


# **Crime in West Virginia**

## **2012**



## **41<sup>st</sup> Edition**

**Earl Ray Tomblin**  
Governor

**Colonel C. R. "Jay" Smithers**  
Superintendent

# *Crime in West Virginia 2012*

## Table of Contents

<b>Foreword</b> .....	1
<b>Introduction</b> .....	2
Collection Design	
Implementation	
Participation	
<b>Methodology</b> .....	5
Population and Number of Officers by Agency .....	6
Crime Rate.....	20
<b>Section I</b> .....	133
Number of Incidents, Offenses, Persons Victimized and Offenders Known.....	134
Number of Incidents, Offenses, Persons Victimized and Known Offenders (Crime against Persons) (Table).....	151
Number of Incidents, Offenses, Persons Victimized and Known Offenders (Crime against Property) (Table).....	152
Number of Incidents, Offenses, Persons Victimized and Known Offenders (Crime against Society) (Table).....	153
Incidents.....	154
Number of Incidents by Time of Day (Chart).....	154
Number of Incidents by Time of Day (Table).....	155
Offenses by Exceptional Clearance .....	156
Exceptional Clearance Basis (Chart) .....	156
Offenses by Exceptional Clearance (Table) .....	156
Offenses .....	158
Number and Percent of Offenses Completed and Attempted (Table).....	158
Percent Distribution of Location by Type of Crime (Table).....	159
Number of Offenses by Weapons, Selected Offenses (Table).....	160
Victims.....	161
Number of Victims by Type (Table).....	161
Number of Violent Crime Victims by Age, Sex and Race (Table).....	164
Number of Persons Victimized by Offenses and Resident Status (Table).....	166
Property.....	167
Value of Property Loss Due to Criminal Action, Property Type (Table).....	168
Value of Property Recovered or Seized by Law Enforcement Agencies, Property Type (Table).....	169
Offenders.....	170
Number of Known Offenders per Incident (Table).....	170
Offender Race versus Victim Race, Violent Crime (Table).....	172
Number of Persons Arrested: Types of Weapons Possessed, Offenses (Table).....	173
Group "B" Arrestee Count and Offenses (Table).....	176

<b>Section II – Jurisdictional Reporting</b> .....	177
Age and Sex of Victims Known to Law Enforcement, Crimes Against Persons and Property (Table).....	178
Age and Sex of Offenders Known to Law Enforcement, Crimes Against Persons and Property (Table).....	231
Offenses (Group “A”) by Agency (Table).....	284
Arrests (Group “A” and “B”) by Agency (Table).....	534
<b>Section III – Special Reports</b> .....	663
Seized Drug Report Summary (Table).....	664
<b>Domestic Violence</b>	
Domestic Violence.....	667
Offenses and Time of Day (Table).....	668
Offenses and Incident Month (Table).....	669
Offenses and Victim to Offender Relationships (Table).....	670
Victim/Offender Relationship and Weapon Used During Offense (Table).....	672
Victim Offense/Age and Characteristics (Table).....	674
Domestic Violence by Agency (Table).....	680
<b>Sexual Assault</b>	
Sexual Assault.....	698
Offender Status by Offenses Reported.....	699
Offenders Reported and Arrested (Chart).....	699
Adult versus Juvenile Victims (Table).....	700
Offender Relationship – Adult vs. Juvenile Victims (Table).....	700
Victim’s Relationship to Offender (Chart).....	701
Location (Chart).....	702
Weapons Used (Chart).....	703
<b>Hate/Bias Crimes</b>	
Hate/Bias Crimes.....	704
Agencies Reporting Hate Crimes by Bias Motivation (Table).....	705
Location of Hate Crime Incidents by Bias Motivation (Table).....	706
Number of Incidents by Bias Motivation and Type of Offense (Table).....	707
Incidents, Offenses, Known Offenders and Victims by Bias Motivation (Table).....	710
<b>Appendix</b>	
Offense Definitions.....	712

# FOREWORD

---

Over a decade ago, the National Incident-Based Reporting System (NIBRS) was developed as the “new” Uniform Crime Reporting (UCR) Program. Since that time, the agencies whose data appear in this publication have made the transition to the “new” system, leading the way to more relevant, flexible and reliable criminal justice statistics for the state as well as the nation. In many instances, the transitions were difficult and placed a strain on already tight information management resources. The presentations in this document represent the results of that extraordinary effort.

NIBRS and its state equivalent, West Virginia Incident-Based Reporting (WV-IBR), were developed to provide more and better information about crime. The presentations in this document illustrate only the barest potential of the system. As participation grows throughout the law enforcement community, so will the utility of the data and the ability to do complex analysis on a wide array of criminal justice issues. That ability will bring with it an understanding of crime never before possible. For taking the first steps toward making NIBRS and WV-IBR a reality, the chiefs, sheriffs, superintendents and directors of the law enforcement agencies are to be commended. They are leaders not only with vision, but with the commitment to continue law enforcement’s advancement in all areas of information technology. Field officers that had to adapt to new reporting forms and procedures are also to be commended, as they are the true source of the information contained in this annual report.

# INTRODUCTION

---

The National Incident-Based Reporting System, or NIBRS, was developed in response to law enforcement's call for more and better crime statistics. The Uniform Crime Reporting (UCR) Program had served law enforcement well since 1930, but the advent of computers, coupled with the evolution in the nature of criminality in the Nation and State, resulted in a need for modernization. The FBI, with support and funding from the Bureau of Justice Statistics, undertook the redesign process, and in 1989 after years of study and testing, launched NIBRS or the new UCR. States soon began implementing the new system that collects incident-based data as opposed to summary counts and addresses a wide array of offenses and details about crime and its nature.

West Virginia responded to need to modernize crime reporting by converting from the summary based collection system to an incident-based reporting (IBR) system. The state program is known as West Virginia Incident-Based Reporting (WV-IBR). This effort was greatly aided by funding from the US Bureau of Justice Statistics and the WV Division of Criminal Justice Services (WVDCJS). In September of 1998, West Virginia became the sixteenth state to receive NIBRS certification by the FBI. As of January 1, 1999, West Virginia fully committed to IBR by only accepting data in the WV-IBR format. Full conversion and adjustment to the new system is still ongoing.

## **Collection Design**

NIBRS and WV-IBR collects information on each single incident and arrest within 22 crime categories composed of 46 offense types (known as Group A offenses). For each occurrence known to the police within these categories, incident, offense, victim property, offender and arrestee information is sent first to the state UCR program, where it is reviewed before being forwarded to the FBI and the WV Statistical Analysis Center (SAC).

Most of the general concepts for collecting, scoring and reporting UCR data are retained in NIBRS. Unlike the historical UCR system under which data were summarized monthly, NIBRS data are sent incident by incident, or disaggregated, lending great flexibility in terms of data compilation and analysis. The design of NIBRS allows extraction of information formerly collected through the summarized system to maintain the integrity of summary UCR's long-running statistical series on crime.

## Implementation

NIBRS is designed to be a byproduct of a modern automated law enforcement law enforcement information system. It is incident-based, *as are law enforcement records*. Because NIBRS solicits considerably more detail about each criminal incident than did summary UCR, it is necessary, however that automated records systems be established or modified to extract the needed information from police records at the local level. These local agency systems must meet both NIBRS and the state-specific requirements (WV-IBR) that address state-level criminal justice issues.

Before a local agency begins submitting data to WV-IBR and the FBI, the agency must demonstrate its ability to meet NIBRS and WV-IBR reporting requirements. All agencies whose data appear in this document have successfully demonstrated that their record systems are capable of producing reliable crime information in the NIBRS and WV-IBR format.

# PARTICIPATION

---

For various reasons, the following agencies were unable or unwilling to submit any data in 2012.

### Sheriff Departments:

Calhoun County SO  
Pendleton County SO  
Webster County SO

Clay County SO  
Gilmer County SO

### Police Departments:

Albright PD  
Anawalt PD  
Anmore PD  
Anstead PD  
Athens PD  
Barrackville PD  
Bayard PD  
Belle PD  
Berkeley Springs PD  
Bethany PD  
Bluefield College PD  
Bradshaw PD  
Bramwell PD  
Burnsville PD  
Cameron PD  
Capon Bridge PD  
Chesapeake PD

Kimball PD  
Kingwood PD  
Logan PD  
Mabscott PD  
Madison PD  
Man PD  
Mannington PD  
Marlinton PD  
Masontown PD  
Matewan PD  
Matoka PD  
McMechen PD  
Mitchell Heights PD  
Montgomery PD  
Mullins PD  
New Haven PD  
North Fork PD

Chester PD	Petersburg PD
Clearview PD	Peterstown PD
Clendenin PD	Piedmont PD
Cowen PD	Pineville PD
Danville PD	Poca PD
Davy PD	Pratt PD
Delbarton PD	Ranson PD
East Bank PD	Rhodell PD
Fairview PD	Richwood PD
Farmington PD	Rivesville PD
Flatwoods PD	Rowlesburg PD
Gary PD	Salem PD
Gassaway PD	Smithers PD
Gilbert PD	St. Marys PD
Glenville State College PD	Star City PD
Grant Town PD	Stonewood PD
Grantsville PD	Sutton PD
Granville PD	Sylvester PD
Handley PD	Valley Grove PD
Hartford PD	Village of Windsor Heights PD
Henderson PD	War PD
Hundred PD	Wardensville PD
laegar PD	Webster Springs PD
Junior PD	West Hamlin PD
Kermit PD	West Logan PD
Keystone PD	West Milford PD
	Whitesville PD

Agencies reporting 6 months of data or less are as follows:

**Sheriff Departments:**

Lincoln County SO	Pleasants County SO
Pocahontas County SO	

**Police Departments:**

Bethlehem PD	Rainelle PD
Bluefield PD	Reedsville PD
Buckhannon PD	Ridgeley PD
Ceredo PD	Terra Alta PD
Follansbee PD	Triadelphia PD
Fort Gay PD	Village of Beech Bottom PD
Gauley Bridge PD	West Liberty PD
Monongah PD	West Liberty College PD
New Cumberland PD	Westover PD
Paden City PD	Whitehall PD
Paw Paw PD	Williamstown PD
Pennsboro PD	

# METHODOLOGY

---

Tables and narrative comments addressing the volume and types of criminal incidents reported to WV-IBR and the FBI in **2012** are presented throughout this document.

Criminal incidents in NIBRS are classified as crimes against persons, crimes against property and crimes against society.<sup>1</sup> Incidents can involve more than one offense, victim or offender. For counting purposes, one offense is counted for each victim of *crimes against persons* (assault offenses, homicide offenses, kidnapping/abduction, and sex offenses, forcible and non-forcible). Regardless of the number of victims, one offense is counted for each distinct incident of *crimes against property* (bribery, burglary/breaking and entering, counterfeiting/forgery, destruction/damage/vandalism of property, embezzlement, extortion/blackmail, fraud offenses, larceny/theft offenses, motor vehicle theft, robbery, stolen property offenses) and *crimes against society* (drug/narcotic offenses, gambling offenses, pornography/obscene material, prostitution offenses and weapon law violations). Violent crimes are murder, forcible sex offenses, assault offenses, kidnapping/abduction and robbery. Robbery is a violent crime against property as it involves force or threat of force but its objective is to obtain money or property.

While “counting” in summary UCR was for the most part straight forward, NIBRS introduces a myriad of data aggregation or “counting” possibilities. In this document, the principles outlined in “Methods for Understanding and Analyzing NIBRS Data<sup>2</sup>” were followed. The “unit of count” varies from table to table, or even by column within tables. Explanatory notes accompany each table to clarify the method of aggregation.

IBR data are collected for 22 crime categories composed of 46 specific offenses (known as Group “A” offenses). For each offense known to police within these categories, incident, victim, property, offender and arrest information is gathered.

---

<sup>1</sup> See Appendix 1 for offense definitions.

<sup>2</sup> Yoshio Akiyama and James Nolan, “Methods for Understanding and Analyzing NIBRS Data,” *Journal of Quantitative Criminology*, June 1999



# POPULATION AND NUMBER OF OFFICERS BY AGENCY

## 2012

<u>County</u>	<u>Department Name</u>	<u>Population</u>	<u># Male Officers</u>	<u># Female Officers</u>
<b>Barbour</b>				
	Barbour Co SO	11,651	8	0
	Belington PD	1,914	3	0
	Philippi PD	2,955	6	0
	DNR - 1 - Barbour		1	0
	FIRE MARSHAL - Barbour		0	0
	Philippi SP		5	0
	<b>Totals:</b>	<b>16,520</b>	<b>23</b>	<b>0</b>
<b>Berkeley</b>				
	Martinsburg SP		30	1
	BCI - Martinsburg		10	0
	Berkeley Co SO	88,266	56	2
	Martinsburg PD	17,487	45	5
	DNR - 2 - Berkeley		1	0
	FIRE MARSHAL - Berkeley		0	0
	tf Eastern Panhandle Drug & Vio		10	0
	<b>Totals:</b>	<b>105,753</b>	<b>152</b>	<b>8</b>
<b>Boone</b>				
	Boone Co SO	20,037	21	1
	Madison PD	3,054	6	0
	Whitesville PD	510	3	0
	DNR - 5 - Boone		1	0
	Danville PD	686	2	0
	Sylvester PD	158	1	0
	FIRE MARSHAL - Boone		0	0
	Madison SP		8	0
	Whitesville SP		4	0
	<b>Totals:</b>	<b>24,445</b>	<b>46</b>	<b>1</b>
<b>Braxton</b>				
	Sutton SP		7	0
	Braxton Co SO	12,079	8	0
	Gassaway PD	905	1	0
	Sutton PD	992	1	0
	Burnsville PD	509	2	0
	DNR - 3 - Braxton		2	0
	FIRE MARSHAL - Braxton		0	0
	<b>Totals:</b>	<b>14,485</b>	<b>21</b>	<b>0</b>

<u>County</u>	<u>Department Name</u>	<u>Population</u>	<u># Male Officers</u>	<u># Female Officers</u>
<b>Brooke</b>				
	Brooke Co SO	13,098	18	0
	Follansbee PD	2,957	7	0
	Wellsburg PD	2,778	6	0
	DNR - 1 - Brooke		1	0
	Bethany PD	1,032	0	0
	FIRE MARSHAL - Brooke		0	0
	Village of Beech Bottom PD	522	0	0
	Wellsburg SP		3	0
	<b>Totals:</b>	<b>20,387</b>	<b>35</b>	<b>0</b>
<b>Cabell</b>				
	Huntington SP		11	1
	Cabell CO SO	44,894	42	0
	Barboursville PD	3,976	18	0
	Huntington PD	49,254	97	5
	Milton PD	2,422	5	0
	Marshall Univ Police		21	1
	DNR - 5 - Cabell		3	0
	FIRE MARSHAL - Cabell		0	0
	tf Huntington Drug & Vio Crime		2	0
	<b>Totals:</b>	<b>100,546</b>	<b>199</b>	<b>7</b>
<b>Calhoun</b>				
	Calhoun Co SO	7,090	3	0
	Grantsville PD	562	2	0
	DNR - 6 - Calhoun		1	0
	FIRE MARSHAL - Calhoun		0	0
	Grantsville SP		4	0
	<b>Totals:</b>	<b>7,652</b>	<b>10</b>	<b>0</b>
<b>Clay</b>				
	Clay SP		8	0
	Clay Co SO	9,357	5	0
	DNR - 3 - Clay		2	0
	FIRE MARSHAL - Clay		0	0
	<b>Totals:</b>	<b>9,357</b>	<b>15</b>	<b>0</b>
<b>Doddridge</b>				
	Doddridge Co SO	7,350	5	1
	West Union PD	821	1	0
	DNR - 6 - Doddridge		1	0
	FIRE MARSHAL - Doddridge		0	0
	West Union SP		4	0
	<b>Totals:</b>	<b>8,171</b>	<b>11</b>	<b>1</b>

<u>County</u>	<u>Department Name</u>	<u>Population</u>	<u># Male Officers</u>	<u># Female Officers</u>
<b>Fayette</b>				
	Gauley Bridge SP		3	0
	Oak Hill SP		10	0
	Turnpike - Fayette		0	0
	Fayette Co SO	29,986	33	3
	Ansted PD	1,393	2	0
	Fayetteville PD	2,870	8	1
	Montgomery PD	1,630	5	0
	Mount Hope PD	1,400	5	0
	Oak Hill PD	7,672	13	1
	Smithers PD	807	3	0
	WVU Tech-Security		6	0
	DNR - 4 - Fayette		3	0
	Gauley Bridge PD	610	1	0
	FIRE MARSHAL - Fayette		0	0
	<b>Totals:</b>	<b>46,368</b>	<b>92</b>	<b>5</b>
<b>Gilmer</b>				
	Gilmer Co SO	7,167	5	0
	Glennville PD	1,538	3	0
	Glennville State College		3	0
	DNR - 6 - Gilmer		1	0
	FIRE MARSHAL - Gilmer		0	0
	Glennville SP		5	0
	<b>Totals:</b>	<b>8,705</b>	<b>17</b>	<b>0</b>
<b>Grant</b>				
	Petersburg SP		0	0
	Grant Co SO	9,139	8	0
	Petersburg PD	2,464	2	0
	DNR - 2 - Grant		2	0
	Bayard PD	288	0	0
	FIRE MARSHAL - Grant		0	0
	tf Potomac Highland Drug & Vio		3	0
	<b>Totals:</b>	<b>11,891</b>	<b>15</b>	<b>0</b>
<b>Greenbrier</b>				
	Greenbrier Co SO	25,186	27	2
	Lewisburg PD	3,859	12	0
	Rainelle PD	1,519	2	0
	Ronceverte PD	1,781	6	0
	White Sulphur Springs PD	2,464	5	0
	DNR - 4 - Greenbrier		3	0
	FIRE MARSHAL - Greenbrier		0	0
	tf Greenbrier Co Drug		2	1
	Rainelle SP		5	0
	Lewisburg SP		7	0
	<b>Totals:</b>	<b>34,809</b>	<b>69</b>	<b>3</b>

<u>County</u>	<u>Department Name</u>	<u>Population</u>	<u># Male Officers</u>	<u># Female Officers</u>
<b>Hampshire</b>				
	Romney SP		9	0
	Hampshire Co SO	21,625	15	2
	Romney PD	1,837	3	0
	DNR - 2 - Hampshire		5	0
	Capon Bridge PD	351	2	0
	FIRE MARSHAL - Hampshire		0	0
	<b>Totals:</b>	<b>23,813</b>	<b>34</b>	<b>2</b>
<b>Hancock</b>				
	Hancock Co SO	11,225	26	0
	Chester PD	2,575	5	1
	Weirton PD	19,652	35	1
	New Cumberland PD	1,100	2	0
	DNR - 1 - Hancock		1	0
	FIRE MARSHAL - Hancock		0	0
	tf Hancock-Brooke Drug		6	0
	New Cumberland SP		3	0
	<b>Totals:</b>	<b>34,552</b>	<b>78</b>	<b>2</b>
<b>Hardy</b>				
	Moorefield SP		7	0
	Hardy Co SO	11,119	9	0
	Moorefield PD	2,523	7	1
	Wardensville PD	270	1	1
	DNR - 2 - Hardy		1	0
	FIRE MARSHAL - Hardy		0	0
	<b>Totals:</b>	<b>13,912</b>	<b>25</b>	<b>2</b>
<b>Harrison</b>				
	Harrison Co SO	35,071	45	0
	Bridgeport PD	8,200	26	2
	Clarksburg PD	16,649	47	1
	Salem PD	1,594	1	0
	Shinnston PD	2,213	7	0
	Stonewood PD	1,814	2	0
	Anmoore PD	778	2	0
	Nutter Fort PD	1,602	6	0
	Lumberport PD	884	2	0
	West Milford PD	633	0	0
	DNR - 1 - Harrison		2	0
	FIRE MARSHAL - Harrison		0	0
	tf Harrison Co Drug & Vio Crime		7	0
	Bridgeport SP		9	0
	<b>Totals:</b>	<b>69,438</b>	<b>156</b>	<b>3</b>

<u>County</u>	<u>Department Name</u>	<u>Population</u>	<u># Male Officers</u>	<u># Female Officers</u>
<b>Jackson</b>	Ripley SP		4	1
	Jackson Co SO	22,111	15	0
	Ravenswood PD	3,876	9	0
	Ripley PD	3,255	7	0
	DNR - 6 - Jackson		2	0
	FIRE MARSHAL - Jackson		0	0
	<b>Totals:</b>	<b>29,242</b>	<b>37</b>	<b>1</b>
<b>Jefferson</b>				
	Jefferson Co SO	41,278	26	2
	Charles Town PD	5,337	13	1
	Shepherdstown PD	1,749	5	0
	Ranson PD	4,512	11	2
	Harpers Ferry PD	1,350	4	0
	DNR - 2 - Jefferson		2	0
	Shepherd University		8	1
	FIRE MARSHAL - Jefferson		0	0
	Kearneysville SP		13	0
	<b>Totals:</b>	<b>54,226</b>	<b>82</b>	<b>6</b>

<u>County</u>	<u>Department Name</u>	<u>Population</u>	<u># Male Officers</u>	<u># Female Officers</u>
<b>Kanawha</b>				
	Quincy SP		12	0
	WV State Police Hdqts		0	0
	So Charleston SP		13	2
	BCI - SO Charleston		3	1
	Turnpike - Kanawha		30	0
	ICAC Unit		16	3
	Kanawha Co SO	92,891	89	8
	Belle PD	1,255	4	0
	Charleston PD	51,178	154	7
	Dunbar PD	7,876	14	0
	Nitro PD	7,163	15	0
	St Albans PD	11,001	22	1
	South Charleston PD	13,396	39	1
	Chesapeake PD	1,547	3	0
	Marmet PD	1,498	5	0
	East Bank PD	955	0	0
	Glasgow PD	901	3	0
	Clendenin PD	1,222	4	0
	Cedar Grove PD	993	4	0
	Pratt PD	600	1	0
	Handley PD	347	1	0
	WV State University		5	0
	DNR - 5 - Kanawha		7	0
	FIRE MARSHAL - Kanawha		31	1
	Kanawha Co Parks		3	0
	Protective Services-Capitol		22	1
	tf Metro Drug Enforcement		17	1
	<b>Totals:</b>	<b>192,823</b>	<b>517</b>	<b>26</b>
<b>Lewis</b>				
	Lewis Co SO	12,309	14	0
	Weston PD	4,107	5	1
	DNR - 3 - Lewis		3	0
	FIRE MARSHAL - Lewis		0	0
	Weston SP		6	0
	<b>Totals:</b>	<b>16,416</b>	<b>28</b>	<b>1</b>
<b>Lincoln</b>				
	Hamlin SP		11	0
	Lincoln Co SO	20,417	7	0
	Hamlin PD	1,134	5	0
	DNR - 5 - Lincoln		2	0
	FIRE MARSHAL - Lincoln		0	0
	<b>Totals:</b>	<b>21,551</b>	<b>25</b>	<b>0</b>

<u>County</u>	<u>Department Name</u>	<u>Population</u>	<u># Male Officers</u>	<u># Female Officers</u>
<b>Logan</b>				
	Logan Co SO	31,978	16	0
	Logan PD	1,764	8	0
	Man PD	753	2	0
	Chapmanville PD	1,222	5	0
	DNR - 5 - Logan		2	0
	West Logan PD	421	1	0
	Mitchell Heights PD	320	0	0
	FIRE MARSHAL - Logan		0	0
	tf U S 119 Task Force		4	0
	Logan SP		15	1
	<b>Totals:</b>	<b>36,458</b>	<b>53</b>	<b>1</b>
<b>Marion</b>				
	Fairmont SP		6	0
	BCI - Fairmont		8	0
	Marion Co SO	31,064	35	1
	Fairmont PD	18,764	34	1
	Mannington PD	2,066	3	1
	Rivesville PD	936	2	0
	Monongah PD	1,050	1	0
	Fairview PD	409	1	0
	Farmington PD	376	1	0
	Grant Town PD	615	1	0
	DNR - 1 - Marion		5	0
	Barrackville PD	1,307	0	0
	Fairmont Campus Police		7	0
	FIRE MARSHAL - Marion		0	0
	TF--3 RIVERS		2	0
	White Hall PD	649	3	0
	<b>Totals:</b>	<b>57,236</b>	<b>109</b>	<b>3</b>
<b>Marshall</b>				
	Marshall Co SO	17,529	28	0
	Benwood PD	1,406	6	0
	Cameron PD	938	3	0
	Glen Dale PD	1,511	6	0
	Mc Mechen PD	1,909	3	0
	Moundsville PD	9,234	16	1
	DNR - 1 - Marshall		2	0
	FIRE MARSHAL - Marshall		0	0
	Moundsville SP		8	0
	<b>Totals:</b>	<b>32,527</b>	<b>72</b>	<b>1</b>

<u>County</u>	<u>Department Name</u>	<u>Population</u>	<u># Male Officers</u>	<u># Female Officers</u>
<b>Mason</b>				
	Point Pleasant SP		6	0
	Mason Co SO	19,550	12	0
	Point Pleasant PD	4,343	9	0
	New Haven PD	1,555	3	0
	Mason PD	966	3	0
	Henderson PD	271	1	0
	Hartford PD	614	0	0
	DNR - 5 - Mason		1	0
	FIRE MARSHAL - Mason		0	0
	<b>Totals:</b>	<b>27,299</b>	<b>35</b>	<b>0</b>
<b>McDowell</b>				
	McDowell Co SO	15,417	14	0
	Keystone PD	277	0	0
	War PD	842	2	0
	Welch PD	2,366	7	0
	Anawalt PD	221	1	0
	Gary PD	953	2	0
	North Fork PD	422	1	0
	Davy PD	413	1	0
	Kimball PD	190	1	0
	laeger PD	297	1	0
	DNR - 4 - McDowell		1	0
	FIRE MARSHAL - McDowell		0	0
	Bradshaw PD	332	1	0
	Welch SP		9	0
	<b>Totals:</b>	<b>21,730</b>	<b>41</b>	<b>0</b>
<b>Mercer</b>				
	Turnpike - Mercer		0	0
	Princeton SP		19	0
	BCI - Bluefield		8	0
	Mercer Co SO	43,893	26	1
	Athens PD	1,050	1	0
	Bluefield PD	10,482	19	0
	Princeton PD	6,453	19	0
	Matoaka PD	224	1	0
	Bramwell PD	365	1	0
	Concord College Security		5	1
	Bluefield College		1	1
	DNR - 4 - Mercer		3	0
	FIRE MARSHAL - Mercer		0	0
	tf So Regional Drug & Vio Crime		8	0
	<b>Totals:</b>	<b>62,467</b>	<b>111</b>	<b>3</b>



<u>County</u>	<u>Department Name</u>	<u>Population</u>	<u># Male Officers</u>	<u># Female Officers</u>
<b>Mineral</b>				
	Mineral Co SO	21,221	12	0
	Keyser PD	5,421	8	1
	Piedmont PD	876	1	0
	Ridgeley PD	675	2	0
	Potomac State College Police		3	1
	DNR - 2 - Mineral		3	0
	FIRE MARSHAL - Mineral		0	0
	Keyser SP		9	0
	<b>Totals:</b>	<b>28,193</b>	<b>38</b>	<b>2</b>
<b>Mingo</b>				
	Gilbert SP		3	0
	Williamson SP		7	0
	Mingo Co SO	21,496	20	0
	Gilbert PD	442	4	0
	Williamson PD	3,164	8	0
	Kermit PD	399	1	0
	Delbarton PD	572	3	0
	Matewan PD	491	2	0
	DNR - 5 - Mingo		1	0
	FIRE MARSHAL - Mingo		0	0
	<b>Totals:</b>	<b>26,564</b>	<b>49</b>	<b>0</b>
<b>Monongalia</b>				
	Monongalia Co SO	61,473	35	2
	Morgantown PD	30,294	63	3
	Star City PD	1,874	4	1
	Westover PD	4,088	6	1
	WV University - Police		41	8
	DNR - 1 - Monongalia		2	0
	Granville PD	802	10	1
	FIRE MARSHAL - Monongalia		0	0
	tf Monongalia Valley Drug		0	0
	Morgantown SP		22	1
	<b>Totals:</b>	<b>98,531</b>	<b>183</b>	<b>17</b>
<b>Monroe</b>				
	Union SP		4	0
	Monroe Co SO	13,333	7	0
	Alderson PD	1,193	2	0
	Peterstown PD		0	0
	DNR - 4 - Monroe		1	0
	FIRE MARSHAL - Monroe		0	0
	<b>Totals:</b>	<b>14,526</b>	<b>14</b>	<b>0</b>

<u>County</u>	<u>Department Name</u>	<u>Population</u>	<u># Male Officers</u>	<u># Female Officers</u>
<b>Morgan</b>				
	Morgan Co SO	16,404	11	0
	Berkeley Springs (BATH) PD	624	3	0
	Paw Paw PD	507	2	0
	DNR - 2 - Morgan		0	0
	FIRE MARSHAL - Morgan		0	0
	Berkeley Springs SP		6	0
	<b>Totals:</b>	<b>17,535</b>	<b>22</b>	<b>0</b>
<b>Nicholas</b>				
	Richwood SP		3	0
	Summersville SP		3	0
	Nicholas Co SO	20,639	26	0
	Richwood PD	2,054	3	0
	Summersville PD	3,576	17	0
	DNR - 3 - Nicholas		1	0
	FIRE MARSHAL - Nicholas		0	0
	tf Central WV Drug		2	0
	<b>Totals:</b>	<b>26,269</b>	<b>55</b>	<b>0</b>
<b>Ohio</b>				
	Ohio Co SO	10,773	30	1
	Wheeling PD	28,356	76	5
	Triadelphia PD	804	1	0
	Bethlehem PD	2,486	4	0
	West Liberty PD	1,540	0	0
	Valley Grove PD		0	0
	West Liberty College		5	0
	DNR - 1 - Ohio		1	0
	Clearview PD	562	0	0
	FIRE MARSHAL - Ohio		0	0
	tf Ohio Valley Drug & Vio Crime		0	0
	BCI - Wheeling		3	0
	Wheeling SP		6	0
	<b>Totals:</b>	<b>44,521</b>	<b>126</b>	<b>6</b>
<b>Pendleton</b>				
	Franklin SP		3	0
	Pendleton Co SO	7,673	3	0
	DNR - 2 - Pendleton		2	0
	FIRE MARSHAL - Pendleton		0	0
	<b>Totals:</b>	<b>7,673</b>	<b>8</b>	<b>0</b>

<u>County</u>	<u>Department Name</u>	<u>Population</u>	<u># Male Officers</u>	<u># Female Officers</u>
<b>Pleasants</b>				
	Pleasants Co SO	5,750	5	1
	St Marys PD	1,861	6	0
	DNR - 6 - Pleasants		1	0
	FIRE MARSHAL - Pleasants		0	0
	St Marys SP		4	1
	<b>Totals:</b>	<b>7,611</b>	<b>16</b>	<b>2</b>
<b>Pocahontas</b>				
	Marlinton SP		5	0
	Pocahontas Co SO	7,724	10	0
	Marlinton PD	1,062	0	0
	DNR - 3 - Pocahontas		2	0
	FIRE MARSHAL - Pocahontas		0	0
	<b>Totals:</b>	<b>8,786</b>	<b>17</b>	<b>0</b>
<b>Preston</b>				
	Preston Co SO	27,245	14	2
	Kingwood PD	2,958	2	0
	Terra Alta PD	1,487	1	0
	Rowlesburg PD	588	0	0
	Masontown PD	549	1	0
	Reedsville PD	597	1	0
	DNR - 1 - Preston		2	0
	FIRE MARSHAL - Preston		0	0
	Albright PD	300	0	0
	Kingwood SP		6	0
	<b>Totals:</b>	<b>33,724</b>	<b>27</b>	<b>2</b>
<b>Putnam</b>				
	Winfield SP		6	1
	Putnam Co SO	43,669	35	2
	Hurricane PD	6,333	16	0
	Winfield PD	2,322	4	0
	Eleanor PD	1,533	2	0
	Poca PD	984	0	0
	DNR - 5 - Putnam		6	0
	FIRE MARSHAL - Putnam		0	0
	<b>Totals:</b>	<b>54,841</b>	<b>69</b>	<b>3</b>

<u>County</u>	<u>Department Name</u>	<u>Population</u>	<u># Male Officers</u>	<u># Female Officers</u>
<b>Raleigh</b>				
	Raleigh Co SO	58,520	43	1
	Beckley PD	17,675	45	2
	Mabscott PD	1,412	2	0
	Sophia PD	1,348	3	0
	Rhodell PD	174	1	0
	DNR - 4 - Raleigh		4	0
	FIRE MARSHAL - Raleigh		0	0
	ff TRIDENT****-DISBANDED 4/2009		0	0
	Turnpike - Raleigh		0	0
	Beckley SP		14	0
	BCI - Beckley		3	1
	<b>Totals:</b>	<b>79,129</b>	<b>115</b>	<b>4</b>
<b>Randolph</b>				
	Elkins SP		20	0
	Randolph Co SO	22,358	10	0
	Elkins PD	7,108	10	0
	DNR - 3 - Randolph		2	0
	FIRE MARSHAL - Randolph		0	0
	<b>Totals:</b>	<b>29,466</b>	<b>42</b>	<b>0</b>
<b>Ritchie</b>				
	Ritchie Co SO	7,284	7	0
	Harrisville PD	1,850	1	0
	Pennsboro PD	1,161	0	0
	DNR - 6 - Ritchie		1	0
	FIRE MARSHAL - Ritchie		0	0
	Harrisville SP		5	0
	<b>Totals:</b>	<b>10,295</b>	<b>14</b>	<b>0</b>
<b>Roane</b>				
	Spencer SP		5	0
	Roane Co SO	12,547	8	0
	Spencer PD	2,311	4	0
	DNR - 6 - Roane		1	0
	FIRE MARSHAL - Roane		0	0
	<b>Totals:</b>	<b>14,858</b>	<b>18</b>	<b>0</b>
<b>Summers</b>				
	Summers Co SO	11,203	6	0
	Hinton PD	2,664	6	0
	DNR - 4 - Summers		3	0
	FIRE MARSHAL - Summers		0	0
	Hinton SP		4	0
	<b>Totals:</b>	<b>13,867</b>	<b>19</b>	<b>0</b>

<u>County</u>	<u>Department Name</u>	<u>Population</u>	<u># Male Officers</u>	<u># Female Officers</u>
<b>Taylor</b>				
	Grafton SP		3	0
	Taylor Co SO	11,745	7	0
	Grafton PD	5,171	6	0
	DNR - 1 - Taylor		2	0
	FIRE MARSHAL - Taylor		0	0
	<b>Totals:</b>	<b>16,916</b>	<b>18</b>	<b>0</b>
<b>Tucker</b>				
	Tucker Co SO	5,569	4	0
	Parsons PD	1,452	1	0
	DNR - 1 - Tucker		0	0
	FIRE MARSHAL - Tucker		0	0
	Parsons SP		4	0
	<b>Totals:</b>	<b>7,021</b>	<b>9</b>	<b>0</b>
<b>Tyler</b>				
	Tyler Co SO	6,908	7	0
	Paden City PD	2,601	4	0
	Sistersville PD	1,383	4	0
	DNR - 6 - Tyler		1	0
	FIRE MARSHAL - Tyler		0	0
	<b>Totals:</b>	<b>10,892</b>	<b>16</b>	<b>0</b>
<b>Upshur</b>				
	Upshur Co SO	18,674	13	0
	Buckhannon PD	5,649	9	0
	DNR - 3 - Upshur Co		3	0
	FIRE MARSHAL - Upshur		0	0
	Buckhannon SP		7	0
	BCI - Buckhannon		3	0
	<b>Totals:</b>	<b>24,323</b>	<b>35</b>	<b>0</b>
<b>Wayne</b>				
	Wayne SP		10	0
	Wayne Co SO	31,486	19	1
	Ceredo PD	1,436	6	0
	Kenova PD	3,188	6	0
	Wayne PD	1,425	1	0
	Fort Gay PD	702	3	0
	DNR - 5 - Wayne		1	0
	FIRE MARSHAL - Wayne		0	0
	<b>Totals:</b>	<b>38,237</b>	<b>46</b>	<b>1</b>

<u>County</u>	<u>Department Name</u>	<u>Population</u>	<u># Male Officers</u>	<u># Female Officers</u>
<b>Webster</b>				
	Webster Co SO	8,368	5	0
	Webster Springs PD	775	2	0
	Cowen PD		4	0
	DNR - 3 - Webster		2	0
	FIRE MARSHAL - Webster		0	0
	Upperglade SP		6	0
	<b>Totals:</b>	<b>9,143</b>	<b>19</b>	<b>0</b>
<b>Wetzel</b>				
	Hundred SP		2	0
	Paden City SP		3	0
	Wetzel Co SO	8,994	7	1
	Hundred PD	294	0	0
	New Martinsville PD	5,292	11	0
	DNR - 1 - Wetzel		2	0
	FIRE MARSHAL - Wetzel		0	0
	<b>Totals:</b>	<b>14,580</b>	<b>25</b>	<b>1</b>
<b>Wirt</b>				
	Wirt Co SO	5,762	3	0
	DNR - 6 - Wirt		1	0
	FIRE MARSHAL - Wirt		0	0
	Elizabeth SP		4	0
	<b>Totals:</b>	<b>5,762</b>	<b>8</b>	<b>0</b>
<b>Wood</b>				
	Parkersburg SP		7	1
	Wood Co SO	41,883	36	2
	Parkersburg PD	31,558	60	2
	Vienna PD	10,770	17	0
	Williamstown PD	2,911	5	0
	DNR - 6 - Wood		6	0
	FIRE MARSHAL - Wood		0	0
	tf Parkersburg Vio Crime Narc		6	0
	<b>Totals:</b>	<b>87,122</b>	<b>137</b>	<b>5</b>
<b>Wyoming</b>				
	Wyoming Co SO	19,846	21	0
	Mullens PD	1,543	4	0
	Pineville PD	659	3	0
	Oceana PD	1,372	5	0
	DNR - 4 - Wyoming		2	0
	FIRE MARSHAL - Wyoming		0	0
	Jesse SP		4	0
	<b>Totals:</b>	<b>23,420</b>	<b>39</b>	<b>0</b>
	<b>Grand Totals:</b>	<b>1,856,584</b>	<b>3,292</b>	<b>119</b>

# Crime Rate

## 2012

### Barbour

#### Barbour Co SO

<u>Offense</u>	<u>Offense Count</u>	<u>Crime Rate (per 1,000 persons)</u>
All Other Larceny	17	1.46
Burglary/Breaking & Entering	15	1.29
Destruction/Damage/Vandalism of Property	9	0.77
Drug/Narcotic Violations	2	0.17
Motor Vehicle Theft	1	0.09
Simple Assault	7	0.60
Stolen Property Offenses	2	0.17
Theft From Building	2	0.17
Theft of Motor Vehicle Parts/Accessories	1	0.09

Barbour Co SO	<u>Index Offense Count</u>	<u>Crime Rate</u>	<u>Population</u>
	36	3.09	11,651

#### Belington PD

<u>Offense</u>	<u>Offense Count</u>	<u>Crime Rate (per 1,000 persons)</u>
Aggravated Assault	4	2.09
All Other Larceny	9	4.70
Burglary/Breaking & Entering	2	1.04
Destruction/Damage/Vandalism of Property	5	2.61
Drug/Narcotic Violations	5	2.61
Forcible Fondling	1	0.52
Intimidation	1	0.52
Pocket-picking	1	0.52
Simple Assault	4	2.09
Theft From Building	1	0.52
Theft From Coin Operated Machine or Device	1	0.52
Theft of Motor Vehicle Parts/Accessories	2	1.04

Belington PD	<u>Index Offense Count</u>	<u>Crime Rate</u>	<u>Population</u>
	20	10.45	1,914

#### DNR - 1 - Barbour

<u>Offense</u>	<u>Offense Count</u>	<u>Crime Rate (per 1,000 persons)</u>
Drug/Narcotic Violations	1	N/A
Weapon Law Violations	1	N/A

DNR - 1 - Barbour	<u>Index Offense Count</u>	<u>Crime Rate</u>	<u>Population</u>
	0		

## Philippi PD

<u>Offense</u>	<u>Offense Count</u>	<u>Crime Rate (per 1,000 persons)</u>
Aggravated Assault	34	11.51
All Other Larceny	3	1.02
Burglary/Breaking & Entering	13	4.40
Counterfeiting/Forgery	3	1.02
Destruction/Damage/Vandalism of Property	32	10.83
Drug/Narcotic Violations	7	2.37
False Pretenses/Swindle/Confidence Game	1	0.34
Forcible Rape	1	0.34
Intimidation	2	0.68
Shoplifting	8	2.71
Simple Assault	1	0.34
Theft From Motor Vehicle	1	0.34
Weapon Law Violations	3	1.02

Philippi PD	<u>Index Offense Count</u>	<u>Crime Rate</u>	<u>Population</u>
	60	20.30	2,955

## Philippi SP

<u>Offense</u>	<u>Offense Count</u>	<u>Crime Rate (per 1,000 persons)</u>
Aggravated Assault	5	N/A
All Other Larceny	8	N/A
Burglary/Breaking & Entering	33	N/A
Counterfeiting/Forgery	1	N/A
Credit Card/Automatic Teller Fraud	1	N/A
Destruction/Damage/Vandalism of Property	21	N/A
Drug/Narcotic Violations	10	N/A
False Pretenses/Swindle/Confidence Game	4	N/A
Impersonation	1	N/A
Intimidation	3	N/A
Motor Vehicle Theft	8	N/A
Sexual Assault With An Object	1	N/A
Shoplifting	2	N/A
Simple Assault	20	N/A
Statutory Rape	2	N/A
Theft From Building	12	N/A
Theft From Motor Vehicle	6	N/A
Theft of Motor Vehicle Parts/Accessories	3	N/A
Weapon Law Violations	5	N/A

Philippi SP	<u>Index Offense Count</u>	<u>Crime Rate</u>	<u>Population</u>
	77		

## Berkeley

---

### Berkeley Co SO

<u>Offense</u>	<u>Offense Count</u>	<u>Crime Rate (per 1,000 persons)</u>
----------------	----------------------	---------------------------------------



Aggravated Assault	45	0.51
All Other Larceny	487	5.52
Arson	8	0.09
Burglary/Breaking & Entering	367	4.16
Counterfeiting/Forgery	18	0.20
Credit Card/Automatic Teller Fraud	17	0.19
Destruction/Damage/Vandalism of Property	158	1.79
Drug/Narcotic Violations	133	1.51
Embezzlement	11	0.12
False Pretenses/Swindle/Confidence Game	66	0.75
Forcible Fondling	14	0.16
Forcible Rape	11	0.12
Incest	1	0.01
Intimidation	14	0.16
Kidnaping/Abduction	3	0.03
Motor Vehicle Theft	50	0.57
Murder and Nonnegligent Manslaughter	1	0.01
Pornography/Obscene Material	1	0.01
Prostitution	3	0.03
Robbery	24	0.27
Shoplifting	169	1.91
Simple Assault	437	4.95
Statutory Rape	2	0.02
Stolen Property Offenses	41	0.46
Theft From Building	1	0.01
Theft From Motor Vehicle	226	2.56
Theft of Motor Vehicle Parts/Accessories	25	0.28
Weapon Law Violations	15	0.17

	<u>Index Offense Count</u>	<u>Crime Rate</u>	<u>Population</u>
Berkeley Co SO	1,406	15.93	88,266

## DNR - 2 - Berkeley

<u>Offense</u>	<u>Offense Count</u>	<u>Crime Rate (per 1,000 persons)</u>
Weapon Law Violations	1	N/A

	<u>Index Offense Count</u>	<u>Crime Rate</u>	<u>Population</u>
DNR - 2 - Berkeley	0		

## Martinsburg PD

<u>Offense</u>	<u>Offense Count</u>	<u>Crime Rate (per 1,000 persons)</u>
Aggravated Assault	53	3.03
All Other Larceny	302	17.27
Arson	7	0.40
Burglary/Breaking & Entering	135	7.72
Counterfeiting/Forgery	23	1.32
Credit Card/Automatic Teller Fraud	23	1.32
Destruction/Damage/Vandalism of Property	98	5.60
Drug/Narcotic Violations	348	19.90

Embezzlement	9	0.51
False Pretenses/Swindle/Confidence Game	35	2.00
Forcible Fondling	2	0.11
Forcible Rape	3	0.17
Impersonation	2	0.11
Intimidation	22	1.26
Motor Vehicle Theft	28	1.60
Pornography/Obscene Material	2	0.11
Prostitution	12	0.69
Robbery	33	1.89
Sexual Assault With An Object	5	0.29
Shoplifting	309	17.67
Simple Assault	278	15.90
Stolen Property Offenses	54	3.09
Theft From Motor Vehicle	122	6.98
Theft of Motor Vehicle Parts/Accessories	11	0.63
Weapon Law Violations	48	2.74

	<u>Index Offense Count</u>	<u>Crime Rate</u>	<u>Population</u>
Martinsburg PD	996	56.96	17,487

## Martinsburg SP

<u>Offense</u>	<u>Offense Count</u>	<u>Crime Rate (per 1,000 persons)</u>
Aggravated Assault	55	N/A
All Other Larceny	163	N/A
Arson	1	N/A
Burglary/Breaking & Entering	234	N/A
Counterfeiting/Forgery	22	N/A
Credit Card/Automatic Teller Fraud	40	N/A
Destruction/Damage/Vandalism of Property	213	N/A
Drug/Narcotic Violations	201	N/A
Embezzlement	3	N/A
False Pretenses/Swindle/Confidence Game	59	N/A
Forcible Fondling	15	N/A
Forcible Rape	9	N/A
Forcible Sodomy	5	N/A
Impersonation	7	N/A
Incest	2	N/A
Intimidation	92	N/A
Motor Vehicle Theft	72	N/A
Murder and Nonnegligent Manslaughter	2	N/A
Pornography/Obscene Material	1	N/A
Robbery	13	N/A
Sexual Assault With An Object	1	N/A
Shoplifting	90	N/A
Simple Assault	240	N/A
Statutory Rape	1	N/A
Stolen Property Offenses	28	N/A

Theft From Building	18	N/A
Theft From Motor Vehicle	123	N/A
Theft of Motor Vehicle Parts/Accessories	67	N/A
Weapon Law Violations	23	N/A

	<u>Index Offense Count</u>	<u>Crime Rate</u>	<u>Population</u>
Martinsburg SP	846		

### tf Eastern Panhandle Drug & Vio

<u>Offense</u>	<u>Offense Count</u>	<u>Crime Rate (per 1,000 persons)</u>
Betting/Wagering	12	N/A
Drug/Narcotic Violations	181	N/A

	<u>Index Offense Count</u>	<u>Crime Rate</u>	<u>Population</u>
tf Eastern Panhandle Drug & Vio	0		

## Boone

---

### Boone Co SO

<u>Offense</u>	<u>Offense Count</u>	<u>Crime Rate (per 1,000 persons)</u>
Aggravated Assault	19	0.95
All Other Larceny	54	2.70
Arson	1	0.05
Burglary/Breaking & Entering	35	1.75
Credit Card/Automatic Teller Fraud	1	0.05
Destruction/Damage/Vandalism of Property	44	2.20
Forcible Rape	1	0.05
Forcible Sodomy	1	0.05
Intimidation	14	0.70
Motor Vehicle Theft	6	0.30
Simple Assault	41	2.05

	<u>Index Offense Count</u>	<u>Crime Rate</u>	<u>Population</u>
Boone Co SO	115	5.74	20,037

### DNR - 5 - Boone

<u>Offense</u>	<u>Offense Count</u>	<u>Crime Rate (per 1,000 persons)</u>
Weapon Law Violations	1	N/A

	<u>Index Offense Count</u>	<u>Crime Rate</u>	<u>Population</u>
DNR - 5 - Boone	0		

### Madison SP

<u>Offense</u>	<u>Offense Count</u>	<u>Crime Rate (per 1,000 persons)</u>
Aggravated Assault	20	N/A
All Other Larceny	92	N/A
Arson	1	N/A
Assisting or Promoting Prostitution	1	N/A
Burglary/Breaking & Entering	49	N/A
Counterfeiting/Forgery	37	N/A
Destruction/Damage/Vandalism of Property	52	N/A

Drug/Narcotic Violations	101	N/A
False Pretenses/Swindle/Confidence Game	16	N/A
Forcible Fondling	4	N/A
Forcible Sodomy	1	N/A
Impersonation	3	N/A
Intimidation	22	N/A
Motor Vehicle Theft	20	N/A
Robbery	1	N/A
Shoplifting	20	N/A
Simple Assault	70	N/A
Stolen Property Offenses	9	N/A
Theft From Building	2	N/A
Theft From Motor Vehicle	4	N/A
Theft of Motor Vehicle Parts/Accessories	42	N/A
Weapon Law Violations	4	N/A
Welfare Fraud	1	N/A

	<u>Index Offense Count</u>	<u>Crime Rate</u>	<u>Population</u>
Madison SP	250		

### Whitesville SP

<u>Offense</u>	<u>Offense Count</u>	<u>Crime Rate (per 1,000 persons)</u>
Aggravated Assault	7	N/A
All Other Larceny	62	N/A
Arson	1	N/A
Burglary/Breaking & Entering	29	N/A
Counterfeiting/Forgery	2	N/A
Credit Card/Automatic Teller Fraud	1	N/A
Destruction/Damage/Vandalism of Property	41	N/A
Drug/Narcotic Violations	21	N/A
False Pretenses/Swindle/Confidence Game	2	N/A
Forcible Rape	1	N/A
Impersonation	1	N/A
Intimidation	9	N/A
Motor Vehicle Theft	8	N/A
Robbery	1	N/A
Sexual Assault With An Object	1	N/A
Shoplifting	3	N/A
Simple Assault	7	N/A
Statutory Rape	1	N/A
Stolen Property Offenses	9	N/A
Theft From Building	2	N/A
Theft From Motor Vehicle	2	N/A
Theft of Motor Vehicle Parts/Accessories	1	N/A
Weapon Law Violations	1	N/A

	<u>Index Offense Count</u>	<u>Crime Rate</u>	<u>Population</u>
Whitesville SP	116		

# Braxton

## Braxton Co SO

<u>Offense</u>	<u>Offense Count</u>	<u>Crime Rate (per 1,000 persons)</u>
Aggravated Assault	9	0.75
All Other Larceny	35	2.90
Burglary/Breaking & Entering	11	0.91
Counterfeiting/Forgery	3	0.25
Destruction/Damage/Vandalism of Property	31	2.57
Drug/Narcotic Violations	9	0.75
Extortion/Blackmail	1	0.08
False Pretenses/Swindle/Confidence Game	5	0.41
Forcible Fondling	1	0.08
Intimidation	7	0.58
Motor Vehicle Theft	2	0.17
Robbery	2	0.17
Sexual Assault With An Object	1	0.08
Shoplifting	1	0.08
Simple Assault	21	1.74
Theft From Motor Vehicle	4	0.33
Theft of Motor Vehicle Parts/Accessories	4	0.33

Braxton Co SO	<u>Index Offense Count</u>	<u>Crime Rate</u>	<u>Population</u>
	68	5.63	12,079

## Sutton SP

<u>Offense</u>	<u>Offense Count</u>	<u>Crime Rate (per 1,000 persons)</u>
Aggravated Assault	15	N/A
All Other Larceny	27	N/A
Arson	1	N/A
Burglary/Breaking & Entering	27	N/A
Counterfeiting/Forgery	6	N/A
Credit Card/Automatic Teller Fraud	2	N/A
Destruction/Damage/Vandalism of Property	39	N/A
Drug Equipment Violations	7	N/A
Drug/Narcotic Violations	93	N/A
Embezzlement	1	N/A
False Pretenses/Swindle/Confidence Game	5	N/A
Forcible Fondling	1	N/A
Forcible Rape	2	N/A
Forcible Sodomy	1	N/A
Impersonation	2	N/A
Incest	1	N/A
Intimidation	6	N/A
Motor Vehicle Theft	13	N/A
Prostitution	1	N/A
Purse-snatching	2	N/A

Sexual Assault With An Object	3	N/A
Shoplifting	6	N/A
Simple Assault	44	N/A
Statutory Rape	3	N/A
Stolen Property Offenses	2	N/A
Theft From Building	17	N/A
Theft From Motor Vehicle	5	N/A
Theft of Motor Vehicle Parts/Accessories	9	N/A
Weapon Law Violations	4	N/A

Sutton SP	<u>Index Offense Count</u>	<u>Crime Rate</u>	<u>Population</u>
	123		

## Brooke

---

### Brooke Co SO

<u>Offense</u>	<u>Offense Count</u>	<u>Crime Rate (per 1,000 persons)</u>
Aggravated Assault	3	0.23
All Other Larceny	31	2.37
Arson	1	0.08
Burglary/Breaking & Entering	42	3.21
Credit Card/Automatic Teller Fraud	3	0.23
Destruction/Damage/Vandalism of Property	27	2.06
Drug/Narcotic Violations	5	0.38
Embezzlement	1	0.08
False Pretenses/Swindle/Confidence Game	8	0.61
Forcible Fondling	1	0.08
Forcible Rape	2	0.15
Intimidation	5	0.38
Kidnaping/Abduction	1	0.08
Motor Vehicle Theft	9	0.69
Simple Assault	43	3.28
Stolen Property Offenses	2	0.15
Theft From Building	7	0.53
Theft From Motor Vehicle	2	0.15
Weapon Law Violations	1	0.08

Brooke Co SO	<u>Index Offense Count</u>	<u>Crime Rate</u>	<u>Population</u>
	96	7.33	13,098

### Follansbee PD

<u>Offense</u>	<u>Offense Count</u>	<u>Crime Rate (per 1,000 persons)</u>
All Other Larceny	3	1.01
Burglary/Breaking & Entering	1	0.34
Destruction/Damage/Vandalism of Property	2	0.68
Intimidation	2	0.68
Simple Assault	1	0.34
Theft From Motor Vehicle	2	0.68

Follansbee PD	<u>Index Offense Count</u>	<u>Crime Rate</u>	<u>Population</u>
	6	2.03	2,957

## Wellsburg PD

<u>Offense</u>	<u>Offense Count</u>	<u>Crime Rate (per 1,000 persons)</u>
Aggravated Assault	2	0.72
All Other Larceny	18	6.48
Burglary/Breaking & Entering	7	2.52
Counterfeiting/Forgery	3	1.08
Destruction/Damage/Vandalism of Property	7	2.52
Drug/Narcotic Violations	4	1.44
Embezzlement	1	0.36
False Pretenses/Swindle/Confidence Game	6	2.16
Motor Vehicle Theft	2	0.72
Purse-snatching	4	1.44
Shoplifting	7	2.52
Simple Assault	23	8.28
Stolen Property Offenses	1	0.36
Theft From Motor Vehicle	1	0.36

Wellsburg PD	<u>Index Offense Count</u>	<u>Crime Rate</u>	<u>Population</u>
	41	14.76	2,778

## Wellsburg SP

<u>Offense</u>	<u>Offense Count</u>	<u>Crime Rate (per 1,000 persons)</u>
Aggravated Assault	2	N/A
All Other Larceny	5	N/A
Burglary/Breaking & Entering	8	N/A
Counterfeiting/Forgery	3	N/A
Credit Card/Automatic Teller Fraud	1	N/A
Destruction/Damage/Vandalism of Property	7	N/A
Drug/Narcotic Violations	10	N/A
False Pretenses/Swindle/Confidence Game	8	N/A
Forcible Fondling	5	N/A
Impersonation	1	N/A
Intimidation	1	N/A
Motor Vehicle Theft	1	N/A
Sexual Assault With An Object	1	N/A
Simple Assault	1	N/A
Theft From Motor Vehicle	2	N/A
Theft of Motor Vehicle Parts/Accessories	3	N/A
Weapon Law Violations	1	N/A

Wellsburg SP	<u>Index Offense Count</u>	<u>Crime Rate</u>	<u>Population</u>
	21		

## Cabell

---

### Barboursville PD

<u>Offense</u>	<u>Offense Count</u>	<u>Crime Rate (per 1,000 persons)</u>
Aggravated Assault	1	0.25
All Other Larceny	39	9.81
Arson	1	0.25
Burglary/Breaking & Entering	32	8.05
Counterfeiting/Forgery	11	2.77
Credit Card/Automatic Teller Fraud	4	1.01
Destruction/Damage/Vandalism of Property	43	10.81
Drug/Narcotic Violations	20	5.03
Embezzlement	18	4.53
False Pretenses/Swindle/Confidence Game	7	1.76
Forcible Fondling	3	0.75
Intimidation	2	0.50
Pornography/Obscene Material	1	0.25
Robbery	1	0.25
Shoplifting	251	63.13
Simple Assault	53	13.33
Stolen Property Offenses	4	1.01
Theft From Building	20	5.03
Theft From Motor Vehicle	25	6.29
Theft of Motor Vehicle Parts/Accessories	9	2.26
Weapon Law Violations	2	0.50

	<u>Index Offense Count</u>	<u>Crime Rate</u>	<u>Population</u>
Barboursville PD	378	95.07	3,976

## **Cabell CO SO**

<u>Offense</u>	<u>Offense Count</u>	<u>Crime Rate (per 1,000 persons)</u>
Aggravated Assault	22	0.49
All Other Larceny	259	5.77
Arson	4	0.09
Burglary/Breaking & Entering	228	5.08
Counterfeiting/Forgery	15	0.33
Credit Card/Automatic Teller Fraud	15	0.33
Destruction/Damage/Vandalism of Property	259	5.77
Drug Equipment Violations	1	0.02
Drug/Narcotic Violations	74	1.65
Embezzlement	16	0.36
False Pretenses/Swindle/Confidence Game	30	0.67
Forcible Fondling	4	0.09
Forcible Rape	5	0.11
Forcible Sodomy	1	0.02
Impersonation	4	0.09
Intimidation	6	0.13
Motor Vehicle Theft	49	1.09
Pocket-picking	1	0.02
Purse-snatching	2	0.04
Robbery	13	0.29



Shoplifting	124	2.76
Simple Assault	265	5.90
Statutory Rape	3	0.07
Stolen Property Offenses	13	0.29
Theft From Motor Vehicle	106	2.36
Theft of Motor Vehicle Parts/Accessories	28	0.62
Weapon Law Violations	17	0.38

	<u>Index Offense Count</u>	<u>Crime Rate</u>	<u>Population</u>
Cabell CO SO	837	18.64	44,894

## DNR - 5 - Cabell

<u>Offense</u>	<u>Offense Count</u>	<u>Crime Rate (per 1,000 persons)</u>
Weapon Law Violations	1	N/A

	<u>Index Offense Count</u>	<u>Crime Rate</u>	<u>Population</u>
DNR - 5 - Cabell	0		

## Huntington PD

<u>Offense</u>	<u>Offense Count</u>	<u>Crime Rate (per 1,000 persons)</u>
Aggravated Assault	83	1.69
All Other Larceny	1,221	24.79
Arson	67	1.36
Burglary/Breaking & Entering	956	19.41
Counterfeiting/Forgery	84	1.71
Credit Card/Automatic Teller Fraud	15	0.30
Destruction/Damage/Vandalism of Property	660	13.40
Drug/Narcotic Violations	198	4.02
Embezzlement	17	0.35
False Pretenses/Swindle/Confidence Game	116	2.36
Forcible Fondling	6	0.12
Forcible Rape	30	0.61
Impersonation	22	0.45
Intimidation	5	0.10
Kidnaping/Abduction	4	0.08
Motor Vehicle Theft	139	2.82
Murder and Nonnegligent Manslaughter	2	0.04
Prostitution	43	0.87
Purse-snatching	1	0.02
Robbery	132	2.68
Sexual Assault With An Object	37	0.75
Shoplifting	76	1.54
Simple Assault	758	15.39
Stolen Property Offenses	1	0.02
Theft From Building	16	0.32
Theft From Motor Vehicle	459	9.32
Theft of Motor Vehicle Parts/Accessories	12	0.24
Weapon Law Violations	8	0.16

Huntington PD	<u>Index Offense Count</u> 3,127	<u>Crime Rate</u> 63.49	<u>Population</u> 49,254
---------------	-------------------------------------	----------------------------	-----------------------------

## Huntington SP

<u>Offense</u>	<u>Offense Count</u>	<u>Crime Rate (per 1,000 persons)</u>
Aggravated Assault	23	N/A
All Other Larceny	231	N/A
Arson	1	N/A
Burglary/Breaking & Entering	81	N/A
Counterfeiting/Forgery	45	N/A
Credit Card/Automatic Teller Fraud	1	N/A
Destruction/Damage/Vandalism of Property	142	N/A
Drug Equipment Violations	9	N/A
Drug/Narcotic Violations	112	N/A
Embezzlement	7	N/A
False Pretenses/Swindle/Confidence Game	36	N/A
Forcible Fondling	3	N/A
Impersonation	13	N/A
Intimidation	40	N/A
Kidnaping/Abduction	2	N/A
Motor Vehicle Theft	28	N/A
Pornography/Obscene Material	2	N/A
Purse-snatching	1	N/A
Robbery	5	N/A
Sexual Assault With An Object	12	N/A
Shoplifting	272	N/A
Simple Assault	131	N/A
Statutory Rape	1	N/A
Stolen Property Offenses	6	N/A
Theft From Building	1	N/A
Theft From Motor Vehicle	23	N/A
Theft of Motor Vehicle Parts/Accessories	6	N/A
Weapon Law Violations	10	N/A

Huntington SP	<u>Index Offense Count</u> 671	<u>Crime Rate</u>	<u>Population</u>
---------------	-----------------------------------	-------------------	-------------------

## Marshall Univ Police

<u>Offense</u>	<u>Offense Count</u>	<u>Crime Rate (per 1,000 persons)</u>
Aggravated Assault	11	N/A
All Other Larceny	81	N/A
Burglary/Breaking & Entering	2	N/A
Counterfeiting/Forgery	1	N/A
Destruction/Damage/Vandalism of Property	38	N/A
Drug/Narcotic Violations	21	N/A
False Pretenses/Swindle/Confidence Game	1	N/A
Intimidation	9	N/A
Robbery	1	N/A

Shoplifting	3	N/A
Simple Assault	2	N/A
Stolen Property Offenses	1	N/A
Theft From Motor Vehicle	2	N/A

Marshall Univ Police	<u>Index Offense Count</u>	<u>Crime Rate</u>	<u>Population</u>
	100		

## Milton PD

<u>Offense</u>	<u>Offense Count</u>	<u>Crime Rate (per 1,000 persons)</u>
Aggravated Assault	2	0.83
All Other Larceny	27	11.15
Burglary/Breaking & Entering	11	4.54
Counterfeiting/Forgery	8	3.30
Destruction/Damage/Vandalism of Property	16	6.61
Drug Equipment Violations	2	0.83
Drug/Narcotic Violations	23	9.50
Embezzlement	1	0.41
False Pretenses/Swindle/Confidence Game	1	0.41
Forcible Fondling	1	0.41
Intimidation	21	8.67
Motor Vehicle Theft	3	1.24
Pocket-picking	1	0.41
Robbery	1	0.41
Shoplifting	14	5.78
Simple Assault	27	11.15
Theft From Building	2	0.83
Theft From Motor Vehicle	14	5.78
Weapon Law Violations	8	3.30

Milton PD	<u>Index Offense Count</u>	<u>Crime Rate</u>	<u>Population</u>
	75	30.97	2,422

## tf Huntington Drug & Vio Crime

<u>Offense</u>	<u>Offense Count</u>	<u>Crime Rate (per 1,000 persons)</u>
Aggravated Assault	1	N/A
Destruction/Damage/Vandalism of Property	1	N/A
Drug/Narcotic Violations	51	N/A
Theft From Building	1	N/A
Weapon Law Violations	2	N/A

tf Huntington Drug & Vio Crime	<u>Index Offense Count</u>	<u>Crime Rate</u>	<u>Population</u>
	2		

# Calhoun

## DNR - 6 - Calhoun

<u>Offense</u>	<u>Offense Count</u>	<u>Crime Rate (per 1,000 persons)</u>
Simple Assault	1	N/A
Weapon Law Violations	3	N/A

DNR - 6 - Calhoun Index Offense Count Crime Rate Population  
0

## Grantsville SP

<u>Offense</u>	<u>Offense Count</u>	<u>Crime Rate (per 1,000 persons)</u>
Aggravated Assault	11	N/A
All Other Larceny	19	N/A
Arson	8	N/A
Burglary/Breaking & Entering	14	N/A
Counterfeiting/Forgery	2	N/A
Destruction/Damage/Vandalism of Property	43	N/A
Drug Equipment Violations	5	N/A
Drug/Narcotic Violations	51	N/A
False Pretenses/Swindle/Confidence Game	2	N/A
Forcible Fondling	1	N/A
Forcible Rape	3	N/A
Forcible Sodomy	1	N/A
Intimidation	8	N/A
Motor Vehicle Theft	3	N/A
Murder and Nonnegligent Manslaughter	1	N/A
Robbery	1	N/A
Sexual Assault With An Object	1	N/A
Shoplifting	1	N/A
Simple Assault	30	N/A
Theft From Coin Operated Machine or Device	1	N/A
Theft From Motor Vehicle	1	N/A
Theft of Motor Vehicle Parts/Accessories	5	N/A
Weapon Law Violations	1	N/A

Grantsville SP Index Offense Count Crime Rate Population  
60

## Clay

### Clay SP

<u>Offense</u>	<u>Offense Count</u>	<u>Crime Rate (per 1,000 persons)</u>
Aggravated Assault	10	N/A
All Other Larceny	21	N/A
Burglary/Breaking & Entering	27	N/A
Counterfeiting/Forgery	3	N/A
Credit Card/Automatic Teller Fraud	2	N/A
Destruction/Damage/Vandalism of Property	19	N/A
Drug Equipment Violations	2	N/A
Drug/Narcotic Violations	38	N/A
False Pretenses/Swindle/Confidence Game	3	N/A
Intimidation	8	N/A
Kidnaping/Abduction	1	N/A
Motor Vehicle Theft	9	N/A

Murder and Nonnegligent Manslaughter	1	N/A
Pornography/Obscene Material	1	N/A
Robbery	1	N/A
Shoplifting	4	N/A
Simple Assault	31	N/A
Stolen Property Offenses	1	N/A
Theft From Motor Vehicle	7	N/A
Theft of Motor Vehicle Parts/Accessories	6	N/A
Weapon Law Violations	6	N/A

	<u>Index Offense Count</u>	<u>Crime Rate</u>	<u>Population</u>
Clay SP	86		

## Doddridge

---

### Doddridge Co SO

<u>Offense</u>	<u>Offense Count</u>	<u>Crime Rate (per 1,000 persons)</u>
Aggravated Assault	9	1.22
All Other Larceny	9	1.22
Arson	1	0.14
Burglary/Breaking & Entering	13	1.77
Counterfeiting/Forgery	3	0.41
Destruction/Damage/Vandalism of Property	16	2.18
Drug/Narcotic Violations	2	0.27
Embezzlement	1	0.14
False Pretenses/Swindle/Confidence Game	2	0.27
Forcible Fondling	1	0.14
Intimidation	14	1.90
Motor Vehicle Theft	3	0.41
Murder and Nonnegligent Manslaughter	1	0.14
Pocket-picking	1	0.14
Shoplifting	1	0.14
Simple Assault	22	2.99
Stolen Property Offenses	1	0.14
Theft From Building	3	0.41
Theft From Motor Vehicle	2	0.27
Weapon Law Violations	2	0.27

	<u>Index Offense Count</u>	<u>Crime Rate</u>	<u>Population</u>
Doddridge Co SO	42	5.71	7,350

### West Union PD

<u>Offense</u>	<u>Offense Count</u>	<u>Crime Rate (per 1,000 persons)</u>
All Other Larceny	2	2.44
Burglary/Breaking & Entering	4	4.87
Counterfeiting/Forgery	2	2.44
Destruction/Damage/Vandalism of Property	3	3.65
Simple Assault	1	1.22

West Union PD	<u>Index Offense Count</u>	<u>Crime Rate</u>	<u>Population</u>
	6	7.31	821

## West Union SP

<u>Offense</u>	<u>Offense Count</u>	<u>Crime Rate (per 1,000 persons)</u>
Aggravated Assault	9	N/A
All Other Larceny	9	N/A
Arson	1	N/A
Burglary/Breaking & Entering	8	N/A
Counterfeiting/Forgery	2	N/A
Destruction/Damage/Vandalism of Property	13	N/A
Drug/Narcotic Violations	9	N/A
False Pretenses/Swindle/Confidence Game	4	N/A
Forcible Fondling	1	N/A
Impersonation	3	N/A
Intimidation	2	N/A
Motor Vehicle Theft	1	N/A
Pornography/Obscene Material	1	N/A
Purse-snatching	1	N/A
Sexual Assault With An Object	2	N/A
Simple Assault	13	N/A
Theft From Building	9	N/A
Theft From Motor Vehicle	1	N/A
Theft of Motor Vehicle Parts/Accessories	1	N/A

West Union SP	<u>Index Offense Count</u>	<u>Crime Rate</u>	<u>Population</u>
	39		

## Fayette

### DNR - 4 - Fayette

<u>Offense</u>	<u>Offense Count</u>	<u>Crime Rate (per 1,000 persons)</u>
Stolen Property Offenses	1	N/A

DNR - 4 - Fayette	<u>Index Offense Count</u>	<u>Crime Rate</u>	<u>Population</u>
	0		

### Fayette Co SO

<u>Offense</u>	<u>Offense Count</u>	<u>Crime Rate (per 1,000 persons)</u>
Aggravated Assault	50	1.67
All Other Larceny	104	3.47
Arson	4	0.13
Burglary/Breaking & Entering	221	7.37
Counterfeiting/Forgery	19	0.63
Credit Card/Automatic Teller Fraud	8	0.27
Destruction/Damage/Vandalism of Property	188	6.27
Drug/Narcotic Violations	20	0.67
Embezzlement	1	0.03
Extortion/Blackmail	1	0.03

False Pretenses/Swindle/Confidence Game	30	1.00
Forcible Fondling	10	0.33
Forcible Rape	2	0.07
Intimidation	53	1.77
Kidnaping/Abduction	1	0.03
Motor Vehicle Theft	31	1.03
Murder and Nonnegligent Manslaughter	3	0.10
Pornography/Obscene Material	3	0.10
Purse-snatching	4	0.13
Robbery	18	0.60
Sexual Assault With An Object	10	0.33
Shoplifting	6	0.20
Simple Assault	215	7.17
Stolen Property Offenses	7	0.23
Theft From Building	98	3.27
Theft From Coin Operated Machine or Device	1	0.03
Theft From Motor Vehicle	65	2.17
Theft of Motor Vehicle Parts/Accessories	13	0.43
Weapon Law Violations	14	0.47
Wire Fraud	1	0.03

	<u>Index Offense Count</u>	<u>Crime Rate</u>	<u>Population</u>
Fayette Co SO	616	20.54	29,986

### Fayetteville PD

<u>Offense</u>	<u>Offense Count</u>	<u>Crime Rate (per 1,000 persons)</u>
Aggravated Assault	1	0.35
All Other Larceny	11	3.83
Burglary/Breaking & Entering	11	3.83
Counterfeiting/Forgery	4	1.39
Destruction/Damage/Vandalism of Property	27	9.41
Drug/Narcotic Violations	3	1.05
Embezzlement	1	0.35
False Pretenses/Swindle/Confidence Game	1	0.35
Intimidation	6	2.09
Motor Vehicle Theft	2	0.70
Shoplifting	147	51.22
Simple Assault	5	1.74
Theft From Building	25	8.71
Theft From Motor Vehicle	13	4.53
Theft of Motor Vehicle Parts/Accessories	3	1.05
Weapon Law Violations	1	0.35

	<u>Index Offense Count</u>	<u>Crime Rate</u>	<u>Population</u>
Fayetteville PD	213	74.22	2,870

### Gauley Bridge PD

<u>Offense</u>	<u>Offense Count</u>	<u>Crime Rate (per 1,000 persons)</u>
Burglary/Breaking & Entering	1	1.64

Intimidation 1 1.64

Gauley Bridge PD Index Offense Count Crime Rate Population  
1 1.64 610

### Gauley Bridge SP

<u>Offense</u>	<u>Offense Count</u>	<u>Crime Rate (per 1,000 persons)</u>
Aggravated Assault	7	N/A
All Other Larceny	31	N/A
Burglary/Breaking & Entering	9	N/A
Counterfeiting/Forgery	7	N/A
Credit Card/Automatic Teller Fraud	2	N/A
Destruction/Damage/Vandalism of Property	12	N/A
Drug/Narcotic Violations	11	N/A
Embezzlement	1	N/A
False Pretenses/Swindle/Confidence Game	7	N/A
Impersonation	1	N/A
Motor Vehicle Theft	4	N/A
Pornography/Obscene Material	1	N/A
Robbery	1	N/A
Simple Assault	10	N/A
Theft From Building	2	N/A
Theft of Motor Vehicle Parts/Accessories	6	N/A

Gauley Bridge SP Index Offense Count Crime Rate Population  
60

### Mount Hope PD

<u>Offense</u>	<u>Offense Count</u>	<u>Crime Rate (per 1,000 persons)</u>
Aggravated Assault	1	0.71
All Other Larceny	10	7.14
Burglary/Breaking & Entering	11	7.86
Counterfeiting/Forgery	3	2.14
Destruction/Damage/Vandalism of Property	13	9.29
Drug/Narcotic Violations	6	4.29
False Pretenses/Swindle/Confidence Game	4	2.86
Intimidation	1	0.71
Motor Vehicle Theft	1	0.71
Robbery	1	0.71
Shoplifting	5	3.57
Simple Assault	14	10.00
Theft From Building	2	1.43
Theft From Motor Vehicle	2	1.43
Weapon Law Violations	1	0.71

Mount Hope PD Index Offense Count Crime Rate Population  
33 23.57 1,400

### Oak Hill PD

<u>Offense</u>	<u>Offense Count</u>	<u>Crime Rate (per 1,000 persons)</u>
----------------	----------------------	---------------------------------------



Aggravated Assault	8	1.04
All Other Larceny	69	8.99
Burglary/Breaking & Entering	53	6.91
Credit Card/Automatic Teller Fraud	2	0.26
Destruction/Damage/Vandalism of Property	61	7.95
Drug Equipment Violations	5	0.65
Drug/Narcotic Violations	8	1.04
Embezzlement	1	0.13
False Pretenses/Swindle/Confidence Game	5	0.65
Forcible Rape	1	0.13
Intimidation	1	0.13
Motor Vehicle Theft	6	0.78
Shoplifting	40	5.21
Simple Assault	55	7.17
Statutory Rape	1	0.13
Stolen Property Offenses	5	0.65
Theft From Building	1	0.13
Theft From Coin Operated Machine or Device	1	0.13
Theft From Motor Vehicle	29	3.78
Theft of Motor Vehicle Parts/Accessories	1	0.13
Weapon Law Violations	5	0.65

	<u>Index Offense Count</u>	<u>Crime Rate</u>	<u>Population</u>
Oak Hill PD	209	27.24	7,672

### Oak Hill SP

<u>Offense</u>	<u>Offense Count</u>	<u>Crime Rate (per 1,000 persons)</u>
Aggravated Assault	15	N/A
All Other Larceny	67	N/A
Burglary/Breaking & Entering	39	N/A
Counterfeiting/Forgery	17	N/A
Credit Card/Automatic Teller Fraud	1	N/A
Destruction/Damage/Vandalism of Property	44	N/A
Drug Equipment Violations	2	N/A
Drug/Narcotic Violations	122	N/A
False Pretenses/Swindle/Confidence Game	9	N/A
Forcible Fondling	2	N/A
Forcible Sodomy	2	N/A
Impersonation	6	N/A
Intimidation	25	N/A
Motor Vehicle Theft	8	N/A
Pornography/Obscene Material	1	N/A
Prostitution	1	N/A
Robbery	5	N/A
Sexual Assault With An Object	2	N/A
Shoplifting	5	N/A
Simple Assault	45	N/A
Stolen Property Offenses	3	N/A

Theft From Building	21	N/A
Theft From Motor Vehicle	28	N/A
Weapon Law Violations	13	N/A

	<u>Index Offense Count</u>	<u>Crime Rate</u>	<u>Population</u>
Oak Hill SP	188		

## Turnpike - Fayette

<u>Offense</u>	<u>Offense Count</u>	<u>Crime Rate (per 1,000 persons)</u>
Drug/Narcotic Violations	20	N/A
Stolen Property Offenses	1	N/A

	<u>Index Offense Count</u>	<u>Crime Rate</u>	<u>Population</u>
Turnpike - Fayette	0		

## WVU Tech-Security

<u>Offense</u>	<u>Offense Count</u>	<u>Crime Rate (per 1,000 persons)</u>
All Other Larceny	12	N/A
Destruction/Damage/Vandalism of Property	7	N/A
Drug/Narcotic Violations	1	N/A
Forcible Rape	2	N/A
Intimidation	1	N/A
Theft From Building	1	N/A
Theft From Motor Vehicle	2	N/A

	<u>Index Offense Count</u>	<u>Crime Rate</u>	<u>Population</u>
WVU Tech-Security	17		

# Gilmer

---

## Glennville PD

<u>Offense</u>	<u>Offense Count</u>	<u>Crime Rate (per 1,000 persons)</u>
All Other Larceny	5	3.25
Burglary/Breaking & Entering	3	1.95
Destruction/Damage/Vandalism of Property	1	0.65
Drug/Narcotic Violations	7	4.55
Forcible Fondling	1	0.65
Intimidation	1	0.65
Pocket-picking	1	0.65
Purse-snatching	1	0.65
Shoplifting	2	1.30
Simple Assault	7	4.55
Theft From Building	2	1.30
Theft From Motor Vehicle	4	2.60

	<u>Index Offense Count</u>	<u>Crime Rate</u>	<u>Population</u>
Glennville PD	18	11.70	1,538

## Glennville SP

<u>Offense</u>	<u>Offense Count</u>	<u>Crime Rate (per 1,000 persons)</u>
Aggravated Assault	5	N/A

All Other Larceny	18	N/A
Burglary/Breaking & Entering	5	N/A
Counterfeiting/Forgery	2	N/A
Destruction/Damage/Vandalism of Property	11	N/A
Drug Equipment Violations	1	N/A
Drug/Narcotic Violations	38	N/A
False Pretenses/Swindle/Confidence Game	3	N/A
Forcible Fondling	5	N/A
Impersonation	1	N/A
Incest	1	N/A
Intimidation	30	N/A
Motor Vehicle Theft	3	N/A
Sexual Assault With An Object	1	N/A
Shoplifting	1	N/A
Simple Assault	16	N/A
Statutory Rape	1	N/A
Theft From Motor Vehicle	2	N/A
Theft of Motor Vehicle Parts/Accessories	3	N/A
Weapon Law Violations	2	N/A

	<u>Index Offense Count</u>	<u>Crime Rate</u>	<u>Population</u>
Glenville SP	37		

## Grant

---

### Grant Co SO

Offense	Offense Count	Crime Rate (per 1,000 persons)
Aggravated Assault	4	0.44
All Other Larceny	2	0.22
Burglary/Breaking & Entering	9	0.98
Counterfeiting/Forgery	1	0.11
Destruction/Damage/Vandalism of Property	8	0.88
Drug/Narcotic Violations	12	1.31
False Pretenses/Swindle/Confidence Game	1	0.11
Forcible Rape	1	0.11
Impersonation	2	0.22
Intimidation	4	0.44
Simple Assault	15	1.64
Theft From Building	4	0.44
Weapon Law Violations	3	0.33

	<u>Index Offense Count</u>	<u>Crime Rate</u>	<u>Population</u>
Grant Co SO	20	2.19	9,139

### Petersburg SP

Offense	Offense Count	Crime Rate (per 1,000 persons)
Aggravated Assault	6	N/A
All Other Larceny	18	N/A
Burglary/Breaking & Entering	18	N/A

Counterfeiting/Forgery	4	N/A
Destruction/Damage/Vandalism of Property	25	N/A
Drug Equipment Violations	1	N/A
Drug/Narcotic Violations	12	N/A
False Pretenses/Swindle/Confidence Game	8	N/A
Forcible Fondling	3	N/A
Forcible Rape	2	N/A
Impersonation	1	N/A
Incest	1	N/A
Intimidation	17	N/A
Kidnaping/Abduction	1	N/A
Motor Vehicle Theft	5	N/A
Sexual Assault With An Object	3	N/A
Shoplifting	2	N/A
Simple Assault	33	N/A
Theft From Motor Vehicle	3	N/A
Theft of Motor Vehicle Parts/Accessories	4	N/A
Weapon Law Violations	4	N/A

	<u>Index Offense Count</u>	<u>Crime Rate</u>	<u>Population</u>
Petersburg SP	58		

### tf Potomac Highland Drug & Vio

<u>Offense</u>	<u>Offense Count</u>	<u>Crime Rate (per 1,000 persons)</u>
Drug/Narcotic Violations	83	N/A
Weapon Law Violations	1	N/A

	<u>Index Offense Count</u>	<u>Crime Rate</u>	<u>Population</u>
tf Potomac Highland Drug & Vio	0		

## Greenbrier

---

### DNR - 4 - Greenbrier

<u>Offense</u>	<u>Offense Count</u>	<u>Crime Rate (per 1,000 persons)</u>
Drug/Narcotic Violations	1	N/A

	<u>Index Offense Count</u>	<u>Crime Rate</u>	<u>Population</u>
DNR - 4 - Greenbrier	0		

### Greenbrier Co SO

<u>Offense</u>	<u>Offense Count</u>	<u>Crime Rate (per 1,000 persons)</u>
Aggravated Assault	4	0.16
All Other Larceny	51	2.02
Arson	2	0.08
Burglary/Breaking & Entering	23	0.91
Counterfeiting/Forgery	3	0.12
Destruction/Damage/Vandalism of Property	25	0.99
Drug/Narcotic Violations	19	0.75
Forcible Rape	2	0.08
Forcible Sodomy	2	0.08

Intimidation	4	0.16
Motor Vehicle Theft	8	0.32
Shoplifting	10	0.40
Simple Assault	60	2.38
Theft From Building	1	0.04
Theft From Motor Vehicle	1	0.04
Weapon Law Violations	2	0.08

	<u>Index</u>	<u>Offense Count</u>	<u>Crime Rate</u>	<u>Population</u>
Greenbrier Co SO		100	3.97	25,186

## Lewisburg PD

<u>Offense</u>	<u>Offense Count</u>	<u>Crime Rate (per 1,000 persons)</u>
Aggravated Assault	7	1.81
All Other Larceny	8	2.07
Burglary/Breaking & Entering	6	1.55
Counterfeiting/Forgery	15	3.89
Destruction/Damage/Vandalism of Property	33	8.55
Drug/Narcotic Violations	23	5.96
Embezzlement	5	1.30
False Pretenses/Swindle/Confidence Game	38	9.85
Forcible Rape	2	0.52
Impersonation	2	0.52
Intimidation	13	3.37
Motor Vehicle Theft	7	1.81
Pocket-picking	1	0.26
Purse-snatching	1	0.26
Shoplifting	81	20.99
Simple Assault	50	12.96
Theft From Building	34	8.81
Theft From Motor Vehicle	20	5.18
Theft of Motor Vehicle Parts/Accessories	2	0.52
Weapon Law Violations	3	0.78

	<u>Index</u>	<u>Offense Count</u>	<u>Crime Rate</u>	<u>Population</u>
Lewisburg PD		169	43.79	3,859

## Lewisburg SP

<u>Offense</u>	<u>Offense Count</u>	<u>Crime Rate (per 1,000 persons)</u>
Aggravated Assault	10	N/A
All Other Larceny	53	N/A
Arson	2	N/A
Burglary/Breaking & Entering	26	N/A
Counterfeiting/Forgery	8	N/A
Credit Card/Automatic Teller Fraud	1	N/A
Destruction/Damage/Vandalism of Property	33	N/A
Drug/Narcotic Violations	29	N/A
Embezzlement	2	N/A
False Pretenses/Swindle/Confidence Game	16	N/A

Forcible Fondling	3	N/A
Forcible Rape	2	N/A
Forcible Sodomy	1	N/A
Impersonation	3	N/A
Intimidation	13	N/A
Motor Vehicle Theft	4	N/A
Purse-snatching	1	N/A
Shoplifting	27	N/A
Simple Assault	35	N/A
Stolen Property Offenses	3	N/A
Theft From Motor Vehicle	4	N/A
Theft of Motor Vehicle Parts/Accessories	1	N/A
Weapon Law Violations	3	N/A

	<u>Index Offense Count</u>	<u>Crime Rate</u>	<u>Population</u>
Lewisburg SP	128		

## Rainelle PD

<u>Offense</u>	<u>Offense Count</u>	<u>Crime Rate (per 1,000 persons)</u>
Destruction/Damage/Vandalism of Property	1	0.66
False Pretenses/Swindle/Confidence Game	1	0.66
Motor Vehicle Theft	1	0.66
Shoplifting	1	0.66

	<u>Index Offense Count</u>	<u>Crime Rate</u>	<u>Population</u>
Rainelle PD	2	1.32	1,519

## Rainelle SP

<u>Offense</u>	<u>Offense Count</u>	<u>Crime Rate (per 1,000 persons)</u>
Aggravated Assault	4	N/A
All Other Larceny	52	N/A
Arson	2	N/A
Burglary/Breaking & Entering	30	N/A
Counterfeiting/Forgery	8	N/A
Credit Card/Automatic Teller Fraud	2	N/A
Destruction/Damage/Vandalism of Property	25	N/A
Drug Equipment Violations	3	N/A
Drug/Narcotic Violations	19	N/A
False Pretenses/Swindle/Confidence Game	3	N/A
Impersonation	1	N/A
Intimidation	4	N/A
Motor Vehicle Theft	7	N/A
Murder and Nonnegligent Manslaughter	1	N/A
Shoplifting	4	N/A
Simple Assault	17	N/A
Statutory Rape	1	N/A
Theft From Motor Vehicle	2	N/A
Theft of Motor Vehicle Parts/Accessories	2	N/A
Weapon Law Violations	4	N/A

Rainelle SP	<u>Index Offense Count</u> 102	<u>Crime Rate</u>	<u>Population</u>
-------------	-----------------------------------	-------------------	-------------------

## Ronceverte PD

<u>Offense</u>	<u>Offense Count</u>	<u>Crime Rate (per 1,000 persons)</u>
All Other Larceny	3	1.68
Burglary/Breaking & Entering	5	2.81
Counterfeiting/Forgery	1	0.56
Destruction/Damage/Vandalism of Property	8	4.49
Drug/Narcotic Violations	1	0.56
False Pretenses/Swindle/Confidence Game	3	1.68
Forcible Fondling	1	0.56
Intimidation	2	1.12
Motor Vehicle Theft	1	0.56
Simple Assault	13	7.30
Theft From Building	3	1.68
Theft of Motor Vehicle Parts/Accessories	2	1.12

Ronceverte PD	<u>Index Offense Count</u> 14	<u>Crime Rate</u> 7.86	<u>Population</u> 1,781
---------------	----------------------------------	---------------------------	----------------------------

## White Sulphur Springs PD

<u>Offense</u>	<u>Offense Count</u>	<u>Crime Rate (per 1,000 persons)</u>
Burglary/Breaking & Entering	1	0.41
Destruction/Damage/Vandalism of Property	3	1.22
Drug/Narcotic Violations	1	0.41
False Pretenses/Swindle/Confidence Game	1	0.41
Simple Assault	3	1.22

White Sulphur Springs PD	<u>Index Offense Count</u> 1	<u>Crime Rate</u> 0.41	<u>Population</u> 2,464
--------------------------	---------------------------------	---------------------------	----------------------------

# Hampshire

---

## DNR - 2 - Hampshire

<u>Offense</u>	<u>Offense Count</u>	<u>Crime Rate (per 1,000 persons)</u>
Drug/Narcotic Violations	1	N/A
Weapon Law Violations	2	N/A

DNR - 2 - Hampshire	<u>Index Offense Count</u> 0	<u>Crime Rate</u>	<u>Population</u>
---------------------	---------------------------------	-------------------	-------------------

## Hampshire Co SO

<u>Offense</u>	<u>Offense Count</u>	<u>Crime Rate (per 1,000 persons)</u>
Aggravated Assault	78	3.61
All Other Larceny	40	1.85
Arson	2	0.09
Burglary/Breaking & Entering	57	2.64
Counterfeiting/Forgery	7	0.32
Credit Card/Automatic Teller Fraud	5	0.23

Destruction/Damage/Vandalism of Property	41	1.90
Drug Equipment Violations	4	0.18
Drug/Narcotic Violations	24	1.11
False Pretenses/Swindle/Confidence Game	5	0.23
Forcible Fondling	3	0.14
Forcible Rape	2	0.09
Impersonation	1	0.05
Incest	1	0.05
Intimidation	33	1.53
Motor Vehicle Theft	9	0.42
Pornography/Obscene Material	3	0.14
Robbery	1	0.05
Shoplifting	1	0.05
Simple Assault	22	1.02
Stolen Property Offenses	4	0.18
Theft From Building	26	1.20
Theft From Motor Vehicle	11	0.51
Theft of Motor Vehicle Parts/Accessories	2	0.09
Weapon Law Violations	9	0.42

Hampshire Co SO	<u>Index Offense Count</u>	<u>Crime Rate</u>	<u>Population</u>
	227	10.50	21,625

## Romney PD

<u>Offense</u>	<u>Offense Count</u>	<u>Crime Rate (per 1,000 persons)</u>
Aggravated Assault	1	0.54
Burglary/Breaking & Entering	2	1.09
Destruction/Damage/Vandalism of Property	1	0.54
Intimidation	1	0.54

Romney PD	<u>Index Offense Count</u>	<u>Crime Rate</u>	<u>Population</u>
	3	1.63	1,837

## Romney SP

<u>Offense</u>	<u>Offense Count</u>	<u>Crime Rate (per 1,000 persons)</u>
Aggravated Assault	13	N/A
All Other Larceny	33	N/A
Burglary/Breaking & Entering	40	N/A
Counterfeiting/Forgery	13	N/A
Destruction/Damage/Vandalism of Property	61	N/A
Drug Equipment Violations	9	N/A
Drug/Narcotic Violations	49	N/A
False Pretenses/Swindle/Confidence Game	21	N/A
Forcible Fondling	1	N/A
Forcible Rape	5	N/A
Forcible Sodomy	1	N/A
Impersonation	1	N/A
Intimidation	43	N/A
Motor Vehicle Theft	10	N/A



Pornography/Obscene Material	5	N/A
Robbery	1	N/A
Sexual Assault With An Object	2	N/A
Shoplifting	12	N/A
Simple Assault	70	N/A
Statutory Rape	2	N/A
Stolen Property Offenses	9	N/A
Theft From Building	2	N/A
Theft From Motor Vehicle	3	N/A
Theft of Motor Vehicle Parts/Accessories	13	N/A
Weapon Law Violations	4	N/A

	<u>Index Offense Count</u>	<u>Crime Rate</u>	<u>Population</u>
Romney SP	132		

## Hancock

---

### Hancock Co SO

<u>Offense</u>	<u>Offense Count</u>	<u>Crime Rate (per 1,000 persons)</u>
Aggravated Assault	5	0.45
All Other Larceny	11	0.98
Arson	1	0.09
Burglary/Breaking & Entering	9	0.80
Counterfeiting/Forgery	2	0.18
Credit Card/Automatic Teller Fraud	3	0.27
Destruction/Damage/Vandalism of Property	4	0.36
Drug/Narcotic Violations	3	0.27
False Pretenses/Swindle/Confidence Game	1	0.09
Intimidation	1	0.09
Motor Vehicle Theft	6	0.53
Simple Assault	27	2.41
Stolen Property Offenses	2	0.18
Theft From Motor Vehicle	4	0.36

	<u>Index Offense Count</u>	<u>Crime Rate</u>	<u>Population</u>
Hancock Co SO	35	3.12	11,225

### New Cumberland PD

<u>Offense</u>	<u>Offense Count</u>	<u>Crime Rate (per 1,000 persons)</u>
All Other Larceny	1	0.91
Burglary/Breaking & Entering	1	0.91

	<u>Index Offense Count</u>	<u>Crime Rate</u>	<u>Population</u>
New Cumberland PD	2	1.82	1,100

### New Cumberland SP

<u>Offense</u>	<u>Offense Count</u>	<u>Crime Rate (per 1,000 persons)</u>
Aggravated Assault	4	N/A
All Other Larceny	6	N/A
Burglary/Breaking & Entering	1	N/A

Counterfeiting/Forgery	1	N/A
Destruction/Damage/Vandalism of Property	1	N/A
Drug/Narcotic Violations	3	N/A
False Pretenses/Swindle/Confidence Game	6	N/A
Forcible Fondling	3	N/A
Forcible Rape	1	N/A
Forcible Sodomy	1	N/A
Impersonation	2	N/A
Intimidation	6	N/A
Kidnaping/Abduction	1	N/A
Robbery	1	N/A
Shoplifting	1	N/A
Simple Assault	2	N/A
Theft From Motor Vehicle	1	N/A
Theft of Motor Vehicle Parts/Accessories	10	N/A

	<u>Index Offense Count</u>	<u>Crime Rate</u>	<u>Population</u>
New Cumberland SP	25		

### tf Hancock-Brooke Drug

<u>Offense</u>	<u>Offense Count</u>	<u>Crime Rate (per 1,000 persons)</u>
Drug/Narcotic Violations	14	N/A
Intimidation	1	N/A

tf Hancock-Brooke Drug	<u>Index Offense Count</u>	<u>Crime Rate</u>	<u>Population</u>
	0		

### Weirton PD

<u>Offense</u>	<u>Offense Count</u>	<u>Crime Rate (per 1,000 persons)</u>
Aggravated Assault	11	0.56
All Other Larceny	74	3.77
Arson	1	0.05
Burglary/Breaking & Entering	62	3.15
Counterfeiting/Forgery	14	0.71
Credit Card/Automatic Teller Fraud	9	0.46
Destruction/Damage/Vandalism of Property	104	5.29
Drug Equipment Violations	2	0.10
Drug/Narcotic Violations	29	1.48
Embezzlement	9	0.46
False Pretenses/Swindle/Confidence Game	12	0.61
Forcible Fondling	2	0.10
Forcible Rape	2	0.10
Forcible Sodomy	1	0.05
Intimidation	4	0.20
Kidnaping/Abduction	2	0.10
Motor Vehicle Theft	15	0.76
Pornography/Obscene Material	1	0.05
Purse-snatching	1	0.05
Robbery	2	0.10

Shoplifting	133	6.77
Simple Assault	170	8.65
Statutory Rape	4	0.20
Stolen Property Offenses	45	2.29
Theft From Building	3	0.15
Theft From Motor Vehicle	22	1.12
Theft of Motor Vehicle Parts/Accessories	2	0.10
Weapon Law Violations	11	0.56

	<u>Index Offense Count</u>	<u>Crime Rate</u>	<u>Population</u>
Weirton PD	327	16.64	19,652

## Hardy

---

### DNR - 2 - Hardy

<u>Offense</u>	<u>Offense Count</u>	<u>Crime Rate (per 1,000 persons)</u>
Counterfeiting/Forgery	1	N/A
Weapon Law Violations	2	N/A

	<u>Index Offense Count</u>	<u>Crime Rate</u>	<u>Population</u>
DNR - 2 - Hardy	0		

### Hardy Co SO

<u>Offense</u>	<u>Offense Count</u>	<u>Crime Rate (per 1,000 persons)</u>
Aggravated Assault	3	0.27
All Other Larceny	8	0.72
Arson	1	0.09
Burglary/Breaking & Entering	12	1.08
Destruction/Damage/Vandalism of Property	17	1.53
Drug Equipment Violations	2	0.18
Drug/Narcotic Violations	10	0.90
False Pretenses/Swindle/Confidence Game	3	0.27
Forcible Fondling	1	0.09
Forcible Sodomy	2	0.18
Intimidation	3	0.27
Motor Vehicle Theft	3	0.27
Shoplifting	1	0.09
Simple Assault	9	0.81
Stolen Property Offenses	2	0.18
Theft From Building	1	0.09
Theft From Motor Vehicle	1	0.09
Weapon Law Violations	5	0.45
Wire Fraud	1	0.09

	<u>Index Offense Count</u>	<u>Crime Rate</u>	<u>Population</u>
Hardy Co SO	29	2.61	11,119

### Moorefield PD

<u>Offense</u>	<u>Offense Count</u>	<u>Crime Rate (per 1,000 persons)</u>
Aggravated Assault	19	7.53

All Other Larceny	5	1.98
Arson	1	0.40
Burglary/Breaking & Entering	6	2.38
Counterfeiting/Forgery	2	0.79
Credit Card/Automatic Teller Fraud	1	0.40
Destruction/Damage/Vandalism of Property	11	4.36
Drug Equipment Violations	1	0.40
Drug/Narcotic Violations	30	11.89
Embezzlement	1	0.40
False Pretenses/Swindle/Confidence Game	3	1.19
Forcible Fondling	1	0.40
Impersonation	1	0.40
Intimidation	4	1.59
Motor Vehicle Theft	1	0.40
Shoplifting	8	3.17
Simple Assault	3	1.19
Theft From Building	2	0.79
Theft From Motor Vehicle	2	0.79
Weapon Law Violations	1	0.40

	<u>Index Offense Count</u>	<u>Crime Rate</u>	<u>Population</u>
Moorefield PD	43	17.04	2,523

## Moorefield SP

<u>Offense</u>	<u>Offense Count</u>	<u>Crime Rate (per 1,000 persons)</u>
Aggravated Assault	10	N/A
All Other Larceny	21	N/A
Burglary/Breaking & Entering	16	N/A
Counterfeiting/Forgery	3	N/A
Destruction/Damage/Vandalism of Property	26	N/A
Drug Equipment Violations	3	N/A
Drug/Narcotic Violations	17	N/A
False Pretenses/Swindle/Confidence Game	6	N/A
Forcible Fondling	2	N/A
Forcible Rape	4	N/A
Impersonation	3	N/A
Intimidation	14	N/A
Motor Vehicle Theft	6	N/A
Pornography/Obscene Material	3	N/A
Sexual Assault With An Object	2	N/A
Shoplifting	1	N/A
Simple Assault	34	N/A
Theft From Motor Vehicle	2	N/A
Theft of Motor Vehicle Parts/Accessories	5	N/A
Weapon Law Violations	6	N/A

	<u>Index Offense Count</u>	<u>Crime Rate</u>	<u>Population</u>
Moorefield SP	65		

# Harrison

## Bridgeport PD

<u>Offense</u>	<u>Offense Count</u>	<u>Crime Rate (per 1,000 persons)</u>
Aggravated Assault	5	0.61
All Other Larceny	56	6.83
Arson	1	0.12
Burglary/Breaking & Entering	21	2.56
Counterfeiting/Forgery	12	1.46
Credit Card/Automatic Teller Fraud	28	3.41
Destruction/Damage/Vandalism of Property	44	5.37
Drug Equipment Violations	1	0.12
Drug/Narcotic Violations	41	5.00
Embezzlement	13	1.59
False Pretenses/Swindle/Confidence Game	21	2.56
Forcible Fondling	4	0.49
Forcible Rape	1	0.12
Impersonation	2	0.24
Intimidation	16	1.95
Motor Vehicle Theft	1	0.12
Pornography/Obscene Material	12	1.46
Purse-snatching	6	0.73
Robbery	2	0.24
Sexual Assault With An Object	2	0.24
Shoplifting	125	15.24
Simple Assault	53	6.46
Stolen Property Offenses	1	0.12
Theft From Building	10	1.22
Theft From Coin Operated Machine or Device	3	0.37
Theft From Motor Vehicle	26	3.17
Theft of Motor Vehicle Parts/Accessories	5	0.61
Weapon Law Violations	2	0.24

	<u>Index Offense Count</u>	<u>Crime Rate</u>	<u>Population</u>
Bridgeport PD	261	31.83	8,200

## Bridgeport SP

<u>Offense</u>	<u>Offense Count</u>	<u>Crime Rate (per 1,000 persons)</u>
Aggravated Assault	5	N/A
All Other Larceny	90	N/A
Burglary/Breaking & Entering	62	N/A
Counterfeiting/Forgery	8	N/A
Destruction/Damage/Vandalism of Property	73	N/A
Drug/Narcotic Violations	38	N/A
Embezzlement	3	N/A
False Pretenses/Swindle/Confidence Game	9	N/A
Forcible Fondling	7	N/A

Forcible Rape	2	N/A
Impersonation	2	N/A
Incest	1	N/A
Intimidation	9	N/A
Kidnaping/Abduction	1	N/A
Motor Vehicle Theft	19	N/A
Sexual Assault With An Object	2	N/A
Shoplifting	7	N/A
Simple Assault	75	N/A
Statutory Rape	1	N/A
Stolen Property Offenses	4	N/A
Theft From Motor Vehicle	3	N/A
Theft of Motor Vehicle Parts/Accessories	44	N/A
Weapon Law Violations	1	N/A

Bridgeport SP Index Offense Count Crime Rate Population  
232

### Clarksburg PD

<u>Offense</u>	<u>Offense Count</u>	<u>Crime Rate (per 1,000 persons)</u>
Aggravated Assault	76	4.56
All Other Larceny	276	16.58
Arson	3	0.18
Assisting or Promoting Prostitution	2	0.12
Burglary/Breaking & Entering	112	6.73
Counterfeiting/Forgery	27	1.62
Credit Card/Automatic Teller Fraud	31	1.86
Destruction/Damage/Vandalism of Property	213	12.79
Drug Equipment Violations	4	0.24
Drug/Narcotic Violations	83	4.99
Embezzlement	16	0.96
False Pretenses/Swindle/Confidence Game	29	1.74
Forcible Fondling	6	0.36
Forcible Rape	10	0.60
Impersonation	5	0.30
Incest	1	0.06
Intimidation	22	1.32
Kidnaping/Abduction	3	0.18
Motor Vehicle Theft	25	1.50
Murder and Nonnegligent Manslaughter	1	0.06
Pornography/Obscene Material	1	0.06
Robbery	10	0.60
Sexual Assault With An Object	6	0.36
Shoplifting	216	12.97
Simple Assault	298	17.90
Stolen Property Offenses	2	0.12
Theft From Motor Vehicle	44	2.64
Weapon Law Violations	9	0.54

Wire Fraud	1	0.06
------------	---	------

Clarksburg PD	<u>Index Offense Count</u> 770	<u>Crime Rate</u> 46.25	<u>Population</u> 16,649
---------------	-----------------------------------	----------------------------	-----------------------------

### DNR - 1 - Harrison

<u>Offense</u>	<u>Offense Count</u>	<u>Crime Rate (per 1,000 persons)</u>
Drug/Narcotic Violations	4	N/A
Weapon Law Violations	1	N/A

DNR - 1 - Harrison	<u>Index Offense Count</u> 0	<u>Crime Rate</u>	<u>Population</u>
--------------------	---------------------------------	-------------------	-------------------

### Harrison Co SO

<u>Offense</u>	<u>Offense Count</u>	<u>Crime Rate (per 1,000 persons)</u>
Aggravated Assault	43	1.23
All Other Larceny	210	5.99
Arson	5	0.14
Burglary/Breaking & Entering	92	2.62
Counterfeiting/Forgery	14	0.40
Credit Card/Automatic Teller Fraud	6	0.17
Destruction/Damage/Vandalism of Property	139	3.96
Drug Equipment Violations	3	0.09
Drug/Narcotic Violations	78	2.22
Embezzlement	4	0.11
False Pretenses/Swindle/Confidence Game	21	0.60
Forcible Fondling	7	0.20
Forcible Sodomy	2	0.06
Impersonation	2	0.06
Incest	2	0.06
Intimidation	6	0.17
Motor Vehicle Theft	24	0.68
Pornography/Obscene Material	1	0.03
Robbery	2	0.06
Sexual Assault With An Object	10	0.29
Shoplifting	8	0.23
Simple Assault	135	3.85
Theft From Building	1	0.03
Theft From Motor Vehicle	13	0.37
Weapon Law Violations	4	0.11

Harrison Co SO	<u>Index Offense Count</u> 393	<u>Crime Rate</u> 11.21	<u>Population</u> 35,071
----------------	-----------------------------------	----------------------------	-----------------------------

### Lumberport PD

<u>Offense</u>	<u>Offense Count</u>	<u>Crime Rate (per 1,000 persons)</u>
All Other Larceny	1	1.13
Destruction/Damage/Vandalism of Property	4	4.52
Drug/Narcotic Violations	15	16.97
Simple Assault	5	5.66

Theft From Motor Vehicle	1	1.13
--------------------------	---	------

	<u>Index Offense Count</u>	<u>Crime Rate</u>	<u>Population</u>
Lumberport PD	2	2.26	884

### Nutter Fort PD

<u>Offense</u>	<u>Offense Count</u>	<u>Crime Rate (per 1,000 persons)</u>
Aggravated Assault	1	0.62
All Other Larceny	8	4.99
Burglary/Breaking & Entering	3	1.87
Destruction/Damage/Vandalism of Property	3	1.87
Drug/Narcotic Violations	1	0.62
Embezzlement	1	0.62
False Pretenses/Swindle/Confidence Game	2	1.25
Motor Vehicle Theft	3	1.87
Shoplifting	1	0.62
Simple Assault	6	3.75

	<u>Index Offense Count</u>	<u>Crime Rate</u>	<u>Population</u>
Nutter Fort PD	16	9.99	1,602

### Shinnston PD

<u>Offense</u>	<u>Offense Count</u>	<u>Crime Rate (per 1,000 persons)</u>
Aggravated Assault	8	3.62
All Other Larceny	31	14.01
Arson	1	0.45
Burglary/Breaking & Entering	10	4.52
Destruction/Damage/Vandalism of Property	19	8.59
Drug Equipment Violations	3	1.36
Drug/Narcotic Violations	22	9.94
False Pretenses/Swindle/Confidence Game	1	0.45
Intimidation	2	0.90
Shoplifting	2	0.90
Simple Assault	13	5.87
Theft From Motor Vehicle	2	0.90
Weapon Law Violations	1	0.45

	<u>Index Offense Count</u>	<u>Crime Rate</u>	<u>Population</u>
Shinnston PD	53	23.95	2,213

### tf Harrison Co Drug & Vio Crime

<u>Offense</u>	<u>Offense Count</u>	<u>Crime Rate (per 1,000 persons)</u>
Drug/Narcotic Violations	72	N/A

	<u>Index Offense Count</u>	<u>Crime Rate</u>	<u>Population</u>
tf Harrison Co Drug & Vio Crime	0		

## Jackson

---

### DNR - 6 - Jackson

<u>Offense</u>	<u>Offense Count</u>	<u>Crime Rate (per 1,000 persons)</u>
----------------	----------------------	---------------------------------------



Drug/Narcotic Violations	6	N/A
Weapon Law Violations	1	N/A

	<u>Index Offense Count</u>	<u>Crime Rate</u>	<u>Population</u>
DNR - 6 - Jackson	0		

## Jackson Co SO

<u>Offense</u>	<u>Offense Count</u>	<u>Crime Rate (per 1,000 persons)</u>
Aggravated Assault	1	0.05
All Other Larceny	11	0.50
Arson	1	0.05
Burglary/Breaking & Entering	4	0.18
Intimidation	2	0.09
Motor Vehicle Theft	8	0.36
Simple Assault	49	2.22
Stolen Property Offenses	1	0.05
Theft From Building	22	0.99

	<u>Index Offense Count</u>	<u>Crime Rate</u>	<u>Population</u>
Jackson Co SO	46	2.08	22,111

## Ravenswood PD

<u>Offense</u>	<u>Offense Count</u>	<u>Crime Rate (per 1,000 persons)</u>
Aggravated Assault	8	2.06
All Other Larceny	4	1.03
Burglary/Breaking & Entering	9	2.32
Counterfeiting/Forgery	3	0.77
Destruction/Damage/Vandalism of Property	43	11.09
Drug/Narcotic Violations	19	4.90
Embezzlement	1	0.26
False Pretenses/Swindle/Confidence Game	3	0.77
Forcible Fondling	1	0.26
Impersonation	3	0.77
Incest	1	0.26
Intimidation	4	1.03
Motor Vehicle Theft	2	0.52
Robbery	2	0.52
Shoplifting	14	3.61
Simple Assault	31	8.00
Theft From Building	32	8.26
Theft From Motor Vehicle	10	2.58
Weapon Law Violations	4	1.03

	<u>Index Offense Count</u>	<u>Crime Rate</u>	<u>Population</u>
Ravenswood PD	81	20.90	3,876

## Ripley PD

<u>Offense</u>	<u>Offense Count</u>	<u>Crime Rate (per 1,000 persons)</u>
All Other Larceny	9	2.76
Burglary/Breaking & Entering	1	0.31

Counterfeiting/Forgery	1	0.31
False Pretenses/Swindle/Confidence Game	1	0.31
Forcible Fondling	2	0.61
Intimidation	3	0.92
Simple Assault	14	4.30
Theft From Building	1	0.31
Theft From Motor Vehicle	2	0.61

	<u>Index Offense Count</u>	<u>Crime Rate</u>	<u>Population</u>
Ripley PD	13	3.99	3,255

## Ripley SP

<u>Offense</u>	<u>Offense Count</u>	<u>Crime Rate (per 1,000 persons)</u>
Aggravated Assault	6	N/A
All Other Larceny	45	N/A
Burglary/Breaking & Entering	36	N/A
Counterfeiting/Forgery	4	N/A
Credit Card/Automatic Teller Fraud	1	N/A
Destruction/Damage/Vandalism of Property	70	N/A
Drug Equipment Violations	1	N/A
Drug/Narcotic Violations	41	N/A
False Pretenses/Swindle/Confidence Game	7	N/A
Forcible Fondling	4	N/A
Forcible Rape	1	N/A
Forcible Sodomy	2	N/A
Impersonation	3	N/A
Incest	1	N/A
Intimidation	29	N/A
Motor Vehicle Theft	7	N/A
Pornography/Obscene Material	2	N/A
Purse-snatching	3	N/A
Sexual Assault With An Object	1	N/A
Shoplifting	1	N/A
Simple Assault	33	N/A
Stolen Property Offenses	1	N/A
Theft From Motor Vehicle	13	N/A
Theft of Motor Vehicle Parts/Accessories	14	N/A
Weapon Law Violations	5	N/A

	<u>Index Offense Count</u>	<u>Crime Rate</u>	<u>Population</u>
Ripley SP	126		

## Jefferson

---

### Charles Town PD

<u>Offense</u>	<u>Offense Count</u>	<u>Crime Rate (per 1,000 persons)</u>
Aggravated Assault	2	0.37
All Other Larceny	32	6.00
Arson	5	0.94

Burglary/Breaking & Entering	14	2.62
Counterfeiting/Forgery	2	0.37
Destruction/Damage/Vandalism of Property	15	2.81
Drug/Narcotic Violations	5	0.94
False Pretenses/Swindle/Confidence Game	2	0.37
Intimidation	2	0.37
Motor Vehicle Theft	4	0.75
Shoplifting	1	0.19
Simple Assault	17	3.19
Theft From Building	1	0.19
Theft From Motor Vehicle	4	0.75

	<u>Index Offense Count</u>	<u>Crime Rate</u>	<u>Population</u>
Charles Town PD	58	10.87	5,337

## DNR - 2 - Jefferson

<u>Offense</u>	<u>Offense Count</u>	<u>Crime Rate (per 1,000 persons)</u>
Weapon Law Violations	2	N/A

	<u>Index Offense Count</u>	<u>Crime Rate</u>	<u>Population</u>
DNR - 2 - Jefferson	0		

## Harpers Ferry PD

<u>Offense</u>	<u>Offense Count</u>	<u>Crime Rate (per 1,000 persons)</u>
Aggravated Assault	1	0.74
All Other Larceny	2	1.48
Burglary/Breaking & Entering	2	1.48
Destruction/Damage/Vandalism of Property	3	2.22
Drug/Narcotic Violations	4	2.96
False Pretenses/Swindle/Confidence Game	1	0.74
Intimidation	2	1.48
Robbery	1	0.74
Simple Assault	4	2.96
Theft From Building	1	0.74

	<u>Index Offense Count</u>	<u>Crime Rate</u>	<u>Population</u>
Harpers Ferry PD	7	5.19	1,350

## Jefferson Co SO

<u>Offense</u>	<u>Offense Count</u>	<u>Crime Rate (per 1,000 persons)</u>
Aggravated Assault	24	0.58
All Other Larceny	258	6.25
Arson	1	0.02
Burglary/Breaking & Entering	23	0.56
Counterfeiting/Forgery	10	0.24
Destruction/Damage/Vandalism of Property	122	2.96
Drug/Narcotic Violations	20	0.48
Embezzlement	2	0.05
False Pretenses/Swindle/Confidence Game	35	0.85
Forcible Fondling	6	0.15

Impersonation	12	0.29
Intimidation	8	0.19
Kidnaping/Abduction	1	0.02
Motor Vehicle Theft	7	0.17
Robbery	6	0.15
Sexual Assault With An Object	1	0.02
Shoplifting	49	1.19
Simple Assault	99	2.40
Stolen Property Offenses	9	0.22
Theft From Building	46	1.11
Theft From Motor Vehicle	26	0.63
Weapon Law Violations	6	0.15

	<u>Index Offense Count</u>	<u>Crime Rate</u>	<u>Population</u>
Jefferson Co SO	439	10.64	41,278

### Kearneysville SP

<u>Offense</u>	<u>Offense Count</u>	<u>Crime Rate (per 1,000 persons)</u>
Aggravated Assault	22	N/A
All Other Larceny	32	N/A
Arson	1	N/A
Burglary/Breaking & Entering	107	N/A
Counterfeiting/Forgery	8	N/A
Credit Card/Automatic Teller Fraud	11	N/A
Destruction/Damage/Vandalism of Property	124	N/A
Drug/Narcotic Violations	90	N/A
Embezzlement	6	N/A
False Pretenses/Swindle/Confidence Game	35	N/A
Forcible Fondling	1	N/A
Forcible Rape	1	N/A
Impersonation	4	N/A
Intimidation	37	N/A
Kidnaping/Abduction	1	N/A
Motor Vehicle Theft	17	N/A
Prostitution	1	N/A
Robbery	3	N/A
Sexual Assault With An Object	9	N/A
Shoplifting	66	N/A
Simple Assault	116	N/A
Stolen Property Offenses	6	N/A
Theft From Building	51	N/A
Theft From Motor Vehicle	30	N/A
Theft of Motor Vehicle Parts/Accessories	20	N/A
Weapon Law Violations	14	N/A
Wire Fraud	2	N/A

	<u>Index Offense Count</u>	<u>Crime Rate</u>	<u>Population</u>
Kearneysville SP	349		

## Shepherd University

<u>Offense</u>	<u>Offense Count</u>	<u>Crime Rate (per 1,000 persons)</u>
All Other Larceny	20	N/A
Burglary/Breaking & Entering	4	N/A
Destruction/Damage/Vandalism of Property	14	N/A
Drug/Narcotic Violations	7	N/A
False Pretenses/Swindle/Confidence Game	1	N/A
Forcible Fondling	3	N/A
Forcible Rape	1	N/A
Intimidation	1	N/A
Robbery	1	N/A
Simple Assault	7	N/A
Theft From Motor Vehicle	1	N/A

Shepherd University	<u>Index Offense Count</u> 27	<u>Crime Rate</u>	<u>Population</u>
---------------------	----------------------------------	-------------------	-------------------

## Shepherdstown PD

<u>Offense</u>	<u>Offense Count</u>	<u>Crime Rate (per 1,000 persons)</u>
All Other Larceny	11	6.29
Burglary/Breaking & Entering	2	1.14
Counterfeiting/Forgery	3	1.72
Destruction/Damage/Vandalism of Property	6	3.43
Drug/Narcotic Violations	2	1.14
Embezzlement	1	0.57
Robbery	1	0.57
Simple Assault	9	5.15
Statutory Rape	1	0.57
Theft From Building	1	0.57
Theft From Motor Vehicle	1	0.57

Shepherdstown PD	<u>Index Offense Count</u> 16	<u>Crime Rate</u> 9.15	<u>Population</u> 1,749
------------------	----------------------------------	---------------------------	----------------------------

## KANAWHA

### BCI - SO Charleston

<u>Offense</u>	<u>Offense Count</u>	<u>Crime Rate (per 1,000 persons)</u>
Betting/Wagering	1	N/A
Counterfeiting/Forgery	1	N/A
Drug/Narcotic Violations	20	N/A
Embezzlement	1	N/A
Intimidation	1	N/A
Theft From Building	3	N/A

BCI - SO Charleston	<u>Index Offense Count</u> 3	<u>Crime Rate</u>	<u>Population</u>
---------------------	---------------------------------	-------------------	-------------------

### Cedar Grove PD

<u>Offense</u>	<u>Offense Count</u>	<u>Crime Rate (per 1,000 persons)</u>
Aggravated Assault	4	4.03
All Other Larceny	15	15.11
Arson	1	1.01
Burglary/Breaking & Entering	6	6.04
Counterfeiting/Forgery	1	1.01
Destruction/Damage/Vandalism of Property	8	8.06
Drug Equipment Violations	1	1.01
Drug/Narcotic Violations	7	7.05
False Pretenses/Swindle/Confidence Game	1	1.01
Intimidation	3	3.02
Pocket-picking	1	1.01
Shoplifting	1	1.01
Simple Assault	14	14.10

	<u>Index Offense Count</u>	<u>Crime Rate</u>	<u>Population</u>
Cedar Grove PD	27	27.19	993

## Charleston PD

<u>Offense</u>	<u>Offense Count</u>	<u>Crime Rate (per 1,000 persons)</u>
Aggravated Assault	309	6.04
All Other Larceny	923	18.04
Arson	27	0.53
Assisting or Promoting Prostitution	10	0.20
Burglary/Breaking & Entering	644	12.58
Counterfeiting/Forgery	98	1.91
Credit Card/Automatic Teller Fraud	123	2.40
Destruction/Damage/Vandalism of Property	614	12.00
Drug Equipment Violations	22	0.43
Drug/Narcotic Violations	758	14.81
Embezzlement	57	1.11
Extortion/Blackmail	1	0.02
False Pretenses/Swindle/Confidence Game	93	1.82
Forcible Fondling	16	0.31
Forcible Rape	31	0.61
Forcible Sodomy	19	0.37
Impersonation	30	0.59
Intimidation	273	5.33
Kidnaping/Abduction	17	0.33
Motor Vehicle Theft	139	2.72
Murder and Nonnegligent Manslaughter	6	0.12
Pornography/Obscene Material	2	0.04
Purse-snatching	3	0.06
Robbery	93	1.82
Sexual Assault With An Object	11	0.21
Shoplifting	935	18.27
Simple Assault	1,079	21.08
Stolen Property Offenses	46	0.90

Theft From Building	2	0.04
Theft From Coin Operated Machine or Device	3	0.06
Theft From Motor Vehicle	378	7.39
Theft of Motor Vehicle Parts/Accessories	17	0.33
Weapon Law Violations	67	1.31

Charleston PD	<u>Index Offense Count</u>	<u>Crime Rate</u>	<u>Population</u>
	3,483	68.06	51,178

## Dunbar PD

<u>Offense</u>	<u>Offense Count</u>	<u>Crime Rate (per 1,000 persons)</u>
Aggravated Assault	26	3.30
All Other Larceny	108	13.71
Arson	1	0.13
Burglary/Breaking & Entering	71	9.01
Counterfeiting/Forgery	8	1.02
Credit Card/Automatic Teller Fraud	10	1.27
Destruction/Damage/Vandalism of Property	82	10.41
Drug Equipment Violations	4	0.51
Drug/Narcotic Violations	58	7.36
False Pretenses/Swindle/Confidence Game	8	1.02
Forcible Rape	5	0.63
Intimidation	4	0.51
Kidnaping/Abduction	2	0.25
Motor Vehicle Theft	13	1.65
Pornography/Obscene Material	1	0.13
Purse-snatching	1	0.13
Robbery	7	0.89
Sexual Assault With An Object	4	0.51
Shoplifting	8	1.02
Simple Assault	136	17.27
Stolen Property Offenses	6	0.76
Theft From Building	4	0.51
Theft From Motor Vehicle	35	4.44
Theft of Motor Vehicle Parts/Accessories	3	0.38
Weapon Law Violations	13	1.65
Welfare Fraud	1	0.13
Wire Fraud	1	0.13

Dunbar PD	<u>Index Offense Count</u>	<u>Crime Rate</u>	<u>Population</u>
	281	35.68	7,876

## East Bank PD

<u>Offense</u>	<u>Offense Count</u>	<u>Crime Rate (per 1,000 persons)</u>
All Other Larceny	2	2.09
Burglary/Breaking & Entering	3	3.14
Destruction/Damage/Vandalism of Property	3	3.14
Simple Assault	3	3.14
Theft of Motor Vehicle Parts/Accessories	1	1.05

East Bank PD	<u>Index Offense Count</u>	<u>Crime Rate</u>	<u>Population</u>
	6	6.28	955

## FIRE MARSHAL - Kanawha

<u>Offense</u>	<u>Offense Count</u>	<u>Crime Rate (per 1,000 persons)</u>
Arson	27	N/A

FIRE MARSHAL - Kanawha	<u>Index Offense Count</u>	<u>Crime Rate</u>	<u>Population</u>
	0		

## Glasgow PD

<u>Offense</u>	<u>Offense Count</u>	<u>Crime Rate (per 1,000 persons)</u>
Aggravated Assault	2	2.22
All Other Larceny	9	9.99
Burglary/Breaking & Entering	4	4.44
Destruction/Damage/Vandalism of Property	10	11.10
Drug/Narcotic Violations	1	1.11
Intimidation	4	4.44
Robbery	1	1.11
Simple Assault	3	3.33
Theft From Building	2	2.22
Theft From Motor Vehicle	4	4.44

Glasgow PD	<u>Index Offense Count</u>	<u>Crime Rate</u>	<u>Population</u>
	22	24.42	901

## ICAC Unit

<u>Offense</u>	<u>Offense Count</u>	<u>Crime Rate (per 1,000 persons)</u>
Pornography/Obscene Material	13	N/A
Prostitution	1	N/A

ICAC Unit	<u>Index Offense Count</u>	<u>Crime Rate</u>	<u>Population</u>
	0		

## Kanawha Co Parks

<u>Offense</u>	<u>Offense Count</u>	<u>Crime Rate (per 1,000 persons)</u>
All Other Larceny	1	N/A
Burglary/Breaking & Entering	1	N/A
Theft From Building	1	N/A
Theft From Motor Vehicle	1	N/A

Kanawha Co Parks	<u>Index Offense Count</u>	<u>Crime Rate</u>	<u>Population</u>
	4		

## Kanawha Co SO

<u>Offense</u>	<u>Offense Count</u>	<u>Crime Rate (per 1,000 persons)</u>
Aggravated Assault	146	1.57
All Other Larceny	523	5.63
Arson	28	0.30
Assisting or Promoting Prostitution	1	0.01
Burglary/Breaking & Entering	551	5.93



Counterfeiting/Forgery	38	0.41
Credit Card/Automatic Teller Fraud	53	0.57
Destruction/Damage/Vandalism of Property	451	4.86
Drug Equipment Violations	50	0.54
Drug/Narcotic Violations	236	2.54
Embezzlement	7	0.08
False Pretenses/Swindle/Confidence Game	30	0.32
Forcible Fondling	44	0.47
Forcible Rape	8	0.09
Forcible Sodomy	3	0.03
Impersonation	2	0.02
Intimidation	50	0.54
Justifiable Homicide	1	0.01
Kidnaping/Abduction	10	0.11
Motor Vehicle Theft	120	1.29
Murder and Nonnegligent Manslaughter	6	0.06
Pornography/Obscene Material	12	0.13
Prostitution	1	0.01
Robbery	18	0.19
Sexual Assault With An Object	15	0.16
Shoplifting	91	0.98
Simple Assault	1,080	11.63
Statutory Rape	1	0.01
Stolen Property Offenses	89	0.96
Theft From Building	15	0.16
Theft From Motor Vehicle	182	1.96
Theft of Motor Vehicle Parts/Accessories	4	0.04
Weapon Law Violations	92	0.99

	<u>Index Offense Count</u>	<u>Crime Rate</u>	<u>Population</u>
Kanawha Co SO	1,664	17.91	92,891

## Marmet PD

<u>Offense</u>	<u>Offense Count</u>	<u>Crime Rate (per 1,000 persons)</u>
All Other Larceny	19	12.68
Burglary/Breaking & Entering	12	8.01
Drug/Narcotic Violations	1	0.67
Motor Vehicle Theft	1	0.67
Pocket-picking	1	0.67
Robbery	1	0.67
Shoplifting	1	0.67
Simple Assault	1	0.67
Theft From Building	1	0.67
Theft From Motor Vehicle	4	2.67
Weapon Law Violations	1	0.67

	<u>Index Offense Count</u>	<u>Crime Rate</u>	<u>Population</u>
Marmet PD	40	26.70	1,498

## Nitro PD

<u>Offense</u>	<u>Offense Count</u>	<u>Crime Rate (per 1,000 persons)</u>
Aggravated Assault	6	0.84
All Other Larceny	70	9.77
Burglary/Breaking & Entering	43	6.00
Counterfeiting/Forgery	15	2.09
Credit Card/Automatic Teller Fraud	9	1.26
Destruction/Damage/Vandalism of Property	63	8.80
Drug Equipment Violations	3	0.42
Drug/Narcotic Violations	93	12.98
Embezzlement	3	0.42
False Pretenses/Swindle/Confidence Game	9	1.26
Forcible Fondling	4	0.56
Forcible Rape	1	0.14
Intimidation	1	0.14
Motor Vehicle Theft	11	1.54
Pornography/Obscene Material	1	0.14
Purse-snatching	2	0.28
Robbery	4	0.56
Sexual Assault With An Object	1	0.14
Shoplifting	124	17.31
Simple Assault	77	10.75
Stolen Property Offenses	4	0.56
Theft From Building	4	0.56
Theft From Motor Vehicle	31	4.33
Theft of Motor Vehicle Parts/Accessories	1	0.14
Weapon Law Violations	6	0.84
Wire Fraud	3	0.42

Nitro PD	<u>Index Offense Count</u> 297	<u>Crime Rate</u> 41.46	<u>Population</u> 7,163
----------	-----------------------------------	----------------------------	----------------------------

## Quincy SP

<u>Offense</u>	<u>Offense Count</u>	<u>Crime Rate (per 1,000 persons)</u>
Aggravated Assault	12	N/A
All Other Larceny	148	N/A
Burglary/Breaking & Entering	38	N/A
Counterfeiting/Forgery	23	N/A
Credit Card/Automatic Teller Fraud	2	N/A
Destruction/Damage/Vandalism of Property	39	N/A
Drug Equipment Violations	16	N/A
Drug/Narcotic Violations	142	N/A
Embezzlement	7	N/A
False Pretenses/Swindle/Confidence Game	16	N/A
Forcible Fondling	3	N/A
Forcible Rape	1	N/A
Forcible Sodomy	1	N/A
Impersonation	1	N/A

Intimidation	38	N/A
Kidnaping/Abduction	1	N/A
Motor Vehicle Theft	15	N/A
Robbery	2	N/A
Sexual Assault With An Object	2	N/A
Shoplifting	44	N/A
Simple Assault	43	N/A
Stolen Property Offenses	6	N/A
Theft From Building	1	N/A
Theft From Motor Vehicle	2	N/A
Theft of Motor Vehicle Parts/Accessories	6	N/A
Weapon Law Violations	6	N/A

	<u>Index Offense Count</u>	<u>Crime Rate</u>	<u>Population</u>
Quincy SP	269		

### So Charleston SP

<u>Offense</u>	<u>Offense Count</u>	<u>Crime Rate (per 1,000 persons)</u>
Aggravated Assault	27	N/A
All Other Larceny	152	N/A
Arson	3	N/A
Burglary/Breaking & Entering	74	N/A
Counterfeiting/Forgery	45	N/A
Credit Card/Automatic Teller Fraud	15	N/A
Destruction/Damage/Vandalism of Property	114	N/A
Drug Equipment Violations	50	N/A
Drug/Narcotic Violations	293	N/A
Embezzlement	1	N/A
False Pretenses/Swindle/Confidence Game	107	N/A
Forcible Fondling	4	N/A
Forcible Rape	5	N/A
Impersonation	33	N/A
Intimidation	33	N/A
Kidnaping/Abduction	2	N/A
Motor Vehicle Theft	36	N/A
Pornography/Obscene Material	5	N/A
Sexual Assault With An Object	6	N/A
Shoplifting	11	N/A
Simple Assault	89	N/A
Statutory Rape	2	N/A
Stolen Property Offenses	18	N/A
Theft From Motor Vehicle	21	N/A
Theft of Motor Vehicle Parts/Accessories	296	N/A
Weapon Law Violations	12	N/A

	<u>Index Offense Count</u>	<u>Crime Rate</u>	<u>Population</u>
So Charleston SP	622		

### South Charleston PD

<u>Offense</u>	<u>Offense Count</u>	<u>Crime Rate (per 1,000 persons)</u>
Aggravated Assault	52	3.88
All Other Larceny	263	19.63
Arson	1	0.07
Burglary/Breaking & Entering	86	6.42
Counterfeiting/Forgery	33	2.46
Credit Card/Automatic Teller Fraud	20	1.49
Destruction/Damage/Vandalism of Property	159	11.87
Drug Equipment Violations	6	0.45
Drug/Narcotic Violations	240	17.92
Embezzlement	7	0.52
False Pretenses/Swindle/Confidence Game	23	1.72
Forcible Fondling	6	0.45
Forcible Rape	3	0.22
Forcible Sodomy	1	0.07
Impersonation	1	0.07
Incest	1	0.07
Intimidation	29	2.16
Kidnaping/Abduction	4	0.30
Motor Vehicle Theft	21	1.57
Negligent Manslaughter	1	0.07
Pocket-picking	1	0.07
Purse-snatching	3	0.22
Robbery	15	1.12
Sexual Assault With An Object	5	0.37
Shoplifting	161	12.02
Simple Assault	182	13.59
Stolen Property Offenses	26	1.94
Theft From Building	8	0.60
Theft From Motor Vehicle	65	4.85
Theft of Motor Vehicle Parts/Accessories	7	0.52
Weapon Law Violations	30	2.24

	<u>Index Offense Count</u>	<u>Crime Rate</u>	<u>Population</u>
South Charleston PD	685	51.13	13,396

## St Albans PD

<u>Offense</u>	<u>Offense Count</u>	<u>Crime Rate (per 1,000 persons)</u>
Aggravated Assault	22	2.00
All Other Larceny	138	12.54
Arson	1	0.09
Bribery	1	0.09
Burglary/Breaking & Entering	86	7.82
Counterfeiting/Forgery	13	1.18
Credit Card/Automatic Teller Fraud	10	0.91
Destruction/Damage/Vandalism of Property	104	9.45
Drug Equipment Violations	4	0.36
Drug/Narcotic Violations	59	5.36

Embezzlement	2	0.18
False Pretenses/Swindle/Confidence Game	14	1.27
Forcible Fondling	2	0.18
Forcible Sodomy	3	0.27
Impersonation	3	0.27
Incest	1	0.09
Intimidation	15	1.36
Kidnaping/Abduction	4	0.36
Motor Vehicle Theft	25	2.27
Purse-snatching	1	0.09
Robbery	9	0.82
Sexual Assault With An Object	2	0.18
Shoplifting	181	16.45
Simple Assault	85	7.73
Statutory Rape	1	0.09
Stolen Property Offenses	13	1.18
Theft From Building	7	0.64
Theft From Motor Vehicle	69	6.27
Theft of Motor Vehicle Parts/Accessories	5	0.45
Weapon Law Violations	12	1.09
Welfare Fraud	1	0.09
Wire Fraud	1	0.09

St Albans PD	<u>Index Offense Count</u>	<u>Crime Rate</u>	<u>Population</u>
	543	49.36	11,001

### tf Metro Drug Enforcement

<u>Offense</u>	<u>Offense Count</u>	<u>Crime Rate (per 1,000 persons)</u>
Counterfeiting/Forgery	1	N/A
Drug Equipment Violations	14	N/A
Drug/Narcotic Violations	200	N/A
False Pretenses/Swindle/Confidence Game	1	N/A
Intimidation	1	N/A
Stolen Property Offenses	1	N/A
Weapon Law Violations	3	N/A

tf Metro Drug Enforcement	<u>Index Offense Count</u>	<u>Crime Rate</u>	<u>Population</u>
	0		

### Turnpike - Kanawha

<u>Offense</u>	<u>Offense Count</u>	<u>Crime Rate (per 1,000 persons)</u>
All Other Larceny	2	N/A
Destruction/Damage/Vandalism of Property	4	N/A
Drug/Narcotic Violations	35	N/A
Robbery	1	N/A
Simple Assault	1	N/A
Stolen Property Offenses	3	N/A

Turnpike - Kanawha	<u>Index Offense Count</u>	<u>Crime Rate</u>	<u>Population</u>
	3		

## WV State University

<u>Offense</u>	<u>Offense Count</u>	<u>Crime Rate (per 1,000 persons)</u>	
All Other Larceny	20	N/A	
Burglary/Breaking & Entering	5	N/A	
Counterfeiting/Forgery	1	N/A	
Credit Card/Automatic Teller Fraud	2	N/A	
Destruction/Damage/Vandalism of Property	4	N/A	
Drug/Narcotic Violations	2	N/A	
Forcible Fondling	1	N/A	
Intimidation	5	N/A	
Motor Vehicle Theft	2	N/A	
Simple Assault	10	N/A	
Theft From Motor Vehicle	1	N/A	
Weapon Law Violations	3	N/A	
	<u>Index Offense Count</u>	<u>Crime Rate</u>	<u>Population</u>
WV State University	28		

## Lewis

### Lewis Co SO

<u>Offense</u>	<u>Offense Count</u>	<u>Crime Rate (per 1,000 persons)</u>	
Aggravated Assault	4	0.32	
All Other Larceny	21	1.71	
Burglary/Breaking & Entering	7	0.57	
Counterfeiting/Forgery	1	0.08	
Destruction/Damage/Vandalism of Property	8	0.65	
Drug/Narcotic Violations	10	0.81	
Embezzlement	1	0.08	
False Pretenses/Swindle/Confidence Game	2	0.16	
Impersonation	1	0.08	
Intimidation	9	0.73	
Sexual Assault With An Object	1	0.08	
Shoplifting	1	0.08	
Simple Assault	21	1.71	
Theft From Building	4	0.32	
Theft From Motor Vehicle	1	0.08	
Weapon Law Violations	3	0.24	
	<u>Index Offense Count</u>	<u>Crime Rate</u>	<u>Population</u>
Lewis Co SO	38	3.09	12,309

### Weston PD

<u>Offense</u>	<u>Offense Count</u>	<u>Crime Rate (per 1,000 persons)</u>	
All Other Larceny	1	0.24	
Burglary/Breaking & Entering	1	0.24	
Destruction/Damage/Vandalism of Property	3	0.73	
Drug/Narcotic Violations	1	0.24	

Intimidation	2	0.49
Shoplifting	6	1.46
Simple Assault	19	4.63

Weston PD	<u>Index Offense Count</u>	<u>Crime Rate</u>	<u>Population</u>
	8	1.95	4,107

## Weston SP

<u>Offense</u>	<u>Offense Count</u>	<u>Crime Rate (per 1,000 persons)</u>
Aggravated Assault	12	N/A
All Other Larceny	64	N/A
Burglary/Breaking & Entering	23	N/A
Counterfeiting/Forgery	10	N/A
Destruction/Damage/Vandalism of Property	43	N/A
Drug Equipment Violations	2	N/A
Drug/Narcotic Violations	38	N/A
Embezzlement	1	N/A
False Pretenses/Swindle/Confidence Game	9	N/A
Forcible Fondling	5	N/A
Forcible Sodomy	2	N/A
Impersonation	3	N/A
Incest	1	N/A
Intimidation	11	N/A
Motor Vehicle Theft	3	N/A
Shoplifting	5	N/A
Simple Assault	50	N/A
Stolen Property Offenses	3	N/A
Theft From Building	1	N/A
Theft From Motor Vehicle	13	N/A
Weapon Law Violations	5	N/A

Weston SP	<u>Index Offense Count</u>	<u>Crime Rate</u>	<u>Population</u>
	121		

# Lincoln

---

## Hamlin PD

<u>Offense</u>	<u>Offense Count</u>	<u>Crime Rate (per 1,000 persons)</u>
Aggravated Assault	18	15.87
All Other Larceny	23	20.28
Burglary/Breaking & Entering	3	2.65
Counterfeiting/Forgery	2	1.76
Credit Card/Automatic Teller Fraud	1	0.88
Destruction/Damage/Vandalism of Property	8	7.05
Drug/Narcotic Violations	10	8.82
False Pretenses/Swindle/Confidence Game	1	0.88
Forcible Fondling	2	1.76
Intimidation	4	3.53
Motor Vehicle Theft	1	0.88

Shoplifting	1	0.88
Stolen Property Offenses	1	0.88
Theft From Building	1	0.88
Theft From Motor Vehicle	1	0.88

	<u>Index Offense Count</u>	<u>Crime Rate</u>	<u>Population</u>
Hamlin PD	48	42.33	1,134

## Hamlin SP

<u>Offense</u>	<u>Offense Count</u>	<u>Crime Rate (per 1,000 persons)</u>
Aggravated Assault	37	N/A
All Other Larceny	194	N/A
Arson	2	N/A
Bribery	1	N/A
Burglary/Breaking & Entering	106	N/A
Counterfeiting/Forgery	5	N/A
Destruction/Damage/Vandalism of Property	130	N/A
Drug Equipment Violations	3	N/A
Drug/Narcotic Violations	124	N/A
False Pretenses/Swindle/Confidence Game	5	N/A
Forcible Fondling	2	N/A
Forcible Rape	1	N/A
Forcible Sodomy	1	N/A
Impersonation	3	N/A
Incest	1	N/A
Intimidation	40	N/A
Motor Vehicle Theft	29	N/A
Murder and Nonnegligent Manslaughter	1	N/A
Pornography/Obscene Material	1	N/A
Robbery	3	N/A
Sexual Assault With An Object	3	N/A
Shoplifting	12	N/A
Simple Assault	99	N/A
Stolen Property Offenses	3	N/A
Theft From Motor Vehicle	3	N/A
Theft of Motor Vehicle Parts/Accessories	25	N/A
Weapon Law Violations	4	N/A

	<u>Index Offense Count</u>	<u>Crime Rate</u>	<u>Population</u>
Hamlin SP	411		

## Lincoln Co SO

<u>Offense</u>	<u>Offense Count</u>	<u>Crime Rate (per 1,000 persons)</u>
Aggravated Assault	3	0.15
All Other Larceny	2	0.10
Burglary/Breaking & Entering	1	0.05

	<u>Index Offense Count</u>	<u>Crime Rate</u>	<u>Population</u>
Lincoln Co SO	6	0.29	20,417



# Logan

## Chapmanville PD

<u>Offense</u>	<u>Offense Count</u>	<u>Crime Rate (per 1,000 persons)</u>	
Aggravated Assault	4	3.27	
All Other Larceny	12	9.82	
Burglary/Breaking & Entering	5	4.09	
Counterfeiting/Forgery	1	0.82	
Destruction/Damage/Vandalism of Property	11	9.00	
Drug/Narcotic Violations	51	41.73	
False Pretenses/Swindle/Confidence Game	2	1.64	
Intimidation	5	4.09	
Motor Vehicle Theft	1	0.82	
Shoplifting	25	20.46	
Simple Assault	9	7.36	
Theft From Building	4	3.27	
Theft From Motor Vehicle	4	3.27	
Theft of Motor Vehicle Parts/Accessories	1	0.82	
Weapon Law Violations	1	0.82	
	<u>Index Offense Count</u>	<u>Crime Rate</u>	<u>Population</u>
Chapmanville PD	56	45.83	1,222

## DNR - 5 - Logan

<u>Offense</u>	<u>Offense Count</u>	<u>Crime Rate (per 1,000 persons)</u>	
Drug/Narcotic Violations	1	N/A	
	<u>Index Offense Count</u>	<u>Crime Rate</u>	<u>Population</u>
DNR - 5 - Logan	0		

## Logan Co SO

<u>Offense</u>	<u>Offense Count</u>	<u>Crime Rate (per 1,000 persons)</u>	
Aggravated Assault	39	1.22	
All Other Larceny	26	0.81	
Arson	1	0.03	
Burglary/Breaking & Entering	11	0.34	
Counterfeiting/Forgery	4	0.13	
Credit Card/Automatic Teller Fraud	1	0.03	
Destruction/Damage/Vandalism of Property	7	0.22	
Drug/Narcotic Violations	8	0.25	
Embezzlement	1	0.03	
False Pretenses/Swindle/Confidence Game	4	0.13	
Forcible Rape	1	0.03	
Impersonation	3	0.09	
Intimidation	2	0.06	
Motor Vehicle Theft	6	0.19	
Murder and Nonnegligent Manslaughter	1	0.03	
Shoplifting	2	0.06	

Simple Assault	1	0.03
Stolen Property Offenses	4	0.13
Theft From Motor Vehicle	2	0.06
Weapon Law Violations	2	0.06

Logan Co SO	<u>Index Offense Count</u>	<u>Crime Rate</u>	<u>Population</u>
	88	2.75	31,978

## Logan SP

<u>Offense</u>	<u>Offense Count</u>	<u>Crime Rate (per 1,000 persons)</u>
Aggravated Assault	69	N/A
All Other Larceny	61	N/A
Assisting or Promoting Prostitution	1	N/A
Burglary/Breaking & Entering	104	N/A
Counterfeiting/Forgery	18	N/A
Destruction/Damage/Vandalism of Property	126	N/A
Drug Equipment Violations	7	N/A
Drug/Narcotic Violations	264	N/A
Embezzlement	4	N/A
False Pretenses/Swindle/Confidence Game	25	N/A
Forcible Fondling	4	N/A
Forcible Rape	8	N/A
Impersonation	4	N/A
Intimidation	30	N/A
Kidnaping/Abduction	1	N/A
Motor Vehicle Theft	54	N/A
Pornography/Obscene Material	1	N/A
Robbery	8	N/A
Sexual Assault With An Object	3	N/A
Shoplifting	18	N/A
Simple Assault	149	N/A
Stolen Property Offenses	9	N/A
Theft From Building	108	N/A
Theft From Motor Vehicle	23	N/A
Theft of Motor Vehicle Parts/Accessories	103	N/A
Weapon Law Violations	19	N/A
Wire Fraud	19	N/A

Logan SP	<u>Index Offense Count</u>	<u>Crime Rate</u>	<u>Population</u>
	556		

## tf U S 119 Task Force

<u>Offense</u>	<u>Offense Count</u>	<u>Crime Rate (per 1,000 persons)</u>
All Other Larceny	1	N/A
Counterfeiting/Forgery	1	N/A
Drug/Narcotic Violations	54	N/A

tf U S 119 Task Force	<u>Index Offense Count</u>	<u>Crime Rate</u>	<u>Population</u>
	1		

# MARION

## BCI - Fairmont

<u>Offense</u>	<u>Offense Count</u>	<u>Crime Rate (per 1,000 persons)</u>
Drug/Narcotic Violations	28	N/A

BCI - Fairmont

<u>Index Offense Count</u>	<u>Crime Rate</u>	<u>Population</u>
0		

## DNR - 1 - Marion

<u>Offense</u>	<u>Offense Count</u>	<u>Crime Rate (per 1,000 persons)</u>
Drug/Narcotic Violations	1	N/A
Weapon Law Violations	1	N/A

DNR - 1 - Marion

<u>Index Offense Count</u>	<u>Crime Rate</u>	<u>Population</u>
0		

## Fairmont Campus Police

<u>Offense</u>	<u>Offense Count</u>	<u>Crime Rate (per 1,000 persons)</u>
Aggravated Assault	1	N/A
All Other Larceny	1	N/A
Burglary/Breaking & Entering	6	N/A
Credit Card/Automatic Teller Fraud	1	N/A
Destruction/Damage/Vandalism of Property	20	N/A
Drug Equipment Violations	10	N/A
Drug/Narcotic Violations	11	N/A
Forcible Fondling	1	N/A
Motor Vehicle Theft	2	N/A
Robbery	1	N/A
Simple Assault	12	N/A
Theft From Building	34	N/A
Theft From Motor Vehicle	2	N/A
Weapon Law Violations	3	N/A

Fairmont Campus Police

<u>Index Offense Count</u>	<u>Crime Rate</u>	<u>Population</u>
47		

## Fairmont PD

<u>Offense</u>	<u>Offense Count</u>	<u>Crime Rate (per 1,000 persons)</u>
Aggravated Assault	19	1.01
All Other Larceny	92	4.90
Arson	9	0.48
Burglary/Breaking & Entering	133	7.09
Counterfeiting/Forgery	9	0.48
Credit Card/Automatic Teller Fraud	6	0.32
Destruction/Damage/Vandalism of Property	119	6.34
Drug/Narcotic Violations	20	1.07
Embezzlement	5	0.27
False Pretenses/Swindle/Confidence Game	22	1.17

Forcible Fondling	8	0.43
Forcible Rape	10	0.53
Forcible Sodomy	3	0.16
Impersonation	1	0.05
Intimidation	10	0.53
Kidnaping/Abduction	4	0.21
Motor Vehicle Theft	12	0.64
Pornography/Obscene Material	2	0.11
Purse-snatching	8	0.43
Robbery	11	0.59
Shoplifting	32	1.71
Simple Assault	162	8.63
Statutory Rape	6	0.32
Stolen Property Offenses	5	0.27
Theft From Building	20	1.07
Theft From Motor Vehicle	53	2.82
Theft of Motor Vehicle Parts/Accessories	4	0.21
Weapon Law Violations	12	0.64
Welfare Fraud	1	0.05

	<u>Index</u>	<u>Offense Count</u>	<u>Crime Rate</u>	<u>Population</u>
Fairmont PD		394	21.00	18,764

## Fairmont SP

<u>Offense</u>	<u>Offense Count</u>	<u>Crime Rate (per 1,000 persons)</u>
Aggravated Assault	7	N/A
All Other Larceny	41	N/A
Burglary/Breaking & Entering	27	N/A
Counterfeiting/Forgery	9	N/A
Credit Card/Automatic Teller Fraud	3	N/A
Destruction/Damage/Vandalism of Property	42	N/A
Drug/Narcotic Violations	48	N/A
Embezzlement	1	N/A
False Pretenses/Swindle/Confidence Game	9	N/A
Forcible Fondling	4	N/A
Impersonation	3	N/A
Intimidation	6	N/A
Kidnaping/Abduction	1	N/A
Motor Vehicle Theft	6	N/A
Pornography/Obscene Material	2	N/A
Purse-snatching	1	N/A
Sexual Assault With An Object	2	N/A
Shoplifting	2	N/A
Simple Assault	19	N/A
Stolen Property Offenses	5	N/A
Theft From Motor Vehicle	4	N/A
Theft of Motor Vehicle Parts/Accessories	11	N/A
Weapon Law Violations	3	N/A

Fairmont SP	<u>Index Offense Count</u> 99	<u>Crime Rate</u>	<u>Population</u>
-------------	----------------------------------	-------------------	-------------------

## Marion Co SO

<u>Offense</u>	<u>Offense Count</u>	<u>Crime Rate (per 1,000 persons)</u>
Aggravated Assault	72	2.32
All Other Larceny	35	1.13
Burglary/Breaking & Entering	19	0.61
Counterfeiting/Forgery	7	0.23
Credit Card/Automatic Teller Fraud	1	0.03
Destruction/Damage/Vandalism of Property	31	1.00
Drug/Narcotic Violations	118	3.80
Embezzlement	1	0.03
False Pretenses/Swindle/Confidence Game	9	0.29
Forcible Rape	2	0.06
Impersonation	1	0.03
Intimidation	19	0.61
Kidnaping/Abduction	2	0.06
Motor Vehicle Theft	3	0.10
Pornography/Obscene Material	1	0.03
Shoplifting	3	0.10
Simple Assault	18	0.58
Stolen Property Offenses	3	0.10
Theft From Motor Vehicle	1	0.03
Theft of Motor Vehicle Parts/Accessories	1	0.03
Weapon Law Violations	8	0.26

Marion Co SO	<u>Index Offense Count</u> 136	<u>Crime Rate</u> 4.38	<u>Population</u> 31,064
--------------	-----------------------------------	---------------------------	-----------------------------

## Monongah PD

<u>Offense</u>	<u>Offense Count</u>	<u>Crime Rate (per 1,000 persons)</u>
Destruction/Damage/Vandalism of Property	1	0.95
Shoplifting	1	0.95
Simple Assault	1	0.95

Monongah PD	<u>Index Offense Count</u> 1	<u>Crime Rate</u> 0.95	<u>Population</u> 1,050
-------------	---------------------------------	---------------------------	----------------------------

## TF--3 RIVERS

<u>Offense</u>	<u>Offense Count</u>	<u>Crime Rate (per 1,000 persons)</u>
Drug/Narcotic Violations	11	N/A
Prostitution	1	N/A

TF--3 RIVERS	<u>Index Offense Count</u> 0	<u>Crime Rate</u>	<u>Population</u>
--------------	---------------------------------	-------------------	-------------------

## Marshall

---

## Benwood PD

<u>Offense</u>	<u>Offense Count</u>	<u>Crime Rate (per 1,000 persons)</u>
Drug/Narcotic Violations	1	0.71
Simple Assault	2	1.42
Theft From Building	1	0.71
	<u>Index Offense Count</u>	<u>Crime Rate</u> <u>Population</u>
Benwood PD	1	0.71      1,406

## DNR - 1 - Marshall

<u>Offense</u>	<u>Offense Count</u>	<u>Crime Rate (per 1,000 persons)</u>
Weapon Law Violations	1	N/A
	<u>Index Offense Count</u>	<u>Crime Rate</u> <u>Population</u>
DNR - 1 - Marshall	0	

## Glen Dale PD

<u>Offense</u>	<u>Offense Count</u>	<u>Crime Rate (per 1,000 persons)</u>
Aggravated Assault	8	5.29
All Other Larceny	16	10.59
Arson	1	0.66
Burglary/Breaking & Entering	8	5.29
Counterfeiting/Forgery	1	0.66
Credit Card/Automatic Teller Fraud	1	0.66
Destruction/Damage/Vandalism of Property	14	9.27
Drug/Narcotic Violations	5	3.31
Embezzlement	1	0.66
False Pretenses/Swindle/Confidence Game	1	0.66
Forcible Rape	1	0.66
Intimidation	3	1.99
Kidnaping/Abduction	1	0.66
Motor Vehicle Theft	1	0.66
Simple Assault	3	1.99
Theft of Motor Vehicle Parts/Accessories	1	0.66
Weapon Law Violations	2	1.32
	<u>Index Offense Count</u>	<u>Crime Rate</u> <u>Population</u>
Glen Dale PD	35	23.16      1,511

## Marshall Co SO

<u>Offense</u>	<u>Offense Count</u>	<u>Crime Rate (per 1,000 persons)</u>
Aggravated Assault	24	1.37
All Other Larceny	90	5.13
Arson	1	0.06
Burglary/Breaking & Entering	59	3.37
Counterfeiting/Forgery	4	0.23
Credit Card/Automatic Teller Fraud	3	0.17
Destruction/Damage/Vandalism of Property	90	5.13
Drug Equipment Violations	2	0.11
Drug/Narcotic Violations	36	2.05
Embezzlement	3	0.17

False Pretenses/Swindle/Confidence Game	7	0.40
Forcible Fondling	2	0.11
Forcible Rape	1	0.06
Intimidation	9	0.51
Motor Vehicle Theft	12	0.68
Pocket-picking	3	0.17
Pornography/Obscene Material	2	0.11
Shoplifting	1	0.06
Simple Assault	50	2.85
Stolen Property Offenses	3	0.17
Theft From Building	21	1.20
Theft From Motor Vehicle	15	0.86
Weapon Law Violations	2	0.11

	<u>Index Offense Count</u>	<u>Crime Rate</u>	<u>Population</u>
Marshall Co SO	226	12.89	17,529

## Moundsville PD

<u>Offense</u>	<u>Offense Count</u>	<u>Crime Rate (per 1,000 persons)</u>
Aggravated Assault	24	2.60
All Other Larceny	111	12.02
Arson	1	0.11
Assisting or Promoting Prostitution	2	0.22
Burglary/Breaking & Entering	107	11.59
Counterfeiting/Forgery	15	1.62
Credit Card/Automatic Teller Fraud	25	2.71
Destruction/Damage/Vandalism of Property	143	15.49
Drug/Narcotic Violations	43	4.66
Embezzlement	7	0.76
False Pretenses/Swindle/Confidence Game	16	1.73
Forcible Fondling	3	0.32
Forcible Rape	3	0.32
Intimidation	14	1.52
Kidnaping/Abduction	2	0.22
Motor Vehicle Theft	12	1.30
Pocket-picking	7	0.76
Purse-snatching	6	0.65
Robbery	6	0.65
Shoplifting	178	19.28
Simple Assault	211	22.85
Statutory Rape	8	0.87
Stolen Property Offenses	67	7.26
Theft From Building	58	6.28
Theft From Coin Operated Machine or Device	5	0.54
Theft From Motor Vehicle	86	9.31
Theft of Motor Vehicle Parts/Accessories	7	0.76
Weapon Law Violations	11	1.19

Moundsville PD	<u>Index Offense Count</u> 610	<u>Crime Rate</u> 66.06	<u>Population</u> 9,234
----------------	-----------------------------------	----------------------------	----------------------------

## Moundsville SP

<u>Offense</u>	<u>Offense Count</u>	<u>Crime Rate (per 1,000 persons)</u>
Aggravated Assault	2	N/A
All Other Larceny	4	N/A
Burglary/Breaking & Entering	6	N/A
Counterfeiting/Forgery	4	N/A
Credit Card/Automatic Teller Fraud	1	N/A
Destruction/Damage/Vandalism of Property	10	N/A
Drug/Narcotic Violations	72	N/A
False Pretenses/Swindle/Confidence Game	9	N/A
Forcible Fondling	4	N/A
Forcible Rape	1	N/A
Forcible Sodomy	2	N/A
Intimidation	8	N/A
Sexual Assault With An Object	2	N/A
Shoplifting	1	N/A
Simple Assault	25	N/A
Stolen Property Offenses	1	N/A
Theft From Building	14	N/A
Theft of Motor Vehicle Parts/Accessories	12	N/A
Weapon Law Violations	2	N/A

Moundsville SP	<u>Index Offense Count</u> 40	<u>Crime Rate</u>	<u>Population</u>
----------------	----------------------------------	-------------------	-------------------

# Mason

---

## Mason Co SO

<u>Offense</u>	<u>Offense Count</u>	<u>Crime Rate (per 1,000 persons)</u>
Aggravated Assault	6	0.31
All Other Larceny	15	0.77
Counterfeiting/Forgery	1	0.05
Destruction/Damage/Vandalism of Property	27	1.38
Drug/Narcotic Violations	7	0.36
False Pretenses/Swindle/Confidence Game	4	0.20
Forcible Fondling	1	0.05
Forcible Rape	1	0.05
Impersonation	1	0.05
Intimidation	7	0.36
Motor Vehicle Theft	14	0.72
Murder and Nonnegligent Manslaughter	1	0.05
Robbery	1	0.05
Sexual Assault With An Object	1	0.05
Shoplifting	1	0.05
Simple Assault	27	1.38



Theft From Building	103	5.27
Theft From Motor Vehicle	4	0.20
Weapon Law Violations	1	0.05

Mason Co SO	<u>Index Offense Count</u>	<u>Crime Rate</u>	<u>Population</u>
	146	7.47	19,550

## Mason PD

<u>Offense</u>	<u>Offense Count</u>	<u>Crime Rate (per 1,000 persons)</u>
Aggravated Assault	1	1.04
All Other Larceny	4	4.14
Burglary/Breaking & Entering	3	3.11
Counterfeiting/Forgery	1	1.04
Destruction/Damage/Vandalism of Property	1	1.04
Drug/Narcotic Violations	2	2.07
Embezzlement	1	1.04
Intimidation	1	1.04
Robbery	1	1.04
Shoplifting	1	1.04
Simple Assault	2	2.07
Theft From Building	1	1.04
Theft From Motor Vehicle	1	1.04

Mason PD	<u>Index Offense Count</u>	<u>Crime Rate</u>	<u>Population</u>
	12	12.42	966

## Point Pleasant PD

<u>Offense</u>	<u>Offense Count</u>	<u>Crime Rate (per 1,000 persons)</u>
Aggravated Assault	5	1.15
All Other Larceny	67	15.43
Burglary/Breaking & Entering	33	7.60
Counterfeiting/Forgery	5	1.15
Destruction/Damage/Vandalism of Property	51	11.74
Drug Equipment Violations	3	0.69
Drug/Narcotic Violations	8	1.84
False Pretenses/Swindle/Confidence Game	12	2.76
Forcible Rape	1	0.23
Impersonation	1	0.23
Intimidation	9	2.07
Kidnaping/Abduction	1	0.23
Motor Vehicle Theft	7	1.61
Murder and Nonnegligent Manslaughter	1	0.23
Shoplifting	9	2.07
Simple Assault	43	9.90
Theft From Building	3	0.69
Theft From Motor Vehicle	27	6.22
Weapon Law Violations	1	0.23

Point Pleasant PD	<u>Index Offense Count</u>	<u>Crime Rate</u>	<u>Population</u>
	153	35.23	4,343

## Point Pleasant SP

<u>Offense</u>	<u>Offense Count</u>	<u>Crime Rate (per 1,000 persons)</u>
Aggravated Assault	8	N/A
All Other Larceny	47	N/A
Arson	1	N/A
Burglary/Breaking & Entering	44	N/A
Counterfeiting/Forgery	9	N/A
Destruction/Damage/Vandalism of Property	28	N/A
Drug Equipment Violations	14	N/A
Drug/Narcotic Violations	31	N/A
False Pretenses/Swindle/Confidence Game	19	N/A
Forcible Fondling	2	N/A
Forcible Rape	2	N/A
Forcible Sodomy	1	N/A
Impersonation	2	N/A
Intimidation	3	N/A
Motor Vehicle Theft	10	N/A
Murder and Nonnegligent Manslaughter	1	N/A
Pornography/Obscene Material	1	N/A
Robbery	2	N/A
Sexual Assault With An Object	2	N/A
Shoplifting	4	N/A
Simple Assault	28	N/A
Stolen Property Offenses	2	N/A
Theft From Motor Vehicle	1	N/A
Theft of Motor Vehicle Parts/Accessories	2	N/A
Weapon Law Violations	3	N/A

	<u>Index Offense Count</u>	<u>Crime Rate</u>	<u>Population</u>
Point Pleasant SP	121		

## McDowell

### McDowell Co SO

<u>Offense</u>	<u>Offense Count</u>	<u>Crime Rate (per 1,000 persons)</u>
Aggravated Assault	10	0.65
All Other Larceny	23	1.49
Arson	1	0.06
Burglary/Breaking & Entering	26	1.69
Counterfeiting/Forgery	4	0.26
Credit Card/Automatic Teller Fraud	1	0.06
Destruction/Damage/Vandalism of Property	22	1.43
Drug/Narcotic Violations	23	1.49
False Pretenses/Swindle/Confidence Game	6	0.39
Intimidation	45	2.92
Motor Vehicle Theft	4	0.26
Robbery	3	0.19

Simple Assault	94	6.10
Statutory Rape	1	0.06
Stolen Property Offenses	6	0.39
Theft From Building	21	1.36
Theft From Motor Vehicle	6	0.39
Weapon Law Violations	3	0.19

	<u>Index Offense Count</u>	<u>Crime Rate</u>	<u>Population</u>
McDowell Co SO	93	6.03	15,417

## Welch PD

<u>Offense</u>	<u>Offense Count</u>	<u>Crime Rate (per 1,000 persons)</u>
Aggravated Assault	19	8.03
All Other Larceny	11	4.65
Credit Card/Automatic Teller Fraud	2	0.85
Destruction/Damage/Vandalism of Property	2	0.85
Drug/Narcotic Violations	7	2.96
Embezzlement	1	0.42
Impersonation	1	0.42
Intimidation	1	0.42
Robbery	1	0.42
Shoplifting	1	0.42
Simple Assault	1	0.42
Theft From Building	7	2.96
Theft From Motor Vehicle	2	0.85

	<u>Index Offense Count</u>	<u>Crime Rate</u>	<u>Population</u>
Welch PD	41	17.33	2,366

## Welch SP

<u>Offense</u>	<u>Offense Count</u>	<u>Crime Rate (per 1,000 persons)</u>
Aggravated Assault	29	N/A
All Other Larceny	105	N/A
Arson	2	N/A
Burglary/Breaking & Entering	71	N/A
Counterfeiting/Forgery	7	N/A
Credit Card/Automatic Teller Fraud	2	N/A
Destruction/Damage/Vandalism of Property	31	N/A
Drug Equipment Violations	1	N/A
Drug/Narcotic Violations	29	N/A
Embezzlement	4	N/A
False Pretenses/Swindle/Confidence Game	12	N/A
Forcible Fondling	12	N/A
Forcible Rape	6	N/A
Forcible Sodomy	1	N/A
Impersonation	1	N/A
Incest	1	N/A
Intimidation	42	N/A
Motor Vehicle Theft	3	N/A

Pocket-picking	6	N/A
Robbery	2	N/A
Sexual Assault With An Object	5	N/A
Shoplifting	6	N/A
Simple Assault	83	N/A
Stolen Property Offenses	3	N/A
Theft From Building	1	N/A
Theft From Motor Vehicle	5	N/A
Weapon Law Violations	2	N/A

Welch SP	<u>Index Offense Count</u>	<u>Crime Rate</u>	<u>Population</u>
	234		

## Mercer

---

### BCI - Bluefield

<u>Offense</u>	<u>Offense Count</u>	<u>Crime Rate (per 1,000 persons)</u>
Drug/Narcotic Violations	154	N/A
Prostitution	9	N/A

BCI - Bluefield	<u>Index Offense Count</u>	<u>Crime Rate</u>	<u>Population</u>
	0		

### Bluefield PD

<u>Offense</u>	<u>Offense Count</u>	<u>Crime Rate (per 1,000 persons)</u>
Aggravated Assault	15	1.43
All Other Larceny	21	2.00
Arson	1	0.10
Assisting or Promoting Prostitution	1	0.10
Burglary/Breaking & Entering	12	1.14
Credit Card/Automatic Teller Fraud	2	0.19
Destruction/Damage/Vandalism of Property	51	4.87
Drug/Narcotic Violations	13	1.24
False Pretenses/Swindle/Confidence Game	5	0.48
Forcible Fondling	1	0.10
Intimidation	5	0.48
Motor Vehicle Theft	6	0.57
Robbery	2	0.19
Sexual Assault With An Object	1	0.10
Simple Assault	39	3.72
Stolen Property Offenses	1	0.10
Theft From Building	11	1.05
Theft From Motor Vehicle	10	0.95
Weapon Law Violations	3	0.29

Bluefield PD	<u>Index Offense Count</u>	<u>Crime Rate</u>	<u>Population</u>
	77	7.35	10,482

### Concord College Security

<u>Offense</u>	<u>Offense Count</u>	<u>Crime Rate (per 1,000 persons)</u>
----------------	----------------------	---------------------------------------

All Other Larceny	1	N/A
Burglary/Breaking & Entering	6	N/A
Counterfeiting/Forgery	1	N/A
Destruction/Damage/Vandalism of Property	2	N/A
Drug/Narcotic Violations	5	N/A
False Pretenses/Swindle/Confidence Game	1	N/A
Forcible Rape	1	N/A
Pocket-picking	1	N/A
Simple Assault	3	N/A
Theft From Building	7	N/A
Theft From Motor Vehicle	1	N/A

	<u>Index Offense Count</u>	<u>Crime Rate</u>	<u>Population</u>
Concord College Security	17		

### DNR - 4 - Mercer

<u>Offense</u>	<u>Offense Count</u>	<u>Crime Rate (per 1,000 persons)</u>
Drug/Narcotic Violations	2	N/A

	<u>Index Offense Count</u>	<u>Crime Rate</u>	<u>Population</u>
DNR - 4 - Mercer	0		

### Mercer Co SO

<u>Offense</u>	<u>Offense Count</u>	<u>Crime Rate (per 1,000 persons)</u>
Aggravated Assault	40	0.91
All Other Larceny	25	0.57
Arson	3	0.07
Burglary/Breaking & Entering	244	5.56
Counterfeiting/Forgery	25	0.57
Credit Card/Automatic Teller Fraud	1	0.02
Destruction/Damage/Vandalism of Property	140	3.19
Drug/Narcotic Violations	37	0.84
Embezzlement	7	0.16
False Pretenses/Swindle/Confidence Game	26	0.59
Forcible Fondling	2	0.05
Forcible Rape	2	0.05
Forcible Sodomy	1	0.02
Impersonation	3	0.07
Intimidation	10	0.23
Kidnaping/Abduction	1	0.02
Motor Vehicle Theft	42	0.96
Murder and Nonnegligent Manslaughter	1	0.02
Purse-snatching	1	0.02
Robbery	9	0.21
Shoplifting	45	1.03
Simple Assault	137	3.12
Stolen Property Offenses	4	0.09
Theft From Building	68	1.55
Theft From Motor Vehicle	46	1.05

Theft of Motor Vehicle Parts/Accessories	21	0.48
Weapon Law Violations	7	0.16

	<u>Index Offense Count</u>	<u>Crime Rate</u>	<u>Population</u>
Mercer Co SO	544	12.39	43,893

## Princeton PD

<u>Offense</u>	<u>Offense Count</u>	<u>Crime Rate (per 1,000 persons)</u>
Aggravated Assault	52	8.06
All Other Larceny	189	29.29
Arson	1	0.15
Burglary/Breaking & Entering	117	18.13
Counterfeiting/Forgery	25	3.87
Credit Card/Automatic Teller Fraud	8	1.24
Destruction/Damage/Vandalism of Property	150	23.25
Drug/Narcotic Violations	92	14.26
Embezzlement	2	0.31
False Pretenses/Swindle/Confidence Game	12	1.86
Forcible Fondling	2	0.31
Forcible Rape	1	0.15
Impersonation	2	0.31
Intimidation	29	4.49
Justifiable Homicide	1	0.15
Kidnaping/Abduction	1	0.15
Motor Vehicle Theft	4	0.62
Murder and Nonnegligent Manslaughter	3	0.46
Pornography/Obscene Material	1	0.15
Prostitution	15	2.32
Robbery	17	2.63
Sexual Assault With An Object	1	0.15
Shoplifting	120	18.60
Simple Assault	134	20.77
Stolen Property Offenses	3	0.46
Theft From Building	15	2.32
Theft From Coin Operated Machine or Device	1	0.15
Theft From Motor Vehicle	23	3.56
Theft of Motor Vehicle Parts/Accessories	4	0.62
Weapon Law Violations	7	1.08
Welfare Fraud	1	0.15
Wire Fraud	1	0.15

	<u>Index Offense Count</u>	<u>Crime Rate</u>	<u>Population</u>
Princeton PD	546	84.61	6,453

## Princeton SP

<u>Offense</u>	<u>Offense Count</u>	<u>Crime Rate (per 1,000 persons)</u>
Aggravated Assault	24	N/A
All Other Larceny	212	N/A
Arson	1	N/A

Burglary/Breaking & Entering	137	N/A
Counterfeiting/Forgery	34	N/A
Credit Card/Automatic Teller Fraud	1	N/A
Destruction/Damage/Vandalism of Property	117	N/A
Drug/Narcotic Violations	39	N/A
Embezzlement	12	N/A
False Pretenses/Swindle/Confidence Game	40	N/A
Forcible Fondling	3	N/A
Forcible Rape	3	N/A
Forcible Sodomy	1	N/A
Impersonation	10	N/A
Intimidation	66	N/A
Kidnaping/Abduction	1	N/A
Motor Vehicle Theft	49	N/A
Murder and Nonnegligent Manslaughter	1	N/A
Pornography/Obscene Material	2	N/A
Robbery	7	N/A
Shoplifting	59	N/A
Simple Assault	155	N/A
Stolen Property Offenses	6	N/A
Theft From Motor Vehicle	63	N/A
Weapon Law Violations	9	N/A

	<u>Index Offense Count</u>	<u>Crime Rate</u>	<u>Population</u>
Princeton SP	555		

## Turnpike - Mercer

<u>Offense</u>	<u>Offense Count</u>	<u>Crime Rate (per 1,000 persons)</u>
Aggravated Assault	1	N/A
All Other Larceny	2	N/A
Counterfeiting/Forgery	2	N/A
Drug/Narcotic Violations	12	N/A
Simple Assault	1	N/A
Stolen Property Offenses	1	N/A
Theft From Motor Vehicle	1	N/A

	<u>Index Offense Count</u>	<u>Crime Rate</u>	<u>Population</u>
Turnpike - Mercer	4		

## Mineral

### Keyser PD

<u>Offense</u>	<u>Offense Count</u>	<u>Crime Rate (per 1,000 persons)</u>
Aggravated Assault	3	0.55
All Other Larceny	3	0.55
Burglary/Breaking & Entering	26	4.80
Credit Card/Automatic Teller Fraud	2	0.37
Destruction/Damage/Vandalism of Property	39	7.19
Drug Equipment Violations	8	1.48

Drug/Narcotic Violations	42	7.75
False Pretenses/Swindle/Confidence Game	1	0.18
Intimidation	2	0.37
Robbery	1	0.18
Shoplifting	11	2.03
Simple Assault	41	7.56
Theft From Building	35	6.46
Theft From Motor Vehicle	37	6.83
Theft of Motor Vehicle Parts/Accessories	1	0.18
Weapon Law Violations	1	0.18

Keyser PD	<u>Index Offense Count</u>	<u>Crime Rate</u>	<u>Population</u>
	117	21.58	5,421

## Keyser SP

<u>Offense</u>	<u>Offense Count</u>	<u>Crime Rate (per 1,000 persons)</u>
Aggravated Assault	24	N/A
All Other Larceny	113	N/A
Arson	1	N/A
Burglary/Breaking & Entering	91	N/A
Counterfeiting/Forgery	14	N/A
Destruction/Damage/Vandalism of Property	129	N/A
Drug/Narcotic Violations	51	N/A
Embezzlement	3	N/A
False Pretenses/Swindle/Confidence Game	39	N/A
Forcible Fondling	3	N/A
Forcible Rape	6	N/A
Forcible Sodomy	1	N/A
Impersonation	4	N/A
Intimidation	41	N/A
Kidnaping/Abduction	1	N/A
Motor Vehicle Theft	18	N/A
Pornography/Obscene Material	1	N/A
Robbery	1	N/A
Sexual Assault With An Object	4	N/A
Shoplifting	20	N/A
Simple Assault	81	N/A
Statutory Rape	1	N/A
Stolen Property Offenses	16	N/A
Theft From Building	6	N/A
Theft From Motor Vehicle	15	N/A
Theft of Motor Vehicle Parts/Accessories	11	N/A
Weapon Law Violations	8	N/A

Keyser SP	<u>Index Offense Count</u>	<u>Crime Rate</u>	<u>Population</u>
	305		

## Mineral Co SO

<u>Offense</u>	<u>Offense Count</u>	<u>Crime Rate (per 1,000 persons)</u>
----------------	----------------------	---------------------------------------



Aggravated Assault	26	1.23
All Other Larceny	13	0.61
Burglary/Breaking & Entering	11	0.52
Counterfeiting/Forgery	3	0.14
Destruction/Damage/Vandalism of Property	11	0.52
Drug Equipment Violations	3	0.14
Drug/Narcotic Violations	38	1.79
False Pretenses/Swindle/Confidence Game	2	0.09
Forcible Rape	1	0.05
Intimidation	6	0.28
Kidnaping/Abduction	1	0.05
Motor Vehicle Theft	2	0.09
Pornography/Obscene Material	1	0.05
Robbery	4	0.19
Shoplifting	16	0.75
Simple Assault	44	2.07
Stolen Property Offenses	1	0.05
Theft From Building	17	0.80
Theft From Motor Vehicle	4	0.19

Mineral Co SO	<u>Index Offense Count</u>	<u>Crime Rate</u>	<u>Population</u>
	94	4.43	21,221

### Potomac State College Police

<u>Offense</u>	<u>Offense Count</u>	<u>Crime Rate (per 1,000 persons)</u>
Aggravated Assault	4	N/A
All Other Larceny	6	N/A
Burglary/Breaking & Entering	2	N/A
Destruction/Damage/Vandalism of Property	3	N/A
Drug/Narcotic Violations	15	N/A
Theft From Building	1	N/A
Theft From Motor Vehicle	1	N/A

Potomac State College Police	<u>Index Offense Count</u>	<u>Crime Rate</u>	<u>Population</u>
	14		

### Ridgeley PD

<u>Offense</u>	<u>Offense Count</u>	<u>Crime Rate (per 1,000 persons)</u>
All Other Larceny	1	1.48
Destruction/Damage/Vandalism of Property	2	2.96
Simple Assault	1	1.48

Ridgeley PD	<u>Index Offense Count</u>	<u>Crime Rate</u>	<u>Population</u>
	1	1.48	675

## Mingo

### DNR - 5 - Mingo

<u>Offense</u>	<u>Offense Count</u>	<u>Crime Rate (per 1,000 persons)</u>
Drug Equipment Violations	1	N/A

Drug/Narcotic Violations	2	N/A
Weapon Law Violations	1	N/A

DNR - 5 - Mingo	<u>Index Offense Count</u>	<u>Crime Rate</u>	<u>Population</u>
	0		

## Gilbert SP

<u>Offense</u>	<u>Offense Count</u>	<u>Crime Rate (per 1,000 persons)</u>
Aggravated Assault	9	N/A
All Other Larceny	26	N/A
Burglary/Breaking & Entering	18	N/A
Counterfeiting/Forgery	3	N/A
Destruction/Damage/Vandalism of Property	21	N/A
Drug Equipment Violations	1	N/A
Drug/Narcotic Violations	34	N/A
False Pretenses/Swindle/Confidence Game	7	N/A
Forcible Rape	1	N/A
Intimidation	37	N/A
Motor Vehicle Theft	5	N/A
Purse-snatching	3	N/A
Robbery	1	N/A
Simple Assault	28	N/A
Stolen Property Offenses	3	N/A
Theft From Motor Vehicle	1	N/A
Theft of Motor Vehicle Parts/Accessories	5	N/A
Weapon Law Violations	2	N/A

Gilbert SP	<u>Index Offense Count</u>	<u>Crime Rate</u>	<u>Population</u>
	69		

## Mingo Co SO

<u>Offense</u>	<u>Offense Count</u>	<u>Crime Rate (per 1,000 persons)</u>
Aggravated Assault	3	0.14
All Other Larceny	3	0.14
Burglary/Breaking & Entering	6	0.28
Destruction/Damage/Vandalism of Property	15	0.70
Drug/Narcotic Violations	7	0.33
Intimidation	11	0.51
Kidnaping/Abduction	1	0.05
Motor Vehicle Theft	1	0.05
Sexual Assault With An Object	1	0.05
Simple Assault	37	1.72
Theft From Building	1	0.05

Mingo Co SO	<u>Index Offense Count</u>	<u>Crime Rate</u>	<u>Population</u>
	14	0.65	21,496

## Williamson PD

<u>Offense</u>	<u>Offense Count</u>	<u>Crime Rate (per 1,000 persons)</u>
Aggravated Assault	7	2.21

All Other Larceny	23	7.27
Burglary/Breaking & Entering	18	5.69
Counterfeiting/Forgery	2	0.63
Credit Card/Automatic Teller Fraud	1	0.32
Destruction/Damage/Vandalism of Property	25	7.90
Drug/Narcotic Violations	14	4.42
Embezzlement	1	0.32
False Pretenses/Swindle/Confidence Game	3	0.95
Forcible Fondling	1	0.32
Motor Vehicle Theft	2	0.63
Prostitution	1	0.32
Purse-snatching	1	0.32
Robbery	2	0.63
Simple Assault	19	6.01
Stolen Property Offenses	1	0.32
Theft From Coin Operated Machine or Device	1	0.32
Theft From Motor Vehicle	2	0.63
Theft of Motor Vehicle Parts/Accessories	7	2.21
Weapon Law Violations	2	0.63

Williamson PD	<u>Index Offense Count</u>	<u>Crime Rate</u>	<u>Population</u>
	63	19.91	3,164

## Williamson SP

<u>Offense</u>	<u>Offense Count</u>	<u>Crime Rate (per 1,000 persons)</u>
Aggravated Assault	39	N/A
All Other Larceny	64	N/A
Arson	1	N/A
Burglary/Breaking & Entering	46	N/A
Counterfeiting/Forgery	5	N/A
Credit Card/Automatic Teller Fraud	1	N/A
Destruction/Damage/Vandalism of Property	50	N/A
Drug Equipment Violations	1	N/A
Drug/Narcotic Violations	29	N/A
False Pretenses/Swindle/Confidence Game	1	N/A
Forcible Fondling	9	N/A
Forcible Rape	1	N/A
Forcible Sodomy	3	N/A
Impersonation	6	N/A
Intimidation	34	N/A
Kidnaping/Abduction	1	N/A
Motor Vehicle Theft	23	N/A
Murder and Nonnegligent Manslaughter	3	N/A
Pornography/Obscene Material	3	N/A
Robbery	2	N/A
Sexual Assault With An Object	1	N/A
Simple Assault	108	N/A
Statutory Rape	2	N/A

Stolen Property Offenses	1	N/A
Theft From Building	3	N/A
Theft From Motor Vehicle	14	N/A
Theft of Motor Vehicle Parts/Accessories	29	N/A
Weapon Law Violations	2	N/A

Williamson SP	<u>Index Offense Count</u> 224	<u>Crime Rate</u>	<u>Population</u>
---------------	-----------------------------------	-------------------	-------------------

## Monongalia

### Monongalia Co SO

<u>Offense</u>	<u>Offense Count</u>	<u>Crime Rate (per 1,000 persons)</u>
Aggravated Assault	83	1.35
All Other Larceny	181	2.94
Burglary/Breaking & Entering	65	1.06
Counterfeiting/Forgery	12	0.20
Credit Card/Automatic Teller Fraud	12	0.20
Destruction/Damage/Vandalism of Property	98	1.59
Drug Equipment Violations	1	0.02
Drug/Narcotic Violations	60	0.98
Embezzlement	11	0.18
False Pretenses/Swindle/Confidence Game	21	0.34
Forcible Fondling	2	0.03
Forcible Rape	6	0.10
Forcible Sodomy	2	0.03
Impersonation	1	0.02
Intimidation	12	0.20
Motor Vehicle Theft	13	0.21
Pornography/Obscene Material	4	0.07
Robbery	6	0.10
Sexual Assault With An Object	1	0.02
Shoplifting	97	1.58
Simple Assault	17	0.28
Stolen Property Offenses	8	0.13
Theft From Building	5	0.08
Theft From Motor Vehicle	3	0.05
Theft of Motor Vehicle Parts/Accessories	1	0.02
Weapon Law Violations	14	0.23

Monongalia Co SO	<u>Index Offense Count</u> 460	<u>Crime Rate</u> 7.48	<u>Population</u> 61,473
------------------	-----------------------------------	---------------------------	-----------------------------

### Morgantown PD

<u>Offense</u>	<u>Offense Count</u>	<u>Crime Rate (per 1,000 persons)</u>
Aggravated Assault	72	2.38
All Other Larceny	240	7.92
Arson	9	0.30
Burglary/Breaking & Entering	193	6.37

Counterfeiting/Forgery	23	0.76
Credit Card/Automatic Teller Fraud	30	0.99
Destruction/Damage/Vandalism of Property	460	15.18
Drug Equipment Violations	43	1.42
Drug/Narcotic Violations	115	3.80
Embezzlement	15	0.50
False Pretenses/Swindle/Confidence Game	42	1.39
Forcible Fondling	10	0.33
Forcible Rape	4	0.13
Forcible Sodomy	10	0.33
Incest	1	0.03
Intimidation	43	1.42
Motor Vehicle Theft	17	0.56
Murder and Nonnegligent Manslaughter	1	0.03
Pocket-picking	3	0.10
Pornography/Obscene Material	1	0.03
Purse-snatching	5	0.17
Robbery	28	0.92
Sexual Assault With An Object	2	0.07
Shoplifting	181	5.97
Simple Assault	201	6.63
Stolen Property Offenses	16	0.53
Theft From Building	62	2.05
Theft From Coin Operated Machine or Device	2	0.07
Theft From Motor Vehicle	146	4.82
Theft of Motor Vehicle Parts/Accessories	25	0.83
Weapon Law Violations	15	0.50

	<u>Index Offense Count</u>	<u>Crime Rate</u>	<u>Population</u>
Morgantown PD	979	32.32	30,294

## Morgantown SP

<u>Offense</u>	<u>Offense Count</u>	<u>Crime Rate (per 1,000 persons)</u>
Aggravated Assault	25	N/A
All Other Larceny	219	N/A
Burglary/Breaking & Entering	132	N/A
Counterfeiting/Forgery	47	N/A
Credit Card/Automatic Teller Fraud	3	N/A
Destruction/Damage/Vandalism of Property	315	N/A
Drug Equipment Violations	2	N/A
Drug/Narcotic Violations	80	N/A
Embezzlement	12	N/A
False Pretenses/Swindle/Confidence Game	56	N/A
Forcible Fondling	6	N/A
Forcible Rape	10	N/A
Impersonation	8	N/A
Incest	1	N/A
Intimidation	59	N/A

Motor Vehicle Theft	43	N/A
Murder and Nonnegligent Manslaughter	1	N/A
Pornography/Obscene Material	1	N/A
Robbery	7	N/A
Sexual Assault With An Object	6	N/A
Shoplifting	150	N/A
Simple Assault	190	N/A
Stolen Property Offenses	9	N/A
Theft From Building	14	N/A
Theft From Motor Vehicle	104	N/A
Theft of Motor Vehicle Parts/Accessories	9	N/A
Weapon Law Violations	9	N/A
Wire Fraud	5	N/A

	<u>Index Offense Count</u>	<u>Crime Rate</u>	<u>Population</u>
Morgantown SP	714		

### Westover PD

<u>Offense</u>	<u>Offense Count</u>	<u>Crime Rate (per 1,000 persons)</u>
Aggravated Assault	9	2.20
All Other Larceny	14	3.42
Burglary/Breaking & Entering	4	0.98
Counterfeiting/Forgery	1	0.24
Drug/Narcotic Violations	1	0.24
False Pretenses/Swindle/Confidence Game	1	0.24
Forcible Fondling	1	0.24
Intimidation	1	0.24
Weapon Law Violations	1	0.24

	<u>Index Offense Count</u>	<u>Crime Rate</u>	<u>Population</u>
Westover PD	27	6.60	4,088

### WV University - Police

<u>Offense</u>	<u>Offense Count</u>	<u>Crime Rate (per 1,000 persons)</u>
Aggravated Assault	14	N/A
All Other Larceny	21	N/A
Arson	1	N/A
Burglary/Breaking & Entering	22	N/A
Counterfeiting/Forgery	3	N/A
Credit Card/Automatic Teller Fraud	2	N/A
Destruction/Damage/Vandalism of Property	77	N/A
Drug/Narcotic Violations	151	N/A
Embezzlement	1	N/A
False Pretenses/Swindle/Confidence Game	10	N/A
Forcible Fondling	1	N/A
Forcible Rape	2	N/A
Impersonation	1	N/A
Intimidation	25	N/A
Robbery	3	N/A

Simple Assault	16	N/A
Theft From Building	140	N/A
Theft From Motor Vehicle	13	N/A
Theft of Motor Vehicle Parts/Accessories	2	N/A

	<u>Index Offense Count</u>	<u>Crime Rate</u>	<u>Population</u>
WV University - Police	217		

## Monroe

---

### Alderson PD

<u>Offense</u>	<u>Offense Count</u>	<u>Crime Rate (per 1,000 persons)</u>
All Other Larceny	17	14.25
Burglary/Breaking & Entering	5	4.19
Counterfeiting/Forgery	1	0.84
Destruction/Damage/Vandalism of Property	11	9.22
Drug/Narcotic Violations	4	3.35
False Pretenses/Swindle/Confidence Game	2	1.68
Intimidation	9	7.54
Shoplifting	4	3.35
Simple Assault	5	4.19
Theft From Building	3	2.51
Theft of Motor Vehicle Parts/Accessories	1	0.84

	<u>Index Offense Count</u>	<u>Crime Rate</u>	<u>Population</u>
Alderson PD	30	25.15	1,193

### Monroe Co SO

<u>Offense</u>	<u>Offense Count</u>	<u>Crime Rate (per 1,000 persons)</u>
Aggravated Assault	11	0.83
All Other Larceny	33	2.48
Burglary/Breaking & Entering	21	1.58
Counterfeiting/Forgery	7	0.53
Destruction/Damage/Vandalism of Property	22	1.65
Drug/Narcotic Violations	5	0.38
False Pretenses/Swindle/Confidence Game	2	0.15
Forcible Fondling	1	0.08
Forcible Rape	1	0.08
Impersonation	1	0.08
Intimidation	8	0.60
Motor Vehicle Theft	3	0.23
Robbery	2	0.15
Simple Assault	31	2.33
Stolen Property Offenses	1	0.08
Theft From Building	22	1.65
Theft From Motor Vehicle	7	0.53
Theft of Motor Vehicle Parts/Accessories	4	0.30
Weapon Law Violations	2	0.15

Monroe Co SO	<u>Index Offense Count</u>	<u>Crime Rate</u>	<u>Population</u>
	104	7.80	13,333

## Union SP

<u>Offense</u>	<u>Offense Count</u>	<u>Crime Rate (per 1,000 persons)</u>
Aggravated Assault	6	N/A
All Other Larceny	24	N/A
Burglary/Breaking & Entering	18	N/A
Counterfeiting/Forgery	8	N/A
Credit Card/Automatic Teller Fraud	4	N/A
Destruction/Damage/Vandalism of Property	21	N/A
Drug Equipment Violations	1	N/A
Drug/Narcotic Violations	12	N/A
False Pretenses/Swindle/Confidence Game	19	N/A
Forcible Fondling	3	N/A
Forcible Rape	1	N/A
Impersonation	2	N/A
Intimidation	13	N/A
Motor Vehicle Theft	5	N/A
Robbery	1	N/A
Sexual Assault With An Object	1	N/A
Simple Assault	19	N/A
Statutory Rape	1	N/A
Stolen Property Offenses	2	N/A
Theft From Building	2	N/A
Theft From Motor Vehicle	2	N/A
Theft of Motor Vehicle Parts/Accessories	1	N/A
Weapon Law Violations	2	N/A

Union SP	<u>Index Offense Count</u>	<u>Crime Rate</u>	<u>Population</u>
	60		

## Morgan

### Berkeley Springs SP

<u>Offense</u>	<u>Offense Count</u>	<u>Crime Rate (per 1,000 persons)</u>
Aggravated Assault	14	N/A
All Other Larceny	47	N/A
Burglary/Breaking & Entering	56	N/A
Counterfeiting/Forgery	9	N/A
Destruction/Damage/Vandalism of Property	46	N/A
Drug Equipment Violations	6	N/A
Drug/Narcotic Violations	24	N/A
Embezzlement	2	N/A
False Pretenses/Swindle/Confidence Game	5	N/A
Forcible Fondling	1	N/A
Forcible Rape	1	N/A
Forcible Sodomy	1	N/A



Impersonation	1	N/A
Intimidation	20	N/A
Motor Vehicle Theft	13	N/A
Robbery	1	N/A
Shoplifting	5	N/A
Simple Assault	43	N/A
Statutory Rape	1	N/A
Stolen Property Offenses	2	N/A
Theft From Building	5	N/A
Theft From Motor Vehicle	9	N/A
Weapon Law Violations	1	N/A
Wire Fraud	3	N/A

	<u>Index Offense Count</u>	<u>Crime Rate</u>	<u>Population</u>
Berkeley Springs SP	151		

### DNR - 2 - Morgan

<u>Offense</u>	<u>Offense Count</u>	<u>Crime Rate (per 1,000 persons)</u>
Drug/Narcotic Violations	1	N/A

	<u>Index Offense Count</u>	<u>Crime Rate</u>	<u>Population</u>
DNR - 2 - Morgan	0		

### Morgan Co SO

<u>Offense</u>	<u>Offense Count</u>	<u>Crime Rate (per 1,000 persons)</u>
Aggravated Assault	7	0.43
All Other Larceny	47	2.87
Burglary/Breaking & Entering	38	2.32
Counterfeiting/Forgery	6	0.37
Credit Card/Automatic Teller Fraud	1	0.06
Destruction/Damage/Vandalism of Property	52	3.17
Drug/Narcotic Violations	153	9.33
Embezzlement	1	0.06
Extortion/Blackmail	1	0.06
False Pretenses/Swindle/Confidence Game	2	0.12
Forcible Fondling	1	0.06
Forcible Rape	1	0.06
Forcible Sodomy	1	0.06
Intimidation	27	1.65
Kidnaping/Abduction	1	0.06
Motor Vehicle Theft	9	0.55
Sexual Assault With An Object	1	0.06
Shoplifting	8	0.49
Simple Assault	78	4.75
Stolen Property Offenses	5	0.30
Theft From Motor Vehicle	1	0.06
Theft of Motor Vehicle Parts/Accessories	2	0.12
Weapon Law Violations	4	0.24

Morgan Co SO

Index Offense Count  
113

Crime Rate  
6.89

Population  
16,404

## Nicholas

---

### Nicholas Co SO

<u>Offense</u>	<u>Offense Count</u>	<u>Crime Rate (per 1,000 persons)</u>
Aggravated Assault	117	5.67
All Other Larceny	144	6.98
Arson	7	0.34
Burglary/Breaking & Entering	58	2.81
Counterfeiting/Forgery	6	0.29
Credit Card/Automatic Teller Fraud	8	0.39
Destruction/Damage/Vandalism of Property	59	2.86
Drug Equipment Violations	10	0.48
Drug/Narcotic Violations	23	1.11
False Pretenses/Swindle/Confidence Game	7	0.34
Forcible Fondling	5	0.24
Forcible Rape	5	0.24
Impersonation	4	0.19
Incest	1	0.05
Intimidation	24	1.16
Motor Vehicle Theft	13	0.63
Robbery	2	0.10
Shoplifting	20	0.97
Simple Assault	35	1.70
Stolen Property Offenses	6	0.29
Theft From Motor Vehicle	1	0.05
Weapon Law Violations	9	0.44
Welfare Fraud	1	0.05

Nicholas Co SO

Index Offense Count  
360

Crime Rate  
17.44

Population  
20,639

### Richwood SP

<u>Offense</u>	<u>Offense Count</u>	<u>Crime Rate (per 1,000 persons)</u>
Aggravated Assault	3	N/A
All Other Larceny	10	N/A
Arson	1	N/A
Burglary/Breaking & Entering	5	N/A
Destruction/Damage/Vandalism of Property	6	N/A
Drug Equipment Violations	3	N/A
Drug/Narcotic Violations	25	N/A
False Pretenses/Swindle/Confidence Game	3	N/A
Forcible Fondling	5	N/A
Impersonation	1	N/A
Intimidation	4	N/A
Motor Vehicle Theft	1	N/A

Shoplifting	6	N/A
Simple Assault	10	N/A
Statutory Rape	1	N/A
Stolen Property Offenses	1	N/A
Theft From Building	7	N/A
Theft From Motor Vehicle	2	N/A
Theft of Motor Vehicle Parts/Accessories	5	N/A
Weapon Law Violations	1	N/A

	<u>Index Offense Count</u>	<u>Crime Rate</u>	<u>Population</u>
Richwood SP	39		

## Summersville PD

<u>Offense</u>	<u>Offense Count</u>	<u>Crime Rate (per 1,000 persons)</u>
Aggravated Assault	33	9.23
All Other Larceny	44	12.30
Arson	2	0.56
Burglary/Breaking & Entering	9	2.52
Counterfeiting/Forgery	4	1.12
Credit Card/Automatic Teller Fraud	3	0.84
Destruction/Damage/Vandalism of Property	16	4.47
Drug Equipment Violations	2	0.56
Drug/Narcotic Violations	46	12.86
Embezzlement	1	0.28
False Pretenses/Swindle/Confidence Game	1	0.28
Incest	1	0.28
Intimidation	9	2.52
Motor Vehicle Theft	5	1.40
Shoplifting	58	16.22
Simple Assault	13	3.64
Stolen Property Offenses	2	0.56
Theft From Motor Vehicle	4	1.12
Theft of Motor Vehicle Parts/Accessories	4	1.12
Weapon Law Violations	2	0.56

	<u>Index Offense Count</u>	<u>Crime Rate</u>	<u>Population</u>
Summersville PD	157	43.90	3,576

## Summersville SP

<u>Offense</u>	<u>Offense Count</u>	<u>Crime Rate (per 1,000 persons)</u>
Aggravated Assault	5	N/A
All Other Larceny	22	N/A
Arson	8	N/A
Burglary/Breaking & Entering	12	N/A
Counterfeiting/Forgery	8	N/A
Destruction/Damage/Vandalism of Property	7	N/A
Drug Equipment Violations	7	N/A
Drug/Narcotic Violations	54	N/A
False Pretenses/Swindle/Confidence Game	6	N/A

Forcible Fondling	1	N/A
Forcible Rape	1	N/A
Impersonation	1	N/A
Intimidation	1	N/A
Motor Vehicle Theft	3	N/A
Pornography/Obscene Material	1	N/A
Robbery	1	N/A
Shoplifting	8	N/A
Simple Assault	2	N/A
Statutory Rape	2	N/A
Stolen Property Offenses	3	N/A
Theft From Building	8	N/A
Theft From Motor Vehicle	8	N/A
Theft of Motor Vehicle Parts/Accessories	2	N/A
Weapon Law Violations	2	N/A

	<u>Index Offense Count</u>	<u>Crime Rate</u>	<u>Population</u>
Summersville SP	70		

### tf Central WV Drug

<u>Offense</u>	<u>Offense Count</u>	<u>Crime Rate (per 1,000 persons)</u>
Counterfeiting/Forgery	2	N/A
Drug Equipment Violations	8	N/A
Drug/Narcotic Violations	104	N/A
Murder and Nonnegligent Manslaughter	1	N/A

	<u>Index Offense Count</u>	<u>Crime Rate</u>	<u>Population</u>
tf Central WV Drug	1		

## Ohio

---

### Bethlehem PD

<u>Offense</u>	<u>Offense Count</u>	<u>Crime Rate (per 1,000 persons)</u>
Aggravated Assault	1	0.40
Burglary/Breaking & Entering	1	0.40
Theft From Coin Operated Machine or Device	5	2.01

	<u>Index Offense Count</u>	<u>Crime Rate</u>	<u>Population</u>
Bethlehem PD	7	2.82	2,486

### DNR - 1 - Ohio

<u>Offense</u>	<u>Offense Count</u>	<u>Crime Rate (per 1,000 persons)</u>
Weapon Law Violations	1	N/A

	<u>Index Offense Count</u>	<u>Crime Rate</u>	<u>Population</u>
DNR - 1 - Ohio	0		

### Ohio Co SO

<u>Offense</u>	<u>Offense Count</u>	<u>Crime Rate (per 1,000 persons)</u>
Aggravated Assault	37	3.43
All Other Larceny	45	4.18

Arson	2	0.19
Burglary/Breaking & Entering	40	3.71
Counterfeiting/Forgery	9	0.84
Credit Card/Automatic Teller Fraud	4	0.37
Destruction/Damage/Vandalism of Property	22	2.04
Drug/Narcotic Violations	33	3.06
Embezzlement	6	0.56
False Pretenses/Swindle/Confidence Game	10	0.93
Forcible Fondling	2	0.19
Forcible Rape	2	0.19
Impersonation	2	0.19
Incest	1	0.09
Intimidation	10	0.93
Kidnaping/Abduction	1	0.09
Motor Vehicle Theft	5	0.46
Robbery	2	0.19
Shoplifting	154	14.29
Simple Assault	27	2.51
Stolen Property Offenses	3	0.28
Theft From Building	23	2.13
Theft From Coin Operated Machine or Device	3	0.28
Theft From Motor Vehicle	9	0.84
Theft of Motor Vehicle Parts/Accessories	1	0.09
Weapon Law Violations	4	0.37

	<u>Index Offense Count</u>	<u>Crime Rate</u>	<u>Population</u>
Ohio Co SO	321	29.80	10,773

### tf Ohio Valley Drug & Vio Crime

<u>Offense</u>	<u>Offense Count</u>	<u>Crime Rate (per 1,000 persons)</u>
Counterfeiting/Forgery	1	N/A
Drug/Narcotic Violations	39	N/A

	<u>Index Offense Count</u>	<u>Crime Rate</u>	<u>Population</u>
tf Ohio Valley Drug & Vio Crime	0		

### Triadelphia PD

<u>Offense</u>	<u>Offense Count</u>	<u>Crime Rate (per 1,000 persons)</u>
Burglary/Breaking & Entering	1	1.24
Drug/Narcotic Violations	1	1.24

	<u>Index Offense Count</u>	<u>Crime Rate</u>	<u>Population</u>
Triadelphia PD	1	1.24	804

### West Liberty College

<u>Offense</u>	<u>Offense Count</u>	<u>Crime Rate (per 1,000 persons)</u>
All Other Larceny	2	N/A
Credit Card/Automatic Teller Fraud	1	N/A
Destruction/Damage/Vandalism of Property	1	N/A
Forcible Rape	1	N/A

Theft From Building	2	N/A
---------------------	---	-----

	<u>Index Offense Count</u>	<u>Crime Rate</u>	<u>Population</u>
West Liberty College	5		

### West Liberty PD

<u>Offense</u>	<u>Offense Count</u>	<u>Crime Rate (per 1,000 persons)</u>
Theft From Motor Vehicle	1	0.65

	<u>Index Offense Count</u>	<u>Crime Rate</u>	<u>Population</u>
West Liberty PD	1	0.65	1,540

### Wheeling PD

<u>Offense</u>	<u>Offense Count</u>	<u>Crime Rate (per 1,000 persons)</u>
Aggravated Assault	182	6.42
All Other Larceny	338	11.92
Arson	1	0.04
Assisting or Promoting Prostitution	1	0.04
Burglary/Breaking & Entering	232	8.18
Counterfeiting/Forgery	30	1.06
Credit Card/Automatic Teller Fraud	22	0.78
Destruction/Damage/Vandalism of Property	274	9.66
Drug Equipment Violations	3	0.11
Drug/Narcotic Violations	156	5.50
Embezzlement	6	0.21
False Pretenses/Swindle/Confidence Game	41	1.45
Forcible Fondling	4	0.14
Forcible Rape	17	0.60
Impersonation	7	0.25
Intimidation	115	4.06
Kidnaping/Abduction	4	0.14
Motor Vehicle Theft	48	1.69
Pornography/Obscene Material	3	0.11
Prostitution	1	0.04
Robbery	43	1.52
Sexual Assault With An Object	2	0.07
Shoplifting	74	2.61
Simple Assault	237	8.36
Stolen Property Offenses	3	0.11
Theft From Building	6	0.21
Theft From Motor Vehicle	46	1.62
Theft of Motor Vehicle Parts/Accessories	7	0.25
Weapon Law Violations	19	0.67

	<u>Index Offense Count</u>	<u>Crime Rate</u>	<u>Population</u>
Wheeling PD	993	35.02	28,356

### Wheeling SP

<u>Offense</u>	<u>Offense Count</u>	<u>Crime Rate (per 1,000 persons)</u>
Aggravated Assault	1	N/A

All Other Larceny	14	N/A
Burglary/Breaking & Entering	4	N/A
Counterfeiting/Forgery	3	N/A
Destruction/Damage/Vandalism of Property	17	N/A
Drug/Narcotic Violations	99	N/A
Embezzlement	1	N/A
Extortion/Blackmail	1	N/A
False Pretenses/Swindle/Confidence Game	16	N/A
Forcible Fondling	5	N/A
Forcible Rape	3	N/A
Impersonation	1	N/A
Intimidation	12	N/A
Motor Vehicle Theft	1	N/A
Pornography/Obscene Material	1	N/A
Shoplifting	7	N/A
Simple Assault	15	N/A
Stolen Property Offenses	2	N/A
Theft of Motor Vehicle Parts/Accessories	5	N/A
Weapon Law Violations	4	N/A

	<u>Index Offense Count</u>	<u>Crime Rate</u>	<u>Population</u>
Wheeling SP	35		

## Pendleton

---

### DNR - 2 - Pendleton

<u>Offense</u>	<u>Offense Count</u>	<u>Crime Rate (per 1,000 persons)</u>
Drug/Narcotic Violations	2	N/A

	<u>Index Offense Count</u>	<u>Crime Rate</u>	<u>Population</u>
DNR - 2 - Pendleton	0		

### Franklin SP

<u>Offense</u>	<u>Offense Count</u>	<u>Crime Rate (per 1,000 persons)</u>
Aggravated Assault	3	N/A
All Other Larceny	14	N/A
Arson	1	N/A
Burglary/Breaking & Entering	36	N/A
Counterfeiting/Forgery	5	N/A
Destruction/Damage/Vandalism of Property	22	N/A
Drug Equipment Violations	2	N/A
Drug/Narcotic Violations	9	N/A
False Pretenses/Swindle/Confidence Game	5	N/A
Forcible Fondling	3	N/A
Impersonation	1	N/A
Intimidation	17	N/A
Motor Vehicle Theft	5	N/A
Pornography/Obscene Material	2	N/A
Sexual Assault With An Object	1	N/A

Shoplifting	2	N/A
Simple Assault	14	N/A
Statutory Rape	1	N/A
Stolen Property Offenses	1	N/A
Theft From Building	3	N/A
Theft From Motor Vehicle	1	N/A
Weapon Law Violations	2	N/A

Franklin SP	<u>Index Offense Count</u>	<u>Crime Rate</u>	<u>Population</u>
	64		

## Pleasants

---

### DNR - 6 - Pleasants

<u>Offense</u>	<u>Offense Count</u>	<u>Crime Rate (per 1,000 persons)</u>
Drug/Narcotic Violations	1	N/A

DNR - 6 - Pleasants	<u>Index Offense Count</u>	<u>Crime Rate</u>	<u>Population</u>
	0		

### Pleasants Co SO

<u>Offense</u>	<u>Offense Count</u>	<u>Crime Rate (per 1,000 persons)</u>
Simple Assault	1	0.17
Theft From Building	1	0.17
Theft From Motor Vehicle	1	0.17

Pleasants Co SO	<u>Index Offense Count</u>	<u>Crime Rate</u>	<u>Population</u>
	2	0.35	5,750

### St Marys SP

<u>Offense</u>	<u>Offense Count</u>	<u>Crime Rate (per 1,000 persons)</u>
Aggravated Assault	3	N/A
All Other Larceny	18	N/A
Burglary/Breaking & Entering	26	N/A
Credit Card/Automatic Teller Fraud	1	N/A
Destruction/Damage/Vandalism of Property	5	N/A
Drug Equipment Violations	1	N/A
Drug/Narcotic Violations	20	N/A
False Pretenses/Swindle/Confidence Game	2	N/A
Forcible Fondling	1	N/A
Intimidation	8	N/A
Motor Vehicle Theft	1	N/A
Sexual Assault With An Object	1	N/A
Simple Assault	14	N/A
Theft From Building	3	N/A
Weapon Law Violations	4	N/A

St Marys SP	<u>Index Offense Count</u>	<u>Crime Rate</u>	<u>Population</u>
	51		



# Pocahontas

---

## Marlinton SP

<u>Offense</u>	<u>Offense Count</u>	<u>Crime Rate (per 1,000 persons)</u>
Aggravated Assault	17	N/A
All Other Larceny	28	N/A
Arson	1	N/A
Burglary/Breaking & Entering	21	N/A
Counterfeiting/Forgery	2	N/A
Destruction/Damage/Vandalism of Property	37	N/A
Drug/Narcotic Violations	20	N/A
Embezzlement	3	N/A
False Pretenses/Swindle/Confidence Game	6	N/A
Forcible Fondling	2	N/A
Forcible Rape	2	N/A
Impersonation	2	N/A
Incest	1	N/A
Intimidation	9	N/A
Motor Vehicle Theft	2	N/A
Pornography/Obscene Material	1	N/A
Robbery	1	N/A
Sexual Assault With An Object	3	N/A
Simple Assault	64	N/A
Theft From Building	3	N/A
Theft From Motor Vehicle	8	N/A
Weapon Law Violations	6	N/A

Marlinton SP	<u>Index Offense Count</u>	<u>Crime Rate</u>	<u>Population</u>
	82		

## Pocahontas Co SO

<u>Offense</u>	<u>Offense Count</u>	<u>Crime Rate (per 1,000 persons)</u>
Aggravated Assault	1	0.13
Burglary/Breaking & Entering	3	0.39
Destruction/Damage/Vandalism of Property	3	0.39
Shoplifting	1	0.13
Simple Assault	3	0.39
Stolen Property Offenses	1	0.13
Theft From Building	2	0.26

Pocahontas Co SO	<u>Index Offense Count</u>	<u>Crime Rate</u>	<u>Population</u>
	7	0.91	7,724

# Preston

---

## DNR - 1 - Preston

<u>Offense</u>	<u>Offense Count</u>	<u>Crime Rate (per 1,000 persons)</u>
Drug/Narcotic Violations	1	N/A

Simple Assault	1	N/A
Weapon Law Violations	3	N/A

DNR - 1 - Preston	<u>Index Offense Count</u>	<u>Crime Rate</u>	<u>Population</u>
	0		

## Kingwood SP

<u>Offense</u>	<u>Offense Count</u>	<u>Crime Rate (per 1,000 persons)</u>
Aggravated Assault	24	N/A
All Other Larceny	59	N/A
Arson	3	N/A
Burglary/Breaking & Entering	51	N/A
Counterfeiting/Forgery	10	N/A
Credit Card/Automatic Teller Fraud	1	N/A
Destruction/Damage/Vandalism of Property	68	N/A
Drug/Narcotic Violations	107	N/A
Embezzlement	1	N/A
False Pretenses/Swindle/Confidence Game	16	N/A
Forcible Fondling	10	N/A
Forcible Rape	6	N/A
Forcible Sodomy	1	N/A
Impersonation	5	N/A
Intimidation	21	N/A
Kidnaping/Abduction	3	N/A
Motor Vehicle Theft	18	N/A
Murder and Nonnegligent Manslaughter	1	N/A
Robbery	2	N/A
Sexual Assault With An Object	2	N/A
Shoplifting	9	N/A
Simple Assault	67	N/A
Statutory Rape	1	N/A
Stolen Property Offenses	4	N/A
Theft From Building	1	N/A
Theft From Motor Vehicle	15	N/A
Theft of Motor Vehicle Parts/Accessories	4	N/A
Weapon Law Violations	9	N/A

Kingwood SP	<u>Index Offense Count</u>	<u>Crime Rate</u>	<u>Population</u>
	190		

## Preston Co SO

<u>Offense</u>	<u>Offense Count</u>	<u>Crime Rate (per 1,000 persons)</u>
Aggravated Assault	47	1.73
All Other Larceny	72	2.64
Arson	1	0.04
Burglary/Breaking & Entering	49	1.80
Counterfeiting/Forgery	11	0.40
Credit Card/Automatic Teller Fraud	1	0.04
Destruction/Damage/Vandalism of Property	19	0.70

Drug Equipment Violations	1	0.04
Drug/Narcotic Violations	61	2.24
False Pretenses/Swindle/Confidence Game	4	0.15
Forcible Rape	3	0.11
Impersonation	2	0.07
Incest	1	0.04
Intimidation	21	0.77
Kidnaping/Abduction	1	0.04
Motor Vehicle Theft	15	0.55
Robbery	1	0.04
Sexual Assault With An Object	2	0.07
Shoplifting	28	1.03
Simple Assault	24	0.88
Stolen Property Offenses	4	0.15
Theft From Building	6	0.22
Theft From Motor Vehicle	15	0.55
Theft of Motor Vehicle Parts/Accessories	1	0.04
Weapon Law Violations	6	0.22

Preston Co SO	<u>Index Offense Count</u>	<u>Crime Rate</u>	<u>Population</u>
	237	8.70	27,245

## Terra Alta PD

<u>Offense</u>	<u>Offense Count</u>	<u>Crime Rate (per 1,000 persons)</u>
Aggravated Assault	1	0.67
All Other Larceny	3	2.02
False Pretenses/Swindle/Confidence Game	1	0.67

Terra Alta PD	<u>Index Offense Count</u>	<u>Crime Rate</u>	<u>Population</u>
	4	2.69	1,487

## Putnam

---

### Eleanor PD

<u>Offense</u>	<u>Offense Count</u>	<u>Crime Rate (per 1,000 persons)</u>
Aggravated Assault	1	0.65
Drug/Narcotic Violations	1	0.65

Eleanor PD	<u>Index Offense Count</u>	<u>Crime Rate</u>	<u>Population</u>
	1	0.65	1,533

### Hurricane PD

<u>Offense</u>	<u>Offense Count</u>	<u>Crime Rate (per 1,000 persons)</u>
Aggravated Assault	6	0.95
All Other Larceny	78	12.32
Burglary/Breaking & Entering	31	4.89
Counterfeiting/Forgery	8	1.26
Credit Card/Automatic Teller Fraud	7	1.11
Destruction/Damage/Vandalism of Property	44	6.95
Drug Equipment Violations	1	0.16

Drug/Narcotic Violations	65	10.26
Embezzlement	3	0.47
False Pretenses/Swindle/Confidence Game	8	1.26
Forcible Rape	2	0.32
Forcible Sodomy	1	0.16
Intimidation	4	0.63
Kidnaping/Abduction	1	0.16
Motor Vehicle Theft	5	0.79
Murder and Nonnegligent Manslaughter	1	0.16
Pornography/Obscene Material	1	0.16
Robbery	1	0.16
Sexual Assault With An Object	1	0.16
Shoplifting	92	14.53
Simple Assault	27	4.26
Stolen Property Offenses	3	0.47
Theft From Building	13	2.05
Theft From Motor Vehicle	28	4.42
Theft of Motor Vehicle Parts/Accessories	1	0.16
Weapon Law Violations	2	0.32

	<u>Index</u>	<u>Offense Count</u>	<u>Crime Rate</u>	<u>Population</u>
Hurricane PD		258	40.74	6,333

## Putnam Co SO

<u>Offense</u>	<u>Offense Count</u>	<u>Crime Rate (per 1,000 persons)</u>
Aggravated Assault	126	2.89
All Other Larceny	308	7.05
Arson	3	0.07
Burglary/Breaking & Entering	111	2.54
Counterfeiting/Forgery	20	0.46
Credit Card/Automatic Teller Fraud	12	0.27
Destruction/Damage/Vandalism of Property	137	3.14
Drug Equipment Violations	2	0.05
Drug/Narcotic Violations	36	0.82
Embezzlement	8	0.18
False Pretenses/Swindle/Confidence Game	13	0.30
Forcible Fondling	1	0.02
Forcible Rape	4	0.09
Impersonation	6	0.14
Intimidation	41	0.94
Motor Vehicle Theft	21	0.48
Robbery	4	0.09
Shoplifting	28	0.64
Simple Assault	4	0.09
Stolen Property Offenses	3	0.07
Theft From Building	1	0.02
Theft From Motor Vehicle	40	0.92
Weapon Law Violations	9	0.21

Putnam Co SO	<u>Index Offense Count</u> 643	<u>Crime Rate</u> 14.72	<u>Population</u> 43,669
--------------	-----------------------------------	----------------------------	-----------------------------

## Winfield PD

<u>Offense</u>	<u>Offense Count</u>	<u>Crime Rate (per 1,000 persons)</u>
All Other Larceny	9	3.88
Destruction/Damage/Vandalism of Property	1	0.43
False Pretenses/Swindle/Confidence Game	1	0.43
Robbery	1	0.43
Simple Assault	4	1.72
Theft From Building	2	0.86

Winfield PD	<u>Index Offense Count</u> 12	<u>Crime Rate</u> 5.17	<u>Population</u> 2,322
-------------	----------------------------------	---------------------------	----------------------------

## Winfield SP

<u>Offense</u>	<u>Offense Count</u>	<u>Crime Rate (per 1,000 persons)</u>
Aggravated Assault	5	N/A
All Other Larceny	77	N/A
Burglary/Breaking & Entering	19	N/A
Counterfeiting/Forgery	25	N/A
Credit Card/Automatic Teller Fraud	1	N/A
Destruction/Damage/Vandalism of Property	34	N/A
Drug Equipment Violations	17	N/A
Drug/Narcotic Violations	102	N/A
Embezzlement	2	N/A
Extortion/Blackmail	1	N/A
False Pretenses/Swindle/Confidence Game	18	N/A
Forcible Fondling	2	N/A
Forcible Rape	1	N/A
Impersonation	17	N/A
Intimidation	19	N/A
Motor Vehicle Theft	8	N/A
Pornography/Obscene Material	1	N/A
Robbery	2	N/A
Sexual Assault With An Object	1	N/A
Shoplifting	6	N/A
Simple Assault	24	N/A
Stolen Property Offenses	7	N/A
Theft From Building	3	N/A
Theft From Motor Vehicle	15	N/A
Theft of Motor Vehicle Parts/Accessories	39	N/A
Weapon Law Violations	3	N/A

Winfield SP	<u>Index Offense Count</u> 175	<u>Crime Rate</u>	<u>Population</u>
-------------	-----------------------------------	-------------------	-------------------

**RALEIGH**

## BCI - Beckley

<u>Offense</u>	<u>Offense Count</u>	<u>Crime Rate (per 1,000 persons)</u>
Aggravated Assault	1	N/A
Burglary/Breaking & Entering	1	N/A
Destruction/Damage/Vandalism of Property	1	N/A
Drug/Narcotic Violations	80	N/A
Sexual Assault With An Object	1	N/A

	<u>Index Offense Count</u>	<u>Crime Rate</u>	<u>Population</u>
BCI - Beckley	2		

## Beckley PD

<u>Offense</u>	<u>Offense Count</u>	<u>Crime Rate (per 1,000 persons)</u>
Aggravated Assault	95	5.37
All Other Larceny	451	25.52
Arson	6	0.34
Assisting or Promoting Prostitution	7	0.40
Burglary/Breaking & Entering	319	18.05
Counterfeiting/Forgery	66	3.73
Credit Card/Automatic Teller Fraud	22	1.24
Destruction/Damage/Vandalism of Property	605	34.23
Drug Equipment Violations	1	0.06
Drug/Narcotic Violations	353	19.97
Embezzlement	27	1.53
Extortion/Blackmail	1	0.06
False Pretenses/Swindle/Confidence Game	112	6.34
Forcible Fondling	14	0.79
Forcible Rape	22	1.24
Forcible Sodomy	2	0.11
Impersonation	21	1.19
Intimidation	144	8.15
Kidnaping/Abduction	9	0.51
Motor Vehicle Theft	33	1.87
Murder and Nonnegligent Manslaughter	6	0.34
Pocket-picking	1	0.06
Pornography/Obscene Material	2	0.11
Prostitution	6	0.34
Purse-snatching	8	0.45
Robbery	53	3.00
Sexual Assault With An Object	2	0.11
Shoplifting	500	28.29
Simple Assault	518	29.31
Stolen Property Offenses	13	0.74
Theft From Building	29	1.64
Theft From Coin Operated Machine or Device	2	0.11
Theft From Motor Vehicle	248	14.03
Theft of Motor Vehicle Parts/Accessories	11	0.62
Weapon Law Violations	51	2.89

Beckley PD	<u>Index Offense Count</u> 1,778	<u>Crime Rate</u> 100.59	<u>Population</u> 17,675
------------	-------------------------------------	-----------------------------	-----------------------------

## Beckley SP

<u>Offense</u>	<u>Offense Count</u>	<u>Crime Rate (per 1,000 persons)</u>
Aggravated Assault	23	N/A
All Other Larceny	122	N/A
Arson	1	N/A
Burglary/Breaking & Entering	99	N/A
Counterfeiting/Forgery	44	N/A
Destruction/Damage/Vandalism of Property	131	N/A
Drug Equipment Violations	36	N/A
Drug/Narcotic Violations	223	N/A
Embezzlement	6	N/A
False Pretenses/Swindle/Confidence Game	42	N/A
Forcible Fondling	5	N/A
Forcible Rape	2	N/A
Impersonation	11	N/A
Incest	1	N/A
Intimidation	20	N/A
Kidnaping/Abduction	1	N/A
Motor Vehicle Theft	26	N/A
Pornography/Obscene Material	4	N/A
Robbery	5	N/A
Sexual Assault With An Object	4	N/A
Shoplifting	36	N/A
Simple Assault	70	N/A
Statutory Rape	1	N/A
Stolen Property Offenses	30	N/A
Theft From Building	4	N/A
Theft From Motor Vehicle	15	N/A
Theft of Motor Vehicle Parts/Accessories	76	N/A
Weapon Law Violations	16	N/A

Beckley SP	<u>Index Offense Count</u> 408	<u>Crime Rate</u>	<u>Population</u>
------------	-----------------------------------	-------------------	-------------------

## DNR - 4 - Raleigh

<u>Offense</u>	<u>Offense Count</u>	<u>Crime Rate (per 1,000 persons)</u>
Drug/Narcotic Violations	3	N/A

DNR - 4 - Raleigh	<u>Index Offense Count</u> 0	<u>Crime Rate</u>	<u>Population</u>
-------------------	---------------------------------	-------------------	-------------------

## Raleigh Co SO

<u>Offense</u>	<u>Offense Count</u>	<u>Crime Rate (per 1,000 persons)</u>
Aggravated Assault	105	1.79
All Other Larceny	513	8.77
Arson	9	0.15

Burglary/Breaking & Entering	607	10.37
Counterfeiting/Forgery	49	0.84
Credit Card/Automatic Teller Fraud	4	0.07
Destruction/Damage/Vandalism of Property	425	7.26
Drug Equipment Violations	1	0.02
Drug/Narcotic Violations	87	1.49
Embezzlement	6	0.10
False Pretenses/Swindle/Confidence Game	59	1.01
Forcible Fondling	4	0.07
Forcible Rape	15	0.26
Impersonation	8	0.14
Intimidation	50	0.85
Kidnaping/Abduction	1	0.02
Motor Vehicle Theft	83	1.42
Murder and Nonnegligent Manslaughter	3	0.05
Operating/Promoting/Assisting Gambling	1	0.02
Pornography/Obscene Material	2	0.03
Robbery	41	0.70
Sexual Assault With An Object	7	0.12
Shoplifting	82	1.40
Simple Assault	349	5.96
Statutory Rape	6	0.10
Stolen Property Offenses	44	0.75
Theft From Building	1	0.02
Theft From Motor Vehicle	57	0.97
Theft of Motor Vehicle Parts/Accessories	7	0.12
Weapon Law Violations	43	0.73

Raleigh Co SO	<u>Index Offense Count</u>	<u>Crime Rate</u>	<u>Population</u>
	1,514	25.87	58,520

## Sophia PD

<u>Offense</u>	<u>Offense Count</u>	<u>Crime Rate (per 1,000 persons)</u>
Aggravated Assault	4	2.97
All Other Larceny	21	15.58
Burglary/Breaking & Entering	20	14.84
Counterfeiting/Forgery	3	2.23
Destruction/Damage/Vandalism of Property	33	24.48
Drug/Narcotic Violations	36	26.71
Embezzlement	1	0.74
False Pretenses/Swindle/Confidence Game	4	2.97
Forcible Rape	1	0.74
Intimidation	15	11.13
Kidnaping/Abduction	1	0.74
Motor Vehicle Theft	3	2.23
Robbery	1	0.74
Sexual Assault With An Object	1	0.74
Shoplifting	13	9.64



Simple Assault	39	28.93
Stolen Property Offenses	2	1.48
Theft From Building	3	2.23
Theft From Motor Vehicle	9	6.68
Theft of Motor Vehicle Parts/Accessories	1	0.74
Weapon Law Violations	2	1.48

Sophia PD	<u>Index Offense Count</u>	<u>Crime Rate</u>	<u>Population</u>
	76	56.38	1,348

## Turnpike - Raleigh

<u>Offense</u>	<u>Offense Count</u>	<u>Crime Rate (per 1,000 persons)</u>
All Other Larceny	4	N/A
Assisting or Promoting Prostitution	2	N/A
Counterfeiting/Forgery	2	N/A
Destruction/Damage/Vandalism of Property	5	N/A
Drug/Narcotic Violations	63	N/A
Intimidation	1	N/A
Prostitution	1	N/A
Shoplifting	2	N/A
Simple Assault	3	N/A
Stolen Property Offenses	5	N/A
Theft From Motor Vehicle	2	N/A
Weapon Law Violations	1	N/A

Turnpike - Raleigh	<u>Index Offense Count</u>	<u>Crime Rate</u>	<u>Population</u>
	8		

## Randolph

### Elkins PD

<u>Offense</u>	<u>Offense Count</u>	<u>Crime Rate (per 1,000 persons)</u>
Aggravated Assault	48	6.75
All Other Larceny	205	28.84
Arson	4	0.56
Burglary/Breaking & Entering	54	7.60
Counterfeiting/Forgery	12	1.69
Credit Card/Automatic Teller Fraud	4	0.56
Destruction/Damage/Vandalism of Property	159	22.37
Drug Equipment Violations	1	0.14
Drug/Narcotic Violations	35	4.92
Embezzlement	2	0.28
False Pretenses/Swindle/Confidence Game	7	0.98
Forcible Fondling	1	0.14
Forcible Rape	4	0.56
Impersonation	3	0.42
Intimidation	19	2.67
Motor Vehicle Theft	3	0.42
Robbery	3	0.42

Sexual Assault With An Object	1	0.14
Shoplifting	40	5.63
Simple Assault	36	5.06
Stolen Property Offenses	3	0.42
Theft From Motor Vehicle	8	1.13
Weapon Law Violations	4	0.56

Elkins PD	<u>Index Offense Count</u>	<u>Crime Rate</u>	<u>Population</u>
	365	51.35	7,108

## Elkins SP

<u>Offense</u>	<u>Offense Count</u>	<u>Crime Rate (per 1,000 persons)</u>
Aggravated Assault	22	N/A
All Other Larceny	192	N/A
Arson	3	N/A
Burglary/Breaking & Entering	77	N/A
Counterfeiting/Forgery	18	N/A
Credit Card/Automatic Teller Fraud	1	N/A
Destruction/Damage/Vandalism of Property	142	N/A
Drug Equipment Violations	6	N/A
Drug/Narcotic Violations	77	N/A
Embezzlement	4	N/A
False Pretenses/Swindle/Confidence Game	14	N/A
Forcible Fondling	5	N/A
Forcible Rape	9	N/A
Forcible Sodomy	2	N/A
Impersonation	4	N/A
Intimidation	34	N/A
Justifiable Homicide	1	N/A
Motor Vehicle Theft	24	N/A
Murder and Nonnegligent Manslaughter	1	N/A
Pornography/Obscene Material	2	N/A
Robbery	1	N/A
Sexual Assault With An Object	1	N/A
Shoplifting	76	N/A
Simple Assault	94	N/A
Stolen Property Offenses	8	N/A
Theft From Motor Vehicle	73	N/A
Weapon Law Violations	4	N/A
Wire Fraud	7	N/A

Elkins SP	<u>Index Offense Count</u>	<u>Crime Rate</u>	<u>Population</u>
	475		

## Randolph Co SO

<u>Offense</u>	<u>Offense Count</u>	<u>Crime Rate (per 1,000 persons)</u>
Aggravated Assault	27	1.21
All Other Larceny	45	2.01
Burglary/Breaking & Entering	12	0.54

Counterfeiting/Forgery	3	0.13
Credit Card/Automatic Teller Fraud	1	0.04
Destruction/Damage/Vandalism of Property	21	0.94
Drug Equipment Violations	1	0.04
Drug/Narcotic Violations	11	0.49
False Pretenses/Swindle/Confidence Game	3	0.13
Forcible Fondling	1	0.04
Impersonation	2	0.09
Intimidation	2	0.09
Motor Vehicle Theft	1	0.04
Murder and Nonnegligent Manslaughter	1	0.04
Robbery	1	0.04
Shoplifting	12	0.54
Simple Assault	4	0.18
Stolen Property Offenses	1	0.04
Theft From Motor Vehicle	1	0.04
Weapon Law Violations	4	0.18

	<u>Index Offense Count</u>	<u>Crime Rate</u>	<u>Population</u>
Randolph Co SO	100	4.47	22,358

## Ritchie

### DNR - 6 - Ritchie

<u>Offense</u>	<u>Offense Count</u>	<u>Crime Rate (per 1,000 persons)</u>
Drug/Narcotic Violations	1	N/A

	<u>Index Offense Count</u>	<u>Crime Rate</u>	<u>Population</u>
DNR - 6 - Ritchie	0		

### Harrisville PD

<u>Offense</u>	<u>Offense Count</u>	<u>Crime Rate (per 1,000 persons)</u>
All Other Larceny	3	1.62
Destruction/Damage/Vandalism of Property	5	2.70
Drug/Narcotic Violations	5	2.70
False Pretenses/Swindle/Confidence Game	3	1.62
Forcible Rape	1	0.54
Intimidation	1	0.54
Shoplifting	1	0.54
Simple Assault	1	0.54
Theft From Motor Vehicle	1	0.54
Theft of Motor Vehicle Parts/Accessories	1	0.54
Weapon Law Violations	1	0.54

	<u>Index Offense Count</u>	<u>Crime Rate</u>	<u>Population</u>
Harrisville PD	7	3.78	1,850

### Harrisville SP

<u>Offense</u>	<u>Offense Count</u>	<u>Crime Rate (per 1,000 persons)</u>
Aggravated Assault	4	N/A

All Other Larceny	17	N/A
Burglary/Breaking & Entering	20	N/A
Counterfeiting/Forgery	5	N/A
Destruction/Damage/Vandalism of Property	18	N/A
Drug Equipment Violations	1	N/A
Drug/Narcotic Violations	52	N/A
False Pretenses/Swindle/Confidence Game	5	N/A
Forcible Fondling	1	N/A
Forcible Rape	2	N/A
Impersonation	3	N/A
Intimidation	1	N/A
Kidnaping/Abduction	1	N/A
Motor Vehicle Theft	13	N/A
Sexual Assault With An Object	1	N/A
Shoplifting	2	N/A
Simple Assault	22	N/A
Stolen Property Offenses	2	N/A
Theft From Building	3	N/A
Theft From Motor Vehicle	4	N/A
Theft of Motor Vehicle Parts/Accessories	1	N/A
Weapon Law Violations	2	N/A

	<u>Index Offense Count</u>	<u>Crime Rate</u>	<u>Population</u>
Harrisville SP	66		

## Pennsboro PD

<u>Offense</u>	<u>Offense Count</u>	<u>Crime Rate (per 1,000 persons)</u>
Aggravated Assault	1	0.86
Destruction/Damage/Vandalism of Property	2	1.72
Drug/Narcotic Violations	3	2.58
Simple Assault	3	2.58
Theft From Motor Vehicle	1	0.86

	<u>Index Offense Count</u>	<u>Crime Rate</u>	<u>Population</u>
Pennsboro PD	2	1.72	1,161

## Ritchie Co SO

<u>Offense</u>	<u>Offense Count</u>	<u>Crime Rate (per 1,000 persons)</u>
Aggravated Assault	3	0.41
All Other Larceny	24	3.29
Arson	2	0.27
Burglary/Breaking & Entering	10	1.37
Counterfeiting/Forgery	5	0.69
Credit Card/Automatic Teller Fraud	1	0.14
Destruction/Damage/Vandalism of Property	16	2.20
Drug Equipment Violations	1	0.14
Drug/Narcotic Violations	15	2.06
False Pretenses/Swindle/Confidence Game	3	0.41
Forcible Fondling	1	0.14

Intimidation	4	0.55
Motor Vehicle Theft	1	0.14
Pornography/Obscene Material	1	0.14
Robbery	1	0.14
Simple Assault	23	3.16
Theft From Building	3	0.41
Theft From Motor Vehicle	2	0.27
Theft of Motor Vehicle Parts/Accessories	3	0.41
Weapon Law Violations	1	0.14

	<u>Index Offense Count</u>	<u>Crime Rate</u>	<u>Population</u>
Ritchie Co SO	47	6.45	7,284

## Roane

---

### Roane Co SO

<u>Offense</u>	<u>Offense Count</u>	<u>Crime Rate (per 1,000 persons)</u>
Aggravated Assault	15	1.20
All Other Larceny	48	3.83
Counterfeiting/Forgery	4	0.32
Destruction/Damage/Vandalism of Property	23	1.83
Drug/Narcotic Violations	33	2.63
False Pretenses/Swindle/Confidence Game	6	0.48
Forcible Rape	2	0.16
Intimidation	5	0.40
Motor Vehicle Theft	8	0.64
Shoplifting	2	0.16
Simple Assault	37	2.95
Statutory Rape	1	0.08
Stolen Property Offenses	1	0.08
Theft From Building	4	0.32
Theft From Motor Vehicle	2	0.16
Weapon Law Violations	2	0.16
Wire Fraud	1	0.08

	<u>Index Offense Count</u>	<u>Crime Rate</u>	<u>Population</u>
Roane Co SO	81	6.46	12,547

### Spencer PD

<u>Offense</u>	<u>Offense Count</u>	<u>Crime Rate (per 1,000 persons)</u>
Aggravated Assault	1	0.43
All Other Larceny	18	7.79
Burglary/Breaking & Entering	13	5.63
Counterfeiting/Forgery	6	2.60
Destruction/Damage/Vandalism of Property	19	8.22
Drug/Narcotic Violations	12	5.19
False Pretenses/Swindle/Confidence Game	6	2.60
Impersonation	1	0.43
Intimidation	6	2.60

Shoplifting	20	8.65
Simple Assault	27	11.68
Theft From Building	14	6.06
Theft From Motor Vehicle	7	3.03
Weapon Law Violations	2	0.87

	<u>Index Offense Count</u>	<u>Crime Rate</u>	<u>Population</u>
Spencer PD	73	31.59	2,311

## Spencer SP

<u>Offense</u>	<u>Offense Count</u>	<u>Crime Rate (per 1,000 persons)</u>
Aggravated Assault	9	N/A
All Other Larceny	28	N/A
Arson	2	N/A
Burglary/Breaking & Entering	24	N/A
Counterfeiting/Forgery	5	N/A
Destruction/Damage/Vandalism of Property	11	N/A
Drug Equipment Violations	1	N/A
Drug/Narcotic Violations	60	N/A
False Pretenses/Swindle/Confidence Game	2	N/A
Forcible Fondling	1	N/A
Forcible Rape	2	N/A
Intimidation	7	N/A
Motor Vehicle Theft	4	N/A
Murder and Nonnegligent Manslaughter	1	N/A
Pornography/Obscene Material	2	N/A
Shoplifting	6	N/A
Simple Assault	25	N/A
Statutory Rape	1	N/A
Stolen Property Offenses	2	N/A
Theft From Building	1	N/A
Theft of Motor Vehicle Parts/Accessories	1	N/A
Weapon Law Violations	5	N/A

	<u>Index Offense Count</u>	<u>Crime Rate</u>	<u>Population</u>
Spencer SP	76		

## Summers

---

### Hinton PD

<u>Offense</u>	<u>Offense Count</u>	<u>Crime Rate (per 1,000 persons)</u>
Aggravated Assault	9	3.38
All Other Larceny	3	1.13
Burglary/Breaking & Entering	50	18.77
Counterfeiting/Forgery	13	4.88
Destruction/Damage/Vandalism of Property	41	15.39
Drug/Narcotic Violations	24	9.01
False Pretenses/Swindle/Confidence Game	6	2.25
Forcible Fondling	2	0.75

Impersonation	1	0.38
Intimidation	2	0.75
Pocket-picking	1	0.38
Robbery	4	1.50
Sexual Assault With An Object	1	0.38
Shoplifting	33	12.39
Simple Assault	58	21.77
Theft From Building	48	18.02
Theft From Motor Vehicle	30	11.26
Weapon Law Violations	1	0.38

	<u>Index Offense Count</u>	<u>Crime Rate</u>	<u>Population</u>
Hinton PD	178	66.82	2,664

## Hinton SP

<u>Offense</u>	<u>Offense Count</u>	<u>Crime Rate (per 1,000 persons)</u>
Aggravated Assault	4	N/A
All Other Larceny	32	N/A
Burglary/Breaking & Entering	41	N/A
Counterfeiting/Forgery	16	N/A
Destruction/Damage/Vandalism of Property	27	N/A
Drug/Narcotic Violations	6	N/A
False Pretenses/Swindle/Confidence Game	7	N/A
Forcible Rape	1	N/A
Impersonation	1	N/A
Intimidation	5	N/A
Motor Vehicle Theft	6	N/A
Sexual Assault With An Object	1	N/A
Shoplifting	1	N/A
Simple Assault	15	N/A
Stolen Property Offenses	2	N/A
Theft From Building	2	N/A
Theft From Motor Vehicle	7	N/A
Theft of Motor Vehicle Parts/Accessories	2	N/A
Weapon Law Violations	4	N/A

	<u>Index Offense Count</u>	<u>Crime Rate</u>	<u>Population</u>
Hinton SP	96		

## Summers Co SO

<u>Offense</u>	<u>Offense Count</u>	<u>Crime Rate (per 1,000 persons)</u>
Aggravated Assault	3	0.27
All Other Larceny	9	0.80
Burglary/Breaking & Entering	11	0.98
Destruction/Damage/Vandalism of Property	12	1.07
Drug/Narcotic Violations	5	0.45
Intimidation	4	0.36
Simple Assault	22	1.96
Theft From Building	5	0.45

Theft From Motor Vehicle	1	0.09
--------------------------	---	------

Summers Co SO	<u>Index Offense Count</u>	<u>Crime Rate</u>	<u>Population</u>
	29	2.59	11,203

## Taylor

---

### Grafton PD

<u>Offense</u>	<u>Offense Count</u>	<u>Crime Rate (per 1,000 persons)</u>
Aggravated Assault	2	0.39
All Other Larceny	4	0.77
Burglary/Breaking & Entering	3	0.58
Counterfeiting/Forgery	1	0.19
Drug/Narcotic Violations	10	1.93
False Pretenses/Swindle/Confidence Game	1	0.19
Forcible Fondling	1	0.19
Intimidation	1	0.19
Purse-snatching	1	0.19
Robbery	2	0.39
Shoplifting	3	0.58
Simple Assault	17	3.29
Stolen Property Offenses	1	0.19
Weapon Law Violations	2	0.39

Grafton PD	<u>Index Offense Count</u>	<u>Crime Rate</u>	<u>Population</u>
	15	2.90	5,171

### Grafton SP

<u>Offense</u>	<u>Offense Count</u>	<u>Crime Rate (per 1,000 persons)</u>
Aggravated Assault	1	N/A
All Other Larceny	4	N/A
Burglary/Breaking & Entering	4	N/A
Counterfeiting/Forgery	1	N/A
Credit Card/Automatic Teller Fraud	1	N/A
Destruction/Damage/Vandalism of Property	4	N/A
Drug/Narcotic Violations	3	N/A
Forcible Fondling	1	N/A
Intimidation	2	N/A
Motor Vehicle Theft	2	N/A
Pornography/Obscene Material	1	N/A
Simple Assault	1	N/A
Theft From Building	1	N/A
Theft From Coin Operated Machine or Device	1	N/A
Theft From Motor Vehicle	7	N/A
Theft of Motor Vehicle Parts/Accessories	1	N/A
Weapon Law Violations	1	N/A

Grafton SP	<u>Index Offense Count</u>	<u>Crime Rate</u>	<u>Population</u>
	21		



## Taylor Co SO

<u>Offense</u>	<u>Offense Count</u>	<u>Crime Rate (per 1,000 persons)</u>	
Aggravated Assault	2	0.17	
All Other Larceny	8	0.68	
Burglary/Breaking & Entering	7	0.60	
Destruction/Damage/Vandalism of Property	5	0.43	
False Pretenses/Swindle/Confidence Game	1	0.09	
Motor Vehicle Theft	2	0.17	
Simple Assault	2	0.17	
Theft From Motor Vehicle	1	0.09	
	<u>Index Offense Count</u>	<u>Crime Rate</u>	<u>Population</u>
Taylor Co SO	20	1.70	11,745

## Tucker

### Parsons PD

<u>Offense</u>	<u>Offense Count</u>	<u>Crime Rate (per 1,000 persons)</u>	
Aggravated Assault	8	5.51	
All Other Larceny	4	2.75	
Burglary/Breaking & Entering	4	2.75	
Destruction/Damage/Vandalism of Property	8	5.51	
	<u>Index Offense Count</u>	<u>Crime Rate</u>	<u>Population</u>
Parsons PD	16	11.02	1,452

### Parsons SP

<u>Offense</u>	<u>Offense Count</u>	<u>Crime Rate (per 1,000 persons)</u>	
Aggravated Assault	2	N/A	
All Other Larceny	14	N/A	
Assisting or Promoting Prostitution	1	N/A	
Burglary/Breaking & Entering	12	N/A	
Counterfeiting/Forgery	2	N/A	
Destruction/Damage/Vandalism of Property	25	N/A	
Drug/Narcotic Violations	14	N/A	
False Pretenses/Swindle/Confidence Game	3	N/A	
Forcible Fondling	2	N/A	
Forcible Rape	1	N/A	
Forcible Sodomy	1	N/A	
Intimidation	12	N/A	
Motor Vehicle Theft	1	N/A	
Purse-snatching	1	N/A	
Shoplifting	7	N/A	
Simple Assault	23	N/A	
Theft From Motor Vehicle	1	N/A	
Weapon Law Violations	2	N/A	
	<u>Index Offense Count</u>	<u>Crime Rate</u>	<u>Population</u>
Parsons SP	39		

## Tucker Co SO

<u>Offense</u>	<u>Offense Count</u>	<u>Crime Rate (per 1,000 persons)</u>	
Aggravated Assault	4	0.72	
All Other Larceny	7	1.26	
Burglary/Breaking & Entering	2	0.36	
Destruction/Damage/Vandalism of Property	10	1.80	
Forcible Fondling	1	0.18	
Impersonation	1	0.18	
Intimidation	2	0.36	
Motor Vehicle Theft	1	0.18	
Shoplifting	1	0.18	
Simple Assault	5	0.90	
Theft From Building	1	0.18	
Weapon Law Violations	2	0.36	
	<u>Index Offense Count</u>	<u>Crime Rate</u>	<u>Population</u>
Tucker Co SO	16	2.87	5,569

## Tyler

### Paden City PD

<u>Offense</u>	<u>Offense Count</u>	<u>Crime Rate (per 1,000 persons)</u>	
Burglary/Breaking & Entering	1	0.38	
	<u>Index Offense Count</u>	<u>Crime Rate</u>	<u>Population</u>
Paden City PD	1	0.38	2,601

### Sistersville PD

<u>Offense</u>	<u>Offense Count</u>	<u>Crime Rate (per 1,000 persons)</u>	
All Other Larceny	11	7.95	
Burglary/Breaking & Entering	4	2.89	
Destruction/Damage/Vandalism of Property	2	1.45	
Drug/Narcotic Violations	6	4.34	
False Pretenses/Swindle/Confidence Game	1	0.72	
Impersonation	1	0.72	
Intimidation	5	3.62	
Purse-snatching	1	0.72	
Shoplifting	1	0.72	
Simple Assault	12	8.68	
Theft From Building	1	0.72	
Theft of Motor Vehicle Parts/Accessories	2	1.45	
	<u>Index Offense Count</u>	<u>Crime Rate</u>	<u>Population</u>
Sistersville PD	20	14.46	1,383

### Tyler Co SO

<u>Offense</u>	<u>Offense Count</u>	<u>Crime Rate (per 1,000 persons)</u>	
Aggravated Assault	9	1.30	
All Other Larceny	17	2.46	

Arson	1	0.14
Burglary/Breaking & Entering	26	3.76
Counterfeiting/Forgery	4	0.58
Destruction/Damage/Vandalism of Property	29	4.20
Drug/Narcotic Violations	13	1.88
Forcible Fondling	2	0.29
Forcible Sodomy	2	0.29
Intimidation	4	0.58
Pornography/Obscene Material	3	0.43
Simple Assault	23	3.33
Statutory Rape	1	0.14
Theft From Building	32	4.63
Theft From Coin Operated Machine or Device	1	0.14
Theft From Motor Vehicle	10	1.45
Theft of Motor Vehicle Parts/Accessories	1	0.14
Weapon Law Violations	2	0.29

	<u>Index Offense Count</u>	<u>Crime Rate</u>	<u>Population</u>
Tyler Co SO	96	13.90	6,908

## UPSHUR

---

### BCI - Buckhannon

<u>Offense</u>	<u>Offense Count</u>	<u>Crime Rate (per 1,000 persons)</u>
Drug/Narcotic Violations	7	N/A

	<u>Index Offense Count</u>	<u>Crime Rate</u>	<u>Population</u>
BCI - Buckhannon	0		

### Buckhannon PD

<u>Offense</u>	<u>Offense Count</u>	<u>Crime Rate (per 1,000 persons)</u>
All Other Larceny	2	0.35
Burglary/Breaking & Entering	8	1.42
Counterfeiting/Forgery	1	0.18
Destruction/Damage/Vandalism of Property	9	1.59
Drug/Narcotic Violations	4	0.71
False Pretenses/Swindle/Confidence Game	2	0.35
Intimidation	1	0.18
Motor Vehicle Theft	1	0.18
Pocket-picking	1	0.18
Shoplifting	21	3.72
Simple Assault	6	1.06
Theft From Building	2	0.35
Theft From Motor Vehicle	17	3.01
Weapon Law Violations	1	0.18

	<u>Index Offense Count</u>	<u>Crime Rate</u>	<u>Population</u>
Buckhannon PD	52	9.21	5,649

### Buckhannon SP

<u>Offense</u>	<u>Offense Count</u>	<u>Crime Rate (per 1,000 persons)</u>
Aggravated Assault	4	N/A
All Other Larceny	53	N/A
Burglary/Breaking & Entering	32	N/A
Counterfeiting/Forgery	5	N/A
Destruction/Damage/Vandalism of Property	61	N/A
Drug Equipment Violations	3	N/A
Drug/Narcotic Violations	10	N/A
Embezzlement	2	N/A
False Pretenses/Swindle/Confidence Game	2	N/A
Forcible Fondling	3	N/A
Forcible Sodomy	1	N/A
Impersonation	1	N/A
Incest	1	N/A
Intimidation	13	N/A
Motor Vehicle Theft	2	N/A
Murder and Nonnegligent Manslaughter	1	N/A
Pornography/Obscene Material	2	N/A
Sexual Assault With An Object	1	N/A
Shoplifting	1	N/A
Simple Assault	52	N/A
Stolen Property Offenses	5	N/A
Theft From Motor Vehicle	5	N/A
Theft of Motor Vehicle Parts/Accessories	21	N/A
Weapon Law Violations	1	N/A

	<u>Index Offense Count</u>	<u>Crime Rate</u>	<u>Population</u>
Buckhannon SP	119		

## Upshur Co SO

<u>Offense</u>	<u>Offense Count</u>	<u>Crime Rate (per 1,000 persons)</u>
Aggravated Assault	2	0.11
All Other Larceny	48	2.57
Burglary/Breaking & Entering	22	1.18
Counterfeiting/Forgery	1	0.05
Credit Card/Automatic Teller Fraud	1	0.05
Destruction/Damage/Vandalism of Property	25	1.34
Drug/Narcotic Violations	6	0.32
False Pretenses/Swindle/Confidence Game	6	0.32
Impersonation	4	0.21
Kidnaping/Abduction	2	0.11
Motor Vehicle Theft	2	0.11
Robbery	1	0.05
Shoplifting	3	0.16
Simple Assault	52	2.78
Stolen Property Offenses	1	0.05
Theft From Building	1	0.05
Theft From Motor Vehicle	2	0.11

Weapon Law Violations

1

0.05

Upshur Co SO

Index Offense Count

81

Crime Rate

4.34

Population

18,674

## Wayne

---

### Ceredo PD

<u>Offense</u>	<u>Offense Count</u>	<u>Crime Rate (per 1,000 persons)</u>
Aggravated Assault	2	1.39
All Other Larceny	3	2.09
Burglary/Breaking & Entering	2	1.39
Credit Card/Automatic Teller Fraud	1	0.70
Destruction/Damage/Vandalism of Property	3	2.09
Drug/Narcotic Violations	2	1.39
Intimidation	1	0.70
Motor Vehicle Theft	1	0.70
Shoplifting	3	2.09
Theft From Building	3	2.09
Theft From Motor Vehicle	3	2.09

Index Offense Count

17

Crime Rate

11.84

Population

1,436

Ceredo PD

### Fort Gay PD

<u>Offense</u>	<u>Offense Count</u>	<u>Crime Rate (per 1,000 persons)</u>
All Other Larceny	6	8.55
Burglary/Breaking & Entering	1	1.42
Drug/Narcotic Violations	2	2.85
Motor Vehicle Theft	1	1.42
Simple Assault	3	4.27

Index Offense Count

8

Crime Rate

11.40

Population

702

Fort Gay PD

### Kenova PD

<u>Offense</u>	<u>Offense Count</u>	<u>Crime Rate (per 1,000 persons)</u>
Aggravated Assault	10	3.14
All Other Larceny	89	27.92
Arson	1	0.31
Burglary/Breaking & Entering	38	11.92
Counterfeiting/Forgery	1	0.31
Destruction/Damage/Vandalism of Property	44	13.80
Drug/Narcotic Violations	8	2.51
False Pretenses/Swindle/Confidence Game	4	1.25
Forcible Fondling	1	0.31
Impersonation	1	0.31
Intimidation	11	3.45
Motor Vehicle Theft	6	1.88
Robbery	1	0.31

Shoplifting	6	1.88
Simple Assault	35	10.98
Statutory Rape	1	0.31
Stolen Property Offenses	2	0.63
Theft From Motor Vehicle	28	8.78
Theft of Motor Vehicle Parts/Accessories	4	1.25

Kenova PD	<u>Index Offense Count</u>	<u>Crime Rate</u>	<u>Population</u>
	182	57.09	3,188

## Wayne Co SO

<u>Offense</u>	<u>Offense Count</u>	<u>Crime Rate (per 1,000 persons)</u>
Aggravated Assault	34	1.08
All Other Larceny	87	2.76
Arson	2	0.06
Burglary/Breaking & Entering	66	2.10
Counterfeiting/Forgery	3	0.10
Destruction/Damage/Vandalism of Property	17	0.54
Drug Equipment Violations	1	0.03
Drug/Narcotic Violations	17	0.54
False Pretenses/Swindle/Confidence Game	1	0.03
Forcible Fondling	1	0.03
Forcible Rape	3	0.10
Intimidation	3	0.10
Motor Vehicle Theft	8	0.25
Robbery	3	0.10
Simple Assault	52	1.65
Stolen Property Offenses	2	0.06
Theft From Building	2	0.06
Theft From Motor Vehicle	13	0.41
Weapon Law Violations	2	0.06

Wayne Co SO	<u>Index Offense Count</u>	<u>Crime Rate</u>	<u>Population</u>
	216	6.86	31,486

## Wayne PD

<u>Offense</u>	<u>Offense Count</u>	<u>Crime Rate (per 1,000 persons)</u>
All Other Larceny	8	5.61
Burglary/Breaking & Entering	2	1.40
Drug/Narcotic Violations	1	0.70
Simple Assault	5	3.51

Wayne PD	<u>Index Offense Count</u>	<u>Crime Rate</u>	<u>Population</u>
	10	7.02	1,425

## Wayne SP

<u>Offense</u>	<u>Offense Count</u>	<u>Crime Rate (per 1,000 persons)</u>
Aggravated Assault	21	N/A
All Other Larceny	149	N/A
Arson	2	N/A

Burglary/Breaking & Entering	112	N/A
Counterfeiting/Forgery	8	N/A
Credit Card/Automatic Teller Fraud	9	N/A
Destruction/Damage/Vandalism of Property	118	N/A
Drug Equipment Violations	2	N/A
Drug/Narcotic Violations	34	N/A
Embezzlement	2	N/A
False Pretenses/Swindle/Confidence Game	16	N/A
Forcible Fondling	6	N/A
Forcible Rape	5	N/A
Forcible Sodomy	2	N/A
Impersonation	8	N/A
Intimidation	36	N/A
Kidnaping/Abduction	2	N/A
Motor Vehicle Theft	32	N/A
Murder and Nonnegligent Manslaughter	2	N/A
Robbery	1	N/A
Shoplifting	19	N/A
Simple Assault	102	N/A
Statutory Rape	1	N/A
Stolen Property Offenses	3	N/A
Theft From Building	10	N/A
Theft From Motor Vehicle	26	N/A
Theft of Motor Vehicle Parts/Accessories	30	N/A
Weapon Law Violations	8	N/A

	<u>Index Offense Count</u>	<u>Crime Rate</u>	<u>Population</u>
Wayne SP	407		

## Webster

---

### Upperglade SP

<u>Offense</u>	<u>Offense Count</u>	<u>Crime Rate (per 1,000 persons)</u>
Aggravated Assault	18	N/A
All Other Larceny	22	N/A
Burglary/Breaking & Entering	26	N/A
Counterfeiting/Forgery	3	N/A
Credit Card/Automatic Teller Fraud	3	N/A
Destruction/Damage/Vandalism of Property	20	N/A
Drug/Narcotic Violations	49	N/A
False Pretenses/Swindle/Confidence Game	2	N/A
Impersonation	2	N/A
Intimidation	10	N/A
Motor Vehicle Theft	5	N/A
Murder and Nonnegligent Manslaughter	1	N/A
Robbery	1	N/A
Simple Assault	8	N/A
Stolen Property Offenses	2	N/A

Theft From Building	6	N/A
Theft From Motor Vehicle	1	N/A
Theft of Motor Vehicle Parts/Accessories	6	N/A
Weapon Law Violations	7	N/A

Upperglade SP	<u>Index Offense Count</u>	<u>Crime Rate</u>	<u>Population</u>
	86		

## Wetzel

### Hundred SP

<u>Offense</u>	<u>Offense Count</u>	<u>Crime Rate (per 1,000 persons)</u>
Aggravated Assault	8	N/A
All Other Larceny	18	N/A
Arson	2	N/A
Burglary/Breaking & Entering	20	N/A
Credit Card/Automatic Teller Fraud	2	N/A
Destruction/Damage/Vandalism of Property	17	N/A
Drug/Narcotic Violations	9	N/A
False Pretenses/Swindle/Confidence Game	12	N/A
Intimidation	6	N/A
Motor Vehicle Theft	9	N/A
Shoplifting	2	N/A
Simple Assault	33	N/A
Stolen Property Offenses	1	N/A
Theft From Building	4	N/A
Theft From Motor Vehicle	1	N/A
Theft of Motor Vehicle Parts/Accessories	3	N/A

Hundred SP	<u>Index Offense Count</u>	<u>Crime Rate</u>	<u>Population</u>
	65		

### New Martinsville PD

<u>Offense</u>	<u>Offense Count</u>	<u>Crime Rate (per 1,000 persons)</u>
Aggravated Assault	7	1.32
All Other Larceny	35	6.61
Burglary/Breaking & Entering	37	6.99
Counterfeiting/Forgery	15	2.83
Destruction/Damage/Vandalism of Property	33	6.24
Drug/Narcotic Violations	6	1.13
False Pretenses/Swindle/Confidence Game	4	0.76
Impersonation	2	0.38
Intimidation	6	1.13
Motor Vehicle Theft	3	0.57
Robbery	1	0.19
Sexual Assault With An Object	2	0.38
Shoplifting	10	1.89
Simple Assault	27	5.10
Theft From Building	1	0.19



Theft From Motor Vehicle	7	1.32
--------------------------	---	------

New Martinsville PD	<u>Index Offense Count</u> 101	<u>Crime Rate</u> 19.09	<u>Population</u> 5,292
---------------------	-----------------------------------	----------------------------	----------------------------

### Paden City SP

<u>Offense</u>	<u>Offense Count</u>	<u>Crime Rate (per 1,000 persons)</u>
Aggravated Assault	6	N/A
All Other Larceny	12	N/A
Arson	2	N/A
Burglary/Breaking & Entering	16	N/A
Counterfeiting/Forgery	4	N/A
Credit Card/Automatic Teller Fraud	1	N/A
Destruction/Damage/Vandalism of Property	12	N/A
Drug/Narcotic Violations	10	N/A
False Pretenses/Swindle/Confidence Game	4	N/A
Forcible Fondling	1	N/A
Forcible Rape	1	N/A
Forcible Sodomy	1	N/A
Impersonation	1	N/A
Intimidation	6	N/A
Motor Vehicle Theft	2	N/A
Shoplifting	1	N/A
Simple Assault	16	N/A
Theft of Motor Vehicle Parts/Accessories	1	N/A
Weapon Law Violations	1	N/A

Paden City SP	<u>Index Offense Count</u> 39	<u>Crime Rate</u>	<u>Population</u>
---------------	----------------------------------	-------------------	-------------------

### Wetzel Co SO

<u>Offense</u>	<u>Offense Count</u>	<u>Crime Rate (per 1,000 persons)</u>
Aggravated Assault	4	0.44
All Other Larceny	9	1.00
Burglary/Breaking & Entering	3	0.33
Counterfeiting/Forgery	2	0.22
Destruction/Damage/Vandalism of Property	5	0.56
Shoplifting	1	0.11
Simple Assault	5	0.56

Wetzel Co SO	<u>Index Offense Count</u> 17	<u>Crime Rate</u> 1.89	<u>Population</u> 8,994
--------------	----------------------------------	---------------------------	----------------------------

## Wirt

---

### Elizabeth SP

<u>Offense</u>	<u>Offense Count</u>	<u>Crime Rate (per 1,000 persons)</u>
Aggravated Assault	6	N/A
All Other Larceny	28	N/A
Burglary/Breaking & Entering	25	N/A

Counterfeiting/Forgery	3	N/A
Credit Card/Automatic Teller Fraud	1	N/A
Destruction/Damage/Vandalism of Property	30	N/A
Drug/Narcotic Violations	14	N/A
False Pretenses/Swindle/Confidence Game	14	N/A
Forcible Fondling	3	N/A
Impersonation	1	N/A
Intimidation	3	N/A
Motor Vehicle Theft	3	N/A
Sexual Assault With An Object	2	N/A
Shoplifting	1	N/A
Simple Assault	29	N/A
Statutory Rape	2	N/A
Stolen Property Offenses	1	N/A
Weapon Law Violations	1	N/A

	<u>Index Offense Count</u>	<u>Crime Rate</u>	<u>Population</u>
Elizabeth SP	63		

## Wirt Co SO

<u>Offense</u>	<u>Offense Count</u>	<u>Crime Rate (per 1,000 persons)</u>
Aggravated Assault	23	3.99
All Other Larceny	15	2.60
Arson	2	0.35
Burglary/Breaking & Entering	17	2.95
Counterfeiting/Forgery	3	0.52
Credit Card/Automatic Teller Fraud	1	0.17
Destruction/Damage/Vandalism of Property	19	3.30
Drug/Narcotic Violations	5	0.87
False Pretenses/Swindle/Confidence Game	3	0.52
Forcible Rape	1	0.17
Impersonation	1	0.17
Intimidation	6	1.04
Motor Vehicle Theft	6	1.04
Shoplifting	1	0.17
Simple Assault	2	0.35
Stolen Property Offenses	1	0.17
Theft From Building	1	0.17
Theft From Motor Vehicle	2	0.35
Theft of Motor Vehicle Parts/Accessories	10	1.74

	<u>Index Offense Count</u>	<u>Crime Rate</u>	<u>Population</u>
Wirt Co SO	76	13.19	5,762

## Wood

### DNR - 6 - Wood

<u>Offense</u>	<u>Offense Count</u>	<u>Crime Rate (per 1,000 persons)</u>
Drug/Narcotic Violations	11	N/A

Simple Assault	1	N/A
Weapon Law Violations	1	N/A

DNR - 6 - Wood	<u>Index Offense Count</u>	<u>Crime Rate</u>	<u>Population</u>
	0		

## Parkersburg PD

<u>Offense</u>	<u>Offense Count</u>	<u>Crime Rate (per 1,000 persons)</u>
Aggravated Assault	85	2.69
All Other Larceny	587	18.60
Arson	26	0.82
Burglary/Breaking & Entering	441	13.97
Counterfeiting/Forgery	56	1.77
Credit Card/Automatic Teller Fraud	67	2.12
Destruction/Damage/Vandalism of Property	624	19.77
Drug/Narcotic Violations	144	4.56
Embezzlement	8	0.25
False Pretenses/Swindle/Confidence Game	68	2.15
Forcible Fondling	16	0.51
Forcible Rape	21	0.67
Impersonation	9	0.29
Intimidation	88	2.79
Kidnaping/Abduction	6	0.19
Motor Vehicle Theft	72	2.28
Murder and Nonnegligent Manslaughter	1	0.03
Pocket-picking	4	0.13
Pornography/Obscene Material	6	0.19
Purse-snatching	3	0.10
Robbery	23	0.73
Shoplifting	261	8.27
Simple Assault	453	14.35
Stolen Property Offenses	13	0.41
Theft From Building	88	2.79
Theft From Coin Operated Machine or Device	5	0.16
Theft From Motor Vehicle	300	9.51
Theft of Motor Vehicle Parts/Accessories	9	0.29
Weapon Law Violations	15	0.48

Parkersburg PD	<u>Index Offense Count</u>	<u>Crime Rate</u>	<u>Population</u>
	1,900	60.21	31,558

## Parkersburg SP

<u>Offense</u>	<u>Offense Count</u>	<u>Crime Rate (per 1,000 persons)</u>
Aggravated Assault	3	N/A
All Other Larceny	58	N/A
Burglary/Breaking & Entering	18	N/A
Counterfeiting/Forgery	5	N/A
Credit Card/Automatic Teller Fraud	4	N/A
Destruction/Damage/Vandalism of Property	26	N/A

Drug Equipment Violations	3	N/A
Drug/Narcotic Violations	94	N/A
Embezzlement	3	N/A
False Pretenses/Swindle/Confidence Game	15	N/A
Forcible Fondling	2	N/A
Forcible Rape	1	N/A
Impersonation	2	N/A
Motor Vehicle Theft	9	N/A
Pornography/Obscene Material	1	N/A
Sexual Assault With An Object	3	N/A
Shoplifting	1	N/A
Simple Assault	23	N/A
Stolen Property Offenses	2	N/A
Theft From Motor Vehicle	10	N/A
Theft of Motor Vehicle Parts/Accessories	1	N/A
Weapon Law Violations	2	N/A

	<u>Index Offense Count</u>	<u>Crime Rate</u>	<u>Population</u>
Parkersburg SP	101		

### tf Parkersburg Vio Crime Narc

<u>Offense</u>	<u>Offense Count</u>	<u>Crime Rate (per 1,000 persons)</u>
Drug/Narcotic Violations	64	N/A

	<u>Index Offense Count</u>	<u>Crime Rate</u>	<u>Population</u>
tf Parkersburg Vio Crime Narc	0		

### Vienna PD

<u>Offense</u>	<u>Offense Count</u>	<u>Crime Rate (per 1,000 persons)</u>
Aggravated Assault	9	0.84
All Other Larceny	106	9.84
Burglary/Breaking & Entering	19	1.76
Counterfeiting/Forgery	8	0.74
Credit Card/Automatic Teller Fraud	13	1.21
Destruction/Damage/Vandalism of Property	26	2.41
Drug Equipment Violations	1	0.09
Drug/Narcotic Violations	23	2.14
Embezzlement	6	0.56
False Pretenses/Swindle/Confidence Game	6	0.56
Forcible Fondling	1	0.09
Forcible Rape	1	0.09
Impersonation	1	0.09
Intimidation	8	0.74
Motor Vehicle Theft	3	0.28
Robbery	3	0.28
Shoplifting	139	12.91
Simple Assault	61	5.66
Theft From Motor Vehicle	29	2.69
Theft of Motor Vehicle Parts/Accessories	1	0.09

Weapon Law Violations	1	0.09
-----------------------	---	------

Vienna PD	<u>Index Offense Count</u> 310	<u>Crime Rate</u> 28.78	<u>Population</u> 10,770
-----------	-----------------------------------	----------------------------	-----------------------------

### Williamstown PD

<u>Offense</u>	<u>Offense Count</u>	<u>Crime Rate (per 1,000 persons)</u>
Aggravated Assault	2	0.69
Theft From Motor Vehicle	1	0.34

Williamstown PD	<u>Index Offense Count</u> 3	<u>Crime Rate</u> 1.03	<u>Population</u> 2,911
-----------------	---------------------------------	---------------------------	----------------------------

### Wood Co SO

<u>Offense</u>	<u>Offense Count</u>	<u>Crime Rate (per 1,000 persons)</u>
Aggravated Assault	84	2.01
All Other Larceny	201	4.80
Arson	2	0.05
Burglary/Breaking & Entering	120	2.87
Counterfeiting/Forgery	18	0.43
Credit Card/Automatic Teller Fraud	11	0.26
Destruction/Damage/Vandalism of Property	146	3.49
Drug Equipment Violations	1	0.02
Drug/Narcotic Violations	43	1.03
Embezzlement	1	0.02
Extortion/Blackmail	1	0.02
False Pretenses/Swindle/Confidence Game	17	0.41
Forcible Fondling	7	0.17
Forcible Rape	7	0.17
Forcible Sodomy	1	0.02
Impersonation	3	0.07
Intimidation	14	0.33
Kidnaping/Abduction	1	0.02
Motor Vehicle Theft	25	0.60
Pornography/Obscene Material	1	0.02
Robbery	7	0.17
Sexual Assault With An Object	5	0.12
Shoplifting	19	0.45
Simple Assault	74	1.77
Statutory Rape	1	0.02
Stolen Property Offenses	6	0.14
Theft From Building	18	0.43
Theft From Motor Vehicle	39	0.93
Theft of Motor Vehicle Parts/Accessories	3	0.07
Weapon Law Violations	7	0.17

Wood Co SO	<u>Index Offense Count</u> 523	<u>Crime Rate</u> 12.49	<u>Population</u> 41,883
------------	-----------------------------------	----------------------------	-----------------------------

# Wyoming

## Jesse SP

<u>Offense</u>	<u>Offense Count</u>	<u>Crime Rate (per 1,000 persons)</u>
Aggravated Assault	7	N/A
All Other Larceny	22	N/A
Arson	1	N/A
Burglary/Breaking & Entering	8	N/A
Counterfeiting/Forgery	4	N/A
Credit Card/Automatic Teller Fraud	1	N/A
Destruction/Damage/Vandalism of Property	10	N/A
Drug/Narcotic Violations	34	N/A
False Pretenses/Swindle/Confidence Game	2	N/A
Forcible Fondling	2	N/A
Forcible Rape	1	N/A
Intimidation	8	N/A
Motor Vehicle Theft	4	N/A
Simple Assault	10	N/A
Stolen Property Offenses	2	N/A
Theft From Building	1	N/A
Theft From Motor Vehicle	4	N/A
Theft of Motor Vehicle Parts/Accessories	1	N/A
Weapon Law Violations	1	N/A

	<u>Index Offense Count</u>	<u>Crime Rate</u>	<u>Population</u>
Jesse SP	48		

## Oceana PD

<u>Offense</u>	<u>Offense Count</u>	<u>Crime Rate (per 1,000 persons)</u>
Aggravated Assault	34	24.78
All Other Larceny	49	35.71
Burglary/Breaking & Entering	16	11.66
Counterfeiting/Forgery	9	6.56
Credit Card/Automatic Teller Fraud	1	0.73
Destruction/Damage/Vandalism of Property	31	22.59
Drug/Narcotic Violations	28	20.41
False Pretenses/Swindle/Confidence Game	10	7.29
Forcible Fondling	1	0.73
Forcible Rape	1	0.73
Intimidation	1	0.73
Motor Vehicle Theft	2	1.46
Robbery	2	1.46
Shoplifting	47	34.26
Simple Assault	1	0.73
Stolen Property Offenses	2	1.46
Theft From Motor Vehicle	1	0.73
Weapon Law Violations	1	0.73

Oceana PD	<u>Index Offense Count</u> 152	<u>Crime Rate</u> 110.79	<u>Population</u> 1,372
-----------	-----------------------------------	-----------------------------	----------------------------

## Wyoming Co SO

<u>Offense</u>	<u>Offense Count</u>	<u>Crime Rate (per 1,000 persons)</u>
Aggravated Assault	31	1.56
All Other Larceny	128	6.45
Arson	2	0.10
Burglary/Breaking & Entering	106	5.34
Counterfeiting/Forgery	2	0.10
Credit Card/Automatic Teller Fraud	4	0.20
Destruction/Damage/Vandalism of Property	41	2.07
Drug/Narcotic Violations	3	0.15
False Pretenses/Swindle/Confidence Game	2	0.10
Forcible Rape	2	0.10
Intimidation	4	0.20
Motor Vehicle Theft	18	0.91
Murder and Nonnegligent Manslaughter	1	0.05
Robbery	5	0.25
Shoplifting	1	0.05
Simple Assault	32	1.61
Stolen Property Offenses	2	0.10
Theft From Building	2	0.10
Theft From Motor Vehicle	3	0.15
Theft of Motor Vehicle Parts/Accessories	18	0.91
Weapon Law Violations	3	0.15

Wyoming Co SO	<u>Index Offense Count</u> 315	<u>Crime Rate</u> 15.87	<u>Population</u> 19,846
---------------	-----------------------------------	----------------------------	-----------------------------

# SECTION I



# Number of Criminal Incidents, Offenses, Persons Victimized and Offenders Known to Law Enforcement

2012

COUNTY	AGENCY	Population	Incidents	Offenses	Victims	Offenders
<b><u>Barbour</u></b>						
	Barbour Co SO	11,651	44	66	42	30
	Belington PD	1,914	34	37	26	19
	Philippi PD	2,955	100	161	124	119
	DNR - 1 - Barbour	0	2	2	0	2
	Philippi SP	0	134	175	124	109
		<b>16,520</b>	<b>304</b>	<b>441</b>	<b>316</b>	<b>279</b>

## **Berkeley**

	Berkeley Co SO	88,266	2,242	2,786	2,137	1,654
	Martinsburg PD	17,487	1,783	2,718	1,308	2,170
	DNR - 2 - Berkeley	0	1	1	0	1
	tf Eastern Panhandle Drug & Vio	0	193	262	0	262
	Martinsburg SP	0	1,661	2,264	1,526	1,669
		<b>105,753</b>	<b>5,880</b>	<b>8,031</b>	<b>4,971</b>	<b>5,756</b>

## **Boone**

	Boone Co SO	20,037	217	218	215	149
	DNR - 5 - Boone	0	1	1	0	1
	Madison SP	0	534	650	386	478
	Whitesville SP	0	169	270	195	268
		<b>20,037</b>	<b>921</b>	<b>1,139</b>	<b>796</b>	<b>896</b>

## **Braxton**

	Braxton Co SO	12,079	143	148	118	147
	Sutton SP	0	318	437	228	356
		<b>12,079</b>	<b>461</b>	<b>585</b>	<b>346</b>	<b>503</b>

# Number of Criminal Incidents, Offenses, Persons Victimized and Offenders Known to Law Enforcement

2012

COUNTY	AGENCY	Population	Incidents	Offenses	Victims	Offenders
<b><u>Brooke</u></b>						
	Brooke Co SO	13,098	175	213	190	213
	Follansbee PD	2,957	11	11	11	11
	Wellsburg PD	2,778	78	106	62	106
	Wellsburg SP	0	59	66	41	66
		<b>18,833</b>	<b>323</b>	<b>396</b>	<b>304</b>	<b>396</b>

<b><u>Cabell</u></b>						
	Cabell CO SO	44,894	1,358	2,049	1,464	1,446
	Barboursville PD	3,976	508	717	234	575
	Huntington PD	49,254	5,167	5,594	4,603	2,472
	Milton PD	2,422	172	239	145	226
	Marshall Univ Police	0	164	248	136	247
	DNR - 5 - Cabell	0	1	1	0	1
	tf Huntington Drug & Vio Crime	0	52	109	2	109
	Huntington SP	0	1,173	1,436	787	1,041
		<b>100,546</b>	<b>8,392</b>	<b>10,393</b>	<b>7,371</b>	<b>6,117</b>

<b><u>Calhoun</u></b>						
	DNR - 6 - Calhoun	0	4	4	1	4
	Grantsville SP	0	205	257	186	200
			<b>209</b>	<b>261</b>	<b>187</b>	<b>204</b>

<b><u>Clay</u></b>						
	Clay SP	0	199	206	133	143
			<b>199</b>	<b>206</b>	<b>133</b>	<b>143</b>

# Number of Criminal Incidents, Offenses, Persons Victimized and Offenders Known to Law Enforcement

2012

COUNTY	AGENCY	Population	Incidents	Offenses	Victims	Offenders
<b><u>Doddridge</u></b>						
	Doddridge Co SO	7,350	107	114	100	83
	West Union PD	821	12	17	7	17
	West Union SP	0	89	90	69	61
		<b>8,171</b>	<b>208</b>	<b>221</b>	<b>176</b>	<b>161</b>

## **Fayette**

	Fayette Co SO	29,986	1,003	1,415	1,141	859
	Fayetteville PD	2,870	245	319	91	319
	Mount Hope PD	1,400	64	77	54	49
	Oak Hill PD	7,672	309	415	252	415
	WVU Tech-Security	0	23	34	22	32
	DNR - 4 - Fayette	0	1	1	0	1
	Gauley Bridge PD	610	2	2	2	2
	Gauley Bridge SP	0	107	127	94	80
	Oak Hill SP	0	454	512	278	373
	Turnpike - Fayette	0	21	22	0	22
		<b>42,538</b>	<b>2,226</b>	<b>2,924</b>	<b>1,934</b>	<b>2,152</b>

## **Kanawha**

	ICAC Unit	0	13	15	0	14
			<b>13</b>	<b>15</b>	<b>0</b>	<b>14</b>

## **Gilmer**

	Glenville PD	1,538	35	41	30	41
	Glenville SP	0	139	233	172	232
		<b>1,538</b>	<b>174</b>	<b>274</b>	<b>202</b>	<b>273</b>

# Number of Criminal Incidents, Offenses, Persons Victimized and Offenders Known to Law Enforcement

2012

COUNTY	AGENCY	Population	Incidents	Offenses	Victims	Offenders
<b><u>Grant</u></b>						
	Grant Co SO	9,139	66	71	47	70
	tf Potomac Highland Drug & Vio	0	84	103	0	103
	Petersburg SP	0	150	236	196	186
		<b>9,139</b>	<b>300</b>	<b>410</b>	<b>243</b>	<b>359</b>

## **Greenbrier**

	Greenbrier Co SO	25,186	216	225	171	222
	Lewisburg PD	3,859	345	384	177	384
	Rainelle PD	1,519	4	6	4	6
	Ronceverte PD	1,781	42	46	38	46
	White Sulphur Springs PD	2,464	9	13	9	13
	DNR - 4 - Greenbrier	0	1	1	0	1
	Lewisburg SP	0	275	312	192	209
	Rainelle SP	0	184	223	145	137
		<b>34,809</b>	<b>1,076</b>	<b>1,210</b>	<b>736</b>	<b>1,018</b>

## **Hampshire**

	Hampshire Co SO	21,625	333	489	382	306
	Romney PD	1,837	3	10	6	10
	DNR - 2 - Hampshire	0	3	3	0	3
	Romney SP	0	387	668	443	668
		<b>23,462</b>	<b>724</b>	<b>1,170</b>	<b>831</b>	<b>987</b>

# Number of Criminal Incidents, Offenses, Persons Victimized and Offenders Known to Law Enforcement

2012

COUNTY	AGENCY	Population	Incidents	Offenses	Victims	Offenders
<b><u>Hancock</u></b>						
	Hancock Co SO	11,225	76	92	81	92
	Weirton PD	19,652	717	833	552	833
	New Cumberland PD	1,100	1	2	2	2
	tf Hancock-Brooke Drug	0	15	22	1	22
	New Cumberland SP	0	50	51	44	38
		<b>31,977</b>	<b>859</b>	<b>1,000</b>	<b>680</b>	<b>987</b>

<b><u>Hardy</u></b>						
	Hardy Co SO	11,119	74	103	67	71
	Moorefield PD	2,523	97	132	65	114
	DNR - 2 - Hardy	0	3	3	0	3
	Moorefield SP	0	165	248	177	200
		<b>13,642</b>	<b>314</b>	<b>486</b>	<b>309</b>	<b>388</b>

<b><u>Harrison</u></b>						
	Harrison Co SO	35,071	734	1,038	716	708
	Bridgeport PD	8,200	491	657	282	473
	Clarksburg PD	16,649	1,438	1,877	1,260	1,377
	Shinnston PD	2,213	109	143	75	111
	Nutter Fort PD	1,602	26	37	29	27
	Lumberport PD	884	24	31	10	30
	DNR - 1 - Harrison	0	5	5	0	5
	tf Harrison Co Drug & Vio Crime	0	72	73	0	73
	Bridgeport SP	0	446	569	463	569
		<b>64,619</b>	<b>3,326</b>	<b>4,430</b>	<b>2,835</b>	<b>3,373</b>

# Number of Criminal Incidents, Offenses, Persons Victimized and Offenders Known to Law Enforcement

2012

<b>COUNTY</b>	<b>AGENCY</b>	<b>Population</b>	<b>Incidents</b>	<b>Offenses</b>	<b>Victims</b>	<b>Offenders</b>
<b><u>Jackson</u></b>						
	Jackson Co SO	22,111	99	100	93	66
	Ravenswood PD	3,876	186	247	150	245
	Ripley PD	3,255	34	36	28	26
	DNR - 6 - Jackson	0	7	7	0	7
	Ripley SP	0	291	404	257	404
		<b>29,242</b>	<b>617</b>	<b>794</b>	<b>528</b>	<b>748</b>

**Jefferson**

	Jefferson Co SO	41,278	764	797	643	783
	Charles Town PD	5,337	104	108	80	100
	Shepherdstown PD	1,749	36	47	33	47
	Harpers Ferry PD	1,350	19	22	16	19
	DNR - 2 - Jefferson	0	2	2	0	2
	Shepherd University	0	59	79	51	79
	Kearneysville SP	0	726	990	656	728
		<b>49,714</b>	<b>1,710</b>	<b>2,045</b>	<b>1,479</b>	<b>1,758</b>

# Number of Criminal Incidents, Offenses, Persons Victimized and Offenders Known to Law Enforcement

2012

COUNTY	AGENCY	Population	Incidents	Offenses	Victims	Offenders
<b><u>Kanawha</u></b>						
	Kanawha Co SO	92,891	3,484	5,662	4,226	4,308
	Charleston PD	51,178	6,237	10,215	6,356	8,018
	Dunbar PD	7,876	546	936	645	708
	Nitro PD	7,163	532	758	352	579
	St Albans PD	11,001	817	1,163	671	818
	South Charleston PD	13,396	1,261	2,387	1,276	1,895
	Marmet PD	1,498	43	51	36	46
	East Bank PD	955	11	13	12	9
	Glasgow PD	901	40	42	38	38
	Cedar Grove PD	993	63	74	54	70
	WV State University	0	54	61	42	35
	FIRE MARSHAL - Kanawha	0	27	30	10	6
	Kanawha Co Parks	0	4	4	2	4
	tf Metro Drug Enforcement	0	218	325	3	316
	Quincy SP	0	547	783	314	636
	So Charleston SP	0	1,284	1,791	1,125	1,199
	Turnpike - Kanawha	0	45	51	4	51
	BCI - SO Charleston	0	27	28	2	27
		<b>187,852</b>	<b>15,240</b>	<b>24,374</b>	<b>15,168</b>	<b>18,763</b>

# Number of Criminal Incidents, Offenses, Persons Victimized and Offenders Known to Law Enforcement

2012

COUNTY	AGENCY	Population	Incidents	Offenses	Victims	Offenders
<b><u>Lewis</u></b>						
	Lewis Co SO	12,309	94	113	51	108
	Weston PD	4,107	33	36	25	36
	Weston SP	0	278	609	487	518
		<b>16,416</b>	<b>405</b>	<b>758</b>	<b>563</b>	<b>662</b>

## **Lincoln**

	Lincoln Co SO	20,417	5	6	3	4
	Hamlin PD	1,134	71	81	63	59
	Hamlin SP	0	734	1,037	664	738
		<b>21,551</b>	<b>810</b>	<b>1,124</b>	<b>730</b>	<b>801</b>

## **Logan**

	Logan Co SO	31,978	105	153	106	126
	Chapmanville PD	1,222	134	141	45	140
	DNR - 5 - Logan	0	1	1	0	1
	tf U S 119 Task Force	0	54	81	0	81
	Logan SP	0	1,154	1,668	1,007	1,663
		<b>33,200</b>	<b>1,448</b>	<b>2,044</b>	<b>1,158</b>	<b>2,011</b>

## **McDowell**

	McDowell Co SO	15,417	270	393	313	393
	Welch PD	2,366	55	63	35	63
	Welch SP	0	454	550	386	425
		<b>17,783</b>	<b>779</b>	<b>1,006</b>	<b>734</b>	<b>881</b>



# Number of Criminal Incidents, Offenses, Persons Victimized and Offenders Known to Law Enforcement

2012

COUNTY	AGENCY	Population	Incidents	Offenses	Victims	Offenders
<b><u>Marion</u></b>						
	Marion Co SO	31,064	336	498	302	415
	Fairmont PD	18,764	741	941	726	941
	Monongah PD	1,050	3	3	1	3
	DNR - 1 - Marion	0	2	2	0	2
	Fairmont Campus Police	0	93	151	92	151
	TF--3 RIVERS	0	12	12	0	12
	Fairmont SP	0	232	292	186	292
	BCI - Fairmont	0	28	36	0	36
		<b>50,878</b>	<b>1,446</b>	<b>1,935</b>	<b>1,307</b>	<b>1,852</b>

## **Marshall**

	Marshall Co SO	17,529	395	540	440	324
	Benwood PD	1,406	4	4	3	4
	Glen Dale PD	1,511	64	102	68	102
	Moundsville PD	9,234	1,114	1,299	871	1,299
	DNR - 1 - Marshall	0	1	1	0	1
	Moundsville SP	0	179	200	94	200
		<b>29,680</b>	<b>1,756</b>	<b>2,146</b>	<b>1,476</b>	<b>1,930</b>

## **Mason**

	Mason Co SO	19,550	222	222	193	91
	Point Pleasant PD	4,343	268	327	251	327
	Mason PD	966	20	21	12	16
	Point Pleasant SP	0	247	288	189	287
		<b>24,859</b>	<b>757</b>	<b>858</b>	<b>645</b>	<b>721</b>

# Number of Criminal Incidents, Offenses, Persons Victimized and Offenders Known to Law Enforcement

2012

<b>COUNTY</b>	<b>AGENCY</b>	<b>Population</b>	<b>Incidents</b>	<b>Offenses</b>	<b>Victims</b>	<b>Offenders</b>
<b><u>Mercer</u></b>						
	Mercer Co SO	43,893	839	1,187	862	1,186
	Bluefield PD	10,482	182	265	204	180
	Princeton PD	6,453	939	1,349	848	876
	Concord College Security	0	29	30	24	24
	DNR - 4 - Mercer	0	2	2	0	2
	Princeton SP	0	1,027	1,182	862	736
	Turnpike - Mercer	0	20	20	3	18
	BCI - Bluefield	0	163	180	0	180
		<b>60,828</b>	<b>3,201</b>	<b>4,215</b>	<b>2,803</b>	<b>3,202</b>

<b><u>Mineral</u></b>						
	Mineral Co SO	21,221	187	286	149	286
	Keyser PD	5,421	239	333	198	333
	Ridgeley PD	675	4	4	4	1
	Potomac State College Police	0	32	32	14	12
	Keyser SP	0	607	932	683	932
		<b>27,317</b>	<b>1,069</b>	<b>1,587</b>	<b>1,048</b>	<b>1,564</b>

<b><u>Mingo</u></b>						
	Mingo Co SO	21,496	83	95	75	73
	Williamson PD	3,164	115	154	104	110
	DNR - 5 - Mingo	0	2	4	0	4
	Williamson SP	0	454	683	593	551
	Gilbert SP	0	174	278	210	275
		<b>24,660</b>	<b>828</b>	<b>1,214</b>	<b>982</b>	<b>1,013</b>

# Number of Criminal Incidents, Offenses, Persons Victimized and Offenders Known to Law Enforcement

2012

COUNTY	AGENCY	Population	Incidents	Offenses	Victims	Offenders
<b><u>Monongalia</u></b>						
	Monongalia Co SO	61,473	666	912	553	629
	Morgantown PD	30,294	1,817	2,910	1,782	1,872
	Westover PD	4,088	32	42	30	28
	WV University - Police	0	498	616	309	313
	Morgantown SP	0	1,381	1,801	1,274	1,605
		<b>95,855</b>	<b>4,385</b>	<b>6,281</b>	<b>3,948</b>	<b>4,447</b>

## **Monroe**

	Monroe Co SO	13,333	179	187	169	186
	Alderson PD	1,193	58	67	50	65
	Union SP	0	151	196	145	165
		<b>14,526</b>	<b>388</b>	<b>450</b>	<b>364</b>	<b>416</b>

## **Morgan**

	Morgan Co SO	16,404	422	458	255	457
	DNR - 2 - Morgan	0	1	1	0	1
	Berkeley Springs SP	0	286	376	292	376
		<b>16,404</b>	<b>709</b>	<b>835</b>	<b>547</b>	<b>834</b>

## **Nicholas**

	Nicholas Co SO	20,639	461	898	673	720
	Summersville PD	3,576	239	378	159	301
	tf Central WV Drug	0	114	126	1	126
	Richwood SP	0	86	143	62	143
	Summersville SP	0	147	240	82	192
		<b>24,215</b>	<b>1,047</b>	<b>1,785</b>	<b>977</b>	<b>1,482</b>

# Number of Criminal Incidents, Offenses, Persons Victimized and Offenders Known to Law Enforcement

2012

COUNTY	AGENCY	Population	Incidents	Offenses	Victims	Offenders
<b><u>Ohio</u></b>						
	Ohio Co SO	10,773	440	567	253	326
	Wheeling PD	28,356	1,792	2,292	1,763	1,413
	Triadelphia PD	804	2	2	1	2
	Bethlehem PD	2,486	7	11	6	6
	West Liberty PD	1,540	1	1	1	0
	West Liberty College	0	7	7	7	1
	DNR - 1 - Ohio	0	1	1	0	1
	tf Ohio Valley Drug & Vio Crime	0	40	51	0	49
	Wheeling SP	0	207	249	88	228
		<b>43,959</b>	<b>2,490</b>	<b>3,181</b>	<b>2,119</b>	<b>2,026</b>

## **Pendleton**

	DNR - 2 - Pendleton	0	2	2	0	2
	Franklin SP	0	124	225	108	180
			<b>126</b>	<b>227</b>	<b>108</b>	<b>182</b>

## **Pleasants**

	Pleasants Co SO	5,750	3	3	2	3
	DNR - 6 - Pleasants	0	1	1	0	1
	St Marys SP	0	100	116	85	116
		<b>5,750</b>	<b>104</b>	<b>120</b>	<b>87</b>	<b>120</b>

## **Pocahontas**

	Pocahontas Co SO	7,724	11	15	11	10
	Marlinton SP	0	221	331	250	321
		<b>7,724</b>	<b>232</b>	<b>346</b>	<b>261</b>	<b>331</b>

# Number of Criminal Incidents, Offenses, Persons Victimized and Offenders Known to Law Enforcement

2012

COUNTY	AGENCY	Population	Incidents	Offenses	Victims	Offenders
<b><u>Preston</u></b>						
	Preston Co SO	27,245	355	479	321	263
	Terra Alta PD	1,487	5	5	5	1
	DNR - 1 - Preston	0	5	5	1	5
	Kingwood SP	0	461	663	430	663
		<b>28,732</b>	<b>826</b>	<b>1,152</b>	<b>757</b>	<b>932</b>

## **Putnam**

	Putnam Co SO	43,669	792	1,134	900	734
	Hurricane PD	6,333	410	564	263	404
	Winfield PD	2,322	18	19	15	19
	Eleanor PD	1,533	1	1	1	1
	Winfield SP	0	391	642	368	476
		<b>53,857</b>	<b>1,612</b>	<b>2,360</b>	<b>1,547</b>	<b>1,634</b>

## **Raleigh**

	Raleigh Co SO	58,520	2,210	3,997	3,025	3,192
	Beckley PD	17,675	3,245	5,275	3,303	3,859
	Sophia PD	1,348	197	268	162	231
	DNR - 4 - Raleigh	0	3	3	0	3
	Beckley SP	0	869	1,314	702	963
	Turnpike - Raleigh	0	89	109	15	103
	BCI - Beckley	0	83	108	1	108
		<b>77,543</b>	<b>6,696</b>	<b>11,074</b>	<b>7,208</b>	<b>8,459</b>

# Number of Criminal Incidents, Offenses, Persons Victimized and Offenders Known to Law Enforcement

2012

<b>COUNTY</b>	<b>AGENCY</b>	<b>Population</b>	<b>Incidents</b>	<b>Offenses</b>	<b>Victims</b>	<b>Offenders</b>
<b><u>Randolph</u></b>						
	Randolph Co SO	22,358	128	195	131	121
	Elkins PD	7,108	565	783	546	403
	Elkins SP	0	731	1,082	711	693
		<b>29,466</b>	<b>1,412</b>	<b>2,060</b>	<b>1,388</b>	<b>1,217</b>

<b><u>Ritchie</u></b>						
	Ritchie Co SO	7,284	105	154	111	114
	Harrisville PD	1,850	21	25	14	19
	Pennsboro PD	1,161	10	10	7	10
	DNR - 6 - Ritchie	0	1	1	0	1
	Harrisville SP	0	173	195	110	195
		<b>10,295</b>	<b>310</b>	<b>385</b>	<b>242</b>	<b>339</b>

<b><u>Roane</u></b>						
	Roane Co SO	12,547	188	218	155	157
	Spencer PD	2,311	148	172	92	172
	Spencer SP	0	190	233	122	196
		<b>14,858</b>	<b>526</b>	<b>623</b>	<b>369</b>	<b>525</b>

<b><u>Summers</u></b>						
	Summers Co SO	11,203	71	71	63	71
	Hinton PD	2,664	326	363	273	363
	Hinton SP	0	163	225	179	225
		<b>13,867</b>	<b>560</b>	<b>659</b>	<b>515</b>	<b>659</b>

# Number of Criminal Incidents, Offenses, Persons Victimized and Offenders Known to Law Enforcement

2012

COUNTY	AGENCY	Population	Incidents	Offenses	Victims	Offenders
<b><u>Taylor</u></b>						
	Taylor Co SO	11,745	24	31	24	23
	Grafton PD	5,171	47	59	34	57
	Grafton SP	0	36	37	26	17
		<b>16,916</b>	<b>107</b>	<b>127</b>	<b>84</b>	<b>97</b>

<b><u>Tucker</u></b>						
	Tucker Co SO	5,569	33	45	34	22
	Parsons PD	1,452	24	24	15	19
	Parsons SP	0	110	160	95	126
		<b>7,021</b>	<b>167</b>	<b>229</b>	<b>144</b>	<b>167</b>

<b><u>Tyler</u></b>						
	Tyler Co SO	6,908	179	184	151	180
	Paden City PD	2,601	1	1	0	1
	Sistersville PD	1,383	47	48	32	41
		<b>10,892</b>	<b>227</b>	<b>233</b>	<b>183</b>	<b>222</b>

<b><u>Upshur</u></b>						
	Upshur Co SO	18,674	178	179	158	179
	Buckhannon PD	5,649	71	88	55	88
	Buckhannon SP	0	258	321	269	203
	BCI - Buckhannon	0	7	7	0	7
		<b>24,323</b>	<b>514</b>	<b>595</b>	<b>482</b>	<b>477</b>

# Number of Criminal Incidents, Offenses, Persons Victimized and Offenders Known to Law Enforcement

2012

COUNTY	AGENCY	Population	Incidents	Offenses	Victims	Offenders
<b><u>Wayne</u></b>						
	Wayne Co SO	31,486	291	382	312	255
	Ceredo PD	1,436	24	27	20	25
	Kenova PD	3,188	291	302	252	272
	Wayne PD	1,425	16	16	15	10
	Fort Gay PD	702	13	13	9	7
	Wayne SP	0	696	832	667	479
		<b>38,237</b>	<b>1,322</b>	<b>1,572</b>	<b>1,275</b>	<b>1,048</b>

**Webster**

	Upperglade SP	0	164	295	166	242
			<b>164</b>	<b>295</b>	<b>166</b>	<b>242</b>

**Wetzel**

	Wetzel Co SO	8,994	29	29	19	14
	New Martinsville PD	5,292	184	197	142	131
	Paden City SP	0	94	115	95	84
	Hundred SP	0	137	168	135	118
		<b>14,286</b>	<b>444</b>	<b>509</b>	<b>391</b>	<b>347</b>

**Wirt**

	Wirt Co SO	5,762	111	138	113	87
	Elizabeth SP	0	160	185	159	185
		<b>5,762</b>	<b>271</b>	<b>323</b>	<b>272</b>	<b>272</b>



# Number of Criminal Incidents, Offenses, Persons Victimized and Offenders Known to Law Enforcement

2012

COUNTY	AGENCY	Population	Incidents	Offenses	Victims	Offenders
<b><u>Wood</u></b>						
	Wood Co SO	41,883	798	1,078	814	556
	Parkersburg PD	31,558	3,153	4,254	3,134	2,196
	Vienna PD	10,770	440	602	280	371
	Williamstown PD	2,911	3	5	5	3
	DNR - 6 - Wood	0	13	13	1	13
	tf Parkersburg Vio Crime Narc	0	64	70	0	69
	Parkersburg SP	0	278	304	157	304
		<b>87,122</b>	<b>4,749</b>	<b>6,326</b>	<b>4,391</b>	<b>3,512</b>

## **Wyoming**

	Wyoming Co SO	19,846	410	429	369	205
	Oceana PD	1,372	206	345	146	294
	Jesse SP	0	116	133	63	99
		<b>21,218</b>	<b>732</b>	<b>907</b>	<b>578</b>	<b>598</b>

<b>Grand Total:</b>	<b>83,306</b>	<b>120,346</b>	<b>79,394</b>	<b>90,497</b>
---------------------	---------------	----------------	---------------	---------------

# Number of Incidents, Offenses, Persons Victimized and Known Offenders (*Crimes Against Persons*)

2012

<u>Offense Type</u>	Number of Incidents	Number of Offenses	Number of Persons Victimized	Number of Known Offenders
<b>CRIMES AGAINST PERSONS</b>				
Murder and Nonnegligent Manslaughter	62	105	98	98
Aggravated Assault	3,784	6,184	5,590	5,891
Simple Assault	12,769	17,888	16,539	17,597
Intimidation	2,772	3,756	2,909	3,644
Kidnaping/Abduction	116	165	163	153
Forcible Rape	381	449	448	414
Forcible Sodomy	87	106	105	99
Sexual Assault With An Object	230	274	272	248
Forcible Fondling	423	503	501	485
Incest	25	44	44	43
Statutory Rape	65	70	69	70
Others	3	3	3	3

**NOTES**

**Number of Incidents**-Incidents involving more than one offense type are included in each appropriate category.

**Number of Offenses**-Includes attempts. One offense is counted for each victim of crimes against persons and each incident of crime against society. For crimes against property, one offense is counted for each distinct operation.

**Number of Persons Victimized**-Victims of more than one offense within an incident are counted in each appropriate category. Society is always the victim in crimes against society.

**Number of Known Offenders**-Known means at least one characteristic (age, sex or race) was reported. Offenders of more than offense type are included in each appropriate category.

# Number of Incidents, Offenses, Persons Victimized and Known Offenders (Crimes Against Property)

## 2012

Offense Type	Number of Incidents	Number of Offenses	Number of Persons Victimized	Number of Known Offenders
<b><u>CRIMES AGAINST PROPERTY</u></b>				
Arson	358	467	314	244
Bribery	2	4	2	4
Burglary/Breaking & Entering	10,399	12,741	10,795	6,597
Counterfeiting/Forgery	1,660	2,160	1,332	1,806
Destruction/Damage/Vandalism of Property	11,913	14,661	11,339	8,359
Embezzlement	410	509	33	495
Extortion/Blackmail	7	7	7	5
False Pretenses/Swindle/Confidence Game	2,109	2,594	1,523	2,184
Credit Card/Automatic Teller Fraud	795	917	817	496
Impersonation	360	403	371	232
Welfare Fraud	5	9	3	8
Wire Fraud	44	47	45	39
Pocket-picking	36	41	36	32
Purse-snatching	77	83	80	56
Shoplifting	6,763	8,455	143	7,643
Theft From Building	1,719	1,981	1,499	1,284
Theft From Coin Operated Machine or Device	34	39	13	18
Theft From Motor Vehicle	4,230	4,823	4,463	1,479
Theft of Motor Vehicle Parts/Accessories	1,276	1,298	1,115	394
All Other Larceny	14,608	17,062	12,894	9,704
Motor Vehicle Theft	2,085	2,386	2,142	1,365
Robbery	787	1,359	1,135	1,046
Stolen Property Offenses	873	1,610	1,037	1,595

**NOTES**

**Number of Incidents**-Incidents involving more than one offense type are included in each appropriate category.

**Number of Offenses**-Includes attempts. One offense is counted for each victim of crimes against persons and each incident of crime against society. For crimes against property, one offense is counted for each distinct operation.

**Number of Persons Victimized**-Victims of more than one offense within an incident are counted in each appropriate category. Society is always the victim in crimes against society.

**Number of Known Offenders**-Known means at least one characteristic (age, sex or race) was reported. Offenders of more than offense type are included in each appropriate category.

# Number of Incidents, Offenses, Persons Victimized and Known Offenders (*Crimes Against Society*)

## 2012

Offense Type	Number of Incidents	Number of Offenses	Number of Persons Victimized	Number of Known Offenders
<b><u>CRIMES AGAINST SOCIETY</u></b>				
Drug/Narcotic Violations	10,036	12,331	—	12,055
Drug Equipment Violations	463	784	—	758
Betting/Wagering	12	12	—	12
Operating/Promoting/Assisting Gambling	1	1	—	1
Pornography/Obscene Material	120	131	—	111
Prostitution	97	111	—	111
Assisting or Promoting Prostitution	29	41	—	41
Weapon Law Violations	1,025	1,202	—	1,148

**NOTES**

**Number of Incidents**-Incidents involving more than one offense type are included in each appropriate category.

**Number of Offenses**-Includes attempts. One offense is counted for each victim of crimes against persons and each incident of crime against society. For crimes against property, one offense is counted for each distinct operation.

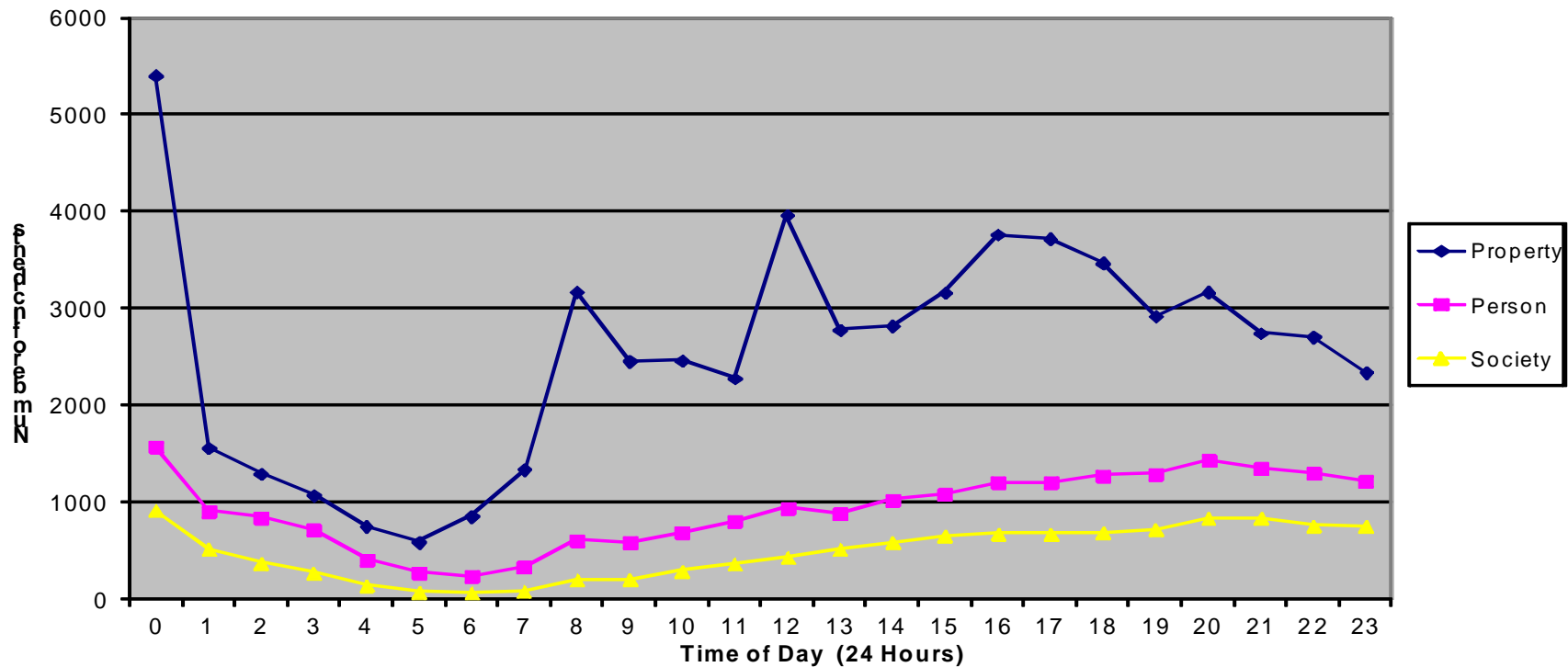
**Number of Persons Victimized**-Victims of more than one offense within an incident are counted in each appropriate category. Society is always the victim in crimes against society.

**Number of Known Offenders**-Known means at least one characteristic (age, sex or race) was reported. Offenders of more than offense type are included in each appropriate category.

## Incidents:

Criminal incidents can involve multiple offenses, victims and offenders. Twenty-three percent (22.5%) of all incidents involved crimes against persons, sixty-four and a half percent (64.5%) crimes against property, and twelve percent (13%) crimes against society. Approximately forty-nine percent (49%) of all crimes committed against persons, property and society for the year 2012 were committed between the hours of 15:00 and 0:00.

Number of Incidents by Time of Day 2012



# Number of Incidents by Time of Day

## 2012

NOTE: An INCIDENT (or investigation) may involve more than one offense. This explains why totals vary in different reports. Times are listed in military time. Offenses that did not have a time reported were not included in this report.

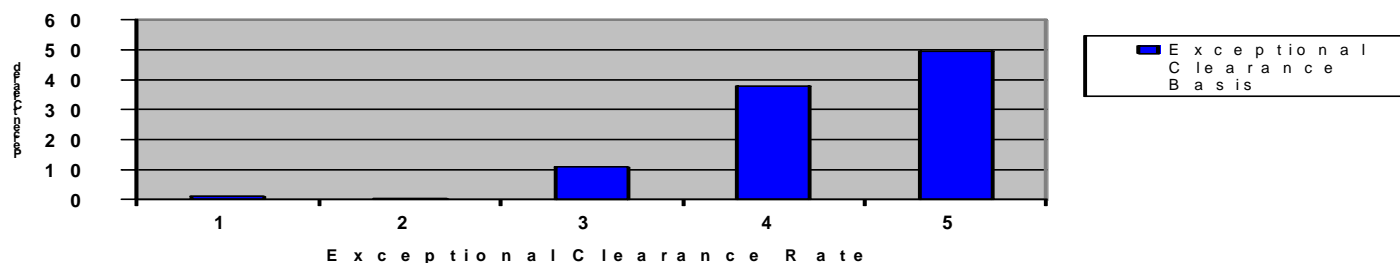
	0.00	1.00	2.00	3.00	4.00	5.00	6.00	7.00	8.00	9.00	10.00	11.00	12.00	13.00	14.00	15.00	16.00	17.00	18.00	19.00	20.00	21.00	22.00	23.00	Total
Aggravated Assault	308	156	158	129	78	59	55	61	85	78	113	111	131	139	140	191	184	211	240	236	249	234	232	204	3,782
All Other Larceny	1,398	277	216	146	119	97	171	299	878	590	699	602	1,104	721	798	822	949	906	822	619	709	533	525	462	14,462
Arson	42	28	20	19	30	7	6	4	7	4	6	7	8	10	11	11	11	10	16	17	20	8	29	29	360
Assisting or Promoting	2	3	0	1	0	0	0	0	1	0	0	0	0	2	2	2	3	3	4	0	2	1	1	2	29
Betting/Wagering	1	1	0	1	1	0	1	1	0	0	1	0	1	0	0	0	0	1	0	3	1	0	0	0	13
Bribery	0	0	0	0	0	0	0	0	0	0	0	0	0	0	1	0	0	0	0	1	0	0	0	0	2
Burglary/Breaking & Counterfeiting/Forgery	788	244	209	235	173	173	217	367	648	449	453	360	687	424	486	498	627	612	598	441	471	379	391	338	10,268
Credit Card/Automatic	130	18	9	4	4	3	7	15	60	38	41	33	81	48	43	30	35	33	31	27	26	25	13	18	772
Destruction/Damage/V	1,004	467	341	316	221	160	206	272	464	354	381	326	580	405	453	478	645	724	662	570	703	673	674	693	11,772
Drug Equipment	38	19	7	8	4	0	5	7	9	17	13	14	20	34	19	24	28	37	19	26	22	34	24	27	455
Drug/Narcotic	720	408	276	217	101	40	50	77	167	174	269	292	450	473	557	593	599	590	624	635	661	727	696	600	9,996
Embezzlement	66	3	3	2	2	2	4	6	51	19	33	22	37	21	21	29	25	17	12	8	12	12	6	4	417
Extortion/Blackmail	3	0	0	1	0	0	0	0	0	0	1	1	0	0	0	0	0	0	0	1	0	0	0	1	8
False Forcible Fondling	346	19	13	7	11	9	14	26	225	134	125	125	263	120	115	118	112	91	80	37	54	24	21	23	2,112
Forcible Rape	84	9	8	5	2	1	7	2	30	20	15	19	35	21	17	32	25	16	25	7	18	9	10	13	430
Forcible Sodomy	60	14	23	8	8	5	7	5	20	12	6	8	28	11	14	18	19	13	16	14	19	20	22	19	389
Impersonation	20	1	4	1	2	1	2	2	5	0	1	2	8	3	0	4	5	5	3	5	6	3	2	4	89
Impersonation	124	2	1	0	1	0	1	2	44	17	25	16	35	22	24	18	11	7	12	5	5	3	5	3	383
Incest	5	1	0	0	0	0	0	1	6	2	1	1	0	1	1	0	2	0	0	0	2	2	1	0	26
Intimidation	274	87	78	52	36	23	24	43	119	91	107	98	158	107	126	137	166	161	175	159	130	156	150	112	2,769
Justifiable Homicide	0	1	0	0	0	0	0	0	0	0	0	0	0	0	0	0	1	1	0	0	0	0	0	0	3
Kidnaping/Abduction	9	5	0	6	4	1	4	9	4	7	4	1	9	5	8	4	3	5	5	4	4	8	4	2	115
Motor Vehicle Theft	189	82	67	47	38	32	57	50	113	67	67	61	128	56	90	88	92	99	102	90	94	109	118	118	2,054
Murder and Negligent	6	5	2	1	1	1	1	0	3	1	1	2	2	2	0	2	3	2	5	4	1	4	3	5	57
Operating/Promoting/A	0	0	0	0	0	0	0	0	0	0	0	0	0	0	1	0	0	0	0	0	0	0	0	0	1
Pocket-picking	3	0	2	1	1	0	0	0	1	0	1	1	3	2	4	0	4	3	1	3	4	0	0	2	36
Pornography/Obscene	31	0	2	0	1	0	0	3	8	4	7	5	13	6	6	2	11	6	5	2	5	7	3	3	130
Prostitution	6	2	2	2	0	1	0	1	0	1	1	0	1	4	5	3	5	7	5	9	13	12	9	7	96
Purse-snatching	2	1	1	0	0	1	0	1	1	6	2	5	6	8	4	1	3	6	6	8	4	4	3	2	75
Robbery	42	46	32	31	17	16	19	9	16	14	16	20	17	22	24	28	30	37	39	43	72	56	76	64	786
Sexual Assault With An	31	5	6	10	7	3	4	4	15	8	10	8	20	7	8	8	10	9	7	7	10	12	13	11	233
Shoplifting	137	73	55	44	19	14	24	29	62	97	161	256	390	517	632	633	722	653	613	625	493	298	136	97	6,780
Simple Assault	680	520	449	371	240	142	148	200	314	287	340	415	518	455	573	704	693	791	866	831	881	826	798	699	12,741
Statutory Rape	13	4	2	2	1	1	0	0	0	3	4	3	6	0	2	2	4	3	2	2	5	3	4	2	68
Stolen Property	77	16	17	7	11	6	15	15	48	34	54	36	78	53	56	51	43	45	47	43	42	26	24	29	873
Theft From Building	179	29	18	13	9	5	25	29	92	68	72	92	115	94	97	105	125	120	81	72	53	65	56	35	1,649
Theft From Coin	5	1	0	1	0	0	0	1	3	2	0	5	1	2	0	1	3	2	1	2	1	2	0	2	35
Theft From Motor	341	112	101	76	71	50	86	137	188	113	151	122	180	123	157	181	179	221	223	221	258	263	286	294	4,134
Theft of Motor Vehicle	218	15	6	7	9	14	22	35	129	53	37	32	108	54	48	53	84	64	62	50	66	41	44	41	1,292
Weapon Law	73	41	44	27	21	9	15	24	28	20	30	40	44	42	42	48	43	58	46	58	73	69	67	54	1,016
Welfare Fraud	1	0	0	0	0	0	0	0	1	0	1	0	0	1	0	0	0	0	1	0	0	0	0	0	5
Wire Fraud	16	0	1	0	0	1	0	0	1	0	1	3	7	1	0	2	1	2	2	3	0	1	0	2	44
<b>Total</b>	<b>7,760</b>	<b>2,735</b>	<b>2,185</b>	<b>1,811</b>	<b>1,250</b>	<b>882</b>	<b>1,214</b>	<b>1,750</b>	<b>4,017</b>	<b>2,869</b>	<b>3,336</b>	<b>3,213</b>	<b>5,644</b>	<b>4,097</b>	<b>4,676</b>	<b>5,014</b>	<b>5,588</b>	<b>5,643</b>	<b>5,520</b>	<b>4,937</b>	<b>5,248</b>	<b>4,684</b>	<b>4,478</b>	<b>4,054</b>	<b>92,405</b>

## OFFENSES BY EXCEPTIONAL CLEARANCE 2012

Law enforcement agencies recorded clearances in 34.5% of all the criminal incidents reported under WV IBRS. Incidents are cleared by arrest (31.8% of all incidents) or exceptional means (2.6% of all incidents) when some element beyond law enforcement precludes arrest, e.g. death of the offender.

The most frequent basis for clearing incidents exceptionally was "victim refusing to cooperate".

**E x c e p t i o n a l C l e a r a n c e B a s i s , 2 0 1 2**



- |  |  |
|--|--|
| <p>1. Death of Offender (1.2%)</p> <p>2. Extradition Declined (0.2%)</p> <p>3. Juvenile / No Custody (11.1%)</p> | <p>4. Prosecution Declined (37.9%)</p> <p>5. Victim Refused to Cooperate (49.6%)</p> |
|--|--|

	Death of Offender	Extradition Denied	Juvenile/No Custody	Prosecution Declined	Victim Refused to Cooperate	Total
Aggravated Assault	2	1	17	59	82	161
All Other Larceny	4	0	16	92	119	231
Arson	0	0	6	1	1	8
Burglary/Breaking & Entering	2	0	19	21	58	100
Counterfeiting/Forgery	1	2	2	41	28	74
Credit Card/Automatic Teller Fraud	1	0	1	6	7	15
Destruction/Damage/Vandalism of Property	4	0	48	85	149	286
Drug Equipment Violations	0	0	0	1	0	1
Drug/Narcotic Violations	4	1	32	42	0	79
Embezzlement	0	0	1	5	5	11
Extortion/Blackmail	0	0	0	0	1	1
False Pretenses/Swindle/Confidence Game	1	0	1	72	58	132
Forcible Fondling	3	0	3	30	12	48
Forcible Rape	0	0	1	22	15	38
Forcible Sodomy	1	0	3	4	2	10
Impersonation	1	0	0	9	7	17
Incest	0	0	0	1	0	1

	Death of Offender	Extradition Denied	Juvenile/No Custody	Prosecution Declined	Victim Refused to Cooperate	Total
Intimidation	1	0	17	106	174	298
Kidnaping/Abduction	0	0	0	6	1	7
Motor Vehicle Theft	1	0	7	31	40	79
Murder and Nonnegligent Manslaughter	3	0	0	1	0	4
Negligent Manslaughter	0	0	0	1	0	1
Pornography/Obscene Material	0	0	0	4	2	6
Purse-snatching	0	0	1	1	0	2
Robbery	0	0	0	2	3	5
Sexual Assault With An Object	0	0	0	12	5	17
Shoplifting	0	0	16	10	3	29
Simple Assault	3	3	101	338	560	1,005
Statutory Rape	0	0	0	7	2	9
Stolen Property Offenses	0	0	5	9	3	17
Theft From Building	1	0	7	17	31	56
Theft From Motor Vehicle	0	0	2	6	11	19
Theft of Motor Vehicle Parts/Accessories	0	0	0	6	6	12
Weapon Law Violations	0	0	4	14	5	23
Wire Fraud	0	0	0	2	0	2
<b>Total</b>	<b>33</b>	<b>7</b>	<b>310</b>	<b>1,064</b>	<b>1,390</b>	<b>2,804</b>

---



## Offenses

NIBRS agencies report various information relating to each of the 46 offense classes in NIBRS. As stated earlier, there can be multiple types of crimes within an incident, and offense-specific data are recorded for each.

Of the 93,960 NIBRS offenses reported 22% were crimes against persons, 65% were crimes against property and 13% were crimes against society. Larceny/theft was the most frequently reported crime, accounting for 46% of the total. Assault offenses accounted for 21% of all the offenses and destruction/damage/vandalism of property for 13%.

## Number and Percent of Offenses Completed and Attempted

---

2012

<u>CrimeAgainst</u>	<u>TOTAL</u>	<u>% Completed</u>	<u>% Attempted</u>
Crimes Against Property	61,156	98.6	1.4
Crimes Against Persons	20,916	99.6	0.4
Crimes Against Society	11,888	99.6	0.4
<u>Grand Total:</u>	<u>93,960</u>	<u>99.6</u>	<u>0.4</u>

### NOTES:

If there were more than one occurrence of the same offense type within an incident and one was completed, all are considered "completed".

Crimes Against Persons are murder, assault offenses, Kidnaping and sex offenses (forcible and non-forcible).

Crimes Against Property are arson, bribery, burglary, counterfeiting/forgery, destruction/damage/vandalism, embezzlement, extortion/blackmail, fraud offenses, larceny-theft offenses, motor vehicle theft, robbery and stolen property offenses.

Crimes Against Society are drug /narcotic offenses, gambling offenses, pornography/obscene material, prostitution offenses and weapon law violations.

In 2012, the greatest percentage of the offenses, 46.25% occurred in/on residential properties. 21.11% occurred in/on commercial properties, 15.04% on highways/roads/alleys/streets, 7.03% in parking lots/garages, and 2.22% at schools/colleges. The remaining offenses were widely distributed among various locations. Crimes against persons and crimes against property were most frequently committed in residences and crimes against society on the streets and highways.

## Percent Distribution of Location by Type of Crime

2012

<u>Locations</u>	Total	Crimes Against Persons	Crimes Against Property	Crimes Against Society
College/University	0.25%	0.23%	0.25 %	0.30%
Drug stores/Dr.'s Offices/Hospitals	1.36%	0.90%	1.56 %	1.19%
Food/Beverage/Lodging Facilities	3.03%	3.55%	3.03 %	2.11%
Government/Public Buildings	1.12%	2.01%	0.79 %	1.24%
Highway/Roads/Alleys	15.04%	13.51%	8.79 %	49.84%
Other Commercial Properties	2.36%	0.54%	3.37 %	0.37%
Other/Unknown	8.36%	5.90%	9.90 %	4.75%
Parking Lots/Garages	7.03%	4.48%	7.74 %	7.88%
Residences	46.25%	63.04%	44.58 %	25.29%
Retail Establishments	13.24%	2.90%	18.56 %	4.03%
School (other than College/University)	1.97%	2.96%	1.44 %	2.99%
<b>Grand Total:</b>	<b>100.00%</b>	<b>100.00%</b>	<b>100.00%</b>	<b>100.00 %</b>

### NOTES:

If there were more than one occurrence of the same offense type within an incident and one was completed, all are considered "completed".

Crimes Against Persons are murder, assault offenses, Kidnaping and sex offenses (forcible and non-forcible).

Crimes Against Property are arson, bribery, burglary, counterfeiting/forgery, destruction/damage/vandalism, embezzlement, extortion/blackmail, fraud offenses, larceny-theft offenses, motor vehicle theft, robbery and stolen property offenses.

Crimes Against Society are drug /narcotic offenses, gambling offenses, pornography/obscene material, prostitution offenses and weapon law violations.

Retail establishments include convenience store, department/discount store, gas/service station, grocery/supermarket, liquor store and specialty store.

Food/beverage/lodging facilities include bar/night club, hotel/motel and restaurant.

Other commercial properties include bank/savings and loan, commercial/office building and rental storage facility.

Government/public buildings include government/public building and jail/prison.

Other/unknown includes air/bus/train terminal, church/temple/synagogue, construction site, field/woods, lake/waterway and other/unknown.

# Number of Offenses by Weapons, Selected Offenses

## 2012

### Weapons Used

OFFENSES	Number of Offenses	Weapons Used					None
		Firearms	Dangerous Weapons	Personal Weapons	Unknown Weapons	Other Weapons	
Aggravated Assault	3,929	684	994	1,146	194	483	428
Forcible Fondling	429	0	1	236	38	24	130
Forcible Rape	392	6	5	211	31	21	118
Oral or Anal Sexual Assault	90	1	2	46	12	7	22
Kidnaping/ Abduction	119	11	9	45	10	5	39
Murder	62	40	13	5	3	1	0
Robbery	802	260	133	261	38	33	77
Sexual Assault with an Object	239	2	4	148	21	12	52

## Victims

In NIBRS, victims can be reported as persons, business, financial institutions, government, religious organizations or society as a whole. 68 of every 100 of the 99,404 reported crime victims were individuals (people). Following in terms of volume were businesses (17%), society/public (12%) and government (<1%).

The victims of crimes against persons are always individuals, and society is always the victim in crimes against society. Victims of crimes against property can be any victim type except society. Persons (individuals), however, were the dominant victim types in all crimes against property except embezzlement and bribery.

### Number of Victims by Type

**2012**

		Business	Financial Institution	Government	Individual	Law Enforcement	Other	Religious Organization	Society/Public	Unknown	Total
Crimes Against Persons	ASSAULT OFFENSES	0	0	0	20,524	1,377	0	0	0	0	21,901
	HOMICIDE OFFENSES	0	0	0	74	2	0	0	0	0	76
	KIDNAPING/ABDUCTION	0	0	0	127	0	0	0	0	0	127
	SEX OFFENSES, FORCIBLE	0	0	0	1,208	0	0	0	0	0	1,208

		Business	Financial Institution	Government	Individual	Law Enforcement	Other	Religious Organization	Society/Public	Unknown	Total
Crimes Against Persons	SEX OFFENSES, NONFORCIBLE	0	0	0	103	0	0	0	0	0	103
	<b>Total</b>	<b>0</b>	<b>0</b>	<b>0</b>	<b>22,036</b>	<b>1,379</b>	<b>0</b>	<b>0</b>	<b>0</b>	<b>0</b>	<b>23,415</b>
Crimes Against Property	ARSON	76	1	36	270	0	6	1	0	9	399
	BRIBERY	0	0	0	1	1	0	0	0	0	2
	BURGLARY/BREAKING & ENTERING	1,307	14	70	9,621	0	51	98	0	17	11,178
	COUNTERFEITING/FORGERY	533	57	73	1,139	1	18	3	0	9	1,833
	DESTRUCTION/DAMAGE/VANDALISM OF PROPERTY	2,117	16	344	10,011	8	97	137	0	40	12,770
	EMBEZZLEMENT	392	2	3	24	0	4	0	0	1	426
	EXTORTION/BLACKMAIL	0	0	0	8	0	0	0	0	0	8
	FRAUD OFFENSES	845	52	61	2,547	0	16	11	0	7	3,539
	LARCENY/THEFT OFFENSES	10,704	23	238	18,756	2	66	97	0	38	29,924
	MOTOR VEHICLE THEFT	176	0	6	1,949	0	3	3	0	1	2,138

		Business	Financial Institution	Government	Individual	Law Enforcement	Other	Religious Organization	Society/Public	Unknown	Total
Crimes Against Property	ROBBERY	146	13	1	779	0	0	0	0	0	939
	STOLEN PROPERTY OFFENSES	221	0	52	643	0	6	1	0	22	945
	<b>Total</b>	<b>16,517</b>	<b>178</b>	<b>884</b>	<b>45,748</b>	<b>12</b>	<b>267</b>	<b>351</b>	<b>0</b>	<b>144</b>	<b>64,101</b>
Crimes Against Society	DRUG/NARCOTIC OFFENSES	0	0	0	0	0	0	0	10,593	0	10,593
	GAMBLING OFFENSES	0	0	0	0	0	0	0	14	0	14
	PORNOGRAPHY/OBSCENE MATERIAL	0	0	0	0	0	0	0	129	0	129
	PROSTITUTION OFFENSES	0	0	0	0	0	0	0	126	0	126
	WEAPON LAW VIOLATIONS	0	0	0	0	0	0	0	1,026	0	1,026
	<b>Total</b>	<b>0</b>	<b>0</b>	<b>0</b>	<b>0</b>	<b>0</b>	<b>0</b>	<b>0</b>	<b>0</b>	<b>11,888</b>	<b>0</b>
<b>Total</b>		<b>16,517</b>	<b>178</b>	<b>884</b>	<b>67,784</b>	<b>1,391</b>	<b>267</b>	<b>351</b>	<b>11,888</b>	<b>144</b>	<b>99,404</b>

**NOTE**

Victims of more than one offense type are included in each appropriate category.

According to NIBRS data reported, 23.5% of the persons victimized in 2012 were targets of crimes against persons and 64.5% victims of crimes against property.

Among all persons reported victimized, approximately 43% were males, 13% were under the age of 18 (juveniles) and 89% were white. And 53.6% of the victims were not injured, 7.6% received major injury and 38.8% received minor injury. Most persons were victimized in the localities in which they reside.

## Number of Violent Crime Victims by Age, Sex and Race

**2012**

Age	Female					Male					Unknown			Total
	Black	Other	Unknow	White	Total	Black	Other	Unknow	White	Total	Unknow	White	Total	
1-12	60	1	23	640	<b>724</b>	74	1	18	546	<b>639</b>	1	3	<b>4</b>	<b>1,367</b>
13-17	94	2	26	970	<b>1,092</b>	72	1	9	643	<b>725</b>	1	1	<b>2</b>	<b>1,819</b>
18-20	156	1	26	1,079	<b>1,262</b>	83	1	16	624	<b>724</b>	0	1	<b>1</b>	<b>1,987</b>
21-25	235	5	54	2,054	<b>2,348</b>	167	10	39	1,446	<b>1,662</b>	12	4	<b>16</b>	<b>4,026</b>
26-35	302	14	57	3,331	<b>3,704</b>	206	9	31	2,265	<b>2,511</b>	5	26	<b>31</b>	<b>6,246</b>
36-44	132	7	30	2,121	<b>2,290</b>	132	5	22	1,409	<b>1,568</b>	2	12	<b>14</b>	<b>3,872</b>
45-54	136	7	25	1,448	<b>1,616</b>	127	3	13	1,128	<b>1,271</b>	0	2	<b>2</b>	<b>2,889</b>
55-65	34	4	9	641	<b>688</b>	65	3	4	602	<b>674</b>	0	1	<b>1</b>	<b>1,363</b>

	Female					Male					Unknown			Total
	Black	Other	Unknow	White	Total	Black	Other	Unknow	White	Total	Unknow	White	Total	
Over 65	5	2	7	248	<b>262</b>	15	0	4	232	<b>251</b>	2	0	<b>2</b>	<b>515</b>
Under 1	10	0	1	5	<b>16</b>	3	0	1	16	<b>20</b>	0	0	<b>0</b>	<b>36</b>
Unknown	12	1	88	186	<b>287</b>	33	2	122	830	<b>987</b>	59	23	<b>82</b>	<b>1,356</b>
<b>Total</b>	<b>1,176</b>	<b>44</b>	<b>346</b>	<b>12,723</b>	<b>14,289</b>	<b>977</b>	<b>35</b>	<b>279</b>	<b>9,741</b>	<b>11,032</b>	<b>82</b>	<b>73</b>	<b>155</b>	<b>25,476</b>

**NOTE:**

**Violent Crimes** are murder, forcible sex offenses, kidnaping/abduction, assault offenses and robbery.



# Number of Persons Victimized by Offenses and Resident Status

2012

**NOTE:**

**A Resident** is a person who maintains his/her permanent legal residence in the locality or jurisdiction where the incident took place.  
Victims of more than offense are counted in each appropriate category.

		NonResident	Resident	Unknown	Total
Crimes Against Persons	ASSAULT OFFENSES	2,164	19,005	442	21,611
	HOMICIDE OFFENSES	3	71	1	75
	KIDNAPING/ABDUCTION	19	112	3	134
	SEX OFFENSES, FORCIBLE	168	966	14	1,148
	SEX OFFENSES, NONFORCIBLE	14	90	1	105
	<b>Total</b>	<b>2,368</b>	<b>20,244</b>	<b>461</b>	<b>23,073</b>
Crimes Against Property	ARSON	22	200	13	235
	BRIBERY	0	3	0	3
	BURGLARY/BREAKING & ENTERING	524	7,915	86	8,525
	COUNTERFEITING/FORGERY	149	935	21	1,105
	DESTRUCTION/DAMAGE/VANDALISM OF PROPERTY	1,186	8,348	134	9,668
	EMBEZZLEMENT	4	23	2	29
	EXTORTION/BLACKMAIL	2	6	0	8
	FRAUD OFFENSES	348	2,010	33	2,391
	LARCENY/THEFT OFFENSES	2,173	14,592	205	16,970
	MOTOR VEHICLE THEFT	210	1,579	24	1,813
	ROBBERY	142	499	11	652
	STOLEN PROPERTY OFFENSES	126	558	30	714
	<b>Total</b>	<b>4,886</b>	<b>36,668</b>	<b>559</b>	<b>42,113</b>
<b>Total</b>		<b>7,254</b>	<b>56,912</b>	<b>1,020</b>	<b>65,186</b>

# PROPERTY

---

2012

## Property

In NIBRS, property is reported as burned; counterfeited or forged; damaged/destroyed or vandalized; or stolen, embezzled, defrauded, etc. Law enforcement activity in relation to property is recorded as recovered (for property stolen) or seized (as in the case of proceeds from illegal gambling operation). The type of property involved, as well as its value, is recorded for each type of loss/activity.

The state's law enforcement agencies jointly reported \$81,928,628.00 in total property losses with \$65,157,465.00 (79.5%) stolen; \$701,607.00 (.9%) counterfeited/forgery; \$12,890,817.00 (15.7%) damaged/destroyed or vandalized; and \$3,178,739.00 (3.9%) burned. Law enforcement agencies seized property valued at \$1,183,616.00 and recovered stolen property valued at \$9,921,005.00. These figures do not include seizures in connection with drug/narcotic violations.

By property type, one of the highest dollar losses due to thefts was recorded for motor vehicles, with automobiles composing a large portion. Burning losses were highest for structures (dwellings, commercial buildings, etc.), and counterfeiting/forgery losses highest for negotiable instruments, such as bearer bonds or endorsed checks, money orders and traveler's checks. Among all types of property, the category "Other" resulted in the greatest dollar losses due to criminal activity.

Of the \$65,157,465.00 dollars worth of property that was stolen, embezzled, etc., the law enforcement departments reported recovering 15.2% or \$9,921,005.00. The most successful recovery rate was for "Motor Vehicles" with \$13,716,030.00 stolen and \$5,977,627.00 (43.6%) recovered. In addition to the recovery of property, the agencies reported seizing money valued at \$766,514.00 and negotiable instruments at \$215,299.00.

## Value of Property Loss Due to Criminal Action, Property Type

### 2012

	Burned	Counterfeited/Forged	Destroyed/Damaged/ Vandalized	Stolen/Etc.	Total
Computer/Hardware /Software	\$1,425.00	\$1.00	\$41,974.00	\$2,301,290.00	\$2,344,690.00
Jewelry	\$0.00	\$0.00	\$3,009.00	\$7,067,865.00	\$7,070,874.00
Money	\$2.00	\$245,399.00	\$200.00	\$13,518,137.00	\$13,763,738.00
Motor Vehicle Parts or Accessories	\$22,230.00	\$22,419.00	\$3,088,672.00	\$1,532,429.00	\$4,665,750.00
Motor Vehicles	\$459,908.00	\$1,050.00	\$3,431,712.00	\$13,716,030.00	\$17,608,700.00
Negotiable Instruments	\$0.00	\$293,311.00	\$0.00	\$1,800,835.00	\$2,094,146.00
NonNegotiable Instruments	\$0.00	\$0.00	\$0.00	\$0.00	\$0.00
Other	\$794,856.00	\$139,412.00	\$4,910,807.00	\$19,405,339.00	\$25,250,414.00
Radios/TVs/VCR	\$0.00	\$0.00	\$69,539.00	\$1,870,316.00	\$1,939,855.00
Structures	\$1,900,318.00	\$15.00	\$1,310,555.00	\$56,229.00	\$3,267,117.00
Tools	\$0.00	\$0.00	\$34,349.00	\$3,888,995.00	\$3,923,344.00
<b>Total</b>	<b>\$3,178,739.00</b>	<b>\$701,607.00</b>	<b>\$12,890,817.00</b>	<b>\$65,157,465.00</b>	<b>\$81,928,628.00</b>

Value of Property Recovered or Seized by Law Enforcement Agencies,  
Property Type

**2012**

	Recovered	Seized	Total
Computer/Hardware/Software	\$190,716.00	\$2,128.00	\$192,844.00
Jewelry	\$433,464.00	\$41.00	\$433,505.00
Money	\$364,671.00	\$766,514.00	\$1,131,185.00
Motor Vehicle Parts or Accessories	\$200,739.00	\$1,067.00	\$201,806.00
Motor Vehicles	\$5,844,924.00	\$132,703.00	\$5,977,627.00
Negotiable Instruments	\$5,479.00	\$215,299.00	\$220,778.00
NonNegotiable Instruments	\$0.00	\$0.00	\$0.00
Other	\$2,464,906.00	\$61,345.00	\$2,526,251.00
Radios/TVs/VCR	\$127,579.00	\$4,307.00	\$131,886.00
Structures	\$232.00	\$2.00	\$234.00
Tools	\$288,295.00	\$210.00	\$288,505.00
<b>Total</b>	<b>\$9,921,005.00</b>	<b>\$1,183,616.00</b>	<b>\$11,104,621.00</b>

## Offenders

WVIBR contributors are asked to supply information known about offenders even though no arrests have ever been made. The offender data, therefore, include information about arrestees, fugitives or even persons whose identities are not known but witnesses or victims have supplied characteristics such as approximate age, sex and/or race. In a single incident, one offender may victimize several persons, several victimize one person, or several offenders may victimize several people. According to the 2012 WVIBR data, the average number of *Known* Offenders ranged from 0.30 a Theft of Motor Vehicle Parts / Accessories to 1.63 for Drug Equipment Violations.

## Number of Known Offenders per Incident

2012

<b>Offense Type</b>	<b>Number of Incidents</b>	<b>Number of Known Offenders</b>	<b>Average Number of Known Offenders</b>
Murder and Nonnegligent Manslaughter	59	71	1.20
Aggravated Assault	3,811	4,172	1.09
Simple Assault	12,793	14,036	1.10
Intimidation	2,797	2,920	1.04
Kidnaping/Abduction	116	124	1.07
Forcible Rape	389	409	1.05
Forcible Sodomy	89	94	1.06
Sexual Assault With An Object	236	225	0.95
Forcible Fondling	429	437	1.02
Incest	26	27	1.04
Statutory Rape	67	70	1.04
Arson	362	197	0.54
Bribery	2	2	1.00
Burglary/Breaking & Entering	10,434	5,808	0.56
Counterfeiting/Forgery	1,690	1,591	0.94
Destruction/Damage/Vandalism of Property	11,949	7,037	0.59
Embezzlement	423	491	1.16
False Pretenses/Swindle/Confidence Game	2,149	2,003	0.93
Credit Card/Automatic Teller Fraud	804	470	0.58
Impersonation	370	216	0.58
Welfare Fraud	5	5	1.00

<b>Offense Type</b>	<b>Number of Incidents</b>	<b>Number of Known Offenders</b>	<b>Average Number of Known Offenders</b>
Wire Fraud	46	39	0.85
Pocket-picking	36	30	0.83
Purse-snatching	77	53	0.69
Shoplifting	6,771	7,112	1.05
Theft From Building	1,732	1,209	0.70
Theft From Coin Operated Machine or Device	34	15	0.44
Theft From Motor Vehicle	4,239	1,300	0.31
Theft of Motor Vehicle Parts/Accessories	1,289	392	0.30
All Other Larceny	14,697	8,996	0.61
Motor Vehicle Theft	2,095	1,271	0.61
Robbery	790	796	1.01
Stolen Property Offenses	887	1,195	1.35
Drug/Narcotic Violations	10,085	12,108	1.20
Drug Equipment Violations	462	755	1.63
Betting/Wagering	13	13	1.00
Operating/Promoting/Assisting Gambling	1	1	1.00
Pornography/Obscene Material	129	120	0.93
Prostitution	97	111	1.14
Assisting or Promoting Prostitution	29	41	1.41
Weapon Law Violations	1,026	1,149	1.12
Others	8	6	0.75

**NOTES:**

**Number of Known Offenders per Incident** - Known means at least one characteristic (age, sex or race) of offender was reported.

**Number of Known Offenders** - Offenders of more than one offense are included in each appropriate category.

## Offender Race versus Victim Race, Violent Crime

2012

### Offender Race, Percent Distribution

VICTIM'S RACE	White	Black	American Indian/ Alaskan Native	Asian/ Pacific Islander	Unknown Race
<b>Black</b>	24.0	72.0	0.0	1.0	4.0
<b>Unknown Race</b>	54.0	30.0	0.0	1.0	15.0
<b>White</b>	73.0	20.0	0.0	0.0	7.0
<b>American Indian/ Alaskan Native</b>	100.0	0.0	0.0	0.0	0.0
<b>Asian/ Pacific Islander</b>	29.0	57.0	0.0	0.0	14.0

**NOTES**

***Violent crimes*** are murder, forcible sex offenses, assault offenses, kidnapping/abduction and robbery (a violent crime against property.)

The race of offenders victimizing more than one person is included in each appropriate category.

Because of rounding percentages, this table may not add to 100.

# Number of Persons Arrested: Types of Weapons Possessed, Offenses

2012

		Club/Black-Jack/ Brass Knuckles	Firearm-Type Not Stated	Handgun	Lethal Cutting Instrument	Other Firearm	Rifle	Shotgun	Unarmed	Total
Crimes Against Persons	ASSAULT OFFENSES	38	16	80	145	8	21	19	10,642	10,969
	HOMICIDE OFFENSES	0	0	4	0	1	0	0	44	49
	KIDNAPING/ABDUCTION	0	0	1	1	0	0	0	54	56
	SEX OFFENSES, FORCIBLE	0	0	0	1	0	0	0	246	247
	SEX OFFENSES, NONFORCIBLE	0	0	1	0	0	0	0	38	39
	<b>Total</b>	<b>38</b>	<b>16</b>	<b>86</b>	<b>147</b>	<b>9</b>	<b>21</b>	<b>19</b>	<b>11,024</b>	<b>11,360</b>
Crimes Against Property	ARSON	0	0	0	0	0	0	0	68	68
	BRIBERY	0	0	0	0	0	0	0	1	1



		Club/Black-Jack/ Brass Knuckles	Firearm-Type Not Stated	Handgun	Lethal Cutting Instrument	Other Firearm	Rifle	Shotgun	Unarmed	Total
Crimes Against Property	BURGLARY/BREAKING & ENTERING	0	4	4	12	1	1	0	1,405	1,427
	COUNTERFEITING/FOR GERY	0	0	2	0	0	0	0	577	579
	DESTRUCTION/DAMAGE /VANDALISM OF PROPERTY	5	2	1	14	1	0	0	1,918	1,941
	EMBEZZLEMENT	0	0	0	0	0	0	0	191	191
	EXTORTION/BLACKMAIL	0	0	0	0	0	0	0	4	4
	FRAUD OFFENSES	0	0	1	2	0	0	0	740	743
	LARCENY/THEFT OFFENSES	3	2	1	32	3	0	1	7,768	7,810
	MOTOR VEHICLE THEFT	0	0	0	2	0	0	0	361	363
	ROBBERY	2	1	7	6	1	0	3	264	284
	STOLEN PROPERTY OFFENSES	0	1	11	2	0	0	1	655	670

		Club/Black-Jack/ Brass Knuckles	Firearm-Type Not Stated	Handgun	Lethal Cutting Instrument	Other Firearm	Rifle	Shotgun	Unarmed	Total
Crimes Against Society	<b>Total</b>	<b>10</b>	<b>10</b>	<b>27</b>	<b>70</b>	<b>6</b>	<b>1</b>	<b>5</b>	<b>13,952</b>	<b>14,081</b>
Crimes Against Society	DRUG/NARCOTIC OFFENSES	<b>12</b>	<b>11</b>	<b>58</b>	<b>40</b>	<b>2</b>	<b>4</b>	<b>3</b>	<b>9,798</b>	<b>9,928</b>
	GAMBLING OFFENSES	<b>0</b>	<b>0</b>	<b>0</b>	<b>0</b>	<b>0</b>	<b>0</b>	<b>0</b>	<b>3</b>	<b>3</b>
	PORNOGRAPHY/OBSCE NE MATERIAL	<b>0</b>	<b>0</b>	<b>0</b>	<b>0</b>	<b>0</b>	<b>0</b>	<b>0</b>	<b>34</b>	<b>34</b>
	PROSTITUTION OFFENSES	<b>0</b>	<b>0</b>	<b>0</b>	<b>0</b>	<b>0</b>	<b>0</b>	<b>0</b>	<b>102</b>	<b>102</b>
	WEAPON LAW VIOLATIONS	<b>23</b>	<b>31</b>	<b>149</b>	<b>64</b>	<b>6</b>	<b>34</b>	<b>17</b>	<b>546</b>	<b>870</b>
	<b>Total</b>	<b>35</b>	<b>42</b>	<b>207</b>	<b>104</b>	<b>8</b>	<b>38</b>	<b>20</b>	<b>10,483</b>	<b>10,937</b>
<b>Total</b>		<b>83</b>	<b>68</b>	<b>320</b>	<b>321</b>	<b>23</b>	<b>60</b>	<b>44</b>	<b>35,459</b>	<b>36,378</b>

# Group "B" Arrestee Count and Offenses

---

2012

---

<u>Offense Description</u>	<u>Number of Arrests/Offense</u>
Bad Checks	253
Curfew/Loitering/Vagrancy Violations	92
Disorderly Conduct	2,228
Driving Under The Influence	8,393
Drunkenness	4,069
Family Offenses (Nonviolent)	114
Liquor Law Violations	3,123
Runaway	29
Trespass of Real Property	1,045
All Other Offenses	17,763
<b>Total Group "B" Arrests</b>	<b>37,109</b>

---

# **SECTION II**

# **JURISDICTIONAL**

# **REPORTING**

**The individual jurisdictional figures are shown in subsequent tables addressing cities, counties, universities and colleges and other law enforcement agencies. There are three sets of tables: one shows the number of incidents, offenses, victims and offenders recorded for each jurisdiction; the others, the age and sex of victims and of offenders for crimes against persons and property.**

**Due to the many factors than can affect the volume and type of crimes to vary from place to place, care must be exercised in making any comparisons among agencies. Population size is the only crime correlate used in this publication. While other factors are of equal concern, no attempt is made to relate them to the data presented in this document.**

# Age and Sex of Victims Known to Law Enforcement, Crimes Against Persons and Crimes Against Property

## 2012

**NOTE:**

See Appendix for list and definitions of offenses.  
Larceny includes Motor Vehicle Theft

VICTIMS			Crimes Against Persons					Crimes Against Property				Total
			Assault Offenses	Forcible Sex Offenses	Murder	Other Crimes Against Persons	Total	Burglary/B&E	Larceny	Other Crimes Against Property	Total	
<u>Barbour County</u>	Barbour Co SO	Adult Female	4	0	0	0	4	7	8	4	19	23
		Adult Male	2	0	0	0	2	4	12	1	17	19
		<b>Total</b>	<b>6</b>	<b>0</b>	<b>0</b>	<b>0</b>	<b>6</b>	<b>11</b>	<b>20</b>	<b>5</b>	<b>36</b>	<b>42</b>
	Belington PD	Adult Female	3	0	0	0	3	0	1	3	4	7
		Adult Male	5	0	0	0	5	0	9	2	11	16
		Juvenile Female	0	1	0	0	1	0	0	0	0	1
		Juvenile Male	1	0	0	0	1	0	0	0	0	1
		<b>Total</b>	<b>9</b>	<b>1</b>	<b>0</b>	<b>0</b>	<b>10</b>	<b>0</b>	<b>10</b>	<b>5</b>	<b>15</b>	<b>25</b>
	Philippi PD		1	0	0	0	1	0	0	0	0	1
		Adult Female	17	0	0	0	17	8	3	19	30	47
		Adult Male	14	0	0	0	14	7	0	23	30	44
		Juvenile Female	1	1	0	0	2	0	0	0	0	2
		Juvenile Male	4	0	0	0	4	0	0	0	0	4
		<b>Total</b>	<b>37</b>	<b>1</b>	<b>0</b>	<b>0</b>	<b>38</b>	<b>15</b>	<b>3</b>	<b>42</b>	<b>60</b>	<b>98</b>
	Philippi SP	Adult Female	17	0	0	0	17	4	11	9	24	41

			Crimes Against Persons					Crimes Against Property				Total
			Assault Offenses	Forcible Sex Offenses	Murder	Other Crimes Against Persons	Total	Burglary/ B&E	Larceny	Other Crimes Against Property	Total	
<b><u>Barbour County</u></b>	Philippi SP	Adult Male	13	0	0	0	13	19	18	12	49	62
		Juvenile Female	1	1	0	2	4	0	1	1	2	6
		Juvenile Male	4	0	0	0	4	0	0	0	0	4
		<b>Total</b>	<b>35</b>	<b>1</b>	<b>0</b>	<b>2</b>	<b>38</b>	<b>23</b>	<b>30</b>	<b>22</b>	<b>75</b>	<b>113</b>
	<b>Total</b>	<b>87</b>	<b>3</b>	<b>0</b>	<b>2</b>	<b>92</b>	<b>49</b>	<b>63</b>	<b>74</b>	<b>186</b>	<b>278</b>	
<b><u>Berkeley County</u></b>	Berkeley Co SO	Adult Female	289	11	0	4	304	157	318	118	593	897
		Adult Male	188	1	1	2	192	169	371	146	686	878
		Juvenile Female	39	15	0	3	57	1	5	5	11	68
		Juvenile Male	27	0	0	0	27	2	3	1	6	33
		<b>Total</b>	<b>543</b>	<b>27</b>	<b>1</b>	<b>9</b>	<b>580</b>	<b>329</b>	<b>697</b>	<b>270</b>	<b>1,296</b>	<b>1,876</b>
	Martinsburg PD		0	0	0	0	0	0	1	1	2	2
		Adult Female	208	5	0	0	213	55	202	95	352	565
		Adult Male	109	0	0	0	109	73	186	73	332	441
		Juvenile Female	19	6	0	0	25	1	3	5	9	34
		Juvenile Male	32	3	0	0	35	1	5	2	8	43
		<b>Total</b>	<b>368</b>	<b>14</b>	<b>0</b>	<b>0</b>	<b>382</b>	<b>130</b>	<b>397</b>	<b>176</b>	<b>703</b>	<b>1,085</b>
	Martinsburg SP		0	0	0	0	0	0	5	0	5	5
		Adult Female	228	6	0	0	234	81	146	157	384	618
		Adult Male	132	2	2	0	136	135	222	137	494	630
Juvenile Female		27	21	0	2	50	0	3	3	6	56	

			Crimes Against Persons					Crimes Against Property				
			Assault Offenses	Forcible Sex Offenses	Murder	Other Crimes Against Persons	Total	Burglary/ B&E	Larceny	Other Crimes Against Property	Total	Total
<u><b>Berkeley County</b></u>	Martinsburg SP	Juvenile Male	15	3	1	1	20	0	1	3	4	<b>24</b>
		<b>Total</b>	<b>402</b>	<b>32</b>	<b>3</b>	<b>3</b>	<b>440</b>	<b>216</b>	<b>377</b>	<b>300</b>	<b>893</b>	<b>1,333</b>
	<b>Total</b>		<b>1,313</b>	<b>73</b>	<b>4</b>	<b>12</b>	<b>1,402</b>	<b>675</b>	<b>1,471</b>	<b>746</b>	<b>2,892</b>	<b>4,294</b>
<u><b>Boone County</b></u>	Boone Co SO	Adult Female	40	1	0	0	41	13	28	14	55	<b>96</b>
		Adult Male	26	0	0	0	26	22	30	30	82	<b>108</b>
		Juvenile Female	6	1	0	0	7	0	0	0	0	<b>7</b>
		Juvenile Male	2	0	0	0	2	0	0	0	0	<b>2</b>
		<b>Total</b>	<b>74</b>	<b>2</b>	<b>0</b>	<b>0</b>	<b>76</b>	<b>35</b>	<b>58</b>	<b>44</b>	<b>137</b>	<b>213</b>
	Madison SP	Adult Female	59	1	0	0	60	14	53	48	115	<b>175</b>
		Adult Male	48	0	0	0	48	25	69	34	128	<b>176</b>
		Juvenile Female	12	2	0	0	14	0	0	0	0	<b>14</b>
		Juvenile Male	12	1	0	0	13	0	3	0	3	<b>16</b>
		<b>Total</b>	<b>131</b>	<b>4</b>	<b>0</b>	<b>0</b>	<b>135</b>	<b>39</b>	<b>125</b>	<b>82</b>	<b>246</b>	<b>381</b>
	Whitesville SP	Adult Female	13	0	0	0	13	9	18	17	44	<b>57</b>
		Adult Male	13	0	0	0	13	13	46	29	88	<b>101</b>
		Juvenile Female	0	2	0	0	2	0	0	0	0	<b>2</b>
<b>Total</b>		<b>26</b>	<b>2</b>	<b>0</b>	<b>0</b>	<b>28</b>	<b>22</b>	<b>64</b>	<b>46</b>	<b>132</b>	<b>160</b>	
<b>Total</b>		<b>231</b>	<b>8</b>	<b>0</b>	<b>0</b>	<b>239</b>	<b>96</b>	<b>247</b>	<b>172</b>	<b>515</b>	<b>754</b>	
<u><b>Braxton County</b></u>	Braxton Co SO	Adult Female	11	0	0	0	11	2	15	13	30	<b>41</b>
		Adult Male	12	1	0	0	13	4	14	14	32	<b>45</b>

			Crimes Against Persons					Crimes Against Property				Total	
			Assault Offenses	Forcible Sex Offenses	Murder	Other Crimes Against Persons	Total	Burglary/ B&E	Larceny	Other Crimes Against Property	Total		
<b><u>Braxton County</u></b>	Braxton Co SO	Juvenile Female	2	1	0	0	3	0	0	0	0	3	
		Juvenile Male	1	0	0	0	1	0	0	0	0	1	
		<b>Total</b>	<b>26</b>	<b>2</b>	<b>0</b>	<b>0</b>	<b>28</b>	<b>6</b>	<b>29</b>	<b>27</b>	<b>62</b>	<b>90</b>	
	Sutton SP	Adult Female	42	2	0	0	44	8	16	24	48	92	
		Adult Male	30	1	0	0	31	12	32	34	78	109	
		Juvenile Female	2	3	0	1	6	0	0	0	0	6	
		Juvenile Male	0	1	0	2	3	0	0	0	0	3	
		<b>Total</b>	<b>74</b>	<b>7</b>	<b>0</b>	<b>3</b>	<b>84</b>	<b>20</b>	<b>48</b>	<b>58</b>	<b>126</b>	<b>210</b>	
	<b>Total</b>			<b>100</b>	<b>9</b>	<b>0</b>	<b>3</b>	<b>112</b>	<b>26</b>	<b>77</b>	<b>85</b>	<b>188</b>	<b>300</b>
	<b><u>Brooke County</u></b>	Brooke Co SO	Adult Female	32	1	0	1	34	12	14	21	47	81
Adult Male			18	0	0	0	18	27	25	18	70	88	
Juvenile Female			3	2	0	0	5	0	0	1	1	6	
Juvenile Male			2	0	0	0	2	0	0	0	0	2	
<b>Total</b>			<b>55</b>	<b>3</b>	<b>0</b>	<b>1</b>	<b>59</b>	<b>39</b>	<b>39</b>	<b>40</b>	<b>118</b>	<b>177</b>	
Follansbee PD		Adult Female	2	0	0	0	2	0	1	2	3	5	
		Adult Male	1	0	0	0	1	1	3	0	4	5	
		<b>Total</b>	<b>3</b>	<b>0</b>	<b>0</b>	<b>0</b>	<b>3</b>	<b>1</b>	<b>4</b>	<b>2</b>	<b>7</b>	<b>10</b>	
Wellsburg PD		Adult Female	9	0	0	0	9	2	9	5	16	25	
		Adult Male	10	0	0	0	10	2	11	7	20	30	
		Juvenile Female	1	0	0	0	1	0	0	0	0	1	



			Crimes Against Persons					Crimes Against Property				Total
			Assault Offenses	Forcible Sex Offenses	Murder	Other Crimes Against Persons	Total	Burglary/B&E	Larceny	Other Crimes Against Property	Total	
<b><u>Brooke County</u></b>	Wellsburg PD	Juvenile Male	1	0	0	0	1	0	1	0	1	2
		<b>Total</b>	<b>21</b>	<b>0</b>	<b>0</b>	<b>0</b>	<b>21</b>	<b>4</b>	<b>21</b>	<b>12</b>	<b>37</b>	<b>58</b>
	Wellsburg SP	Adult Female	1	0	0	0	1	1	2	5	8	9
		Adult Male	1	1	0	0	2	5	5	11	21	23
		Juvenile Female	2	3	0	0	5	0	0	0	0	5
		Juvenile Male	0	2	0	0	2	0	0	0	0	2
		<b>Total</b>	<b>4</b>	<b>6</b>	<b>0</b>	<b>0</b>	<b>10</b>	<b>6</b>	<b>7</b>	<b>16</b>	<b>29</b>	<b>39</b>
<b>Total</b>		<b>83</b>	<b>9</b>	<b>0</b>	<b>1</b>	<b>93</b>	<b>50</b>	<b>71</b>	<b>70</b>	<b>191</b>	<b>284</b>	
<b><u>Cabell County</u></b>	Barboursville PD	Adult Female	31	2	0	0	33	14	33	29	76	109
		Adult Male	25	1	0	0	26	17	31	14	62	88
		Juvenile Female	2	0	0	0	2	0	0	0	0	2
		Juvenile Male	3	0	0	0	3	0	2	0	2	5
		<b>Total</b>	<b>61</b>	<b>3</b>	<b>0</b>	<b>0</b>	<b>64</b>	<b>31</b>	<b>66</b>	<b>43</b>	<b>140</b>	<b>204</b>
	Cabell CO SO		0	0	0	0	0	0	1	2	3	3
		Adult Female	190	5	0	0	195	117	175	160	452	647
		Adult Male	109	0	0	0	109	104	216	154	474	583
		Juvenile Female	17	2	0	3	22	1	1	1	3	25
		Juvenile Male	14	1	0	0	15	0	1	0	1	16
		<b>Total</b>	<b>330</b>	<b>8</b>	<b>0</b>	<b>3</b>	<b>341</b>	<b>222</b>	<b>394</b>	<b>317</b>	<b>933</b>	<b>1,274</b>
Huntington		0	0	0	0	0	0	0	2	2	2	

			Crimes Against Persons					Crimes Against Property				Total
			Assault Offenses	Forcible Sex Offenses	Murder	Other Crimes Against Persons	Total	Burglary/B&E	Larceny	Other Crimes Against Property	Total	
<b><u>Cabell County</u></b>	Huntington PD	Adult Female	492	52	0	2	546	430	824	432	1,686	<b>2,232</b>
		Adult Male	304	2	2	1	309	453	801	435	1,689	<b>1,998</b>
		Juvenile Female	36	19	0	0	55	1	12	6	19	<b>74</b>
		Juvenile Male	48	3	0	0	51	0	1	5	6	<b>57</b>
		<b>Total</b>	<b>880</b>	<b>76</b>	<b>2</b>	<b>3</b>	<b>961</b>	<b>884</b>	<b>1,638</b>	<b>880</b>	<b>3,402</b>	<b>4,363</b>
	Huntington SP	Adult Female	114	3	0	1	118	32	111	108	251	<b>369</b>
		Adult Male	80	2	0	0	82	41	138	92	271	<b>353</b>
		Juvenile Female	8	8	0	0	16	0	3	2	5	<b>21</b>
		Juvenile Male	9	3	0	2	14	0	1	1	2	<b>16</b>
		<b>Total</b>	<b>211</b>	<b>16</b>	<b>0</b>	<b>3</b>	<b>230</b>	<b>73</b>	<b>253</b>	<b>203</b>	<b>529</b>	<b>759</b>
	Marshall Univ Police		0	0	0	0	0	0	2	0	2	<b>2</b>
		Adult Female	13	0	0	0	13	0	30	9	39	<b>52</b>
		Adult Male	7	0	0	0	7	0	32	8	40	<b>47</b>
		Juvenile Female	1	0	0	0	1	0	0	0	0	<b>1</b>
		Juvenile Male	1	0	0	0	1	0	0	0	0	<b>1</b>
		<b>Total</b>	<b>22</b>	<b>0</b>	<b>0</b>	<b>0</b>	<b>22</b>	<b>0</b>	<b>64</b>	<b>17</b>	<b>81</b>	<b>103</b>
	Milton PD	Adult Female	19	0	0	0	19	2	9	4	15	<b>34</b>
		Adult Male	16	0	0	0	16	6	18	6	30	<b>46</b>
		Juvenile Female	5	1	0	0	6	0	0	0	0	<b>6</b>
		Juvenile Male	4	0	0	0	4	0	0	0	0	<b>4</b>

			Crimes Against Persons					Crimes Against Property				
			Assault Offenses	Forcible Sex Offenses	Murder	Other Crimes Against Persons	Total	Burglary/ B&E	Larceny	Other Crimes Against Property	Total	Total
<u><b>Cabell County</b></u>	Milton PD	<b>Total</b>	<b>44</b>	<b>1</b>	<b>0</b>	<b>0</b>	<b>45</b>	<b>8</b>	<b>27</b>	<b>10</b>	<b>45</b>	<b>90</b>
	Huntington Drug & Vio	Adult Male	1	0	0	0	1	0	0	0	0	1
		<b>Total</b>	<b>1</b>	<b>0</b>	<b>0</b>	<b>0</b>	<b>1</b>	<b>0</b>	<b>0</b>	<b>0</b>	<b>0</b>	<b>1</b>
	<b>Total</b>			<b>1,549</b>	<b>104</b>	<b>2</b>	<b>9</b>	<b>1,664</b>	<b>1,218</b>	<b>2,442</b>	<b>1,470</b>	<b>5,130</b>
<u><b>Calhoun County</b></u>	DNR - 6 - Calhoun	Adult Female	1	0	0	0	1	0	0	0	0	1
		<b>Total</b>	<b>1</b>	<b>0</b>	<b>0</b>	<b>0</b>	<b>1</b>	<b>0</b>	<b>0</b>	<b>0</b>	<b>0</b>	<b>1</b>
	Grantsville SP	Adult Female	23	0	0	0	23	3	13	25	41	64
		Adult Male	26	0	0	0	26	11	11	29	51	77
		Juvenile Female	0	6	0	0	6	0	0	0	0	6
		Juvenile Male	3	0	0	0	3	0	0	0	0	3
		<b>Total</b>	<b>52</b>	<b>6</b>	<b>0</b>	<b>0</b>	<b>58</b>	<b>14</b>	<b>24</b>	<b>54</b>	<b>92</b>	<b>150</b>
	<b>Total</b>			<b>53</b>	<b>6</b>	<b>0</b>	<b>0</b>	<b>59</b>	<b>14</b>	<b>24</b>	<b>54</b>	<b>92</b>
<u><b>Clay County</b></u>	Clay SP	Adult Female	25	0	1	0	26	11	11	10	32	58
		Adult Male	11	0	0	1	12	11	18	10	39	51
		Juvenile Female	2	0	0	0	2	0	0	0	0	2
		Juvenile Male	5	0	0	0	5	0	0	0	0	5
		<b>Total</b>	<b>43</b>	<b>0</b>	<b>1</b>	<b>1</b>	<b>45</b>	<b>22</b>	<b>29</b>	<b>20</b>	<b>71</b>	<b>116</b>
	<b>Total</b>			<b>43</b>	<b>0</b>	<b>1</b>	<b>1</b>	<b>45</b>	<b>22</b>	<b>29</b>	<b>20</b>	<b>71</b>
<u><b>Doddridge County</b></u>	Doddridge Co SO	Adult Female	15	0	1	0	16	3	7	10	20	36
		Adult Male	19	0	1	0	20	4	6	6	16	36

			Crimes Against Persons					Crimes Against Property				
			Assault Offenses	Forcible Sex Offenses	Murder	Other Crimes Against Persons	Total	Burglary/ B&E	Larceny	Other Crimes Against Property	Total	Total
<b><u>Doddridge County</u></b>	Doddridge Co SO	Juvenile Female	2	0	1	0	3	0	1	0	1	4
		Juvenile Male	8	0	0	0	8	0	0	0	0	8
		<b>Total</b>	<b>44</b>	<b>0</b>	<b>3</b>	<b>0</b>	<b>47</b>	<b>7</b>	<b>14</b>	<b>16</b>	<b>37</b>	<b>84</b>
	West Union PD	Adult Female	1	0	0	0	1	1	1	1	3	4
		<b>Total</b>	<b>1</b>	<b>0</b>	<b>0</b>	<b>0</b>	<b>1</b>	<b>1</b>	<b>1</b>	<b>1</b>	<b>3</b>	<b>4</b>
	West Union SP	Adult Female	6	1	0	0	7	2	9	11	22	29
		Adult Male	17	1	0	0	18	4	7	9	20	38
		Juvenile Female	0	1	0	0	1	0	0	0	0	1
		Juvenile Male	1	0	0	0	1	0	0	0	0	1
		<b>Total</b>	<b>24</b>	<b>3</b>	<b>0</b>	<b>0</b>	<b>27</b>	<b>6</b>	<b>16</b>	<b>20</b>	<b>42</b>	<b>69</b>
	<b>Total</b>			<b>69</b>	<b>3</b>	<b>3</b>	<b>0</b>	<b>75</b>	<b>14</b>	<b>31</b>	<b>37</b>	<b>82</b>
<b><u>Fayette County</u></b>	Fayette Co SO	Adult Female	192	4	2	2	200	73	112	108	293	493
		Adult Male	141	0	2	1	144	115	156	124	395	539
		Juvenile Female	23	11	0	0	34	0	3	2	5	39
		Juvenile Male	16	4	0	0	20	0	3	6	9	29
		<b>Total</b>	<b>372</b>	<b>19</b>	<b>4</b>	<b>3</b>	<b>398</b>	<b>188</b>	<b>274</b>	<b>240</b>	<b>702</b>	<b>1,100</b>
	Fayetteville PD	Adult Female	3	0	0	0	3	3	14	7	24	27
		Adult Male	4	0	0	0	4	5	23	9	37	41
		Juvenile Female	0	0	0	0	0	0	1	1	2	2
		Juvenile Male	3	0	0	0	3	0	0	0	0	3

		Crimes Against Persons					Crimes Against Property					Total
		Assault Offenses	Forcible Sex Offenses	Murder	Other Crimes Against Persons	Total	Burglary/ B&E	Larceny	Other Crimes Against Property	Total		
<b><u>Fayette County</u></b>	Fayetteville PD	<b>Total</b>	<b>10</b>	<b>0</b>	<b>0</b>	<b>0</b>	<b>10</b>	<b>8</b>	<b>38</b>	<b>17</b>	<b>63</b>	<b>73</b>
	Gauley Bridge PD	Adult Male	1	0	0	0	1	0	0	0	0	1
		<b>Total</b>	<b>1</b>	<b>0</b>	<b>0</b>	<b>0</b>	<b>1</b>	<b>0</b>	<b>0</b>	<b>0</b>	<b>0</b>	<b>1</b>
	Gauley Bridge SP	Adult Female	5	0	0	0	5	2	11	10	23	<b>28</b>
		Adult Male	12	0	0	0	12	5	22	15	42	<b>54</b>
		<b>Total</b>	<b>17</b>	<b>0</b>	<b>0</b>	<b>0</b>	<b>17</b>	<b>7</b>	<b>33</b>	<b>25</b>	<b>65</b>	<b>82</b>
	Mount Hope PD	Adult Female	10	0	0	0	10	2	8	10	20	<b>30</b>
		Adult Male	4	0	0	0	4	3	5	6	14	<b>18</b>
		Juvenile Female	1	0	0	0	1	0	0	0	0	<b>1</b>
		Juvenile Male	1	0	0	0	1	0	1	0	1	<b>2</b>
		<b>Total</b>	<b>16</b>	<b>0</b>	<b>0</b>	<b>0</b>	<b>16</b>	<b>5</b>	<b>14</b>	<b>16</b>	<b>35</b>	<b>51</b>
	Oak Hill PD		2	0	0	0	2	0	0	0	0	<b>2</b>
		Adult Female	40	1	0	0	41	20	44	22	86	<b>127</b>
		Adult Male	19	0	0	0	19	23	19	24	66	<b>85</b>
		Juvenile Female	6	0	0	1	7	0	1	0	1	<b>8</b>
		Juvenile Male	1	0	0	0	1	0	2	0	2	<b>3</b>
		<b>Total</b>	<b>68</b>	<b>1</b>	<b>0</b>	<b>1</b>	<b>70</b>	<b>43</b>	<b>66</b>	<b>46</b>	<b>155</b>	<b>225</b>
	Oak Hill SP	Adult Female	36	0	0	0	36	12	36	30	78	<b>114</b>
		Adult Male	44	0	0	0	44	19	60	42	121	<b>165</b>
		Juvenile Female	6	3	0	0	9	0	0	0	0	<b>9</b>

			Crimes Against Persons					Crimes Against Property				
			Assault Offenses	Forcible Sex Offenses	Murder	Other Crimes Against Persons	Total	Burglary/ B&E	Larceny	Other Crimes Against Property	Total	Total
<u>Fayette</u> <u>County</u>	Oak Hill SP	Juvenile Male	7	0	0	0	7	0	1	0	1	8
		<b>Total</b>	<b>93</b>	<b>3</b>	<b>0</b>	<b>0</b>	<b>96</b>	<b>31</b>	<b>97</b>	<b>72</b>	<b>200</b>	<b>296</b>
	WVU Tech-Security			0	0	0	0	0	1	0	1	1
		Adult Female	1	2	0	0	3	0	3	0	3	6
		Adult Male	0	0	0	0	0	0	5	5	10	10
		Juvenile Male	0	0	0	0	0	0	1	0	1	1
		<b>Total</b>	<b>1</b>	<b>2</b>	<b>0</b>	<b>0</b>	<b>3</b>	<b>0</b>	<b>10</b>	<b>5</b>	<b>15</b>	<b>18</b>
<b>Total</b>		<b>578</b>	<b>25</b>	<b>4</b>	<b>4</b>	<b>611</b>	<b>282</b>	<b>532</b>	<b>421</b>	<b>1,235</b>	<b>1,846</b>	
<u>Gilmer</u> <u>County</u>	Glennville PD	Adult Female	3	0	0	0	3	2	9	1	12	15
		Adult Male	4	0	0	0	4	2	1	0	3	7
		Juvenile Female	0	1	0	0	1	0	0	0	0	1
		Juvenile Male	2	0	0	0	2	0	0	0	0	2
		<b>Total</b>	<b>9</b>	<b>1</b>	<b>0</b>	<b>0</b>	<b>10</b>	<b>4</b>	<b>10</b>	<b>1</b>	<b>15</b>	<b>25</b>
	Glennville SP	Adult Female	37	1	0	0	38	2	9	4	15	53
		Adult Male	21	0	0	0	21	1	16	11	28	49
		Juvenile Female	3	3	0	3	9	0	0	0	0	9
		Juvenile Male	7	2	0	0	9	0	0	0	0	9
		<b>Total</b>	<b>68</b>	<b>6</b>	<b>0</b>	<b>3</b>	<b>77</b>	<b>3</b>	<b>25</b>	<b>15</b>	<b>43</b>	<b>120</b>
	<b>Total</b>		<b>77</b>	<b>7</b>	<b>0</b>	<b>3</b>	<b>87</b>	<b>7</b>	<b>35</b>	<b>16</b>	<b>58</b>	<b>145</b>
<u>Grant</u>	Grant Co	Adult Female	8	0	0	0	8	4	1	1	6	14

			Crimes Against Persons					Crimes Against Property				
			Assault Offenses	Forcible Sex Offenses	Murder	Other Crimes Against Persons	Total	Burglary/ B&E	Larceny	Other Crimes Against Property	Total	Total
<b><u>Grant County</u></b>	Grant Co SO	Adult Male	9	0	0	0	9	1	2	8	11	20
		Juvenile Female	1	0	0	0	1	0	0	0	0	1
		Juvenile Male	1	0	0	0	1	0	0	0	0	1
		<b>Total</b>	<b>19</b>	<b>0</b>	<b>0</b>	<b>0</b>	<b>19</b>	<b>5</b>	<b>3</b>	<b>9</b>	<b>17</b>	<b>36</b>
	Petersburg SP	Adult Female	38	1	0	1	40	5	16	16	37	77
		Adult Male	21	0	0	0	21	9	12	24	45	66
		Juvenile Female	4	7	0	2	13	0	0	1	1	14
		Juvenile Male	3	1	0	0	4	0	1	1	2	6
		<b>Total</b>	<b>66</b>	<b>9</b>	<b>0</b>	<b>3</b>	<b>78</b>	<b>14</b>	<b>29</b>	<b>42</b>	<b>85</b>	<b>163</b>
	<b>Total</b>			<b>85</b>	<b>9</b>	<b>0</b>	<b>3</b>	<b>97</b>	<b>19</b>	<b>32</b>	<b>51</b>	<b>102</b>
<b><u>Greenbrier County</u></b>	Greenbrier Co SO	Adult Female	43	2	0	0	45	9	20	5	34	79
		Adult Male	21	1	0	0	22	11	28	18	57	79
		Juvenile Female	2	1	0	0	3	0	1	0	1	4
		Juvenile Male	2	0	0	0	2	0	0	0	0	2
		<b>Total</b>	<b>68</b>	<b>4</b>	<b>0</b>	<b>0</b>	<b>72</b>	<b>20</b>	<b>49</b>	<b>23</b>	<b>92</b>	<b>164</b>
	Lewisburg PD	Adult Female	38	2	0	0	40	2	30	18	50	90
		Adult Male	24	0	0	0	24	2	24	16	42	66
		Juvenile Female	2	0	0	0	2	0	0	0	0	2
		<b>Total</b>	<b>64</b>	<b>2</b>	<b>0</b>	<b>0</b>	<b>66</b>	<b>4</b>	<b>54</b>	<b>34</b>	<b>92</b>	<b>158</b>
	Lewisburg	Adult Female	31	1	0	0	32	10	22	22	54	86

			Crimes Against Persons					Crimes Against Property					
			Assault Offenses	Forcible Sex Offenses	Murder	Other Crimes Against Persons	Total	Burglary/ B&E	Larceny	Other Crimes Against Property	Total	Total	
<b><u>Greenbrier County</u></b>	Lewisburg SP	Adult Male	22	0	0	0	22	12	25	25	62	<b>84</b>	
		Juvenile Female	4	3	0	0	7	0	1	1	2	<b>9</b>	
		Juvenile Male	1	2	0	0	3	0	0	0	0	<b>3</b>	
		<b>Total</b>	<b>58</b>	<b>6</b>	<b>0</b>	<b>0</b>	<b>64</b>	<b>22</b>	<b>48</b>	<b>48</b>	<b>118</b>	<b>182</b>	
	Rainelle PD	Adult Male	0	0	0	0	0	0	1	0	1	<b>1</b>	
		<b>Total</b>	<b>0</b>	<b>0</b>	<b>0</b>	<b>0</b>	<b>0</b>	<b>0</b>	<b>1</b>	<b>0</b>	<b>1</b>	<b>1</b>	
	Rainelle SP		1	0	0	0	1	0	0	0	0	<b>1</b>	
		Adult Female	10	0	1	0	11	11	15	18	44	<b>55</b>	
		Adult Male	12	0	1	0	13	14	30	15	59	<b>72</b>	
		Juvenile Female	2	0	1	1	4	0	2	0	2	<b>6</b>	
		Juvenile Male	1	0	1	0	2	0	1	0	1	<b>3</b>	
		<b>Total</b>	<b>26</b>	<b>0</b>	<b>4</b>	<b>1</b>	<b>31</b>	<b>25</b>	<b>48</b>	<b>33</b>	<b>106</b>	<b>137</b>	
	Ronceverte PD	Adult Female	8	1	0	0	9	2	2	4	8	<b>17</b>	
		Adult Male	2	0	0	0	2	0	6	2	8	<b>10</b>	
		Juvenile Female	2	0	0	0	2	0	0	0	0	<b>2</b>	
		<b>Total</b>	<b>12</b>	<b>1</b>	<b>0</b>	<b>0</b>	<b>13</b>	<b>2</b>	<b>8</b>	<b>6</b>	<b>16</b>	<b>29</b>	
	White Sulphur Springs PD	Adult Female	2	0	0	0	2	1	0	0	1	<b>3</b>	
		Adult Male	1	0	0	0	1	0	0	0	0	<b>1</b>	
		<b>Total</b>	<b>3</b>	<b>0</b>	<b>0</b>	<b>0</b>	<b>3</b>	<b>1</b>	<b>0</b>	<b>0</b>	<b>1</b>	<b>4</b>	
	<b>Total</b>			<b>231</b>	<b>13</b>	<b>4</b>	<b>1</b>	<b>249</b>	<b>74</b>	<b>208</b>	<b>144</b>	<b>426</b>	<b>675</b>



			Crimes Against Persons					Crimes Against Property				Total	
			Assault Offenses	Forcible Sex Offenses	Murder	Other Crimes Against Persons	Total	Burglary/ B&E	Larceny	Other Crimes Against Property	Total		
<u><b>Hampshire County</b></u>	Hampshire Co SO		15	0	0	0	15	0	0	1	1	16	
		Adult Female	58	2	0	0	60	24	25	23	72	132	
		Adult Male	59	0	0	0	59	29	42	29	100	159	
		Juvenile Female	2	3	0	1	6	0	0	0	0	6	
		Juvenile Male	9	1	0	0	10	0	0	0	0	10	
		<b>Total</b>	<b>143</b>	<b>6</b>	<b>0</b>	<b>1</b>	<b>150</b>	<b>53</b>	<b>67</b>	<b>53</b>	<b>173</b>	<b>323</b>	
	Romney PD	Adult Female	2	0	0	0	2	0	0	0	0	2	
		Adult Male	0	0	0	0	0	1	0	1	2	2	
		<b>Total</b>	<b>2</b>	<b>0</b>	<b>0</b>	<b>0</b>	<b>2</b>	<b>1</b>	<b>0</b>	<b>1</b>	<b>2</b>	<b>4</b>	
	Romney SP	Adult Female	76	0	0	0	76	12	17	41	70	146	
		Adult Male	78	1	0	0	79	27	40	43	110	189	
		Juvenile Female	8	6	0	2	16	1	0	3	4	20	
		Juvenile Male	5	1	0	0	6	0	1	1	2	8	
		<b>Total</b>	<b>167</b>	<b>8</b>	<b>0</b>	<b>2</b>	<b>177</b>	<b>40</b>	<b>58</b>	<b>88</b>	<b>186</b>	<b>363</b>	
	<b>Total</b>			<b>312</b>	<b>14</b>	<b>0</b>	<b>3</b>	<b>329</b>	<b>94</b>	<b>125</b>	<b>142</b>	<b>361</b>	<b>690</b>
	<u><b>Hancock County</b></u>	Hancock Co SO	Adult Female	17	0	0	0	17	2	12	3	17	34
			Adult Male	15	0	0	0	15	7	10	5	22	37
			Juvenile Female	1	0	0	0	1	0	0	0	0	1
			<b>Total</b>	<b>33</b>	<b>0</b>	<b>0</b>	<b>0</b>	<b>33</b>	<b>9</b>	<b>22</b>	<b>8</b>	<b>39</b>	<b>72</b>
		New	Adult Female	6	0	0	1	7	1	5	4	10	17

			Crimes Against Persons					Crimes Against Property					
			Assault Offenses	Forcible Sex Offenses	Murder	Other Crimes Against Persons	Total	Burglary/B&E	Larceny	Other Crimes Against Property	Total	Total	
<b><u>Hancock County</u></b>	New Cumberland SP	Adult Male	3	0	0	0	3	0	11	4	15	18	
		Juvenile Female	1	4	0	0	5	0	0	0	0	5	
		<b>Total</b>	<b>10</b>	<b>4</b>	<b>0</b>	<b>1</b>	<b>15</b>	<b>1</b>	<b>16</b>	<b>8</b>	<b>25</b>	<b>40</b>	
	Hancock-Brooke Drug	Adult Female	1	0	0	0	1	0	0	0	0	1	
		<b>Total</b>	<b>1</b>	<b>0</b>	<b>0</b>	<b>0</b>	<b>1</b>	<b>0</b>	<b>0</b>	<b>0</b>	<b>0</b>	<b>1</b>	
	Weirton PD	Adult Female	98	3	0	2	103	21	50	74	145	248	
		Adult Male	49	0	0	0	49	34	42	63	139	188	
		Juvenile Female	18	1	0	4	23	1	0	1	2	25	
		Juvenile Male	17	1	0	0	18	0	0	1	1	19	
		<b>Total</b>	<b>182</b>	<b>5</b>	<b>0</b>	<b>6</b>	<b>193</b>	<b>56</b>	<b>92</b>	<b>139</b>	<b>287</b>	<b>480</b>	
	<b>Total</b>			<b>226</b>	<b>9</b>	<b>0</b>	<b>7</b>	<b>242</b>	<b>66</b>	<b>130</b>	<b>155</b>	<b>351</b>	<b>593</b>
	<b><u>Hardy County</u></b>	Hardy Co SO	Adult Female	6	0	0	0	6	0	8	4	12	18
			Adult Male	7	0	0	0	7	9	4	13	26	33
Juvenile Female			0	3	0	0	3	0	0	0	0	3	
Juvenile Male			1	0	0	0	1	0	0	0	0	1	
<b>Total</b>			<b>14</b>	<b>3</b>	<b>0</b>	<b>0</b>	<b>17</b>	<b>9</b>	<b>12</b>	<b>17</b>	<b>38</b>	<b>55</b>	
Moorefield PD		Adult Female	14	0	0	0	14	5	7	7	19	33	
		Adult Male	11	0	0	0	11	3	3	4	10	21	
		Juvenile Female	2	1	0	0	3	0	0	0	0	3	
		Juvenile Male	1	0	0	0	1	0	0	0	0	1	

		Crimes Against Persons					Crimes Against Property					Total
		Assault Offenses	Forcible Sex Offenses	Murder	Other Crimes Against Persons	Total	Burglary/ B&E	Larceny	Other Crimes Against Property	Total		
<b><u>Hardy County</u></b>	Moorefield PD	<b>Total</b>	<b>28</b>	<b>1</b>	<b>0</b>	<b>0</b>	<b>29</b>	<b>8</b>	<b>10</b>	<b>11</b>	<b>29</b>	<b>58</b>
	Moorefield SP	Adult Female	41	0	0	0	41	4	10	15	29	<b>70</b>
		Adult Male	26	0	0	0	26	12	20	20	52	<b>78</b>
		Juvenile Female	8	8	0	0	16	0	0	2	2	<b>18</b>
		Juvenile Male	5	1	0	0	6	0	0	1	1	<b>7</b>
		<b>Total</b>	<b>80</b>	<b>9</b>	<b>0</b>	<b>0</b>	<b>89</b>	<b>16</b>	<b>30</b>	<b>38</b>	<b>84</b>	<b>173</b>
	<b>Total</b>	<b>122</b>	<b>13</b>	<b>0</b>	<b>0</b>	<b>135</b>	<b>33</b>	<b>52</b>	<b>66</b>	<b>151</b>	<b>286</b>	
<b><u>Harrison County</u></b>	Bridgeport PD		0	0	0	0	0	1	0	0	1	<b>1</b>
		Adult Female	42	4	0	0	46	8	40	36	84	<b>130</b>
		Adult Male	29	1	0	0	30	9	36	32	77	<b>107</b>
		Juvenile Female	5	2	0	0	7	0	5	0	5	<b>12</b>
		Juvenile Male	5	0	0	0	5	0	2	1	3	<b>8</b>
		<b>Total</b>	<b>81</b>	<b>7</b>	<b>0</b>	<b>0</b>	<b>88</b>	<b>18</b>	<b>83</b>	<b>69</b>	<b>170</b>	<b>258</b>
	Bridgeport SP	Adult Female	64	3	0	1	68	25	57	39	121	<b>189</b>
		Adult Male	35	0	0	0	35	35	74	53	162	<b>197</b>
		Juvenile Female	2	7	0	1	10	0	1	0	1	<b>11</b>
		Juvenile Male	6	1	0	1	8	0	0	1	1	<b>9</b>
		<b>Total</b>	<b>107</b>	<b>11</b>	<b>0</b>	<b>3</b>	<b>121</b>	<b>60</b>	<b>132</b>	<b>93</b>	<b>285</b>	<b>406</b>
	Clarksburg PD		1	0	0	0	1	0	0	0	0	<b>1</b>
Adult Female		235	8	0	2	245	53	148	133	334	<b>579</b>	

			Crimes Against Persons					Crimes Against Property				Total
			Assault Offenses	Forcible Sex Offenses	Murder	Other Crimes Against Persons	Total	Burglary/B&E	Larceny	Other Crimes Against Property	Total	
<b><u>Harrison County</u></b>	Clarksburg PD	Adult Male	166	0	1	0	167	50	145	120	315	<b>482</b>
		Juvenile Female	28	17	0	4	49	0	3	2	5	<b>54</b>
		Juvenile Male	29	2	0	0	31	0	4	1	5	<b>36</b>
		<b>Total</b>	<b>459</b>	<b>27</b>	<b>1</b>	<b>6</b>	<b>493</b>	<b>103</b>	<b>300</b>	<b>256</b>	<b>659</b>	<b>1,152</b>
	Harrison Co SO		1	0	0	0	1	0	0	0	0	<b>1</b>
		Adult Female	108	8	0	0	116	31	68	65	164	<b>280</b>
		Adult Male	66	0	0	0	66	44	98	73	215	<b>281</b>
		Juvenile Female	19	8	0	2	29	0	2	0	2	<b>31</b>
		Juvenile Male	12	1	0	1	14	0	0	0	0	<b>14</b>
		<b>Total</b>	<b>206</b>	<b>17</b>	<b>0</b>	<b>3</b>	<b>226</b>	<b>75</b>	<b>168</b>	<b>138</b>	<b>381</b>	<b>607</b>
	Lumberport PD	Adult Female	1	0	0	0	1	0	1	1	2	<b>3</b>
		Adult Male	2	0	0	0	2	0	0	1	1	<b>3</b>
		Juvenile Female	1	0	0	0	1	0	0	0	0	<b>1</b>
		<b>Total</b>	<b>4</b>	<b>0</b>	<b>0</b>	<b>0</b>	<b>4</b>	<b>0</b>	<b>1</b>	<b>2</b>	<b>3</b>	<b>7</b>
	Nutter Fort PD	Adult Female	5	0	0	0	5	1	2	3	6	<b>11</b>
		Adult Male	3	0	0	0	3	2	6	2	10	<b>13</b>
		<b>Total</b>	<b>8</b>	<b>0</b>	<b>0</b>	<b>0</b>	<b>8</b>	<b>3</b>	<b>8</b>	<b>5</b>	<b>16</b>	<b>24</b>
	Shinnston PD	Adult Female	11	0	0	0	11	4	8	3	15	<b>26</b>
		Adult Male	11	0	0	0	11	3	10	5	18	<b>29</b>
		Juvenile Male	2	0	0	0	2	0	3	1	4	<b>6</b>

			Crimes Against Persons					Crimes Against Property				
			Assault Offenses	Forcible Sex Offenses	Murder	Other Crimes Against Persons	Total	Burglary/ B&E	Larceny	Other Crimes Against Property	Total	Total
<u>Harrison County</u>	Shinnston PD	<b>Total</b>	<b>24</b>	<b>0</b>	<b>0</b>	<b>0</b>	<b>24</b>	<b>7</b>	<b>21</b>	<b>9</b>	<b>37</b>	<b>61</b>
	<b>Total</b>		<b>889</b>	<b>62</b>	<b>1</b>	<b>12</b>	<b>964</b>	<b>266</b>	<b>713</b>	<b>572</b>	<b>1,551</b>	<b>2,515</b>
<u>Jackson County</u>	Jackson Co SO	Adult Female	38	0	0	0	38	2	10	1	13	51
		Adult Male	12	0	0	0	12	1	26	0	27	39
		Juvenile Female	1	0	0	0	1	0	0	0	0	1
		Juvenile Male	1	0	0	0	1	0	0	0	0	1
		<b>Total</b>	<b>52</b>	<b>0</b>	<b>0</b>	<b>0</b>	<b>52</b>	<b>3</b>	<b>36</b>	<b>1</b>	<b>40</b>	<b>92</b>
	Ravenswo od PD	Adult Female	23	1	0	0	24	3	20	34	57	81
		Adult Male	16	0	0	0	16	4	17	16	37	53
		Juvenile Female	3	0	0	0	3	0	2	0	2	5
		Juvenile Male	1	0	0	0	1	0	0	0	0	1
		<b>Total</b>	<b>43</b>	<b>1</b>	<b>0</b>	<b>0</b>	<b>44</b>	<b>7</b>	<b>39</b>	<b>50</b>	<b>96</b>	<b>140</b>
	Ripley PD	Adult Female	8	0	0	0	8	0	4	0	4	12
		Adult Male	4	0	0	0	4	0	1	0	1	5
		Juvenile Female	3	2	0	0	5	0	0	0	0	5
		Juvenile Male	0	0	0	0	0	0	1	0	1	1
		<b>Total</b>	<b>15</b>	<b>2</b>	<b>0</b>	<b>0</b>	<b>17</b>	<b>0</b>	<b>6</b>	<b>0</b>	<b>6</b>	<b>23</b>
	Ripley SP	Adult Female	37	1	0	0	38	12	25	29	66	104
		Adult Male	30	0	0	0	30	19	41	35	95	125
Juvenile Female		2	7	0	1	10	0	2	0	2	12	

			Crimes Against Persons					Crimes Against Property				Total
			Assault Offenses	Forcible Sex Offenses	Murder	Other Crimes Against Persons	Total	Burglary/B&E	Larceny	Other Crimes Against Property	Total	
<u>Jackson County</u>	Ripley SP	Juvenile Male	1	1	0	0	2	0	1	1	2	4
		<b>Total</b>	<b>70</b>	<b>9</b>	<b>0</b>	<b>1</b>	<b>80</b>	<b>31</b>	<b>69</b>	<b>65</b>	<b>165</b>	<b>245</b>
	<b>Total</b>	<b>180</b>	<b>12</b>	<b>0</b>	<b>1</b>	<b>193</b>	<b>41</b>	<b>150</b>	<b>116</b>	<b>307</b>	<b>500</b>	
<u>Jefferson County</u>	Charles Town PD	Adult Female	11	0	0	0	11	3	12	8	23	34
		Adult Male	8	0	0	0	8	4	24	7	35	43
		<b>Total</b>	<b>19</b>	<b>0</b>	<b>0</b>	<b>0</b>	<b>19</b>	<b>7</b>	<b>36</b>	<b>15</b>	<b>58</b>	<b>77</b>
	Harpers Ferry PD	Adult Female	5	0	0	0	5	1	1	3	5	10
		Adult Male	0	0	0	0	0	0	1	1	2	2
		Juvenile Male	1	0	0	0	1	0	0	0	0	1
		<b>Total</b>	<b>6</b>	<b>0</b>	<b>0</b>	<b>0</b>	<b>6</b>	<b>1</b>	<b>2</b>	<b>4</b>	<b>7</b>	<b>13</b>
	Jefferson Co SO	Adult Female	64	2	0	1	67	8	117	84	209	276
		Adult Male	50	0	0	0	50	10	164	82	256	306
		Juvenile Female	8	3	0	0	11	0	1	0	1	12
		Juvenile Male	9	1	0	0	10	0	3	0	3	13
		<b>Total</b>	<b>131</b>	<b>6</b>	<b>0</b>	<b>1</b>	<b>138</b>	<b>18</b>	<b>285</b>	<b>166</b>	<b>469</b>	<b>607</b>
	Kearneysville SP	Adult Female	100	4	0	1	105	35	57	84	176	281
		Adult Male	58	0	0	0	58	55	72	84	211	269
		Juvenile Female	14	4	0	0	18	0	0	2	2	20
Juvenile Male		7	4	0	0	11	0	1	1	2	13	
<b>Total</b>		<b>179</b>	<b>12</b>	<b>0</b>	<b>1</b>	<b>192</b>	<b>90</b>	<b>130</b>	<b>171</b>	<b>391</b>	<b>583</b>	

			Crimes Against Persons					Crimes Against Property				Total	
			Assault Offenses	Forcible Sex Offenses	Murder	Other Crimes Against Persons	Total	Burglary/ B&E	Larceny	Other Crimes Against Property	Total		
<u>Jefferson County</u>	Shepherd University	Adult Female	6	4	0	0	10	2	9	3	14	24	
		Adult Male	2	0	0	0	2	2	11	6	19	21	
		<b>Total</b>	<b>8</b>	<b>4</b>	<b>0</b>	<b>0</b>	<b>12</b>	<b>4</b>	<b>20</b>	<b>9</b>	<b>33</b>	<b>45</b>	
	Shepherdstown PD	Adult Female	2	0	0	0	2	1	5	3	9	11	
		Adult Male	4	0	0	0	4	1	7	2	10	14	
		Juvenile Female	1	0	0	1	2	0	0	0	0	2	
		<b>Total</b>	<b>7</b>	<b>0</b>	<b>0</b>	<b>1</b>	<b>8</b>	<b>2</b>	<b>12</b>	<b>5</b>	<b>19</b>	<b>27</b>	
	<b>Total</b>			<b>350</b>	<b>22</b>	<b>0</b>	<b>3</b>	<b>375</b>	<b>122</b>	<b>485</b>	<b>370</b>	<b>977</b>	<b>1,352</b>
	<u>Kanawha County</u>	BCI - SO Charleston	Adult Female	1	0	0	0	1	0	0	0	0	1
			Adult Male	0	0	0	0	0	0	0	1	1	1
<b>Total</b>			<b>1</b>	<b>0</b>	<b>0</b>	<b>0</b>	<b>1</b>	<b>0</b>	<b>0</b>	<b>1</b>	<b>1</b>	<b>2</b>	
Cedar Grove PD		Adult Female	14	0	0	0	14	5	9	5	19	33	
		Adult Male	6	0	0	0	6	0	3	1	4	10	
		Juvenile Female	2	0	0	0	2	0	0	0	0	2	
		<b>Total</b>	<b>22</b>	<b>0</b>	<b>0</b>	<b>0</b>	<b>22</b>	<b>5</b>	<b>12</b>	<b>6</b>	<b>23</b>	<b>45</b>	
Charleston PD			1	0	0	0	1	1	0	5	6	7	
		Adult Female	1,031	50	1	10	1,092	306	634	470	1,410	2,502	
		Adult Male	747	1	6	1	755	307	628	456	1,391	2,146	
		Juvenile Female	98	23	0	6	127	3	17	7	27	154	
		Juvenile Male	128	9	0	3	140	2	13	14	29	169	

			Crimes Against Persons					Crimes Against Property				Total
			Assault Offenses	Forcible Sex Offenses	Murder	Other Crimes Against Persons	Total	Burglary/ B&E	Larceny	Other Crimes Against Property	Total	
<b><u>Kanawha</u></b> <b><u>County</u></b>	Charleston PD	<b>Total</b>	<b>2,005</b>	<b>83</b>	<b>7</b>	<b>20</b>	<b>2,115</b>	<b>619</b>	<b>1,292</b>	<b>952</b>	<b>2,863</b>	<b>4,978</b>
	Dunbar PD	Adult Female	88	8	0	0	96	35	71	58	164	<b>260</b>
		Adult Male	88	1	0	1	90	30	63	56	149	<b>239</b>
		Juvenile Female	8	2	0	0	10	0	1	0	1	<b>11</b>
		Juvenile Male	5	0	0	1	6	0	0	1	1	<b>7</b>
		<b>Total</b>	<b>189</b>	<b>11</b>	<b>0</b>	<b>2</b>	<b>202</b>	<b>65</b>	<b>135</b>	<b>115</b>	<b>315</b>	<b>517</b>
	East Bank PD	Adult Male	1	0	0	0	1	0	0	0	0	<b>1</b>
		<b>Total</b>	<b>1</b>	<b>0</b>	<b>0</b>	<b>0</b>	<b>1</b>	<b>0</b>	<b>0</b>	<b>0</b>	<b>0</b>	<b>1</b>
	FIRE MARSHAL - Kanawha	Adult Female	0	0	0	0	0	0	0	2	2	<b>2</b>
		Adult Male	0	0	0	0	0	0	0	1	1	<b>1</b>
		<b>Total</b>	<b>0</b>	<b>0</b>	<b>0</b>	<b>0</b>	<b>0</b>	<b>0</b>	<b>0</b>	<b>3</b>	<b>3</b>	<b>3</b>
	Glasgow PD	Adult Female	3	0	0	0	3	3	5	6	14	<b>17</b>
		Adult Male	6	0	0	0	6	0	9	5	14	<b>20</b>
		<b>Total</b>	<b>9</b>	<b>0</b>	<b>0</b>	<b>0</b>	<b>9</b>	<b>3</b>	<b>14</b>	<b>11</b>	<b>28</b>	<b>37</b>
	Kanawha Co Parks	Adult Female	0	0	0	0	0	0	2	0	2	<b>2</b>
		<b>Total</b>	<b>0</b>	<b>0</b>	<b>0</b>	<b>0</b>	<b>0</b>	<b>0</b>	<b>2</b>	<b>0</b>	<b>2</b>	<b>2</b>
	Kanawha Co SO		0	0	0	0	0	1	0	1	2	<b>2</b>
		Adult Female	836	17	4	7	864	223	282	298	803	<b>1,667</b>
		Adult Male	454	3	6	0	463	289	400	303	992	<b>1,455</b>
		Juvenile Female	74	46	0	2	122	0	4	5	9	<b>131</b>



			Crimes Against Persons					Crimes Against Property				
			Assault Offenses	Forcible Sex Offenses	Murder	Other Crimes Against Persons	Total	Burglary/ B&E	Larceny	Other Crimes Against Property	Total	Total
<b><u>Kanawha</u></b> <b><u>County</u></b>	Kanawha Co SO	Juvenile Male	60	17	0	3	80	1	2	1	4	<b>84</b>
		<b>Total</b>	<b>1,424</b>	<b>83</b>	<b>10</b>	<b>12</b>	<b>1,529</b>	<b>514</b>	<b>688</b>	<b>608</b>	<b>1,810</b>	<b>3,339</b>
	Marmet PD	Adult Female	0	0	0	0	0	2	3	1	6	<b>6</b>
		Adult Male	0	0	0	0	0	1	1	0	2	<b>2</b>
		<b>Total</b>	<b>0</b>	<b>0</b>	<b>0</b>	<b>0</b>	<b>0</b>	<b>3</b>	<b>4</b>	<b>1</b>	<b>8</b>	<b>8</b>
	Nitro PD	Adult Female	40	1	0	0	41	18	42	35	95	<b>136</b>
		Adult Male	35	0	0	0	35	20	50	37	107	<b>142</b>
		Juvenile Female	5	5	0	0	10	0	0	0	0	<b>10</b>
		Juvenile Male	5	0	0	0	5	0	0	0	0	<b>5</b>
		<b>Total</b>	<b>85</b>	<b>6</b>	<b>0</b>	<b>0</b>	<b>91</b>	<b>38</b>	<b>92</b>	<b>72</b>	<b>202</b>	<b>293</b>
	Quincy SP	Adult Female	28	1	0	1	30	15	36	32	83	<b>113</b>
		Adult Male	58	1	0	0	59	15	65	34	114	<b>173</b>
		Juvenile Female	6	3	0	0	9	0	0	0	0	<b>9</b>
		Juvenile Male	1	3	0	0	4	0	0	0	0	<b>4</b>
		<b>Total</b>	<b>93</b>	<b>8</b>	<b>0</b>	<b>1</b>	<b>102</b>	<b>30</b>	<b>101</b>	<b>66</b>	<b>197</b>	<b>299</b>
	So Charleston SP	Adult Female	91	8	0	0	99	27	96	141	264	<b>363</b>
		Adult Male	50	1	0	0	51	34	128	109	271	<b>322</b>
		Juvenile Female	7	7	0	3	17	0	1	1	2	<b>19</b>
		Juvenile Male	6	2	0	1	9	0	0	0	0	<b>9</b>
		<b>Total</b>	<b>154</b>	<b>18</b>	<b>0</b>	<b>4</b>	<b>176</b>	<b>61</b>	<b>225</b>	<b>251</b>	<b>537</b>	<b>713</b>

			Crimes Against Persons					Crimes Against Property				Total
			Assault Offenses	Forcible Sex Offenses	Murder	Other Crimes Against Persons	Total	Burglary/ B&E	Larceny	Other Crimes Against Property	Total	
<b><u>Kanawha</u></b> <b><u>County</u></b>	South Charleston PD	Adult Female	150	2	0	4	156	40	139	119	298	<b>454</b>
		Adult Male	107	0	0	1	108	36	149	107	292	<b>400</b>
		Juvenile Female	16	16	0	3	35	1	1	3	5	<b>40</b>
		Juvenile Male	28	2	0	0	30	2	3	1	6	<b>36</b>
		<b>Total</b>	<b>301</b>	<b>20</b>	<b>0</b>	<b>8</b>	<b>329</b>	<b>79</b>	<b>292</b>	<b>230</b>	<b>601</b>	<b>930</b>
	St Albans PD	Adult Female	53	1	0	1	55	25	90	66	181	<b>236</b>
		Adult Male	46	2	0	0	48	42	101	71	214	<b>262</b>
		Juvenile Female	6	0	0	2	8	0	2	0	2	<b>10</b>
		Juvenile Male	11	4	0	3	18	1	6	3	10	<b>28</b>
		<b>Total</b>	<b>116</b>	<b>7</b>	<b>0</b>	<b>6</b>	<b>129</b>	<b>68</b>	<b>199</b>	<b>140</b>	<b>407</b>	<b>536</b>
	tf Metro Drug Enforcemen	Adult Female	1	0	0	0	1	0	0	1	1	<b>2</b>
		<b>Total</b>	<b>1</b>	<b>0</b>	<b>0</b>	<b>0</b>	<b>1</b>	<b>0</b>	<b>0</b>	<b>1</b>	<b>1</b>	<b>2</b>
	Turnpike - Kanawha	Adult Female	0	0	0	0	0	0	0	3	3	<b>3</b>
		Adult Male	1	0	0	0	1	0	0	1	1	<b>2</b>
		<b>Total</b>	<b>1</b>	<b>0</b>	<b>0</b>	<b>0</b>	<b>1</b>	<b>0</b>	<b>0</b>	<b>4</b>	<b>4</b>	<b>5</b>
	WV State University	Adult Female	5	1	0	0	6	0	7	1	8	<b>14</b>
		Adult Male	5	0	0	0	5	2	6	2	10	<b>15</b>
		<b>Total</b>	<b>10</b>	<b>1</b>	<b>0</b>	<b>0</b>	<b>11</b>	<b>2</b>	<b>13</b>	<b>3</b>	<b>18</b>	<b>29</b>
	<b>Total</b>			<b>4,412</b>	<b>237</b>	<b>17</b>	<b>53</b>	<b>4,719</b>	<b>1,487</b>	<b>3,069</b>	<b>2,464</b>	<b>7,020</b>
<b><u>Lewis</u></b>	Lewis Co	Adult Female	14	0	0	0	14	1	3	1	5	<b>19</b>

			Crimes Against Persons					Crimes Against Property				Total
			Assault Offenses	Forcible Sex Offenses	Murder	Other Crimes Against Persons	Total	Burglary/ B&E	Larceny	Other Crimes Against Property	Total	
<u>Lewis County</u>	Lewis Co SO	Adult Male	8	0	0	0	8	1	3	1	5	13
		Juvenile Female	9	0	0	0	9	0	0	0	0	9
		Juvenile Male	2	0	0	0	2	0	2	0	2	4
		<b>Total</b>	<b>33</b>	<b>0</b>	<b>0</b>	<b>0</b>	<b>33</b>	<b>2</b>	<b>8</b>	<b>2</b>	<b>12</b>	<b>45</b>
	Weston PD	Adult Female	13	0	0	0	13	0	0	1	1	14
		Adult Male	7	0	0	0	7	0	0	1	1	8
		Juvenile Female	1	0	0	0	1	0	0	0	0	1
		Juvenile Male	1	0	0	0	1	0	0	0	0	1
		<b>Total</b>	<b>22</b>	<b>0</b>	<b>0</b>	<b>0</b>	<b>22</b>	<b>0</b>	<b>0</b>	<b>2</b>	<b>2</b>	<b>24</b>
	Weston SP	Adult Female	47	0	0	0	47	20	30	43	93	140
		Adult Male	30	0	0	0	30	31	44	37	112	142
		Juvenile Female	10	5	0	1	16	0	1	0	1	17
		Juvenile Male	10	0	0	1	11	0	1	0	1	12
		<b>Total</b>	<b>97</b>	<b>5</b>	<b>0</b>	<b>2</b>	<b>104</b>	<b>51</b>	<b>76</b>	<b>80</b>	<b>207</b>	<b>311</b>
<b>Total</b>			<b>152</b>	<b>5</b>	<b>0</b>	<b>2</b>	<b>159</b>	<b>53</b>	<b>84</b>	<b>84</b>	<b>221</b>	<b>380</b>
<u>Lincoln County</u>	Hamlin PD	Adult Female	8	0	0	0	8	2	10	6	18	26
		Adult Male	3	0	0	0	3	0	8	3	11	14
		Juvenile Female	3	1	0	0	4	0	1	1	2	6
		Juvenile Male	4	1	0	0	5	0	0	0	0	5
		<b>Total</b>	<b>18</b>	<b>2</b>	<b>0</b>	<b>0</b>	<b>20</b>	<b>2</b>	<b>19</b>	<b>10</b>	<b>31</b>	<b>51</b>

			Crimes Against Persons					Crimes Against Property				Total	
			Assault Offenses	Forcible Sex Offenses	Murder	Other Crimes Against Persons	Total	Burglary/ B&E	Larceny	Other Crimes Against Property	Total		
<u>Lincoln County</u>	Hamlin SP	Adult Female	97	1	0	0	98	50	85	66	201	299	
		Adult Male	102	0	1	0	103	55	114	68	237	340	
		Juvenile Female	12	3	0	0	15	0	1	1	2	17	
		Juvenile Male	7	3	0	0	10	0	0	0	0	10	
		<b>Total</b>	<b>218</b>	<b>7</b>	<b>1</b>	<b>0</b>	<b>226</b>	<b>105</b>	<b>200</b>	<b>135</b>	<b>440</b>	<b>666</b>	
	Lincoln Co SO	Adult Female	1	0	0	0	1	0	0	0	0	1	
		Adult Male	2	0	0	0	2	0	0	0	0	2	
		<b>Total</b>	<b>3</b>	<b>0</b>	<b>0</b>	<b>0</b>	<b>3</b>	<b>0</b>	<b>0</b>	<b>0</b>	<b>0</b>	<b>3</b>	
	<b>Total</b>			<b>239</b>	<b>9</b>	<b>1</b>	<b>0</b>	<b>249</b>	<b>107</b>	<b>219</b>	<b>145</b>	<b>471</b>	<b>720</b>
	<u>Logan County</u>	Chapmanville PD	Adult Female	11	0	0	0	11	3	3	4	10	21
Adult Male			4	0	0	0	4	1	9	5	15	19	
Juvenile Female			2	0	0	0	2	0	1	0	1	3	
Juvenile Male			1	0	0	0	1	0	0	0	0	1	
<b>Total</b>			<b>18</b>	<b>0</b>	<b>0</b>	<b>0</b>	<b>18</b>	<b>4</b>	<b>13</b>	<b>9</b>	<b>26</b>	<b>44</b>	
Logan Co SO			3	0	0	0	3	0	1	1	2	5	
		Adult Female	24	1	1	0	26	2	12	7	21	47	
		Adult Male	14	0	2	0	16	5	13	8	26	42	
		Juvenile Female	1	0	0	0	1	0	0	0	0	1	
		Juvenile Male	3	0	0	0	3	0	0	0	0	3	
		<b>Total</b>	<b>45</b>	<b>1</b>	<b>3</b>	<b>0</b>	<b>49</b>	<b>7</b>	<b>26</b>	<b>16</b>	<b>49</b>	<b>98</b>	

			Crimes Against Persons					Crimes Against Property					
			Assault Offenses	Forcible Sex Offenses	Murder	Other Crimes Against Persons	Total	Burglary/ B&E	Larceny	Other Crimes Against Property	Total	Total	
<u>Logan County</u>	Logan SP	Adult Female	173	4	0	0	177	35	121	82	238	415	
		Adult Male	110	1	0	1	112	54	166	82	302	414	
		Juvenile Female	16	10	0	0	26	0	0	4	4	30	
		Juvenile Male	7	1	0	1	9	0	3	1	4	13	
		<b>Total</b>	<b>306</b>	<b>16</b>	<b>0</b>	<b>2</b>	<b>324</b>	<b>89</b>	<b>290</b>	<b>169</b>	<b>548</b>	<b>872</b>	
	<b>Total</b>	<b>369</b>	<b>17</b>	<b>3</b>	<b>2</b>	<b>391</b>	<b>100</b>	<b>329</b>	<b>194</b>	<b>623</b>	<b>1,014</b>		
<u>Marion County</u>	Fairmont Campus Police	Adult Female	8	1	0	0	9	3	16	14	33	42	
		Adult Male	5	0	0	0	5	3	19	7	29	34	
		Juvenile Female	0	0	0	0	0	0	1	1	2	2	
		Juvenile Male	1	0	0	0	1	0	1	0	1	2	
		<b>Total</b>	<b>14</b>	<b>1</b>	<b>0</b>	<b>0</b>	<b>15</b>	<b>6</b>	<b>37</b>	<b>22</b>	<b>65</b>	<b>80</b>	
	Fairmont PD			1	1	0	0	2	0	1	0	1	3
		Adult Female	86	7	0	2	95	56	75	72	203	298	
		Adult Male	73	0	0	0	73	56	73	76	205	278	
		Juvenile Female	20	9	0	8	37	2	1	2	5	42	
		Juvenile Male	22	4	0	1	27	0	1	0	1	28	
		<b>Total</b>	<b>202</b>	<b>21</b>	<b>0</b>	<b>11</b>	<b>234</b>	<b>114</b>	<b>151</b>	<b>150</b>	<b>415</b>	<b>649</b>	
	Fairmont SP	Adult Female	14	1	0	0	15	11	15	31	57	72	
		Adult Male	13	0	0	1	14	14	32	26	72	86	
Juvenile Female		1	3	0	0	4	0	0	0	0	4		

			Crimes Against Persons					Crimes Against Property				
			Assault Offenses	Forcible Sex Offenses	Murder	Other Crimes Against Persons	Total	Burglary/ B&E	Larceny	Other Crimes Against Property	Total	Total
<b><u>Marion County</u></b>	Fairmont SP	Juvenile Male	2	0	0	0	2	0	0	1	1	3
		<b>Total</b>	<b>30</b>	<b>4</b>	<b>0</b>	<b>1</b>	<b>35</b>	<b>25</b>	<b>47</b>	<b>58</b>	<b>130</b>	<b>165</b>
	Marion Co SO	Adult Female	67	1	0	2	70	6	10	22	38	108
		Adult Male	45	0	0	1	46	10	24	23	57	103
		Juvenile Female	10	0	0	0	10	0	0	0	0	10
		Juvenile Male	9	0	0	0	9	0	0	0	0	9
		<b>Total</b>	<b>131</b>	<b>1</b>	<b>0</b>	<b>3</b>	<b>135</b>	<b>16</b>	<b>34</b>	<b>45</b>	<b>95</b>	<b>230</b>
	Monongah PD	Adult Female	0	0	0	0	0	0	0	1	1	1
		Adult Male	1	0	0	0	1	0	0	0	0	1
		<b>Total</b>	<b>1</b>	<b>0</b>	<b>0</b>	<b>0</b>	<b>1</b>	<b>0</b>	<b>0</b>	<b>1</b>	<b>1</b>	<b>2</b>
<b>Total</b>			<b>378</b>	<b>27</b>	<b>0</b>	<b>15</b>	<b>420</b>	<b>161</b>	<b>269</b>	<b>276</b>	<b>706</b>	<b>1,126</b>
<b><u>Marshall County</u></b>	Benwood PD	Adult Female	1	0	0	0	1	0	0	0	0	1
		Adult Male	1	0	0	0	1	0	1	0	1	2
		<b>Total</b>	<b>2</b>	<b>0</b>	<b>0</b>	<b>0</b>	<b>2</b>	<b>0</b>	<b>1</b>	<b>0</b>	<b>1</b>	<b>3</b>
	Glen Dale PD	Adult Female	11	1	0	1	13	4	5	10	19	32
		Adult Male	5	0	0	0	5	6	8	2	16	21
		Juvenile Female	0	0	0	0	0	0	1	0	1	1
		<b>Total</b>	<b>16</b>	<b>1</b>	<b>0</b>	<b>1</b>	<b>18</b>	<b>10</b>	<b>14</b>	<b>12</b>	<b>36</b>	<b>54</b>
	Marshall Co SO	Adult Female	42	0	0	0	42	20	34	27	81	123
		Adult Male	33	0	0	0	33	36	63	44	143	176

			Crimes Against Persons					Crimes Against Property				Total
			Assault Offenses	Forcible Sex Offenses	Murder	Other Crimes Against Persons	Total	Burglary/ B&E	Larceny	Other Crimes Against Property	Total	
<b><u>Marshall County</u></b>	Marshall Co SO	Juvenile Female	7	4	0	0	11	0	3	1	4	15
		Juvenile Male	15	0	0	0	15	0	1	0	1	16
		<b>Total</b>	<b>97</b>	<b>4</b>	<b>0</b>	<b>0</b>	<b>101</b>	<b>56</b>	<b>101</b>	<b>72</b>	<b>229</b>	<b>330</b>
	Moundsville PD		2	1	0	0	3	0	1	0	1	4
		Adult Female	129	1	0	1	131	43	108	92	243	374
		Adult Male	84	0	0	0	84	47	118	107	272	356
		Juvenile Female	26	3	0	9	38	0	1	0	1	39
		Juvenile Male	17	0	0	0	17	1	0	2	3	20
		<b>Total</b>	<b>258</b>	<b>5</b>	<b>0</b>	<b>10</b>	<b>273</b>	<b>91</b>	<b>228</b>	<b>201</b>	<b>520</b>	<b>793</b>
	Moundsville SP	Adult Female	14	5	0	0	19	1	5	13	19	38
		Adult Male	18	4	0	0	22	4	13	8	25	47
		Juvenile Female	1	0	0	0	1	0	0	0	0	1
		Juvenile Male	3	0	0	0	3	0	0	0	0	3
		<b>Total</b>	<b>36</b>	<b>9</b>	<b>0</b>	<b>0</b>	<b>45</b>	<b>5</b>	<b>18</b>	<b>21</b>	<b>44</b>	<b>89</b>
	<b>Total</b>			<b>409</b>	<b>19</b>	<b>0</b>	<b>11</b>	<b>439</b>	<b>162</b>	<b>362</b>	<b>306</b>	<b>830</b>
<b><u>Mason County</u></b>	Mason Co SO	Adult Female	21	2	0	0	23	0	49	11	60	83
		Adult Male	11	0	1	0	12	0	76	13	89	101
		Juvenile Female	3	1	0	0	4	0	2	0	2	6
		Juvenile Male	4	0	0	0	4	0	0	0	0	4
		<b>Total</b>	<b>39</b>	<b>3</b>	<b>1</b>	<b>0</b>	<b>43</b>	<b>0</b>	<b>127</b>	<b>24</b>	<b>151</b>	<b>194</b>

			Crimes Against Persons					Crimes Against Property				Total
			Assault Offenses	Forcible Sex Offenses	Murder	Other Crimes Against Persons	Total	Burglary/ B&E	Larceny	Other Crimes Against Property	Total	
<u><b>Mason County</b></u>	Mason PD	Adult Female	4	0	0	0	4	2	1	1	4	8
		Adult Male	0	0	0	0	0	1	1	1	3	3
		<b>Total</b>	<b>4</b>	<b>0</b>	<b>0</b>	<b>0</b>	<b>4</b>	<b>3</b>	<b>2</b>	<b>2</b>	<b>7</b>	<b>11</b>
	Point Pleasant PD	Adult Female	30	1	1	0	32	17	52	24	93	125
		Adult Male	23	0	0	1	24	7	28	21	56	80
		Juvenile Female	3	0	0	0	3	0	0	0	0	3
		Juvenile Male	2	0	0	0	2	0	1	0	1	3
		<b>Total</b>	<b>58</b>	<b>1</b>	<b>1</b>	<b>1</b>	<b>61</b>	<b>24</b>	<b>81</b>	<b>45</b>	<b>150</b>	<b>211</b>
	Point Pleasant SP	Adult Female	20	2	0	0	22	14	18	19	51	73
		Adult Male	12	0	1	0	13	28	29	30	87	100
		Juvenile Female	5	3	0	0	8	0	0	1	1	9
		Juvenile Male	0	1	0	0	1	0	0	0	0	1
		<b>Total</b>	<b>37</b>	<b>6</b>	<b>1</b>	<b>0</b>	<b>44</b>	<b>42</b>	<b>47</b>	<b>50</b>	<b>139</b>	<b>183</b>
	<b>Total</b>			<b>138</b>	<b>10</b>	<b>3</b>	<b>1</b>	<b>152</b>	<b>69</b>	<b>257</b>	<b>121</b>	<b>447</b>
<u><b>McDowell County</b></u>	McDowell Co SO	Adult Female	94	0	0	0	94	12	12	16	40	134
		Adult Male	66	0	0	0	66	12	22	22	56	122
		Juvenile Female	5	0	0	1	6	0	0	0	0	6
		Juvenile Male	2	0	0	0	2	0	0	0	0	2
		<b>Total</b>	<b>167</b>	<b>0</b>	<b>0</b>	<b>1</b>	<b>168</b>	<b>24</b>	<b>34</b>	<b>38</b>	<b>96</b>	<b>264</b>
	Welch PD	Adult Female	15	0	0	0	15	0	3	1	4	19



			Crimes Against Persons					Crimes Against Property				
			Assault Offenses	Forcible Sex Offenses	Murder	Other Crimes Against Persons	Total	Burglary/ B&E	Larceny	Other Crimes Against Property	Total	Total
<u>McDowell County</u>	Welch PD	Adult Male	6	0	0	0	6	0	1	4	5	11
		Juvenile Female	0	0	0	0	0	0	1	0	1	1
		<b>Total</b>	<b>21</b>	<b>0</b>	<b>0</b>	<b>0</b>	<b>21</b>	<b>0</b>	<b>5</b>	<b>5</b>	<b>10</b>	<b>31</b>
	Welch SP	Adult Female	74	7	0	0	81	32	35	26	93	174
		Adult Male	61	7	0	0	68	28	42	17	87	155
		Juvenile Female	7	5	0	1	13	0	1	0	1	14
		Juvenile Male	13	6	0	0	19	0	0	0	0	19
		<b>Total</b>	<b>155</b>	<b>25</b>	<b>0</b>	<b>1</b>	<b>181</b>	<b>60</b>	<b>78</b>	<b>43</b>	<b>181</b>	<b>362</b>
	<b>Total</b>	<b>343</b>	<b>25</b>	<b>0</b>	<b>2</b>	<b>370</b>	<b>84</b>	<b>117</b>	<b>86</b>	<b>287</b>	<b>657</b>	
	<u>Mercer County</u>	Bluefield PD	Adult Female	27	1	0	0	28	7	21	27	55
Adult Male			33	0	0	0	33	5	18	23	46	79
Juvenile Female			9	0	0	0	9	0	0	0	0	9
Juvenile Male			5	1	0	0	6	0	0	0	0	6
<b>Total</b>			<b>74</b>	<b>2</b>	<b>0</b>	<b>0</b>	<b>76</b>	<b>12</b>	<b>39</b>	<b>50</b>	<b>101</b>	<b>177</b>
Concord College Security		Adult Female	2	1	0	0	3	1	4	2	7	10
		Adult Male	1	0	0	0	1	5	6	0	11	12
		<b>Total</b>	<b>3</b>	<b>1</b>	<b>0</b>	<b>0</b>	<b>4</b>	<b>6</b>	<b>10</b>	<b>2</b>	<b>18</b>	<b>22</b>
Mercer Co SO		Adult Female	103	2	0	2	107	83	76	71	230	337
		Adult Male	102	0	1	0	103	114	91	88	293	396
		Juvenile Female	6	2	0	0	8	0	2	0	2	10

			Crimes Against Persons					Crimes Against Property				
			Assault Offenses	Forcible Sex Offenses	Murder	Other Crimes Against Persons	Total	Burglary/ B&E	Larceny	Other Crimes Against Property	Total	Total
<u><b>Mercer County</b></u>	Mercer Co SO	Juvenile Male	14	1	0	0	15	0	0	0	0	15
		<b>Total</b>	<b>225</b>	<b>5</b>	<b>1</b>	<b>2</b>	<b>233</b>	<b>197</b>	<b>169</b>	<b>159</b>	<b>525</b>	<b>758</b>
	Princeton PD	Adult Female	127	2	1	1	131	42	96	80	218	349
		Adult Male	116	0	2	0	118	62	91	83	236	354
		Juvenile Female	13	2	0	0	15	0	4	1	5	20
		Juvenile Male	8	1	0	0	9	0	2	1	3	12
		<b>Total</b>	<b>264</b>	<b>5</b>	<b>3</b>	<b>1</b>	<b>273</b>	<b>104</b>	<b>193</b>	<b>165</b>	<b>462</b>	<b>735</b>
	Princeton SP	Adult Female	127	1	1	1	130	64	101	99	264	394
		Adult Male	113	0	0	0	113	64	173	83	320	433
		Juvenile Female	12	5	0	0	17	0	2	0	2	19
		Juvenile Male	9	1	0	0	10	0	3	1	4	14
		<b>Total</b>	<b>261</b>	<b>7</b>	<b>1</b>	<b>1</b>	<b>270</b>	<b>128</b>	<b>279</b>	<b>183</b>	<b>590</b>	<b>860</b>
	Turnpike - Mercer	Adult Male	2	0	0	0	2	0	2	1	3	5
		<b>Total</b>	<b>2</b>	<b>0</b>	<b>0</b>	<b>0</b>	<b>2</b>	<b>0</b>	<b>2</b>	<b>1</b>	<b>3</b>	<b>5</b>
<b>Total</b>			<b>829</b>	<b>20</b>	<b>5</b>	<b>4</b>	<b>858</b>	<b>447</b>	<b>692</b>	<b>560</b>	<b>1,699</b>	<b>2,557</b>
<u><b>Mineral County</b></u>	Keyser PD	Adult Female	23	0	0	0	23	9	27	16	52	75
		Adult Male	31	0	0	0	31	6	31	17	54	85
		Juvenile Female	1	0	0	0	1	0	0	0	0	1
		Juvenile Male	3	0	0	0	3	0	0	0	0	3
		<b>Total</b>	<b>58</b>	<b>0</b>	<b>0</b>	<b>0</b>	<b>58</b>	<b>15</b>	<b>58</b>	<b>33</b>	<b>106</b>	<b>164</b>

			Crimes Against Persons					Crimes Against Property				Total	
			Assault Offenses	Forcible Sex Offenses	Murder	Other Crimes Against Persons	Total	Burglary/ B&E	Larceny	Other Crimes Against Property	Total		
<u>Mineral County</u>	Keyser SP	Adult Female	90	2	0	1	93	37	59	81	177	270	
		Adult Male	86	1	0	0	87	44	74	101	219	306	
		Juvenile Female	13	10	0	1	24	0	0	0	0	24	
		Juvenile Male	9	2	0	0	11	0	2	0	2	13	
		<b>Total</b>	<b>198</b>	<b>15</b>	<b>0</b>	<b>2</b>	<b>215</b>	<b>81</b>	<b>135</b>	<b>182</b>	<b>398</b>	<b>613</b>	
	Mineral Co SO	Adult Female	46	1	0	1	48	6	9	8	23	71	
		Adult Male	25	0	0	0	25	3	14	6	23	48	
		Juvenile Female	3	0	0	0	3	0	0	0	0	3	
		Juvenile Male	5	0	0	0	5	0	0	0	0	5	
		<b>Total</b>	<b>79</b>	<b>1</b>	<b>0</b>	<b>1</b>	<b>81</b>	<b>9</b>	<b>23</b>	<b>14</b>	<b>46</b>	<b>127</b>	
	Potomac State College	Adult Female	2	0	0	0	2	1	4	1	6	8	
		Adult Male	1	0	0	0	1	1	2	0	3	4	
		Juvenile Female	1	0	0	0	1	0	0	0	0	1	
		Juvenile Male	0	0	0	0	0	0	1	0	1	1	
		<b>Total</b>	<b>4</b>	<b>0</b>	<b>0</b>	<b>0</b>	<b>4</b>	<b>2</b>	<b>7</b>	<b>1</b>	<b>10</b>	<b>14</b>	
	Ridgeley PD	Adult Female	1	0	0	0	1	0	0	0	0	1	
		<b>Total</b>	<b>1</b>	<b>0</b>	<b>0</b>	<b>0</b>	<b>1</b>	<b>0</b>	<b>0</b>	<b>0</b>	<b>0</b>	<b>1</b>	
	<b>Total</b>			<b>340</b>	<b>16</b>	<b>0</b>	<b>3</b>	<b>359</b>	<b>107</b>	<b>223</b>	<b>230</b>	<b>560</b>	<b>919</b>
	<u>Mingo County</u>	Gilbert SP		0	0	0	0	0	0	1	1	1	
		Adult Female		45	0	0	0	45	6	14	14	34	79

			Crimes Against Persons					Crimes Against Property				Total
			Assault Offenses	Forcible Sex Offenses	Murder	Other Crimes Against Persons	Total	Burglary/ B&E	Larceny	Other Crimes Against Property	Total	
<u>Mingo County</u>	Gilbert SP	Adult Male	37	0	0	0	37	11	21	19	51	88
		Juvenile Female	4	0	0	0	4	0	0	0	0	4
		Juvenile Male	1	0	0	0	1	0	0	0	0	1
		<b>Total</b>	<b>87</b>	<b>0</b>	<b>0</b>	<b>0</b>	<b>87</b>	<b>17</b>	<b>35</b>	<b>34</b>	<b>86</b>	<b>173</b>
	Mingo Co SO	Adult Female	40	1	0	1	42	1	2	7	10	52
		Adult Male	10	1	0	1	12	5	0	8	13	25
		Juvenile Female	3	0	0	0	3	0	0	0	0	3
		<b>Total</b>	<b>53</b>	<b>2</b>	<b>0</b>	<b>2</b>	<b>57</b>	<b>6</b>	<b>2</b>	<b>15</b>	<b>23</b>	<b>80</b>
	Williamson PD	Adult Female	13	1	0	0	14	2	17	8	27	41
		Adult Male	13	0	0	0	13	13	13	17	43	56
		Juvenile Female	1	0	0	0	1	0	0	0	0	1
		<b>Total</b>	<b>27</b>	<b>1</b>	<b>0</b>	<b>0</b>	<b>28</b>	<b>15</b>	<b>30</b>	<b>25</b>	<b>70</b>	<b>98</b>
	Williamson SP	Adult Female	130	3	2	0	135	18	51	34	103	238
		Adult Male	80	0	1	0	81	23	60	32	115	196
		Juvenile Female	9	7	0	2	18	0	0	0	0	18
		Juvenile Male	4	3	0	1	8	0	0	0	0	8
		<b>Total</b>	<b>223</b>	<b>13</b>	<b>3</b>	<b>3</b>	<b>242</b>	<b>41</b>	<b>111</b>	<b>66</b>	<b>218</b>	<b>460</b>
<b>Total</b>			<b>390</b>	<b>16</b>	<b>3</b>	<b>5</b>	<b>414</b>	<b>79</b>	<b>178</b>	<b>140</b>	<b>397</b>	<b>811</b>
<u>Monongalia County</u>	Monongalia Co SO	Adult Female	45	3	0	0	48	21	72	54	147	195
		Adult Male	58	0	0	0	58	36	99	65	200	258

			Crimes Against Persons					Crimes Against Property				
			Assault Offenses	Forcible Sex Offenses	Murder	Other Crimes Against Persons	Total	Burglary/ B&E	Larceny	Other Crimes Against Property	Total	Total
<b><u>Monongalia County</u></b>	Monongalia Co SO	Juvenile Female	6	3	0	0	9	0	0	1	1	<b>10</b>
		Juvenile Male	4	2	0	0	6	0	1	0	1	<b>7</b>
		<b>Total</b>	<b>113</b>	<b>8</b>	<b>0</b>	<b>0</b>	<b>121</b>	<b>57</b>	<b>172</b>	<b>120</b>	<b>349</b>	<b>470</b>
	Morgantown PD	Adult Female	131	20	1	0	152	71	206	197	474	<b>626</b>
		Adult Male	222	3	0	1	226	157	213	301	671	<b>897</b>
		Juvenile Female	9	3	0	0	12	0	4	3	7	<b>19</b>
		Juvenile Male	9	0	0	0	9	1	3	2	6	<b>15</b>
		<b>Total</b>	<b>371</b>	<b>26</b>	<b>1</b>	<b>1</b>	<b>399</b>	<b>229</b>	<b>426</b>	<b>503</b>	<b>1,158</b>	<b>1,557</b>
	Morgantown SP		16	0	0	0	16	2	5	9	16	<b>32</b>
		Adult Female	155	9	1	0	165	52	144	170	366	<b>531</b>
		Adult Male	125	2	0	0	127	66	178	186	430	<b>557</b>
		Juvenile Female	11	11	0	0	22	1	2	4	7	<b>29</b>
		Juvenile Male	11	1	0	0	12	1	3	0	4	<b>16</b>
		<b>Total</b>	<b>318</b>	<b>23</b>	<b>1</b>	<b>0</b>	<b>342</b>	<b>122</b>	<b>332</b>	<b>369</b>	<b>823</b>	<b>1,165</b>
	Westover PD	Adult Female	7	1	0	0	8	0	6	0	6	<b>14</b>
		Adult Male	4	0	0	0	4	2	1	1	4	<b>8</b>
		Juvenile Female	1	0	0	0	1	0	0	0	0	<b>1</b>
		<b>Total</b>	<b>12</b>	<b>1</b>	<b>0</b>	<b>0</b>	<b>13</b>	<b>2</b>	<b>7</b>	<b>1</b>	<b>10</b>	<b>23</b>
	WV University - Police		0	0	0	0	0	0	0	1	1	<b>1</b>
Adult Female		18	3	0	0	21	10	51	18	79	<b>100</b>	

			Crimes Against Persons					Crimes Against Property				Total
			Assault Offenses	Forcible Sex Offenses	Murder	Other Crimes Against Persons	Total	Burglary/ B&E	Larceny	Other Crimes Against Property	Total	
<b><u>Monongalia</u></b> <b><u>County</u></b>	WV University - Police	Adult Male	44	0	0	0	44	10	86	30	126	<b>170</b>
		Juvenile Female	0	0	0	0	0	0	3	0	3	<b>3</b>
		Juvenile Male	0	0	0	0	0	0	2	1	3	<b>3</b>
		<b>Total</b>	<b>62</b>	<b>3</b>	<b>0</b>	<b>0</b>	<b>65</b>	<b>20</b>	<b>142</b>	<b>50</b>	<b>212</b>	<b>277</b>
	<b>Total</b>	<b>876</b>	<b>61</b>	<b>2</b>	<b>1</b>	<b>940</b>	<b>430</b>	<b>1,079</b>	<b>1,043</b>	<b>2,552</b>	<b>3,492</b>	
<b><u>Monroe</u></b> <b><u>County</u></b>	Alderson PD	Adult Female	8	0	0	0	8	2	8	7	17	<b>25</b>
		Adult Male	4	0	0	0	4	3	8	5	16	<b>20</b>
		<b>Total</b>	<b>12</b>	<b>0</b>	<b>0</b>	<b>0</b>	<b>12</b>	<b>5</b>	<b>16</b>	<b>12</b>	<b>33</b>	<b>45</b>
	Monroe Co SO	Adult Female	19	0	0	0	19	4	25	13	42	<b>61</b>
		Adult Male	22	0	0	0	22	13	40	18	71	<b>93</b>
		Juvenile Female	0	1	0	0	1	0	0	0	0	<b>1</b>
		Juvenile Male	5	0	0	0	5	0	0	0	0	<b>5</b>
		<b>Total</b>	<b>46</b>	<b>1</b>	<b>0</b>	<b>0</b>	<b>47</b>	<b>17</b>	<b>65</b>	<b>31</b>	<b>113</b>	<b>160</b>
	Union SP	Adult Female	28	0	0	0	28	2	13	19	34	<b>62</b>
		Adult Male	18	0	0	0	18	12	14	21	47	<b>65</b>
		Juvenile Female	0	4	0	1	5	0	0	0	0	<b>5</b>
		Juvenile Male	0	1	0	0	1	0	0	0	0	<b>1</b>
		<b>Total</b>	<b>46</b>	<b>5</b>	<b>0</b>	<b>1</b>	<b>52</b>	<b>14</b>	<b>27</b>	<b>40</b>	<b>81</b>	<b>133</b>
	<b>Total</b>	<b>104</b>	<b>6</b>	<b>0</b>	<b>1</b>	<b>111</b>	<b>36</b>	<b>108</b>	<b>83</b>	<b>227</b>	<b>338</b>	
	<b><u>Morgan</u></b>	Berkeley	Adult Female	41	1	0	0	42	18	23	29	70

			Crimes Against Persons					Crimes Against Property				Total
			Assault Offenses	Forcible Sex Offenses	Murder	Other Crimes Against Persons	Total	Burglary/ B&E	Larceny	Other Crimes Against Property	Total	
<b><u>Morgan County</u></b>	Berkeley Springs SP	Adult Male	29	0	0	0	29	31	40	31	102	131
		Juvenile Female	5	2	0	0	7	0	0	0	0	7
		Juvenile Male	5	0	0	1	6	0	0	0	0	6
		<b>Total</b>	<b>80</b>	<b>3</b>	<b>0</b>	<b>1</b>	<b>84</b>	<b>49</b>	<b>63</b>	<b>60</b>	<b>172</b>	<b>256</b>
	Morgan Co SO	Adult Female	45	1	0	1	47	5	14	24	43	90
		Adult Male	40	0	0	0	40	27	25	26	78	118
		Juvenile Female	17	2	0	0	19	0	1	0	1	20
		Juvenile Male	7	0	0	0	7	0	2	1	3	10
		<b>Total</b>	<b>109</b>	<b>3</b>	<b>0</b>	<b>1</b>	<b>113</b>	<b>32</b>	<b>42</b>	<b>51</b>	<b>125</b>	<b>238</b>
	<b>Total</b>			<b>189</b>	<b>6</b>	<b>0</b>	<b>2</b>	<b>197</b>	<b>81</b>	<b>105</b>	<b>111</b>	<b>297</b>
<b><u>Nicholas County</u></b>	Nicholas Co SO		1	0	0	0	1	0	0	0	0	1
		Adult Female	113	2	0	0	115	18	54	39	111	226
		Adult Male	64	0	0	0	64	27	74	44	145	209
		Juvenile Female	19	9	0	1	29	0	0	0	0	29
		Juvenile Male	1	1	0	1	3	0	0	0	0	3
		<b>Total</b>	<b>198</b>	<b>12</b>	<b>0</b>	<b>2</b>	<b>212</b>	<b>45</b>	<b>128</b>	<b>83</b>	<b>256</b>	<b>468</b>
	Richwood SP	Adult Female	11	3	0	0	14	1	6	3	10	24
		Adult Male	6	0	0	0	6	3	13	6	22	28
		Juvenile Female	2	0	0	1	3	0	0	0	0	3
		Juvenile Male	2	0	0	0	2	0	0	1	1	3

		Crimes Against Persons					Crimes Against Property					Total
		Assault Offenses	Forcible Sex Offenses	Murder	Other Crimes Against Persons	Total	Burglary/B&E	Larceny	Other Crimes Against Property	Total		
<u>Nicholas County</u>	Richwood PD	<b>Total</b>	<b>21</b>	<b>3</b>	<b>0</b>	<b>1</b>	<b>25</b>	<b>4</b>	<b>19</b>	<b>10</b>	<b>33</b>	<b>58</b>
	Summersville PD		0	0	0	0	0	0	1	0	1	1
		Adult Female	32	0	0	0	32	4	23	17	44	76
		Adult Male	30	0	0	0	30	1	22	9	32	62
		Juvenile Female	2	0	0	1	3	0	2	0	2	5
		Juvenile Male	2	0	0	0	2	0	2	0	2	4
		<b>Total</b>	<b>66</b>	<b>0</b>	<b>0</b>	<b>1</b>	<b>67</b>	<b>5</b>	<b>50</b>	<b>26</b>	<b>81</b>	<b>148</b>
	Summersville SP	Adult Female	2	1	0	0	3	5	9	4	18	21
		Adult Male	3	0	0	0	3	5	14	19	38	41
		Juvenile Female	1	1	0	2	4	0	0	0	0	4
		Juvenile Male	2	0	0	0	2	0	0	0	0	2
		<b>Total</b>	<b>8</b>	<b>2</b>	<b>0</b>	<b>2</b>	<b>12</b>	<b>10</b>	<b>23</b>	<b>23</b>	<b>56</b>	<b>68</b>
	WV Drug	Adult Female	0	0	0	0	0	0	0	1	1	1
		<b>Total</b>	<b>0</b>	<b>0</b>	<b>0</b>	<b>0</b>	<b>0</b>	<b>0</b>	<b>0</b>	<b>1</b>	<b>1</b>	<b>1</b>
	<b>Total</b>		<b>293</b>	<b>17</b>	<b>0</b>	<b>6</b>	<b>316</b>	<b>64</b>	<b>220</b>	<b>143</b>	<b>427</b>	<b>743</b>
<u>Ohio County</u>	Bethlehem PD	Adult Female	1	0	0	0	1	0	0	0	0	1
		Adult Male	1	0	0	0	1	2	0	0	2	3
		<b>Total</b>	<b>2</b>	<b>0</b>	<b>0</b>	<b>0</b>	<b>2</b>	<b>2</b>	<b>0</b>	<b>0</b>	<b>2</b>	<b>4</b>
	Ohio Co SO	Adult Female	44	0	0	0	44	12	29	17	58	102
		Adult Male	29	0	0	0	29	17	35	18	70	99



			Crimes Against Persons					Crimes Against Property					
			Assault Offenses	Forcible Sex Offenses	Murder	Other Crimes Against Persons	Total	Burglary/ B&E	Larceny	Other Crimes Against Property	Total	Total	
<b><u>Ohio County</u></b>	Ohio Co SO	Juvenile Female	10	5	0	3	18	0	0	1	1	19	
		Juvenile Male	4	0	0	0	4	0	0	0	0	4	
		<b>Total</b>	<b>87</b>	<b>5</b>	<b>0</b>	<b>3</b>	<b>95</b>	<b>29</b>	<b>64</b>	<b>36</b>	<b>129</b>	<b>224</b>	
	West Liberty College	Adult Female	0	1	0	0	1	0	2	1	3	4	
		Adult Male	0	0	0	0	0	0	2	0	2	2	
		<b>Total</b>	<b>0</b>	<b>1</b>	<b>0</b>	<b>0</b>	<b>1</b>	<b>0</b>	<b>4</b>	<b>1</b>	<b>5</b>	<b>6</b>	
	West Liberty PD	Adult Female	0	0	0	0	0	0	1	0	1	1	
		<b>Total</b>	<b>0</b>	<b>0</b>	<b>0</b>	<b>0</b>	<b>0</b>	<b>0</b>	<b>1</b>	<b>0</b>	<b>1</b>	<b>1</b>	
	Wheeling PD		0	0	0	0	0	2	6	1	9	9	
		Adult Female	340	14	0	2	356	117	199	194	510	866	
		Adult Male	208	0	0	0	208	120	207	171	498	706	
		Juvenile Female	25	8	0	1	34	1	6	2	9	43	
		Juvenile Male	35	1	0	1	37	0	7	4	11	48	
		<b>Total</b>	<b>608</b>	<b>23</b>	<b>0</b>	<b>4</b>	<b>635</b>	<b>240</b>	<b>425</b>	<b>372</b>	<b>1,037</b>	<b>1,672</b>	
	Wheeling SP	Adult Female	16	2	0	0	18	2	4	16	22	40	
		Adult Male	8	0	0	0	8	2	11	15	28	36	
		Juvenile Female	1	2	0	0	3	0	0	0	0	3	
		Juvenile Male	1	2	0	0	3	0	0	0	0	3	
		<b>Total</b>	<b>26</b>	<b>6</b>	<b>0</b>	<b>0</b>	<b>32</b>	<b>4</b>	<b>15</b>	<b>31</b>	<b>50</b>	<b>82</b>	
	<b>Total</b>			<b>723</b>	<b>35</b>	<b>0</b>	<b>7</b>	<b>765</b>	<b>275</b>	<b>509</b>	<b>440</b>	<b>1,224</b>	<b>1,989</b>

			Crimes Against Persons					Crimes Against Property				
			Assault Offenses	Forcible Sex Offenses	Murder	Other Crimes Against Persons	Total	Burglary/ B&E	Larceny	Other Crimes Against Property	Total	Total
<u><b>Pendleton County</b></u>	Franklin SP	Adult Female	16	0	0	0	16	10	2	8	20	36
		Adult Male	23	0	0	0	23	15	14	18	47	70
		Juvenile Female	2	2	0	1	5	1	1	0	2	7
		Juvenile Male	2	0	0	0	2	0	0	0	0	2
		<b>Total</b>	<b>43</b>	<b>2</b>	<b>0</b>	<b>1</b>	<b>46</b>	<b>26</b>	<b>17</b>	<b>26</b>	<b>69</b>	<b>115</b>
	<b>Total</b>	<b>43</b>	<b>2</b>	<b>0</b>	<b>1</b>	<b>46</b>	<b>26</b>	<b>17</b>	<b>26</b>	<b>69</b>	<b>115</b>	
<u><b>Pleasants County</b></u>	Pleasants Co SO	Adult Female	1	0	0	0	1	0	1	0	1	2
		<b>Total</b>	<b>1</b>	<b>0</b>	<b>0</b>	<b>0</b>	<b>1</b>	<b>0</b>	<b>1</b>	<b>0</b>	<b>1</b>	<b>2</b>
	St Marys SP	Adult Female	12	0	0	0	12	12	12	3	27	39
		Adult Male	9	0	0	0	9	13	11	3	27	36
		Juvenile Female	2	1	0	0	3	0	0	0	0	3
		Juvenile Male	2	0	0	0	2	0	0	0	0	2
	<b>Total</b>	<b>25</b>	<b>1</b>	<b>0</b>	<b>0</b>	<b>26</b>	<b>25</b>	<b>23</b>	<b>6</b>	<b>54</b>	<b>80</b>	
<b>Total</b>	<b>26</b>	<b>1</b>	<b>0</b>	<b>0</b>	<b>27</b>	<b>25</b>	<b>24</b>	<b>6</b>	<b>55</b>	<b>82</b>		
<u><b>Pocahontas County</b></u>	Marlinton SP	Adult Female	55	1	0	0	56	8	14	15	37	93
		Adult Male	35	2	0	0	37	12	20	30	62	99
		Juvenile Female	4	3	0	1	8	0	0	0	0	8
		Juvenile Male	7	0	0	0	7	0	0	0	0	7
		<b>Total</b>	<b>101</b>	<b>6</b>	<b>0</b>	<b>1</b>	<b>108</b>	<b>20</b>	<b>34</b>	<b>45</b>	<b>99</b>	<b>207</b>
	Pocahontas		2	0	0	0	2	0	1	0	1	3

			Crimes Against Persons					Crimes Against Property				Total
			Assault Offenses	Forcible Sex Offenses	Murder	Other Crimes Against Persons	Total	Burglary/B&E	Larceny	Other Crimes Against Property	Total	
<b><u>Pocahontas County</u></b>	Pocahontas Co SO	Adult Female	1	0	0	0	1	0	0	0	0	1
		Adult Male	0	0	0	0	0	1	1	1	3	3
		Juvenile Female	1	0	0	0	1	0	0	0	0	1
		<b>Total</b>	<b>4</b>	<b>0</b>	<b>0</b>	<b>0</b>	<b>4</b>	<b>1</b>	<b>2</b>	<b>1</b>	<b>4</b>	<b>8</b>
	<b>Total</b>	<b>105</b>	<b>6</b>	<b>0</b>	<b>1</b>	<b>112</b>	<b>21</b>	<b>36</b>	<b>46</b>	<b>103</b>	<b>215</b>	
<b><u>Preston County</u></b>	DNR - 1 - Preston	Adult Male	1	0	0	0	1	0	0	0	0	1
		<b>Total</b>	<b>1</b>	<b>0</b>	<b>0</b>	<b>0</b>	<b>1</b>	<b>0</b>	<b>0</b>	<b>0</b>	<b>0</b>	<b>1</b>
	Kingwood SP	Adult Female	66	3	0	0	69	18	36	37	91	160
		Adult Male	39	0	1	0	40	26	54	44	124	164
		Juvenile Female	8	9	0	3	20	0	0	0	0	20
		Juvenile Male	10	6	0	1	17	0	0	2	2	19
		<b>Total</b>	<b>123</b>	<b>18</b>	<b>1</b>	<b>4</b>	<b>146</b>	<b>44</b>	<b>90</b>	<b>83</b>	<b>217</b>	<b>363</b>
	Preston Co SO	Adult Female	53	2	0	0	55	13	43	21	77	132
		Adult Male	38	0	0	0	38	22	56	31	109	147
		Juvenile Female	7	2	0	1	10	0	0	0	0	10
		Juvenile Male	5	0	0	1	6	0	1	0	1	7
		<b>Total</b>	<b>103</b>	<b>4</b>	<b>0</b>	<b>2</b>	<b>109</b>	<b>35</b>	<b>100</b>	<b>52</b>	<b>187</b>	<b>296</b>
	Terra Alta PD	Adult Female	0	0	0	0	0	0	0	1	1	1
Adult Male		0	0	0	0	0	0	3	0	3	3	
Juvenile Female		1	0	0	0	1	0	0	0	0	1	

			Crimes Against Persons					Crimes Against Property				
			Assault Offenses	Forcible Sex Offenses	Murder	Other Crimes Against Persons	Total	Burglary/ B&E	Larceny	Other Crimes Against Property	Total	Total
<u>Preston County</u>	Terra Alta PD	<b>Total</b>	<b>1</b>	<b>0</b>	<b>0</b>	<b>0</b>	<b>1</b>	<b>0</b>	<b>3</b>	<b>1</b>	<b>4</b>	<b>5</b>
	<b>Total</b>		<b>228</b>	<b>22</b>	<b>1</b>	<b>6</b>	<b>257</b>	<b>79</b>	<b>193</b>	<b>136</b>	<b>408</b>	<b>665</b>
<u>Putnam County</u>	Eleanor PD	Adult Female	1	0	0	0	1	0	0	0	0	1
		<b>Total</b>	<b>1</b>	<b>0</b>	<b>0</b>	<b>0</b>	<b>1</b>	<b>0</b>	<b>0</b>	<b>0</b>	<b>0</b>	<b>1</b>
	Hurricane PD	Adult Female	13	1	1	0	15	11	47	25	83	98
		Adult Male	12	0	0	0	12	19	49	19	87	99
		Juvenile Female	2	2	0	1	5	0	1	1	2	7
		Juvenile Male	6	1	0	0	7	0	1	1	2	9
		<b>Total</b>	<b>33</b>	<b>4</b>	<b>1</b>	<b>1</b>	<b>39</b>	<b>30</b>	<b>98</b>	<b>46</b>	<b>174</b>	<b>213</b>
	Putnam Co SO		6	0	0	0	6	1	20	10	31	37
		Adult Female	93	3	0	0	96	51	117	76	244	340
		Adult Male	90	0	0	0	90	56	192	87	335	425
		Juvenile Female	10	2	0	0	12	0	2	0	2	14
		Juvenile Male	6	0	0	0	6	1	4	1	6	12
		<b>Total</b>	<b>205</b>	<b>5</b>	<b>0</b>	<b>0</b>	<b>210</b>	<b>109</b>	<b>335</b>	<b>174</b>	<b>618</b>	<b>828</b>
	Winfield PD		0	0	0	0	0	0	0	1	1	1
		Adult Female	3	0	0	0	3	0	2	1	3	6
		Adult Male	1	0	0	0	1	0	3	0	3	4
<b>Total</b>		<b>4</b>	<b>0</b>	<b>0</b>	<b>0</b>	<b>4</b>	<b>0</b>	<b>5</b>	<b>2</b>	<b>7</b>	<b>11</b>	
Winfield SP	Adult Female	33	0	0	0	33	7	58	43	108	141	

			Crimes Against Persons					Crimes Against Property				Total
			Assault Offenses	Forcible Sex Offenses	Murder	Other Crimes Against Persons	Total	Burglary/ B&E	Larceny	Other Crimes Against Property	Total	
<u>Putnam County</u>	Winfield SP	Adult Male	17	0	0	0	17	11	64	42	117	134
		Juvenile Female	6	3	0	0	9	0	0	0	0	9
		Juvenile Male	2	0	0	0	2	0	0	1	1	3
		<b>Total</b>	<b>58</b>	<b>3</b>	<b>0</b>	<b>0</b>	<b>61</b>	<b>18</b>	<b>122</b>	<b>86</b>	<b>226</b>	<b>287</b>
	<b>Total</b>	<b>301</b>	<b>12</b>	<b>1</b>	<b>1</b>	<b>315</b>	<b>157</b>	<b>560</b>	<b>308</b>	<b>1,025</b>	<b>1,340</b>	
<u>Raleigh County</u>	BCI - Beckley	Adult Female	0	1	0	0	1	0	0	0	0	1
		<b>Total</b>	<b>0</b>	<b>1</b>	<b>0</b>	<b>0</b>	<b>1</b>	<b>0</b>	<b>0</b>	<b>0</b>	<b>0</b>	<b>1</b>
	Beckley PD		1	0	0	0	1	0	0	0	0	1
		Adult Female	474	27	2	6	509	141	405	375	921	1,430
		Adult Male	297	3	4	1	305	141	309	324	774	1,079
		Juvenile Female	45	10	0	1	56	1	5	4	10	66
		Juvenile Male	43	2	0	4	49	3	8	4	15	64
		<b>Total</b>	<b>860</b>	<b>42</b>	<b>6</b>	<b>12</b>	<b>920</b>	<b>286</b>	<b>727</b>	<b>707</b>	<b>1,720</b>	<b>2,640</b>
	Beckley SP		1	0	0	1	2	0	0	2	2	4
		Adult Female	58	1	0	1	60	36	66	74	176	236
		Adult Male	51	0	0	0	51	50	100	112	262	313
		Juvenile Female	5	3	0	2	10	0	0	0	0	10
Juvenile Male		8	0	0	2	10	0	1	3	4	14	
<b>Total</b>		<b>123</b>	<b>4</b>	<b>0</b>	<b>6</b>	<b>133</b>	<b>86</b>	<b>167</b>	<b>191</b>	<b>444</b>	<b>577</b>	
Raleigh Co	Adult Female	310	10	0	0	320	252	247	251	750	1,070	

			Crimes Against Persons					Crimes Against Property				Total
			Assault Offenses	Forcible Sex Offenses	Murder	Other Crimes Against Persons	Total	Burglary/ B&E	Larceny	Other Crimes Against Property	Total	
<u>Raleigh County</u>	Raleigh Co SO	Adult Male	214	4	3	0	221	314	302	307	923	1,144
		Juvenile Female	41	14	0	6	61	1	5	2	8	69
		Juvenile Male	46	0	0	0	46	3	3	4	10	56
		<b>Total</b>	<b>611</b>	<b>28</b>	<b>3</b>	<b>6</b>	<b>648</b>	<b>570</b>	<b>557</b>	<b>564</b>	<b>1,691</b>	<b>2,339</b>
	Sophia PD	Adult Female	22	1	0	0	23	9	16	8	33	56
		Adult Male	15	0	0	0	15	5	12	14	31	46
		Juvenile Female	3	1	0	1	5	1	0	0	1	6
		Juvenile Male	14	0	0	0	14	1	2	1	4	18
		<b>Total</b>	<b>54</b>	<b>2</b>	<b>0</b>	<b>1</b>	<b>57</b>	<b>16</b>	<b>30</b>	<b>23</b>	<b>69</b>	<b>126</b>
	Turnpike - Raleigh	Adult Female	3	0	0	0	3	0	2	1	3	6
		Adult Male	1	0	0	0	1	0	3	2	5	6
		<b>Total</b>	<b>4</b>	<b>0</b>	<b>0</b>	<b>0</b>	<b>4</b>	<b>0</b>	<b>5</b>	<b>3</b>	<b>8</b>	<b>12</b>
	<b>Total</b>			<b>1,652</b>	<b>77</b>	<b>9</b>	<b>25</b>	<b>1,763</b>	<b>958</b>	<b>1,486</b>	<b>1,488</b>	<b>3,932</b>
<u>Randolph County</u>	Elkins PD	Adult Female	62	3	0	0	65	22	95	79	196	261
		Adult Male	38	0	0	0	38	22	84	71	177	215
		Juvenile Female	5	3	0	0	8	0	0	2	2	10
		Juvenile Male	14	1	0	0	15	0	2	0	2	17
		<b>Total</b>	<b>119</b>	<b>7</b>	<b>0</b>	<b>0</b>	<b>126</b>	<b>44</b>	<b>181</b>	<b>152</b>	<b>377</b>	<b>503</b>
	Elkins SP	Adult Female	92	8	0	0	100	9	120	87	216	316
		Adult Male	70	1	0	0	71	44	119	79	242	313

			Crimes Against Persons					Crimes Against Property					
			Assault Offenses	Forcible Sex Offenses	Murder	Other Crimes Against Persons	Total	Burglary/ B&E	Larceny	Other Crimes Against Property	Total	Total	
<u><b>Randolph County</b></u>	Elkins SP	Juvenile Female	8	6	0	0	14	1	4	2	7	21	
		Juvenile Male	7	2	1	0	10	0	1	0	1	11	
		<b>Total</b>	<b>177</b>	<b>17</b>	<b>1</b>	<b>0</b>	<b>195</b>	<b>54</b>	<b>244</b>	<b>168</b>	<b>466</b>	<b>661</b>	
	Randolph Co SO		1	0	0	0	1	0	0	0	0	1	
		Adult Female	12	0	1	0	13	6	14	7	27	40	
		Adult Male	17	0	0	0	17	8	29	21	58	75	
		Juvenile Male	3	0	0	0	3	0	0	1	1	4	
		<b>Total</b>	<b>33</b>	<b>0</b>	<b>1</b>	<b>0</b>	<b>34</b>	<b>14</b>	<b>43</b>	<b>29</b>	<b>86</b>	<b>120</b>	
	<b>Total</b>			<b>329</b>	<b>24</b>	<b>2</b>	<b>0</b>	<b>355</b>	<b>112</b>	<b>468</b>	<b>349</b>	<b>929</b>	<b>1,284</b>
	<u><b>Ritchie County</b></u>	Harrisville PD	Adult Female	2	1	0	0	3	0	4	3	7	10
Adult Male			0	0	0	0	0	0	1	2	3	3	
<b>Total</b>			<b>2</b>	<b>1</b>	<b>0</b>	<b>0</b>	<b>3</b>	<b>0</b>	<b>5</b>	<b>5</b>	<b>10</b>	<b>13</b>	
Harrisville SP		Adult Female	19	2	0	1	22	2	6	12	20	42	
		Adult Male	6	0	0	0	6	14	24	12	50	56	
		Juvenile Female	2	2	0	0	4	0	0	1	1	5	
		Juvenile Male	1	0	0	0	1	0	0	0	0	1	
		<b>Total</b>	<b>28</b>	<b>4</b>	<b>0</b>	<b>1</b>	<b>33</b>	<b>16</b>	<b>30</b>	<b>25</b>	<b>71</b>	<b>104</b>	
Pennsboro PD		Adult Female	0	0	0	0	0	0	1	0	1	1	
		Adult Male	1	0	0	0	1	0	0	0	0	1	
		<b>Total</b>	<b>1</b>	<b>0</b>	<b>0</b>	<b>0</b>	<b>1</b>	<b>0</b>	<b>1</b>	<b>0</b>	<b>1</b>	<b>2</b>	

			Crimes Against Persons					Crimes Against Property				Total
			Assault Offenses	Forcible Sex Offenses	Murder	Other Crimes Against Persons	Total	Burglary/ B&E	Larceny	Other Crimes Against Property	Total	
<u><b>Ritchie County</b></u>	Ritchie Co SO	Adult Female	17	0	0	0	17	2	6	7	15	32
		Adult Male	13	0	0	0	13	6	12	16	34	47
		Juvenile Female	3	0	0	0	3	0	1	3	4	7
		Juvenile Male	4	1	0	0	5	0	0	1	1	6
		<b>Total</b>	<b>37</b>	<b>1</b>	<b>0</b>	<b>0</b>	<b>38</b>	<b>8</b>	<b>19</b>	<b>27</b>	<b>54</b>	<b>92</b>
<b>Total</b>		<b>68</b>	<b>6</b>	<b>0</b>	<b>1</b>	<b>75</b>	<b>24</b>	<b>55</b>	<b>57</b>	<b>136</b>	<b>211</b>	
<u><b>Roane County</b></u>	Roane Co SO	Adult Female	24	0	0	0	24	0	17	9	26	50
		Adult Male	20	0	0	0	20	0	27	15	42	62
		Juvenile Female	3	2	0	1	6	0	1	0	1	7
		Juvenile Male	4	0	0	0	4	0	0	0	0	4
		<b>Total</b>	<b>51</b>	<b>2</b>	<b>0</b>	<b>1</b>	<b>54</b>	<b>0</b>	<b>45</b>	<b>24</b>	<b>69</b>	<b>123</b>
	Spencer PD	Adult Female	14	0	0	0	14	3	8	15	26	40
		Adult Male	11	0	0	0	11	5	11	9	25	36
		Juvenile Female	4	0	0	0	4	1	1	0	2	6
		Juvenile Male	3	0	0	0	3	0	0	0	0	3
		<b>Total</b>	<b>32</b>	<b>0</b>	<b>0</b>	<b>0</b>	<b>32</b>	<b>9</b>	<b>20</b>	<b>24</b>	<b>53</b>	<b>85</b>
	Spencer SP		0	0	0	0	0	1	0	0	1	1
		Adult Female	18	0	0	0	18	10	7	5	22	40
		Adult Male	27	0	4	0	31	12	17	8	37	68
Juvenile Female		2	2	0	1	5	0	0	0	0	5	



			Crimes Against Persons					Crimes Against Property				
			Assault Offenses	Forcible Sex Offenses	Murder	Other Crimes Against Persons	Total	Burglary/ B&E	Larceny	Other Crimes Against Property	Total	Total
<u>Roane County</u>	Spencer SP	Juvenile Male	3	1	0	0	4	0	0	0	0	4
		<b>Total</b>	<b>50</b>	<b>3</b>	<b>4</b>	<b>1</b>	<b>58</b>	<b>23</b>	<b>24</b>	<b>13</b>	<b>60</b>	<b>118</b>
	<b>Total</b>	<b>133</b>	<b>5</b>	<b>4</b>	<b>2</b>	<b>144</b>	<b>32</b>	<b>89</b>	<b>61</b>	<b>182</b>	<b>326</b>	
<u>Summers County</u>	Hinton PD		0	0	0	0	0	0	0	1	1	1
		Adult Female	35	1	0	0	36	20	31	27	78	114
		Adult Male	26	0	0	0	26	28	41	26	95	121
		Juvenile Female	2	1	0	0	3	0	1	0	1	4
		Juvenile Male	4	1	0	0	5	0	1	0	1	6
		<b>Total</b>	<b>67</b>	<b>3</b>	<b>0</b>	<b>0</b>	<b>70</b>	<b>48</b>	<b>74</b>	<b>54</b>	<b>176</b>	<b>246</b>
	Hinton SP	Adult Female	17	0	0	0	17	18	9	19	46	63
		Adult Male	5	0	0	0	5	22	22	17	61	66
		Juvenile Female	3	1	0	0	4	0	0	0	0	4
		Juvenile Male	1	0	0	0	1	0	0	0	0	1
		<b>Total</b>	<b>26</b>	<b>1</b>	<b>0</b>	<b>0</b>	<b>27</b>	<b>40</b>	<b>31</b>	<b>36</b>	<b>107</b>	<b>134</b>
	Summers Co SO	Adult Female	14	0	0	0	14	4	6	1	11	25
		Adult Male	9	0	0	0	9	5	8	8	21	30
		Juvenile Female	1	0	0	0	1	0	0	0	0	1
		Juvenile Male	1	0	0	0	1	0	0	0	0	1
<b>Total</b>		<b>25</b>	<b>0</b>	<b>0</b>	<b>0</b>	<b>25</b>	<b>9</b>	<b>14</b>	<b>9</b>	<b>32</b>	<b>57</b>	
<b>Total</b>	<b>118</b>	<b>4</b>	<b>0</b>	<b>0</b>	<b>122</b>	<b>97</b>	<b>119</b>	<b>99</b>	<b>315</b>	<b>437</b>		

			Crimes Against Persons					Crimes Against Property				Total
			Assault Offenses	Forcible Sex Offenses	Murder	Other Crimes Against Persons	Total	Burglary/ B&E	Larceny	Other Crimes Against Property	Total	
<u><b>Taylor County</b></u>	Grafton PD	Adult Female	12	0	0	0	12	0	1	0	1	13
		Adult Male	3	0	0	0	3	0	0	0	0	3
		Juvenile Female	2	0	0	0	2	0	0	0	0	2
		Juvenile Male	0	1	0	0	1	0	0	0	0	1
		<b>Total</b>	<b>17</b>	<b>1</b>	<b>0</b>	<b>0</b>	<b>18</b>	<b>0</b>	<b>1</b>	<b>0</b>	<b>1</b>	<b>19</b>
	Grafton SP	Adult Female	3	0	0	0	3	0	6	1	7	10
		Adult Male	1	0	0	0	1	3	7	3	13	14
		Juvenile Female	0	0	0	0	0	0	1	0	1	1
		Juvenile Male	0	1	0	0	1	0	0	0	0	1
		<b>Total</b>	<b>4</b>	<b>1</b>	<b>0</b>	<b>0</b>	<b>5</b>	<b>3</b>	<b>14</b>	<b>4</b>	<b>21</b>	<b>26</b>
	Taylor Co SO	Adult Female	1	0	0	0	1	0	1	0	1	2
		Adult Male	0	0	0	0	0	1	4	0	5	5
		Juvenile Female	1	0	0	0	1	0	0	0	0	1
<b>Total</b>		<b>2</b>	<b>0</b>	<b>0</b>	<b>0</b>	<b>2</b>	<b>1</b>	<b>5</b>	<b>0</b>	<b>6</b>	<b>8</b>	
<b>Total</b>			<b>23</b>	<b>2</b>	<b>0</b>	<b>0</b>	<b>25</b>	<b>4</b>	<b>20</b>	<b>4</b>	<b>28</b>	<b>53</b>
<u><b>Tucker County</b></u>	Parsons PD	Adult Female	6	0	0	0	6	0	1	1	2	8
		Adult Male	2	0	0	0	2	1	2	2	5	7
		<b>Total</b>	<b>8</b>	<b>0</b>	<b>0</b>	<b>0</b>	<b>8</b>	<b>1</b>	<b>3</b>	<b>3</b>	<b>7</b>	<b>15</b>
	Parsons SP	Adult Female	24	1	0	0	25	1	4	9	14	39
		Adult Male	22	0	0	0	22	8	9	16	33	55

			Crimes Against Persons					Crimes Against Property				Total	
			Assault Offenses	Forcible Sex Offenses	Murder	Other Crimes Against Persons	Total	Burglary/ B&E	Larceny	Other Crimes Against Property	Total		
<b><u>Tucker County</u></b>	Parsons SP	Juvenile Female	1	2	0	0	3	0	0	0	0	3	
		Juvenile Male	0	0	0	0	0	0	1	0	1	1	
		<b>Total</b>	<b>47</b>	<b>3</b>	<b>0</b>	<b>0</b>	<b>50</b>	<b>9</b>	<b>14</b>	<b>25</b>	<b>48</b>	<b>98</b>	
	Tucker Co SO	Adult Female	7	1	0	0	8	1	4	7	12	20	
		Adult Male	5	0	0	0	5	0	3	2	5	10	
		Juvenile Female	1	0	0	0	1	0	0	0	0	1	
		Juvenile Male	1	0	0	0	1	0	0	0	0	1	
		<b>Total</b>	<b>14</b>	<b>1</b>	<b>0</b>	<b>0</b>	<b>15</b>	<b>1</b>	<b>7</b>	<b>9</b>	<b>17</b>	<b>32</b>	
	<b>Total</b>			<b>69</b>	<b>4</b>	<b>0</b>	<b>0</b>	<b>73</b>	<b>11</b>	<b>24</b>	<b>37</b>	<b>72</b>	<b>145</b>
	<b><u>Tyler County</u></b>	Sistersville PD	Adult Female	8	0	0	0	8	1	3	1	5	13
Adult Male			3	0	0	0	3	1	3	1	5	8	
Juvenile Female			3	0	0	0	3	0	1	0	1	4	
Juvenile Male			1	0	0	0	1	0	0	0	0	1	
<b>Total</b>			<b>15</b>	<b>0</b>	<b>0</b>	<b>0</b>	<b>15</b>	<b>2</b>	<b>7</b>	<b>2</b>	<b>11</b>	<b>26</b>	
Tyler Co SO		Adult Female	15	1	0	0	16	8	17	10	35	51	
		Adult Male	13	0	0	0	13	16	32	17	65	78	
		Juvenile Female	2	3	0	1	6	0	0	0	0	6	
		Juvenile Male	2	0	0	0	2	0	0	1	1	3	
		<b>Total</b>	<b>32</b>	<b>4</b>	<b>0</b>	<b>1</b>	<b>37</b>	<b>24</b>	<b>49</b>	<b>28</b>	<b>101</b>	<b>138</b>	
<b>Total</b>			<b>47</b>	<b>4</b>	<b>0</b>	<b>1</b>	<b>52</b>	<b>26</b>	<b>56</b>	<b>30</b>	<b>112</b>	<b>164</b>	

			Crimes Against Persons					Crimes Against Property				Total
			Assault Offenses	Forcible Sex Offenses	Murder	Other Crimes Against Persons	Total	Burglary/ B&E	Larceny	Other Crimes Against Property	Total	
<u>Upshur County</u>	Buckhannon PD	Adult Female	5	0	0	0	5	4	14	6	24	29
		Adult Male	1	0	0	0	1	4	9	3	16	17
		Juvenile Male	0	0	0	0	0	1	0	0	1	1
		<b>Total</b>	<b>6</b>	<b>0</b>	<b>0</b>	<b>0</b>	<b>6</b>	<b>9</b>	<b>23</b>	<b>9</b>	<b>41</b>	<b>47</b>
	Buckhannon SP	Adult Female	40	1	0	0	41	6	23	28	57	98
		Adult Male	23	1	1	0	25	22	46	37	105	130
		Juvenile Female	7	4	0	3	14	0	0	0	0	14
		Juvenile Male	5	0	0	0	5	0	0	0	0	5
		<b>Total</b>	<b>75</b>	<b>6</b>	<b>1</b>	<b>3</b>	<b>85</b>	<b>28</b>	<b>69</b>	<b>65</b>	<b>162</b>	<b>247</b>
	Upshur Co SO	Adult Female	22	0	0	2	24	5	11	15	31	55
		Adult Male	11	0	0	0	11	11	39	12	62	73
		Juvenile Female	12	0	0	0	12	0	0	0	0	12
		Juvenile Male	6	0	0	0	6	0	0	0	0	6
		<b>Total</b>	<b>51</b>	<b>0</b>	<b>0</b>	<b>2</b>	<b>53</b>	<b>16</b>	<b>50</b>	<b>27</b>	<b>93</b>	<b>146</b>
	<b>Total</b>			<b>132</b>	<b>6</b>	<b>1</b>	<b>5</b>	<b>144</b>	<b>53</b>	<b>142</b>	<b>101</b>	<b>296</b>
<u>Wayne County</u>	Ceredo PD	Adult Female	2	0	0	0	2	0	3	3	6	8
		Adult Male	1	0	0	0	1	2	7	1	10	11
		<b>Total</b>	<b>3</b>	<b>0</b>	<b>0</b>	<b>0</b>	<b>3</b>	<b>2</b>	<b>10</b>	<b>4</b>	<b>16</b>	<b>19</b>
	Fort Gay PD	Adult Female	1	0	0	0	1	0	3	0	3	4
		Adult Male	1	0	0	0	1	0	3	0	3	4

			Crimes Against Persons					Crimes Against Property				Total
			Assault Offenses	Forcible Sex Offenses	Murder	Other Crimes Against Persons	Total	Burglary/ B&E	Larceny	Other Crimes Against Property	Total	
<u>Wayne County</u>	Fort Gay PD	<b>Total</b>	<b>2</b>	<b>0</b>	<b>0</b>	<b>0</b>	<b>2</b>	<b>0</b>	<b>6</b>	<b>0</b>	<b>6</b>	<b>8</b>
	Kenova PD	Adult Female	30	0	0	0	30	18	50	16	84	<b>114</b>
		Adult Male	16	0	0	0	16	13	60	26	99	<b>115</b>
		Juvenile Female	4	1	0	1	6	0	0	0	0	<b>6</b>
		Juvenile Male	4	0	0	0	4	0	0	0	0	<b>4</b>
		<b>Total</b>	<b>54</b>	<b>1</b>	<b>0</b>	<b>1</b>	<b>56</b>	<b>31</b>	<b>110</b>	<b>42</b>	<b>183</b>	<b>239</b>
	Wayne Co SO	Adult Female	57	2	0	0	59	23	32	4	59	<b>118</b>
		Adult Male	30	0	0	0	30	37	51	12	100	<b>130</b>
		Juvenile Female	2	2	0	0	4	0	0	0	0	<b>4</b>
		Juvenile Male	5	0	0	0	5	0	0	1	1	<b>6</b>
		<b>Total</b>	<b>94</b>	<b>4</b>	<b>0</b>	<b>0</b>	<b>98</b>	<b>60</b>	<b>83</b>	<b>17</b>	<b>160</b>	<b>258</b>
	Wayne PD	Adult Female	4	0	0	0	4	1	2	0	3	<b>7</b>
		Adult Male	1	0	0	0	1	1	5	0	6	<b>7</b>
		<b>Total</b>	<b>5</b>	<b>0</b>	<b>0</b>	<b>0</b>	<b>5</b>	<b>2</b>	<b>7</b>	<b>0</b>	<b>9</b>	<b>14</b>
	Wayne SP	Adult Female	101	1	1	1	104	46	90	62	198	<b>302</b>
		Adult Male	55	0	1	0	56	53	114	66	233	<b>289</b>
		Juvenile Female	4	11	0	1	16	0	0	1	1	<b>17</b>
		Juvenile Male	5	2	0	1	8	0	0	1	1	<b>9</b>
		<b>Total</b>	<b>165</b>	<b>14</b>	<b>2</b>	<b>3</b>	<b>184</b>	<b>99</b>	<b>204</b>	<b>130</b>	<b>433</b>	<b>617</b>
	<b>Total</b>			<b>323</b>	<b>19</b>	<b>2</b>	<b>4</b>	<b>348</b>	<b>194</b>	<b>420</b>	<b>193</b>	<b>807</b>

			Crimes Against Persons					Crimes Against Property				Total
			Assault Offenses	Forcible Sex Offenses	Murder	Other Crimes Against Persons	Total	Burglary/ B&E	Larceny	Other Crimes Against Property	Total	
<u>Webster County</u>	Upperglade SP	Adult Female	22	0	1	0	23	8	13	13	34	57
		Adult Male	23	0	2	0	25	19	24	12	55	80
		Juvenile Female	2	0	0	0	2	0	0	0	0	2
		Juvenile Male	6	0	0	0	6	0	0	0	0	6
		<b>Total</b>	<b>53</b>	<b>0</b>	<b>3</b>	<b>0</b>	<b>56</b>	<b>27</b>	<b>37</b>	<b>25</b>	<b>89</b>	<b>145</b>
	<b>Total</b>	<b>53</b>	<b>0</b>	<b>3</b>	<b>0</b>	<b>56</b>	<b>27</b>	<b>37</b>	<b>25</b>	<b>89</b>	<b>145</b>	
<u>Wetzel County</u>	Hundred SP	Adult Female	28	0	0	0	28	6	9	7	22	50
		Adult Male	17	0	0	0	17	12	19	13	44	61
		Juvenile Female	2	0	0	0	2	0	0	0	0	2
		Juvenile Male	3	0	0	0	3	0	0	0	0	3
		<b>Total</b>	<b>50</b>	<b>0</b>	<b>0</b>	<b>0</b>	<b>50</b>	<b>18</b>	<b>28</b>	<b>20</b>	<b>66</b>	<b>116</b>
	New Martinsville PD	Adult Female	24	2	0	0	26	13	12	13	38	64
		Adult Male	9	0	0	0	9	5	8	9	22	31
		<b>Total</b>	<b>33</b>	<b>2</b>	<b>0</b>	<b>0</b>	<b>35</b>	<b>18</b>	<b>20</b>	<b>22</b>	<b>60</b>	<b>95</b>
	Paden City SP	Adult Female	18	0	0	0	18	2	7	4	13	31
		Adult Male	13	0	0	0	13	12	4	18	34	47
		Juvenile Female	2	2	0	0	4	0	0	0	0	4
		Juvenile Male	4	0	0	0	4	0	0	0	0	4
		<b>Total</b>	<b>37</b>	<b>2</b>	<b>0</b>	<b>0</b>	<b>39</b>	<b>14</b>	<b>11</b>	<b>22</b>	<b>47</b>	<b>86</b>
	Wetzel Co	Adult Female	1	0	0	0	1	0	2	2	4	5

			Crimes Against Persons					Crimes Against Property				Total
			Assault Offenses	Forcible Sex Offenses	Murder	Other Crimes Against Persons	Total	Burglary/ B&E	Larceny	Other Crimes Against Property	Total	
<u>Wetzel County</u>	Wetzel Co SO	Adult Male	5	0	0	0	5	1	1	2	4	9
		<b>Total</b>	<b>6</b>	<b>0</b>	<b>0</b>	<b>0</b>	<b>6</b>	<b>1</b>	<b>3</b>	<b>4</b>	<b>8</b>	<b>14</b>
	<b>Total</b>	<b>126</b>	<b>4</b>	<b>0</b>	<b>0</b>	<b>130</b>	<b>51</b>	<b>62</b>	<b>68</b>	<b>181</b>	<b>311</b>	
<u>Wirt County</u>	Elizabeth SP	Adult Female	22	3	0	0	25	8	11	21	40	65
		Adult Male	8	0	0	0	8	16	15	23	54	62
		Juvenile Female	3	2	0	2	7	0	0	0	0	7
		Juvenile Male	6	0	0	0	6	0	0	0	0	6
		<b>Total</b>	<b>39</b>	<b>5</b>	<b>0</b>	<b>2</b>	<b>46</b>	<b>24</b>	<b>26</b>	<b>44</b>	<b>94</b>	<b>140</b>
	Wirt Co SO	Adult Female	17	1	0	0	18	3	6	7	16	34
		Adult Male	7	0	0	0	7	11	18	14	43	50
		Juvenile Male	3	0	0	0	3	0	0	0	0	3
		<b>Total</b>	<b>27</b>	<b>1</b>	<b>0</b>	<b>0</b>	<b>28</b>	<b>14</b>	<b>24</b>	<b>21</b>	<b>59</b>	<b>87</b>
	<b>Total</b>	<b>66</b>	<b>6</b>	<b>0</b>	<b>2</b>	<b>74</b>	<b>38</b>	<b>50</b>	<b>65</b>	<b>153</b>	<b>227</b>	
<u>Wood County</u>	DNR - 6 - Wood	Adult Male	1	0	0	0	1	0	0	0	0	1
		<b>Total</b>	<b>1</b>	<b>0</b>	<b>0</b>	<b>0</b>	<b>1</b>	<b>0</b>	<b>0</b>	<b>0</b>	<b>0</b>	<b>1</b>
	Parkersburg PD		12	1	0	0	13	1	1	2	4	17
		Adult Female	365	12	0	5	382	188	478	343	1,009	1,391
		Adult Male	244	2	0	0	246	220	439	363	1,022	1,268
		Juvenile Female	35	16	0	1	52	2	8	4	14	66
		Juvenile Male	43	7	1	0	51	2	10	5	17	68

		Crimes Against Persons					Crimes Against Property					Total
		Assault Offenses	Forcible Sex Offenses	Murder	Other Crimes Against Persons	Total	Burglary/ B&E	Larceny	Other Crimes Against Property	Total		
<b><u>Wood County</u></b>	Parkersburg PD	<b>Total</b>	<b>699</b>	<b>38</b>	<b>1</b>	<b>6</b>	<b>744</b>	<b>413</b>	<b>936</b>	<b>717</b>	<b>2,066</b>	<b>2,810</b>
	Parkersburg SP	Adult Female	12	2	0	0	14	7	20	12	39	53
		Adult Male	9	0	0	0	9	6	32	17	55	64
		Juvenile Female	2	3	0	0	5	0	3	1	4	9
		Juvenile Male	1	1	0	0	2	0	0	0	0	2
		<b>Total</b>	<b>24</b>	<b>6</b>	<b>0</b>	<b>0</b>	<b>30</b>	<b>13</b>	<b>55</b>	<b>30</b>	<b>98</b>	<b>128</b>
	Vienna PD		2	0	0	0	2	2	2	0	4	6
		Adult Female	47	0	0	0	47	9	43	22	74	121
		Adult Male	30	0	0	0	30	5	44	20	69	99
		Juvenile Female	6	2	0	0	8	0	0	1	1	9
		Juvenile Male	3	0	0	0	3	0	2	0	2	5
		<b>Total</b>	<b>88</b>	<b>2</b>	<b>0</b>	<b>0</b>	<b>90</b>	<b>16</b>	<b>91</b>	<b>43</b>	<b>150</b>	<b>240</b>
	Williamstown PD	Adult Female	1	0	0	0	1	0	1	0	1	2
		Adult Male	1	0	0	0	1	0	1	0	1	2
		<b>Total</b>	<b>2</b>	<b>0</b>	<b>0</b>	<b>0</b>	<b>2</b>	<b>0</b>	<b>2</b>	<b>0</b>	<b>2</b>	<b>4</b>
	Wood Co SO		1	0	0	0	1	1	4	1	6	7
		Adult Female	104	8	0	0	112	46	97	82	225	337
		Adult Male	59	0	0	0	59	57	129	76	262	321
		Juvenile Female	7	13	0	3	23	0	1	1	2	25
		Juvenile Male	13	2	0	0	15	1	4	0	5	20



			Crimes Against Persons					Crimes Against Property				Total	
			Assault Offenses	Forcible Sex Offenses	Murder	Other Crimes Against Persons	Total	Burglary/ B&E	Larceny	Other Crimes Against Property	Total		
<u>Wood County</u>	Wood Co SO	<b>Total</b>	<b>184</b>	<b>23</b>	<b>0</b>	<b>3</b>	<b>210</b>	<b>105</b>	<b>235</b>	<b>160</b>	<b>500</b>	<b>710</b>	
	<b>Total</b>		<b>998</b>	<b>69</b>	<b>1</b>	<b>9</b>	<b>1,077</b>	<b>547</b>	<b>1,319</b>	<b>950</b>	<b>2,816</b>	<b>3,893</b>	
<u>Wyoming County</u>	Jesse SP	Adult Female	11	0	0	0	11	6	5	5	16	27	
		Adult Male	8	0	0	0	8	1	16	5	22	30	
		Juvenile Female	3	3	0	0	6	0	0	0	0	6	
		Juvenile Male	1	0	0	0	1	0	0	0	0	1	
		<b>Total</b>	<b>23</b>	<b>3</b>	<b>0</b>	<b>0</b>	<b>26</b>	<b>7</b>	<b>21</b>	<b>10</b>	<b>38</b>	<b>64</b>	
	Oceana PD		1	0	0	0	1	0	0	0	0	1	
		Adult Female	20	1	0	0	21	2	20	18	40	61	
		Adult Male	18	0	0	0	18	7	12	16	35	53	
		Juvenile Female	3	1	0	0	4	0	0	0	0	4	
		Juvenile Male	2	0	0	0	2	0	0	0	0	2	
		<b>Total</b>	<b>44</b>	<b>2</b>	<b>0</b>	<b>0</b>	<b>46</b>	<b>9</b>	<b>32</b>	<b>34</b>	<b>75</b>	<b>121</b>	
	Wyoming Co SO	Adult Female	27	1	0	0	28	31	51	22	104	132	
		Adult Male	37	0	1	0	38	66	91	28	185	223	
		Juvenile Female	2	1	0	0	3	0	0	0	0	3	
		Juvenile Male	1	0	0	0	1	0	0	0	0	1	
		<b>Total</b>	<b>67</b>	<b>2</b>	<b>1</b>	<b>0</b>	<b>70</b>	<b>97</b>	<b>142</b>	<b>50</b>	<b>289</b>	<b>359</b>	
	<b>Total</b>		<b>134</b>	<b>7</b>	<b>1</b>	<b>0</b>	<b>142</b>	<b>113</b>	<b>195</b>	<b>94</b>	<b>402</b>	<b>544</b>	
	<b>Total</b>			<b>21,736</b>	<b>1,207</b>	<b>78</b>	<b>238</b>	<b>23,259</b>	<b>9,505</b>	<b>20,109</b>	<b>15,350</b>	<b>44,964</b>	<b>68,223</b>

# Age and Sex Of Offenders Known to Law Enforcement, Crimes Against Persons and Crimes Against Property

2012

**NOTE:**

See Appendix for list and definitions of offenses.

*Larceny includes Motor Vehicle Theft*

OFFENDERS			Crimes Against Persons					Crimes Against Property				Total
			Assault Offenses	Forcible Sex Offenses	Murder	Other Crimes Against Persons	Total	Burglary/ B&E	Larceny	Other Crimes Against Property	Total	
<b>Barbour County</b>	Barbour Co SO	Adult Female	1	0	0	0	1	1	1	1	3	4
		Adult Male	5	0	0	0	5	3	3	5	11	16
		<b>Total</b>	<b>6</b>	<b>0</b>	<b>0</b>	<b>0</b>	<b>6</b>	<b>4</b>	<b>4</b>	<b>6</b>	<b>14</b>	<b>20</b>
	Belington PD	Adult Male	7	1	0	0	8	0	2	1	3	11
		Juvenile Female	1	0	0	0	1	0	0	0	0	1
		Juvenile Male	1	0	0	0	1	0	0	0	0	1
		<b>Total</b>	<b>9</b>	<b>1</b>	<b>0</b>	<b>0</b>	<b>10</b>	<b>0</b>	<b>2</b>	<b>1</b>	<b>3</b>	<b>13</b>
	Philippi PD		0	0	0	0	0	0	1	11	12	12
		Adult Female	8	0	0	0	8	0	3	0	3	11
		Adult Male	23	1	0	0	24	2	4	9	15	39
		Juvenile Female	0	0	0	0	0	0	1	0	1	1
		Juvenile Male	4	0	0	0	4	0	0	2	2	6
		<b>Total</b>	<b>35</b>	<b>1</b>	<b>0</b>	<b>0</b>	<b>36</b>	<b>2</b>	<b>9</b>	<b>22</b>	<b>33</b>	<b>69</b>
	Philippi SP		0	0	0	0	0	1	0	0	1	1

			Crimes Against Persons					Crimes Against Property				Total
			Assault Offenses	Forcible Sex Offenses	Murder	Other Crimes Against Persons	Total	Burglary/ B&E	Larceny	Other Crimes Against Property	Total	
<b>Barbour County</b>	Philippi SP	Adult Female	2	0	0	0	2	0	5	5	10	12
		Adult Male	29	1	0	1	31	0	11	9	20	51
		Juvenile Female	0	0	0	0	0	0	1	0	1	1
		Juvenile Male	0	0	0	1	1	1	1	1	3	4
		<b>Total</b>	<b>31</b>	<b>1</b>	<b>0</b>	<b>2</b>	<b>34</b>	<b>2</b>	<b>18</b>	<b>15</b>	<b>35</b>	<b>69</b>
	<b>Total</b>	<b>81</b>	<b>3</b>	<b>0</b>	<b>2</b>	<b>86</b>	<b>8</b>	<b>33</b>	<b>44</b>	<b>85</b>	<b>171</b>	
<b>Berkeley County</b>	Berkeley Co SO	Adult Female	116	0	0	0	116	17	129	64	210	326
		Adult Male	335	20	3	6	364	89	164	132	385	749
		Juvenile Female	29	0	0	0	29	0	4	1	5	34
		Juvenile Male	38	2	0	0	40	8	34	13	55	95
		<b>Total</b>	<b>518</b>	<b>22</b>	<b>3</b>	<b>6</b>	<b>549</b>	<b>114</b>	<b>331</b>	<b>210</b>	<b>655</b>	<b>1,204</b>
	Martinsburg PD	Adult Female	88	0	0	0	88	8	176	67	251	339
		Adult Male	252	9	0	0	261	45	262	176	483	744
		Juvenile Female	15	0	0	0	15	2	47	5	54	69
		Juvenile Male	24	1	0	0	25	2	30	6	38	63
		<b>Total</b>	<b>379</b>	<b>10</b>	<b>0</b>	<b>0</b>	<b>389</b>	<b>57</b>	<b>515</b>	<b>254</b>	<b>826</b>	<b>1,215</b>
	Martinsburg SP	Adult Female	91	1	1	1	94	15	82	62	159	253
		Adult Male	273	18	0	1	292	72	152	176	400	692
		Juvenile Female	6	0	0	0	6	2	7	4	13	19
		Juvenile Male	33	2	0	1	36	3	7	9	19	55

			Crimes Against Persons					Crimes Against Property				
			Assault Offenses	Forcible Sex Offenses	Murder	Other Crimes Against Persons	Total	Burglary/ B&E	Larceny	Other Crimes Against Property	Total	Total
<b>Berkeley County</b>	Martinsburg	<b>Total</b>	<b>403</b>	<b>21</b>	<b>1</b>	<b>3</b>	<b>428</b>	<b>92</b>	<b>248</b>	<b>251</b>	<b>591</b>	<b>1,019</b>
	<b>Total</b>		<b>1,300</b>	<b>53</b>	<b>4</b>	<b>9</b>	<b>1,366</b>	<b>263</b>	<b>1,094</b>	<b>715</b>	<b>2,072</b>	<b>3,438</b>
<b>Boone County</b>	Boone Co SO		1	0	0	0	1	0	0	0	0	1
		Adult Female	19	0	0	0	19	1	3	3	7	26
		Adult Male	46	2	0	0	48	8	15	7	30	78
		Juvenile Female	1	0	0	0	1	0	0	0	0	1
		Juvenile Male	0	0	0	0	0	0	1	0	1	1
		<b>Total</b>	<b>67</b>	<b>2</b>	<b>0</b>	<b>0</b>	<b>69</b>	<b>9</b>	<b>19</b>	<b>10</b>	<b>38</b>	<b>107</b>
	Madison SP	Adult Female	28	0	0	0	28	3	23	29	55	83
		Adult Male	80	4	0	0	84	15	61	63	139	223
		Juvenile Female	2	0	0	0	2	2	1	1	4	6
		Juvenile Male	7	0	0	0	7	3	2	2	7	14
		<b>Total</b>	<b>117</b>	<b>4</b>	<b>0</b>	<b>0</b>	<b>121</b>	<b>23</b>	<b>87</b>	<b>95</b>	<b>205</b>	<b>326</b>
	Whitesville SP	Adult Female	1	0	0	0	1	3	13	12	28	29
		Adult Male	21	1	0	0	22	9	35	30	74	96
		Juvenile Female	0	0	0	0	0	2	2	4	8	8
		Juvenile Male	0	1	0	0	1	2	1	1	4	5
		<b>Total</b>	<b>22</b>	<b>2</b>	<b>0</b>	<b>0</b>	<b>24</b>	<b>16</b>	<b>51</b>	<b>47</b>	<b>114</b>	<b>138</b>
	<b>Total</b>		<b>206</b>	<b>8</b>	<b>0</b>	<b>0</b>	<b>214</b>	<b>48</b>	<b>157</b>	<b>152</b>	<b>357</b>	<b>571</b>
<b>Braxton</b>	Braxton Co	Adult Female	7	0	0	0	7	0	4	7	11	18

			Crimes Against Persons					Crimes Against Property				Total	
			Assault Offenses	Forcible Sex Offenses	Murder	Other Crimes Against Persons	Total	Burglary/ B&E	Larceny	Other Crimes Against Property	Total		
<b>Braxton County</b>	Braxton Co SO	Adult Male	14	2	0	0	16	0	9	10	19	35	
		Juvenile Female	1	0	0	0	1	0	0	0	0	1	
		<b>Total</b>	<b>22</b>	<b>2</b>	<b>0</b>	<b>0</b>	<b>24</b>	<b>0</b>	<b>13</b>	<b>17</b>	<b>30</b>	<b>54</b>	
	Sutton SP	Adult Female	12	0	0	2	14	2	17	13	32	46	
		Adult Male	58	6	0	1	65	9	31	21	61	126	
		Juvenile Female	1	0	0	0	1	0	1	0	1	2	
		Juvenile Male	0	0	0	0	0	0	1	0	1	1	
		<b>Total</b>	<b>71</b>	<b>6</b>	<b>0</b>	<b>3</b>	<b>80</b>	<b>11</b>	<b>50</b>	<b>34</b>	<b>95</b>	<b>175</b>	
	<b>Total</b>			<b>93</b>	<b>8</b>	<b>0</b>	<b>3</b>	<b>104</b>	<b>11</b>	<b>63</b>	<b>51</b>	<b>125</b>	<b>229</b>
	<b>Brooke County</b>	Brooke Co SO	Adult Female	10	0	0	0	10	5	4	3	12	22
Adult Male			35	2	0	1	38	7	17	11	35	73	
Juvenile Female			1	0	0	0	1	0	0	0	0	1	
Juvenile Male			3	0	0	0	3	0	0	1	1	4	
<b>Total</b>			<b>49</b>	<b>2</b>	<b>0</b>	<b>1</b>	<b>52</b>	<b>12</b>	<b>21</b>	<b>15</b>	<b>48</b>	<b>100</b>	
Follansbee PD		Adult Female	1	0	0	0	1	0	0	0	0	1	
		Adult Male	2	0	0	0	2	0	2	1	3	5	
		Juvenile Male	0	0	0	0	0	0	2	0	2	2	
		<b>Total</b>	<b>3</b>	<b>0</b>	<b>0</b>	<b>0</b>	<b>3</b>	<b>0</b>	<b>4</b>	<b>1</b>	<b>5</b>	<b>8</b>	
Wellsburg PD		Adult Female	12	0	0	0	12	0	11	4	15	27	
		Adult Male	12	0	0	0	12	3	13	10	26	38	

			Crimes Against Persons					Crimes Against Property				Total
			Assault Offenses	Forcible Sex Offenses	Murder	Other Crimes Against Persons	Total	Burglary/ B&E	Larceny	Other Crimes Against Property	Total	
<b>Brooke County</b>	Wellsburg PD	Juvenile Male	1	0	0	0	1	0	1	0	1	2
		<b>Total</b>	<b>25</b>	<b>0</b>	<b>0</b>	<b>0</b>	<b>25</b>	<b>3</b>	<b>25</b>	<b>14</b>	<b>42</b>	<b>67</b>
	Wellsburg SP	Adult Female	2	0	0	0	2	0	0	2	2	4
		Adult Male	2	2	0	0	4	1	2	6	9	13
		Juvenile Male	0	4	0	0	4	0	0	0	0	4
		<b>Total</b>	<b>4</b>	<b>6</b>	<b>0</b>	<b>0</b>	<b>10</b>	<b>1</b>	<b>2</b>	<b>8</b>	<b>11</b>	<b>21</b>
	<b>Total</b>			<b>81</b>	<b>8</b>	<b>0</b>	<b>1</b>	<b>90</b>	<b>16</b>	<b>52</b>	<b>38</b>	<b>106</b>
<b>Cabell County</b>	Barboursville PD	Adult Female	12	0	0	0	12	1	173	15	189	201
		Adult Male	36	2	0	0	38	6	125	28	159	197
		Juvenile Female	2	0	0	0	2	0	23	0	23	25
		Juvenile Male	4	0	0	0	4	0	1	1	2	6
		<b>Total</b>	<b>54</b>	<b>2</b>	<b>0</b>	<b>0</b>	<b>56</b>	<b>7</b>	<b>322</b>	<b>44</b>	<b>373</b>	<b>429</b>
	Cabell CO SO	Adult Female	56	1	0	0	57	11	124	51	186	243
		Adult Male	181	4	0	3	188	54	150	112	316	504
		Juvenile Female	5	0	0	0	5	1	4	0	5	10
		Juvenile Male	16	2	0	0	18	3	7	7	17	35
		<b>Total</b>	<b>258</b>	<b>7</b>	<b>0</b>	<b>3</b>	<b>268</b>	<b>69</b>	<b>285</b>	<b>170</b>	<b>524</b>	<b>792</b>
	Huntington PD	Adult Female	185	2	1	1	189	34	230	130	394	583
		Adult Male	563	64	3	2	632	139	338	273	750	1,382
		Juvenile Female	24	0	0	0	24	2	11	5	18	42

			Crimes Against Persons					Crimes Against Property				
			Assault Offenses	Forcible Sex Offenses	Murder	Other Crimes Against Persons	Total	Burglary/ B&E	Larceny	Other Crimes Against Property	Total	Total
<b>Cabell County</b>	Huntington PD	Juvenile Male	51	1	0	0	52	6	14	17	37	<b>89</b>
		<b>Total</b>	<b>823</b>	<b>67</b>	<b>4</b>	<b>3</b>	<b>897</b>	<b>181</b>	<b>593</b>	<b>425</b>	<b>1,199</b>	<b>2,096</b>
	Huntington SP		4	0	0	0	4	0	0	0	0	<b>4</b>
		Adult Female	38	1	0	1	40	6	189	51	246	<b>286</b>
		Adult Male	150	11	0	2	163	18	184	88	290	<b>453</b>
		Juvenile Female	7	0	0	0	7	0	16	0	16	<b>23</b>
		Juvenile Male	10	3	0	0	13	4	12	5	21	<b>34</b>
		<b>Total</b>	<b>209</b>	<b>15</b>	<b>0</b>	<b>3</b>	<b>227</b>	<b>28</b>	<b>401</b>	<b>144</b>	<b>573</b>	<b>800</b>
	Marshall Univ Police	Adult Female	0	0	0	0	0	0	8	2	10	<b>10</b>
		Adult Male	17	0	0	0	17	6	16	20	42	<b>59</b>
		Juvenile Male	0	0	0	0	0	0	3	0	3	<b>3</b>
		<b>Total</b>	<b>17</b>	<b>0</b>	<b>0</b>	<b>0</b>	<b>17</b>	<b>6</b>	<b>27</b>	<b>22</b>	<b>55</b>	<b>72</b>
	Milton PD	Adult Female	16	0	0	0	16	0	15	4	19	<b>35</b>
		Adult Male	28	1	0	0	29	3	19	10	32	<b>61</b>
		Juvenile Female	1	0	0	0	1	0	0	1	1	<b>2</b>
		Juvenile Male	2	0	0	0	2	0	0	3	3	<b>5</b>
		<b>Total</b>	<b>47</b>	<b>1</b>	<b>0</b>	<b>0</b>	<b>48</b>	<b>3</b>	<b>34</b>	<b>18</b>	<b>55</b>	<b>103</b>
	Huntington Drug & Vio Crime	Adult Male	1	0	0	0	1	0	1	1	2	<b>3</b>
		<b>Total</b>	<b>1</b>	<b>0</b>	<b>0</b>	<b>0</b>	<b>1</b>	<b>0</b>	<b>1</b>	<b>1</b>	<b>2</b>	<b>3</b>
	<b>Total</b>			<b>1,409</b>	<b>92</b>	<b>4</b>	<b>9</b>	<b>1,514</b>	<b>294</b>	<b>1,663</b>	<b>824</b>	<b>2,781</b>

			Crimes Against Persons					Crimes Against Property				Total
			Assault Offenses	Forcible Sex Offenses	Murder	Other Crimes Against Persons	Total	Burglary/ B&E	Larceny	Other Crimes Against Property	Total	
<b>Calhoun County</b>	DNR - 6 - Calhoun	Adult Male	1	0	0	0	1	0	0	0	0	1
		<b>Total</b>	<b>1</b>	<b>0</b>	<b>0</b>	<b>0</b>	<b>1</b>	<b>0</b>	<b>0</b>	<b>0</b>	<b>0</b>	<b>1</b>
	Grantsville SP	Adult Female	14	0	1	0	15	1	3	5	9	24
		Adult Male	36	5	1	0	42	6	2	18	26	68
		Juvenile Female	1	0	0	0	1	0	0	0	0	1
		Juvenile Male	3	1	0	0	4	0	0	40	40	44
		<b>Total</b>	<b>54</b>	<b>6</b>	<b>2</b>	<b>0</b>	<b>62</b>	<b>7</b>	<b>5</b>	<b>63</b>	<b>75</b>	<b>137</b>
<b>Total</b>	<b>55</b>	<b>6</b>	<b>2</b>	<b>0</b>	<b>63</b>	<b>7</b>	<b>5</b>	<b>63</b>	<b>75</b>	<b>138</b>		
<b>Clay County</b>	Clay SP	Adult Female	11	0	0	0	11	2	3	5	10	21
		Adult Male	34	0	1	1	36	3	10	12	25	61
		Juvenile Female	1	0	0	0	1	0	0	0	0	1
		Juvenile Male	1	0	0	0	1	0	0	0	0	1
		<b>Total</b>	<b>47</b>	<b>0</b>	<b>1</b>	<b>1</b>	<b>49</b>	<b>5</b>	<b>13</b>	<b>17</b>	<b>35</b>	<b>84</b>
	<b>Total</b>	<b>47</b>	<b>0</b>	<b>1</b>	<b>1</b>	<b>49</b>	<b>5</b>	<b>13</b>	<b>17</b>	<b>35</b>	<b>84</b>	
<b>Doddridge County</b>	Doddridge Co SO	Adult Female	10	0	0	0	10	0	1	4	5	15
		Adult Male	31	1	0	0	32	1	6	12	19	51
		Juvenile Female	1	0	0	0	1	0	1	0	1	2
		Juvenile Male	2	0	1	0	3	0	2	0	2	5
		<b>Total</b>	<b>44</b>	<b>1</b>	<b>1</b>	<b>0</b>	<b>46</b>	<b>1</b>	<b>10</b>	<b>16</b>	<b>27</b>	<b>73</b>
	West Union	Adult Female	0	0	0	0	0	0	1	2	3	3



			Crimes Against Persons					Crimes Against Property				Total
			Assault Offenses	Forcible Sex Offenses	Murder	Other Crimes Against Persons	Total	Burglary/ B&E	Larceny	Other Crimes Against Property	Total	
<b>Doddridge County</b>	West Union PD	Adult Male	1	0	0	0	1	7	3	1	11	12
		<b>Total</b>	<b>1</b>	<b>0</b>	<b>0</b>	<b>0</b>	<b>1</b>	<b>7</b>	<b>4</b>	<b>3</b>	<b>14</b>	<b>15</b>
	West Union SP	Adult Female	5	0	0	0	5	0	0	2	2	7
		Adult Male	17	3	0	0	20	0	4	5	9	29
		Juvenile Female	0	0	0	0	0	0	1	1	2	2
		<b>Total</b>	<b>22</b>	<b>3</b>	<b>0</b>	<b>0</b>	<b>25</b>	<b>0</b>	<b>5</b>	<b>8</b>	<b>13</b>	<b>38</b>
	<b>Total</b>			<b>67</b>	<b>4</b>	<b>1</b>	<b>0</b>	<b>72</b>	<b>8</b>	<b>19</b>	<b>27</b>	<b>54</b>
<b>Fayette County</b>	DNR - 4 - Fayette	Adult Male	0	0	0	0	0	0	0	1	1	1
		<b>Total</b>	<b>0</b>	<b>0</b>	<b>0</b>	<b>0</b>	<b>0</b>	<b>0</b>	<b>0</b>	<b>1</b>	<b>1</b>	<b>1</b>
	Fayette Co SO	Adult Female	71	0	1	0	72	11	41	41	93	165
		Adult Male	242	12	3	0	257	41	72	71	184	441
		Juvenile Female	4	0	0	0	4	0	0	0	0	4
		Juvenile Male	6	2	0	0	8	3	5	1	9	17
		<b>Total</b>	<b>323</b>	<b>14</b>	<b>4</b>	<b>0</b>	<b>341</b>	<b>55</b>	<b>118</b>	<b>113</b>	<b>286</b>	<b>627</b>
	Fayetteville PD	Adult Female	2	0	0	0	2	0	99	0	99	101
		Adult Male	8	0	0	0	8	2	67	1	70	78
		Juvenile Female	0	0	0	0	0	0	6	0	6	6
		Juvenile Male	1	0	0	0	1	0	10	2	12	13
<b>Total</b>		<b>11</b>	<b>0</b>	<b>0</b>	<b>0</b>	<b>11</b>	<b>2</b>	<b>182</b>	<b>3</b>	<b>187</b>	<b>198</b>	
Gauley	Adult Female	2	0	0	0	2	0	1	7	8	10	

			Crimes Against Persons					Crimes Against Property				Total
			Assault Offenses	Forcible Sex Offenses	Murder	Other Crimes Against Persons	Total	Burglary/ B&E	Larceny	Other Crimes Against Property	Total	
<b>Fayette County</b>	Gauley Bridge SP	Adult Male	17	0	0	0	17	5	17	10	32	<b>49</b>
		<b>Total</b>	<b>19</b>	<b>0</b>	<b>0</b>	<b>0</b>	<b>19</b>	<b>5</b>	<b>18</b>	<b>17</b>	<b>40</b>	<b>59</b>
	Mount Hope PD	Adult Female	6	0	0	0	6	0	7	5	12	<b>18</b>
		Adult Male	11	0	0	0	11	2	3	3	8	<b>19</b>
		<b>Total</b>	<b>17</b>	<b>0</b>	<b>0</b>	<b>0</b>	<b>17</b>	<b>2</b>	<b>10</b>	<b>8</b>	<b>20</b>	<b>37</b>
	Oak Hill PD	Adult Female	15	0	0	0	15	1	42	9	52	<b>67</b>
		Adult Male	38	1	0	1	40	12	40	26	78	<b>118</b>
		Juvenile Female	2	0	0	0	2	0	0	0	0	<b>2</b>
		Juvenile Male	1	0	0	0	1	5	2	2	9	<b>10</b>
		<b>Total</b>	<b>56</b>	<b>1</b>	<b>0</b>	<b>1</b>	<b>58</b>	<b>18</b>	<b>84</b>	<b>37</b>	<b>139</b>	<b>197</b>
	Oak Hill SP	Adult Female	17	0	0	0	17	2	12	13	27	<b>44</b>
		Adult Male	63	2	0	0	65	6	43	29	78	<b>143</b>
		Juvenile Female	1	0	0	0	1	0	0	0	0	<b>1</b>
		Juvenile Male	2	1	0	0	3	0	0	0	0	<b>3</b>
		<b>Total</b>	<b>83</b>	<b>3</b>	<b>0</b>	<b>0</b>	<b>86</b>	<b>8</b>	<b>55</b>	<b>42</b>	<b>105</b>	<b>191</b>
	Turnpike - Fayette	Adult Male	0	0	0	0	0	0	0	1	1	<b>1</b>
		<b>Total</b>	<b>0</b>	<b>0</b>	<b>0</b>	<b>0</b>	<b>0</b>	<b>0</b>	<b>0</b>	<b>1</b>	<b>1</b>	<b>1</b>
	WVU Tech-Security		0	0	0	0	0	0	4	4	8	<b>8</b>
		Adult Female	0	0	0	0	0	0	2	0	2	<b>2</b>
		Adult Male	2	1	0	0	3	0	6	3	9	<b>12</b>

			Crimes Against Persons					Crimes Against Property				Total
			Assault Offenses	Forcible Sex Offenses	Murder	Other Crimes Against Persons	Total	Burglary/ B&E	Larceny	Other Crimes Against Property	Total	
<b>Fayette County</b>	WVU Tech-Security	Juvenile Male	0	0	0	0	0	0	1	0	1	1
		<b>Total</b>	<b>2</b>	<b>1</b>	<b>0</b>	<b>0</b>	<b>3</b>	<b>0</b>	<b>13</b>	<b>7</b>	<b>20</b>	<b>23</b>
	<b>Total</b>	<b>511</b>	<b>19</b>	<b>4</b>	<b>1</b>	<b>535</b>	<b>90</b>	<b>480</b>	<b>229</b>	<b>799</b>	<b>1,334</b>	
<b>Gilmer County</b>	Glennville PD	Adult Female	1	0	0	0	1	0	3	1	4	5
		Adult Male	6	0	0	0	6	1	5	0	6	12
		Juvenile Male	1	1	0	0	2	0	0	0	0	2
		<b>Total</b>	<b>8</b>	<b>1</b>	<b>0</b>	<b>0</b>	<b>9</b>	<b>1</b>	<b>8</b>	<b>1</b>	<b>10</b>	<b>19</b>
	Glennville SP		0	0	0	0	0	0	1	0	1	1
		Adult Female	17	0	0	0	17	0	5	5	10	27
		Adult Male	39	6	0	2	47	2	12	7	21	68
		Juvenile Female	1	0	0	0	1	0	0	0	0	1
		Juvenile Male	3	1	0	0	4	0	1	0	1	5
		<b>Total</b>	<b>60</b>	<b>7</b>	<b>0</b>	<b>2</b>	<b>69</b>	<b>2</b>	<b>19</b>	<b>12</b>	<b>33</b>	<b>102</b>
<b>Total</b>	<b>68</b>	<b>8</b>	<b>0</b>	<b>2</b>	<b>78</b>	<b>3</b>	<b>27</b>	<b>13</b>	<b>43</b>	<b>121</b>		
<b>Grant County</b>	Grant Co SO	Adult Female	11	0	0	0	11	1	0	2	3	14
		Adult Male	9	1	0	0	10	5	1	3	9	19
		Juvenile Male	4	0	0	0	4	0	0	0	0	4
		<b>Total</b>	<b>24</b>	<b>1</b>	<b>0</b>	<b>0</b>	<b>25</b>	<b>6</b>	<b>1</b>	<b>5</b>	<b>12</b>	<b>37</b>
	Petersburg SP	Adult Female	14	1	0	0	15	6	9	7	22	37
		Adult Male	43	3	0	2	48	4	7	15	26	74

			Crimes Against Persons					Crimes Against Property				Total
			Assault Offenses	Forcible Sex Offenses	Murder	Other Crimes Against Persons	Total	Burglary/ B&E	Larceny	Other Crimes Against Property	Total	
<b>Grant County</b>	Petersburg SP	Juvenile Female	0	1	0	0	1	0	3	2	5	6
		Juvenile Male	5	2	0	0	7	0	2	0	2	9
		<b>Total</b>	<b>62</b>	<b>7</b>	<b>0</b>	<b>2</b>	<b>71</b>	<b>10</b>	<b>21</b>	<b>24</b>	<b>55</b>	<b>126</b>
	<b>Total</b>	<b>86</b>	<b>8</b>	<b>0</b>	<b>2</b>	<b>96</b>	<b>16</b>	<b>22</b>	<b>29</b>	<b>67</b>	<b>163</b>	
<b>Greenbrier County</b>	Greenbrier Co SO	Adult Female	11	0	0	0	11	3	9	2	14	25
		Adult Male	49	4	0	0	53	0	14	7	21	74
		Juvenile Female	3	0	0	0	3	0	2	0	2	5
		Juvenile Male	4	0	0	0	4	0	0	0	0	4
		<b>Total</b>	<b>67</b>	<b>4</b>	<b>0</b>	<b>0</b>	<b>71</b>	<b>3</b>	<b>25</b>	<b>9</b>	<b>37</b>	<b>108</b>
	Lewisburg PD	Adult Female	16	0	0	0	16	0	58	36	94	110
		Adult Male	47	2	0	0	49	1	45	40	86	135
		Juvenile Female	0	0	0	0	0	0	4	0	4	4
		<b>Total</b>	<b>63</b>	<b>2</b>	<b>0</b>	<b>0</b>	<b>65</b>	<b>1</b>	<b>107</b>	<b>76</b>	<b>184</b>	<b>249</b>
	Lewisburg SP	Adult Female	10	0	0	0	10	0	25	12	37	47
		Adult Male	45	5	0	0	50	10	18	21	49	99
		Juvenile Female	0	0	0	0	0	0	2	0	2	2
		Juvenile Male	3	1	0	0	4	0	0	0	0	4
		<b>Total</b>	<b>58</b>	<b>6</b>	<b>0</b>	<b>0</b>	<b>64</b>	<b>10</b>	<b>45</b>	<b>33</b>	<b>88</b>	<b>152</b>
	Rainelle PD	Adult Female	0	0	0	0	0	0	2	1	3	3
Adult Male		0	0	0	0	0	0	1	1	2	2	

			Crimes Against Persons					Crimes Against Property				Total
			Assault Offenses	Forcible Sex Offenses	Murder	Other Crimes Against Persons	Total	Burglary/ B&E	Larceny	Other Crimes Against Property	Total	
<b>Greenbrier County</b>	Rainelle PD	<b>Total</b>	<b>0</b>	<b>0</b>	<b>0</b>	<b>0</b>	<b>0</b>	<b>0</b>	<b>3</b>	<b>2</b>	<b>5</b>	<b>5</b>
	Rainelle SP	Adult Female	7	0	0	0	7	5	9	9	23	30
		Adult Male	18	0	1	1	20	8	19	9	36	56
		Juvenile Female	1	0	0	0	1	0	0	0	0	1
		Juvenile Male	1	0	0	0	1	0	1	2	3	4
		<b>Total</b>	<b>27</b>	<b>0</b>	<b>1</b>	<b>1</b>	<b>29</b>	<b>13</b>	<b>29</b>	<b>20</b>	<b>62</b>	<b>91</b>
	Ronceverte PD	Adult Female	4	0	0	0	4	0	1	3	4	8
		Adult Male	8	2	0	0	10	0	4	2	6	16
		<b>Total</b>	<b>12</b>	<b>2</b>	<b>0</b>	<b>0</b>	<b>14</b>	<b>0</b>	<b>5</b>	<b>5</b>	<b>10</b>	<b>24</b>
	White Sulphur Springs PD	Adult Female	1	0	0	0	1	1	0	0	1	2
		Adult Male	3	0	0	0	3	0	0	4	4	7
		<b>Total</b>	<b>4</b>	<b>0</b>	<b>0</b>	<b>0</b>	<b>4</b>	<b>1</b>	<b>0</b>	<b>4</b>	<b>5</b>	<b>9</b>
	<b>Total</b>			<b>231</b>	<b>14</b>	<b>1</b>	<b>1</b>	<b>247</b>	<b>28</b>	<b>214</b>	<b>149</b>	<b>391</b>
<b>Hampshire County</b>	Hampshire Co SO	Adult Female	32	0	0	0	32	6	5	10	21	53
		Adult Male	89	2	0	1	92	16	16	16	48	140
		Juvenile Female	0	0	0	0	0	0	0	1	1	1
		Juvenile Male	0	2	0	0	2	0	1	2	3	5
		<b>Total</b>	<b>121</b>	<b>4</b>	<b>0</b>	<b>1</b>	<b>126</b>	<b>22</b>	<b>22</b>	<b>29</b>	<b>73</b>	<b>199</b>
	Romney PD	Adult Male	2	0	0	0	2	2	0	2	4	6
		<b>Total</b>	<b>2</b>	<b>0</b>	<b>0</b>	<b>0</b>	<b>2</b>	<b>2</b>	<b>0</b>	<b>2</b>	<b>4</b>	<b>6</b>

			Crimes Against Persons					Crimes Against Property				Total
			Assault Offenses	Forcible Sex Offenses	Murder	Other Crimes Against Persons	Total	Burglary/ B&E	Larceny	Other Crimes Against Property	Total	
<b>Hampshire County</b>	Romney SP		0	0	0	0	0	0	0	1	1	1
		Adult Female	40	0	0	0	40	0	24	20	44	84
		Adult Male	109	6	0	2	117	19	21	36	76	193
		Juvenile Female	7	0	0	0	7	0	2	2	4	11
		Juvenile Male	6	1	0	0	7	0	4	4	8	15
		<b>Total</b>	<b>162</b>	<b>7</b>	<b>0</b>	<b>2</b>	<b>171</b>	<b>19</b>	<b>51</b>	<b>63</b>	<b>133</b>	<b>304</b>
	<b>Total</b>	<b>285</b>	<b>11</b>	<b>0</b>	<b>3</b>	<b>299</b>	<b>43</b>	<b>73</b>	<b>94</b>	<b>210</b>	<b>509</b>	
<b>Hancock County</b>	Hancock Co SO		0	0	0	0	0	0	0	1	1	1
		Adult Female	9	0	0	0	9	2	1	1	4	13
		Adult Male	25	0	0	0	25	3	8	3	14	39
		Juvenile Male	1	0	0	0	1	0	5	1	6	7
		<b>Total</b>	<b>35</b>	<b>0</b>	<b>0</b>	<b>0</b>	<b>35</b>	<b>5</b>	<b>14</b>	<b>6</b>	<b>25</b>	<b>60</b>
	New Cumberland PD	Adult Female	0	0	0	0	0	1	1	0	2	2
		<b>Total</b>	<b>0</b>	<b>0</b>	<b>0</b>	<b>0</b>	<b>0</b>	<b>1</b>	<b>1</b>	<b>0</b>	<b>2</b>	<b>2</b>
	New Cumberland SP	Adult Female	2	0	0	1	3	0	0	3	3	6
		Adult Male	8	2	0	0	10	0	3	8	11	21
		Juvenile Male	0	2	0	0	2	0	2	0	2	4
		<b>Total</b>	<b>10</b>	<b>4</b>	<b>0</b>	<b>1</b>	<b>15</b>	<b>0</b>	<b>5</b>	<b>11</b>	<b>16</b>	<b>31</b>
	tf Hancock-Bro oke Drug	Adult Male	1	0	0	0	1	0	0	0	0	1
		<b>Total</b>	<b>1</b>	<b>0</b>	<b>0</b>	<b>0</b>	<b>1</b>	<b>0</b>	<b>0</b>	<b>0</b>	<b>0</b>	<b>1</b>

			Crimes Against Persons					Crimes Against Property				Total
			Assault Offenses	Forcible Sex Offenses	Murder	Other Crimes Against Persons	Total	Burglary/ B&E	Larceny	Other Crimes Against Property	Total	
<b>Hancock County</b>	Weirton PD		1	0	0	0	1	0	1	0	1	<b>2</b>
		Adult Female	37	0	0	0	37	3	69	29	101	<b>138</b>
		Adult Male	117	2	0	3	122	20	81	53	154	<b>276</b>
		Juvenile Female	8	0	0	0	8	1	9	3	13	<b>21</b>
		Juvenile Male	18	0	0	1	19	2	8	1	11	<b>30</b>
		<b>Total</b>	<b>181</b>	<b>2</b>	<b>0</b>	<b>4</b>	<b>187</b>	<b>26</b>	<b>168</b>	<b>86</b>	<b>280</b>	<b>467</b>
	<b>Total</b>	<b>227</b>	<b>6</b>	<b>0</b>	<b>5</b>	<b>238</b>	<b>32</b>	<b>188</b>	<b>103</b>	<b>323</b>	<b>561</b>	
<b>Hardy County</b>	DNR - 2 - Hardy	Adult Male	0	0	0	0	0	0	0	1	1	<b>1</b>
		<b>Total</b>	<b>0</b>	<b>0</b>	<b>0</b>	<b>0</b>	<b>0</b>	<b>0</b>	<b>0</b>	<b>1</b>	<b>1</b>	<b>1</b>
	Hardy Co SO	Adult Female	5	1	0	0	6	0	3	1	4	<b>10</b>
		Adult Male	8	3	0	0	11	7	4	10	21	<b>32</b>
		Juvenile Male	1	0	0	0	1	0	0	1	1	<b>2</b>
		<b>Total</b>	<b>14</b>	<b>4</b>	<b>0</b>	<b>0</b>	<b>18</b>	<b>7</b>	<b>7</b>	<b>12</b>	<b>26</b>	<b>44</b>
	Moorefield PD	Adult Female	8	0	0	0	8	0	6	5	11	<b>19</b>
		Adult Male	18	1	0	0	19	2	4	13	19	<b>38</b>
		Juvenile Female	1	0	0	0	1	0	0	0	0	<b>1</b>
		Juvenile Male	0	0	0	0	0	0	1	0	1	<b>1</b>
		<b>Total</b>	<b>27</b>	<b>1</b>	<b>0</b>	<b>0</b>	<b>28</b>	<b>2</b>	<b>11</b>	<b>18</b>	<b>31</b>	<b>59</b>
	Moorefield SP	Adult Female	15	0	0	0	15	1	12	5	18	<b>33</b>
		Adult Male	46	6	0	0	52	8	4	11	23	<b>75</b>

			Crimes Against Persons					Crimes Against Property				Total
			Assault Offenses	Forcible Sex Offenses	Murder	Other Crimes Against Persons	Total	Burglary/ B&E	Larceny	Other Crimes Against Property	Total	
<b>Hardy County</b>	Moorefield SP	Juvenile Female	0	0	0	0	0	0	1	1	2	<b>2</b>
		Juvenile Male	1	1	0	0	2	0	2	0	2	<b>4</b>
		<b>Total</b>	<b>62</b>	<b>7</b>	<b>0</b>	<b>0</b>	<b>69</b>	<b>9</b>	<b>19</b>	<b>17</b>	<b>45</b>	<b>114</b>
	<b>Total</b>	<b>103</b>	<b>12</b>	<b>0</b>	<b>0</b>	<b>115</b>	<b>18</b>	<b>37</b>	<b>48</b>	<b>103</b>	<b>218</b>	
<b>Harrison County</b>	Bridgeport PD	Adult Female	18	0	0	0	18	3	92	26	121	<b>139</b>
		Adult Male	41	2	0	0	43	3	78	41	122	<b>165</b>
		Juvenile Female	2	0	0	0	2	0	13	1	14	<b>16</b>
		Juvenile Male	8	0	0	0	8	0	9	0	9	<b>17</b>
		<b>Total</b>	<b>69</b>	<b>2</b>	<b>0</b>	<b>0</b>	<b>71</b>	<b>6</b>	<b>192</b>	<b>68</b>	<b>266</b>	<b>337</b>
	Bridgeport SP		0	0	0	0	0	1	0	0	1	<b>1</b>
		Adult Female	30	0	0	1	31	5	16	19	40	<b>71</b>
		Adult Male	64	10	0	2	76	16	47	30	93	<b>169</b>
		Juvenile Female	5	0	0	0	5	0	1	2	3	<b>8</b>
		Juvenile Male	3	0	0	0	3	1	1	3	5	<b>8</b>
		<b>Total</b>	<b>102</b>	<b>10</b>	<b>0</b>	<b>3</b>	<b>115</b>	<b>23</b>	<b>65</b>	<b>54</b>	<b>142</b>	<b>257</b>
	Clarksburg PD	Adult Female	103	1	0	1	105	10	148	38	196	<b>301</b>
		Adult Male	268	12	1	3	284	26	198	138	362	<b>646</b>
		Juvenile Female	16	1	0	0	17	0	12	0	12	<b>29</b>
Juvenile Male		20	7	0	0	27	0	12	10	22	<b>49</b>	
<b>Total</b>		<b>407</b>	<b>21</b>	<b>1</b>	<b>4</b>	<b>433</b>	<b>36</b>	<b>370</b>	<b>186</b>	<b>592</b>	<b>1,025</b>	



			Crimes Against Persons					Crimes Against Property				Total	
			Assault Offenses	Forcible Sex Offenses	Murder	Other Crimes Against Persons	Total	Burglary/ B&E	Larceny	Other Crimes Against Property	Total		
<b>Harrison County</b>	Harrison Co SO	Adult Female	49	0	0	0	49	9	44	18	71	<b>120</b>	
		Adult Male	133	10	0	0	143	34	76	81	191	<b>334</b>	
		Juvenile Female	4	1	0	0	5	3	6	3	12	<b>17</b>	
		Juvenile Male	11	0	0	2	13	4	5	2	11	<b>24</b>	
		<b>Total</b>	<b>197</b>	<b>11</b>	<b>0</b>	<b>2</b>	<b>210</b>	<b>50</b>	<b>131</b>	<b>104</b>	<b>285</b>	<b>495</b>	
	Lumberport PD	Adult Female	1	0	0	0	1	0	0	0	0	<b>1</b>	
		Adult Male	3	0	0	0	3	0	1	3	4	<b>7</b>	
		<b>Total</b>	<b>4</b>	<b>0</b>	<b>0</b>	<b>0</b>	<b>4</b>	<b>0</b>	<b>1</b>	<b>3</b>	<b>4</b>	<b>8</b>	
	Nutter Fort PD	Adult Female	3	0	0	0	3	0	2	2	4	<b>7</b>	
		Adult Male	5	0	0	0	5	0	6	2	8	<b>13</b>	
		<b>Total</b>	<b>8</b>	<b>0</b>	<b>0</b>	<b>0</b>	<b>8</b>	<b>0</b>	<b>8</b>	<b>4</b>	<b>12</b>	<b>20</b>	
	Shinnston PD	Adult Female	6	0	0	0	6	0	9	1	10	<b>16</b>	
		Adult Male	16	0	0	0	16	1	13	6	20	<b>36</b>	
		Juvenile Female	0	0	0	0	0	0	0	1	1	<b>1</b>	
		Juvenile Male	1	0	0	0	1	0	2	1	3	<b>4</b>	
		<b>Total</b>	<b>23</b>	<b>0</b>	<b>0</b>	<b>0</b>	<b>23</b>	<b>1</b>	<b>24</b>	<b>9</b>	<b>34</b>	<b>57</b>	
	<b>Total</b>			<b>810</b>	<b>44</b>	<b>1</b>	<b>9</b>	<b>864</b>	<b>116</b>	<b>791</b>	<b>428</b>	<b>1,335</b>	<b>2,199</b>
	<b>Jackson County</b>	Jackson Co SO	Adult Female	9	0	0	0	9	0	4	0	4	<b>13</b>
			Adult Male	42	0	0	0	42	1	5	2	8	<b>50</b>
			Juvenile Male	2	0	0	0	2	0	1	0	1	<b>3</b>

		Crimes Against Persons					Crimes Against Property					Total
		Assault Offenses	Forcible Sex Offenses	Murder	Other Crimes Against Persons	Total	Burglary/ B&E	Larceny	Other Crimes Against Property	Total		
<b>Jackson County</b>	Jackson Co	<b>Total</b>	<b>53</b>	<b>0</b>	<b>0</b>	<b>0</b>	<b>53</b>	<b>1</b>	<b>10</b>	<b>2</b>	<b>13</b>	<b>66</b>
	Ravenswood PD	Adult Female	11	0	0	0	11	0	14	1	15	26
		Adult Male	27	1	0	1	29	3	16	9	28	57
		Juvenile Female	1	0	0	0	1	0	2	0	2	3
		Juvenile Male	0	0	0	0	0	0	0	4	4	4
		<b>Total</b>	<b>39</b>	<b>1</b>	<b>0</b>	<b>1</b>	<b>41</b>	<b>3</b>	<b>32</b>	<b>14</b>	<b>49</b>	<b>90</b>
	Ripley PD	Adult Female	4	0	0	0	4	0	0	0	0	4
		Adult Male	10	2	0	0	12	0	1	1	2	14
		Juvenile Female	2	0	0	0	2	0	0	0	0	2
		<b>Total</b>	<b>16</b>	<b>2</b>	<b>0</b>	<b>0</b>	<b>18</b>	<b>0</b>	<b>1</b>	<b>1</b>	<b>2</b>	<b>20</b>
	Ripley SP	Adult Female	15	1	0	0	16	2	6	1	9	25
		Adult Male	55	7	0	1	63	8	14	22	44	107
		Juvenile Female	1	0	0	0	1	0	1	0	1	2
		Juvenile Male	0	0	0	0	0	0	2	1	3	3
		<b>Total</b>	<b>71</b>	<b>8</b>	<b>0</b>	<b>1</b>	<b>80</b>	<b>10</b>	<b>23</b>	<b>24</b>	<b>57</b>	<b>137</b>
	<b>Total</b>		<b>179</b>	<b>11</b>	<b>0</b>	<b>2</b>	<b>192</b>	<b>14</b>	<b>66</b>	<b>41</b>	<b>121</b>	<b>313</b>
	<b>Jefferson County</b>	Charles Town PD	Adult Female	6	0	0	0	6	0	2	2	4
Adult Male			10	0	0	0	10	5	9	3	17	27
Juvenile Male			2	0	0	0	2	0	1	0	1	3
<b>Total</b>			<b>18</b>	<b>0</b>	<b>0</b>	<b>0</b>	<b>18</b>	<b>5</b>	<b>12</b>	<b>5</b>	<b>22</b>	<b>40</b>

			Crimes Against Persons					Crimes Against Property				Total
			Assault Offenses	Forcible Sex Offenses	Murder	Other Crimes Against Persons	Total	Burglary/ B&E	Larceny	Other Crimes Against Property	Total	
<b>Jefferson County</b>	Harpers Ferry PD	Adult Female	1	0	0	0	1	0	1	1	2	3
		Adult Male	5	0	0	0	5	1	2	2	5	10
		Juvenile Male	0	0	0	0	0	0	0	1	1	1
		<b>Total</b>	<b>6</b>	<b>0</b>	<b>0</b>	<b>0</b>	<b>6</b>	<b>1</b>	<b>3</b>	<b>4</b>	<b>8</b>	<b>14</b>
	Jefferson Co SO	Adult Female	25	0	0	0	25	1	52	16	69	94
		Adult Male	75	4	0	1	80	7	54	36	97	177
		Juvenile Female	2	1	0	0	3	0	4	0	4	7
		Juvenile Male	10	0	0	0	10	0	4	4	8	18
		<b>Total</b>	<b>112</b>	<b>5</b>	<b>0</b>	<b>1</b>	<b>118</b>	<b>8</b>	<b>114</b>	<b>56</b>	<b>178</b>	<b>296</b>
	Kearneysville SP	Adult Female	31	0	0	0	31	8	61	24	93	124
		Adult Male	132	8	0	1	141	22	57	61	140	281
		Juvenile Female	7	0	0	0	7	0	3	0	3	10
		Juvenile Male	11	1	0	0	12	1	5	9	15	27
		<b>Total</b>	<b>181</b>	<b>9</b>	<b>0</b>	<b>1</b>	<b>191</b>	<b>31</b>	<b>126</b>	<b>94</b>	<b>251</b>	<b>442</b>
	Shepherd University	Adult Female	1	0	0	0	1	0	0	0	0	1
		Adult Male	4	4	0	0	8	4	2	4	10	18
		<b>Total</b>	<b>5</b>	<b>4</b>	<b>0</b>	<b>0</b>	<b>9</b>	<b>4</b>	<b>2</b>	<b>4</b>	<b>10</b>	<b>19</b>
	Shepherdstown PD	Adult Female	3	0	0	0	3	0	1	2	3	6
		Adult Male	7	0	0	1	8	2	1	6	9	17
<b>Total</b>		<b>10</b>	<b>0</b>	<b>0</b>	<b>1</b>	<b>11</b>	<b>2</b>	<b>2</b>	<b>8</b>	<b>12</b>	<b>23</b>	

		Crimes Against Persons					Crimes Against Property				Total	
		Assault Offenses	Forcible Sex Offenses	Murder	Other Crimes Against Persons	Total	Burglary/ B&E	Larceny	Other Crimes Against Property	Total		
<b>Jefferson</b>	<b>Total</b>	<b>332</b>	<b>18</b>	<b>0</b>	<b>3</b>	<b>353</b>	<b>51</b>	<b>259</b>	<b>171</b>	<b>481</b>	<b>834</b>	
<b>Kanawha County</b>	BCI - SO Charleston	Adult Female	0	0	0	0	0	0	1	0	1	1
		Adult Male	1	0	0	0	1	0	2	1	3	4
		<b>Total</b>	<b>1</b>	<b>0</b>	<b>0</b>	<b>0</b>	<b>1</b>	<b>0</b>	<b>3</b>	<b>1</b>	<b>4</b>	<b>5</b>
	Cedar Grove PD	Adult Female	9	0	0	0	9	0	5	1	6	15
		Adult Male	14	0	0	0	14	4	9	4	17	31
		<b>Total</b>	<b>23</b>	<b>0</b>	<b>0</b>	<b>0</b>	<b>23</b>	<b>4</b>	<b>14</b>	<b>5</b>	<b>23</b>	<b>46</b>
	Charleston PD		12	0	2	0	14	8	8	14	30	44
		Adult Female	474	4	0	8	486	53	676	261	990	1,476
		Adult Male	1,157	53	2	7	1,219	162	762	417	1,341	2,560
		Juvenile Female	37	1	0	0	38	3	48	12	63	101
		Juvenile Male	92	5	0	0	97	7	59	51	117	214
		<b>Total</b>	<b>1,772</b>	<b>63</b>	<b>4</b>	<b>15</b>	<b>1,854</b>	<b>233</b>	<b>1,553</b>	<b>755</b>	<b>2,541</b>	<b>4,395</b>
	Dunbar PD	Adult Female	66	0	0	0	66	8	30	28	66	132
		Adult Male	103	6	0	2	111	27	48	40	115	226
		Juvenile Female	3	0	0	0	3	0	1	3	4	7
Juvenile Male		4	0	0	0	4	1	2	13	16	20	
<b>Total</b>		<b>176</b>	<b>6</b>	<b>0</b>	<b>2</b>	<b>184</b>	<b>36</b>	<b>81</b>	<b>84</b>	<b>201</b>	<b>385</b>	
East Bank PD	Adult Male	2	0	0	0	2	1	0	0	1	3	
	<b>Total</b>	<b>2</b>	<b>0</b>	<b>0</b>	<b>0</b>	<b>2</b>	<b>1</b>	<b>0</b>	<b>0</b>	<b>1</b>	<b>3</b>	

			Crimes Against Persons					Crimes Against Property				Total
			Assault Offenses	Forcible Sex Offenses	Murder	Other Crimes Against Persons	Total	Burglary/ B&E	Larceny	Other Crimes Against Property	Total	
<b>Kanawha County</b>	FIRE MARSHAL - Kanawha	Adult Male	0	0	0	0	0	0	0	3	3	3
		Juvenile Male	0	0	0	0	0	0	0	3	3	3
		<b>Total</b>	<b>0</b>	<b>0</b>	<b>0</b>	<b>0</b>	<b>0</b>	<b>0</b>	<b>0</b>	<b>6</b>	<b>6</b>	<b>6</b>
	Glasgow PD	Adult Female	7	0	0	0	7	0	2	0	2	9
		Adult Male	3	0	0	0	3	3	5	2	10	13
		<b>Total</b>	<b>10</b>	<b>0</b>	<b>0</b>	<b>0</b>	<b>10</b>	<b>3</b>	<b>7</b>	<b>2</b>	<b>12</b>	<b>22</b>
	Kanawha Co SO		0	0	0	0	0	2	0	0	2	2
		Adult Female	389	4	0	1	394	35	137	122	294	688
		Adult Male	932	47	5	8	992	165	251	308	724	1,716
		Juvenile Female	42	1	0	0	43	5	3	1	9	52
		Juvenile Male	42	15	0	3	60	7	28	12	47	107
		<b>Total</b>	<b>1,405</b>	<b>67</b>	<b>5</b>	<b>12</b>	<b>1,489</b>	<b>214</b>	<b>419</b>	<b>443</b>	<b>1,076</b>	<b>2,565</b>
	Marmet PD		0	0	0	0	0	0	1	0	1	1
		Adult Female	0	0	0	0	0	1	4	0	5	5
		Adult Male	1	0	0	0	1	1	6	0	7	8
		<b>Total</b>	<b>1</b>	<b>0</b>	<b>0</b>	<b>0</b>	<b>1</b>	<b>2</b>	<b>11</b>	<b>0</b>	<b>13</b>	<b>14</b>
	Nitro PD		0	0	0	0	0	0	1	1	2	2
		Adult Female	16	0	0	0	16	3	85	19	107	123
		Adult Male	63	4	0	0	67	11	95	33	139	206
		Juvenile Female	6	0	0	0	6	0	0	0	0	6

			Crimes Against Persons					Crimes Against Property				Total
			Assault Offenses	Forcible Sex Offenses	Murder	Other Crimes Against Persons	Total	Burglary/ B&E	Larceny	Other Crimes Against Property	Total	
<b>Kanawha County</b>	Nitro PD	Juvenile Male	2	0	0	0	2	3	0	2	5	7
		<b>Total</b>	<b>87</b>	<b>4</b>	<b>0</b>	<b>0</b>	<b>91</b>	<b>17</b>	<b>181</b>	<b>55</b>	<b>253</b>	<b>344</b>
	Quincy SP	Adult Female	32	0	0	1	33	3	66	20	89	122
		Adult Male	76	6	0	1	83	12	77	49	138	221
		Juvenile Female	0	0	0	0	0	0	3	0	3	3
		Juvenile Male	0	0	0	0	0	0	0	1	1	1
		<b>Total</b>	<b>108</b>	<b>6</b>	<b>0</b>	<b>2</b>	<b>116</b>	<b>15</b>	<b>146</b>	<b>70</b>	<b>231</b>	<b>347</b>
	So Charleston SP	Adult Female	32	1	0	3	36	9	30	63	102	138
		Adult Male	106	11	0	1	118	18	53	72	143	261
		Juvenile Female	7	0	0	0	7	3	1	2	6	13
		Juvenile Male	2	2	0	0	4	2	2	7	11	15
		<b>Total</b>	<b>147</b>	<b>14</b>	<b>0</b>	<b>4</b>	<b>165</b>	<b>32</b>	<b>86</b>	<b>144</b>	<b>262</b>	<b>427</b>
	South Charleston PD	Adult Female	72	0	0	0	72	9	151	54	214	286
		Adult Male	189	15	0	5	209	32	163	131	326	535
		Juvenile Female	10	0	0	0	10	0	8	3	11	21
		Juvenile Male	10	1	0	0	11	6	19	4	29	40
		<b>Total</b>	<b>281</b>	<b>16</b>	<b>0</b>	<b>5</b>	<b>302</b>	<b>47</b>	<b>341</b>	<b>192</b>	<b>580</b>	<b>882</b>
	St Albans PD	Adult Female	24	0	0	1	25	2	111	26	139	164
		Adult Male	84	3	0	3	90	30	135	52	217	307
		Juvenile Female	3	0	0	0	3	0	2	0	2	5

			Crimes Against Persons					Crimes Against Property				Total	
			Assault Offenses	Forcible Sex Offenses	Murder	Other Crimes Against Persons	Total	Burglary/ B&E	Larceny	Other Crimes Against Property	Total		
<b>Kanawha County</b>	St Albans PD	Juvenile Male	9	2	0	0	11	1	19	8	28	39	
		<b>Total</b>	<b>120</b>	<b>5</b>	<b>0</b>	<b>4</b>	<b>129</b>	<b>33</b>	<b>267</b>	<b>86</b>	<b>386</b>	<b>515</b>	
	f Metro Drug Enforcement	Adult Female	0	0	0	0	0	0	0	1	1	1	
		Adult Male	1	0	0	0	1	0	0	3	3	4	
		<b>Total</b>	<b>1</b>	<b>0</b>	<b>0</b>	<b>0</b>	<b>1</b>	<b>0</b>	<b>0</b>	<b>4</b>	<b>4</b>	<b>5</b>	
	Turnpike - Kanawha		0	0	0	0	0	0	0	1	1	1	
		Adult Female	0	0	0	0	0	0	0	1	1	1	
		Adult Male	1	0	0	0	1	0	2	7	9	10	
		<b>Total</b>	<b>1</b>	<b>0</b>	<b>0</b>	<b>0</b>	<b>1</b>	<b>0</b>	<b>2</b>	<b>9</b>	<b>11</b>	<b>12</b>	
	WV State University	Adult Female	6	0	0	0	6	0	1	2	3	9	
		Adult Male	6	0	0	0	6	0	2	2	4	10	
		Juvenile Male	0	0	0	0	0	0	2	0	2	2	
		<b>Total</b>	<b>12</b>	<b>0</b>	<b>0</b>	<b>0</b>	<b>12</b>	<b>0</b>	<b>5</b>	<b>4</b>	<b>9</b>	<b>21</b>	
	<b>Total</b>			<b>4,147</b>	<b>181</b>	<b>9</b>	<b>44</b>	<b>4,381</b>	<b>637</b>	<b>3,116</b>	<b>1,860</b>	<b>5,613</b>	<b>9,994</b>
	<b>Lewis County</b>	Lewis Co SO	Adult Female	6	0	0	0	6	0	5	1	6	12
Adult Male			19	0	0	0	19	1	7	10	18	37	
Juvenile Female			1	0	0	0	1	0	0	0	0	1	
Juvenile Male			6	0	0	0	6	0	4	0	4	10	
<b>Total</b>			<b>32</b>	<b>0</b>	<b>0</b>	<b>0</b>	<b>32</b>	<b>1</b>	<b>16</b>	<b>11</b>	<b>28</b>	<b>60</b>	
Weston PD		Adult Female	5	0	0	0	5	0	1	1	2	7	

			Crimes Against Persons					Crimes Against Property				Total	
			Assault Offenses	Forcible Sex Offenses	Murder	Other Crimes Against Persons	Total	Burglary/ B&E	Larceny	Other Crimes Against Property	Total		
<b>Lewis County</b>	Weston PD	Adult Male	17	0	0	0	17	2	6	0	8	<b>25</b>	
		Juvenile Female	0	0	0	0	0	0	0	1	1	<b>1</b>	
		<b>Total</b>	<b>22</b>	<b>0</b>	<b>0</b>	<b>0</b>	<b>22</b>	<b>2</b>	<b>7</b>	<b>2</b>	<b>11</b>	<b>33</b>	
	Weston SP	Adult Female	14	0	0	1	15	2	15	20	37	<b>52</b>	
		Adult Male	59	4	0	1	64	13	32	32	77	<b>141</b>	
		Juvenile Female	0	0	0	0	0	0	0	1	1	<b>1</b>	
		Juvenile Male	3	1	0	0	4	0	0	0	0	<b>4</b>	
		<b>Total</b>	<b>76</b>	<b>5</b>	<b>0</b>	<b>2</b>	<b>83</b>	<b>15</b>	<b>47</b>	<b>53</b>	<b>115</b>	<b>198</b>	
	<b>Total</b>			<b>130</b>	<b>5</b>	<b>0</b>	<b>2</b>	<b>137</b>	<b>18</b>	<b>70</b>	<b>66</b>	<b>154</b>	<b>291</b>
	<b>Lincoln County</b>	Hamlin PD		1	0	0	0	1	0	0	0	0	<b>1</b>
Adult Female			4	0	0	0	4	0	3	3	6	<b>10</b>	
Adult Male			10	2	0	0	12	0	8	4	12	<b>24</b>	
Juvenile Female			2	0	0	0	2	0	1	1	2	<b>4</b>	
Juvenile Male			2	0	0	0	2	0	1	0	1	<b>3</b>	
<b>Total</b>			<b>19</b>	<b>2</b>	<b>0</b>	<b>0</b>	<b>21</b>	<b>0</b>	<b>13</b>	<b>8</b>	<b>21</b>	<b>42</b>	
Hamlin SP		Adult Female	40	0	0	0	40	9	44	13	66	<b>106</b>	
		Adult Male	143	4	1	0	148	33	86	62	181	<b>329</b>	
		Juvenile Female	0	0	0	0	0	0	1	0	1	<b>1</b>	
		Juvenile Male	4	4	0	0	8	1	4	6	11	<b>19</b>	
	<b>Total</b>	<b>187</b>	<b>8</b>	<b>1</b>	<b>0</b>	<b>196</b>	<b>43</b>	<b>135</b>	<b>81</b>	<b>259</b>	<b>455</b>		



			Crimes Against Persons					Crimes Against Property				Total
			Assault Offenses	Forcible Sex Offenses	Murder	Other Crimes Against Persons	Total	Burglary/ B&E	Larceny	Other Crimes Against Property	Total	
<b>Lincoln County</b>	Lincoln Co SO	Adult Female	1	0	0	0	1	0	1	0	1	2
		Adult Male	2	0	0	0	2	0	0	0	0	2
		<b>Total</b>	<b>3</b>	<b>0</b>	<b>0</b>	<b>0</b>	<b>3</b>	<b>0</b>	<b>1</b>	<b>0</b>	<b>1</b>	<b>4</b>
	<b>Total</b>	<b>209</b>	<b>10</b>	<b>1</b>	<b>0</b>	<b>220</b>	<b>43</b>	<b>149</b>	<b>89</b>	<b>281</b>	<b>501</b>	
<b>Logan County</b>	Chapmanville PD	Adult Female	1	0	0	0	1	0	13	1	14	15
		Adult Male	14	0	0	0	14	1	22	3	26	40
		Juvenile Female	0	0	0	0	0	0	0	1	1	1
		Juvenile Male	1	0	0	0	1	0	0	3	3	4
		<b>Total</b>	<b>16</b>	<b>0</b>	<b>0</b>	<b>0</b>	<b>16</b>	<b>1</b>	<b>35</b>	<b>8</b>	<b>44</b>	<b>60</b>
	Logan Co SO		0	0	0	0	0	0	2	1	3	3
		Adult Female	9	0	0	0	9	0	5	3	8	17
		Adult Male	27	1	1	0	29	5	13	12	30	59
		<b>Total</b>	<b>36</b>	<b>1</b>	<b>1</b>	<b>0</b>	<b>38</b>	<b>5</b>	<b>20</b>	<b>16</b>	<b>41</b>	<b>79</b>
	Logan SP	Adult Female	72	0	0	1	73	11	33	41	85	158
		Adult Male	201	7	0	2	210	21	79	75	175	385
		Juvenile Female	4	0	0	0	4	0	1	0	1	5
		Juvenile Male	2	3	0	0	5	1	0	0	1	6
		<b>Total</b>	<b>279</b>	<b>10</b>	<b>0</b>	<b>3</b>	<b>292</b>	<b>33</b>	<b>113</b>	<b>116</b>	<b>262</b>	<b>554</b>
	tf U S 119 Task Force	Adult Female	0	0	0	0	0	0	0	2	2	2
		Adult Male	0	0	0	0	0	0	1	1	2	2

			Crimes Against Persons					Crimes Against Property				
			Assault Offenses	Forcible Sex Offenses	Murder	Other Crimes Against Persons	Total	Burglary/ B&E	Larceny	Other Crimes Against Property	Total	Total
<b>Logan County</b>	if U S 119	<b>Total</b>	<b>0</b>	<b>0</b>	<b>0</b>	<b>0</b>	<b>0</b>	<b>0</b>	<b>1</b>	<b>3</b>	<b>4</b>	<b>4</b>
	<b>Total</b>		<b>331</b>	<b>11</b>	<b>1</b>	<b>3</b>	<b>346</b>	<b>39</b>	<b>169</b>	<b>143</b>	<b>351</b>	<b>697</b>
<b>Marion County</b>	Fairmont Campus Police		0	0	0	0	0	0	1	0	1	1
		Adult Female	2	0	0	0	2	0	2	1	3	5
		Adult Male	6	1	0	0	7	0	4	10	14	21
		Juvenile Male	0	0	0	0	0	0	1	0	1	1
		<b>Total</b>	<b>8</b>	<b>1</b>	<b>0</b>	<b>0</b>	<b>9</b>	<b>0</b>	<b>8</b>	<b>11</b>	<b>19</b>	<b>28</b>
	Fairmont PD		2	0	0	1	3	1	2	0	3	6
		Adult Female	47	0	0	1	48	2	29	19	50	98
		Adult Male	120	11	0	7	138	26	49	45	120	258
		Juvenile Female	5	0	0	1	6	0	0	3	3	9
		Juvenile Male	6	4	0	2	12	5	7	8	20	32
		<b>Total</b>	<b>180</b>	<b>15</b>	<b>0</b>	<b>12</b>	<b>207</b>	<b>34</b>	<b>87</b>	<b>75</b>	<b>196</b>	<b>403</b>
	Fairmont SP	Adult Female	11	0	0	1	12	1	2	11	14	26
		Adult Male	21	4	0	2	27	5	16	23	44	71
		Juvenile Female	1	0	0	0	1	0	0	0	0	1
		Juvenile Male	1	0	0	0	1	1	3	0	4	5
		<b>Total</b>	<b>34</b>	<b>4</b>	<b>0</b>	<b>3</b>	<b>41</b>	<b>7</b>	<b>21</b>	<b>34</b>	<b>62</b>	<b>103</b>
	Marion Co SO	Adult Female	26	0	0	2	28	2	9	9	20	48
		Adult Male	79	1	0	0	80	9	14	23	46	126

			Crimes Against Persons					Crimes Against Property				Total
			Assault Offenses	Forcible Sex Offenses	Murder	Other Crimes Against Persons	Total	Burglary/ B&E	Larceny	Other Crimes Against Property	Total	
<b>Marion County</b>	Marion Co SO	Juvenile Female	3	0	0	0	3	0	1	0	1	4
		Juvenile Male	5	0	0	0	5	0	0	1	1	6
		<b>Total</b>	<b>113</b>	<b>1</b>	<b>0</b>	<b>2</b>	<b>116</b>	<b>11</b>	<b>24</b>	<b>33</b>	<b>68</b>	<b>184</b>
	Monongah PD	Adult Female	0	0	0	0	0	0	1	0	1	1
		Adult Male	1	0	0	0	1	0	0	0	0	1
		<b>Total</b>	<b>1</b>	<b>0</b>	<b>0</b>	<b>0</b>	<b>1</b>	<b>0</b>	<b>1</b>	<b>0</b>	<b>1</b>	<b>2</b>
	<b>Total</b>			<b>336</b>	<b>21</b>	<b>0</b>	<b>17</b>	<b>374</b>	<b>52</b>	<b>141</b>	<b>153</b>	<b>346</b>
<b>Marshall County</b>	Benwood PD	Adult Female	1	0	0	0	1	0	0	0	0	1
		Adult Male	1	0	0	0	1	0	1	0	1	2
		<b>Total</b>	<b>2</b>	<b>0</b>	<b>0</b>	<b>0</b>	<b>2</b>	<b>0</b>	<b>1</b>	<b>0</b>	<b>1</b>	<b>3</b>
	Glen Dale PD	Adult Female	1	0	0	0	1	1	1	1	3	4
		Adult Male	11	1	0	1	13	1	7	7	15	28
		Juvenile Female	0	0	0	0	0	0	1	0	1	1
		Juvenile Male	1	0	0	0	1	1	0	4	5	6
		<b>Total</b>	<b>13</b>	<b>1</b>	<b>0</b>	<b>1</b>	<b>15</b>	<b>3</b>	<b>9</b>	<b>12</b>	<b>24</b>	<b>39</b>
	Marshall Co SO	Adult Female	12	0	0	0	12	4	13	5	22	34
		Adult Male	51	3	0	0	54	16	39	40	95	149
		Juvenile Female	7	0	0	0	7	1	2	1	4	11
Juvenile Male		11	0	0	0	11	0	1	0	1	12	
<b>Total</b>		<b>81</b>	<b>3</b>	<b>0</b>	<b>0</b>	<b>84</b>	<b>21</b>	<b>55</b>	<b>46</b>	<b>122</b>	<b>206</b>	

			Crimes Against Persons					Crimes Against Property				Total	
			Assault Offenses	Forcible Sex Offenses	Murder	Other Crimes Against Persons	Total	Burglary/ B&E	Larceny	Other Crimes Against Property	Total		
<b>Marshall County</b>	Moundville PD		2	0	0	0	2	0	4	2	6	8	
		Adult Female	73	0	0	0	73	5	128	29	162	235	
		Adult Male	131	2	0	7	140	9	106	59	174	314	
		Juvenile Female	7	0	0	0	7	2	4	1	7	14	
		Juvenile Male	12	1	0	1	14	2	11	9	22	36	
		<b>Total</b>	<b>225</b>	<b>3</b>	<b>0</b>	<b>8</b>	<b>236</b>	<b>18</b>	<b>253</b>	<b>100</b>	<b>371</b>	<b>607</b>	
	Moundville SP		0	0	0	0	0	0	2	0	2	2	
		Adult Female	7	1	0	0	8	1	4	7	12	20	
		Adult Male	32	9	0	0	41	5	27	19	51	92	
		Juvenile Female	1	0	0	0	1	0	0	1	1	2	
		<b>Total</b>	<b>40</b>	<b>10</b>	<b>0</b>	<b>0</b>	<b>50</b>	<b>6</b>	<b>33</b>	<b>27</b>	<b>66</b>	<b>116</b>	
	<b>Total</b>			<b>361</b>	<b>17</b>	<b>0</b>	<b>9</b>	<b>387</b>	<b>48</b>	<b>351</b>	<b>185</b>	<b>584</b>	<b>971</b>
	<b>Mason County</b>	Mason Co SO	Adult Female	11	0	0	0	11	0	10	3	13	24
			Adult Male	23	3	0	0	26	0	16	8	24	50
Juvenile Female			1	0	0	0	1	0	0	0	0	1	
Juvenile Male			4	0	1	0	5	0	2	1	3	8	
<b>Total</b>			<b>39</b>	<b>3</b>	<b>1</b>	<b>0</b>	<b>43</b>	<b>0</b>	<b>28</b>	<b>12</b>	<b>40</b>	<b>83</b>	
Mason PD		Adult Female	0	0	0	0	0	0	5	2	7	7	
		Adult Male	2	0	0	0	2	1	0	2	3	5	
		<b>Total</b>	<b>2</b>	<b>0</b>	<b>0</b>	<b>0</b>	<b>2</b>	<b>1</b>	<b>5</b>	<b>4</b>	<b>10</b>	<b>12</b>	

			Crimes Against Persons				Crimes Against Property					
			Assault Offenses	Forcible Sex Offenses	Murder	Other Crimes Against Persons	Total	Burglary/ B&E	Larceny	Other Crimes Against Property		
<b>Mason County</b>	Point Pleasant PD	Adult Female	8	0	0	1	9	2	10	9	21	<b>30</b>
		Adult Male	44	0	1	1	46	2	20	17	39	<b>85</b>
		Juvenile Male	1	0	0	0	1	0	5	0	5	<b>6</b>
		<b>Total</b>	<b>53</b>	<b>0</b>	<b>1</b>	<b>2</b>	<b>56</b>	<b>4</b>	<b>35</b>	<b>26</b>	<b>65</b>	<b>121</b>
	Point Pleasant SP		0	0	0	0	0	0	0	1	1	<b>1</b>
		Adult Female	2	0	0	0	2	2	7	8	17	<b>19</b>
		Adult Male	33	4	0	0	37	11	14	22	47	<b>84</b>
		Juvenile Female	1	0	0	0	1	0	0	0	0	<b>1</b>
		Juvenile Male	1	0	0	0	1	2	0	3	5	<b>6</b>
		<b>Total</b>	<b>37</b>	<b>4</b>	<b>0</b>	<b>0</b>	<b>41</b>	<b>15</b>	<b>21</b>	<b>34</b>	<b>70</b>	<b>111</b>
<b>Total</b>			<b>131</b>	<b>7</b>	<b>2</b>	<b>2</b>	<b>142</b>	<b>20</b>	<b>89</b>	<b>76</b>	<b>185</b>	<b>327</b>
<b>McDowell County</b>	McDowell Co SO	Adult Female	44	0	0	0	44	4	14	10	28	<b>72</b>
		Adult Male	111	0	0	1	112	16	24	22	62	<b>174</b>
		<b>Total</b>	<b>155</b>	<b>0</b>	<b>0</b>	<b>1</b>	<b>156</b>	<b>20</b>	<b>38</b>	<b>32</b>	<b>90</b>	<b>246</b>
	Welch PD	Adult Female	4	0	0	0	4	0	16	6	22	<b>26</b>
		Adult Male	18	0	0	0	18	0	9	3	12	<b>30</b>
		<b>Total</b>	<b>22</b>	<b>0</b>	<b>0</b>	<b>0</b>	<b>22</b>	<b>0</b>	<b>25</b>	<b>9</b>	<b>34</b>	<b>56</b>
	Welch SP		0	0	0	0	0	0	1	0	1	<b>1</b>
		Adult Female	30	0	0	0	30	9	13	8	30	<b>60</b>
		Adult Male	107	18	0	1	126	28	42	23	93	<b>219</b>

			Crimes Against Persons					Crimes Against Property				Total
			Assault Offenses	Forcible Sex Offenses	Murder	Other Crimes Against Persons	Total	Burglary/ B&E	Larceny	Other Crimes Against Property	Total	
<b>McDowell County</b>	Welch SP	Juvenile Female	1	0	0	0	1	0	1	0	1	2
		Juvenile Male	5	3	0	0	8	1	0	1	2	10
		<b>Total</b>	<b>143</b>	<b>21</b>	<b>0</b>	<b>1</b>	<b>165</b>	<b>38</b>	<b>57</b>	<b>32</b>	<b>127</b>	<b>292</b>
	<b>Total</b>	<b>320</b>	<b>21</b>	<b>0</b>	<b>2</b>	<b>343</b>	<b>58</b>	<b>120</b>	<b>73</b>	<b>251</b>	<b>594</b>	
<b>Mercer County</b>	Bluefield PD		1	0	0	0	1	0	0	1	1	2
		Adult Female	22	0	0	0	22	0	9	8	17	39
		Adult Male	39	1	0	0	40	0	8	16	24	64
		Juvenile Female	1	0	0	0	1	0	1	0	1	2
		Juvenile Male	7	1	0	0	8	0	1	5	6	14
		<b>Total</b>	<b>70</b>	<b>2</b>	<b>0</b>	<b>0</b>	<b>72</b>	<b>0</b>	<b>19</b>	<b>30</b>	<b>49</b>	<b>121</b>
	Concord College Security	Adult Female	0	0	0	0	0	0	1	1	2	2
		Adult Male	3	2	0	0	5	2	3	2	7	12
		<b>Total</b>	<b>3</b>	<b>2</b>	<b>0</b>	<b>0</b>	<b>5</b>	<b>2</b>	<b>4</b>	<b>3</b>	<b>9</b>	<b>14</b>
	Mercer Co SO		0	0	0	0	0	2	0	0	2	2
		Adult Female	33	0	0	0	33	15	52	28	95	128
		Adult Male	146	2	1	1	150	60	67	65	192	342
		Juvenile Female	2	0	0	0	2	1	2	2	5	7
		Juvenile Male	11	1	0	0	12	9	1	11	21	33
<b>Total</b>		<b>192</b>	<b>3</b>	<b>1</b>	<b>1</b>	<b>197</b>	<b>87</b>	<b>122</b>	<b>106</b>	<b>315</b>	<b>512</b>	
Princeton PD		0	0	0	0	0	0	1	0	1	1	

			Crimes Against Persons					Crimes Against Property				Total
			Assault Offenses	Forcible Sex Offenses	Murder	Other Crimes Against Persons	Total	Burglary/ B&E	Larceny	Other Crimes Against Property	Total	
<b>Mercer County</b>	Princeton PD	Adult Female	64	1	0	0	65	6	87	30	123	<b>188</b>
		Adult Male	152	2	3	0	157	15	89	47	151	<b>308</b>
		Juvenile Female	6	0	0	0	6	0	0	0	0	<b>6</b>
		Juvenile Male	7	1	0	0	8	0	12	1	13	<b>21</b>
		<b>Total</b>	<b>229</b>	<b>4</b>	<b>3</b>	<b>0</b>	<b>236</b>	<b>21</b>	<b>189</b>	<b>78</b>	<b>288</b>	<b>524</b>
	Princeton SP	Adult Female	56	1	0	0	57	10	60	47	117	<b>174</b>
		Adult Male	169	5	1	1	176	39	95	84	218	<b>394</b>
		Juvenile Female	6	0	0	0	6	0	4	0	4	<b>10</b>
		Juvenile Male	12	1	0	0	13	0	4	1	5	<b>18</b>
		<b>Total</b>	<b>243</b>	<b>7</b>	<b>1</b>	<b>1</b>	<b>252</b>	<b>49</b>	<b>163</b>	<b>132</b>	<b>344</b>	<b>596</b>
	Turnpike - Mercer		0	0	0	0	0	0	2	0	2	<b>2</b>
		Adult Male	2	0	0	0	2	0	0	2	2	<b>4</b>
		<b>Total</b>	<b>2</b>	<b>0</b>	<b>0</b>	<b>0</b>	<b>2</b>	<b>0</b>	<b>2</b>	<b>2</b>	<b>4</b>	<b>6</b>
	<b>Total</b>			<b>739</b>	<b>18</b>	<b>5</b>	<b>2</b>	<b>764</b>	<b>159</b>	<b>499</b>	<b>351</b>	<b>1,009</b>
<b>Mineral County</b>	Keyser PD		0	0	0	0	0	1	0	0	1	<b>1</b>
		Adult Female	15	0	0	0	15	2	14	5	21	<b>36</b>
		Adult Male	35	0	0	0	35	6	20	14	40	<b>75</b>
		Juvenile Male	2	0	0	0	2	0	1	0	1	<b>3</b>
		<b>Total</b>	<b>52</b>	<b>0</b>	<b>0</b>	<b>0</b>	<b>52</b>	<b>9</b>	<b>35</b>	<b>19</b>	<b>63</b>	<b>115</b>
	Keyser SP	Adult Female	36	0	0	0	36	6	31	36	73	<b>109</b>

			Crimes Against Persons					Crimes Against Property				Total
			Assault Offenses	Forcible Sex Offenses	Murder	Other Crimes Against Persons	Total	Burglary/ B&E	Larceny	Other Crimes Against Property	Total	
<b>Mineral County</b>	Keyser SP	Adult Male	116	12	0	2	130	27	66	81	174	<b>304</b>
		Juvenile Female	0	0	0	0	0	0	2	0	2	<b>2</b>
		Juvenile Male	9	3	0	0	12	5	5	6	16	<b>28</b>
		<b>Total</b>	<b>161</b>	<b>15</b>	<b>0</b>	<b>2</b>	<b>178</b>	<b>38</b>	<b>104</b>	<b>123</b>	<b>265</b>	<b>443</b>
	Mineral Co SO	Adult Female	11	0	0	0	11	2	10	3	15	<b>26</b>
		Adult Male	66	1	0	1	68	7	31	17	55	<b>123</b>
		Juvenile Female	1	0	0	0	1	0	4	0	4	<b>5</b>
		Juvenile Male	1	0	0	0	1	0	9	3	12	<b>13</b>
		<b>Total</b>	<b>79</b>	<b>1</b>	<b>0</b>	<b>1</b>	<b>81</b>	<b>9</b>	<b>54</b>	<b>23</b>	<b>86</b>	<b>167</b>
	Potomac State College Police	Adult Female	1	0	0	0	1	0	1	0	1	<b>2</b>
		Adult Male	3	0	0	0	3	1	2	0	3	<b>6</b>
		<b>Total</b>	<b>4</b>	<b>0</b>	<b>0</b>	<b>0</b>	<b>4</b>	<b>1</b>	<b>3</b>	<b>0</b>	<b>4</b>	<b>8</b>
	Ridgeley PD	Adult Female	1	0	0	0	1	0	0	0	0	<b>1</b>
		<b>Total</b>	<b>1</b>	<b>0</b>	<b>0</b>	<b>0</b>	<b>1</b>	<b>0</b>	<b>0</b>	<b>0</b>	<b>0</b>	<b>1</b>
	<b>Total</b>			<b>297</b>	<b>16</b>	<b>0</b>	<b>3</b>	<b>316</b>	<b>57</b>	<b>196</b>	<b>165</b>	<b>418</b>
<b>Mingo County</b>	Gilbert SP		0	0	0	0	0	0	1	0	1	<b>1</b>
		Adult Female	26	0	0	0	26	1	4	9	14	<b>40</b>
		Adult Male	53	0	0	0	53	9	16	20	45	<b>98</b>
		Juvenile Female	2	0	0	0	2	0	0	0	0	<b>2</b>
		Juvenile Male	0	0	0	0	0	0	1	2	3	<b>3</b>



		Crimes Against Persons					Crimes Against Property					Total
		Assault Offenses	Forcible Sex Offenses	Murder	Other Crimes Against Persons	Total	Burglary/B&E	Larceny	Other Crimes Against Property	Total		
<b>Mingo County</b>	Gilbert SP	<b>Total</b>	<b>81</b>	<b>0</b>	<b>0</b>	<b>0</b>	<b>81</b>	<b>10</b>	<b>22</b>	<b>31</b>	<b>63</b>	<b>144</b>
	Mingo Co SO	Adult Female	4	0	0	0	4	0	0	0	0	4
		Adult Male	48	1	0	1	50	0	5	2	7	57
		<b>Total</b>	<b>52</b>	<b>1</b>	<b>0</b>	<b>1</b>	<b>54</b>	<b>0</b>	<b>5</b>	<b>2</b>	<b>7</b>	<b>61</b>
	Williamson PD	Adult Female	6	0	0	0	6	0	3	7	10	16
		Adult Male	18	1	0	0	19	9	8	17	34	53
		Juvenile Male	0	0	0	0	0	0	3	2	5	5
		<b>Total</b>	<b>24</b>	<b>1</b>	<b>0</b>	<b>0</b>	<b>25</b>	<b>9</b>	<b>14</b>	<b>26</b>	<b>49</b>	<b>74</b>
	Williamson SP	Adult Female	56	0	0	1	57	7	21	12	40	97
		Adult Male	154	11	4	3	172	10	49	25	84	256
		Juvenile Female	2	0	0	0	2	0	0	0	0	2
		Juvenile Male	4	2	0	0	6	0	0	2	2	8
		<b>Total</b>	<b>216</b>	<b>13</b>	<b>4</b>	<b>4</b>	<b>237</b>	<b>17</b>	<b>70</b>	<b>39</b>	<b>126</b>	<b>363</b>
<b>Total</b>		<b>373</b>	<b>15</b>	<b>4</b>	<b>5</b>	<b>397</b>	<b>36</b>	<b>111</b>	<b>98</b>	<b>245</b>	<b>642</b>	
<b>Monongalia County</b>	Monongalia Co SO		0	0	0	0	0	4	11	3	18	18
		Adult Female	21	1	0	0	22	5	46	29	80	102
		Adult Male	75	6	0	0	81	16	107	72	195	276
		Juvenile Female	4	0	0	0	4	0	4	1	5	9
		Juvenile Male	5	1	0	0	6	0	6	4	10	16
		<b>Total</b>	<b>105</b>	<b>8</b>	<b>0</b>	<b>0</b>	<b>113</b>	<b>25</b>	<b>174</b>	<b>109</b>	<b>308</b>	<b>421</b>

			Crimes Against Persons					Crimes Against Property				Total
			Assault Offenses	Forcible Sex Offenses	Murder	Other Crimes Against Persons	Total	Burglary/ B&E	Larceny	Other Crimes Against Property	Total	
<b>Monongalia County</b>	Morgantown PD		0	0	0	0	0	2	3	2	7	7
		Adult Female	53	0	0	0	53	3	82	48	133	186
		Adult Male	247	16	1	1	265	38	158	198	394	659
		Juvenile Female	6	0	0	0	6	0	19	14	33	39
		Juvenile Male	13	1	0	0	14	2	17	36	55	69
		<b>Total</b>	<b>319</b>	<b>17</b>	<b>1</b>	<b>1</b>	<b>338</b>	<b>45</b>	<b>279</b>	<b>298</b>	<b>622</b>	<b>960</b>
	Morgantown SP		4	1	0	0	5	0	8	15	23	28
		Adult Female	72	1	0	0	73	1	97	62	160	233
		Adult Male	194	8	1	0	203	18	137	127	282	485
		Juvenile Female	7	0	0	0	7	0	2	4	6	13
		Juvenile Male	6	2	0	0	8	1	5	3	9	17
		<b>Total</b>	<b>283</b>	<b>12</b>	<b>1</b>	<b>0</b>	<b>296</b>	<b>20</b>	<b>249</b>	<b>211</b>	<b>480</b>	<b>776</b>
	Westover PD	Adult Female	8	0	0	0	8	0	1	0	1	9
		Adult Male	4	1	0	0	5	0	3	1	4	9
		<b>Total</b>	<b>12</b>	<b>1</b>	<b>0</b>	<b>0</b>	<b>13</b>	<b>0</b>	<b>4</b>	<b>1</b>	<b>5</b>	<b>18</b>
	WV University - Police	Adult Female	2	0	0	0	2	1	8	2	11	13
		Adult Male	38	1	0	0	39	3	20	14	37	76
		Juvenile Male	0	0	0	0	0	0	1	0	1	1
		<b>Total</b>	<b>40</b>	<b>1</b>	<b>0</b>	<b>0</b>	<b>41</b>	<b>4</b>	<b>29</b>	<b>16</b>	<b>49</b>	<b>90</b>
	<b>Total</b>			<b>759</b>	<b>39</b>	<b>2</b>	<b>1</b>	<b>801</b>	<b>94</b>	<b>735</b>	<b>635</b>	<b>1,464</b>

			Crimes Against Persons					Crimes Against Property				Total
			Assault Offenses	Forcible Sex Offenses	Murder	Other Crimes Against Persons	Total	Burglary/ B&E	Larceny	Other Crimes Against Property	Total	
<b>Monroe County</b>	Alderson PD	Adult Female	4	0	0	0	4	0	6	3	9	13
		Adult Male	9	0	0	0	9	1	10	4	15	24
		Juvenile Female	0	0	0	0	0	0	0	1	1	1
		Juvenile Male	0	0	0	0	0	0	0	1	1	1
		<b>Total</b>	<b>13</b>	<b>0</b>	<b>0</b>	<b>0</b>	<b>13</b>	<b>1</b>	<b>16</b>	<b>9</b>	<b>26</b>	<b>39</b>
	Monroe Co SO	Adult Female	14	0	0	0	14	0	6	4	10	24
		Adult Male	28	1	0	0	29	3	19	7	29	58
		Juvenile Male	2	0	0	0	2	0	1	0	1	3
		<b>Total</b>	<b>44</b>	<b>1</b>	<b>0</b>	<b>0</b>	<b>45</b>	<b>3</b>	<b>26</b>	<b>11</b>	<b>40</b>	<b>85</b>
	Union SP	Adult Female	7	0	0	0	7	0	5	18	23	30
		Adult Male	32	4	0	1	37	10	20	22	52	89
		Juvenile Female	1	0	0	0	1	0	0	0	0	1
		Juvenile Male	0	1	0	0	1	0	0	0	0	1
		<b>Total</b>	<b>40</b>	<b>5</b>	<b>0</b>	<b>1</b>	<b>46</b>	<b>10</b>	<b>25</b>	<b>40</b>	<b>75</b>	<b>121</b>
	<b>Total</b>			<b>97</b>	<b>6</b>	<b>0</b>	<b>1</b>	<b>104</b>	<b>14</b>	<b>67</b>	<b>60</b>	<b>141</b>
<b>Morgan County</b>	Berkeley Springs SP	Adult Female	11	0	0	0	11	3	17	9	29	40
		Adult Male	56	3	0	0	59	12	22	18	52	111
		Juvenile Female	3	0	0	0	3	0	0	0	0	3
		Juvenile Male	8	1	0	0	9	0	0	1	1	10
		<b>Total</b>	<b>78</b>	<b>4</b>	<b>0</b>	<b>0</b>	<b>82</b>	<b>15</b>	<b>39</b>	<b>28</b>	<b>82</b>	<b>164</b>

			Crimes Against Persons					Crimes Against Property				Total
			Assault Offenses	Forcible Sex Offenses	Murder	Other Crimes Against Persons	Total	Burglary/ B&E	Larceny	Other Crimes Against Property	Total	
<b>Morgan County</b>	Morgan Co SO	Adult Female	22	0	0	0	22	2	6	10	18	<b>40</b>
		Adult Male	56	3	0	1	60	3	15	19	37	<b>97</b>
		Juvenile Female	11	0	0	0	11	0	1	0	1	<b>12</b>
		Juvenile Male	13	0	0	0	13	0	1	0	1	<b>14</b>
		<b>Total</b>	<b>102</b>	<b>3</b>	<b>0</b>	<b>1</b>	<b>106</b>	<b>5</b>	<b>23</b>	<b>29</b>	<b>57</b>	<b>163</b>
	<b>Total</b>	<b>180</b>	<b>7</b>	<b>0</b>	<b>1</b>	<b>188</b>	<b>20</b>	<b>62</b>	<b>57</b>	<b>139</b>	<b>327</b>	
<b>Nicholas County</b>	Nicholas Co SO		0	0	0	0	0	1	1	3	5	<b>5</b>
		Adult Female	55	1	0	0	56	14	34	18	66	<b>122</b>
		Adult Male	143	6	0	1	150	29	75	41	145	<b>295</b>
		Juvenile Female	1	0	0	0	1	0	0	0	0	<b>1</b>
		Juvenile Male	2	3	0	0	5	4	4	0	8	<b>13</b>
		<b>Total</b>	<b>201</b>	<b>10</b>	<b>0</b>	<b>1</b>	<b>212</b>	<b>48</b>	<b>114</b>	<b>62</b>	<b>224</b>	<b>436</b>
	Richwood SP	Adult Female	4	0	0	0	4	0	4	2	6	<b>10</b>
		Adult Male	13	3	0	1	17	1	13	6	20	<b>37</b>
		Juvenile Male	0	0	0	0	0	0	4	0	4	<b>4</b>
		<b>Total</b>	<b>17</b>	<b>3</b>	<b>0</b>	<b>1</b>	<b>21</b>	<b>1</b>	<b>21</b>	<b>8</b>	<b>30</b>	<b>51</b>
	Summersville PD		0	0	0	0	0	0	1	0	1	<b>1</b>
		Adult Female	11	0	0	0	11	0	44	8	52	<b>63</b>
		Adult Male	53	0	0	1	54	3	48	9	60	<b>114</b>
Juvenile Female		0	0	0	0	0	0	1	0	1	<b>1</b>	

			Crimes Against Persons					Crimes Against Property				Total
			Assault Offenses	Forcible Sex Offenses	Murder	Other Crimes Against Persons	Total	Burglary/ B&E	Larceny	Other Crimes Against Property	Total	
<b>Nicholas County</b>	Summersville PD	Juvenile Male	0	0	0	0	0	0	2	0	2	<b>2</b>
		<b>Total</b>	<b>64</b>	<b>0</b>	<b>0</b>	<b>1</b>	<b>65</b>	<b>3</b>	<b>96</b>	<b>17</b>	<b>116</b>	<b>181</b>
	Summersville SP		0	0	0	0	0	0	0	1	1	<b>1</b>
		Adult Female	4	0	0	0	4	0	12	18	30	<b>34</b>
		Adult Male	3	2	0	2	7	5	16	15	36	<b>43</b>
		Juvenile Female	1	0	0	0	1	0	0	0	0	<b>1</b>
		<b>Total</b>	<b>8</b>	<b>2</b>	<b>0</b>	<b>2</b>	<b>12</b>	<b>5</b>	<b>28</b>	<b>34</b>	<b>67</b>	<b>79</b>
	tf Central WV Drug	Adult Female	0	0	0	0	0	0	0	2	2	<b>2</b>
		<b>Total</b>	<b>0</b>	<b>0</b>	<b>0</b>	<b>0</b>	<b>0</b>	<b>0</b>	<b>0</b>	<b>2</b>	<b>2</b>	<b>2</b>
	<b>Total</b>			<b>290</b>	<b>15</b>	<b>0</b>	<b>5</b>	<b>310</b>	<b>57</b>	<b>259</b>	<b>123</b>	<b>439</b>
<b>Ohio County</b>	Bethlehem PD	Adult Female	0	0	0	0	0	1	0	0	1	<b>1</b>
		Adult Male	1	0	0	0	1	1	0	0	1	<b>2</b>
		<b>Total</b>	<b>1</b>	<b>0</b>	<b>0</b>	<b>0</b>	<b>1</b>	<b>2</b>	<b>0</b>	<b>0</b>	<b>2</b>	<b>3</b>
	Ohio Co SO		1	0	0	0	1	3	4	2	9	<b>10</b>
		Adult Female	6	0	0	0	6	13	28	11	52	<b>58</b>
		Adult Male	53	3	0	2	58	34	56	20	110	<b>168</b>
		Juvenile Female	6	0	0	0	6	0	2	3	5	<b>11</b>
		Juvenile Male	2	0	0	0	2	2	9	0	11	<b>13</b>
		<b>Total</b>	<b>68</b>	<b>3</b>	<b>0</b>	<b>2</b>	<b>73</b>	<b>52</b>	<b>99</b>	<b>36</b>	<b>187</b>	<b>260</b>
	tf Ohio Valley	Adult Male	0	0	0	0	0	0	0	1	1	<b>1</b>

		Crimes Against Persons					Crimes Against Property					Total
		Assault Offenses	Forcible Sex Offenses	Murder	Other Crimes Against Persons	Total	Burglary/ B&E	Larceny	Other Crimes Against Property	Total		
<b>Ohio County</b>	tf Ohio Valley	<b>Total</b>	<b>0</b>	<b>0</b>	<b>0</b>	<b>0</b>	<b>0</b>	<b>0</b>	<b>0</b>	<b>1</b>	<b>1</b>	<b>1</b>
	Triadelphia PD	Adult Male	0	0	0	0	0	1	0	0	1	1
		<b>Total</b>	<b>0</b>	<b>0</b>	<b>0</b>	<b>0</b>	<b>0</b>	<b>1</b>	<b>0</b>	<b>0</b>	<b>1</b>	<b>1</b>
	West Liberty College	Adult Male	0	1	0	0	1	0	0	0	0	1
		<b>Total</b>	<b>0</b>	<b>1</b>	<b>0</b>	<b>0</b>	<b>1</b>	<b>0</b>	<b>0</b>	<b>0</b>	<b>0</b>	<b>1</b>
	Wheeling PD		0	0	0	0	0	0	0	1	1	1
		Adult Female	120	0	0	1	121	20	82	69	171	292
		Adult Male	354	20	0	2	376	83	144	131	358	734
		Juvenile Female	15	0	0	0	15	0	5	4	9	24
		Juvenile Male	20	2	0	0	22	1	9	11	21	43
		<b>Total</b>	<b>509</b>	<b>22</b>	<b>0</b>	<b>3</b>	<b>534</b>	<b>104</b>	<b>240</b>	<b>216</b>	<b>560</b>	<b>1,094</b>
	Wheeling SP	Adult Female	5	0	0	0	5	0	4	10	14	19
		Adult Male	20	9	0	0	29	2	12	23	37	66
		Juvenile Female	0	0	0	0	0	0	1	0	1	1
		Juvenile Male	1	0	0	0	1	0	3	1	4	5
<b>Total</b>		<b>26</b>	<b>9</b>	<b>0</b>	<b>0</b>	<b>35</b>	<b>2</b>	<b>20</b>	<b>34</b>	<b>56</b>	<b>91</b>	
<b>Total</b>		<b>604</b>	<b>35</b>	<b>0</b>	<b>5</b>	<b>644</b>	<b>161</b>	<b>359</b>	<b>287</b>	<b>807</b>	<b>1,451</b>	
<b>Pendleton County</b>	Franklin SP		1	0	0	0	1	0	0	0	0	1
		Adult Female	9	0	0	0	9	1	6	5	12	21
		Adult Male	24	1	0	1	26	17	14	16	47	73

			Crimes Against Persons					Crimes Against Property				Total
			Assault Offenses	Forcible Sex Offenses	Murder	Other Crimes Against Persons	Total	Burglary/ B&E	Larceny	Other Crimes Against Property	Total	
<b>Pendleton County</b>	Franklin SP	Juvenile Female	0	0	0	0	0	0	0	1	1	1
		Juvenile Male	2	1	0	0	3	2	5	4	11	14
		<b>Total</b>	<b>36</b>	<b>2</b>	<b>0</b>	<b>1</b>	<b>39</b>	<b>20</b>	<b>25</b>	<b>26</b>	<b>71</b>	<b>110</b>
	<b>Total</b>	<b>36</b>	<b>2</b>	<b>0</b>	<b>1</b>	<b>39</b>	<b>20</b>	<b>25</b>	<b>26</b>	<b>71</b>	<b>110</b>	
<b>Pleasants County</b>	Pleasants Co SO	Adult Female	0	0	0	0	0	0	2	0	2	2
		Adult Male	1	0	0	0	1	0	0	0	0	1
		<b>Total</b>	<b>1</b>	<b>0</b>	<b>0</b>	<b>0</b>	<b>1</b>	<b>0</b>	<b>2</b>	<b>0</b>	<b>2</b>	<b>3</b>
	St Marys SP	Adult Female	4	0	0	0	4	0	4	0	4	8
		Adult Male	19	0	0	0	19	5	10	4	19	38
		Juvenile Male	3	1	0	0	4	0	1	0	1	5
		<b>Total</b>	<b>26</b>	<b>1</b>	<b>0</b>	<b>0</b>	<b>27</b>	<b>5</b>	<b>15</b>	<b>4</b>	<b>24</b>	<b>51</b>
<b>Total</b>	<b>27</b>	<b>1</b>	<b>0</b>	<b>0</b>	<b>28</b>	<b>5</b>	<b>17</b>	<b>4</b>	<b>26</b>	<b>54</b>		
<b>Pocahontas County</b>	Marlinton SP	Adult Female	27	0	0	0	27	1	5	9	15	42
		Adult Male	66	5	0	1	72	3	13	13	29	101
		Juvenile Female	7	0	0	0	7	0	0	0	0	7
		Juvenile Male	5	1	0	0	6	4	1	0	5	11
		<b>Total</b>	<b>105</b>	<b>6</b>	<b>0</b>	<b>1</b>	<b>112</b>	<b>8</b>	<b>19</b>	<b>22</b>	<b>49</b>	<b>161</b>
	Pocahontas Co SO	Adult Female	1	0	0	0	1	0	0	0	0	1
		Adult Male	3	0	0	0	3	1	1	2	4	7
		<b>Total</b>	<b>4</b>	<b>0</b>	<b>0</b>	<b>0</b>	<b>4</b>	<b>1</b>	<b>1</b>	<b>2</b>	<b>4</b>	<b>8</b>

			Crimes Against Persons				Crimes Against Property					
			Assault Offenses	Forcible Sex Offenses	Murder	Other Crimes Against Persons	Total	Burglary/ B&E	Larceny	Other Crimes Against Property	Total	Total
<b>Total</b>			<b>109</b>	<b>6</b>	<b>0</b>	<b>1</b>	<b>116</b>	<b>9</b>	<b>20</b>	<b>24</b>	<b>53</b>	<b>169</b>
<b>Preston County</b>	DNR - 1 - Preston	Adult Male	1	0	0	0	1	0	0	0	0	1
		<b>Total</b>	<b>1</b>	<b>0</b>	<b>0</b>	<b>0</b>	<b>1</b>	<b>0</b>	<b>0</b>	<b>0</b>	<b>0</b>	<b>1</b>
	Kingwood SP	Adult Female	25	1	0	1	27	2	16	16	34	61
		Adult Male	89	16	1	3	109	11	30	39	80	189
		Juvenile Female	0	0	0	0	0	0	3	3	6	6
		Juvenile Male	5	0	0	0	5	2	2	2	6	11
		<b>Total</b>	<b>119</b>	<b>17</b>	<b>1</b>	<b>4</b>	<b>141</b>	<b>15</b>	<b>51</b>	<b>60</b>	<b>126</b>	<b>267</b>
	Preston Co SO	Adult Female	20	0	0	0	20	0	21	2	23	43
		Adult Male	63	4	0	2	69	8	43	20	71	140
		Juvenile Male	1	0	0	0	1	1	4	1	6	7
		<b>Total</b>	<b>84</b>	<b>4</b>	<b>0</b>	<b>2</b>	<b>90</b>	<b>9</b>	<b>68</b>	<b>23</b>	<b>100</b>	<b>190</b>
	Terra Alta PD	Juvenile Female	1	0	0	0	1	0	0	0	0	1
		<b>Total</b>	<b>1</b>	<b>0</b>	<b>0</b>	<b>0</b>	<b>1</b>	<b>0</b>	<b>0</b>	<b>0</b>	<b>0</b>	<b>1</b>
<b>Total</b>			<b>205</b>	<b>21</b>	<b>1</b>	<b>6</b>	<b>233</b>	<b>24</b>	<b>119</b>	<b>83</b>	<b>226</b>	<b>459</b>
<b>Putnam County</b>	Eleanor PD	Adult Female	1	0	0	0	1	0	0	0	0	1
		<b>Total</b>	<b>1</b>	<b>0</b>	<b>0</b>	<b>0</b>	<b>1</b>	<b>0</b>	<b>0</b>	<b>0</b>	<b>0</b>	<b>1</b>
	Hurricane PD	Adult Female	9	0	0	0	9	1	51	11	63	72
		Adult Male	29	1	1	0	31	8	89	23	120	151
		Juvenile Female	1	0	0	0	1	0	2	0	2	3



			Crimes Against Persons					Crimes Against Property				Total	
			Assault Offenses	Forcible Sex Offenses	Murder	Other Crimes Against Persons	Total	Burglary/ B&E	Larceny	Other Crimes Against Property	Total		
<b>Putnam County</b>	Hurricane PD	Juvenile Male	0	2	0	0	2	1	2	1	4	6	
		<b>Total</b>	<b>39</b>	<b>3</b>	<b>1</b>	<b>0</b>	<b>43</b>	<b>10</b>	<b>144</b>	<b>35</b>	<b>189</b>	<b>232</b>	
	Putnam Co SO			5	0	0	0	5	26	81	33	140	145
		Adult Female		25	0	0	0	25	10	40	25	75	100
		Adult Male		110	3	0	0	113	35	102	61	198	311
		Juvenile Female		5	0	0	0	5	0	1	0	1	6
		Juvenile Male		0	1	0	0	1	0	3	3	6	7
		<b>Total</b>		<b>145</b>	<b>4</b>	<b>0</b>	<b>0</b>	<b>149</b>	<b>71</b>	<b>227</b>	<b>122</b>	<b>420</b>	<b>569</b>
	Winfield PD	Adult Female		0	0	0	0	0	0	0	1	1	1
		Adult Male		3	0	0	0	3	0	2	0	2	5
		Juvenile Male		1	0	0	0	1	0	0	0	0	1
		<b>Total</b>		<b>4</b>	<b>0</b>	<b>0</b>	<b>0</b>	<b>4</b>	<b>0</b>	<b>2</b>	<b>1</b>	<b>3</b>	<b>7</b>
	Winfield SP	Adult Female		19	0	0	0	19	0	17	28	45	64
		Adult Male		26	3	0	0	29	3	28	35	66	95
		<b>Total</b>		<b>45</b>	<b>3</b>	<b>0</b>	<b>0</b>	<b>48</b>	<b>3</b>	<b>45</b>	<b>63</b>	<b>111</b>	<b>159</b>
<b>Total</b>			<b>234</b>	<b>10</b>	<b>1</b>	<b>0</b>	<b>245</b>	<b>84</b>	<b>418</b>	<b>221</b>	<b>723</b>	<b>968</b>	
<b>Raleigh County</b>	BCI - Beckley	Juvenile Male	0	0	0	0	0	1	0	1	2	2	
		<b>Total</b>	<b>0</b>	<b>0</b>	<b>0</b>	<b>0</b>	<b>0</b>	<b>1</b>	<b>0</b>	<b>1</b>	<b>2</b>	<b>2</b>	
	Beckley PD	Adult Female	207	4	0	2	213	26	364	120	510	723	
		Adult Male	499	22	7	4	532	76	366	268	710	1,242	

			Crimes Against Persons					Crimes Against Property				Total
			Assault Offenses	Forcible Sex Offenses	Murder	Other Crimes Against Persons	Total	Burglary/ B&E	Larceny	Other Crimes Against Property	Total	
<b>Raleigh County</b>	Beckley PD	Juvenile Female	31	0	0	0	31	0	32	5	37	<b>68</b>
		Juvenile Male	36	2	0	0	38	8	42	25	75	<b>113</b>
		<b>Total</b>	<b>773</b>	<b>28</b>	<b>7</b>	<b>6</b>	<b>814</b>	<b>110</b>	<b>804</b>	<b>418</b>	<b>1,332</b>	<b>2,146</b>
	Beckley SP		1	0	0	0	1	0	0	0	0	<b>1</b>
		Adult Female	25	3	0	1	29	7	42	46	95	<b>124</b>
		Adult Male	85	1	0	2	88	26	78	119	223	<b>311</b>
		Juvenile Female	0	0	0	0	0	0	1	0	1	<b>1</b>
		Juvenile Male	3	1	0	0	4	3	2	13	18	<b>22</b>
		<b>Total</b>	<b>114</b>	<b>5</b>	<b>0</b>	<b>3</b>	<b>122</b>	<b>36</b>	<b>123</b>	<b>178</b>	<b>337</b>	<b>459</b>
	Raleigh Co SO		1	0	0	0	1	3	5	4	12	<b>13</b>
		Adult Female	127	5	0	0	132	31	103	83	217	<b>349</b>
		Adult Male	373	18	5	3	399	157	218	237	612	<b>1,011</b>
		Juvenile Female	10	1	0	0	11	0	7	8	15	<b>26</b>
		Juvenile Male	17	3	1	1	22	11	11	19	41	<b>63</b>
		<b>Total</b>	<b>528</b>	<b>27</b>	<b>6</b>	<b>4</b>	<b>565</b>	<b>202</b>	<b>344</b>	<b>351</b>	<b>897</b>	<b>1,462</b>
	Sophia PD		0	0	0	0	0	0	0	1	1	<b>1</b>
		Adult Female	13	0	0	1	14	2	11	3	16	<b>30</b>
		Adult Male	33	2	0	1	36	14	20	20	54	<b>90</b>
		Juvenile Female	2	0	0	0	2	0	1	3	4	<b>6</b>
		Juvenile Male	8	0	0	0	8	0	3	13	16	<b>24</b>

			Crimes Against Persons					Crimes Against Property				Total
			Assault Offenses	Forcible Sex Offenses	Murder	Other Crimes Against Persons	Total	Burglary/ B&E	Larceny	Other Crimes Against Property	Total	
<b>Raleigh County</b>	Sophia PD	<b>Total</b>	<b>56</b>	<b>2</b>	<b>0</b>	<b>2</b>	<b>60</b>	<b>16</b>	<b>35</b>	<b>40</b>	<b>91</b>	<b>151</b>
	Turnpike - Raleigh		0	0	0	0	0	0	1	1	2	2
		Adult Female	0	0	0	0	0	0	2	4	6	6
		Adult Male	4	0	0	0	4	0	4	4	8	12
		<b>Total</b>	<b>4</b>	<b>0</b>	<b>0</b>	<b>0</b>	<b>4</b>	<b>0</b>	<b>7</b>	<b>9</b>	<b>16</b>	<b>20</b>
	<b>Total</b>		<b>1,475</b>	<b>62</b>	<b>13</b>	<b>15</b>	<b>1,565</b>	<b>365</b>	<b>1,313</b>	<b>997</b>	<b>2,675</b>	<b>4,240</b>
<b>Randolph County</b>	Elkins PD	Adult Female	29	1	0	0	30	4	41	14	59	89
		Adult Male	52	6	0	0	58	8	53	43	104	162
		Juvenile Female	3	0	0	0	3	0	1	0	1	4
		Juvenile Male	17	0	0	0	17	0	5	5	10	27
		<b>Total</b>	<b>101</b>	<b>7</b>	<b>0</b>	<b>0</b>	<b>108</b>	<b>12</b>	<b>100</b>	<b>62</b>	<b>174</b>	<b>282</b>
	Elkins SP	Adult Female	43	2	0	0	45	4	69	33	106	151
		Adult Male	119	13	0	0	132	20	100	72	192	324
		Juvenile Female	2	0	0	0	2	0	9	0	9	11
		Juvenile Male	1	2	1	0	4	4	9	6	19	23
		<b>Total</b>	<b>165</b>	<b>17</b>	<b>1</b>	<b>0</b>	<b>183</b>	<b>28</b>	<b>187</b>	<b>111</b>	<b>326</b>	<b>509</b>
	Randolph Co SO	Adult Female	8	0	0	0	8	0	16	3	19	27
		Adult Male	19	0	1	0	20	0	12	12	24	44
		Juvenile Female	0	0	0	0	0	0	1	0	1	1
		Juvenile Male	2	0	0	0	2	0	0	0	0	2

			Crimes Against Persons					Crimes Against Property				
			Assault Offenses	Forcible Sex Offenses	Murder	Other Crimes Against Persons	Total	Burglary/ B&E	Larceny	Other Crimes Against Property	Total	Total
<b>Randolph County</b>	Randolph Co	<b>Total</b>	<b>29</b>	<b>0</b>	<b>1</b>	<b>0</b>	<b>30</b>	<b>0</b>	<b>29</b>	<b>15</b>	<b>44</b>	<b>74</b>
	<b>Total</b>		<b>295</b>	<b>24</b>	<b>2</b>	<b>0</b>	<b>321</b>	<b>40</b>	<b>316</b>	<b>188</b>	<b>544</b>	<b>865</b>
<b>Ritchie County</b>	Harrisville PD	Adult Female	0	0	0	0	0	0	0	2	2	2
		Adult Male	1	1	0	0	2	0	1	5	6	8
		<b>Total</b>	<b>1</b>	<b>1</b>	<b>0</b>	<b>0</b>	<b>2</b>	<b>0</b>	<b>1</b>	<b>7</b>	<b>8</b>	<b>10</b>
	Harrisville SP	Adult Female	7	0	0	0	7	1	4	6	11	18
		Adult Male	20	3	0	1	24	3	7	14	24	48
		Juvenile Female	0	0	0	0	0	0	2	0	2	2
		Juvenile Male	0	2	0	0	2	0	0	0	0	2
		<b>Total</b>	<b>27</b>	<b>5</b>	<b>0</b>	<b>1</b>	<b>33</b>	<b>4</b>	<b>13</b>	<b>20</b>	<b>37</b>	<b>70</b>
	Pennsboro PD	Adult Female	0	0	0	0	0	0	0	1	1	1
		Adult Male	4	0	0	0	4	0	0	0	0	4
		Juvenile Female	0	0	0	0	0	0	0	1	1	1
		<b>Total</b>	<b>4</b>	<b>0</b>	<b>0</b>	<b>0</b>	<b>4</b>	<b>0</b>	<b>0</b>	<b>2</b>	<b>2</b>	<b>6</b>
	Ritchie Co SO	Adult Female	10	0	0	0	10	0	2	5	7	17
		Adult Male	20	0	0	0	20	3	8	9	20	40
		Juvenile Female	0	0	0	0	0	0	0	1	1	1
		Juvenile Male	5	1	0	0	6	0	0	2	2	8
		<b>Total</b>	<b>35</b>	<b>1</b>	<b>0</b>	<b>0</b>	<b>36</b>	<b>3</b>	<b>10</b>	<b>17</b>	<b>30</b>	<b>66</b>
<b>Total</b>		<b>67</b>	<b>7</b>	<b>0</b>	<b>1</b>	<b>75</b>	<b>7</b>	<b>24</b>	<b>46</b>	<b>77</b>	<b>152</b>	

			Crimes Against Persons					Crimes Against Property					
			Assault Offenses	Forcible Sex Offenses	Murder	Other Crimes Against Persons	Total	Burglary/ B&E	Larceny	Other Crimes Against Property	Total	Total	
<b>Roane County</b>	Roane Co SO	Adult Female	7	0	0	0	7	0	4	4	8	15	
		Adult Male	48	1	0	1	50	0	16	12	28	78	
		Juvenile Female	1	0	0	0	1	0	0	0	0	1	
		Juvenile Male	2	1	0	0	3	0	0	1	1	4	
		<b>Total</b>	<b>58</b>	<b>2</b>	<b>0</b>	<b>1</b>	<b>61</b>	<b>0</b>	<b>20</b>	<b>17</b>	<b>37</b>	<b>98</b>	
	Spencer PD	Adult Female	13	0	0	0	13	0	22	4	26	39	
		Adult Male	18	0	0	0	18	2	30	11	43	61	
		Juvenile Female	2	0	0	0	2	0	1	0	1	3	
		Juvenile Male	3	0	0	0	3	0	3	0	3	6	
		<b>Total</b>	<b>36</b>	<b>0</b>	<b>0</b>	<b>0</b>	<b>36</b>	<b>2</b>	<b>56</b>	<b>15</b>	<b>73</b>	<b>109</b>	
	Spencer SP	Adult Female	8	0	0	0	8	3	10	6	19	27	
		Adult Male	28	3	1	1	33	10	17	12	39	72	
		Juvenile Female	0	0	0	0	0	0	0	1	1	1	
		Juvenile Male	7	0	0	0	7	0	0	0	0	7	
		<b>Total</b>	<b>43</b>	<b>3</b>	<b>1</b>	<b>1</b>	<b>48</b>	<b>13</b>	<b>27</b>	<b>19</b>	<b>59</b>	<b>107</b>	
	<b>Total</b>			<b>137</b>	<b>5</b>	<b>1</b>	<b>2</b>	<b>145</b>	<b>15</b>	<b>103</b>	<b>51</b>	<b>169</b>	<b>314</b>
	<b>Summers County</b>	Hinton PD	Adult Female	19	0	0	0	19	9	39	10	58	77
Adult Male			45	2	0	0	47	22	31	27	80	127	
Juvenile Female			0	0	0	0	0	0	1	0	1	1	
Juvenile Male			2	0	0	0	2	0	1	1	2	4	

		Crimes Against Persons					Crimes Against Property					Total
		Assault Offenses	Forcible Sex Offenses	Murder	Other Crimes Against Persons	Total	Burglary/ B&E	Larceny	Other Crimes Against Property	Total		
<b>Summers County</b>	Hinton PD	<b>Total</b>	<b>66</b>	<b>2</b>	<b>0</b>	<b>0</b>	<b>68</b>	<b>31</b>	<b>72</b>	<b>38</b>	<b>141</b>	<b>209</b>
	Hinton SP	Adult Female	5	0	0	0	5	5	2	9	16	21
		Adult Male	18	0	0	0	18	26	14	29	69	87
		Juvenile Male	1	0	0	0	1	0	0	1	1	2
		<b>Total</b>	<b>24</b>	<b>0</b>	<b>0</b>	<b>0</b>	<b>24</b>	<b>31</b>	<b>16</b>	<b>39</b>	<b>86</b>	<b>110</b>
	Summers Co SO	Adult Female	6	0	0	0	6	0	2	0	2	8
		Adult Male	18	0	0	0	18	0	2	2	4	22
		<b>Total</b>	<b>24</b>	<b>0</b>	<b>0</b>	<b>0</b>	<b>24</b>	<b>0</b>	<b>4</b>	<b>2</b>	<b>6</b>	<b>30</b>
	<b>Total</b>		<b>114</b>	<b>2</b>	<b>0</b>	<b>0</b>	<b>116</b>	<b>62</b>	<b>92</b>	<b>79</b>	<b>233</b>	<b>349</b>
	<b>Taylor County</b>	Grafton PD	Adult Female	3	0	0	0	3	0	1	1	2
Adult Male			16	1	0	0	17	0	5	2	7	24
<b>Total</b>			<b>19</b>	<b>1</b>	<b>0</b>	<b>0</b>	<b>20</b>	<b>0</b>	<b>6</b>	<b>3</b>	<b>9</b>	<b>29</b>
Grafton SP		Adult Female	1	0	0	0	1	1	1	1	3	4
		Adult Male	3	0	0	0	3	0	1	2	3	6
		Juvenile Male	0	1	0	0	1	0	0	0	0	1
		<b>Total</b>	<b>4</b>	<b>1</b>	<b>0</b>	<b>0</b>	<b>5</b>	<b>1</b>	<b>2</b>	<b>3</b>	<b>6</b>	<b>11</b>
Taylor Co SO		Adult Female	0	0	0	0	0	0	1	0	1	1
		Adult Male	1	0	0	0	1	1	1	0	2	3
		<b>Total</b>	<b>1</b>	<b>0</b>	<b>0</b>	<b>0</b>	<b>1</b>	<b>1</b>	<b>2</b>	<b>0</b>	<b>3</b>	<b>4</b>
<b>Total</b>		<b>24</b>	<b>2</b>	<b>0</b>	<b>0</b>	<b>26</b>	<b>2</b>	<b>10</b>	<b>6</b>	<b>18</b>	<b>44</b>	

			Crimes Against Persons					Crimes Against Property				Total
			Assault Offenses	Forcible Sex Offenses	Murder	Other Crimes Against Persons	Total	Burglary/ B&E	Larceny	Other Crimes Against Property	Total	
<b>Tucker County</b>	Parsons PD	Adult Female	1	0	0	0	1	0	0	0	0	1
		Adult Male	7	0	0	0	7	2	3	2	7	14
		Juvenile Male	0	0	0	0	0	2	0	2	4	4
		<b>Total</b>	<b>8</b>	<b>0</b>	<b>0</b>	<b>0</b>	<b>8</b>	<b>4</b>	<b>3</b>	<b>4</b>	<b>11</b>	<b>19</b>
	Parsons SP	Adult Female	13	1	0	0	14	2	6	1	9	23
		Adult Male	26	2	0	0	28	4	10	14	28	56
		Juvenile Female	0	0	0	0	0	0	2	0	2	2
		Juvenile Male	2	0	0	0	2	2	0	1	3	5
		<b>Total</b>	<b>41</b>	<b>3</b>	<b>0</b>	<b>0</b>	<b>44</b>	<b>8</b>	<b>18</b>	<b>16</b>	<b>42</b>	<b>86</b>
	Tucker Co SO	Adult Female	1	0	0	0	1	0	0	1	1	2
		Adult Male	7	1	0	0	8	0	2	2	4	12
		Juvenile Male	0	0	0	0	0	0	0	1	1	1
		<b>Total</b>	<b>8</b>	<b>1</b>	<b>0</b>	<b>0</b>	<b>9</b>	<b>0</b>	<b>2</b>	<b>4</b>	<b>6</b>	<b>15</b>
<b>Total</b>			<b>57</b>	<b>4</b>	<b>0</b>	<b>0</b>	<b>61</b>	<b>12</b>	<b>23</b>	<b>24</b>	<b>59</b>	<b>120</b>
<b>Tyler County</b>	Paden City PD	Adult Male	0	0	0	0	0	1	0	0	1	1
		<b>Total</b>	<b>0</b>	<b>0</b>	<b>0</b>	<b>0</b>	<b>0</b>	<b>1</b>	<b>0</b>	<b>0</b>	<b>1</b>	<b>1</b>
	Sistersville PD	Adult Female	3	0	0	0	3	0	3	0	3	6
		Adult Male	13	0	0	0	13	0	4	0	4	17
		Juvenile Female	0	0	0	0	0	0	1	0	1	1
		Juvenile Male	1	0	0	0	1	0	0	0	0	1

		Crimes Against Persons					Crimes Against Property					Total
		Assault Offenses	Forcible Sex Offenses	Murder	Other Crimes Against Persons	Total	Burglary/ B&E	Larceny	Other Crimes Against Property	Total		
<b>Tyler County</b>	Sistersville	<b>Total</b>	<b>17</b>	<b>0</b>	<b>0</b>	<b>0</b>	<b>17</b>	<b>0</b>	<b>8</b>	<b>0</b>	<b>8</b>	<b>25</b>
	Tyler Co SO	Adult Female	8	0	0	0	8	2	0	0	2	10
		Adult Male	26	4	0	0	30	4	12	9	25	55
		Juvenile Female	0	0	0	0	0	0	4	0	4	4
		Juvenile Male	0	0	0	1	1	0	4	0	4	5
		<b>Total</b>	<b>34</b>	<b>4</b>	<b>0</b>	<b>1</b>	<b>39</b>	<b>6</b>	<b>20</b>	<b>9</b>	<b>35</b>	<b>74</b>
	<b>Total</b>	<b>51</b>	<b>4</b>	<b>0</b>	<b>1</b>	<b>56</b>	<b>7</b>	<b>28</b>	<b>9</b>	<b>44</b>	<b>100</b>	
<b>Upshur County</b>	Buckhannon PD	Adult Female	2	0	0	0	2	0	8	1	9	11
		Adult Male	5	0	0	0	5	0	11	3	14	19
		Juvenile Female	0	0	0	0	0	0	4	0	4	4
		Juvenile Male	1	0	0	0	1	1	4	0	5	6
		<b>Total</b>	<b>8</b>	<b>0</b>	<b>0</b>	<b>0</b>	<b>8</b>	<b>1</b>	<b>27</b>	<b>4</b>	<b>32</b>	<b>40</b>
	Buckhannon SP	Adult Female	17	0	0	0	17	4	4	8	16	33
		Adult Male	44	4	3	1	52	6	26	31	63	115
		Juvenile Female	3	0	0	0	3	0	0	2	2	5
		Juvenile Male	6	0	0	0	6	3	2	8	13	19
		<b>Total</b>	<b>70</b>	<b>4</b>	<b>3</b>	<b>1</b>	<b>78</b>	<b>13</b>	<b>32</b>	<b>49</b>	<b>94</b>	<b>172</b>
	Upshur Co SO		0	0	0	0	0	0	2	3	5	5
		Adult Female	7	0	0	0	7	0	2	5	7	14
		Adult Male	29	0	0	2	31	5	14	7	26	57



			Crimes Against Persons					Crimes Against Property				Total
			Assault Offenses	Forcible Sex Offenses	Murder	Other Crimes Against Persons	Total	Burglary/ B&E	Larceny	Other Crimes Against Property	Total	
<b>Upshur County</b>	Upshur Co SO	Juvenile Female	10	0	0	0	10	0	1	0	1	11
		Juvenile Male	7	0	0	0	7	0	0	0	0	7
		<b>Total</b>	<b>53</b>	<b>0</b>	<b>0</b>	<b>2</b>	<b>55</b>	<b>5</b>	<b>19</b>	<b>15</b>	<b>39</b>	<b>94</b>
	<b>Total</b>	<b>131</b>	<b>4</b>	<b>3</b>	<b>3</b>	<b>141</b>	<b>19</b>	<b>78</b>	<b>68</b>	<b>165</b>	<b>306</b>	
<b>Wayne County</b>	Ceredo PD	Adult Female	0	0	0	0	0	0	1	0	1	1
		Adult Male	4	0	0	0	4	0	2	1	3	7
		<b>Total</b>	<b>4</b>	<b>0</b>	<b>0</b>	<b>0</b>	<b>4</b>	<b>0</b>	<b>3</b>	<b>1</b>	<b>4</b>	<b>8</b>
	Fort Gay PD	Adult Female	1	0	0	0	1	0	1	0	1	2
		Adult Male	2	0	0	0	2	0	1	0	1	3
		<b>Total</b>	<b>3</b>	<b>0</b>	<b>0</b>	<b>0</b>	<b>3</b>	<b>0</b>	<b>2</b>	<b>0</b>	<b>2</b>	<b>5</b>
	Kenova PD	Adult Female	10	0	0	0	10	5	16	2	23	33
		Adult Male	32	1	0	0	33	3	29	10	42	75
		Juvenile Female	4	0	0	0	4	0	0	0	0	4
		Juvenile Male	3	0	0	0	3	0	1	2	3	6
		<b>Total</b>	<b>49</b>	<b>1</b>	<b>0</b>	<b>0</b>	<b>50</b>	<b>8</b>	<b>46</b>	<b>14</b>	<b>68</b>	<b>118</b>
	Wayne Co SO	Adult Female	21	0	0	0	21	2	9	3	14	35
		Adult Male	67	2	0	0	69	25	33	10	68	137
Juvenile Female		1	0	0	0	1	2	0	2	4	5	
Juvenile Male		1	1	0	0	2	2	2	2	6	8	
<b>Total</b>		<b>90</b>	<b>3</b>	<b>0</b>	<b>0</b>	<b>93</b>	<b>31</b>	<b>44</b>	<b>17</b>	<b>92</b>	<b>185</b>	

			Crimes Against Persons					Crimes Against Property				Total
			Assault Offenses	Forcible Sex Offenses	Murder	Other Crimes Against Persons	Total	Burglary/ B&E	Larceny	Other Crimes Against Property	Total	
<b>Wayne County</b>	Wayne PD	Adult Female	1	0	0	0	1	0	0	0	0	1
		Adult Male	4	0	0	0	4	0	0	0	0	4
		<b>Total</b>	<b>5</b>	<b>0</b>	<b>0</b>	<b>0</b>	<b>5</b>	<b>0</b>	<b>0</b>	<b>0</b>	<b>0</b>	<b>5</b>
	Wayne SP	Adult Female	32	0	0	1	33	8	36	17	61	94
		Adult Male	109	11	2	1	123	30	61	42	133	256
		Juvenile Female	4	0	0	0	4	0	1	1	2	6
		Juvenile Male	9	2	0	0	11	1	4	5	10	21
		<b>Total</b>	<b>154</b>	<b>13</b>	<b>2</b>	<b>2</b>	<b>171</b>	<b>39</b>	<b>102</b>	<b>65</b>	<b>206</b>	<b>377</b>
	<b>Total</b>		<b>305</b>	<b>17</b>	<b>2</b>	<b>2</b>	<b>326</b>	<b>78</b>	<b>197</b>	<b>97</b>	<b>372</b>	<b>698</b>
<b>Webster County</b>	Upperglade SP	Adult Female	9	0	1	0	10	4	5	5	14	24
		Adult Male	31	0	1	0	32	11	18	17	46	78
		Juvenile Male	0	0	0	0	0	0	3	0	3	3
		<b>Total</b>	<b>40</b>	<b>0</b>	<b>2</b>	<b>0</b>	<b>42</b>	<b>15</b>	<b>26</b>	<b>22</b>	<b>63</b>	<b>105</b>
	<b>Total</b>		<b>40</b>	<b>0</b>	<b>2</b>	<b>0</b>	<b>42</b>	<b>15</b>	<b>26</b>	<b>22</b>	<b>63</b>	<b>105</b>
<b>Wetzel County</b>	Hundred SP	Adult Female	13	0	0	0	13	3	7	8	18	31
		Adult Male	32	0	0	0	32	6	7	17	30	62
		Juvenile Female	1	0	0	0	1	0	0	0	0	1
		Juvenile Male	4	0	0	0	4	0	1	0	1	5
		<b>Total</b>	<b>50</b>	<b>0</b>	<b>0</b>	<b>0</b>	<b>50</b>	<b>9</b>	<b>15</b>	<b>25</b>	<b>49</b>	<b>99</b>
	New	Adult Female	5	0	0	0	5	1	3	4	8	13

			Crimes Against Persons					Crimes Against Property				Total
			Assault Offenses	Forcible Sex Offenses	Murder	Other Crimes Against Persons	Total	Burglary/ B&E	Larceny	Other Crimes Against Property	Total	
<b>Wetzel County</b>	New Martinsville PD	Adult Male	23	1	0	0	24	3	9	13	25	49
		Juvenile Female	0	0	0	0	0	0	1	0	1	1
		<b>Total</b>	<b>28</b>	<b>1</b>	<b>0</b>	<b>0</b>	<b>29</b>	<b>4</b>	<b>13</b>	<b>17</b>	<b>34</b>	<b>63</b>
	Paden City SP	Adult Female	7	0	0	0	7	0	1	5	6	13
		Adult Male	24	1	0	0	25	6	6	6	18	43
		Juvenile Male	0	1	0	0	1	0	0	1	1	2
		<b>Total</b>	<b>31</b>	<b>2</b>	<b>0</b>	<b>0</b>	<b>33</b>	<b>6</b>	<b>7</b>	<b>12</b>	<b>25</b>	<b>58</b>
	Wetzel Co SO		0	0	0	0	0	0	0	1	1	1
		Adult Female	0	0	0	0	0	0	0	1	1	1
		Adult Male	9	0	0	0	9	1	1	1	3	12
		<b>Total</b>	<b>9</b>	<b>0</b>	<b>0</b>	<b>0</b>	<b>9</b>	<b>1</b>	<b>1</b>	<b>3</b>	<b>5</b>	<b>14</b>
<b>Total</b>			<b>118</b>	<b>3</b>	<b>0</b>	<b>0</b>	<b>121</b>	<b>20</b>	<b>36</b>	<b>57</b>	<b>113</b>	<b>234</b>
<b>Wirt County</b>	Elizabeth SP		0	0	0	0	0	0	0	1	1	1
		Adult Female	5	0	0	0	5	3	2	8	13	18
		Adult Male	29	5	0	1	35	5	9	13	27	62
		Juvenile Female	0	0	0	0	0	0	0	1	1	1
		Juvenile Male	5	0	0	1	6	1	1	3	5	11
		<b>Total</b>	<b>39</b>	<b>5</b>	<b>0</b>	<b>2</b>	<b>46</b>	<b>9</b>	<b>12</b>	<b>26</b>	<b>47</b>	<b>93</b>
	Wirt Co SO	Adult Female	8	0	0	0	8	4	6	4	14	22
		Adult Male	16	1	0	0	17	5	12	6	23	40

			Crimes Against Persons					Crimes Against Property				Total
			Assault Offenses	Forcible Sex Offenses	Murder	Other Crimes Against Persons	Total	Burglary/ B&E	Larceny	Other Crimes Against Property	Total	
<b>Wirt County</b>	Wirt Co SO	Juvenile Female	0	0	0	0	0	0	0	1	1	1
		Juvenile Male	0	0	0	0	0	0	1	1	2	2
		<b>Total</b>	<b>24</b>	<b>1</b>	<b>0</b>	<b>0</b>	<b>25</b>	<b>9</b>	<b>19</b>	<b>12</b>	<b>40</b>	<b>65</b>
	<b>Total</b>	<b>63</b>	<b>6</b>	<b>0</b>	<b>2</b>	<b>71</b>	<b>18</b>	<b>31</b>	<b>38</b>	<b>87</b>	<b>158</b>	
<b>Wood County</b>	DNR - 6 - Wood	Adult Male	1	0	0	0	1	0	0	0	0	1
		<b>Total</b>	<b>1</b>	<b>0</b>	<b>0</b>	<b>0</b>	<b>1</b>	<b>0</b>	<b>0</b>	<b>0</b>	<b>0</b>	<b>1</b>
	Parkersburg PD		2	0	0	0	2	1	0	1	2	4
		Adult Female	132	2	0	1	135	33	126	105	264	399
		Adult Male	401	17	1	5	424	110	277	240	627	1,051
		Juvenile Female	16	1	0	0	17	1	16	6	23	40
		Juvenile Male	39	5	0	0	44	9	11	27	47	91
		<b>Total</b>	<b>590</b>	<b>25</b>	<b>1</b>	<b>6</b>	<b>622</b>	<b>154</b>	<b>430</b>	<b>379</b>	<b>963</b>	<b>1,585</b>
		Parkersburg SP		0	0	0	0	0	0	0	1	1
	Adult Female		6	0	0	0	6	1	7	7	15	21
	Adult Male		20	4	0	0	24	1	16	13	30	54
	Juvenile Male		0	2	0	0	2	1	0	0	1	3
<b>Total</b>	<b>26</b>		<b>6</b>	<b>0</b>	<b>0</b>	<b>32</b>	<b>3</b>	<b>23</b>	<b>21</b>	<b>47</b>	<b>79</b>	
Vienna PD		1	0	0	0	1	0	1	2	3	4	
	Adult Female	21	0	0	0	21	2	59	16	77	98	
	Adult Male	50	1	0	0	51	3	54	22	79	130	

			Crimes Against Persons					Crimes Against Property				Total
			Assault Offenses	Forcible Sex Offenses	Murder	Other Crimes Against Persons	Total	Burglary/ B&E	Larceny	Other Crimes Against Property	Total	
<b>Wood County</b>	Vienna PD	Juvenile Female	2	0	0	0	2	0	20	3	23	<b>25</b>
		Juvenile Male	5	1	0	0	6	0	16	8	24	<b>30</b>
		<b>Total</b>	<b>79</b>	<b>2</b>	<b>0</b>	<b>0</b>	<b>81</b>	<b>5</b>	<b>150</b>	<b>51</b>	<b>206</b>	<b>287</b>
	Williamstown PD	Adult Male	3	0	0	0	3	0	0	0	0	<b>3</b>
		<b>Total</b>	<b>3</b>	<b>0</b>	<b>0</b>	<b>0</b>	<b>3</b>	<b>0</b>	<b>0</b>	<b>0</b>	<b>0</b>	<b>3</b>
	Wood Co SO		0	0	0	0	0	0	1	0	1	<b>1</b>
		Adult Female	32	1	0	1	34	8	28	29	65	<b>99</b>
		Adult Male	118	15	0	1	134	27	77	64	168	<b>302</b>
		Juvenile Female	2	1	0	0	3	0	0	3	3	<b>6</b>
		Juvenile Male	8	1	0	0	9	3	6	7	16	<b>25</b>
		<b>Total</b>	<b>160</b>	<b>18</b>	<b>0</b>	<b>2</b>	<b>180</b>	<b>38</b>	<b>112</b>	<b>103</b>	<b>253</b>	<b>433</b>
<b>Total</b>			<b>859</b>	<b>51</b>	<b>1</b>	<b>8</b>	<b>919</b>	<b>200</b>	<b>715</b>	<b>554</b>	<b>1,469</b>	<b>2,388</b>
<b>Wyoming County</b>	Jesse SP	Adult Female	5	0	0	0	5	0	2	2	4	<b>9</b>
		Adult Male	17	3	0	0	20	4	11	10	25	<b>45</b>
		Juvenile Female	1	0	0	0	1	0	0	0	0	<b>1</b>
		<b>Total</b>	<b>23</b>	<b>3</b>	<b>0</b>	<b>0</b>	<b>26</b>	<b>4</b>	<b>13</b>	<b>12</b>	<b>29</b>	<b>55</b>
	Oceana PD	Adult Female	7	1	0	0	8	2	41	17	60	<b>68</b>
		Adult Male	29	0	0	0	29	13	51	24	88	<b>117</b>
		Juvenile Female	3	0	0	0	3	0	0	0	0	<b>3</b>
		Juvenile Male	2	0	0	0	2	0	2	0	2	<b>4</b>

		Crimes Against Persons					Crimes Against Property				Total	
		Assault Offenses	Forcible Sex Offenses	Murder	Other Crimes Against Persons	Total	Burglary/ B&E	Larceny	Other Crimes Against Property	Total		
<b>Wyoming County</b>	Oceana PD	<b>Total</b>	<b>41</b>	<b>1</b>	<b>0</b>	<b>0</b>	<b>42</b>	<b>15</b>	<b>94</b>	<b>41</b>	<b>150</b>	<b>192</b>
	Wyoming Co SO	Adult Female	25	0	0	0	25	4	23	6	33	58
		Adult Male	44	2	1	0	47	19	55	17	91	138
		Juvenile Male	0	0	0	0	0	0	1	2	3	3
		<b>Total</b>	<b>69</b>	<b>2</b>	<b>1</b>	<b>0</b>	<b>72</b>	<b>23</b>	<b>79</b>	<b>25</b>	<b>127</b>	<b>199</b>
	<b>Total</b>		<b>133</b>	<b>6</b>	<b>1</b>	<b>0</b>	<b>140</b>	<b>42</b>	<b>186</b>	<b>78</b>	<b>306</b>	<b>446</b>
<b>Total</b>		<b>19,955</b>	<b>994</b>	<b>69</b>	<b>197</b>	<b>21,215</b>	<b>3,628</b>	<b>15,526</b>	<b>10,329</b>	<b>29,483</b>	<b>50,698</b>	

# Offenses (Group "A") by Agency

2012

COUNTY

AGENCY

OFFENSE CATEGORY

OFFENSE

# OF OFFENSES

**Barbour County TOTAL 344**

<u>Barbour Co SO</u>	<u>TOTAL</u>	<u>54</u>
<b>ASSAULT OFFENSES</b>		<b>6</b>
Simple Assault		6
<b>BURGLARY/BREAKING &amp; ENTERING</b>		<b>14</b>
Burglary/Breaking & Entering		14
<b>LARCENY/THEFT OFFENSES</b>		<b>20</b>
All Other Larceny		17
Theft From Building		2
Theft of Motor Vehicle Parts/Accessories		1
<b>MOTOR VEHICLE THEFT</b>		<b>1</b>
Motor Vehicle Theft		1
<b>DESTRUCTION/DAMAGE/VANDALISM OF PROPERTY</b>		<b>9</b>
Destruction/Damage/Vandalism of Property		9
<b>STOLEN PROPERTY OFFENSES</b>		<b>2</b>
Stolen Property Offenses		2
<b>DRUG/NARCOTIC OFFENSES</b>		<b>2</b>
Drug/Narcotic Violations		2

<u>Belington PD</u>	<u>TOTAL</u>	<u>35</u>
<b>SEX OFFENSES, FORCIBLE</b>		<b>1</b>
Forcible Fondling		1
<b>ASSAULT OFFENSES</b>		<b>9</b>
Aggravated Assault		4
Intimidation		1
Simple Assault		4
<b>BURGLARY/BREAKING &amp; ENTERING</b>		<b>2</b>
Burglary/Breaking & Entering		2
<b>LARCENY/THEFT OFFENSES</b>		<b>13</b>
All Other Larceny		9
Pocket-picking		1
Theft From Building		1
Theft of Motor Vehicle Parts/Accessories		2
<b>DESTRUCTION/DAMAGE/VANDALISM OF PROPERTY</b>		<b>5</b>
Destruction/Damage/Vandalism of Property		5
<b>DRUG/NARCOTIC OFFENSES</b>		<b>5</b>
Drug/Narcotic Violations		5

# Offenses (Group "A") by Agency

2012

COUNTY

AGENCY

OFFENSE CATEGORY

OFFENSE

# OF OFFENSES

<u>DNR - 1 - Barbour</u>	<u>TOTAL</u>	<u>2</u>
<b>DRUG/NARCOTIC OFFENSES</b>		<b>1</b>
Drug/Narcotic Violations		1
<b>WEAPON LAW VIOLATIONS</b>		<b>1</b>
Weapon Law Violations		1
<u>Philippi PD</u>	<u>TOTAL</u>	<u>108</u>
<b>SEX OFFENSES, FORCIBLE</b>		<b>1</b>
Forcible Rape		1
<b>ASSAULT OFFENSES</b>		<b>37</b>
Aggravated Assault		34
Intimidation		2
Simple Assault		1
<b>BURGLARY/BREAKING &amp; ENTERING</b>		<b>13</b>
Burglary/Breaking & Entering		13
<b>LARCENY/THEFT OFFENSES</b>		<b>12</b>
All Other Larceny		3
Shoplifting		8
Theft From Motor Vehicle		1
<b>COUNTERFEITING/FORGERY</b>		<b>3</b>
Counterfeiting/Forgery		3
<b>DESTRUCTION/DAMAGE/VANDALISM OF PROPERTY</b>		<b>32</b>
Destruction/Damage/Vandalism of Property		32
<b>FRAUD OFFENSES</b>		<b>1</b>
False Pretenses/Swindle/Confidence Game		1
<b>DRUG/NARCOTIC OFFENSES</b>		<b>6</b>
Drug/Narcotic Violations		6
<b>WEAPON LAW VIOLATIONS</b>		<b>3</b>
Weapon Law Violations		3



# Offenses (Group "A") by Agency

2012

COUNTY

AGENCY

OFFENSE CATEGORY

OFFENSE

# OF OFFENSES

Philippi SP	TOTAL	145
<b>SEX OFFENSES, FORCIBLE</b>		<b>1</b>
Sexual Assault With An Object		1
<b>SEX OFFENSES, NONFORCIBLE</b>		<b>2</b>
Statutory Rape		2
<b>ASSAULT OFFENSES</b>		<b>28</b>
Aggravated Assault		5
Intimidation		3
Simple Assault		20
<b>BURGLARY/BREAKING &amp; ENTERING</b>		<b>32</b>
Burglary/Breaking & Entering		32
<b>LARCENY/THEFT OFFENSES</b>		<b>31</b>
All Other Larceny		8
Shoplifting		2
Theft From Building		12
Theft From Motor Vehicle		6
Theft of Motor Vehicle Parts/Accessories		3
<b>MOTOR VEHICLE THEFT</b>		<b>8</b>
Motor Vehicle Theft		8
<b>COUNTERFEITING/FORGERY</b>		<b>1</b>
Counterfeiting/Forgery		1
<b>DESTRUCTION/DAMAGE/VANDALISM OF PROPERTY</b>		<b>21</b>
Destruction/Damage/Vandalism of Property		21
<b>FRAUD OFFENSES</b>		<b>6</b>
Credit Card/Automatic Teller Fraud		1
False Pretenses/Swindle/Confidence Game		4
Impersonation		1
<b>DRUG/NARCOTIC OFFENSES</b>		<b>10</b>
Drug/Narcotic Violations		10
<b>WEAPON LAW VIOLATIONS</b>		<b>5</b>
Weapon Law Violations		5
<b>Berkeley County TOTAL</b>		<b>6282</b>

# Offenses (Group "A") by Agency

2012

COUNTY

AGENCY

OFFENSE CATEGORY

OFFENSE

# OF OFFENSES

<u>Berkeley Co SO</u>	<u>TOTAL</u>	<u>2,343</u>
<b>HOMICIDE OFFENSES</b>		<b>1</b>
Murder and Nonnegligent Manslaughter		1
<b>SEX OFFENSES, FORCIBLE</b>		<b>25</b>
Forcible Fondling		14
Forcible Rape		11
<b>SEX OFFENSES, NONFORCIBLE</b>		<b>3</b>
Incest		1
Statutory Rape		2
<b>ASSAULT OFFENSES</b>		<b>489</b>
Aggravated Assault		45
Intimidation		14
Simple Assault		437
<b>KIDNAPING/ABDUCTION</b>		<b>3</b>
Kidnaping/Abduction		3
<b>ROBBERY</b>		<b>24</b>
Robbery		24
<b>BURGLARY/BREAKING &amp; ENTERING</b>		<b>366</b>
Burglary/Breaking & Entering		366
<b>LARCENY/THEFT OFFENSES</b>		<b>907</b>
All Other Larceny		486
Shoplifting		169
Theft From Building		1
Theft From Motor Vehicle		226
Theft of Motor Vehicle Parts/Accessories		25
<b>MOTOR VEHICLE THEFT</b>		<b>50</b>
Motor Vehicle Theft		50
<b>ARSON</b>		<b>8</b>
Arson		8
<b>COUNTERFEITING/FORGERY</b>		<b>18</b>
Counterfeiting/Forgery		18
<b>DESTRUCTION/DAMAGE/VANDALISM OF PROPERTY</b>		<b>156</b>
Destruction/Damage/Vandalism of Property		156
<b>EMBEZZLEMENT</b>		<b>11</b>
Embezzlement		11
<b>FRAUD OFFENSES</b>		<b>83</b>
Credit Card/Automatic Teller Fraud		17

# Offenses (Group "A") by Agency

2012

COUNTY

AGENCY

OFFENSE CATEGORY

OFFENSE

# OF OFFENSES

	False Pretenses/Swindle/Confidence Game	66
	<b>STOLEN PROPERTY OFFENSES</b>	<b>40</b>
	Stolen Property Offenses	40
	<b>DRUG/NARCOTIC OFFENSES</b>	<b>133</b>
	Drug/Narcotic Violations	133
	<b>PORNOGRAPHY/OBSCENE MATERIAL</b>	<b>1</b>
	Pornography/Obscene Material	1
	<b>PROSTITUTION OFFENSES</b>	<b>3</b>
	Prostitution	3
	<b>WEAPON LAW VIOLATIONS</b>	<b>15</b>
	Weapon Law Violations	15
<b>DNR - 2 - Berkeley</b>	<b>TOTAL</b>	<b>1</b>
	<b>WEAPON LAW VIOLATIONS</b>	<b>1</b>
	Weapon Law Violations	1

# Offenses (Group "A") by Agency

2012

COUNTY

AGENCY

OFFENSE CATEGORY

OFFENSE

# OF OFFENSES

<u>Martinsburg PD</u>	<u>TOTAL</u>	<u>1,959</u>
<b>SEX OFFENSES, FORCIBLE</b>		<b>10</b>
Forcible Fondling		2
Forcible Rape		3
Sexual Assault With An Object		5
<b>ASSAULT OFFENSES</b>		<b>347</b>
Aggravated Assault		53
Intimidation		22
Simple Assault		278
<b>ROBBERY</b>		<b>33</b>
Robbery		33
<b>BURGLARY/BREAKING &amp; ENTERING</b>		<b>135</b>
Burglary/Breaking & Entering		135
<b>LARCENY/THEFT OFFENSES</b>		<b>739</b>
All Other Larceny		301
Shoplifting		309
Theft From Motor Vehicle		121
Theft of Motor Vehicle Parts/Accessories		11
<b>MOTOR VEHICLE THEFT</b>		<b>28</b>
Motor Vehicle Theft		28
<b>ARSON</b>		<b>7</b>
Arson		7
<b>COUNTERFEITING/FORGERY</b>		<b>22</b>
Counterfeiting/Forgery		22
<b>DESTRUCTION/DAMAGE/VANDALISM OF PROPERTY</b>		<b>98</b>
Destruction/Damage/Vandalism of Property		98
<b>EMBEZZLEMENT</b>		<b>9</b>
Embezzlement		9
<b>FRAUD OFFENSES</b>		<b>60</b>
Credit Card/Automatic Teller Fraud		23
False Pretenses/Swindle/Confidence Game		35
Impersonation		2
<b>STOLEN PROPERTY OFFENSES</b>		<b>54</b>
Stolen Property Offenses		54
<b>DRUG/NARCOTIC OFFENSES</b>		<b>346</b>
Drug/Narcotic Violations		346
<b>PORNOGRAPHY/OBSCENE MATERIAL</b>		<b>2</b>

# Offenses (Group "A") by Agency

---

2012

COUNTY

AGENCY

OFFENSE CATEGORY

OFFENSE

# OF OFFENSES

---

Pornography/Obscene Material	2
<b>PROSTITUTION OFFENSES</b>	<b>12</b>
Prostitution	12
<b>WEAPON LAW VIOLATIONS</b>	<b>48</b>
Weapon Law Violations	48

# Offenses (Group "A") by Agency

2012

COUNTY

AGENCY

OFFENSE CATEGORY

OFFENSE

# OF OFFENSES

<u>Martinsburg SP</u>	<u>TOTAL</u>	<u>1,786</u>
<b>HOMICIDE OFFENSES</b>		<b>2</b>
Murder and Nonnegligent Manslaughter		2
<b>SEX OFFENSES, FORCIBLE</b>		<b>27</b>
Forcible Fondling		12
Forcible Rape		9
Forcible Sodomy		5
Sexual Assault With An Object		1
<b>SEX OFFENSES, NONFORCIBLE</b>		<b>3</b>
Incest		2
Statutory Rape		1
<b>ASSAULT OFFENSES</b>		<b>369</b>
Aggravated Assault		55
Intimidation		92
Simple Assault		239
<b>ROBBERY</b>		<b>13</b>
Robbery		13
<b>BURGLARY/BREAKING &amp; ENTERING</b>		<b>234</b>
Burglary/Breaking & Entering		234
<b>LARCENY/THEFT OFFENSES</b>		<b>456</b>
All Other Larceny		162
Shoplifting		90
Theft From Building		18
Theft From Motor Vehicle		122
Theft of Motor Vehicle Parts/Accessories		65
<b>MOTOR VEHICLE THEFT</b>		<b>71</b>
Motor Vehicle Theft		71
<b>ARSON</b>		<b>1</b>
Arson		1
<b>COUNTERFEITING/FORGERY</b>		<b>22</b>
Counterfeiting/Forgery		22
<b>DESTRUCTION/DAMAGE/VANDALISM OF PROPERTY</b>		<b>210</b>
Destruction/Damage/Vandalism of Property		210
<b>EMBEZZLEMENT</b>		<b>3</b>
Embezzlement		3
<b>FRAUD OFFENSES</b>		<b>105</b>
Credit Card/Automatic Teller Fraud		40

# Offenses (Group "A") by Agency

2012

COUNTY

AGENCY

OFFENSE CATEGORY

OFFENSE

# OF OFFENSES

	False Pretenses/Swindle/Confidence Game	59
	Impersonation	7
	<b>STOLEN PROPERTY OFFENSES</b>	<b>28</b>
	Stolen Property Offenses	28
	<b>DRUG/NARCOTIC OFFENSES</b>	<b>200</b>
	Drug/Narcotic Violations	200
	<b>WEAPON LAW VIOLATIONS</b>	<b>23</b>
	Weapon Law Violations	23
<b>tf Eastern Panhandle Drug &amp; Vio</b>	<b>TOTAL</b>	<b>193</b>
	<b>DRUG/NARCOTIC OFFENSES</b>	<b>181</b>
	Drug/Narcotic Violations	181
	<b>GAMBLING OFFENSES</b>	<b>12</b>
	Betting/Wagering	12
<b>Boone</b>	<b>County TOTAL</b>	<b>996</b>
<b>Boone Co SO</b>	<b>TOTAL</b>	<b>217</b>
	<b>SEX OFFENSES, FORCIBLE</b>	<b>2</b>
	Forcible Rape	1
	Forcible Sodomy	1
	<b>ASSAULT OFFENSES</b>	<b>74</b>
	Aggravated Assault	19
	Intimidation	14
	Simple Assault	41
	<b>BURGLARY/BREAKING &amp; ENTERING</b>	<b>35</b>
	Burglary/Breaking & Entering	35
	<b>LARCENY/THEFT OFFENSES</b>	<b>54</b>
	All Other Larceny	54
	<b>MOTOR VEHICLE THEFT</b>	<b>6</b>
	Motor Vehicle Theft	6
	<b>ARSON</b>	<b>1</b>
	Arson	1
	<b>DESTRUCTION/DAMAGE/VANDALISM OF PROPERTY</b>	<b>44</b>
	Destruction/Damage/Vandalism of Property	44
	<b>FRAUD OFFENSES</b>	<b>1</b>
	Credit Card/Automatic Teller Fraud	1

# Offenses (Group "A") by Agency

2012

COUNTY

AGENCY

OFFENSE CATEGORY

OFFENSE

# OF OFFENSES

---

<u>DNR - 5 - Boone</u>	<u>TOTAL</u>	<u>1</u>
<b>WEAPON LAW VIOLATIONS</b>		<b>1</b>
Weapon Law Violations		1



# Offenses (Group "A") by Agency

2012

COUNTY

AGENCY

OFFENSE CATEGORY

OFFENSE

# OF OFFENSES

<u>Madison SP</u>	<u>TOTAL</u>	<u>568</u>
<b>SEX OFFENSES, FORCIBLE</b>		<b>4</b>
Forcible Fondling		4
<b>ASSAULT OFFENSES</b>		<b>108</b>
Aggravated Assault		20
Intimidation		22
Simple Assault		69
<b>ROBBERY</b>		<b>1</b>
Robbery		1
<b>BURGLARY/BREAKING &amp; ENTERING</b>		<b>49</b>
Burglary/Breaking & Entering		49
<b>LARCENY/THEFT OFFENSES</b>		<b>158</b>
All Other Larceny		90
Shoplifting		20
Theft From Building		2
Theft From Motor Vehicle		4
Theft of Motor Vehicle Parts/Accessories		42
<b>MOTOR VEHICLE THEFT</b>		<b>20</b>
Motor Vehicle Theft		20
<b>ARSON</b>		<b>1</b>
Arson		1
<b>COUNTERFEITING/FORGERY</b>		<b>37</b>
Counterfeiting/Forgery		37
<b>DESTRUCTION/DAMAGE/VANDALISM OF PROPERTY</b>		<b>52</b>
Destruction/Damage/Vandalism of Property		52
<b>FRAUD OFFENSES</b>		<b>20</b>
False Pretenses/Swindle/Confidence Game		16
Impersonation		3
Welfare Fraud		1
<b>STOLEN PROPERTY OFFENSES</b>		<b>9</b>
Stolen Property Offenses		9
<b>DRUG/NARCOTIC OFFENSES</b>		<b>101</b>
Drug/Narcotic Violations		101
<b>PROSTITUTION OFFENSES</b>		<b>1</b>
Assisting or Promoting Prostitution		1
<b>WEAPON LAW VIOLATIONS</b>		<b>4</b>
Weapon Law Violations		4

# Offenses (Group "A") by Agency

2012

COUNTY

AGENCY

OFFENSE CATEGORY

OFFENSE

# OF OFFENSES

Whitesville SP	TOTAL	210
<b>SEX OFFENSES, FORCIBLE</b>		<b>2</b>
Forcible Rape		1
Sexual Assault With An Object		1
<b>SEX OFFENSES, NONFORCIBLE</b>		<b>1</b>
Statutory Rape		1
<b>ASSAULT OFFENSES</b>		<b>22</b>
Aggravated Assault		7
Intimidation		9
Simple Assault		7
<b>ROBBERY</b>		<b>1</b>
Robbery		1
<b>BURGLARY/BREAKING &amp; ENTERING</b>		<b>28</b>
Burglary/Breaking & Entering		28
<b>LARCENY/THEFT OFFENSES</b>		<b>69</b>
All Other Larceny		61
Shoplifting		3
Theft From Building		2
Theft From Motor Vehicle		2
Theft of Motor Vehicle Parts/Accessories		1
<b>MOTOR VEHICLE THEFT</b>		<b>8</b>
Motor Vehicle Theft		8
<b>ARSON</b>		<b>1</b>
Arson		1
<b>COUNTERFEITING/FORGERY</b>		<b>2</b>
Counterfeiting/Forgery		2
<b>DESTRUCTION/DAMAGE/VANDALISM OF PROPERTY</b>		<b>41</b>
Destruction/Damage/Vandalism of Property		41
<b>FRAUD OFFENSES</b>		<b>4</b>
Credit Card/Automatic Teller Fraud		1
False Pretenses/Swindle/Confidence Game		2
Impersonation		1
<b>STOLEN PROPERTY OFFENSES</b>		<b>9</b>
Stolen Property Offenses		9
<b>DRUG/NARCOTIC OFFENSES</b>		<b>20</b>
Drug/Narcotic Violations		20
<b>WEAPON LAW VIOLATIONS</b>		<b>1</b>

# Offenses (Group "A") by Agency

2012

COUNTY

AGENCY

OFFENSE CATEGORY

OFFENSE

# OF OFFENSES

Weapon Law Violations 1

**Braxton County TOTAL 490**

<u>Braxton Co SO</u>	<u>TOTAL</u>	<u>145</u>
<b>SEX OFFENSES, FORCIBLE</b>		<b>2</b>
Forcible Fondling		1
Sexual Assault With An Object		1
<b>ASSAULT OFFENSES</b>		<b>36</b>
Aggravated Assault		9
Intimidation		6
Simple Assault		21
<b>ROBBERY</b>		<b>2</b>
Robbery		2
<b>BURGLARY/BREAKING &amp; ENTERING</b>		<b>11</b>
Burglary/Breaking & Entering		11
<b>LARCENY/THEFT OFFENSES</b>		<b>43</b>
All Other Larceny		35
Shoplifting		1
Theft From Motor Vehicle		3
Theft of Motor Vehicle Parts/Accessories		4
<b>MOTOR VEHICLE THEFT</b>		<b>2</b>
Motor Vehicle Theft		2
<b>COUNTERFEITING/FORGERY</b>		<b>3</b>
Counterfeiting/Forgery		3
<b>DESTRUCTION/DAMAGE/VANDALISM OF PROPERTY</b>		<b>31</b>
Destruction/Damage/Vandalism of Property		31
<b>EXTORTION/BLACKMAIL</b>		<b>1</b>
Extortion/Blackmail		1
<b>FRAUD OFFENSES</b>		<b>5</b>
False Pretenses/Swindle/Confidence Game		5
<b>DRUG/NARCOTIC OFFENSES</b>		<b>9</b>
Drug/Narcotic Violations		9

# Offenses (Group "A") by Agency

2012

COUNTY

AGENCY

OFFENSE CATEGORY

OFFENSE

# OF OFFENSES

<u>Sutton SP</u>	<u>TOTAL</u>	<u>345</u>
<b>SEX OFFENSES, FORCIBLE</b>		<b>7</b>
Forcible Fondling		1
Forcible Rape		2
Forcible Sodomy		1
Sexual Assault With An Object		3
<b>SEX OFFENSES, NONFORCIBLE</b>		<b>4</b>
Incest		1
Statutory Rape		3
<b>ASSAULT OFFENSES</b>		<b>63</b>
Aggravated Assault		15
Intimidation		6
Simple Assault		44
<b>BURGLARY/BREAKING &amp; ENTERING</b>		<b>27</b>
Burglary/Breaking & Entering		27
<b>LARCENY/THEFT OFFENSES</b>		<b>66</b>
All Other Larceny		27
Purse-snatching		2
Shoplifting		6
Theft From Building		17
Theft From Motor Vehicle		5
Theft of Motor Vehicle Parts/Accessories		9
<b>MOTOR VEHICLE THEFT</b>		<b>13</b>
Motor Vehicle Theft		13
<b>ARSON</b>		<b>1</b>
Arson		1
<b>COUNTERFEITING/FORGERY</b>		<b>6</b>
Counterfeiting/Forgery		6
<b>DESTRUCTION/DAMAGE/VANDALISM OF PROPERTY</b>		<b>39</b>
Destruction/Damage/Vandalism of Property		39
<b>EMBEZZLEMENT</b>		<b>1</b>
Embezzlement		1
<b>FRAUD OFFENSES</b>		<b>9</b>
Credit Card/Automatic Teller Fraud		2
False Pretenses/Swindle/Confidence Game		5
Impersonation		2

# Offenses (Group "A") by Agency

2012

COUNTY	AGENCY	OFFENSE CATEGORY	OFFENSE	# OF OFFENSES
		<b>STOLEN PROPERTY OFFENSES</b>		<b>2</b>
			Stolen Property Offenses	2
		<b>DRUG/NARCOTIC OFFENSES</b>		<b>98</b>
			Drug Equipment Violations	7
			Drug/Narcotic Violations	93
		<b>PROSTITUTION OFFENSES</b>		<b>1</b>
			Prostitution	1
		<b>WEAPON LAW VIOLATIONS</b>		<b>4</b>
			Weapon Law Violations	4
<b>Brooke</b>		<b>County TOTAL</b>		<b>351</b>

# Offenses (Group "A") by Agency

2012

COUNTY

AGENCY

OFFENSE CATEGORY

OFFENSE

# OF OFFENSES

Brooke Co SO	TOTAL	194
<b>SEX OFFENSES, FORCIBLE</b>		<b>3</b>
Forcible Fondling		1
Forcible Rape		2
<b>ASSAULT OFFENSES</b>		<b>50</b>
Aggravated Assault		3
Intimidation		5
Simple Assault		43
<b>KIDNAPING/ABDUCTION</b>		<b>1</b>
Kidnaping/Abduction		1
<b>BURGLARY/BREAKING &amp; ENTERING</b>		<b>42</b>
Burglary/Breaking & Entering		42
<b>LARCENY/THEFT OFFENSES</b>		<b>40</b>
All Other Larceny		31
Theft From Building		7
Theft From Motor Vehicle		2
<b>MOTOR VEHICLE THEFT</b>		<b>9</b>
Motor Vehicle Theft		9
<b>ARSON</b>		<b>1</b>
Arson		1
<b>DESTRUCTION/DAMAGE/VANDALISM OF PROPERTY</b>		<b>27</b>
Destruction/Damage/Vandalism of Property		27
<b>EMBEZZLEMENT</b>		<b>1</b>
Embezzlement		1
<b>FRAUD OFFENSES</b>		<b>11</b>
Credit Card/Automatic Teller Fraud		3
False Pretenses/Swindle/Confidence Game		8
<b>STOLEN PROPERTY OFFENSES</b>		<b>2</b>
Stolen Property Offenses		2
<b>DRUG/NARCOTIC OFFENSES</b>		<b>5</b>
Drug/Narcotic Violations		5
<b>WEAPON LAW VIOLATIONS</b>		<b>1</b>
Weapon Law Violations		1

# Offenses (Group "A") by Agency

2012

COUNTY

AGENCY

OFFENSE CATEGORY

OFFENSE

# OF OFFENSES

<u>Follansbee PD</u>	<u>TOTAL</u>	<u>11</u>
<b>ASSAULT OFFENSES</b>		<b>3</b>
Intimidation		2
Simple Assault		1
<b>BURGLARY/BREAKING &amp; ENTERING</b>		<b>1</b>
Burglary/Breaking & Entering		1
<b>LARCENY/THEFT OFFENSES</b>		<b>5</b>
All Other Larceny		3
Theft From Motor Vehicle		2
<b>DESTRUCTION/DAMAGE/VANDALISM OF PROPERTY</b>		<b>2</b>
Destruction/Damage/Vandalism of Property		2
<u>Wellsburg PD</u>	<u>TOTAL</u>	<u>86</u>
<b>ASSAULT OFFENSES</b>		<b>24</b>
Aggravated Assault		2
Simple Assault		23
<b>BURGLARY/BREAKING &amp; ENTERING</b>		<b>7</b>
Burglary/Breaking & Entering		7
<b>LARCENY/THEFT OFFENSES</b>		<b>30</b>
All Other Larceny		18
Purse-snatching		4
Shoplifting		7
Theft From Motor Vehicle		1
<b>MOTOR VEHICLE THEFT</b>		<b>2</b>
Motor Vehicle Theft		2
<b>COUNTERFEITING/FORGERY</b>		<b>3</b>
Counterfeiting/Forgery		3
<b>DESTRUCTION/DAMAGE/VANDALISM OF PROPERTY</b>		<b>7</b>
Destruction/Damage/Vandalism of Property		7
<b>EMBEZZLEMENT</b>		<b>1</b>
Embezzlement		1
<b>FRAUD OFFENSES</b>		<b>6</b>
False Pretenses/Swindle/Confidence Game		6
<b>STOLEN PROPERTY OFFENSES</b>		<b>1</b>
Stolen Property Offenses		1
<b>DRUG/NARCOTIC OFFENSES</b>		<b>4</b>
Drug/Narcotic Violations		4

# Offenses (Group "A") by Agency

2012

COUNTY

AGENCY

OFFENSE CATEGORY

OFFENSE

# OF OFFENSES

Wellsburg SP	TOTAL	60
<b>SEX OFFENSES, FORCIBLE</b>		<b>6</b>
Forcible Fondling		5
Sexual Assault With An Object		1
<b>ASSAULT OFFENSES</b>		<b>4</b>
Aggravated Assault		2
Intimidation		1
Simple Assault		1
<b>BURGLARY/BREAKING &amp; ENTERING</b>		<b>8</b>
Burglary/Breaking & Entering		8
<b>LARCENY/THEFT OFFENSES</b>		<b>10</b>
All Other Larceny		5
Theft From Motor Vehicle		2
Theft of Motor Vehicle Parts/Accessories		3
<b>MOTOR VEHICLE THEFT</b>		<b>1</b>
Motor Vehicle Theft		1
<b>COUNTERFEITING/FORGERY</b>		<b>3</b>
Counterfeiting/Forgery		3
<b>DESTRUCTION/DAMAGE/VANDALISM OF PROPERTY</b>		<b>7</b>
Destruction/Damage/Vandalism of Property		7
<b>FRAUD OFFENSES</b>		<b>10</b>
Credit Card/Automatic Teller Fraud		1
False Pretenses/Swindle/Confidence Game		8
Impersonation		1
<b>DRUG/NARCOTIC OFFENSES</b>		<b>10</b>
Drug/Narcotic Violations		10
<b>WEAPON LAW VIOLATIONS</b>		<b>1</b>
Weapon Law Violations		1
<b>Cabell County TOTAL</b>		<b>8911</b>



# Offenses (Group "A") by Agency

2012

COUNTY

AGENCY

OFFENSE CATEGORY

OFFENSE

# OF OFFENSES

<u>Barboursville PD</u>	<u>TOTAL</u>	<u>546</u>
<b>SEX OFFENSES, FORCIBLE</b>		<b>3</b>
Forcible Fondling		3
<b>ASSAULT OFFENSES</b>		<b>56</b>
Aggravated Assault		1
Intimidation		2
Simple Assault		53
<b>ROBBERY</b>		<b>1</b>
Robbery		1
<b>BURGLARY/BREAKING &amp; ENTERING</b>		<b>32</b>
Burglary/Breaking & Entering		32
<b>LARCENY/THEFT OFFENSES</b>		<b>343</b>
All Other Larceny		39
Shoplifting		250
Theft From Building		20
Theft From Motor Vehicle		25
Theft of Motor Vehicle Parts/Accessories		9
<b>ARSON</b>		<b>1</b>
Arson		1
<b>COUNTERFEITING/FORGERY</b>		<b>11</b>
Counterfeiting/Forgery		11
<b>DESTRUCTION/DAMAGE/VANDALISM OF PROPERTY</b>		<b>43</b>
Destruction/Damage/Vandalism of Property		43
<b>EMBEZZLEMENT</b>		<b>18</b>
Embezzlement		18
<b>FRAUD OFFENSES</b>		<b>11</b>
Credit Card/Automatic Teller Fraud		4
False Pretenses/Swindle/Confidence Game		7
<b>STOLEN PROPERTY OFFENSES</b>		<b>4</b>
Stolen Property Offenses		4
<b>DRUG/NARCOTIC OFFENSES</b>		<b>20</b>
Drug/Narcotic Violations		20
<b>PORNOGRAPHY/OBSCENE MATERIAL</b>		<b>1</b>
Pornography/Obscene Material		1
<b>WEAPON LAW VIOLATIONS</b>		<b>2</b>
Weapon Law Violations		2

# Offenses (Group "A") by Agency

2012

COUNTY

AGENCY

OFFENSE CATEGORY

OFFENSE

# OF OFFENSES

Cabell CO SO	TOTAL	1,550
<b>SEX OFFENSES, FORCIBLE</b>		<b>8</b>
Forcible Fondling		3
Forcible Rape		5
<b>SEX OFFENSES, NONFORCIBLE</b>		<b>3</b>
Statutory Rape		3
<b>ASSAULT OFFENSES</b>		<b>290</b>
Aggravated Assault		22
Intimidation		6
Simple Assault		262
<b>ROBBERY</b>		<b>13</b>
Robbery		13
<b>BURGLARY/BREAKING &amp; ENTERING</b>		<b>226</b>
Burglary/Breaking & Entering		226
<b>LARCENY/THEFT OFFENSES</b>		<b>515</b>
All Other Larceny		257
Pocket-picking		1
Purse-snatching		2
Shoplifting		124
Theft From Motor Vehicle		105
Theft of Motor Vehicle Parts/Accessories		28
<b>MOTOR VEHICLE THEFT</b>		<b>48</b>
Motor Vehicle Theft		48
<b>ARSON</b>		<b>4</b>
Arson		4
<b>COUNTERFEITING/FORGERY</b>		<b>15</b>
Counterfeiting/Forgery		15
<b>DESTRUCTION/DAMAGE/VANDALISM OF PROPERTY</b>		<b>258</b>
Destruction/Damage/Vandalism of Property		258
<b>EMBEZZLEMENT</b>		<b>14</b>
Embezzlement		14
<b>FRAUD OFFENSES</b>		<b>49</b>
Credit Card/Automatic Teller Fraud		15
False Pretenses/Swindle/Confidence Game		30
Impersonation		4
<b>STOLEN PROPERTY OFFENSES</b>		<b>13</b>
Stolen Property Offenses		13

# Offenses (Group "A") by Agency

2012

COUNTY

AGENCY

OFFENSE CATEGORY

OFFENSE

# OF OFFENSES

COUNTY	AGENCY	OFFENSE CATEGORY	OFFENSE	# OF OFFENSES
		<b>DRUG/NARCOTIC OFFENSES</b>		<b>75</b>
			Drug Equipment Violations	1
			Drug/Narcotic Violations	74
		<b>WEAPON LAW VIOLATIONS</b>		<b>17</b>
			Weapon Law Violations	17
<b>DNR - 5 - Cabell</b>			<b>TOTAL</b>	<b>1</b>
		<b>WEAPON LAW VIOLATIONS</b>		<b>1</b>
			Weapon Law Violations	1

# Offenses (Group "A") by Agency

2012

COUNTY

AGENCY

OFFENSE CATEGORY

OFFENSE

# OF OFFENSES

<u>Huntington PD</u>	<u>TOTAL</u>	<u>5,167</u>
<b>HOMICIDE OFFENSES</b>		<b>2</b>
Murder and Nonnegligent Manslaughter		2
<b>SEX OFFENSES, FORCIBLE</b>		<b>73</b>
Forcible Fondling		6
Forcible Rape		30
Sexual Assault With An Object		37
<b>ASSAULT OFFENSES</b>		<b>846</b>
Aggravated Assault		83
Intimidation		5
Simple Assault		758
<b>KIDNAPING/ABDUCTION</b>		<b>4</b>
Kidnaping/Abduction		4
<b>ROBBERY</b>		<b>132</b>
Robbery		132
<b>BURGLARY/BREAKING &amp; ENTERING</b>		<b>956</b>
Burglary/Breaking & Entering		956
<b>LARCENY/THEFT OFFENSES</b>		<b>1,785</b>
All Other Larceny		1,221
Purse-snatching		1
Shoplifting		76
Theft From Building		16
Theft From Motor Vehicle		459
Theft of Motor Vehicle Parts/Accessories		12
<b>MOTOR VEHICLE THEFT</b>		<b>139</b>
Motor Vehicle Theft		139
<b>ARSON</b>		<b>67</b>
Arson		67
<b>COUNTERFEITING/FORGERY</b>		<b>84</b>
Counterfeiting/Forgery		84
<b>DESTRUCTION/DAMAGE/VANDALISM OF PROPERTY</b>		<b>660</b>
Destruction/Damage/Vandalism of Property		660
<b>EMBEZZLEMENT</b>		<b>17</b>
Embezzlement		17
<b>FRAUD OFFENSES</b>		<b>152</b>
Credit Card/Automatic Teller Fraud		14
False Pretenses/Swindle/Confidence Game		116

# Offenses (Group "A") by Agency

2012

COUNTY

AGENCY

OFFENSE CATEGORY

OFFENSE

# OF OFFENSES

---

Impersonation	22
<b>STOLEN PROPERTY OFFENSES</b>	<b>1</b>
Stolen Property Offenses	1
<b>DRUG/NARCOTIC OFFENSES</b>	<b>198</b>
Drug/Narcotic Violations	198
<b>PROSTITUTION OFFENSES</b>	<b>43</b>
Prostitution	43
<b>WEAPON LAW VIOLATIONS</b>	<b>8</b>
Weapon Law Violations	8

# Offenses (Group "A") by Agency

2012

COUNTY

AGENCY

OFFENSE CATEGORY

OFFENSE

# OF OFFENSES

Huntington SP	TOTAL	1,236
<b>SEX OFFENSES, FORCIBLE</b>		<b>15</b>
Forcible Fondling		3
Sexual Assault With An Object		12
<b>SEX OFFENSES, NONFORCIBLE</b>		<b>1</b>
Statutory Rape		1
<b>ASSAULT OFFENSES</b>		<b>189</b>
Aggravated Assault		22
Intimidation		39
Simple Assault		130
<b>KIDNAPING/ABDUCTION</b>		<b>2</b>
Kidnaping/Abduction		2
<b>ROBBERY</b>		<b>5</b>
Robbery		5
<b>BURGLARY/BREAKING &amp; ENTERING</b>		<b>80</b>
Burglary/Breaking & Entering		80
<b>LARCENY/THEFT OFFENSES</b>		<b>528</b>
All Other Larceny		230
Purse-snatching		1
Shoplifting		272
Theft From Building		1
Theft From Motor Vehicle		23
Theft of Motor Vehicle Parts/Accessories		5
<b>MOTOR VEHICLE THEFT</b>		<b>28</b>
Motor Vehicle Theft		28
<b>ARSON</b>		<b>1</b>
Arson		1
<b>COUNTERFEITING/FORGERY</b>		<b>45</b>
Counterfeiting/Forgery		45
<b>DESTRUCTION/DAMAGE/VANDALISM OF PROPERTY</b>		<b>141</b>
Destruction/Damage/Vandalism of Property		141
<b>EMBEZZLEMENT</b>		<b>7</b>
Embezzlement		7
<b>FRAUD OFFENSES</b>		<b>50</b>
Credit Card/Automatic Teller Fraud		1
False Pretenses/Swindle/Confidence Game		36
Impersonation		13

# Offenses (Group "A") by Agency

2012

COUNTY

AGENCY

OFFENSE CATEGORY

OFFENSE

# OF OFFENSES

<b>STOLEN PROPERTY OFFENSES</b>	<b>6</b>
Stolen Property Offenses	6
<b>DRUG/NARCOTIC OFFENSES</b>	<b>120</b>
Drug Equipment Violations	9
Drug/Narcotic Violations	111
<b>PORNOGRAPHY/OBSCENE MATERIAL</b>	<b>2</b>
Pornography/Obscene Material	2
<b>WEAPON LAW VIOLATIONS</b>	<b>10</b>
Weapon Law Violations	10
<b>Marshall Univ Police</b>	<b>TOTAL</b>
	<b>172</b>
<b>ASSAULT OFFENSES</b>	<b>21</b>
Aggravated Assault	11
Intimidation	8
Simple Assault	2
<b>ROBBERY</b>	<b>1</b>
Robbery	1
<b>BURGLARY/BREAKING &amp; ENTERING</b>	<b>2</b>
Burglary/Breaking & Entering	2
<b>LARCENY/THEFT OFFENSES</b>	<b>86</b>
All Other Larceny	81
Shoplifting	3
Theft From Motor Vehicle	2
<b>COUNTERFEITING/FORGERY</b>	<b>1</b>
Counterfeiting/Forgery	1
<b>DESTRUCTION/DAMAGE/VANDALISM OF PROPERTY</b>	<b>38</b>
Destruction/Damage/Vandalism of Property	38
<b>FRAUD OFFENSES</b>	<b>1</b>
False Pretenses/Swindle/Confidence Game	1
<b>STOLEN PROPERTY OFFENSES</b>	<b>1</b>
Stolen Property Offenses	1
<b>DRUG/NARCOTIC OFFENSES</b>	<b>21</b>
Drug/Narcotic Violations	21

# Offenses (Group "A") by Agency

2012

COUNTY

AGENCY

OFFENSE CATEGORY

OFFENSE

# OF OFFENSES

<u>Milton PD</u>	<u>TOTAL</u>	<u>183</u>
<b>SEX OFFENSES, FORCIBLE</b>		<b>1</b>
Forcible Fondling		1
<b>ASSAULT OFFENSES</b>		<b>50</b>
Aggravated Assault		2
Intimidation		21
Simple Assault		27
<b>ROBBERY</b>		<b>1</b>
Robbery		1
<b>BURGLARY/BREAKING &amp; ENTERING</b>		<b>11</b>
Burglary/Breaking & Entering		11
<b>LARCENY/THEFT OFFENSES</b>		<b>58</b>
All Other Larceny		27
Pocket-picking		1
Shoplifting		14
Theft From Building		2
Theft From Motor Vehicle		14
<b>MOTOR VEHICLE THEFT</b>		<b>3</b>
Motor Vehicle Theft		3
<b>COUNTERFEITING/FORGERY</b>		<b>8</b>
Counterfeiting/Forgery		8
<b>DESTRUCTION/DAMAGE/VANDALISM OF PROPERTY</b>		<b>16</b>
Destruction/Damage/Vandalism of Property		16
<b>EMBEZZLEMENT</b>		<b>1</b>
Embezzlement		1
<b>FRAUD OFFENSES</b>		<b>1</b>
False Pretenses/Swindle/Confidence Game		1
<b>DRUG/NARCOTIC OFFENSES</b>		<b>25</b>
Drug Equipment Violations		2
Drug/Narcotic Violations		23
<b>WEAPON LAW VIOLATIONS</b>		<b>8</b>
Weapon Law Violations		8



# Offenses (Group "A") by Agency

2012

COUNTY

AGENCY

OFFENSE CATEGORY

OFFENSE

# OF OFFENSES

COUNTY	AGENCY	OFFENSE CATEGORY	OFFENSE	# OF OFFENSES
	tf	Huntington Drug & Vio Crime	TOTAL	56
		ASSAULT OFFENSES		1
		Aggravated Assault		1
		LARCENY/THEFT OFFENSES		1
		Theft From Building		1
		DESTRUCTION/DAMAGE/VANDALISM OF PROPERTY		1
		Destruction/Damage/Vandalism of Property		1
		DRUG/NARCOTIC OFFENSES		51
		Drug/Narcotic Violations		51
		WEAPON LAW VIOLATIONS		2
		Weapon Law Violations		2
Calhoun	County	TOTAL		216
	DNR - 6 - Calhoun	TOTAL		4
		ASSAULT OFFENSES		1
		Simple Assault		1
		WEAPON LAW VIOLATIONS		3
		Weapon Law Violations		3

# Offenses (Group "A") by Agency

2012

COUNTY

AGENCY

OFFENSE CATEGORY

OFFENSE

# OF OFFENSES

<u>Grantsville SP</u>	<u>TOTAL</u>	<u>212</u>
<b>HOMICIDE OFFENSES</b>		<b>1</b>
Murder and Nonnegligent Manslaughter		1
<b>SEX OFFENSES, FORCIBLE</b>		<b>6</b>
Forcible Fondling		1
Forcible Rape		3
Forcible Sodomy		1
Sexual Assault With An Object		1
<b>ASSAULT OFFENSES</b>		<b>48</b>
Aggravated Assault		11
Intimidation		8
Simple Assault		30
<b>ROBBERY</b>		<b>1</b>
Robbery		1
<b>BURGLARY/BREAKING &amp; ENTERING</b>		<b>14</b>
Burglary/Breaking & Entering		14
<b>LARCENY/THEFT OFFENSES</b>		<b>26</b>
All Other Larceny		18
Shoplifting		1
Theft From Coin Operated Machine or Device		1
Theft From Motor Vehicle		1
Theft of Motor Vehicle Parts/Accessories		5
<b>MOTOR VEHICLE THEFT</b>		<b>3</b>
Motor Vehicle Theft		3
<b>ARSON</b>		<b>8</b>
Arson		8
<b>COUNTERFEITING/FORGERY</b>		<b>2</b>
Counterfeiting/Forgery		2
<b>DESTRUCTION/DAMAGE/VANDALISM OF PROPERTY</b>		<b>43</b>
Destruction/Damage/Vandalism of Property		43
<b>FRAUD OFFENSES</b>		<b>2</b>
False Pretenses/Swindle/Confidence Game		2
<b>DRUG/NARCOTIC OFFENSES</b>		<b>55</b>
Drug Equipment Violations		5
Drug/Narcotic Violations		51
<b>WEAPON LAW VIOLATIONS</b>		<b>1</b>
Weapon Law Violations		1

# Offenses (Group "A") by Agency

---

2012

COUNTY

AGENCY

OFFENSE CATEGORY

OFFENSE

# OF OFFENSES

---

Clay	County TOTAL	199
------	--------------	-----

# Offenses (Group "A") by Agency

2012

COUNTY

AGENCY

OFFENSE CATEGORY

OFFENSE

# OF OFFENSES

Clay SP	TOTAL	199
<b>HOMICIDE OFFENSES</b>		<b>1</b>
Murder and Nonnegligent Manslaughter		1
<b>ASSAULT OFFENSES</b>		<b>49</b>
Aggravated Assault		10
Intimidation		8
Simple Assault		31
<b>KIDNAPING/ABDUCTION</b>		<b>1</b>
Kidnaping/Abduction		1
<b>ROBBERY</b>		<b>1</b>
Robbery		1
<b>BURGLARY/BREAKING &amp; ENTERING</b>		<b>27</b>
Burglary/Breaking & Entering		27
<b>LARCENY/THEFT OFFENSES</b>		<b>36</b>
All Other Larceny		21
Shoplifting		3
Theft From Motor Vehicle		6
Theft of Motor Vehicle Parts/Accessories		6
<b>MOTOR VEHICLE THEFT</b>		<b>9</b>
Motor Vehicle Theft		9
<b>COUNTERFEITING/FORGERY</b>		<b>3</b>
Counterfeiting/Forgery		3
<b>DESTRUCTION/DAMAGE/VANDALISM OF PROPERTY</b>		<b>19</b>
Destruction/Damage/Vandalism of Property		19
<b>FRAUD OFFENSES</b>		<b>5</b>
Credit Card/Automatic Teller Fraud		2
False Pretenses/Swindle/Confidence Game		3
<b>STOLEN PROPERTY OFFENSES</b>		<b>1</b>
Stolen Property Offenses		1
<b>DRUG/NARCOTIC OFFENSES</b>		<b>40</b>
Drug Equipment Violations		2
Drug/Narcotic Violations		38
<b>PORNOGRAPHY/OBSCENE MATERIAL</b>		<b>1</b>
Pornography/Obscene Material		1
<b>WEAPON LAW VIOLATIONS</b>		<b>6</b>
Weapon Law Violations		6

# Offenses (Group "A") by Agency

2012

COUNTY

AGENCY

OFFENSE CATEGORY

OFFENSE

# OF OFFENSES

**Doddridge County TOTAL 208**

<u>Doddridge Co SO</u>	<u>TOTAL</u>	<u>107</u>
<b>HOMICIDE OFFENSES</b>		<b>1</b>
Murder and Nonnegligent Manslaughter		1
<b>SEX OFFENSES, FORCIBLE</b>		<b>1</b>
Forcible Fondling		1
<b>ASSAULT OFFENSES</b>		<b>45</b>
Aggravated Assault		9
Intimidation		14
Simple Assault		22
<b>BURGLARY/BREAKING &amp; ENTERING</b>		<b>13</b>
Burglary/Breaking & Entering		13
<b>LARCENY/THEFT OFFENSES</b>		<b>16</b>
All Other Larceny		9
Pocket-picking		1
Shoplifting		1
Theft From Building		3
Theft From Motor Vehicle		2
<b>MOTOR VEHICLE THEFT</b>		<b>3</b>
Motor Vehicle Theft		3
<b>ARSON</b>		<b>1</b>
Arson		1
<b>COUNTERFEITING/FORGERY</b>		<b>3</b>
Counterfeiting/Forgery		3
<b>DESTRUCTION/DAMAGE/VANDALISM OF PROPERTY</b>		<b>16</b>
Destruction/Damage/Vandalism of Property		16
<b>EMBEZZLEMENT</b>		<b>1</b>
Embezzlement		1
<b>FRAUD OFFENSES</b>		<b>2</b>
False Pretenses/Swindle/Confidence Game		2
<b>STOLEN PROPERTY OFFENSES</b>		<b>1</b>
Stolen Property Offenses		1
<b>DRUG/NARCOTIC OFFENSES</b>		<b>2</b>
Drug/Narcotic Violations		2
<b>WEAPON LAW VIOLATIONS</b>		<b>2</b>
Weapon Law Violations		2

# Offenses (Group "A") by Agency

2012

COUNTY

AGENCY

OFFENSE CATEGORY

OFFENSE

# OF OFFENSES

West Union PD	TOTAL	12
<b>ASSAULT OFFENSES</b>		<b>1</b>
Simple Assault		1
<b>BURGLARY/BREAKING &amp; ENTERING</b>		<b>4</b>
Burglary/Breaking & Entering		4
<b>LARCENY/THEFT OFFENSES</b>		<b>2</b>
All Other Larceny		2
<b>COUNTERFEITING/FORGERY</b>		<b>2</b>
Counterfeiting/Forgery		2
<b>DESTRUCTION/DAMAGE/VANDALISM OF PROPERTY</b>		<b>3</b>
Destruction/Damage/Vandalism of Property		3

# Offenses (Group "A") by Agency

2012

COUNTY

AGENCY

OFFENSE CATEGORY

OFFENSE

# OF OFFENSES

<u>West Union SP</u>	<u>TOTAL</u>	<u>89</u>
<b>SEX OFFENSES, FORCIBLE</b>		<b>3</b>
Forcible Fondling		1
Sexual Assault With An Object		2
<b>ASSAULT OFFENSES</b>		<b>24</b>
Aggravated Assault		9
Intimidation		2
Simple Assault		13
<b>BURGLARY/BREAKING &amp; ENTERING</b>		<b>8</b>
Burglary/Breaking & Entering		8
<b>LARCENY/THEFT OFFENSES</b>		<b>21</b>
All Other Larceny		9
Purse-snatching		1
Theft From Building		9
Theft From Motor Vehicle		1
Theft of Motor Vehicle Parts/Accessories		1
<b>MOTOR VEHICLE THEFT</b>		<b>1</b>
Motor Vehicle Theft		1
<b>ARSON</b>		<b>1</b>
Arson		1
<b>COUNTERFEITING/FORGERY</b>		<b>2</b>
Counterfeiting/Forgery		2
<b>DESTRUCTION/DAMAGE/VANDALISM OF PROPERTY</b>		<b>13</b>
Destruction/Damage/Vandalism of Property		13
<b>FRAUD OFFENSES</b>		<b>6</b>
False Pretenses/Swindle/Confidence Game		4
Impersonation		2
<b>DRUG/NARCOTIC OFFENSES</b>		<b>9</b>
Drug/Narcotic Violations		9
<b>PORNOGRAPHY/OBSCENE MATERIAL</b>		<b>1</b>
Pornography/Obscene Material		1
<b>Fayette</b>	<b>County TOTAL</b>	<b>2500</b>
<u>DNR - 4 - Fayette</u>	<u>TOTAL</u>	<u>1</u>
<b>STOLEN PROPERTY OFFENSES</b>		<b>1</b>
Stolen Property Offenses		1

# Offenses (Group "A") by Agency

2012

COUNTY

AGENCY

OFFENSE CATEGORY

OFFENSE

# OF OFFENSES

<u>Fayette Co SO</u>	<u>TOTAL</u>	<u>1,171</u>
<b>HOMICIDE OFFENSES</b>		<b>3</b>
Murder and Nonnegligent Manslaughter		3
<b>SEX OFFENSES, FORCIBLE</b>		<b>17</b>
Forcible Fondling		7
Forcible Rape		2
Sexual Assault With An Object		8
<b>ASSAULT OFFENSES</b>		<b>300</b>
Aggravated Assault		50
Intimidation		53
Simple Assault		213
<b>KIDNAPING/ABDUCTION</b>		<b>1</b>
Kidnaping/Abduction		1
<b>ROBBERY</b>		<b>18</b>
Robbery		18
<b>BURGLARY/BREAKING &amp; ENTERING</b>		<b>217</b>
Burglary/Breaking & Entering		217
<b>LARCENY/THEFT OFFENSES</b>		<b>284</b>
All Other Larceny		102
Purse-snatching		4
Shoplifting		6
Theft From Building		95
Theft From Motor Vehicle		65
Theft of Motor Vehicle Parts/Accessories		13
<b>MOTOR VEHICLE THEFT</b>		<b>31</b>
Motor Vehicle Theft		31
<b>ARSON</b>		<b>4</b>
Arson		4
<b>COUNTERFEITING/FORGERY</b>		<b>18</b>
Counterfeiting/Forgery		18
<b>DESTRUCTION/DAMAGE/VANDALISM OF PROPERTY</b>		<b>183</b>
Destruction/Damage/Vandalism of Property		183
<b>EMBEZZLEMENT</b>		<b>1</b>
Embezzlement		1
<b>EXTORTION/BLACKMAIL</b>		<b>1</b>
Extortion/Blackmail		1
<b>FRAUD OFFENSES</b>		<b>34</b>



# Offenses (Group "A") by Agency

2012

COUNTY

AGENCY

OFFENSE CATEGORY

OFFENSE

# OF OFFENSES

---

Credit Card/Automatic Teller Fraud	7
False Pretenses/Swindle/Confidence Game	26
Wire Fraud	1
<b>STOLEN PROPERTY OFFENSES</b>	<b>7</b>
Stolen Property Offenses	7
<b>DRUG/NARCOTIC OFFENSES</b>	<b>18</b>
Drug/Narcotic Violations	18
<b>PORNOGRAPHY/OBSCENE MATERIAL</b>	<b>3</b>
Pornography/Obscene Material	3
<b>WEAPON LAW VIOLATIONS</b>	<b>14</b>
Weapon Law Violations	14

# Offenses (Group "A") by Agency

2012

COUNTY

AGENCY

OFFENSE CATEGORY

OFFENSE

# OF OFFENSES

<u>Fayetteville PD</u>	<u>TOTAL</u>	<u>261</u>
<b>ASSAULT OFFENSES</b>		<b>12</b>
Aggravated Assault		1
Intimidation		6
Simple Assault		5
<b>BURGLARY/BREAKING &amp; ENTERING</b>		<b>11</b>
Burglary/Breaking & Entering		11
<b>LARCENY/THEFT OFFENSES</b>		<b>199</b>
All Other Larceny		11
Shoplifting		147
Theft From Building		25
Theft From Motor Vehicle		13
Theft of Motor Vehicle Parts/Accessories		3
<b>MOTOR VEHICLE THEFT</b>		<b>2</b>
Motor Vehicle Theft		2
<b>COUNTERFEITING/FORGERY</b>		<b>4</b>
Counterfeiting/Forgery		4
<b>DESTRUCTION/DAMAGE/VANDALISM OF PROPERTY</b>		<b>27</b>
Destruction/Damage/Vandalism of Property		27
<b>EMBEZZLEMENT</b>		<b>1</b>
Embezzlement		1
<b>FRAUD OFFENSES</b>		<b>1</b>
False Pretenses/Swindle/Confidence Game		1
<b>DRUG/NARCOTIC OFFENSES</b>		<b>3</b>
Drug/Narcotic Violations		3
<b>WEAPON LAW VIOLATIONS</b>		<b>1</b>
Weapon Law Violations		1
<u>Gauley Bridge PD</u>	<u>TOTAL</u>	<u>2</u>
<b>ASSAULT OFFENSES</b>		<b>1</b>
Intimidation		1
<b>BURGLARY/BREAKING &amp; ENTERING</b>		<b>1</b>
Burglary/Breaking & Entering		1

# Offenses (Group "A") by Agency

2012

COUNTY

AGENCY

OFFENSE CATEGORY

OFFENSE

# OF OFFENSES

Gauley Bridge SP	TOTAL	112
<b>ASSAULT OFFENSES</b>		<b>17</b>
Aggravated Assault		7
Simple Assault		10
<b>ROBBERY</b>		<b>1</b>
Robbery		1
<b>BURGLARY/BREAKING &amp; ENTERING</b>		<b>9</b>
Burglary/Breaking & Entering		9
<b>LARCENY/THEFT OFFENSES</b>		<b>39</b>
All Other Larceny		31
Theft From Building		2
Theft of Motor Vehicle Parts/Accessories		6
<b>MOTOR VEHICLE THEFT</b>		<b>4</b>
Motor Vehicle Theft		4
<b>COUNTERFEITING/FORGERY</b>		<b>7</b>
Counterfeiting/Forgery		7
<b>DESTRUCTION/DAMAGE/VANDALISM OF PROPERTY</b>		<b>12</b>
Destruction/Damage/Vandalism of Property		12
<b>EMBEZZLEMENT</b>		<b>1</b>
Embezzlement		1
<b>FRAUD OFFENSES</b>		<b>10</b>
Credit Card/Automatic Teller Fraud		2
False Pretenses/Swindle/Confidence Game		7
Impersonation		1
<b>DRUG/NARCOTIC OFFENSES</b>		<b>11</b>
Drug/Narcotic Violations		11
<b>PORNOGRAPHY/OBSCENE MATERIAL</b>		<b>1</b>
Pornography/Obscene Material		1

# Offenses (Group "A") by Agency

2012

COUNTY

AGENCY

OFFENSE CATEGORY

OFFENSE

# OF OFFENSES

<u>Mount Hope PD</u>	<u>TOTAL</u>	<u>75</u>
<b>ASSAULT OFFENSES</b>		<b>16</b>
Aggravated Assault		1
Intimidation		1
Simple Assault		14
<b>ROBBERY</b>		<b>1</b>
Robbery		1
<b>BURGLARY/BREAKING &amp; ENTERING</b>		<b>11</b>
Burglary/Breaking & Entering		11
<b>LARCENY/THEFT OFFENSES</b>		<b>19</b>
All Other Larceny		10
Shoplifting		5
Theft From Building		2
Theft From Motor Vehicle		2
<b>MOTOR VEHICLE THEFT</b>		<b>1</b>
Motor Vehicle Theft		1
<b>COUNTERFEITING/FORGERY</b>		<b>3</b>
Counterfeiting/Forgery		3
<b>DESTRUCTION/DAMAGE/VANDALISM OF PROPERTY</b>		<b>13</b>
Destruction/Damage/Vandalism of Property		13
<b>FRAUD OFFENSES</b>		<b>4</b>
False Pretenses/Swindle/Confidence Game		4
<b>DRUG/NARCOTIC OFFENSES</b>		<b>6</b>
Drug/Narcotic Violations		6
<b>WEAPON LAW VIOLATIONS</b>		<b>1</b>
Weapon Law Violations		1

# Offenses (Group "A") by Agency

2012

COUNTY

AGENCY

OFFENSE CATEGORY

OFFENSE

# OF OFFENSES

Oak Hill PD	TOTAL	356
<b>SEX OFFENSES, FORCIBLE</b>		<b>1</b>
Forcible Rape		1
<b>SEX OFFENSES, NONFORCIBLE</b>		<b>1</b>
Statutory Rape		1
<b>ASSAULT OFFENSES</b>		<b>63</b>
Aggravated Assault		8
Intimidation		1
Simple Assault		55
<b>BURGLARY/BREAKING &amp; ENTERING</b>		<b>53</b>
Burglary/Breaking & Entering		53
<b>LARCENY/THEFT OFFENSES</b>		<b>141</b>
All Other Larceny		69
Shoplifting		40
Theft From Building		1
Theft From Coin Operated Machine or Device		1
Theft From Motor Vehicle		29
Theft of Motor Vehicle Parts/Accessories		1
<b>MOTOR VEHICLE THEFT</b>		<b>6</b>
Motor Vehicle Theft		6
<b>DESTRUCTION/DAMAGE/VANDALISM OF PROPERTY</b>		<b>59</b>
Destruction/Damage/Vandalism of Property		59
<b>EMBEZZLEMENT</b>		<b>1</b>
Embezzlement		1
<b>FRAUD OFFENSES</b>		<b>7</b>
Credit Card/Automatic Teller Fraud		2
False Pretenses/Swindle/Confidence Game		5
<b>STOLEN PROPERTY OFFENSES</b>		<b>5</b>
Stolen Property Offenses		5
<b>DRUG/NARCOTIC OFFENSES</b>		<b>11</b>
Drug Equipment Violations		5
Drug/Narcotic Violations		8
<b>WEAPON LAW VIOLATIONS</b>		<b>5</b>
Weapon Law Violations		5

# Offenses (Group "A") by Agency

2012

COUNTY

AGENCY

OFFENSE CATEGORY

OFFENSE

# OF OFFENSES

Oak Hill SP	TOTAL	475
<b>SEX OFFENSES, FORCIBLE</b>		<b>4</b>
Forcible Fondling		2
Forcible Sodomy		2
<b>ASSAULT OFFENSES</b>		<b>84</b>
Aggravated Assault		15
Intimidation		25
Simple Assault		45
<b>ROBBERY</b>		<b>5</b>
Robbery		5
<b>BURGLARY/BREAKING &amp; ENTERING</b>		<b>38</b>
Burglary/Breaking & Entering		38
<b>LARCENY/THEFT OFFENSES</b>		<b>117</b>
All Other Larceny		65
Shoplifting		5
Theft From Building		21
Theft From Motor Vehicle		26
<b>MOTOR VEHICLE THEFT</b>		<b>8</b>
Motor Vehicle Theft		8
<b>COUNTERFEITING/FORGERY</b>		<b>17</b>
Counterfeiting/Forgery		17
<b>DESTRUCTION/DAMAGE/VANDALISM OF PROPERTY</b>		<b>44</b>
Destruction/Damage/Vandalism of Property		44
<b>FRAUD OFFENSES</b>		<b>15</b>
Credit Card/Automatic Teller Fraud		1
False Pretenses/Swindle/Confidence Game		9
Impersonation		5
<b>STOLEN PROPERTY OFFENSES</b>		<b>3</b>
Stolen Property Offenses		3
<b>DRUG/NARCOTIC OFFENSES</b>		<b>124</b>
Drug Equipment Violations		2
Drug/Narcotic Violations		122
<b>PORNOGRAPHY/OBSCENE MATERIAL</b>		<b>1</b>
Pornography/Obscene Material		1
<b>PROSTITUTION OFFENSES</b>		<b>1</b>
Prostitution		1
<b>WEAPON LAW VIOLATIONS</b>		<b>13</b>

# Offenses (Group "A") by Agency

2012

COUNTY

AGENCY

OFFENSE CATEGORY

OFFENSE

# OF OFFENSES

COUNTY	AGENCY	OFFENSE CATEGORY	OFFENSE	# OF OFFENSES
			Weapon Law Violations	13
	<b>Turnpike - Fayette</b>	<b>TOTAL</b>		<b>21</b>
		<b>STOLEN PROPERTY OFFENSES</b>		<b>1</b>
		Stolen Property Offenses		1
		<b>DRUG/NARCOTIC OFFENSES</b>		<b>20</b>
		Drug/Narcotic Violations		20
	<b>WVU Tech-Security</b>	<b>TOTAL</b>		<b>26</b>
		<b>SEX OFFENSES, FORCIBLE</b>		<b>2</b>
		Forcible Rape		2
		<b>ASSAULT OFFENSES</b>		<b>1</b>
		Intimidation		1
		<b>LARCENY/THEFT OFFENSES</b>		<b>15</b>
		All Other Larceny		12
		Theft From Building		1
		Theft From Motor Vehicle		2
		<b>DESTRUCTION/DAMAGE/VANDALISM OF PROPERTY</b>		<b>7</b>
		Destruction/Damage/Vandalism of Property		7
		<b>DRUG/NARCOTIC OFFENSES</b>		<b>1</b>
		Drug/Narcotic Violations		1
<b>Gilmer</b>	<b>County</b>	<b>TOTAL</b>		<b>183</b>

# Offenses (Group "A") by Agency

2012

COUNTY

AGENCY

OFFENSE CATEGORY

OFFENSE

# OF OFFENSES

<u>Glenville PD</u>	<u>TOTAL</u>	<u>35</u>
<b>SEX OFFENSES, FORCIBLE</b>		<b>1</b>
Forcible Fondling		1
<b>ASSAULT OFFENSES</b>		<b>8</b>
Intimidation		1
Simple Assault		7
<b>BURGLARY/BREAKING &amp; ENTERING</b>		<b>3</b>
Burglary/Breaking & Entering		3
<b>LARCENY/THEFT OFFENSES</b>		<b>15</b>
All Other Larceny		5
Pocket-picking		1
Purse-snatching		1
Shoplifting		2
Theft From Building		2
Theft From Motor Vehicle		4
<b>DESTRUCTION/DAMAGE/VANDALISM OF PROPERTY</b>		<b>1</b>
Destruction/Damage/Vandalism of Property		1
<b>DRUG/NARCOTIC OFFENSES</b>		<b>7</b>
Drug/Narcotic Violations		7



# Offenses (Group "A") by Agency

2012

COUNTY

AGENCY

OFFENSE CATEGORY

OFFENSE

# OF OFFENSES

Glenville SP	TOTAL	148
<b>SEX OFFENSES, FORCIBLE</b>		<b>6</b>
Forcible Fondling		5
Sexual Assault With An Object		1
<b>SEX OFFENSES, NONFORCIBLE</b>		<b>2</b>
Incest		1
Statutory Rape		1
<b>ASSAULT OFFENSES</b>		<b>50</b>
Aggravated Assault		5
Intimidation		30
Simple Assault		16
<b>BURGLARY/BREAKING &amp; ENTERING</b>		<b>5</b>
Burglary/Breaking & Entering		5
<b>LARCENY/THEFT OFFENSES</b>		<b>24</b>
All Other Larceny		18
Shoplifting		1
Theft From Motor Vehicle		2
Theft of Motor Vehicle Parts/Accessories		3
<b>MOTOR VEHICLE THEFT</b>		<b>3</b>
Motor Vehicle Theft		3
<b>COUNTERFEITING/FORGERY</b>		<b>2</b>
Counterfeiting/Forgery		2
<b>DESTRUCTION/DAMAGE/VANDALISM OF PROPERTY</b>		<b>11</b>
Destruction/Damage/Vandalism of Property		11
<b>FRAUD OFFENSES</b>		<b>4</b>
False Pretenses/Swindle/Confidence Game		3
Impersonation		1
<b>DRUG/NARCOTIC OFFENSES</b>		<b>37</b>
Drug Equipment Violations		1
Drug/Narcotic Violations		37
<b>WEAPON LAW VIOLATIONS</b>		<b>2</b>
Weapon Law Violations		2
<b>Grant County TOTAL</b>		<b>318</b>

# Offenses (Group "A") by Agency

2012

COUNTY

AGENCY

OFFENSE CATEGORY

OFFENSE

# OF OFFENSES

Grant Co SO	TOTAL	66
<b>SEX OFFENSES, FORCIBLE</b>		<b>1</b>
Forcible Rape		1
<b>ASSAULT OFFENSES</b>		<b>23</b>
Aggravated Assault		4
Intimidation		4
Simple Assault		15
<b>BURGLARY/BREAKING &amp; ENTERING</b>		<b>9</b>
Burglary/Breaking & Entering		9
<b>LARCENY/THEFT OFFENSES</b>		<b>6</b>
All Other Larceny		2
Theft From Building		4
<b>COUNTERFEITING/FORGERY</b>		<b>1</b>
Counterfeiting/Forgery		1
<b>DESTRUCTION/DAMAGE/VANDALISM OF PROPERTY</b>		<b>8</b>
Destruction/Damage/Vandalism of Property		8
<b>FRAUD OFFENSES</b>		<b>3</b>
False Pretenses/Swindle/Confidence Game		1
Impersonation		2
<b>DRUG/NARCOTIC OFFENSES</b>		<b>12</b>
Drug/Narcotic Violations		12
<b>WEAPON LAW VIOLATIONS</b>		<b>3</b>
Weapon Law Violations		3

# Offenses (Group "A") by Agency

2012

COUNTY

AGENCY

OFFENSE CATEGORY

OFFENSE

# OF OFFENSES

<u>Petersburg SP</u>	<u>TOTAL</u>	<u>168</u>
<b>SEX OFFENSES, FORCIBLE</b>		<b>7</b>
Forcible Fondling		3
Forcible Rape		2
Sexual Assault With An Object		2
<b>SEX OFFENSES, NONFORCIBLE</b>		<b>1</b>
Incest		1
<b>ASSAULT OFFENSES</b>		<b>54</b>
Aggravated Assault		5
Intimidation		17
Simple Assault		33
<b>KIDNAPING/ABDUCTION</b>		<b>1</b>
Kidnaping/Abduction		1
<b>BURGLARY/BREAKING &amp; ENTERING</b>		<b>18</b>
Burglary/Breaking & Entering		18
<b>LARCENY/THEFT OFFENSES</b>		<b>27</b>
All Other Larceny		18
Shoplifting		2
Theft From Motor Vehicle		3
Theft of Motor Vehicle Parts/Accessories		4
<b>MOTOR VEHICLE THEFT</b>		<b>5</b>
Motor Vehicle Theft		5
<b>COUNTERFEITING/FORGERY</b>		<b>3</b>
Counterfeiting/Forgery		3
<b>DESTRUCTION/DAMAGE/VANDALISM OF PROPERTY</b>		<b>25</b>
Destruction/Damage/Vandalism of Property		25
<b>FRAUD OFFENSES</b>		<b>9</b>
False Pretenses/Swindle/Confidence Game		8
Impersonation		1
<b>DRUG/NARCOTIC OFFENSES</b>		<b>13</b>
Drug Equipment Violations		1
Drug/Narcotic Violations		12
<b>WEAPON LAW VIOLATIONS</b>		<b>4</b>
Weapon Law Violations		4

# Offenses (Group "A") by Agency

2012

COUNTY

AGENCY

OFFENSE CATEGORY

OFFENSE

# OF OFFENSES

COUNTY	AGENCY	OFFENSE CATEGORY	OFFENSE	# OF OFFENSES
tf Potomac Highland Drug & Vio		<b>TOTAL</b>		<b>84</b>
		<b>DRUG/NARCOTIC OFFENSES</b>		<b>83</b>
		Drug/Narcotic Violations		83
		<b>WEAPON LAW VIOLATIONS</b>		<b>1</b>
		Weapon Law Violations		1
<b>Greenbrier</b>	<b>County</b>	<b>TOTAL</b>		<b>1095</b>
DNR - 4 - Greenbrier		<b>TOTAL</b>		<b>1</b>
		<b>DRUG/NARCOTIC OFFENSES</b>		<b>1</b>
		Drug/Narcotic Violations		1
Greenbrier Co SO		<b>TOTAL</b>		<b>216</b>
		<b>SEX OFFENSES, FORCIBLE</b>		<b>4</b>
		Forcible Rape		2
		Forcible Sodomy		2
		<b>ASSAULT OFFENSES</b>		<b>67</b>
		Aggravated Assault		4
		Intimidation		4
		Simple Assault		59
		<b>BURGLARY/BREAKING &amp; ENTERING</b>		<b>23</b>
		Burglary/Breaking & Entering		23
		<b>LARCENY/THEFT OFFENSES</b>		<b>63</b>
		All Other Larceny		51
		Shoplifting		10
		Theft From Building		1
		Theft From Motor Vehicle		1
		<b>MOTOR VEHICLE THEFT</b>		<b>8</b>
		Motor Vehicle Theft		8
		<b>ARSON</b>		<b>2</b>
		Arson		2
		<b>COUNTERFEITING/FORGERY</b>		<b>3</b>
		Counterfeiting/Forgery		3
		<b>DESTRUCTION/DAMAGE/VANDALISM OF PROPERTY</b>		<b>25</b>
		Destruction/Damage/Vandalism of Property		25
<b>DRUG/NARCOTIC OFFENSES</b>		<b>19</b>		
Drug/Narcotic Violations		19		
<b>WEAPON LAW VIOLATIONS</b>		<b>2</b>		
Weapon Law Violations		2		

# Offenses (Group "A") by Agency

2012

COUNTY

AGENCY

OFFENSE CATEGORY

OFFENSE

# OF OFFENSES

<u>Lewisburg PD</u>	<u>TOTAL</u>	<u>351</u>
<b>SEX OFFENSES, FORCIBLE</b>		<b>2</b>
Forcible Rape		2
<b>ASSAULT OFFENSES</b>		<b>70</b>
Aggravated Assault		7
Intimidation		13
Simple Assault		50
<b>BURGLARY/BREAKING &amp; ENTERING</b>		<b>6</b>
Burglary/Breaking & Entering		6
<b>LARCENY/THEFT OFFENSES</b>		<b>147</b>
All Other Larceny		8
Pocket-picking		1
Purse-snatching		1
Shoplifting		81
Theft From Building		34
Theft From Motor Vehicle		20
Theft of Motor Vehicle Parts/Accessories		2
<b>MOTOR VEHICLE THEFT</b>		<b>7</b>
Motor Vehicle Theft		7
<b>COUNTERFEITING/FORGERY</b>		<b>15</b>
Counterfeiting/Forgery		15
<b>DESTRUCTION/DAMAGE/VANDALISM OF PROPERTY</b>		<b>33</b>
Destruction/Damage/Vandalism of Property		33
<b>EMBEZZLEMENT</b>		<b>5</b>
Embezzlement		5
<b>FRAUD OFFENSES</b>		<b>40</b>
False Pretenses/Swindle/Confidence Game		38
Impersonation		2
<b>DRUG/NARCOTIC OFFENSES</b>		<b>23</b>
Drug/Narcotic Violations		23
<b>WEAPON LAW VIOLATIONS</b>		<b>3</b>
Weapon Law Violations		3

# Offenses (Group "A") by Agency

2012

COUNTY

AGENCY

OFFENSE CATEGORY

OFFENSE

# OF OFFENSES

<u>Lewisburg SP</u>	<u>TOTAL</u>	<u>280</u>
<b>SEX OFFENSES, FORCIBLE</b>		<b>6</b>
Forcible Fondling		3
Forcible Rape		2
Forcible Sodomy		1
<b>ASSAULT OFFENSES</b>		<b>58</b>
Aggravated Assault		10
Intimidation		13
Simple Assault		35
<b>BURGLARY/BREAKING &amp; ENTERING</b>		<b>26</b>
Burglary/Breaking & Entering		26
<b>LARCENY/THEFT OFFENSES</b>		<b>86</b>
All Other Larceny		53
Purse-snatching		1
Shoplifting		27
Theft From Motor Vehicle		4
Theft of Motor Vehicle Parts/Accessories		1
<b>MOTOR VEHICLE THEFT</b>		<b>4</b>
Motor Vehicle Theft		4
<b>ARSON</b>		<b>2</b>
Arson		2
<b>COUNTERFEITING/FORGERY</b>		<b>8</b>
Counterfeiting/Forgery		8
<b>DESTRUCTION/DAMAGE/VANDALISM OF PROPERTY</b>		<b>33</b>
Destruction/Damage/Vandalism of Property		33
<b>EMBEZZLEMENT</b>		<b>2</b>
Embezzlement		2
<b>FRAUD OFFENSES</b>		<b>20</b>
Credit Card/Automatic Teller Fraud		1
False Pretenses/Swindle/Confidence Game		16
Impersonation		3
<b>STOLEN PROPERTY OFFENSES</b>		<b>3</b>
Stolen Property Offenses		3
<b>DRUG/NARCOTIC OFFENSES</b>		<b>29</b>
Drug/Narcotic Violations		29
<b>WEAPON LAW VIOLATIONS</b>		<b>3</b>
Weapon Law Violations		3

# Offenses (Group "A") by Agency

2012

COUNTY

AGENCY

OFFENSE CATEGORY

OFFENSE

# OF OFFENSES

<u>Rainelle PD</u>	<u>TOTAL</u>	<u>4</u>
<b>LARCENY/THEFT OFFENSES</b>		<b>1</b>
Shoplifting		1
<b>MOTOR VEHICLE THEFT</b>		<b>1</b>
Motor Vehicle Theft		1
<b>DESTRUCTION/DAMAGE/VANDALISM OF PROPERTY</b>		<b>1</b>
Destruction/Damage/Vandalism of Property		1
<b>FRAUD OFFENSES</b>		<b>1</b>
False Pretenses/Swindle/Confidence Game		1

# Offenses (Group "A") by Agency

2012

COUNTY

AGENCY

OFFENSE CATEGORY

OFFENSE

# OF OFFENSES

<u>Rainelle SP</u>	<u>TOTAL</u>	<u>191</u>
<b>HOMICIDE OFFENSES</b>		<b>1</b>
Murder and Nonnegligent Manslaughter		1
<b>SEX OFFENSES, NONFORCIBLE</b>		<b>1</b>
Statutory Rape		1
<b>ASSAULT OFFENSES</b>		<b>25</b>
Aggravated Assault		4
Intimidation		4
Simple Assault		17
<b>BURGLARY/BREAKING &amp; ENTERING</b>		<b>30</b>
Burglary/Breaking & Entering		30
<b>LARCENY/THEFT OFFENSES</b>		<b>60</b>
All Other Larceny		52
Shoplifting		4
Theft From Motor Vehicle		2
Theft of Motor Vehicle Parts/Accessories		2
<b>MOTOR VEHICLE THEFT</b>		<b>7</b>
Motor Vehicle Theft		7
<b>ARSON</b>		<b>2</b>
Arson		2
<b>COUNTERFEITING/FORGERY</b>		<b>8</b>
Counterfeiting/Forgery		8
<b>DESTRUCTION/DAMAGE/VANDALISM OF PROPERTY</b>		<b>25</b>
Destruction/Damage/Vandalism of Property		25
<b>FRAUD OFFENSES</b>		<b>6</b>
Credit Card/Automatic Teller Fraud		2
False Pretenses/Swindle/Confidence Game		3
Impersonation		1
<b>DRUG/NARCOTIC OFFENSES</b>		<b>22</b>
Drug Equipment Violations		3
Drug/Narcotic Violations		19
<b>WEAPON LAW VIOLATIONS</b>		<b>4</b>
Weapon Law Violations		4



# Offenses (Group "A") by Agency

2012

COUNTY

AGENCY

OFFENSE CATEGORY

OFFENSE

# OF OFFENSES

<u>Ronceverte PD</u>	<u>TOTAL</u>	<u>43</u>
<b>SEX OFFENSES, FORCIBLE</b>		<b>1</b>
Forcible Fondling		1
<b>ASSAULT OFFENSES</b>		<b>15</b>
Intimidation		2
Simple Assault		13
<b>BURGLARY/BREAKING &amp; ENTERING</b>		<b>5</b>
Burglary/Breaking & Entering		5
<b>LARCENY/THEFT OFFENSES</b>		<b>8</b>
All Other Larceny		3
Theft From Building		3
Theft of Motor Vehicle Parts/Accessories		2
<b>MOTOR VEHICLE THEFT</b>		<b>1</b>
Motor Vehicle Theft		1
<b>COUNTERFEITING/FORGERY</b>		<b>1</b>
Counterfeiting/Forgery		1
<b>DESTRUCTION/DAMAGE/VANDALISM OF PROPERTY</b>		<b>8</b>
Destruction/Damage/Vandalism of Property		8
<b>FRAUD OFFENSES</b>		<b>3</b>
False Pretenses/Swindle/Confidence Game		3
<b>DRUG/NARCOTIC OFFENSES</b>		<b>1</b>
Drug/Narcotic Violations		1
<u>White Sulphur Springs PD</u>	<u>TOTAL</u>	<u>9</u>
<b>ASSAULT OFFENSES</b>		<b>3</b>
Simple Assault		3
<b>BURGLARY/BREAKING &amp; ENTERING</b>		<b>1</b>
Burglary/Breaking & Entering		1
<b>DESTRUCTION/DAMAGE/VANDALISM OF PROPERTY</b>		<b>3</b>
Destruction/Damage/Vandalism of Property		3
<b>FRAUD OFFENSES</b>		<b>1</b>
False Pretenses/Swindle/Confidence Game		1
<b>DRUG/NARCOTIC OFFENSES</b>		<b>1</b>
Drug/Narcotic Violations		1
<b>Hampshire County TOTAL</b>		<b>813</b>

# Offenses (Group "A") by Agency

2012

COUNTY

AGENCY

OFFENSE CATEGORY

OFFENSE

# OF OFFENSES

---

<u>DNR - 2 - Hampshire</u>	<u>TOTAL</u>	<u>3</u>
<b>DRUG/NARCOTIC OFFENSES</b>		<b>1</b>
Drug/Narcotic Violations		1
<b>WEAPON LAW VIOLATIONS</b>		<b>2</b>
Weapon Law Violations		2

# Offenses (Group "A") by Agency

2012

COUNTY

AGENCY

OFFENSE CATEGORY

OFFENSE

# OF OFFENSES

<u>Hampshire Co SO</u>	<u>TOTAL</u>	<u>386</u>
<b>SEX OFFENSES, FORCIBLE</b>		<b>5</b>
Forcible Fondling		3
Forcible Rape		2
<b>SEX OFFENSES, NONFORCIBLE</b>		<b>1</b>
Incest		1
<b>ASSAULT OFFENSES</b>		<b>132</b>
Aggravated Assault		78
Intimidation		33
Simple Assault		22
<b>ROBBERY</b>		<b>1</b>
Robbery		1
<b>BURGLARY/BREAKING &amp; ENTERING</b>		<b>56</b>
Burglary/Breaking & Entering		56
<b>LARCENY/THEFT OFFENSES</b>		<b>78</b>
All Other Larceny		39
Shoplifting		1
Theft From Building		25
Theft From Motor Vehicle		11
Theft of Motor Vehicle Parts/Accessories		2
<b>MOTOR VEHICLE THEFT</b>		<b>9</b>
Motor Vehicle Theft		9
<b>ARSON</b>		<b>2</b>
Arson		2
<b>COUNTERFEITING/FORGERY</b>		<b>6</b>
Counterfeiting/Forgery		6
<b>DESTRUCTION/DAMAGE/VANDALISM OF PROPERTY</b>		<b>40</b>
Destruction/Damage/Vandalism of Property		40
<b>FRAUD OFFENSES</b>		<b>11</b>
Credit Card/Automatic Teller Fraud		5
False Pretenses/Swindle/Confidence Game		5
Impersonation		1
<b>STOLEN PROPERTY OFFENSES</b>		<b>4</b>
Stolen Property Offenses		4
<b>DRUG/NARCOTIC OFFENSES</b>		<b>27</b>
Drug Equipment Violations		4
Drug/Narcotic Violations		24

# Offenses (Group "A") by Agency

2012

COUNTY

AGENCY

OFFENSE CATEGORY

OFFENSE

# OF OFFENSES

COUNTY	AGENCY	OFFENSE CATEGORY	OFFENSE	# OF OFFENSES
		<b>PORNOGRAPHY/OBSCENE MATERIAL</b>		<b>3</b>
			Pornography/Obscene Material	3
		<b>WEAPON LAW VIOLATIONS</b>		<b>9</b>
			Weapon Law Violations	9
	<b>Romney PD</b>	<b>TOTAL</b>		<b>4</b>
		<b>ASSAULT OFFENSES</b>		<b>2</b>
			Aggravated Assault	1
			Intimidation	1
		<b>BURGLARY/BREAKING &amp; ENTERING</b>		<b>1</b>
			Burglary/Breaking & Entering	1
		<b>DESTRUCTION/DAMAGE/VANDALISM OF PROPERTY</b>		<b>1</b>
			Destruction/Damage/Vandalism of Property	1

# Offenses (Group "A") by Agency

2012

COUNTY

AGENCY

OFFENSE CATEGORY

OFFENSE

# OF OFFENSES

Romney SP	TOTAL	420
<b>SEX OFFENSES, FORCIBLE</b>		<b>9</b>
Forcible Fondling		1
Forcible Rape		5
Forcible Sodomy		1
Sexual Assault With An Object		2
<b>SEX OFFENSES, NONFORCIBLE</b>		<b>2</b>
Statutory Rape		2
<b>ASSAULT OFFENSES</b>		<b>119</b>
Aggravated Assault		13
Intimidation		43
Simple Assault		69
<b>ROBBERY</b>		<b>1</b>
Robbery		1
<b>BURGLARY/BREAKING &amp; ENTERING</b>		<b>40</b>
Burglary/Breaking & Entering		40
<b>LARCENY/THEFT OFFENSES</b>		<b>62</b>
All Other Larceny		32
Shoplifting		12
Theft From Building		2
Theft From Motor Vehicle		3
Theft of Motor Vehicle Parts/Accessories		13
<b>MOTOR VEHICLE THEFT</b>		<b>10</b>
Motor Vehicle Theft		10
<b>COUNTERFEITING/FORGERY</b>		<b>13</b>
Counterfeiting/Forgery		13
<b>DESTRUCTION/DAMAGE/VANDALISM OF PROPERTY</b>		<b>60</b>
Destruction/Damage/Vandalism of Property		60
<b>FRAUD OFFENSES</b>		<b>22</b>
False Pretenses/Swindle/Confidence Game		21
Impersonation		1
<b>STOLEN PROPERTY OFFENSES</b>		<b>9</b>
Stolen Property Offenses		9
<b>DRUG/NARCOTIC OFFENSES</b>		<b>58</b>
Drug Equipment Violations		9
Drug/Narcotic Violations		49

# Offenses (Group "A") by Agency

2012

COUNTY

AGENCY

OFFENSE CATEGORY

OFFENSE

# OF OFFENSES

	<b>PORNOGRAPHY/OBSCENE MATERIAL</b>	<b>5</b>
	Pornography/Obscene Material	5
	<b>WEAPON LAW VIOLATIONS</b>	<b>4</b>
	Weapon Law Violations	4
<b>Hancock</b>	<b>County TOTAL</b>	<b>891</b>

<u>Hancock Co SO</u>	<u>TOTAL</u>	<u>79</u>
<b>ASSAULT OFFENSES</b>		<b>32</b>
Aggravated Assault		5
Intimidation		1
Simple Assault		27
<b>BURGLARY/BREAKING &amp; ENTERING</b>		<b>9</b>
Burglary/Breaking & Entering		9
<b>LARCENY/THEFT OFFENSES</b>		<b>15</b>
All Other Larceny		11
Theft From Motor Vehicle		4
<b>MOTOR VEHICLE THEFT</b>		<b>6</b>
Motor Vehicle Theft		6
<b>ARSON</b>		<b>1</b>
Arson		1
<b>COUNTERFEITING/FORGERY</b>		<b>2</b>
Counterfeiting/Forgery		2
<b>DESTRUCTION/DAMAGE/VANDALISM OF PROPERTY</b>		<b>4</b>
Destruction/Damage/Vandalism of Property		4
<b>FRAUD OFFENSES</b>		<b>4</b>
Credit Card/Automatic Teller Fraud		3
False Pretenses/Swindle/Confidence Game		1
<b>STOLEN PROPERTY OFFENSES</b>		<b>2</b>
Stolen Property Offenses		2
<b>DRUG/NARCOTIC OFFENSES</b>		<b>3</b>
Drug/Narcotic Violations		3
<u>New Cumberland PD</u>	<u>TOTAL</u>	<u>2</u>
<b>BURGLARY/BREAKING &amp; ENTERING</b>		<b>1</b>
Burglary/Breaking & Entering		1
<b>LARCENY/THEFT OFFENSES</b>		<b>1</b>
All Other Larceny		1

# Offenses (Group "A") by Agency

2012

COUNTY

AGENCY

OFFENSE CATEGORY

OFFENSE

# OF OFFENSES

<u>New Cumberland SP</u>	<u>TOTAL</u>	<u>50</u>
<b>SEX OFFENSES, FORCIBLE</b>		<b>5</b>
Forcible Fondling		3
Forcible Rape		1
Forcible Sodomy		1
<b>ASSAULT OFFENSES</b>		<b>12</b>
Aggravated Assault		4
Intimidation		6
Simple Assault		2
<b>KIDNAPING/ABDUCTION</b>		<b>1</b>
Kidnaping/Abduction		1
<b>ROBBERY</b>		<b>1</b>
Robbery		1
<b>BURGLARY/BREAKING &amp; ENTERING</b>		<b>1</b>
Burglary/Breaking & Entering		1
<b>LARCENY/THEFT OFFENSES</b>		<b>17</b>
All Other Larceny		5
Shoplifting		1
Theft From Motor Vehicle		1
Theft of Motor Vehicle Parts/Accessories		10
<b>COUNTERFEITING/FORGERY</b>		<b>1</b>
Counterfeiting/Forgery		1
<b>DESTRUCTION/DAMAGE/VANDALISM OF PROPERTY</b>		<b>1</b>
Destruction/Damage/Vandalism of Property		1
<b>FRAUD OFFENSES</b>		<b>8</b>
False Pretenses/Swindle/Confidence Game		6
Impersonation		2
<b>DRUG/NARCOTIC OFFENSES</b>		<b>3</b>
Drug/Narcotic Violations		3
<b>tf Hancock-Brooke Drug</b>	<b>TOTAL</b>	<b>15</b>
<b>ASSAULT OFFENSES</b>		<b>1</b>
Intimidation		1
<b>DRUG/NARCOTIC OFFENSES</b>		<b>14</b>
Drug/Narcotic Violations		14

# Offenses (Group "A") by Agency

2012

COUNTY

AGENCY

OFFENSE CATEGORY

OFFENSE

# OF OFFENSES

<u>Weirton PD</u>	<u>TOTAL</u>	<u>745</u>
<b>SEX OFFENSES, FORCIBLE</b>		<b>5</b>
Forcible Fondling		2
Forcible Rape		2
Forcible Sodomy		1
<b>SEX OFFENSES, NONFORCIBLE</b>		<b>4</b>
Statutory Rape		4
<b>ASSAULT OFFENSES</b>		<b>184</b>
Aggravated Assault		11
Intimidation		4
Simple Assault		169
<b>KIDNAPING/ABDUCTION</b>		<b>2</b>
Kidnaping/Abduction		2
<b>ROBBERY</b>		<b>2</b>
Robbery		2
<b>BURGLARY/BREAKING &amp; ENTERING</b>		<b>62</b>
Burglary/Breaking & Entering		62
<b>LARCENY/THEFT OFFENSES</b>		<b>233</b>
All Other Larceny		73
Purse-snatching		1
Shoplifting		133
Theft From Building		3
Theft From Motor Vehicle		22
Theft of Motor Vehicle Parts/Accessories		2
<b>MOTOR VEHICLE THEFT</b>		<b>15</b>
Motor Vehicle Theft		15
<b>ARSON</b>		<b>1</b>
Arson		1
<b>COUNTERFEITING/FORGERY</b>		<b>14</b>
Counterfeiting/Forgery		14
<b>DESTRUCTION/DAMAGE/VANDALISM OF PROPERTY</b>		<b>104</b>
Destruction/Damage/Vandalism of Property		104
<b>EMBEZZLEMENT</b>		<b>9</b>
Embezzlement		9
<b>FRAUD OFFENSES</b>		<b>21</b>
Credit Card/Automatic Teller Fraud		9
False Pretenses/Swindle/Confidence Game		12



# Offenses (Group "A") by Agency

2012

COUNTY

AGENCY

OFFENSE CATEGORY

OFFENSE

# OF OFFENSES

	<b>STOLEN PROPERTY OFFENSES</b>	<b>45</b>
	Stolen Property Offenses	45
	<b>DRUG/NARCOTIC OFFENSES</b>	<b>31</b>
	Drug Equipment Violations	2
	Drug/Narcotic Violations	29
	<b>PORNOGRAPHY/OBSCENE MATERIAL</b>	<b>1</b>
	Pornography/Obscene Material	1
	<b>WEAPON LAW VIOLATIONS</b>	<b>11</b>
	Weapon Law Violations	11
<b>Hardy</b>	<b>County TOTAL</b>	<b>372</b>
<b>DNR - 2 - Hardy</b>	<b>TOTAL</b>	<b>3</b>
	<b>COUNTERFEITING/FORGERY</b>	<b>1</b>
	Counterfeiting/Forgery	1
	<b>WEAPON LAW VIOLATIONS</b>	<b>2</b>
	Weapon Law Violations	2

# Offenses (Group "A") by Agency

2012

COUNTY

AGENCY

OFFENSE CATEGORY

OFFENSE

# OF OFFENSES

Hardy Co SO	TOTAL	83
<b>SEX OFFENSES, FORCIBLE</b>		<b>3</b>
Forcible Fondling		1
Forcible Sodomy		2
<b>ASSAULT OFFENSES</b>		<b>14</b>
Aggravated Assault		3
Intimidation		2
Simple Assault		9
<b>BURGLARY/BREAKING &amp; ENTERING</b>		<b>11</b>
Burglary/Breaking & Entering		11
<b>LARCENY/THEFT OFFENSES</b>		<b>11</b>
All Other Larceny		8
Shoplifting		1
Theft From Building		1
Theft From Motor Vehicle		1
<b>MOTOR VEHICLE THEFT</b>		<b>3</b>
Motor Vehicle Theft		3
<b>ARSON</b>		<b>1</b>
Arson		1
<b>DESTRUCTION/DAMAGE/VANDALISM OF PROPERTY</b>		<b>17</b>
Destruction/Damage/Vandalism of Property		17
<b>FRAUD OFFENSES</b>		<b>4</b>
False Pretenses/Swindle/Confidence Game		3
Wire Fraud		1
<b>STOLEN PROPERTY OFFENSES</b>		<b>2</b>
Stolen Property Offenses		2
<b>DRUG/NARCOTIC OFFENSES</b>		<b>11</b>
Drug Equipment Violations		2
Drug/Narcotic Violations		10
<b>WEAPON LAW VIOLATIONS</b>		<b>5</b>
Weapon Law Violations		5

# Offenses (Group "A") by Agency

2012

COUNTY

AGENCY

OFFENSE CATEGORY

OFFENSE

# OF OFFENSES

Moorefield PD	TOTAL	102
<b>SEX OFFENSES, FORCIBLE</b>		<b>1</b>
Forcible Fondling		1
<b>ASSAULT OFFENSES</b>		<b>26</b>
Aggravated Assault		19
Intimidation		4
Simple Assault		3
<b>BURGLARY/BREAKING &amp; ENTERING</b>		<b>6</b>
Burglary/Breaking & Entering		6
<b>LARCENY/THEFT OFFENSES</b>		<b>17</b>
All Other Larceny		5
Shoplifting		8
Theft From Building		2
Theft From Motor Vehicle		2
<b>MOTOR VEHICLE THEFT</b>		<b>1</b>
Motor Vehicle Theft		1
<b>COUNTERFEITING/FORGERY</b>		<b>2</b>
Counterfeiting/Forgery		2
<b>DESTRUCTION/DAMAGE/VANDALISM OF PROPERTY</b>		<b>11</b>
Destruction/Damage/Vandalism of Property		11
<b>EMBEZZLEMENT</b>		<b>1</b>
Embezzlement		1
<b>FRAUD OFFENSES</b>		<b>5</b>
Credit Card/Automatic Teller Fraud		1
False Pretenses/Swindle/Confidence Game		3
Impersonation		1
<b>DRUG/NARCOTIC OFFENSES</b>		<b>31</b>
Drug Equipment Violations		1
Drug/Narcotic Violations		30
<b>WEAPON LAW VIOLATIONS</b>		<b>1</b>
Weapon Law Violations		1

# Offenses (Group "A") by Agency

2012

COUNTY

AGENCY

OFFENSE CATEGORY

OFFENSE

# OF OFFENSES

Moorefield SP	TOTAL	184
<b>SEX OFFENSES, FORCIBLE</b>		<b>8</b>
Forcible Fondling		2
Forcible Rape		4
Sexual Assault With An Object		2
<b>ASSAULT OFFENSES</b>		<b>57</b>
Aggravated Assault		10
Intimidation		14
Simple Assault		34
<b>BURGLARY/BREAKING &amp; ENTERING</b>		<b>16</b>
Burglary/Breaking & Entering		16
<b>LARCENY/THEFT OFFENSES</b>		<b>29</b>
All Other Larceny		21
Shoplifting		1
Theft From Motor Vehicle		2
Theft of Motor Vehicle Parts/Accessories		5
<b>MOTOR VEHICLE THEFT</b>		<b>6</b>
Motor Vehicle Theft		6
<b>COUNTERFEITING/FORGERY</b>		<b>3</b>
Counterfeiting/Forgery		3
<b>DESTRUCTION/DAMAGE/VANDALISM OF PROPERTY</b>		<b>26</b>
Destruction/Damage/Vandalism of Property		26
<b>FRAUD OFFENSES</b>		<b>9</b>
False Pretenses/Swindle/Confidence Game		6
Impersonation		3
<b>DRUG/NARCOTIC OFFENSES</b>		<b>19</b>
Drug Equipment Violations		3
Drug/Narcotic Violations		17
<b>PORNOGRAPHY/OBSCENE MATERIAL</b>		<b>3</b>
Pornography/Obscene Material		3
<b>WEAPON LAW VIOLATIONS</b>		<b>6</b>
Weapon Law Violations		6
<b>Harrison County TOTAL</b>		<b>3574</b>

# Offenses (Group "A") by Agency

2012

COUNTY

AGENCY

OFFENSE CATEGORY

OFFENSE

# OF OFFENSES

<u>Bridgeport PD</u>	<u>TOTAL</u>	<u>514</u>
<b>SEX OFFENSES, FORCIBLE</b>		<b>7</b>
Forcible Fondling		4
Forcible Rape		1
Sexual Assault With An Object		2
<b>ASSAULT OFFENSES</b>		<b>74</b>
Aggravated Assault		5
Intimidation		16
Simple Assault		53
<b>ROBBERY</b>		<b>2</b>
Robbery		2
<b>BURGLARY/BREAKING &amp; ENTERING</b>		<b>21</b>
Burglary/Breaking & Entering		21
<b>LARCENY/THEFT OFFENSES</b>		<b>231</b>
All Other Larceny		56
Purse-snatching		6
Shoplifting		125
Theft From Building		10
Theft From Coin Operated Machine or Device		3
Theft From Motor Vehicle		26
Theft of Motor Vehicle Parts/Accessories		5
<b>MOTOR VEHICLE THEFT</b>		<b>1</b>
Motor Vehicle Theft		1
<b>ARSON</b>		<b>1</b>
Arson		1
<b>COUNTERFEITING/FORGERY</b>		<b>12</b>
Counterfeiting/Forgery		12
<b>DESTRUCTION/DAMAGE/VANDALISM OF PROPERTY</b>		<b>44</b>
Destruction/Damage/Vandalism of Property		44
<b>EMBEZZLEMENT</b>		<b>13</b>
Embezzlement		13
<b>FRAUD OFFENSES</b>		<b>50</b>
Credit Card/Automatic Teller Fraud		28
False Pretenses/Swindle/Confidence Game		21
Impersonation		2
<b>STOLEN PROPERTY OFFENSES</b>		<b>1</b>

# Offenses (Group "A") by Agency

---

2012

COUNTY

AGENCY

OFFENSE CATEGORY

OFFENSE

# OF OFFENSES

---

Stolen Property Offenses	1
<b>DRUG/NARCOTIC OFFENSES</b>	<b>41</b>
Drug Equipment Violations	1
Drug/Narcotic Violations	41
<b>PORNOGRAPHY/OBSCENE MATERIAL</b>	<b>12</b>
Pornography/Obscene Material	12
<b>WEAPON LAW VIOLATIONS</b>	<b>2</b>
Weapon Law Violations	2

# Offenses (Group "A") by Agency

2012

COUNTY

AGENCY

OFFENSE CATEGORY

OFFENSE

# OF OFFENSES

<u>Bridgeport SP</u>	<u>TOTAL</u>	<u>464</u>
<b>SEX OFFENSES, FORCIBLE</b>		<b>11</b>
Forcible Fondling		7
Forcible Rape		2
Sexual Assault With An Object		2
<b>SEX OFFENSES, NONFORCIBLE</b>		<b>2</b>
Incest		1
Statutory Rape		1
<b>ASSAULT OFFENSES</b>		<b>89</b>
Aggravated Assault		5
Intimidation		9
Simple Assault		75
<b>KIDNAPING/ABDUCTION</b>		<b>1</b>
Kidnaping/Abduction		1
<b>BURGLARY/BREAKING &amp; ENTERING</b>		<b>62</b>
Burglary/Breaking & Entering		62
<b>LARCENY/THEFT OFFENSES</b>		<b>144</b>
All Other Larceny		90
Shoplifting		7
Theft From Motor Vehicle		3
Theft of Motor Vehicle Parts/Accessories		44
<b>MOTOR VEHICLE THEFT</b>		<b>19</b>
Motor Vehicle Theft		19
<b>COUNTERFEITING/FORGERY</b>		<b>8</b>
Counterfeiting/Forgery		8
<b>DESTRUCTION/DAMAGE/VANDALISM OF PROPERTY</b>		<b>72</b>
Destruction/Damage/Vandalism of Property		72
<b>EMBEZZLEMENT</b>		<b>3</b>
Embezzlement		3
<b>FRAUD OFFENSES</b>		<b>11</b>
False Pretenses/Swindle/Confidence Game		9
Impersonation		2
<b>STOLEN PROPERTY OFFENSES</b>		<b>4</b>
Stolen Property Offenses		4
<b>DRUG/NARCOTIC OFFENSES</b>		<b>37</b>
Drug/Narcotic Violations		37
<b>WEAPON LAW VIOLATIONS</b>		<b>1</b>

# Offenses (Group "A") by Agency

---

2012

COUNTY

AGENCY

OFFENSE CATEGORY

OFFENSE

# OF OFFENSES

---

Weapon Law Violations

1



# Offenses (Group "A") by Agency

2012

COUNTY

AGENCY

OFFENSE CATEGORY

OFFENSE

# OF OFFENSES

Clarksburg PD	TOTAL	1,529
<b>HOMICIDE OFFENSES</b>		<b>1</b>
Murder and Nonnegligent Manslaughter		1
<b>SEX OFFENSES, FORCIBLE</b>		<b>22</b>
Forcible Fondling		6
Forcible Rape		10
Sexual Assault With An Object		6
<b>SEX OFFENSES, NONFORCIBLE</b>		<b>1</b>
Incest		1
<b>ASSAULT OFFENSES</b>		<b>391</b>
Aggravated Assault		76
Intimidation		22
Simple Assault		297
<b>KIDNAPING/ABDUCTION</b>		<b>3</b>
Kidnaping/Abduction		3
<b>ROBBERY</b>		<b>10</b>
Robbery		10
<b>BURGLARY/BREAKING &amp; ENTERING</b>		<b>111</b>
Burglary/Breaking & Entering		111
<b>LARCENY/THEFT OFFENSES</b>		<b>536</b>
All Other Larceny		276
Shoplifting		216
Theft From Motor Vehicle		44
<b>MOTOR VEHICLE THEFT</b>		<b>25</b>
Motor Vehicle Theft		25
<b>ARSON</b>		<b>3</b>
Arson		3
<b>COUNTERFEITING/FORGERY</b>		<b>27</b>
Counterfeiting/Forgery		27
<b>DESTRUCTION/DAMAGE/VANDALISM OF PROPERTY</b>		<b>212</b>
Destruction/Damage/Vandalism of Property		212
<b>EMBEZZLEMENT</b>		<b>16</b>
Embezzlement		16
<b>FRAUD OFFENSES</b>		<b>65</b>
Credit Card/Automatic Teller Fraud		31
False Pretenses/Swindle/Confidence Game		29
Impersonation		5

# Offenses (Group "A") by Agency

2012

COUNTY

AGENCY

OFFENSE CATEGORY

OFFENSE

# OF OFFENSES

Wire Fraud	1
<b>STOLEN PROPERTY OFFENSES</b>	<b>2</b>
Stolen Property Offenses	2
<b>DRUG/NARCOTIC OFFENSES</b>	<b>83</b>
Drug Equipment Violations	4
Drug/Narcotic Violations	83
<b>PORNOGRAPHY/OBSCENE MATERIAL</b>	<b>1</b>
Pornography/Obscene Material	1
<b>PROSTITUTION OFFENSES</b>	<b>2</b>
Assisting or Promoting Prostitution	2
<b>WEAPON LAW VIOLATIONS</b>	<b>9</b>
Weapon Law Violations	9
<b>DNR - 1 - Harrison</b>	<b>TOTAL</b>
	<b>5</b>
<b>DRUG/NARCOTIC OFFENSES</b>	<b>4</b>
Drug/Narcotic Violations	4
<b>WEAPON LAW VIOLATIONS</b>	<b>1</b>
Weapon Law Violations	1

# Offenses (Group "A") by Agency

2012

COUNTY

AGENCY

OFFENSE CATEGORY

OFFENSE

# OF OFFENSES

Harrison Co SO	TOTAL	820
<b>SEX OFFENSES, FORCIBLE</b>		<b>17</b>
Forcible Fondling		6
Forcible Sodomy		2
Sexual Assault With An Object		9
<b>SEX OFFENSES, NONFORCIBLE</b>		<b>2</b>
Incest		2
<b>ASSAULT OFFENSES</b>		<b>181</b>
Aggravated Assault		43
Intimidation		6
Simple Assault		135
<b>ROBBERY</b>		<b>2</b>
Robbery		2
<b>BURGLARY/BREAKING &amp; ENTERING</b>		<b>90</b>
Burglary/Breaking & Entering		90
<b>LARCENY/THEFT OFFENSES</b>		<b>228</b>
All Other Larceny		209
Shoplifting		8
Theft From Building		1
Theft From Motor Vehicle		13
<b>MOTOR VEHICLE THEFT</b>		<b>22</b>
Motor Vehicle Theft		22
<b>ARSON</b>		<b>5</b>
Arson		5
<b>COUNTERFEITING/FORGERY</b>		<b>14</b>
Counterfeiting/Forgery		14
<b>DESTRUCTION/DAMAGE/VANDALISM OF PROPERTY</b>		<b>137</b>
Destruction/Damage/Vandalism of Property		137
<b>EMBEZZLEMENT</b>		<b>4</b>
Embezzlement		4
<b>FRAUD OFFENSES</b>		<b>27</b>
Credit Card/Automatic Teller Fraud		6
False Pretenses/Swindle/Confidence Game		19
Impersonation		2
<b>DRUG/NARCOTIC OFFENSES</b>		<b>78</b>
Drug Equipment Violations		3
Drug/Narcotic Violations		78

# Offenses (Group "A") by Agency

2012

COUNTY

AGENCY

OFFENSE CATEGORY

OFFENSE

# OF OFFENSES

	<b>WEAPON LAW VIOLATIONS</b>	<b>4</b>
	Weapon Law Violations	4
<b>Lumberport PD</b>	<b>TOTAL</b>	<b>26</b>
	<b>ASSAULT OFFENSES</b>	<b>5</b>
	Simple Assault	5
	<b>LARCENY/THEFT OFFENSES</b>	<b>2</b>
	All Other Larceny	1
	Theft From Motor Vehicle	1
	<b>DESTRUCTION/DAMAGE/VANDALISM OF PROPERTY</b>	<b>4</b>
	Destruction/Damage/Vandalism of Property	4
	<b>DRUG/NARCOTIC OFFENSES</b>	<b>15</b>
	Drug/Narcotic Violations	15
<b>Nutter Fort PD</b>	<b>TOTAL</b>	<b>29</b>
	<b>ASSAULT OFFENSES</b>	<b>7</b>
	Aggravated Assault	1
	Simple Assault	6
	<b>BURGLARY/BREAKING &amp; ENTERING</b>	<b>3</b>
	Burglary/Breaking & Entering	3
	<b>LARCENY/THEFT OFFENSES</b>	<b>9</b>
	All Other Larceny	8
	Shoplifting	1
	<b>MOTOR VEHICLE THEFT</b>	<b>3</b>
	Motor Vehicle Theft	3
	<b>DESTRUCTION/DAMAGE/VANDALISM OF PROPERTY</b>	<b>3</b>
	Destruction/Damage/Vandalism of Property	3
	<b>EMBEZZLEMENT</b>	<b>1</b>
	Embezzlement	1
	<b>FRAUD OFFENSES</b>	<b>2</b>
	False Pretenses/Swindle/Confidence Game	2
	<b>DRUG/NARCOTIC OFFENSES</b>	<b>1</b>
	Drug/Narcotic Violations	1

# Offenses (Group "A") by Agency

2012

COUNTY

AGENCY

OFFENSE CATEGORY

OFFENSE

# OF OFFENSES

<u>Shinnston PD</u>	<u>TOTAL</u>	<u>115</u>
<b>ASSAULT OFFENSES</b>		<b>23</b>
Aggravated Assault		8
Intimidation		2
Simple Assault		13
<b>BURGLARY/BREAKING &amp; ENTERING</b>		<b>10</b>
Burglary/Breaking & Entering		10
<b>LARCENY/THEFT OFFENSES</b>		<b>35</b>
All Other Larceny		31
Shoplifting		2
Theft From Motor Vehicle		2
<b>ARSON</b>		<b>1</b>
Arson		1
<b>DESTRUCTION/DAMAGE/VANDALISM OF PROPERTY</b>		<b>19</b>
Destruction/Damage/Vandalism of Property		19
<b>FRAUD OFFENSES</b>		<b>1</b>
False Pretenses/Swindle/Confidence Game		1
<b>DRUG/NARCOTIC OFFENSES</b>		<b>22</b>
Drug Equipment Violations		3
Drug/Narcotic Violations		22
<b>WEAPON LAW VIOLATIONS</b>		<b>1</b>
Weapon Law Violations		1
<u>tf Harrison Co Drug &amp; Vio Crime</u>	<u>TOTAL</u>	<u>72</u>
<b>DRUG/NARCOTIC OFFENSES</b>		<b>72</b>
Drug/Narcotic Violations		72
<b>Jackson County TOTAL</b>		<b>662</b>
<u>DNR - 6 - Jackson</u>	<u>TOTAL</u>	<u>7</u>
<b>DRUG/NARCOTIC OFFENSES</b>		<b>6</b>
Drug/Narcotic Violations		6
<b>WEAPON LAW VIOLATIONS</b>		<b>1</b>
Weapon Law Violations		1

# Offenses (Group "A") by Agency

2012

COUNTY

AGENCY

OFFENSE CATEGORY

OFFENSE

# OF OFFENSES

Jackson Co SO	TOTAL	99
<b>ASSAULT OFFENSES</b>		<b>52</b>
Aggravated Assault		1
Intimidation		2
Simple Assault		49
<b>BURGLARY/BREAKING &amp; ENTERING</b>		<b>4</b>
Burglary/Breaking & Entering		4
<b>LARCENY/THEFT OFFENSES</b>		<b>33</b>
All Other Larceny		11
Theft From Building		22
<b>MOTOR VEHICLE THEFT</b>		<b>8</b>
Motor Vehicle Theft		8
<b>ARSON</b>		<b>1</b>
Arson		1
<b>STOLEN PROPERTY OFFENSES</b>		<b>1</b>
Stolen Property Offenses		1

# Offenses (Group "A") by Agency

2012

COUNTY

AGENCY

OFFENSE CATEGORY

OFFENSE

# OF OFFENSES

<u>Ravenswood PD</u>	<u>TOTAL</u>	<u>192</u>
<b>SEX OFFENSES, FORCIBLE</b>		<b>1</b>
Forcible Fondling		1
<b>SEX OFFENSES, NONFORCIBLE</b>		<b>1</b>
Incest		1
<b>ASSAULT OFFENSES</b>		<b>43</b>
Aggravated Assault		8
Intimidation		4
Simple Assault		31
<b>ROBBERY</b>		<b>2</b>
Robbery		2
<b>BURGLARY/BREAKING &amp; ENTERING</b>		<b>9</b>
Burglary/Breaking & Entering		9
<b>LARCENY/THEFT OFFENSES</b>		<b>60</b>
All Other Larceny		4
Shoplifting		14
Theft From Building		32
Theft From Motor Vehicle		10
<b>MOTOR VEHICLE THEFT</b>		<b>2</b>
Motor Vehicle Theft		2
<b>COUNTERFEITING/FORGERY</b>		<b>3</b>
Counterfeiting/Forgery		3
<b>DESTRUCTION/DAMAGE/VANDALISM OF PROPERTY</b>		<b>42</b>
Destruction/Damage/Vandalism of Property		42
<b>FRAUD OFFENSES</b>		<b>6</b>
False Pretenses/Swindle/Confidence Game		3
Impersonation		3
<b>DRUG/NARCOTIC OFFENSES</b>		<b>19</b>
Drug/Narcotic Violations		19
<b>WEAPON LAW VIOLATIONS</b>		<b>4</b>
Weapon Law Violations		4

# Offenses (Group "A") by Agency

2012

COUNTY

AGENCY

OFFENSE CATEGORY

OFFENSE

# OF OFFENSES

<u>Ripley PD</u>	<u>TOTAL</u>	<u>34</u>
<b>SEX OFFENSES, FORCIBLE</b>		<b>2</b>
Forcible Fondling		2
<b>ASSAULT OFFENSES</b>		<b>17</b>
Intimidation		3
Simple Assault		14
<b>BURGLARY/BREAKING &amp; ENTERING</b>		<b>1</b>
Burglary/Breaking & Entering		1
<b>LARCENY/THEFT OFFENSES</b>		<b>12</b>
All Other Larceny		9
Theft From Building		1
Theft From Motor Vehicle		2
<b>COUNTERFEITING/FORGERY</b>		<b>1</b>
Counterfeiting/Forgery		1
<b>FRAUD OFFENSES</b>		<b>1</b>
False Pretenses/Swindle/Confidence Game		1



# Offenses (Group "A") by Agency

2012

COUNTY

AGENCY

OFFENSE CATEGORY

OFFENSE

# OF OFFENSES

Ripley SP	TOTAL	330
<b>SEX OFFENSES, FORCIBLE</b>		<b>8</b>
Forcible Fondling		4
Forcible Rape		1
Forcible Sodomy		2
Sexual Assault With An Object		1
<b>SEX OFFENSES, NONFORCIBLE</b>		<b>1</b>
Incest		1
<b>ASSAULT OFFENSES</b>		<b>67</b>
Aggravated Assault		6
Intimidation		29
Simple Assault		33
<b>BURGLARY/BREAKING &amp; ENTERING</b>		<b>36</b>
Burglary/Breaking & Entering		36
<b>LARCENY/THEFT OFFENSES</b>		<b>76</b>
All Other Larceny		45
Purse-snatching		3
Shoplifting		1
Theft From Motor Vehicle		13
Theft of Motor Vehicle Parts/Accessories		14
<b>MOTOR VEHICLE THEFT</b>		<b>7</b>
Motor Vehicle Theft		7
<b>COUNTERFEITING/FORGERY</b>		<b>4</b>
Counterfeiting/Forgery		4
<b>DESTRUCTION/DAMAGE/VANDALISM OF PROPERTY</b>		<b>70</b>
Destruction/Damage/Vandalism of Property		70
<b>FRAUD OFFENSES</b>		<b>11</b>
Credit Card/Automatic Teller Fraud		1
False Pretenses/Swindle/Confidence Game		7
Impersonation		3
<b>STOLEN PROPERTY OFFENSES</b>		<b>1</b>
Stolen Property Offenses		1
<b>DRUG/NARCOTIC OFFENSES</b>		<b>41</b>
Drug Equipment Violations		1
Drug/Narcotic Violations		40
<b>PORNOGRAPHY/OBSCENE MATERIAL</b>		<b>2</b>

# Offenses (Group "A") by Agency

2012

COUNTY

AGENCY

OFFENSE CATEGORY

OFFENSE

# OF OFFENSES

	Pornography/Obscene Material	2
	<b>WEAPON LAW VIOLATIONS</b>	<b>5</b>
	Weapon Law Violations	5
<b>Jefferson</b>	<b>County TOTAL</b>	<b>1799</b>

<u>Charles Town PD</u>	<u>TOTAL</u>	<u>104</u>
<b>ASSAULT OFFENSES</b>		<b>20</b>
Aggravated Assault		2
Intimidation		2
Simple Assault		16
<b>BURGLARY/BREAKING &amp; ENTERING</b>		<b>14</b>
Burglary/Breaking & Entering		14
<b>LARCENY/THEFT OFFENSES</b>		<b>38</b>
All Other Larceny		32
Shoplifting		1
Theft From Building		1
Theft From Motor Vehicle		4
<b>MOTOR VEHICLE THEFT</b>		<b>4</b>
Motor Vehicle Theft		4
<b>ARSON</b>		<b>5</b>
Arson		5
<b>COUNTERFEITING/FORGERY</b>		<b>2</b>
Counterfeiting/Forgery		2
<b>DESTRUCTION/DAMAGE/VANDALISM OF PROPERTY</b>		<b>14</b>
Destruction/Damage/Vandalism of Property		14
<b>FRAUD OFFENSES</b>		<b>2</b>
False Pretenses/Swindle/Confidence Game		2
<b>DRUG/NARCOTIC OFFENSES</b>		<b>5</b>
Drug/Narcotic Violations		5
<b>DNR - 2 - Jefferson</b>	<b>TOTAL</b>	<b>2</b>
<b>WEAPON LAW VIOLATIONS</b>		<b>2</b>
Weapon Law Violations		2

# Offenses (Group "A") by Agency

2012

COUNTY

AGENCY

OFFENSE CATEGORY

OFFENSE

# OF OFFENSES

<u>Harpers Ferry PD</u>	<u>TOTAL</u>	<u>21</u>
<b>ASSAULT OFFENSES</b>		<b>7</b>
Aggravated Assault		1
Intimidation		2
Simple Assault		4
<b>ROBBERY</b>		<b>1</b>
Robbery		1
<b>BURGLARY/BREAKING &amp; ENTERING</b>		<b>2</b>
Burglary/Breaking & Entering		2
<b>LARCENY/THEFT OFFENSES</b>		<b>3</b>
All Other Larceny		2
Theft From Building		1
<b>DESTRUCTION/DAMAGE/VANDALISM OF PROPERTY</b>		<b>3</b>
Destruction/Damage/Vandalism of Property		3
<b>FRAUD OFFENSES</b>		<b>1</b>
False Pretenses/Swindle/Confidence Game		1
<b>DRUG/NARCOTIC OFFENSES</b>		<b>4</b>
Drug/Narcotic Violations		4

# Offenses (Group "A") by Agency

2012

COUNTY

AGENCY

OFFENSE CATEGORY

OFFENSE

# OF OFFENSES

Jefferson Co SO	TOTAL	767
<b>SEX OFFENSES, FORCIBLE</b>		<b>7</b>
Forcible Fondling		6
Sexual Assault With An Object		1
<b>ASSAULT OFFENSES</b>		<b>130</b>
Aggravated Assault		24
Intimidation		8
Simple Assault		98
<b>KIDNAPING/ABDUCTION</b>		<b>1</b>
Kidnaping/Abduction		1
<b>ROBBERY</b>		<b>6</b>
Robbery		6
<b>BURGLARY/BREAKING &amp; ENTERING</b>		<b>23</b>
Burglary/Breaking & Entering		23
<b>LARCENY/THEFT OFFENSES</b>		<b>377</b>
All Other Larceny		256
Shoplifting		49
Theft From Building		46
Theft From Motor Vehicle		26
<b>MOTOR VEHICLE THEFT</b>		<b>7</b>
Motor Vehicle Theft		7
<b>ARSON</b>		<b>1</b>
Arson		1
<b>COUNTERFEITING/FORGERY</b>		<b>10</b>
Counterfeiting/Forgery		10
<b>DESTRUCTION/DAMAGE/VANDALISM OF PROPERTY</b>		<b>121</b>
Destruction/Damage/Vandalism of Property		121
<b>EMBEZZLEMENT</b>		<b>2</b>
Embezzlement		2
<b>FRAUD OFFENSES</b>		<b>47</b>
False Pretenses/Swindle/Confidence Game		35
Impersonation		12
<b>STOLEN PROPERTY OFFENSES</b>		<b>9</b>
Stolen Property Offenses		9
<b>DRUG/NARCOTIC OFFENSES</b>		<b>20</b>
Drug/Narcotic Violations		20
<b>WEAPON LAW VIOLATIONS</b>		<b>6</b>

# Offenses (Group "A") by Agency

---

2012

COUNTY

AGENCY

OFFENSE CATEGORY

OFFENSE

# OF OFFENSES

---

Weapon Law Violations

6

# Offenses (Group "A") by Agency

2012

COUNTY

AGENCY

OFFENSE CATEGORY

OFFENSE

# OF OFFENSES

<u>Kearneysville SP</u>	<u>TOTAL</u>	<u>807</u>
<b>SEX OFFENSES, FORCIBLE</b>		<b>10</b>
Forcible Fondling		1
Sexual Assault With An Object		9
<b>ASSAULT OFFENSES</b>		<b>169</b>
Aggravated Assault		22
Intimidation		37
Simple Assault		115
<b>KIDNAPING/ABDUCTION</b>		<b>1</b>
Kidnaping/Abduction		1
<b>ROBBERY</b>		<b>3</b>
Robbery		3
<b>BURGLARY/BREAKING &amp; ENTERING</b>		<b>107</b>
Burglary/Breaking & Entering		107
<b>LARCENY/THEFT OFFENSES</b>		<b>198</b>
All Other Larceny		32
Shoplifting		66
Theft From Building		50
Theft From Motor Vehicle		30
Theft of Motor Vehicle Parts/Accessories		20
<b>MOTOR VEHICLE THEFT</b>		<b>17</b>
Motor Vehicle Theft		17
<b>ARSON</b>		<b>1</b>
Arson		1
<b>COUNTERFEITING/FORGERY</b>		<b>8</b>
Counterfeiting/Forgery		8
<b>DESTRUCTION/DAMAGE/VANDALISM OF PROPERTY</b>		<b>121</b>
Destruction/Damage/Vandalism of Property		121
<b>EMBEZZLEMENT</b>		<b>6</b>
Embezzlement		6
<b>FRAUD OFFENSES</b>		<b>45</b>
Credit Card/Automatic Teller Fraud		11
False Pretenses/Swindle/Confidence Game		35
Impersonation		2
Wire Fraud		2
<b>STOLEN PROPERTY OFFENSES</b>		<b>6</b>
Stolen Property Offenses		6

# Offenses (Group "A") by Agency

2012

COUNTY

AGENCY

OFFENSE CATEGORY

OFFENSE

# OF OFFENSES

<b>DRUG/NARCOTIC OFFENSES</b>	<b>90</b>
Drug/Narcotic Violations	90
<b>PROSTITUTION OFFENSES</b>	<b>1</b>
Prostitution	1
<b>WEAPON LAW VIOLATIONS</b>	<b>14</b>
Weapon Law Violations	14
<b>Shepherd University</b>	<b>60</b>
<b>TOTAL</b>	<b>60</b>
<b>SEX OFFENSES, FORCIBLE</b>	<b>4</b>
Forcible Fondling	3
Forcible Rape	1
<b>ASSAULT OFFENSES</b>	<b>8</b>
Intimidation	1
Simple Assault	7
<b>ROBBERY</b>	<b>1</b>
Robbery	1
<b>BURGLARY/BREAKING &amp; ENTERING</b>	<b>4</b>
Burglary/Breaking & Entering	4
<b>LARCENY/THEFT OFFENSES</b>	<b>21</b>
All Other Larceny	20
Theft From Motor Vehicle	1
<b>DESTRUCTION/DAMAGE/VANDALISM OF PROPERTY</b>	<b>14</b>
Destruction/Damage/Vandalism of Property	14
<b>FRAUD OFFENSES</b>	<b>1</b>
False Pretenses/Swindle/Confidence Game	1
<b>DRUG/NARCOTIC OFFENSES</b>	<b>7</b>
Drug/Narcotic Violations	7

# Offenses (Group "A") by Agency

2012

COUNTY

AGENCY

OFFENSE CATEGORY

OFFENSE

# OF OFFENSES

Shepherdstown PD	TOTAL	38
<b>SEX OFFENSES, NONFORCIBLE</b>		<b>1</b>
Statutory Rape		1
<b>ASSAULT OFFENSES</b>		<b>9</b>
Simple Assault		9
<b>ROBBERY</b>		<b>1</b>
Robbery		1
<b>BURGLARY/BREAKING &amp; ENTERING</b>		<b>2</b>
Burglary/Breaking & Entering		2
<b>LARCENY/THEFT OFFENSES</b>		<b>13</b>
All Other Larceny		11
Theft From Building		1
Theft From Motor Vehicle		1
<b>COUNTERFEITING/FORGERY</b>		<b>3</b>
Counterfeiting/Forgery		3
<b>DESTRUCTION/DAMAGE/VANDALISM OF PROPERTY</b>		<b>6</b>
Destruction/Damage/Vandalism of Property		6
<b>EMBEZZLEMENT</b>		<b>1</b>
Embezzlement		1
<b>DRUG/NARCOTIC OFFENSES</b>		<b>2</b>
Drug/Narcotic Violations		2

**KANAWHA County TOTAL 16900**

BCI - SO Charleston	TOTAL	27
<b>ASSAULT OFFENSES</b>		<b>1</b>
Intimidation		1
<b>LARCENY/THEFT OFFENSES</b>		<b>3</b>
Theft From Building		3
<b>COUNTERFEITING/FORGERY</b>		<b>1</b>
Counterfeiting/Forgery		1
<b>EMBEZZLEMENT</b>		<b>1</b>
Embezzlement		1
<b>DRUG/NARCOTIC OFFENSES</b>		<b>20</b>
Drug/Narcotic Violations		20
<b>GAMBLING OFFENSES</b>		<b>1</b>
Betting/Wagering		1



# Offenses (Group "A") by Agency

2012

COUNTY

AGENCY

OFFENSE CATEGORY

OFFENSE

# OF OFFENSES

Cedar Grove PD	TOTAL	63
<b>ASSAULT OFFENSES</b>		<b>21</b>
Aggravated Assault		4
Intimidation		3
Simple Assault		14
<b>BURGLARY/BREAKING &amp; ENTERING</b>		<b>6</b>
Burglary/Breaking & Entering		6
<b>LARCENY/THEFT OFFENSES</b>		<b>17</b>
All Other Larceny		15
Pocket-picking		1
Shoplifting		1
<b>ARSON</b>		<b>1</b>
Arson		1
<b>COUNTERFEITING/FORGERY</b>		<b>1</b>
Counterfeiting/Forgery		1
<b>DESTRUCTION/DAMAGE/VANDALISM OF PROPERTY</b>		<b>8</b>
Destruction/Damage/Vandalism of Property		8
<b>FRAUD OFFENSES</b>		<b>1</b>
False Pretenses/Swindle/Confidence Game		1
<b>DRUG/NARCOTIC OFFENSES</b>		<b>8</b>
Drug Equipment Violations		1
Drug/Narcotic Violations		7

# Offenses (Group "A") by Agency

2012

COUNTY

AGENCY

OFFENSE CATEGORY

OFFENSE

# OF OFFENSES

<u>Charleston PD</u>	<u>TOTAL</u>	<u>6,820</u>
<b>HOMICIDE OFFENSES</b>		<b>6</b>
Murder and Nonnegligent Manslaughter		6
<b>SEX OFFENSES, FORCIBLE</b>		<b>74</b>
Forcible Fondling		16
Forcible Rape		30
Forcible Sodomy		19
Sexual Assault With An Object		11
<b>ASSAULT OFFENSES</b>		<b>1,545</b>
Aggravated Assault		308
Intimidation		271
Simple Assault		1,074
<b>KIDNAPING/ABDUCTION</b>		<b>17</b>
Kidnaping/Abduction		17
<b>ROBBERY</b>		<b>92</b>
Robbery		92
<b>BURGLARY/BREAKING &amp; ENTERING</b>		<b>643</b>
Burglary/Breaking & Entering		643
<b>LARCENY/THEFT OFFENSES</b>		<b>2,248</b>
All Other Larceny		920
Purse-snatching		3
Shoplifting		935
Theft From Building		2
Theft From Coin Operated Machine or Device		3
Theft From Motor Vehicle		374
Theft of Motor Vehicle Parts/Accessories		17
<b>MOTOR VEHICLE THEFT</b>		<b>139</b>
Motor Vehicle Theft		139
<b>ARSON</b>		<b>27</b>
Arson		27
<b>COUNTERFEITING/FORGERY</b>		<b>97</b>
Counterfeiting/Forgery		97
<b>DESTRUCTION/DAMAGE/VANDALISM OF PROPERTY</b>		<b>613</b>
Destruction/Damage/Vandalism of Property		613
<b>EMBEZZLEMENT</b>		<b>54</b>
Embezzlement		54

# Offenses (Group "A") by Agency

2012

COUNTY

AGENCY

OFFENSE CATEGORY

OFFENSE

# OF OFFENSES

<b>EXTORTION/BLACKMAIL</b>	<b>1</b>
Extortion/Blackmail	1
<b>FRAUD OFFENSES</b>	<b>242</b>
Credit Card/Automatic Teller Fraud	123
False Pretenses/Swindle/Confidence Game	92
Impersonation	29
<b>STOLEN PROPERTY OFFENSES</b>	<b>46</b>
Stolen Property Offenses	46
<b>DRUG/NARCOTIC OFFENSES</b>	<b>775</b>
Drug Equipment Violations	22
Drug/Narcotic Violations	757
<b>PORNOGRAPHY/OBSCENE MATERIAL</b>	<b>2</b>
Pornography/Obscene Material	2
<b>PROSTITUTION OFFENSES</b>	<b>10</b>
Assisting or Promoting Prostitution	10
<b>WEAPON LAW VIOLATIONS</b>	<b>67</b>
Weapon Law Violations	67

# Offenses (Group "A") by Agency

2012

COUNTY

AGENCY

OFFENSE CATEGORY

OFFENSE

# OF OFFENSES

<u>Dunbar PD</u>	<u>TOTAL</u>	<u>619</u>
<b>SEX OFFENSES, FORCIBLE</b>		<b>9</b>
Forcible Rape		5
Sexual Assault With An Object		4
<b>ASSAULT OFFENSES</b>		<b>162</b>
Aggravated Assault		26
Intimidation		4
Simple Assault		136
<b>KIDNAPING/ABDUCTION</b>		<b>2</b>
Kidnaping/Abduction		2
<b>ROBBERY</b>		<b>7</b>
Robbery		7
<b>BURGLARY/BREAKING &amp; ENTERING</b>		<b>71</b>
Burglary/Breaking & Entering		71
<b>LARCENY/THEFT OFFENSES</b>		<b>157</b>
All Other Larceny		107
Purse-snatching		1
Shoplifting		8
Theft From Building		4
Theft From Motor Vehicle		35
Theft of Motor Vehicle Parts/Accessories		3
<b>MOTOR VEHICLE THEFT</b>		<b>13</b>
Motor Vehicle Theft		13
<b>ARSON</b>		<b>1</b>
Arson		1
<b>COUNTERFEITING/FORGERY</b>		<b>8</b>
Counterfeiting/Forgery		8
<b>DESTRUCTION/DAMAGE/VANDALISM OF PROPERTY</b>		<b>82</b>
Destruction/Damage/Vandalism of Property		82
<b>FRAUD OFFENSES</b>		<b>20</b>
Credit Card/Automatic Teller Fraud		10
False Pretenses/Swindle/Confidence Game		8
Welfare Fraud		1
Wire Fraud		1
<b>STOLEN PROPERTY OFFENSES</b>		<b>6</b>
Stolen Property Offenses		6

# Offenses (Group "A") by Agency

2012

COUNTY

AGENCY

OFFENSE CATEGORY

OFFENSE

# OF OFFENSES

COUNTY	AGENCY	OFFENSE CATEGORY	OFFENSE	# OF OFFENSES
		<b>DRUG/NARCOTIC OFFENSES</b>		<b>61</b>
			Drug Equipment Violations	4
			Drug/Narcotic Violations	58
		<b>PORNOGRAPHY/OBSCENE MATERIAL</b>		<b>1</b>
			Pornography/Obscene Material	1
		<b>WEAPON LAW VIOLATIONS</b>		<b>13</b>
			Weapon Law Violations	13
	<b>East Bank PD</b>	<b>TOTAL</b>		<b>12</b>
		<b>ASSAULT OFFENSES</b>		<b>3</b>
			Simple Assault	3
		<b>BURGLARY/BREAKING &amp; ENTERING</b>		<b>3</b>
			Burglary/Breaking & Entering	3
		<b>LARCENY/THEFT OFFENSES</b>		<b>3</b>
			All Other Larceny	2
			Theft of Motor Vehicle Parts/Accessories	1
		<b>DESTRUCTION/DAMAGE/VANDALISM OF PROPERTY</b>		<b>3</b>
			Destruction/Damage/Vandalism of Property	3
	<b>FIRE MARSHAL - Kanawha</b>	<b>TOTAL</b>		<b>27</b>
		<b>ARSON</b>		<b>27</b>
			Arson	27

# Offenses (Group "A") by Agency

2012

COUNTY

AGENCY

OFFENSE CATEGORY

OFFENSE

# OF OFFENSES

<u>Glasgow PD</u>	<u>TOTAL</u>	<u>40</u>
<b>ASSAULT OFFENSES</b>		<b>9</b>
Aggravated Assault		2
Intimidation		4
Simple Assault		3
<b>ROBBERY</b>		<b>1</b>
Robbery		1
<b>BURGLARY/BREAKING &amp; ENTERING</b>		<b>4</b>
Burglary/Breaking & Entering		4
<b>LARCENY/THEFT OFFENSES</b>		<b>15</b>
All Other Larceny		9
Theft From Building		2
Theft From Motor Vehicle		4
<b>DESTRUCTION/DAMAGE/VANDALISM OF PROPERTY</b>		<b>10</b>
Destruction/Damage/Vandalism of Property		10
<b>DRUG/NARCOTIC OFFENSES</b>		<b>1</b>
Drug/Narcotic Violations		1
<u>ICAC Unit</u>	<u>TOTAL</u>	<u>13</u>
<b>PORNOGRAPHY/OBSCENE MATERIAL</b>		<b>12</b>
Pornography/Obscene Material		12
<b>PROSTITUTION OFFENSES</b>		<b>1</b>
Prostitution		1
<u>Kanawha Co Parks</u>	<u>TOTAL</u>	<u>4</u>
<b>BURGLARY/BREAKING &amp; ENTERING</b>		<b>1</b>
Burglary/Breaking & Entering		1
<b>LARCENY/THEFT OFFENSES</b>		<b>3</b>
All Other Larceny		1
Theft From Building		1
Theft From Motor Vehicle		1

# Offenses (Group "A") by Agency

2012

COUNTY

AGENCY

OFFENSE CATEGORY

OFFENSE

# OF OFFENSES

<u>Kanawha Co SO</u>	<u>TOTAL</u>	<u>3,929</u>
<b>HOMICIDE OFFENSES</b>		<b>7</b>
Justifiable Homicide		1
Murder and Nonnegligent Manslaughter		6
<b>SEX OFFENSES, FORCIBLE</b>		<b>68</b>
Forcible Fondling		44
Forcible Rape		8
Forcible Sodomy		3
Sexual Assault With An Object		15
<b>SEX OFFENSES, NONFORCIBLE</b>		<b>1</b>
Statutory Rape		1
<b>ASSAULT OFFENSES</b>		<b>1,253</b>
Aggravated Assault		144
Intimidation		50
Simple Assault		1,076
<b>KIDNAPING/ABDUCTION</b>		<b>10</b>
Kidnaping/Abduction		10
<b>ROBBERY</b>		<b>18</b>
Robbery		18
<b>BURGLARY/BREAKING &amp; ENTERING</b>		<b>547</b>
Burglary/Breaking & Entering		547
<b>LARCENY/THEFT OFFENSES</b>		<b>803</b>
All Other Larceny		518
Shoplifting		91
Theft From Building		14
Theft From Motor Vehicle		180
Theft of Motor Vehicle Parts/Accessories		3
<b>MOTOR VEHICLE THEFT</b>		<b>120</b>
Motor Vehicle Theft		120
<b>ARSON</b>		<b>28</b>
Arson		28
<b>COUNTERFEITING/FORGERY</b>		<b>38</b>
Counterfeiting/Forgery		38
<b>DESTRUCTION/DAMAGE/VANDALISM OF PROPERTY</b>		<b>451</b>
Destruction/Damage/Vandalism of Property		451
<b>EMBEZZLEMENT</b>		<b>7</b>
Embezzlement		7

# Offenses (Group "A") by Agency

2012

COUNTY

AGENCY

OFFENSE CATEGORY

OFFENSE

# OF OFFENSES

<b>FRAUD OFFENSES</b>	<b>80</b>
Credit Card/Automatic Teller Fraud	49
False Pretenses/Swindle/Confidence Game	29
Impersonation	2
<b>STOLEN PROPERTY OFFENSES</b>	<b>87</b>
Stolen Property Offenses	87
<b>DRUG/NARCOTIC OFFENSES</b>	<b>256</b>
Drug Equipment Violations	49
Drug/Narcotic Violations	235
<b>PORNOGRAPHY/OBSCENE MATERIAL</b>	<b>11</b>
Pornography/Obscene Material	11
<b>PROSTITUTION OFFENSES</b>	<b>1</b>
Assisting or Promoting Prostitution	1
Prostitution	1
<b>WEAPON LAW VIOLATIONS</b>	<b>92</b>
Weapon Law Violations	92
<b>Marmet PD</b>	<b>43</b>
<b>TOTAL</b>	<b>43</b>
<b>ASSAULT OFFENSES</b>	<b>1</b>
Simple Assault	1
<b>ROBBERY</b>	<b>1</b>
Robbery	1
<b>BURGLARY/BREAKING &amp; ENTERING</b>	<b>12</b>
Burglary/Breaking & Entering	12
<b>LARCENY/THEFT OFFENSES</b>	<b>26</b>
All Other Larceny	19
Pocket-picking	1
Shoplifting	1
Theft From Building	1
Theft From Motor Vehicle	4
<b>MOTOR VEHICLE THEFT</b>	<b>1</b>
Motor Vehicle Theft	1
<b>DRUG/NARCOTIC OFFENSES</b>	<b>1</b>
Drug/Narcotic Violations	1
<b>WEAPON LAW VIOLATIONS</b>	<b>1</b>
Weapon Law Violations	1



# Offenses (Group "A") by Agency

2012

COUNTY

AGENCY

OFFENSE CATEGORY

OFFENSE

# OF OFFENSES

<u>Nitro PD</u>	<u>TOTAL</u>	<u>590</u>
<b>SEX OFFENSES, FORCIBLE</b>		<b>6</b>
Forcible Fondling		4
Forcible Rape		1
Sexual Assault With An Object		1
<b>ASSAULT OFFENSES</b>		<b>82</b>
Aggravated Assault		6
Intimidation		1
Simple Assault		77
<b>ROBBERY</b>		<b>4</b>
Robbery		4
<b>BURGLARY/BREAKING &amp; ENTERING</b>		<b>43</b>
Burglary/Breaking & Entering		43
<b>LARCENY/THEFT OFFENSES</b>		<b>229</b>
All Other Larceny		69
Purse-snatching		2
Shoplifting		124
Theft From Building		4
Theft From Motor Vehicle		31
Theft of Motor Vehicle Parts/Accessories		1
<b>MOTOR VEHICLE THEFT</b>		<b>11</b>
Motor Vehicle Theft		11
<b>COUNTERFEITING/FORGERY</b>		<b>17</b>
Counterfeiting/Forgery		17
<b>DESTRUCTION/DAMAGE/VANDALISM OF PROPERTY</b>		<b>63</b>
Destruction/Damage/Vandalism of Property		63
<b>EMBEZZLEMENT</b>		<b>3</b>
Embezzlement		3
<b>FRAUD OFFENSES</b>		<b>18</b>
Credit Card/Automatic Teller Fraud		9
False Pretenses/Swindle/Confidence Game		9
Wire Fraud		3
<b>STOLEN PROPERTY OFFENSES</b>		<b>4</b>
Stolen Property Offenses		4
<b>DRUG/NARCOTIC OFFENSES</b>		<b>93</b>
Drug Equipment Violations		3

# Offenses (Group "A") by Agency

---

2012

COUNTY

AGENCY

OFFENSE CATEGORY

OFFENSE

# OF OFFENSES

---

Drug/Narcotic Violations	93
<b>PORNOGRAPHY/OBSCENE MATERIAL</b>	<b>1</b>
Pornography/Obscene Material	1
<b>WEAPON LAW VIOLATIONS</b>	<b>6</b>
Weapon Law Violations	6

# Offenses (Group "A") by Agency

2012

COUNTY

AGENCY

OFFENSE CATEGORY

OFFENSE

# OF OFFENSES

Quincy SP	TOTAL	611
<b>SEX OFFENSES, FORCIBLE</b>		<b>7</b>
Forcible Fondling		3
Forcible Rape		1
Forcible Sodomy		1
Sexual Assault With An Object		2
<b>ASSAULT OFFENSES</b>		<b>92</b>
Aggravated Assault		12
Intimidation		38
Simple Assault		43
<b>KIDNAPING/ABDUCTION</b>		<b>1</b>
Kidnaping/Abduction		1
<b>ROBBERY</b>		<b>2</b>
Robbery		2
<b>BURGLARY/BREAKING &amp; ENTERING</b>		<b>38</b>
Burglary/Breaking & Entering		38
<b>LARCENY/THEFT OFFENSES</b>		<b>197</b>
All Other Larceny		147
Shoplifting		44
Theft From Building		1
Theft From Motor Vehicle		2
Theft of Motor Vehicle Parts/Accessories		4
<b>MOTOR VEHICLE THEFT</b>		<b>15</b>
Motor Vehicle Theft		15
<b>COUNTERFEITING/FORGERY</b>		<b>23</b>
Counterfeiting/Forgery		23
<b>DESTRUCTION/DAMAGE/VANDALISM OF PROPERTY</b>		<b>39</b>
Destruction/Damage/Vandalism of Property		39
<b>EMBEZZLEMENT</b>		<b>7</b>
Embezzlement		7
<b>FRAUD OFFENSES</b>		<b>18</b>
Credit Card/Automatic Teller Fraud		2
False Pretenses/Swindle/Confidence Game		16
Impersonation		1
<b>STOLEN PROPERTY OFFENSES</b>		<b>6</b>
Stolen Property Offenses		6

# Offenses (Group "A") by Agency

---

2012

COUNTY

AGENCY

OFFENSE CATEGORY

OFFENSE

# OF OFFENSES

---

<b>DRUG/NARCOTIC OFFENSES</b>	<b>145</b>
Drug Equipment Violations	16
Drug/Narcotic Violations	141
<b>WEAPON LAW VIOLATIONS</b>	<b>6</b>
Weapon Law Violations	6

# Offenses (Group "A") by Agency

2012

COUNTY

AGENCY

OFFENSE CATEGORY

OFFENSE

# OF OFFENSES

So Charleston SP	TOTAL	1,435
<b>SEX OFFENSES, FORCIBLE</b>		<b>15</b>
Forcible Fondling		4
Forcible Rape		5
Sexual Assault With An Object		6
<b>SEX OFFENSES, NONFORCIBLE</b>		<b>2</b>
Statutory Rape		2
<b>ASSAULT OFFENSES</b>		<b>145</b>
Aggravated Assault		26
Intimidation		33
Simple Assault		88
<b>KIDNAPING/ABDUCTION</b>		<b>2</b>
Kidnaping/Abduction		2
<b>BURGLARY/BREAKING &amp; ENTERING</b>		<b>73</b>
Burglary/Breaking & Entering		73
<b>LARCENY/THEFT OFFENSES</b>		<b>470</b>
All Other Larceny		149
Shoplifting		11
Theft From Motor Vehicle		21
Theft of Motor Vehicle Parts/Accessories		293
<b>MOTOR VEHICLE THEFT</b>		<b>36</b>
Motor Vehicle Theft		36
<b>ARSON</b>		<b>3</b>
Arson		3
<b>COUNTERFEITING/FORGERY</b>		<b>44</b>
Counterfeiting/Forgery		44
<b>DESTRUCTION/DAMAGE/VANDALISM OF PROPERTY</b>		<b>112</b>
Destruction/Damage/Vandalism of Property		112
<b>EMBEZZLEMENT</b>		<b>1</b>
Embezzlement		1
<b>FRAUD OFFENSES</b>		<b>149</b>
Credit Card/Automatic Teller Fraud		15
False Pretenses/Swindle/Confidence Game		104
Impersonation		31
<b>STOLEN PROPERTY OFFENSES</b>		<b>18</b>
Stolen Property Offenses		18
<b>DRUG/NARCOTIC OFFENSES</b>		<b>305</b>

# Offenses (Group "A") by Agency

---

2012

COUNTY

AGENCY

OFFENSE CATEGORY

OFFENSE

# OF OFFENSES

---

Drug Equipment Violations	50
Drug/Narcotic Violations	293
<b>PORNOGRAPHY/OBSCENE MATERIAL</b>	<b>4</b>
Pornography/Obscene Material	4
<b>WEAPON LAW VIOLATIONS</b>	<b>11</b>
Weapon Law Violations	11

# Offenses (Group "A") by Agency

2012

COUNTY

AGENCY

OFFENSE CATEGORY

OFFENSE

# OF OFFENSES

South Charleston PD	TOTAL	1,453
<b>HOMICIDE OFFENSES</b>		<b>1</b>
Negligent Manslaughter		1
<b>SEX OFFENSES, FORCIBLE</b>		<b>12</b>
Forcible Fondling		6
Forcible Rape		3
Sexual Assault With An Object		5
<b>SEX OFFENSES, NONFORCIBLE</b>		<b>1</b>
Incest		1
<b>ASSAULT OFFENSES</b>		<b>240</b>
Aggravated Assault		51
Intimidation		28
Simple Assault		182
<b>KIDNAPING/ABDUCTION</b>		<b>4</b>
Kidnaping/Abduction		4
<b>ROBBERY</b>		<b>15</b>
Robbery		15
<b>BURGLARY/BREAKING &amp; ENTERING</b>		<b>86</b>
Burglary/Breaking & Entering		86
<b>LARCENY/THEFT OFFENSES</b>		<b>500</b>
All Other Larceny		262
Pocket-picking		1
Purse-snatching		3
Shoplifting		161
Theft From Building		8
Theft From Motor Vehicle		65
Theft of Motor Vehicle Parts/Accessories		7
<b>MOTOR VEHICLE THEFT</b>		<b>21</b>
Motor Vehicle Theft		21
<b>ARSON</b>		<b>1</b>
Arson		1
<b>COUNTERFEITING/FORGERY</b>		<b>33</b>
Counterfeiting/Forgery		33
<b>DESTRUCTION/DAMAGE/VANDALISM OF PROPERTY</b>		<b>158</b>
Destruction/Damage/Vandalism of Property		158
<b>EMBEZZLEMENT</b>		<b>7</b>
Embezzlement		7

# Offenses (Group "A") by Agency

---

2012

COUNTY

AGENCY

OFFENSE CATEGORY

OFFENSE

# OF OFFENSES

---

<b>FRAUD OFFENSES</b>	<b>44</b>
Credit Card/Automatic Teller Fraud	20
False Pretenses/Swindle/Confidence Game	23
Impersonation	1
<b>STOLEN PROPERTY OFFENSES</b>	<b>26</b>
Stolen Property Offenses	26
<b>DRUG/NARCOTIC OFFENSES</b>	<b>244</b>
Drug Equipment Violations	6
Drug/Narcotic Violations	238
<b>WEAPON LAW VIOLATIONS</b>	<b>30</b>
Weapon Law Violations	30



# Offenses (Group "A") by Agency

2012

COUNTY

AGENCY

OFFENSE CATEGORY

OFFENSE

# OF OFFENSES

St Albans PD	TOTAL	891
<b>SEX OFFENSES, FORCIBLE</b>		<b>7</b>
Forcible Fondling		2
Forcible Sodomy		3
Sexual Assault With An Object		2
<b>SEX OFFENSES, NONFORCIBLE</b>		<b>2</b>
Incest		1
Statutory Rape		1
<b>ASSAULT OFFENSES</b>		<b>116</b>
Aggravated Assault		22
Intimidation		15
Simple Assault		84
<b>KIDNAPING/ABDUCTION</b>		<b>4</b>
Kidnaping/Abduction		4
<b>ROBBERY</b>		<b>9</b>
Robbery		9
<b>BURGLARY/BREAKING &amp; ENTERING</b>		<b>86</b>
Burglary/Breaking & Entering		86
<b>LARCENY/THEFT OFFENSES</b>		<b>399</b>
All Other Larceny		138
Purse-snatching		1
Shoplifting		181
Theft From Building		7
Theft From Motor Vehicle		69
Theft of Motor Vehicle Parts/Accessories		5
<b>MOTOR VEHICLE THEFT</b>		<b>25</b>
Motor Vehicle Theft		25
<b>ARSON</b>		<b>1</b>
Arson		1
<b>BRIBERY</b>		<b>1</b>
Bribery		1
<b>COUNTERFEITING/FORGERY</b>		<b>13</b>
Counterfeiting/Forgery		13
<b>DESTRUCTION/DAMAGE/VANDALISM OF PROPERTY</b>		<b>103</b>
Destruction/Damage/Vandalism of Property		103
<b>EMBEZZLEMENT</b>		<b>2</b>
Embezzlement		2

# Offenses (Group "A") by Agency

2012

COUNTY

AGENCY

OFFENSE CATEGORY

OFFENSE

# OF OFFENSES

<b>FRAUD OFFENSES</b>	<b>28</b>
Credit Card/Automatic Teller Fraud	10
False Pretenses/Swindle/Confidence Game	13
Impersonation	3
Welfare Fraud	1
Wire Fraud	1
<b>STOLEN PROPERTY OFFENSES</b>	<b>13</b>
Stolen Property Offenses	13
<b>DRUG/NARCOTIC OFFENSES</b>	<b>62</b>
Drug Equipment Violations	4
Drug/Narcotic Violations	59
<b>WEAPON LAW VIOLATIONS</b>	<b>12</b>
Weapon Law Violations	12
<b>tf Metro Drug Enforcement</b>	<b>221</b>
<b>ASSAULT OFFENSES</b>	<b>1</b>
Intimidation	1
<b>COUNTERFEITING/FORGERY</b>	<b>1</b>
Counterfeiting/Forgery	1
<b>FRAUD OFFENSES</b>	<b>1</b>
False Pretenses/Swindle/Confidence Game	1
<b>STOLEN PROPERTY OFFENSES</b>	<b>1</b>
Stolen Property Offenses	1
<b>DRUG/NARCOTIC OFFENSES</b>	<b>212</b>
Drug Equipment Violations	14
Drug/Narcotic Violations	200
<b>WEAPON LAW VIOLATIONS</b>	<b>3</b>
Weapon Law Violations	3

# Offenses (Group "A") by Agency

2012

COUNTY

AGENCY

OFFENSE CATEGORY

OFFENSE

# OF OFFENSES

<u>Turnpike - Kanawha</u>	<u>TOTAL</u>	<u>46</u>
<b>ASSAULT OFFENSES</b>		<b>1</b>
Simple Assault		1
<b>ROBBERY</b>		<b>1</b>
Robbery		1
<b>LARCENY/THEFT OFFENSES</b>		<b>2</b>
All Other Larceny		2
<b>DESTRUCTION/DAMAGE/VANDALISM OF PROPERTY</b>		<b>4</b>
Destruction/Damage/Vandalism of Property		4
<b>STOLEN PROPERTY OFFENSES</b>		<b>3</b>
Stolen Property Offenses		3
<b>DRUG/NARCOTIC OFFENSES</b>		<b>35</b>
Drug/Narcotic Violations		35
<u>WV State University</u>	<u>TOTAL</u>	<u>56</u>
<b>SEX OFFENSES, FORCIBLE</b>		<b>1</b>
Forcible Fondling		1
<b>ASSAULT OFFENSES</b>		<b>15</b>
Intimidation		5
Simple Assault		10
<b>BURGLARY/BREAKING &amp; ENTERING</b>		<b>5</b>
Burglary/Breaking & Entering		5
<b>LARCENY/THEFT OFFENSES</b>		<b>21</b>
All Other Larceny		20
Theft From Motor Vehicle		1
<b>MOTOR VEHICLE THEFT</b>		<b>2</b>
Motor Vehicle Theft		2
<b>COUNTERFEITING/FORGERY</b>		<b>1</b>
Counterfeiting/Forgery		1
<b>DESTRUCTION/DAMAGE/VANDALISM OF PROPERTY</b>		<b>4</b>
Destruction/Damage/Vandalism of Property		4
<b>FRAUD OFFENSES</b>		<b>2</b>
Credit Card/Automatic Teller Fraud		2
<b>DRUG/NARCOTIC OFFENSES</b>		<b>2</b>
Drug/Narcotic Violations		2
<b>WEAPON LAW VIOLATIONS</b>		<b>3</b>
Weapon Law Violations		3

# Offenses (Group "A") by Agency

2012

COUNTY

AGENCY

OFFENSE CATEGORY

OFFENSE

# OF OFFENSES

Lewis County TOTAL 428

Lewis Co SO	TOTAL	95
<b>SEX OFFENSES, FORCIBLE</b>		<b>1</b>
Sexual Assault With An Object		1
<b>ASSAULT OFFENSES</b>		<b>34</b>
Aggravated Assault		4
Intimidation		9
Simple Assault		21
<b>BURGLARY/BREAKING &amp; ENTERING</b>		<b>7</b>
Burglary/Breaking & Entering		7
<b>LARCENY/THEFT OFFENSES</b>		<b>27</b>
All Other Larceny		21
Shoplifting		1
Theft From Building		4
Theft From Motor Vehicle		1
<b>COUNTERFEITING/FORGERY</b>		<b>1</b>
Counterfeiting/Forgery		1
<b>DESTRUCTION/DAMAGE/VANDALISM OF PROPERTY</b>		<b>8</b>
Destruction/Damage/Vandalism of Property		8
<b>EMBEZZLEMENT</b>		<b>1</b>
Embezzlement		1
<b>FRAUD OFFENSES</b>		<b>3</b>
False Pretenses/Swindle/Confidence Game		2
Impersonation		1
<b>DRUG/NARCOTIC OFFENSES</b>		<b>10</b>
Drug/Narcotic Violations		10
<b>WEAPON LAW VIOLATIONS</b>		<b>3</b>
Weapon Law Violations		3

# Offenses (Group "A") by Agency

2012

COUNTY

AGENCY

OFFENSE CATEGORY

OFFENSE

# OF OFFENSES

Weston PD	TOTAL	33
<b>ASSAULT OFFENSES</b>		<b>21</b>
Intimidation		2
Simple Assault		19
<b>BURGLARY/BREAKING &amp; ENTERING</b>		<b>1</b>
Burglary/Breaking & Entering		1
<b>LARCENY/THEFT OFFENSES</b>		<b>7</b>
All Other Larceny		1
Shoplifting		6
<b>DESTRUCTION/DAMAGE/VANDALISM OF PROPERTY</b>		<b>3</b>
Destruction/Damage/Vandalism of Property		3
<b>DRUG/NARCOTIC OFFENSES</b>		<b>1</b>
Drug/Narcotic Violations		1

# Offenses (Group "A") by Agency

2012

COUNTY

AGENCY

OFFENSE CATEGORY

OFFENSE

# OF OFFENSES

Weston SP	TOTAL	300
<b>SEX OFFENSES, FORCIBLE</b>		<b>5</b>
Forcible Fondling		5
<b>SEX OFFENSES, NONFORCIBLE</b>		<b>1</b>
Incest		1
<b>ASSAULT OFFENSES</b>		<b>71</b>
Aggravated Assault		12
Intimidation		11
Simple Assault		50
<b>BURGLARY/BREAKING &amp; ENTERING</b>		<b>23</b>
Burglary/Breaking & Entering		23
<b>LARCENY/THEFT OFFENSES</b>		<b>83</b>
All Other Larceny		64
Shoplifting		5
Theft From Building		1
Theft From Motor Vehicle		13
<b>MOTOR VEHICLE THEFT</b>		<b>3</b>
Motor Vehicle Theft		3
<b>COUNTERFEITING/FORGERY</b>		<b>10</b>
Counterfeiting/Forgery		10
<b>DESTRUCTION/DAMAGE/VANDALISM OF PROPERTY</b>		<b>42</b>
Destruction/Damage/Vandalism of Property		42
<b>FRAUD OFFENSES</b>		<b>11</b>
False Pretenses/Swindle/Confidence Game		9
Impersonation		3
<b>STOLEN PROPERTY OFFENSES</b>		<b>3</b>
Stolen Property Offenses		3
<b>DRUG/NARCOTIC OFFENSES</b>		<b>40</b>
Drug Equipment Violations		2
Drug/Narcotic Violations		38
<b>WEAPON LAW VIOLATIONS</b>		<b>5</b>
Weapon Law Violations		5
<b>Lincoln County TOTAL</b>		<b>916</b>

# Offenses (Group "A") by Agency

2012

COUNTY

AGENCY

OFFENSE CATEGORY

OFFENSE

# OF OFFENSES

<u>Hamlin PD</u>	<u>TOTAL</u>	<u>77</u>
<b>SEX OFFENSES, FORCIBLE</b>		<b>2</b>
Forcible Fondling		2
<b>ASSAULT OFFENSES</b>		<b>22</b>
Aggravated Assault		18
Intimidation		4
<b>BURGLARY/BREAKING &amp; ENTERING</b>		<b>3</b>
Burglary/Breaking & Entering		3
<b>LARCENY/THEFT OFFENSES</b>		<b>26</b>
All Other Larceny		23
Shoplifting		1
Theft From Building		1
Theft From Motor Vehicle		1
<b>MOTOR VEHICLE THEFT</b>		<b>1</b>
Motor Vehicle Theft		1
<b>COUNTERFEITING/FORGERY</b>		<b>2</b>
Counterfeiting/Forgery		2
<b>DESTRUCTION/DAMAGE/VANDALISM OF PROPERTY</b>		<b>8</b>
Destruction/Damage/Vandalism of Property		8
<b>FRAUD OFFENSES</b>		<b>2</b>
Credit Card/Automatic Teller Fraud		1
False Pretenses/Swindle/Confidence Game		1
<b>STOLEN PROPERTY OFFENSES</b>		<b>1</b>
Stolen Property Offenses		1
<b>DRUG/NARCOTIC OFFENSES</b>		<b>10</b>
Drug/Narcotic Violations		10

# Offenses (Group "A") by Agency

2012

COUNTY

AGENCY

OFFENSE CATEGORY

OFFENSE

# OF OFFENSES

Hamlin SP	TOTAL	833
<b>HOMICIDE OFFENSES</b>		<b>1</b>
Murder and Nonnegligent Manslaughter		1
<b>SEX OFFENSES, FORCIBLE</b>		<b>7</b>
Forcible Fondling		2
Forcible Rape		1
Forcible Sodomy		1
Sexual Assault With An Object		3
<b>ASSAULT OFFENSES</b>		<b>167</b>
Aggravated Assault		37
Intimidation		39
Simple Assault		99
<b>ROBBERY</b>		<b>3</b>
Robbery		3
<b>BURGLARY/BREAKING &amp; ENTERING</b>		<b>106</b>
Burglary/Breaking & Entering		106
<b>LARCENY/THEFT OFFENSES</b>		<b>233</b>
All Other Larceny		193
Shoplifting		12
Theft From Motor Vehicle		3
Theft of Motor Vehicle Parts/Accessories		25
<b>MOTOR VEHICLE THEFT</b>		<b>29</b>
Motor Vehicle Theft		29
<b>ARSON</b>		<b>2</b>
Arson		2
<b>BRIBERY</b>		<b>1</b>
Bribery		1
<b>COUNTERFEITING/FORGERY</b>		<b>4</b>
Counterfeiting/Forgery		4
<b>DESTRUCTION/DAMAGE/VANDALISM OF PROPERTY</b>		<b>130</b>
Destruction/Damage/Vandalism of Property		130
<b>FRAUD OFFENSES</b>		<b>7</b>
False Pretenses/Swindle/Confidence Game		5
Impersonation		2
<b>STOLEN PROPERTY OFFENSES</b>		<b>3</b>
Stolen Property Offenses		3
<b>DRUG/NARCOTIC OFFENSES</b>		<b>127</b>



# Offenses (Group "A") by Agency

2012

COUNTY

AGENCY

OFFENSE CATEGORY

OFFENSE

# OF OFFENSES

	Drug Equipment Violations	3
	Drug/Narcotic Violations	124
	<b>PORNOGRAPHY/OBSCENE MATERIAL</b>	<b>1</b>
	Pornography/Obscene Material	1
	<b>WEAPON LAW VIOLATIONS</b>	<b>4</b>
	Weapon Law Violations	4
<b>Lincoln Co SO</b>	<b>TOTAL</b>	<b>6</b>
	<b>ASSAULT OFFENSES</b>	<b>3</b>
	Aggravated Assault	3
	<b>BURGLARY/BREAKING &amp; ENTERING</b>	<b>1</b>
	Burglary/Breaking & Entering	1
	<b>LARCENY/THEFT OFFENSES</b>	<b>2</b>
	All Other Larceny	2
<b>Logan</b>	<b>County TOTAL</b>	<b>1555</b>

# Offenses (Group "A") by Agency

2012

COUNTY

AGENCY

OFFENSE CATEGORY

OFFENSE

# OF OFFENSES

<u>Chapmanville PD</u>	<u>TOTAL</u>	<u>136</u>
<b>ASSAULT OFFENSES</b>		<b>18</b>
Aggravated Assault		4
Intimidation		5
Simple Assault		9
<b>BURGLARY/BREAKING &amp; ENTERING</b>		<b>5</b>
Burglary/Breaking & Entering		5
<b>LARCENY/THEFT OFFENSES</b>		<b>46</b>
All Other Larceny		12
Shoplifting		25
Theft From Building		4
Theft From Motor Vehicle		4
Theft of Motor Vehicle Parts/Accessories		1
<b>MOTOR VEHICLE THEFT</b>		<b>1</b>
Motor Vehicle Theft		1
<b>COUNTERFEITING/FORGERY</b>		<b>1</b>
Counterfeiting/Forgery		1
<b>DESTRUCTION/DAMAGE/VANDALISM OF PROPERTY</b>		<b>11</b>
Destruction/Damage/Vandalism of Property		11
<b>FRAUD OFFENSES</b>		<b>2</b>
False Pretenses/Swindle/Confidence Game		2
<b>DRUG/NARCOTIC OFFENSES</b>		<b>51</b>
Drug/Narcotic Violations		51
<b>WEAPON LAW VIOLATIONS</b>		<b>1</b>
Weapon Law Violations		1
<u>DNR - 5 - Logan</u>	<u>TOTAL</u>	<u>1</u>
<b>DRUG/NARCOTIC OFFENSES</b>		<b>1</b>
Drug/Narcotic Violations		1

# Offenses (Group "A") by Agency

2012

COUNTY

AGENCY

OFFENSE CATEGORY

OFFENSE

# OF OFFENSES

Logan Co SO	TOTAL	124
<b>HOMICIDE OFFENSES</b>		<b>1</b>
Murder and Nonnegligent Manslaughter		1
<b>SEX OFFENSES, FORCIBLE</b>		<b>1</b>
Forcible Rape		1
<b>ASSAULT OFFENSES</b>		<b>41</b>
Aggravated Assault		38
Intimidation		2
Simple Assault		1
<b>BURGLARY/BREAKING &amp; ENTERING</b>		<b>11</b>
Burglary/Breaking & Entering		11
<b>LARCENY/THEFT OFFENSES</b>		<b>28</b>
All Other Larceny		25
Shoplifting		2
Theft From Motor Vehicle		2
<b>MOTOR VEHICLE THEFT</b>		<b>6</b>
Motor Vehicle Theft		6
<b>ARSON</b>		<b>1</b>
Arson		1
<b>COUNTERFEITING/FORGERY</b>		<b>4</b>
Counterfeiting/Forgery		4
<b>DESTRUCTION/DAMAGE/VANDALISM OF PROPERTY</b>		<b>7</b>
Destruction/Damage/Vandalism of Property		7
<b>EMBEZZLEMENT</b>		<b>1</b>
Embezzlement		1
<b>FRAUD OFFENSES</b>		<b>7</b>
Credit Card/Automatic Teller Fraud		1
False Pretenses/Swindle/Confidence Game		4
Impersonation		3
<b>STOLEN PROPERTY OFFENSES</b>		<b>4</b>
Stolen Property Offenses		4
<b>DRUG/NARCOTIC OFFENSES</b>		<b>8</b>
Drug/Narcotic Violations		8
<b>WEAPON LAW VIOLATIONS</b>		<b>2</b>
Weapon Law Violations		2

# Offenses (Group "A") by Agency

2012

COUNTY

AGENCY

OFFENSE CATEGORY

OFFENSE

# OF OFFENSES

Logan SP	TOTAL	1,238
<b>SEX OFFENSES, FORCIBLE</b>		<b>15</b>
Forcible Fondling		4
Forcible Rape		8
Sexual Assault With An Object		3
<b>ASSAULT OFFENSES</b>		<b>241</b>
Aggravated Assault		69
Intimidation		30
Simple Assault		148
<b>KIDNAPING/ABDUCTION</b>		<b>1</b>
Kidnaping/Abduction		1
<b>ROBBERY</b>		<b>8</b>
Robbery		8
<b>BURGLARY/BREAKING &amp; ENTERING</b>		<b>104</b>
Burglary/Breaking & Entering		104
<b>LARCENY/THEFT OFFENSES</b>		<b>312</b>
All Other Larceny		61
Shoplifting		18
Theft From Building		108
Theft From Motor Vehicle		23
Theft of Motor Vehicle Parts/Accessories		103
<b>MOTOR VEHICLE THEFT</b>		<b>54</b>
Motor Vehicle Theft		54
<b>COUNTERFEITING/FORGERY</b>		<b>18</b>
Counterfeiting/Forgery		18
<b>DESTRUCTION/DAMAGE/VANDALISM OF PROPERTY</b>		<b>126</b>
Destruction/Damage/Vandalism of Property		126
<b>EMBEZZLEMENT</b>		<b>4</b>
Embezzlement		4
<b>FRAUD OFFENSES</b>		<b>47</b>
False Pretenses/Swindle/Confidence Game		24
Impersonation		4
Wire Fraud		19
<b>STOLEN PROPERTY OFFENSES</b>		<b>9</b>
Stolen Property Offenses		9
<b>DRUG/NARCOTIC OFFENSES</b>		<b>270</b>
Drug Equipment Violations		7

# Offenses (Group "A") by Agency

2012

COUNTY

AGENCY

OFFENSE CATEGORY

OFFENSE

# OF OFFENSES

	Drug/Narcotic Violations	264
	<b>PORNOGRAPHY/OBSCENE MATERIAL</b>	<b>1</b>
	Pornography/Obscene Material	1
	<b>PROSTITUTION OFFENSES</b>	<b>1</b>
	Assisting or Promoting Prostitution	1
	<b>WEAPON LAW VIOLATIONS</b>	<b>19</b>
	Weapon Law Violations	19
<b>tf U S 119 Task Force</b>	<b>TOTAL</b>	<b>56</b>
	<b>LARCENY/THEFT OFFENSES</b>	<b>1</b>
	All Other Larceny	1
	<b>COUNTERFEITING/FORGERY</b>	<b>1</b>
	Counterfeiting/Forgery	1
	<b>DRUG/NARCOTIC OFFENSES</b>	<b>54</b>
	Drug/Narcotic Violations	54
<b>MARION</b>	<b>County TOTAL</b>	<b>1552</b>
<b>BCI - Fairmont</b>	<b>TOTAL</b>	<b>28</b>
	<b>DRUG/NARCOTIC OFFENSES</b>	<b>28</b>
	Drug/Narcotic Violations	28
<b>DNR - 1 - Marion</b>	<b>TOTAL</b>	<b>2</b>
	<b>DRUG/NARCOTIC OFFENSES</b>	<b>1</b>
	Drug/Narcotic Violations	1
	<b>WEAPON LAW VIOLATIONS</b>	<b>1</b>
	Weapon Law Violations	1

# Offenses (Group "A") by Agency

2012

COUNTY

AGENCY

OFFENSE CATEGORY

OFFENSE

# OF OFFENSES

<u>Fairmont Campus Police</u>	<u>TOTAL</u>	<u>105</u>
<b>SEX OFFENSES, FORCIBLE</b>		<b>1</b>
Forcible Fondling		1
<b>ASSAULT OFFENSES</b>		<b>13</b>
Aggravated Assault		1
Simple Assault		12
<b>ROBBERY</b>		<b>1</b>
Robbery		1
<b>BURGLARY/BREAKING &amp; ENTERING</b>		<b>6</b>
Burglary/Breaking & Entering		6
<b>LARCENY/THEFT OFFENSES</b>		<b>37</b>
All Other Larceny		1
Theft From Building		34
Theft From Motor Vehicle		2
<b>MOTOR VEHICLE THEFT</b>		<b>2</b>
Motor Vehicle Theft		2
<b>DESTRUCTION/DAMAGE/VANDALISM OF PROPERTY</b>		<b>20</b>
Destruction/Damage/Vandalism of Property		20
<b>FRAUD OFFENSES</b>		<b>1</b>
Credit Card/Automatic Teller Fraud		1
<b>DRUG/NARCOTIC OFFENSES</b>		<b>15</b>
Drug Equipment Violations		10
Drug/Narcotic Violations		11
<b>WEAPON LAW VIOLATIONS</b>		<b>3</b>
Weapon Law Violations		3

# Offenses (Group "A") by Agency

2012

COUNTY

AGENCY

OFFENSE CATEGORY

OFFENSE

# OF OFFENSES

Fairmont PD	TOTAL	796
<b>SEX OFFENSES, FORCIBLE</b>		<b>21</b>
Forcible Fondling		8
Forcible Rape		10
Forcible Sodomy		3
<b>SEX OFFENSES, NONFORCIBLE</b>		<b>6</b>
Statutory Rape		6
<b>ASSAULT OFFENSES</b>		<b>189</b>
Aggravated Assault		19
Intimidation		10
Simple Assault		161
<b>KIDNAPING/ABDUCTION</b>		<b>4</b>
Kidnaping/Abduction		4
<b>ROBBERY</b>		<b>11</b>
Robbery		11
<b>BURGLARY/BREAKING &amp; ENTERING</b>		<b>133</b>
Burglary/Breaking & Entering		133
<b>LARCENY/THEFT OFFENSES</b>		<b>207</b>
All Other Larceny		92
Purse-snatching		8
Shoplifting		32
Theft From Building		20
Theft From Motor Vehicle		53
Theft of Motor Vehicle Parts/Accessories		4
<b>MOTOR VEHICLE THEFT</b>		<b>12</b>
Motor Vehicle Theft		12
<b>ARSON</b>		<b>9</b>
Arson		9
<b>COUNTERFEITING/FORGERY</b>		<b>9</b>
Counterfeiting/Forgery		9
<b>DESTRUCTION/DAMAGE/VANDALISM OF PROPERTY</b>		<b>118</b>
Destruction/Damage/Vandalism of Property		118
<b>EMBEZZLEMENT</b>		<b>5</b>
Embezzlement		5
<b>FRAUD OFFENSES</b>		<b>30</b>
Credit Card/Automatic Teller Fraud		6
False Pretenses/Swindle/Confidence Game		22

# Offenses (Group "A") by Agency

---

2012

COUNTY

AGENCY

OFFENSE CATEGORY

OFFENSE

# OF OFFENSES

---

Impersonation	1
Welfare Fraud	1
<b>STOLEN PROPERTY OFFENSES</b>	<b>5</b>
Stolen Property Offenses	5
<b>DRUG/NARCOTIC OFFENSES</b>	<b>20</b>
Drug/Narcotic Violations	20
<b>PORNOGRAPHY/OBSCENE MATERIAL</b>	<b>2</b>
Pornography/Obscene Material	2
<b>WEAPON LAW VIOLATIONS</b>	<b>12</b>
Weapon Law Violations	12



# Offenses (Group "A") by Agency

2012

COUNTY

AGENCY

OFFENSE CATEGORY

OFFENSE

# OF OFFENSES

Fairmont SP	TOTAL	253
<b>SEX OFFENSES, FORCIBLE</b>		<b>5</b>
Forcible Fondling		4
Sexual Assault With An Object		1
<b>ASSAULT OFFENSES</b>		<b>31</b>
Aggravated Assault		6
Intimidation		6
Simple Assault		19
<b>KIDNAPING/ABDUCTION</b>		<b>1</b>
Kidnaping/Abduction		1
<b>BURGLARY/BREAKING &amp; ENTERING</b>		<b>27</b>
Burglary/Breaking & Entering		27
<b>LARCENY/THEFT OFFENSES</b>		<b>58</b>
All Other Larceny		41
Purse-snatching		1
Shoplifting		2
Theft From Motor Vehicle		4
Theft of Motor Vehicle Parts/Accessories		11
<b>MOTOR VEHICLE THEFT</b>		<b>6</b>
Motor Vehicle Theft		6
<b>COUNTERFEITING/FORGERY</b>		<b>9</b>
Counterfeiting/Forgery		9
<b>DESTRUCTION/DAMAGE/VANDALISM OF PROPERTY</b>		<b>42</b>
Destruction/Damage/Vandalism of Property		42
<b>EMBEZZLEMENT</b>		<b>1</b>
Embezzlement		1
<b>FRAUD OFFENSES</b>		<b>14</b>
Credit Card/Automatic Teller Fraud		3
False Pretenses/Swindle/Confidence Game		8
Impersonation		3
<b>STOLEN PROPERTY OFFENSES</b>		<b>5</b>
Stolen Property Offenses		5
<b>DRUG/NARCOTIC OFFENSES</b>		<b>48</b>
Drug/Narcotic Violations		48
<b>PORNOGRAPHY/OBSCENE MATERIAL</b>		<b>2</b>
Pornography/Obscene Material		2
<b>WEAPON LAW VIOLATIONS</b>		<b>3</b>

# Offenses (Group "A") by Agency

2012

COUNTY

AGENCY

OFFENSE CATEGORY

OFFENSE

# OF OFFENSES

AGENCY	OFFENSE CATEGORY	OFFENSE	# OF OFFENSES
		Weapon Law Violations	3
<b>Marion Co SO</b>	<b>TOTAL</b>		<b>353</b>
	<b>SEX OFFENSES, FORCIBLE</b>		<b>2</b>
		Forcible Rape	2
	<b>ASSAULT OFFENSES</b>		<b>107</b>
		Aggravated Assault	72
		Intimidation	19
		Simple Assault	18
	<b>KIDNAPING/ABDUCTION</b>		<b>2</b>
		Kidnaping/Abduction	2
	<b>BURGLARY/BREAKING &amp; ENTERING</b>		<b>18</b>
		Burglary/Breaking & Entering	18
	<b>LARCENY/THEFT OFFENSES</b>		<b>40</b>
		All Other Larceny	35
		Shoplifting	3
		Theft From Motor Vehicle	1
		Theft of Motor Vehicle Parts/Accessories	1
	<b>MOTOR VEHICLE THEFT</b>		<b>3</b>
		Motor Vehicle Theft	3
	<b>COUNTERFEITING/FORGERY</b>		<b>7</b>
		Counterfeiting/Forgery	7
	<b>DESTRUCTION/DAMAGE/VANDALISM OF PROPERTY</b>		<b>31</b>
		Destruction/Damage/Vandalism of Property	31
	<b>EMBEZZLEMENT</b>		<b>1</b>
		Embezzlement	1
	<b>FRAUD OFFENSES</b>		<b>11</b>
		Credit Card/Automatic Teller Fraud	1
		False Pretenses/Swindle/Confidence Game	9
		Impersonation	1
	<b>STOLEN PROPERTY OFFENSES</b>		<b>3</b>
		Stolen Property Offenses	3
	<b>DRUG/NARCOTIC OFFENSES</b>		<b>118</b>
		Drug/Narcotic Violations	118
	<b>WEAPON LAW VIOLATIONS</b>		<b>8</b>
		Weapon Law Violations	8

# Offenses (Group "A") by Agency

2012

COUNTY

AGENCY

OFFENSE CATEGORY

OFFENSE

# OF OFFENSES

COUNTY	AGENCY	OFFENSE CATEGORY	OFFENSE	# OF OFFENSES
	<b>Monongah PD</b>	<b>TOTAL</b>		<b>3</b>
		<b>ASSAULT OFFENSES</b>		<b>1</b>
		Simple Assault		1
		<b>LARCENY/THEFT OFFENSES</b>		<b>1</b>
		Shoplifting		1
		<b>DESTRUCTION/DAMAGE/VANDALISM OF PROPERTY</b>		<b>1</b>
		Destruction/Damage/Vandalism of Property		1
	<b>TF--3 RIVERS</b>	<b>TOTAL</b>		<b>12</b>
		<b>DRUG/NARCOTIC OFFENSES</b>		<b>11</b>
		Drug/Narcotic Violations		11
		<b>PROSTITUTION OFFENSES</b>		<b>1</b>
		Prostitution		1
<b>Marshall</b>	<b>County</b>	<b>TOTAL</b>		<b>1865</b>
	<b>Benwood PD</b>	<b>TOTAL</b>		<b>4</b>
		<b>ASSAULT OFFENSES</b>		<b>2</b>
		Simple Assault		2
		<b>LARCENY/THEFT OFFENSES</b>		<b>1</b>
		Theft From Building		1
		<b>DRUG/NARCOTIC OFFENSES</b>		<b>1</b>
		Drug/Narcotic Violations		1
	<b>DNR - 1 - Marshall</b>	<b>TOTAL</b>		<b>1</b>
		<b>WEAPON LAW VIOLATIONS</b>		<b>1</b>
		Weapon Law Violations		1

# Offenses (Group "A") by Agency

2012

COUNTY

AGENCY

OFFENSE CATEGORY

OFFENSE

# OF OFFENSES

Glen Dale PD	TOTAL	68
<b>SEX OFFENSES, FORCIBLE</b>		<b>1</b>
Forcible Rape		1
<b>ASSAULT OFFENSES</b>		<b>13</b>
Aggravated Assault		8
Intimidation		3
Simple Assault		3
<b>KIDNAPING/ABDUCTION</b>		<b>1</b>
Kidnaping/Abduction		1
<b>BURGLARY/BREAKING &amp; ENTERING</b>		<b>8</b>
Burglary/Breaking & Entering		8
<b>LARCENY/THEFT OFFENSES</b>		<b>17</b>
All Other Larceny		16
Theft of Motor Vehicle Parts/Accessories		1
<b>MOTOR VEHICLE THEFT</b>		<b>1</b>
Motor Vehicle Theft		1
<b>ARSON</b>		<b>1</b>
Arson		1
<b>COUNTERFEITING/FORGERY</b>		<b>1</b>
Counterfeiting/Forgery		1
<b>DESTRUCTION/DAMAGE/VANDALISM OF PROPERTY</b>		<b>14</b>
Destruction/Damage/Vandalism of Property		14
<b>EMBEZZLEMENT</b>		<b>1</b>
Embezzlement		1
<b>FRAUD OFFENSES</b>		<b>2</b>
Credit Card/Automatic Teller Fraud		1
False Pretenses/Swindle/Confidence Game		1
<b>DRUG/NARCOTIC OFFENSES</b>		<b>5</b>
Drug/Narcotic Violations		5
<b>WEAPON LAW VIOLATIONS</b>		<b>2</b>
Weapon Law Violations		2

# Offenses (Group "A") by Agency

2012

COUNTY

AGENCY

OFFENSE CATEGORY

OFFENSE

# OF OFFENSES

Marshall Co SO	TOTAL	440
<b>SEX OFFENSES, FORCIBLE</b>		<b>3</b>
Forcible Fondling		2
Forcible Rape		1
<b>ASSAULT OFFENSES</b>		<b>81</b>
Aggravated Assault		24
Intimidation		9
Simple Assault		50
<b>BURGLARY/BREAKING &amp; ENTERING</b>		<b>59</b>
Burglary/Breaking & Entering		59
<b>LARCENY/THEFT OFFENSES</b>		<b>127</b>
All Other Larceny		90
Pocket-picking		3
Shoplifting		1
Theft From Building		21
Theft From Motor Vehicle		15
<b>MOTOR VEHICLE THEFT</b>		<b>12</b>
Motor Vehicle Theft		12
<b>ARSON</b>		<b>1</b>
Arson		1
<b>COUNTERFEITING/FORGERY</b>		<b>4</b>
Counterfeiting/Forgery		4
<b>DESTRUCTION/DAMAGE/VANDALISM OF PROPERTY</b>		<b>90</b>
Destruction/Damage/Vandalism of Property		90
<b>EMBEZZLEMENT</b>		<b>3</b>
Embezzlement		3
<b>FRAUD OFFENSES</b>		<b>10</b>
Credit Card/Automatic Teller Fraud		3
False Pretenses/Swindle/Confidence Game		7
<b>STOLEN PROPERTY OFFENSES</b>		<b>3</b>
Stolen Property Offenses		3
<b>DRUG/NARCOTIC OFFENSES</b>		<b>36</b>
Drug Equipment Violations		2
Drug/Narcotic Violations		36
<b>PORNOGRAPHY/OBSCENE MATERIAL</b>		<b>2</b>
Pornography/Obscene Material		2
<b>WEAPON LAW VIOLATIONS</b>		<b>2</b>

# Offenses (Group "A") by Agency

---

2012

COUNTY

AGENCY

OFFENSE CATEGORY

OFFENSE

# OF OFFENSES

---

Weapon Law Violations

2

# Offenses (Group "A") by Agency

2012

COUNTY

AGENCY

OFFENSE CATEGORY

OFFENSE

# OF OFFENSES

<u>Moundsville PD</u>	<u>TOTAL</u>	<u>1,172</u>
<b>SEX OFFENSES, FORCIBLE</b>		<b>5</b>
Forcible Fondling		2
Forcible Rape		3
<b>SEX OFFENSES, NONFORCIBLE</b>		<b>8</b>
Statutory Rape		8
<b>ASSAULT OFFENSES</b>		<b>245</b>
Aggravated Assault		24
Intimidation		14
Simple Assault		208
<b>KIDNAPING/ABDUCTION</b>		<b>2</b>
Kidnaping/Abduction		2
<b>ROBBERY</b>		<b>6</b>
Robbery		6
<b>BURGLARY/BREAKING &amp; ENTERING</b>		<b>107</b>
Burglary/Breaking & Entering		107
<b>LARCENY/THEFT OFFENSES</b>		<b>453</b>
All Other Larceny		110
Pocket-picking		7
Purse-snatching		6
Shoplifting		178
Theft From Building		58
Theft From Coin Operated Machine or Device		5
Theft From Motor Vehicle		86
Theft of Motor Vehicle Parts/Accessories		7
<b>MOTOR VEHICLE THEFT</b>		<b>12</b>
Motor Vehicle Theft		12
<b>ARSON</b>		<b>1</b>
Arson		1
<b>COUNTERFEITING/FORGERY</b>		<b>15</b>
Counterfeiting/Forgery		15
<b>DESTRUCTION/DAMAGE/VANDALISM OF PROPERTY</b>		<b>143</b>
Destruction/Damage/Vandalism of Property		143
<b>EMBEZZLEMENT</b>		<b>7</b>
Embezzlement		7
<b>FRAUD OFFENSES</b>		<b>41</b>
Credit Card/Automatic Teller Fraud		25

# Offenses (Group "A") by Agency

2012

COUNTY

AGENCY

OFFENSE CATEGORY

OFFENSE

# OF OFFENSES

---

False Pretenses/Swindle/Confidence Game	16
<b>STOLEN PROPERTY OFFENSES</b>	<b>67</b>
Stolen Property Offenses	67
<b>DRUG/NARCOTIC OFFENSES</b>	<b>43</b>
Drug/Narcotic Violations	43
<b>PROSTITUTION OFFENSES</b>	<b>2</b>
Assisting or Promoting Prostitution	2
<b>WEAPON LAW VIOLATIONS</b>	<b>10</b>
Weapon Law Violations	10



# Offenses (Group "A") by Agency

2012

COUNTY

AGENCY

OFFENSE CATEGORY

OFFENSE

# OF OFFENSES

<u>Moundsville SP</u>	<u>TOTAL</u>	<u>180</u>
<b>SEX OFFENSES, FORCIBLE</b>		<b>9</b>
Forcible Fondling		4
Forcible Rape		1
Forcible Sodomy		2
Sexual Assault With An Object		2
<b>ASSAULT OFFENSES</b>		<b>35</b>
Aggravated Assault		2
Intimidation		8
Simple Assault		25
<b>BURGLARY/BREAKING &amp; ENTERING</b>		<b>6</b>
Burglary/Breaking & Entering		6
<b>LARCENY/THEFT OFFENSES</b>		<b>31</b>
All Other Larceny		4
Shoplifting		1
Theft From Building		14
Theft of Motor Vehicle Parts/Accessories		12
<b>COUNTERFEITING/FORGERY</b>		<b>4</b>
Counterfeiting/Forgery		4
<b>DESTRUCTION/DAMAGE/VANDALISM OF PROPERTY</b>		<b>10</b>
Destruction/Damage/Vandalism of Property		10
<b>FRAUD OFFENSES</b>		<b>10</b>
Credit Card/Automatic Teller Fraud		1
False Pretenses/Swindle/Confidence Game		9
<b>STOLEN PROPERTY OFFENSES</b>		<b>1</b>
Stolen Property Offenses		1
<b>DRUG/NARCOTIC OFFENSES</b>		<b>72</b>
Drug/Narcotic Violations		72
<b>WEAPON LAW VIOLATIONS</b>		<b>2</b>
Weapon Law Violations		2
<b>Mason County TOTAL</b>		<b>791</b>

# Offenses (Group "A") by Agency

2012

COUNTY

AGENCY

OFFENSE CATEGORY

OFFENSE

# OF OFFENSES

<u>Mason Co SO</u>	<u>TOTAL</u>	<u>222</u>
<b>HOMICIDE OFFENSES</b>		<b>1</b>
Murder and Nonnegligent Manslaughter		1
<b>SEX OFFENSES, FORCIBLE</b>		<b>3</b>
Forcible Fondling		1
Forcible Rape		1
Sexual Assault With An Object		1
<b>ASSAULT OFFENSES</b>		<b>39</b>
Aggravated Assault		6
Intimidation		7
Simple Assault		26
<b>ROBBERY</b>		<b>1</b>
Robbery		1
<b>LARCENY/THEFT OFFENSES</b>		<b>123</b>
All Other Larceny		15
Shoplifting		1
Theft From Building		103
Theft From Motor Vehicle		4
<b>MOTOR VEHICLE THEFT</b>		<b>14</b>
Motor Vehicle Theft		14
<b>COUNTERFEITING/FORGERY</b>		<b>1</b>
Counterfeiting/Forgery		1
<b>DESTRUCTION/DAMAGE/VANDALISM OF PROPERTY</b>		<b>27</b>
Destruction/Damage/Vandalism of Property		27
<b>FRAUD OFFENSES</b>		<b>5</b>
False Pretenses/Swindle/Confidence Game		4
Impersonation		1
<b>DRUG/NARCOTIC OFFENSES</b>		<b>7</b>
Drug/Narcotic Violations		7
<b>WEAPON LAW VIOLATIONS</b>		<b>1</b>
Weapon Law Violations		1

# Offenses (Group "A") by Agency

2012

COUNTY

AGENCY

OFFENSE CATEGORY

OFFENSE

# OF OFFENSES

<u>Mason PD</u>	<u>TOTAL</u>	<u>20</u>
<b>ASSAULT OFFENSES</b>		<b>4</b>
Aggravated Assault		1
Intimidation		1
Simple Assault		2
<b>ROBBERY</b>		<b>1</b>
Robbery		1
<b>BURGLARY/BREAKING &amp; ENTERING</b>		<b>3</b>
Burglary/Breaking & Entering		3
<b>LARCENY/THEFT OFFENSES</b>		<b>7</b>
All Other Larceny		4
Shoplifting		1
Theft From Building		1
Theft From Motor Vehicle		1
<b>COUNTERFEITING/FORGERY</b>		<b>1</b>
Counterfeiting/Forgery		1
<b>DESTRUCTION/DAMAGE/VANDALISM OF PROPERTY</b>		<b>1</b>
Destruction/Damage/Vandalism of Property		1
<b>EMBEZZLEMENT</b>		<b>1</b>
Embezzlement		1
<b>DRUG/NARCOTIC OFFENSES</b>		<b>2</b>
Drug/Narcotic Violations		2

# Offenses (Group "A") by Agency

2012

COUNTY

AGENCY

OFFENSE CATEGORY

OFFENSE

# OF OFFENSES

Point Pleasant PD	TOTAL	286
<b>HOMICIDE OFFENSES</b>		<b>1</b>
Murder and Nonnegligent Manslaughter		1
<b>SEX OFFENSES, FORCIBLE</b>		<b>1</b>
Forcible Rape		1
<b>ASSAULT OFFENSES</b>		<b>56</b>
Aggravated Assault		5
Intimidation		9
Simple Assault		43
<b>KIDNAPING/ABDUCTION</b>		<b>1</b>
Kidnaping/Abduction		1
<b>BURGLARY/BREAKING &amp; ENTERING</b>		<b>33</b>
Burglary/Breaking & Entering		33
<b>LARCENY/THEFT OFFENSES</b>		<b>105</b>
All Other Larceny		66
Shoplifting		9
Theft From Building		3
Theft From Motor Vehicle		27
<b>MOTOR VEHICLE THEFT</b>		<b>7</b>
Motor Vehicle Theft		7
<b>COUNTERFEITING/FORGERY</b>		<b>5</b>
Counterfeiting/Forgery		5
<b>DESTRUCTION/DAMAGE/VANDALISM OF PROPERTY</b>		<b>51</b>
Destruction/Damage/Vandalism of Property		51
<b>FRAUD OFFENSES</b>		<b>13</b>
False Pretenses/Swindle/Confidence Game		12
Impersonation		1
<b>DRUG/NARCOTIC OFFENSES</b>		<b>11</b>
Drug Equipment Violations		3
Drug/Narcotic Violations		8
<b>WEAPON LAW VIOLATIONS</b>		<b>1</b>
Weapon Law Violations		1

# Offenses (Group "A") by Agency

2012

COUNTY

AGENCY

OFFENSE CATEGORY

OFFENSE

# OF OFFENSES

Point Pleasant SP	TOTAL	263
<b>HOMICIDE OFFENSES</b>		<b>1</b>
Murder and Nonnegligent Manslaughter		1
<b>SEX OFFENSES, FORCIBLE</b>		<b>6</b>
Forcible Fondling		2
Forcible Rape		1
Forcible Sodomy		1
Sexual Assault With An Object		2
<b>ASSAULT OFFENSES</b>		<b>38</b>
Aggravated Assault		8
Intimidation		3
Simple Assault		27
<b>ROBBERY</b>		<b>2</b>
Robbery		2
<b>BURGLARY/BREAKING &amp; ENTERING</b>		<b>43</b>
Burglary/Breaking & Entering		43
<b>LARCENY/THEFT OFFENSES</b>		<b>54</b>
All Other Larceny		47
Shoplifting		4
Theft From Motor Vehicle		1
Theft of Motor Vehicle Parts/Accessories		2
<b>MOTOR VEHICLE THEFT</b>		<b>10</b>
Motor Vehicle Theft		10
<b>ARSON</b>		<b>1</b>
Arson		1
<b>COUNTERFEITING/FORGERY</b>		<b>9</b>
Counterfeiting/Forgery		9
<b>DESTRUCTION/DAMAGE/VANDALISM OF PROPERTY</b>		<b>28</b>
Destruction/Damage/Vandalism of Property		28
<b>FRAUD OFFENSES</b>		<b>21</b>
False Pretenses/Swindle/Confidence Game		19
Impersonation		2
<b>STOLEN PROPERTY OFFENSES</b>		<b>2</b>
Stolen Property Offenses		2
<b>DRUG/NARCOTIC OFFENSES</b>		<b>39</b>
Drug Equipment Violations		14
Drug/Narcotic Violations		30

# Offenses (Group "A") by Agency

2012

COUNTY

AGENCY

OFFENSE CATEGORY

OFFENSE

# OF OFFENSES

**PORNOGRAPHY/OBSCENE MATERIAL**

**1**

Pornography/Obscene Material

1

**WEAPON LAW VIOLATIONS**

**3**

Weapon Law Violations

3

McDowell

County TOTAL

**822**

# Offenses (Group "A") by Agency

2012

COUNTY

AGENCY

OFFENSE CATEGORY

OFFENSE

# OF OFFENSES

McDowell Co SO	TOTAL	298
<b>SEX OFFENSES, NONFORCIBLE</b>		<b>1</b>
Statutory Rape		1
<b>ASSAULT OFFENSES</b>		<b>146</b>
Aggravated Assault		10
Intimidation		45
Simple Assault		93
<b>ROBBERY</b>		<b>3</b>
Robbery		3
<b>BURGLARY/BREAKING &amp; ENTERING</b>		<b>26</b>
Burglary/Breaking & Entering		26
<b>LARCENY/THEFT OFFENSES</b>		<b>50</b>
All Other Larceny		23
Theft From Building		21
Theft From Motor Vehicle		6
<b>MOTOR VEHICLE THEFT</b>		<b>4</b>
Motor Vehicle Theft		4
<b>ARSON</b>		<b>1</b>
Arson		1
<b>COUNTERFEITING/FORGERY</b>		<b>4</b>
Counterfeiting/Forgery		4
<b>DESTRUCTION/DAMAGE/VANDALISM OF PROPERTY</b>		<b>22</b>
Destruction/Damage/Vandalism of Property		22
<b>FRAUD OFFENSES</b>		<b>6</b>
Credit Card/Automatic Teller Fraud		1
False Pretenses/Swindle/Confidence Game		6
<b>STOLEN PROPERTY OFFENSES</b>		<b>6</b>
Stolen Property Offenses		6
<b>DRUG/NARCOTIC OFFENSES</b>		<b>23</b>
Drug/Narcotic Violations		23
<b>WEAPON LAW VIOLATIONS</b>		<b>3</b>
Weapon Law Violations		3

# Offenses (Group "A") by Agency

2012

COUNTY

AGENCY

OFFENSE CATEGORY

OFFENSE

# OF OFFENSES

Welch PD	TOTAL	56
<b>ASSAULT OFFENSES</b>		<b>21</b>
Aggravated Assault		19
Intimidation		1
Simple Assault		1
<b>ROBBERY</b>		<b>1</b>
Robbery		1
<b>LARCENY/THEFT OFFENSES</b>		<b>21</b>
All Other Larceny		11
Shoplifting		1
Theft From Building		7
Theft From Motor Vehicle		2
<b>DESTRUCTION/DAMAGE/VANDALISM OF PROPERTY</b>		<b>2</b>
Destruction/Damage/Vandalism of Property		2
<b>EMBEZZLEMENT</b>		<b>1</b>
Embezzlement		1
<b>FRAUD OFFENSES</b>		<b>2</b>
Credit Card/Automatic Teller Fraud		2
Impersonation		1
<b>DRUG/NARCOTIC OFFENSES</b>		<b>7</b>
Drug/Narcotic Violations		7



# Offenses (Group "A") by Agency

2012

COUNTY

AGENCY

OFFENSE CATEGORY

OFFENSE

# OF OFFENSES

Welch SP	TOTAL	468
<b>SEX OFFENSES, FORCIBLE</b>		<b>24</b>
Forcible Fondling		12
Forcible Rape		6
Forcible Sodomy		1
Sexual Assault With An Object		5
<b>SEX OFFENSES, NONFORCIBLE</b>		<b>1</b>
Incest		1
<b>ASSAULT OFFENSES</b>		<b>147</b>
Aggravated Assault		28
Intimidation		40
Simple Assault		82
<b>ROBBERY</b>		<b>2</b>
Robbery		2
<b>BURGLARY/BREAKING &amp; ENTERING</b>		<b>71</b>
Burglary/Breaking & Entering		71
<b>LARCENY/THEFT OFFENSES</b>		<b>121</b>
All Other Larceny		105
Pocket-picking		6
Shoplifting		6
Theft From Building		1
Theft From Motor Vehicle		5
<b>MOTOR VEHICLE THEFT</b>		<b>3</b>
Motor Vehicle Theft		3
<b>ARSON</b>		<b>2</b>
Arson		2
<b>COUNTERFEITING/FORGERY</b>		<b>7</b>
Counterfeiting/Forgery		7
<b>DESTRUCTION/DAMAGE/VANDALISM OF PROPERTY</b>		<b>31</b>
Destruction/Damage/Vandalism of Property		31
<b>EMBEZZLEMENT</b>		<b>4</b>
Embezzlement		4
<b>FRAUD OFFENSES</b>		<b>15</b>
Credit Card/Automatic Teller Fraud		2
False Pretenses/Swindle/Confidence Game		12
Impersonation		1

# Offenses (Group "A") by Agency

2012

COUNTY

AGENCY

OFFENSE CATEGORY

OFFENSE

# OF OFFENSES

	<b>STOLEN PROPERTY OFFENSES</b>	<b>3</b>
	Stolen Property Offenses	3
	<b>DRUG/NARCOTIC OFFENSES</b>	<b>30</b>
	Drug Equipment Violations	1
	Drug/Narcotic Violations	29
	<b>WEAPON LAW VIOLATIONS</b>	<b>2</b>
	Weapon Law Violations	2
<b>Mercer</b>	<b>County TOTAL</b>	<b>3427</b>
<b>BCI - Bluefield</b>	<b>TOTAL</b>	<b>163</b>
	<b>DRUG/NARCOTIC OFFENSES</b>	<b>154</b>
	Drug/Narcotic Violations	154
	<b>PROSTITUTION OFFENSES</b>	<b>9</b>
	Prostitution	9

# Offenses (Group "A") by Agency

2012

COUNTY

AGENCY

OFFENSE CATEGORY

OFFENSE

# OF OFFENSES

Bluefield PD	TOTAL	200
<b>SEX OFFENSES, FORCIBLE</b>		<b>2</b>
Forcible Fondling		1
Sexual Assault With An Object		1
<b>ASSAULT OFFENSES</b>		<b>58</b>
Aggravated Assault		15
Intimidation		5
Simple Assault		39
<b>ROBBERY</b>		<b>2</b>
Robbery		2
<b>BURGLARY/BREAKING &amp; ENTERING</b>		<b>12</b>
Burglary/Breaking & Entering		12
<b>LARCENY/THEFT OFFENSES</b>		<b>42</b>
All Other Larceny		21
Theft From Building		11
Theft From Motor Vehicle		10
<b>MOTOR VEHICLE THEFT</b>		<b>6</b>
Motor Vehicle Theft		6
<b>ARSON</b>		<b>1</b>
Arson		1
<b>DESTRUCTION/DAMAGE/VANDALISM OF PROPERTY</b>		<b>51</b>
Destruction/Damage/Vandalism of Property		51
<b>FRAUD OFFENSES</b>		<b>7</b>
Credit Card/Automatic Teller Fraud		2
False Pretenses/Swindle/Confidence Game		5
<b>STOLEN PROPERTY OFFENSES</b>		<b>1</b>
Stolen Property Offenses		1
<b>DRUG/NARCOTIC OFFENSES</b>		<b>13</b>
Drug/Narcotic Violations		13
<b>PROSTITUTION OFFENSES</b>		<b>1</b>
Assisting or Promoting Prostitution		1
<b>WEAPON LAW VIOLATIONS</b>		<b>3</b>
Weapon Law Violations		3

# Offenses (Group "A") by Agency

2012

COUNTY

AGENCY

OFFENSE CATEGORY

OFFENSE

# OF OFFENSES

<u>Concord College Security</u>	<u>TOTAL</u>	<u>29</u>
<b>SEX OFFENSES, FORCIBLE</b>		<b>1</b>
Forcible Rape		1
<b>ASSAULT OFFENSES</b>		<b>3</b>
Simple Assault		3
<b>BURGLARY/BREAKING &amp; ENTERING</b>		<b>6</b>
Burglary/Breaking & Entering		6
<b>LARCENY/THEFT OFFENSES</b>		<b>10</b>
All Other Larceny		1
Pocket-picking		1
Theft From Building		7
Theft From Motor Vehicle		1
<b>COUNTERFEITING/FORGERY</b>		<b>1</b>
Counterfeiting/Forgery		1
<b>DESTRUCTION/DAMAGE/VANDALISM OF PROPERTY</b>		<b>2</b>
Destruction/Damage/Vandalism of Property		2
<b>FRAUD OFFENSES</b>		<b>1</b>
False Pretenses/Swindle/Confidence Game		1
<b>DRUG/NARCOTIC OFFENSES</b>		<b>5</b>
Drug/Narcotic Violations		5
<u>DNR - 4 - Mercer</u>	<u>TOTAL</u>	<u>2</u>
<b>DRUG/NARCOTIC OFFENSES</b>		<b>2</b>
Drug/Narcotic Violations		2

# Offenses (Group "A") by Agency

2012

COUNTY

AGENCY

OFFENSE CATEGORY

OFFENSE

# OF OFFENSES

Mercer Co SO	TOTAL	934
<b>HOMICIDE OFFENSES</b>		<b>1</b>
Murder and Nonnegligent Manslaughter		1
<b>SEX OFFENSES, FORCIBLE</b>		<b>5</b>
Forcible Fondling		2
Forcible Rape		2
Forcible Sodomy		1
<b>ASSAULT OFFENSES</b>		<b>183</b>
Aggravated Assault		38
Intimidation		10
Simple Assault		137
<b>KIDNAPING/ABDUCTION</b>		<b>1</b>
Kidnaping/Abduction		1
<b>ROBBERY</b>		<b>9</b>
Robbery		9
<b>BURGLARY/BREAKING &amp; ENTERING</b>		<b>238</b>
Burglary/Breaking & Entering		238
<b>LARCENY/THEFT OFFENSES</b>		<b>204</b>
All Other Larceny		25
Purse-snatching		1
Shoplifting		45
Theft From Building		67
Theft From Motor Vehicle		46
Theft of Motor Vehicle Parts/Accessories		20
<b>MOTOR VEHICLE THEFT</b>		<b>42</b>
Motor Vehicle Theft		42
<b>ARSON</b>		<b>3</b>
Arson		3
<b>COUNTERFEITING/FORGERY</b>		<b>25</b>
Counterfeiting/Forgery		25
<b>DESTRUCTION/DAMAGE/VANDALISM OF PROPERTY</b>		<b>136</b>
Destruction/Damage/Vandalism of Property		136
<b>EMBEZZLEMENT</b>		<b>7</b>
Embezzlement		7
<b>FRAUD OFFENSES</b>		<b>30</b>
Credit Card/Automatic Teller Fraud		1
False Pretenses/Swindle/Confidence Game		26

# Offenses (Group "A") by Agency

---

2012

COUNTY

AGENCY

OFFENSE CATEGORY

OFFENSE

# OF OFFENSES

---

Impersonation	3
<b>STOLEN PROPERTY OFFENSES</b>	<b>4</b>
Stolen Property Offenses	4
<b>DRUG/NARCOTIC OFFENSES</b>	<b>37</b>
Drug/Narcotic Violations	37
<b>WEAPON LAW VIOLATIONS</b>	<b>7</b>
Weapon Law Violations	7

# Offenses (Group "A") by Agency

2012

COUNTY

AGENCY

OFFENSE CATEGORY

OFFENSE

# OF OFFENSES

Princeton PD	TOTAL	1,030
<b>HOMICIDE OFFENSES</b>		<b>4</b>
Justifiable Homicide		1
Murder and Nonnegligent Manslaughter		3
<b>SEX OFFENSES, FORCIBLE</b>		<b>4</b>
Forcible Fondling		2
Forcible Rape		1
Sexual Assault With An Object		1
<b>ASSAULT OFFENSES</b>		<b>215</b>
Aggravated Assault		52
Intimidation		29
Simple Assault		134
<b>KIDNAPING/ABDUCTION</b>		<b>1</b>
Kidnaping/Abduction		1
<b>ROBBERY</b>		<b>17</b>
Robbery		17
<b>BURGLARY/BREAKING &amp; ENTERING</b>		<b>116</b>
Burglary/Breaking & Entering		116
<b>LARCENY/THEFT OFFENSES</b>		<b>351</b>
All Other Larceny		188
Shoplifting		120
Theft From Building		15
Theft From Coin Operated Machine or Device		1
Theft From Motor Vehicle		23
Theft of Motor Vehicle Parts/Accessories		4
<b>MOTOR VEHICLE THEFT</b>		<b>4</b>
Motor Vehicle Theft		4
<b>ARSON</b>		<b>1</b>
Arson		1
<b>COUNTERFEITING/FORGERY</b>		<b>25</b>
Counterfeiting/Forgery		25
<b>DESTRUCTION/DAMAGE/VANDALISM OF PROPERTY</b>		<b>150</b>
Destruction/Damage/Vandalism of Property		150
<b>EMBEZZLEMENT</b>		<b>2</b>
Embezzlement		2
<b>FRAUD OFFENSES</b>		<b>23</b>
Credit Card/Automatic Teller Fraud		8

# Offenses (Group "A") by Agency

2012

COUNTY

AGENCY

OFFENSE CATEGORY

OFFENSE

# OF OFFENSES

---

False Pretenses/Swindle/Confidence Game	12
Impersonation	2
Wire Fraud	1
<b>STOLEN PROPERTY OFFENSES</b>	<b>3</b>
Stolen Property Offenses	3
<b>DRUG/NARCOTIC OFFENSES</b>	<b>91</b>
Drug/Narcotic Violations	91
<b>PORNOGRAPHY/OBSCENE MATERIAL</b>	<b>1</b>
Pornography/Obscene Material	1
<b>PROSTITUTION OFFENSES</b>	<b>15</b>
Prostitution	15
<b>WEAPON LAW VIOLATIONS</b>	<b>7</b>
Weapon Law Violations	7



# Offenses (Group "A") by Agency

2012

COUNTY

AGENCY

OFFENSE CATEGORY

OFFENSE

# OF OFFENSES

Princeton SP	TOTAL	1,049
<b>HOMICIDE OFFENSES</b>		<b>1</b>
Murder and Nonnegligent Manslaughter		1
<b>SEX OFFENSES, FORCIBLE</b>		<b>7</b>
Forcible Fondling		3
Forcible Rape		3
Forcible Sodomy		1
<b>ASSAULT OFFENSES</b>		<b>243</b>
Aggravated Assault		24
Intimidation		66
Simple Assault		154
<b>KIDNAPING/ABDUCTION</b>		<b>1</b>
Kidnaping/Abduction		1
<b>ROBBERY</b>		<b>7</b>
Robbery		7
<b>BURGLARY/BREAKING &amp; ENTERING</b>		<b>137</b>
Burglary/Breaking & Entering		137
<b>LARCENY/THEFT OFFENSES</b>		<b>334</b>
All Other Larceny		212
Shoplifting		59
Theft From Motor Vehicle		63
<b>MOTOR VEHICLE THEFT</b>		<b>49</b>
Motor Vehicle Theft		49
<b>ARSON</b>		<b>1</b>
Arson		1
<b>COUNTERFEITING/FORGERY</b>		<b>34</b>
Counterfeiting/Forgery		34
<b>DESTRUCTION/DAMAGE/VANDALISM OF PROPERTY</b>		<b>117</b>
Destruction/Damage/Vandalism of Property		117
<b>EMBEZZLEMENT</b>		<b>11</b>
Embezzlement		11
<b>FRAUD OFFENSES</b>		<b>50</b>
Credit Card/Automatic Teller Fraud		1
False Pretenses/Swindle/Confidence Game		39
Impersonation		10
<b>STOLEN PROPERTY OFFENSES</b>		<b>6</b>
Stolen Property Offenses		6

# Offenses (Group "A") by Agency

2012

**COUNTY**

**AGENCY**

**OFFENSE CATEGORY**

**OFFENSE**

**# OF OFFENSES**

	<b>DRUG/NARCOTIC OFFENSES</b>	<b>39</b>
	Drug/Narcotic Violations	39
	<b>PORNOGRAPHY/OBSCENE MATERIAL</b>	<b>2</b>
	Pornography/Obscene Material	2
	<b>WEAPON LAW VIOLATIONS</b>	<b>9</b>
	Weapon Law Violations	9
<b>Turnpike - Mercer</b>	<b>TOTAL</b>	<b>20</b>
	<b>ASSAULT OFFENSES</b>	<b>2</b>
	Aggravated Assault	1
	Simple Assault	1
	<b>LARCENY/THEFT OFFENSES</b>	<b>3</b>
	All Other Larceny	2
	Theft From Motor Vehicle	1
	<b>COUNTERFEITING/FORGERY</b>	<b>2</b>
	Counterfeiting/Forgery	2
	<b>STOLEN PROPERTY OFFENSES</b>	<b>1</b>
	Stolen Property Offenses	1
	<b>DRUG/NARCOTIC OFFENSES</b>	<b>12</b>
	Drug/Narcotic Violations	12
<b>Mineral</b>	<b>County TOTAL</b>	<b>1189</b>

# Offenses (Group "A") by Agency

2012

COUNTY

AGENCY

OFFENSE CATEGORY

OFFENSE

# OF OFFENSES

Keyser PD	TOTAL	253
<b>ASSAULT OFFENSES</b>		<b>45</b>
Aggravated Assault		3
Intimidation		2
Simple Assault		41
<b>ROBBERY</b>		<b>1</b>
Robbery		1
<b>BURGLARY/BREAKING &amp; ENTERING</b>		<b>26</b>
Burglary/Breaking & Entering		26
<b>LARCENY/THEFT OFFENSES</b>		<b>87</b>
All Other Larceny		3
Shoplifting		11
Theft From Building		35
Theft From Motor Vehicle		37
Theft of Motor Vehicle Parts/Accessories		1
<b>DESTRUCTION/DAMAGE/VANDALISM OF PROPERTY</b>		<b>39</b>
Destruction/Damage/Vandalism of Property		39
<b>FRAUD OFFENSES</b>		<b>3</b>
Credit Card/Automatic Teller Fraud		2
False Pretenses/Swindle/Confidence Game		1
<b>DRUG/NARCOTIC OFFENSES</b>		<b>49</b>
Drug Equipment Violations		8
Drug/Narcotic Violations		42
<b>WEAPON LAW VIOLATIONS</b>		<b>1</b>
Weapon Law Violations		1

# Offenses (Group "A") by Agency

2012

COUNTY

AGENCY

OFFENSE CATEGORY

OFFENSE

# OF OFFENSES

Keyser SP	TOTAL	698
<b>SEX OFFENSES, FORCIBLE</b>		<b>14</b>
Forcible Fondling		3
Forcible Rape		6
Forcible Sodomy		1
Sexual Assault With An Object		4
<b>SEX OFFENSES, NONFORCIBLE</b>		<b>1</b>
Statutory Rape		1
<b>ASSAULT OFFENSES</b>		<b>139</b>
Aggravated Assault		24
Intimidation		40
Simple Assault		81
<b>KIDNAPING/ABDUCTION</b>		<b>1</b>
Kidnaping/Abduction		1
<b>ROBBERY</b>		<b>1</b>
Robbery		1
<b>BURGLARY/BREAKING &amp; ENTERING</b>		<b>91</b>
Burglary/Breaking & Entering		91
<b>LARCENY/THEFT OFFENSES</b>		<b>163</b>
All Other Larceny		112
Shoplifting		20
Theft From Building		6
Theft From Motor Vehicle		15
Theft of Motor Vehicle Parts/Accessories		11
<b>MOTOR VEHICLE THEFT</b>		<b>18</b>
Motor Vehicle Theft		18
<b>ARSON</b>		<b>1</b>
Arson		1
<b>COUNTERFEITING/FORGERY</b>		<b>14</b>
Counterfeiting/Forgery		14
<b>DESTRUCTION/DAMAGE/VANDALISM OF PROPERTY</b>		<b>129</b>
Destruction/Damage/Vandalism of Property		129
<b>EMBEZZLEMENT</b>		<b>1</b>
Embezzlement		1
<b>FRAUD OFFENSES</b>		<b>42</b>
False Pretenses/Swindle/Confidence Game		38
Impersonation		4

# Offenses (Group "A") by Agency

---

2012

COUNTY

AGENCY

OFFENSE CATEGORY

OFFENSE

# OF OFFENSES

---

<b>STOLEN PROPERTY OFFENSES</b>	<b>16</b>
Stolen Property Offenses	16
<b>DRUG/NARCOTIC OFFENSES</b>	<b>51</b>
Drug/Narcotic Violations	51
<b>PORNOGRAPHY/OBSCENE MATERIAL</b>	<b>1</b>
Pornography/Obscene Material	1
<b>WEAPON LAW VIOLATIONS</b>	<b>8</b>
Weapon Law Violations	8

# Offenses (Group "A") by Agency

2012

COUNTY

AGENCY

OFFENSE CATEGORY

OFFENSE

# OF OFFENSES

Mineral Co SO	TOTAL	202
<b>SEX OFFENSES, FORCIBLE</b>		<b>1</b>
Forcible Rape		1
<b>ASSAULT OFFENSES</b>		<b>72</b>
Aggravated Assault		25
Intimidation		6
Simple Assault		43
<b>KIDNAPING/ABDUCTION</b>		<b>1</b>
Kidnaping/Abduction		1
<b>ROBBERY</b>		<b>4</b>
Robbery		4
<b>BURGLARY/BREAKING &amp; ENTERING</b>		<b>11</b>
Burglary/Breaking & Entering		11
<b>LARCENY/THEFT OFFENSES</b>		<b>50</b>
All Other Larceny		13
Shoplifting		16
Theft From Building		17
Theft From Motor Vehicle		4
<b>MOTOR VEHICLE THEFT</b>		<b>2</b>
Motor Vehicle Theft		2
<b>COUNTERFEITING/FORGERY</b>		<b>3</b>
Counterfeiting/Forgery		3
<b>DESTRUCTION/DAMAGE/VANDALISM OF PROPERTY</b>		<b>11</b>
Destruction/Damage/Vandalism of Property		11
<b>FRAUD OFFENSES</b>		<b>2</b>
False Pretenses/Swindle/Confidence Game		2
<b>STOLEN PROPERTY OFFENSES</b>		<b>1</b>
Stolen Property Offenses		1
<b>DRUG/NARCOTIC OFFENSES</b>		<b>41</b>
Drug Equipment Violations		3
Drug/Narcotic Violations		38
<b>PORNOGRAPHY/OBSCENE MATERIAL</b>		<b>1</b>
Pornography/Obscene Material		1

# Offenses (Group "A") by Agency

2012

COUNTY

AGENCY

OFFENSE CATEGORY

OFFENSE

# OF OFFENSES

COUNTY	AGENCY	OFFENSE CATEGORY	OFFENSE	# OF OFFENSES
	<b>Potomac State College Police</b>	<b>TOTAL</b>		<b>32</b>
		<b>ASSAULT OFFENSES</b>		<b>4</b>
		Aggravated Assault		4
		<b>BURGLARY/BREAKING &amp; ENTERING</b>		<b>2</b>
		Burglary/Breaking & Entering		2
		<b>LARCENY/THEFT OFFENSES</b>		<b>8</b>
		All Other Larceny		6
		Theft From Building		1
		Theft From Motor Vehicle		1
		<b>DESTRUCTION/DAMAGE/VANDALISM OF PROPERTY</b>		<b>3</b>
		Destruction/Damage/Vandalism of Property		3
		<b>DRUG/NARCOTIC OFFENSES</b>		<b>15</b>
		Drug/Narcotic Violations		15
	<b>Ridgeley PD</b>	<b>TOTAL</b>		<b>4</b>
		<b>ASSAULT OFFENSES</b>		<b>1</b>
		Simple Assault		1
		<b>LARCENY/THEFT OFFENSES</b>		<b>1</b>
		All Other Larceny		1
		<b>DESTRUCTION/DAMAGE/VANDALISM OF PROPERTY</b>		<b>2</b>
		Destruction/Damage/Vandalism of Property		2
<b>Mingo</b>	<b>County</b>	<b>TOTAL</b>		<b>906</b>
	<b>DNR - 5 - Mingo</b>	<b>TOTAL</b>		<b>4</b>
		<b>DRUG/NARCOTIC OFFENSES</b>		<b>2</b>
		Drug Equipment Violations		1
		Drug/Narcotic Violations		2
		<b>WEAPON LAW VIOLATIONS</b>		<b>1</b>
		Weapon Law Violations		1

# Offenses (Group "A") by Agency

2012

COUNTY

AGENCY

OFFENSE CATEGORY

OFFENSE

# OF OFFENSES

<u>Gilbert SP</u>	<u>TOTAL</u>	<u>203</u>
<b>ASSAULT OFFENSES</b>		<b>70</b>
Aggravated Assault		9
Intimidation		36
Simple Assault		28
<b>ROBBERY</b>		<b>1</b>
Robbery		1
<b>BURGLARY/BREAKING &amp; ENTERING</b>		<b>18</b>
Burglary/Breaking & Entering		18
<b>LARCENY/THEFT OFFENSES</b>		<b>35</b>
All Other Larceny		26
Purse-snatching		3
Theft From Motor Vehicle		1
Theft of Motor Vehicle Parts/Accessories		5
<b>MOTOR VEHICLE THEFT</b>		<b>5</b>
Motor Vehicle Theft		5
<b>COUNTERFEITING/FORGERY</b>		<b>3</b>
Counterfeiting/Forgery		3
<b>DESTRUCTION/DAMAGE/VANDALISM OF PROPERTY</b>		<b>21</b>
Destruction/Damage/Vandalism of Property		21
<b>FRAUD OFFENSES</b>		<b>7</b>
False Pretenses/Swindle/Confidence Game		7
<b>STOLEN PROPERTY OFFENSES</b>		<b>3</b>
Stolen Property Offenses		3
<b>DRUG/NARCOTIC OFFENSES</b>		<b>35</b>
Drug Equipment Violations		1
Drug/Narcotic Violations		34
<b>WEAPON LAW VIOLATIONS</b>		<b>2</b>
Weapon Law Violations		2



# Offenses (Group "A") by Agency

2012

COUNTY

AGENCY

OFFENSE CATEGORY

OFFENSE

# OF OFFENSES

<u>Mingo Co SO</u>	<u>TOTAL</u>	<u>86</u>
<b>SEX OFFENSES, FORCIBLE</b>		<b>1</b>
Sexual Assault With An Object		1
<b>ASSAULT OFFENSES</b>		<b>51</b>
Aggravated Assault		3
Intimidation		11
Simple Assault		37
<b>KIDNAPING/ABDUCTION</b>		<b>1</b>
Kidnaping/Abduction		1
<b>BURGLARY/BREAKING &amp; ENTERING</b>		<b>6</b>
Burglary/Breaking & Entering		6
<b>LARCENY/THEFT OFFENSES</b>		<b>4</b>
All Other Larceny		3
Theft From Building		1
<b>MOTOR VEHICLE THEFT</b>		<b>1</b>
Motor Vehicle Theft		1
<b>DESTRUCTION/DAMAGE/VANDALISM OF PROPERTY</b>		<b>15</b>
Destruction/Damage/Vandalism of Property		15
<b>DRUG/NARCOTIC OFFENSES</b>		<b>7</b>
Drug/Narcotic Violations		7

# Offenses (Group "A") by Agency

2012

COUNTY

AGENCY

OFFENSE CATEGORY

OFFENSE

# OF OFFENSES

<u>Williamson PD</u>	<u>TOTAL</u>	<u>132</u>
<b>SEX OFFENSES, FORCIBLE</b>		<b>1</b>
Forcible Fondling		1
<b>ASSAULT OFFENSES</b>		<b>25</b>
Aggravated Assault		7
Simple Assault		18
<b>ROBBERY</b>		<b>2</b>
Robbery		2
<b>BURGLARY/BREAKING &amp; ENTERING</b>		<b>18</b>
Burglary/Breaking & Entering		18
<b>LARCENY/THEFT OFFENSES</b>		<b>34</b>
All Other Larceny		23
Purse-snatching		1
Theft From Coin Operated Machine or Device		1
Theft From Motor Vehicle		2
Theft of Motor Vehicle Parts/Accessories		7
<b>MOTOR VEHICLE THEFT</b>		<b>2</b>
Motor Vehicle Theft		2
<b>COUNTERFEITING/FORGERY</b>		<b>2</b>
Counterfeiting/Forgery		2
<b>DESTRUCTION/DAMAGE/VANDALISM OF PROPERTY</b>		<b>25</b>
Destruction/Damage/Vandalism of Property		25
<b>EMBEZZLEMENT</b>		<b>1</b>
Embezzlement		1
<b>FRAUD OFFENSES</b>		<b>4</b>
Credit Card/Automatic Teller Fraud		1
False Pretenses/Swindle/Confidence Game		3
<b>STOLEN PROPERTY OFFENSES</b>		<b>1</b>
Stolen Property Offenses		1
<b>DRUG/NARCOTIC OFFENSES</b>		<b>14</b>
Drug/Narcotic Violations		14
<b>PROSTITUTION OFFENSES</b>		<b>1</b>
Prostitution		1
<b>WEAPON LAW VIOLATIONS</b>		<b>2</b>
Weapon Law Violations		2

# Offenses (Group "A") by Agency

2012

COUNTY

AGENCY

OFFENSE CATEGORY

OFFENSE

# OF OFFENSES

<u>Williamson SP</u>	<u>TOTAL</u>	<u>481</u>
<b>HOMICIDE OFFENSES</b>		<b>3</b>
Murder and Nonnegligent Manslaughter		3
<b>SEX OFFENSES, FORCIBLE</b>		<b>13</b>
Forcible Fondling		9
Forcible Rape		1
Forcible Sodomy		3
<b>SEX OFFENSES, NONFORCIBLE</b>		<b>2</b>
Statutory Rape		2
<b>ASSAULT OFFENSES</b>		<b>176</b>
Aggravated Assault		39
Intimidation		34
Simple Assault		108
<b>KIDNAPING/ABDUCTION</b>		<b>1</b>
Kidnaping/Abduction		1
<b>ROBBERY</b>		<b>2</b>
Robbery		2
<b>BURGLARY/BREAKING &amp; ENTERING</b>		<b>46</b>
Burglary/Breaking & Entering		46
<b>LARCENY/THEFT OFFENSES</b>		<b>110</b>
All Other Larceny		64
Theft From Building		3
Theft From Motor Vehicle		14
Theft of Motor Vehicle Parts/Accessories		29
<b>MOTOR VEHICLE THEFT</b>		<b>23</b>
Motor Vehicle Theft		23
<b>ARSON</b>		<b>1</b>
Arson		1
<b>COUNTERFEITING/FORGERY</b>		<b>5</b>
Counterfeiting/Forgery		5
<b>DESTRUCTION/DAMAGE/VANDALISM OF PROPERTY</b>		<b>50</b>
Destruction/Damage/Vandalism of Property		50
<b>FRAUD OFFENSES</b>		<b>8</b>
Credit Card/Automatic Teller Fraud		1
False Pretenses/Swindle/Confidence Game		1
Impersonation		6
<b>STOLEN PROPERTY OFFENSES</b>		<b>1</b>

# Offenses (Group "A") by Agency

2012

COUNTY

AGENCY

OFFENSE CATEGORY

OFFENSE

# OF OFFENSES

OFFENSE	# OF OFFENSES
Stolen Property Offenses	1
<b>DRUG/NARCOTIC OFFENSES</b>	<b>30</b>
Drug Equipment Violations	1
Drug/Narcotic Violations	29
<b>PORNOGRAPHY/OBSCENE MATERIAL</b>	<b>3</b>
Pornography/Obscene Material	3
<b>WEAPON LAW VIOLATIONS</b>	<b>2</b>
Weapon Law Violations	2
<b>Monongalia County TOTAL</b>	<b>4792</b>

# Offenses (Group "A") by Agency

2012

COUNTY

AGENCY

OFFENSE CATEGORY

OFFENSE

# OF OFFENSES

Monongalia Co SO	TOTAL	735
<b>SEX OFFENSES, FORCIBLE</b>		<b>10</b>
Forcible Fondling		1
Forcible Rape		6
Forcible Sodomy		2
Sexual Assault With An Object		1
<b>ASSAULT OFFENSES</b>		<b>110</b>
Aggravated Assault		83
Intimidation		12
Simple Assault		17
<b>ROBBERY</b>		<b>6</b>
Robbery		6
<b>BURGLARY/BREAKING &amp; ENTERING</b>		<b>65</b>
Burglary/Breaking & Entering		65
<b>LARCENY/THEFT OFFENSES</b>		<b>286</b>
All Other Larceny		181
Shoplifting		97
Theft From Building		5
Theft From Motor Vehicle		3
Theft of Motor Vehicle Parts/Accessories		1
<b>MOTOR VEHICLE THEFT</b>		<b>13</b>
Motor Vehicle Theft		13
<b>COUNTERFEITING/FORGERY</b>		<b>12</b>
Counterfeiting/Forgery		12
<b>DESTRUCTION/DAMAGE/VANDALISM OF PROPERTY</b>		<b>98</b>
Destruction/Damage/Vandalism of Property		98
<b>EMBEZZLEMENT</b>		<b>11</b>
Embezzlement		11
<b>FRAUD OFFENSES</b>		<b>34</b>
Credit Card/Automatic Teller Fraud		12
False Pretenses/Swindle/Confidence Game		21
Impersonation		1
<b>STOLEN PROPERTY OFFENSES</b>		<b>8</b>
Stolen Property Offenses		8
<b>DRUG/NARCOTIC OFFENSES</b>		<b>60</b>
Drug Equipment Violations		1

# Offenses (Group "A") by Agency

---

2012

COUNTY

AGENCY

OFFENSE CATEGORY

OFFENSE

# OF OFFENSES

---

Drug/Narcotic Violations	60
<b>PORNOGRAPHY/OBSCENE MATERIAL</b>	<b>4</b>
Pornography/Obscene Material	4
<b>WEAPON LAW VIOLATIONS</b>	<b>14</b>
Weapon Law Violations	14

# Offenses (Group "A") by Agency

2012

COUNTY

AGENCY

OFFENSE CATEGORY

OFFENSE

# OF OFFENSES

<u>Morgantown PD</u>	<u>TOTAL</u>	<u>2,005</u>
<b>HOMICIDE OFFENSES</b>		<b>1</b>
Murder and Nonnegligent Manslaughter		1
<b>SEX OFFENSES, FORCIBLE</b>		<b>26</b>
Forcible Fondling		10
Forcible Rape		4
Forcible Sodomy		10
Sexual Assault With An Object		2
<b>SEX OFFENSES, NONFORCIBLE</b>		<b>1</b>
Incest		1
<b>ASSAULT OFFENSES</b>		<b>310</b>
Aggravated Assault		71
Intimidation		43
Simple Assault		201
<b>ROBBERY</b>		<b>28</b>
Robbery		28
<b>BURGLARY/BREAKING &amp; ENTERING</b>		<b>193</b>
Burglary/Breaking & Entering		193
<b>LARCENY/THEFT OFFENSES</b>		<b>659</b>
All Other Larceny		237
Pocket-picking		3
Purse-snatching		5
Shoplifting		181
Theft From Building		61
Theft From Coin Operated Machine or Device		2
Theft From Motor Vehicle		146
Theft of Motor Vehicle Parts/Accessories		25
<b>MOTOR VEHICLE THEFT</b>		<b>17</b>
Motor Vehicle Theft		17
<b>ARSON</b>		<b>9</b>
Arson		9
<b>COUNTERFEITING/FORGERY</b>		<b>23</b>
Counterfeiting/Forgery		23
<b>DESTRUCTION/DAMAGE/VANDALISM OF PROPERTY</b>		<b>457</b>
Destruction/Damage/Vandalism of Property		457
<b>EMBEZZLEMENT</b>		<b>15</b>

# Offenses (Group "A") by Agency

---

2012

COUNTY

AGENCY

OFFENSE CATEGORY

OFFENSE

# OF OFFENSES

---

Embezzlement	15
<b>FRAUD OFFENSES</b>	<b>71</b>
Credit Card/Automatic Teller Fraud	30
False Pretenses/Swindle/Confidence Game	41
<b>STOLEN PROPERTY OFFENSES</b>	<b>16</b>
Stolen Property Offenses	16
<b>DRUG/NARCOTIC OFFENSES</b>	<b>115</b>
Drug Equipment Violations	43
Drug/Narcotic Violations	114
<b>PORNOGRAPHY/OBSCENE MATERIAL</b>	<b>1</b>
Pornography/Obscene Material	1
<b>WEAPON LAW VIOLATIONS</b>	<b>15</b>
Weapon Law Violations	15



# Offenses (Group "A") by Agency

2012

COUNTY

AGENCY

OFFENSE CATEGORY

OFFENSE

# OF OFFENSES

<u>Morgantown SP</u>	<u>TOTAL</u>	<u>1,516</u>
<b>HOMICIDE OFFENSES</b>		<b>1</b>
Murder and Nonnegligent Manslaughter		1
<b>SEX OFFENSES, FORCIBLE</b>		<b>22</b>
Forcible Fondling		6
Forcible Rape		10
Sexual Assault With An Object		6
<b>SEX OFFENSES, NONFORCIBLE</b>		<b>1</b>
Incest		1
<b>ASSAULT OFFENSES</b>		<b>267</b>
Aggravated Assault		24
Intimidation		59
Simple Assault		190
<b>ROBBERY</b>		<b>7</b>
Robbery		7
<b>BURGLARY/BREAKING &amp; ENTERING</b>		<b>131</b>
Burglary/Breaking & Entering		131
<b>LARCENY/THEFT OFFENSES</b>		<b>486</b>
All Other Larceny		218
Shoplifting		149
Theft From Building		14
Theft From Motor Vehicle		104
Theft of Motor Vehicle Parts/Accessories		9
<b>MOTOR VEHICLE THEFT</b>		<b>43</b>
Motor Vehicle Theft		43
<b>COUNTERFEITING/FORGERY</b>		<b>47</b>
Counterfeiting/Forgery		47
<b>DESTRUCTION/DAMAGE/VANDALISM OF PROPERTY</b>		<b>315</b>
Destruction/Damage/Vandalism of Property		315
<b>EMBEZZLEMENT</b>		<b>12</b>
Embezzlement		12
<b>FRAUD OFFENSES</b>		<b>68</b>
Credit Card/Automatic Teller Fraud		3
False Pretenses/Swindle/Confidence Game		54
Impersonation		7
Wire Fraud		5

# Offenses (Group "A") by Agency

2012

COUNTY

AGENCY

OFFENSE CATEGORY

OFFENSE

# OF OFFENSES

<b>STOLEN PROPERTY OFFENSES</b>	<b>9</b>
Stolen Property Offenses	9
<b>DRUG/NARCOTIC OFFENSES</b>	<b>82</b>
Drug Equipment Violations	2
Drug/Narcotic Violations	80
<b>PORNOGRAPHY/OBSCENE MATERIAL</b>	<b>1</b>
Pornography/Obscene Material	1
<b>WEAPON LAW VIOLATIONS</b>	<b>9</b>
Weapon Law Violations	9
<b>Westover PD</b>	<b>TOTAL</b>
	<b>33</b>
<b>SEX OFFENSES, FORCIBLE</b>	<b>1</b>
Forcible Fondling	1
<b>ASSAULT OFFENSES</b>	<b>10</b>
Aggravated Assault	9
Intimidation	1
<b>BURGLARY/BREAKING &amp; ENTERING</b>	<b>4</b>
Burglary/Breaking & Entering	4
<b>LARCENY/THEFT OFFENSES</b>	<b>14</b>
All Other Larceny	14
<b>COUNTERFEITING/FORGERY</b>	<b>1</b>
Counterfeiting/Forgery	1
<b>FRAUD OFFENSES</b>	<b>1</b>
False Pretenses/Swindle/Confidence Game	1
<b>DRUG/NARCOTIC OFFENSES</b>	<b>1</b>
Drug/Narcotic Violations	1
<b>WEAPON LAW VIOLATIONS</b>	<b>1</b>
Weapon Law Violations	1

# Offenses (Group "A") by Agency

2012

COUNTY

AGENCY

OFFENSE CATEGORY

OFFENSE

# OF OFFENSES

<u>WV University - Police</u>	<u>TOTAL</u>	<u>503</u>
<b>SEX OFFENSES, FORCIBLE</b>		<b>3</b>
Forcible Fondling		1
Forcible Rape		2
<b>ASSAULT OFFENSES</b>		<b>55</b>
Aggravated Assault		14
Intimidation		25
Simple Assault		16
<b>ROBBERY</b>		<b>3</b>
Robbery		3
<b>BURGLARY/BREAKING &amp; ENTERING</b>		<b>21</b>
Burglary/Breaking & Entering		21
<b>LARCENY/THEFT OFFENSES</b>		<b>175</b>
All Other Larceny		21
Theft From Building		139
Theft From Motor Vehicle		13
Theft of Motor Vehicle Parts/Accessories		2
<b>ARSON</b>		<b>1</b>
Arson		1
<b>COUNTERFEITING/FORGERY</b>		<b>3</b>
Counterfeiting/Forgery		3
<b>DESTRUCTION/DAMAGE/VANDALISM OF PROPERTY</b>		<b>77</b>
Destruction/Damage/Vandalism of Property		77
<b>EMBEZZLEMENT</b>		<b>1</b>
Embezzlement		1
<b>FRAUD OFFENSES</b>		<b>13</b>
Credit Card/Automatic Teller Fraud		2
False Pretenses/Swindle/Confidence Game		10
Impersonation		1
<b>DRUG/NARCOTIC OFFENSES</b>		<b>151</b>
Drug/Narcotic Violations		151
<b>Monroe County TOTAL</b>		<b>407</b>

# Offenses (Group "A") by Agency

2012

COUNTY

AGENCY

OFFENSE CATEGORY

OFFENSE

# OF OFFENSES

<u>Alderson PD</u>	<u>TOTAL</u>	<u>62</u>
<b>ASSAULT OFFENSES</b>		<b>14</b>
Intimidation		9
Simple Assault		5
<b>BURGLARY/BREAKING &amp; ENTERING</b>		<b>5</b>
Burglary/Breaking & Entering		5
<b>LARCENY/THEFT OFFENSES</b>		<b>25</b>
All Other Larceny		17
Shoplifting		4
Theft From Building		3
Theft of Motor Vehicle Parts/Accessories		1
<b>COUNTERFEITING/FORGERY</b>		<b>1</b>
Counterfeiting/Forgery		1
<b>DESTRUCTION/DAMAGE/VANDALISM OF PROPERTY</b>		<b>11</b>
Destruction/Damage/Vandalism of Property		11
<b>FRAUD OFFENSES</b>		<b>2</b>
False Pretenses/Swindle/Confidence Game		2
<b>DRUG/NARCOTIC OFFENSES</b>		<b>4</b>
Drug/Narcotic Violations		4

# Offenses (Group "A") by Agency

2012

COUNTY

AGENCY

OFFENSE CATEGORY

OFFENSE

# OF OFFENSES

Monroe Co SO	TOTAL	179
<b>SEX OFFENSES, FORCIBLE</b>		<b>1</b>
Forcible Rape		1
<b>ASSAULT OFFENSES</b>		<b>49</b>
Aggravated Assault		10
Intimidation		8
Simple Assault		31
<b>ROBBERY</b>		<b>2</b>
Robbery		2
<b>BURGLARY/BREAKING &amp; ENTERING</b>		<b>19</b>
Burglary/Breaking & Entering		19
<b>LARCENY/THEFT OFFENSES</b>		<b>65</b>
All Other Larceny		32
Theft From Building		22
Theft From Motor Vehicle		7
Theft of Motor Vehicle Parts/Accessories		4
<b>MOTOR VEHICLE THEFT</b>		<b>3</b>
Motor Vehicle Theft		3
<b>COUNTERFEITING/FORGERY</b>		<b>7</b>
Counterfeiting/Forgery		7
<b>DESTRUCTION/DAMAGE/VANDALISM OF PROPERTY</b>		<b>22</b>
Destruction/Damage/Vandalism of Property		22
<b>FRAUD OFFENSES</b>		<b>3</b>
False Pretenses/Swindle/Confidence Game		2
Impersonation		1
<b>STOLEN PROPERTY OFFENSES</b>		<b>1</b>
Stolen Property Offenses		1
<b>DRUG/NARCOTIC OFFENSES</b>		<b>5</b>
Drug/Narcotic Violations		5
<b>WEAPON LAW VIOLATIONS</b>		<b>2</b>
Weapon Law Violations		2

# Offenses (Group "A") by Agency

2012

COUNTY

AGENCY

OFFENSE CATEGORY

OFFENSE

# OF OFFENSES

Union SP	TOTAL	166
<b>SEX OFFENSES, FORCIBLE</b>		<b>5</b>
Forcible Fondling		3
Forcible Rape		1
Sexual Assault With An Object		1
<b>SEX OFFENSES, NONFORCIBLE</b>		<b>1</b>
Statutory Rape		1
<b>ASSAULT OFFENSES</b>		<b>38</b>
Aggravated Assault		6
Intimidation		13
Simple Assault		19
<b>ROBBERY</b>		<b>1</b>
Robbery		1
<b>BURGLARY/BREAKING &amp; ENTERING</b>		<b>18</b>
Burglary/Breaking & Entering		18
<b>LARCENY/THEFT OFFENSES</b>		<b>27</b>
All Other Larceny		22
Theft From Building		2
Theft From Motor Vehicle		2
Theft of Motor Vehicle Parts/Accessories		1
<b>MOTOR VEHICLE THEFT</b>		<b>5</b>
Motor Vehicle Theft		5
<b>COUNTERFEITING/FORGERY</b>		<b>8</b>
Counterfeiting/Forgery		8
<b>DESTRUCTION/DAMAGE/VANDALISM OF PROPERTY</b>		<b>21</b>
Destruction/Damage/Vandalism of Property		21
<b>FRAUD OFFENSES</b>		<b>25</b>
Credit Card/Automatic Teller Fraud		4
False Pretenses/Swindle/Confidence Game		19
Impersonation		2
<b>STOLEN PROPERTY OFFENSES</b>		<b>2</b>
Stolen Property Offenses		2
<b>DRUG/NARCOTIC OFFENSES</b>		<b>13</b>
Drug Equipment Violations		1
Drug/Narcotic Violations		12
<b>WEAPON LAW VIOLATIONS</b>		<b>2</b>
Weapon Law Violations		2

# Offenses (Group "A") by Agency

---

2012

COUNTY

AGENCY

OFFENSE CATEGORY

OFFENSE

# OF OFFENSES

---

Morgan	County	TOTAL	756
--------	--------	-------	-----

# Offenses (Group "A") by Agency

2012

COUNTY

AGENCY

OFFENSE CATEGORY

OFFENSE

# OF OFFENSES

<u>Berkeley Springs SP</u>	<u>TOTAL</u>	<u>312</u>
<b>SEX OFFENSES, FORCIBLE</b>		<b>3</b>
Forcible Fondling		1
Forcible Rape		1
Forcible Sodomy		1
<b>SEX OFFENSES, NONFORCIBLE</b>		<b>1</b>
Statutory Rape		1
<b>ASSAULT OFFENSES</b>		<b>75</b>
Aggravated Assault		14
Intimidation		20
Simple Assault		43
<b>ROBBERY</b>		<b>1</b>
Robbery		1
<b>BURGLARY/BREAKING &amp; ENTERING</b>		<b>55</b>
Burglary/Breaking & Entering		55
<b>LARCENY/THEFT OFFENSES</b>		<b>65</b>
All Other Larceny		46
Shoplifting		5
Theft From Building		5
Theft From Motor Vehicle		9
<b>MOTOR VEHICLE THEFT</b>		<b>13</b>
Motor Vehicle Theft		13
<b>COUNTERFEITING/FORGERY</b>		<b>9</b>
Counterfeiting/Forgery		9
<b>DESTRUCTION/DAMAGE/VANDALISM OF PROPERTY</b>		<b>44</b>
Destruction/Damage/Vandalism of Property		44
<b>EMBEZZLEMENT</b>		<b>2</b>
Embezzlement		2
<b>FRAUD OFFENSES</b>		<b>9</b>
False Pretenses/Swindle/Confidence Game		5
Impersonation		1
Wire Fraud		3
<b>STOLEN PROPERTY OFFENSES</b>		<b>2</b>
Stolen Property Offenses		2
<b>DRUG/NARCOTIC OFFENSES</b>		<b>24</b>
Drug Equipment Violations		6
Drug/Narcotic Violations		24



# Offenses (Group "A") by Agency

2012

COUNTY

AGENCY

OFFENSE CATEGORY

OFFENSE

# OF OFFENSES

---

<b>WEAPON LAW VIOLATIONS</b>	<b>1</b>
Weapon Law Violations	1
<b>DNR - 2 - Morgan</b>	<b>TOTAL</b>
	<u>1</u>
<b>DRUG/NARCOTIC OFFENSES</b>	<b>1</b>
Drug/Narcotic Violations	1

# Offenses (Group "A") by Agency

2012

COUNTY

AGENCY

OFFENSE CATEGORY

OFFENSE

# OF OFFENSES

<u>Morgan Co SO</u>	<u>TOTAL</u>	<u>443</u>
<b>SEX OFFENSES, FORCIBLE</b>		<b>3</b>
Forcible Fondling		1
Forcible Rape		1
Sexual Assault With An Object		1
<b>ASSAULT OFFENSES</b>		<b>111</b>
Aggravated Assault		7
Intimidation		26
Simple Assault		78
<b>KIDNAPING/ABDUCTION</b>		<b>1</b>
Kidnaping/Abduction		1
<b>BURGLARY/BREAKING &amp; ENTERING</b>		<b>38</b>
Burglary/Breaking & Entering		38
<b>LARCENY/THEFT OFFENSES</b>		<b>57</b>
All Other Larceny		46
Shoplifting		8
Theft From Motor Vehicle		1
Theft of Motor Vehicle Parts/Accessories		2
<b>MOTOR VEHICLE THEFT</b>		<b>9</b>
Motor Vehicle Theft		9
<b>COUNTERFEITING/FORGERY</b>		<b>6</b>
Counterfeiting/Forgery		6
<b>DESTRUCTION/DAMAGE/VANDALISM OF PROPERTY</b>		<b>51</b>
Destruction/Damage/Vandalism of Property		51
<b>EMBEZZLEMENT</b>		<b>1</b>
Embezzlement		1
<b>EXTORTION/BLACKMAIL</b>		<b>1</b>
Extortion/Blackmail		1
<b>FRAUD OFFENSES</b>		<b>3</b>
Credit Card/Automatic Teller Fraud		1
False Pretenses/Swindle/Confidence Game		2
<b>STOLEN PROPERTY OFFENSES</b>		<b>5</b>
Stolen Property Offenses		5
<b>DRUG/NARCOTIC OFFENSES</b>		<b>153</b>
Drug/Narcotic Violations		153
<b>WEAPON LAW VIOLATIONS</b>		<b>4</b>
Weapon Law Violations		4

# Offenses (Group "A") by Agency

---

2012

COUNTY

AGENCY

OFFENSE CATEGORY

OFFENSE

# OF OFFENSES

---

Nicholas	County TOTAL	1197
----------	--------------	------

# Offenses (Group "A") by Agency

2012

COUNTY

AGENCY

OFFENSE CATEGORY

OFFENSE

# OF OFFENSES

<u>Nicholas Co SO</u>	<u>TOTAL</u>	<u>561</u>
<b>SEX OFFENSES, FORCIBLE</b>		<b>9</b>
Forcible Fondling		5
Forcible Rape		5
<b>SEX OFFENSES, NONFORCIBLE</b>		<b>1</b>
Incest		1
<b>ASSAULT OFFENSES</b>		<b>163</b>
Aggravated Assault		116
Intimidation		23
Simple Assault		35
<b>ROBBERY</b>		<b>2</b>
Robbery		2
<b>BURGLARY/BREAKING &amp; ENTERING</b>		<b>57</b>
Burglary/Breaking & Entering		57
<b>LARCENY/THEFT OFFENSES</b>		<b>163</b>
All Other Larceny		143
Shoplifting		20
Theft From Motor Vehicle		1
<b>MOTOR VEHICLE THEFT</b>		<b>13</b>
Motor Vehicle Theft		13
<b>ARSON</b>		<b>7</b>
Arson		7
<b>COUNTERFEITING/FORGERY</b>		<b>6</b>
Counterfeiting/Forgery		6
<b>DESTRUCTION/DAMAGE/VANDALISM OF PROPERTY</b>		<b>59</b>
Destruction/Damage/Vandalism of Property		59
<b>FRAUD OFFENSES</b>		<b>20</b>
Credit Card/Automatic Teller Fraud		8
False Pretenses/Swindle/Confidence Game		7
Impersonation		4
Welfare Fraud		1
<b>STOLEN PROPERTY OFFENSES</b>		<b>6</b>
Stolen Property Offenses		6
<b>DRUG/NARCOTIC OFFENSES</b>		<b>26</b>
Drug Equipment Violations		10
Drug/Narcotic Violations		23
<b>WEAPON LAW VIOLATIONS</b>		<b>9</b>

# Offenses (Group "A") by Agency

2012

COUNTY

AGENCY

OFFENSE CATEGORY

OFFENSE

# OF OFFENSES

		# OF OFFENSES
	Weapon Law Violations	9
<b>Richwood SP</b>	<b>TOTAL</b>	<b>95</b>
	<b>SEX OFFENSES, FORCIBLE</b>	<b>3</b>
	Forcible Fondling	3
	<b>SEX OFFENSES, NONFORCIBLE</b>	<b>1</b>
	Statutory Rape	1
	<b>ASSAULT OFFENSES</b>	<b>16</b>
	Aggravated Assault	3
	Intimidation	3
	Simple Assault	10
	<b>BURGLARY/BREAKING &amp; ENTERING</b>	<b>5</b>
	Burglary/Breaking & Entering	5
	<b>LARCENY/THEFT OFFENSES</b>	<b>29</b>
	All Other Larceny	10
	Shoplifting	6
	Theft From Building	6
	Theft From Motor Vehicle	2
	Theft of Motor Vehicle Parts/Accessories	5
	<b>MOTOR VEHICLE THEFT</b>	<b>1</b>
	Motor Vehicle Theft	1
	<b>ARSON</b>	<b>1</b>
	Arson	1
	<b>DESTRUCTION/DAMAGE/VANDALISM OF PROPERTY</b>	<b>6</b>
	Destruction/Damage/Vandalism of Property	6
	<b>FRAUD OFFENSES</b>	<b>3</b>
	False Pretenses/Swindle/Confidence Game	3
	<b>STOLEN PROPERTY OFFENSES</b>	<b>1</b>
	Stolen Property Offenses	1
	<b>DRUG/NARCOTIC OFFENSES</b>	<b>25</b>
	Drug Equipment Violations	3
	Drug/Narcotic Violations	25
	<b>WEAPON LAW VIOLATIONS</b>	<b>1</b>
	Weapon Law Violations	1

# Offenses (Group "A") by Agency

2012

COUNTY

AGENCY

OFFENSE CATEGORY

OFFENSE

# OF OFFENSES

Summersville PD	TOTAL	258
<b>SEX OFFENSES, NONFORCIBLE</b>		<b>1</b>
Incest		1
<b>ASSAULT OFFENSES</b>		<b>53</b>
Aggravated Assault		32
Intimidation		9
Simple Assault		13
<b>BURGLARY/BREAKING &amp; ENTERING</b>		<b>9</b>
Burglary/Breaking & Entering		9
<b>LARCENY/THEFT OFFENSES</b>		<b>110</b>
All Other Larceny		44
Shoplifting		58
Theft From Motor Vehicle		4
Theft of Motor Vehicle Parts/Accessories		4
<b>MOTOR VEHICLE THEFT</b>		<b>5</b>
Motor Vehicle Theft		5
<b>ARSON</b>		<b>2</b>
Arson		2
<b>COUNTERFEITING/FORGERY</b>		<b>4</b>
Counterfeiting/Forgery		4
<b>DESTRUCTION/DAMAGE/VANDALISM OF PROPERTY</b>		<b>16</b>
Destruction/Damage/Vandalism of Property		16
<b>EMBEZZLEMENT</b>		<b>1</b>
Embezzlement		1
<b>FRAUD OFFENSES</b>		<b>4</b>
Credit Card/Automatic Teller Fraud		3
False Pretenses/Swindle/Confidence Game		1
<b>STOLEN PROPERTY OFFENSES</b>		<b>2</b>
Stolen Property Offenses		2
<b>DRUG/NARCOTIC OFFENSES</b>		<b>47</b>
Drug Equipment Violations		2
Drug/Narcotic Violations		46
<b>WEAPON LAW VIOLATIONS</b>		<b>2</b>
Weapon Law Violations		2

# Offenses (Group "A") by Agency

2012

COUNTY

AGENCY

OFFENSE CATEGORY

OFFENSE

# OF OFFENSES

Summersville SP	TOTAL	169
<b>SEX OFFENSES, FORCIBLE</b>		<b>2</b>
Forcible Fondling		1
Forcible Rape		1
<b>SEX OFFENSES, NONFORCIBLE</b>		<b>2</b>
Statutory Rape		2
<b>ASSAULT OFFENSES</b>		<b>8</b>
Aggravated Assault		5
Intimidation		1
Simple Assault		2
<b>ROBBERY</b>		<b>1</b>
Robbery		1
<b>BURGLARY/BREAKING &amp; ENTERING</b>		<b>11</b>
Burglary/Breaking & Entering		11
<b>LARCENY/THEFT OFFENSES</b>		<b>47</b>
All Other Larceny		21
Shoplifting		8
Theft From Building		8
Theft From Motor Vehicle		8
Theft of Motor Vehicle Parts/Accessories		2
<b>MOTOR VEHICLE THEFT</b>		<b>3</b>
Motor Vehicle Theft		3
<b>ARSON</b>		<b>8</b>
Arson		8
<b>COUNTERFEITING/FORGERY</b>		<b>8</b>
Counterfeiting/Forgery		8
<b>DESTRUCTION/DAMAGE/VANDALISM OF PROPERTY</b>		<b>7</b>
Destruction/Damage/Vandalism of Property		7
<b>FRAUD OFFENSES</b>		<b>6</b>
False Pretenses/Swindle/Confidence Game		6
Impersonation		1
<b>STOLEN PROPERTY OFFENSES</b>		<b>3</b>
Stolen Property Offenses		3
<b>DRUG/NARCOTIC OFFENSES</b>		<b>56</b>
Drug Equipment Violations		6
Drug/Narcotic Violations		53
<b>PORNOGRAPHY/OBSCENE MATERIAL</b>		<b>1</b>

# Offenses (Group "A") by Agency

2012

COUNTY

AGENCY

OFFENSE CATEGORY

OFFENSE

# OF OFFENSES

	Pornography/Obscene Material	1
	<b>WEAPON LAW VIOLATIONS</b>	<b>2</b>
	Weapon Law Violations	2
<b>tf Central WV Drug</b>	<b>TOTAL</b>	<b>114</b>
	<b>COUNTERFEITING/FORGERY</b>	<b>2</b>
	Counterfeiting/Forgery	2
	<b>DRUG/NARCOTIC OFFENSES</b>	<b>112</b>
	Drug Equipment Violations	8
	Drug/Narcotic Violations	104
<b>Ohio</b>	<b>County TOTAL</b>	<b>2631</b>
<b>Bethlehem PD</b>	<b>TOTAL</b>	<b>7</b>
	<b>ASSAULT OFFENSES</b>	<b>1</b>
	Aggravated Assault	1
	<b>BURGLARY/BREAKING &amp; ENTERING</b>	<b>1</b>
	Burglary/Breaking & Entering	1
	<b>LARCENY/THEFT OFFENSES</b>	<b>5</b>
	Theft From Coin Operated Machine or Device	5
<b>DNR - 1 - Ohio</b>	<b>TOTAL</b>	<b>1</b>
	<b>WEAPON LAW VIOLATIONS</b>	<b>1</b>
	Weapon Law Violations	1



# Offenses (Group "A") by Agency

2012

COUNTY

AGENCY

OFFENSE CATEGORY

OFFENSE

# OF OFFENSES

Ohio Co SO	TOTAL	456
<b>SEX OFFENSES, FORCIBLE</b>		<b>4</b>
Forcible Fondling		2
Forcible Rape		2
<b>SEX OFFENSES, NONFORCIBLE</b>		<b>1</b>
Incest		1
<b>ASSAULT OFFENSES</b>		<b>73</b>
Aggravated Assault		37
Intimidation		10
Simple Assault		27
<b>KIDNAPING/ABDUCTION</b>		<b>1</b>
Kidnaping/Abduction		1
<b>ROBBERY</b>		<b>2</b>
Robbery		2
<b>BURGLARY/BREAKING &amp; ENTERING</b>		<b>40</b>
Burglary/Breaking & Entering		40
<b>LARCENY/THEFT OFFENSES</b>		<b>234</b>
All Other Larceny		45
Shoplifting		154
Theft From Building		23
Theft From Coin Operated Machine or Device		3
Theft From Motor Vehicle		9
Theft of Motor Vehicle Parts/Accessories		1
<b>MOTOR VEHICLE THEFT</b>		<b>5</b>
Motor Vehicle Theft		5
<b>ARSON</b>		<b>2</b>
Arson		2
<b>COUNTERFEITING/FORGERY</b>		<b>9</b>
Counterfeiting/Forgery		9
<b>DESTRUCTION/DAMAGE/VANDALISM OF PROPERTY</b>		<b>22</b>
Destruction/Damage/Vandalism of Property		22
<b>EMBEZZLEMENT</b>		<b>5</b>
Embezzlement		5
<b>FRAUD OFFENSES</b>		<b>16</b>
Credit Card/Automatic Teller Fraud		4
False Pretenses/Swindle/Confidence Game		10
Impersonation		2

# Offenses (Group "A") by Agency

2012

COUNTY

AGENCY

OFFENSE CATEGORY

OFFENSE

# OF OFFENSES

<b>STOLEN PROPERTY OFFENSES</b>	<b>3</b>
Stolen Property Offenses	3
<b>DRUG/NARCOTIC OFFENSES</b>	<b>33</b>
Drug/Narcotic Violations	33
<b>WEAPON LAW VIOLATIONS</b>	<b>4</b>
Weapon Law Violations	4
<b>tf Ohio Valley Drug &amp; Vio Crime</b> <b>TOTAL</b>	<b>40</b>
<b>COUNTERFEITING/FORGERY</b>	<b>1</b>
Counterfeiting/Forgery	1
<b>DRUG/NARCOTIC OFFENSES</b>	<b>39</b>
Drug/Narcotic Violations	39
<b>Triadelphia PD</b> <b>TOTAL</b>	<b>2</b>
<b>BURGLARY/BREAKING &amp; ENTERING</b>	<b>1</b>
Burglary/Breaking & Entering	1
<b>DRUG/NARCOTIC OFFENSES</b>	<b>1</b>
Drug/Narcotic Violations	1
<b>West Liberty College</b> <b>TOTAL</b>	<b>7</b>
<b>SEX OFFENSES, FORCIBLE</b>	<b>1</b>
Forcible Rape	1
<b>LARCENY/THEFT OFFENSES</b>	<b>4</b>
All Other Larceny	2
Theft From Building	2
<b>DESTRUCTION/DAMAGE/VANDALISM OF PROPERTY</b>	<b>1</b>
Destruction/Damage/Vandalism of Property	1
<b>FRAUD OFFENSES</b>	<b>1</b>
Credit Card/Automatic Teller Fraud	1
<b>West Liberty PD</b> <b>TOTAL</b>	<b>1</b>
<b>LARCENY/THEFT OFFENSES</b>	<b>1</b>
Theft From Motor Vehicle	1

# Offenses (Group "A") by Agency

2012

COUNTY

AGENCY

OFFENSE CATEGORY

OFFENSE

# OF OFFENSES

Wheeling PD	TOTAL	1,908
<b>SEX OFFENSES, FORCIBLE</b>		<b>23</b>
Forcible Fondling		4
Forcible Rape		17
Sexual Assault With An Object		2
<b>ASSAULT OFFENSES</b>		<b>525</b>
Aggravated Assault		181
Intimidation		114
Simple Assault		236
<b>KIDNAPING/ABDUCTION</b>		<b>4</b>
Kidnaping/Abduction		4
<b>ROBBERY</b>		<b>43</b>
Robbery		43
<b>BURGLARY/BREAKING &amp; ENTERING</b>		<b>229</b>
Burglary/Breaking & Entering		229
<b>LARCENY/THEFT OFFENSES</b>		<b>462</b>
All Other Larceny		335
Shoplifting		74
Theft From Building		6
Theft From Motor Vehicle		46
Theft of Motor Vehicle Parts/Accessories		7
<b>MOTOR VEHICLE THEFT</b>		<b>48</b>
Motor Vehicle Theft		48
<b>ARSON</b>		<b>1</b>
Arson		1
<b>COUNTERFEITING/FORGERY</b>		<b>29</b>
Counterfeiting/Forgery		29
<b>DESTRUCTION/DAMAGE/VANDALISM OF PROPERTY</b>		<b>273</b>
Destruction/Damage/Vandalism of Property		273
<b>EMBEZZLEMENT</b>		<b>6</b>
Embezzlement		6
<b>FRAUD OFFENSES</b>		<b>68</b>
Credit Card/Automatic Teller Fraud		22
False Pretenses/Swindle/Confidence Game		40
Impersonation		6
<b>STOLEN PROPERTY OFFENSES</b>		<b>3</b>
Stolen Property Offenses		3

# Offenses (Group "A") by Agency

---

2012

COUNTY

AGENCY

OFFENSE CATEGORY

OFFENSE

# OF OFFENSES

---

<b>DRUG/NARCOTIC OFFENSES</b>	<b>157</b>
Drug Equipment Violations	3
Drug/Narcotic Violations	155
<b>PORNOGRAPHY/OBSCENE MATERIAL</b>	<b>3</b>
Pornography/Obscene Material	3
<b>PROSTITUTION OFFENSES</b>	<b>2</b>
Assisting or Promoting Prostitution	1
Prostitution	1
<b>WEAPON LAW VIOLATIONS</b>	<b>19</b>
Weapon Law Violations	19

# Offenses (Group "A") by Agency

2012

COUNTY

AGENCY

OFFENSE CATEGORY

OFFENSE

# OF OFFENSES

<u>Wheeling SP</u>	<u>TOTAL</u>	<u>209</u>
<b>SEX OFFENSES, FORCIBLE</b>		<b>7</b>
Forcible Fondling		5
Forcible Rape		2
<b>ASSAULT OFFENSES</b>		<b>27</b>
Aggravated Assault		1
Intimidation		11
Simple Assault		15
<b>BURGLARY/BREAKING &amp; ENTERING</b>		<b>4</b>
Burglary/Breaking & Entering		4
<b>LARCENY/THEFT OFFENSES</b>		<b>26</b>
All Other Larceny		14
Shoplifting		7
Theft of Motor Vehicle Parts/Accessories		5
<b>MOTOR VEHICLE THEFT</b>		<b>1</b>
Motor Vehicle Theft		1
<b>COUNTERFEITING/FORGERY</b>		<b>3</b>
Counterfeiting/Forgery		3
<b>DESTRUCTION/DAMAGE/VANDALISM OF PROPERTY</b>		<b>17</b>
Destruction/Damage/Vandalism of Property		17
<b>EMBEZZLEMENT</b>		<b>1</b>
Embezzlement		1
<b>EXTORTION/BLACKMAIL</b>		<b>1</b>
Extortion/Blackmail		1
<b>FRAUD OFFENSES</b>		<b>16</b>
False Pretenses/Swindle/Confidence Game		15
Impersonation		1
<b>STOLEN PROPERTY OFFENSES</b>		<b>2</b>
Stolen Property Offenses		2
<b>DRUG/NARCOTIC OFFENSES</b>		<b>99</b>
Drug/Narcotic Violations		99
<b>PORNOGRAPHY/OBSCENE MATERIAL</b>		<b>1</b>
Pornography/Obscene Material		1
<b>WEAPON LAW VIOLATIONS</b>		<b>4</b>
Weapon Law Violations		4
<b>Pendleton County TOTAL</b>		<b>146</b>

# Offenses (Group "A") by Agency

2012

COUNTY

AGENCY

OFFENSE CATEGORY

OFFENSE

# OF OFFENSES

---

<u>DNR - 2 - Pendleton</u>	<u>TOTAL</u>	<u>2</u>
<b>DRUG/NARCOTIC OFFENSES</b>		<b>2</b>
Drug/Narcotic Violations		2

# Offenses (Group "A") by Agency

2012

COUNTY

AGENCY

OFFENSE CATEGORY

OFFENSE

# OF OFFENSES

Franklin SP	TOTAL	144
<b>SEX OFFENSES, FORCIBLE</b>		<b>2</b>
Forcible Fondling		1
Sexual Assault With An Object		1
<b>SEX OFFENSES, NONFORCIBLE</b>		<b>1</b>
Statutory Rape		1
<b>ASSAULT OFFENSES</b>		<b>34</b>
Aggravated Assault		3
Intimidation		17
Simple Assault		14
<b>BURGLARY/BREAKING &amp; ENTERING</b>		<b>34</b>
Burglary/Breaking & Entering		34
<b>LARCENY/THEFT OFFENSES</b>		<b>19</b>
All Other Larceny		13
Shoplifting		2
Theft From Building		3
Theft From Motor Vehicle		1
<b>MOTOR VEHICLE THEFT</b>		<b>5</b>
Motor Vehicle Theft		5
<b>ARSON</b>		<b>1</b>
Arson		1
<b>COUNTERFEITING/FORGERY</b>		<b>4</b>
Counterfeiting/Forgery		4
<b>DESTRUCTION/DAMAGE/VANDALISM OF PROPERTY</b>		<b>22</b>
Destruction/Damage/Vandalism of Property		22
<b>FRAUD OFFENSES</b>		<b>6</b>
False Pretenses/Swindle/Confidence Game		5
Impersonation		1
<b>STOLEN PROPERTY OFFENSES</b>		<b>1</b>
Stolen Property Offenses		1
<b>DRUG/NARCOTIC OFFENSES</b>		<b>11</b>
Drug Equipment Violations		2
Drug/Narcotic Violations		9
<b>PORNOGRAPHY/OBSCENE MATERIAL</b>		<b>2</b>
Pornography/Obscene Material		2
<b>WEAPON LAW VIOLATIONS</b>		<b>2</b>
Weapon Law Violations		2

# Offenses (Group "A") by Agency

2012

COUNTY

AGENCY

OFFENSE CATEGORY

OFFENSE

# OF OFFENSES

COUNTY	AGENCY	OFFENSE CATEGORY	OFFENSE	# OF OFFENSES
<b>Pleasants</b>	<b>County</b>	<b>TOTAL</b>		<b>112</b>
	<b>DNR - 6 - Pleasants</b>	<b>TOTAL</b>		<b>1</b>
		<b>DRUG/NARCOTIC OFFENSES</b>		<b>1</b>
		Drug/Narcotic Violations		1
	<b>Pleasants Co SO</b>	<b>TOTAL</b>		<b>3</b>
		<b>ASSAULT OFFENSES</b>		<b>1</b>
		Simple Assault		1
		<b>LARCENY/THEFT OFFENSES</b>		<b>2</b>
		Theft From Building		1
		Theft From Motor Vehicle		1
	<b>St Marys SP</b>	<b>TOTAL</b>		<b>108</b>
		<b>SEX OFFENSES, FORCIBLE</b>		<b>2</b>
		Forcible Fondling		1
		Sexual Assault With An Object		1
		<b>ASSAULT OFFENSES</b>		<b>25</b>
		Aggravated Assault		3
		Intimidation		8
		Simple Assault		14
		<b>BURGLARY/BREAKING &amp; ENTERING</b>		<b>26</b>
		Burglary/Breaking & Entering		26
		<b>LARCENY/THEFT OFFENSES</b>		<b>21</b>
		All Other Larceny		18
		Theft From Building		3
		<b>MOTOR VEHICLE THEFT</b>		<b>1</b>
		Motor Vehicle Theft		1
		<b>DESTRUCTION/DAMAGE/VANDALISM OF PROPERTY</b>		<b>5</b>
		Destruction/Damage/Vandalism of Property		5
		<b>FRAUD OFFENSES</b>		<b>3</b>
		Credit Card/Automatic Teller Fraud		1
		False Pretenses/Swindle/Confidence Game		2
		<b>DRUG/NARCOTIC OFFENSES</b>		<b>21</b>
		Drug Equipment Violations		1
		Drug/Narcotic Violations		20
		<b>WEAPON LAW VIOLATIONS</b>		<b>4</b>
		Weapon Law Violations		4



# Offenses (Group "A") by Agency

---

2012

COUNTY

AGENCY

OFFENSE CATEGORY

OFFENSE

# OF OFFENSES

---

Pocahontas County TOTAL 246

# Offenses (Group "A") by Agency

2012

COUNTY

AGENCY

OFFENSE CATEGORY

OFFENSE

# OF OFFENSES

<u>Marlinton SP</u>	<u>TOTAL</u>	<u>234</u>
<b>SEX OFFENSES, FORCIBLE</b>		<b>7</b>
Forcible Fondling		2
Forcible Rape		2
Sexual Assault With An Object		3
<b>SEX OFFENSES, NONFORCIBLE</b>		<b>1</b>
Incest		1
<b>ASSAULT OFFENSES</b>		<b>89</b>
Aggravated Assault		17
Intimidation		9
Simple Assault		64
<b>ROBBERY</b>		<b>1</b>
Robbery		1
<b>BURGLARY/BREAKING &amp; ENTERING</b>		<b>21</b>
Burglary/Breaking & Entering		21
<b>LARCENY/THEFT OFFENSES</b>		<b>39</b>
All Other Larceny		28
Theft From Building		3
Theft From Motor Vehicle		8
<b>MOTOR VEHICLE THEFT</b>		<b>2</b>
Motor Vehicle Theft		2
<b>ARSON</b>		<b>1</b>
Arson		1
<b>COUNTERFEITING/FORGERY</b>		<b>2</b>
Counterfeiting/Forgery		2
<b>DESTRUCTION/DAMAGE/VANDALISM OF PROPERTY</b>		<b>36</b>
Destruction/Damage/Vandalism of Property		36
<b>EMBEZZLEMENT</b>		<b>2</b>
Embezzlement		2
<b>FRAUD OFFENSES</b>		<b>7</b>
False Pretenses/Swindle/Confidence Game		6
Impersonation		1
<b>DRUG/NARCOTIC OFFENSES</b>		<b>19</b>
Drug/Narcotic Violations		19
<b>PORNOGRAPHY/OBSCENE MATERIAL</b>		<b>1</b>
Pornography/Obscene Material		1
<b>WEAPON LAW VIOLATIONS</b>		<b>5</b>

# Offenses (Group "A") by Agency

2012

COUNTY

AGENCY

OFFENSE CATEGORY

OFFENSE

# OF OFFENSES

COUNTY	AGENCY	OFFENSE CATEGORY	OFFENSE	# OF OFFENSES
			Weapon Law Violations	5
<b>Pocahontas Co SO</b>	<b>TOTAL</b>			<b>12</b>
		<b>ASSAULT OFFENSES</b>		<b>4</b>
		Aggravated Assault		1
		Simple Assault		3
		<b>BURGLARY/BREAKING &amp; ENTERING</b>		<b>2</b>
		Burglary/Breaking & Entering		2
		<b>LARCENY/THEFT OFFENSES</b>		<b>3</b>
		Shoplifting		1
		Theft From Building		2
		<b>DESTRUCTION/DAMAGE/VANDALISM OF PROPERTY</b>		<b>2</b>
		Destruction/Damage/Vandalism of Property		2
		<b>STOLEN PROPERTY OFFENSES</b>		<b>1</b>
		Stolen Property Offenses		1
<b>Preston</b>	<b>County TOTAL</b>			<b>916</b>
	<b>DNR - 1 - Preston</b>	<b>TOTAL</b>		<b>5</b>
		<b>ASSAULT OFFENSES</b>		<b>1</b>
		Simple Assault		1
		<b>DRUG/NARCOTIC OFFENSES</b>		<b>1</b>
		Drug/Narcotic Violations		1
		<b>WEAPON LAW VIOLATIONS</b>		<b>3</b>
		Weapon Law Violations		3

# Offenses (Group "A") by Agency

2012

COUNTY

AGENCY

OFFENSE CATEGORY

OFFENSE

# OF OFFENSES

Kingwood SP	TOTAL	514
<b>HOMICIDE OFFENSES</b>		<b>1</b>
Murder and Nonnegligent Manslaughter		1
<b>SEX OFFENSES, FORCIBLE</b>		<b>18</b>
Forcible Fondling		10
Forcible Rape		5
Forcible Sodomy		1
Sexual Assault With An Object		2
<b>SEX OFFENSES, NONFORCIBLE</b>		<b>1</b>
Statutory Rape		1
<b>ASSAULT OFFENSES</b>		<b>108</b>
Aggravated Assault		24
Intimidation		21
Simple Assault		65
<b>KIDNAPING/ABDUCTION</b>		<b>3</b>
Kidnaping/Abduction		3
<b>ROBBERY</b>		<b>2</b>
Robbery		2
<b>BURGLARY/BREAKING &amp; ENTERING</b>		<b>51</b>
Burglary/Breaking & Entering		51
<b>LARCENY/THEFT OFFENSES</b>		<b>87</b>
All Other Larceny		59
Shoplifting		9
Theft From Building		1
Theft From Motor Vehicle		15
Theft of Motor Vehicle Parts/Accessories		4
<b>MOTOR VEHICLE THEFT</b>		<b>18</b>
Motor Vehicle Theft		18
<b>ARSON</b>		<b>3</b>
Arson		3
<b>COUNTERFEITING/FORGERY</b>		<b>10</b>
Counterfeiting/Forgery		10
<b>DESTRUCTION/DAMAGE/VANDALISM OF PROPERTY</b>		<b>67</b>
Destruction/Damage/Vandalism of Property		67
<b>EMBEZZLEMENT</b>		<b>1</b>
Embezzlement		1
<b>FRAUD OFFENSES</b>		<b>21</b>

# Offenses (Group "A") by Agency

2012

COUNTY

AGENCY

OFFENSE CATEGORY

OFFENSE

# OF OFFENSES

---

Credit Card/Automatic Teller Fraud	1
False Pretenses/Swindle/Confidence Game	15
Impersonation	5
<b>STOLEN PROPERTY OFFENSES</b>	<b>4</b>
Stolen Property Offenses	4
<b>DRUG/NARCOTIC OFFENSES</b>	<b>107</b>
Drug/Narcotic Violations	107
<b>WEAPON LAW VIOLATIONS</b>	<b>9</b>
Weapon Law Violations	9

# Offenses (Group "A") by Agency

2012

COUNTY

AGENCY

OFFENSE CATEGORY

OFFENSE

# OF OFFENSES

<u>Preston Co SO</u>	<u>TOTAL</u>	<u>392</u>
<b>SEX OFFENSES, FORCIBLE</b>		<b>4</b>
Forcible Rape		2
Sexual Assault With An Object		2
<b>SEX OFFENSES, NONFORCIBLE</b>		<b>1</b>
Incest		1
<b>ASSAULT OFFENSES</b>		<b>87</b>
Aggravated Assault		45
Intimidation		20
Simple Assault		24
<b>KIDNAPING/ABDUCTION</b>		<b>1</b>
Kidnaping/Abduction		1
<b>ROBBERY</b>		<b>1</b>
Robbery		1
<b>BURGLARY/BREAKING &amp; ENTERING</b>		<b>49</b>
Burglary/Breaking & Entering		49
<b>LARCENY/THEFT OFFENSES</b>		<b>117</b>
All Other Larceny		72
Shoplifting		28
Theft From Building		6
Theft From Motor Vehicle		15
Theft of Motor Vehicle Parts/Accessories		1
<b>MOTOR VEHICLE THEFT</b>		<b>15</b>
Motor Vehicle Theft		15
<b>ARSON</b>		<b>1</b>
Arson		1
<b>COUNTERFEITING/FORGERY</b>		<b>11</b>
Counterfeiting/Forgery		11
<b>DESTRUCTION/DAMAGE/VANDALISM OF PROPERTY</b>		<b>19</b>
Destruction/Damage/Vandalism of Property		19
<b>FRAUD OFFENSES</b>		<b>7</b>
Credit Card/Automatic Teller Fraud		1
False Pretenses/Swindle/Confidence Game		4
Impersonation		2
<b>STOLEN PROPERTY OFFENSES</b>		<b>4</b>
Stolen Property Offenses		4
<b>DRUG/NARCOTIC OFFENSES</b>		<b>62</b>

# Offenses (Group "A") by Agency

2012

**COUNTY**

**AGENCY**

**OFFENSE CATEGORY**

**OFFENSE**

**# OF OFFENSES**

	Drug Equipment Violations	1
	Drug/Narcotic Violations	61
	<b>WEAPON LAW VIOLATIONS</b>	<b>6</b>
	Weapon Law Violations	6
<b>Terra Alta PD</b>	<b>TOTAL</b>	<b>5</b>
	<b>ASSAULT OFFENSES</b>	<b>1</b>
	Aggravated Assault	1
	<b>LARCENY/THEFT OFFENSES</b>	<b>3</b>
	All Other Larceny	3
	<b>FRAUD OFFENSES</b>	<b>1</b>
	False Pretenses/Swindle/Confidence Game	1
<b>Putnam</b>	<b>County TOTAL</b>	<b>1833</b>
<b>Eleanor PD</b>	<b>TOTAL</b>	<b>1</b>
	<b>ASSAULT OFFENSES</b>	<b>1</b>
	Aggravated Assault	1

# Offenses (Group "A") by Agency

2012

COUNTY

AGENCY

OFFENSE CATEGORY

OFFENSE

# OF OFFENSES

Hurricane PD	TOTAL	432
<b>HOMICIDE OFFENSES</b>		<b>1</b>
Murder and Nonnegligent Manslaughter		1
<b>SEX OFFENSES, FORCIBLE</b>		<b>4</b>
Forcible Rape		2
Forcible Sodomy		1
Sexual Assault With An Object		1
<b>ASSAULT OFFENSES</b>		<b>37</b>
Aggravated Assault		6
Intimidation		4
Simple Assault		27
<b>KIDNAPING/ABDUCTION</b>		<b>1</b>
Kidnaping/Abduction		1
<b>ROBBERY</b>		<b>1</b>
Robbery		1
<b>BURGLARY/BREAKING &amp; ENTERING</b>		<b>31</b>
Burglary/Breaking & Entering		31
<b>LARCENY/THEFT OFFENSES</b>		<b>210</b>
All Other Larceny		78
Shoplifting		92
Theft From Building		13
Theft From Motor Vehicle		27
Theft of Motor Vehicle Parts/Accessories		1
<b>MOTOR VEHICLE THEFT</b>		<b>5</b>
Motor Vehicle Theft		5
<b>COUNTERFEITING/FORGERY</b>		<b>8</b>
Counterfeiting/Forgery		8
<b>DESTRUCTION/DAMAGE/VANDALISM OF PROPERTY</b>		<b>43</b>
Destruction/Damage/Vandalism of Property		43
<b>EMBEZZLEMENT</b>		<b>3</b>
Embezzlement		3
<b>FRAUD OFFENSES</b>		<b>14</b>
Credit Card/Automatic Teller Fraud		7
False Pretenses/Swindle/Confidence Game		8
<b>STOLEN PROPERTY OFFENSES</b>		<b>3</b>
Stolen Property Offenses		3
<b>DRUG/NARCOTIC OFFENSES</b>		<b>66</b>



# Offenses (Group "A") by Agency

2012

COUNTY

AGENCY

OFFENSE CATEGORY

OFFENSE

# OF OFFENSES

---

Drug Equipment Violations	1
Drug/Narcotic Violations	65
<b>PORNOGRAPHY/OBSCENE MATERIAL</b>	<b>1</b>
Pornography/Obscene Material	1
<b>WEAPON LAW VIOLATIONS</b>	<b>2</b>
Weapon Law Violations	2

# Offenses (Group "A") by Agency

2012

COUNTY

AGENCY

OFFENSE CATEGORY

OFFENSE

# OF OFFENSES

Putnam Co SO	TOTAL	938
<b>SEX OFFENSES, FORCIBLE</b>		<b>5</b>
Forcible Fondling		1
Forcible Rape		4
<b>ASSAULT OFFENSES</b>		<b>168</b>
Aggravated Assault		126
Intimidation		41
Simple Assault		4
<b>ROBBERY</b>		<b>4</b>
Robbery		4
<b>BURGLARY/BREAKING &amp; ENTERING</b>		<b>111</b>
Burglary/Breaking & Entering		111
<b>LARCENY/THEFT OFFENSES</b>		<b>357</b>
All Other Larceny		308
Shoplifting		28
Theft From Building		1
Theft From Motor Vehicle		40
<b>MOTOR VEHICLE THEFT</b>		<b>21</b>
Motor Vehicle Theft		21
<b>ARSON</b>		<b>3</b>
Arson		3
<b>COUNTERFEITING/FORGERY</b>		<b>20</b>
Counterfeiting/Forgery		20
<b>DESTRUCTION/DAMAGE/VANDALISM OF PROPERTY</b>		<b>137</b>
Destruction/Damage/Vandalism of Property		137
<b>EMBEZZLEMENT</b>		<b>8</b>
Embezzlement		8
<b>FRAUD OFFENSES</b>		<b>30</b>
Credit Card/Automatic Teller Fraud		12
False Pretenses/Swindle/Confidence Game		13
Impersonation		6
<b>STOLEN PROPERTY OFFENSES</b>		<b>3</b>
Stolen Property Offenses		3
<b>DRUG/NARCOTIC OFFENSES</b>		<b>38</b>
Drug Equipment Violations		2
Drug/Narcotic Violations		36
<b>WEAPON LAW VIOLATIONS</b>		<b>9</b>

# Offenses (Group "A") by Agency

2012

COUNTY

AGENCY

OFFENSE CATEGORY

OFFENSE

# OF OFFENSES

AGENCY	OFFENSE CATEGORY	OFFENSE	# OF OFFENSES
		Weapon Law Violations	9
<b>Winfield PD</b>		<b>TOTAL</b>	<b>18</b>
	<b>ASSAULT OFFENSES</b>		<b>4</b>
		Simple Assault	4
	<b>ROBBERY</b>		<b>1</b>
		Robbery	1
	<b>LARCENY/THEFT OFFENSES</b>		<b>11</b>
		All Other Larceny	9
		Theft From Building	2
	<b>DESTRUCTION/DAMAGE/VANDALISM OF PROPERTY</b>		<b>1</b>
		Destruction/Damage/Vandalism of Property	1
	<b>FRAUD OFFENSES</b>		<b>1</b>
		False Pretenses/Swindle/Confidence Game	1

# Offenses (Group "A") by Agency

2012

COUNTY

AGENCY

OFFENSE CATEGORY

OFFENSE

# OF OFFENSES

Winfield SP	TOTAL	444
<b>SEX OFFENSES, FORCIBLE</b>		<b>3</b>
Forcible Fondling		2
Forcible Rape		1
<b>ASSAULT OFFENSES</b>		<b>46</b>
Aggravated Assault		5
Intimidation		19
Simple Assault		23
<b>ROBBERY</b>		<b>2</b>
Robbery		2
<b>BURGLARY/BREAKING &amp; ENTERING</b>		<b>19</b>
Burglary/Breaking & Entering		19
<b>LARCENY/THEFT OFFENSES</b>		<b>138</b>
All Other Larceny		77
Shoplifting		6
Theft From Building		3
Theft From Motor Vehicle		15
Theft of Motor Vehicle Parts/Accessories		38
<b>MOTOR VEHICLE THEFT</b>		<b>7</b>
Motor Vehicle Theft		7
<b>COUNTERFEITING/FORGERY</b>		<b>25</b>
Counterfeiting/Forgery		25
<b>DESTRUCTION/DAMAGE/VANDALISM OF PROPERTY</b>		<b>34</b>
Destruction/Damage/Vandalism of Property		34
<b>EMBEZZLEMENT</b>		<b>2</b>
Embezzlement		2
<b>EXTORTION/BLACKMAIL</b>		<b>1</b>
Extortion/Blackmail		1
<b>FRAUD OFFENSES</b>		<b>33</b>
Credit Card/Automatic Teller Fraud		1
False Pretenses/Swindle/Confidence Game		17
Impersonation		17
<b>STOLEN PROPERTY OFFENSES</b>		<b>7</b>
Stolen Property Offenses		7
<b>DRUG/NARCOTIC OFFENSES</b>		<b>106</b>
Drug Equipment Violations		17
Drug/Narcotic Violations		102

# Offenses (Group "A") by Agency

2012

COUNTY

AGENCY

OFFENSE CATEGORY

OFFENSE

# OF OFFENSES

<b>PORNOGRAPHY/OBSCENE MATERIAL</b>	<b>1</b>
Pornography/Obscene Material	1
<b>WEAPON LAW VIOLATIONS</b>	<b>3</b>
Weapon Law Violations	3

**RALEIGH County TOTAL 7834**

<b>BCI - Beckley</b>	<b>TOTAL</b>	<b>84</b>
<b>SEX OFFENSES, FORCIBLE</b>		<b>1</b>
Sexual Assault With An Object		1
<b>ASSAULT OFFENSES</b>		<b>1</b>
Aggravated Assault		1
<b>BURGLARY/BREAKING &amp; ENTERING</b>		<b>1</b>
Burglary/Breaking & Entering		1
<b>DESTRUCTION/DAMAGE/VANDALISM OF PROPERTY</b>		<b>1</b>
Destruction/Damage/Vandalism of Property		1
<b>DRUG/NARCOTIC OFFENSES</b>		<b>80</b>
Drug/Narcotic Violations		80

# Offenses (Group "A") by Agency

2012

COUNTY

AGENCY

OFFENSE CATEGORY

OFFENSE

# OF OFFENSES

<u>Beckley PD</u>	<u>TOTAL</u>	<u>3,746</u>
<b>HOMICIDE OFFENSES</b>		<b>5</b>
Murder and Nonnegligent Manslaughter		5
<b>SEX OFFENSES, FORCIBLE</b>		<b>40</b>
Forcible Fondling		14
Forcible Rape		22
Forcible Sodomy		2
Sexual Assault With An Object		2
<b>ASSAULT OFFENSES</b>		<b>732</b>
Aggravated Assault		94
Intimidation		144
Simple Assault		514
<b>KIDNAPING/ABDUCTION</b>		<b>9</b>
Kidnaping/Abduction		9
<b>ROBBERY</b>		<b>53</b>
Robbery		53
<b>BURGLARY/BREAKING &amp; ENTERING</b>		<b>317</b>
Burglary/Breaking & Entering		317
<b>LARCENY/THEFT OFFENSES</b>		<b>1,246</b>
All Other Larceny		450
Pocket-picking		1
Purse-snatching		8
Shoplifting		499
Theft From Building		29
Theft From Coin Operated Machine or Device		2
Theft From Motor Vehicle		248
Theft of Motor Vehicle Parts/Accessories		11
<b>MOTOR VEHICLE THEFT</b>		<b>33</b>
Motor Vehicle Theft		33
<b>ARSON</b>		<b>6</b>
Arson		6
<b>COUNTERFEITING/FORGERY</b>		<b>66</b>
Counterfeiting/Forgery		66
<b>DESTRUCTION/DAMAGE/VANDALISM OF PROPERTY</b>		<b>603</b>
Destruction/Damage/Vandalism of Property		603
<b>EMBEZZLEMENT</b>		<b>27</b>

# Offenses (Group "A") by Agency

2012

COUNTY

AGENCY

OFFENSE CATEGORY

OFFENSE

# OF OFFENSES

Embezzlement	27
<b>EXTORTION/BLACKMAIL</b>	<b>1</b>
Extortion/Blackmail	1
<b>FRAUD OFFENSES</b>	<b>153</b>
Credit Card/Automatic Teller Fraud	22
False Pretenses/Swindle/Confidence Game	112
Impersonation	21
<b>STOLEN PROPERTY OFFENSES</b>	<b>13</b>
Stolen Property Offenses	13
<b>DRUG/NARCOTIC OFFENSES</b>	<b>352</b>
Drug Equipment Violations	1
Drug/Narcotic Violations	351
<b>PORNOGRAPHY/OBSCENE MATERIAL</b>	<b>2</b>
Pornography/Obscene Material	2
<b>PROSTITUTION OFFENSES</b>	<b>13</b>
Assisting or Promoting Prostitution	7
Prostitution	6
<b>WEAPON LAW VIOLATIONS</b>	<b>51</b>
Weapon Law Violations	51

# Offenses (Group "A") by Agency

2012

COUNTY

AGENCY

OFFENSE CATEGORY

OFFENSE

# OF OFFENSES

<u>Beckley SP</u>	<u>TOTAL</u>	<u>1,038</u>
<b>SEX OFFENSES, FORCIBLE</b>		<b>8</b>
Forcible Fondling		3
Forcible Rape		1
Sexual Assault With An Object		4
<b>SEX OFFENSES, NONFORCIBLE</b>		<b>2</b>
Incest		1
Statutory Rape		1
<b>ASSAULT OFFENSES</b>		<b>109</b>
Aggravated Assault		22
Intimidation		19
Simple Assault		70
<b>KIDNAPING/ABDUCTION</b>		<b>1</b>
Kidnaping/Abduction		1
<b>ROBBERY</b>		<b>5</b>
Robbery		5
<b>BURGLARY/BREAKING &amp; ENTERING</b>		<b>99</b>
Burglary/Breaking & Entering		99
<b>LARCENY/THEFT OFFENSES</b>		<b>250</b>
All Other Larceny		120
Shoplifting		36
Theft From Building		4
Theft From Motor Vehicle		15
Theft of Motor Vehicle Parts/Accessories		75
<b>MOTOR VEHICLE THEFT</b>		<b>26</b>
Motor Vehicle Theft		26
<b>ARSON</b>		<b>1</b>
Arson		1
<b>COUNTERFEITING/FORGERY</b>		<b>44</b>
Counterfeiting/Forgery		44
<b>DESTRUCTION/DAMAGE/VANDALISM OF PROPERTY</b>		<b>131</b>
Destruction/Damage/Vandalism of Property		131
<b>EMBEZZLEMENT</b>		<b>6</b>
Embezzlement		6
<b>FRAUD OFFENSES</b>		<b>46</b>
False Pretenses/Swindle/Confidence Game		41
Impersonation		5



# Offenses (Group "A") by Agency

2012

COUNTY

AGENCY

OFFENSE CATEGORY

OFFENSE

# OF OFFENSES

	# OF OFFENSES
<b>STOLEN PROPERTY OFFENSES</b>	<b>30</b>
Stolen Property Offenses	30
<b>DRUG/NARCOTIC OFFENSES</b>	<b>227</b>
Drug Equipment Violations	36
Drug/Narcotic Violations	223
<b>PORNOGRAPHY/OBSCENE MATERIAL</b>	<b>3</b>
Pornography/Obscene Material	3
<b>WEAPON LAW VIOLATIONS</b>	<b>16</b>
Weapon Law Violations	16
<b>DNR - 4 - Raleigh</b>	<b>3</b>
<b>TOTAL</b>	<b>3</b>
<b>DRUG/NARCOTIC OFFENSES</b>	<b>3</b>
Drug/Narcotic Violations	3

# Offenses (Group "A") by Agency

2012

COUNTY

AGENCY

OFFENSE CATEGORY

OFFENSE

# OF OFFENSES

<u>Raleigh Co SO</u>	<u>TOTAL</u>	<u>2,659</u>
<b>HOMICIDE OFFENSES</b>		<b>3</b>
Murder and Nonnegligent Manslaughter		3
<b>SEX OFFENSES, FORCIBLE</b>		<b>26</b>
Forcible Fondling		4
Forcible Rape		15
Sexual Assault With An Object		7
<b>SEX OFFENSES, NONFORCIBLE</b>		<b>6</b>
Statutory Rape		6
<b>ASSAULT OFFENSES</b>		<b>474</b>
Aggravated Assault		105
Intimidation		49
Simple Assault		348
<b>KIDNAPING/ABDUCTION</b>		<b>1</b>
Kidnaping/Abduction		1
<b>ROBBERY</b>		<b>41</b>
Robbery		41
<b>BURGLARY/BREAKING &amp; ENTERING</b>		<b>606</b>
Burglary/Breaking & Entering		606
<b>LARCENY/THEFT OFFENSES</b>		<b>649</b>
All Other Larceny		510
Shoplifting		82
Theft From Building		1
Theft From Motor Vehicle		57
Theft of Motor Vehicle Parts/Accessories		7
<b>MOTOR VEHICLE THEFT</b>		<b>82</b>
Motor Vehicle Theft		82
<b>ARSON</b>		<b>9</b>
Arson		9
<b>COUNTERFEITING/FORGERY</b>		<b>49</b>
Counterfeiting/Forgery		49
<b>DESTRUCTION/DAMAGE/VANDALISM OF PROPERTY</b>		<b>423</b>
Destruction/Damage/Vandalism of Property		423
<b>EMBEZZLEMENT</b>		<b>6</b>
Embezzlement		6
<b>FRAUD OFFENSES</b>		<b>69</b>
Credit Card/Automatic Teller Fraud		4

# Offenses (Group "A") by Agency

2012

COUNTY

AGENCY

OFFENSE CATEGORY

OFFENSE

# OF OFFENSES

False Pretenses/Swindle/Confidence Game	59
Impersonation	7
<b>STOLEN PROPERTY OFFENSES</b>	<b>44</b>
Stolen Property Offenses	44
<b>DRUG/NARCOTIC OFFENSES</b>	<b>88</b>
Drug Equipment Violations	1
Drug/Narcotic Violations	87
<b>GAMBLING OFFENSES</b>	<b>1</b>
Operating/Promoting/Assisting Gambling	1
<b>PORNOGRAPHY/OBSCENE MATERIAL</b>	<b>2</b>
Pornography/Obscene Material	2
<b>WEAPON LAW VIOLATIONS</b>	<b>43</b>
Weapon Law Violations	43

# Offenses (Group "A") by Agency

2012

COUNTY

AGENCY

OFFENSE CATEGORY

OFFENSE

# OF OFFENSES

Sophia PD	TOTAL	213
<b>SEX OFFENSES, FORCIBLE</b>		<b>2</b>
Forcible Rape		1
Sexual Assault With An Object		1
<b>ASSAULT OFFENSES</b>		<b>58</b>
Aggravated Assault		4
Intimidation		15
Simple Assault		39
<b>KIDNAPING/ABDUCTION</b>		<b>1</b>
Kidnaping/Abduction		1
<b>ROBBERY</b>		<b>1</b>
Robbery		1
<b>BURGLARY/BREAKING &amp; ENTERING</b>		<b>20</b>
Burglary/Breaking & Entering		20
<b>LARCENY/THEFT OFFENSES</b>		<b>47</b>
All Other Larceny		21
Shoplifting		13
Theft From Building		3
Theft From Motor Vehicle		9
Theft of Motor Vehicle Parts/Accessories		1
<b>MOTOR VEHICLE THEFT</b>		<b>3</b>
Motor Vehicle Theft		3
<b>COUNTERFEITING/FORGERY</b>		<b>3</b>
Counterfeiting/Forgery		3
<b>DESTRUCTION/DAMAGE/VANDALISM OF PROPERTY</b>		<b>33</b>
Destruction/Damage/Vandalism of Property		33
<b>EMBEZZLEMENT</b>		<b>1</b>
Embezzlement		1
<b>FRAUD OFFENSES</b>		<b>4</b>
False Pretenses/Swindle/Confidence Game		4
<b>STOLEN PROPERTY OFFENSES</b>		<b>2</b>
Stolen Property Offenses		2
<b>DRUG/NARCOTIC OFFENSES</b>		<b>36</b>
Drug/Narcotic Violations		36
<b>WEAPON LAW VIOLATIONS</b>		<b>2</b>
Weapon Law Violations		2

# Offenses (Group "A") by Agency

2012

COUNTY

AGENCY

OFFENSE CATEGORY

OFFENSE

# OF OFFENSES

Turnpike - Raleigh	TOTAL	91
<b>ASSAULT OFFENSES</b>		<b>4</b>
Intimidation		1
Simple Assault		3
<b>LARCENY/THEFT OFFENSES</b>		<b>8</b>
All Other Larceny		4
Shoplifting		2
Theft From Motor Vehicle		2
<b>COUNTERFEITING/FORGERY</b>		<b>2</b>
Counterfeiting/Forgery		2
<b>DESTRUCTION/DAMAGE/VANDALISM OF PROPERTY</b>		<b>5</b>
Destruction/Damage/Vandalism of Property		5
<b>STOLEN PROPERTY OFFENSES</b>		<b>5</b>
Stolen Property Offenses		5
<b>DRUG/NARCOTIC OFFENSES</b>		<b>63</b>
Drug/Narcotic Violations		63
<b>PROSTITUTION OFFENSES</b>		<b>3</b>
Assisting or Promoting Prostitution		2
Prostitution		1
<b>WEAPON LAW VIOLATIONS</b>		<b>1</b>
Weapon Law Violations		1
<b>Randolph County TOTAL</b>		<b>1703</b>

# Offenses (Group "A") by Agency

2012

COUNTY

AGENCY

OFFENSE CATEGORY

OFFENSE

# OF OFFENSES

<u>Elkins PD</u>	<u>TOTAL</u>	<u>652</u>
<b>SEX OFFENSES, FORCIBLE</b>		<b>6</b>
Forcible Fondling		1
Forcible Rape		4
Sexual Assault With An Object		1
<b>ASSAULT OFFENSES</b>		<b>101</b>
Aggravated Assault		48
Intimidation		18
Simple Assault		36
<b>ROBBERY</b>		<b>3</b>
Robbery		3
<b>BURGLARY/BREAKING &amp; ENTERING</b>		<b>54</b>
Burglary/Breaking & Entering		54
<b>LARCENY/THEFT OFFENSES</b>		<b>244</b>
All Other Larceny		204
Shoplifting		40
Theft From Motor Vehicle		8
<b>MOTOR VEHICLE THEFT</b>		<b>3</b>
Motor Vehicle Theft		3
<b>ARSON</b>		<b>4</b>
Arson		4
<b>COUNTERFEITING/FORGERY</b>		<b>11</b>
Counterfeiting/Forgery		11
<b>DESTRUCTION/DAMAGE/VANDALISM OF PROPERTY</b>		<b>158</b>
Destruction/Damage/Vandalism of Property		158
<b>EMBEZZLEMENT</b>		<b>2</b>
Embezzlement		2
<b>FRAUD OFFENSES</b>		<b>14</b>
Credit Card/Automatic Teller Fraud		4
False Pretenses/Swindle/Confidence Game		7
Impersonation		3
<b>STOLEN PROPERTY OFFENSES</b>		<b>3</b>
Stolen Property Offenses		3
<b>DRUG/NARCOTIC OFFENSES</b>		<b>35</b>
Drug Equipment Violations		1
Drug/Narcotic Violations		35
<b>WEAPON LAW VIOLATIONS</b>		<b>4</b>

# Offenses (Group "A") by Agency

---

2012

COUNTY

AGENCY

OFFENSE CATEGORY

OFFENSE

# OF OFFENSES

---

Weapon Law Violations

4

# Offenses (Group "A") by Agency

2012

COUNTY

AGENCY

OFFENSE CATEGORY

OFFENSE

# OF OFFENSES

<u>Elkins SP</u>	<u>TOTAL</u>	<u>898</u>
<b>HOMICIDE OFFENSES</b>		<b>2</b>
Justifiable Homicide		1
Murder and Nonnegligent Manslaughter		1
<b>SEX OFFENSES, FORCIBLE</b>		<b>17</b>
Forcible Fondling		5
Forcible Rape		9
Forcible Sodomy		2
Sexual Assault With An Object		1
<b>ASSAULT OFFENSES</b>		<b>149</b>
Aggravated Assault		22
Intimidation		34
Simple Assault		94
<b>ROBBERY</b>		<b>1</b>
Robbery		1
<b>BURGLARY/BREAKING &amp; ENTERING</b>		<b>76</b>
Burglary/Breaking & Entering		76
<b>LARCENY/THEFT OFFENSES</b>		<b>284</b>
All Other Larceny		190
Shoplifting		76
Theft From Motor Vehicle		73
<b>MOTOR VEHICLE THEFT</b>		<b>24</b>
Motor Vehicle Theft		24
<b>ARSON</b>		<b>3</b>
Arson		3
<b>COUNTERFEITING/FORGERY</b>		<b>18</b>
Counterfeiting/Forgery		18
<b>DESTRUCTION/DAMAGE/VANDALISM OF PROPERTY</b>		<b>141</b>
Destruction/Damage/Vandalism of Property		141
<b>EMBEZZLEMENT</b>		<b>4</b>
Embezzlement		4
<b>FRAUD OFFENSES</b>		<b>26</b>
Credit Card/Automatic Teller Fraud		1
False Pretenses/Swindle/Confidence Game		14
Impersonation		4
Wire Fraud		7



# Offenses (Group "A") by Agency

---

2012

COUNTY

AGENCY

OFFENSE CATEGORY

OFFENSE

# OF OFFENSES

---

<b>STOLEN PROPERTY OFFENSES</b>	<b>8</b>
Stolen Property Offenses	8
<b>DRUG/NARCOTIC OFFENSES</b>	<b>80</b>
Drug Equipment Violations	6
Drug/Narcotic Violations	77
<b>PORNOGRAPHY/OBSCENE MATERIAL</b>	<b>2</b>
Pornography/Obscene Material	2
<b>WEAPON LAW VIOLATIONS</b>	<b>4</b>
Weapon Law Violations	4

# Offenses (Group "A") by Agency

2012

COUNTY

AGENCY

OFFENSE CATEGORY

OFFENSE

# OF OFFENSES

<u>Randolph Co SO</u>	<u>TOTAL</u>	<u>153</u>
<b>HOMICIDE OFFENSES</b>		<b>1</b>
Murder and Nonnegligent Manslaughter		1
<b>SEX OFFENSES, FORCIBLE</b>		<b>1</b>
Forcible Fondling		1
<b>ASSAULT OFFENSES</b>		<b>33</b>
Aggravated Assault		27
Intimidation		2
Simple Assault		4
<b>ROBBERY</b>		<b>1</b>
Robbery		1
<b>BURGLARY/BREAKING &amp; ENTERING</b>		<b>12</b>
Burglary/Breaking & Entering		12
<b>LARCENY/THEFT OFFENSES</b>		<b>57</b>
All Other Larceny		45
Shoplifting		12
Theft From Motor Vehicle		1
<b>MOTOR VEHICLE THEFT</b>		<b>1</b>
Motor Vehicle Theft		1
<b>COUNTERFEITING/FORGERY</b>		<b>3</b>
Counterfeiting/Forgery		3
<b>DESTRUCTION/DAMAGE/VANDALISM OF PROPERTY</b>		<b>21</b>
Destruction/Damage/Vandalism of Property		21
<b>FRAUD OFFENSES</b>		<b>5</b>
Credit Card/Automatic Teller Fraud		1
False Pretenses/Swindle/Confidence Game		3
Impersonation		1
<b>STOLEN PROPERTY OFFENSES</b>		<b>1</b>
Stolen Property Offenses		1
<b>DRUG/NARCOTIC OFFENSES</b>		<b>12</b>
Drug Equipment Violations		1
Drug/Narcotic Violations		11
<b>WEAPON LAW VIOLATIONS</b>		<b>4</b>
Weapon Law Violations		4
<b>Ritchie County TOTAL</b>		<b>330</b>

# Offenses (Group "A") by Agency

2012

COUNTY

AGENCY

OFFENSE CATEGORY

OFFENSE

# OF OFFENSES

AGENCY	TOTAL	# OF OFFENSES
<b>DNR - 6 - Ritchie</b>	<b>TOTAL</b>	<b>1</b>
<b>DRUG/NARCOTIC OFFENSES</b>		<b>1</b>
Drug/Narcotic Violations		1
<b>Harrisville PD</b>	<b>TOTAL</b>	<b>23</b>
<b>SEX OFFENSES, FORCIBLE</b>		<b>1</b>
Forcible Rape		1
<b>ASSAULT OFFENSES</b>		<b>2</b>
Intimidation		1
Simple Assault		1
<b>LARCENY/THEFT OFFENSES</b>		<b>6</b>
All Other Larceny		3
Shoplifting		1
Theft From Motor Vehicle		1
Theft of Motor Vehicle Parts/Accessories		1
<b>DESTRUCTION/DAMAGE/VANDALISM OF PROPERTY</b>		<b>5</b>
Destruction/Damage/Vandalism of Property		5
<b>FRAUD OFFENSES</b>		<b>3</b>
False Pretenses/Swindle/Confidence Game		3
<b>DRUG/NARCOTIC OFFENSES</b>		<b>5</b>
Drug/Narcotic Violations		5
<b>WEAPON LAW VIOLATIONS</b>		<b>1</b>
Weapon Law Violations		1

# Offenses (Group "A") by Agency

2012

COUNTY

AGENCY

OFFENSE CATEGORY

OFFENSE

# OF OFFENSES

Harrisville SP	TOTAL	178
<b>SEX OFFENSES, FORCIBLE</b>		<b>4</b>
Forcible Fondling		1
Forcible Rape		2
Sexual Assault With An Object		1
<b>ASSAULT OFFENSES</b>		<b>27</b>
Aggravated Assault		4
Intimidation		1
Simple Assault		22
<b>KIDNAPING/ABDUCTION</b>		<b>1</b>
Kidnaping/Abduction		1
<b>BURGLARY/BREAKING &amp; ENTERING</b>		<b>19</b>
Burglary/Breaking & Entering		19
<b>LARCENY/THEFT OFFENSES</b>		<b>27</b>
All Other Larceny		17
Shoplifting		2
Theft From Building		3
Theft From Motor Vehicle		4
Theft of Motor Vehicle Parts/Accessories		1
<b>MOTOR VEHICLE THEFT</b>		<b>12</b>
Motor Vehicle Theft		12
<b>COUNTERFEITING/FORGERY</b>		<b>5</b>
Counterfeiting/Forgery		5
<b>DESTRUCTION/DAMAGE/VANDALISM OF PROPERTY</b>		<b>18</b>
Destruction/Damage/Vandalism of Property		18
<b>FRAUD OFFENSES</b>		<b>8</b>
False Pretenses/Swindle/Confidence Game		5
Impersonation		3
<b>STOLEN PROPERTY OFFENSES</b>		<b>2</b>
Stolen Property Offenses		2
<b>DRUG/NARCOTIC OFFENSES</b>		<b>53</b>
Drug Equipment Violations		1
Drug/Narcotic Violations		52
<b>WEAPON LAW VIOLATIONS</b>		<b>2</b>
Weapon Law Violations		2

# Offenses (Group "A") by Agency

2012

COUNTY

AGENCY

OFFENSE CATEGORY

OFFENSE

# OF OFFENSES

<u>Pennsboro PD</u>	<u>TOTAL</u>	<u>10</u>
<b>ASSAULT OFFENSES</b>		<b>4</b>
Aggravated Assault		1
Simple Assault		3
<b>LARCENY/THEFT OFFENSES</b>		<b>1</b>
Theft From Motor Vehicle		1
<b>DESTRUCTION/DAMAGE/VANDALISM OF PROPERTY</b>		<b>2</b>
Destruction/Damage/Vandalism of Property		2
<b>DRUG/NARCOTIC OFFENSES</b>		<b>3</b>
Drug/Narcotic Violations		3

# Offenses (Group "A") by Agency

2012

COUNTY

AGENCY

OFFENSE CATEGORY

OFFENSE

# OF OFFENSES

Ritchie Co SO	TOTAL	118
<b>SEX OFFENSES, FORCIBLE</b>		<b>1</b>
Forcible Fondling		1
<b>ASSAULT OFFENSES</b>		<b>29</b>
Aggravated Assault		3
Intimidation		4
Simple Assault		23
<b>ROBBERY</b>		<b>1</b>
Robbery		1
<b>BURGLARY/BREAKING &amp; ENTERING</b>		<b>9</b>
Burglary/Breaking & Entering		9
<b>LARCENY/THEFT OFFENSES</b>		<b>31</b>
All Other Larceny		23
Theft From Building		3
Theft From Motor Vehicle		2
Theft of Motor Vehicle Parts/Accessories		3
<b>MOTOR VEHICLE THEFT</b>		<b>1</b>
Motor Vehicle Theft		1
<b>ARSON</b>		<b>2</b>
Arson		2
<b>COUNTERFEITING/FORGERY</b>		<b>5</b>
Counterfeiting/Forgery		5
<b>DESTRUCTION/DAMAGE/VANDALISM OF PROPERTY</b>		<b>16</b>
Destruction/Damage/Vandalism of Property		16
<b>FRAUD OFFENSES</b>		<b>4</b>
Credit Card/Automatic Teller Fraud		1
False Pretenses/Swindle/Confidence Game		3
<b>DRUG/NARCOTIC OFFENSES</b>		<b>15</b>
Drug Equipment Violations		1
Drug/Narcotic Violations		15
<b>PORNOGRAPHY/OBSCENE MATERIAL</b>		<b>1</b>
Pornography/Obscene Material		1
<b>WEAPON LAW VIOLATIONS</b>		<b>1</b>
Weapon Law Violations		1
<b>Roane County TOTAL</b>		<b>543</b>

# Offenses (Group "A") by Agency

2012

COUNTY

AGENCY

OFFENSE CATEGORY

OFFENSE

# OF OFFENSES

<u>Roane Co SO</u>	<u>TOTAL</u>	<u>194</u>
<b>SEX OFFENSES, FORCIBLE</b>		<b>2</b>
Forcible Rape		2
<b>SEX OFFENSES, NONFORCIBLE</b>		<b>1</b>
Statutory Rape		1
<b>ASSAULT OFFENSES</b>		<b>57</b>
Aggravated Assault		15
Intimidation		5
Simple Assault		37
<b>LARCENY/THEFT OFFENSES</b>		<b>56</b>
All Other Larceny		48
Shoplifting		2
Theft From Building		4
Theft From Motor Vehicle		2
<b>MOTOR VEHICLE THEFT</b>		<b>8</b>
Motor Vehicle Theft		8
<b>COUNTERFEITING/FORGERY</b>		<b>4</b>
Counterfeiting/Forgery		4
<b>DESTRUCTION/DAMAGE/VANDALISM OF PROPERTY</b>		<b>23</b>
Destruction/Damage/Vandalism of Property		23
<b>FRAUD OFFENSES</b>		<b>7</b>
False Pretenses/Swindle/Confidence Game		6
Wire Fraud		1
<b>STOLEN PROPERTY OFFENSES</b>		<b>1</b>
Stolen Property Offenses		1
<b>DRUG/NARCOTIC OFFENSES</b>		<b>33</b>
Drug/Narcotic Violations		33
<b>WEAPON LAW VIOLATIONS</b>		<b>2</b>
Weapon Law Violations		2

# Offenses (Group "A") by Agency

2012

COUNTY

AGENCY

OFFENSE CATEGORY

OFFENSE

# OF OFFENSES

<u>Spencer PD</u>	<u>TOTAL</u>	<u>152</u>
<b>ASSAULT OFFENSES</b>		<b>34</b>
Aggravated Assault		1
Intimidation		6
Simple Assault		27
<b>BURGLARY/BREAKING &amp; ENTERING</b>		<b>13</b>
Burglary/Breaking & Entering		13
<b>LARCENY/THEFT OFFENSES</b>		<b>59</b>
All Other Larceny		18
Shoplifting		20
Theft From Building		14
Theft From Motor Vehicle		7
<b>COUNTERFEITING/FORGERY</b>		<b>6</b>
Counterfeiting/Forgery		6
<b>DESTRUCTION/DAMAGE/VANDALISM OF PROPERTY</b>		<b>19</b>
Destruction/Damage/Vandalism of Property		19
<b>FRAUD OFFENSES</b>		<b>7</b>
False Pretenses/Swindle/Confidence Game		6
Impersonation		1
<b>DRUG/NARCOTIC OFFENSES</b>		<b>12</b>
Drug/Narcotic Violations		12
<b>WEAPON LAW VIOLATIONS</b>		<b>2</b>
Weapon Law Violations		2



# Offenses (Group "A") by Agency

2012

COUNTY

AGENCY

OFFENSE CATEGORY

OFFENSE

# OF OFFENSES

Spencer SP	TOTAL	197
<b>HOMICIDE OFFENSES</b>		<b>1</b>
Murder and Nonnegligent Manslaughter		1
<b>SEX OFFENSES, FORCIBLE</b>		<b>3</b>
Forcible Fondling		1
Forcible Rape		2
<b>SEX OFFENSES, NONFORCIBLE</b>		<b>1</b>
Statutory Rape		1
<b>ASSAULT OFFENSES</b>		<b>41</b>
Aggravated Assault		9
Intimidation		7
Simple Assault		25
<b>BURGLARY/BREAKING &amp; ENTERING</b>		<b>23</b>
Burglary/Breaking & Entering		23
<b>LARCENY/THEFT OFFENSES</b>		<b>35</b>
All Other Larceny		28
Shoplifting		6
Theft From Building		1
Theft of Motor Vehicle Parts/Accessories		1
<b>MOTOR VEHICLE THEFT</b>		<b>4</b>
Motor Vehicle Theft		4
<b>ARSON</b>		<b>2</b>
Arson		2
<b>COUNTERFEITING/FORGERY</b>		<b>5</b>
Counterfeiting/Forgery		5
<b>DESTRUCTION/DAMAGE/VANDALISM OF PROPERTY</b>		<b>11</b>
Destruction/Damage/Vandalism of Property		11
<b>FRAUD OFFENSES</b>		<b>2</b>
False Pretenses/Swindle/Confidence Game		2
<b>STOLEN PROPERTY OFFENSES</b>		<b>2</b>
Stolen Property Offenses		2
<b>DRUG/NARCOTIC OFFENSES</b>		<b>60</b>
Drug Equipment Violations		1
Drug/Narcotic Violations		59
<b>PORNOGRAPHY/OBSCENE MATERIAL</b>		<b>1</b>
Pornography/Obscene Material		1
<b>WEAPON LAW VIOLATIONS</b>		<b>5</b>

# Offenses (Group "A") by Agency

2012

COUNTY

AGENCY

OFFENSE CATEGORY

OFFENSE

# OF OFFENSES

Weapon Law Violations 5

**Summers County TOTAL 578**

<u>Hinton PD</u>	<u>TOTAL</u>	<u>327</u>
<b>SEX OFFENSES, FORCIBLE</b>		<b>3</b>
Forcible Fondling		2
Sexual Assault With An Object		1
<b>ASSAULT OFFENSES</b>		<b>69</b>
Aggravated Assault		9
Intimidation		2
Simple Assault		58
<b>ROBBERY</b>		<b>4</b>
Robbery		4
<b>BURGLARY/BREAKING &amp; ENTERING</b>		<b>50</b>
Burglary/Breaking & Entering		50
<b>LARCENY/THEFT OFFENSES</b>		<b>115</b>
All Other Larceny		3
Pocket-picking		1
Shoplifting		33
Theft From Building		48
Theft From Motor Vehicle		30
<b>COUNTERFEITING/FORGERY</b>		<b>13</b>
Counterfeiting/Forgery		13
<b>DESTRUCTION/DAMAGE/VANDALISM OF PROPERTY</b>		<b>41</b>
Destruction/Damage/Vandalism of Property		41
<b>FRAUD OFFENSES</b>		<b>7</b>
False Pretenses/Swindle/Confidence Game		6
Impersonation		1
<b>DRUG/NARCOTIC OFFENSES</b>		<b>24</b>
Drug/Narcotic Violations		24
<b>WEAPON LAW VIOLATIONS</b>		<b>1</b>
Weapon Law Violations		1

# Offenses (Group "A") by Agency

2012

COUNTY

AGENCY

OFFENSE CATEGORY

OFFENSE

# OF OFFENSES

<u>Hinton SP</u>	<u>TOTAL</u>	<u>180</u>
<b>SEX OFFENSES, FORCIBLE</b>		<b>2</b>
Forcible Rape		1
Sexual Assault With An Object		1
<b>ASSAULT OFFENSES</b>		<b>24</b>
Aggravated Assault		4
Intimidation		5
Simple Assault		15
<b>BURGLARY/BREAKING &amp; ENTERING</b>		<b>41</b>
Burglary/Breaking & Entering		41
<b>LARCENY/THEFT OFFENSES</b>		<b>44</b>
All Other Larceny		32
Shoplifting		1
Theft From Building		2
Theft From Motor Vehicle		7
Theft of Motor Vehicle Parts/Accessories		2
<b>MOTOR VEHICLE THEFT</b>		<b>6</b>
Motor Vehicle Theft		6
<b>COUNTERFEITING/FORGERY</b>		<b>16</b>
Counterfeiting/Forgery		16
<b>DESTRUCTION/DAMAGE/VANDALISM OF PROPERTY</b>		<b>27</b>
Destruction/Damage/Vandalism of Property		27
<b>FRAUD OFFENSES</b>		<b>8</b>
False Pretenses/Swindle/Confidence Game		7
Impersonation		1
<b>STOLEN PROPERTY OFFENSES</b>		<b>2</b>
Stolen Property Offenses		2
<b>DRUG/NARCOTIC OFFENSES</b>		<b>6</b>
Drug/Narcotic Violations		6
<b>WEAPON LAW VIOLATIONS</b>		<b>4</b>
Weapon Law Violations		4

# Offenses (Group "A") by Agency

2012

COUNTY

AGENCY

OFFENSE CATEGORY

OFFENSE

# OF OFFENSES

Summers Co SO	TOTAL	71
<b>ASSAULT OFFENSES</b>		<b>28</b>
Aggravated Assault		3
Intimidation		4
Simple Assault		21
<b>BURGLARY/BREAKING &amp; ENTERING</b>		<b>11</b>
Burglary/Breaking & Entering		11
<b>LARCENY/THEFT OFFENSES</b>		<b>15</b>
All Other Larceny		9
Theft From Building		5
Theft From Motor Vehicle		1
<b>DESTRUCTION/DAMAGE/VANDALISM OF PROPERTY</b>		<b>12</b>
Destruction/Damage/Vandalism of Property		12
<b>DRUG/NARCOTIC OFFENSES</b>		<b>5</b>
Drug/Narcotic Violations		5
<b>Taylor County TOTAL</b>		<b>113</b>

# Offenses (Group "A") by Agency

2012

COUNTY

AGENCY

OFFENSE CATEGORY

OFFENSE

# OF OFFENSES

Grafton PD	TOTAL	49
<b>SEX OFFENSES, FORCIBLE</b>		<b>1</b>
Forcible Fondling		1
<b>ASSAULT OFFENSES</b>		<b>20</b>
Aggravated Assault		2
Intimidation		1
Simple Assault		17
<b>ROBBERY</b>		<b>2</b>
Robbery		2
<b>BURGLARY/BREAKING &amp; ENTERING</b>		<b>3</b>
Burglary/Breaking & Entering		3
<b>LARCENY/THEFT OFFENSES</b>		<b>8</b>
All Other Larceny		4
Purse-snatching		1
Shoplifting		3
<b>COUNTERFEITING/FORGERY</b>		<b>1</b>
Counterfeiting/Forgery		1
<b>FRAUD OFFENSES</b>		<b>1</b>
False Pretenses/Swindle/Confidence Game		1
<b>STOLEN PROPERTY OFFENSES</b>		<b>1</b>
Stolen Property Offenses		1
<b>DRUG/NARCOTIC OFFENSES</b>		<b>10</b>
Drug/Narcotic Violations		10
<b>WEAPON LAW VIOLATIONS</b>		<b>2</b>
Weapon Law Violations		2

# Offenses (Group "A") by Agency

2012

COUNTY

AGENCY

OFFENSE CATEGORY

OFFENSE

# OF OFFENSES

<u>Grafton SP</u>	<u>TOTAL</u>	<u>36</u>
<b>SEX OFFENSES, FORCIBLE</b>		<b>1</b>
Forcible Fondling		1
<b>ASSAULT OFFENSES</b>		<b>4</b>
Aggravated Assault		1
Intimidation		2
Simple Assault		1
<b>BURGLARY/BREAKING &amp; ENTERING</b>		<b>4</b>
Burglary/Breaking & Entering		4
<b>LARCENY/THEFT OFFENSES</b>		<b>14</b>
All Other Larceny		4
Theft From Building		1
Theft From Coin Operated Machine or Device		1
Theft From Motor Vehicle		7
Theft of Motor Vehicle Parts/Accessories		1
<b>MOTOR VEHICLE THEFT</b>		<b>2</b>
Motor Vehicle Theft		2
<b>COUNTERFEITING/FORGERY</b>		<b>1</b>
Counterfeiting/Forgery		1
<b>DESTRUCTION/DAMAGE/VANDALISM OF PROPERTY</b>		<b>4</b>
Destruction/Damage/Vandalism of Property		4
<b>FRAUD OFFENSES</b>		<b>1</b>
Credit Card/Automatic Teller Fraud		1
<b>DRUG/NARCOTIC OFFENSES</b>		<b>3</b>
Drug/Narcotic Violations		3
<b>PORNOGRAPHY/OBSCENE MATERIAL</b>		<b>1</b>
Pornography/Obscene Material		1
<b>WEAPON LAW VIOLATIONS</b>		<b>1</b>
Weapon Law Violations		1

# Offenses (Group "A") by Agency

2012

COUNTY

AGENCY

OFFENSE CATEGORY

OFFENSE

# OF OFFENSES

<u>Taylor Co SO</u>	<u>TOTAL</u>	<u>28</u>
<b>ASSAULT OFFENSES</b>		<b>4</b>
Aggravated Assault		2
Simple Assault		2
<b>BURGLARY/BREAKING &amp; ENTERING</b>		<b>7</b>
Burglary/Breaking & Entering		7
<b>LARCENY/THEFT OFFENSES</b>		<b>9</b>
All Other Larceny		8
Theft From Motor Vehicle		1
<b>MOTOR VEHICLE THEFT</b>		<b>2</b>
Motor Vehicle Theft		2
<b>DESTRUCTION/DAMAGE/VANDALISM OF PROPERTY</b>		<b>5</b>
Destruction/Damage/Vandalism of Property		5
<b>FRAUD OFFENSES</b>		<b>1</b>
False Pretenses/Swindle/Confidence Game		1
<b>Tucker County TOTAL</b>		<b>185</b>

<u>Parsons PD</u>	<u>TOTAL</u>	<u>24</u>
<b>ASSAULT OFFENSES</b>		<b>8</b>
Aggravated Assault		8
<b>BURGLARY/BREAKING &amp; ENTERING</b>		<b>4</b>
Burglary/Breaking & Entering		4
<b>LARCENY/THEFT OFFENSES</b>		<b>4</b>
All Other Larceny		4
<b>DESTRUCTION/DAMAGE/VANDALISM OF PROPERTY</b>		<b>8</b>
Destruction/Damage/Vandalism of Property		8

# Offenses (Group "A") by Agency

2012

COUNTY

AGENCY

OFFENSE CATEGORY

OFFENSE

# OF OFFENSES

<u>Parsons SP</u>	<u>TOTAL</u>	<u>124</u>
<b>SEX OFFENSES, FORCIBLE</b>		<b>4</b>
Forcible Fondling		2
Forcible Rape		1
Forcible Sodomy		1
<b>ASSAULT OFFENSES</b>		<b>35</b>
Aggravated Assault		2
Intimidation		12
Simple Assault		23
<b>BURGLARY/BREAKING &amp; ENTERING</b>		<b>12</b>
Burglary/Breaking & Entering		12
<b>LARCENY/THEFT OFFENSES</b>		<b>23</b>
All Other Larceny		14
Purse-snatching		1
Shoplifting		7
Theft From Motor Vehicle		1
<b>MOTOR VEHICLE THEFT</b>		<b>1</b>
Motor Vehicle Theft		1
<b>COUNTERFEITING/FORGERY</b>		<b>2</b>
Counterfeiting/Forgery		2
<b>DESTRUCTION/DAMAGE/VANDALISM OF PROPERTY</b>		<b>25</b>
Destruction/Damage/Vandalism of Property		25
<b>FRAUD OFFENSES</b>		<b>3</b>
False Pretenses/Swindle/Confidence Game		3
<b>DRUG/NARCOTIC OFFENSES</b>		<b>14</b>
Drug/Narcotic Violations		14
<b>PROSTITUTION OFFENSES</b>		<b>1</b>
Assisting or Promoting Prostitution		1
<b>WEAPON LAW VIOLATIONS</b>		<b>2</b>
Weapon Law Violations		2



# Offenses (Group "A") by Agency

2012

COUNTY

AGENCY

OFFENSE CATEGORY

OFFENSE

# OF OFFENSES

<u>Tucker Co SO</u>	<u>TOTAL</u>	<u>37</u>
<b>SEX OFFENSES, FORCIBLE</b>		<b>1</b>
Forcible Fondling		1
<b>ASSAULT OFFENSES</b>		<b>11</b>
Aggravated Assault		4
Intimidation		2
Simple Assault		5
<b>BURGLARY/BREAKING &amp; ENTERING</b>		<b>2</b>
Burglary/Breaking & Entering		2
<b>LARCENY/THEFT OFFENSES</b>		<b>9</b>
All Other Larceny		7
Shoplifting		1
Theft From Building		1
<b>MOTOR VEHICLE THEFT</b>		<b>1</b>
Motor Vehicle Theft		1
<b>DESTRUCTION/DAMAGE/VANDALISM OF PROPERTY</b>		<b>10</b>
Destruction/Damage/Vandalism of Property		10
<b>FRAUD OFFENSES</b>		<b>1</b>
Impersonation		1
<b>WEAPON LAW VIOLATIONS</b>		<b>2</b>
Weapon Law Violations		2
<b>Tyler County TOTAL</b>		<b>227</b>
<u>Paden City PD</u>	<u>TOTAL</u>	<u>1</u>
<b>BURGLARY/BREAKING &amp; ENTERING</b>		<b>1</b>
Burglary/Breaking & Entering		1

# Offenses (Group "A") by Agency

2012

COUNTY

AGENCY

OFFENSE CATEGORY

OFFENSE

# OF OFFENSES

<u>Sistersville PD</u>	<u>TOTAL</u>	<u>47</u>
<b>ASSAULT OFFENSES</b>		<b>17</b>
Intimidation		5
Simple Assault		12
<b>BURGLARY/BREAKING &amp; ENTERING</b>		<b>4</b>
Burglary/Breaking & Entering		4
<b>LARCENY/THEFT OFFENSES</b>		<b>16</b>
All Other Larceny		11
Purse-snatching		1
Shoplifting		1
Theft From Building		1
Theft of Motor Vehicle Parts/Accessories		2
<b>DESTRUCTION/DAMAGE/VANDALISM OF PROPERTY</b>		<b>2</b>
Destruction/Damage/Vandalism of Property		2
<b>FRAUD OFFENSES</b>		<b>2</b>
False Pretenses/Swindle/Confidence Game		1
Impersonation		1
<b>DRUG/NARCOTIC OFFENSES</b>		<b>6</b>
Drug/Narcotic Violations		6

# Offenses (Group "A") by Agency

2012

COUNTY

AGENCY

OFFENSE CATEGORY

OFFENSE

# OF OFFENSES

Agency	TOTAL	# OF OFFENSES
<b>Tyler Co SO</b>	<b>TOTAL</b>	<b>179</b>
<b>SEX OFFENSES, FORCIBLE</b>		<b>4</b>
Forcible Fondling		2
Forcible Sodomy		2
<b>SEX OFFENSES, NONFORCIBLE</b>		<b>1</b>
Statutory Rape		1
<b>ASSAULT OFFENSES</b>		<b>36</b>
Aggravated Assault		9
Intimidation		4
Simple Assault		23
<b>BURGLARY/BREAKING &amp; ENTERING</b>		<b>25</b>
Burglary/Breaking & Entering		25
<b>LARCENY/THEFT OFFENSES</b>		<b>61</b>
All Other Larceny		17
Theft From Building		32
Theft From Coin Operated Machine or Device		1
Theft From Motor Vehicle		10
Theft of Motor Vehicle Parts/Accessories		1
<b>ARSON</b>		<b>1</b>
Arson		1
<b>COUNTERFEITING/FORGERY</b>		<b>4</b>
Counterfeiting/Forgery		4
<b>DESTRUCTION/DAMAGE/VANDALISM OF PROPERTY</b>		<b>29</b>
Destruction/Damage/Vandalism of Property		29
<b>DRUG/NARCOTIC OFFENSES</b>		<b>13</b>
Drug/Narcotic Violations		13
<b>PORNOGRAPHY/OBSCENE MATERIAL</b>		<b>3</b>
Pornography/Obscene Material		3
<b>WEAPON LAW VIOLATIONS</b>		<b>2</b>
Weapon Law Violations		2
<b>UPSHUR County TOTAL</b>		<b>543</b>
<b>BCI - Buckhannon</b>	<b>TOTAL</b>	<b>7</b>
<b>DRUG/NARCOTIC OFFENSES</b>		<b>7</b>
Drug/Narcotic Violations		7

# Offenses (Group "A") by Agency

2012

COUNTY

AGENCY

OFFENSE CATEGORY

OFFENSE

# OF OFFENSES

<u>Buckhannon PD</u>	<u>TOTAL</u>	<u>76</u>
<b>ASSAULT OFFENSES</b>		<b>7</b>
Intimidation		1
Simple Assault		6
<b>BURGLARY/BREAKING &amp; ENTERING</b>		<b>8</b>
Burglary/Breaking & Entering		8
<b>LARCENY/THEFT OFFENSES</b>		<b>43</b>
All Other Larceny		2
Pocket-picking		1
Shoplifting		21
Theft From Building		2
Theft From Motor Vehicle		17
<b>MOTOR VEHICLE THEFT</b>		<b>1</b>
Motor Vehicle Theft		1
<b>COUNTERFEITING/FORGERY</b>		<b>1</b>
Counterfeiting/Forgery		1
<b>DESTRUCTION/DAMAGE/VANDALISM OF PROPERTY</b>		<b>9</b>
Destruction/Damage/Vandalism of Property		9
<b>FRAUD OFFENSES</b>		<b>2</b>
False Pretenses/Swindle/Confidence Game		2
<b>DRUG/NARCOTIC OFFENSES</b>		<b>4</b>
Drug/Narcotic Violations		4
<b>WEAPON LAW VIOLATIONS</b>		<b>1</b>
Weapon Law Violations		1

# Offenses (Group "A") by Agency

2012

COUNTY

AGENCY

OFFENSE CATEGORY

OFFENSE

# OF OFFENSES

<u>Buckhannon SP</u>	<u>TOTAL</u>	<u>281</u>
<b>HOMICIDE OFFENSES</b>		<b>1</b>
Murder and Nonnegligent Manslaughter		1
<b>SEX OFFENSES, FORCIBLE</b>		<b>4</b>
Forcible Fondling		2
Forcible Sodomy		1
Sexual Assault With An Object		1
<b>SEX OFFENSES, NONFORCIBLE</b>		<b>1</b>
Incest		1
<b>ASSAULT OFFENSES</b>		<b>69</b>
Aggravated Assault		4
Intimidation		13
Simple Assault		52
<b>BURGLARY/BREAKING &amp; ENTERING</b>		<b>32</b>
Burglary/Breaking & Entering		32
<b>LARCENY/THEFT OFFENSES</b>		<b>79</b>
All Other Larceny		53
Shoplifting		1
Theft From Motor Vehicle		5
Theft of Motor Vehicle Parts/Accessories		21
<b>MOTOR VEHICLE THEFT</b>		<b>2</b>
Motor Vehicle Theft		2
<b>COUNTERFEITING/FORGERY</b>		<b>5</b>
Counterfeiting/Forgery		5
<b>DESTRUCTION/DAMAGE/VANDALISM OF PROPERTY</b>		<b>61</b>
Destruction/Damage/Vandalism of Property		61
<b>EMBEZZLEMENT</b>		<b>2</b>
Embezzlement		2
<b>FRAUD OFFENSES</b>		<b>3</b>
False Pretenses/Swindle/Confidence Game		2
Impersonation		1
<b>STOLEN PROPERTY OFFENSES</b>		<b>5</b>
Stolen Property Offenses		5
<b>DRUG/NARCOTIC OFFENSES</b>		<b>13</b>
Drug Equipment Violations		3
Drug/Narcotic Violations		10
<b>PORNOGRAPHY/OBSCENE MATERIAL</b>		<b>2</b>

# Offenses (Group "A") by Agency

2012

COUNTY

AGENCY

OFFENSE CATEGORY

OFFENSE

# OF OFFENSES

	Pornography/Obscene Material	2
	<b>WEAPON LAW VIOLATIONS</b>	<b>1</b>
	Weapon Law Violations	1
<b>Upshur Co SO</b>	<b>TOTAL</b>	<b>179</b>
	<b>ASSAULT OFFENSES</b>	<b>54</b>
	Aggravated Assault	2
	Simple Assault	52
	<b>KIDNAPING/ABDUCTION</b>	<b>2</b>
	Kidnaping/Abduction	2
	<b>ROBBERY</b>	<b>1</b>
	Robbery	1
	<b>BURGLARY/BREAKING &amp; ENTERING</b>	<b>21</b>
	Burglary/Breaking & Entering	21
	<b>LARCENY/THEFT OFFENSES</b>	<b>54</b>
	All Other Larceny	48
	Shoplifting	3
	Theft From Building	1
	Theft From Motor Vehicle	2
	<b>MOTOR VEHICLE THEFT</b>	<b>2</b>
	Motor Vehicle Theft	2
	<b>COUNTERFEITING/FORGERY</b>	<b>1</b>
	Counterfeiting/Forgery	1
	<b>DESTRUCTION/DAMAGE/VANDALISM OF PROPERTY</b>	<b>25</b>
	Destruction/Damage/Vandalism of Property	25
	<b>FRAUD OFFENSES</b>	<b>11</b>
	Credit Card/Automatic Teller Fraud	1
	False Pretenses/Swindle/Confidence Game	6
	Impersonation	4
	<b>STOLEN PROPERTY OFFENSES</b>	<b>1</b>
	Stolen Property Offenses	1
	<b>DRUG/NARCOTIC OFFENSES</b>	<b>6</b>
	Drug/Narcotic Violations	6
	<b>WEAPON LAW VIOLATIONS</b>	<b>1</b>
	Weapon Law Violations	1
<b>Wayne</b>	<b>County TOTAL</b>	<b>1419</b>

# Offenses (Group "A") by Agency

2012

COUNTY

AGENCY

OFFENSE CATEGORY

OFFENSE

# OF OFFENSES

Ceredo PD	TOTAL	24
<b>ASSAULT OFFENSES</b>		<b>3</b>
Aggravated Assault		2
Intimidation		1
<b>BURGLARY/BREAKING &amp; ENTERING</b>		<b>2</b>
Burglary/Breaking & Entering		2
<b>LARCENY/THEFT OFFENSES</b>		<b>12</b>
All Other Larceny		3
Shoplifting		3
Theft From Building		3
Theft From Motor Vehicle		3
<b>MOTOR VEHICLE THEFT</b>		<b>1</b>
Motor Vehicle Theft		1
<b>DESTRUCTION/DAMAGE/VANDALISM OF PROPERTY</b>		<b>3</b>
Destruction/Damage/Vandalism of Property		3
<b>FRAUD OFFENSES</b>		<b>1</b>
Credit Card/Automatic Teller Fraud		1
<b>DRUG/NARCOTIC OFFENSES</b>		<b>2</b>
Drug/Narcotic Violations		2
<b>Fort Gay PD</b>	<b>TOTAL</b>	<b>13</b>
<b>ASSAULT OFFENSES</b>		<b>3</b>
Simple Assault		3
<b>BURGLARY/BREAKING &amp; ENTERING</b>		<b>1</b>
Burglary/Breaking & Entering		1
<b>LARCENY/THEFT OFFENSES</b>		<b>6</b>
All Other Larceny		6
<b>MOTOR VEHICLE THEFT</b>		<b>1</b>
Motor Vehicle Theft		1
<b>DRUG/NARCOTIC OFFENSES</b>		<b>2</b>
Drug/Narcotic Violations		2

# Offenses (Group "A") by Agency

2012

COUNTY

AGENCY

OFFENSE CATEGORY

OFFENSE

# OF OFFENSES

<u>Kenova PD</u>	<u>TOTAL</u>	<u>291</u>
<b>SEX OFFENSES, FORCIBLE</b>		<b>1</b>
Forcible Fondling		1
<b>SEX OFFENSES, NONFORCIBLE</b>		<b>1</b>
Statutory Rape		1
<b>ASSAULT OFFENSES</b>		<b>56</b>
Aggravated Assault		10
Intimidation		11
Simple Assault		35
<b>ROBBERY</b>		<b>1</b>
Robbery		1
<b>BURGLARY/BREAKING &amp; ENTERING</b>		<b>38</b>
Burglary/Breaking & Entering		38
<b>LARCENY/THEFT OFFENSES</b>		<b>127</b>
All Other Larceny		89
Shoplifting		6
Theft From Motor Vehicle		28
Theft of Motor Vehicle Parts/Accessories		4
<b>MOTOR VEHICLE THEFT</b>		<b>6</b>
Motor Vehicle Theft		6
<b>ARSON</b>		<b>1</b>
Arson		1
<b>COUNTERFEITING/FORGERY</b>		<b>1</b>
Counterfeiting/Forgery		1
<b>DESTRUCTION/DAMAGE/VANDALISM OF PROPERTY</b>		<b>44</b>
Destruction/Damage/Vandalism of Property		44
<b>FRAUD OFFENSES</b>		<b>5</b>
False Pretenses/Swindle/Confidence Game		4
Impersonation		1
<b>STOLEN PROPERTY OFFENSES</b>		<b>2</b>
Stolen Property Offenses		2
<b>DRUG/NARCOTIC OFFENSES</b>		<b>8</b>
Drug/Narcotic Violations		8



# Offenses (Group "A") by Agency

2012

COUNTY

AGENCY

OFFENSE CATEGORY

OFFENSE

# OF OFFENSES

Wayne Co SO	TOTAL	316
<b>SEX OFFENSES, FORCIBLE</b>		<b>4</b>
Forcible Fondling		1
Forcible Rape		3
<b>ASSAULT OFFENSES</b>		<b>89</b>
Aggravated Assault		34
Intimidation		3
Simple Assault		52
<b>ROBBERY</b>		<b>3</b>
Robbery		3
<b>BURGLARY/BREAKING &amp; ENTERING</b>		<b>66</b>
Burglary/Breaking & Entering		66
<b>LARCENY/THEFT OFFENSES</b>		<b>99</b>
All Other Larceny		87
Theft From Building		2
Theft From Motor Vehicle		13
<b>MOTOR VEHICLE THEFT</b>		<b>8</b>
Motor Vehicle Theft		8
<b>ARSON</b>		<b>2</b>
Arson		2
<b>COUNTERFEITING/FORGERY</b>		<b>2</b>
Counterfeiting/Forgery		2
<b>DESTRUCTION/DAMAGE/VANDALISM OF PROPERTY</b>		<b>17</b>
Destruction/Damage/Vandalism of Property		17
<b>FRAUD OFFENSES</b>		<b>1</b>
False Pretenses/Swindle/Confidence Game		1
<b>STOLEN PROPERTY OFFENSES</b>		<b>2</b>
Stolen Property Offenses		2
<b>DRUG/NARCOTIC OFFENSES</b>		<b>17</b>
Drug Equipment Violations		1
Drug/Narcotic Violations		17
<b>WEAPON LAW VIOLATIONS</b>		<b>2</b>
Weapon Law Violations		2

# Offenses (Group "A") by Agency

2012

COUNTY

AGENCY

OFFENSE CATEGORY

OFFENSE

# OF OFFENSES

Wayne PD	TOTAL	16
<b>ASSAULT OFFENSES</b>		<b>5</b>
Simple Assault		5
<b>BURGLARY/BREAKING &amp; ENTERING</b>		<b>2</b>
Burglary/Breaking & Entering		2
<b>LARCENY/THEFT OFFENSES</b>		<b>8</b>
All Other Larceny		8
<b>DRUG/NARCOTIC OFFENSES</b>		<b>1</b>
Drug/Narcotic Violations		1

# Offenses (Group "A") by Agency

2012

COUNTY

AGENCY

OFFENSE CATEGORY

OFFENSE

# OF OFFENSES

Wayne SP	TOTAL	759
<b>HOMICIDE OFFENSES</b>		<b>2</b>
Murder and Nonnegligent Manslaughter		2
<b>SEX OFFENSES, FORCIBLE</b>		<b>13</b>
Forcible Fondling		6
Forcible Rape		5
Forcible Sodomy		2
<b>SEX OFFENSES, NONFORCIBLE</b>		<b>1</b>
Statutory Rape		1
<b>ASSAULT OFFENSES</b>		<b>156</b>
Aggravated Assault		21
Intimidation		36
Simple Assault		100
<b>KIDNAPING/ABDUCTION</b>		<b>2</b>
Kidnaping/Abduction		2
<b>ROBBERY</b>		<b>1</b>
Robbery		1
<b>BURGLARY/BREAKING &amp; ENTERING</b>		<b>111</b>
Burglary/Breaking & Entering		111
<b>LARCENY/THEFT OFFENSES</b>		<b>233</b>
All Other Larceny		148
Shoplifting		19
Theft From Building		10
Theft From Motor Vehicle		26
Theft of Motor Vehicle Parts/Accessories		30
<b>MOTOR VEHICLE THEFT</b>		<b>32</b>
Motor Vehicle Theft		32
<b>ARSON</b>		<b>2</b>
Arson		2
<b>COUNTERFEITING/FORGERY</b>		<b>8</b>
Counterfeiting/Forgery		8
<b>DESTRUCTION/DAMAGE/VANDALISM OF PROPERTY</b>		<b>117</b>
Destruction/Damage/Vandalism of Property		117
<b>EMBEZZLEMENT</b>		<b>2</b>
Embezzlement		2
<b>FRAUD OFFENSES</b>		<b>31</b>
Credit Card/Automatic Teller Fraud		9

# Offenses (Group "A") by Agency

2012

COUNTY

AGENCY

OFFENSE CATEGORY

OFFENSE

# OF OFFENSES

	False Pretenses/Swindle/Confidence Game	16
	Impersonation	7
	<b>STOLEN PROPERTY OFFENSES</b>	<b>3</b>
	Stolen Property Offenses	3
	<b>DRUG/NARCOTIC OFFENSES</b>	<b>35</b>
	Drug Equipment Violations	2
	Drug/Narcotic Violations	33
	<b>WEAPON LAW VIOLATIONS</b>	<b>8</b>
	Weapon Law Violations	8
<b>Webster</b>	<b>County TOTAL</b>	<b>191</b>

# Offenses (Group "A") by Agency

2012

COUNTY

AGENCY

OFFENSE CATEGORY

OFFENSE

# OF OFFENSES

Upperglade SP	TOTAL	191
<b>HOMICIDE OFFENSES</b>		<b>1</b>
Murder and Nonnegligent Manslaughter		1
<b>ASSAULT OFFENSES</b>		<b>34</b>
Aggravated Assault		18
Intimidation		10
Simple Assault		8
<b>ROBBERY</b>		<b>1</b>
Robbery		1
<b>BURGLARY/BREAKING &amp; ENTERING</b>		<b>26</b>
Burglary/Breaking & Entering		26
<b>LARCENY/THEFT OFFENSES</b>		<b>35</b>
All Other Larceny		22
Theft From Building		6
Theft From Motor Vehicle		1
Theft of Motor Vehicle Parts/Accessories		6
<b>MOTOR VEHICLE THEFT</b>		<b>5</b>
Motor Vehicle Theft		5
<b>COUNTERFEITING/FORGERY</b>		<b>3</b>
Counterfeiting/Forgery		3
<b>DESTRUCTION/DAMAGE/VANDALISM OF PROPERTY</b>		<b>20</b>
Destruction/Damage/Vandalism of Property		20
<b>FRAUD OFFENSES</b>		<b>6</b>
Credit Card/Automatic Teller Fraud		2
False Pretenses/Swindle/Confidence Game		2
Impersonation		2
<b>STOLEN PROPERTY OFFENSES</b>		<b>2</b>
Stolen Property Offenses		2
<b>DRUG/NARCOTIC OFFENSES</b>		<b>49</b>
Drug/Narcotic Violations		49
<b>WEAPON LAW VIOLATIONS</b>		<b>7</b>
Weapon Law Violations		7
<b>Wetzel County TOTAL</b>		<b>468</b>

# Offenses (Group "A") by Agency

2012

COUNTY

AGENCY

OFFENSE CATEGORY

OFFENSE

# OF OFFENSES

<u>Hundred SP</u>	<u>TOTAL</u>	<u>147</u>
<b>ASSAULT OFFENSES</b>		<b>47</b>
Aggravated Assault		8
Intimidation		6
Simple Assault		33
<b>BURGLARY/BREAKING &amp; ENTERING</b>		<b>20</b>
Burglary/Breaking & Entering		20
<b>LARCENY/THEFT OFFENSES</b>		<b>28</b>
All Other Larceny		18
Shoplifting		2
Theft From Building		4
Theft From Motor Vehicle		1
Theft of Motor Vehicle Parts/Accessories		3
<b>MOTOR VEHICLE THEFT</b>		<b>9</b>
Motor Vehicle Theft		9
<b>ARSON</b>		<b>2</b>
Arson		2
<b>DESTRUCTION/DAMAGE/VANDALISM OF PROPERTY</b>		<b>17</b>
Destruction/Damage/Vandalism of Property		17
<b>FRAUD OFFENSES</b>		<b>14</b>
Credit Card/Automatic Teller Fraud		2
False Pretenses/Swindle/Confidence Game		12
<b>STOLEN PROPERTY OFFENSES</b>		<b>1</b>
Stolen Property Offenses		1
<b>DRUG/NARCOTIC OFFENSES</b>		<b>9</b>
Drug/Narcotic Violations		9

# Offenses (Group "A") by Agency

2012

COUNTY

AGENCY

OFFENSE CATEGORY

OFFENSE

# OF OFFENSES

<u>New Martinsville PD</u>	<u>TOTAL</u>	<u>195</u>
<b>SEX OFFENSES, FORCIBLE</b>		<b>2</b>
Sexual Assault With An Object		2
<b>ASSAULT OFFENSES</b>		<b>40</b>
Aggravated Assault		7
Intimidation		6
Simple Assault		27
<b>ROBBERY</b>		<b>1</b>
Robbery		1
<b>BURGLARY/BREAKING &amp; ENTERING</b>		<b>37</b>
Burglary/Breaking & Entering		37
<b>LARCENY/THEFT OFFENSES</b>		<b>52</b>
All Other Larceny		34
Shoplifting		10
Theft From Building		1
Theft From Motor Vehicle		7
<b>MOTOR VEHICLE THEFT</b>		<b>3</b>
Motor Vehicle Theft		3
<b>COUNTERFEITING/FORGERY</b>		<b>15</b>
Counterfeiting/Forgery		15
<b>DESTRUCTION/DAMAGE/VANDALISM OF PROPERTY</b>		<b>33</b>
Destruction/Damage/Vandalism of Property		33
<b>FRAUD OFFENSES</b>		<b>6</b>
False Pretenses/Swindle/Confidence Game		4
Impersonation		2
<b>DRUG/NARCOTIC OFFENSES</b>		<b>6</b>
Drug/Narcotic Violations		6

# Offenses (Group "A") by Agency

2012

COUNTY

AGENCY

OFFENSE CATEGORY

OFFENSE

# OF OFFENSES

<u>Paden City SP</u>	<u>TOTAL</u>	<u>97</u>
<b>SEX OFFENSES, FORCIBLE</b>		<b>2</b>
Forcible Fondling		1
Forcible Sodomy		1
<b>ASSAULT OFFENSES</b>		<b>27</b>
Aggravated Assault		6
Intimidation		6
Simple Assault		16
<b>BURGLARY/BREAKING &amp; ENTERING</b>		<b>16</b>
Burglary/Breaking & Entering		16
<b>LARCENY/THEFT OFFENSES</b>		<b>14</b>
All Other Larceny		12
Shoplifting		1
Theft of Motor Vehicle Parts/Accessories		1
<b>MOTOR VEHICLE THEFT</b>		<b>2</b>
Motor Vehicle Theft		2
<b>ARSON</b>		<b>2</b>
Arson		2
<b>COUNTERFEITING/FORGERY</b>		<b>4</b>
Counterfeiting/Forgery		4
<b>DESTRUCTION/DAMAGE/VANDALISM OF PROPERTY</b>		<b>12</b>
Destruction/Damage/Vandalism of Property		12
<b>FRAUD OFFENSES</b>		<b>6</b>
Credit Card/Automatic Teller Fraud		1
False Pretenses/Swindle/Confidence Game		4
Impersonation		1
<b>DRUG/NARCOTIC OFFENSES</b>		<b>10</b>
Drug/Narcotic Violations		10
<b>WEAPON LAW VIOLATIONS</b>		<b>1</b>
Weapon Law Violations		1



# Offenses (Group "A") by Agency

2012

COUNTY

AGENCY

OFFENSE CATEGORY

OFFENSE

# OF OFFENSES

<u>Wetzel Co SO</u>	<u>TOTAL</u>	<u>29</u>
<b>ASSAULT OFFENSES</b>		<b>9</b>
Aggravated Assault		4
Simple Assault		5
<b>BURGLARY/BREAKING &amp; ENTERING</b>		<b>3</b>
Burglary/Breaking & Entering		3
<b>LARCENY/THEFT OFFENSES</b>		<b>10</b>
All Other Larceny		9
Shoplifting		1
<b>COUNTERFEITING/FORGERY</b>		<b>2</b>
Counterfeiting/Forgery		2
<b>DESTRUCTION/DAMAGE/VANDALISM OF PROPERTY</b>		<b>5</b>
Destruction/Damage/Vandalism of Property		5
<b>Wirt</b>	<b>County TOTAL</b>	<b>284</b>

# Offenses (Group "A") by Agency

2012

COUNTY

AGENCY

OFFENSE CATEGORY

OFFENSE

# OF OFFENSES

Elizabeth SP	TOTAL	165
<b>SEX OFFENSES, FORCIBLE</b>		<b>5</b>
Forcible Fondling		3
Sexual Assault With An Object		2
<b>SEX OFFENSES, NONFORCIBLE</b>		<b>2</b>
Statutory Rape		2
<b>ASSAULT OFFENSES</b>		<b>37</b>
Aggravated Assault		6
Intimidation		3
Simple Assault		28
<b>BURGLARY/BREAKING &amp; ENTERING</b>		<b>25</b>
Burglary/Breaking & Entering		25
<b>LARCENY/THEFT OFFENSES</b>		<b>29</b>
All Other Larceny		28
Shoplifting		1
<b>MOTOR VEHICLE THEFT</b>		<b>3</b>
Motor Vehicle Theft		3
<b>COUNTERFEITING/FORGERY</b>		<b>3</b>
Counterfeiting/Forgery		3
<b>DESTRUCTION/DAMAGE/VANDALISM OF PROPERTY</b>		<b>29</b>
Destruction/Damage/Vandalism of Property		29
<b>FRAUD OFFENSES</b>		<b>16</b>
Credit Card/Automatic Teller Fraud		1
False Pretenses/Swindle/Confidence Game		14
Impersonation		1
<b>STOLEN PROPERTY OFFENSES</b>		<b>1</b>
Stolen Property Offenses		1
<b>DRUG/NARCOTIC OFFENSES</b>		<b>14</b>
Drug/Narcotic Violations		14
<b>WEAPON LAW VIOLATIONS</b>		<b>1</b>
Weapon Law Violations		1

# Offenses (Group "A") by Agency

2012

COUNTY

AGENCY

OFFENSE CATEGORY

OFFENSE

# OF OFFENSES

<u>Wirt Co SO</u>	<u>TOTAL</u>	<u>119</u>
<b>SEX OFFENSES, FORCIBLE</b>		<b>1</b>
Forcible Rape		1
<b>ASSAULT OFFENSES</b>		<b>30</b>
Aggravated Assault		23
Intimidation		6
Simple Assault		2
<b>BURGLARY/BREAKING &amp; ENTERING</b>		<b>17</b>
Burglary/Breaking & Entering		17
<b>LARCENY/THEFT OFFENSES</b>		<b>29</b>
All Other Larceny		15
Shoplifting		1
Theft From Building		1
Theft From Motor Vehicle		2
Theft of Motor Vehicle Parts/Accessories		10
<b>MOTOR VEHICLE THEFT</b>		<b>6</b>
Motor Vehicle Theft		6
<b>ARSON</b>		<b>2</b>
Arson		2
<b>COUNTERFEITING/FORGERY</b>		<b>3</b>
Counterfeiting/Forgery		3
<b>DESTRUCTION/DAMAGE/VANDALISM OF PROPERTY</b>		<b>19</b>
Destruction/Damage/Vandalism of Property		19
<b>FRAUD OFFENSES</b>		<b>5</b>
Credit Card/Automatic Teller Fraud		1
False Pretenses/Swindle/Confidence Game		3
Impersonation		1
<b>STOLEN PROPERTY OFFENSES</b>		<b>1</b>
Stolen Property Offenses		1
<b>DRUG/NARCOTIC OFFENSES</b>		<b>5</b>
Drug/Narcotic Violations		5
<b>Wood</b>	<b>County TOTAL</b>	<b>5184</b>

# Offenses (Group "A") by Agency

2012

COUNTY

AGENCY

OFFENSE CATEGORY

OFFENSE

# OF OFFENSES

DNR - 6 - Wood

TOTAL

13

**ASSAULT OFFENSES**

**1**

Simple Assault

1

**DRUG/NARCOTIC OFFENSES**

**11**

Drug/Narcotic Violations

11

**WEAPON LAW VIOLATIONS**

**1**

Weapon Law Violations

1

# Offenses (Group "A") by Agency

2012

COUNTY

AGENCY

OFFENSE CATEGORY

OFFENSE

# OF OFFENSES

<u>Parkersburg PD</u>	<u>TOTAL</u>	<u>3,481</u>
<b>HOMICIDE OFFENSES</b>		<b>1</b>
Murder and Nonnegligent Manslaughter		1
<b>SEX OFFENSES, FORCIBLE</b>		<b>36</b>
Forcible Fondling		16
Forcible Rape		20
<b>ASSAULT OFFENSES</b>		<b>611</b>
Aggravated Assault		84
Intimidation		86
Simple Assault		451
<b>KIDNAPING/ABDUCTION</b>		<b>6</b>
Kidnaping/Abduction		6
<b>ROBBERY</b>		<b>23</b>
Robbery		23
<b>BURGLARY/BREAKING &amp; ENTERING</b>		<b>439</b>
Burglary/Breaking & Entering		439
<b>LARCENY/THEFT OFFENSES</b>		<b>1,245</b>
All Other Larceny		581
Pocket-picking		4
Purse-snatching		3
Shoplifting		261
Theft From Building		88
Theft From Coin Operated Machine or Device		5
Theft From Motor Vehicle		299
Theft of Motor Vehicle Parts/Accessories		9
<b>MOTOR VEHICLE THEFT</b>		<b>72</b>
Motor Vehicle Theft		72
<b>ARSON</b>		<b>26</b>
Arson		26
<b>COUNTERFEITING/FORGERY</b>		<b>56</b>
Counterfeiting/Forgery		56
<b>DESTRUCTION/DAMAGE/VANDALISM OF PROPERTY</b>		<b>623</b>
Destruction/Damage/Vandalism of Property		623
<b>EMBEZZLEMENT</b>		<b>8</b>
Embezzlement		8
<b>FRAUD OFFENSES</b>		<b>143</b>
Credit Card/Automatic Teller Fraud		67

# Offenses (Group "A") by Agency

---

2012

COUNTY

AGENCY

OFFENSE CATEGORY

OFFENSE

# OF OFFENSES

---

False Pretenses/Swindle/Confidence Game	68
Impersonation	8
<b>STOLEN PROPERTY OFFENSES</b>	<b>13</b>
Stolen Property Offenses	13
<b>DRUG/NARCOTIC OFFENSES</b>	<b>143</b>
Drug/Narcotic Violations	143
<b>PORNOGRAPHY/OBSCENE MATERIAL</b>	<b>6</b>
Pornography/Obscene Material	6
<b>WEAPON LAW VIOLATIONS</b>	<b>15</b>
Weapon Law Violations	15

# Offenses (Group "A") by Agency

2012

COUNTY

AGENCY

OFFENSE CATEGORY

OFFENSE

# OF OFFENSES

<u>Parkersburg SP</u>	<u>TOTAL</u>	<u>283</u>
<b>SEX OFFENSES, FORCIBLE</b>		<b>6</b>
Forcible Fondling		2
Forcible Rape		1
Sexual Assault With An Object		3
<b>ASSAULT OFFENSES</b>		<b>26</b>
Aggravated Assault		3
Simple Assault		23
<b>BURGLARY/BREAKING &amp; ENTERING</b>		<b>18</b>
Burglary/Breaking & Entering		18
<b>LARCENY/THEFT OFFENSES</b>		<b>70</b>
All Other Larceny		58
Shoplifting		1
Theft From Motor Vehicle		10
Theft of Motor Vehicle Parts/Accessories		1
<b>MOTOR VEHICLE THEFT</b>		<b>9</b>
Motor Vehicle Theft		9
<b>COUNTERFEITING/FORGERY</b>		<b>4</b>
Counterfeiting/Forgery		4
<b>DESTRUCTION/DAMAGE/VANDALISM OF PROPERTY</b>		<b>26</b>
Destruction/Damage/Vandalism of Property		26
<b>EMBEZZLEMENT</b>		<b>2</b>
Embezzlement		2
<b>FRAUD OFFENSES</b>		<b>20</b>
Credit Card/Automatic Teller Fraud		4
False Pretenses/Swindle/Confidence Game		15
Impersonation		1
<b>STOLEN PROPERTY OFFENSES</b>		<b>2</b>
Stolen Property Offenses		2
<b>DRUG/NARCOTIC OFFENSES</b>		<b>97</b>
Drug Equipment Violations		3
Drug/Narcotic Violations		94
<b>PORNOGRAPHY/OBSCENE MATERIAL</b>		<b>1</b>
Pornography/Obscene Material		1
<b>WEAPON LAW VIOLATIONS</b>		<b>2</b>
Weapon Law Violations		2

# Offenses (Group "A") by Agency

2012

COUNTY

AGENCY

OFFENSE CATEGORY

OFFENSE

# OF OFFENSES

tf Parkersburg Vio Crime Narc      TOTAL

64

**DRUG/NARCOTIC OFFENSES**

**64**

Drug/Narcotic Violations

64



# Offenses (Group "A") by Agency

2012

COUNTY

AGENCY

OFFENSE CATEGORY

OFFENSE

# OF OFFENSES

Vienna PD	TOTAL	464
<b>SEX OFFENSES, FORCIBLE</b>		<b>2</b>
Forcible Fondling		1
Forcible Rape		1
<b>ASSAULT OFFENSES</b>		<b>77</b>
Aggravated Assault		9
Intimidation		8
Simple Assault		61
<b>ROBBERY</b>		<b>3</b>
Robbery		3
<b>BURGLARY/BREAKING &amp; ENTERING</b>		<b>19</b>
Burglary/Breaking & Entering		19
<b>LARCENY/THEFT OFFENSES</b>		<b>273</b>
All Other Larceny		106
Shoplifting		139
Theft From Motor Vehicle		29
Theft of Motor Vehicle Parts/Accessories		1
<b>MOTOR VEHICLE THEFT</b>		<b>3</b>
Motor Vehicle Theft		3
<b>COUNTERFEITING/FORGERY</b>		<b>8</b>
Counterfeiting/Forgery		8
<b>DESTRUCTION/DAMAGE/VANDALISM OF PROPERTY</b>		<b>25</b>
Destruction/Damage/Vandalism of Property		25
<b>EMBEZZLEMENT</b>		<b>6</b>
Embezzlement		6
<b>FRAUD OFFENSES</b>		<b>20</b>
Credit Card/Automatic Teller Fraud		13
False Pretenses/Swindle/Confidence Game		6
Impersonation		1
<b>DRUG/NARCOTIC OFFENSES</b>		<b>24</b>
Drug Equipment Violations		1
Drug/Narcotic Violations		23
<b>WEAPON LAW VIOLATIONS</b>		<b>1</b>
Weapon Law Violations		1

# Offenses (Group "A") by Agency

2012

COUNTY

AGENCY

OFFENSE CATEGORY

OFFENSE

# OF OFFENSES

---

<u>Williamstown PD</u>	<u>TOTAL</u>	<u>3</u>
<b>ASSAULT OFFENSES</b>		<b>2</b>
Aggravated Assault		2
<b>LARCENY/THEFT OFFENSES</b>		<b>1</b>
Theft From Motor Vehicle		1

# Offenses (Group "A") by Agency

2012

COUNTY

AGENCY

OFFENSE CATEGORY

OFFENSE

# OF OFFENSES

Wood Co SO	TOTAL	876
<b>SEX OFFENSES, FORCIBLE</b>		<b>20</b>
Forcible Fondling		7
Forcible Rape		7
Forcible Sodomy		1
Sexual Assault With An Object		5
<b>SEX OFFENSES, NONFORCIBLE</b>		<b>1</b>
Statutory Rape		1
<b>ASSAULT OFFENSES</b>		<b>168</b>
Aggravated Assault		84
Intimidation		13
Simple Assault		74
<b>KIDNAPING/ABDUCTION</b>		<b>1</b>
Kidnaping/Abduction		1
<b>ROBBERY</b>		<b>7</b>
Robbery		7
<b>BURGLARY/BREAKING &amp; ENTERING</b>		<b>118</b>
Burglary/Breaking & Entering		118
<b>LARCENY/THEFT OFFENSES</b>		<b>273</b>
All Other Larceny		199
Shoplifting		19
Theft From Building		18
Theft From Motor Vehicle		39
Theft of Motor Vehicle Parts/Accessories		3
<b>MOTOR VEHICLE THEFT</b>		<b>25</b>
Motor Vehicle Theft		25
<b>ARSON</b>		<b>1</b>
Arson		1
<b>COUNTERFEITING/FORGERY</b>		<b>18</b>
Counterfeiting/Forgery		18
<b>DESTRUCTION/DAMAGE/VANDALISM OF PROPERTY</b>		<b>145</b>
Destruction/Damage/Vandalism of Property		145
<b>EMBEZZLEMENT</b>		<b>1</b>
Embezzlement		1
<b>EXTORTION/BLACKMAIL</b>		<b>1</b>
Extortion/Blackmail		1
<b>FRAUD OFFENSES</b>		<b>30</b>

# Offenses (Group "A") by Agency

2012

COUNTY

AGENCY

OFFENSE CATEGORY

OFFENSE

# OF OFFENSES

	Credit Card/Automatic Teller Fraud	11
	False Pretenses/Swindle/Confidence Game	17
	Impersonation	3
	<b>STOLEN PROPERTY OFFENSES</b>	<b>6</b>
	Stolen Property Offenses	6
	<b>DRUG/NARCOTIC OFFENSES</b>	<b>44</b>
	Drug Equipment Violations	1
	Drug/Narcotic Violations	43
	<b>PORNOGRAPHY/OBSCENE MATERIAL</b>	<b>1</b>
	Pornography/Obscene Material	1
	<b>WEAPON LAW VIOLATIONS</b>	<b>7</b>
	Weapon Law Violations	7
<b>Wyoming</b>	<b>County TOTAL</b>	<b>767</b>

# Offenses (Group "A") by Agency

2012

COUNTY

AGENCY

OFFENSE CATEGORY

OFFENSE

# OF OFFENSES

Jesse SP	TOTAL	123
<b>SEX OFFENSES, FORCIBLE</b>		<b>3</b>
Forcible Fondling		2
Forcible Rape		1
<b>ASSAULT OFFENSES</b>		<b>25</b>
Aggravated Assault		7
Intimidation		8
Simple Assault		10
<b>BURGLARY/BREAKING &amp; ENTERING</b>		<b>8</b>
Burglary/Breaking & Entering		8
<b>LARCENY/THEFT OFFENSES</b>		<b>28</b>
All Other Larceny		22
Theft From Building		1
Theft From Motor Vehicle		4
Theft of Motor Vehicle Parts/Accessories		1
<b>MOTOR VEHICLE THEFT</b>		<b>4</b>
Motor Vehicle Theft		4
<b>ARSON</b>		<b>1</b>
Arson		1
<b>COUNTERFEITING/FORGERY</b>		<b>4</b>
Counterfeiting/Forgery		4
<b>DESTRUCTION/DAMAGE/VANDALISM OF PROPERTY</b>		<b>10</b>
Destruction/Damage/Vandalism of Property		10
<b>FRAUD OFFENSES</b>		<b>3</b>
Credit Card/Automatic Teller Fraud		1
False Pretenses/Swindle/Confidence Game		2
<b>STOLEN PROPERTY OFFENSES</b>		<b>2</b>
Stolen Property Offenses		2
<b>DRUG/NARCOTIC OFFENSES</b>		<b>34</b>
Drug/Narcotic Violations		34
<b>WEAPON LAW VIOLATIONS</b>		<b>1</b>
Weapon Law Violations		1

# Offenses (Group "A") by Agency

2012

COUNTY

AGENCY

OFFENSE CATEGORY

OFFENSE

# OF OFFENSES

Oceana PD	TOTAL	234
<b>SEX OFFENSES, FORCIBLE</b>		<b>2</b>
Forcible Fondling		1
Forcible Rape		1
<b>ASSAULT OFFENSES</b>		<b>36</b>
Aggravated Assault		34
Intimidation		1
Simple Assault		1
<b>ROBBERY</b>		<b>2</b>
Robbery		2
<b>BURGLARY/BREAKING &amp; ENTERING</b>		<b>16</b>
Burglary/Breaking & Entering		16
<b>LARCENY/THEFT OFFENSES</b>		<b>96</b>
All Other Larceny		49
Shoplifting		47
Theft From Motor Vehicle		1
<b>MOTOR VEHICLE THEFT</b>		<b>2</b>
Motor Vehicle Theft		2
<b>COUNTERFEITING/FORGERY</b>		<b>9</b>
Counterfeiting/Forgery		9
<b>DESTRUCTION/DAMAGE/VANDALISM OF PROPERTY</b>		<b>31</b>
Destruction/Damage/Vandalism of Property		31
<b>FRAUD OFFENSES</b>		<b>8</b>
Credit Card/Automatic Teller Fraud		1
False Pretenses/Swindle/Confidence Game		7
<b>STOLEN PROPERTY OFFENSES</b>		<b>2</b>
Stolen Property Offenses		2
<b>DRUG/NARCOTIC OFFENSES</b>		<b>28</b>
Drug/Narcotic Violations		28
<b>WEAPON LAW VIOLATIONS</b>		<b>1</b>
Weapon Law Violations		1

# Offenses (Group "A") by Agency

2012

COUNTY

AGENCY

OFFENSE CATEGORY

OFFENSE

# OF OFFENSES

Wyoming Co SO	TOTAL	410
<b>HOMICIDE OFFENSES</b>		<b>1</b>
Murder and Nonnegligent Manslaughter		1
<b>SEX OFFENSES, FORCIBLE</b>		<b>2</b>
Forcible Rape		2
<b>ASSAULT OFFENSES</b>		<b>67</b>
Aggravated Assault		31
Intimidation		4
Simple Assault		32
<b>ROBBERY</b>		<b>5</b>
Robbery		5
<b>BURGLARY/BREAKING &amp; ENTERING</b>		<b>106</b>
Burglary/Breaking & Entering		106
<b>LARCENY/THEFT OFFENSES</b>		<b>152</b>
All Other Larceny		128
Shoplifting		1
Theft From Building		2
Theft From Motor Vehicle		3
Theft of Motor Vehicle Parts/Accessories		18
<b>MOTOR VEHICLE THEFT</b>		<b>18</b>
Motor Vehicle Theft		18
<b>ARSON</b>		<b>2</b>
Arson		2
<b>COUNTERFEITING/FORGERY</b>		<b>2</b>
Counterfeiting/Forgery		2
<b>DESTRUCTION/DAMAGE/VANDALISM OF PROPERTY</b>		<b>41</b>
Destruction/Damage/Vandalism of Property		41
<b>FRAUD OFFENSES</b>		<b>6</b>
Credit Card/Automatic Teller Fraud		4
False Pretenses/Swindle/Confidence Game		2
<b>STOLEN PROPERTY OFFENSES</b>		<b>2</b>
Stolen Property Offenses		2
<b>DRUG/NARCOTIC OFFENSES</b>		<b>3</b>
Drug/Narcotic Violations		3
<b>WEAPON LAW VIOLATIONS</b>		<b>3</b>
Weapon Law Violations		3

# Offenses (Group "A") by Agency

---

2012

COUNTY

AGENCY

OFFENSE CATEGORY

OFFENSE

# OF OFFENSES

---

WEST VIRGINIA TOTAL

83,296



# ARRESTS (Group "A" and "B") by AGENCY

## 2012

# of ARRESTS
--------------

Adult Arrests
---------------

Juvenile Arrests
------------------

### Barbour County

#### Barbour Co SO

Simple Assault	6	6	0
Burglary/Breaking & Entering	3	3	0
Stolen Property Offenses	1	1	0
Drug/Narcotic Violations	2	2	0
Driving Under The Influence	7	7	0
All Other Offenses	7	7	0

<b>Barbour Co SO</b>	<b>TOTAL</b>	<b>26</b>	<b>26</b>	<b>0</b>
----------------------	--------------	-----------	-----------	----------

#### Belington PD

Aggravated Assault	3	3	0
Simple Assault	5	3	2
Intimidation	1	1	0
Destruction/Damage/Vandalism of Property	1	1	0
Theft From Coin Operated Machine or Device	1	1	0
Drug/Narcotic Violations	6	6	0
Driving Under The Influence	2	2	0
Drunkenness	1	1	0
All Other Offenses	1	1	0
Others	2	2	0

<b>Belington PD</b>	<b>TOTAL</b>	<b>23</b>	<b>21</b>	<b>2</b>
---------------------	--------------	-----------	-----------	----------

#### DNR - 1 - Barbour

Drug/Narcotic Violations	1	0	0
Weapon Law Violations	1	1	0
All Other Offenses	57	55	1

<b>DNR - 1 - Barbour</b>	<b>TOTAL</b>	<b>59</b>	<b>56</b>	<b>1</b>
--------------------------	--------------	-----------	-----------	----------

#### Philippi PD

Aggravated Assault	18	15	3
Intimidation	2	2	0
Destruction/Damage/Vandalism of Property	2	0	2
Shoplifting	4	4	0
Drug/Narcotic Violations	5	4	1
Weapon Law Violations	1	1	0
Disorderly Conduct	2	2	0
Driving Under The Influence	8	8	0
Drunkenness	1	1	0
Liquor Law Violations	1	1	0
Trespass of Real Property	1	1	0
All Other Offenses	16	16	0

<b>Philippi PD</b>	<b>TOTAL</b>	<b>61</b>	<b>55</b>	<b>6</b>
--------------------	--------------	-----------	-----------	----------

# ARRESTS (Group "A" and "B") by AGENCY

## 2012

# of ARRESTS	Adult Arrests	Juvenile Arrests
--------------	---------------	------------------

### Philippi SP

Aggravated Assault	5	5	0
Simple Assault	13	13	0
Intimidation	1	1	0
Destruction/Damage/Vandalism of Property	3	3	0
Shoplifting	1	1	0
Motor Vehicle Theft	1	1	0
Stolen Property Offenses	1	1	0
Drug/Narcotic Violations	12	12	0
Weapon Law Violations	4	4	0
Driving Under The Influence	18	18	0
Liquor Law Violations	7	6	1
All Other Offenses	7	7	0
Others	4	4	0
<b>Philippi SP</b>	<b>TOTAL</b>	<b>77</b>	<b>76</b>
<b>Barbour</b>	<b>County</b>	<b>TOTAL</b>	<b>246</b>
			<b>234</b>
			<b>10</b>

### Berkeley County

# ARRESTS (Group "A" and "B") by AGENCY

## 2012

# of ARRESTS	Adult Arrests	Juvenile Arrests
--------------	---------------	------------------

### Berkeley Co SO

Murder and Nonnegligent Manslaughter	1	1	0
Forcible Rape	4	4	0
Forcible Fondling	3	3	0
Statutory Rape	1	1	0
Aggravated Assault	24	23	1
Simple Assault	321	295	26
Intimidation	6	6	0
Kidnaping/Abduction	1	1	0
Robbery	11	11	0
Burglary/Breaking & Entering	42	40	2
Counterfeiting/Forgery	8	8	0
Destruction/Damage/Vandalism of Property	14	13	1
False Pretenses/Swindle/Confidence Game	15	15	0
Credit Card/Automatic Teller Fraud	3	3	0
Shoplifting	76	74	2
Theft From Motor Vehicle	1	1	0
Motor Vehicle Theft	6	6	0
Stolen Property Offenses	16	16	0
Drug/Narcotic Violations	105	100	5
Prostitution	1	1	0
Weapon Law Violations	1	1	0
Bad Checks	12	12	0
Disorderly Conduct	18	15	3
Driving Under The Influence	210	209	1
Drunkenness	4	4	0
Liquor Law Violations	1	1	0
Trespass of Real Property	3	3	0
All Other Offenses	232	226	6
Others	36	34	2

<b>Berkeley Co SO</b>	<b>TOTAL</b>	<b>1,176</b>	<b>1,127</b>	<b>49</b>
-----------------------	--------------	--------------	--------------	-----------

### DNR - 2 - Berkeley

Weapon Law Violations	1	1	0
Trespass of Real Property	1	1	0
All Other Offenses	142	141	1

<b>DNR - 2 - Berkeley</b>	<b>TOTAL</b>	<b>144</b>	<b>143</b>	<b>1</b>
---------------------------	--------------	------------	------------	----------

# ARRESTS (Group "A" and "B") by AGENCY

## 2012

# of ARRESTS	Adult Arrests	Juvenile Arrests
--------------	---------------	------------------

### Martinsburg PD

Forcible Rape	1	1	0
Forcible Sodomy	1	1	0
Sexual Assault With An Object	3	2	1
Forcible Fondling	1	1	0
Aggravated Assault	44	40	4
Simple Assault	243	215	28
Intimidation	18	18	0
Robbery	16	13	3
Arson	4	4	0
Burglary/Breaking & Entering	19	16	3
Counterfeiting/Forgery	14	14	0
Destruction/Damage/Vandalism of Property	35	32	3
False Pretenses/Swindle/Confidence Game	21	21	0
Credit Card/Automatic Teller Fraud	10	10	0
Shoplifting	304	243	61
Theft of Motor Vehicle Parts/Accessories	1	1	0
Motor Vehicle Theft	8	4	4
Stolen Property Offenses	30	29	1
Drug/Narcotic Violations	356	337	19
Prostitution	15	15	0
Pornography/Obscene Material	1	1	0
Weapon Law Violations	19	18	1
Bad Checks	4	4	0
Curfew/Loitering/Vagrancy Violations	20	2	18
Disorderly Conduct	258	242	16
Driving Under The Influence	172	172	0
Drunkenness	552	551	1
Family Offenses (Nonviolent)	5	5	0
Liquor Law Violations	101	99	2
Runaway	8	0	8
Trespass of Real Property	45	40	5
All Other Offenses	777	766	11
Others	80	71	9
<b>Martinsburg PD</b>	<b>TOTAL</b>	<b>3,186</b>	<b>2,988</b>
		<b>198</b>	

# ARRESTS (Group "A" and "B") by AGENCY

## 2012

# of ARRESTS	Adult Arrests	Juvenile Arrests
--------------	---------------	------------------

### Martinsburg SP

Murder and Nonnegligent Manslaughter	2	2	0
Forcible Rape	2	2	0
Forcible Fondling	5	4	0
Statutory Rape	1	1	0
Aggravated Assault	29	29	0
Simple Assault	146	125	21
Intimidation	51	47	4
Robbery	6	6	0
Burglary/Breaking & Entering	33	28	5
Counterfeiting/Forgery	2	2	0
Destruction/Damage/Vandalism of Property	29	27	2
False Pretenses/Swindle/Confidence Game	9	9	0
Credit Card/Automatic Teller Fraud	2	2	0
Shoplifting	66	58	8
Theft From Building	1	1	0
Theft From Motor Vehicle	10	7	3
Motor Vehicle Theft	13	13	0
Stolen Property Offenses	16	16	0
Drug/Narcotic Violations	181	175	6
Weapon Law Violations	10	8	2
Disorderly Conduct	16	16	0
Driving Under The Influence	165	165	0
Drunkenness	25	24	1
Liquor Law Violations	6	3	3
Trespass of Real Property	4	4	0
All Other Offenses	129	125	4
Others	24	24	0

<b>Martinsburg SP</b>	<b>TOTAL</b>	<b>983</b>	<b>923</b>	<b>59</b>
-----------------------	--------------	------------	------------	-----------

### tf Eastern Panhandle Drug

Drug/Narcotic Violations	224	221	3
Drug Equipment Violations	1	1	0
Betting/Wagering	3	3	0
All Other Offenses	1	1	0

<b>tf Eastern Panhandle Drug &amp; VTOTAL</b>	<b>229</b>	<b>226</b>	<b>3</b>
---	------------	------------	----------

<b>Berkeley County</b>	<b>TOTAL</b>	<b>5,718</b>	<b>5,407</b>	<b>310</b>
------------------------	--------------	--------------	--------------	------------

### **Boone County**

#### Boone Co SO

Simple Assault	1	1	0
----------------	---	---	---

<b>Boone Co SO</b>	<b>TOTAL</b>	<b>1</b>	<b>1</b>	<b>0</b>
--------------------	--------------	----------	----------	----------

# ARRESTS (Group "A" and "B") by AGENCY

## 2012

# of ARRESTS	Adult Arrests	Juvenile Arrests
--------------	---------------	------------------

### DNR - 5 - Boone

Weapon Law Violations	1	1	0
Trespass of Real Property	1	1	0
All Other Offenses	61	58	3

<b>DNR - 5 - Boone</b>	<b>TOTAL</b>	<b>63</b>	<b>60</b>	<b>3</b>
------------------------	--------------	-----------	-----------	----------

### Madison SP

Aggravated Assault	14	11	3
Simple Assault	35	35	0
Intimidation	15	14	1
Burglary/Breaking & Entering	18	13	5
Counterfeiting/Forgery	17	17	0
Destruction/Damage/Vandalism of Property	7	7	0
False Pretenses/Swindle/Confidence Game	3	3	0
Impersonation	1	1	0
Welfare Fraud	1	1	0
Shoplifting	17	17	0
Motor Vehicle Theft	6	6	0
Stolen Property Offenses	5	5	0
Drug/Narcotic Violations	84	82	2
Weapon Law Violations	2	2	0
Disorderly Conduct	1	1	0
Driving Under The Influence	11	11	0
Drunkenness	1	1	0
Family Offenses (Nonviolent)	2	2	0
Liquor Law Violations	7	7	0
Trespass of Real Property	3	3	0
All Other Offenses	48	47	1
Others	20	20	0

<b>Madison SP</b>	<b>TOTAL</b>	<b>318</b>	<b>306</b>	<b>12</b>
-------------------	--------------	------------	------------	-----------

# ARRESTS (Group "A" and "B") by AGENCY

## 2012

# of ARRESTS	Adult Arrests	Juvenile Arrests
--------------	---------------	------------------

### Whitesville SP

Statutory Rape	2	2	0
Aggravated Assault	6	6	0
Simple Assault	5	5	0
Intimidation	6	6	0
Arson	2	2	0
Burglary/Breaking & Entering	9	9	0
Destruction/Damage/Vandalism of Property	5	3	2
False Pretenses/Swindle/Confidence Game	1	1	0
Theft of Motor Vehicle Parts/Accessories	1	1	0
Motor Vehicle Theft	1	1	0
Stolen Property Offenses	7	7	0
Drug/Narcotic Violations	22	21	1
Weapon Law Violations	1	1	0
Driving Under The Influence	7	7	0
Trespass of Real Property	1	1	0
All Other Offenses	8	6	2
Others	19	19	0

<b>Whitesville SP</b>	<b>TOTAL</b>	<b>103</b>	<b>98</b>	<b>5</b>
<b>Boone County</b>	<b>TOTAL</b>	<b>485</b>	<b>465</b>	<b>20</b>

### **Braxton County**

#### Braxton Co SO

Forcible Fondling	1	1	0
Aggravated Assault	7	7	0
Simple Assault	14	14	0
Robbery	1	1	0
Burglary/Breaking & Entering	1	1	0
Counterfeiting/Forgery	1	1	0
Destruction/Damage/Vandalism of Property	5	5	0
Theft From Motor Vehicle	2	2	0
Motor Vehicle Theft	1	0	1
Drug/Narcotic Violations	7	7	0
Disorderly Conduct	2	2	0
Driving Under The Influence	12	12	0
Drunkenness	5	5	0
Trespass of Real Property	7	7	0
All Other Offenses	12	12	0
Others	8	8	0

<b>Braxton Co SO</b>	<b>TOTAL</b>	<b>86</b>	<b>85</b>	<b>1</b>
----------------------	--------------	-----------	-----------	----------

# ARRESTS (Group "A" and "B") by AGENCY

## 2012

# of ARRESTS	Adult Arrests	Juvenile Arrests
--------------	---------------	------------------

### Sutton SP

Forcible Rape	1	1	0
Sexual Assault With An Object	1	1	0
Forcible Fondling	2	2	0
Incest	1	1	0
Statutory Rape	1	1	0
Aggravated Assault	15	15	0
Simple Assault	40	40	0
Intimidation	2	2	0
Burglary/Breaking & Entering	4	4	0
Counterfeiting/Forgery	4	4	0
Destruction/Damage/Vandalism of Property	3	3	0
False Pretenses/Swindle/Confidence Game	3	3	0
Welfare Fraud	2	2	0
Shoplifting	5	4	1
Theft From Building	3	3	0
Motor Vehicle Theft	8	8	0
Stolen Property Offenses	1	1	0
Drug/Narcotic Violations	95	95	0
Drug Equipment Violations	11	11	0
Weapon Law Violations	1	1	0
Disorderly Conduct	2	2	0
Driving Under The Influence	40	40	0
Drunkenness	6	6	0
Liquor Law Violations	2	2	0
Trespass of Real Property	1	1	0
All Other Offenses	43	42	1
Others	12	12	0
<b>Sutton SP</b>	<b>TOTAL</b>	<b>309</b>	<b>307</b>
<b>Braxton</b>	<b>County</b>	<b>TOTAL</b>	<b>395</b>
			<b>392</b>
			<b>3</b>

### Brooke County



# ARRESTS (Group "A" and "B") by AGENCY

## 2012

# of ARRESTS	Adult Arrests	Juvenile Arrests
--------------	---------------	------------------

### Brooke Co SO

Aggravated Assault	2	2	0
Simple Assault	28	27	1
Intimidation	3	2	1
Burglary/Breaking & Entering	5	5	0
False Pretenses/Swindle/Confidence Game	3	3	0
Motor Vehicle Theft	1	1	0
Drug/Narcotic Violations	3	3	0
Curfew/Loitering/Vagrancy Violations	4	0	4
Disorderly Conduct	2	2	0
Driving Under The Influence	24	23	1
Drunkenness	3	2	1
Liquor Law Violations	2	2	0
Trespass of Real Property	5	5	0
All Other Offenses	52	46	6
Others	3	3	0

<b>Brooke Co SO</b>	<b>TOTAL</b>	<b>140</b>	<b>126</b>	<b>14</b>
---------------------	--------------	------------	------------	-----------

### DNR - 1 - Brooke

All Other Offenses	27	24	1
--------------------	----	----	---

<b>DNR - 1 - Brooke</b>	<b>TOTAL</b>	<b>27</b>	<b>24</b>	<b>1</b>
-------------------------	--------------	-----------	-----------	----------

### Follansbee PD

Simple Assault	2	2	0
Destruction/Damage/Vandalism of Property	1	1	0
Theft From Motor Vehicle	1	1	0
Driving Under The Influence	1	1	0

<b>Follansbee PD</b>	<b>TOTAL</b>	<b>5</b>	<b>5</b>	<b>0</b>
----------------------	--------------	----------	----------	----------

# ARRESTS (Group "A" and "B") by AGENCY

## 2012

# of ARRESTS	Adult Arrests	Juvenile Arrests
--------------	---------------	------------------

### Wellsburg PD

Aggravated Assault	2	2	0
Simple Assault	17	17	0
Burglary/Breaking & Entering	1	1	0
Counterfeiting/Forgery	2	2	0
Destruction/Damage/Vandalism of Property	1	1	0
False Pretenses/Swindle/Confidence Game	4	4	0
Purse-snatching	4	4	0
Shoplifting	7	6	1
Theft From Motor Vehicle	1	1	0
Motor Vehicle Theft	2	2	0
Stolen Property Offenses	1	1	0
Drug/Narcotic Violations	8	4	4
Disorderly Conduct	2	2	0
Driving Under The Influence	8	8	0
Drunkenness	3	3	0
Trespass of Real Property	1	1	0
All Other Offenses	42	42	0
Others	9	9	0

<b>Wellsburg PD</b>	<b>TOTAL</b>	<b>115</b>	<b>110</b>	<b>5</b>
---------------------	--------------	------------	------------	----------

### Wellsburg SP

Forcible Fondling	1	1	0
Statutory Rape	1	1	0
Drug/Narcotic Violations	15	15	0
Driving Under The Influence	16	16	0
Liquor Law Violations	9	9	0
All Other Offenses	6	6	0
Others	1	1	0

<b>Wellsburg SP</b>	<b>TOTAL</b>	<b>49</b>	<b>49</b>	<b>0</b>
---------------------	--------------	-----------	-----------	----------

<b>Brooke</b>	<b>County</b>	<b>TOTAL</b>	<b>336</b>	<b>314</b>	<b>20</b>
---------------	---------------	--------------	------------	------------	-----------

**Cabell County**

# ARRESTS (Group "A" and "B") by AGENCY

## 2012

# of ARRESTS	Adult Arrests	Juvenile Arrests
--------------	---------------	------------------

### **Barboursville PD**

Simple Assault	16	13	3
Intimidation	1	0	1
Counterfeiting/Forgery	2	2	0
False Pretenses/Swindle/Confidence Game	1	1	0
Shoplifting	274	250	24
Theft From Motor Vehicle	1	1	0
Stolen Property Offenses	4	4	0
Drug/Narcotic Violations	12	11	1
Curfew/Loitering/Vagrancy Violations	2	0	2
Disorderly Conduct	4	4	0
Driving Under The Influence	18	18	0
Drunkenness	10	10	0
Trespass of Real Property	2	2	0
All Other Offenses	53	53	0
Others	4	3	1

<b>Barboursville PD</b>	<b>TOTAL</b>	<b>404</b>	<b>372</b>	<b>32</b>
-------------------------	--------------	------------	------------	-----------

### **Cabell CO SO**

Aggravated Assault	6	5	1
Simple Assault	91	76	15
Intimidation	1	1	0
Robbery	8	8	0
Burglary/Breaking & Entering	10	9	1
Counterfeiting/Forgery	3	3	0
Destruction/Damage/Vandalism of Property	11	10	1
Extortion/Blackmail	1	1	0
Purse-snatching	1	1	0
Shoplifting	106	103	3
Motor Vehicle Theft	8	6	2
Stolen Property Offenses	5	5	0
Drug/Narcotic Violations	61	54	7
Weapon Law Violations	14	13	1
Curfew/Loitering/Vagrancy Violations	1	1	0
Disorderly Conduct	19	19	0
Driving Under The Influence	43	43	0
Drunkenness	11	11	0
Liquor Law Violations	6	5	1
Trespass of Real Property	6	6	0
All Other Offenses	685	677	8
Others	9	9	0

<b>Cabell CO SO</b>	<b>TOTAL</b>	<b>1,106</b>	<b>1,066</b>	<b>40</b>
---------------------	--------------	--------------	--------------	-----------

# ARRESTS (Group "A" and "B") by AGENCY

## 2012

# of ARRESTS	Adult Arrests	Juvenile Arrests
--------------	---------------	------------------

### DNR - 5 - Cabell

Weapon Law Violations	1	1	0
Trespass of Real Property	1	1	0
All Other Offenses	137	134	3

<b>DNR - 5 - Cabell</b>	<b>TOTAL</b>	<b>139</b>	<b>136</b>	<b>3</b>
-------------------------	--------------	------------	------------	----------

### Huntington PD

Murder and Nonnegligent Manslaughter	4	4	0
Forcible Rape	1	1	0
Forcible Fondling	1	1	0
Aggravated Assault	36	35	1
Simple Assault	218	195	23
Robbery	29	26	3
Arson	5	5	0
Burglary/Breaking & Entering	62	60	2
Counterfeiting/Forgery	9	9	0
Destruction/Damage/Vandalism of Property	25	22	3
False Pretenses/Swindle/Confidence Game	1	1	0
Credit Card/Automatic Teller Fraud	1	1	0
Shoplifting	24	21	3
Motor Vehicle Theft	3	2	1
Stolen Property Offenses	13	12	1
Drug/Narcotic Violations	188	176	12
Drug Equipment Violations	1	1	0
Prostitution	23	22	1
Weapon Law Violations	12	12	0
Bad Checks	8	8	0
Disorderly Conduct	91	90	1
Driving Under The Influence	286	285	1
Drunkenness	88	85	3
Liquor Law Violations	213	210	3
Trespass of Real Property	88	88	0
All Other Offenses	683	668	15
Others	38	34	4

<b>Huntington PD</b>	<b>TOTAL</b>	<b>2,151</b>	<b>2,074</b>	<b>77</b>
----------------------	--------------	--------------	--------------	-----------

# ARRESTS (Group "A" and "B") by AGENCY

## 2012

# of ARRESTS	Adult Arrests	Juvenile Arrests
--------------	---------------	------------------

### Huntington SP

Sexual Assault With An Object	2	2	0	
Aggravated Assault	11	11	0	
Simple Assault	88	75	13	
Intimidation	15	13	2	
Robbery	3	3	0	
Burglary/Breaking & Entering	14	10	4	
Counterfeiting/Forgery	10	10	0	
Destruction/Damage/Vandalism of Property	17	17	0	
False Pretenses/Swindle/Confidence Game	6	6	0	
Impersonation	1	1	0	
Shoplifting	289	268	21	
Theft of Motor Vehicle Parts/Accessories	1	1	0	
Motor Vehicle Theft	6	5	1	
Stolen Property Offenses	7	6	1	
Drug/Narcotic Violations	105	103	2	
Drug Equipment Violations	7	7	0	
Pornography/Obscene Material	1	1	0	
Weapon Law Violations	3	3	0	
Disorderly Conduct	21	21	0	
Driving Under The Influence	39	39	0	
Drunkenness	12	12	0	
Family Offenses (Nonviolent)	3	3	0	
Liquor Law Violations	17	17	0	
Trespass of Real Property	15	15	0	
All Other Offenses	97	93	4	
Others	29	25	4	
<b>Huntington SP</b>	<b>TOTAL</b>	<b>819</b>	<b>767</b>	<b>52</b>

# ARRESTS (Group "A" and "B") by AGENCY

## 2012

# of ARRESTS	Adult Arrests	Juvenile Arrests
--------------	---------------	------------------

<b>Marshall Univ Police</b>				
Aggravated Assault	3	3	0	
Burglary/Breaking & Entering	2	2	0	
Destruction/Damage/Vandalism of Property	3	3	0	
Shoplifting	2	2	0	
Stolen Property Offenses	1	1	0	
Drug/Narcotic Violations	25	25	0	
Disorderly Conduct	1	1	0	
Driving Under The Influence	3	3	0	
Drunkenness	1	1	0	
Liquor Law Violations	27	27	0	
Trespass of Real Property	1	1	0	
All Other Offenses	4	4	0	
Others	2	2	0	
<b>Marshall Univ Police</b>	<b>TOTAL</b>	<b>75</b>	<b>75</b>	<b>0</b>
<b>Milton PD</b>				
Simple Assault	15	15	0	
Intimidation	4	4	0	
Counterfeiting/Forgery	1	1	0	
Destruction/Damage/Vandalism of Property	2	1	1	
Pocket-picking	1	1	0	
Shoplifting	3	3	0	
Theft From Motor Vehicle	1	1	0	
Motor Vehicle Theft	6	6	0	
Drug/Narcotic Violations	18	18	0	
Drug Equipment Violations	3	3	0	
Weapon Law Violations	5	5	0	
Disorderly Conduct	4	4	0	
Driving Under The Influence	19	19	0	
Trespass of Real Property	1	1	0	
All Other Offenses	29	29	0	
Others	1	1	0	
<b>Milton PD</b>	<b>TOTAL</b>	<b>113</b>	<b>112</b>	<b>1</b>
<b>tf Huntington Drug &amp; Vio</b>				
Aggravated Assault	1	1	0	
Drug/Narcotic Violations	85	85	0	
Weapon Law Violations	1	1	0	
All Other Offenses	22	22	0	
<b>tf Huntington Drug &amp; Vio Crim</b>	<b>TOTAL</b>	<b>109</b>	<b>109</b>	<b>0</b>
<b>Cabell</b>	<b>County</b>	<b>TOTAL</b>	<b>4,916</b>	<b>4,711</b>
				<b>205</b>

# ARRESTS (Group "A" and "B") by AGENCY

## 2012

# of ARRESTS	Adult Arrests	Juvenile Arrests
--------------	---------------	------------------

### Calhoun County

#### DNR - 6 - Calhoun

Simple Assault	1	1	0
Weapon Law Violations	2	2	0
Driving Under The Influence	1	1	0
Liquor Law Violations	1	1	0
All Other Offenses	55	53	2

<b>DNR - 6 - Calhoun</b>			
<b>TOTAL</b>	<b>60</b>	<b>58</b>	<b>2</b>

#### Grantsville SP

Murder and Nonnegligent Manslaughter	1	1	0
Forcible Rape	1	1	0
Aggravated Assault	8	8	0
Simple Assault	22	22	0
Intimidation	6	6	0
Robbery	1	1	0
Arson	2	2	0
Destruction/Damage/Vandalism of Property	8	7	1
False Pretenses/Swindle/Confidence Game	1	1	0
Theft of Motor Vehicle Parts/Accessories	1	1	0
Drug/Narcotic Violations	50	48	2
Drug Equipment Violations	6	6	0
Driving Under The Influence	23	23	0
Drunkness	4	4	0
Liquor Law Violations	2	2	0
Trespass of Real Property	1	1	0
All Other Offenses	6	6	0
Others	2	2	0

<b>Grantsville SP</b>			
<b>TOTAL</b>	<b>145</b>	<b>142</b>	<b>3</b>

<b>Calhoun County</b>			
<b>TOTAL</b>	<b>205</b>	<b>200</b>	<b>5</b>

### Clay County

# ARRESTS (Group "A" and "B") by AGENCY

## 2012

# of ARRESTS	Adult Arrests	Juvenile Arrests
--------------	---------------	------------------

### Clay SP

Forcible Rape	1	1	0
Aggravated Assault	5	5	0
Simple Assault	26	25	1
Intimidation	5	4	1
Kidnaping/Abduction	1	1	0
Burglary/Breaking & Entering	1	1	0
Destruction/Damage/Vandalism of Property	6	6	0
False Pretenses/Swindle/Confidence Game	2	2	0
Credit Card/Automatic Teller Fraud	1	0	0
Shoplifting	2	2	0
Theft of Motor Vehicle Parts/Accessories	1	1	0
Motor Vehicle Theft	5	5	0
Drug/Narcotic Violations	35	33	2
Drug Equipment Violations	2	2	0
Pornography/Obscene Material	1	0	1
Weapon Law Violations	5	5	0
Driving Under The Influence	32	32	0
Drunkenness	8	8	0
Liquor Law Violations	2	2	0
Trespass of Real Property	1	1	0
All Other Offenses	11	11	0
Others	1	1	0
<b>Clay SP</b>	<b>TOTAL</b>	<b>154</b>	<b>148</b>
<b>Clay</b>	<b>County</b>	<b>TOTAL</b>	<b>154</b>
			<b>148</b>
			<b>5</b>

### Doddridge County

#### DNR - 6 - Doddridge

Driving Under The Influence	1	1	0
All Other Offenses	8	8	0
<b>DNR - 6 - Doddridge</b>	<b>TOTAL</b>	<b>9</b>	<b>9</b>
			<b>0</b>



# ARRESTS (Group "A" and "B") by AGENCY

## 2012

# of ARRESTS	Adult Arrests	Juvenile Arrests
--------------	---------------	------------------

### Doddridge Co SO

Murder and Nonnegligent Manslaughter	1	0	1
Aggravated Assault	4	4	0
Simple Assault	4	4	0
Intimidation	2	2	0
Burglary/Breaking & Entering	1	1	0
Counterfeiting/Forgery	1	1	0
False Pretenses/Swindle/Confidence Game	2	2	0
Theft From Building	1	1	0
Motor Vehicle Theft	1	1	0
Drug/Narcotic Violations	1	1	0
Disorderly Conduct	1	1	0
Driving Under The Influence	11	11	0
Drunkenness	1	1	0
Family Offenses (Nonviolent)	1	1	0
Liquor Law Violations	1	1	0
All Other Offenses	6	6	0

<b>Doddridge Co SO</b>	<b>TOTAL</b>	<b>39</b>	<b>38</b>	<b>1</b>
------------------------	--------------	-----------	-----------	----------

### West Union PD

Driving Under The Influence	1	1	0
-----------------------------	---	---	---

<b>West Union PD</b>	<b>TOTAL</b>	<b>1</b>	<b>1</b>	<b>0</b>
----------------------	--------------	----------	----------	----------

### West Union SP

Aggravated Assault	4	4	0
Simple Assault	3	3	0
Destruction/Damage/Vandalism of Property	1	1	0
False Pretenses/Swindle/Confidence Game	1	1	0
Drug/Narcotic Violations	3	3	0
Disorderly Conduct	1	1	0
Driving Under The Influence	2	2	0
Liquor Law Violations	1	1	0
All Other Offenses	6	6	0

<b>West Union SP</b>	<b>TOTAL</b>	<b>22</b>	<b>22</b>	<b>0</b>
----------------------	--------------	-----------	-----------	----------

<b>Doddridge County</b>	<b>TOTAL</b>	<b>71</b>	<b>70</b>	<b>1</b>
-------------------------	--------------	-----------	-----------	----------

## Fayette County

### DNR - 4 - Fayette

Stolen Property Offenses	1	1	0
Trespass of Real Property	1	1	0
All Other Offenses	41	40	1

<b>DNR - 4 - Fayette</b>	<b>TOTAL</b>	<b>43</b>	<b>42</b>	<b>1</b>
--------------------------	--------------	-----------	-----------	----------

# ARRESTS (Group "A" and "B") by AGENCY

## 2012

# of ARRESTS	Adult Arrests	Juvenile Arrests
--------------	---------------	------------------

### Fayette Co SO

Murder and Nonnegligent Manslaughter	2	2	0
Sexual Assault With An Object	1	1	0
Forcible Fondling	2	2	0
Statutory Rape	1	1	0
Aggravated Assault	19	19	0
Simple Assault	133	132	1
Intimidation	38	38	0
Burglary/Breaking & Entering	15	15	0
Counterfeiting/Forgery	4	4	0
Destruction/Damage/Vandalism of Property	8	8	0
False Pretenses/Swindle/Confidence Game	5	5	0
Shoplifting	2	2	0
Theft From Building	5	5	0
Theft From Motor Vehicle	4	4	0
Theft of Motor Vehicle Parts/Accessories	2	2	0
Motor Vehicle Theft	6	6	0
Stolen Property Offenses	2	2	0
Drug/Narcotic Violations	15	15	0
Weapon Law Violations	4	4	0
Disorderly Conduct	10	10	0
Driving Under The Influence	18	18	0
Drunkenness	1	1	0
Trespass of Real Property	2	2	0
All Other Offenses	18	17	1
Others	9	9	0

<b>Fayette Co SO</b>	<b>TOTAL</b>	<b>326</b>	<b>324</b>	<b>2</b>
----------------------	--------------	------------	------------	----------

### Fayetteville PD

Simple Assault	1	1	0
False Pretenses/Swindle/Confidence Game	1	1	0
Shoplifting	157	153	4
Theft From Building	1	1	0
Drug/Narcotic Violations	1	1	0
Disorderly Conduct	1	1	0
Driving Under The Influence	13	12	1
Drunkenness	1	1	0
Trespass of Real Property	1	1	0
All Other Offenses	3	3	0

<b>Fayetteville PD</b>	<b>TOTAL</b>	<b>180</b>	<b>175</b>	<b>5</b>
------------------------	--------------	------------	------------	----------

# ARRESTS (Group "A" and "B") by AGENCY

## 2012

# of ARRESTS	Adult Arrests	Juvenile Arrests
--------------	---------------	------------------

### Gauley Bridge SP

Aggravated Assault	1	1	0
Simple Assault	3	3	0
Robbery	3	3	0
Counterfeiting/Forgery	3	3	0
False Pretenses/Swindle/Confidence Game	1	1	0
Stolen Property Offenses	2	2	0
Drug/Narcotic Violations	10	10	0
Driving Under The Influence	1	1	0
All Other Offenses	7	7	0
Others	4	4	0

<b>Gauley Bridge SP</b>	<b>TOTAL</b>	<b>35</b>	<b>35</b>	<b>0</b>
-------------------------	--------------	-----------	-----------	----------

### Mount Hope PD

Simple Assault	2	2	0
Shoplifting	2	2	0
Liquor Law Violations	1	1	0
All Other Offenses	2	2	0

<b>Mount Hope PD</b>	<b>TOTAL</b>	<b>7</b>	<b>7</b>	<b>0</b>
----------------------	--------------	----------	----------	----------

# ARRESTS (Group "A" and "B") by AGENCY

## 2012

# of ARRESTS	Adult Arrests	Juvenile Arrests
--------------	---------------	------------------

### Oak Hill PD

	# of ARRESTS	Adult Arrests	Juvenile Arrests
Forcible Rape	1	1	0
Statutory Rape	1	1	0
Aggravated Assault	5	4	1
Simple Assault	46	46	0
Intimidation	1	1	0
Burglary/Breaking & Entering	10	10	0
Counterfeiting/Forgery	1	1	0
Destruction/Damage/Vandalism of Property	12	12	0
False Pretenses/Swindle/Confidence Game	3	3	0
Shoplifting	43	43	0
Theft From Coin Operated Machine or Device	2	2	0
Theft From Motor Vehicle	6	6	0
Motor Vehicle Theft	1	1	0
Stolen Property Offenses	2	2	0
Drug/Narcotic Violations	8	8	0
Drug Equipment Violations	3	3	0
Weapon Law Violations	6	6	0
Disorderly Conduct	47	47	0
Driving Under The Influence	70	70	0
Drunkenness	14	14	0
Liquor Law Violations	11	11	0
Trespass of Real Property	2	2	0
All Other Offenses	115	115	0
Others	22	22	0
<b>Oak Hill PD</b>	<b>432</b>	<b>431</b>	<b>1</b>
<b>TOTAL</b>	<b>432</b>	<b>431</b>	<b>1</b>

# ARRESTS (Group "A" and "B") by AGENCY

## 2012

# of ARRESTS	Adult Arrests	Juvenile Arrests
--------------	---------------	------------------

### Oak Hill SP

Sexual Assault With An Object	1	1	0
Forcible Fondling	2	2	0
Aggravated Assault	9	9	0
Simple Assault	18	17	1
Intimidation	24	24	0
Robbery	3	3	0
Burglary/Breaking & Entering	2	2	0
Counterfeiting/Forgery	6	6	0
Destruction/Damage/Vandalism of Property	6	6	0
False Pretenses/Swindle/Confidence Game	1	1	0
Theft From Building	5	5	0
Motor Vehicle Theft	3	3	0
Drug/Narcotic Violations	18	18	0
Drug Equipment Violations	3	3	0
Weapon Law Violations	5	5	0
Disorderly Conduct	1	1	0
Driving Under The Influence	31	31	0
Drunkenness	1	1	0
Family Offenses (Nonviolent)	1	1	0
Trespass of Real Property	2	2	0
All Other Offenses	14	14	0
Others	15	15	0

<b>Oak Hill SP</b>	<b>TOTAL</b>	<b>171</b>	<b>170</b>	<b>1</b>
--------------------	--------------	------------	------------	----------

### Turnpike - Fayette

Stolen Property Offenses	1	1	0
Drug/Narcotic Violations	19	19	0
Driving Under The Influence	3	3	0
Drunkenness	1	1	0

<b>Turnpike - Fayette</b>	<b>TOTAL</b>	<b>24</b>	<b>24</b>	<b>0</b>
---------------------------	--------------	-----------	-----------	----------

### WVU Tech-Security

Destruction/Damage/Vandalism of Property	3	3	0
Drug/Narcotic Violations	1	1	0
Trespass of Real Property	1	1	0
All Other Offenses	2	2	0
Others	4	4	0

<b>WVU Tech-Security</b>	<b>TOTAL</b>	<b>11</b>	<b>11</b>	<b>0</b>
--------------------------	--------------	-----------	-----------	----------

<b>Fayette</b>	<b>County</b>	<b>TOTAL</b>	<b>1,229</b>	<b>1,219</b>	<b>10</b>
----------------	---------------	--------------	--------------	--------------	-----------

**Gilmer County**

# ARRESTS (Group "A" and "B") by AGENCY

## 2012

# of ARRESTS	Adult Arrests	Juvenile Arrests
--------------	---------------	------------------

### DNR - 6 - Gilmer

All Other Offenses	10	10	0
<b>DNR - 6 - Gilmer</b>	<b>TOTAL</b>	<b>10</b>	<b>10</b>

### Glenville PD

Forcible Fondling	1	0	1
Simple Assault	8	7	1
Burglary/Breaking & Entering	1	1	0
False Pretenses/Swindle/Confidence Game	2	2	0
Purse-snatching	1	1	0
Shoplifting	2	2	0
Theft From Building	1	1	0
Theft From Motor Vehicle	1	1	0
Drug/Narcotic Violations	8	6	2
Driving Under The Influence	5	5	0
Drunkenness	2	2	0
Liquor Law Violations	10	10	0
All Other Offenses	5	0	5
<b>Glenville PD</b>	<b>TOTAL</b>	<b>47</b>	<b>38</b>

### Glenville SP

Sexual Assault With An Object	2	2	0
Forcible Fondling	5	5	0
Incest	1	1	0
Aggravated Assault	4	4	0
Simple Assault	12	12	0
Intimidation	15	13	2
Counterfeiting/Forgery	2	2	0
Destruction/Damage/Vandalism of Property	2	2	0
False Pretenses/Swindle/Confidence Game	2	2	0
Shoplifting	1	1	0
Motor Vehicle Theft	2	2	0
Drug/Narcotic Violations	30	28	2
Weapon Law Violations	1	1	0
Bad Checks	6	6	0
Driving Under The Influence	6	6	0
Liquor Law Violations	3	2	1
All Other Offenses	9	8	1
Others	5	4	1
<b>Glenville SP</b>	<b>TOTAL</b>	<b>108</b>	<b>101</b>

<b>Gilmer</b>	<b>County</b>	<b>TOTAL</b>	<b>165</b>	<b>149</b>	<b>16</b>
---------------	---------------	--------------	------------	------------	-----------

**Grant County**

# ARRESTS (Group "A" and "B") by AGENCY

2012

# of ARRESTS	Adult Arrests	Juvenile Arrests
--------------	---------------	------------------

## DNR - 2 - Grant

Trespass of Real Property	1	1	0
All Other Offenses	76	73	2
<b>DNR - 2 - Grant</b>	<b>TOTAL</b>	<b>77</b>	<b>74</b>
			<b>2</b>

## Grant Co SO

Forcible Rape	1	1	0
Incest	1	1	0
Statutory Rape	1	1	0
Aggravated Assault	3	3	0
Simple Assault	6	6	0
Intimidation	3	2	1
Burglary/Breaking & Entering	4	4	0
Counterfeiting/Forgery	2	2	0
Destruction/Damage/Vandalism of Property	2	2	0
False Pretenses/Swindle/Confidence Game	2	2	0
Impersonation	2	2	0
Shoplifting	1	1	0
Drug/Narcotic Violations	10	10	0
Weapon Law Violations	4	4	0
Driving Under The Influence	21	21	0
All Other Offenses	13	13	0
Others	1	1	0
<b>Grant Co SO</b>	<b>TOTAL</b>	<b>77</b>	<b>76</b>
			<b>1</b>

# ARRESTS (Group "A" and "B") by AGENCY

2012

# of ARRESTS	Adult Arrests	Juvenile Arrests
--------------	---------------	------------------

## Petersburg SP

Aggravated Assault	5	5	0	
Simple Assault	18	18	0	
Intimidation	8	8	0	
Kidnaping/Abduction	1	1	0	
Burglary/Breaking & Entering	5	5	0	
Destruction/Damage/Vandalism of Property	3	3	0	
False Pretenses/Swindle/Confidence Game	3	3	0	
Motor Vehicle Theft	3	2	1	
Drug/Narcotic Violations	14	14	0	
Weapon Law Violations	1	1	0	
Disorderly Conduct	1	1	0	
Driving Under The Influence	11	10	1	
Drunkenness	1	1	0	
Family Offenses (Nonviolent)	3	3	0	
Liquor Law Violations	5	2	3	
Trespass of Real Property	1	1	0	
All Other Offenses	18	17	1	
Others	3	3	0	
<b>Petersburg SP</b>	<b>TOTAL</b>	<b>104</b>	<b>98</b>	<b>6</b>

## tf Potomac Highland Drug

Drug/Narcotic Violations	2	2	0
<b>tf Potomac Highland Drug &amp; VITOTAL</b>	<b>2</b>	<b>2</b>	<b>0</b>

**Grant County TOTAL 260 250 9**

## Greenbrier County

### DNR - 4 - Greenbrier

Drug/Narcotic Violations	1	1	0
Driving Under The Influence	2	2	0
All Other Offenses	100	98	2

**DNR - 4 - Greenbrier TOTAL 103 101 2**

### Greenbrier Co SO

Simple Assault	9	9	0
Drug/Narcotic Violations	1	1	0
Weapon Law Violations	2	2	0
All Other Offenses	1	1	0

**Greenbrier Co SO TOTAL 13 13 0**



# ARRESTS (Group "A" and "B") by AGENCY

---

## 2012

# of ARRESTS	Adult Arrests	Juvenile Arrests
--------------	---------------	------------------

### Lewisburg PD

Aggravated Assault	7	7	0	
Simple Assault	23	23	0	
Intimidation	2	2	0	
Counterfeiting/Forgery	4	4	0	
Destruction/Damage/Vandalism of Property	4	4	0	
False Pretenses/Swindle/Confidence Game	20	20	0	
Shoplifting	64	63	1	
Theft From Building	8	8	0	
Theft From Motor Vehicle	3	3	0	
Motor Vehicle Theft	1	1	0	
Drug/Narcotic Violations	24	24	0	
Weapon Law Violations	2	2	0	
Disorderly Conduct	14	14	0	
Driving Under The Influence	47	46	1	
Drunkenness	4	4	0	
Liquor Law Violations	15	15	0	
Trespass of Real Property	3	3	0	
All Other Offenses	18	18	0	
Others	3	3	0	
<b>Lewisburg PD</b>	<b>266</b>	<b>264</b>	<b>2</b>	<b>TOTAL</b>

# ARRESTS (Group "A" and "B") by AGENCY

## 2012

# of ARRESTS	Adult Arrests	Juvenile Arrests
--------------	---------------	------------------

### Lewisburg SP

Forcible Rape	1	1	0
Forcible Fondling	1	1	0
Aggravated Assault	10	10	0
Simple Assault	20	20	0
Intimidation	7	7	0
Burglary/Breaking & Entering	5	5	0
Counterfeiting/Forgery	6	6	0
Destruction/Damage/Vandalism of Property	6	6	0
False Pretenses/Swindle/Confidence Game	5	5	0
Shoplifting	26	25	1
Theft From Motor Vehicle	1	1	0
Motor Vehicle Theft	1	1	0
Stolen Property Offenses	1	1	0
Drug/Narcotic Violations	24	24	0
Bad Checks	2	2	0
Disorderly Conduct	2	2	0
Driving Under The Influence	16	15	1
Drunkenness	8	8	0
Family Offenses (Nonviolent)	1	1	0
Liquor Law Violations	2	1	1
Runaway	1	0	1
Trespass of Real Property	1	1	0
All Other Offenses	30	29	1
Others	6	5	1

<b>Lewisburg SP</b>	<b>TOTAL</b>	<b>183</b>	<b>177</b>	<b>6</b>
---------------------	--------------	------------	------------	----------

### Rainelle PD

False Pretenses/Swindle/Confidence Game	1	1	0
Shoplifting	1	1	0
Theft From Building	1	1	0
Liquor Law Violations	1	1	0
All Other Offenses	1	1	0

<b>Rainelle PD</b>	<b>TOTAL</b>	<b>5</b>	<b>5</b>	<b>0</b>
--------------------	--------------	----------	----------	----------

# ARRESTS (Group "A" and "B") by AGENCY

2012

# of ARRESTS	Adult Arrests	Juvenile Arrests
--------------	---------------	------------------

## Rainelle SP

Murder and Nonnegligent Manslaughter	1	1	0
Statutory Rape	1	1	0
Aggravated Assault	2	2	0
Simple Assault	10	9	1
Intimidation	2	2	0
Arson	4	4	0
Burglary/Breaking & Entering	6	6	0
Counterfeiting/Forgery	4	4	0
Destruction/Damage/Vandalism of Property	1	1	0
False Pretenses/Swindle/Confidence Game	1	1	0
Shoplifting	4	4	0
Motor Vehicle Theft	1	1	0
Drug/Narcotic Violations	20	20	0
Drug Equipment Violations	3	3	0
Weapon Law Violations	2	2	0
Driving Under The Influence	16	16	0
Drunkenness	1	1	0
All Other Offenses	3	3	0
Others	6	5	1

**Rainelle SP TOTAL 88 86 2**

## Ronceverte PD

Simple Assault	4	4	0
Intimidation	1	1	0
Burglary/Breaking & Entering	1	1	0
Drug/Narcotic Violations	1	0	1
Disorderly Conduct	1	1	0
Driving Under The Influence	9	9	0
All Other Offenses	16	16	0

**Ronceverte PD TOTAL 33 32 1**

## White Sulphur Springs PI

Simple Assault	4	4	0
Burglary/Breaking & Entering	1	1	0
False Pretenses/Swindle/Confidence Game	2	2	0
Disorderly Conduct	1	1	0
Driving Under The Influence	54	53	1
All Other Offenses	2	2	0

**White Sulphur Springs PD TOTAL 64 63 1**

**Greenbrier County TOTAL 755 741 14**

## Hampshire County

# ARRESTS (Group "A" and "B") by AGENCY

2012

# of ARRESTS	Adult Arrests	Juvenile Arrests
--------------	---------------	------------------

## DNR - 2 - Hampshire

Drug/Narcotic Violations	1	1	0
Weapon Law Violations	2	2	0
Trespass of Real Property	3	2	1
All Other Offenses	160	146	13

**DNR - 2 - Hampshire**                      **TOTAL**                      **166**                      **151**                      **14**

## Hampshire Co SO

Forcible Rape	1	1	0
Sexual Assault With An Object	1	1	0
Forcible Fondling	1	0	1
Aggravated Assault	72	72	0
Simple Assault	16	16	0
Intimidation	27	27	0
Arson	1	1	0
Burglary/Breaking & Entering	13	13	0
Counterfeiting/Forgery	8	8	0
Destruction/Damage/Vandalism of Property	4	4	0
False Pretenses/Swindle/Confidence Game	6	6	0
Theft From Building	4	4	0
Motor Vehicle Theft	2	2	0
Stolen Property Offenses	4	4	0
Drug/Narcotic Violations	25	25	0
Drug Equipment Violations	2	2	0
Pornography/Obscene Material	2	2	0
Weapon Law Violations	3	3	0
Bad Checks	1	1	0
Disorderly Conduct	3	3	0
Driving Under The Influence	19	19	0
Liquor Law Violations	1	1	0
Trespass of Real Property	1	1	0
All Other Offenses	36	36	0
Others	7	7	0

**Hampshire Co SO**                      **TOTAL**                      **260**                      **259**                      **1**

## Romney PD

Aggravated Assault	1	1	0
Intimidation	1	1	0
Burglary/Breaking & Entering	3	3	0
Driving Under The Influence	2	2	0
All Other Offenses	4	4	0

**Romney PD**                      **TOTAL**                      **11**                      **11**                      **0**

# ARRESTS (Group "A" and "B") by AGENCY

## 2012

# of ARRESTS	Adult Arrests	Juvenile Arrests
--------------	---------------	------------------

### Romney SP

Forcible Rape	1	1	0
Statutory Rape	2	2	0
Aggravated Assault	14	14	0
Simple Assault	61	61	0
Intimidation	21	21	0
Robbery	3	3	0
Burglary/Breaking & Entering	4	4	0
Counterfeiting/Forgery	3	3	0
Destruction/Damage/Vandalism of Property	10	10	0
False Pretenses/Swindle/Confidence Game	6	6	0
Shoplifting	14	14	0
Motor Vehicle Theft	1	1	0
Stolen Property Offenses	4	4	0
Drug/Narcotic Violations	32	32	0
Drug Equipment Violations	11	11	0
Disorderly Conduct	1	1	0
Driving Under The Influence	42	42	0
Drunkenness	11	11	0
Family Offenses (Nonviolent)	5	5	0
Liquor Law Violations	5	5	0
Trespass of Real Property	3	3	0
All Other Offenses	48	48	0
Others	7	7	0

<b>Romney SP</b>	<b>TOTAL</b>	<b>309</b>	<b>309</b>	<b>0</b>
<b>Hampshire County</b>	<b>TOTAL</b>	<b>746</b>	<b>730</b>	<b>15</b>

### **Hancock County**

#### DNR - 1 - Hancock

All Other Offenses	25	23	2
--------------------	----	----	---

<b>DNR - 1 - Hancock</b>	<b>TOTAL</b>	<b>25</b>	<b>23</b>	<b>2</b>
--------------------------	--------------	-----------	-----------	----------

# ARRESTS (Group "A" and "B") by AGENCY

## 2012

# of ARRESTS	Adult Arrests	Juvenile Arrests
--------------	---------------	------------------

<b>Hancock Co SO</b>				
Aggravated Assault	1	1	0	
Simple Assault	11	11	0	
Burglary/Breaking & Entering	2	2	0	
Stolen Property Offenses	1	1	0	
Drug/Narcotic Violations	2	2	0	
Disorderly Conduct	2	2	0	
Driving Under The Influence	30	29	1	
Drunkenness	1	1	0	
Trespass of Real Property	2	2	0	
All Other Offenses	13	13	0	
<b>Hancock Co SO</b>				
<b>TOTAL</b>	<b>65</b>	<b>64</b>	<b>1</b>	
<b>New Cumberland PD</b>				
Driving Under The Influence	4	4	0	
<b>New Cumberland PD</b>				
<b>TOTAL</b>	<b>4</b>	<b>4</b>	<b>0</b>	
<b>New Cumberland SP</b>				
Forcible Rape	1	1	0	
Forcible Fondling	2	2	0	
Simple Assault	1	1	0	
Intimidation	2	2	0	
Counterfeiting/Forgery	1	1	0	
Drug/Narcotic Violations	1	1	0	
Driving Under The Influence	89	89	0	
Family Offenses (Nonviolent)	3	3	0	
All Other Offenses	10	10	0	
<b>New Cumberland SP</b>				
<b>TOTAL</b>	<b>110</b>	<b>110</b>	<b>0</b>	
<b>tf Hancock-Brooke Drug</b>				
Drug/Narcotic Violations	1	1	0	
<b>tf Hancock-Brooke Drug</b>				
<b>TOTAL</b>	<b>1</b>	<b>1</b>	<b>0</b>	

# ARRESTS (Group "A" and "B") by AGENCY

## 2012

# of ARRESTS	Adult Arrests	Juvenile Arrests
--------------	---------------	------------------

### Weirton PD

Aggravated Assault	8	6	2		
Simple Assault	67	55	12		
Intimidation	1	1	0		
Robbery	1	1	0		
Burglary/Breaking & Entering	11	11	0		
Counterfeiting/Forgery	5	5	0		
Destruction/Damage/Vandalism of Property	8	8	0		
Credit Card/Automatic Teller Fraud	2	2	0		
Shoplifting	121	109	12		
Stolen Property Offenses	7	6	1		
Drug/Narcotic Violations	31	28	3		
Drug Equipment Violations	1	1	0		
Pornography/Obscene Material	1	1	0		
Weapon Law Violations	9	6	3		
Bad Checks	2	2	0		
Disorderly Conduct	56	55	1		
Driving Under The Influence	61	61	0		
Drunkenness	43	43	0		
Family Offenses (Nonviolent)	2	1	1		
Liquor Law Violations	28	25	3		
Runaway	1	0	1		
Trespass of Real Property	16	15	1		
All Other Offenses	163	146	17		
Others	9	9	0		
<b>Weirton PD</b>	<b>TOTAL</b>	<b>654</b>	<b>597</b>	<b>57</b>	
<b>Hancock</b>	<b>County</b>	<b>TOTAL</b>	<b>859</b>	<b>799</b>	<b>60</b>

### Hardy County

#### DNR - 2 - Hardy

Counterfeiting/Forgery	1	1	0	
Weapon Law Violations	2	2	0	
All Other Offenses	96	93	3	
<b>DNR - 2 - Hardy</b>	<b>TOTAL</b>	<b>99</b>	<b>96</b>	<b>3</b>

# ARRESTS (Group "A" and "B") by AGENCY

## 2012

# of ARRESTS	Adult Arrests	Juvenile Arrests
--------------	---------------	------------------

### Hardy Co SO

Forcible Sodomy	1	1	0
Forcible Fondling	1	1	0
Aggravated Assault	1	1	0
Simple Assault	7	7	0
Intimidation	1	1	0
Burglary/Breaking & Entering	7	7	0
False Pretenses/Swindle/Confidence Game	1	1	0
Shoplifting	1	1	0
Motor Vehicle Theft	2	2	0
Stolen Property Offenses	2	2	0
Drug/Narcotic Violations	10	10	0
Drug Equipment Violations	2	2	0
Weapon Law Violations	4	4	0
Driving Under The Influence	17	17	0
All Other Offenses	6	6	0
Others	2	2	0

<b>Hardy Co SO</b>	<b>TOTAL</b>	<b>65</b>	<b>65</b>	<b>0</b>
--------------------	--------------	-----------	-----------	----------

### Moorefield PD

Forcible Fondling	1	1	0
Aggravated Assault	10	10	0
Simple Assault	3	3	0
Intimidation	4	4	0
Burglary/Breaking & Entering	2	2	0
Counterfeiting/Forgery	4	4	0
Destruction/Damage/Vandalism of Property	8	8	0
False Pretenses/Swindle/Confidence Game	2	2	0
Credit Card/Automatic Teller Fraud	1	1	0
Impersonation	1	1	0
Shoplifting	4	4	0
Theft From Building	1	1	0
Motor Vehicle Theft	1	1	0
Drug/Narcotic Violations	27	26	1
Drug Equipment Violations	1	1	0
Driving Under The Influence	10	10	0
Trespass of Real Property	1	1	0
All Other Offenses	17	17	0
Others	3	3	0

<b>Moorefield PD</b>	<b>TOTAL</b>	<b>101</b>	<b>100</b>	<b>1</b>
----------------------	--------------	------------	------------	----------



# ARRESTS (Group "A" and "B") by AGENCY

## 2012

# of ARRESTS	Adult Arrests	Juvenile Arrests
--------------	---------------	------------------

### Moorefield SP

Forcible Rape	2	2	0
Sexual Assault With An Object	1	1	0
Forcible Fondling	5	5	0
Aggravated Assault	8	8	0
Simple Assault	25	25	0
Intimidation	11	11	0
Burglary/Breaking & Entering	3	3	0
Counterfeiting/Forgery	1	1	0
Destruction/Damage/Vandalism of Property	2	1	1
Shoplifting	1	1	0
Theft From Building	1	1	0
Motor Vehicle Theft	2	2	0
Drug/Narcotic Violations	19	19	0
Drug Equipment Violations	3	3	0
Weapon Law Violations	2	2	0
Driving Under The Influence	17	17	0
Family Offenses (Nonviolent)	3	3	0
Liquor Law Violations	12	7	5
All Other Offenses	26	26	0
Others	3	3	0
<b>Moorefield SP</b>	<b>TOTAL</b>	<b>147</b>	<b>141</b>
<b>Hardy</b>	<b>County</b>	<b>TOTAL</b>	<b>412</b>
			<b>402</b>
			<b>10</b>

### Harrison County

# ARRESTS (Group "A" and "B") by AGENCY

## 2012

# of ARRESTS	Adult Arrests	Juvenile Arrests
--------------	---------------	------------------

### Bridgeport PD

Aggravated Assault	2	2	0
Simple Assault	46	39	7
Intimidation	4	2	2
Robbery	1	1	0
Burglary/Breaking & Entering	1	1	0
Counterfeiting/Forgery	3	3	0
Destruction/Damage/Vandalism of Property	1	1	0
False Pretenses/Swindle/Confidence Game	5	5	0
Credit Card/Automatic Teller Fraud	3	3	0
Shoplifting	135	116	19
Theft From Building	1	1	0
Theft From Coin Operated Machine or Device	1	1	0
Theft From Motor Vehicle	2	2	0
Drug/Narcotic Violations	31	27	4
Drug Equipment Violations	1	1	0
Pornography/Obscene Material	5	5	0
Curfew/Loitering/Vagrancy Violations	1	1	0
Disorderly Conduct	6	6	0
Driving Under The Influence	31	30	1
Drunkenness	3	3	0
Liquor Law Violations	7	7	0
Trespass of Real Property	1	1	0
All Other Offenses	118	117	1
Others	11	10	1
<b>Bridgeport PD</b>	<b>420</b>	<b>385</b>	<b>35</b>
<b>TOTAL</b>	<b>420</b>	<b>385</b>	<b>35</b>

# ARRESTS (Group "A" and "B") by AGENCY

## 2012

# of ARRESTS	Adult Arrests	Juvenile Arrests
--------------	---------------	------------------

### Bridgeport SP

Sexual Assault With An Object	1	1	0	
Statutory Rape	1	1	0	
Aggravated Assault	4	3	1	
Simple Assault	<b>65</b>	<b>62</b>	<b>3</b>	
Intimidation	7	7	0	
Kidnaping/Abduction	1	1	0	
Burglary/Breaking & Entering	7	7	0	
Counterfeiting/Forgery	4	3	1	
Destruction/Damage/Vandalism of Property	<b>15</b>	<b>13</b>	<b>2</b>	
Shoplifting	9	9	0	
Theft From Motor Vehicle	2	0	2	
Motor Vehicle Theft	2	2	0	
Stolen Property Offenses	4	4	0	
Drug/Narcotic Violations	<b>37</b>	<b>37</b>	<b>0</b>	
Weapon Law Violations	1	1	0	
Bad Checks	2	2	0	
Driving Under The Influence	<b>33</b>	<b>33</b>	<b>0</b>	
Drunkenness	1	1	0	
Family Offenses (Nonviolent)	3	3	0	
Runaway	1	0	1	
Trespass of Real Property	2	2	0	
All Other Offenses	<b>28</b>	<b>27</b>	<b>1</b>	
Others	19	19	0	
<b>Bridgeport SP</b>	<b>TOTAL</b>	<b>249</b>	<b>238</b>	<b>11</b>

# ARRESTS (Group "A" and "B") by AGENCY

## 2012

# of ARRESTS	Adult Arrests	Juvenile Arrests
--------------	---------------	------------------

### Clarksburg PD

Murder and Nonnegligent Manslaughter	3	3	0
Sexual Assault With An Object	1	1	0
Forcible Fondling	4	4	0
Aggravated Assault	46	46	0
Simple Assault	173	169	4
Intimidation	1	1	0
Kidnaping/Abduction	3	3	0
Robbery	2	2	0
Burglary/Breaking & Entering	6	6	0
Counterfeiting/Forgery	4	4	0
Destruction/Damage/Vandalism of Property	13	13	0
False Pretenses/Swindle/Confidence Game	6	6	0
Credit Card/Automatic Teller Fraud	4	4	0
Shoplifting	111	110	1
Theft From Motor Vehicle	4	4	0
Motor Vehicle Theft	4	4	0
Stolen Property Offenses	1	1	0
Drug/Narcotic Violations	46	46	0
Assisting or Promoting Prostitution	1	1	0
Weapon Law Violations	2	2	0
Disorderly Conduct	10	10	0
Driving Under The Influence	125	125	0
Drunkenness	2	2	0
Family Offenses (Nonviolent)	2	2	0
Liquor Law Violations	2	2	0
Trespass of Real Property	3	3	0
All Other Offenses	238	237	1
Others	35	35	0

<b>Clarksburg PD</b>	<b>TOTAL</b>	<b>852</b>	<b>846</b>	<b>6</b>
----------------------	--------------	------------	------------	----------

### DNR - 1 - Harrison

Drug/Narcotic Violations	4	4	0
Weapon Law Violations	1	1	0
Driving Under The Influence	1	1	0
All Other Offenses	88	82	3

<b>DNR - 1 - Harrison</b>	<b>TOTAL</b>	<b>94</b>	<b>88</b>	<b>3</b>
---------------------------	--------------	-----------	-----------	----------

# ARRESTS (Group "A" and "B") by AGENCY

## 2012

# of ARRESTS	Adult Arrests	Juvenile Arrests
--------------	---------------	------------------

### Harrison Co SO

Forcible Sodomy	1	1	0
Sexual Assault With An Object	2	2	0
Aggravated Assault	26	25	1
Simple Assault	69	67	2
Intimidation	2	2	0
Arson	2	2	0
Burglary/Breaking & Entering	7	7	0
Counterfeiting/Forgery	6	6	0
Destruction/Damage/Vandalism of Property	6	6	0
False Pretenses/Swindle/Confidence Game	5	5	0
Shoplifting	4	4	0
Theft From Motor Vehicle	2	2	0
Motor Vehicle Theft	2	2	0
Drug/Narcotic Violations	69	69	0
Weapon Law Violations	2	2	0
Bad Checks	23	23	0
Disorderly Conduct	4	4	0
Driving Under The Influence	180	180	0
Drunkenness	1	1	0
Family Offenses (Nonviolent)	3	3	0
Trespass of Real Property	3	3	0
All Other Offenses	492	492	0
Others	39	38	1

<b>Harrison Co SO</b>	<b>TOTAL</b>	<b>950</b>	<b>946</b>	<b>4</b>
-----------------------	--------------	------------	------------	----------

### Lumberport PD

Simple Assault	2	2	0
Drug/Narcotic Violations	2	2	0
Driving Under The Influence	1	1	0
All Other Offenses	4	4	0
Others	1	1	0

<b>Lumberport PD</b>	<b>TOTAL</b>	<b>10</b>	<b>10</b>	<b>0</b>
----------------------	--------------	-----------	-----------	----------

### Nutter Fort PD

Aggravated Assault	1	1	0
Shoplifting	1	1	0
Drug/Narcotic Violations	1	1	0
Driving Under The Influence	8	8	0
Liquor Law Violations	1	1	0
All Other Offenses	14	14	0
Others	1	1	0

<b>Nutter Fort PD</b>	<b>TOTAL</b>	<b>27</b>	<b>27</b>	<b>0</b>
-----------------------	--------------	-----------	-----------	----------

# ARRESTS (Group "A" and "B") by AGENCY

## 2012

# of ARRESTS	Adult Arrests	Juvenile Arrests
--------------	---------------	------------------

### Shinnston PD

Aggravated Assault	4	4	0
Simple Assault	8	8	0
Destruction/Damage/Vandalism of Property	1	1	0
Shoplifting	3	2	1
Drug/Narcotic Violations	21	21	0
Weapon Law Violations	1	1	0
Disorderly Conduct	1	1	0
Driving Under The Influence	4	4	0
Drunkenness	7	6	1
Liquor Law Violations	2	2	0
All Other Offenses	47	47	0
Others	11	11	0
<b>Shinnston PD</b>	<b>TOTAL</b>	<b>110</b>	<b>108</b>
<b>Harrison County</b>	<b>TOTAL</b>	<b>2,712</b>	<b>2,648</b>

### Jackson County

#### DNR - 6 - Jackson

Drug/Narcotic Violations	6	6	0
Weapon Law Violations	1	1	0
Driving Under The Influence	1	1	0
Liquor Law Violations	4	3	1
All Other Offenses	66	63	2
<b>DNR - 6 - Jackson</b>	<b>TOTAL</b>	<b>78</b>	<b>74</b>

#### Jackson Co SO

Aggravated Assault	1	1	0
Simple Assault	43	41	2
Intimidation	2	2	0
Arson	1	1	0
Stolen Property Offenses	1	1	0
Disorderly Conduct	1	1	0
Liquor Law Violations	1	0	1
All Other Offenses	3	3	0
<b>Jackson Co SO</b>	<b>TOTAL</b>	<b>53</b>	<b>50</b>

# ARRESTS (Group "A" and "B") by AGENCY

---

## 2012

# of ARRESTS	Adult Arrests	Juvenile Arrests
--------------	---------------	------------------

### Ravenswood PD

Aggravated Assault	3	2	1
Simple Assault	13	13	0
Intimidation	1	1	0
Destruction/Damage/Vandalism of Property	2	2	0
Motor Vehicle Theft	1	1	0
Drug/Narcotic Violations	3	2	1
Disorderly Conduct	1	1	0
Driving Under The Influence	10	10	0
All Other Offenses	3	3	0

<b>Ravenswood PD</b>	<b>TOTAL</b>	<b>37</b>	<b>35</b>	<b>2</b>
----------------------	--------------	-----------	-----------	----------

### Ripley PD

Forcible Fondling	1	1	0
Simple Assault	9	9	0
Intimidation	1	1	0
Counterfeiting/Forgery	1	1	0
False Pretenses/Swindle/Confidence Game	1	1	0
Driving Under The Influence	19	19	0
Drunkenness	2	2	0
All Other Offenses	6	5	1
Others	1	1	0

<b>Ripley PD</b>	<b>TOTAL</b>	<b>41</b>	<b>40</b>	<b>1</b>
------------------	--------------	-----------	-----------	----------

# ARRESTS (Group "A" and "B") by AGENCY

## 2012

# of ARRESTS	Adult Arrests	Juvenile Arrests
--------------	---------------	------------------

### Ripley SP

Forcible Sodomy	2	2	0
Forcible Fondling	2	2	0
Aggravated Assault	3	3	0
Simple Assault	20	20	0
Intimidation	13	13	0
Burglary/Breaking & Entering	4	4	0
Counterfeiting/Forgery	2	2	0
Destruction/Damage/Vandalism of Property	4	4	0
False Pretenses/Swindle/Confidence Game	3	3	0
Shoplifting	1	1	0
Theft of Motor Vehicle Parts/Accessories	1	1	0
Stolen Property Offenses	1	1	0
Drug/Narcotic Violations	34	34	0
Pornography/Obscene Material	1	1	0
Weapon Law Violations	1	1	0
Disorderly Conduct	1	1	0
Driving Under The Influence	22	22	0
Drunkenness	1	1	0
Family Offenses (Nonviolent)	2	2	0
Liquor Law Violations	7	7	0
Trespass of Real Property	1	1	0
All Other Offenses	12	12	0
Others	3	3	0
<b>Ripley SP</b>	<b>TOTAL</b>	<b>141</b>	<b>141</b>
<b>Jackson</b>	<b>County</b>	<b>TOTAL</b>	<b>350</b>
			<b>340</b>
			<b>9</b>

### Jefferson County

#### Charles Town PD

Aggravated Assault	1	0	1
Simple Assault	9	9	0
Intimidation	1	1	0
Burglary/Breaking & Entering	2	2	0
Drug/Narcotic Violations	4	4	0
Disorderly Conduct	2	2	0
Driving Under The Influence	46	46	0
Drunkenness	2	2	0
All Other Offenses	28	28	0
Others	2	2	0
<b>Charles Town PD</b>	<b>TOTAL</b>	<b>97</b>	<b>96</b>
			<b>1</b>



# ARRESTS (Group "A" and "B") by AGENCY

## 2012

# of ARRESTS	Adult Arrests	Juvenile Arrests
--------------	---------------	------------------

### DNR - 2 - Jefferson

Weapon Law Violations	2	2	0
All Other Offenses	210	202	8

<b>DNR - 2 - Jefferson</b>	<b>TOTAL</b>	<b>212</b>	<b>204</b>	<b>8</b>
----------------------------	--------------	------------	------------	----------

### Harpers Ferry PD

Aggravated Assault	2	2	0
Simple Assault	2	2	0
Robbery	1	0	1
Burglary/Breaking & Entering	1	1	0
Drug/Narcotic Violations	4	4	0
Driving Under The Influence	7	7	0
Drunkenness	2	2	0
Liquor Law Violations	2	2	0
All Other Offenses	8	7	1

<b>Harpers Ferry PD</b>	<b>TOTAL</b>	<b>29</b>	<b>27</b>	<b>2</b>
-------------------------	--------------	-----------	-----------	----------

### Jefferson Co SO

Aggravated Assault	2	2	0
Simple Assault	33	33	0
Destruction/Damage/Vandalism of Property	1	1	0
Shoplifting	1	1	0
Drug/Narcotic Violations	6	6	0
Weapon Law Violations	3	3	0
Disorderly Conduct	2	2	0
Driving Under The Influence	111	110	1
Drunkenness	4	4	0
Liquor Law Violations	1	1	0
Trespass of Real Property	2	2	0
All Other Offenses	46	46	0
Others	3	3	0

<b>Jefferson Co SO</b>	<b>TOTAL</b>	<b>215</b>	<b>214</b>	<b>1</b>
------------------------	--------------	------------	------------	----------

# ARRESTS (Group "A" and "B") by AGENCY

## 2012

# of ARRESTS	Adult Arrests	Juvenile Arrests
--------------	---------------	------------------

### Kearneysville SP

Forcible Rape	2	2	0
Sexual Assault With An Object	4	4	0
Forcible Fondling	1	1	0
Aggravated Assault	16	15	1
Simple Assault	65	62	3
Intimidation	30	25	5
Robbery	8	7	1
Burglary/Breaking & Entering	18	17	1
Counterfeiting/Forgery	2	2	0
Destruction/Damage/Vandalism of Property	9	9	0
Shoplifting	68	66	2
Theft From Building	9	8	1
Theft of Motor Vehicle Parts/Accessories	2	2	0
Motor Vehicle Theft	4	4	0
Stolen Property Offenses	1	1	0
Drug/Narcotic Violations	81	79	2
Prostitution	1	1	0
Weapon Law Violations	9	8	1
Disorderly Conduct	5	5	0
Driving Under The Influence	194	192	2
Drunkenness	4	4	0
Liquor Law Violations	11	9	2
Trespass of Real Property	6	6	0
All Other Offenses	42	41	1
Others	8	8	0

<b>Kearneysville SP</b>	<b>TOTAL</b>	<b>600</b>	<b>578</b>	<b>22</b>
-------------------------	--------------	------------	------------	-----------

### Shepherd University

Drug/Narcotic Violations	10	10	0
Disorderly Conduct	5	5	0
Driving Under The Influence	3	3	0
Drunkenness	2	2	0
Liquor Law Violations	8	8	0
All Other Offenses	3	3	0

<b>Shepherd University</b>	<b>TOTAL</b>	<b>31</b>	<b>31</b>	<b>0</b>
----------------------------	--------------	-----------	-----------	----------

# ARRESTS (Group "A" and "B") by AGENCY

## 2012

# of ARRESTS	Adult Arrests	Juvenile Arrests
--------------	---------------	------------------

### Shepherdstown PD

Simple Assault	6	6	0
Robbery	1	1	0
Burglary/Breaking & Entering	1	1	0
Counterfeiting/Forgery	2	2	0
Destruction/Damage/Vandalism of Property	3	3	0
Drug/Narcotic Violations	1	1	0
Disorderly Conduct	3	3	0
Driving Under The Influence	6	6	0
All Other Offenses	18	18	0
Others	1	1	0
<b>Shepherdstown PD</b>	<b>42</b>	<b>42</b>	<b>0</b>
<b>Jefferson County</b>	<b>1,226</b>	<b>1,192</b>	<b>34</b>

### KANAWHA County

#### BCI - SO Charleston

False Pretenses/Swindle/Confidence Game	1	1	0
Theft From Building	1	1	0
Trespass of Real Property	3	3	0
<b>BCI - SO Charleston</b>	<b>5</b>	<b>5</b>	<b>0</b>

#### Cedar Grove PD

Aggravated Assault	2	2	0
Simple Assault	7	7	0
Intimidation	1	1	0
Destruction/Damage/Vandalism of Property	1	1	0
False Pretenses/Swindle/Confidence Game	1	1	0
Drug/Narcotic Violations	1	1	0
Disorderly Conduct	5	5	0
Driving Under The Influence	4	4	0
All Other Offenses	3	3	0
Others	3	3	0
<b>Cedar Grove PD</b>	<b>28</b>	<b>28</b>	<b>0</b>

# ARRESTS (Group "A" and "B") by AGENCY

## 2012

# of ARRESTS	Adult Arrests	Juvenile Arrests
--------------	---------------	------------------

### Charleston PD

Murder and Nonnegligent Manslaughter	1	1	0
Forcible Rape	1	1	0
Forcible Sodomy	1	1	0
Sexual Assault With An Object	2	2	0
Forcible Fondling	1	1	0
Aggravated Assault	122	121	1
Simple Assault	538	517	21
Intimidation	105	100	5
Kidnaping/Abduction	3	3	0
Robbery	29	25	4
Arson	4	4	0
Burglary/Breaking & Entering	39	37	2
Counterfeiting/Forgery	19	19	0
Destruction/Damage/Vandalism of Property	40	39	1
False Pretenses/Swindle/Confidence Game	14	14	0
Credit Card/Automatic Teller Fraud	10	9	1
Impersonation	1	1	0
Shoplifting	869	836	33
Theft From Motor Vehicle	12	10	2
Theft of Motor Vehicle Parts/Accessories	4	4	0
Motor Vehicle Theft	8	8	0
Stolen Property Offenses	26	25	1
Drug/Narcotic Violations	797	766	31
Drug Equipment Violations	21	21	0
Assisting or Promoting Prostitution	11	11	0
Weapon Law Violations	16	14	2
Bad Checks	3	3	0
Curfew/Loitering/Vagrancy Violations	1	0	1
Disorderly Conduct	30	29	1
Driving Under The Influence	472	471	1
Drunkenness	927	927	0
Family Offenses (Nonviolent)	1	1	0
Liquor Law Violations	9	7	2
Trespass of Real Property	35	35	0
All Other Offenses	2,485	2,459	26
Others	69	67	2

**Charleston PD** **TOTAL** **6,726** **6,589** **137**

### DNR - 5 - Kanawha

Trespass of Real Property	1	1	0
All Other Offenses	138	130	8

**DNR - 5 - Kanawha** **TOTAL** **139** **131** **8**

# ARRESTS (Group "A" and "B") by AGENCY

## 2012

# of ARRESTS	Adult Arrests	Juvenile Arrests
--------------	---------------	------------------

### Dunbar PD

Murder and Nonnegligent Manslaughter	1	1	0
Aggravated Assault	11	11	0
Simple Assault	44	42	2
Kidnaping/Abduction	2	2	0
Burglary/Breaking & Entering	7	7	0
Counterfeiting/Forgery	2	2	0
Destruction/Damage/Vandalism of Property	5	5	0
Shoplifting	3	3	0
Theft From Motor Vehicle	1	1	0
Motor Vehicle Theft	2	2	0
Stolen Property Offenses	1	1	0
Drug/Narcotic Violations	46	45	1
Drug Equipment Violations	2	2	0
Weapon Law Violations	1	1	0
Disorderly Conduct	1	1	0
Driving Under The Influence	5	5	0
Drunkenness	1	1	0
All Other Offenses	32	32	0
Others	2	2	0

<b>Dunbar PD</b>	<b>TOTAL</b>	<b>169</b>	<b>166</b>	<b>3</b>
------------------	--------------	------------	------------	----------

### FIRE MARSHAL - Kanawh

Arson	4	1	3
-------	---	---	---

<b>FIRE MARSHAL - Kanawha</b>	<b>TOTAL</b>	<b>4</b>	<b>1</b>	<b>3</b>
-------------------------------	--------------	----------	----------	----------

### Glasgow PD

Aggravated Assault	2	2	0
Simple Assault	1	1	0
Intimidation	1	1	0
Burglary/Breaking & Entering	1	1	0
Drug/Narcotic Violations	1	1	0
All Other Offenses	2	2	0
Others	1	1	0

<b>Glasgow PD</b>	<b>TOTAL</b>	<b>9</b>	<b>9</b>	<b>0</b>
-------------------	--------------	----------	----------	----------

### ICAC Unit

Forcible Rape	1	1	0
Pornography/Obscene Material	1	1	0
All Other Offenses	1	1	0

<b>ICAC Unit</b>	<b>TOTAL</b>	<b>3</b>	<b>3</b>	<b>0</b>
------------------	--------------	----------	----------	----------

# ARRESTS (Group "A" and "B") by AGENCY

## 2012

# of ARRESTS	Adult Arrests	Juvenile Arrests
--------------	---------------	------------------

### **Kanawha Co SO**

	# of ARRESTS	Adult Arrests	Juvenile Arrests
Murder and Nonnegligent Manslaughter	5	5	0
Sexual Assault With An Object	1	1	0
Forcible Fondling	10	7	3
Statutory Rape	1	1	0
Aggravated Assault	89	82	7
Simple Assault	526	500	26
Intimidation	20	19	1
Kidnaping/Abduction	4	4	0
Robbery	12	11	1
Arson	2	2	0
Burglary/Breaking & Entering	43	41	2
Counterfeiting/Forgery	9	9	0
Destruction/Damage/Vandalism of Property	25	25	0
False Pretenses/Swindle/Confidence Game	7	7	0
Credit Card/Automatic Teller Fraud	4	4	0
Shoplifting	64	61	3
Theft From Building	3	3	0
Theft From Motor Vehicle	16	16	0
Motor Vehicle Theft	5	5	0
Stolen Property Offenses	33	31	2
Drug/Narcotic Violations	211	203	8
Drug Equipment Violations	11	11	0
Prostitution	1	1	0
Assisting or Promoting Prostitution	1	1	0
Pornography/Obscene Material	3	2	1
Weapon Law Violations	23	21	2
Bad Checks	2	2	0
Curfew/Loitering/Vagrancy Violations	1	1	0
Disorderly Conduct	10	6	4
Driving Under The Influence	218	216	2
Drunkenness	192	192	0
Liquor Law Violations	20	12	8
Runaway	1	0	1
Trespass of Real Property	20	20	0
All Other Offenses	866	825	41
Others	52	50	2
<b>Kanawha Co SO</b>	<b>TOTAL</b>	<b>2,511</b>	<b>2,397</b>
		<b>114</b>	

# ARRESTS (Group "A" and "B") by AGENCY

## 2012

# of ARRESTS	Adult Arrests	Juvenile Arrests
--------------	---------------	------------------

### Marmet PD

Simple Assault	1	1	0
Burglary/Breaking & Entering	1	1	0
Shoplifting	1	1	0
Drug/Narcotic Violations	1	1	0
Weapon Law Violations	1	1	0
All Other Offenses	5	5	0
Others	2	2	0

<b>Marmet PD</b>	<b>TOTAL</b>	<b>12</b>	<b>12</b>	<b>0</b>
------------------	--------------	-----------	-----------	----------

### Nitro PD

Aggravated Assault	2	2	0
Simple Assault	24	24	0
Robbery	1	1	0
Burglary/Breaking & Entering	2	2	0
Counterfeiting/Forgery	2	2	0
Destruction/Damage/Vandalism of Property	3	3	0
Shoplifting	107	107	0
Motor Vehicle Theft	2	2	0
Stolen Property Offenses	1	1	0
Drug/Narcotic Violations	73	72	1
Pornography/Obscene Material	1	1	0
Weapon Law Violations	3	3	0
Curfew/Loitering/Vagrancy Violations	2	0	2
Disorderly Conduct	12	12	0
Driving Under The Influence	44	44	0
Drunkenness	35	35	0
Liquor Law Violations	4	4	0
Trespass of Real Property	4	4	0
All Other Offenses	55	54	1
Others	1	1	0

<b>Nitro PD</b>	<b>TOTAL</b>	<b>378</b>	<b>374</b>	<b>4</b>
-----------------	--------------	------------	------------	----------

# ARRESTS (Group "A" and "B") by AGENCY

2012

# of ARRESTS	Adult Arrests	Juvenile Arrests
--------------	---------------	------------------

## Quincy SP

Forcible Fondling	1	1	0
Aggravated Assault	9	9	0
Simple Assault	38	38	0
Intimidation	47	47	0
Kidnaping/Abduction	2	2	0
Robbery	1	1	0
Burglary/Breaking & Entering	12	12	0
Counterfeiting/Forgery	6	6	0
Destruction/Damage/Vandalism of Property	4	3	1
False Pretenses/Swindle/Confidence Game	8	8	0
Credit Card/Automatic Teller Fraud	1	1	0
Shoplifting	43	42	1
Theft From Building	2	2	0
Theft From Motor Vehicle	2	2	0
Theft of Motor Vehicle Parts/Accessories	1	1	0
Motor Vehicle Theft	3	3	0
Stolen Property Offenses	2	2	0
Drug/Narcotic Violations	145	144	1
Drug Equipment Violations	5	5	0
Weapon Law Violations	5	5	0
Disorderly Conduct	6	6	0
Driving Under The Influence	94	93	1
Drunkenness	10	9	1
Liquor Law Violations	9	9	0
Trespass of Real Property	1	1	0
All Other Offenses	24	24	0
Others	57	57	0
<b>Quincy SP</b>	<b>TOTAL</b>	<b>538</b>	<b>533</b>
			<b>5</b>



# ARRESTS (Group "A" and "B") by AGENCY

## 2012

# of ARRESTS	Adult Arrests	Juvenile Arrests
--------------	---------------	------------------

### So Charleston SP

Forcible Rape	1	1	0	
Forcible Fondling	1	1	0	
Aggravated Assault	13	11	2	
Simple Assault	58	57	1	
Intimidation	10	8	1	
Kidnaping/Abduction	1	1	0	
Burglary/Breaking & Entering	13	13	0	
Counterfeiting/Forgery	14	14	0	
Destruction/Damage/Vandalism of Property	17	11	6	
False Pretenses/Swindle/Confidence Game	10	9	0	
Impersonation	2	2	0	
Shoplifting	8	8	0	
Theft From Motor Vehicle	1	1	0	
Theft of Motor Vehicle Parts/Accessories	1	1	0	
Motor Vehicle Theft	4	4	0	
Stolen Property Offenses	15	14	0	
Drug/Narcotic Violations	315	312	3	
Drug Equipment Violations	16	16	0	
Pornography/Obscene Material	1	1	0	
Weapon Law Violations	9	9	0	
Driving Under The Influence	64	64	0	
Drunkenness	26	26	0	
Liquor Law Violations	23	23	0	
Trespass of Real Property	2	2	0	
All Other Offenses	70	69	1	
Others	12	12	0	
<b>So Charleston SP</b>	<b>TOTAL</b>	<b>707</b>	<b>690</b>	<b>14</b>

# ARRESTS (Group "A" and "B") by AGENCY

## 2012

# of ARRESTS	Adult Arrests	Juvenile Arrests
--------------	---------------	------------------

### South Charleston PD

	# of ARRESTS	Adult Arrests	Juvenile Arrests
Forcible Rape	1	0	1
Sexual Assault With An Object	1	1	0
Forcible Fondling	1	1	0
Aggravated Assault	25	24	1
Simple Assault	92	89	3
Intimidation	7	7	0
Kidnaping/Abduction	3	3	0
Robbery	3	3	0
Arson	1	1	0
Burglary/Breaking & Entering	14	9	5
Counterfeiting/Forgery	11	11	0
Destruction/Damage/Vandalism of Property	12	12	0
False Pretenses/Swindle/Confidence Game	3	3	0
Credit Card/Automatic Teller Fraud	1	1	0
Impersonation	1	1	0
Pocket-picking	1	1	0
Shoplifting	128	128	0
Theft From Building	1	1	0
Theft From Motor Vehicle	5	3	2
Motor Vehicle Theft	1	1	0
Stolen Property Offenses	8	7	1
Drug/Narcotic Violations	241	236	5
Drug Equipment Violations	10	10	0
Weapon Law Violations	12	12	0
Curfew/Loitering/Vagrancy Violations	7	0	7
Disorderly Conduct	8	8	0
Driving Under The Influence	113	113	0
Drunkenness	28	28	0
Liquor Law Violations	15	13	2
Trespass of Real Property	7	7	0
All Other Offenses	153	150	3
Others	31	31	0
<b>South Charleston PD</b>	<b>945</b>	<b>915</b>	<b>30</b>
<b>TOTAL</b>	<b>945</b>	<b>915</b>	<b>30</b>

# ARRESTS (Group "A" and "B") by AGENCY

## 2012

# of ARRESTS	Adult Arrests	Juvenile Arrests
--------------	---------------	------------------

### St Albans PD

Aggravated Assault	13	12	1
Simple Assault	42	42	0
Intimidation	5	5	0
Kidnaping/Abduction	1	1	0
Robbery	3	3	0
Burglary/Breaking & Entering	9	9	0
Counterfeiting/Forgery	2	2	0
Destruction/Damage/Vandalism of Property	13	13	0
False Pretenses/Swindle/Confidence Game	4	4	0
Credit Card/Automatic Teller Fraud	1	1	0
Shoplifting	164	164	0
Theft From Building	1	1	0
Theft From Motor Vehicle	4	4	0
Theft of Motor Vehicle Parts/Accessories	1	1	0
Motor Vehicle Theft	2	2	0
Stolen Property Offenses	3	3	0
Drug/Narcotic Violations	58	55	3
Drug Equipment Violations	3	3	0
Weapon Law Violations	5	5	0
Disorderly Conduct	11	10	1
Driving Under The Influence	47	47	0
Drunkenness	6	6	0
Liquor Law Violations	1	1	0
Trespass of Real Property	6	6	0
All Other Offenses	90	87	3
Others	14	14	0

**St Albans PD TOTAL 509 501 8**

### tf Metro Drug Enforceme

Counterfeiting/Forgery	1	1	0
False Pretenses/Swindle/Confidence Game	1	1	0
Drug/Narcotic Violations	110	109	1
Drug Equipment Violations	5	5	0
All Other Offenses	3	3	0

**tf Metro Drug Enforcement TOTAL 120 119 1**

# ARRESTS (Group "A" and "B") by AGENCY

## 2012

# of ARRESTS	Adult Arrests	Juvenile Arrests
--------------	---------------	------------------

### Turnpike - Kanawha

Simple Assault	1	1	0
Robbery	2	2	0
Destruction/Damage/Vandalism of Property	2	2	0
Stolen Property Offenses	3	3	0
Drug/Narcotic Violations	37	37	0
Driving Under The Influence	6	6	0
All Other Offenses	6	6	0

<b>Turnpike - Kanawha</b>	<b>TOTAL</b>	<b>57</b>	<b>57</b>	<b>0</b>
---------------------------	--------------	-----------	-----------	----------

### WV State University

Simple Assault	2	2	0
Drug/Narcotic Violations	1	1	0
Disorderly Conduct	1	1	0
Drunkenness	2	2	0
Others	2	1	1

<b>WV State University</b>	<b>TOTAL</b>	<b>8</b>	<b>7</b>	<b>1</b>
----------------------------	--------------	----------	----------	----------

<b>Kanawha</b>	<b>County</b>	<b>TOTAL</b>	<b>12,868</b>	<b>12,537</b>	<b>328</b>
----------------	---------------	--------------	---------------	---------------	------------

### **Lewis County**

#### Lewis Co SO

Aggravated Assault	1	1	0
Simple Assault	1	1	0
Theft From Building	1	0	1
Driving Under The Influence	1	1	0
All Other Offenses	1	1	0

<b>Lewis Co SO</b>	<b>TOTAL</b>	<b>5</b>	<b>4</b>	<b>1</b>
--------------------	--------------	----------	----------	----------

# ARRESTS (Group "A" and "B") by AGENCY

2012

# of ARRESTS	Adult Arrests	Juvenile Arrests
--------------	---------------	------------------

## Weston PD

Simple Assault	21	21	0
Intimidation	2	2	0
Burglary/Breaking & Entering	3	3	0
Destruction/Damage/Vandalism of Property	3	2	1
Credit Card/Automatic Teller Fraud	1	1	0
Shoplifting	6	6	0
Motor Vehicle Theft	2	2	0
Drug/Narcotic Violations	1	1	0
Disorderly Conduct	2	2	0
Driving Under The Influence	1	1	0
Liquor Law Violations	7	5	2
Trespass of Real Property	2	2	0
All Other Offenses	2	2	0
Others	1	1	0

<b>Weston PD</b>	<b>TOTAL</b>	<b>54</b>	<b>51</b>	<b>3</b>
------------------	--------------	-----------	-----------	----------

## Weston SP

Forcible Rape	1	1	0
Aggravated Assault	9	9	0
Simple Assault	32	31	1
Intimidation	3	3	0
Burglary/Breaking & Entering	7	6	1
Counterfeiting/Forgery	5	5	0
Destruction/Damage/Vandalism of Property	13	12	1
False Pretenses/Swindle/Confidence Game	7	7	0
Shoplifting	5	5	0
Motor Vehicle Theft	1	1	0
Stolen Property Offenses	3	3	0
Drug/Narcotic Violations	32	32	0
Drug Equipment Violations	4	4	0
Weapon Law Violations	4	4	0
Driving Under The Influence	20	20	0
Drunkenness	4	4	0
Family Offenses (Nonviolent)	3	3	0
Liquor Law Violations	15	10	5
Trespass of Real Property	3	3	0
All Other Offenses	23	22	1
Others	21	21	0

<b>Weston SP</b>	<b>TOTAL</b>	<b>215</b>	<b>206</b>	<b>9</b>
------------------	--------------	------------	------------	----------

<b>Lewis</b>	<b>County</b>	<b>TOTAL</b>	<b>274</b>	<b>261</b>	<b>13</b>
--------------	---------------	--------------	------------	------------	-----------

**Lincoln County**

# ARRESTS (Group "A" and "B") by AGENCY

## 2012

# of ARRESTS	Adult Arrests	Juvenile Arrests
--------------	---------------	------------------

### DNR - 5 - Lincoln

All Other Offenses	101	97	4
<b>DNR - 5 - Lincoln</b>	<b>TOTAL</b>	<b>101</b>	<b>97</b>

### Hamlin SP

Murder and Nonnegligent Manslaughter	1	1	0
Sexual Assault With An Object	2	1	1
Forcible Fondling	1	0	1
Aggravated Assault	28	26	2
Simple Assault	69	67	2
Intimidation	31	31	0
Robbery	2	2	0
Burglary/Breaking & Entering	18	17	1
Counterfeiting/Forgery	2	2	0
Destruction/Damage/Vandalism of Property	18	17	1
Shoplifting	9	9	0
Theft of Motor Vehicle Parts/Accessories	2	2	0
Motor Vehicle Theft	7	5	2
Stolen Property Offenses	3	3	0
Drug/Narcotic Violations	115	112	3
Drug Equipment Violations	9	9	0
Pornography/Obscene Material	1	1	0
Weapon Law Violations	2	2	0
Disorderly Conduct	5	5	0
Driving Under The Influence	19	19	0
Drunkenness	12	12	0
Liquor Law Violations	7	6	1
Trespass of Real Property	22	22	0
All Other Offenses	36	34	2
Others	47	46	1
<b>Hamlin SP</b>	<b>TOTAL</b>	<b>468</b>	<b>451</b>
<b>Lincoln</b>	<b>County</b>	<b>TOTAL</b>	<b>569</b>
		<b>548</b>	<b>21</b>

**Logan County**

# ARRESTS (Group "A" and "B") by AGENCY

## 2012

# of ARRESTS	Adult Arrests	Juvenile Arrests
--------------	---------------	------------------

Chapmanville PD				
Aggravated Assault	2	2	0	
Simple Assault	1	1	0	
Intimidation	2	2	0	
Burglary/Breaking & Entering	1	1	0	
Destruction/Damage/Vandalism of Property	1	1	0	
Theft From Building	1	1	0	
Theft From Motor Vehicle	1	1	0	
Drug/Narcotic Violations	17	17	0	
Disorderly Conduct	3	3	0	
Driving Under The Influence	10	10	0	
Drunkenness	2	2	0	
All Other Offenses	5	5	0	
Others	1	1	0	
<b>Chapmanville PD</b>	<b>TOTAL</b>	<b>47</b>	<b>47</b>	<b>0</b>
DNR - 5 - Logan				
Drug/Narcotic Violations	1	1	0	
All Other Offenses	94	89	5	
<b>DNR - 5 - Logan</b>	<b>TOTAL</b>	<b>95</b>	<b>90</b>	<b>5</b>
Logan Co SO				
Forcible Rape	1	1	0	
Aggravated Assault	17	17	0	
Intimidation	1	1	0	
Burglary/Breaking & Entering	1	1	0	
Destruction/Damage/Vandalism of Property	1	1	0	
Motor Vehicle Theft	1	1	0	
Stolen Property Offenses	2	2	0	
Drug/Narcotic Violations	5	5	0	
Weapon Law Violations	1	1	0	
Disorderly Conduct	2	2	0	
Driving Under The Influence	10	10	0	
Drunkenness	1	1	0	
All Other Offenses	13	12	1	
Others	2	2	0	
<b>Logan Co SO</b>	<b>TOTAL</b>	<b>58</b>	<b>57</b>	<b>1</b>

# ARRESTS (Group "A" and "B") by AGENCY

## 2012

# of ARRESTS	Adult Arrests	Juvenile Arrests
--------------	---------------	------------------

### Logan SP

Forcible Rape	2	2	0
Aggravated Assault	66	66	0
Simple Assault	107	106	1
Intimidation	16	16	0
Kidnaping/Abduction	1	1	0
Robbery	3	3	0
Burglary/Breaking & Entering	18	17	1
Counterfeiting/Forgery	4	4	0
Destruction/Damage/Vandalism of Property	24	24	0
False Pretenses/Swindle/Confidence Game	4	4	0
Wire Fraud	3	3	0
Shoplifting	14	13	1
Theft From Building	8	8	0
Theft From Motor Vehicle	3	3	0
Theft of Motor Vehicle Parts/Accessories	1	1	0
Motor Vehicle Theft	14	14	0
Stolen Property Offenses	8	8	0
Drug/Narcotic Violations	269	266	3
Drug Equipment Violations	7	7	0
Assisting or Promoting Prostitution	2	2	0
Weapon Law Violations	13	12	1
Disorderly Conduct	3	3	0
Driving Under The Influence	54	54	0
Drunkenness	60	60	0
Family Offenses (Nonviolent)	2	2	0
Liquor Law Violations	20	14	6
Runaway	1	0	1
Trespass of Real Property	4	4	0
All Other Offenses	53	50	3
Others	14	14	0

<b>Logan SP</b>	<b>TOTAL</b>	<b>798</b>	<b>781</b>	<b>17</b>
-----------------	--------------	------------	------------	-----------

### tf U S 119 Task Force

Counterfeiting/Forgery	3	3	0
Drug/Narcotic Violations	70	70	0
All Other Offenses	2	2	0

<b>tf U S 119 Task Force</b>	<b>TOTAL</b>	<b>75</b>	<b>75</b>	<b>0</b>
------------------------------	--------------	-----------	-----------	----------

<b>Logan</b>	<b>County</b>	<b>TOTAL</b>	<b>1,073</b>	<b>1,050</b>	<b>23</b>
--------------	---------------	--------------	--------------	--------------	-----------

**MARION County**



# ARRESTS (Group "A" and "B") by AGENCY

## 2012

# of ARRESTS	Adult Arrests	Juvenile Arrests
--------------	---------------	------------------

### BCI - Fairmont

Drug/Narcotic Violations	31	31	0
--------------------------	----	----	---

<b>BCI - Fairmont</b>	<b>TOTAL</b>	<b>31</b>	<b>31</b>	<b>0</b>
-----------------------	--------------	-----------	-----------	----------

### DNR - 1 - Marion

Drug/Narcotic Violations	1	1	0
--------------------------	---	---	---

Weapon Law Violations	1	1	0
-----------------------	---	---	---

Driving Under The Influence	1	1	0
-----------------------------	---	---	---

All Other Offenses	99	92	3
--------------------	----	----	---

<b>DNR - 1 - Marion</b>	<b>TOTAL</b>	<b>102</b>	<b>95</b>	<b>3</b>
-------------------------	--------------	------------	-----------	----------

### Fairmont Campus Police

Simple Assault	2	2	0
----------------	---	---	---

Robbery	4	4	0
---------	---	---	---

Destruction/Damage/Vandalism of Property	1	1	0
--	---	---	---

Credit Card/Automatic Teller Fraud	2	2	0
------------------------------------	---	---	---

Theft From Building	1	1	0
---------------------	---	---	---

Drug/Narcotic Violations	1	1	0
--------------------------	---	---	---

Drug Equipment Violations	2	2	0
---------------------------	---	---	---

Weapon Law Violations	1	1	0
-----------------------	---	---	---

Disorderly Conduct	5	5	0
--------------------	---	---	---

Driving Under The Influence	3	3	0
-----------------------------	---	---	---

Liquor Law Violations	3	3	0
-----------------------	---	---	---

Trespass of Real Property	1	1	0
---------------------------	---	---	---

All Other Offenses	13	13	0
--------------------	----	----	---

<b>Fairmont Campus Police</b>	<b>TOTAL</b>	<b>39</b>	<b>39</b>	<b>0</b>
-------------------------------	--------------	-----------	-----------	----------

# ARRESTS (Group "A" and "B") by AGENCY

## 2012

# of ARRESTS	Adult Arrests	Juvenile Arrests
--------------	---------------	------------------

### Fairmont PD

	# of ARRESTS	Adult Arrests	Juvenile Arrests
Forcible Rape	3	1	2
Forcible Fondling	2	2	0
Statutory Rape	3	3	0
Aggravated Assault	13	13	0
Simple Assault	99	94	5
Intimidation	7	7	0
Robbery	1	1	0
Arson	1	0	1
Burglary/Breaking & Entering	17	16	1
Counterfeiting/Forgery	2	2	0
Destruction/Damage/Vandalism of Property	15	15	0
False Pretenses/Swindle/Confidence Game	6	6	0
Credit Card/Automatic Teller Fraud	1	1	0
Shoplifting	22	21	1
Theft From Building	5	5	0
Theft From Motor Vehicle	1	0	1
Motor Vehicle Theft	1	1	0
Stolen Property Offenses	1	1	0
Drug/Narcotic Violations	16	16	0
Weapon Law Violations	6	6	0
Bad Checks	6	6	0
Disorderly Conduct	36	34	2
Driving Under The Influence	111	111	0
Liquor Law Violations	20	18	2
Runaway	2	0	2
Trespass of Real Property	1	1	0
All Other Offenses	189	185	4
Others	9	8	1
<b>Fairmont PD</b>	<b>TOTAL</b>	<b>596</b>	<b>574</b>
			<b>22</b>

# ARRESTS (Group "A" and "B") by AGENCY

## 2012

# of ARRESTS	Adult Arrests	Juvenile Arrests
--------------	---------------	------------------

### Fairmont SP

Sexual Assault With An Object	1	1	0
Forcible Fondling	4	4	0
Aggravated Assault	6	6	0
Simple Assault	13	13	0
Intimidation	5	5	0
Kidnaping/Abduction	2	2	0
Burglary/Breaking & Entering	2	2	0
Counterfeiting/Forgery	3	3	0
Destruction/Damage/Vandalism of Property	6	6	0
False Pretenses/Swindle/Confidence Game	3	3	0
Credit Card/Automatic Teller Fraud	2	2	0
Shoplifting	2	2	0
Theft From Motor Vehicle	2	2	0
Motor Vehicle Theft	3	3	0
Stolen Property Offenses	1	1	0
Drug/Narcotic Violations	35	33	2
Pornography/Obscene Material	4	1	3
Bad Checks	1	1	0
Disorderly Conduct	1	1	0
Driving Under The Influence	27	27	0
Family Offenses (Nonviolent)	4	4	0
Liquor Law Violations	5	4	1
Trespass of Real Property	2	2	0
All Other Offenses	26	25	1
Others	9	9	0
<b>Fairmont SP</b>	<b>TOTAL</b>	<b>169</b>	<b>162</b>
			<b>7</b>

# ARRESTS (Group "A" and "B") by AGENCY

## 2012

# of ARRESTS	Adult Arrests	Juvenile Arrests
--------------	---------------	------------------

### Marion Co SO

Aggravated Assault	49	46	3
Simple Assault	15	13	2
Intimidation	10	8	2
Kidnaping/Abduction	1	1	0
Burglary/Breaking & Entering	9	9	0
Counterfeiting/Forgery	3	3	0
Destruction/Damage/Vandalism of Property	7	6	1
False Pretenses/Swindle/Confidence Game	4	4	0
Shoplifting	3	3	0
Motor Vehicle Theft	1	1	0
Stolen Property Offenses	4	4	0
Drug/Narcotic Violations	108	105	3
Weapon Law Violations	6	6	0
Disorderly Conduct	15	15	0
Driving Under The Influence	202	201	1
Drunkenness	11	11	0
Liquor Law Violations	15	15	0
Trespass of Real Property	2	2	0
All Other Offenses	89	86	3
Others	5	5	0

<b>Marion Co SO</b>	<b>TOTAL</b>	<b>559</b>	<b>544</b>	<b>15</b>
---------------------	--------------	------------	------------	-----------

### Monongah PD

Simple Assault	1	1	0
Shoplifting	1	1	0
All Other Offenses	1	1	0

<b>Monongah PD</b>	<b>TOTAL</b>	<b>3</b>	<b>3</b>	<b>0</b>
--------------------	--------------	----------	----------	----------

### TF--3 RIVERS

Drug/Narcotic Violations	3	3	0
--------------------------	---	---	---

<b>TF--3 RIVERS</b>	<b>TOTAL</b>	<b>3</b>	<b>3</b>	<b>0</b>
---------------------	--------------	----------	----------	----------

<b>MARION</b>	County	<b>TOTAL</b>	<b>1,502</b>	<b>1,451</b>	<b>47</b>
---------------	--------	--------------	--------------	--------------	-----------

**Marshall County**

# ARRESTS (Group "A" and "B") by AGENCY

## 2012

# of ARRESTS	Adult Arrests	Juvenile Arrests
--------------	---------------	------------------

### Benwood PD

Simple Assault	2	2	0
Theft From Building	1	1	0
Drug/Narcotic Violations	1	1	0
Disorderly Conduct	2	2	0
Driving Under The Influence	25	25	0
Drunkenness	2	2	0
Trespass of Real Property	1	1	0
All Other Offenses	7	7	0

<b>Benwood PD</b>	<b>TOTAL</b>	<b>41</b>	<b>41</b>	<b>0</b>
-------------------	--------------	-----------	-----------	----------

### DNR - 1 - Marshall

Weapon Law Violations	1	1	0
All Other Offenses	27	26	0

<b>DNR - 1 - Marshall</b>	<b>TOTAL</b>	<b>28</b>	<b>27</b>	<b>0</b>
---------------------------	--------------	-----------	-----------	----------

### Glen Dale PD

Aggravated Assault	6	6	0
Simple Assault	2	2	0
Burglary/Breaking & Entering	1	1	0
Counterfeiting/Forgery	1	1	0
Destruction/Damage/Vandalism of Property	2	2	0
Drug/Narcotic Violations	6	6	0
Weapon Law Violations	1	1	0
Disorderly Conduct	2	2	0
Driving Under The Influence	10	10	0
Liquor Law Violations	5	5	0
Trespass of Real Property	1	1	0
All Other Offenses	6	6	0
Others	3	3	0

<b>Glen Dale PD</b>	<b>TOTAL</b>	<b>46</b>	<b>46</b>	<b>0</b>
---------------------	--------------	-----------	-----------	----------

# ARRESTS (Group "A" and "B") by AGENCY

## 2012

# of ARRESTS	Adult Arrests	Juvenile Arrests
--------------	---------------	------------------

### Marshall Co SO

Forcible Rape	1	1	0
Forcible Fondling	2	2	0
Aggravated Assault	18	16	2
Simple Assault	28	27	1
Intimidation	2	0	2
Burglary/Breaking & Entering	3	3	0
Counterfeiting/Forgery	1	1	0
Destruction/Damage/Vandalism of Property	1	1	0
False Pretenses/Swindle/Confidence Game	3	3	0
Shoplifting	1	0	1
Theft From Building	2	2	0
Motor Vehicle Theft	1	1	0
Stolen Property Offenses	3	2	1
Drug/Narcotic Violations	20	20	0
Drug Equipment Violations	1	1	0
Pornography/Obscene Material	1	1	0
Weapon Law Violations	1	1	0
Bad Checks	4	4	0
Disorderly Conduct	1	0	1
Driving Under The Influence	39	39	0
Liquor Law Violations	4	1	3
Trespass of Real Property	3	2	1
All Other Offenses	107	86	21
Others	10	10	0
<b>Marshall Co SO</b>	<b>TOTAL</b>	<b>257</b>	<b>224</b>
		<b>33</b>	

# ARRESTS (Group "A" and "B") by AGENCY

## 2012

# of ARRESTS	Adult Arrests	Juvenile Arrests
--------------	---------------	------------------

### Moundsville PD

Statutory Rape	1	1	0	
Aggravated Assault	1	0	1	
Simple Assault	64	63	1	
Intimidation	4	4	0	
Robbery	1	1	0	
Burglary/Breaking & Entering	4	4	0	
Destruction/Damage/Vandalism of Property	3	3	0	
False Pretenses/Swindle/Confidence Game	4	4	0	
Credit Card/Automatic Teller Fraud	1	1	0	
Purse-snatching	4	4	0	
Shoplifting	142	135	7	
Theft From Building	2	2	0	
Theft From Motor Vehicle	4	4	0	
Stolen Property Offenses	5	5	0	
Drug/Narcotic Violations	36	33	3	
Assisting or Promoting Prostitution	2	2	0	
Weapon Law Violations	4	4	0	
Disorderly Conduct	16	16	0	
Driving Under The Influence	33	33	0	
Drunkenness	72	72	0	
Liquor Law Violations	18	17	1	
Runaway	1	0	1	
Trespass of Real Property	20	20	0	
All Other Offenses	71	63	8	
Others	14	14	0	
<b>Moundsville PD</b>	<b>TOTAL</b>	<b>527</b>	<b>505</b>	<b>22</b>

# ARRESTS (Group "A" and "B") by AGENCY

## 2012

# of ARRESTS	Adult Arrests	Juvenile Arrests
--------------	---------------	------------------

### Moundsville SP

Aggravated Assault	1	1	0
Simple Assault	18	18	0
Intimidation	3	3	0
Burglary/Breaking & Entering	1	1	0
Counterfeiting/Forgery	2	2	0
Destruction/Damage/Vandalism of Property	1	1	0
Shoplifting	2	2	0
Theft From Building	6	6	0
Stolen Property Offenses	1	1	0
Drug/Narcotic Violations	62	62	0
Disorderly Conduct	1	1	0
Driving Under The Influence	38	38	0
Liquor Law Violations	30	29	1
All Other Offenses	37	36	1
Others	1	1	0
<b>Moundsville SP</b>	<b>TOTAL</b>	<b>204</b>	<b>202</b>
<b>Marshall County</b>	<b>TOTAL</b>	<b>1,103</b>	<b>1,045</b>

### Mason County

#### DNR - 5 - Mason

Trespass of Real Property	2	2	0
All Other Offenses	44	44	0
<b>DNR - 5 - Mason</b>	<b>TOTAL</b>	<b>46</b>	<b>0</b>

#### Mason Co SO

Murder and Nonnegligent Manslaughter	1	0	1
Aggravated Assault	3	3	0
Simple Assault	10	10	0
Intimidation	3	3	0
Theft From Building	4	4	0
Drug/Narcotic Violations	7	7	0
Weapon Law Violations	1	1	0
Driving Under The Influence	1	1	0
All Other Offenses	8	8	0
<b>Mason Co SO</b>	<b>TOTAL</b>	<b>38</b>	<b>37</b>



# ARRESTS (Group "A" and "B") by AGENCY

## 2012

# of ARRESTS	Adult Arrests	Juvenile Arrests
--------------	---------------	------------------

### Mason PD

Intimidation	1	1	0
Drug/Narcotic Violations	2	2	0
Disorderly Conduct	1	1	0
Driving Under The Influence	1	1	0
All Other Offenses	1	1	0
Others	1	1	0

<b>Mason PD</b>	<b>TOTAL</b>	<b>7</b>	<b>7</b>	<b>0</b>
-----------------	--------------	----------	----------	----------

### Point Pleasant PD

Aggravated Assault	3	3	0
Simple Assault	18	18	0
Intimidation	8	8	0
Kidnaping/Abduction	1	1	0
Robbery	1	1	0
Burglary/Breaking & Entering	2	2	0
Destruction/Damage/Vandalism of Property	1	1	0
Shoplifting	5	5	0
Theft From Motor Vehicle	3	3	0
Drug/Narcotic Violations	6	6	0
Drug Equipment Violations	4	4	0
Disorderly Conduct	4	4	0
Driving Under The Influence	2	2	0
Drunkenness	1	1	0
Liquor Law Violations	1	1	0
Trespass of Real Property	3	3	0
All Other Offenses	8	8	0
Others	3	3	0

<b>Point Pleasant PD</b>	<b>TOTAL</b>	<b>74</b>	<b>74</b>	<b>0</b>
--------------------------	--------------	-----------	-----------	----------

# ARRESTS (Group "A" and "B") by AGENCY

## 2012

# of ARRESTS	Adult Arrests	Juvenile Arrests
--------------	---------------	------------------

### Point Pleasant SP

Forcible Rape	1	1	0		
Aggravated Assault	3	3	0		
Simple Assault	25	24	1		
Intimidation	2	1	1		
Robbery	1	1	0		
Burglary/Breaking & Entering	9	9	0		
Counterfeiting/Forgery	6	6	0		
Destruction/Damage/Vandalism of Property	4	4	0		
False Pretenses/Swindle/Confidence Game	9	9	0		
Credit Card/Automatic Teller Fraud	1	1	0		
Shoplifting	3	3	0		
Motor Vehicle Theft	2	2	0		
Stolen Property Offenses	1	0	1		
Drug/Narcotic Violations	32	31	0		
Drug Equipment Violations	13	13	0		
Weapon Law Violations	2	2	0		
Disorderly Conduct	2	2	0		
Driving Under The Influence	13	13	0		
Drunkenness	14	14	0		
Family Offenses (Nonviolent)	1	1	0		
Liquor Law Violations	19	18	1		
Runaway	1	0	1		
Trespass of Real Property	1	1	0		
All Other Offenses	22	22	0		
Others	5	5	0		
<b>Point Pleasant SP</b>	<b>TOTAL</b>	<b>192</b>	<b>186</b>	<b>5</b>	
<b>Mason</b>	<b>County</b>	<b>TOTAL</b>	<b>357</b>	<b>350</b>	<b>6</b>

### McDowell County

#### DNR - 4 - McDowell

Trespass of Real Property	1	1	0	
All Other Offenses	61	60	1	
<b>DNR - 4 - McDowell</b>	<b>TOTAL</b>	<b>62</b>	<b>61</b>	<b>1</b>

# ARRESTS (Group "A" and "B") by AGENCY

## 2012

# of ARRESTS	Adult Arrests	Juvenile Arrests
--------------	---------------	------------------

### McDowell Co SO

Statutory Rape	1	1	0
Aggravated Assault	12	12	0
Simple Assault	88	88	0
Intimidation	38	38	0
Robbery	2	2	0
Burglary/Breaking & Entering	14	14	0
Counterfeiting/Forgery	3	3	0
Destruction/Damage/Vandalism of Property	3	3	0
False Pretenses/Swindle/Confidence Game	3	3	0
Theft From Building	11	11	0
Theft From Motor Vehicle	3	3	0
Motor Vehicle Theft	1	1	0
Stolen Property Offenses	4	4	0
Drug/Narcotic Violations	21	21	0
Bad Checks	1	1	0
Disorderly Conduct	6	6	0
Driving Under The Influence	59	59	0
Liquor Law Violations	2	2	0
Trespass of Real Property	6	6	0
All Other Offenses	82	82	0
Others	16	16	0

<b>McDowell Co SO</b>	<b>TOTAL</b>	<b>376</b>	<b>376</b>	<b>0</b>
-----------------------	--------------	------------	------------	----------

### Welch PD

Aggravated Assault	20	20	0
Simple Assault	1	1	0
Intimidation	1	1	0
Destruction/Damage/Vandalism of Property	2	2	0
Credit Card/Automatic Teller Fraud	3	3	0
Shoplifting	1	1	0
Theft From Building	7	7	0
Theft From Motor Vehicle	2	2	0
Drug/Narcotic Violations	7	7	0
Disorderly Conduct	2	2	0
Driving Under The Influence	30	30	0
Drunkenness	1	1	0
Liquor Law Violations	1	1	0
Trespass of Real Property	1	1	0
All Other Offenses	20	20	0
Others	17	17	0

<b>Welch PD</b>	<b>TOTAL</b>	<b>116</b>	<b>116</b>	<b>0</b>
-----------------	--------------	------------	------------	----------

# ARRESTS (Group "A" and "B") by AGENCY

## 2012

# of ARRESTS	Adult Arrests	Juvenile Arrests
--------------	---------------	------------------

### Welch SP

Forcible Fondling	1	1	0
Aggravated Assault	18	18	0
Simple Assault	50	50	0
Intimidation	35	35	0
Robbery	1	1	0
Burglary/Breaking & Entering	20	20	0
Counterfeiting/Forgery	1	1	0
Destruction/Damage/Vandalism of Property	2	2	0
False Pretenses/Swindle/Confidence Game	1	1	0
Pocket-picking	3	3	0
Shoplifting	7	6	1
Theft From Building	1	1	0
Theft From Motor Vehicle	1	1	0
Motor Vehicle Theft	1	1	0
Stolen Property Offenses	1	1	0
Drug/Narcotic Violations	23	22	1
Weapon Law Violations	1	1	0
Driving Under The Influence	21	21	0
Liquor Law Violations	4	4	0
Trespass of Real Property	4	4	0
All Other Offenses	14	14	0
Others	11	11	0
<b>Welch SP</b>	<b>221</b>	<b>219</b>	<b>2</b>
<b>McDowell County</b>	<b>775</b>	<b>772</b>	<b>3</b>

### Mercer County

# ARRESTS (Group "A" and "B") by AGENCY

## 2012

# of ARRESTS	Adult Arrests	Juvenile Arrests
--------------	---------------	------------------

### Bluefield PD

Aggravated Assault	8	7	1
Simple Assault	31	30	1
Intimidation	5	4	1
Destruction/Damage/Vandalism of Property	4	4	0
False Pretenses/Swindle/Confidence Game	1	1	0
Theft From Motor Vehicle	3	3	0
Motor Vehicle Theft	1	1	0
Drug/Narcotic Violations	10	10	0
Assisting or Promoting Prostitution	1	1	0
Weapon Law Violations	1	1	0
Disorderly Conduct	9	9	0
Driving Under The Influence	26	26	0
Drunkenness	10	10	0
Trespass of Real Property	1	1	0
All Other Offenses	17	17	0
Others	2	2	0

**Bluefield PD** **TOTAL** **130** **127** **3**

### Concord College Security

False Pretenses/Swindle/Confidence Game	1	1	0
Theft From Building	1	1	0
Theft From Motor Vehicle	1	1	0
Drug/Narcotic Violations	2	2	0
Driving Under The Influence	1	1	0
Liquor Law Violations	1	1	0
All Other Offenses	3	3	0

**Concord College Security** **TOTAL** **10** **10** **0**

### DNR - 4 - Mercer

Drug/Narcotic Violations	2	2	0
Trespass of Real Property	1	1	0
All Other Offenses	107	89	18

**DNR - 4 - Mercer** **TOTAL** **110** **92** **18**

# ARRESTS (Group "A" and "B") by AGENCY

## 2012

# of ARRESTS	Adult Arrests	Juvenile Arrests
--------------	---------------	------------------

### **Mercer Co SO**

Forcible Rape	1	1	0	
Aggravated Assault	32	29	3	
Simple Assault	87	84	3	
Intimidation	5	5	0	
Robbery	3	3	0	
Arson	1	1	0	
Burglary/Breaking & Entering	42	37	5	
Counterfeiting/Forgery	7	7	0	
Destruction/Damage/Vandalism of Property	14	14	0	
False Pretenses/Swindle/Confidence Game	16	16	0	
Shoplifting	46	44	2	
Theft From Building	20	20	0	
Theft From Motor Vehicle	4	4	0	
Theft of Motor Vehicle Parts/Accessories	5	5	0	
Motor Vehicle Theft	5	5	0	
Drug/Narcotic Violations	35	33	2	
Weapon Law Violations	3	3	0	
Bad Checks	33	33	0	
Disorderly Conduct	8	7	1	
Driving Under The Influence	32	32	0	
Drunkenness	2	2	0	
Family Offenses (Nonviolent)	2	2	0	
Liquor Law Violations	27	22	5	
Runaway	1	0	1	
Trespass of Real Property	3	3	0	
All Other Offenses	110	109	1	
Others	11	11	0	
<b>Mercer Co SO</b>	<b>TOTAL</b>	<b>555</b>	<b>532</b>	<b>23</b>

# ARRESTS (Group "A" and "B") by AGENCY

## 2012

# of ARRESTS	Adult Arrests	Juvenile Arrests
--------------	---------------	------------------

### Princeton PD

Murder and Nonnegligent Manslaughter	2	2	0
Aggravated Assault	40	40	0
Simple Assault	80	80	0
Intimidation	14	14	0
Robbery	9	9	0
Burglary/Breaking & Entering	7	7	0
Counterfeiting/Forgery	13	13	0
Destruction/Damage/Vandalism of Property	7	7	0
False Pretenses/Swindle/Confidence Game	5	5	0
Impersonation	1	1	0
Shoplifting	102	99	3
Theft From Building	2	2	0
Motor Vehicle Theft	1	1	0
Drug/Narcotic Violations	89	84	5
Prostitution	14	14	0
Assisting or Promoting Prostitution	1	1	0
Pornography/Obscene Material	1	1	0
Weapon Law Violations	6	5	1
Curfew/Loitering/Vagrancy Violations	2	0	2
Disorderly Conduct	59	59	0
Driving Under The Influence	72	72	0
Drunkenness	3	3	0
Family Offenses (Nonviolent)	4	4	0
Liquor Law Violations	26	24	2
Trespass of Real Property	3	3	0
All Other Offenses	113	108	5
Others	25	25	0
<b>Princeton PD</b>	<b>TOTAL</b>	<b>701</b>	<b>683</b>
			<b>18</b>

# ARRESTS (Group "A" and "B") by AGENCY

## 2012

# of ARRESTS	Adult Arrests	Juvenile Arrests
--------------	---------------	------------------

### Princeton SP

Murder and Nonnegligent Manslaughter	1	1	0
Forcible Rape	2	2	0
Forcible Fondling	2	2	0
Incest	2	2	0
Aggravated Assault	16	16	0
Simple Assault	113	112	1
Intimidation	44	44	0
Robbery	3	3	0
Burglary/Breaking & Entering	15	15	0
Counterfeiting/Forgery	17	17	0
Destruction/Damage/Vandalism of Property	15	15	0
False Pretenses/Swindle/Confidence Game	12	12	0
Impersonation	3	3	0
Shoplifting	49	47	2
Theft From Motor Vehicle	2	2	0
Motor Vehicle Theft	3	3	0
Stolen Property Offenses	4	4	0
Drug/Narcotic Violations	27	27	0
Weapon Law Violations	2	2	0
Bad Checks	1	1	0
Driving Under The Influence	73	73	0
Drunkenness	6	6	0
Trespass of Real Property	1	1	0
All Other Offenses	44	44	0
Others	31	31	0

<b>Princeton SP</b>	<b>TOTAL</b>	<b>488</b>	<b>485</b>	<b>3</b>
---------------------	--------------	------------	------------	----------

### Turnpike - Mercer

Aggravated Assault	1	1	0
Simple Assault	1	1	0
Counterfeiting/Forgery	1	1	0
Stolen Property Offenses	1	1	0
Drug/Narcotic Violations	12	12	0
Driving Under The Influence	10	10	0
Liquor Law Violations	1	1	0
All Other Offenses	1	1	0

<b>Turnpike - Mercer</b>	<b>TOTAL</b>	<b>28</b>	<b>28</b>	<b>0</b>
--------------------------	--------------	-----------	-----------	----------

<b>Mercer</b>	<b>County</b>	<b>TOTAL</b>	<b>2,022</b>	<b>1,957</b>	<b>65</b>
---------------	---------------	--------------	--------------	--------------	-----------

<b>Mineral</b>	<b>County</b>
----------------	---------------



# ARRESTS (Group "A" and "B") by AGENCY

## 2012

# of ARRESTS	Adult Arrests	Juvenile Arrests
--------------	---------------	------------------

### DNR - 2 - Mineral

Trespass of Real Property	1	1	0
All Other Offenses	54	54	0

<b>DNR - 2 - Mineral</b>			
<b>TOTAL</b>	<b>55</b>	<b>55</b>	<b>0</b>

### Keyser PD

Aggravated Assault	1	1	0
Simple Assault	31	30	1
Intimidation	1	1	0
Burglary/Breaking & Entering	2	2	0
Destruction/Damage/Vandalism of Property	2	2	0
False Pretenses/Swindle/Confidence Game	1	1	0
Shoplifting	9	8	1
Theft From Building	2	2	0
Theft From Motor Vehicle	1	1	0
Drug/Narcotic Violations	45	44	1
Drug Equipment Violations	8	8	0
Weapon Law Violations	1	1	0
Disorderly Conduct	8	8	0
Driving Under The Influence	9	9	0
Drunkenness	43	43	0
Liquor Law Violations	38	33	5
All Other Offenses	6	6	0
Others	1	1	0

<b>Keyser PD</b>			
<b>TOTAL</b>	<b>209</b>	<b>201</b>	<b>8</b>

# ARRESTS (Group "A" and "B") by AGENCY

## 2012

# of ARRESTS	Adult Arrests	Juvenile Arrests
--------------	---------------	------------------

### Keyser SP

	# of ARRESTS	Adult Arrests	Juvenile Arrests
Forcible Rape	1	1	0
Statutory Rape	1	1	0
Aggravated Assault	14	14	0
Simple Assault	54	54	0
Intimidation	22	22	0
Kidnaping/Abduction	1	1	0
Burglary/Breaking & Entering	17	16	1
Counterfeiting/Forgery	4	4	0
Destruction/Damage/Vandalism of Property	11	11	0
False Pretenses/Swindle/Confidence Game	12	12	0
Shoplifting	12	12	0
Theft From Building	2	0	2
Theft From Motor Vehicle	1	1	0
Theft of Motor Vehicle Parts/Accessories	1	1	0
Motor Vehicle Theft	3	3	0
Stolen Property Offenses	3	3	0
Drug/Narcotic Violations	39	39	0
Weapon Law Violations	4	4	0
Bad Checks	1	1	0
Disorderly Conduct	1	1	0
Driving Under The Influence	35	35	0
Family Offenses (Nonviolent)	1	1	0
Liquor Law Violations	2	2	0
Trespass of Real Property	1	1	0
All Other Offenses	43	42	1
Others	14	14	0
<b>Keyser SP</b>	<b>TOTAL</b>	<b>300</b>	<b>296</b>
			<b>4</b>

# ARRESTS (Group "A" and "B") by AGENCY

## 2012

# of ARRESTS	Adult Arrests	Juvenile Arrests
--------------	---------------	------------------

### Mineral Co SO

Aggravated Assault	21	21	0
Simple Assault	27	26	1
Intimidation	3	3	0
Kidnaping/Abduction	1	1	0
Robbery	3	3	0
Burglary/Breaking & Entering	6	6	0
Destruction/Damage/Vandalism of Property	3	2	1
Shoplifting	18	13	5
Theft From Building	5	3	2
Stolen Property Offenses	3	3	0
Drug/Narcotic Violations	41	40	1
Drug Equipment Violations	2	2	0
Bad Checks	2	2	0
Disorderly Conduct	8	8	0
Driving Under The Influence	51	51	0
Drunkenness	20	20	0
Liquor Law Violations	4	4	0
All Other Offenses	10	10	0
Others	2	2	0

<b>Mineral Co SO</b>	<b>TOTAL</b>	<b>230</b>	<b>220</b>	<b>10</b>
----------------------	--------------	------------	------------	-----------

### Potomac State College Police

Aggravated Assault	1	1	0
Drug/Narcotic Violations	3	3	0
Drunkenness	2	2	0
All Other Offenses	1	1	0

<b>Potomac State College Police</b>	<b>TOTAL</b>	<b>7</b>	<b>7</b>	<b>0</b>
-------------------------------------	--------------	----------	----------	----------

<b>Mineral County</b>	<b>TOTAL</b>	<b>801</b>	<b>779</b>	<b>22</b>
-----------------------	--------------	------------	------------	-----------

## **Mingo County**

### DNR - 5 - Mingo

Drug/Narcotic Violations	2	2	0
All Other Offenses	43	43	0

<b>DNR - 5 - Mingo</b>	<b>TOTAL</b>	<b>45</b>	<b>45</b>	<b>0</b>
------------------------	--------------	-----------	-----------	----------

# ARRESTS (Group "A" and "B") by AGENCY

## 2012

# of ARRESTS	Adult Arrests	Juvenile Arrests
--------------	---------------	------------------

### **Gilbert SP**

Forcible Fondling	1	1	0
Aggravated Assault	3	3	0
Simple Assault	18	18	0
Intimidation	18	18	0
Burglary/Breaking & Entering	4	4	0
Destruction/Damage/Vandalism of Property	4	4	0
False Pretenses/Swindle/Confidence Game	5	5	0
Theft of Motor Vehicle Parts/Accessories	1	1	0
Motor Vehicle Theft	2	2	0
Stolen Property Offenses	1	1	0
Drug/Narcotic Violations	30	30	0
Weapon Law Violations	2	2	0
Driving Under The Influence	5	5	0
Liquor Law Violations	2	2	0
All Other Offenses	7	7	0
Others	4	4	0

<b>Gilbert SP</b>	<b>TOTAL</b>	<b>107</b>	<b>107</b>	<b>0</b>
-------------------	--------------	------------	------------	----------

### **Mingo Co SO**

Aggravated Assault	3	3	0
Simple Assault	37	37	0
Intimidation	11	11	0
Kidnaping/Abduction	1	1	0
Destruction/Damage/Vandalism of Property	1	1	0
Drug/Narcotic Violations	8	8	0
Driving Under The Influence	48	48	0
Liquor Law Violations	2	2	0
All Other Offenses	1	1	0
Others	5	5	0

<b>Mingo Co SO</b>	<b>TOTAL</b>	<b>117</b>	<b>117</b>	<b>0</b>
--------------------	--------------	------------	------------	----------

# ARRESTS (Group "A" and "B") by AGENCY

## 2012

# of ARRESTS	Adult Arrests	Juvenile Arrests
--------------	---------------	------------------

### Williamson PD

Forcible Fondling	1	1	0
Aggravated Assault	5	5	0
Simple Assault	15	15	0
Robbery	3	3	0
Burglary/Breaking & Entering	5	4	1
Counterfeiting/Forgery	1	1	0
Destruction/Damage/Vandalism of Property	3	3	0
False Pretenses/Swindle/Confidence Game	1	1	0
Motor Vehicle Theft	3	0	3
Drug/Narcotic Violations	17	17	0
Prostitution	1	1	0
Weapon Law Violations	2	2	0
Disorderly Conduct	8	8	0
Driving Under The Influence	5	5	0
Drunkenness	5	5	0
Family Offenses (Nonviolent)	2	2	0
All Other Offenses	16	16	0
Others	7	7	0
<b>Williamson PD</b>	<b>TOTAL</b>	<b>100</b>	<b>96</b>
			<b>4</b>

# ARRESTS (Group "A" and "B") by AGENCY

## 2012

# of ARRESTS	Adult Arrests	Juvenile Arrests
--------------	---------------	------------------

### Williamson SP

Forcible Rape	1	1	0
Sexual Assault With An Object	1	1	0
Forcible Fondling	4	4	0
Statutory Rape	2	2	0
Aggravated Assault	15	15	0
Simple Assault	43	42	1
Intimidation	11	11	0
Kidnaping/Abduction	2	2	0
Burglary/Breaking & Entering	4	4	0
Destruction/Damage/Vandalism of Property	4	3	1
Theft From Building	1	1	0
Theft From Motor Vehicle	1	1	0
Motor Vehicle Theft	1	1	0
Stolen Property Offenses	1	1	0
Drug/Narcotic Violations	29	29	0
Drug Equipment Violations	1	1	0
Pornography/Obscene Material	1	1	0
Weapon Law Violations	1	1	0
Disorderly Conduct	1	1	0
Driving Under The Influence	20	20	0
Drunkenness	13	13	0
Liquor Law Violations	8	8	0
Trespass of Real Property	1	1	0
All Other Offenses	28	28	0
Others	5	5	0
<b>Williamson SP</b>	<b>TOTAL</b>	<b>199</b>	<b>197</b>
<b>Mingo</b>	<b>County</b>	<b>TOTAL</b>	<b>568</b>
			<b>562</b>
			<b>6</b>

### Monongalia County

#### DNR - 1 - Monongalia

Trespass of Real Property	1	1	0
All Other Offenses	59	53	4
<b>DNR - 1 - Monongalia</b>	<b>TOTAL</b>	<b>60</b>	<b>54</b>
			<b>4</b>

# ARRESTS (Group "A" and "B") by AGENCY

## 2012

# of ARRESTS	Adult Arrests	Juvenile Arrests
--------------	---------------	------------------

### Monongalia Co SO

Forcible Rape	2	2	0
Forcible Sodomy	2	2	0
Forcible Fondling	1	1	0
Statutory Rape	1	1	0
Aggravated Assault	61	61	0
Simple Assault	6	6	0
Intimidation	4	4	0
Robbery	3	3	0
Burglary/Breaking & Entering	4	4	0
Counterfeiting/Forgery	5	5	0
Destruction/Damage/Vandalism of Property	4	4	0
False Pretenses/Swindle/Confidence Game	7	7	0
Credit Card/Automatic Teller Fraud	1	1	0
Shoplifting	84	83	1
Theft From Motor Vehicle	1	0	1
Motor Vehicle Theft	3	3	0
Stolen Property Offenses	6	6	0
Drug/Narcotic Violations	47	45	2
Drug Equipment Violations	3	3	0
Pornography/Obscene Material	1	0	1
Weapon Law Violations	7	6	1
Bad Checks	2	2	0
Disorderly Conduct	5	5	0
Driving Under The Influence	317	313	4
Drunkenness	4	4	0
Liquor Law Violations	20	12	8
Trespass of Real Property	3	1	2
All Other Offenses	63	62	1
Others	18	17	1
<b>Monongalia Co SO</b>	<b>TOTAL</b>	<b>685</b>	<b>663</b>
			<b>22</b>

# ARRESTS (Group "A" and "B") by AGENCY

## 2012

# of ARRESTS	Adult Arrests	Juvenile Arrests
--------------	---------------	------------------

### Morgantown PD

Murder and Nonnegligent Manslaughter	1	1	0	
Forcible Sodomy	1	1	0	
Forcible Fondling	2	1	1	
Aggravated Assault	51	47	4	
Simple Assault	129	120	9	
Intimidation	19	17	2	
Robbery	12	9	3	
Arson	8	7	1	
Burglary/Breaking & Entering	19	18	1	
Counterfeiting/Forgery	7	6	1	
Destruction/Damage/Vandalism of Property	38	32	6	
False Pretenses/Swindle/Confidence Game	16	16	0	
Credit Card/Automatic Teller Fraud	3	2	1	
Purse-snatching	1	1	0	
Shoplifting	131	111	20	
Theft From Building	4	4	0	
Theft From Motor Vehicle	4	3	1	
Theft of Motor Vehicle Parts/Accessories	1	1	0	
Motor Vehicle Theft	6	4	2	
Stolen Property Offenses	9	5	4	
Drug/Narcotic Violations	95	85	10	
Drug Equipment Violations	1	1	0	
Weapon Law Violations	12	12	0	
Curfew/Loitering/Vagrancy Violations	1	1	0	
Disorderly Conduct	87	84	3	
Driving Under The Influence	229	229	0	
Drunkenness	87	87	0	
Family Offenses (Nonviolent)	5	5	0	
Liquor Law Violations	23	20	3	
Runaway	4	0	4	
Trespass of Real Property	16	15	1	
All Other Offenses	205	197	8	
Others	33	29	4	
<b>Morgantown PD</b>	<b>TOTAL</b>	<b>1,260</b>	<b>1,171</b>	<b>89</b>



# ARRESTS (Group "A" and "B") by AGENCY

## 2012

# of ARRESTS	Adult Arrests	Juvenile Arrests
--------------	---------------	------------------

### Morgantown SP

Forcible Rape	2	1	1
Forcible Sodomy	1	0	1
Sexual Assault With An Object	1	1	0
Forcible Fondling	3	3	0
Aggravated Assault	19	19	0
Simple Assault	110	106	4
Intimidation	23	23	0
Robbery	1	1	0
Burglary/Breaking & Entering	10	9	1
Counterfeiting/Forgery	9	8	1
Destruction/Damage/Vandalism of Property	39	38	1
False Pretenses/Swindle/Confidence Game	7	7	0
Shoplifting	126	122	4
Theft From Motor Vehicle	5	5	0
Motor Vehicle Theft	4	4	0
Stolen Property Offenses	4	4	0
Drug/Narcotic Violations	70	70	0
Drug Equipment Violations	1	1	0
Weapon Law Violations	2	2	0
Bad Checks	2	2	0
Disorderly Conduct	11	11	0
Driving Under The Influence	101	101	0
Drunkenness	25	25	0
Family Offenses (Nonviolent)	4	4	0
Liquor Law Violations	20	19	1
Trespass of Real Property	10	4	6
All Other Offenses	40	39	1
Others	21	21	0

<b>Morgantown SP</b>	<b>TOTAL</b>	<b>671</b>	<b>650</b>	<b>21</b>
----------------------	--------------	------------	------------	-----------

### Westover PD

Forcible Fondling	1	1	0
Aggravated Assault	9	9	0
Intimidation	1	1	0
False Pretenses/Swindle/Confidence Game	1	1	0
Drug/Narcotic Violations	1	1	0
Driving Under The Influence	6	6	0
Drunkenness	2	2	0
All Other Offenses	5	5	0
Others	1	1	0

<b>Westover PD</b>	<b>TOTAL</b>	<b>27</b>	<b>27</b>	<b>0</b>
--------------------	--------------	-----------	-----------	----------

# ARRESTS (Group "A" and "B") by AGENCY

2012

# of ARRESTS	Adult Arrests	Juvenile Arrests
--------------	---------------	------------------

## WV University - Police

Aggravated Assault	4	4	0
Burglary/Breaking & Entering	3	3	0
Destruction/Damage/Vandalism of Property	1	1	0
False Pretenses/Swindle/Confidence Game	2	2	0
Theft From Building	3	3	0
Drug/Narcotic Violations	160	155	5
Disorderly Conduct	9	9	0
Driving Under The Influence	19	19	0
Drunkenness	75	75	0
Liquor Law Violations	561	561	0
Trespass of Real Property	1	1	0
All Other Offenses	43	43	0
Others	1	1	0
<b>WV University - Police</b>	<b>TOTAL</b>	<b>882</b>	<b>877</b>
<b>Monongalia County</b>	<b>TOTAL</b>	<b>3,585</b>	<b>3,442</b>
			<b>141</b>

## Monroe County

### Alderson PD

Aggravated Assault	1	1	0
Simple Assault	3	3	0
Intimidation	1	1	0
Counterfeiting/Forgery	1	1	0
Destruction/Damage/Vandalism of Property	2	2	0
False Pretenses/Swindle/Confidence Game	1	1	0
Drug/Narcotic Violations	2	2	0
Disorderly Conduct	5	5	0
Driving Under The Influence	10	10	0
Family Offenses (Nonviolent)	1	1	0
Trespass of Real Property	1	1	0
All Other Offenses	20	20	0
Others	4	4	0
<b>Alderson PD</b>	<b>TOTAL</b>	<b>52</b>	<b>52</b>

### DNR - 4 - Monroe

All Other Offenses	51	50	1
<b>DNR - 4 - Monroe</b>	<b>TOTAL</b>	<b>51</b>	<b>50</b>

# ARRESTS (Group "A" and "B") by AGENCY

## 2012

# of ARRESTS	Adult Arrests	Juvenile Arrests
--------------	---------------	------------------

### Monroe Co SO

Forcible Rape	1	1	0
Aggravated Assault	2	2	0
Simple Assault	12	12	0
Intimidation	3	3	0
Destruction/Damage/Vandalism of Property	2	2	0
Theft From Building	1	1	0
Drug/Narcotic Violations	3	3	0
Weapon Law Violations	1	1	0
Driving Under The Influence	12	12	0
Trespass of Real Property	2	2	0
All Other Offenses	7	7	0
Others	2	2	0

<b>Monroe Co SO</b>	<b>TOTAL</b>	<b>48</b>	<b>48</b>	<b>0</b>
---------------------	--------------	-----------	-----------	----------

### Union SP

Forcible Rape	1	1	0
Sexual Assault With An Object	1	1	0
Forcible Fondling	1	1	0
Statutory Rape	1	1	0
Aggravated Assault	7	7	0
Simple Assault	15	14	1
Intimidation	7	7	0
Kidnaping/Abduction	1	1	0
Burglary/Breaking & Entering	8	8	0
Counterfeiting/Forgery	5	5	0
Destruction/Damage/Vandalism of Property	5	5	0
False Pretenses/Swindle/Confidence Game	5	5	0
Motor Vehicle Theft	4	4	0
Drug/Narcotic Violations	8	8	0
Weapon Law Violations	3	3	0
Disorderly Conduct	2	2	0
Driving Under The Influence	14	14	0
Liquor Law Violations	2	1	1
Trespass of Real Property	1	1	0
All Other Offenses	19	19	0
Others	1	1	0

<b>Union SP</b>	<b>TOTAL</b>	<b>111</b>	<b>109</b>	<b>2</b>
-----------------	--------------	------------	------------	----------

<b>Monroe</b>	<b>County</b>	<b>TOTAL</b>	<b>262</b>	<b>259</b>	<b>3</b>
---------------	---------------	--------------	------------	------------	----------

**Morgan County**

# ARRESTS (Group "A" and "B") by AGENCY

## 2012

# of ARRESTS	Adult Arrests	Juvenile Arrests
--------------	---------------	------------------

### Berkeley Springs SP

Aggravated Assault	7	5	2
Simple Assault	20	18	2
Intimidation	7	7	0
Robbery	1	1	0
Burglary/Breaking & Entering	5	5	0
Counterfeiting/Forgery	1	1	0
Destruction/Damage/Vandalism of Property	3	3	0
Shoplifting	2	2	0
Motor Vehicle Theft	1	1	0
Stolen Property Offenses	2	2	0
Drug/Narcotic Violations	28	25	3
Weapon Law Violations	1	1	0
Disorderly Conduct	1	1	0
Driving Under The Influence	18	18	0
Drunkenness	11	11	0
Family Offenses (Nonviolent)	2	2	0
Liquor Law Violations	12	5	7
All Other Offenses	22	19	3
Others	3	3	0

<b>Berkeley Springs SP</b>	<b>TOTAL</b>	<b>147</b>	<b>130</b>	<b>17</b>
----------------------------	--------------	------------	------------	-----------

### DNR - 2 - Morgan

Drug/Narcotic Violations	1	1	0
All Other Offenses	25	24	1

<b>DNR - 2 - Morgan</b>	<b>TOTAL</b>	<b>26</b>	<b>25</b>	<b>1</b>
-------------------------	--------------	-----------	-----------	----------

# ARRESTS (Group "A" and "B") by AGENCY

## 2012

# of ARRESTS	Adult Arrests	Juvenile Arrests
--------------	---------------	------------------

### Morgan Co SO

Murder and Nonnegligent Manslaughter	1	1	0
Aggravated Assault	5	5	0
Simple Assault	33	27	6
Intimidation	4	4	0
Kidnaping/Abduction	1	1	0
Burglary/Breaking & Entering	4	4	0
Counterfeiting/Forgery	4	4	0
Destruction/Damage/Vandalism of Property	2	2	0
Extortion/Blackmail	1	1	0
Shoplifting	4	4	0
Theft of Motor Vehicle Parts/Accessories	1	1	0
Stolen Property Offenses	1	1	0
Drug/Narcotic Violations	113	112	1
Weapon Law Violations	2	2	0
Disorderly Conduct	4	3	1
Driving Under The Influence	67	67	0
Drunkenness	4	4	0
Liquor Law Violations	25	21	4
Trespass of Real Property	4	4	0
All Other Offenses	16	14	2
Others	4	4	0
<b>Morgan Co SO</b>	<b>TOTAL</b>	<b>300</b>	<b>286</b>
			<b>14</b>

### Paw Paw PD

Driving Under The Influence	2	2	0
<b>Paw Paw PD</b>	<b>TOTAL</b>	<b>2</b>	<b>0</b>
<b>Morgan</b>	<b>County</b>	<b>TOTAL</b>	<b>475</b>
			<b>443</b>
			<b>32</b>

**Nicholas County**

# ARRESTS (Group "A" and "B") by AGENCY

## 2012

# of ARRESTS	Adult Arrests	Juvenile Arrests
--------------	---------------	------------------

### Nicholas Co SO

Forcible Rape	1	1	0
Aggravated Assault	52	52	0
Simple Assault	14	14	0
Intimidation	4	4	0
Burglary/Breaking & Entering	11	11	0
Counterfeiting/Forgery	4	4	0
Destruction/Damage/Vandalism of Property	4	4	0
Credit Card/Automatic Teller Fraud	1	1	0
Impersonation	1	1	0
Shoplifting	8	8	0
Stolen Property Offenses	1	1	0
Drug/Narcotic Violations	10	10	0
Bad Checks	25	25	0
Disorderly Conduct	1	1	0
Driving Under The Influence	15	15	0
Drunkenness	1	1	0
Trespass of Real Property	2	2	0
All Other Offenses	84	84	0
Others	14	14	0

<b>Nicholas Co SO</b>	<b>TOTAL</b>	<b>253</b>	<b>253</b>	<b>0</b>
-----------------------	--------------	------------	------------	----------

### Richwood SP

Aggravated Assault	2	2	0
Simple Assault	7	7	0
Intimidation	1	1	0
Burglary/Breaking & Entering	1	1	0
Destruction/Damage/Vandalism of Property	1	1	0
False Pretenses/Swindle/Confidence Game	1	1	0
Shoplifting	5	5	0
Theft From Building	5	5	0
Drug/Narcotic Violations	25	25	0
Driving Under The Influence	10	10	0
Liquor Law Violations	4	4	0
Trespass of Real Property	2	2	0
All Other Offenses	18	18	0

<b>Richwood SP</b>	<b>TOTAL</b>	<b>82</b>	<b>82</b>	<b>0</b>
--------------------	--------------	-----------	-----------	----------

# ARRESTS (Group "A" and "B") by AGENCY

## 2012

# of ARRESTS	Adult Arrests	Juvenile Arrests
--------------	---------------	------------------

### Summersville PD

Incest	1	1	0
Aggravated Assault	30	30	0
Simple Assault	13	13	0
Intimidation	4	4	0
Robbery	2	2	0
Burglary/Breaking & Entering	2	2	0
Counterfeiting/Forgery	1	1	0
Credit Card/Automatic Teller Fraud	1	1	0
Shoplifting	58	58	0
Motor Vehicle Theft	3	3	0
Stolen Property Offenses	1	1	0
Drug/Narcotic Violations	37	35	2
Drug Equipment Violations	5	5	0
Weapon Law Violations	1	1	0
Disorderly Conduct	7	7	0
Driving Under The Influence	28	28	0
Drunkenness	9	9	0
Liquor Law Violations	3	2	1
Trespass of Real Property	5	5	0
All Other Offenses	36	34	2
Others	5	5	0

<b>Summersville PD</b>	<b>TOTAL</b>	<b>252</b>	<b>247</b>	<b>5</b>
------------------------	--------------	------------	------------	----------

### Summersville SP

Statutory Rape	1	1	0
Aggravated Assault	4	4	0
Intimidation	1	1	0
Burglary/Breaking & Entering	7	7	0
Counterfeiting/Forgery	10	10	0
False Pretenses/Swindle/Confidence Game	1	1	0
Shoplifting	1	1	0
Theft From Building	3	3	0
Stolen Property Offenses	2	2	0
Drug/Narcotic Violations	6	6	0
Drug Equipment Violations	1	1	0
Weapon Law Violations	1	1	0
Driving Under The Influence	15	15	0
Trespass of Real Property	1	1	0
All Other Offenses	10	10	0
Others	5	5	0

<b>Summersville SP</b>	<b>TOTAL</b>	<b>69</b>	<b>69</b>	<b>0</b>
------------------------	--------------	-----------	-----------	----------

# ARRESTS (Group "A" and "B") by AGENCY

## 2012

# of ARRESTS	Adult Arrests	Juvenile Arrests
--------------	---------------	------------------

### tf Central WV Drug

Murder and Nonnegligent Manslaughter	1	1	0		0
Counterfeiting/Forgery	1	1	0		0
Drug/Narcotic Violations	48	48	0		0
Drug Equipment Violations	15	15	0		0
<b>tf Central WV Drug</b>				<b>TOTAL</b>	<b>65</b>
					<b>65</b>
					<b>0</b>
<b>NICHOLAS County</b>				<b>TOTAL</b>	<b>721</b>
					<b>716</b>
					<b>5</b>

### Ohio County

#### Bethlehem PD

Disorderly Conduct	1	1	0		0
Driving Under The Influence	7	7	0		0
<b>Bethlehem PD</b>				<b>TOTAL</b>	<b>8</b>
					<b>8</b>
					<b>0</b>

#### DNR - 1 - Ohio

Weapon Law Violations	1	1	0		0
All Other Offenses	26	25	1		1
<b>DNR - 1 - Ohio</b>				<b>TOTAL</b>	<b>27</b>
					<b>26</b>
					<b>1</b>

#### Ohio Co SO

Forcible Fondling	1	1	0		0
Incest	1	1	0		0
Aggravated Assault	22	22	0		0
Simple Assault	17	16	1		1
Intimidation	5	5	0		0
Arson	1	0	1		1
Burglary/Breaking & Entering	17	17	0		0
Counterfeiting/Forgery	3	3	0		0
False Pretenses/Swindle/Confidence Game	1	1	0		0
Shoplifting	21	17	4		4
Theft From Building	4	4	0		0
Motor Vehicle Theft	2	2	0		0
Stolen Property Offenses	3	3	0		0
Drug/Narcotic Violations	13	13	0		0
Weapon Law Violations	5	5	0		0
Disorderly Conduct	1	1	0		0
Driving Under The Influence	53	53	0		0
All Other Offenses	51	50	1		1
Others	9	9	0		0
<b>Ohio Co SO</b>				<b>TOTAL</b>	<b>230</b>
					<b>223</b>
					<b>7</b>



# ARRESTS (Group "A" and "B") by AGENCY

## 2012

# of ARRESTS	Adult Arrests	Juvenile Arrests
--------------	---------------	------------------

### Ohio Valley Drug & Vio

Drug/Narcotic Violations	17	17	0
All Other Offenses	6	6	0

**Ohio Valley Drug & Vio CrimTOTAL** 23      23      0

### Triadelphia PD

Burglary/Breaking & Entering	1	1	0
Drug/Narcotic Violations	1	1	0
All Other Offenses	1	1	0

**Triadelphia PD TOTAL** 3      3      0

### Wheeling PD

Forcible Rape	1	1	0
Aggravated Assault	59	56	3
Simple Assault	122	120	2
Intimidation	20	19	1
Kidnaping/Abduction	1	1	0
Robbery	8	7	1
Burglary/Breaking & Entering	32	31	1
Counterfeiting/Forgery	7	7	0
Destruction/Damage/Vandalism of Property	13	13	0
False Pretenses/Swindle/Confidence Game	7	7	0
Credit Card/Automatic Teller Fraud	1	1	0
Shoplifting	36	34	2
Theft From Motor Vehicle	1	1	0
Motor Vehicle Theft	5	5	0
Stolen Property Offenses	4	4	0
Drug/Narcotic Violations	91	86	5
Drug Equipment Violations	1	1	0
Assisting or Promoting Prostitution	1	1	0
Weapon Law Violations	18	17	1
Curfew/Loitering/Vagrancy Violations	4	0	4
Disorderly Conduct	28	28	0
Driving Under The Influence	167	167	0
Drunkenness	138	137	1
Liquor Law Violations	5	5	0
Trespass of Real Property	9	9	0
All Other Offenses	355	351	4
Others	15	15	0

**Wheeling PD TOTAL** 1,149      1,124      25

# ARRESTS (Group "A" and "B") by AGENCY

## 2012

# of ARRESTS	Adult Arrests	Juvenile Arrests
--------------	---------------	------------------

### Wheeling SP

Forcible Rape	3	2	1
Forcible Fondling	1	1	0
Simple Assault	9	8	1
Intimidation	2	2	0
Destruction/Damage/Vandalism of Property	5	5	0
False Pretenses/Swindle/Confidence Game	2	2	0
Shoplifting	8	4	4
Stolen Property Offenses	1	1	0
Drug/Narcotic Violations	98	96	2
Weapon Law Violations	2	2	0
Driving Under The Influence	31	31	0
Drunkenness	3	3	0
Liquor Law Violations	12	11	1
All Other Offenses	18	16	2
Others	7	7	0
<b>Wheeling SP</b>	<b>TOTAL</b>	<b>202</b>	<b>191</b>
<b>Ohio</b>	<b>County</b>	<b>TOTAL</b>	<b>1,642</b>
			<b>1,598</b>
			<b>44</b>

### Pendleton County

#### DNR - 2 - Pendleton

Drug/Narcotic Violations	2	2	0
All Other Offenses	66	65	1
<b>DNR - 2 - Pendleton</b>	<b>TOTAL</b>	<b>68</b>	<b>67</b>
			<b>1</b>

# ARRESTS (Group "A" and "B") by AGENCY

2012

# of ARRESTS	Adult Arrests	Juvenile Arrests
--------------	---------------	------------------

## Franklin SP

Sexual Assault With An Object	1	1	0		
Forcible Fondling	1	1	0		
Aggravated Assault	1	1	0		
Simple Assault	9	8	1		
Intimidation	8	8	0		
Burglary/Breaking & Entering	14	12	2		
Counterfeiting/Forgery	1	1	0		
Destruction/Damage/Vandalism of Property	3	2	1		
Theft From Building	1	1	0		
Theft From Motor Vehicle	1	1	0		
Motor Vehicle Theft	1	0	1		
Stolen Property Offenses	1	1	0		
Drug/Narcotic Violations	10	8	2		
Drug Equipment Violations	5	5	0		
Driving Under The Influence	17	17	0		
Drunkenness	1	1	0		
Family Offenses (Nonviolent)	1	1	0		
Liquor Law Violations	3	2	1		
Trespass of Real Property	2	2	0		
All Other Offenses	11	11	0		
Others	10	10	0		
<b>Franklin SP</b>	<b>TOTAL</b>	<b>102</b>	<b>94</b>	<b>8</b>	
<b>Pendleton</b>	<b>County</b>	<b>TOTAL</b>	<b>170</b>	<b>161</b>	<b>9</b>

## Pleasants County

### DNR - 6 - Pleasants

Drug/Narcotic Violations	1	1	0	
All Other Offenses	24	24	0	
<b>DNR - 6 - Pleasants</b>	<b>TOTAL</b>	<b>25</b>	<b>25</b>	<b>0</b>

### Pleasants Co SO

Simple Assault	1	1	0	
Theft From Building	1	1	0	
Theft From Motor Vehicle	1	1	0	
Driving Under The Influence	2	2	0	
<b>Pleasants Co SO</b>	<b>TOTAL</b>	<b>5</b>	<b>5</b>	<b>0</b>

# ARRESTS (Group "A" and "B") by AGENCY

## 2012

# of ARRESTS	Adult Arrests	Juvenile Arrests
--------------	---------------	------------------

### St Marys SP

Forcible Fondling	1	1	0
Aggravated Assault	2	2	0
Simple Assault	6	5	1
Intimidation	1	1	0
Burglary/Breaking & Entering	3	3	0
Destruction/Damage/Vandalism of Property	2	2	0
Welfare Fraud	1	1	0
Drug/Narcotic Violations	16	16	0
Drug Equipment Violations	1	1	0
Weapon Law Violations	2	2	0
Bad Checks	2	2	0
Driving Under The Influence	3	3	0
Family Offenses (Nonviolent)	1	1	0
All Other Offenses	8	7	1
Others	1	1	0
<b>St Marys SP</b>	<b>50</b>	<b>48</b>	<b>2</b>
<b>Pleasants County</b>	<b>80</b>	<b>78</b>	<b>2</b>

### Pocahontas County

#### Marlinton SP

Sexual Assault With An Object	1	1	0
Aggravated Assault	12	12	0
Simple Assault	30	29	1
Intimidation	2	2	0
Burglary/Breaking & Entering	7	5	2
Counterfeiting/Forgery	1	1	0
Destruction/Damage/Vandalism of Property	7	7	0
False Pretenses/Swindle/Confidence Game	3	3	0
Shoplifting	1	1	0
Theft From Building	1	1	0
Drug/Narcotic Violations	22	21	1
Drug Equipment Violations	1	1	0
Weapon Law Violations	2	2	0
Disorderly Conduct	1	1	0
Driving Under The Influence	18	18	0
Drunkenness	3	3	0
Liquor Law Violations	5	2	3
Trespass of Real Property	1	1	0
All Other Offenses	11	11	0
Others	9	9	0
<b>Marlinton SP</b>	<b>138</b>	<b>131</b>	<b>7</b>

# ARRESTS (Group "A" and "B") by AGENCY

## 2012

# of ARRESTS	Adult Arrests	Juvenile Arrests
--------------	---------------	------------------

### Pocahontas Co SO

Forcible Fondling	1	1	0		0
Aggravated Assault	3	3	0		0
Simple Assault	4	4	0		0
Intimidation	4	4	0		0
Burglary/Breaking & Entering	2	2	0		0
Destruction/Damage/Vandalism of Property	2	2	0		0
False Pretenses/Swindle/Confidence Game	2	2	0		0
Shoplifting	1	1	0		0
Theft of Motor Vehicle Parts/Accessories	1	1	0		0
Stolen Property Offenses	1	1	0		0
Weapon Law Violations	1	1	0		0
Driving Under The Influence	19	19	0		0
All Other Offenses	6	6	0		0
<b>Pocahontas Co SO</b>	<b>TOTAL</b>	<b>47</b>	<b>47</b>		<b>0</b>
<b>Pocahontas County</b>	<b>TOTAL</b>	<b>185</b>	<b>178</b>		<b>7</b>

### Preston County

#### DNR - 1 - Preston

Simple Assault	1	0	0		0
Drug/Narcotic Violations	1	1	0		0
Weapon Law Violations	3	2	1		1
Trespass of Real Property	1	1	0		0
All Other Offenses	129	114	9		9
<b>DNR - 1 - Preston</b>	<b>TOTAL</b>	<b>135</b>	<b>118</b>		<b>10</b>

# ARRESTS (Group "A" and "B") by AGENCY

## 2012

# of ARRESTS	Adult Arrests	Juvenile Arrests
--------------	---------------	------------------

### Kingwood SP

Murder and Nonnegligent Manslaughter	1	1	0	
Forcible Sodomy	1	1	0	
Sexual Assault With An Object	1	1	0	
Forcible Fondling	1	1	0	
Aggravated Assault	9	9	0	
Simple Assault	40	40	0	
Intimidation	4	4	0	
Kidnaping/Abduction	1	1	0	
Burglary/Breaking & Entering	4	4	0	
Counterfeiting/Forgery	2	2	0	
Destruction/Damage/Vandalism of Property	4	4	0	
False Pretenses/Swindle/Confidence Game	4	4	0	
Shoplifting	1	1	0	
Motor Vehicle Theft	2	2	0	
Stolen Property Offenses	2	2	0	
Drug/Narcotic Violations	21	21	0	
Weapon Law Violations	1	1	0	
Driving Under The Influence	17	17	0	
Trespass of Real Property	1	1	0	
All Other Offenses	14	14	0	
Others	7	7	0	
<b>Kingwood SP</b>	<b>TOTAL</b>	<b>138</b>	<b>138</b>	<b>0</b>

# ARRESTS (Group "A" and "B") by AGENCY

## 2012

# of ARRESTS	Adult Arrests	Juvenile Arrests
--------------	---------------	------------------

### Preston Co SO

Forcible Rape	1	1	0
Sexual Assault With An Object	1	1	0
Aggravated Assault	35	35	0
Simple Assault	13	13	0
Intimidation	13	13	0
Burglary/Breaking & Entering	3	3	0
Counterfeiting/Forgery	8	8	0
Destruction/Damage/Vandalism of Property	3	3	0
False Pretenses/Swindle/Confidence Game	3	3	0
Impersonation	1	1	0
Shoplifting	24	23	1
Theft From Motor Vehicle	2	2	0
Theft of Motor Vehicle Parts/Accessories	2	2	0
Motor Vehicle Theft	1	1	0
Stolen Property Offenses	3	3	0
Drug/Narcotic Violations	25	23	2
Weapon Law Violations	4	4	0
Bad Checks	39	39	0
Driving Under The Influence	22	22	0
Drunkenness	2	2	0
Trespass of Real Property	4	3	1
All Other Offenses	64	64	0
Others	9	9	0

<b>Preston Co SO</b>	<b>TOTAL</b>	<b>282</b>	<b>278</b>	<b>4</b>
----------------------	--------------	------------	------------	----------

### Reedsville PD

Driving Under The Influence	2	2	0
-----------------------------	---	---	---

<b>Reedsville PD</b>	<b>TOTAL</b>	<b>2</b>	<b>2</b>	<b>0</b>
----------------------	--------------	----------	----------	----------

<b>Preston</b>	<b>County</b>	<b>TOTAL</b>	<b>557</b>	<b>536</b>	<b>14</b>
----------------	---------------	--------------	------------	------------	-----------

### **Putnam County**

#### DNR - 5 - Putnam

All Other Offenses	97	88	9
--------------------	----	----	---

<b>DNR - 5 - Putnam</b>	<b>TOTAL</b>	<b>97</b>	<b>88</b>	<b>9</b>
-------------------------	--------------	-----------	-----------	----------

#### Eleanor PD

Aggravated Assault	1	1	0
Drug/Narcotic Violations	1	1	0

<b>Eleanor PD</b>	<b>TOTAL</b>	<b>2</b>	<b>2</b>	<b>0</b>
-------------------	--------------	----------	----------	----------

# ARRESTS (Group "A" and "B") by AGENCY

---

## 2012

# of ARRESTS	Adult Arrests	Juvenile Arrests
--------------	---------------	------------------

### Hurricane PD

Aggravated Assault	4	4	0
Simple Assault	16	16	0
Intimidation	1	1	0
Burglary/Breaking & Entering	3	3	0
Counterfeiting/Forgery	2	2	0
Destruction/Damage/Vandalism of Property	5	5	0
False Pretenses/Swindle/Confidence Game	5	5	0
Shoplifting	96	95	1
Theft From Motor Vehicle	2	2	0
Motor Vehicle Theft	1	1	0
Stolen Property Offenses	6	6	0
Drug/Narcotic Violations	55	55	0
Drug Equipment Violations	2	2	0
Weapon Law Violations	2	2	0
Disorderly Conduct	3	3	0
Driving Under The Influence	25	25	0
Drunkenness	17	17	0
Liquor Law Violations	5	3	2
Trespass of Real Property	6	6	0
All Other Offenses	29	29	0
Others	13	13	0
<b>Hurricane PD</b>	<b>TOTAL</b>	<b>298</b>	<b>295</b>
		<b>3</b>	



# ARRESTS (Group "A" and "B") by AGENCY

## 2012

# of ARRESTS	Adult Arrests	Juvenile Arrests
--------------	---------------	------------------

### Putnam Co SO

Aggravated Assault	43	43	0
Intimidation	7	7	0
Arson	1	1	0
Burglary/Breaking & Entering	5	5	0
Counterfeiting/Forgery	1	1	0
Destruction/Damage/Vandalism of Property	3	3	0
False Pretenses/Swindle/Confidence Game	1	1	0
Credit Card/Automatic Teller Fraud	1	1	0
Shoplifting	2	2	0
Drug/Narcotic Violations	9	9	0
Drug Equipment Violations	3	3	0
Weapon Law Violations	3	3	0
Bad Checks	2	2	0
Disorderly Conduct	1	1	0
Driving Under The Influence	68	68	0
Drunkenness	1	1	0
All Other Offenses	38	38	0
Others	7	7	0

<b>Putnam Co SO</b>	<b>TOTAL</b>	<b>196</b>	<b>196</b>	<b>0</b>
---------------------	--------------	------------	------------	----------

### Winfield PD

Aggravated Assault	1	1	0
Simple Assault	2	2	0
Robbery	1	1	0
Driving Under The Influence	6	6	0
All Other Offenses	3	2	0

<b>Winfield PD</b>	<b>TOTAL</b>	<b>13</b>	<b>12</b>	<b>0</b>
--------------------	--------------	-----------	-----------	----------

# ARRESTS (Group "A" and "B") by AGENCY

## 2012

# of ARRESTS	Adult Arrests	Juvenile Arrests
--------------	---------------	------------------

### Winfield SP

Forcible Rape	1	1	0
Forcible Fondling	1	1	0
Aggravated Assault	2	2	0
Simple Assault	20	20	0
Intimidation	8	8	0
Robbery	2	2	0
Counterfeiting/Forgery	11	11	0
Destruction/Damage/Vandalism of Property	6	6	0
False Pretenses/Swindle/Confidence Game	8	8	0
Shoplifting	5	5	0
Stolen Property Offenses	4	4	0
Drug/Narcotic Violations	134	134	0
Drug Equipment Violations	7	7	0
Weapon Law Violations	1	1	0
Driving Under The Influence	33	33	0
Liquor Law Violations	15	11	3
All Other Offenses	37	36	1
Others	19	18	0
<b>Winfield SP</b>	<b>TOTAL</b>	<b>314</b>	<b>308</b>
<b>Putnam</b>	<b>County</b>	<b>TOTAL</b>	<b>920</b>
		<b>901</b>	<b>16</b>

### RALEIGH County

#### BCI - Beckley

Aggravated Assault	4	4	0
Drug/Narcotic Violations	51	51	0
Drug Equipment Violations	2	2	0
<b>BCI - Beckley</b>	<b>TOTAL</b>	<b>57</b>	<b>57</b>

# ARRESTS (Group "A" and "B") by AGENCY

## 2012

# of ARRESTS	Adult Arrests	Juvenile Arrests
--------------	---------------	------------------

### Beckley PD

Murder and Nonnegligent Manslaughter	7	7	0	
Forcible Rape	1	1	0	
Sexual Assault With An Object	1	1	0	
Aggravated Assault	59	54	5	
Simple Assault	276	255	21	
Intimidation	28	28	0	
Kidnaping/Abduction	4	4	0	
Robbery	22	16	6	
Arson	2	2	0	
Burglary/Breaking & Entering	58	53	5	
Counterfeiting/Forgery	20	19	1	
Destruction/Damage/Vandalism of Property	48	43	5	
False Pretenses/Swindle/Confidence Game	39	39	0	
Credit Card/Automatic Teller Fraud	1	0	1	
Impersonation	3	3	0	
Purse-snatching	2	2	0	
Shoplifting	467	416	51	
Theft From Building	4	4	0	
Theft From Coin Operated Machine or Device	1	1	0	
Theft From Motor Vehicle	5	3	2	
Theft of Motor Vehicle Parts/Accessories	2	1	1	
Motor Vehicle Theft	3	2	1	
Stolen Property Offenses	4	4	0	
Drug/Narcotic Violations	288	280	8	
Prostitution	3	3	0	
Assisting or Promoting Prostitution	6	6	0	
Pornography/Obscene Material	1	1	0	
Weapon Law Violations	30	29	1	
Curfew/Loitering/Vagrancy Violations	4	0	4	
Disorderly Conduct	49	45	4	
Driving Under The Influence	309	307	2	
Drunkenness	331	330	1	
Liquor Law Violations	63	56	7	
Runaway	6	0	6	
Trespass of Real Property	38	37	1	
All Other Offenses	244	220	24	
Others	92	86	6	
<b>Beckley PD</b>	<b>TOTAL</b>	<b>2,521</b>	<b>2,358</b>	<b>163</b>

# ARRESTS (Group "A" and "B") by AGENCY

## 2012

# of ARRESTS	Adult Arrests	Juvenile Arrests
--------------	---------------	------------------

### Beckley SP

Forcible Rape	2	2	0
Sexual Assault With An Object	1	1	0
Forcible Fondling	1	1	0
Aggravated Assault	13	13	0
Simple Assault	53	53	0
Intimidation	10	10	0
Robbery	2	2	0
Burglary/Breaking & Entering	22	19	3
Counterfeiting/Forgery	23	22	1
Destruction/Damage/Vandalism of Property	16	12	4
False Pretenses/Swindle/Confidence Game	16	16	0
Shoplifting	32	31	1
Theft of Motor Vehicle Parts/Accessories	1	1	0
Motor Vehicle Theft	4	4	0
Stolen Property Offenses	28	28	0
Drug/Narcotic Violations	232	228	4
Drug Equipment Violations	5	5	0
Weapon Law Violations	6	6	0
Disorderly Conduct	5	5	0
Driving Under The Influence	46	46	0
Drunkenness	10	10	0
Liquor Law Violations	4	4	0
All Other Offenses	76	73	2
Others	46	46	0

<b>Beckley SP</b>	<b>TOTAL</b>	<b>654</b>	<b>638</b>	<b>15</b>
-------------------	--------------	------------	------------	-----------

### DNR - 4 - Raleigh

Drug/Narcotic Violations	3	3	0
Driving Under The Influence	1	1	0
All Other Offenses	118	110	7

<b>DNR - 4 - Raleigh</b>	<b>TOTAL</b>	<b>122</b>	<b>114</b>	<b>7</b>
--------------------------	--------------	------------	------------	----------

# ARRESTS (Group "A" and "B") by AGENCY

## 2012

# of ARRESTS	Adult Arrests	Juvenile Arrests
--------------	---------------	------------------

### Raleigh Co SO

Murder and Nonnegligent Manslaughter	3	2	1
Forcible Fondling	1	1	0
Statutory Rape	1	1	0
Aggravated Assault	69	69	0
Simple Assault	173	171	2
Intimidation	19	19	0
Robbery	22	21	1
Burglary/Breaking & Entering	64	62	2
Counterfeiting/Forgery	17	17	0
Destruction/Damage/Vandalism of Property	25	25	0
False Pretenses/Swindle/Confidence Game	9	9	0
Credit Card/Automatic Teller Fraud	2	2	0
Shoplifting	49	47	2
Theft From Motor Vehicle	4	4	0
Theft of Motor Vehicle Parts/Accessories	1	1	0
Motor Vehicle Theft	11	11	0
Stolen Property Offenses	23	23	0
Drug/Narcotic Violations	63	62	1
Weapon Law Violations	8	8	0
Bad Checks	32	32	0
Disorderly Conduct	15	15	0
Driving Under The Influence	243	242	1
Drunkenness	3	3	0
Family Offenses (Nonviolent)	6	6	0
Liquor Law Violations	8	8	0
Trespass of Real Property	2	2	0
All Other Offenses	261	259	2
Others	48	47	1
<b>Raleigh Co SO</b>	<b>TOTAL</b>	<b>1,182</b>	<b>1,169</b>
		<b>13</b>	

# ARRESTS (Group "A" and "B") by AGENCY

## 2012

# of ARRESTS	Adult Arrests	Juvenile Arrests
--------------	---------------	------------------

### Sophia PD

Sexual Assault With An Object	1	1	0
Aggravated Assault	3	1	2
Simple Assault	33	28	5
Intimidation	3	2	1
Kidnaping/Abduction	1	1	0
Robbery	2	2	0
Burglary/Breaking & Entering	3	3	0
Counterfeiting/Forgery	1	1	0
Destruction/Damage/Vandalism of Property	3	1	2
Shoplifting	10	10	0
Theft From Building	1	1	0
Stolen Property Offenses	1	1	0
Drug/Narcotic Violations	37	30	7
Weapon Law Violations	1	0	1
Curfew/Loitering/Vagrancy Violations	3	1	2
Disorderly Conduct	9	9	0
Driving Under The Influence	12	12	0
Drunkenness	17	17	0
Family Offenses (Nonviolent)	2	2	0
Liquor Law Violations	6	1	5
Trespass of Real Property	5	5	0
All Other Offenses	28	16	12
Others	5	4	1

<b>Sophia PD</b>	<b>TOTAL</b>	<b>187</b>	<b>149</b>	<b>38</b>
------------------	--------------	------------	------------	-----------

### Turnpike - Raleigh

Simple Assault	1	1	0
Intimidation	1	1	0
Destruction/Damage/Vandalism of Property	2	2	0
Shoplifting	3	3	0
Stolen Property Offenses	5	5	0
Drug/Narcotic Violations	69	66	3
Prostitution	1	1	0
Assisting or Promoting Prostitution	3	3	0
Weapon Law Violations	1	1	0
Driving Under The Influence	14	14	0
Liquor Law Violations	1	1	0
Trespass of Real Property	2	2	0
All Other Offenses	6	6	0
Others	1	1	0

<b>Turnpike - Raleigh</b>	<b>TOTAL</b>	<b>110</b>	<b>107</b>	<b>3</b>
---------------------------	--------------	------------	------------	----------

<b>Raleigh</b>	<b>County</b>	<b>TOTAL</b>	<b>4,833</b>	<b>4,592</b>	<b>239</b>
----------------	---------------	--------------	--------------	--------------	------------

# ARRESTS (Group "A" and "B") by AGENCY

2012

# of ARRESTS	Adult Arrests	Juvenile Arrests
--------------	---------------	------------------

## Randolph County

### Elkins PD

Forcible Fondling	3	3	0
Aggravated Assault	20	19	1
Simple Assault	11	11	0
Intimidation	4	4	0
Arson	1	1	0
Burglary/Breaking & Entering	6	6	0
Counterfeiting/Forgery	2	2	0
Destruction/Damage/Vandalism of Property	10	9	1
False Pretenses/Swindle/Confidence Game	3	3	0
Credit Card/Automatic Teller Fraud	1	1	0
Shoplifting	30	28	2
Stolen Property Offenses	2	2	0
Drug/Narcotic Violations	31	31	0
Weapon Law Violations	1	1	0
Disorderly Conduct	8	7	1
Driving Under The Influence	10	10	0
Drunkenness	23	23	0
Liquor Law Violations	18	13	5
Trespass of Real Property	4	4	0
All Other Offenses	79	68	11
Others	16	16	0
<b>Elkins PD</b>	<b>TOTAL</b>	<b>283</b>	<b>262</b>
			<b>21</b>

# ARRESTS (Group "A" and "B") by AGENCY

## 2012

# of ARRESTS	Adult Arrests	Juvenile Arrests
--------------	---------------	------------------

### **Elkins SP**

Forcible Rape	4	3	1	
Forcible Fondling	1	1	0	
Aggravated Assault	20	20	0	
Simple Assault	74	74	0	
Intimidation	23	23	0	
Arson	4	4	0	
Burglary/Breaking & Entering	16	16	0	
Counterfeiting/Forgery	4	4	0	
Destruction/Damage/Vandalism of Property	20	20	0	
False Pretenses/Swindle/Confidence Game	2	2	0	
Impersonation	1	1	0	
Wire Fraud	1	1	0	
Shoplifting	79	74	5	
Theft From Motor Vehicle	9	9	0	
Motor Vehicle Theft	3	3	0	
Stolen Property Offenses	6	6	0	
Drug/Narcotic Violations	71	70	1	
Drug Equipment Violations	2	2	0	
Weapon Law Violations	3	3	0	
Bad Checks	10	10	0	
Disorderly Conduct	1	1	0	
Driving Under The Influence	47	47	0	
Drunkenness	6	6	0	
Family Offenses (Nonviolent)	2	2	0	
Liquor Law Violations	7	4	3	
Trespass of Real Property	3	3	0	
All Other Offenses	78	78	0	
Others	23	23	0	
<b>Elkins SP</b>	<b>520</b>	<b>510</b>	<b>10</b>	<b>TOTAL</b>



# ARRESTS (Group "A" and "B") by AGENCY

## 2012

# of ARRESTS	Adult Arrests	Juvenile Arrests
--------------	---------------	------------------

### Randolph Co SO

Murder and Nonnegligent Manslaughter	1	1	0
Forcible Rape	1	1	0
Aggravated Assault	13	13	0
Simple Assault	1	1	0
Burglary/Breaking & Entering	1	1	0
Destruction/Damage/Vandalism of Property	3	3	0
False Pretenses/Swindle/Confidence Game	5	5	0
Shoplifting	10	10	0
Drug/Narcotic Violations	6	6	0
Drug Equipment Violations	2	2	0
Disorderly Conduct	1	1	0
Driving Under The Influence	14	13	1
Trespass of Real Property	4	4	0
All Other Offenses	21	20	1
Others	4	4	0
<b>Randolph Co SO</b>	<b>TOTAL</b>	<b>87</b>	<b>85</b>
<b>Randolph County</b>	<b>TOTAL</b>	<b>890</b>	<b>857</b>

### Ritchie County

#### DNR - 6 - Ritchie

Drug/Narcotic Violations	1	1	0
All Other Offenses	28	26	2
<b>DNR - 6 - Ritchie</b>	<b>TOTAL</b>	<b>29</b>	<b>27</b>

#### Harrisville PD

Forcible Rape	1	1	0
Simple Assault	1	1	0
Destruction/Damage/Vandalism of Property	3	3	0
False Pretenses/Swindle/Confidence Game	1	1	0
Drug/Narcotic Violations	4	4	0
Driving Under The Influence	1	1	0
All Other Offenses	2	2	0
<b>Harrisville PD</b>	<b>TOTAL</b>	<b>13</b>	<b>13</b>

# ARRESTS (Group "A" and "B") by AGENCY

## 2012

# of ARRESTS	Adult Arrests	Juvenile Arrests
--------------	---------------	------------------

### Harrisville SP

Forcible Rape	1	1	0
Forcible Sodomy	1	1	0
Incest	1	1	0
Aggravated Assault	4	4	0
Simple Assault	19	19	0
Intimidation	1	1	0
Kidnaping/Abduction	1	1	0
Burglary/Breaking & Entering	4	1	0
Counterfeiting/Forgery	3	3	0
Destruction/Damage/Vandalism of Property	3	3	0
False Pretenses/Swindle/Confidence Game	1	1	0
Motor Vehicle Theft	2	2	0
Drug/Narcotic Violations	34	34	0
Drug Equipment Violations	3	3	0
Disorderly Conduct	3	3	0
Driving Under The Influence	14	14	0
Drunkenness	3	2	1
Trespass of Real Property	1	1	0
All Other Offenses	11	11	0
Others	2	2	0

<b>Harrisville SP</b>	<b>TOTAL</b>	<b>112</b>	<b>108</b>	<b>1</b>
-----------------------	--------------	------------	------------	----------

### Pennsboro PD

Aggravated Assault	1	1	0
Simple Assault	1	1	0
Drug/Narcotic Violations	3	3	0
Driving Under The Influence	5	5	0
Drunkenness	1	1	0
All Other Offenses	1	1	0

<b>Pennsboro PD</b>	<b>TOTAL</b>	<b>12</b>	<b>12</b>	<b>0</b>
---------------------	--------------	-----------	-----------	----------

# ARRESTS (Group "A" and "B") by AGENCY

---

## 2012

# of ARRESTS	Adult Arrests	Juvenile Arrests
--------------	---------------	------------------

### Ritchie Co SO

Aggravated Assault		2	1	1
Simple Assault		15	14	1
Intimidation		2	2	0
Counterfeiting/Forgery		2	2	0
Destruction/Damage/Vandalism of Property		3	3	0
Theft From Building		1	1	0
Drug/Narcotic Violations		15	15	0
Driving Under The Influence		11	11	0
Trespass of Real Property		6	6	0
All Other Offenses		17	17	0
Others		6	6	0
<b>Ritchie Co SO</b>	<b>TOTAL</b>	<b>80</b>	<b>78</b>	<b>2</b>
<b>Ritchie</b>	<b>County</b>	<b>TOTAL</b>	<b>246</b>	<b>238</b>

---

### Roane County

<b>DNR - 6 - Roane</b>				
Driving Under The Influence		2	2	0
All Other Offenses		65	62	2
<b>DNR - 6 - Roane</b>	<b>TOTAL</b>	<b>67</b>	<b>64</b>	<b>2</b>

# ARRESTS (Group "A" and "B") by AGENCY

---

## 2012

# of ARRESTS	Adult Arrests	Juvenile Arrests
--------------	---------------	------------------

### Roane Co SO

Forcible Rape	1	1	0	
Statutory Rape	1	1	0	
Aggravated Assault	18	17	1	
Simple Assault	27	27	0	
Counterfeiting/Forgery	3	3	0	
Destruction/Damage/Vandalism of Property	2	2	0	
False Pretenses/Swindle/Confidence Game	3	3	0	
Wire Fraud	1	1	0	
Shoplifting	2	2	0	
Motor Vehicle Theft	5	5	0	
Stolen Property Offenses	1	1	0	
Drug/Narcotic Violations	36	35	1	
Weapon Law Violations	1	1	0	
Bad Checks	3	3	0	
Disorderly Conduct	5	1	4	
Driving Under The Influence	19	19	0	
Drunkenness	13	13	0	
Family Offenses (Nonviolent)	10	10	0	
Liquor Law Violations	11	8	3	
Trespass of Real Property	2	2	0	
All Other Offenses	84	74	10	
Others	5	5	0	
<b>Roane Co SO</b>	<b>253</b>	<b>234</b>	<b>19</b>	<b>TOTAL</b>

# ARRESTS (Group "A" and "B") by AGENCY

---

## 2012

# of ARRESTS	Adult Arrests	Juvenile Arrests
--------------	---------------	------------------

### Spencer PD

Aggravated Assault	1	1	0	
Simple Assault	23	19	4	
Intimidation	1	1	0	
Burglary/Breaking & Entering	2	2	0	
Counterfeiting/Forgery	2	2	0	
Destruction/Damage/Vandalism of Property	1	1	0	
False Pretenses/Swindle/Confidence Game	2	2	0	
Impersonation	1	1	0	
Shoplifting	18	17	1	
Theft From Building	9	8	1	
Theft From Motor Vehicle	1	1	0	
Drug/Narcotic Violations	9	7	2	
Weapon Law Violations	2	2	0	
Disorderly Conduct	7	6	1	
Driving Under The Influence	16	16	0	
Drunkenness	40	40	0	
Liquor Law Violations	6	6	0	
Trespass of Real Property	2	1	1	
All Other Offenses	40	39	1	
Others	8	6	2	
<b>Spencer PD</b>	<b>TOTAL</b>	<b>191</b>	<b>178</b>	<b>13</b>

# ARRESTS (Group "A" and "B") by AGENCY

## 2012

# of ARRESTS	Adult Arrests	Juvenile Arrests
--------------	---------------	------------------

### Spencer SP

Forcible Rape	1	1	0
Forcible Fondling	1	1	0
Aggravated Assault	6	5	1
Simple Assault	21	19	2
Intimidation	5	4	1
Arson	1	1	0
Burglary/Breaking & Entering	8	8	0
Counterfeiting/Forgery	1	0	1
Destruction/Damage/Vandalism of Property	4	4	0
False Pretenses/Swindle/Confidence Game	1	1	0
Shoplifting	6	6	0
Drug/Narcotic Violations	55	55	0
Drug Equipment Violations	1	1	0
Weapon Law Violations	5	5	0
Driving Under The Influence	25	25	0
Drunkenness	40	38	2
Liquor Law Violations	11	11	0
Trespass of Real Property	2	2	0
All Other Offenses	24	21	3
Others	9	9	0
<b>Spencer SP</b>	<b>TOTAL</b>	<b>227</b>	<b>217</b>
<b>Roane</b>	<b>County</b>	<b>TOTAL</b>	<b>738</b>
			<b>693</b>
			<b>44</b>

### Summers County

#### DNR - 4 - Summers

Trespass of Real Property	2	2	0
All Other Offenses	82	79	3
<b>DNR - 4 - Summers</b>	<b>TOTAL</b>	<b>84</b>	<b>81</b>
			<b>3</b>

# ARRESTS (Group "A" and "B") by AGENCY

## 2012

# of ARRESTS	Adult Arrests	Juvenile Arrests
--------------	---------------	------------------

### Hinton SP

Forcible Rape	2	2	0
Aggravated Assault	4	4	0
Simple Assault	15	14	1
Intimidation	5	5	0
Burglary/Breaking & Entering	14	13	0
Counterfeiting/Forgery	10	10	0
Destruction/Damage/Vandalism of Property	3	2	1
Extortion/Blackmail	1	0	1
False Pretenses/Swindle/Confidence Game	4	4	0
Theft From Motor Vehicle	1	1	0
Motor Vehicle Theft	1	1	0
Drug/Narcotic Violations	5	5	0
Weapon Law Violations	1	1	0
Driving Under The Influence	12	12	0
All Other Offenses	4	4	0
Others	3	3	0

<b>Hinton SP</b>	<b>TOTAL</b>	<b>85</b>	<b>81</b>	<b>3</b>
------------------	--------------	-----------	-----------	----------

### Summers Co SO

Drug/Narcotic Violations	3	3	0
Driving Under The Influence	1	1	0

<b>Summers Co SO</b>	<b>TOTAL</b>	<b>4</b>	<b>4</b>	<b>0</b>
----------------------	--------------	----------	----------	----------

<b>Summers</b>	<b>County</b>	<b>TOTAL</b>	<b>173</b>	<b>166</b>	<b>6</b>
----------------	---------------	--------------	------------	------------	----------

### **Taylor County**

#### DNR - 1 - Taylor

All Other Offenses	14	14	0
--------------------	----	----	---

<b>DNR - 1 - Taylor</b>	<b>TOTAL</b>	<b>14</b>	<b>14</b>	<b>0</b>
-------------------------	--------------	-----------	-----------	----------

# ARRESTS (Group "A" and "B") by AGENCY

## 2012

# of ARRESTS	Adult Arrests	Juvenile Arrests
--------------	---------------	------------------

### Grafton PD

Forcible Fondling	1	1	0
Aggravated Assault	1	1	0
Simple Assault	14	14	0
Intimidation	1	1	0
Counterfeiting/Forgery	2	2	0
False Pretenses/Swindle/Confidence Game	1	1	0
Shoplifting	2	2	0
Drug/Narcotic Violations	9	9	0
Pornography/Obscene Material	1	1	0
Weapon Law Violations	2	2	0
Disorderly Conduct	1	1	0
Driving Under The Influence	7	7	0
Drunkenness	1	1	0
All Other Offenses	4	4	0
Others	2	2	0

<b>Grafton PD</b>	<b>TOTAL</b>	<b>49</b>	<b>49</b>	<b>0</b>
-------------------	--------------	-----------	-----------	----------

### Grafton SP

Sexual Assault With An Object	1	1	0
Forcible Fondling	1	0	1
Aggravated Assault	1	1	0
Simple Assault	1	1	0
Intimidation	2	2	0
Counterfeiting/Forgery	1	1	0
Destruction/Damage/Vandalism of Property	1	1	0
Motor Vehicle Theft	1	1	0
Drug/Narcotic Violations	4	4	0
Weapon Law Violations	1	1	0
Driving Under The Influence	1	1	0
Liquor Law Violations	1	1	0
All Other Offenses	3	3	0
Others	1	1	0

<b>Grafton SP</b>	<b>TOTAL</b>	<b>20</b>	<b>19</b>	<b>1</b>
-------------------	--------------	-----------	-----------	----------

### Taylor Co SO

Incest	1	1	0
Burglary/Breaking & Entering	1	1	0
All Other Offenses	2	1	1

<b>Taylor Co SO</b>	<b>TOTAL</b>	<b>4</b>	<b>3</b>	<b>1</b>
---------------------	--------------	----------	----------	----------

<b>Taylor</b>	<b>County</b>	<b>TOTAL</b>	<b>87</b>	<b>85</b>	<b>2</b>
---------------	---------------	--------------	-----------	-----------	----------

**Tucker County**



# ARRESTS (Group "A" and "B") by AGENCY

## 2012

# of ARRESTS	Adult Arrests	Juvenile Arrests
--------------	---------------	------------------

### DNR - 1 - Tucker

All Other Offenses	11	11	0	
<b>DNR - 1 - Tucker</b>				<b>TOTAL</b>
	<b>11</b>	<b>11</b>	<b>0</b>	

### Parsons PD

Aggravated Assault	8	8	0	
Burglary/Breaking & Entering	4	2	2	
Destruction/Damage/Vandalism of Property	4	2	2	
All Other Offenses	3	3	0	
Others	3	3	0	
<b>Parsons PD</b>				<b>TOTAL</b>
	<b>22</b>	<b>18</b>	<b>4</b>	

### Parsons SP

Forcible Rape	1	1	0	
Forcible Sodomy	1	1	0	
Forcible Fondling	1	1	0	
Aggravated Assault	1	1	0	
Simple Assault	16	16	0	
Intimidation	5	5	0	
Burglary/Breaking & Entering	4	2	2	
Counterfeiting/Forgery	1	1	0	
Destruction/Damage/Vandalism of Property	3	3	0	
False Pretenses/Swindle/Confidence Game	1	1	0	
Shoplifting	3	3	0	
Drug/Narcotic Violations	13	11	2	
Weapon Law Violations	3	3	0	
Bad Checks	2	2	0	
Disorderly Conduct	4	4	0	
Driving Under The Influence	18	18	0	
Family Offenses (Nonviolent)	2	2	0	
Liquor Law Violations	9	8	1	
All Other Offenses	11	10	1	
Others	4	4	0	
<b>Parsons SP</b>				<b>TOTAL</b>
	<b>103</b>	<b>97</b>	<b>6</b>	

# ARRESTS (Group "A" and "B") by AGENCY

## 2012

# of ARRESTS	Adult Arrests	Juvenile Arrests
--------------	---------------	------------------

### Tucker Co SO

Forcible Fondling	1	1	0
Aggravated Assault	2	2	0
Simple Assault	3	3	0
Intimidation	3	3	0
Weapon Law Violations	1	1	0
Driving Under The Influence	2	2	0
Liquor Law Violations	1	1	0
All Other Offenses	1	1	0
Others	1	1	0
<b>Tucker Co SO</b>	<b>15</b>	<b>15</b>	<b>0</b>
<b>Tucker County</b>	<b>151</b>	<b>141</b>	<b>10</b>

### Tyler County

#### DNR - 6 - Tyler

All Other Offenses	13	12	1
<b>DNR - 6 - Tyler</b>	<b>13</b>	<b>12</b>	<b>1</b>

#### Paden City PD

Burglary/Breaking & Entering	1	1	0
Driving Under The Influence	1	1	0
<b>Paden City PD</b>	<b>2</b>	<b>2</b>	<b>0</b>

#### Sistersville PD

Simple Assault	3	3	0
Drug/Narcotic Violations	1	1	0
Driving Under The Influence	3	3	0
All Other Offenses	1	1	0
<b>Sistersville PD</b>	<b>8</b>	<b>8</b>	<b>0</b>

# ARRESTS (Group "A" and "B") by AGENCY

2012

# of ARRESTS	Adult Arrests	Juvenile Arrests
--------------	---------------	------------------

## Tyler Co SO

Forcible Sodomy		1	1	0
Forcible Fondling		1	1	0
Aggravated Assault		7	7	0
Simple Assault		10	10	0
Intimidation		3	3	0
Counterfeiting/Forgery		2	2	0
Destruction/Damage/Vandalism of Property		1	1	0
Theft From Building		7	1	6
Drug/Narcotic Violations		8	8	0
Pornography/Obscene Material		2	0	2
Bad Checks		3	3	0
Disorderly Conduct		2	2	0
Driving Under The Influence		49	49	0
Drunkenness		4	4	0
Liquor Law Violations		3	3	0
All Other Offenses		7	6	1
Others		2	1	1
<b>Tyler Co SO</b>	<b>TOTAL</b>	<b>112</b>	<b>102</b>	<b>10</b>
<b>Tyler</b>	<b>County</b>	<b>TOTAL</b>	<b>135</b>	<b>124</b>
				<b>11</b>

## Upshur County

### Buckhannon PD

Simple Assault		3	3	0
Intimidation		1	1	0
Destruction/Damage/Vandalism of Property		1	1	0
False Pretenses/Swindle/Confidence Game		1	1	0
Shoplifting		21	14	7
Theft From Building		1	1	0
Theft From Motor Vehicle		1	1	0
Motor Vehicle Theft		3	2	1
Drug/Narcotic Violations		7	7	0
Driving Under The Influence		3	3	0
Liquor Law Violations		4	4	0
Trespass of Real Property		3	3	0
All Other Offenses		14	11	3
Others		2	2	0
<b>Buckhannon PD</b>	<b>TOTAL</b>	<b>65</b>	<b>54</b>	<b>11</b>

# ARRESTS (Group "A" and "B") by AGENCY

## 2012

# of ARRESTS	Adult Arrests	Juvenile Arrests
--------------	---------------	------------------

### **Buckhannon SP**

Murder and Nonnegligent Manslaughter	3	3	0
Simple Assault	20	20	0
Intimidation	4	4	0
Burglary/Breaking & Entering	3	3	0
Counterfeiting/Forgery	1	1	0
Destruction/Damage/Vandalism of Property	8	8	0
Impersonation	1	1	0
Shoplifting	1	1	0
Motor Vehicle Theft	1	1	0
Stolen Property Offenses	4	4	0
Drug/Narcotic Violations	11	11	0
Drug Equipment Violations	3	3	0
Weapon Law Violations	1	1	0
Driving Under The Influence	15	14	1
Drunkenness	1	1	0
Family Offenses (Nonviolent)	1	1	0
Liquor Law Violations	4	2	2
Trespass of Real Property	1	1	0
All Other Offenses	8	8	0
Others	10	10	0

<b>Buckhannon SP</b>	<b>TOTAL</b>	<b>101</b>	<b>98</b>	<b>3</b>
----------------------	--------------	------------	-----------	----------

### **Upshur Co SO**

Aggravated Assault	2	2	0
Simple Assault	27	27	0
Kidnaping/Abduction	2	2	0
Burglary/Breaking & Entering	2	2	0
Destruction/Damage/Vandalism of Property	4	4	0
False Pretenses/Swindle/Confidence Game	2	2	0
Shoplifting	3	3	0
Stolen Property Offenses	2	2	0
Drug/Narcotic Violations	3	3	0
Driving Under The Influence	5	5	0
Liquor Law Violations	1	1	0
All Other Offenses	7	7	0
Others	12	12	0

<b>Upshur Co SO</b>	<b>TOTAL</b>	<b>72</b>	<b>72</b>	<b>0</b>
---------------------	--------------	-----------	-----------	----------

<b>Upshur</b>	<b>County</b>	<b>TOTAL</b>	<b>238</b>	<b>224</b>	<b>14</b>
---------------	---------------	--------------	------------	------------	-----------

**Wayne County**

# ARRESTS (Group "A" and "B") by AGENCY

## 2012

# of ARRESTS	Adult Arrests	Juvenile Arrests
--------------	---------------	------------------

<b>Ceredo PD</b>			
Aggravated Assault	1	1	0
Driving Under The Influence	1	1	0
All Other Offenses	3	3	0
<b>Ceredo PD</b>	<b>5</b>	<b>5</b>	<b>0</b>
<b>DNR - 5 - Wayne</b>			
Trespass of Real Property	1	1	0
All Other Offenses	90	84	5
<b>DNR - 5 - Wayne</b>	<b>91</b>	<b>85</b>	<b>5</b>
<b>Fort Gay PD</b>			
Simple Assault	3	3	0
Drug/Narcotic Violations	2	2	0
Disorderly Conduct	2	2	0
Driving Under The Influence	3	3	0
All Other Offenses	1	1	0
<b>Fort Gay PD</b>	<b>11</b>	<b>11</b>	<b>0</b>
<b>Kenova PD</b>			
Aggravated Assault	3	2	1
Simple Assault	7	5	2
Intimidation	1	1	0
Burglary/Breaking & Entering	2	2	0
Destruction/Damage/Vandalism of Property	2	2	0
Shoplifting	3	3	0
Stolen Property Offenses	4	4	0
Drug/Narcotic Violations	4	4	0
Driving Under The Influence	30	30	0
Drunkenness	8	8	0
Trespass of Real Property	4	4	0
All Other Offenses	47	47	0
Others	1	1	0
<b>Kenova PD</b>	<b>116</b>	<b>113</b>	<b>3</b>

# ARRESTS (Group "A" and "B") by AGENCY

---

## 2012

# of ARRESTS	Adult Arrests	Juvenile Arrests
--------------	---------------	------------------

### Wayne Co SO

Aggravated Assault	22	20	2
Simple Assault	32	32	0
Intimidation	3	3	0
Robbery	4	4	0
Burglary/Breaking & Entering	8	8	0
Theft From Motor Vehicle	3	3	0
Drug/Narcotic Violations	15	15	0
Drug Equipment Violations	1	1	0
Weapon Law Violations	1	1	0
Bad Checks	1	1	0
Driving Under The Influence	52	52	0
All Other Offenses	104	104	0
Others	6	6	0

<b>Wayne Co SO</b>	<b>TOTAL</b>	<b>252</b>	<b>250</b>	<b>2</b>
--------------------	--------------	------------	------------	----------

### Wayne PD

Simple Assault	1	1	0
Drug/Narcotic Violations	1	1	0
Disorderly Conduct	1	1	0
All Other Offenses	1	1	0

<b>Wayne PD</b>	<b>TOTAL</b>	<b>4</b>	<b>4</b>	<b>0</b>
-----------------	--------------	----------	----------	----------

# ARRESTS (Group "A" and "B") by AGENCY

## 2012

# of ARRESTS	Adult Arrests	Juvenile Arrests
--------------	---------------	------------------

### Wayne SP

Murder and Nonnegligent Manslaughter	1	1	0		
Forcible Rape	2	2	0		
Forcible Sodomy	1	0	1		
Forcible Fondling	1	1	0		
Aggravated Assault	10	8	2		
Simple Assault	47	40	7		
Intimidation	8	7	1		
Robbery	2	2	0		
Burglary/Breaking & Entering	17	16	1		
Counterfeiting/Forgery	2	2	0		
Destruction/Damage/Vandalism of Property	6	6	0		
False Pretenses/Swindle/Confidence Game	1	1	0		
Credit Card/Automatic Teller Fraud	2	2	0		
Impersonation	2	2	0		
Shoplifting	20	20	0		
Theft From Building	2	2	0		
Motor Vehicle Theft	3	3	0		
Stolen Property Offenses	3	3	0		
Drug/Narcotic Violations	28	28	0		
Drug Equipment Violations	5	5	0		
Weapon Law Violations	1	1	0		
Disorderly Conduct	6	5	1		
Driving Under The Influence	13	13	0		
Drunkenness	5	5	0		
Family Offenses (Nonviolent)	6	6	0		
Liquor Law Violations	14	13	1		
Trespass of Real Property	5	5	0		
All Other Offenses	37	35	2		
Others	21	19	2		
<b>Wayne SP</b>	<b>TOTAL</b>	<b>271</b>	<b>253</b>	<b>18</b>	
<b>Wayne</b>	<b>County</b>	<b>TOTAL</b>	<b>750</b>	<b>721</b>	<b>28</b>

### **Webster County**

# ARRESTS (Group "A" and "B") by AGENCY

## 2012

# of ARRESTS	Adult Arrests	Juvenile Arrests
--------------	---------------	------------------

### Upperglade SP

Murder and Nonnegligent Manslaughter	2	2	0
Aggravated Assault	17	17	0
Simple Assault	5	5	0
Intimidation	4	4	0
Burglary/Breaking & Entering	9	9	0
Destruction/Damage/Vandalism of Property	4	4	0
False Pretenses/Swindle/Confidence Game	1	1	0
Welfare Fraud	1	1	0
Theft From Building	1	1	0
Stolen Property Offenses	2	2	0
Drug/Narcotic Violations	54	54	0
Weapon Law Violations	2	2	0
Driving Under The Influence	15	15	0
Drunkenness	3	3	0
Liquor Law Violations	6	4	2
Trespass of Real Property	4	4	0
All Other Offenses	22	20	2
Others	2	2	0
<b>Upperglade SP</b>	<b>TOTAL</b>	<b>154</b>	<b>150</b>
<b>Webster</b>	<b>County</b>	<b>TOTAL</b>	<b>154</b>
			<b>150</b>
			<b>4</b>

### Wetzel County

#### DNR - 1 - Wetzel

Drunkenness	1	1	0
All Other Offenses	21	20	1
<b>DNR - 1 - Wetzel</b>	<b>TOTAL</b>	<b>22</b>	<b>21</b>
			<b>1</b>



# ARRESTS (Group "A" and "B") by AGENCY

## 2012

# of ARRESTS	Adult Arrests	Juvenile Arrests
--------------	---------------	------------------

### Hundred SP

Sexual Assault With An Object	2	2	0
Aggravated Assault	1	1	0
Simple Assault	27	25	2
Intimidation	1	1	0
Arson	1	1	0
Burglary/Breaking & Entering	3	3	0
Destruction/Damage/Vandalism of Property	3	3	0
False Pretenses/Swindle/Confidence Game	7	7	0
Shoplifting	1	1	0
Motor Vehicle Theft	2	2	0
Stolen Property Offenses	1	1	0
Drug/Narcotic Violations	4	4	0
Bad Checks	5	5	0
Driving Under The Influence	5	5	0
Drunkenness	1	1	0
Trespass of Real Property	1	1	0
All Other Offenses	4	4	0
Others	1	1	0

<b>Hundred SP</b>	<b>TOTAL</b>	<b>70</b>	<b>68</b>	<b>2</b>
-------------------	--------------	-----------	-----------	----------

### New Martinsville PD

Aggravated Assault	3	3	0
Simple Assault	11	11	0
Robbery	1	1	0
Burglary/Breaking & Entering	1	1	0
Counterfeiting/Forgery	1	1	0
Destruction/Damage/Vandalism of Property	2	2	0
False Pretenses/Swindle/Confidence Game	1	1	0
Shoplifting	4	4	0
Drug/Narcotic Violations	4	4	0
Driving Under The Influence	2	2	0
Trespass of Real Property	1	1	0
All Other Offenses	2	2	0

<b>New Martinsville PD</b>	<b>TOTAL</b>	<b>33</b>	<b>33</b>	<b>0</b>
----------------------------	--------------	-----------	-----------	----------

# ARRESTS (Group "A" and "B") by AGENCY

## 2012

# of ARRESTS	Adult Arrests	Juvenile Arrests
--------------	---------------	------------------

### Paden City SP

Forcible Fondling	1	1	0
Aggravated Assault	3	3	0
Simple Assault	8	8	0
Intimidation	1	1	0
Arson	1	1	0
Burglary/Breaking & Entering	2	2	0
Counterfeiting/Forgery	1	1	0
Destruction/Damage/Vandalism of Property	2	2	0
Drug/Narcotic Violations	10	10	0
Driving Under The Influence	7	7	0
Trespass of Real Property	1	1	0
All Other Offenses	8	8	0
Others	1	1	0

<b>Paden City SP</b>	<b>TOTAL</b>	<b>46</b>	<b>46</b>	<b>0</b>
----------------------	--------------	-----------	-----------	----------

### Wetzel Co SO

Aggravated Assault	4	4	0
Simple Assault	3	3	0
Burglary/Breaking & Entering	1	1	0
Destruction/Damage/Vandalism of Property	1	1	0
Driving Under The Influence	12	12	0
All Other Offenses	5	5	0

<b>Wetzel Co SO</b>	<b>TOTAL</b>	<b>26</b>	<b>26</b>	<b>0</b>
---------------------	--------------	-----------	-----------	----------

<b>Wetzel County</b>	<b>TOTAL</b>	<b>197</b>	<b>194</b>	<b>3</b>
----------------------	--------------	------------	------------	----------

### **Wirt County**

#### DNR - 6 - Wirt

Liquor Law Violations	1	1	0
Trespass of Real Property	2	2	0
All Other Offenses	41	40	0

<b>DNR - 6 - Wirt</b>	<b>TOTAL</b>	<b>44</b>	<b>43</b>	<b>0</b>
-----------------------	--------------	-----------	-----------	----------

# ARRESTS (Group "A" and "B") by AGENCY

## 2012

# of ARRESTS	Adult Arrests	Juvenile Arrests
--------------	---------------	------------------

### Elizabeth SP

Sexual Assault With An Object	1	1	0
Forcible Fondling	1	1	0
Statutory Rape	1	1	0
Aggravated Assault	3	3	0
Simple Assault	11	11	0
Intimidation	1	0	1
Burglary/Breaking & Entering	1	1	0
Destruction/Damage/Vandalism of Property	5	5	0
Shoplifting	1	1	0
Drug/Narcotic Violations	11	11	0
Driving Under The Influence	14	14	0
Liquor Law Violations	1	1	0
All Other Offenses	8	8	0

<b>Elizabeth SP</b>	<b>TOTAL</b>	<b>59</b>	<b>58</b>	<b>1</b>
---------------------	--------------	-----------	-----------	----------

### Wirt Co SO

Aggravated Assault	3	3	0
Intimidation	1	1	0
False Pretenses/Swindle/Confidence Game	1	1	0
Theft of Motor Vehicle Parts/Accessories	1	1	0
Drug/Narcotic Violations	1	1	0
Driving Under The Influence	1	1	0
All Other Offenses	2	2	0
Others	1	1	0

<b>Wirt Co SO</b>	<b>TOTAL</b>	<b>11</b>	<b>11</b>	<b>0</b>
-------------------	--------------	-----------	-----------	----------

<b>Wirt</b>	<b>County</b>	<b>TOTAL</b>	<b>114</b>	<b>112</b>	<b>1</b>
-------------	---------------	--------------	------------	------------	----------

### Wood County

#### DNR - 6 - Wood

Simple Assault	1	1	0
Drug/Narcotic Violations	11	11	0
Weapon Law Violations	1	1	0
Driving Under The Influence	4	4	0
All Other Offenses	229	213	14

<b>DNR - 6 - Wood</b>	<b>TOTAL</b>	<b>246</b>	<b>230</b>	<b>14</b>
-----------------------	--------------	------------	------------	-----------

# ARRESTS (Group "A" and "B") by AGENCY

## 2012

# of ARRESTS	Adult Arrests	Juvenile Arrests
--------------	---------------	------------------

### Parkersburg PD

Murder and Nonnegligent Manslaughter	1	1	0
Forcible Rape	3	2	1
Incest	1	1	0
Aggravated Assault	27	26	1
Simple Assault	178	170	8
Intimidation	36	35	1
Kidnaping/Abduction	1	1	0
Robbery	4	4	0
Burglary/Breaking & Entering	23	21	2
Counterfeiting/Forgery	14	14	0
Destruction/Damage/Vandalism of Property	44	34	10
False Pretenses/Swindle/Confidence Game	10	10	0
Credit Card/Automatic Teller Fraud	11	10	1
Shoplifting	40	27	13
Theft From Building	5	5	0
Theft From Motor Vehicle	6	6	0
Theft of Motor Vehicle Parts/Accessories	1	1	0
Motor Vehicle Theft	13	13	0
Stolen Property Offenses	8	8	0
Drug/Narcotic Violations	69	59	10
Weapon Law Violations	11	11	0
Curfew/Loitering/Vagrancy Violations	7	6	1
Disorderly Conduct	27	25	2
Driving Under The Influence	147	147	0
Drunkenness	33	33	0
Liquor Law Violations	5	3	2
Trespass of Real Property	8	4	4
All Other Offenses	133	120	13
Others	43	43	0
<b>Parkersburg PD</b>	<b>TOTAL</b>	<b>909</b>	<b>840</b>
			<b>69</b>

# ARRESTS (Group "A" and "B") by AGENCY

## 2012

# of ARRESTS	Adult Arrests	Juvenile Arrests
--------------	---------------	------------------

### Parkersburg SP

Forcible Fondling	1	1	0
Aggravated Assault	1	1	0
Simple Assault	10	9	0
Burglary/Breaking & Entering	3	3	0
Destruction/Damage/Vandalism of Property	4	4	0
Shoplifting	1	1	0
Motor Vehicle Theft	1	1	0
Stolen Property Offenses	3	3	0
Drug/Narcotic Violations	94	92	1
Drug Equipment Violations	3	3	0
Weapon Law Violations	2	2	0
Disorderly Conduct	1	1	0
Driving Under The Influence	39	39	0
Drunkenness	7	7	0
Family Offenses (Nonviolent)	2	2	0
Liquor Law Violations	20	20	0
Trespass of Real Property	1	1	0
All Other Offenses	28	28	0
Others	12	12	0

<b>Parkersburg SP</b>	<b>TOTAL</b>	<b>233</b>	<b>230</b>	<b>1</b>
-----------------------	--------------	------------	------------	----------

### tf Parkersburg Vio Crime

Drug/Narcotic Violations	12	12	0
--------------------------	----	----	---

<b>tf Parkersburg Vio Crime Narc TOTAL</b>	<b>12</b>	<b>12</b>	<b>0</b>
--	-----------	-----------	----------

# ARRESTS (Group "A" and "B") by AGENCY

## 2012

# of ARRESTS	Adult Arrests	Juvenile Arrests
--------------	---------------	------------------

### Vienna PD

Aggravated Assault	3	3	0
Simple Assault	35	35	0
Intimidation	1	1	0
Burglary/Breaking & Entering	2	2	0
Counterfeiting/Forgery	2	2	0
Destruction/Damage/Vandalism of Property	1	1	0
False Pretenses/Swindle/Confidence Game	3	3	0
Shoplifting	9	9	0
Theft From Motor Vehicle	5	5	0
Drug/Narcotic Violations	8	8	0
Drug Equipment Violations	1	1	0
Weapon Law Violations	1	1	0
Disorderly Conduct	4	4	0
Driving Under The Influence	30	29	1
Drunkenness	2	2	0
All Other Offenses	19	19	0
Others	17	17	0

<b>Vienna PD</b>	<b>TOTAL</b>	<b>143</b>	<b>142</b>	<b>1</b>
------------------	--------------	------------	------------	----------

### Williamstown PD

Aggravated Assault	3	3	0
Driving Under The Influence	1	1	0
All Other Offenses	1	1	0

<b>Williamstown PD</b>	<b>TOTAL</b>	<b>5</b>	<b>5</b>	<b>0</b>
------------------------	--------------	----------	----------	----------

# ARRESTS (Group "A" and "B") by AGENCY

## 2012

# of ARRESTS	Adult Arrests	Juvenile Arrests
--------------	---------------	------------------

### Wood Co SO

Aggravated Assault	27	27	0
Simple Assault	31	31	0
Intimidation	6	6	0
Robbery	2	2	0
Burglary/Breaking & Entering	2	2	0
Destruction/Damage/Vandalism of Property	7	7	0
False Pretenses/Swindle/Confidence Game	3	3	0
Shoplifting	10	10	0
Theft From Building	1	1	0
Motor Vehicle Theft	1	1	0
Stolen Property Offenses	3	3	0
Drug/Narcotic Violations	24	24	0
Weapon Law Violations	4	4	0
Bad Checks	1	1	0
Disorderly Conduct	18	18	0
Driving Under The Influence	60	59	1
Drunkenness	25	25	0
Liquor Law Violations	30	22	8
Trespass of Real Property	1	1	0
All Other Offenses	82	81	1
Others	12	12	0
<b>Wood Co SO</b>	<b>TOTAL</b>	<b>350</b>	<b>340</b>
<b>Wood</b>	<b>County</b>	<b>TOTAL</b>	<b>1,898</b>
		<b>1,799</b>	<b>95</b>

### Wyoming County

<b>DNR - 4 - Wyoming</b>			
All Other Offenses	74	71	3
<b>DNR - 4 - Wyoming</b>	<b>TOTAL</b>	<b>74</b>	<b>71</b>
		<b>3</b>	

# ARRESTS (Group "A" and "B") by AGENCY

## 2012

# of ARRESTS	Adult Arrests	Juvenile Arrests
--------------	---------------	------------------

<b>Jesse SP</b>				
Forcible Rape	1	1	0	
Forcible Fondling	1	1	0	
Statutory Rape	1	1	0	
Aggravated Assault	5	5	0	
Simple Assault	6	6	0	
Intimidation	5	5	0	
Burglary/Breaking & Entering	1	1	0	
Counterfeiting/Forgery	2	2	0	
Destruction/Damage/Vandalism of Property	5	5	0	
False Pretenses/Swindle/Confidence Game	1	1	0	
Motor Vehicle Theft	1	1	0	
Stolen Property Offenses	3	3	0	
Drug/Narcotic Violations	32	32	0	
Driving Under The Influence	9	9	0	
Trespass of Real Property	2	2	0	
All Other Offenses	9	9	0	
Others	5	5	0	
<b>Jesse SP</b>	<b>TOTAL</b>	<b>89</b>	<b>89</b>	<b>0</b>
<b>Oceana PD</b>				
Aggravated Assault	3	3	0	
Drug/Narcotic Violations	1	1	0	
<b>Oceana PD</b>	<b>TOTAL</b>	<b>4</b>	<b>4</b>	<b>0</b>
<b>Wyoming Co SO</b>				
Aggravated Assault	12	12	0	
Simple Assault	5	5	0	
Robbery	1	1	0	
Burglary/Breaking & Entering	1	1	0	
Theft From Building	2	2	0	
Drug/Narcotic Violations	2	2	0	
Weapon Law Violations	2	2	0	
Others	6	6	0	
<b>Wyoming Co SO</b>	<b>TOTAL</b>	<b>31</b>	<b>31</b>	<b>0</b>
<b>Wyoming County</b>	<b>TOTAL</b>	<b>198</b>	<b>195</b>	<b>3</b>



# ARRESTS (Group "A" and "B") by AGENCY

---

**2012**

		# of ARRESTS	Adult Arrests	Juvenile Arrests
<b>WEST VIRGINIA</b>	<b>TOTAL</b>	<b>62,551</b>	<b>60,326</b>	<b>2,179</b>

**NOTE**

Some arrests did not report an age, so they could not be counted in either the juvenile or adult category. This explains why sometimes the two columns do NOT add to the total in the # of Arrests column.

This report only counts the one arrest listed in the incident for the person arrested. It does not include additional offenses in the incident that were cleared by the arrest.

# Section III

# Special Topics

# Seized Drug Report Summary

---

2012

## "Crack" Cocaine

---

Drug Type Measure	Quantity
Dose Units/Items	46.03
Gram	1,026.98
Not Reported	2.00
Ounce	3.80
Pound	4.50

## Additional Drug Types Beyond the two already reported

---

Drug Type Measure	Quantity
-------------------	----------

## Amphetamines/Methamphetamines

---

Drug Type Measure	Quantity
Dose Units/Items	402.87
Gram	641.94
Kilogram	1.00
Liter	9.00
Not Reported	6.00
Ounce	11.33
Pound	

## Barbituates

---

Drug Type Measure	Quantity
Dose Units/Items	379.50
Gram	9.02
Kilogram	3.00

## Cocaine

---

Drug Type Measure	Quantity
Dose Units/Items	53.01
Fluid Ounce	0.50
Gram	1,739.34
Kilogram	5.00
Milliliter	1.00
Not Reported	4.00
Ounce	12.51
Pound	1.00

## Hashish

---

Drug Type Measure	Quantity
Gram	26.03
Ounce	0.00

## Heroin

---

Drug Type Measure	Quantity
Dose Units/Items	3,587.72
Gram	1,355.38
Milliliter	2.00
Not Reported	3.00
Ounce	24.81

## LSD

---

Drug Type Measure	Quantity
Dose Units/Items	1.83

---

# Seized Drug Report Summary

---

2012

## Marijuana

---

Drug Type Measure	Quantity
Dose Units/Items	881.68
Fluid Ounce	18.25
Gallon	0.50
Gram	1,161,400.56
Kilogram	11.28
Milliliter	0.00
Not Reported	60.00
Number of Plants	5,948.36
Ounce	578.32
Pound	372.29

## Morphine

---

Drug Type Measure	Quantity
Dose Units/Items	1,333.56
Fluid Ounce	1.00
Gram	45.50
Ounce	

## Opium

---

Drug Type Measure	Quantity
Dose Units/Items	254.09
Gram	91.01
Ounce	

## Other Depressants (Glutethimide, Quaaludes, etc.)

---

Drug Type Measure	Quantity
Dose Units/Items	1,474.65
Fluid Ounce	274.00
Gram	18.03
Ounce	1.00

## Other Drugs (Antidepressants, Tranquilizers, etc.)

---

Drug Type Measure	Quantity
Dose Units/Items	6,880.28
Fluid Ounce	9.53
Gallon	1.00
Gram	1,244.46
Liter	1.30
Not Reported	18.00
Ounce	37.53

## Other Hallucinogens (BMDA, DMT, Mescaline, Peyote, etc.)

---

Drug Type Measure	Quantity
Dose Units/Items	21.18
Fluid Ounce	15.00
Gram	136.54
Number of Plants	0.00
Ounce	1.00

# Seized Drug Report Summary

---

2012

## Other Narcotics (Codeine, Demerol, Dilaudid, Methadone, etc.)

Drug Type Measure	Quantity
Dose Units/Items	29,139.34
Fluid Ounce	16.00
Gallon	0.10
Gram	2,283.70
Liter	2.00
Milliliter	35.00
Not Reported	23.00
Ounce	19.00

## Other Stimulants (Adipex, Fastine, Benzadrine, etc.)

Drug Type Measure	Quantity
Dose Units/Items	1,521.52
Gram	146.00
Not Reported	2.00

## PCP

Drug Type Measure	Quantity
Ounce	6.00

## Unknown Type Drug

Drug Type Measure	Quantity
Dose Units/Items	2,055.10
Fluid Ounce	3.00
Gallon	1.09
Gram	5,194.80
Kilogram	4.00
Milliliter	0.00
Not Reported	22.00
Ounce	14.01

# DOMESTIC VIOLENCE

---

2012

Domestic violence is a phenomenon that erodes the infrastructure of our families; our social makeup and our culture as well threaten the integrity of our future. Because the West Virginia legislature has recognized the importance of addressing this issue, the WV code (§ 48-27-101) expresses that:

- ***“Every person has a right to be safe and secure in his or her home and family and to be free from domestic violence.***
- ***Children are often physically assaulted or witness violence against one of their parents or other family or household members, violence which too often untimely results in death. These children may suffer deep and lasting emotional harm from victimization and exposure from domestic violence.***
- ***Domestic violence is a major health and law enforcement problem with enormous costs to the state in both dollars and human lives. It affects people of all racial and ethnic backgrounds and all socioeconomic classes; and***
- ***Domestic violence can be deterred, prevented or reduced by legal intervention that treats this problem with the seriousness that it deserves.”***

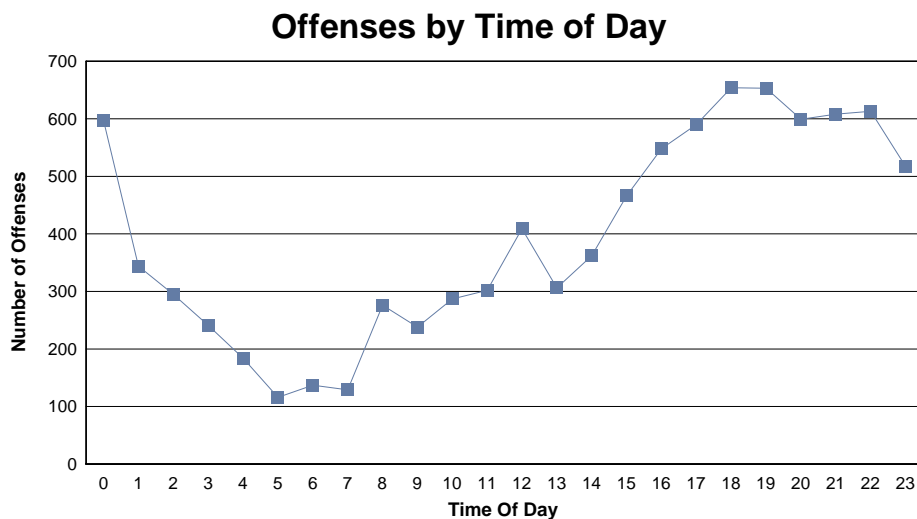
“Domestic violence “or “abuse” in West Virginia is defined by §48-27-202 as the occurrence of one or more of the following acts between family or household members:

- ***“Attempting to cause or intentionally knowingly or recklessly causing physical harm to another with or without dangerous or deadly weapons;***
- ***Placing another in reasonable apprehension of physical harm;***
- ***Creating fear of physical harm by harassment, psychological abuse or threatening acts;***
- ***Committing either sexual assault or sexual abuse...;***
- ***Holding, confining detaining or abducting another person against that person’s will.”***

The following reports summarize the information on Domestic Violence in West Virginia as reported to law enforcement during **2012**.

# Domestic Violence

## 2012 Offenses and Time of Day



	0.00	1.00	2.00	3.00	4.00	5.00	6.00	7.00	8.00	9.00	10.00	11.00	12.00	13.00	14.00	15.00	16.00	17.00	18.00	19.00	20.00	21.00	22.00	23.00	Total	
Aggravated Assault	102	50	50	43	28	14	27	17	38	34	45	48	47	54	45	77	74	96	89	101	98	81	80	72	72	1,410
Forcible Fondling	35	0	2	0	0	0	1	0	18	3	7	5	17	10	3	10	13	5	9	2	7	1	5	5	5	158
Forcible Rape	15	6	6	3	0	1	1	0	5	3	1	2	8	3	3	5	7	4	5	2	4	4	5	1	1	94
Forcible Sodomy	7	0	0	0	0	0	0	1	0	0	0	1	0	0	0	1	0	2	1	2	1	0	0	0	0	16
Incest	2	0	0	0	0	0	0	1	4	0	0	4	0	0	1	0	4	0	0	0	2	0	0	0	0	18
Intimidation	75	29	34	19	19	14	10	9	29	28	35	34	49	27	41	49	57	56	64	74	58	59	60	38	38	967
Kidnaping/Abduction	3	2	0	1	0	0	0	2	2	5	2	0	4	4	1	0	1	3	2	2	1	4	1	0	0	40
Murder and Nonnegligent Mansl	3	0	0	0	0	0	0	0	0	1	0	1	1	0	0	1	4	3	1	0	0	1	2	0	0	18
Sexual Assault With An Object	5	1	2	2	1	1	0	2	3	6	5	3	2	1	2	5	5	2	5	2	1	0	0	1	1	57
Simple Assault	349	256	201	173	136	84	98	97	177	158	191	203	280	207	266	318	383	419	477	467	426	457	460	400	400	6,683
Statutory Rape	1	0	0	0	0	2	0	0	0	0	1	1	1	0	0	0	0	0	1	1	1	1	0	0	0	10
<b>Total</b>	597	344	295	241	184	116	137	129	276	238	287	302	409	306	362	466	548	590	654	653	599	608	613	517	517	9,471

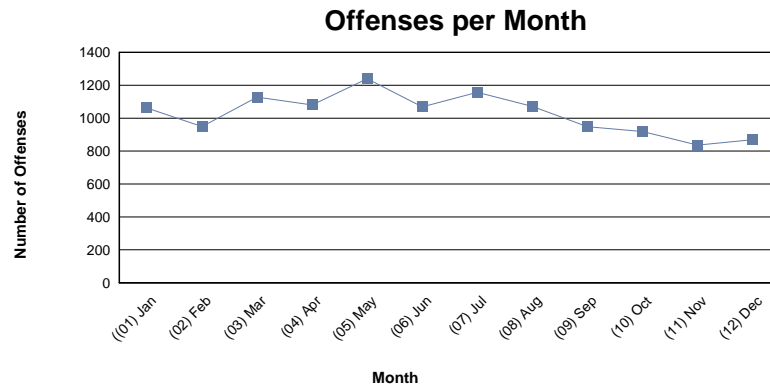
### NOTE

An INCIDENT (or investigation) may involve more than one offense. This explains why domestic violence totals vary in different reports.

Times are listed in military time. Offenses that did not have a time reported were not included in this report.

# Offenses and Incident Month

## 2012 Domestic Violence



	((01) Jan	(02) Feb	(03) Mar	(04) Apr	(05) May	(06) Jun	(07) Jul	(08) Aug	(09) Sep	(10) Oct	(11) Nov	(12) Dec	<b>Total</b>
Aggravated Assault	180	159	190	161	209	177	215	198	170	168	148	156	2,131
Forcible Fondling	24	13	25	16	19	19	30	29	15	8	13	11	222
Forcible Rape	17	8	14	4	11	12	10	9	7	7	12	14	125
Forcible Sodomy	4	0	1	6	0	1	1	6	2	1	2	0	24
Incest	1	1	8	1	4	2	3	1	5	0	2	3	31
Intimidation	137	102	105	79	133	101	109	88	92	91	71	90	1,198
Kidnaping/Abduction	14	2	8	5	7	10	2	8	6	2	10	4	78
Murder and Nonnegligent Manslaughter	1	3	3	5	4	1	0	1	3	2	2	2	27
Sexual Assault With An Object	10	5	6	7	5	9	8	11	7	6	12	5	91
Simple Assault	673	653	767	794	846	735	778	720	641	634	564	582	8,387
Statutory Rape	1	3	1	2	2	2	1	1	0	0	0	2	15
<b>Total</b>	<b>1,062</b>	<b>949</b>	<b>1,128</b>	<b>1,080</b>	<b>1,240</b>	<b>1,069</b>	<b>1,157</b>	<b>1,072</b>	<b>948</b>	<b>919</b>	<b>836</b>	<b>869</b>	<b>12,329</b>

**NOTE**

An INCIDENT (or investigation) may involve more than one offense. This explains the difference in domestic violence totals in different reports.



# Offenses and Victim to Offender Relationships

## 2012 Domestic Violence

	Child of Intimate Partner	Estranged Spouse	Homosexual Relationship	Intimate Partner	Other Household Member	Victim was Boyfriend/Girlfriend	Victim was Child	Victim was Common-Law Spouse	Victim was Ex-Spouse	Victim was Grandchild	Victim was Grandparent	Victim was Inlaw	Victim was Other Family Member	Victim was Parent	Victim was Sibling (Brother or Sister)	Victim was Spouse	Victim was Stepchild	Victim was Stepparent	Victim was Stepsibling (Stepbrother or Stepsister)	Total
Aggravated Assault	25	13	17	243	48	305	364	87	18	26	3	33	201	124	103	299	38	26	11	1,984
Forcible Fondling	4	0	0	3	18	5	47	1	2	22	0	3	53	1	15	2	10	10	5	201
Forcible Rape	2	3	0	25	5	15	12	6	2	6	0	5	14	1	7	9	3	1	1	117
Forcible Sodomy	0	0	1	2	4	1	3	0	0	0	0	0	7	1	0	1	0	0	0	20
Incest	1	0	0	0	0	0	11	0	0	1	0	0	5	0	4	0	4	0	0	26
Intimidation	2	37	10	220	18	161	30	66	54	5	9	16	63	81	64	204	9	11	1	1,061
Kidnaping/Abduction	3	1	2	11	0	15	22	4	3	1	0	0	7	1	2	3	0	1	0	76
Murder and Nonnegligent Manslaugh	0	1	0	3	0	1	4	1	0	0	0	3	2	4	1	6	0	0	0	26

	Child of Intimate Partner	Estranged Spouse	Homosexual Relationship	Intimate Partner	Other Household Member	Victim was Boyfriend/Girlfriend	Victim was Child	Victim was Common-Law Spouse	Victim was Ex-Spouse	Victim was Grandchild	Victim was Grandparent	Victim was Inlaw	Victim was Other Family Member	Victim was Parent	Victim was Sibling (Brother or Sister)	Victim was Spouse	Victim was Stepchild	Victim was Stepparent	Victim was Stepsibling (Stepbrother or Stepsister)	Total
Sexual Assault With An Object	3	0	1	9	6	5	18	2	1	5	0	1	14	0	5	3	6	2	1	82
Simple Assault	55	100	95	1,869	274	1,169	406	508	166	19	63	126	423	711	490	1,541	83	83	21	8,202
Statutory Rape	0	0	0	3	0	4	1	1	0	0	0	0	3	0	1	0	2	0	0	15
<b>Total</b>	95	155	126	2,388	373	1,681	918	676	246	85	75	187	792	924	692	2,068	155	134	40	11,810

**NOTE**

This report lists offenses. An INCIDENT may contain more than one offense. This explains differences in domestic violence totals in various reports.

# Victim/Offender Relationship and Weapon Used During Offense

## 2012 Domestic Violence

	Blunt Object (Club, Hammer,	Drugs/Narcotics/Sleeping Pills	Explosives	Fire/Incendiary Device	Firearm (Type Not Stated)	Handgun	Handgun - Automatic	Knife/Cutting Instrument (Icepick,	Motor Vehicle (When Used as	None	Other	Other Firearm	Personal Weapons (Hands, Feet,	Rifle	Rifle - Automatic	Shotgun	Shotgun - Automatic	Unknown	Total
Child of Intimate Partner	0	5	0	0	0	1	1	1	1	11	18	0	61	0	0	0	0	4	103
Estranged Spouse	4	0	0	0	0	1	0	2	0	28	7	0	70	0	0	1	0	7	120
Homosexual Relationship	1	0	0	0	0	1	0	3	0	17	8	0	90	0	0	0	0	1	121
Intimate Partner	22	0	0	3	12	19	0	80	8	288	188	1	1,576	2	0	0	1	55	2,255
Other Household Member	5	0	0	0	1	0	0	10	0	33	34	0	272	1	0	1	0	19	376
Victim was Boyfriend/Girl friend	12	0	0	0	4	9	0	32	5	270	52	0	1,118	3	0	3	0	43	1,551
Victim was Child	13	13	3	0	5	6	0	12	7	142	180	2	478	2	0	1	0	58	922
Victim was Common-Law Spouse	10	0	0	0	4	7	0	22	3	83	46	0	431	1	0	1	0	16	624

	Blunt Object (Club, Hammer,	Drugs/Narcotics/Sleeping Pills	Explosives	Fire/Incendiary Device	Firearm (Type Not Stated)	Handgun	Handgun - Automatic	Knife/Cutting Instrument (Icepick,	Motor Vehicle (When Used as	None	Other	Other Firearm	Personal Weapons (Hands, Feet,	Rifle	Rifle - Automatic	Shotgun	Shotgun - Automatic	Unknown	Total
Victim was Ex-Spouse	2	0	0	0	0	0	0	2	2	35	14	0	134	3	0	2	0	3	197
Victim was Grandchild	2	0	0	0	0	0	0	0	0	17	10	1	47	0	0	0	0	4	81
Victim was Grandparent	0	0	0	0	0	0	0	1	0	12	4	0	50	0	0	0	0	0	67
Victim was Inlaw	3	0	0	0	2	4	0	14	0	18	12	0	119	2	1	1	0	3	179
Victim was Other Family Member	19	0	3	0	9	10	0	27	3	144	61	1	451	0	0	5	0	27	760
Victim was Parent	15	0	0	1	2	12	0	27	1	127	70	0	593	2	1	1	0	28	880
Victim was Sibling (Brother or Sister)	12	0	0	0	2	10	0	18	5	97	49	0	429	2	1	1	0	17	643
Victim was Spouse	26	0	0	0	12	30	4	41	5	319	153	1	1,282	10	0	6	0	34	1,923
Victim was Stepchild	0	1	0	0	0	2	0	6	0	21	20	0	88	0	0	0	1	4	143
Victim was Stepparent	2	0	0	0	0	1	0	4	0	12	13	0	90	1	0	0	0	4	127
Victim was Stepsibling (Stepbrother or Stepsister)	0	0	0	0	0	1	0	7	0	3	0	0	24	0	0	0	0	5	40
<b>Total</b>	<b>148</b>	<b>19</b>	<b>6</b>	<b>4</b>	<b>53</b>	<b>114</b>	<b>5</b>	<b>309</b>	<b>40</b>	<b>1677</b>	<b>939</b>	<b>6</b>	<b>7403</b>	<b>29</b>	<b>3</b>	<b>23</b>	<b>2</b>	<b>332</b>	<b>11,112</b>

# Victim Offense/Age and Characteristics

## 2012 Domestic Violence

Offense	Age Group	Victim Sex			Victim Race					Victim Ethnicity			Victim Resident Status		
		Male	Female	Unk	White	Black	Asian	Indian	Unk	Hispanic	NonHisp.	Unk	Resident	NonResident	Unk
Aggravated Assault	'00' - Unknown	46	30	3	61	9	0	1	8	1	62	13	71	6	0
	10 and Under	187	163	2	286	46	1	0	19	1	323	28	311	35	6
	11 - 12	23	19	0	38	4	0	0	0	0	39	3	40	2	0
	13 - 14	16	23	0	35	2	0	0	2	0	33	6	37	2	0
	15	8	5	0	13	0	0	0	0	0	12	1	10	2	0
	16	10	9	0	17	2	0	0	0	0	17	2	18	1	0
	17	6	21	0	26	1	0	0	0	0	24	2	26	0	0
	18	6	21	0	24	3	0	0	0	0	26	1	25	2	0
	19	6	33	0	36	3	0	0	0	0	38	1	29	7	0
	20	7	29	0	34	2	0	0	0	0	33	3	32	4	0
	21	17	37	0	51	3	0	0	0	0	47	7	51	3	0
	22	9	28	0	35	2	0	0	0	0	35	1	36	0	0
	23	15	31	0	42	3	0	0	1	0	40	5	39	5	0
	24	14	37	0	44	4	0	0	3	1	46	4	43	7	0
	25 - 29	58	156	2	199	14	0	0	3	0	201	12	192	10	0
	30 - 34	54	150	1	193	11	1	0	0	0	188	14	188	10	1
	35 - 39	47	124	0	161	9	1	0	0	2	151	16	158	8	0
	40 - 44	47	120	1	157	8	1	0	2	0	154	13	147	11	0
45 - 49	38	80	0	107	9	0	0	2	0	108	8	106	5	0	
50 - 54	39	52	0	84	6	0	0	1	0	84	7	79	8	0	
55 - 59	31	41	0	72	0	0	0	0	0	67	5	66	5	0	
60 - 64	23	27	0	47	2	0	0	1	0	47	3	49	0	1	
65 and Over	21	22	0	43	0	0	0	0	0	41	2	40	1	0	
Forcible Fondling	'00' - Unknown	0	1	0	1	0	0	0	0	0	1	0	1	0	0
	10 and Under	33	79	0	107	4	0	0	1	1	105	5	96	14	1
	11 - 12	4	17	0	20	1	0	0	0	0	20	1	18	3	0
	13 - 14	4	34	1	37	1	0	0	1	2	35	2	32	6	0
	15	0	8	0	8	0	0	0	0	0	8	0	7	1	0
	16	0	7	0	7	0	0	0	0	0	5	2	6	1	0
	17	0	4	0	4	0	0	0	0	0	3	1	3	1	0
	18	0	3	0	3	0	0	0	0	0	3	0	2	1	0
	19	0	2	0	2	0	0	0	0	0	2	0	2	0	0
	21	0	1	0	1	0	0	0	0	0	1	0	1	0	0
	23	0	2	0	2	0	0	0	0	0	2	0	0	1	0
	24	1	0	0	1	0	0	0	0	0	1	0	1	0	0
	25 - 29	0	5	0	5	0	0	0	0	1	4	0	3	2	0

# Victim Offense/Age and Characteristics

## 2012 Domestic Violence

Offense	Age Group	Victim Sex			Victim Race					Victim Ethnicity			Victim Resident Status		
		Male	Female	Unk	White	Black	Asian	Indian	Unk	Hispanic	NonHisp.	Unk	Resident	NonResident	Unk
Forcible Rape	30 - 34	0	2	0	2	0	0	0	0	0	2	0	2	0	0
	35 - 39	0	3	0	3	0	0	0	0	0	3	0	3	0	0
	40 - 44	0	2	0	2	0	0	0	0	0	2	0	2	0	0
	45 - 49	0	1	0	1	0	0	0	0	0	1	0	1	0	0
	65 and Over	0	2	0	2	0	0	0	0	0	2	0	1	0	0
	'00' - Unknown	0	1	0	1	0	0	0	0	0	1	0	1	0	0
	10 and Under	0	26	0	24	0	0	0	2	0	23	3	23	2	0
	11 - 12	0	5	0	5	0	0	0	0	0	5	0	4	0	0
	13 - 14	0	19	0	18	0	0	0	1	0	18	1	16	3	0
	15	0	8	0	7	1	0	0	0	0	8	0	7	0	0
	16	0	3	0	3	0	0	0	0	0	2	1	3	0	0
	17	0	4	0	4	0	0	0	0	0	2	2	3	0	1
	18	0	7	0	6	1	0	0	0	0	7	0	7	0	0
	19	0	2	0	1	1	0	0	0	0	2	0	2	0	0
	20	0	2	0	1	1	0	0	0	0	1	1	2	0	0
	21	0	1	0	1	0	0	0	0	0	1	0			
	22	0	4	0	4	0	0	0	0	0	4	0	2	1	0
	23	0	4	0	4	0	0	0	0	0	4	0	3	0	0
	24	0	1	0	1	0	0	0	0	0	1	0	1	0	0
	25 - 29	0	6	0	6	0	0	0	0	0	6	0	4	1	0
30 - 34	0	5	0	5	0	0	0	0	0	3	2	5	0	0	
35 - 39	0	9	0	9	0	0	0	0	1	8	0	8	0	0	
40 - 44	0	7	0	7	0	0	0	0	0	6	0	6	1	0	
45 - 49	0	4	0	3	1	0	0	0	0	3	1	4	0	0	
50 - 54	0	3	0	3	0	0	0	0	0	3	0	3	0	0	
60 - 64	0	1	0	1	0	0	0	0	0	1	0	1	0	0	
65 and Over	0	1	0	1	0	0	0	0	0	0	1	1	0	0	
Forcible Sodomy	10 and Under	3	4	0	6	1	0	0	0	4	3	0	6	1	0
	11 - 12	1	0	0	1	0	0	0	0	0	1	0	0	1	0
	15	1	1	0	2	0	0	0	0	0	2	0	2	0	0
	16	1	1	0	2	0	0	0	0	0	2	0	1	1	0
	18	1	0	0	1	0	0	0	0	0	1	0	1	0	0
	20	0	2	0	2	0	0	0	0	0	2	0	2	0	0
	21	0	1	0	1	0	0	0	0	0	1	0	1	0	0
	22	0	1	0	1	0	0	0	0	0	1	0	1	0	0
	23	0	1	0	1	0	0	0	0	0	1	0	1	0	0

# Victim Offense/Age and Characteristics

## 2012 Domestic Violence

Offense	Age Group	Victim Sex			Victim Race					Victim Ethnicity			Victim Resident Status		
		Male	Female	Unk	White	Black	Asian	Indian	Unk	Hispanic	NonHisp.	Unk	Resident	NonResident	Unk
Incest	25 - 29	1	1	0	1	1	0	0	0	0	2	0	2	0	0
	35 - 39	0	1	0	1	0	0	0	0	0	1	0	1	0	0
	65 and Over	2	1	0	3	0	0	0	0	0	3	0	0	1	0
	10 and Under	1	4	0	5	0	0	0	0	0	4	1	5	0	0
	11 - 12	1	2	0	3	0	0	0	0	0	3	0	3	0	0
	13 - 14	0	7	0	7	0	0	0	0	1	6	0	6	1	0
	15	0	3	0	3	0	0	0	0	0	3	0	3	0	0
	16	0	4	0	4	0	0	0	0	0	4	0	4	0	0
	17	2	1	0	2	0	0	0	1	0	2	1	3	0	0
30 - 34	0	1	0	1	0	0	0	0	0	1	0	1	0	0	
40 - 44	1	0	0	1	0	0	0	0	0	1	0	0	1	0	
Intimidation	'00' - Unknown	5	19	0	13	1	0	0	10	1	11	12	22	1	1
	10 and Under	5	9	0	9	4	0	0	1	0	13	1	14	0	0
	13 - 14	2	5	0	6	1	0	0	0	0	5	2	6	0	0
	15	4	4	0	7	1	0	0	0	0	7	1	8	0	0
	16	4	3	0	5	2	0	0	0	0	5	2	6	1	0
	17	2	13	0	14	1	0	0	0	0	13	2	12	2	0
	18	6	15	0	20	0	0	0	1	0	19	2	16	3	1
	19	2	20	0	17	3	0	0	2	0	19	3	18	3	0
	20	2	26	0	24	2	0	0	2	0	24	4	24	3	0
	21	5	21	0	23	2	0	0	1	0	21	5	24	2	0
	22	2	22	0	22	2	0	0	0	0	24	0	21	3	0
	23	6	40	0	39	5	0	0	2	0	42	4	39	4	1
	24	5	28	0	28	3	0	0	2	0	31	2	28	4	0
	25 - 29	23	129	0	139	9	2	0	2	0	136	16	135	8	1
	30 - 34	22	126	0	132	16	0	0	0	0	141	7	137	11	0
	35 - 39	27	122	0	130	16	1	0	2	0	138	10	135	12	0
	40 - 44	23	97	1	115	5	0	0	1	1	116	3	116	4	0
	45 - 49	18	61	1	75	4	0	0	1	0	75	5	75	3	0
	50 - 54	10	37	0	42	3	0	0	2	0	45	1	44	3	0
	55 - 59	16	36	0	47	3	0	0	2	0	50	2	49	1	0
	60 - 64	5	13	0	16	2	0	0	0	0	18	0	18	0	0
	65 and Over	10	16	0	25	1	0	0	0	0	24	1	24	1	0
	Kidnaping/Abduction	'00' - Unknown	1	1	0	2	0	0	0	0	0	2	0	1	0
10 and Under		7	9	0	15	1	0	0	0	0	16	0	13	3	0

# Victim Offense/Age and Characteristics

## 2012 Domestic Violence

Offense	Age Group	Victim Sex			Victim Race					Victim Ethnicity			Victim Resident Status		
		Male	Female	Unk	White	Black	Asian	Indian	Unk	Hispanic	NonHisp.	Unk	Resident	NonResident	Unk
	11 - 12	2	3	0	5	0	0	0	0	0	3	2	1	2	2
	13 - 14	1	2	0	3	0	0	0	0	0	2	1	2	1	0
	15	2	3	0	4	0	0	0	1	0	5	0	4	1	0
	16	1	0	0	1	0	0	0	0	0	1	0	1	0	0
	17	0	2	0	2	0	0	0	0	0	2	0	2	0	0
	19	0	3	0	3	0	0	0	0	0	3	0	3	0	0
	20	1	0	0	1	0	0	0	0	0	0	1	0	1	0
	21	0	4	0	4	0	0	0	0	0	4	0	4	0	0
	23	0	1	0	1	0	0	0	0	0	1	0	1	0	0
	24	0	2	0	2	0	0	0	0	0	2	0	1	1	0
	25 - 29	0	8	0	8	0	0	0	0	1	7	0	7	1	0
	30 - 34	0	12	0	12	0	0	0	0	0	11	1	10	2	0
	35 - 39	0	3	0	2	0	0	0	1	0	1	2	3	0	0
	40 - 44	1	2	0	2	0	0	0	1	0	2	1	3	0	0
	45 - 49	0	2	0	1	1	0	0	0	0	2	0	2	0	0
	50 - 54	0	1	0	1	0	0	0	0	0	1	0	1	0	0
	55 - 59	0	1	0	1	0	0	0	0	0	1	0	1	0	0
	65 and Over	0	1	0	0	0	0	0	1	0	1	0	1	0	0
Murder and Nonnegligent Manslaughter	'00' - Unknown	2	2	0	4	0	0	0	0	0	4	0	4	0	0
	10 and Under	0	1	0	1	0	0	0	0	0	1	0	1	0	0
	19	0	1	0	1	0	0	0	0	0	1	0	1	0	0
	25 - 29	0	1	0	1	0	0	0	0	0	0	1	1	0	0
	30 - 34	0	3	0	3	0	0	0	0	0	3	0	3	0	0
	35 - 39	0	1	0	1	0	0	0	0	0	1	0	1	0	0
	40 - 44	0	2	0	2	0	0	0	0	0	2	0	2	0	0
	45 - 49	2	4	0	6	0	0	0	0	0	6	0	6	0	0
	50 - 54	1	1	0	1	1	0	0	0	0	2	0	2	0	0
	55 - 59	0	3	0	3	0	0	0	0	0	3	0	3	0	0
	65 and Over	1	1	0	2	0	0	0	0	0	2	0	2	0	0
Sexual Assault With An Object	10 and Under	11	36	0	45	1	0	1	0	0	41	6	35	3	0
	11 - 12	0	2	0	2	0	0	0	0	0	2	0	2	0	0
	13 - 14	0	6	0	6	0	0	0	0	0	6	0	4	2	0
	15	0	3	0	3	0	0	0	0	0	3	0	3	0	0
	16	0	3	0	3	0	0	0	0	0	3	0	3	0	0
	17	2	1	0	3	0	0	0	0	0	2	1	2	1	0
	18	0	1	0	1	0	0	0	0	0	0	1	1	0	0



# Victim Offense/Age and Characteristics

## 2012 Domestic Violence

Offense	Age Group	Victim Sex			Victim Race					Victim Ethnicity			Victim Resident Status		
		Male	Female	Unk	White	Black	Asian	Indian	Unk	Hispanic	NonHisp.	Unk	Resident	NonResident	Unk
Simple Assault	19	0	3	0	3	0	0	0	0	0	3	0	3	0	0
	20	0	2	0	2	0	0	0	0	0	2	0	1	0	0
	21	1	1	0	2	0	0	0	0	0	2	0	1	0	0
	22	0	1	0	0	0	0	0	1	0	1	0	1	0	0
	23	0	2	0	1	1	0	0	0	0	2	0	2	0	0
	24	1	0	0	1	0	0	0	0	0	1	0			
	25 - 29	0	1	0	1	0	0	0	0	0	1	0	1	0	0
	30 - 34	0	2	0	2	0	0	0	0	0	2	0	1	1	0
	35 - 39	1	2	0	3	0	0	0	0	0	3	0	3	0	0
	40 - 44	0	2	0	2	0	0	0	0	0	2	0	1	0	0
	45 - 49	0	3	0	3	0	0	0	0	0	3	0	3	0	0
	50 - 54	0	1	0	1	0	0	0	0	0	1	0	1	0	0
	'00' - Unknown	28	65	0	77	3	0	0	13	0	66	27	75	7	11
	10 and Under	73	64	0	128	7	0	0	2	1	127	9	117	13	0
	11 - 12	27	17	0	40	4	0	0	0	0	41	3	39	0	0
	13 - 14	48	56	0	92	11	0	0	1	1	97	6	96	3	0
	15	19	35	0	43	7	0	1	3	0	50	4	48	1	0
	16	27	65	0	82	9	0	0	1	0	85	7	83	4	1
	17	24	91	0	102	13	0	0	0	1	111	3	104	5	0
	18	23	136	0	138	17	0	0	4	1	148	10	132	12	3
	19	60	192	0	206	41	1	0	4	4	237	11	204	22	0
	20	57	217	0	239	31	0	0	4	3	253	18	223	31	0
	21	65	236	0	270	28	0	0	3	1	273	27	234	31	0
	22	60	219	0	244	27	2	0	6	3	252	23	230	28	3
	23	57	262	1	275	39	1	0	5	0	292	27	275	21	0
	24	69	220	1	255	32	0	0	3	3	268	18	245	24	0
	25 - 29	236	960	5	1,067	113	1	1	19	7	1,099	95	975	92	7
30 - 34	241	902	1	1,041	88	4	0	11	6	1,060	76	953	84	2	
35 - 39	204	712	1	831	75	1	3	7	10	842	65	775	55	1	
40 - 44	189	558	1	697	46	0	0	5	2	693	52	653	36	1	
45 - 49	184	469	0	593	48	2	1	9	3	602	47	571	28	1	
50 - 54	143	288	0	377	46	2	0	6	2	397	31	377	16	2	
55 - 59	105	159	1	233	30	0	0	2	0	238	27	237	8	1	
60 - 64	63	107	0	163	4	3	0	0	0	160	10	149	7	1	
65 and Over	67	122	0	180	6	0	2	1	0	176	13	172	4	0	
Statutory Rape	10 and Under	0	5	0	5	0	0	0	0	5	0	5	0	0	

# Victim Offense/Age and Characteristics

---

## 2012 Domestic Violence

Offense	Age Group	Victim Sex			Victim Race					Victim Ethnicity			Victim Resident Status		
		Male	Female	Unk	White	Black	Asian	Indian	Unk	Hispanic	NonHisp.	Unk	Resident	NonResident	Unk
	13 - 14	0	3	0	3	0	0	0	0	0	3	0	2	0	0
	15	0	4	0	4	0	0	0	0	0	4	0	4	0	0
	16	0	1	0	1	0	0	0	0	0	1	0	1	0	0
	17	0	2	0	2	0	0	0	0	0	2	0	1	1	0
	<b>Total</b>	<b>3,096</b>	<b>8,771</b>	<b>23</b>	<b>10,691</b>	<b>972</b>	<b>24</b>	<b>10</b>	<b>193</b>	<b>66</b>	<b>10,900</b>	<b>893</b>	<b>10,229</b>	<b>799</b>	<b>50</b>

**NOTE**

This report lists offenses. An INCIDENT may contain more than one offense. This explains difference in domestic violence totals in various reports.

# Domestic Violence

## 2012

	Total Investigations	Is the Complainant the Victim?	Repeat Complainants	How many previous calls?	Extent of Abuse				Action Taken			Average Response Time in minutes	Total Time Involved in hours
					Simple Assaults	Aggravated Assaults	Homicides	Other	Arrest	Referral	Other		
<b>Barbour County</b>													
Barbour Co SO	6	6	2	4	6	0	0	0	4	0	2	16	10
Belington PD	3	4	1	1	0	4	0	0	4	0	0	1	2
Philippi PD	16	14	11	17	0	15	0	2	9	0	8	272	35
Philippi SP	19	22	5	15	21	2	0	1	16	0	8	17	30
<b>TOTAL for Barbour County</b>	<b>44</b>	<b>46</b>	<b>19</b>	<b>37</b>	<b>27</b>	<b>21</b>	<b>0</b>	<b>3</b>	<b>33</b>	<b>0</b>	<b>18</b>	<b>108</b>	<b>77</b>
<b>Berkeley County</b>													
Berkeley Co SO	336	287	55	70	420	53	0	36	334	2	175	16	521
Martinsburg PD	181	157	62	137	185	20	0	23	169	2	61	3	248
Martinsburg SP	230	239	95	233	200	38	0	81	166	27	160	13	479
<b>TOTAL for Berkeley County</b>	<b>747</b>	<b>683</b>	<b>212</b>	<b>440</b>	<b>805</b>	<b>111</b>	<b>0</b>	<b>140</b>	<b>669</b>	<b>31</b>	<b>396</b>	<b>12</b>	<b>1,248</b>
<b>Boone County</b>													
Boone Co SO	26	25	2	3	15	8	0	3	2	23	3	18	54
Madison SP	55	66	27	264	48	13	0	15	40	9	27	23	92
Whitesville SP	12	12	5	9	5	3	0	5	9	0	4	21	33

	Total Investigations	Is the Complainant the Victim?	Repeat Complainants	How many previous calls?	Extent of Abuse				Action Taken			Average Response Time in minutes	Total Time Involved in hours
					Simple Assaults	Aggravated Assaults	Homicides	Other	Arrest	Referral	Other		
<b>TOTAL for Boone County</b>	<b>93</b>	<b>103</b>	<b>34</b>	<b>276</b>	<b>68</b>	<b>24</b>	<b>0</b>	<b>23</b>	<b>51</b>	<b>32</b>	<b>34</b>	<b>21</b>	<b>179</b>
<b>Braxton County</b>													
Braxton Co SO	17	17	1	11	11	6	0	2	14	3	2	13	21
Sutton SP	41	41	10	12	28	13	0	11	42	2	8	15	150
<b>TOTAL for Braxton County</b>	<b>58</b>	<b>58</b>	<b>11</b>	<b>23</b>	<b>39</b>	<b>19</b>	<b>0</b>	<b>13</b>	<b>56</b>	<b>5</b>	<b>10</b>	<b>14</b>	<b>171</b>
<b>Brooke County</b>													
Brooke Co SO	30	38	12	9	29	1	0	8	19	7	20	71	55
Follansbee PD	3	2	0	0	1	0	0	2	1	0	2	4	5
Wellsburg PD	15	18	1	1	15	1	0	2	13	1	4	25	32
Wellsburg SP	7	0	0	0	1	0	0	6	1	0	6	20	15
<b>TOTAL for Brooke County</b>	<b>55</b>	<b>58</b>	<b>13</b>	<b>10</b>	<b>46</b>	<b>2</b>	<b>0</b>	<b>18</b>	<b>34</b>	<b>8</b>	<b>32</b>	<b>48</b>	<b>107</b>
<b>Cabell County</b>													
Cabell CO SO	164	178	8	8	209	8	0	26	123	4	122	21	369
Barboursville PD	27	36	4	4	35	0	0	3	10	33	7	5	36
Huntington PD	434	455	17	41	414	15	0	34	179	37	247	19	558
Milton PD	16	14	2	39	7	12	0	18	4	0	33	5	74
Marshall Univ Police	5	12	12	12	2	4	0	6	8	0	4	0	12
Huntington SP	99	87	21	50	72	10	0	28	53	31	26	11	65

	Total Investigations	Is the Complainant the Victim?	Repeat Complainants	How many previous calls?	Extent of Abuse				Action Taken			Average Response Time in minutes	Total Time Involved in hours
					Simple Assaults	Aggravated Assaults	Homicides	Other	Arrest	Referral	Other		
<b>TOTAL for Cabell County</b>	<b>743</b>	<b>782</b>	<b>64</b>	<b>154</b>	<b>739</b>	<b>49</b>	<b>0</b>	<b>115</b>	<b>377</b>	<b>105</b>	<b>439</b>	<b>17</b>	<b>1,114</b>
<b>Calhoun County</b>													
<b>Grantsville SP</b>	30	32	9	19	21	8	4	6	27	2	10	25	203
<b>TOTAL for Calhoun County</b>	<b>30</b>	<b>32</b>	<b>9</b>	<b>19</b>	<b>21</b>	<b>8</b>	<b>4</b>	<b>6</b>	<b>27</b>	<b>2</b>	<b>10</b>	<b>25</b>	<b>203</b>
<b>Clay County</b>													
<b>Clay SP</b>	32	29	10	21	25	5	1	5	24	6	6	22	87
<b>TOTAL for Clay County</b>	<b>32</b>	<b>29</b>	<b>10</b>	<b>21</b>	<b>25</b>	<b>5</b>	<b>1</b>	<b>5</b>	<b>24</b>	<b>6</b>	<b>6</b>	<b>22</b>	<b>87</b>
<b>Doddridge County</b>													
<b>Doddridge Co SO</b>	31	20	13	42	12	10	3	10	18	1	16	540	207
<b>West Union SP</b>	5	4	1	4	1	2	0	2	3	3	1	21	22
<b>TOTAL for Doddridge County</b>	<b>36</b>	<b>24</b>	<b>14</b>	<b>46</b>	<b>13</b>	<b>12</b>	<b>3</b>	<b>12</b>	<b>21</b>	<b>4</b>	<b>17</b>	<b>468</b>	<b>229</b>
<b>Fayette County</b>													
<b>Fayette Co SO</b>	186	206	14	24	171	28	7	52	122	69	67	23	441
<b>Fayetteville PD</b>	2	2	0	0	2	0	0	0	0	1	1	9	4
<b>Mount Hope PD</b>	8	6	1	2	8	0	0	0	0	3	5	4	821
<b>Oak Hill PD</b>	25	30	0	0	25	2	0	3	28	0	2	8	39
<b>Gauley Bridge SP</b>	6	7	5	8	5	1	0	1	2	4	1	24	12
<b>Oak Hill SP</b>	26	23	11	26	18	6	0	5	13	4	12	15	56

	Total Investigations	Is the Complainant the Victim?	Repeat Complainants	How many previous calls?	Extent of Abuse				Action Taken			Average Response Time in minutes	Total Time Involved in hours
					Simple Assaults	Aggravated Assaults	Homicides	Other	Arrest	Referral	Other		
<b>TOTAL for Fayette County</b>	<b>253</b>	<b>274</b>	<b>31</b>	<b>60</b>	<b>229</b>	<b>37</b>	<b>7</b>	<b>61</b>	<b>165</b>	<b>81</b>	<b>88</b>	<b>20</b>	<b>1,373</b>
<b>Gilmer County</b>													
<b>Glenville PD</b>	2	2	0	0	2	0	0	0	2	0	0	3	53
<b>Glenville SP</b>	26	52	6	7	21	15	0	35	36	9	28	47	495
<b>TOTAL for Gilmer County</b>	<b>28</b>	<b>54</b>	<b>6</b>	<b>7</b>	<b>23</b>	<b>15</b>	<b>0</b>	<b>35</b>	<b>38</b>	<b>9</b>	<b>28</b>	<b>44</b>	<b>548</b>
<b>Grant County</b>													
<b>Grant Co SO</b>	14	5	8	14	8	4	0	2	9	0	5	15	270
<b>Petersburg SP</b>	39	58	10	15	52	3	0	38	42	4	47	58	249
<b>TOTAL for Grant County</b>	<b>53</b>	<b>63</b>	<b>18</b>	<b>29</b>	<b>60</b>	<b>7</b>	<b>0</b>	<b>40</b>	<b>51</b>	<b>4</b>	<b>52</b>	<b>47</b>	<b>519</b>
<b>Greenbrier County</b>													
<b>Greenbrier Co SO</b>	51	51	0	0	50	1	0	4	12	2	41	10	6,240
<b>Lewisburg PD</b>	40	23	6	12	33	3	0	5	20	9	20	4	102
<b>Ronceverte PD</b>	10	7	4	4	9	0	0	1	5	1	4	2	39
<b>White Sulphur Springs PD</b>	3	6	1	1	6	0	0	0	6	0	0	6	21
<b>Lewisburg SP</b>	30	23	11	47	17	8	0	8	19	8	6	13	96
<b>Rainelle SP</b>	11	10	5	11	8	0	0	3	9	0	2	18	25
<b>TOTAL for Greenbrier County</b>	<b>145</b>	<b>120</b>	<b>27</b>	<b>75</b>	<b>123</b>	<b>12</b>	<b>0</b>	<b>21</b>	<b>71</b>	<b>20</b>	<b>73</b>	<b>9</b>	<b>6,523</b>
<b>Hampshire County</b>													
<b>Hampshire Co SO</b>	69	65	33	75	7	51	0	16	64	1	9	533	3,845

	Total Investigations	Is the Complainant the Victim?	Repeat Complainants	How many previous calls?	Extent of Abuse				Action Taken			Average Response Time in minutes	Total Time Involved in hours
					Simple Assaults	Aggravated Assaults	Homicides	Other	Arrest	Referral	Other		
<b>Romney PD</b>	2	2	1	2	0	1	0	1	1	0	1	5,001	1
<b>Romney SP</b>	72	157	26	49	116	7	0	47	104	21	45	34	306
<b>TOTAL for Hampshire County</b>	<b>142</b>	<b>224</b>	<b>60</b>	<b>126</b>	<b>123</b>	<b>59</b>	<b>0</b>	<b>64</b>	<b>169</b>	<b>22</b>	<b>55</b>	<b>347</b>	<b>4,152</b>
<b>Hancock County</b>													
<b>Hancock Co SO</b>	17	20	4	1	18	2	0	0	15	3	6	20	24
<b>Weirton PD</b>	93	103	23	15	89	4	0	10	42	37	30	8	96
<b>New Cumberland SP</b>	11	9	1	6	1	3	0	10	2	3	9	21	44
<b>TOTAL for Hancock County</b>	<b>121</b>	<b>132</b>	<b>28</b>	<b>22</b>	<b>108</b>	<b>9</b>	<b>0</b>	<b>20</b>	<b>59</b>	<b>43</b>	<b>45</b>	<b>11</b>	<b>164</b>
<b>Hardy County</b>													
<b>Hardy Co SO</b>	11	6	1	1	8	0	0	4	9	0	3	0	12
<b>Moorefield PD</b>	16	20	13	30	2	14	0	5	13	8	2	626	48
<b>Moorefield SP</b>	39	31	9	20	39	10	0	15	44	1	19	27	167
<b>TOTAL for Hardy County</b>	<b>66</b>	<b>57</b>	<b>23</b>	<b>51</b>	<b>49</b>	<b>24</b>	<b>0</b>	<b>24</b>	<b>66</b>	<b>9</b>	<b>24</b>	<b>168</b>	<b>227</b>
<b>Harrison County</b>													
<b>Harrison Co SO</b>	126	88	46	257	133	36	0	18	84	62	41	19	364
<b>Bridgeport PD</b>	39	36	6	11	33	2	0	6	26	0	15	15	0
<b>Clarksburg PD</b>	230	206	108	252	209	50	0	34	128	3	162	5	2,699
<b>Shinnston PD</b>	6	3	0	0	7	0	0	1	4	4	0	9	15

	Total Investigations	Is the Complainant the Victim?	Repeat Complainants	How many previous calls?	Extent of Abuse				Action Taken			Average Response Time in minutes	Total Time Involved in hours
					Simple Assaults	Aggravated Assaults	Homicides	Other	Arrest	Referral	Other		
<b>Nutter Fort PD</b>	5	7	2	2	8	0	0	0	0	6	2	3	101
<b>Lumberport PD</b>	3	3	0	4	3	0	0	1	2	0	2	3	8
<b>Bridgeport SP</b>	61	60	24	55	103	3	0	19	102	8	15	28	416
<b>TOTAL for Harrison County</b>	<b>470</b>	<b>403</b>	<b>186</b>	<b>581</b>	<b>496</b>	<b>91</b>	<b>0</b>	<b>79</b>	<b>346</b>	<b>83</b>	<b>237</b>	<b>13</b>	<b>3,603</b>
<b>Jackson County</b>													
<b>Jackson Co SO</b>	45	38	0	44	42	1	0	2	42	0	3	0	0
<b>Ravenswood PD</b>	23	24	6	7	20	5	0	1	10	4	12	4	108
<b>Ripley PD</b>	12	12	1	1	8	0	0	4	9	2	1	8	83
<b>Ripley SP</b>	40	27	16	50	24	2	0	29	31	12	14	18	96
<b>TOTAL for Jackson County</b>	<b>120</b>	<b>101</b>	<b>23</b>	<b>102</b>	<b>94</b>	<b>8</b>	<b>0</b>	<b>36</b>	<b>92</b>	<b>18</b>	<b>30</b>	<b>7</b>	<b>287</b>
<b>Jefferson County</b>													
<b>Jefferson Co SO</b>	68	72	0	0	54	16	0	3	34	0	39	48	4,912
<b>Charles Town PD</b>	13	12	12	3	12	1	0	0	8	0	5	1,237	0
<b>Shepherdstown PD</b>	3	3	1	1	3	0	0	0	2	0	1	5	7
<b>Harpers Ferry PD</b>	5	7	2	4	3	1	0	3	6	0	1	5	2
<b>Shepherd University</b>	2	2	1	0	1	0	0	1	0	1	1	205	17
<b>Kearneysville SP</b>	94	108	47	103	82	17	0	28	75	30	32	14	229
<b>TOTAL for Jefferson County</b>	<b>185</b>	<b>204</b>	<b>63</b>	<b>111</b>	<b>155</b>	<b>35</b>	<b>0</b>	<b>35</b>	<b>125</b>	<b>31</b>	<b>79</b>	<b>114</b>	<b>5,167</b>



	Total Investigations	Is the Complainant the Victim?	Repeat Complainants	How many previous calls?	Extent of Abuse				Action Taken			Average Response Time in minutes	Total Time Involved in hours
					Simple Assaults	Aggravated Assaults	Homicides	Other	Arrest	Referral	Other		
<b>Kanawha County</b>													
Kanawha Co SO	973	966	243	523	1,191	124	3	156	494	265	731	23	11,876
Charleston PD	765	1,002	391	880	855	254	0	299	546	292	572	15	97,841
Dunbar PD	84	113	36	64	97	13	0	28	41	31	66	4	321
Nitro PD	38	45	10	79	43	3	0	11	6	37	14	6	31
St Albans PD	45	47	26	64	39	10	0	23	41	13	18	5	47
South Charleston PD	134	147	28	41	146	53	0	50	87	69	93	9	12,991
East Bank PD	1	1	0	1	1	0	0	0	0	0	1	2	2
Glasgow PD	3	4	0	4	2	1	0	1	1	1	2	3	8
Cedar Grove PD	8	7	1	10	5	3	0	2	8	0	2	3	20
WV State University	1	1	0	0	1	0	0	0	0	1	0	5	1
Quincy SP	35	27	6	10	26	9	0	8	33	7	7	19	66
So Charleston SP	69	57	20	40	47	15	0	28	44	9	37	16	119
<b>TOTAL for Kanawha County</b>	<b>2,156</b>	<b>2,417</b>	<b>761</b>	<b>1,716</b>	<b>2,453</b>	<b>485</b>	<b>3</b>	<b>606</b>	<b>1,301</b>	<b>725</b>	<b>1,543</b>	<b>18</b>	<b>123,323</b>
<b>Lewis County</b>													
Lewis Co SO	10	11	0	0	7	2	0	2	3	2	6	473	126
Weston PD	16	0	0	0	17	0	0	2	11	0	8	3	79
Weston SP	40	32	11	27	36	10	0	14	36	10	14	15	122

	Total Investigations	Is the Complainant the Victim?	Repeat Complainants	How many previous calls?	Extent of Abuse				Action Taken			Average Response Time in minutes	Total Time Involved in hours
					Simple Assaults	Aggravated Assaults	Homicides	Other	Arrest	Referral	Other		
<b>TOTAL for Lewis County</b>	<b>66</b>	<b>43</b>	<b>11</b>	<b>27</b>	<b>60</b>	<b>12</b>	<b>0</b>	<b>18</b>	<b>50</b>	<b>12</b>	<b>28</b>	<b>81</b>	<b>327</b>
<b>Lincoln County</b>													
Lincoln Co SO	2	2	2	2	0	2	0	0	1	0	1	0	0
Hamlin PD	3	0	1	3	0	3	0	1	3	0	1	0	0
Hamlin SP	91	105	72	181	68	23	0	35	66	7	53	29	237
<b>TOTAL for Lincoln County</b>	<b>96</b>	<b>107</b>	<b>75</b>	<b>186</b>	<b>68</b>	<b>28</b>	<b>0</b>	<b>36</b>	<b>70</b>	<b>7</b>	<b>55</b>	<b>28</b>	<b>237</b>
<b>Logan County</b>													
Logan Co SO	23	23	7	8	1	23	0	1	12	5	8	442	710
Chapmanville PD	9	9	0	9	5	2	0	2	3	0	6	24	715
Logan SP	166	218	89	338	147	94	0	58	216	32	53	26	379
<b>TOTAL for Logan County</b>	<b>198</b>	<b>250</b>	<b>96</b>	<b>355</b>	<b>153</b>	<b>119</b>	<b>0</b>	<b>61</b>	<b>231</b>	<b>37</b>	<b>67</b>	<b>74</b>	<b>1,804</b>
<b>Marion County</b>													
Marion Co SO	58	46	66	247	10	53	0	15	51	6	31	335	133
Fairmont PD	105	146	36	9	119	6	0	21	90	22	34	47	429
Fairmont Campus Police	1	1	0	0	1	0	0	0	0	0	1	2	0
Fairmont SP	16	10	4	6	12	10	0	5	17	2	8	7	108
<b>TOTAL for Marion County</b>	<b>180</b>	<b>203</b>	<b>106</b>	<b>262</b>	<b>142</b>	<b>69</b>	<b>0</b>	<b>41</b>	<b>158</b>	<b>30</b>	<b>74</b>	<b>136</b>	<b>670</b>
<b>Marshall County</b>													
Marshall Co SO	40	38	31	82	31	19	0	2	38	0	14	271	82

	Total Investigations	Is the Complainant the Victim?	Repeat Complainants	How many previous calls?	Extent of Abuse				Action Taken			Average Response Time in minutes	Total Time Involved in hours
					Simple Assaults	Aggravated Assaults	Homicides	Other	Arrest	Refferal	Other		
<b>Benwood PD</b>	2	2	0	0	2	0	0	0	2	0	0	5	4
<b>Glen Dale PD</b>	7	4	5	27	2	4	0	2	5	0	3	20	8
<b>Moundsville PD</b>	130	165	15	8	112	28	0	25	53	61	51	10	111
<b>Moundsville SP</b>	11	7	3	9	10	0	0	1	10	3	4	9	27
<b>TOTAL for Marshall County</b>	<b>190</b>	<b>216</b>	<b>54</b>	<b>126</b>	<b>157</b>	<b>51</b>	<b>0</b>	<b>30</b>	<b>108</b>	<b>64</b>	<b>72</b>	<b>65</b>	<b>232</b>
<b>Mason County</b>													
<b>Mason Co SO</b>	26	22	12	15	17	2	1	6	16	0	10	15	30
<b>Point Pleasant PD</b>	33	44	9	49	34	4	1	11	30	4	16	4	49
<b>Mason PD</b>	2	2	0	0	0	1	0	1	1	0	1	13	2
<b>Point Pleasant SP</b>	31	25	13	28	24	3	0	6	19	1	13	19	79
<b>TOTAL for Mason County</b>	<b>92</b>	<b>93</b>	<b>34</b>	<b>92</b>	<b>75</b>	<b>10</b>	<b>2</b>	<b>24</b>	<b>66</b>	<b>5</b>	<b>40</b>	<b>12</b>	<b>160</b>
<b>McDowell County</b>													
<b>McDowell Co SO</b>	89	92	3	2	76	1	0	35	95	0	17	27	9,960
<b>Welch PD</b>	17	17	9	16	0	16	0	1	17	0	0	5	22
<b>Welch SP</b>	20	23	13	79	18	4	0	3	19	0	6	37	100
<b>TOTAL for McDowell County</b>	<b>126</b>	<b>132</b>	<b>25</b>	<b>97</b>	<b>94</b>	<b>21</b>	<b>0</b>	<b>39</b>	<b>131</b>	<b>0</b>	<b>23</b>	<b>26</b>	<b>10,082</b>
<b>Mercer County</b>													
<b>Mercer Co SO</b>	106	120	46	75	118	21	1	18	94	52	12	14	301

	Total Investigations	Is the Complainant the Victim?	Repeat Complainants	How many previous calls?	Extent of Abuse				Action Taken			Average Response Time in minutes	Total Time Involved in hours
					Simple Assaults	Aggravated Assaults	Homicides	Other	Arrest	Referral	Other		
<b>Bluefield PD</b>	42	42	5	6	49	22	0	10	65	0	16	6	2,159
<b>Princeton PD</b>	118	115	33	125	108	45	0	29	99	17	68	3	74
<b>Princeton SP</b>	115	101	33	73	124	4	1	10	100	9	32	13	211
<b>TOTAL for Mercer County</b>	<b>381</b>	<b>378</b>	<b>117</b>	<b>279</b>	<b>399</b>	<b>92</b>	<b>2</b>	<b>67</b>	<b>358</b>	<b>78</b>	<b>128</b>	<b>9</b>	<b>2,745</b>
<b>Mineral County</b>													
<b>Mineral Co SO</b>	39	45	0	57	33	15	0	9	40	14	3	21	3,830
<b>Keyser PD</b>	25	13	0	38	34	1	0	3	33	5	0	5	2,820
<b>Keyser SP</b>	82	96	27	59	80	18	0	46	78	7	59	29	251
<b>TOTAL for Mineral County</b>	<b>146</b>	<b>154</b>	<b>27</b>	<b>154</b>	<b>147</b>	<b>34</b>	<b>0</b>	<b>58</b>	<b>151</b>	<b>26</b>	<b>62</b>	<b>23</b>	<b>6,901</b>
<b>Mingo County</b>													
<b>Mingo Co SO</b>	44	43	23	80	31	3	0	12	46	0	0	27	203
<b>Williamson PD</b>	13	14	1	2	11	2	0	1	9	0	5	12	750
<b>Williamson SP</b>	128	150	42	189	142	61	5	42	102	19	129	34	467
<b>Gilbert SP</b>	44	59	16	76	27	7	0	33	35	7	25	18	86
<b>TOTAL for Mingo County</b>	<b>229</b>	<b>266</b>	<b>82</b>	<b>347</b>	<b>211</b>	<b>73</b>	<b>5</b>	<b>88</b>	<b>192</b>	<b>26</b>	<b>159</b>	<b>28</b>	<b>1,506</b>
<b>Monongalia County</b>													
<b>Monongalia Co SO</b>	48	42	32	58	3	46	0	9	43	2	13	230	57
<b>Morgantown PD</b>	87	111	96	234	87	24	1	34	87	2	57	123	89

	Total Investigations	Is the Complainant the Victim?	Repeat Complainants	How many previous calls?	Extent of Abuse				Action Taken			Average Response Time in minutes	Total Time Involved in hours
					Simple Assaults	Aggravated Assaults	Homicides	Other	Arrest	Referral	Other		
<b>Westover PD</b>	7	6	10	50	0	12	0	1	9	0	4	8	11
<b>WV University - Police</b>	4	3	0	0	0	1	0	3	1	0	3	27	3
<b>Morgantown SP</b>	163	190	88	236	177	18	1	51	134	57	58	17	419
<b>TOTAL for Monongalia County</b>	<b>309</b>	<b>352</b>	<b>226</b>	<b>578</b>	<b>267</b>	<b>101</b>	<b>2</b>	<b>98</b>	<b>274</b>	<b>61</b>	<b>135</b>	<b>80</b>	<b>579</b>
<b>Monroe County</b>													
<b>Monroe Co SO</b>	24	23	1	19	21	2	0	1	12	0	12	20	72
<b>Alderson PD</b>	7	7	2	7	1	0	0	6	0	4	3	6	15
<b>Union SP</b>	26	23	4	15	10	5	0	13	15	2	11	13	126
<b>TOTAL for Monroe County</b>	<b>57</b>	<b>53</b>	<b>7</b>	<b>41</b>	<b>32</b>	<b>7</b>	<b>0</b>	<b>20</b>	<b>27</b>	<b>6</b>	<b>26</b>	<b>15</b>	<b>213</b>
<b>Morgan County</b>													
<b>Morgan Co SO</b>	57	51	7	13	43	6	0	10	30	1	28	9	105
<b>Berkeley Springs SP</b>	32	28	15	32	28	4	0	4	14	2	20	16	77
<b>TOTAL for Morgan County</b>	<b>89</b>	<b>79</b>	<b>22</b>	<b>45</b>	<b>71</b>	<b>10</b>	<b>0</b>	<b>14</b>	<b>44</b>	<b>3</b>	<b>48</b>	<b>12</b>	<b>182</b>
<b>Nicholas County</b>													
<b>Nicholas Co SO</b>	108	122	39	90	14	155	0	30	130	25	44	105	2,213
<b>Summersville PD</b>	33	60	3	3	3	60	0	9	37	2	35	14	1,448
<b>Richwood SP</b>	16	17	11	28	15	4	0	7	11	4	11	9	39
<b>Summersville SP</b>	3	1	0	0	0	3	0	0	3	0	0	20	32

	Total Investigations	Is the Complainant the Victim?	Repeat Complainants	How many previous calls?	Extent of Abuse				Action Taken			Average Response Time in minutes	Total Time Involved in hours
					Simple Assaults	Aggravated Assaults	Homicides	Other	Arrest	Referral	Other		
<b>TOTAL for Nicholas County</b>	<b>160</b>	<b>200</b>	<b>53</b>	<b>121</b>	<b>32</b>	<b>222</b>	<b>0</b>	<b>46</b>	<b>181</b>	<b>31</b>	<b>90</b>	<b>75</b>	<b>3,732</b>
<b>Ohio County</b>													
Ohio Co SO	38	28	23	33	16	19	0	6	23	7	11	9	50
Wheeling PD	246	239	219	936	186	50	0	70	131	19	156	8	254
Bethlehem PD	1	0	1	1	0	1	0	0	0	0	1	7	0
Wheeling SP	21	14	4	10	9	1	0	13	6	3	14	8	30
<b>TOTAL for Ohio County</b>	<b>306</b>	<b>281</b>	<b>247</b>	<b>980</b>	<b>211</b>	<b>71</b>	<b>0</b>	<b>89</b>	<b>160</b>	<b>29</b>	<b>182</b>	<b>8</b>	<b>334</b>
<b>Pendleton County</b>													
Franklin SP	16	11	6	14	12	0	0	8	6	2	12	15	42
<b>TOTAL for Pendleton County</b>	<b>16</b>	<b>11</b>	<b>6</b>	<b>14</b>	<b>12</b>	<b>0</b>	<b>0</b>	<b>8</b>	<b>6</b>	<b>2</b>	<b>12</b>	<b>15</b>	<b>42</b>
<b>Pleasants County</b>													
Pleasants Co SO	1	1	1	2	1	0	0	0	1	0	0	15	90
St Marys SP	18	9	4	11	9	1	0	8	6	10	8	11	26
<b>TOTAL for Pleasants County</b>	<b>19</b>	<b>10</b>	<b>5</b>	<b>13</b>	<b>10</b>	<b>1</b>	<b>0</b>	<b>8</b>	<b>7</b>	<b>10</b>	<b>8</b>	<b>11</b>	<b>116</b>
<b>Pocahontas County</b>													
Pocahontas Co SO	2	2	0	0	2	0	0	0	2	0	0	5	2
Marlinton SP	48	48	16	40	45	10	0	10	18	2	45	17	181
<b>TOTAL for Pocahontas County</b>	<b>50</b>	<b>50</b>	<b>16</b>	<b>40</b>	<b>47</b>	<b>10</b>	<b>0</b>	<b>10</b>	<b>20</b>	<b>2</b>	<b>45</b>	<b>17</b>	<b>183</b>

	Total Investigations	Is the Complainant the Victim?	Repeat Complainants	How many previous calls?	Extent of Abuse				Action Taken			Average Response Time in minutes	Total Time Involved in hours
					Simple Assaults	Aggravated Assaults	Homicides	Other	Arrest	Referral	Other		
<b>Preston County</b>													
Preston Co SO	56	47	52	150	10	32	0	25	42	3	22	185	93
Kingwood SP	83	64	35	67	77	26	0	45	86	35	37	38	375
<b>TOTAL for Preston County</b>	<b>139</b>	<b>111</b>	<b>87</b>	<b>217</b>	<b>87</b>	<b>58</b>	<b>0</b>	<b>70</b>	<b>128</b>	<b>38</b>	<b>59</b>	<b>97</b>	<b>468</b>
<b>Putnam County</b>													
Putnam Co SO	85	89	47	106	1	81	0	24	45	6	55	152	269
Hurricane PD	16	9	0	23	8	11	1	3	9	1	13	7	740
Winfield PD	3	2	1	1	3	0	0	0	3	0	0	589	11
Eleanor PD	1	1	0	0	0	1	0	0	1	0	0	7,200	1
Winfield SP	23	31	6	19	20	4	0	15	27	4	8	13	74
<b>TOTAL for Putnam County</b>	<b>128</b>	<b>132</b>	<b>54</b>	<b>149</b>	<b>32</b>	<b>97</b>	<b>1</b>	<b>42</b>	<b>85</b>	<b>11</b>	<b>76</b>	<b>174</b>	<b>1,095</b>
<b>Raleigh County</b>													
Raleigh Co SO	288	301	102	328	317	86	0	94	266	128	103	11	1,131
Beckley PD	336	322	100	265	381	29	1	90	136	66	299	14	13,937
Sophia PD	25	14	4	8	27	1	0	8	26	2	8	8	3,435
Beckley SP	54	55	22	37	43	11	0	20	31	6	37	21	147
Turnpike - Raleigh	2	2	0	0	1	0	0	1	1	0	1	13	9
<b>TOTAL for Raleigh County</b>	<b>705</b>	<b>694</b>	<b>228</b>	<b>638</b>	<b>769</b>	<b>127</b>	<b>1</b>	<b>213</b>	<b>460</b>	<b>202</b>	<b>448</b>	<b>13</b>	<b>18,659</b>

	Total Investigations	Is the Complainant the Victim?	Repeat Complainants	How many previous calls?	Extent of Abuse				Action Taken			Average Response Time in minutes	Total Time Involved in hours
					Simple Assaults	Aggravated Assaults	Homicides	Other	Arrest	Referral	Other		
<b>Randolph County</b>													
Randolph Co SO	14	12	12	19	2	13	1	1	6	7	4	10	17
Elkins PD	29	38	32	97	6	31	0	7	17	4	31	16	110
Elkins SP	81	87	28	63	51	17	0	37	67	33	57	13	201
<b>TOTAL for Randolph County</b>	<b>124</b>	<b>137</b>	<b>72</b>	<b>179</b>	<b>59</b>	<b>61</b>	<b>1</b>	<b>45</b>	<b>90</b>	<b>44</b>	<b>92</b>	<b>13</b>	<b>328</b>
<b>Ritchie County</b>													
Ritchie Co SO	20	28	2	2	16	3	0	12	25	2	4	23	95
Harrisville PD	2	2	0	0	1	0	0	1	0	1	1	10	8
Pennsboro PD	4	4	0	0	3	1	0	0	2	2	0	1	4
Harrisville SP	23	28	7	18	16	5	0	9	22	8	2	19	82
<b>TOTAL for Ritchie County</b>	<b>49</b>	<b>62</b>	<b>9</b>	<b>20</b>	<b>36</b>	<b>9</b>	<b>0</b>	<b>22</b>	<b>49</b>	<b>13</b>	<b>7</b>	<b>19</b>	<b>189</b>
<b>Roane County</b>													
Roane Co SO	28	36	0	0	22	13	0	4	35	0	4	21	89
Spencer PD	17	13	1	3	15	1	0	1	14	0	3	8	83
Spencer SP	25	20	13	41	19	6	0	3	21	2	7	31	74
<b>TOTAL for Roane County</b>	<b>70</b>	<b>69</b>	<b>14</b>	<b>44</b>	<b>56</b>	<b>20</b>	<b>0</b>	<b>8</b>	<b>70</b>	<b>2</b>	<b>14</b>	<b>22</b>	<b>246</b>
<b>Summers County</b>													
Summers Co SO	16	16	0	0	13	1	0	2	0	0	16	18	398
Hinton PD	31	27	4	19	26	4	0	4	23	3	8	4	132



	Total Investigations	Is the Complainant the Victim?	Repeat Complainants	How many previous calls?	Extent of Abuse				Action Taken			Average Response Time in minutes	Total Time Involved in hours
					Simple Assaults	Aggravated Assaults	Homicides	Other	Arrest	Referral	Other		
Hinton SP	19	14	8	9	13	3	0	6	18	1	3	18	65
<b>TOTAL for Summers County</b>	<b>66</b>	<b>57</b>	<b>12</b>	<b>28</b>	<b>52</b>	<b>8</b>	<b>0</b>	<b>12</b>	<b>41</b>	<b>4</b>	<b>27</b>	<b>11</b>	<b>595</b>
<b>Taylor County</b>													
Taylor Co SO	1	0	0	1	0	1	0	0	0	0	1	2	2
Grafton PD	11	11	0	14	9	3	0	2	13	0	1	3	28
Grafton SP	4	3	1	1	1	1	0	2	4	0	0	9	13
<b>TOTAL for Taylor County</b>	<b>16</b>	<b>14</b>	<b>1</b>	<b>16</b>	<b>10</b>	<b>5</b>	<b>0</b>	<b>4</b>	<b>17</b>	<b>0</b>	<b>2</b>	<b>4</b>	<b>43</b>
<b>Tucker County</b>													
Tucker Co SO	3	6	0	0	0	6	0	0	6	0	0	1,546	4
Parsons PD	5	5	3	4	0	5	0	0	5	0	0	4	3
Parsons SP	19	25	6	12	20	2	0	9	16	4	17	23	73
<b>TOTAL for Tucker County</b>	<b>27</b>	<b>36</b>	<b>9</b>	<b>16</b>	<b>20</b>	<b>13</b>	<b>0</b>	<b>9</b>	<b>27</b>	<b>4</b>	<b>17</b>	<b>189</b>	<b>80</b>
<b>Tyler County</b>													
Tyler Co SO	27	16	1	2	18	6	0	3	18	2	7	1	24
Sistersville PD	13	11	4	9	9	0	0	4	3	3	7	120	90
<b>TOTAL for Tyler County</b>	<b>40</b>	<b>27</b>	<b>5</b>	<b>11</b>	<b>27</b>	<b>6</b>	<b>0</b>	<b>7</b>	<b>21</b>	<b>5</b>	<b>14</b>	<b>40</b>	<b>114</b>
<b>Upshur County</b>													
Upshur Co SO	28	28	0	0	25	1	0	2	19	0	9	2	28

	Total Investigations	Is the Complainant the Victim?	Repeat Complainants	How many previous calls?	Extent of Abuse				Action Taken			Average Response Time in minutes	Total Time Involved in hours
					Simple Assaults	Aggravated Assaults	Homicides	Other	Arrest	Referral	Other		
<b>Buckhannon PD</b>	5	8	2	3	7	0	0	1	3	5	0	17	3
<b>Buckhannon SP</b>	43	51	23	76	39	1	0	17	23	4	30	13	110
<b>TOTAL for Upshur County</b>	<b>76</b>	<b>87</b>	<b>25</b>	<b>79</b>	<b>71</b>	<b>2</b>	<b>0</b>	<b>20</b>	<b>45</b>	<b>9</b>	<b>39</b>	<b>9</b>	<b>141</b>
<b>Wayne County</b>													
<b>Wayne Co SO</b>	77	89	17	69	53	35	0	6	43	3	48	26	5,055
<b>Ceredo PD</b>	1	1	0	1	0	1	0	0	1	0	0	5	35
<b>Kenova PD</b>	28	24	4	12	21	6	0	6	10	16	7	5	880
<b>Wayne PD</b>	4	4	0	4	4	0	0	0	1	3	0	9	180
<b>Fort Gay PD</b>	3	3	1	4	3	0	0	0	3	0	0	11	140
<b>Wayne SP</b>	101	107	50	105	78	13	1	41	69	63	47	26	221
<b>TOTAL for Wayne County</b>	<b>214</b>	<b>228</b>	<b>72</b>	<b>195</b>	<b>159</b>	<b>55</b>	<b>1</b>	<b>53</b>	<b>127</b>	<b>85</b>	<b>102</b>	<b>23</b>	<b>6,511</b>
<b>Webster County</b>													
<b>Upperglade SP</b>	22	21	10	20	6	21	0	7	26	1	7	26	93
<b>TOTAL for Webster County</b>	<b>22</b>	<b>21</b>	<b>10</b>	<b>20</b>	<b>6</b>	<b>21</b>	<b>0</b>	<b>7</b>	<b>26</b>	<b>1</b>	<b>7</b>	<b>26</b>	<b>93</b>
<b>Wetzel County</b>													
<b>Wetzel Co SO</b>	5	4	0	0	4	1	0	0	5	0	0	33	417
<b>New Martinsville PD</b>	22	17	0	0	18	3	0	1	13	1	8	771	298
<b>Paden City SP</b>	16	18	1	3	14	3	0	6	10	4	9	25	37

	Total Investigations	Is the Complainant the Victim?	Repeat Complainants	How many previous calls?	Extent of Abuse				Action Taken			Average Response Time in minutes	Total Time Involved in hours
					Simple Assaults	Aggravated Assaults	Homicides	Other	Arrest	Referral	Other		
<b>Hundred SP</b>	18	17	1	1	22	3	0	1	18	1	9	27	53
<b>TOTAL for Wetzel County</b>	<b>61</b>	<b>56</b>	<b>2</b>	<b>4</b>	<b>58</b>	<b>10</b>	<b>0</b>	<b>8</b>	<b>46</b>	<b>6</b>	<b>26</b>	<b>295</b>	<b>805</b>
<b>Wirt County</b>													
<b>Wirt Co SO</b>	17	16	6	10	1	15	0	5	2	0	19	333	88
<b>Elizabeth SP</b>	24	23	9	29	19	5	0	3	10	3	14	15	50
<b>TOTAL for Wirt County</b>	<b>41</b>	<b>39</b>	<b>15</b>	<b>39</b>	<b>20</b>	<b>20</b>	<b>0</b>	<b>8</b>	<b>12</b>	<b>3</b>	<b>33</b>	<b>147</b>	<b>138</b>
<b>Wood County</b>													
<b>Wood Co SO</b>	94	77	48	123	47	44	0	28	55	14	54	42	162
<b>Parkersburg PD</b>	273	272	241	917	234	29	0	66	113	86	130	173	401
<b>Vienna PD</b>	51	40	25	78	44	4	0	8	25	6	25	4	60
<b>Williamstown PD</b>	1	4	4	4	0	4	0	0	4	0	0	8	0
<b>Parkersburg SP</b>	14	11	0	13	10	0	0	4	5	9	2	34	82
<b>TOTAL for Wood County</b>	<b>433</b>	<b>404</b>	<b>318</b>	<b>1,135</b>	<b>335</b>	<b>81</b>	<b>0</b>	<b>106</b>	<b>202</b>	<b>115</b>	<b>211</b>	<b>120</b>	<b>705</b>
<b>Wyoming County</b>													
<b>Wyoming Co SO</b>	12	11	2	2	0	11	0	1	5	0	7	92	41
<b>Oceana PD</b>	17	19	17	58	0	23	0	0	13	0	10	4	38
<b>Jesse SP</b>	11	4	4	13	6	4	0	1	6	1	4	16	69
<b>TOTAL for Wyoming County</b>	<b>40</b>	<b>34</b>	<b>23</b>	<b>73</b>	<b>6</b>	<b>38</b>	<b>0</b>	<b>2</b>	<b>24</b>	<b>1</b>	<b>21</b>	<b>34</b>	<b>148</b>

	Total Investigations	Is the Complainant the Victim?	Repeat Complainants	How many previous calls?	Extent of Abuse				Action Taken			Average Response Time in minutes	Total Time Involved in hours
					Simple Assaults	Aggravated Assaults	Homicides	Other	Arrest	Referral	Other		
<b>Total for West Virginia</b>	<b>10,475</b>	<b>10,950</b>	<b>3,777</b>	<b>10,526</b>	<b>9,687</b>	<b>2,595</b>	<b>33</b>	<b>2,747</b>	<b>7,479</b>	<b>2,210</b>	<b>5,665</b>	<b>43</b>	<b>209,704</b>

NOTE

*Total Investigations* is the DISTINCT COUNT of incidents. Other categories count the number of Offenses, so the total may be larger than the number of investigations.

# SEXUAL ASSAULTS

---

**2012**

Sexual offenses in Incident Based Reporting are Forcible (*Forcible Rape, Forcible Sodomy, Sexual Assault with an Object and Forcible Fondling*) and Nonforcible (*Statutory Rape and Incest*). These offenses are crimes, not acts of uncontrolled sexual lust. The victims may be of either sex and of any age. The offense of *Forcible Rape* requires that the victim and offender to be of opposite sexes, while the other offenses may have both the victim and offender of the same sex.

## VICTIMS

## OFFENDERS

### ***Gender***

**83.5% were female  
16.2% were male  
< 0.3% were unknown**

**5.8% were female  
91.0% were male  
3.8% were unknown**

### ***Race***

**92.0% were white  
5.2% were black  
2.8% were other or unknown**

**79.2% were white  
12.0% were black  
8.8% were other or unknown**

### ***Age***

**Average age was 18  
Most common age was 15  
61.9% were juveniles**

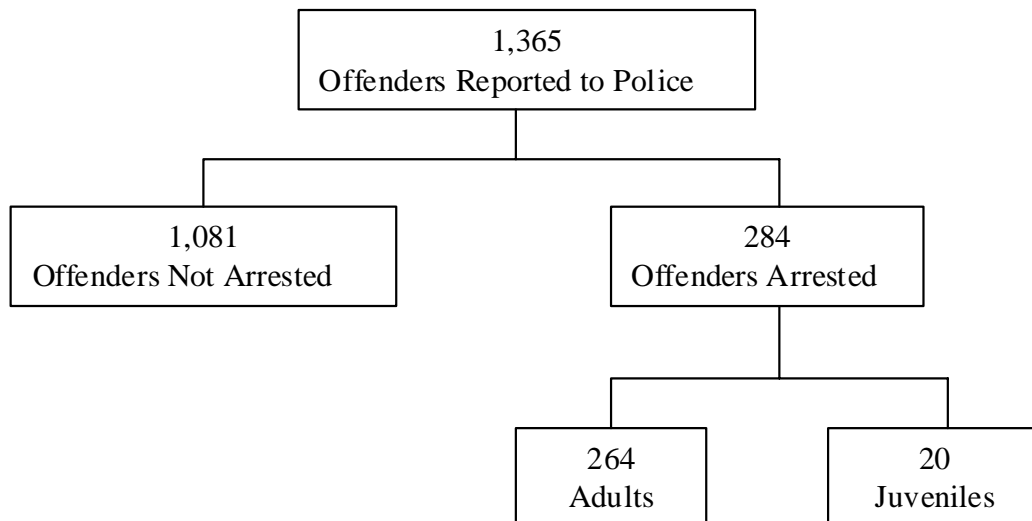
**Average age was 28  
Most common age was 20  
24.4% were juveniles**

# Sexual Assaults - Offender Status by Offenses Reported

2012

<u>OFFENSE</u>	<u>ADULT OFFENDERS</u>	<u>JUVENILE OFFENDERS</u>
Forcible Rape	33 %	25 %
Forcible Sodomy	7 %	11 %
Sexual Assault With An Object	20 %	13 %
Forcible Fondling	34 %	44 %
Statutory Rape	5 %	5 %
Incest	2 %	2 %

## Offenders Reported & Arrested



# Sexual Assaults - Adult vs. Juvenile Victims

---

2012

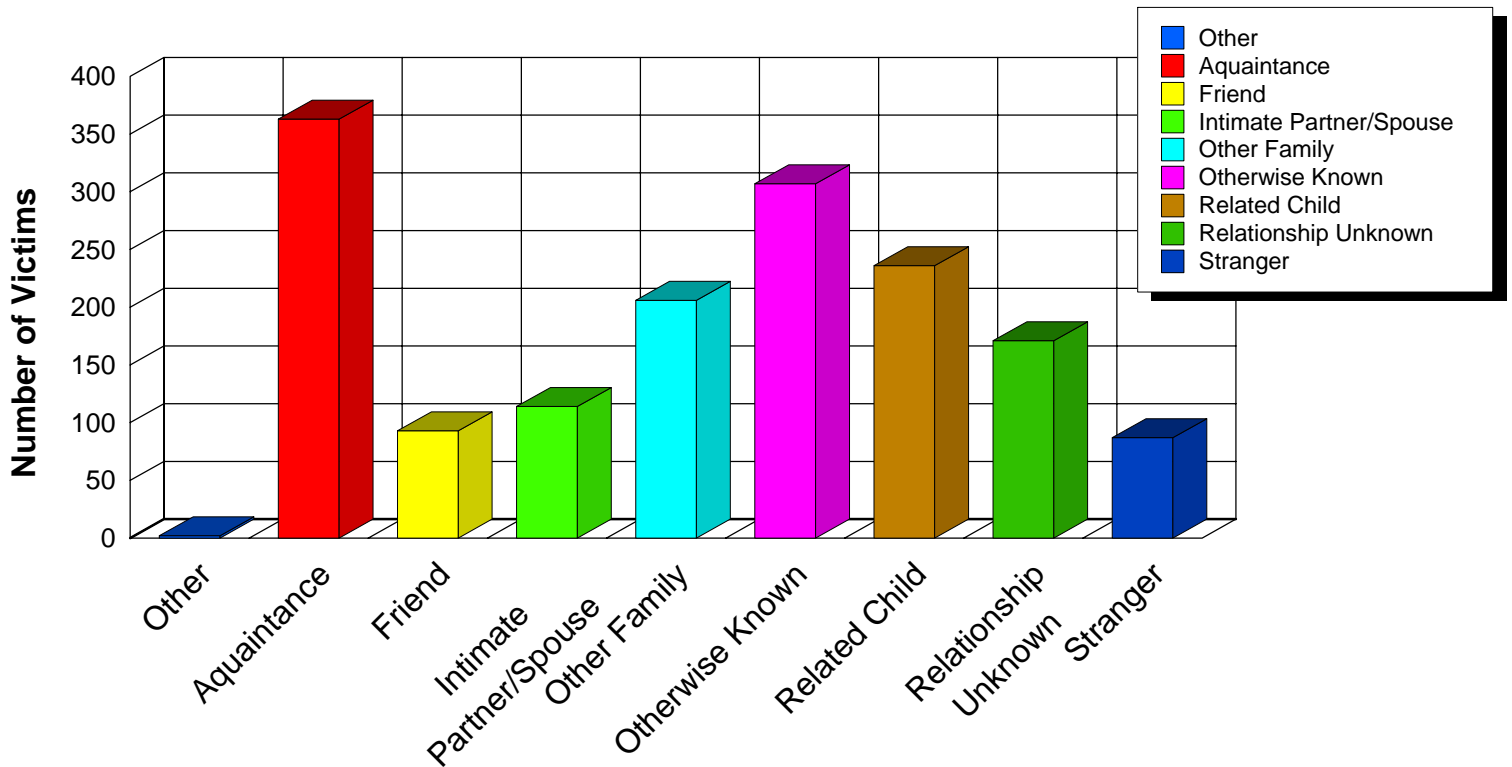
<u>OFFENSE</u>	<u>ADULT VICTIMS</u>	<u>JUVENILE VICTIMS</u>
Forcible Fondling	23 %	43 %
Forcible Rape	43 %	22 %
Forcible Sodomy	9 %	5 %
Incest	0 %	5 %
Sexual Assault With An Object	24 %	17 %
Statutory Rape	0 %	8 %

<u>OFFENDER WAS...</u>	<u>ADULT VICTIMS</u>	<u>JUVENILE VICTIMS</u>
NOT RELATED to Victim	88%	67%
RELATED to Victim	12%	32%

---

# Sexual Assault - Victim's Relationship to Offender

2012



**NOTE**

*Related Child* includes child, grandchild, stepchild, child of boyfriend/girlfriend and child of intimate partner.

*Intimate Partner/Spouse* includes spouse, ex-spouse, cohabitating partner, boyfriend/girlfriend, estranged spouse, intimate partner and homosexual partner.

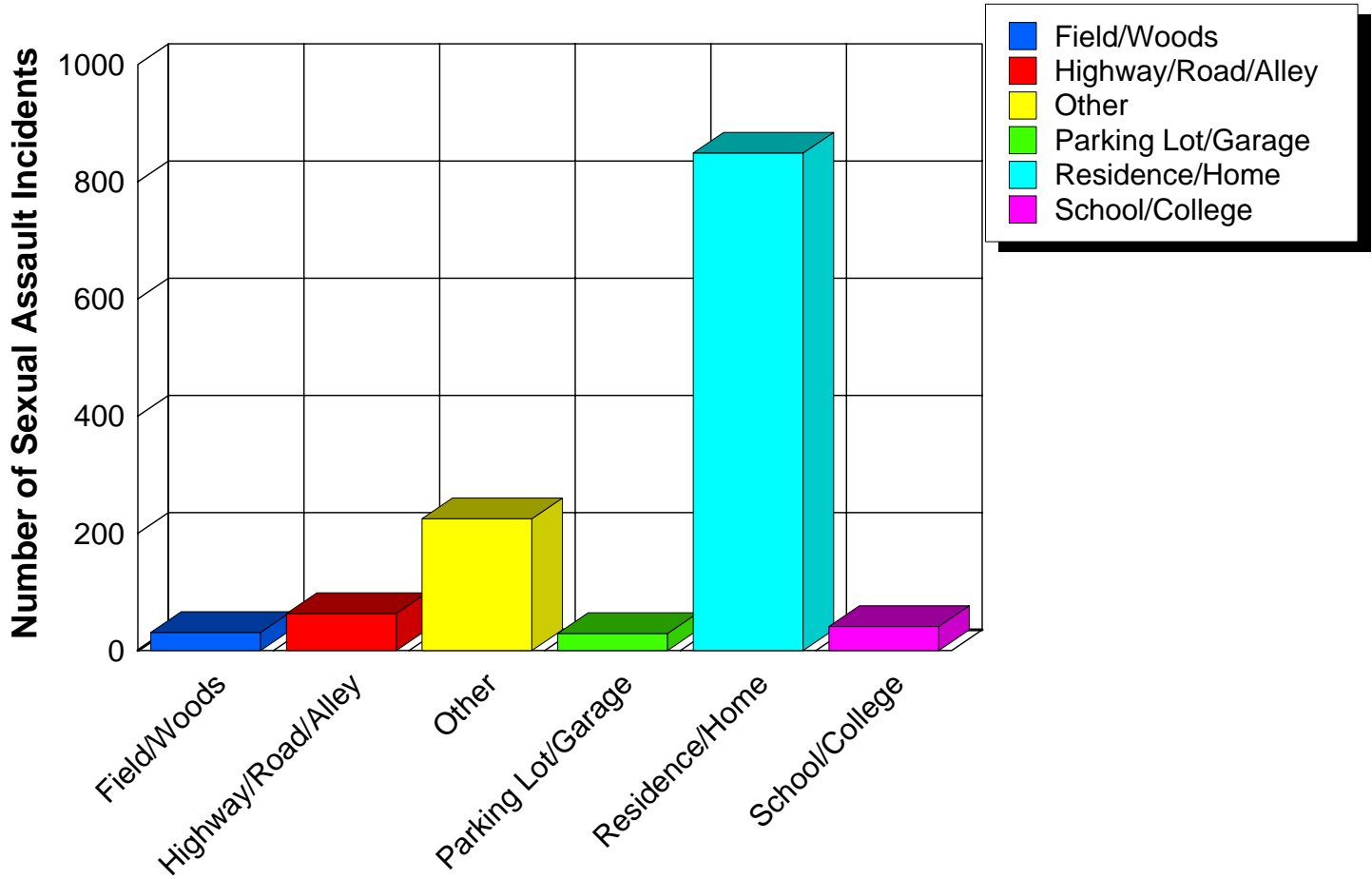
*Other Family* includes parent, in-law, sibling, grandparent, stepparent, stepsibling and parent.

*Otherwise Known* includes employer, employee, babysittee, other household member, neighbor and otherwise known.



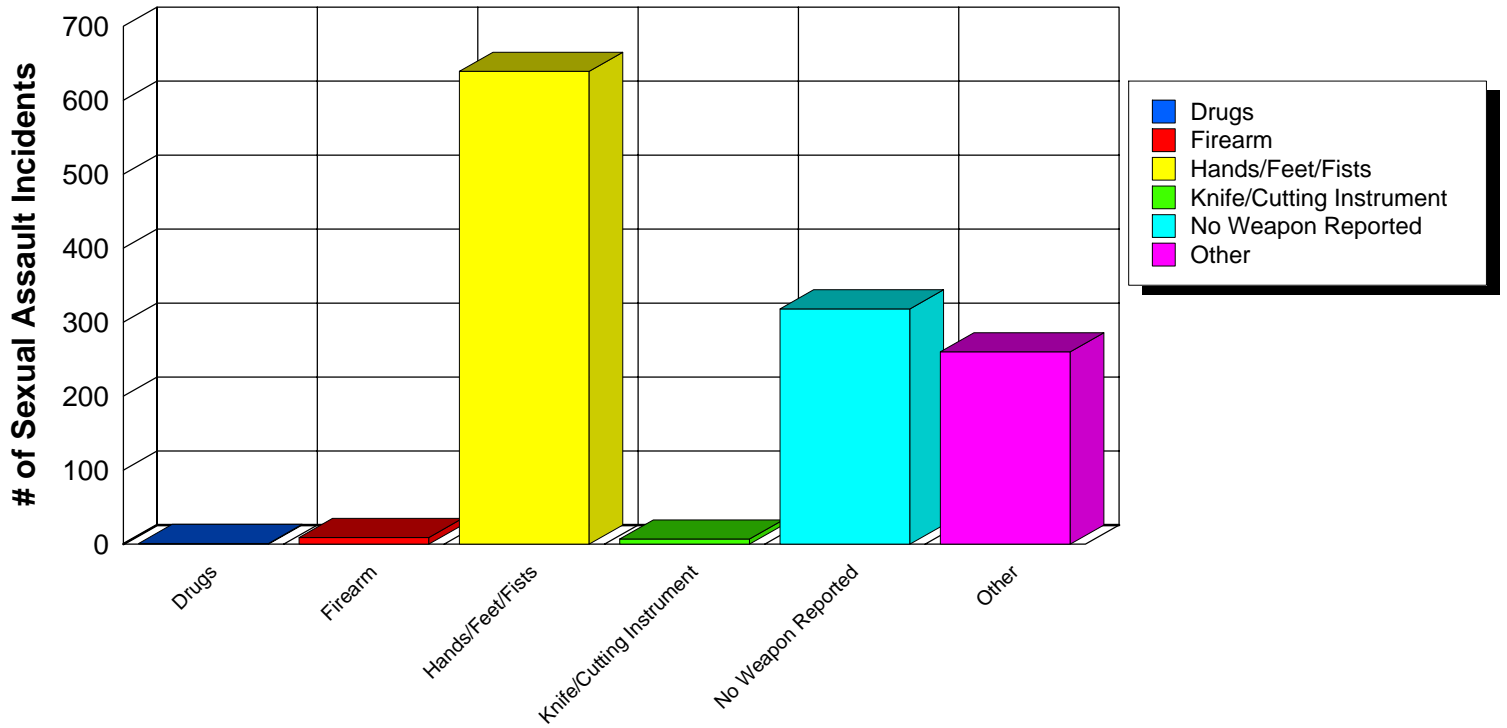
# Sexual Assault - Location

2012



# Sexual Assault - Weapons Used

2012



# HATE / BIAS CRIMES

---

2012

Bias incidents having a racial, religious, ethnic, and sexual or gender component as well as crimes against individuals with a handicap, manifest themselves in a wide spectrum of criminal activities. These bias incidents jeopardize the active and open pursuit of freedom and opportunity. They attack our citizens based on their race, religion, ethnic heritage sexual orientation, handicap, political affiliation or gender. Closely linked to such heritage are individual values, beliefs and identities which are constitutionally protected and are challenged by bias motivated crimes. Not only is the person who is personally touched by these offenses victimized, but the entire class of individual residing in the community is affected, as well as damaging the basic fabric of society.

Hate crimes are not separate distinct crimes, but rather “traditional” offenses motivated by an offender’s bias. For example, an offender may commit an assault because of his/her bias against the victim’s race, religion, sexual orientation, ethnicity/national origin, disability, gender or political affiliation. So it’s not necessary to list these offenses in a new crime category. Hate crime data is obtained by collecting additional information about crimes currently being reported to the UCR program, with the bias motivations being specifically addressed. Because of the difficulty in determining an offender’s subjective motivation in the commission of a crime, bias is to be reported only after law enforcement investigation revealed sufficient evidence that offender’s actions were motivated, in whole or in part, in bias.

In response to a growing concern about such crimes, the President, on April 23, 1990 signed into law the “Hate Crime Statistics Act of 1990”, which required the Attorney General to establish guidelines and collect, as part of the UCR program, data “...**about crimes that manifest evidence of prejudice based on race, religion, sexual orientation or ethnicity...**” Disability was added to the act in 1997.

These reports summarize the hate/bias incidents in West Virginia as reported to law enforcement.

West Virginia also recognizes the right for its citizens to be “... **free from any violence, or intimidation by threat of violence committed against their persons or property because of their race, color religion, ancestry, national origin, political affiliation or sex.**”§61-6-2 also states that “**if any person does by force or threat of force, willfully injure, intimidate or interfere with or attempt to injure, intimidate or interfere with, or oppress or threaten any other person in the free exercise or enjoyment of any right or privilege secured to him or her... or ... if any person conspires with another person conspires with another person or persons to willfully injure, oppress threaten or intimidate or interfere with any citizen... and in willful furtherance thereof to assemble with one or more persons for the purpose of teaching any technique or means capable of causing property damage, bodily injury or death when such person or persons intend to employ such techniques or means to violate... they shall be guilty of a felony.**”

# Agencies Reporting Hate Crimes By Bias Motivation

2012

	Disability Bias	Gender Bias	Political Affiliation Bias	Racial Bias	Religious Bias	Sexual Orientation Bias	Total
Beckley PD	1		2	2		2	7
Bridgeport PD		1					1
Brooke Co SO				1			1
Clarksburg PD				3			3
Elkins PD				1			1
Fairmont PD				1			1
Fayette Co SO						1	1
Hancock Co SO				2			2
Huntington PD				1		2	3
Kanawha Co SO			2	2		2	6
Martinsburg PD				1			1
Morgantown PD					1		1
Nicholas Co SO				3			3
Nitro PD			1				1
South Charleston PD			1				1
Wayne Co SO				1			1
Weirton PD				1			1
West Liberty College				1			1
WVU Tech-Security				1			1
<b>Total</b>	<b>1</b>	<b>1</b>	<b>6</b>	<b>21</b>	<b>1</b>	<b>7</b>	<b>37</b>

# Location of Hate Crime Incidents By Bias Motivation

2012

	Disability Bias	Gender Bias	Political Affiliation	Racial Bias	Religious Bias	Sexual Orientatio	Total
Bank/Savings and Loan	1						1
Commercial/Office Building				1			1
Convenience Store				2			2
Department/Discount Store			1	1			2
Highway/Road/Alley			2	3	1		6
Other/Unknown				1			1
Parking Lot/Garage				1		1	2
Residence/Home		1	2	9		6	18
School/College				2			2
Service/Gas Station			1				1
Specialty store (TV, Fur, Etc.)				1			1
Total	1	1	6	21	1	7	37

# Number of Incidents by Bias Motivation and Type of Offense

2012

		Crimes Against Persons				Crimes Against Property								Crimes Against Society					
		Aggravated Assault	Intimidation	Kidnaping/Abduction	Simple Assault	Total	All Other Larceny	Burglary/Breaking & Entering	Counterfeiting/Forgery	Credit Card/Automatic Teller Fraud	Destruction/Damage/Vandalism of Property	False Pretenses/Swindle/Confidence	Motor Vehicle Theft	Shoplifting	Total	Drug/Narcotic Violations	Weapon Law Violations	Total	Total
Disability Bias	Anti-Physical Handicap						1								1				1
	<b>Total</b>						1								1				1
Gender Bias	Sexual Bias							1							1				1
	<b>Total</b>							1							1				1
Political Affiliation Bias	Political Affiliation Bias			1	1	2	1	1			1				3		1	1	6
	<b>Total</b>			1	1	2	1	1			1				3		1	1	6
Racial Bias	Anti-American Indian/Alaska						1								1	1		1	2

		Crimes Against Persons				Crimes Against Property									Crimes Against Society			Total
		Aggravated Assault	Intimidation	Kidnaping/Abduction	Simple Assault	Total	All Other Larceny	Burglary/Breaking & Entering	Counterfeiting/Forgery	Credit Card/Automatic Teller Fraud	Destruction/Damage/Vandalism of Property	False Pretenses/Swindle/Confidence	Motor Vehicle Theft	Shoplifting	Total	Drug/Narcotic Violations	Weapon Law Violations	
Racial Bias	Anti-Asian/Pacific Islander									1				1				1
	Anti-Black	2			1	3		1		1				2				5
	Anti-White		1		1	2	2		1	1	2	1		2	1	1	2	13
	<b>Total</b>	<b>2</b>	<b>1</b>		<b>2</b>	<b>5</b>	<b>3</b>	<b>1</b>	<b>1</b>	<b>1</b>	<b>4</b>	<b>1</b>		<b>2</b>	<b>2</b>	<b>1</b>	<b>3</b>	<b>21</b>
Religious Bias	Anti-Islamic (Moslem)				1	1												1
	<b>Total</b>				<b>1</b>	<b>1</b>												<b>1</b>
Sexual Orientation Bias	Anti-Bisexual				1	1												1
	Anti-Female Homosexual (Lesbian)				1	1		1				1		2	1		1	4
	Anti-Male Homosexual (Gay)				2	2												2
	<b>Total</b>				<b>4</b>	<b>4</b>		<b>1</b>				<b>1</b>		<b>2</b>	<b>1</b>		<b>1</b>	<b>7</b>

	Crimes Against Persons					Crimes Against Property									Crimes Against Society			Total
	Aggravated Assault	Intimidation	Kidnaping/Abduction	Simple Assault	Total	All Other Larceny	Burglary/Breaking & Entering	Counterfeiting/Forgery	Credit Card/Automatic Teller Fraud	Destruction/Damage/Vandalism of Property	False Pretenses/Swindle/Confidence	Motor Vehicle Theft	Shoplifting	Total	Drug/Narcotic Violations	Weapon Law Violations	Total	
<b>Total</b>	<b>2</b>	<b>1</b>	<b>1</b>	<b>8</b>	<b>12</b>	<b>5</b>	<b>4</b>	<b>1</b>	<b>1</b>	<b>5</b>	<b>1</b>	<b>1</b>	<b>2</b>	<b>20</b>	<b>3</b>	<b>2</b>	<b>5</b>	<b>37</b>



# Incidents, Offenses, Known Offenders and Victims by Bias Motivation

---

2012

BIAS MOTIVATION	INCIDENTS	OFFENSES	KNOWN OFFENDERS	VICTIMS
<b>Disability</b>	<b>1</b>	<b>2</b>	<b>0</b>	<b>2</b>
Anti-Physical Handicap	1	2	0	2
<b>Gender</b>	<b>1</b>	<b>1</b>	<b>0</b>	<b>1</b>
Sexual Bias	1	1	0	1
<b>Political Affiliation</b>	<b>6</b>	<b>8</b>	<b>6</b>	<b>8</b>
Political Affiliation Bias	6	8	6	8
<b>Race</b>	<b>20</b>	<b>25</b>	<b>20</b>	<b>25</b>
Anti-American Indian/Alaskan Native	2	2	2	2
Anti-Asian/Pacific Islander	1	1	0	1
Anti-Black	5	7	7	7
Anti-White	12	15	11	15
<b>Religion</b>	<b>1</b>	<b>1</b>	<b>1</b>	<b>1</b>
Anti-Islamic (Moslem)	1	1	1	1
<b>Sexual Orientation</b>	<b>1</b>	<b>8</b>	<b>8</b>	<b>8</b>
Anti-Bisexual	1	8	8	8
<b>Sexual Orientation</b>	<b>5</b>	<b>12</b>	<b>11</b>	<b>12</b>
Anti-Female Homosexual (Lesbian)	3	10	9	10
Anti-Male Homosexual (Gay)	2	2	2	2

# Incidents, Offenses, Known Offenders and Victims by Bias Motivation

---

2012

BIAS MOTIVATION	INCIDENTS	OFFENSES	KNOWN OFFENDERS	VICTIMS
<b>TOTAL</b>	<b>35</b>	<b>57</b>	<b>46</b>	<b>57</b>

# APPENDIX

---

## Offense Definitions

The national UCR Program collects and reports crime incident data for the Nation, states, counties, and cities, through NIBRS and the state programs such as WVIBR. Essential to the maintenance of uniform and consistent data is the utilization of standard definitions of the offenses which are set forth and explained on the following pages.

The definitions, which were developed for NIBRS and WVIBR, are not meant to be used for charging persons with crimes. To the contrary, they are meant to be "receptacles" or "pigeonholes" for reporting crimes that are committed throughout the United States. The purpose for UCR, as developed by law enforcement, is to provide a "common denominator" language which transcends varying local and state laws. State statutes and local ordinances must be very specific in defining crimes so that persons facing prosecution will know the exact charges being placed against them. On the other hand, the definitions used in the NIBRS and WVIBR are generic in order not to exclude varying state and Federal statutes relating to the same type of crime.

Accordingly, the offense definitions in NIBRS are based on the common law definitions found in *Black's Law Dictionary*, as well as those used in the *Uniform Crime Reporting Handbook* and the NCIC Uniform Offense Classifications. Since most state statutes are also based on the common law definitions, even though they may vary as to specifics, most should fit into the corresponding NIBRS and WVIBR offense classifications.

State statute definitions may cross the NIBRS definitions and vice versa. In these cases, the non-conforming offenses should be reported according to their NIBRS offense classifications. For example, some states have "larceny" statutes which are so broadly worded they include the crime of embezzlement. If an embezzlement, as defined in NIBRS, is perpetuated within such a state, it should be reported to the FBI as Embezzlement, not Larceny/Theft, even though the offender is charged locally with larceny.

There are 22 Group "A" crime categories made up of 46 Group "A" offenses. The crime categories are listed below in alphabetical order. Immediately following the name of each category is an indication of whether it involves a "Crime Against Person", "Crime Against Property" or "Crime Against Society." For purposes of this report, violent crimes are murder and nonnegligent manslaughter, forcible sex offenses, assault offenses, kidnapping/abduction and robbery.

### NIBRS/WV IBR GROUP "A" OFFENSE DEFINITIONS

#### 1. Arson (Crime Against Property)

**Definition:** *To unlawfully and intentionally damage, or attempt to damage, any real or personal property by fire or incendiary device.*

#### 2. Assault Offense (Crime Against Person)

**Definition:** *An unlawful attack by one person upon another.*

[Note: By definition, there can be no "attempted" assaults, only "completed" assaults.]

##### (a) Aggravated Assault

**Definition:** *An unlawful attack by one person upon another wherein the offender uses a weapon or displays it in a threatening manner, or the victim suffers obvious severe or aggravated bodily injury involving apparent broken bones, loss of teeth, possible internal injury, severe laceration, or loss of consciousness.*

[Note: For purposes of Aggravated Assault reporting, a "weapon" is a commonly known weapon (a gun, knife, club, etc.) or any other item which, although not usually thought of as a weapon, becomes one when used in a manner that could cause the types of severe bodily injury described in the above definition.

A "severe laceration" is one which should receive medical attention.

A "loss of consciousness" must be the direct result of force inflicted on the victim by the offender.]

## **(b) Simple Assault**

**Definition:** *An unlawful physical attack by one person upon another where neither the offender displays a weapon, nor the victim suffers obvious severe or aggravated bodily injury involving apparent broken bones, loss of teeth, possible internal injury, severe laceration, or loss of consciousness.*

## **(c) Intimidation**

**Definition:** *To unlawfully place another person in reasonable fear of bodily harm through the use of threatening words and/or other conduct, but without displaying a weapon or subjecting the victim to actual physical attack.*

[Note: This offense includes stalking]

## **3. Bribery (Except "Sports Bribery") (Crime Against Property)**

**Definition:** *The offering, giving, receiving, or soliciting of anything of value (i.e., a bribe, gratuity, or kickback) to sway the judgment or action of a person in a position of trust or influence.*

[Note: If the bribery involves changing the outcome of a sporting contest or event, it is reported under Gambling Offenses as Sports Tampering, not Bribery.]

## **4. Burglary/Breaking and Entering (Crime Against Property)**

**Definition:** *The unlawful entry into a building or other structure with intent to commit a felony or theft.*

[Note: An unlawful entry can be made with or without force. Forced entry is where force of any degree or a mechanical contrivance of any kind (e.g., passkey or skeleton key is used to unlawfully enter a building or other structure. An unforced entry is one where the unlawful entry is achieved through an unlocked door or window.]

## **5. Counterfeiting/Forgery (Crime Against Property)**

**Definition:** *The altering, copying, or imitation of something without authority or right, with the intent to deceive or defraud by passing the copy or thing altered or imitated as that which is original or genuine: or the selling, buying, or possession of an altered, copied, or imitated thing with the intent to deceive or defraud.*

## **6. Destruction/Damage/Vandalism of Property (Except "Arson") (Crime Against Property)**

**Definition:** *To willfully or maliciously destroy, damage, deface, or otherwise injure real or personal property without the consent of the owner or the person having custody or control of it.*

[Note: This offense is reported only if the reporting agency deems that substantial injury to property has occurred. This offense includes a broad range of injury to property, i.e., from deliberate, extensive destruction at one extreme to mischievous, less extensive damage to the

other extreme. It does not include destruction or damage to property caused by the crime of Arson. Incidental damage (e.g., a forced door, broken window, dynamited safe, etc. resulting from another offense (e.g., Burglary, Assault, Homicide, Larceny, Robbery, etc.) is also reported in this offense category if the reporting agency deems the amount of damage to be substantial. However, for the crime of Arson, incidental damage resulting from fighting the fire is included as part of the loss caused by burning.]

## 7. Drug/Narcotic Offenses (Except “Driving Under the Influence”) (Crimes Against Society)

**Definition:** *The violation of the laws prohibiting the production, distribution, and/or use of certain controlled substances and the equipment or devices utilized in their preparation and/or use.*

### (a) Drug/Narcotic Violation

**Definition:** *The unlawful cultivation, manufacture, distribution, sale, purchase, use, possession, transportation, or importation of any controlled drug or narcotic substance.*

### (b) Drug Equipment Violation

**Definition:** *The unlawful manufacture, sale, purchase, possession, or transportation of equipment or devices utilized in preparing and/or using drugs or narcotics.*

## 8. Embezzlement (Crime Against Property)

**Definition:** *The unlawful misappropriation by an offender to his/her own use or purpose, of money, property, or some other thing of value entrusted to his/her care, custody, or control.*

## 9. Extortion/Blackmail (Crime Against Property)

**Definition:** *To unlawfully obtain money, property, or any other thing of value, either tangible or intangible, through the use or threat of force, misuse of authority, threat of criminal prosecution, threat of destruction of reputation or social standing, or through other coercive means.*

## 10. Fraud Offenses (Except “Counterfeiting/Forgery” and “Bad Checks”) (Crimes Against Property)

**Definition:** *The intentional perversion of the truth for the purpose of inducing another person or other entity in reliance upon it to part with some thing of value or to surrender a legal right.*

### (a) False Pretenses/Swindle/Confidence Game

**Definition:** *The intentional misrepresentation of existing fact or condition, or the use of some other deceptive scheme or device, to obtain money, goods, or other things of value.*

### (b) Credit Card/Automatic Teller Machine Fraud

**Definition:** *The unlawful use of a credit (or debit) card or automatic teller machine for fraudulent purposes.*

**(c) Impersonation**

**Definition:** *Falsely representing one's identity or position and acting in the character or position thus unlawfully assumed, to deceive others and thereby gain profit or advantage, enjoy some right or privilege, or subject another person or entity to an expense, charge, or liability which would not have otherwise been incurred.*

**(d) Welfare Fraud**

**Definition:** *The use of deceitful statements, practices, or devices to unlawfully obtain welfare benefits.*

**(e) Wire Fraud**

**Definition:** *The use of an electric or electronic communications facility to intentionally transmit a false and/or deceptive message in furtherance of a fraudulent activity.*

**11. Gambling Offenses (Crimes Against Society)**

**Definition:** *To unlawfully bet or wager money or something else of value; assist, promote, or operate a game of chance for money or some other stake; possess or transmit wagering information; manufacture, sell, purchase, possess, or transport gambling equipment, devices, or goods; or tamper with the outcome of a sporting event or contest to win a gambling advantage.*

**(a) Betting/Wagering**

**Definition:** *To unlawfully stake money or something else of value on the happening of an uncertain event or on the ascertainment of a fact in dispute.*

**(b) Operating/Promoting/Assisting Gambling**

**Definition:** *To unlawfully operate, promote, or assist in the operation of a game of chance, lottery, or other gambling activity.*

[Note: This offense includes bookmaking, numbers running, transmitting wagering information, etc.]

**(c) Gambling Equipment Violations**

**Definition:** *To unlawfully manufacture, sell, buy, possess, or transport equipment, devices, and/or goods, used for gambling purposes.*

**(d) Sports Tampering**

**Definition:** *To unlawfully alter, meddle in, or otherwise interfere with a sporting contest or event for the purpose of gaining a gambling advantage.*

[Note: This offense includes engaging in bribery for gambling purposes. For example, if a jockey was bribed to lose a horse race, it would be reported as Sports Tampering, not Bribery.]

**12. Homicide Offenses (Crimes Against Persons)**

**Definition:** *The killing of one human being by another.*

**(a) Murder and Nonnegligent Manslaughter**

**Definition:** *The willful (nonnegligent) killing of one human being by another.*

[Note: "Assault to Murder" and "Attempted Murder" are reported as Aggravated Assault.]

**(b) Negligent Manslaughter**

**Definition:** *The killing of another person through negligence.*

**(c) Justifiable Homicide (not a crime)**

**Definition:** *The killing of a perpetrator of a serious criminal offense by a peace officer in the line of duty; or the killing, during the commission of a serious criminal offense, of the perpetrator by a private individual.*

[Note: A "serious criminal offense" is a felony or high misdemeanor. The crime that was being committed when the justifiable homicide took place must be reported as a separate incident, therefore, justifiable homicide cases involve two incidents rather than one.]

**13. Kidnaping/Abduction (Crime Against Person)**

**Definition:** *The unlawful seizure, transport, and/or detention of a person against his/her will, or of a minor without the consent of his/her custodial parent(s) or legal guardian.*

[Note: Kidnaping/Abduction includes hostage-taking.]

**14. Larceny/Theft (Crime Against Property)**

**Definition:** *The unlawful taking, carrying, leading, or riding away of property from the possession, or constructive possession, of another person.*

**(a) Pocket-picking**

**Definition:** *The theft of articles from another person's physical possession by stealth where the victim usually does not become immediately aware of the theft.*

**(b) Purse-snatching**

**Definition:** *The grabbing or snatching of a purse, handbag, etc., from the physical possession of another person.*

[Note: If more force is used than is actually necessary to snatch the purse from the grasp of the person, or if the victim resists the theft in any way, then a strong-arm Robbery occurred, rather than Purse-snatching.]

**(c) Shoplifting**

**Definition:** *The theft, by someone other than an employee of the victim, of goods or merchandise exposed for sale.*

**(d) Theft From Building**

**Definition:** *A theft from within a building which is either open to the general public or where the offender has legal access.*

**(e) Theft From Coin-Operated Machine or Device**

**Definition:** *A theft from a machine or device which is operated or activated by the use of coins.*

**(f) Theft From Motor Vehicle**

**Definition:** *The theft of articles from a motor vehicle, whether locked or unlocked.*

**(g) Theft of Motor Vehicle Part or Accessories**

**Definition:** *The theft of any part or accessory affixed to the interior or exterior of a motor vehicle in a manner in which would make the item an attachment of the vehicle or necessary for its operation.*

**(h) All Other Larceny**

**Definition:** *All thefts which do not fit in any of the definition of the specific subcategories of Larceny/Theft listed above.*

[Note: This subcategory includes thefts from fenced enclosures, boats and airplanes. Theft of animals, lawn mowers, lawn furniture, hand tools and farm and construction equipment are also included where no break-in of a structure was involved.]

**15. Motor Vehicle Theft (Crime Against Property)**

**Definition:** *The theft of a motor vehicle.*

[**Note:** A "motor vehicle" is defined for UCR purposes as a self-propelled vehicle that runs on land surface and not on rails and which fits in one of the following property descriptions: One offense is counted for each vehicle stolen.]

- **Automobiles**-Sedans, coupes, station wagons, convertibles, taxicabs, or other similar motor vehicles which serve the primary purpose of transporting people.
- **Buses**-Motor vehicles which are specifically designed (but not necessarily used) to transport groups of people on a commercial basis.
- **Recreational Vehicles**-Motor vehicles which are specifically designed (but not necessarily used) to transport people and also provide them temporary lodging for recreational purposes.
- **Trucks**-Motor vehicles which are specifically designed (but not necessarily used) to transport cargo on a commercial basis.
- **Other Motor Vehicles**-Any other motor vehicles (e.g., motorcycles, motor scooters, trail bikes, ATV's, mopeds, snowmobiles, golf carts) whose primary purpose is to transport people.

**16. Pornography/Obscene Material (Crime Against Society)**

**Definition:** *The violation of laws or ordinances prohibiting the manufacture, publishing, sale, purchase, or possession of sexually explicit material, e.g., literature, photographs, etc.*

**17. Prostitution Offenses (Crimes Against Society)**

**Definition:** *To unlawfully engage in or promote sexual activities for profit.*

**(a) Prostitution**

**Definition:** *To unlawfully engage in sexual relations for profit.*

[Note: This offense includes prostitution by both males and females.]

**(b) Assisting or Promoting Prostitution**

**Definition:** *To solicit customers or transport persons for prostitution purposes; to own, manufacture, or operate a dwelling or other establishment for the purpose of*



*providing a place where prostitution is performed; or to otherwise assist or promote prostitution.*

## **18. Robbery (Crime Against Property)**

**Definition:** *The taking or attempting to take, anything of value under confrontational circumstances from the control, custody, or care of another person by force or threat of force or violence and/or by putting the victim in fear of immediate harm.*

[Note: Because some type of assault is an element of the crime of Robbery, an assault is not reported as a separate crime as long as it was performed in furtherance of the robbery. However, if the injury results in death, a Homicide Offense is reported. The "victims" of a robbery include not only the persons or other entities (businesses, financial institutions, etc.) from whom the property was taken (or attempted to be taken), but also those persons toward whom the robber(s) directed force or threat of force in perpetrating the offense. Therefore, although the primary victim in a bank robbery would be the "Financial Institution", the teller toward whom the robber pointed a gun and made a demand is also reported as a victim.]

## **19. Sex Offenses, Forcible (Crimes Against Persons)**

**Definition:** *Any sexual act directed against another person, either male or female, forcibly and/or against that person's will; or not forcibly or against that person's will where the victim is incapable of giving consent.*

### **(a) Forcible Rape (Except "Statutory Rape")**

**Definition:** *The carnal knowledge of a person forcibly, either male or female and/or against that person's will; or not forcibly or against that person's will where the victim is incapable of giving consent because of his/her temporary or permanent mental or physical incapacity.*

[Note: If force was used or threatened, the crime is classified as Forcible Rape regardless of the age of the victim or the relationship to the offender. If force was used or threatened and the victim was under the statutory age of consent or related to the offender within the degrees where marriage is prohibited, the crime is classified as Statutory Rape or Incest, respectively. Temporary mental or physical incapacity includes drug facilitated sexual assaults.]

### **(b) Forcible Sodomy**

**Definition:** *Oral or anal sexual intercourse with another person, either male or female, forcibly and/or against that person's will; or not forcibly and/or against that person's will where the victim is incapable of giving his/her consent because of his/her youth or because of his/her temporary or permanent mental or physical incapacity.*

### **(c) Sexual Assault With An Object**

**Definition:** *To use an object or instrument to unlawfully, penetrate, however slightly, the genital or anal opening of the body of another person (either male or female) forcibly and/or against his/her will; or not forcibly and/or against his/her will where the victim is incapable of giving his/her consent because of his/her youth or because of his/her temporary or permanent mental or physical incapacity.*

[Note: An "object" or "instrument" is anything used by the offender other than the offender's genitalia. Examples are a finger, bottle, handgun, stick, etc.]

### **(d) Forcible Fondling**

**Definition:** *The touching of the private body parts of another person, either male or female, for the purpose of sexual gratification, forcibly and/or against that person's will; or not forcibly and/or against that person's will where the victim is incapable of giving consent because of his/her youth or because of his/her temporary or permanent mental or physical incapacity.*

[Note: Forcible fondling includes "indecent liberties" and "child molesting". Because Forcible Fondling is an element of Forcible Rape, Forcible Sodomy, and Sexual Assault With An Object, it should be reported only if it is the **sole** forcible sex offense committed against the victim.]

## **20. Sex Offenses, Nonforcible (Except "Prostitution Offenses") (Crimes Against Persons)**

**Definition:** *Unlawful, nonforcible sexual intercourse.*

### **(a) Incest**

**Definition:** *Nonforcible sexual intercourse between persons who are related to each other within the degrees wherein marriage is prohibited by law.*

### **(b) Statutory Rape**

**Definition:** *Nonforcible sexual intercourse with a person who is under the statutory age of consent.*

[Note: If force was used or threatened or the victim was incapable of giving consent because of his/her youth or mental impairment, either temporary or permanent, the offense should be classified as Forcible Rape, not Statutory Rape.]

## **21. Stolen Property Offenses (Crimes Against Property)**

**Definition:** *Receiving, buying, selling, possessing, concealing, or transporting any property with the knowledge that it has been unlawfully taken, as by burglary, embezzlement, fraud, larceny, robbery, etc. Examples include receiving or transferring stolen goods, receiving or dispensing of property stolen in another state.*

## **22. Weapon Law Violations (Crimes Against Society)**

**Definition:** *The violation of laws or ordinances prohibiting the manufacture, sale, purchase, transportation, possession, concealment, or use of firearms, cutting instruments, explosives, incendiary devices, or other deadly weapons.*

## **GROUP "B" OFFENSES**

There are 11 Group B offense categories and they encompass all of the crimes which are not Group A offenses, with the exception of most traffic offenses. Only arrestee data (or Group B Arrest Reports) need to be reported for Group B Crimes.

### **Bad Checks**

**Definition:** *Knowingly and intentionally writing and/or negotiating checks drawn against insufficient or nonexistent funds.*

### **Curfew/Loitering/Vagrancy Violations**

**Definition:** *The violation of a court order, regulation, ordinance, or law requiring the withdrawal of persons from the streets or other specified areas; prohibiting persons from remaining in an area or place in an idle or aimless manner; or prohibiting persons from going from place to place without visible means of support.*

### **Disorderly Conduct**

**Definition:** *Any behavior that tends to disturb the public peace or decorum, scandalize the community, or shock the public sense of morality.*

### **Diving Under the Influence**

**Definition:** *Driving or operating a motor vehicle or common carrier while mentally or physically impaired as the result of consuming an alcoholic beverage or using a drug or narcotic.*

### **Drunkenness**

**Definition:** *To drink alcoholic beverages to the extent that one's mental faculties and physical coordination are subsequently impaired.*

### **Family Offenses**

**Definition:** *Unlawful, nonviolent acts by a family member (or legal guardian) which threaten the physical, mental, or economic well-being or morals of another family member and which are not classified as other offenses, such as Assault, Incest, Statutory Rape, etc.*

### **Liquor Law Violations**

**Definition:** *The violation of laws or ordinances prohibiting the manufacture, sale, purchase, transportation, possession, or use of alcoholic beverages.*

### **Peeping Tom**

**Definition:** *To secretly look through a window, doorway, keyhole, or other aperture for the purpose of voyeurism.*

### **Runaway**

**Definition:** *A person under the age of 18 years of age who has left home without the permission of his/her parent(s) or legal guardian.*

### **Trespass of Real Property**

**Definition:** *To unlawfully enter land, a dwelling, or other real property.*

### **All Other Offenses**

**Definition:** *All crimes which are not Group A offenses and not included in one of the specifically named Group B crime categories listed above.*