

Crime in West Virginia

2011



40th Edition

Earl Ray Tomblin
Governor

Colonel C. R. "Jay" Smithers
Superintendent

Crime in West Virginia 2011

Table of Contents

Foreword	1
Introduction	2
Collection Design	
Implementation	
Participation	
Methodology	5
Population and Number of Officers by Agency	6
Crime Rate.....	20
Section I	134
Number of Incidents, Offenses, Persons Victimized and Known Offenders.....	135
Number of Incidents, Offenses, Persons Victimized and Known Offenders (Crime against Persons) (Table).....	153
Number of Incidents, Offenses, Persons Victimized and Known Offenders (Crime against Property) (Table).....	154
Number of Incidents, Offenses, Persons Victimized and Known Offenders (Crime against Society) (Table).....	155
Incidents.....	156
Number of Incidents by Time of Day (Chart).....	156
Number of Incidents by Time of Day (Table).....	157
Offenses by Exceptional Clearance	158
Exceptional Clearance Basis (Chart)	158
Offenses by Exceptional Clearance (Table)	158
Offenses	160
Number and Percent of Offenses Completed and Attempted (Table).....	160
Percent Distribution of Location by Type of Crime (Table).....	161
Number of Offenses by Weapons, Selected Offenses (Table).....	162
Victims.....	163
Number of Victims by Type (Table).....	163
Number of Violent Crime Victims by Age, Sex and Race (Table).....	166
Number of Persons Victimized by Offenses and Resident Status (Table).....	168
Property.....	169
Value of Property Loss Due to Criminal Action, Property Type (Table).....	170
Value of Property Recovered or Seized by Law Enforcement Agencies, Property Type (Table).....	171
Offenders.....	172
Number of Known Offenders per Incident (Table).....	172
Offender Race versus Victim Race, Violent Crime (Table).....	174
Number of Persons Arrested: Types of Weapons Possessed, Offenses (Table).....	175
Group "B" Arrestee Count and Offenses (Table).....	178

Section II – Jurisdictional Reporting	179
Age and Sex of Victims Known to Law Enforcement, Crimes Against Persons and Property (Table).....	180
Age and Sex of Offenders Known to Law Enforcement, Crimes Against Persons and Property (Table).....	234
Offenses (Group “A”) by Agency (Table).....	287
Arrests (Group “A” and “B”) by Agency (Table).....	534
Section III – Special Reports	661
Seized Drug Report Summary (Table).....	662
Domestic Violence	
Domestic Violence.....	665
Offenses and Time of Day (Table).....	666
Offenses and Incident Month (Table).....	667
Offenses and Victim to Offender Relationships (Table).....	668
Victim/Offender Relationship and Weapon Used During Offense (Table).....	670
Victim Offense/Age and Characteristics (Table).....	672
Domestic Violence by Agency (Table).....	677
Sexual Assault	
Sexual Assault.....	695
Adult versus Juvenile Offenders.....	696
Offenders Reported and Arrested (Chart).....	696
Adult versus Juvenile Victims (Table).....	697
Offender Relationship – Adult vs. Juvenile (Table).....	697
Victim's Relationship to Offender (Chart).....	698
Location (Chart).....	699
Weapons Used (Chart).....	700
Hate/Bias Crimes	
Hate/Bias Crimes.....	701
Agencies Reporting Hate Crimes by Bias Motivation (Table).....	702
Location of Hate Crime Incidents by Bias Motivation (Table).....	703
Number of Incidents by Bias Motivation and Type of Offense (Table).....	704
Incidents, Offenses, Known Offenders and Victims by Bias Motivation (Table).....	706
Appendix	
Offense Definitions.....	707

FOREWORD

Over a decade ago, the National Incident-Based Reporting System (NIBRS) was developed as the “new” Uniform Crime Reporting (UCR) Program. Since that time, the agencies whose data appear in this publication have made the transition to the “new” system, leading the way to more relevant, flexible and reliable criminal justice statistics for the state as well as the nation. In many instances, the transitions were difficult and placed a strain on already tight information management resources. The presentations in this document represent the results of that extraordinary effort.

NIBRS and its state equivalent, West Virginia Incident-Based Reporting (WV-IBR), were developed to provide more and better information about crime. The presentations in this document illustrate only the barest potential of the system. As participation grows throughout the law enforcement community, so will the utility of the data and the ability to do complex analysis on a wide array of criminal justice issues. That ability will bring with it an understanding of crime never before possible. For taking the first steps toward making NIBRS and WV-IBR a reality, the chiefs, sheriffs, superintendents and directors of the law enforcement agencies are to be commended. They are leaders not only with vision, but with the commitment to continue law enforcement’s advancement in all areas of information technology. Field officers that had to adapt to new reporting forms and procedures are also to be commended, as they are the true source of the information contained in this annual report.

INTRODUCTION

The National Incident-Based Reporting System, or NIBRS, was developed in response to law enforcement's call for more and better crime statistics. The Uniform Crime Reporting (UCR) Program had served law enforcement well since 1930, but the advent of computers, coupled with the evolution in the nature of criminality in the Nation and State, resulted in a need for modernization. The FBI, with support and funding from the Bureau of Justice Statistics, undertook the redesign process, and in 1989 after years of study and testing, launched NIBRS or the new UCR. States soon began implementing the new system that collects incident-based data as opposed to summary counts and addresses a wide array of offenses and details about crime and its nature.

West Virginia responded to need to modernize crime reporting by converting from the summary based collection system to an incident-based reporting (IBR) system. The state program is known as West Virginia Incident-Based Reporting (WV-IBR). This effort was greatly aided by funding from the US Bureau of Justice Statistics and the WV Division of Criminal Justice Services (WVDCJS). In September of 1998, West Virginia became the sixteenth state to receive NIBRS certification by the FBI. As of January 1, 1999, West Virginia fully committed to IBR by only accepting data in the WV-IBR format. Full conversion and adjustment to the new system is still ongoing.

Collection Design

NIBRS and WV-IBR collects information on each single incident and arrest within 22 crime categories composed of 46 offense types (known as Group A offenses). For each occurrence known to the police within these categories, incident, offense, victim property, offender and arrestee information is sent first to the state UCR program, where it is reviewed before being forwarded to the FBI and the WV Statistical Analysis Center (SAC).

Most of the general concepts for collecting, scoring and reporting UCR data are retained in NIBRS. Unlike the historical UCR system under which data were summarized monthly, NIBRS data are sent incident by incident, or disaggregated, lending great flexibility in terms of data compilation and analysis. The design of NIBRS allows extraction of information formerly collected through the summarized system to maintain the integrity of summary UCR's long-running statistical series on crime.

Implementation

NIBRS is designed to be a byproduct of a modern automated law enforcement law enforcement information system. It is incident-based, *as are law enforcement records*. Because NIBRS solicits considerably more detail about each criminal incident than did summary UCR, it is necessary, however that automated records systems be established or modified to extract the needed information from police records at the local level. These local agency systems

must meet both NIBRS and the state-specific requirements (WV-IBR) that address state-level criminal justice issues.

Before a local agency begins submitting data to WV-IBR and the FBI, the agency must demonstrate its ability to meet NIBRS and WV-IBR reporting requirements. All agencies whose data appear in this document have successfully demonstrated that their record systems are capable of producing reliable crime information in the NIBRS and WV-IBR format.

PARTICIPATION

For various reasons, the following agencies were unable or unwilling to submit any data in 2011.

Sheriff Departments:

Clay County SO
Gilmer County SO
Lincoln County SO

Pendleton County SO
Webster County SO

Police Departments:

Albright PD
Anawalt PD
Anmore PD
Athens PD
Barrackville PD
Bayard PD
Belle PD
Berkeley Springs PD
Bethany PD
Bluefield College PD
Bradshaw PD
Bramwell PD
Burnsville PD
Cameron PD
Chesapeake PD
Chester PD
Clendenin PD
Danville PD
Davy PD
Delbarton PD
Fairview PD
Farmington PD

Kimball PD
Mabscott PD
Madison PD
Man PD
Mannington PD
Marlinton PD
Masontown PD
Matewan PD
McMechen PD
Mitchell Heights PD
North Fork PD
Oak Hill PD
Paw Paw PD
Peterstown PD
Piedmont PD
Pineville PD
Poca PD
Pratt PD
Protective Services Capital
Reedsville PD
Rhodell PD
Richwood PD

Fayetteville PD
Flatwoods PD
Gary PD
Gassaway PD
Gauley Bridge PD
Gilbert PD
Grant Town PD
Grantsville PD
Handley PD
Hartford PD
Henderson PD
Hundred PD
laegar PD
Kermit PD
Keystone PD

Ridgeley PD
Rivesville PD
Smithers PD
St. Marys PD
Star City PD
Sutton PD
Sylvester PD
Village of Beech Bottom PD
War PD
Wardensville PD
Webster Springs PD
West Liberty PD
West Milford PD
Whitesville PD

Agencies reporting 6 months of data or less are as follows:

Sheriff Departments:

Calhoun County SO

Police Departments:

Alderson PD
Ansted PD
Cedar Grove PD
Capon Bridge PD
Clearview PD
East Bank PD
Eleanor PD
Grafton PD
Harpers Ferry PD
Kanawha Co Parks
Lumberport PD
Monongah PD

Matoka PD
Montgomery PD
Paden City PD
Pennsboro PD
Ranson PD
Rainelle PD
Rowlesburg PD
Sheperd University PD
Sheperdstown PD
Stonewood PD
West Union PD
Williamstown PD

METHODOLOGY

Tables and narrative comments addressing the volume and types of criminal incidents reported to WV-IBR and the FBI in **2011** are presented throughout this document.

Criminal incidents in NIBRS are classified as crimes against persons, crimes against property and crimes against society.¹ Incidents can involve more than one offense, victim or offender. For counting purposes, one offense is counted for each victim of *crimes against persons* (assault offenses, homicide offenses, kidnapping/abduction, and sex offenses, forcible and non-forcible). Regardless of the number of victims, one offense is counted for each distinct incident of *crimes against property* (bribery, burglary/breaking and entering, counterfeiting/forgery, destruction/damage/vandalism of property, embezzlement, extortion/blackmail, fraud offenses, larceny/theft offenses, motor vehicle theft, robbery, stolen property offenses) and *crimes against society* (drug/narcotic offenses, gambling offenses, pornography/obscene material, prostitution offenses and weapon law violations). Violent crimes are murder, forcible sex offenses, assault offenses, kidnapping/abduction and robbery. Robbery is a violent crime against property as it involves force or threat of force but its objective is to obtain money or property.

While “counting” in summary UCR was for the most part straight forward, NIBRS introduces a myriad of data aggregation or “counting” possibilities. In this document, the principles outlined in “Methods for Understanding and Analyzing NIBRS Data²” were followed. The “unit of count” varies from table to table, or even by column within tables. Explanatory notes accompany each table to clarify the method of aggregation.

IBR data are collected for 22 crime categories composed of 46 specific offenses (known as Group “A” offenses). For each offense known to police within these categories, incident, victim, property, offender and arrest information is gathered.

¹ See Appendix 1 for offense definitions.

² Yoshio Akiyama and James Nolan, “Methods for Understanding and Analyzing NIBRS Data,” *Journal of Quantitative Criminology*, June 1999

POPULATION AND NUMBER OF OFFICERS BY AGENCY

2011

<u>County</u>	<u>Department Name</u>	<u>Population</u>	<u># Male Officers</u>	<u># Female Officers</u>
Barbour				
	Barbour Co SO	11,717	7	0
	Belington PD	1,923	2	0
	Philippi PD	2,970	6	0
	DNR - 1 - Barbour		1	0
	FIRE MARSHAL - Barbour		0	0
	Philippi SP		5	0
	Totals:	16,610	21	0
Berkeley				
	Martinsburg SP		28	1
	BCI - Martinsburg		5	0
	Berkeley Co SO	87,053	54	2
	Martinsburg PD	17,249	42	6
	DNR - 2 - Berkeley		1	0
	FIRE MARSHAL - Berkeley		0	0
	tf Eastern Panhandle Drug & Vio		6	0
	Totals:	104,302	136	9
Boone				
	Boone Co SO	20,214	22	0
	Madison PD	3,080	4	0
	Whitesville PD	515	0	0
	DNR - 5 - Boone		0	0
	Danville PD	692	1	0
	Sylvester PD	160	1	0
	FIRE MARSHAL - Boone		0	0
	Madison SP		8	1
	Whitesville SP		4	0
	Totals:	24,661	40	1
Braxton				
	Sutton SP		7	0
	Braxton Co SO	12,127	9	0
	Gassaway PD	909	1	0
	Sutton PD	995	1	0
	Burnsville PD	511	2	0
	DNR - 3 - Braxton		1	0
	FIRE MARSHAL - Braxton		0	0
	Totals:	14,542	21	0

<u>County</u>	<u>Department Name</u>	<u>Population</u>	<u># Male Officers</u>	<u># Female Officers</u>
Brooke				
	Brooke Co SO	13,240	18	0
	Follansbee PD	2,990	7	0
	Wellsburg PD	2,809	6	0
	DNR - 1 - Brooke		1	0
	Bethany PD	1,037	0	0
	FIRE MARSHAL - Brooke		0	0
	Village of Beech Bottom PD	524	4	0
	Wellsburg SP		3	0
	Totals:	20,600	39	0
Cabell				
	Huntington SP		12	1
	Cabell CO SO	44,775	43	1
	Barboursville PD	3,969	18	0
	Huntington PD	49,201	97	6
	Milton PD	2,426	6	0
	Marshall Univ Police		19	1
	DNR - 5 - Cabell		2	0
	FIRE MARSHAL - Cabell		0	0
	tf Huntington Drug & Vio Crime		0	0
	Totals:	100,371	197	9
Calhoun				
	Calhoun Co SO	7,075	3	0
	Grantsville PD	562	2	0
	DNR - 6 - Calhoun		1	0
	FIRE MARSHAL - Calhoun		0	0
	Grantsville SP		4	0
	Totals:	7,637	10	0
Clay				
	Clay SP		6	0
	Clay Co SO	9,398	6	0
	DNR - 3 - Clay		2	0
	FIRE MARSHAL - Clay		0	0
	Totals:	9,398	14	0
Doddridge				
	Doddridge Co SO	7,386	5	1
	West Union PD	826	1	0
	DNR - 6 - Doddridge		1	0
	FIRE MARSHAL - Doddridge		0	0
	West Union SP		3	0
	Totals:	8,212	10	1

<u>County</u>	<u>Department Name</u>	<u>Population</u>	<u># Male Officers</u>	<u># Female Officers</u>
Fayette				
	Gauley Bridge SP		3	0
	Oak Hill SP		7	0
	Turnpike - Fayette		0	0
	Fayette Co SO	30,243	30	0
	Ansted PD	1,406	2	0
	Fayetteville PD	2,896	9	0
	Montgomery PD	1,640	5	0
	Mount Hope PD	1,416	5	0
	Oak Hill PD	7,740	13	1
	Smithers PD	814	3	0
	WVU Tech-Security		5	0
	DNR - 4 - Fayette		2	0
	Gauley Bridge PD	615	2	0
	FIRE MARSHAL - Fayette		0	0
	Totals:	46,770	86	1
Gilmer				
	Gilmer Co SO	7,165	4	0
	Glenville PD	1,539	2	0
	Glenville State College		3	0
	DNR - 6 - Gilmer		1	0
	FIRE MARSHAL - Gilmer		0	0
	Glenville SP		5	0
	Totals:	8,704	15	0
Grant				
	Petersburg SP		0	0
	Grant Co SO	9,192	8	0
	Petersburg PD	2,470	2	0
	DNR - 2 - Grant		2	0
	Bayard PD	290	2	0
	FIRE MARSHAL - Grant		0	0
	tf Potomac Highland Drug & Vio		3	0
	Totals:	11,952	17	0

<u>County</u>	<u>Department Name</u>	<u>Population</u>	<u># Male Officers</u>	<u># Female Officers</u>
Greenbrier				
	Greenbrier Co SO	24,984	27	1
	Lewisburg PD	3,835	11	0
	Rainelle PD	1,507	1	0
	Ronceverte PD	1,767	7	0
	White Sulphur Springs PD	2,447	6	0
	DNR - 4 - Greenbrier		2	0
	FIRE MARSHAL - Greenbrier		0	0
	tf Greenbrier Co Drug		0	0
	Rainelle SP		4	0
	Lewisburg SP		7	0
	Totals:	34,540	65	1
Hampshire				
	Romney SP		10	0
	Hampshire Co SO	21,790	15	1
	Romney PD	1,850	3	0
	DNR - 2 - Hampshire		5	0
	Capon Bridge PD	355	1	1
	FIRE MARSHAL - Hampshire		0	0
	Totals:	23,995	34	2
Hancock				
	Hancock Co SO	11,276	26	0
	Chester PD	2,588	5	1
	Weirton PD	19,771	34	1
	New Cumberland PD	1,104	3	0
	DNR - 1 - Hancock		1	0
	FIRE MARSHAL - Hancock		0	0
	tf Hancock-Brooke Drug		5	0
	New Cumberland SP		3	0
	Totals:	34,739	77	2
Hardy				
	Moorefield SP		7	0
	Hardy Co SO	11,225	9	0
	Moorefield PD	2,547	7	1
	Wardensville PD	271	1	0
	DNR - 2 - Hardy		0	0
	FIRE MARSHAL - Hardy		0	0
	Totals:	14,043	24	1

<u>County</u>	<u>Department Name</u>	<u>Population</u>	<u># Male Officers</u>	<u># Female Officers</u>
Harrison				
	Harrison Co SO	34,955	35	0
	Bridgeport PD	8,159	27	2
	Clarksburg PD	16,599	45	2
	Salem PD	1,588	2	0
	Shinnston PD	2,204	8	0
	Stonewood PD	1,808	2	0
	Anmoore PD	771	1	0
	Nutter Fort PD	1,595	6	0
	Lumberport PD	877	2	0
	West Milford PD	631	0	0
	DNR - 1 - Harrison		2	0
	FIRE MARSHAL - Harrison		0	0
	tf Harrison Co Drug & Vio Crime		0	0
	Bridgeport SP		12	0
	Totals:	69,187	142	4
Jackson				
	Ripley SP		4	1
	Jackson Co SO	22,111	15	0
	Ravenswood PD	3,881	8	0
	Ripley PD	3,256	8	0
	DNR - 6 - Jackson		2	0
	FIRE MARSHAL - Jackson		0	0
	Totals:	29,248	37	1
Jefferson				
	Jefferson Co SO	40,786	25	1
	Charles Town PD	5,266	14	1
	Shepherdstown PD	1,736	5	0
	Ranson PD	4,446	11	2
	Harpers Ferry PD	1,332	4	0
	DNR - 2 - Jefferson		2	0
	Shepherd University		7	2
	FIRE MARSHAL - Jefferson		0	0
	Kearneysville SP		12	0
	Totals:	53,566	80	6

<u>County</u>	<u>Department Name</u>	<u>Population</u>	<u># Male Officers</u>	<u># Female Officers</u>
Kanawha	Quincy SP		11	0
	WV State Police Hdqts		0	0
	So Charleston SP		19	2
	BCI - SO Charleston		3	1
	Turnpike - Kanawha		27	0
	ICAC Unit		5	0
	Kanawha Co SO	93,334	94	8
	Belle PD	1,262	4	0
	Charleston PD	51,466	154	7
	Dunbar PD	7,917	11	0
	Nitro PD	7,187	18	0
	St Albans PD	11,058	22	1
	South Charleston PD	13,467	39	0
	Chesapeake PD	1,556	4	0
	Marmet PD	1,505	5	0
	East Bank PD	960	3	0
	Glasgow PD	906	2	0
	Clendenin PD	1,229	4	0
	Cedar Grove PD	998	2	0
	Pratt PD	603	1	0
	Handley PD	349	1	0
	WV State University		8	0
	DNR - 5 - Kanawha		6	0
	FIRE MARSHAL - Kanawha		31	1
	Kanawha Co Parks		3	0
	Protective Services-Capitol		21	1
tf Metro Drug Enforcement		13	0	
	Totals:	193,797	511	21
Lewis	Lewis Co SO	12,278	14	0
	Weston PD	4,115	6	0
	DNR - 3 - Lewis		0	0
	FIRE MARSHAL - Lewis		0	0
	Weston SP		6	0
	Totals:	16,393	26	0
Lincoln	Hamlin SP		11	0
	Lincoln Co SO	20,605	6	0
	Hamlin PD	1,143	4	0
	DNR - 5 - Lincoln		1	0
	FIRE MARSHAL - Lincoln		0	0
	Totals:	21,748	22	0

<u>County</u>	<u>Department Name</u>	<u>Population</u>	<u># Male Officers</u>	<u># Female Officers</u>
Logan				
	Logan Co SO	32,243	17	1
	Logan PD	1,781	8	0
	Man PD	760	2	0
	Chapmanville PD	1,258	4	0
	DNR - 5 - Logan		2	0
	West Logan PD	425	1	0
	Mitchell Heights PD	323	0	0
	FIRE MARSHAL - Logan		0	0
	tf U S 119 Task Force		6	0
	Logan SP		17	0
	Totals:	36,790	57	1
Marion				
	Fairmont SP		5	0
	BCI - Fairmont		7	0
	Marion Co SO	31,014	32	1
	Fairmont PD	18,728	33	1
	Mannington PD	2,066	3	1
	Rivesville PD	935	2	0
	Monongah PD	1,045	1	0
	Fairview PD	409	1	0
	Farmington PD	375	1	0
	Grant Town PD	614	1	0
	DNR - 1 - Marion		4	0
	Barrackville PD	1,304	2	0
	Fairmont Campus Police		7	0
	FIRE MARSHAL - Marion		0	0
	TF--3 RIVERS		2	0
	White Hall PD	648	3	0
	Totals:	57,138	104	3
Marshall				
	Marshall Co SO	17,718	26	0
	Benwood PD	1,422	6	0
	Cameron PD	947	2	0
	Glen Dale PD	1,528	4	0
	Mc Mechen PD	1,928	3	0
	Moundsville PD	9,330	17	1
	DNR - 1 - Marshall		2	0
	FIRE MARSHAL - Marshall		0	0
	Moundsville SP		5	0
	Totals:	32,873	65	1

<u>County</u>	<u>Department Name</u>	<u>Population</u>	<u># Male Officers</u>	<u># Female Officers</u>
Mason				
	Point Pleasant SP		6	0
	Mason Co SO	19,586	17	0
	Point Pleasant PD	4,356	9	0
	New Haven PD	1,562	2	0
	Mason PD	969	4	0
	Henderson PD	271	1	0
	Hartford PD	615	0	0
	DNR - 5 - Mason		1	0
	FIRE MARSHAL - Mason		0	0
	Totals:	27,359	40	0
McDowell				
	McDowell Co SO	15,708	15	0
	Keystone PD	282	1	0
	War PD	863	1	0
	Welch PD	2,409	5	0
	Anawalt PD	226	1	0
	Gary PD	969	2	0
	North Fork PD	430	0	0
	Davy PD	421	1	0
	Kimball PD	194	1	0
	laeger PD	302	1	0
	DNR - 4 - McDowell		1	0
	FIRE MARSHAL - McDowell		0	0
	Bradshaw PD	337	1	0
	Welch SP		9	0
	Totals:	22,141	39	0
Mercer				
	Turnpike - Mercer		0	0
	Princeton SP		15	0
	BCI - Bluefield		3	0
	Mercer Co SO	43,804	26	0
	Athens PD	1,049	1	0
	Bluefield PD	10,460	21	1
	Princeton PD	6,440	18	1
	Matoaka PD	227	1	0
	Bramwell PD	364	1	0
	Concord College Security		6	1
	Bluefield College		1	1
	DNR - 4 - Mercer		3	0
	FIRE MARSHAL - Mercer		0	0
	tf So Regional Drug & Vio Crime		0	0
	Totals:	62,344	96	4

<u>County</u>	<u>Department Name</u>	<u>Population</u>	<u># Male Officers</u>	<u># Female Officers</u>
Mineral				
	Mineral Co SO	21,249	13	0
	Keyser PD	5,446	9	1
	Piedmont PD	877	1	0
	Ridgeley PD	676	3	0
	Potomac State College Police		5	0
	DNR - 2 - Mineral		2	0
	FIRE MARSHAL - Mineral		0	0
	Keyser SP		8	0
	Totals:	28,248	41	1
Mingo				
	Gilbert SP		3	0
	Williamson SP		5	0
	Mingo Co SO	21,740	20	0
	Gilbert PD	451	4	0
	Williamson PD	3,195	8	0
	Kermit PD	407	1	0
	Delbarton PD	580	2	0
	Matewan PD	500	1	0
	DNR - 5 - Mingo		1	0
	FIRE MARSHAL - Mingo		0	0
	Totals:	26,873	45	0
Monongalia				
	Monongalia Co SO	60,017	34	2
	Morgantown PD	29,698	61	3
	Star City PD	1,827	4	1
	Westover PD	3,988	8	1
	WV University - Police		42	7
	DNR - 1 - Monongalia		3	0
	Granville PD	782	12	0
	FIRE MARSHAL - Monongalia		0	0
	tf Monongalia Valley Drug		0	0
	Morgantown SP		23	1
	Totals:	96,312	187	15
Monroe				
	Union SP		4	0
	Monroe Co SO	13,318	8	0
	Alderson PD	1,186	2	0
	Peterstown PD		0	0
	DNR - 4 - Monroe		1	0
	FIRE MARSHAL - Monroe		0	0
	Totals:	14,504	15	0

<u>County</u>	<u>Department Name</u>	<u>Population</u>	<u># Male Officers</u>	<u># Female Officers</u>
Morgan				
	Morgan Co SO	16,429	11	0
	Berkeley Springs (BATH) PD	625	3	0
	Paw Paw PD	509	1	0
	DNR - 2 - Morgan		1	0
	FIRE MARSHAL - Morgan		0	0
	Berkeley Springs SP		5	0
	Totals:	17,563	21	0
Nicholas				
	Richwood SP		3	0
	Summersville SP		4	0
	Nicholas Co SO	20,636	23	0
	Richwood PD	2,054	4	0
	Summersville PD	3,577	17	0
	DNR - 3 - Nicholas		0	1
	FIRE MARSHAL - Nicholas		0	0
	tf Central WV Drug		4	0
	Totals:	26,267	55	1
Ohio				
	Ohio Co SO	10,830	27	1
	Wheeling PD	28,522	76	4
	Triadelphia PD	812	1	0
	Bethlehem PD	2,502	4	0
	West Liberty PD	1,544	0	0
	Valley Grove PD		0	0
	West Liberty College		5	0
	DNR - 1 - Ohio		1	0
	Clearview PD	566	0	0
	FIRE MARSHAL - Ohio		0	0
	tf Ohio Valley Drug & Vio Crime		0	0
	BCI - Wheeling		2	0
	Wheeling SP		7	0
	Totals:	44,776	123	5
Pendleton				
	Franklin SP		5	0
	Pendleton Co SO	7,705	3	0
	DNR - 2 - Pendleton		2	0
	FIRE MARSHAL - Pendleton		0	0
	Totals:	7,705	10	0

<u>County</u>	<u>Department Name</u>	<u>Population</u>	<u># Male Officers</u>	<u># Female Officers</u>
Pleasants				
	Pleasants Co SO	5,753	5	1
	St Marys PD	1,862	4	0
	DNR - 6 - Pleasants		2	0
	FIRE MARSHAL - Pleasants		0	0
	St Marys SP		2	1
	Totals:	7,615	13	2
Pocahontas				
	Marlinton SP		6	0
	Pocahontas Co SO	7,675	8	0
	Marlinton PD	1,055	0	0
	DNR - 3 - Pocahontas		2	0
	FIRE MARSHAL - Pocahontas		0	0
	Totals:	8,730	16	0
Preston				
	Preston Co SO	27,116	13	2
	Kingwood PD	2,943	2	0
	Terra Alta PD	1,479	1	0
	Rowlesburg PD	585	1	0
	Masontown PD	547	0	0
	Reedsville PD	594	0	1
	DNR - 1 - Preston		2	0
	FIRE MARSHAL - Preston		0	0
	Albright PD	299	0	0
	Kingwood SP		6	0
	Totals:	33,563	25	3
Putnam				
	Winfield SP		5	1
	Putnam Co SO	43,309	38	2
	Hurricane PD	6,292	15	0
	Winfield PD	2,304	2	0
	Eleanor PD	1,520	2	0
	Poca PD	975	0	0
	DNR - 5 - Putnam		2	0
	FIRE MARSHAL - Putnam		0	0
	Totals:	54,400	64	3

<u>County</u>	<u>Department Name</u>	<u>Population</u>	<u># Male Officers</u>	<u># Female Officers</u>
Raleigh				
	Raleigh Co SO	58,394	44	1
	Beckley PD	17,637	44	1
	Mabscott PD	1,410	4	0
	Sophia PD	1,346	4	1
	Rhodell PD	173	1	0
	DNR - 4 - Raleigh		5	0
	FIRE MARSHAL - Raleigh		0	0
	tf TRIDENT****-DISBANDED 4/2009		0	0
	Turnpike - Raleigh		0	0
	Beckley SP		14	0
	BCI - Beckley		3	1
	Totals:	78,960	119	4
Randolph				
	Elkins SP		18	0
	Randolph Co SO	22,340	11	0
	Elkins PD	7,103	9	0
	DNR - 3 - Randolph		5	0
	FIRE MARSHAL - Randolph		0	0
	Totals:	29,443	43	0
Ritchie				
	Ritchie Co SO	7,412	7	0
	Harrisville PD	1,878	1	0
	Pennsboro PD	1,172	1	0
	DNR - 6 - Ritchie		1	0
	FIRE MARSHAL - Ritchie		0	0
	Harrisville SP		5	0
	Totals:	10,462	15	0
Roane				
	Spencer SP		7	0
	Roane Co SO	12,620	8	0
	Spencer PD	2,325	6	0
	DNR - 6 - Roane		0	0
	FIRE MARSHAL - Roane		0	0
	Totals:	14,945	21	0
Summers				
	Summers Co SO	11,266	6	0
	Hinton PD	2,679	4	0
	DNR - 4 - Summers		4	0
	FIRE MARSHAL - Summers		0	0
	Hinton SP		4	0
	Totals:	13,945	18	0

<u>County</u>	<u>Department Name</u>	<u>Population</u>	<u># Male Officers</u>	<u># Female Officers</u>
Taylor	Grafton SP		3	0
	Taylor Co SO	11,746	7	0
	Grafton PD	5,171	4	0
	DNR - 1 - Taylor		1	0
	FIRE MARSHAL - Taylor		0	0
	Totals:	16,917	15	0
Tucker	Tucker Co SO	5,663	4	0
	Parsons PD	1,487	1	0
	DNR - 1 - Tucker		1	0
	FIRE MARSHAL - Tucker		0	0
	Parsons SP		4	0
	Totals:	7,150	10	0
Tyler	Tyler Co SO	6,983	7	0
	Paden City PD	2,636	3	0
	Sistersville PD	1,398	4	0
	DNR - 6 - Tyler		1	0
	FIRE MARSHAL - Tyler		0	0
	Totals:	11,017	15	0
Upshur	Upshur Co SO	18,639	11	0
	Buckhannon PD	5,646	8	0
	DNR - 3 - Upshur Co		2	0
	FIRE MARSHAL - Upshur		0	0
	Buckhannon SP		5	0
	BCI - Buckhannon		4	0
	Totals:	24,285	30	0
Wayne	Wayne SP		8	0
	Wayne Co SO	31,813	20	1
	Ceredo PD	1,452	6	0
	Kenova PD	3,220	6	0
	Wayne PD	1,415	2	0
	Fort Gay PD	706	3	1
	DNR - 5 - Wayne		1	0
	FIRE MARSHAL - Wayne		0	0
	Totals:	38,606	46	2

<u>County</u>	<u>Department Name</u>	<u>Population</u>	<u># Male Officers</u>	<u># Female Officers</u>
Webster				
	Webster Co SO	8,389	5	0
	Webster Springs PD	777	2	0
	DNR - 3 - Webster		3	0
	FIRE MARSHAL - Webster		0	0
	Upperglade SP		6	0
	Totals:	9,166	16	0
Wetzel				
	Hundred SP		3	0
	Paden City SP		4	0
	Wetzel Co SO	9,135	8	1
	Hundred PD	299	0	0
	New Martinsville PD	5,373	10	0
	DNR - 1 - Wetzel		1	0
	FIRE MARSHAL - Wetzel		0	0
	Totals:	14,807	26	1
Wirt				
	Wirt Co SO	5,724	3	0
	DNR - 6 - Wirt		1	0
	FIRE MARSHAL - Wirt		0	0
	Elizabeth SP		3	0
	Totals:	5,724	7	0
Wood				
	Parkersburg SP		9	1
	Wood Co SO	41,860	36	2
	Parkersburg PD	31,532	61	2
	Vienna PD	10,763	17	0
	Williamstown PD	2,912	6	0
	DNR - 6 - Wood		2	0
	FIRE MARSHAL - Wood		0	0
	tf Parkersburg Vio Crime Narc		6	0
	Totals:	87,067	137	5
Wyoming				
	Wyoming Co SO	20,200	20	0
	Mullens PD	1,561	6	0
	Pineville PD	669	3	0
	Oceana PD	1,396	5	0
	DNR - 4 - Wyoming		1	0
	FIRE MARSHAL - Wyoming		0	0
	Jesse SP		5	0
	Totals:	23,826	40	0
	Grand Totals:	1,856,536	3,198	110

Crime Rate

2011

Barbour

Barbour Co SO

<u>Offense</u>	<u>Offense Count</u>	<u>Crime Rate (per 1,000 persons)</u>
Aggravated Assault	4	0.34
All Other Larceny	6	0.51
Burglary/Breaking & Entering	3	0.26
Counterfeiting/Forgery	1	0.09
Destruction/Damage/Vandalism of Property	8	0.68
Drug/Narcotic Violations	11	0.94
Intimidation	2	0.17
Sexual Assault With An Object	1	0.09
Shoplifting	3	0.26
Simple Assault	25	2.13
Stolen Property Offenses	3	0.26
Theft From Building	1	0.09

	<u>Index Offense Count</u>	<u>Crime Rate</u>	<u>Population</u>
Barbour Co SO	17	1.45	11,717

Belington PD

<u>Offense</u>	<u>Offense Count</u>	<u>Crime Rate (per 1,000 persons)</u>
Aggravated Assault	17	8.84
All Other Larceny	7	3.64
Burglary/Breaking & Entering	6	3.12
Credit Card/Automatic Teller Fraud	2	1.04
Destruction/Damage/Vandalism of Property	9	4.68
Drug/Narcotic Violations	5	2.60
False Pretenses/Swindle/Confidence Game	2	1.04
Intimidation	4	2.08
Robbery	1	0.52
Shoplifting	1	0.52
Simple Assault	4	2.08
Statutory Rape	1	0.52
Theft From Building	1	0.52
Theft From Motor Vehicle	3	1.56

	<u>Index Offense Count</u>	<u>Crime Rate</u>	<u>Population</u>
Belington PD	36	18.72	1,923

Philippi PD

<u>Offense</u>	<u>Offense Count</u>	<u>Crime Rate (per 1,000 persons)</u>
----------------	----------------------	---------------------------------------

Aggravated Assault	3	1.01
Burglary/Breaking & Entering	3	1.01
Counterfeiting/Forgery	1	0.34
Credit Card/Automatic Teller Fraud	1	0.34
Destruction/Damage/Vandalism of Property	5	1.68
Drug/Narcotic Violations	10	3.37
False Pretenses/Swindle/Confidence Game	1	0.34
Intimidation	2	0.67
Motor Vehicle Theft	1	0.34
Shoplifting	4	1.35
Simple Assault	17	5.72
Theft From Building	10	3.37
Theft From Motor Vehicle	4	1.35

	<u>Index Offense Count</u>	<u>Crime Rate</u>	<u>Population</u>
Philippi PD	25	8.42	2,970

Philippi SP

<u>Offense</u>	<u>Offense Count</u>	<u>Crime Rate (per 1,000 persons)</u>
Aggravated Assault	9	N/A
All Other Larceny	13	N/A
Arson	1	N/A
Burglary/Breaking & Entering	22	N/A
Counterfeiting/Forgery	1	N/A
Destruction/Damage/Vandalism of Property	29	N/A
Drug Equipment Violations	1	N/A
Drug/Narcotic Violations	13	N/A
False Pretenses/Swindle/Confidence Game	3	N/A
Forcible Fondling	1	N/A
Impersonation	2	N/A
Intimidation	4	N/A
Motor Vehicle Theft	7	N/A
Sexual Assault With An Object	3	N/A
Shoplifting	3	N/A
Simple Assault	35	N/A
Stolen Property Offenses	1	N/A
Theft From Building	14	N/A
Theft From Motor Vehicle	9	N/A

	<u>Index Offense Count</u>	<u>Crime Rate</u>	<u>Population</u>
Philippi SP	77		

Berkeley

Berkeley Co SO

<u>Offense</u>	<u>Offense Count</u>	<u>Crime Rate (per 1,000 persons)</u>
Aggravated Assault	48	0.55
All Other Larceny	260	2.99
Arson	14	0.16
Burglary/Breaking & Entering	234	2.69

Counterfeiting/Forgery	29	0.33
Credit Card/Automatic Teller Fraud	21	0.24
Destruction/Damage/Vandalism of Property	126	1.45
Drug/Narcotic Violations	75	0.86
Embezzlement	11	0.13
Extortion/Blackmail	1	0.01
False Pretenses/Swindle/Confidence Game	31	0.36
Forcible Fondling	28	0.32
Forcible Rape	12	0.14
Forcible Sodomy	3	0.03
Intimidation	30	0.34
Kidnaping/Abduction	7	0.08
Motor Vehicle Theft	62	0.71
Murder and Nonnegligent Manslaughter	1	0.01
Negligent Manslaughter	1	0.01
Pornography/Obscene Material	1	0.01
Robbery	12	0.14
Sexual Assault With An Object	1	0.01
Shoplifting	43	0.49
Simple Assault	376	4.32
Statutory Rape	2	0.02
Stolen Property Offenses	20	0.23
Theft From Building	9	0.10
Theft From Coin Operated Machine or Device	6	0.07
Theft From Motor Vehicle	157	1.80
Theft of Motor Vehicle Parts/Accessories	51	0.59
Weapon Law Violations	13	0.15

	<u>Index Offense Count</u>	<u>Crime Rate</u>	<u>Population</u>
Berkeley Co SO	895	10.28	87,053

DNR - 2 - Berkeley

<u>Offense</u>	<u>Offense Count</u>	<u>Crime Rate (per 1,000 persons)</u>
Weapon Law Violations	1	N/A

	<u>Index Offense Count</u>	<u>Crime Rate</u>	<u>Population</u>
DNR - 2 - Berkeley	0		

Martinsburg PD

<u>Offense</u>	<u>Offense Count</u>	<u>Crime Rate (per 1,000 persons)</u>
Aggravated Assault	46	2.67
All Other Larceny	337	19.54
Arson	8	0.46
Burglary/Breaking & Entering	124	7.19
Counterfeiting/Forgery	58	3.36
Credit Card/Automatic Teller Fraud	27	1.57
Destruction/Damage/Vandalism of Property	132	7.65
Drug/Narcotic Violations	299	17.33
Embezzlement	13	0.75
Extortion/Blackmail	1	0.06

False Pretenses/Swindle/Confidence Game	46	2.67
Forcible Fondling	1	0.06
Forcible Rape	3	0.17
Forcible Sodomy	4	0.23
Incest	1	0.06
Intimidation	32	1.86
Kidnaping/Abduction	2	0.12
Motor Vehicle Theft	41	2.38
Pornography/Obscene Material	2	0.12
Prostitution	5	0.29
Robbery	18	1.04
Sexual Assault With An Object	4	0.23
Shoplifting	355	20.58
Simple Assault	279	16.17
Stolen Property Offenses	39	2.26
Theft From Motor Vehicle	171	9.91
Theft of Motor Vehicle Parts/Accessories	15	0.87
Weapon Law Violations	32	1.86

	<u>Index Offense Count</u>	<u>Crime Rate</u>	<u>Population</u>
Martinsburg PD	1,110	64.35	17,249

Martinsburg SP

<u>Offense</u>	<u>Offense Count</u>	<u>Crime Rate (per 1,000 persons)</u>
Aggravated Assault	45	N/A
All Other Larceny	127	N/A
Arson	1	N/A
Burglary/Breaking & Entering	180	N/A
Counterfeiting/Forgery	34	N/A
Credit Card/Automatic Teller Fraud	32	N/A
Destruction/Damage/Vandalism of Property	167	N/A
Drug Equipment Violations	1	N/A
Drug/Narcotic Violations	403	N/A
Embezzlement	9	N/A
False Pretenses/Swindle/Confidence Game	49	N/A
Forcible Fondling	17	N/A
Forcible Rape	9	N/A
Forcible Sodomy	4	N/A
Impersonation	14	N/A
Incest	1	N/A
Intimidation	137	N/A
Kidnaping/Abduction	4	N/A
Motor Vehicle Theft	43	N/A
Pornography/Obscene Material	3	N/A
Prostitution	3	N/A
Robbery	15	N/A
Sexual Assault With An Object	3	N/A
Shoplifting	60	N/A
Simple Assault	178	N/A

Statutory Rape	2	N/A
Stolen Property Offenses	20	N/A
Theft From Building	41	N/A
Theft From Coin Operated Machine or Device	5	N/A
Theft From Motor Vehicle	99	N/A
Theft of Motor Vehicle Parts/Accessories	80	N/A
Weapon Law Violations	24	N/A

	<u>Index</u>	<u>Offense Count</u>	<u>Crime Rate</u>	<u>Population</u>
Martinsburg SP		704		

tf Eastern Panhandle Drug & Vio

<u>Offense</u>	<u>Offense Count</u>	<u>Crime Rate (per 1,000 persons)</u>
Arson	1	N/A
Betting/Wagering	15	N/A
Burglary/Breaking & Entering	1	N/A
Credit Card/Automatic Teller Fraud	2	N/A
Drug/Narcotic Violations	263	N/A
Stolen Property Offenses	1	N/A
Theft From Coin Operated Machine or Device	1	N/A
Weapon Law Violations	3	N/A

	<u>Index</u>	<u>Offense Count</u>	<u>Crime Rate</u>	<u>Population</u>
tf Eastern Panhandle Drug & Vio		2		

Boone

Boone Co SO

<u>Offense</u>	<u>Offense Count</u>	<u>Crime Rate (per 1,000 persons)</u>
Aggravated Assault	12	0.59
All Other Larceny	35	1.73
Burglary/Breaking & Entering	30	1.48
Credit Card/Automatic Teller Fraud	1	0.05
Destruction/Damage/Vandalism of Property	20	0.99
False Pretenses/Swindle/Confidence Game	1	0.05
Forcible Fondling	2	0.10
Forcible Rape	1	0.05
Impersonation	1	0.05
Intimidation	10	0.49
Motor Vehicle Theft	7	0.35
Robbery	1	0.05
Sexual Assault With An Object	2	0.10
Simple Assault	30	1.48
Theft From Motor Vehicle	1	0.05

	<u>Index</u>	<u>Offense Count</u>	<u>Crime Rate</u>	<u>Population</u>
Boone Co SO		87	4.30	20,214

DNR - 5 - Boone

<u>Offense</u>	<u>Offense Count</u>	<u>Crime Rate (per 1,000 persons)</u>
Destruction/Damage/Vandalism of Property	1	N/A

Weapon Law Violations	1	N/A
-----------------------	---	-----

	<u>Index Offense Count</u>	<u>Crime Rate</u>	<u>Population</u>
DNR - 5 - Boone	0		

Madison SP

<u>Offense</u>	<u>Offense Count</u>	<u>Crime Rate (per 1,000 persons)</u>
Aggravated Assault	27	N/A
All Other Larceny	71	N/A
Arson	3	N/A
Burglary/Breaking & Entering	52	N/A
Counterfeiting/Forgery	20	N/A
Credit Card/Automatic Teller Fraud	1	N/A
Destruction/Damage/Vandalism of Property	68	N/A
Drug/Narcotic Violations	167	N/A
Embezzlement	3	N/A
False Pretenses/Swindle/Confidence Game	7	N/A
Forcible Fondling	4	N/A
Forcible Rape	4	N/A
Impersonation	2	N/A
Intimidation	22	N/A
Kidnaping/Abduction	1	N/A
Motor Vehicle Theft	25	N/A
Pornography/Obscene Material	2	N/A
Purse-snatching	1	N/A
Sexual Assault With An Object	2	N/A
Shoplifting	26	N/A
Simple Assault	80	N/A
Stolen Property Offenses	10	N/A
Theft From Building	47	N/A
Theft From Motor Vehicle	12	N/A
Theft of Motor Vehicle Parts/Accessories	43	N/A
Weapon Law Violations	9	N/A

	<u>Index Offense Count</u>	<u>Crime Rate</u>	<u>Population</u>
Madison SP	308		

Whitesville SP

<u>Offense</u>	<u>Offense Count</u>	<u>Crime Rate (per 1,000 persons)</u>
Aggravated Assault	14	N/A
All Other Larceny	29	N/A
Arson	1	N/A
Burglary/Breaking & Entering	16	N/A
Counterfeiting/Forgery	8	N/A
Destruction/Damage/Vandalism of Property	18	N/A
Drug Equipment Violations	4	N/A
Drug/Narcotic Violations	39	N/A
Embezzlement	2	N/A
False Pretenses/Swindle/Confidence Game	4	N/A
Forcible Fondling	1	N/A

Impersonation	1	N/A
Intimidation	9	N/A
Motor Vehicle Theft	1	N/A
Robbery	2	N/A
Simple Assault	22	N/A
Stolen Property Offenses	4	N/A
Theft From Building	2	N/A
Theft From Motor Vehicle	2	N/A
Theft of Motor Vehicle Parts/Accessories	2	N/A
Weapon Law Violations	2	N/A

	<u>Index Offense Count</u>	<u>Crime Rate</u>	<u>Population</u>
Whitesville SP	68		

Braxton

Braxton Co SO

<u>Offense</u>	<u>Offense Count</u>	<u>Crime Rate (per 1,000 persons)</u>
Aggravated Assault	14	1.15
All Other Larceny	12	0.99
Arson	1	0.08
Burglary/Breaking & Entering	4	0.33
Counterfeiting/Forgery	4	0.33
Destruction/Damage/Vandalism of Property	18	1.48
Drug Equipment Violations	1	0.08
Drug/Narcotic Violations	17	1.40
False Pretenses/Swindle/Confidence Game	1	0.08
Intimidation	6	0.49
Motor Vehicle Theft	3	0.25
Shoplifting	5	0.41
Simple Assault	15	1.24
Stolen Property Offenses	2	0.16
Theft From Building	1	0.08
Theft From Motor Vehicle	1	0.08
Theft of Motor Vehicle Parts/Accessories	2	0.16

	<u>Index Offense Count</u>	<u>Crime Rate</u>	<u>Population</u>
Braxton Co SO	42	3.46	12,127

Sutton SP

<u>Offense</u>	<u>Offense Count</u>	<u>Crime Rate (per 1,000 persons)</u>
Aggravated Assault	10	N/A
All Other Larceny	33	N/A
Arson	2	N/A
Burglary/Breaking & Entering	20	N/A
Counterfeiting/Forgery	3	N/A
Destruction/Damage/Vandalism of Property	51	N/A
Drug Equipment Violations	4	N/A
Drug/Narcotic Violations	68	N/A
False Pretenses/Swindle/Confidence Game	7	N/A

Forcible Fondling	7	N/A
Forcible Rape	1	N/A
Impersonation	1	N/A
Intimidation	8	N/A
Kidnaping/Abduction	1	N/A
Motor Vehicle Theft	6	N/A
Pornography/Obscene Material	1	N/A
Shoplifting	9	N/A
Simple Assault	40	N/A
Stolen Property Offenses	3	N/A
Theft From Building	20	N/A
Theft From Coin Operated Machine or Device	3	N/A
Theft From Motor Vehicle	12	N/A
Theft of Motor Vehicle Parts/Accessories	10	N/A
Weapon Law Violations	7	N/A

	<u>Index Offense Count</u>	<u>Crime Rate</u>	<u>Population</u>
Sutton SP	124		

Brooke

Brooke Co SO

<u>Offense</u>	<u>Offense Count</u>	<u>Crime Rate (per 1,000 persons)</u>
Aggravated Assault	2	0.15
All Other Larceny	49	3.70
Arson	1	0.08
Burglary/Breaking & Entering	65	4.91
Counterfeiting/Forgery	8	0.60
Credit Card/Automatic Teller Fraud	3	0.23
Destruction/Damage/Vandalism of Property	38	2.87
Drug/Narcotic Violations	20	1.51
False Pretenses/Swindle/Confidence Game	11	0.83
Forcible Fondling	4	0.30
Impersonation	3	0.23
Intimidation	10	0.76
Motor Vehicle Theft	12	0.91
Robbery	2	0.15
Simple Assault	72	5.44
Statutory Rape	2	0.15
Stolen Property Offenses	2	0.15
Theft From Building	5	0.38
Theft From Coin Operated Machine or Device	1	0.08
Theft From Motor Vehicle	13	0.98
Theft of Motor Vehicle Parts/Accessories	2	0.15

	<u>Index Offense Count</u>	<u>Crime Rate</u>	<u>Population</u>
Brooke Co SO	151	11.40	13,240

DNR - 1 - Brooke

<u>Offense</u>	<u>Offense Count</u>	<u>Crime Rate (per 1,000 persons)</u>
----------------	----------------------	---------------------------------------

Weapon Law Violations 2 N/A

DNR - 1 - Brooke Index Offense Count 0 Crime Rate Population

Follansbee PD

<u>Offense</u>	<u>Offense Count</u>	<u>Crime Rate (per 1,000 persons)</u>
Aggravated Assault	2	0.67
All Other Larceny	3	1.00
Arson	1	0.33
Burglary/Breaking & Entering	14	4.68
Destruction/Damage/Vandalism of Property	6	2.01
Drug/Narcotic Violations	21	7.02
Forcible Fondling	1	0.33
Forcible Rape	1	0.33
Intimidation	1	0.33
Motor Vehicle Theft	6	2.01
Pocket-picking	1	0.33
Shoplifting	5	1.67
Simple Assault	16	5.35
Theft From Building	3	1.00
Theft From Motor Vehicle	4	1.34
Weapon Law Violations	1	0.33

Follansbee PD Index Offense Count 39 Crime Rate 13.04 Population 2,990

Wellsburg PD

<u>Offense</u>	<u>Offense Count</u>	<u>Crime Rate (per 1,000 persons)</u>
Aggravated Assault	1	0.36
All Other Larceny	20	7.12
Burglary/Breaking & Entering	14	4.98
Counterfeiting/Forgery	1	0.36
Destruction/Damage/Vandalism of Property	15	5.34
Drug/Narcotic Violations	9	3.20
False Pretenses/Swindle/Confidence Game	7	2.49
Forcible Fondling	1	0.36
Intimidation	7	2.49
Murder and Nonnegligent Manslaughter	1	0.36
Shoplifting	3	1.07
Simple Assault	27	9.61
Stolen Property Offenses	1	0.36
Theft From Motor Vehicle	2	0.71
Weapon Law Violations	1	0.36

Wellsburg PD Index Offense Count 41 Crime Rate 14.60 Population 2,809

Wellsburg SP

<u>Offense</u>	<u>Offense Count</u>	<u>Crime Rate (per 1,000 persons)</u>
Aggravated Assault	3	N/A

All Other Larceny	10	N/A
Burglary/Breaking & Entering	4	N/A
Destruction/Damage/Vandalism of Property	1	N/A
Drug/Narcotic Violations	17	N/A
Embezzlement	1	N/A
Extortion/Blackmail	1	N/A
False Pretenses/Swindle/Confidence Game	4	N/A
Forcible Fondling	2	N/A
Forcible Rape	3	N/A
Impersonation	1	N/A
Intimidation	7	N/A
Simple Assault	5	N/A
Stolen Property Offenses	2	N/A
Theft of Motor Vehicle Parts/Accessories	2	N/A

	<u>Index Offense Count</u>	<u>Crime Rate</u>	<u>Population</u>
Wellsburg SP	22		

Cabell

Barboursville PD

Offense	Offense Count	Crime Rate (per 1,000 persons)	
Aggravated Assault	3	0.76	
All Other Larceny	32	8.06	
Arson	1	0.25	
Burglary/Breaking & Entering	27	6.80	
Counterfeiting/Forgery	5	1.26	
Credit Card/Automatic Teller Fraud	6	1.51	
Destruction/Damage/Vandalism of Property	47	11.84	
Drug Equipment Violations	2	0.50	
Drug/Narcotic Violations	29	7.31	
Embezzlement	18	4.54	
False Pretenses/Swindle/Confidence Game	19	4.79	
Forcible Fondling	1	0.25	
Intimidation	1	0.25	
Motor Vehicle Theft	2	0.50	
Shoplifting	287	72.31	
Simple Assault	62	15.62	
Stolen Property Offenses	8	2.02	
Theft From Building	18	4.54	
Theft From Motor Vehicle	21	5.29	
Theft of Motor Vehicle Parts/Accessories	9	2.27	
Weapon Law Violations	2	0.50	
	<u>Index Offense Count</u>	<u>Crime Rate</u>	<u>Population</u>
Barboursville PD	399	100.53	3,969

Cabell CO SO

Offense	Offense Count	Crime Rate (per 1,000 persons)
Aggravated Assault	17	0.38

All Other Larceny	258	5.76
Arson	3	0.07
Burglary/Breaking & Entering	276	6.16
Counterfeiting/Forgery	27	0.60
Credit Card/Automatic Teller Fraud	24	0.54
Destruction/Damage/Vandalism of Property	365	8.15
Drug/Narcotic Violations	104	2.32
Embezzlement	14	0.31
Extortion/Blackmail	1	0.02
False Pretenses/Swindle/Confidence Game	24	0.54
Forcible Fondling	13	0.29
Forcible Rape	5	0.11
Forcible Sodomy	2	0.04
Impersonation	12	0.27
Intimidation	4	0.09
Kidnaping/Abduction	2	0.04
Motor Vehicle Theft	65	1.45
Purse-snatching	6	0.13
Robbery	15	0.34
Shoplifting	90	2.01
Simple Assault	295	6.59
Statutory Rape	1	0.02
Stolen Property Offenses	19	0.42
Theft From Coin Operated Machine or Device	7	0.16
Theft From Motor Vehicle	135	3.02
Theft of Motor Vehicle Parts/Accessories	36	0.80
Weapon Law Violations	11	0.25
Wire Fraud	2	0.04

	<u>Index Offense Count</u>	<u>Crime Rate</u>	<u>Population</u>
Cabell CO SO	910	20.32	44,775

DNR - 5 - Cabell

<u>Offense</u>	<u>Offense Count</u>	<u>Crime Rate (per 1,000 persons)</u>
Drug/Narcotic Violations	2	N/A

	<u>Index Offense Count</u>	<u>Crime Rate</u>	<u>Population</u>
DNR - 5 - Cabell	0		

Huntington PD

<u>Offense</u>	<u>Offense Count</u>	<u>Crime Rate (per 1,000 persons)</u>
Aggravated Assault	89	1.81
All Other Larceny	1,269	25.79
Arson	26	0.53
Burglary/Breaking & Entering	850	17.28
Counterfeiting/Forgery	101	2.05
Credit Card/Automatic Teller Fraud	24	0.49
Destruction/Damage/Vandalism of Property	726	14.76
Drug Equipment Violations	1	0.02
Drug/Narcotic Violations	231	4.70

Embezzlement	16	0.33
False Pretenses/Swindle/Confidence Game	144	2.93
Forcible Fondling	10	0.20
Forcible Rape	30	0.61
Impersonation	6	0.12
Incest	1	0.02
Kidnaping/Abduction	8	0.16
Motor Vehicle Theft	177	3.60
Murder and Nonnegligent Manslaughter	2	0.04
Prostitution	34	0.69
Purse-snatching	9	0.18
Robbery	181	3.68
Sexual Assault With An Object	21	0.43
Shoplifting	41	0.83
Simple Assault	856	17.40
Stolen Property Offenses	2	0.04
Theft From Building	23	0.47
Theft From Coin Operated Machine or Device	1	0.02
Theft From Motor Vehicle	518	10.53
Theft of Motor Vehicle Parts/Accessories	2	0.04
Weapon Law Violations	13	0.26

	<u>Index Offense Count</u>	<u>Crime Rate</u>	<u>Population</u>
Huntington PD	3,192	64.88	49,201

Huntington SP

<u>Offense</u>	<u>Offense Count</u>	<u>Crime Rate (per 1,000 persons)</u>
Aggravated Assault	8	N/A
All Other Larceny	146	N/A
Arson	4	N/A
Burglary/Breaking & Entering	68	N/A
Counterfeiting/Forgery	26	N/A
Credit Card/Automatic Teller Fraud	27	N/A
Destruction/Damage/Vandalism of Property	110	N/A
Drug/Narcotic Violations	137	N/A
Embezzlement	7	N/A
False Pretenses/Swindle/Confidence Game	25	N/A
Forcible Fondling	8	N/A
Forcible Rape	8	N/A
Forcible Sodomy	1	N/A
Impersonation	14	N/A
Intimidation	25	N/A
Kidnaping/Abduction	2	N/A
Motor Vehicle Theft	23	N/A
Negligent Manslaughter	1	N/A
Purse-snatching	7	N/A
Robbery	5	N/A
Shoplifting	139	N/A
Simple Assault	129	N/A

Stolen Property Offenses	4	N/A
Theft From Building	2	N/A
Theft From Motor Vehicle	40	N/A
Theft of Motor Vehicle Parts/Accessories	78	N/A
Weapon Law Violations	3	N/A

	<u>Index Offense Count</u>	<u>Crime Rate</u>	<u>Population</u>
Huntington SP	524		

Marshall Univ Police

<u>Offense</u>	<u>Offense Count</u>	<u>Crime Rate (per 1,000 persons)</u>
All Other Larceny	19	N/A
Burglary/Breaking & Entering	2	N/A
Counterfeiting/Forgery	1	N/A
Credit Card/Automatic Teller Fraud	2	N/A
Destruction/Damage/Vandalism of Property	67	N/A
Drug/Narcotic Violations	35	N/A
False Pretenses/Swindle/Confidence Game	4	N/A
Forcible Rape	2	N/A
Forcible Sodomy	1	N/A
Impersonation	2	N/A
Intimidation	17	N/A
Motor Vehicle Theft	1	N/A
Robbery	2	N/A
Shoplifting	7	N/A
Simple Assault	21	N/A
Stolen Property Offenses	10	N/A
Theft From Building	73	N/A
Theft From Motor Vehicle	25	N/A
Theft of Motor Vehicle Parts/Accessories	5	N/A
Weapon Law Violations	2	N/A

	<u>Index Offense Count</u>	<u>Crime Rate</u>	<u>Population</u>
Marshall Univ Police	136		

Milton PD

<u>Offense</u>	<u>Offense Count</u>	<u>Crime Rate (per 1,000 persons)</u>
Aggravated Assault	4	1.65
All Other Larceny	18	7.42
Burglary/Breaking & Entering	35	14.43
Counterfeiting/Forgery	1	0.41
Destruction/Damage/Vandalism of Property	12	4.95
Drug Equipment Violations	1	0.41
Drug/Narcotic Violations	10	4.12
Embezzlement	1	0.41
Intimidation	2	0.82
Kidnaping/Abduction	1	0.41
Motor Vehicle Theft	3	1.24
Pocket-picking	2	0.82
Purse-snatching	2	0.82

Robbery	1	0.41
Shoplifting	11	4.53
Simple Assault	17	7.01
Stolen Property Offenses	1	0.41
Theft From Building	7	2.89
Theft From Motor Vehicle	13	5.36

	<u>Index Offense Count</u>	<u>Crime Rate</u>	<u>Population</u>
Milton PD	96	39.57	2,426

tf Huntington Drug & Vio Crime

<u>Offense</u>	<u>Offense Count</u>	<u>Crime Rate (per 1,000 persons)</u>
Drug/Narcotic Violations	32	N/A
Weapon Law Violations	2	N/A

	<u>Index Offense Count</u>	<u>Crime Rate</u>	<u>Population</u>
tf Huntington Drug & Vio Crime	0		

Calhoun

Grantsville SP

<u>Offense</u>	<u>Offense Count</u>	<u>Crime Rate (per 1,000 persons)</u>
Aggravated Assault	5	N/A
All Other Larceny	11	N/A
Arson	4	N/A
Burglary/Breaking & Entering	11	N/A
Counterfeiting/Forgery	1	N/A
Credit Card/Automatic Teller Fraud	1	N/A
Destruction/Damage/Vandalism of Property	32	N/A
Drug Equipment Violations	1	N/A
Drug/Narcotic Violations	34	N/A
False Pretenses/Swindle/Confidence Game	4	N/A
Forcible Fondling	1	N/A
Forcible Rape	1	N/A
Impersonation	1	N/A
Intimidation	9	N/A
Motor Vehicle Theft	7	N/A
Robbery	1	N/A
Sexual Assault With An Object	1	N/A
Simple Assault	28	N/A
Stolen Property Offenses	1	N/A
Theft From Motor Vehicle	4	N/A
Theft of Motor Vehicle Parts/Accessories	3	N/A
Weapon Law Violations	2	N/A

	<u>Index Offense Count</u>	<u>Crime Rate</u>	<u>Population</u>
Grantsville SP	43		

Clay

Clay SP

<u>Offense</u>	<u>Offense Count</u>	<u>Crime Rate (per 1,000 persons)</u>
Aggravated Assault	8	N/A
All Other Larceny	22	N/A
Arson	4	N/A
Burglary/Breaking & Entering	22	N/A
Counterfeiting/Forgery	4	N/A
Credit Card/Automatic Teller Fraud	1	N/A
Destruction/Damage/Vandalism of Property	20	N/A
Drug/Narcotic Violations	38	N/A
False Pretenses/Swindle/Confidence Game	1	N/A
Forcible Fondling	1	N/A
Forcible Rape	3	N/A
Impersonation	2	N/A
Intimidation	3	N/A
Motor Vehicle Theft	9	N/A
Robbery	1	N/A
Sexual Assault With An Object	3	N/A
Simple Assault	33	N/A
Theft From Motor Vehicle	2	N/A
Theft of Motor Vehicle Parts/Accessories	4	N/A
Weapon Law Violations	3	N/A

	<u>Index Offense Count</u>	<u>Crime Rate</u>	<u>Population</u>
Clay SP	71		

DNR - 3 - Clay

<u>Offense</u>	<u>Offense Count</u>	<u>Crime Rate (per 1,000 persons)</u>
Weapon Law Violations	1	N/A

	<u>Index Offense Count</u>	<u>Crime Rate</u>	<u>Population</u>
DNR - 3 - Clay	0		

Doddridge

Doddridge Co SO

<u>Offense</u>	<u>Offense Count</u>	<u>Crime Rate (per 1,000 persons)</u>
Aggravated Assault	3	0.41
Burglary/Breaking & Entering	5	0.68
Destruction/Damage/Vandalism of Property	4	0.54
Drug/Narcotic Violations	6	0.81
Forcible Fondling	1	0.14
Kidnaping/Abduction	1	0.14
Shoplifting	1	0.14
Simple Assault	22	2.98
Theft From Building	3	0.41
Theft From Motor Vehicle	2	0.27
Weapon Law Violations	2	0.27

	<u>Index Offense Count</u>	<u>Crime Rate</u>	<u>Population</u>
Doddridge Co SO	14	1.90	7,386

West Union PD

<u>Offense</u>	<u>Offense Count</u>	<u>Crime Rate (per 1,000 persons)</u>
All Other Larceny	6	7.26
Burglary/Breaking & Entering	1	1.21
Destruction/Damage/Vandalism of Property	5	6.05
Forcible Sodomy	1	1.21
Sexual Assault With An Object	1	1.21

	<u>Index Offense Count</u>	<u>Crime Rate</u>	<u>Population</u>
West Union PD	7	8.47	826

West Union SP

<u>Offense</u>	<u>Offense Count</u>	<u>Crime Rate (per 1,000 persons)</u>
Aggravated Assault	3	N/A
All Other Larceny	9	N/A
Arson	1	N/A
Burglary/Breaking & Entering	17	N/A
Destruction/Damage/Vandalism of Property	13	N/A
Drug/Narcotic Violations	8	N/A
False Pretenses/Swindle/Confidence Game	6	N/A
Forcible Fondling	1	N/A
Forcible Sodomy	2	N/A
Intimidation	4	N/A
Motor Vehicle Theft	2	N/A
Pocket-picking	1	N/A
Simple Assault	16	N/A
Statutory Rape	2	N/A
Theft From Building	6	N/A
Theft From Motor Vehicle	2	N/A
Theft of Motor Vehicle Parts/Accessories	6	N/A
Weapon Law Violations	1	N/A

	<u>Index Offense Count</u>	<u>Crime Rate</u>	<u>Population</u>
West Union SP	46		

Fayette

Ansted PD

<u>Offense</u>	<u>Offense Count</u>	<u>Crime Rate (per 1,000 persons)</u>
Aggravated Assault	1	0.71
Burglary/Breaking & Entering	7	4.98
Destruction/Damage/Vandalism of Property	4	2.84
Motor Vehicle Theft	1	0.71
Simple Assault	5	3.56
Stolen Property Offenses	2	1.42
Theft From Building	6	4.27
Theft From Motor Vehicle	1	0.71

Theft of Motor Vehicle Parts/Accessories	2	1.42
--	---	------

	<u>Index Offense Count</u>	<u>Crime Rate</u>	<u>Population</u>
Ansted PD	18	12.80	1,406

Fayette Co SO

<u>Offense</u>	<u>Offense Count</u>	<u>Crime Rate (per 1,000 persons)</u>	
Aggravated Assault	44	1.45	
All Other Larceny	131	4.33	
Arson	6	0.20	
Burglary/Breaking & Entering	168	5.56	
Counterfeiting/Forgery	17	0.56	
Credit Card/Automatic Teller Fraud	4	0.13	
Destruction/Damage/Vandalism of Property	156	5.16	
Drug/Narcotic Violations	24	0.79	
Embezzlement	2	0.07	
Extortion/Blackmail	2	0.07	
False Pretenses/Swindle/Confidence Game	32	1.06	
Forcible Fondling	15	0.50	
Forcible Rape	7	0.23	
Forcible Sodomy	1	0.03	
Intimidation	30	0.99	
Kidnaping/Abduction	1	0.03	
Motor Vehicle Theft	29	0.96	
Murder and Nonnegligent Manslaughter	2	0.07	
Pornography/Obscene Material	3	0.10	
Purse-snatching	1	0.03	
Robbery	6	0.20	
Sexual Assault With An Object	4	0.13	
Shoplifting	4	0.13	
Simple Assault	160	5.29	
Stolen Property Offenses	3	0.10	
Theft From Building	1	0.03	
Theft From Coin Operated Machine or Device	1	0.03	
Theft From Motor Vehicle	36	1.19	
Theft of Motor Vehicle Parts/Accessories	14	0.46	
Weapon Law Violations	7	0.23	
	<u>Index Offense Count</u>	<u>Crime Rate</u>	<u>Population</u>
Fayette Co SO	444	14.68	30,243

Gauley Bridge SP

<u>Offense</u>	<u>Offense Count</u>	<u>Crime Rate (per 1,000 persons)</u>
Aggravated Assault	4	N/A
All Other Larceny	14	N/A
Arson	1	N/A
Burglary/Breaking & Entering	9	N/A
Counterfeiting/Forgery	4	N/A
Credit Card/Automatic Teller Fraud	1	N/A
Destruction/Damage/Vandalism of Property	13	N/A

Drug/Narcotic Violations	4	N/A
False Pretenses/Swindle/Confidence Game	5	N/A
Forcible Fondling	1	N/A
Forcible Rape	2	N/A
Impersonation	1	N/A
Intimidation	4	N/A
Motor Vehicle Theft	2	N/A
Sexual Assault With An Object	1	N/A
Simple Assault	7	N/A
Stolen Property Offenses	2	N/A
Theft From Building	1	N/A
Theft From Motor Vehicle	2	N/A
Theft of Motor Vehicle Parts/Accessories	4	N/A

	<u>Index Offense Count</u>	<u>Crime Rate</u>	<u>Population</u>
Gauley Bridge SP	38		

Montgomery PD

<u>Offense</u>	<u>Offense Count</u>	<u>Crime Rate (per 1,000 persons)</u>
Aggravated Assault	1	0.61
All Other Larceny	8	4.88
Burglary/Breaking & Entering	10	6.10
Destruction/Damage/Vandalism of Property	27	16.46
Drug Equipment Violations	1	0.61
Intimidation	1	0.61
Robbery	1	0.61
Shoplifting	4	2.44
Simple Assault	6	3.66
Theft From Building	6	3.66
Theft From Motor Vehicle	16	9.76
Theft of Motor Vehicle Parts/Accessories	1	0.61

	<u>Index Offense Count</u>	<u>Crime Rate</u>	<u>Population</u>
Montgomery PD	47	28.66	1,640

Mount Hope PD

<u>Offense</u>	<u>Offense Count</u>	<u>Crime Rate (per 1,000 persons)</u>
Aggravated Assault	1	0.71
All Other Larceny	10	7.06
Burglary/Breaking & Entering	26	18.36
Counterfeiting/Forgery	1	0.71
Destruction/Damage/Vandalism of Property	19	13.42
Drug/Narcotic Violations	1	0.71
False Pretenses/Swindle/Confidence Game	2	1.41
Forcible Rape	1	0.71
Intimidation	7	4.94
Kidnaping/Abduction	2	1.41
Motor Vehicle Theft	3	2.12
Shoplifting	1	0.71
Simple Assault	11	7.77

Stolen Property Offenses	1	0.71
Theft From Motor Vehicle	1	0.71

	<u>Index Offense Count</u>	<u>Crime Rate</u>	<u>Population</u>
Mount Hope PD	43	30.37	1,416

Oak Hill PD

<u>Offense</u>	<u>Offense Count</u>	<u>Crime Rate (per 1,000 persons)</u>
Aggravated Assault	1	0.13
All Other Larceny	8	1.03
Burglary/Breaking & Entering	3	0.39
Destruction/Damage/Vandalism of Property	2	0.26
Drug/Narcotic Violations	2	0.26
Motor Vehicle Theft	1	0.13
Shoplifting	7	0.90
Simple Assault	3	0.39
Theft From Motor Vehicle	1	0.13
Theft of Motor Vehicle Parts/Accessories	2	0.26
Weapon Law Violations	1	0.13

	<u>Index Offense Count</u>	<u>Crime Rate</u>	<u>Population</u>
Oak Hill PD	23	2.97	7,740

Oak Hill SP

<u>Offense</u>	<u>Offense Count</u>	<u>Crime Rate (per 1,000 persons)</u>
Aggravated Assault	9	N/A
All Other Larceny	40	N/A
Arson	2	N/A
Burglary/Breaking & Entering	26	N/A
Counterfeiting/Forgery	18	N/A
Destruction/Damage/Vandalism of Property	31	N/A
Drug/Narcotic Violations	86	N/A
Embezzlement	2	N/A
False Pretenses/Swindle/Confidence Game	5	N/A
Forcible Fondling	3	N/A
Forcible Rape	2	N/A
Forcible Sodomy	1	N/A
Impersonation	1	N/A
Incest	1	N/A
Intimidation	25	N/A
Motor Vehicle Theft	7	N/A
Pornography/Obscene Material	1	N/A
Robbery	1	N/A
Simple Assault	22	N/A
Statutory Rape	2	N/A
Stolen Property Offenses	1	N/A
Theft From Building	7	N/A
Theft From Motor Vehicle	41	N/A
Theft of Motor Vehicle Parts/Accessories	3	N/A
Weapon Law Violations	3	N/A

Oak Hill SP	<u>Index Offense Count</u>	<u>Crime Rate</u>	<u>Population</u>
	136		

Turnpike - Fayette

<u>Offense</u>	<u>Offense Count</u>	<u>Crime Rate (per 1,000 persons)</u>
Counterfeiting/Forgery	1	N/A
Drug/Narcotic Violations	1	N/A

Turnpike - Fayette	<u>Index Offense Count</u>	<u>Crime Rate</u>	<u>Population</u>
	0		

WVU Tech-Security

<u>Offense</u>	<u>Offense Count</u>	<u>Crime Rate (per 1,000 persons)</u>
All Other Larceny	13	N/A
Destruction/Damage/Vandalism of Property	4	N/A
Drug/Narcotic Violations	1	N/A
Intimidation	2	N/A
Motor Vehicle Theft	1	N/A
Robbery	1	N/A
Shoplifting	1	N/A
Simple Assault	4	N/A
Theft From Building	1	N/A
Theft From Motor Vehicle	1	N/A

WVU Tech-Security	<u>Index Offense Count</u>	<u>Crime Rate</u>	<u>Population</u>
	18		

Gilmer

Gilmer Co SO

<u>Offense</u>	<u>Offense Count</u>	<u>Crime Rate (per 1,000 persons)</u>
Aggravated Assault	1	0.14
All Other Larceny	2	0.28
Credit Card/Automatic Teller Fraud	1	0.14
Destruction/Damage/Vandalism of Property	1	0.14
Intimidation	3	0.42
Motor Vehicle Theft	1	0.14
Simple Assault	2	0.28
Theft From Building	1	0.14

Gilmer Co SO	<u>Index Offense Count</u>	<u>Crime Rate</u>	<u>Population</u>
	5	0.70	7,165

Glennville PD

<u>Offense</u>	<u>Offense Count</u>	<u>Crime Rate (per 1,000 persons)</u>
All Other Larceny	6	3.90
Burglary/Breaking & Entering	6	3.90
Counterfeiting/Forgery	3	1.95
Destruction/Damage/Vandalism of Property	2	1.30
Drug/Narcotic Violations	1	0.65
Embezzlement	1	0.65

Forcible Fondling	1	0.65
Intimidation	1	0.65
Motor Vehicle Theft	1	0.65
Simple Assault	4	2.60
Theft From Building	1	0.65
Theft From Motor Vehicle	6	3.90
Theft of Motor Vehicle Parts/Accessories	1	0.65
Weapon Law Violations	1	0.65

	<u>Index Offense Count</u>	<u>Crime Rate</u>	<u>Population</u>
Glenville PD	21	13.65	1,539

Glenville SP

<u>Offense</u>	<u>Offense Count</u>	<u>Crime Rate (per 1,000 persons)</u>
Aggravated Assault	9	N/A
All Other Larceny	19	N/A
Burglary/Breaking & Entering	11	N/A
Counterfeiting/Forgery	4	N/A
Destruction/Damage/Vandalism of Property	16	N/A
Drug/Narcotic Violations	8	N/A
Embezzlement	2	N/A
False Pretenses/Swindle/Confidence Game	6	N/A
Forcible Fondling	2	N/A
Forcible Rape	2	N/A
Forcible Sodomy	2	N/A
Impersonation	1	N/A
Intimidation	11	N/A
Kidnaping/Abduction	1	N/A
Motor Vehicle Theft	1	N/A
Shoplifting	1	N/A
Simple Assault	11	N/A
Statutory Rape	1	N/A
Stolen Property Offenses	1	N/A
Theft From Coin Operated Machine or Device	1	N/A
Theft From Motor Vehicle	4	N/A
Theft of Motor Vehicle Parts/Accessories	3	N/A
Weapon Law Violations	4	N/A

	<u>Index Offense Count</u>	<u>Crime Rate</u>	<u>Population</u>
Glenville SP	51		

Glenville State College

<u>Offense</u>	<u>Offense Count</u>	<u>Crime Rate (per 1,000 persons)</u>
All Other Larceny	3	N/A
Burglary/Breaking & Entering	6	N/A
Destruction/Damage/Vandalism of Property	1	N/A
False Pretenses/Swindle/Confidence Game	3	N/A
Intimidation	1	N/A
Theft From Motor Vehicle	2	N/A

Grant

DNR - 2 - Grant

<u>Offense</u>	<u>Offense Count</u>	<u>Crime Rate (per 1,000 persons)</u>
Drug/Narcotic Violations	2	N/A

	<u>Index Offense Count</u>	<u>Crime Rate</u>	<u>Population</u>
DNR - 2 - Grant	0		

Grant Co SO

<u>Offense</u>	<u>Offense Count</u>	<u>Crime Rate (per 1,000 persons)</u>
Aggravated Assault	10	1.09
All Other Larceny	6	0.65
Burglary/Breaking & Entering	8	0.87
Counterfeiting/Forgery	1	0.11
Destruction/Damage/Vandalism of Property	20	2.18
Drug/Narcotic Violations	19	2.07
False Pretenses/Swindle/Confidence Game	3	0.33
Impersonation	5	0.54
Intimidation	5	0.54
Motor Vehicle Theft	2	0.22
Sexual Assault With An Object	2	0.22
Shoplifting	4	0.44
Simple Assault	15	1.63
Theft From Building	10	1.09
Theft From Motor Vehicle	6	0.65
Weapon Law Violations	4	0.44

	<u>Index Offense Count</u>	<u>Crime Rate</u>	<u>Population</u>
Grant Co SO	46	5.00	9,192

Petersburg SP

<u>Offense</u>	<u>Offense Count</u>	<u>Crime Rate (per 1,000 persons)</u>
Aggravated Assault	6	N/A
All Other Larceny	16	N/A
Arson	2	N/A
Burglary/Breaking & Entering	25	N/A
Counterfeiting/Forgery	2	N/A
Destruction/Damage/Vandalism of Property	40	N/A
Drug Equipment Violations	3	N/A
Drug/Narcotic Violations	28	N/A
False Pretenses/Swindle/Confidence Game	7	N/A
Forcible Rape	5	N/A
Impersonation	2	N/A
Intimidation	13	N/A
Motor Vehicle Theft	3	N/A
Sexual Assault With An Object	2	N/A

Shoplifting	1	N/A
Simple Assault	44	N/A
Stolen Property Offenses	1	N/A
Theft From Building	1	N/A
Theft of Motor Vehicle Parts/Accessories	6	N/A
Weapon Law Violations	5	N/A
Wire Fraud	1	N/A

	<u>Index Offense Count</u>	<u>Crime Rate</u>	<u>Population</u>
Petersburg SP	63		

tf Potomac Highland Drug & Vio

<u>Offense</u>	<u>Offense Count</u>	<u>Crime Rate (per 1,000 persons)</u>
Drug/Narcotic Violations	138	N/A

	<u>Index Offense Count</u>	<u>Crime Rate</u>	<u>Population</u>
tf Potomac Highland Drug & Vio	0		

Greenbrier

DNR - 4 - Greenbrier

<u>Offense</u>	<u>Offense Count</u>	<u>Crime Rate (per 1,000 persons)</u>
Drug/Narcotic Violations	2	N/A

	<u>Index Offense Count</u>	<u>Crime Rate</u>	<u>Population</u>
DNR - 4 - Greenbrier	0		

Greenbrier Co SO

<u>Offense</u>	<u>Offense Count</u>	<u>Crime Rate (per 1,000 persons)</u>
Aggravated Assault	4	0.16
All Other Larceny	21	0.84
Burglary/Breaking & Entering	26	1.04
Destruction/Damage/Vandalism of Property	16	0.64
Drug/Narcotic Violations	7	0.28
Intimidation	3	0.12
Motor Vehicle Theft	4	0.16
Shoplifting	6	0.24
Simple Assault	35	1.40

	<u>Index Offense Count</u>	<u>Crime Rate</u>	<u>Population</u>
Greenbrier Co SO	61	2.44	24,984

Lewisburg PD

<u>Offense</u>	<u>Offense Count</u>	<u>Crime Rate (per 1,000 persons)</u>
Aggravated Assault	2	0.52
All Other Larceny	10	2.61
Burglary/Breaking & Entering	5	1.30
Counterfeiting/Forgery	2	0.52
Destruction/Damage/Vandalism of Property	5	1.30
Drug/Narcotic Violations	1	0.26
Embezzlement	2	0.52
False Pretenses/Swindle/Confidence Game	2	0.52

Forcible Sodomy	1	0.26
Incest	1	0.26
Intimidation	3	0.78
Motor Vehicle Theft	1	0.26
Shoplifting	26	6.78
Simple Assault	10	2.61
Stolen Property Offenses	1	0.26
Theft From Building	2	0.52
Theft From Motor Vehicle	1	0.26

	<u>Index Offense Count</u>	<u>Crime Rate</u>	<u>Population</u>
Lewisburg PD	47	12.26	3,835

Lewisburg SP

<u>Offense</u>	<u>Offense Count</u>	<u>Crime Rate (per 1,000 persons)</u>
Aggravated Assault	6	N/A
All Other Larceny	40	N/A
Burglary/Breaking & Entering	24	N/A
Counterfeiting/Forgery	11	N/A
Credit Card/Automatic Teller Fraud	1	N/A
Destruction/Damage/Vandalism of Property	23	N/A
Drug/Narcotic Violations	29	N/A
Embezzlement	2	N/A
False Pretenses/Swindle/Confidence Game	15	N/A
Forcible Sodomy	2	N/A
Impersonation	2	N/A
Intimidation	16	N/A
Motor Vehicle Theft	6	N/A
Sexual Assault With An Object	2	N/A
Shoplifting	11	N/A
Simple Assault	22	N/A
Theft From Building	3	N/A
Theft From Motor Vehicle	5	N/A
Weapon Law Violations	1	N/A

	<u>Index Offense Count</u>	<u>Crime Rate</u>	<u>Population</u>
Lewisburg SP	95		

Rainelle SP

<u>Offense</u>	<u>Offense Count</u>	<u>Crime Rate (per 1,000 persons)</u>
Aggravated Assault	1	N/A
All Other Larceny	25	N/A
Burglary/Breaking & Entering	16	N/A
Destruction/Damage/Vandalism of Property	10	N/A
Drug/Narcotic Violations	4	N/A
Forcible Fondling	1	N/A
Intimidation	1	N/A
Motor Vehicle Theft	2	N/A
Pocket-picking	1	N/A
Shoplifting	8	N/A

Simple Assault	9	N/A
Statutory Rape	1	N/A
Theft From Building	3	N/A
Theft From Motor Vehicle	5	N/A
Theft of Motor Vehicle Parts/Accessories	10	N/A

	<u>Index Offense Count</u>	<u>Crime Rate</u>	<u>Population</u>
Rainelle SP	71		

Ronceverte PD

<u>Offense</u>	<u>Offense Count</u>	<u>Crime Rate (per 1,000 persons)</u>
All Other Larceny	2	1.13
Burglary/Breaking & Entering	6	3.40
Counterfeiting/Forgery	1	0.57
Destruction/Damage/Vandalism of Property	12	6.79
Drug/Narcotic Violations	6	3.40
False Pretenses/Swindle/Confidence Game	3	1.70
Forcible Rape	3	1.70
Intimidation	3	1.70
Motor Vehicle Theft	1	0.57
Purse-snatching	10	5.66
Sexual Assault With An Object	1	0.57
Simple Assault	12	6.79
Theft From Building	3	1.70
Theft From Motor Vehicle	1	0.57

	<u>Index Offense Count</u>	<u>Crime Rate</u>	<u>Population</u>
Ronceverte PD	26	14.71	1,767

tf Greenbrier Co Drug

<u>Offense</u>	<u>Offense Count</u>	<u>Crime Rate (per 1,000 persons)</u>
Drug/Narcotic Violations	11	N/A

	<u>Index Offense Count</u>	<u>Crime Rate</u>	<u>Population</u>
tf Greenbrier Co Drug	0		

White Sulphur Springs PD

<u>Offense</u>	<u>Offense Count</u>	<u>Crime Rate (per 1,000 persons)</u>
All Other Larceny	1	0.41
Destruction/Damage/Vandalism of Property	1	0.41
Drug/Narcotic Violations	3	1.23
Simple Assault	5	2.04
Weapon Law Violations	2	0.82

	<u>Index Offense Count</u>	<u>Crime Rate</u>	<u>Population</u>
White Sulphur Springs PD	1	0.41	2,447

Hampshire

Hampshire Co SO

<u>Offense</u>	<u>Offense Count</u>	<u>Crime Rate (per 1,000 persons)</u>
Aggravated Assault	64	2.94

All Other Larceny	48	2.20
Arson	1	0.05
Burglary/Breaking & Entering	58	2.66
Counterfeiting/Forgery	5	0.23
Destruction/Damage/Vandalism of Property	36	1.65
Drug/Narcotic Violations	21	0.96
Embezzlement	1	0.05
False Pretenses/Swindle/Confidence Game	5	0.23
Forcible Fondling	1	0.05
Impersonation	2	0.09
Incest	1	0.05
Intimidation	21	0.96
Kidnaping/Abduction	1	0.05
Motor Vehicle Theft	6	0.28
Pocket-picking	1	0.05
Pornography/Obscene Material	1	0.05
Simple Assault	28	1.28
Stolen Property Offenses	2	0.09
Theft From Building	13	0.60
Theft From Motor Vehicle	15	0.69
Theft of Motor Vehicle Parts/Accessories	3	0.14
Weapon Law Violations	2	0.09

	<u>Index Offense Count</u>	<u>Crime Rate</u>	<u>Population</u>
Hampshire Co SO	208	9.55	21,790

Romney PD

Offense	Offense Count	Crime Rate (per 1,000 persons)
Aggravated Assault	11	5.95
All Other Larceny	5	2.70
Arson	1	0.54
Burglary/Breaking & Entering	3	1.62
Destruction/Damage/Vandalism of Property	3	1.62
Drug/Narcotic Violations	4	2.16
False Pretenses/Swindle/Confidence Game	1	0.54
Forcible Rape	1	0.54
Intimidation	1	0.54
Motor Vehicle Theft	2	1.08
Simple Assault	1	0.54
Theft From Building	2	1.08
Theft From Motor Vehicle	4	2.16

	<u>Index Offense Count</u>	<u>Crime Rate</u>	<u>Population</u>
Romney PD	28	15.14	1,850

Romney SP

Offense	Offense Count	Crime Rate (per 1,000 persons)
Aggravated Assault	7	N/A
All Other Larceny	43	N/A
Arson	1	N/A

Burglary/Breaking & Entering	45	N/A
Counterfeiting/Forgery	12	N/A
Destruction/Damage/Vandalism of Property	57	N/A
Drug/Narcotic Violations	49	N/A
Embezzlement	1	N/A
False Pretenses/Swindle/Confidence Game	16	N/A
Forcible Fondling	4	N/A
Forcible Rape	8	N/A
Forcible Sodomy	4	N/A
Impersonation	2	N/A
Intimidation	30	N/A
Motor Vehicle Theft	6	N/A
Sexual Assault With An Object	1	N/A
Shoplifting	2	N/A
Simple Assault	48	N/A
Statutory Rape	1	N/A
Stolen Property Offenses	5	N/A
Theft From Building	1	N/A
Theft From Motor Vehicle	8	N/A
Theft of Motor Vehicle Parts/Accessories	30	N/A
Weapon Law Violations	9	N/A

	<u>Index Offense Count</u>	<u>Crime Rate</u>	<u>Population</u>
Romney SP	150		

Hancock

Hancock Co SO

<u>Offense</u>	<u>Offense Count</u>	<u>Crime Rate (per 1,000 persons)</u>
Aggravated Assault	4	0.35
All Other Larceny	5	0.44
Burglary/Breaking & Entering	18	1.60
Counterfeiting/Forgery	1	0.09
Credit Card/Automatic Teller Fraud	2	0.18
Destruction/Damage/Vandalism of Property	3	0.27
Drug/Narcotic Violations	6	0.53
Intimidation	1	0.09
Motor Vehicle Theft	5	0.44
Pornography/Obscene Material	1	0.09
Simple Assault	41	3.64
Theft From Building	1	0.09
Theft From Motor Vehicle	2	0.18
Theft of Motor Vehicle Parts/Accessories	1	0.09
Weapon Law Violations	1	0.09

	<u>Index Offense Count</u>	<u>Crime Rate</u>	<u>Population</u>
Hancock Co SO	36	3.19	11,276

New Cumberland SP

<u>Offense</u>	<u>Offense Count</u>	<u>Crime Rate (per 1,000 persons)</u>
----------------	----------------------	---------------------------------------

Aggravated Assault	1	N/A
All Other Larceny	4	N/A
Burglary/Breaking & Entering	1	N/A
Counterfeiting/Forgery	2	N/A
Destruction/Damage/Vandalism of Property	3	N/A
Drug/Narcotic Violations	9	N/A
False Pretenses/Swindle/Confidence Game	10	N/A
Forcible Fondling	4	N/A
Forcible Rape	1	N/A
Impersonation	2	N/A
Incest	1	N/A
Motor Vehicle Theft	2	N/A
Sexual Assault With An Object	2	N/A
Simple Assault	2	N/A
Stolen Property Offenses	1	N/A
Theft From Motor Vehicle	1	N/A
Theft of Motor Vehicle Parts/Accessories	11	N/A

	<u>Index Offense Count</u>	<u>Crime Rate</u>	<u>Population</u>
New Cumberland SP	21		

tf Hancock-Brooke Drug

<u>Offense</u>	<u>Offense Count</u>	<u>Crime Rate (per 1,000 persons)</u>
Drug/Narcotic Violations	10	N/A

tf Hancock-Brooke Drug	<u>Index Offense Count</u>	<u>Crime Rate</u>	<u>Population</u>
	0		

Weirton PD

<u>Offense</u>	<u>Offense Count</u>	<u>Crime Rate (per 1,000 persons)</u>
Aggravated Assault	11	0.56
All Other Larceny	41	2.07
Arson	4	0.20
Assisting or Promoting Prostitution	2	0.10
Burglary/Breaking & Entering	52	2.63
Counterfeiting/Forgery	18	0.91
Credit Card/Automatic Teller Fraud	7	0.35
Destruction/Damage/Vandalism of Property	101	5.11
Drug/Narcotic Violations	86	4.35
Embezzlement	6	0.30
False Pretenses/Swindle/Confidence Game	13	0.66
Forcible Fondling	4	0.20
Forcible Rape	1	0.05
Intimidation	17	0.86
Kidnaping/Abduction	1	0.05
Motor Vehicle Theft	9	0.46
Murder and Nonnegligent Manslaughter	1	0.05
Robbery	7	0.35
Shoplifting	93	4.70
Simple Assault	200	10.12

Statutory Rape	3	0.15
Stolen Property Offenses	84	4.25
Theft From Building	10	0.51
Theft From Motor Vehicle	12	0.61
Weapon Law Violations	9	0.46

	<u>Index Offense Count</u>	<u>Crime Rate</u>	<u>Population</u>
Weirton PD	237	11.99	19,771

Hardy

Hardy Co SO

<u>Offense</u>	<u>Offense Count</u>	<u>Crime Rate (per 1,000 persons)</u>
Aggravated Assault	2	0.18
All Other Larceny	15	1.34
Burglary/Breaking & Entering	17	1.51
Counterfeiting/Forgery	2	0.18
Credit Card/Automatic Teller Fraud	1	0.09
Destruction/Damage/Vandalism of Property	10	0.89
Drug/Narcotic Violations	13	1.16
False Pretenses/Swindle/Confidence Game	3	0.27
Forcible Rape	1	0.09
Impersonation	1	0.09
Motor Vehicle Theft	1	0.09
Robbery	1	0.09
Shoplifting	1	0.09
Simple Assault	22	1.96
Theft From Building	1	0.09
Theft From Motor Vehicle	2	0.18
Theft of Motor Vehicle Parts/Accessories	1	0.09
Weapon Law Violations	3	0.27

	<u>Index Offense Count</u>	<u>Crime Rate</u>	<u>Population</u>
Hardy Co SO	42	3.74	11,225

Moorefield PD

<u>Offense</u>	<u>Offense Count</u>	<u>Crime Rate (per 1,000 persons)</u>
Aggravated Assault	9	3.53
All Other Larceny	10	3.93
Burglary/Breaking & Entering	14	5.50
Counterfeiting/Forgery	5	1.96
Destruction/Damage/Vandalism of Property	20	7.85
Drug/Narcotic Violations	41	16.10
Embezzlement	3	1.18
False Pretenses/Swindle/Confidence Game	4	1.57
Intimidation	4	1.57
Kidnaping/Abduction	1	0.39
Motor Vehicle Theft	2	0.79
Sexual Assault With An Object	2	0.79
Shoplifting	5	1.96

Simple Assault	25	9.82
Stolen Property Offenses	1	0.39
Theft From Building	14	5.50
Theft From Coin Operated Machine or Device	1	0.39
Theft From Motor Vehicle	16	6.28
Theft of Motor Vehicle Parts/Accessories	1	0.39

	<u>Index Offense Count</u>	<u>Crime Rate</u>	<u>Population</u>
Moorefield PD	72	28.27	2,547

Moorefield SP

<u>Offense</u>	<u>Offense Count</u>	<u>Crime Rate (per 1,000 persons)</u>
Aggravated Assault	7	N/A
All Other Larceny	18	N/A
Arson	1	N/A
Burglary/Breaking & Entering	20	N/A
Counterfeiting/Forgery	2	N/A
Destruction/Damage/Vandalism of Property	32	N/A
Drug/Narcotic Violations	32	N/A
False Pretenses/Swindle/Confidence Game	13	N/A
Forcible Fondling	9	N/A
Forcible Rape	5	N/A
Forcible Sodomy	1	N/A
Impersonation	2	N/A
Incest	1	N/A
Intimidation	11	N/A
Motor Vehicle Theft	6	N/A
Sexual Assault With An Object	3	N/A
Simple Assault	42	N/A
Theft From Building	2	N/A
Theft From Motor Vehicle	1	N/A
Theft of Motor Vehicle Parts/Accessories	3	N/A
Weapon Law Violations	3	N/A

	<u>Index Offense Count</u>	<u>Crime Rate</u>	<u>Population</u>
Moorefield SP	62		

Harrison

Bridgeport PD

<u>Offense</u>	<u>Offense Count</u>	<u>Crime Rate (per 1,000 persons)</u>
Aggravated Assault	17	2.08
All Other Larceny	85	10.42
Arson	1	0.12
Burglary/Breaking & Entering	23	2.82
Counterfeiting/Forgery	16	1.96
Credit Card/Automatic Teller Fraud	12	1.47
Destruction/Damage/Vandalism of Property	76	9.31
Drug/Narcotic Violations	27	3.31
Embezzlement	7	0.86

False Pretenses/Swindle/Confidence Game	19	2.33
Forcible Fondling	1	0.12
Forcible Rape	3	0.37
Impersonation	4	0.49
Intimidation	17	2.08
Kidnaping/Abduction	1	0.12
Motor Vehicle Theft	2	0.25
Murder and Nonnegligent Manslaughter	1	0.12
Pornography/Obscene Material	6	0.74
Purse-snatching	6	0.74
Robbery	3	0.37
Sexual Assault With An Object	1	0.12
Shoplifting	163	19.98
Simple Assault	56	6.86
Stolen Property Offenses	4	0.49
Theft From Building	20	2.45
Theft From Coin Operated Machine or Device	5	0.61
Theft From Motor Vehicle	33	4.04
Theft of Motor Vehicle Parts/Accessories	8	0.98
Weapon Law Violations	5	0.61

	<u>Index Offense Count</u>	<u>Crime Rate</u>	<u>Population</u>
Bridgeport PD	369	45.23	8,159

Bridgeport SP

<u>Offense</u>	<u>Offense Count</u>	<u>Crime Rate (per 1,000 persons)</u>
Aggravated Assault	15	N/A
All Other Larceny	85	N/A
Arson	1	N/A
Burglary/Breaking & Entering	75	N/A
Counterfeiting/Forgery	15	N/A
Credit Card/Automatic Teller Fraud	1	N/A
Destruction/Damage/Vandalism of Property	85	N/A
Drug Equipment Violations	1	N/A
Drug/Narcotic Violations	31	N/A
Embezzlement	2	N/A
False Pretenses/Swindle/Confidence Game	5	N/A
Forcible Fondling	2	N/A
Forcible Rape	2	N/A
Impersonation	2	N/A
Intimidation	14	N/A
Motor Vehicle Theft	28	N/A
Murder and Nonnegligent Manslaughter	2	N/A
Robbery	2	N/A
Sexual Assault With An Object	1	N/A
Shoplifting	8	N/A
Simple Assault	82	N/A
Stolen Property Offenses	2	N/A
Theft From Building	1	N/A

Theft From Motor Vehicle	9	N/A
Theft of Motor Vehicle Parts/Accessories	70	N/A
Weapon Law Violations	2	N/A

	<u>Index Offense Count</u>	<u>Crime Rate</u>	<u>Population</u>
Bridgeport SP	297		

Clarksburg PD

<u>Offense</u>	<u>Offense Count</u>	<u>Crime Rate (per 1,000 persons)</u>
Aggravated Assault	62	3.74
All Other Larceny	342	20.60
Arson	12	0.72
Assisting or Promoting Prostitution	5	0.30
Burglary/Breaking & Entering	137	8.25
Counterfeiting/Forgery	26	1.57
Credit Card/Automatic Teller Fraud	31	1.87
Destruction/Damage/Vandalism of Property	289	17.41
Drug Equipment Violations	1	0.06
Drug/Narcotic Violations	68	4.10
Embezzlement	3	0.18
False Pretenses/Swindle/Confidence Game	41	2.47
Forcible Fondling	12	0.72
Forcible Rape	12	0.72
Impersonation	4	0.24
Intimidation	41	2.47
Motor Vehicle Theft	22	1.33
Murder and Nonnegligent Manslaughter	1	0.06
Prostitution	4	0.24
Robbery	18	1.08
Sexual Assault With An Object	3	0.18
Shoplifting	276	16.63
Simple Assault	390	23.50
Stolen Property Offenses	7	0.42
Theft From Motor Vehicle	32	1.93
Weapon Law Violations	6	0.36

	<u>Index Offense Count</u>	<u>Crime Rate</u>	<u>Population</u>
Clarksburg PD	902	54.34	16,599

Harrison Co SO

<u>Offense</u>	<u>Offense Count</u>	<u>Crime Rate (per 1,000 persons)</u>
Aggravated Assault	43	1.23
All Other Larceny	228	6.52
Arson	2	0.06
Burglary/Breaking & Entering	138	3.95
Counterfeiting/Forgery	50	1.43
Credit Card/Automatic Teller Fraud	23	0.66
Destruction/Damage/Vandalism of Property	132	3.78
Drug/Narcotic Violations	36	1.03
Embezzlement	2	0.06

False Pretenses/Swindle/Confidence Game	34	0.97
Forcible Fondling	8	0.23
Impersonation	3	0.09
Intimidation	6	0.17
Kidnaping/Abduction	1	0.03
Motor Vehicle Theft	27	0.77
Pornography/Obscene Material	2	0.06
Robbery	9	0.26
Sexual Assault With An Object	5	0.14
Shoplifting	4	0.11
Simple Assault	145	4.15
Stolen Property Offenses	9	0.26
Theft From Motor Vehicle	12	0.34
Weapon Law Violations	8	0.23

	<u>Index Offense Count</u>	<u>Crime Rate</u>	<u>Population</u>
Harrison Co SO	461	13.19	34,955

Lumberport PD

<u>Offense</u>	<u>Offense Count</u>	<u>Crime Rate (per 1,000 persons)</u>
All Other Larceny	1	1.14
Burglary/Breaking & Entering	3	3.42
Destruction/Damage/Vandalism of Property	6	6.84
Drug/Narcotic Violations	9	10.26
False Pretenses/Swindle/Confidence Game	1	1.14
Simple Assault	3	3.42
Theft From Building	1	1.14
Theft From Motor Vehicle	2	2.28

	<u>Index Offense Count</u>	<u>Crime Rate</u>	<u>Population</u>
Lumberport PD	7	7.98	877

Nutter Fort PD

<u>Offense</u>	<u>Offense Count</u>	<u>Crime Rate (per 1,000 persons)</u>
Aggravated Assault	3	1.88
All Other Larceny	21	13.17
Burglary/Breaking & Entering	14	8.78
Credit Card/Automatic Teller Fraud	2	1.25
Destruction/Damage/Vandalism of Property	17	10.66
Drug/Narcotic Violations	2	1.25
False Pretenses/Swindle/Confidence Game	3	1.88
Intimidation	2	1.25
Motor Vehicle Theft	5	3.13
Shoplifting	3	1.88
Simple Assault	12	7.52
Theft From Building	1	0.63
Theft From Motor Vehicle	8	5.02

	<u>Index Offense Count</u>	<u>Crime Rate</u>	<u>Population</u>
Nutter Fort PD	55	34.48	1,595

Salem PD

<u>Offense</u>	<u>Offense Count</u>	<u>Crime Rate (per 1,000 persons)</u>
Aggravated Assault	1	0.63
All Other Larceny	7	4.41
Burglary/Breaking & Entering	5	3.15
Counterfeiting/Forgery	2	1.26
Destruction/Damage/Vandalism of Property	5	3.15
Drug/Narcotic Violations	4	2.52
Intimidation	3	1.89
Shoplifting	1	0.63
Simple Assault	18	11.34
Theft From Motor Vehicle	1	0.63

	<u>Index Offense Count</u>	<u>Crime Rate</u>	<u>Population</u>
Salem PD	15	9.45	1,588

Shinnston PD

<u>Offense</u>	<u>Offense Count</u>	<u>Crime Rate (per 1,000 persons)</u>
Aggravated Assault	11	4.99
All Other Larceny	35	15.88
Arson	3	1.36
Burglary/Breaking & Entering	15	6.81
Counterfeiting/Forgery	3	1.36
Destruction/Damage/Vandalism of Property	29	13.16
Drug/Narcotic Violations	8	3.63
False Pretenses/Swindle/Confidence Game	3	1.36
Intimidation	6	2.72
Motor Vehicle Theft	3	1.36
Shoplifting	9	4.08
Simple Assault	22	9.98
Theft From Motor Vehicle	3	1.36
Weapon Law Violations	1	0.45

	<u>Index Offense Count</u>	<u>Crime Rate</u>	<u>Population</u>
Shinnston PD	76	34.48	2,204

Stonewood PD

<u>Offense</u>	<u>Offense Count</u>	<u>Crime Rate (per 1,000 persons)</u>
Aggravated Assault	1	0.55
All Other Larceny	8	4.42
Burglary/Breaking & Entering	2	1.11
Destruction/Damage/Vandalism of Property	3	1.66
Simple Assault	9	4.98
Theft From Building	1	0.55
Theft From Motor Vehicle	1	0.55

	<u>Index Offense Count</u>	<u>Crime Rate</u>	<u>Population</u>
Stonewood PD	13	7.19	1,808

tf Harrison Co Drug & Vio Crime

<u>Offense</u>	<u>Offense Count</u>	<u>Crime Rate (per 1,000 persons)</u>
Drug/Narcotic Violations	125	N/A
Prostitution	1	N/A
Weapon Law Violations	3	N/A
	<u>Index Offense Count</u>	<u>Crime Rate</u> <u>Population</u>
tf Harrison Co Drug & Vio Crime	0	

Jackson

DNR - 6 - Jackson

<u>Offense</u>	<u>Offense Count</u>	<u>Crime Rate (per 1,000 persons)</u>
Drug/Narcotic Violations	1	N/A
Weapon Law Violations	2	N/A
	<u>Index Offense Count</u>	<u>Crime Rate</u> <u>Population</u>
DNR - 6 - Jackson	0	

Jackson Co SO

<u>Offense</u>	<u>Offense Count</u>	<u>Crime Rate (per 1,000 persons)</u>
Aggravated Assault	7	0.32
All Other Larceny	10	0.45
Burglary/Breaking & Entering	15	0.68
Intimidation	1	0.05
Motor Vehicle Theft	5	0.23
Murder and Nonnegligent Manslaughter	1	0.05
Robbery	1	0.05
Simple Assault	39	1.76
Theft From Building	15	0.68
Theft of Motor Vehicle Parts/Accessories	1	0.05
Weapon Law Violations	1	0.05
	<u>Index Offense Count</u>	<u>Crime Rate</u> <u>Population</u>
Jackson Co SO	55	2.49 22,111

Ravenswood PD

<u>Offense</u>	<u>Offense Count</u>	<u>Crime Rate (per 1,000 persons)</u>
Aggravated Assault	7	1.80
All Other Larceny	10	2.58
Burglary/Breaking & Entering	9	2.32
Destruction/Damage/Vandalism of Property	5	1.29
Drug/Narcotic Violations	9	2.32
False Pretenses/Swindle/Confidence Game	1	0.26
Intimidation	2	0.52
Purse-snatching	1	0.26
Robbery	1	0.26
Shoplifting	6	1.55
Simple Assault	13	3.35
Stolen Property Offenses	1	0.26
Theft From Building	2	0.52
Theft From Motor Vehicle	5	1.29

Weapon Law Violations	1	0.26
-----------------------	---	------

	<u>Index Offense Count</u>	<u>Crime Rate</u>	<u>Population</u>
Ravenswood PD	41	10.56	3,881

Ripley PD

<u>Offense</u>	<u>Offense Count</u>	<u>Crime Rate (per 1,000 persons)</u>
All Other Larceny	21	6.45
Burglary/Breaking & Entering	8	2.46
Counterfeiting/Forgery	3	0.92
Destruction/Damage/Vandalism of Property	8	2.46
Drug/Narcotic Violations	2	0.61
Embezzlement	2	0.61
False Pretenses/Swindle/Confidence Game	4	1.23
Forcible Fondling	1	0.31
Forcible Rape	1	0.31
Intimidation	1	0.31
Motor Vehicle Theft	4	1.23
Murder and Nonnegligent Manslaughter	1	0.31
Purse-snatching	1	0.31
Shoplifting	4	1.23
Simple Assault	20	6.14
Theft From Building	2	0.61
Theft From Motor Vehicle	20	6.14
Theft of Motor Vehicle Parts/Accessories	4	1.23
Weapon Law Violations	1	0.31

	<u>Index Offense Count</u>	<u>Crime Rate</u>	<u>Population</u>
Ripley PD	66	20.27	3,256

Ripley SP

<u>Offense</u>	<u>Offense Count</u>	<u>Crime Rate (per 1,000 persons)</u>
Aggravated Assault	4	N/A
All Other Larceny	28	N/A
Burglary/Breaking & Entering	25	N/A
Counterfeiting/Forgery	2	N/A
Credit Card/Automatic Teller Fraud	1	N/A
Destruction/Damage/Vandalism of Property	37	N/A
Drug Equipment Violations	1	N/A
Drug/Narcotic Violations	32	N/A
False Pretenses/Swindle/Confidence Game	4	N/A
Forcible Fondling	1	N/A
Intimidation	11	N/A
Motor Vehicle Theft	3	N/A
Purse-snatching	1	N/A
Sexual Assault With An Object	2	N/A
Simple Assault	22	N/A
Stolen Property Offenses	1	N/A
Theft From Motor Vehicle	4	N/A
Theft of Motor Vehicle Parts/Accessories	15	N/A

Weapon Law Violations	1	N/A
Wire Fraud	2	N/A

	<u>Index Offense Count</u>	<u>Crime Rate</u>	<u>Population</u>
Ripley SP	80		

Jefferson

Charles Town PD

<u>Offense</u>	<u>Offense Count</u>	<u>Crime Rate (per 1,000 persons)</u>
Aggravated Assault	3	0.57
All Other Larceny	38	7.22
Burglary/Breaking & Entering	14	2.66
Counterfeiting/Forgery	2	0.38
Destruction/Damage/Vandalism of Property	15	2.85
Drug/Narcotic Violations	19	3.61
Embezzlement	1	0.19
False Pretenses/Swindle/Confidence Game	1	0.19
Intimidation	2	0.38
Motor Vehicle Theft	9	1.71
Robbery	1	0.19
Shoplifting	1	0.19
Simple Assault	20	3.80
Stolen Property Offenses	1	0.19
Theft From Coin Operated Machine or Device	1	0.19
Theft From Motor Vehicle	6	1.14
Weapon Law Violations	1	0.19

	<u>Index Offense Count</u>	<u>Crime Rate</u>	<u>Population</u>
Charles Town PD	73	13.86	5,266

DNR - 2 - Jefferson

<u>Offense</u>	<u>Offense Count</u>	<u>Crime Rate (per 1,000 persons)</u>
Drug/Narcotic Violations	1	N/A

	<u>Index Offense Count</u>	<u>Crime Rate</u>	<u>Population</u>
DNR - 2 - Jefferson	0		

Harpers Ferry PD

<u>Offense</u>	<u>Offense Count</u>	<u>Crime Rate (per 1,000 persons)</u>
Aggravated Assault	2	1.50
All Other Larceny	2	1.50
Burglary/Breaking & Entering	2	1.50
Destruction/Damage/Vandalism of Property	8	6.01
Drug/Narcotic Violations	32	24.02
Intimidation	6	4.50
Motor Vehicle Theft	1	0.75
Simple Assault	14	10.51
Theft From Motor Vehicle	2	1.50

	<u>Index Offense Count</u>	<u>Crime Rate</u>	<u>Population</u>
Harpers Ferry PD	9	6.76	1,332

Jefferson Co SO

<u>Offense</u>	<u>Offense Count</u>	<u>Crime Rate (per 1,000 persons)</u>
Aggravated Assault	29	0.71
All Other Larceny	217	5.32
Arson	3	0.07
Burglary/Breaking & Entering	69	1.69
Counterfeiting/Forgery	14	0.34
Destruction/Damage/Vandalism of Property	139	3.41
Drug/Narcotic Violations	37	0.91
Embezzlement	2	0.05
False Pretenses/Swindle/Confidence Game	28	0.69
Forcible Fondling	10	0.25
Forcible Rape	1	0.02
Impersonation	12	0.29
Intimidation	32	0.78
Motor Vehicle Theft	12	0.29
Robbery	3	0.07
Sexual Assault With An Object	1	0.02
Shoplifting	16	0.39
Simple Assault	111	2.72
Stolen Property Offenses	8	0.20
Theft From Building	43	1.05
Theft From Coin Operated Machine or Device	1	0.02
Theft From Motor Vehicle	39	0.96
Theft of Motor Vehicle Parts/Accessories	4	0.10
Weapon Law Violations	4	0.10

	<u>Index Offense Count</u>	<u>Crime Rate</u>	<u>Population</u>
Jefferson Co SO	434	10.64	40,786

Kearneysville SP

<u>Offense</u>	<u>Offense Count</u>	<u>Crime Rate (per 1,000 persons)</u>
Aggravated Assault	22	N/A
All Other Larceny	24	N/A
Arson	3	N/A
Betting/Wagering	12	N/A
Burglary/Breaking & Entering	58	N/A
Counterfeiting/Forgery	15	N/A
Credit Card/Automatic Teller Fraud	10	N/A
Destruction/Damage/Vandalism of Property	74	N/A
Drug/Narcotic Violations	92	N/A
Embezzlement	6	N/A
False Pretenses/Swindle/Confidence Game	33	N/A
Forcible Fondling	5	N/A
Forcible Rape	1	N/A
Impersonation	5	N/A
Intimidation	28	N/A
Motor Vehicle Theft	29	N/A

Pornography/Obscene Material	5	N/A
Purse-snatching	2	N/A
Robbery	2	N/A
Sexual Assault With An Object	4	N/A
Shoplifting	26	N/A
Simple Assault	70	N/A
Stolen Property Offenses	4	N/A
Theft From Building	44	N/A
Theft From Coin Operated Machine or Device	3	N/A
Theft From Motor Vehicle	11	N/A
Theft of Motor Vehicle Parts/Accessories	32	N/A
Weapon Law Violations	6	N/A
Wire Fraud	2	N/A

	<u>Index Offense Count</u>	<u>Crime Rate</u>	<u>Population</u>
Kearneysville SP	254		

Ranson PD

<u>Offense</u>	<u>Offense Count</u>	<u>Crime Rate (per 1,000 persons)</u>
Aggravated Assault	5	1.12
All Other Larceny	142	31.94
Arson	3	0.67
Burglary/Breaking & Entering	13	2.92
Counterfeiting/Forgery	12	2.70
Credit Card/Automatic Teller Fraud	1	0.22
Destruction/Damage/Vandalism of Property	88	19.79
Drug/Narcotic Violations	37	8.32
Embezzlement	6	1.35
False Pretenses/Swindle/Confidence Game	13	2.92
Forcible Fondling	1	0.22
Forcible Rape	2	0.45
Forcible Sodomy	1	0.22
Impersonation	2	0.45
Intimidation	23	5.17
Motor Vehicle Theft	5	1.12
Robbery	9	2.02
Shoplifting	26	5.85
Simple Assault	79	17.77
Stolen Property Offenses	6	1.35
Theft From Building	5	1.12
Theft From Motor Vehicle	3	0.67
Weapon Law Violations	3	0.67

	<u>Index Offense Count</u>	<u>Crime Rate</u>	<u>Population</u>
Ranson PD	210	47.23	4,446

Shepherd University

<u>Offense</u>	<u>Offense Count</u>	<u>Crime Rate (per 1,000 persons)</u>
All Other Larceny	16	N/A
Burglary/Breaking & Entering	2	N/A

Destruction/Damage/Vandalism of Property	17	N/A
Drug/Narcotic Violations	8	N/A
False Pretenses/Swindle/Confidence Game	1	N/A
Intimidation	1	N/A
Motor Vehicle Theft	1	N/A
Simple Assault	2	N/A
Theft From Building	3	N/A
Theft From Motor Vehicle	1	N/A
Theft of Motor Vehicle Parts/Accessories	1	N/A

	<u>Index Offense Count</u>	<u>Crime Rate</u>	<u>Population</u>
Shepherd University	24		

Shepherdstown PD

<u>Offense</u>	<u>Offense Count</u>	<u>Crime Rate (per 1,000 persons)</u>
Aggravated Assault	1	0.58
All Other Larceny	11	6.34
Burglary/Breaking & Entering	4	2.30
Destruction/Damage/Vandalism of Property	11	6.34
Drug/Narcotic Violations	1	0.58
Motor Vehicle Theft	1	0.58
Simple Assault	6	3.46
Theft From Motor Vehicle	1	0.58

	<u>Index Offense Count</u>	<u>Crime Rate</u>	<u>Population</u>
Shepherdstown PD	18	10.37	1,736

KANAWHA

BCI - SO Charleston

<u>Offense</u>	<u>Offense Count</u>	<u>Crime Rate (per 1,000 persons)</u>
Drug/Narcotic Violations	88	N/A

	<u>Index Offense Count</u>	<u>Crime Rate</u>	<u>Population</u>
BCI - SO Charleston	0		

Charleston PD

<u>Offense</u>	<u>Offense Count</u>	<u>Crime Rate (per 1,000 persons)</u>
Aggravated Assault	328	6.37
All Other Larceny	873	16.96
Arson	19	0.37
Assisting or Promoting Prostitution	22	0.43
Burglary/Breaking & Entering	714	13.87
Counterfeiting/Forgery	126	2.45
Credit Card/Automatic Teller Fraud	114	2.22
Destruction/Damage/Vandalism of Property	628	12.20
Drug Equipment Violations	5	0.10
Drug/Narcotic Violations	523	10.16
Embezzlement	82	1.59
Extortion/Blackmail	1	0.02
False Pretenses/Swindle/Confidence Game	53	1.03

Forcible Fondling	26	0.51
Forcible Rape	17	0.33
Forcible Sodomy	12	0.23
Impersonation	30	0.58
Incest	1	0.02
Intimidation	274	5.32
Kidnaping/Abduction	25	0.49
Motor Vehicle Theft	152	2.95
Murder and Nonnegligent Manslaughter	10	0.19
Pornography/Obscene Material	1	0.02
Prostitution	7	0.14
Purse-snatching	3	0.06
Robbery	116	2.25
Sexual Assault With An Object	14	0.27
Shoplifting	745	14.48
Simple Assault	1,230	23.90
Statutory Rape	2	0.04
Stolen Property Offenses	38	0.74
Theft From Building	3	0.06
Theft From Motor Vehicle	505	9.81
Theft of Motor Vehicle Parts/Accessories	6	0.12
Weapon Law Violations	78	1.52
Welfare Fraud	1	0.02

	<u>Index</u>	<u>Offense Count</u>	<u>Crime Rate</u>	<u>Population</u>
Charleston PD		3,472	67.46	51,466

DNR - 5 - Kanawha

<u>Offense</u>	<u>Offense Count</u>	<u>Crime Rate (per 1,000 persons)</u>
Destruction/Damage/Vandalism of Property	1	N/A
Drug/Narcotic Violations	1	N/A
Impersonation	1	N/A

	<u>Index</u>	<u>Offense Count</u>	<u>Crime Rate</u>	<u>Population</u>
DNR - 5 - Kanawha		0		

Dunbar PD

<u>Offense</u>	<u>Offense Count</u>	<u>Crime Rate (per 1,000 persons)</u>
Aggravated Assault	24	3.03
All Other Larceny	80	10.10
Arson	2	0.25
Burglary/Breaking & Entering	53	6.69
Counterfeiting/Forgery	17	2.15
Credit Card/Automatic Teller Fraud	9	1.14
Destruction/Damage/Vandalism of Property	82	10.36
Drug Equipment Violations	4	0.51
Drug/Narcotic Violations	52	6.57
Embezzlement	1	0.13
False Pretenses/Swindle/Confidence Game	5	0.63
Forcible Fondling	2	0.25

Forcible Rape	3	0.38
Intimidation	3	0.38
Kidnaping/Abduction	2	0.25
Motor Vehicle Theft	11	1.39
Pornography/Obscene Material	2	0.25
Purse-snatching	1	0.13
Robbery	5	0.63
Sexual Assault With An Object	1	0.13
Shoplifting	14	1.77
Simple Assault	146	18.44
Stolen Property Offenses	11	1.39
Theft From Building	3	0.38
Theft From Motor Vehicle	40	5.05
Theft of Motor Vehicle Parts/Accessories	7	0.88
Weapon Law Violations	14	1.77
Welfare Fraud	1	0.13

	<u>Index Offense Count</u>	<u>Crime Rate</u>	<u>Population</u>
Dunbar PD	241	30.44	7,917

East Bank PD

<u>Offense</u>	<u>Offense Count</u>	<u>Crime Rate (per 1,000 persons)</u>
All Other Larceny	5	5.21
Burglary/Breaking & Entering	2	2.08
Destruction/Damage/Vandalism of Property	3	3.13
Intimidation	1	1.04
Theft From Building	2	2.08

	<u>Index Offense Count</u>	<u>Crime Rate</u>	<u>Population</u>
East Bank PD	9	9.38	960

Glasgow PD

<u>Offense</u>	<u>Offense Count</u>	<u>Crime Rate (per 1,000 persons)</u>
All Other Larceny	2	2.21
Burglary/Breaking & Entering	1	1.10
Destruction/Damage/Vandalism of Property	8	8.83
Intimidation	2	2.21
Simple Assault	1	1.10
Theft From Motor Vehicle	4	4.42

	<u>Index Offense Count</u>	<u>Crime Rate</u>	<u>Population</u>
Glasgow PD	7	7.73	906

ICAC Unit

<u>Offense</u>	<u>Offense Count</u>	<u>Crime Rate (per 1,000 persons)</u>
Pornography/Obscene Material	9	N/A
Sexual Assault With An Object	1	N/A
Statutory Rape	1	N/A

	<u>Index Offense Count</u>	<u>Crime Rate</u>	<u>Population</u>
ICAC Unit	0		

Kanawha Co Parks

<u>Offense</u>	<u>Offense Count</u>	<u>Crime Rate (per 1,000 persons)</u>
Burglary/Breaking & Entering	7	N/A
Destruction/Damage/Vandalism of Property	1	N/A
Theft From Building	1	N/A

	<u>Index Offense Count</u>	<u>Crime Rate</u>	<u>Population</u>
Kanawha Co Parks	8		

Kanawha Co SO

<u>Offense</u>	<u>Offense Count</u>	<u>Crime Rate (per 1,000 persons)</u>
Aggravated Assault	188	2.01
All Other Larceny	551	5.90
Arson	24	0.26
Burglary/Breaking & Entering	637	6.82
Counterfeiting/Forgery	72	0.77
Credit Card/Automatic Teller Fraud	64	0.69
Destruction/Damage/Vandalism of Property	594	6.36
Drug Equipment Violations	113	1.21
Drug/Narcotic Violations	356	3.81
Embezzlement	8	0.09
Extortion/Blackmail	1	0.01
False Pretenses/Swindle/Confidence Game	55	0.59
Forcible Fondling	30	0.32
Forcible Rape	12	0.13
Forcible Sodomy	3	0.03
Impersonation	7	0.07
Intimidation	61	0.65
Kidnaping/Abduction	6	0.06
Motor Vehicle Theft	154	1.65
Murder and Nonnegligent Manslaughter	7	0.07
Pornography/Obscene Material	21	0.22
Purse-snatching	2	0.02
Robbery	26	0.28
Sexual Assault With An Object	15	0.16
Shoplifting	69	0.74
Simple Assault	1,456	15.60
Statutory Rape	3	0.03
Stolen Property Offenses	97	1.04
Theft From Building	11	0.12
Theft From Motor Vehicle	310	3.32
Theft of Motor Vehicle Parts/Accessories	4	0.04
Weapon Law Violations	93	1.00
Wire Fraud	1	0.01

	<u>Index Offense Count</u>	<u>Crime Rate</u>	<u>Population</u>
Kanawha Co SO	1,971	21.12	93,334

Marmet PD

<u>Offense</u>	<u>Offense Count</u>	<u>Crime Rate (per 1,000 persons)</u>
Aggravated Assault	1	0.66
All Other Larceny	5	3.32
Burglary/Breaking & Entering	7	4.65
Destruction/Damage/Vandalism of Property	3	1.99
Purse-snatching	2	1.33
Robbery	1	0.66
Shoplifting	1	0.66
Simple Assault	1	0.66
Theft From Building	6	3.99
Theft From Motor Vehicle	7	4.65

	<u>Index Offense Count</u>	<u>Crime Rate</u>	<u>Population</u>
Marmet PD	30	19.93	1,505

Nitro PD

<u>Offense</u>	<u>Offense Count</u>	<u>Crime Rate (per 1,000 persons)</u>
Aggravated Assault	9	1.25
All Other Larceny	84	11.69
Arson	3	0.42
Burglary/Breaking & Entering	44	6.12
Counterfeiting/Forgery	32	4.45
Credit Card/Automatic Teller Fraud	10	1.39
Destruction/Damage/Vandalism of Property	65	9.04
Drug Equipment Violations	3	0.42
Drug/Narcotic Violations	90	12.52
Embezzlement	8	1.11
False Pretenses/Swindle/Confidence Game	11	1.53
Forcible Fondling	3	0.42
Forcible Rape	2	0.28
Impersonation	1	0.14
Intimidation	2	0.28
Kidnaping/Abduction	1	0.14
Motor Vehicle Theft	20	2.78
Pornography/Obscene Material	1	0.14
Robbery	5	0.70
Sexual Assault With An Object	3	0.42
Shoplifting	64	8.90
Simple Assault	73	10.16
Stolen Property Offenses	4	0.56
Theft From Building	3	0.42
Theft From Coin Operated Machine or Device	1	0.14
Theft From Motor Vehicle	53	7.37
Theft of Motor Vehicle Parts/Accessories	2	0.28
Weapon Law Violations	9	1.25
Wire Fraud	2	0.28

	<u>Index Offense Count</u>	<u>Crime Rate</u>	<u>Population</u>
Nitro PD	287	39.93	7,187

Quincy SP

<u>Offense</u>	<u>Offense Count</u>	<u>Crime Rate (per 1,000 persons)</u>
Aggravated Assault	7	N/A
All Other Larceny	73	N/A
Arson	2	N/A
Burglary/Breaking & Entering	45	N/A
Counterfeiting/Forgery	12	N/A
Credit Card/Automatic Teller Fraud	6	N/A
Destruction/Damage/Vandalism of Property	73	N/A
Drug Equipment Violations	9	N/A
Drug/Narcotic Violations	166	N/A
Embezzlement	1	N/A
False Pretenses/Swindle/Confidence Game	27	N/A
Forcible Fondling	2	N/A
Forcible Rape	1	N/A
Impersonation	2	N/A
Intimidation	21	N/A
Kidnaping/Abduction	2	N/A
Motor Vehicle Theft	11	N/A
Pocket-picking	1	N/A
Robbery	1	N/A
Sexual Assault With An Object	2	N/A
Shoplifting	17	N/A
Simple Assault	58	N/A
Stolen Property Offenses	8	N/A
Theft From Building	3	N/A
Theft From Coin Operated Machine or Device	2	N/A
Theft From Motor Vehicle	12	N/A
Theft of Motor Vehicle Parts/Accessories	29	N/A
Weapon Law Violations	3	N/A

	<u>Index Offense Count</u>	<u>Crime Rate</u>	<u>Population</u>
Quincy SP	202		

So Charleston SP

<u>Offense</u>	<u>Offense Count</u>	<u>Crime Rate (per 1,000 persons)</u>
Aggravated Assault	34	N/A
All Other Larceny	125	N/A
Arson	1	N/A
Burglary/Breaking & Entering	92	N/A
Counterfeiting/Forgery	47	N/A
Credit Card/Automatic Teller Fraud	10	N/A
Destruction/Damage/Vandalism of Property	137	N/A
Drug Equipment Violations	55	N/A
Drug/Narcotic Violations	426	N/A
Embezzlement	4	N/A
False Pretenses/Swindle/Confidence Game	66	N/A
Forcible Fondling	10	N/A

Forcible Rape	6	N/A
Forcible Sodomy	4	N/A
Impersonation	18	N/A
Intimidation	52	N/A
Kidnaping/Abduction	1	N/A
Motor Vehicle Theft	40	N/A
Pornography/Obscene Material	3	N/A
Robbery	4	N/A
Sexual Assault With An Object	6	N/A
Shoplifting	12	N/A
Simple Assault	180	N/A
Stolen Property Offenses	30	N/A
Theft From Building	7	N/A
Theft From Motor Vehicle	19	N/A
Theft of Motor Vehicle Parts/Accessories	362	N/A
Weapon Law Violations	30	N/A

	<u>Index Offense Count</u>	<u>Crime Rate</u>	<u>Population</u>
So Charleston SP	701		

South Charleston PD

<u>Offense</u>	<u>Offense Count</u>	<u>Crime Rate (per 1,000 persons)</u>
Aggravated Assault	59	4.38
All Other Larceny	229	17.00
Arson	1	0.07
Assisting or Promoting Prostitution	1	0.07
Burglary/Breaking & Entering	139	10.32
Counterfeiting/Forgery	44	3.27
Credit Card/Automatic Teller Fraud	27	2.00
Destruction/Damage/Vandalism of Property	199	14.78
Drug Equipment Violations	9	0.67
Drug/Narcotic Violations	146	10.84
Embezzlement	4	0.30
False Pretenses/Swindle/Confidence Game	22	1.63
Forcible Fondling	4	0.30
Forcible Rape	3	0.22
Forcible Sodomy	2	0.15
Impersonation	1	0.07
Intimidation	30	2.23
Kidnaping/Abduction	5	0.37
Motor Vehicle Theft	32	2.38
Murder and Nonnegligent Manslaughter	1	0.07
Pornography/Obscene Material	3	0.22
Purse-snatching	2	0.15
Robbery	7	0.52
Sexual Assault With An Object	2	0.15
Shoplifting	118	8.76
Simple Assault	164	12.18
Stolen Property Offenses	22	1.63

Theft From Building	4	0.30
Theft From Motor Vehicle	92	6.83
Theft of Motor Vehicle Parts/Accessories	3	0.22
Weapon Law Violations	27	2.00
Wire Fraud	1	0.07

	<u>Index Offense Count</u>	<u>Crime Rate</u>	<u>Population</u>
South Charleston PD	689	51.16	13,467

St Albans PD

<u>Offense</u>	<u>Offense Count</u>	<u>Crime Rate (per 1,000 persons)</u>
Aggravated Assault	32	2.89
All Other Larceny	146	13.20
Arson	1	0.09
Burglary/Breaking & Entering	110	9.95
Counterfeiting/Forgery	15	1.36
Credit Card/Automatic Teller Fraud	20	1.81
Destruction/Damage/Vandalism of Property	173	15.64
Drug Equipment Violations	3	0.27
Drug/Narcotic Violations	49	4.43
Embezzlement	3	0.27
False Pretenses/Swindle/Confidence Game	24	2.17
Forcible Fondling	3	0.27
Impersonation	4	0.36
Intimidation	30	2.71
Kidnaping/Abduction	1	0.09
Motor Vehicle Theft	38	3.44
Murder and Nonnegligent Manslaughter	2	0.18
Pornography/Obscene Material	1	0.09
Purse-snatching	4	0.36
Robbery	1	0.09
Sexual Assault With An Object	2	0.18
Shoplifting	120	10.85
Simple Assault	126	11.39
Stolen Property Offenses	14	1.27
Theft From Building	27	2.44
Theft From Coin Operated Machine or Device	2	0.18
Theft From Motor Vehicle	142	12.84
Weapon Law Violations	7	0.63

	<u>Index Offense Count</u>	<u>Crime Rate</u>	<u>Population</u>
St Albans PD	624	56.43	11,058

tf Metro Drug Enforcement

<u>Offense</u>	<u>Offense Count</u>	<u>Crime Rate (per 1,000 persons)</u>
Burglary/Breaking & Entering	1	N/A
Counterfeiting/Forgery	1	N/A
Drug Equipment Violations	20	N/A
Drug/Narcotic Violations	262	N/A
False Pretenses/Swindle/Confidence Game	1	N/A

Intimidation	2	N/A
Stolen Property Offenses	3	N/A
Weapon Law Violations	6	N/A

	<u>Index Offense Count</u>	<u>Crime Rate</u>	<u>Population</u>
tf Metro Drug Enforcement	1		

Turnpike - Kanawha

<u>Offense</u>	<u>Offense Count</u>	<u>Crime Rate (per 1,000 persons)</u>
All Other Larceny	3	N/A
Counterfeiting/Forgery	1	N/A
Destruction/Damage/Vandalism of Property	3	N/A
Drug/Narcotic Violations	25	N/A
Simple Assault	1	N/A
Theft From Motor Vehicle	3	N/A
Weapon Law Violations	1	N/A

	<u>Index Offense Count</u>	<u>Crime Rate</u>	<u>Population</u>
Turnpike - Kanawha	6		

WV State University

<u>Offense</u>	<u>Offense Count</u>	<u>Crime Rate (per 1,000 persons)</u>
Aggravated Assault	2	N/A
All Other Larceny	8	N/A
Burglary/Breaking & Entering	5	N/A
Destruction/Damage/Vandalism of Property	4	N/A
Drug/Narcotic Violations	6	N/A
Forcible Fondling	1	N/A
Intimidation	7	N/A
Pornography/Obscene Material	1	N/A
Robbery	1	N/A
Shoplifting	1	N/A
Simple Assault	15	N/A
Theft From Motor Vehicle	1	N/A
Weapon Law Violations	2	N/A

	<u>Index Offense Count</u>	<u>Crime Rate</u>	<u>Population</u>
WV State University	18		

Lewis

Lewis Co SO

<u>Offense</u>	<u>Offense Count</u>	<u>Crime Rate (per 1,000 persons)</u>
Aggravated Assault	10	0.81
All Other Larceny	2	0.16
Burglary/Breaking & Entering	3	0.24
Counterfeiting/Forgery	4	0.33
Destruction/Damage/Vandalism of Property	4	0.33
Drug Equipment Violations	1	0.08
Drug/Narcotic Violations	7	0.57
Forcible Fondling	2	0.16

Intimidation	4	0.33
Motor Vehicle Theft	1	0.08
Murder and Nonnegligent Manslaughter	2	0.16
Sexual Assault With An Object	1	0.08
Shoplifting	1	0.08
Simple Assault	11	0.90
Theft From Building	3	0.24
Theft From Motor Vehicle	1	0.08
Theft of Motor Vehicle Parts/Accessories	1	0.08

	<u>Index Offense Count</u>	<u>Crime Rate</u>	<u>Population</u>
Lewis Co SO	24	1.95	12,278

Weston PD

<u>Offense</u>	<u>Offense Count</u>	<u>Crime Rate (per 1,000 persons)</u>
Aggravated Assault	1	0.24
All Other Larceny	3	0.73
Burglary/Breaking & Entering	2	0.49
Credit Card/Automatic Teller Fraud	2	0.49
Destruction/Damage/Vandalism of Property	4	0.97
Drug/Narcotic Violations	1	0.24
False Pretenses/Swindle/Confidence Game	2	0.49
Motor Vehicle Theft	2	0.49
Sexual Assault With An Object	1	0.24
Shoplifting	5	1.22
Simple Assault	14	3.40
Weapon Law Violations	1	0.24

	<u>Index Offense Count</u>	<u>Crime Rate</u>	<u>Population</u>
Weston PD	13	3.16	4,115

Weston SP

<u>Offense</u>	<u>Offense Count</u>	<u>Crime Rate (per 1,000 persons)</u>
Aggravated Assault	8	N/A
All Other Larceny	50	N/A
Burglary/Breaking & Entering	16	N/A
Counterfeiting/Forgery	11	N/A
Credit Card/Automatic Teller Fraud	2	N/A
Destruction/Damage/Vandalism of Property	30	N/A
Drug/Narcotic Violations	29	N/A
Embezzlement	1	N/A
False Pretenses/Swindle/Confidence Game	14	N/A
Forcible Rape	3	N/A
Forcible Sodomy	3	N/A
Impersonation	2	N/A
Intimidation	9	N/A
Motor Vehicle Theft	7	N/A
Sexual Assault With An Object	5	N/A
Shoplifting	8	N/A
Simple Assault	40	N/A

Stolen Property Offenses	3	N/A
Theft From Motor Vehicle	18	N/A
Theft of Motor Vehicle Parts/Accessories	1	N/A
Weapon Law Violations	3	N/A

	<u>Index Offense Count</u>	<u>Crime Rate</u>	<u>Population</u>
Weston SP	111		

Lincoln

Hamlin PD

<u>Offense</u>	<u>Offense Count</u>	<u>Crime Rate (per 1,000 persons)</u>
Aggravated Assault	23	20.12
All Other Larceny	6	5.25
Burglary/Breaking & Entering	3	2.62
Destruction/Damage/Vandalism of Property	5	4.37
Drug Equipment Violations	1	0.87
Drug/Narcotic Violations	12	10.50
Intimidation	1	0.87
Motor Vehicle Theft	1	0.87
Simple Assault	1	0.87
Stolen Property Offenses	2	1.75
Theft From Building	1	0.87
Theft of Motor Vehicle Parts/Accessories	1	0.87

	<u>Index Offense Count</u>	<u>Crime Rate</u>	<u>Population</u>
Hamlin PD	35	30.62	1,143

Hamlin SP

<u>Offense</u>	<u>Offense Count</u>	<u>Crime Rate (per 1,000 persons)</u>
Aggravated Assault	29	N/A
All Other Larceny	165	N/A
Arson	6	N/A
Burglary/Breaking & Entering	176	N/A
Counterfeiting/Forgery	23	N/A
Destruction/Damage/Vandalism of Property	174	N/A
Drug Equipment Violations	12	N/A
Drug/Narcotic Violations	153	N/A
Embezzlement	2	N/A
False Pretenses/Swindle/Confidence Game	15	N/A
Forcible Fondling	8	N/A
Forcible Rape	8	N/A
Impersonation	9	N/A
Intimidation	57	N/A
Kidnaping/Abduction	1	N/A
Motor Vehicle Theft	42	N/A
Murder and Nonnegligent Manslaughter	1	N/A
Robbery	2	N/A
Sexual Assault With An Object	5	N/A
Shoplifting	18	N/A

Simple Assault	122	N/A
Stolen Property Offenses	4	N/A
Theft From Motor Vehicle	9	N/A
Theft of Motor Vehicle Parts/Accessories	36	N/A
Weapon Law Violations	10	N/A
Wire Fraud	1	N/A

	<u>Index Offense Count</u>	<u>Crime Rate</u>	<u>Population</u>
Hamlin SP	486		

Lincoln Co SO

<u>Offense</u>	<u>Offense Count</u>	<u>Crime Rate (per 1,000 persons)</u>
Aggravated Assault	4	0.19
All Other Larceny	1	0.05

	<u>Index Offense Count</u>	<u>Crime Rate</u>	<u>Population</u>
Lincoln Co SO	5	0.24	20,605

Logan

Chapmanville PD

<u>Offense</u>	<u>Offense Count</u>	<u>Crime Rate (per 1,000 persons)</u>
Aggravated Assault	6	4.77
All Other Larceny	20	15.90
Burglary/Breaking & Entering	9	7.15
Counterfeiting/Forgery	3	2.38
Destruction/Damage/Vandalism of Property	25	19.87
Drug Equipment Violations	1	0.79
Drug/Narcotic Violations	60	47.69
False Pretenses/Swindle/Confidence Game	4	3.18
Impersonation	1	0.79
Intimidation	2	1.59
Motor Vehicle Theft	2	1.59
Shoplifting	28	22.26
Simple Assault	4	3.18
Stolen Property Offenses	1	0.79
Theft From Building	3	2.38
Theft From Motor Vehicle	7	5.56
Theft of Motor Vehicle Parts/Accessories	3	2.38
Weapon Law Violations	2	1.59

	<u>Index Offense Count</u>	<u>Crime Rate</u>	<u>Population</u>
Chapmanville PD	78	62.00	1,258

DNR - 5 - Logan

<u>Offense</u>	<u>Offense Count</u>	<u>Crime Rate (per 1,000 persons)</u>
Drug/Narcotic Violations	2	N/A
Weapon Law Violations	1	N/A

	<u>Index Offense Count</u>	<u>Crime Rate</u>	<u>Population</u>
DNR - 5 - Logan	0		

Logan Co SO

<u>Offense</u>	<u>Offense Count</u>	<u>Crime Rate (per 1,000 persons)</u>
Aggravated Assault	131	4.06
All Other Larceny	62	1.92
Arson	6	0.19
Burglary/Breaking & Entering	48	1.49
Counterfeiting/Forgery	5	0.16
Credit Card/Automatic Teller Fraud	1	0.03
Destruction/Damage/Vandalism of Property	64	1.98
Drug/Narcotic Violations	33	1.02
Embezzlement	1	0.03
False Pretenses/Swindle/Confidence Game	36	1.12
Forcible Fondling	2	0.06
Forcible Rape	3	0.09
Intimidation	14	0.43
Kidnaping/Abduction	1	0.03
Motor Vehicle Theft	7	0.22
Murder and Nonnegligent Manslaughter	2	0.06
Robbery	3	0.09
Shoplifting	6	0.19
Simple Assault	13	0.40
Stolen Property Offenses	4	0.12
Theft From Building	2	0.06
Theft From Motor Vehicle	5	0.16
Weapon Law Violations	6	0.19

	<u>Index Offense Count</u>	<u>Crime Rate</u>	<u>Population</u>
Logan Co SO	269	8.34	32,243

Logan PD

<u>Offense</u>	<u>Offense Count</u>	<u>Crime Rate (per 1,000 persons)</u>
Aggravated Assault	10	5.61
All Other Larceny	13	7.30
Arson	1	0.56
Burglary/Breaking & Entering	35	19.65
Counterfeiting/Forgery	7	3.93
Destruction/Damage/Vandalism of Property	50	28.07
Drug/Narcotic Violations	32	17.97
Embezzlement	2	1.12
False Pretenses/Swindle/Confidence Game	8	4.49
Impersonation	1	0.56
Intimidation	13	7.30
Motor Vehicle Theft	11	6.18
Purse-snatching	1	0.56
Robbery	2	1.12
Sexual Assault With An Object	1	0.56
Shoplifting	149	83.66
Simple Assault	69	38.74

Stolen Property Offenses	3	1.68
Theft From Building	37	20.77
Theft From Motor Vehicle	8	4.49
Theft of Motor Vehicle Parts/Accessories	8	4.49
Weapon Law Violations	6	3.37
Wire Fraud	1	0.56

	<u>Index Offense Count</u>	<u>Crime Rate</u>	<u>Population</u>
Logan PD	274	153.85	1,781

Logan SP

<u>Offense</u>	<u>Offense Count</u>	<u>Crime Rate (per 1,000 persons)</u>
Aggravated Assault	58	N/A
All Other Larceny	124	N/A
Arson	6	N/A
Assisting or Promoting Prostitution	1	N/A
Burglary/Breaking & Entering	206	N/A
Counterfeiting/Forgery	23	N/A
Credit Card/Automatic Teller Fraud	2	N/A
Destruction/Damage/Vandalism of Property	183	N/A
Drug Equipment Violations	3	N/A
Drug/Narcotic Violations	243	N/A
Embezzlement	1	N/A
False Pretenses/Swindle/Confidence Game	27	N/A
Forcible Fondling	4	N/A
Forcible Rape	3	N/A
Impersonation	7	N/A
Intimidation	32	N/A
Kidnaping/Abduction	2	N/A
Motor Vehicle Theft	72	N/A
Murder and Nonnegligent Manslaughter	1	N/A
Pornography/Obscene Material	2	N/A
Robbery	5	N/A
Sexual Assault With An Object	2	N/A
Shoplifting	23	N/A
Simple Assault	178	N/A
Stolen Property Offenses	8	N/A
Theft From Building	105	N/A
Theft From Motor Vehicle	37	N/A
Theft of Motor Vehicle Parts/Accessories	123	N/A
Weapon Law Violations	13	N/A
Wire Fraud	16	N/A

	<u>Index Offense Count</u>	<u>Crime Rate</u>	<u>Population</u>
Logan SP	757		

tf U S 119 Task Force

<u>Offense</u>	<u>Offense Count</u>	<u>Crime Rate (per 1,000 persons)</u>
Drug/Narcotic Violations	40	N/A
False Pretenses/Swindle/Confidence Game	2	N/A

Weapon Law Violations 4 N/A

tf U S 119 Task Force Index Offense Count Crime Rate Population
0

MARION

BCI - Fairmont

<u>Offense</u>	<u>Offense Count</u>	<u>Crime Rate (per 1,000 persons)</u>
Drug/Narcotic Violations	13	N/A
False Pretenses/Swindle/Confidence Game	2	N/A

BCI - Fairmont Index Offense Count Crime Rate Population
0

Fairmont Campus Police

<u>Offense</u>	<u>Offense Count</u>	<u>Crime Rate (per 1,000 persons)</u>
Burglary/Breaking & Entering	1	N/A
Destruction/Damage/Vandalism of Property	2	N/A
Drug/Narcotic Violations	2	N/A
Simple Assault	4	N/A
Stolen Property Offenses	1	N/A
Theft From Building	12	N/A
Theft From Motor Vehicle	7	N/A
Weapon Law Violations	1	N/A

Fairmont Campus Police Index Offense Count Crime Rate Population
20

Fairmont PD

<u>Offense</u>	<u>Offense Count</u>	<u>Crime Rate (per 1,000 persons)</u>
Aggravated Assault	32	1.71
All Other Larceny	132	7.05
Arson	8	0.43
Burglary/Breaking & Entering	136	7.26
Counterfeiting/Forgery	14	0.75
Credit Card/Automatic Teller Fraud	14	0.75
Destruction/Damage/Vandalism of Property	184	9.82
Drug Equipment Violations	1	0.05
Drug/Narcotic Violations	33	1.76
Embezzlement	11	0.59
False Pretenses/Swindle/Confidence Game	16	0.85
Forcible Fondling	9	0.48
Forcible Rape	9	0.48
Forcible Sodomy	1	0.05
Impersonation	2	0.11
Intimidation	7	0.37
Kidnaping/Abduction	1	0.05
Motor Vehicle Theft	25	1.33
Pornography/Obscene Material	1	0.05
Purse-snatching	1	0.05

Robbery	12	0.64
Shoplifting	33	1.76
Simple Assault	166	8.86
Statutory Rape	8	0.43
Stolen Property Offenses	4	0.21
Theft From Building	30	1.60
Theft From Motor Vehicle	92	4.91
Theft of Motor Vehicle Parts/Accessories	9	0.48
Weapon Law Violations	6	0.32

	<u>Index Offense Count</u>	<u>Crime Rate</u>	<u>Population</u>
Fairmont PD	511	27.29	18,728

Fairmont SP

<u>Offense</u>	<u>Offense Count</u>	<u>Crime Rate (per 1,000 persons)</u>
Aggravated Assault	7	N/A
All Other Larceny	67	N/A
Arson	1	N/A
Burglary/Breaking & Entering	50	N/A
Counterfeiting/Forgery	4	N/A
Credit Card/Automatic Teller Fraud	4	N/A
Destruction/Damage/Vandalism of Property	55	N/A
Drug/Narcotic Violations	14	N/A
Embezzlement	3	N/A
False Pretenses/Swindle/Confidence Game	9	N/A
Forcible Fondling	3	N/A
Forcible Rape	2	N/A
Impersonation	2	N/A
Intimidation	13	N/A
Motor Vehicle Theft	8	N/A
Negligent Manslaughter	1	N/A
Pornography/Obscene Material	1	N/A
Robbery	2	N/A
Sexual Assault With An Object	3	N/A
Shoplifting	4	N/A
Simple Assault	42	N/A
Stolen Property Offenses	3	N/A
Theft From Motor Vehicle	9	N/A
Theft of Motor Vehicle Parts/Accessories	16	N/A
Weapon Law Violations	3	N/A

	<u>Index Offense Count</u>	<u>Crime Rate</u>	<u>Population</u>
Fairmont SP	165		

Marion Co SO

<u>Offense</u>	<u>Offense Count</u>	<u>Crime Rate (per 1,000 persons)</u>
Aggravated Assault	39	1.26
All Other Larceny	52	1.68
Burglary/Breaking & Entering	27	0.87
Counterfeiting/Forgery	2	0.06

Destruction/Damage/Vandalism of Property	28	0.90
Drug/Narcotic Violations	36	1.16
False Pretenses/Swindle/Confidence Game	1	0.03
Forcible Fondling	4	0.13
Forcible Rape	3	0.10
Intimidation	8	0.26
Motor Vehicle Theft	9	0.29
Robbery	2	0.06
Sexual Assault With An Object	1	0.03
Shoplifting	7	0.23
Simple Assault	5	0.16
Stolen Property Offenses	1	0.03
Theft From Building	6	0.19
Theft From Coin Operated Machine or Device	1	0.03
Theft From Motor Vehicle	2	0.06
Weapon Law Violations	1	0.03

	<u>Index Offense Count</u>	<u>Crime Rate</u>	<u>Population</u>
Marion Co SO	148	4.77	31,014

Monongah PD

<u>Offense</u>	<u>Offense Count</u>	<u>Crime Rate (per 1,000 persons)</u>
Destruction/Damage/Vandalism of Property	1	0.96
Theft From Coin Operated Machine or Device	1	0.96

	<u>Index Offense Count</u>	<u>Crime Rate</u>	<u>Population</u>
Monongah PD	1	0.96	1,045

TF--3 RIVERS

<u>Offense</u>	<u>Offense Count</u>	<u>Crime Rate (per 1,000 persons)</u>
Burglary/Breaking & Entering	1	N/A
Drug Equipment Violations	2	N/A
Drug/Narcotic Violations	31	N/A
Weapon Law Violations	1	N/A

	<u>Index Offense Count</u>	<u>Crime Rate</u>	<u>Population</u>
TF--3 RIVERS	1		

Marshall

Benwood PD

<u>Offense</u>	<u>Offense Count</u>	<u>Crime Rate (per 1,000 persons)</u>
All Other Larceny	1	0.70
Drug/Narcotic Violations	3	2.11
Embezzlement	1	0.70
Intimidation	1	0.70
Robbery	1	0.70
Shoplifting	6	4.22
Simple Assault	4	2.81

	<u>Index Offense Count</u>	<u>Crime Rate</u>	<u>Population</u>
Benwood PD	8	5.63	1,422

Glen Dale PD

<u>Offense</u>	<u>Offense Count</u>	<u>Crime Rate (per 1,000 persons)</u>
Aggravated Assault	2	1.31
All Other Larceny	18	11.78
Burglary/Breaking & Entering	10	6.54
Counterfeiting/Forgery	1	0.65
Credit Card/Automatic Teller Fraud	1	0.65
Destruction/Damage/Vandalism of Property	31	20.29
Drug/Narcotic Violations	1	0.65
False Pretenses/Swindle/Confidence Game	1	0.65
Forcible Fondling	1	0.65
Impersonation	1	0.65
Incest	1	0.65
Intimidation	5	3.27
Motor Vehicle Theft	1	0.65
Simple Assault	3	1.96
Theft From Building	6	3.93
Theft From Motor Vehicle	4	2.62

Glen Dale PD	<u>Index Offense Count</u>	<u>Crime Rate</u>	<u>Population</u>
	41	26.83	1,528

Marshall Co SO

<u>Offense</u>	<u>Offense Count</u>	<u>Crime Rate (per 1,000 persons)</u>
Aggravated Assault	6	0.34
All Other Larceny	103	5.81
Arson	4	0.23
Burglary/Breaking & Entering	78	4.40
Counterfeiting/Forgery	5	0.28
Credit Card/Automatic Teller Fraud	11	0.62
Destruction/Damage/Vandalism of Property	172	9.71
Drug Equipment Violations	1	0.06
Drug/Narcotic Violations	41	2.31
False Pretenses/Swindle/Confidence Game	18	1.02
Forcible Fondling	4	0.23
Forcible Rape	2	0.11
Intimidation	88	4.97
Motor Vehicle Theft	19	1.07
Robbery	1	0.06
Simple Assault	122	6.89
Statutory Rape	1	0.06
Theft From Building	15	0.85
Theft From Motor Vehicle	41	2.31
Theft of Motor Vehicle Parts/Accessories	7	0.40
Weapon Law Violations	1	0.06

Marshall Co SO	<u>Index Offense Count</u>	<u>Crime Rate</u>	<u>Population</u>
	272	15.35	17,718

Moundsville PD

<u>Offense</u>	<u>Offense Count</u>	<u>Crime Rate (per 1,000 persons)</u>
Aggravated Assault	15	1.61
All Other Larceny	91	9.75
Arson	6	0.64
Assisting or Promoting Prostitution	1	0.11
Burglary/Breaking & Entering	108	11.58
Counterfeiting/Forgery	12	1.29
Credit Card/Automatic Teller Fraud	14	1.50
Destruction/Damage/Vandalism of Property	145	15.54
Drug/Narcotic Violations	38	4.07
Embezzlement	5	0.54
False Pretenses/Swindle/Confidence Game	25	2.68
Forcible Fondling	5	0.54
Intimidation	10	1.07
Motor Vehicle Theft	14	1.50
Pocket-picking	3	0.32
Pornography/Obscene Material	2	0.21
Prostitution	1	0.11
Purse-snatching	7	0.75
Robbery	6	0.64
Shoplifting	66	7.07
Simple Assault	171	18.33
Statutory Rape	3	0.32
Stolen Property Offenses	35	3.75
Theft From Building	26	2.79
Theft From Coin Operated Machine or Device	1	0.11
Theft From Motor Vehicle	90	9.65
Theft of Motor Vehicle Parts/Accessories	23	2.47
Weapon Law Violations	9	0.96

	<u>Index Offense Count</u>	<u>Crime Rate</u>	<u>Population</u>
Moundsville PD	450	48.23	9,330

Moundsville SP

<u>Offense</u>	<u>Offense Count</u>	<u>Crime Rate (per 1,000 persons)</u>
Aggravated Assault	1	N/A
Burglary/Breaking & Entering	6	N/A
Counterfeiting/Forgery	5	N/A
Destruction/Damage/Vandalism of Property	4	N/A
Drug Equipment Violations	1	N/A
Drug/Narcotic Violations	56	N/A
Embezzlement	1	N/A
False Pretenses/Swindle/Confidence Game	6	N/A
Forcible Fondling	5	N/A
Forcible Rape	1	N/A
Impersonation	1	N/A
Intimidation	5	N/A

Motor Vehicle Theft	3	N/A
Sexual Assault With An Object	2	N/A
Shoplifting	1	N/A
Simple Assault	23	N/A
Stolen Property Offenses	1	N/A
Theft From Building	14	N/A
Theft From Motor Vehicle	1	N/A
Theft of Motor Vehicle Parts/Accessories	4	N/A
Weapon Law Violations	2	N/A

	<u>Index Offense Count</u>	<u>Crime Rate</u>	<u>Population</u>
Moundsville SP	31		

Mason

Mason Co SO

<u>Offense</u>	<u>Offense Count</u>	<u>Crime Rate (per 1,000 persons)</u>
Aggravated Assault	6	0.31
All Other Larceny	20	1.02
Counterfeiting/Forgery	1	0.05
Destruction/Damage/Vandalism of Property	49	2.50
Drug/Narcotic Violations	1	0.05
Forcible Fondling	2	0.10
Intimidation	13	0.66
Motor Vehicle Theft	17	0.87
Shoplifting	1	0.05
Simple Assault	16	0.82
Theft From Building	112	5.72
Theft From Motor Vehicle	9	0.46
Weapon Law Violations	1	0.05

	<u>Index Offense Count</u>	<u>Crime Rate</u>	<u>Population</u>
Mason Co SO	165	8.42	19,586

Mason PD

<u>Offense</u>	<u>Offense Count</u>	<u>Crime Rate (per 1,000 persons)</u>
Burglary/Breaking & Entering	1	1.03
Forcible Fondling	1	1.03
Shoplifting	1	1.03
Simple Assault	4	4.13

	<u>Index Offense Count</u>	<u>Crime Rate</u>	<u>Population</u>
Mason PD	2	2.06	969

New Haven PD

<u>Offense</u>	<u>Offense Count</u>	<u>Crime Rate (per 1,000 persons)</u>
Aggravated Assault	1	0.64
Burglary/Breaking & Entering	1	0.64
Counterfeiting/Forgery	1	0.64
Destruction/Damage/Vandalism of Property	3	1.92
Drug/Narcotic Violations	3	1.92

Intimidation	1	0.64
Motor Vehicle Theft	1	0.64
Simple Assault	2	1.28
Theft From Building	2	1.28

	<u>Index Offense Count</u>	<u>Crime Rate</u>	<u>Population</u>
New Haven PD	5	3.20	1,562

Point Pleasant PD

<u>Offense</u>	<u>Offense Count</u>	<u>Crime Rate (per 1,000 persons)</u>
Aggravated Assault	6	1.38
All Other Larceny	96	22.04
Burglary/Breaking & Entering	40	9.18
Counterfeiting/Forgery	9	2.07
Credit Card/Automatic Teller Fraud	4	0.92
Destruction/Damage/Vandalism of Property	89	20.43
Drug Equipment Violations	1	0.23
Drug/Narcotic Violations	7	1.61
False Pretenses/Swindle/Confidence Game	8	1.84
Forcible Fondling	1	0.23
Forcible Sodomy	3	0.69
Intimidation	10	2.30
Motor Vehicle Theft	11	2.53
Robbery	9	2.07
Shoplifting	21	4.82
Simple Assault	54	12.40
Statutory Rape	1	0.23
Stolen Property Offenses	1	0.23
Theft From Building	2	0.46
Theft From Motor Vehicle	26	5.97
Theft of Motor Vehicle Parts/Accessories	2	0.46
Weapon Law Violations	2	0.46

	<u>Index Offense Count</u>	<u>Crime Rate</u>	<u>Population</u>
Point Pleasant PD	213	48.90	4,356

Point Pleasant SP

<u>Offense</u>	<u>Offense Count</u>	<u>Crime Rate (per 1,000 persons)</u>
Aggravated Assault	4	N/A
All Other Larceny	47	N/A
Burglary/Breaking & Entering	40	N/A
Counterfeiting/Forgery	6	N/A
Destruction/Damage/Vandalism of Property	31	N/A
Drug Equipment Violations	4	N/A
Drug/Narcotic Violations	49	N/A
Embezzlement	1	N/A
False Pretenses/Swindle/Confidence Game	9	N/A
Forcible Fondling	3	N/A
Forcible Rape	2	N/A
Forcible Sodomy	1	N/A

Impersonation	1	N/A
Intimidation	6	N/A
Motor Vehicle Theft	11	N/A
Pornography/Obscene Material	1	N/A
Sexual Assault With An Object	3	N/A
Shoplifting	3	N/A
Simple Assault	22	N/A
Stolen Property Offenses	1	N/A
Theft of Motor Vehicle Parts/Accessories	9	N/A
Weapon Law Violations	1	N/A

	<u>Index Offense Count</u>	<u>Crime Rate</u>	<u>Population</u>
Point Pleasant SP	116		

McDowell

DNR - 4 - McDowell

<u>Offense</u>	<u>Offense Count</u>	<u>Crime Rate (per 1,000 persons)</u>
All Other Larceny	1	N/A

	<u>Index Offense Count</u>	<u>Crime Rate</u>	<u>Population</u>
DNR - 4 - McDowell	1		

McDowell Co SO

<u>Offense</u>	<u>Offense Count</u>	<u>Crime Rate (per 1,000 persons)</u>
Aggravated Assault	22	1.40
All Other Larceny	39	2.48
Arson	8	0.51
Burglary/Breaking & Entering	36	2.29
Counterfeiting/Forgery	7	0.45
Destruction/Damage/Vandalism of Property	24	1.53
Drug/Narcotic Violations	67	4.27
False Pretenses/Swindle/Confidence Game	2	0.13
Forcible Fondling	1	0.06
Intimidation	30	1.91
Kidnaping/Abduction	1	0.06
Motor Vehicle Theft	9	0.57
Robbery	5	0.32
Simple Assault	52	3.31
Stolen Property Offenses	4	0.25
Theft From Building	27	1.72
Theft From Motor Vehicle	6	0.38
Theft of Motor Vehicle Parts/Accessories	2	0.13
Weapon Law Violations	5	0.32

	<u>Index Offense Count</u>	<u>Crime Rate</u>	<u>Population</u>
McDowell Co SO	146	9.29	15,708

Welch PD

<u>Offense</u>	<u>Offense Count</u>	<u>Crime Rate (per 1,000 persons)</u>
Aggravated Assault	5	2.08

All Other Larceny	2	0.83
Drug/Narcotic Violations	8	3.32
Robbery	1	0.42
Simple Assault	1	0.42
Theft From Building	3	1.25

	<u>Index Offense Count</u>	<u>Crime Rate</u>	<u>Population</u>
Welch PD	11	4.57	2,409

Welch SP

<u>Offense</u>	<u>Offense Count</u>	<u>Crime Rate (per 1,000 persons)</u>
Aggravated Assault	36	N/A
All Other Larceny	31	N/A
Arson	3	N/A
Burglary/Breaking & Entering	47	N/A
Counterfeiting/Forgery	2	N/A
Destruction/Damage/Vandalism of Property	28	N/A
Drug/Narcotic Violations	6	N/A
Embezzlement	3	N/A
Forcible Fondling	3	N/A
Forcible Rape	2	N/A
Intimidation	33	N/A
Motor Vehicle Theft	12	N/A
Murder and Nonnegligent Manslaughter	2	N/A
Sexual Assault With An Object	2	N/A
Shoplifting	3	N/A
Simple Assault	66	N/A
Statutory Rape	1	N/A
Theft From Building	2	N/A
Theft From Motor Vehicle	5	N/A
Theft of Motor Vehicle Parts/Accessories	11	N/A

	<u>Index Offense Count</u>	<u>Crime Rate</u>	<u>Population</u>
Welch SP	151		

Mercer

BCI - Bluefield

<u>Offense</u>	<u>Offense Count</u>	<u>Crime Rate (per 1,000 persons)</u>
Aggravated Assault	1	N/A
Drug/Narcotic Violations	236	N/A
Prostitution	9	N/A
Weapon Law Violations	1	N/A

	<u>Index Offense Count</u>	<u>Crime Rate</u>	<u>Population</u>
BCI - Bluefield	1		

Bluefield PD

<u>Offense</u>	<u>Offense Count</u>	<u>Crime Rate (per 1,000 persons)</u>
Aggravated Assault	33	3.15
All Other Larceny	103	9.85

Arson	4	0.38
Assisting or Promoting Prostitution	14	1.34
Burglary/Breaking & Entering	85	8.13
Counterfeiting/Forgery	11	1.05
Credit Card/Automatic Teller Fraud	5	0.48
Destruction/Damage/Vandalism of Property	157	15.01
Drug/Narcotic Violations	56	5.35
False Pretenses/Swindle/Confidence Game	6	0.57
Forcible Fondling	2	0.19
Forcible Rape	1	0.10
Forcible Sodomy	1	0.10
Impersonation	1	0.10
Intimidation	26	2.49
Kidnaping/Abduction	1	0.10
Motor Vehicle Theft	13	1.24
Murder and Nonnegligent Manslaughter	3	0.29
Pocket-picking	2	0.19
Prostitution	3	0.29
Robbery	8	0.76
Sexual Assault With An Object	2	0.19
Shoplifting	10	0.96
Simple Assault	139	13.29
Stolen Property Offenses	8	0.76
Theft From Building	50	4.78
Theft From Coin Operated Machine or Device	4	0.38
Theft From Motor Vehicle	33	3.15
Theft of Motor Vehicle Parts/Accessories	16	1.53
Weapon Law Violations	8	0.76

	<u>Index Offense Count</u>	<u>Crime Rate</u>	<u>Population</u>
Bluefield PD	361	34.51	10,460

Concord College Security

<u>Offense</u>	<u>Offense Count</u>	<u>Crime Rate (per 1,000 persons)</u>
Aggravated Assault	1	N/A
All Other Larceny	1	N/A
Burglary/Breaking & Entering	7	N/A
Destruction/Damage/Vandalism of Property	3	N/A
Drug/Narcotic Violations	8	N/A
Forcible Rape	2	N/A
Forcible Sodomy	1	N/A
Intimidation	3	N/A
Simple Assault	4	N/A
Stolen Property Offenses	1	N/A
Theft From Building	4	N/A
Theft of Motor Vehicle Parts/Accessories	1	N/A

	<u>Index Offense Count</u>	<u>Crime Rate</u>	<u>Population</u>
Concord College Security	16		

Mercer Co SO

<u>Offense</u>	<u>Offense Count</u>	<u>Crime Rate (per 1,000 persons)</u>
Aggravated Assault	49	1.12
All Other Larceny	64	1.46
Arson	4	0.09
Burglary/Breaking & Entering	237	5.41
Counterfeiting/Forgery	26	0.59
Destruction/Damage/Vandalism of Property	236	5.39
Drug Equipment Violations	2	0.05
Drug/Narcotic Violations	88	2.01
Embezzlement	5	0.11
False Pretenses/Swindle/Confidence Game	33	0.75
Forcible Fondling	6	0.14
Forcible Rape	1	0.02
Forcible Sodomy	5	0.11
Impersonation	10	0.23
Intimidation	33	0.75
Kidnaping/Abduction	1	0.02
Motor Vehicle Theft	54	1.23
Murder and Nonnegligent Manslaughter	2	0.05
Pornography/Obscene Material	2	0.05
Prostitution	2	0.05
Purse-snatching	1	0.02
Robbery	12	0.27
Sexual Assault With An Object	1	0.02
Shoplifting	67	1.53
Simple Assault	170	3.88
Stolen Property Offenses	13	0.30
Theft From Building	94	2.15
Theft From Coin Operated Machine or Device	9	0.21
Theft From Motor Vehicle	75	1.71
Theft of Motor Vehicle Parts/Accessories	28	0.64
Weapon Law Violations	17	0.39

	<u>Index Offense Count</u>	<u>Crime Rate</u>	<u>Population</u>
Mercer Co SO	693	15.82	43,804

Princeton PD

<u>Offense</u>	<u>Offense Count</u>	<u>Crime Rate (per 1,000 persons)</u>
Aggravated Assault	22	3.42
All Other Larceny	165	25.62
Assisting or Promoting Prostitution	2	0.31
Burglary/Breaking & Entering	78	12.11
Counterfeiting/Forgery	38	5.90
Credit Card/Automatic Teller Fraud	2	0.31
Destruction/Damage/Vandalism of Property	177	27.48
Drug/Narcotic Violations	61	9.47
Embezzlement	6	0.93

False Pretenses/Swindle/Confidence Game	18	2.80
Forcible Fondling	1	0.16
Forcible Rape	1	0.16
Intimidation	38	5.90
Kidnaping/Abduction	1	0.16
Motor Vehicle Theft	12	1.86
Murder and Nonnegligent Manslaughter	1	0.16
Prostitution	12	1.86
Purse-snatching	7	1.09
Robbery	12	1.86
Shoplifting	63	9.78
Simple Assault	135	20.96
Stolen Property Offenses	3	0.47
Theft From Building	9	1.40
Theft From Coin Operated Machine or Device	6	0.93
Theft From Motor Vehicle	39	6.06
Theft of Motor Vehicle Parts/Accessories	23	3.57
Weapon Law Violations	17	2.64

	<u>Index Offense Count</u>	<u>Crime Rate</u>	<u>Population</u>
Princeton PD	438	68.01	6,440

Princeton SP

<u>Offense</u>	<u>Offense Count</u>	<u>Crime Rate (per 1,000 persons)</u>
Aggravated Assault	20	N/A
All Other Larceny	195	N/A
Burglary/Breaking & Entering	122	N/A
Counterfeiting/Forgery	27	N/A
Credit Card/Automatic Teller Fraud	1	N/A
Destruction/Damage/Vandalism of Property	146	N/A
Drug Equipment Violations	1	N/A
Drug/Narcotic Violations	35	N/A
Embezzlement	13	N/A
False Pretenses/Swindle/Confidence Game	42	N/A
Forcible Fondling	3	N/A
Forcible Rape	4	N/A
Forcible Sodomy	1	N/A
Impersonation	9	N/A
Incest	1	N/A
Intimidation	51	N/A
Kidnaping/Abduction	1	N/A
Motor Vehicle Theft	24	N/A
Murder and Nonnegligent Manslaughter	2	N/A
Negligent Manslaughter	1	N/A
Robbery	3	N/A
Sexual Assault With An Object	1	N/A
Shoplifting	40	N/A
Simple Assault	136	N/A
Statutory Rape	3	N/A

Stolen Property Offenses	4	N/A
Theft From Motor Vehicle	84	N/A
Theft of Motor Vehicle Parts/Accessories	3	N/A
Weapon Law Violations	10	N/A
Welfare Fraud	1	N/A

	<u>Index Offense Count</u>	<u>Crime Rate</u>	<u>Population</u>
Princeton SP	497		

Turnpike - Mercer

<u>Offense</u>	<u>Offense Count</u>	<u>Crime Rate (per 1,000 persons)</u>
Destruction/Damage/Vandalism of Property	1	N/A
Drug/Narcotic Violations	10	N/A
False Pretenses/Swindle/Confidence Game	1	N/A
Motor Vehicle Theft	1	N/A
Simple Assault	1	N/A
Stolen Property Offenses	1	N/A

	<u>Index Offense Count</u>	<u>Crime Rate</u>	<u>Population</u>
Turnpike - Mercer	1		

Mineral

DNR - 2 - Mineral

<u>Offense</u>	<u>Offense Count</u>	<u>Crime Rate (per 1,000 persons)</u>
Drug/Narcotic Violations	1	N/A

	<u>Index Offense Count</u>	<u>Crime Rate</u>	<u>Population</u>
DNR - 2 - Mineral	0		

Keyser PD

<u>Offense</u>	<u>Offense Count</u>	<u>Crime Rate (per 1,000 persons)</u>
Aggravated Assault	4	0.73
All Other Larceny	5	0.92
Burglary/Breaking & Entering	32	5.88
Counterfeiting/Forgery	2	0.37
Credit Card/Automatic Teller Fraud	3	0.55
Destruction/Damage/Vandalism of Property	47	8.63
Drug Equipment Violations	7	1.29
Drug/Narcotic Violations	43	7.90
False Pretenses/Swindle/Confidence Game	8	1.47
Forcible Fondling	2	0.37
Forcible Rape	2	0.37
Forcible Sodomy	1	0.18
Motor Vehicle Theft	4	0.73
Robbery	2	0.37
Sexual Assault With An Object	1	0.18
Shoplifting	20	3.67
Simple Assault	39	7.16
Theft From Building	76	13.96
Theft From Motor Vehicle	14	2.57

Theft of Motor Vehicle Parts/Accessories	6	1.10
Weapon Law Violations	1	0.18

	<u>Index Offense Count</u>	<u>Crime Rate</u>	<u>Population</u>
Keyser PD	165	30.30	5,446

Keyser SP

<u>Offense</u>	<u>Offense Count</u>	<u>Crime Rate (per 1,000 persons)</u>
Aggravated Assault	14	N/A
All Other Larceny	103	N/A
Arson	4	N/A
Burglary/Breaking & Entering	97	N/A
Counterfeiting/Forgery	22	N/A
Credit Card/Automatic Teller Fraud	1	N/A
Destruction/Damage/Vandalism of Property	99	N/A
Drug Equipment Violations	1	N/A
Drug/Narcotic Violations	62	N/A
Embezzlement	1	N/A
Extortion/Blackmail	1	N/A
False Pretenses/Swindle/Confidence Game	20	N/A
Forcible Fondling	4	N/A
Forcible Rape	4	N/A
Impersonation	3	N/A
Intimidation	44	N/A
Motor Vehicle Theft	10	N/A
Murder and Nonnegligent Manslaughter	1	N/A
Pornography/Obscene Material	1	N/A
Purse-snatching	1	N/A
Robbery	1	N/A
Sexual Assault With An Object	3	N/A
Shoplifting	16	N/A
Simple Assault	97	N/A
Stolen Property Offenses	7	N/A
Theft From Building	6	N/A
Theft From Motor Vehicle	12	N/A
Theft of Motor Vehicle Parts/Accessories	8	N/A
Weapon Law Violations	4	N/A

	<u>Index Offense Count</u>	<u>Crime Rate</u>	<u>Population</u>
Keyser SP	273		

Mineral Co SO

<u>Offense</u>	<u>Offense Count</u>	<u>Crime Rate (per 1,000 persons)</u>
Aggravated Assault	30	1.41
All Other Larceny	9	0.42
Burglary/Breaking & Entering	10	0.47
Counterfeiting/Forgery	4	0.19
Credit Card/Automatic Teller Fraud	2	0.09
Destruction/Damage/Vandalism of Property	29	1.36
Drug Equipment Violations	3	0.14

Drug/Narcotic Violations	48	2.26
Embezzlement	1	0.05
False Pretenses/Swindle/Confidence Game	10	0.47
Forcible Fondling	3	0.14
Forcible Rape	2	0.09
Incest	1	0.05
Intimidation	8	0.38
Robbery	4	0.19
Sexual Assault With An Object	2	0.09
Shoplifting	14	0.66
Simple Assault	70	3.29
Statutory Rape	1	0.05
Theft From Building	11	0.52
Theft From Motor Vehicle	1	0.05
Theft of Motor Vehicle Parts/Accessories	4	0.19
Weapon Law Violations	1	0.05

	<u>Index Offense Count</u>	<u>Crime Rate</u>	<u>Population</u>
Mineral Co SO	85	4.00	21,249

Potomac State College Police

<u>Offense</u>	<u>Offense Count</u>	<u>Crime Rate (per 1,000 persons)</u>
Aggravated Assault	6	N/A
All Other Larceny	6	N/A
Arson	1	N/A
Betting/Wagering	1	N/A
Burglary/Breaking & Entering	3	N/A
Counterfeiting/Forgery	1	N/A
Destruction/Damage/Vandalism of Property	6	N/A
Drug/Narcotic Violations	15	N/A
False Pretenses/Swindle/Confidence Game	3	N/A
Forcible Fondling	1	N/A
Intimidation	1	N/A
Simple Assault	2	N/A
Theft From Building	1	N/A
Theft From Coin Operated Machine or Device	1	N/A

	<u>Index Offense Count</u>	<u>Crime Rate</u>	<u>Population</u>
Potomac State College Police	17		

Mingo

DNR - 5 - Mingo

<u>Offense</u>	<u>Offense Count</u>	<u>Crime Rate (per 1,000 persons)</u>
Weapon Law Violations	1	N/A

	<u>Index Offense Count</u>	<u>Crime Rate</u>	<u>Population</u>
DNR - 5 - Mingo	0		

Gilbert SP

<u>Offense</u>	<u>Offense Count</u>	<u>Crime Rate (per 1,000 persons)</u>
----------------	----------------------	---------------------------------------

Aggravated Assault	10	N/A
All Other Larceny	40	N/A
Arson	3	N/A
Burglary/Breaking & Entering	32	N/A
Credit Card/Automatic Teller Fraud	1	N/A
Destruction/Damage/Vandalism of Property	21	N/A
Drug/Narcotic Violations	17	N/A
Embezzlement	1	N/A
False Pretenses/Swindle/Confidence Game	10	N/A
Forcible Rape	2	N/A
Impersonation	1	N/A
Intimidation	13	N/A
Motor Vehicle Theft	12	N/A
Purse-snatching	1	N/A
Robbery	2	N/A
Sexual Assault With An Object	1	N/A
Shoplifting	6	N/A
Simple Assault	37	N/A
Stolen Property Offenses	1	N/A
Theft of Motor Vehicle Parts/Accessories	11	N/A
Weapon Law Violations	1	N/A

	<u>Index Offense Count</u>	<u>Crime Rate</u>	<u>Population</u>
Gilbert SP	116		

Mingo Co SO

<u>Offense</u>	<u>Offense Count</u>	<u>Crime Rate (per 1,000 persons)</u>
Aggravated Assault	1	0.05
Assisting or Promoting Prostitution	1	0.05
Burglary/Breaking & Entering	5	0.23
Destruction/Damage/Vandalism of Property	7	0.32
Drug/Narcotic Violations	4	0.18
Forcible Fondling	1	0.05
Intimidation	13	0.60
Motor Vehicle Theft	3	0.14
Simple Assault	43	1.98
Theft From Building	2	0.09
Theft From Motor Vehicle	1	0.05

	<u>Index Offense Count</u>	<u>Crime Rate</u>	<u>Population</u>
Mingo Co SO	12	0.55	21,740

Williamson PD

<u>Offense</u>	<u>Offense Count</u>	<u>Crime Rate (per 1,000 persons)</u>
Aggravated Assault	7	2.19
All Other Larceny	14	4.38
Burglary/Breaking & Entering	11	3.44
Counterfeiting/Forgery	2	0.63
Credit Card/Automatic Teller Fraud	1	0.31
Destruction/Damage/Vandalism of Property	22	6.89

Drug/Narcotic Violations	5	1.56
False Pretenses/Swindle/Confidence Game	4	1.25
Forcible Fondling	1	0.31
Motor Vehicle Theft	5	1.56
Pocket-picking	1	0.31
Purse-snatching	1	0.31
Robbery	3	0.94
Sexual Assault With An Object	1	0.31
Simple Assault	26	8.14
Stolen Property Offenses	1	0.31
Theft From Building	2	0.63
Theft From Coin Operated Machine or Device	1	0.31
Theft From Motor Vehicle	4	1.25
Weapon Law Violations	1	0.31

	<u>Index Offense Count</u>	<u>Crime Rate</u>	<u>Population</u>
Williamson PD	49	15.34	3,195

Williamson SP

<u>Offense</u>	<u>Offense Count</u>	<u>Crime Rate (per 1,000 persons)</u>
Aggravated Assault	24	N/A
All Other Larceny	39	N/A
Arson	3	N/A
Burglary/Breaking & Entering	44	N/A
Counterfeiting/Forgery	8	N/A
Destruction/Damage/Vandalism of Property	57	N/A
Drug/Narcotic Violations	62	N/A
Forcible Fondling	2	N/A
Forcible Rape	3	N/A
Forcible Sodomy	1	N/A
Impersonation	4	N/A
Intimidation	9	N/A
Motor Vehicle Theft	27	N/A
Prostitution	3	N/A
Robbery	3	N/A
Sexual Assault With An Object	1	N/A
Simple Assault	49	N/A
Statutory Rape	1	N/A
Stolen Property Offenses	2	N/A
Theft From Building	2	N/A
Theft From Motor Vehicle	7	N/A
Theft of Motor Vehicle Parts/Accessories	34	N/A
Weapon Law Violations	5	N/A

	<u>Index Offense Count</u>	<u>Crime Rate</u>	<u>Population</u>
Williamson SP	183		

Monongalia

Granville PD

<u>Offense</u>	<u>Offense Count</u>	<u>Crime Rate (per 1,000 persons)</u>
Aggravated Assault	11	14.07
All Other Larceny	31	39.64
Burglary/Breaking & Entering	6	7.67
Counterfeiting/Forgery	4	5.12
Credit Card/Automatic Teller Fraud	9	11.51
Destruction/Damage/Vandalism of Property	8	10.23
Drug/Narcotic Violations	17	21.74
Embezzlement	4	5.12
False Pretenses/Swindle/Confidence Game	1	1.28
Forcible Fondling	2	2.56
Intimidation	2	2.56
Motor Vehicle Theft	1	1.28
Sexual Assault With An Object	1	1.28
Shoplifting	29	37.08
Simple Assault	1	1.28
Stolen Property Offenses	5	6.39
Theft From Motor Vehicle	1	1.28
Weapon Law Violations	1	1.28

	<u>Index Offense Count</u>	<u>Crime Rate</u>	<u>Population</u>
Granville PD	79	101.02	782

Monongalia Co SO

<u>Offense</u>	<u>Offense Count</u>	<u>Crime Rate (per 1,000 persons)</u>
Aggravated Assault	108	1.80
All Other Larceny	327	5.45
Arson	1	0.02
Burglary/Breaking & Entering	157	2.62
Counterfeiting/Forgery	9	0.15
Credit Card/Automatic Teller Fraud	32	0.53
Destruction/Damage/Vandalism of Property	157	2.62
Drug/Narcotic Violations	37	0.62
Embezzlement	5	0.08
False Pretenses/Swindle/Confidence Game	24	0.40
Forcible Fondling	8	0.13
Forcible Rape	5	0.08
Impersonation	4	0.07
Incest	2	0.03
Intimidation	17	0.28
Motor Vehicle Theft	18	0.30
Murder and Nonnegligent Manslaughter	2	0.03
Robbery	11	0.18
Sexual Assault With An Object	1	0.02
Shoplifting	40	0.67
Simple Assault	26	0.43
Stolen Property Offenses	7	0.12
Theft From Building	3	0.05
Theft From Motor Vehicle	16	0.27

Theft of Motor Vehicle Parts/Accessories	1	0.02
Weapon Law Violations	6	0.10
Welfare Fraud	1	0.02

	<u>Index</u>	<u>Offense Count</u>	<u>Crime Rate</u>	<u>Population</u>
Monongalia Co SO		688	11.46	60,017

Morgantown PD

<u>Offense</u>	<u>Offense Count</u>	<u>Crime Rate (per 1,000 persons)</u>
Aggravated Assault	65	2.19
All Other Larceny	294	9.90
Arson	3	0.10
Burglary/Breaking & Entering	263	8.86
Counterfeiting/Forgery	41	1.38
Credit Card/Automatic Teller Fraud	45	1.52
Destruction/Damage/Vandalism of Property	572	19.26
Drug Equipment Violations	1	0.03
Drug/Narcotic Violations	98	3.30
Embezzlement	11	0.37
Extortion/Blackmail	1	0.03
False Pretenses/Swindle/Confidence Game	16	0.54
Forcible Fondling	3	0.10
Forcible Rape	13	0.44
Forcible Sodomy	2	0.07
Impersonation	4	0.13
Intimidation	43	1.45
Kidnaping/Abduction	1	0.03
Motor Vehicle Theft	33	1.11
Murder and Nonnegligent Manslaughter	2	0.07
Pocket-picking	1	0.03
Purse-snatching	1	0.03
Robbery	28	0.94
Sexual Assault With An Object	3	0.10
Shoplifting	85	2.86
Simple Assault	200	6.73
Stolen Property Offenses	5	0.17
Theft From Building	62	2.09
Theft From Coin Operated Machine or Device	1	0.03
Theft From Motor Vehicle	220	7.41
Theft of Motor Vehicle Parts/Accessories	58	1.95
Weapon Law Violations	16	0.54

	<u>Index</u>	<u>Offense Count</u>	<u>Crime Rate</u>	<u>Population</u>
Morgantown PD		1,126	37.92	29,698

Morgantown SP

<u>Offense</u>	<u>Offense Count</u>	<u>Crime Rate (per 1,000 persons)</u>
Aggravated Assault	60	N/A
All Other Larceny	170	N/A
Arson	2	N/A

Burglary/Breaking & Entering	201	N/A
Counterfeiting/Forgery	48	N/A
Credit Card/Automatic Teller Fraud	3	N/A
Destruction/Damage/Vandalism of Property	220	N/A
Drug Equipment Violations	1	N/A
Drug/Narcotic Violations	27	N/A
Embezzlement	11	N/A
False Pretenses/Swindle/Confidence Game	49	N/A
Forcible Fondling	1	N/A
Forcible Rape	6	N/A
Forcible Sodomy	3	N/A
Impersonation	4	N/A
Incest	1	N/A
Intimidation	32	N/A
Kidnaping/Abduction	3	N/A
Motor Vehicle Theft	43	N/A
Murder and Nonnegligent Manslaughter	1	N/A
Purse-snatching	2	N/A
Robbery	11	N/A
Sexual Assault With An Object	3	N/A
Shoplifting	70	N/A
Simple Assault	106	N/A
Statutory Rape	2	N/A
Stolen Property Offenses	3	N/A
Theft From Building	13	N/A
Theft From Motor Vehicle	86	N/A
Theft of Motor Vehicle Parts/Accessories	70	N/A
Weapon Law Violations	3	N/A

	<u>Index Offense Count</u>	<u>Crime Rate</u>	<u>Population</u>
Morgantown SP	733		

tf Monongalia Valley Drug

<u>Offense</u>	<u>Offense Count</u>	<u>Crime Rate (per 1,000 persons)</u>
Arson	1	N/A
Drug/Narcotic Violations	18	N/A

	<u>Index Offense Count</u>	<u>Crime Rate</u>	<u>Population</u>
tf Monongalia Valley Drug	0		

Westover PD

<u>Offense</u>	<u>Offense Count</u>	<u>Crime Rate (per 1,000 persons)</u>
Aggravated Assault	20	5.02
All Other Larceny	7	1.76
Arson	1	0.25
Burglary/Breaking & Entering	7	1.76
Counterfeiting/Forgery	1	0.25
Credit Card/Automatic Teller Fraud	2	0.50
Destruction/Damage/Vandalism of Property	5	1.25
Drug/Narcotic Violations	4	1.00

Embezzlement	1	0.25
Forcible Fondling	3	0.75
Forcible Rape	2	0.50
Intimidation	3	0.75
Motor Vehicle Theft	4	1.00
Shoplifting	3	0.75
Simple Assault	2	0.50
Theft From Building	1	0.25
Theft From Motor Vehicle	1	0.25
Weapon Law Violations	2	0.50

	<u>Index Offense Count</u>	<u>Crime Rate</u>	<u>Population</u>
Westover PD	45	11.28	3,988

WV University - Police

<u>Offense</u>	<u>Offense Count</u>	<u>Crime Rate (per 1,000 persons)</u>
Aggravated Assault	37	N/A
All Other Larceny	44	N/A
Arson	3	N/A
Burglary/Breaking & Entering	7	N/A
Counterfeiting/Forgery	5	N/A
Destruction/Damage/Vandalism of Property	119	N/A
Drug Equipment Violations	3	N/A
Drug/Narcotic Violations	196	N/A
Embezzlement	3	N/A
False Pretenses/Swindle/Confidence Game	17	N/A
Forcible Fondling	1	N/A
Forcible Rape	4	N/A
Impersonation	1	N/A
Intimidation	22	N/A
Motor Vehicle Theft	3	N/A
Pocket-picking	2	N/A
Purse-snatching	2	N/A
Robbery	4	N/A
Simple Assault	39	N/A
Stolen Property Offenses	2	N/A
Theft From Building	116	N/A
Theft From Motor Vehicle	26	N/A
Theft of Motor Vehicle Parts/Accessories	3	N/A
Wire Fraud	1	N/A

	<u>Index Offense Count</u>	<u>Crime Rate</u>	<u>Population</u>
WV University - Police	248		

Monroe

Alderson PD

<u>Offense</u>	<u>Offense Count</u>	<u>Crime Rate (per 1,000 persons)</u>
All Other Larceny	4	3.37
Destruction/Damage/Vandalism of Property	3	2.53

Drug/Narcotic Violations	2	1.69
Intimidation	3	2.53
Motor Vehicle Theft	1	0.84
Simple Assault	1	0.84
Theft From Building	1	0.84

	<u>Index Offense Count</u>	<u>Crime Rate</u>	<u>Population</u>
Alderson PD	6	5.06	1,186

Monroe Co SO

<u>Offense</u>	<u>Offense Count</u>	<u>Crime Rate (per 1,000 persons)</u>
Aggravated Assault	4	0.30
All Other Larceny	11	0.83
Arson	2	0.15
Burglary/Breaking & Entering	14	1.05
Counterfeiting/Forgery	1	0.08
Destruction/Damage/Vandalism of Property	14	1.05
Drug Equipment Violations	1	0.08
Drug/Narcotic Violations	2	0.15
False Pretenses/Swindle/Confidence Game	2	0.15
Forcible Fondling	1	0.08
Forcible Rape	1	0.08
Intimidation	6	0.45
Kidnaping/Abduction	2	0.15
Motor Vehicle Theft	1	0.08
Simple Assault	17	1.28
Theft From Building	10	0.75
Theft From Motor Vehicle	3	0.23
Theft of Motor Vehicle Parts/Accessories	2	0.15
Weapon Law Violations	3	0.23

	<u>Index Offense Count</u>	<u>Crime Rate</u>	<u>Population</u>
Monroe Co SO	46	3.45	13,318

Union SP

<u>Offense</u>	<u>Offense Count</u>	<u>Crime Rate (per 1,000 persons)</u>
Aggravated Assault	5	N/A
All Other Larceny	25	N/A
Burglary/Breaking & Entering	29	N/A
Counterfeiting/Forgery	27	N/A
Destruction/Damage/Vandalism of Property	17	N/A
Drug/Narcotic Violations	37	N/A
Embezzlement	1	N/A
Extortion/Blackmail	1	N/A
False Pretenses/Swindle/Confidence Game	9	N/A
Forcible Fondling	2	N/A
Impersonation	2	N/A
Intimidation	5	N/A
Motor Vehicle Theft	4	N/A
Sexual Assault With An Object	1	N/A

Simple Assault	15	N/A
Statutory Rape	1	N/A
Stolen Property Offenses	2	N/A
Theft From Building	3	N/A
Theft From Motor Vehicle	7	N/A
Theft of Motor Vehicle Parts/Accessories	8	N/A
Weapon Law Violations	3	N/A

	<u>Index Offense Count</u>	<u>Crime Rate</u>	<u>Population</u>
Union SP	81		

Morgan

Berkeley Springs SP

<u>Offense</u>	<u>Offense Count</u>	<u>Crime Rate (per 1,000 persons)</u>
Aggravated Assault	6	N/A
All Other Larceny	37	N/A
Burglary/Breaking & Entering	36	N/A
Counterfeiting/Forgery	3	N/A
Destruction/Damage/Vandalism of Property	49	N/A
Drug/Narcotic Violations	7	N/A
Embezzlement	1	N/A
False Pretenses/Swindle/Confidence Game	10	N/A
Intimidation	13	N/A
Motor Vehicle Theft	8	N/A
Shoplifting	5	N/A
Simple Assault	27	N/A
Stolen Property Offenses	1	N/A
Theft From Building	9	N/A
Theft From Coin Operated Machine or Device	1	N/A
Theft From Motor Vehicle	8	N/A
Theft of Motor Vehicle Parts/Accessories	17	N/A
Wire Fraud	1	N/A

	<u>Index Offense Count</u>	<u>Crime Rate</u>	<u>Population</u>
Berkeley Springs SP	127		

DNR - 2 - Morgan

<u>Offense</u>	<u>Offense Count</u>	<u>Crime Rate (per 1,000 persons)</u>
Weapon Law Violations	2	N/A

	<u>Index Offense Count</u>	<u>Crime Rate</u>	<u>Population</u>
DNR - 2 - Morgan	0		

Morgan Co SO

<u>Offense</u>	<u>Offense Count</u>	<u>Crime Rate (per 1,000 persons)</u>
Aggravated Assault	12	0.73
All Other Larceny	71	4.32
Burglary/Breaking & Entering	81	4.93
Counterfeiting/Forgery	11	0.67
Credit Card/Automatic Teller Fraud	1	0.06

Destruction/Damage/Vandalism of Property	94	5.72
Drug/Narcotic Violations	67	4.08
Extortion/Blackmail	1	0.06
False Pretenses/Swindle/Confidence Game	14	0.85
Forcible Fondling	4	0.24
Forcible Rape	2	0.12
Forcible Sodomy	1	0.06
Impersonation	6	0.37
Incest	1	0.06
Intimidation	22	1.34
Motor Vehicle Theft	15	0.91
Pornography/Obscene Material	3	0.18
Robbery	3	0.18
Sexual Assault With An Object	1	0.06
Shoplifting	6	0.37
Simple Assault	79	4.81
Stolen Property Offenses	3	0.18
Theft From Building	4	0.24
Theft From Coin Operated Machine or Device	1	0.06
Theft From Motor Vehicle	3	0.18
Theft of Motor Vehicle Parts/Accessories	4	0.24
Weapon Law Violations	3	0.18

	<u>Index Offense Count</u>	<u>Crime Rate</u>	<u>Population</u>
Morgan Co SO	202	12.30	16,429

Nicholas

DNR - 3 - Nicholas

<u>Offense</u>	<u>Offense Count</u>	<u>Crime Rate (per 1,000 persons)</u>
Drug/Narcotic Violations	2	N/A
Weapon Law Violations	1	N/A

	<u>Index Offense Count</u>	<u>Crime Rate</u>	<u>Population</u>
DNR - 3 - Nicholas	0		

Nicholas Co SO

<u>Offense</u>	<u>Offense Count</u>	<u>Crime Rate (per 1,000 persons)</u>
Aggravated Assault	183	8.87
All Other Larceny	251	12.16
Arson	2	0.10
Burglary/Breaking & Entering	90	4.36
Counterfeiting/Forgery	14	0.68
Credit Card/Automatic Teller Fraud	5	0.24
Destruction/Damage/Vandalism of Property	103	4.99
Drug Equipment Violations	1	0.05
Drug/Narcotic Violations	20	0.97
Embezzlement	2	0.10
False Pretenses/Swindle/Confidence Game	12	0.58
Forcible Fondling	3	0.15

Forcible Rape	2	0.10
Impersonation	3	0.15
Incest	1	0.05
Intimidation	54	2.62
Motor Vehicle Theft	11	0.53
Murder and Nonnegligent Manslaughter	1	0.05
Pornography/Obscene Material	4	0.19
Robbery	2	0.10
Sexual Assault With An Object	1	0.05
Shoplifting	17	0.82
Simple Assault	46	2.23
Stolen Property Offenses	7	0.34
Theft From Motor Vehicle	4	0.19
Weapon Law Violations	12	0.58

	<u>Index Offense Count</u>	<u>Crime Rate</u>	<u>Population</u>
Nicholas Co SO	561	27.19	20,636

Richwood SP

<u>Offense</u>	<u>Offense Count</u>	<u>Crime Rate (per 1,000 persons)</u>
Aggravated Assault	2	N/A
All Other Larceny	12	N/A
Burglary/Breaking & Entering	4	N/A
Counterfeiting/Forgery	3	N/A
Destruction/Damage/Vandalism of Property	8	N/A
Drug Equipment Violations	3	N/A
Drug/Narcotic Violations	15	N/A
False Pretenses/Swindle/Confidence Game	2	N/A
Forcible Fondling	3	N/A
Impersonation	1	N/A
Intimidation	4	N/A
Motor Vehicle Theft	1	N/A
Pornography/Obscene Material	3	N/A
Shoplifting	2	N/A
Simple Assault	8	N/A
Statutory Rape	2	N/A
Theft From Building	11	N/A
Theft From Motor Vehicle	3	N/A
Theft of Motor Vehicle Parts/Accessories	2	N/A
Weapon Law Violations	1	N/A

	<u>Index Offense Count</u>	<u>Crime Rate</u>	<u>Population</u>
Richwood SP	37		

Summersville PD

<u>Offense</u>	<u>Offense Count</u>	<u>Crime Rate (per 1,000 persons)</u>
Aggravated Assault	29	8.11
All Other Larceny	32	8.95
Burglary/Breaking & Entering	15	4.19
Counterfeiting/Forgery	5	1.40

Credit Card/Automatic Teller Fraud	2	0.56
Destruction/Damage/Vandalism of Property	18	5.03
Drug/Narcotic Violations	19	5.31
False Pretenses/Swindle/Confidence Game	4	1.12
Intimidation	1	0.28
Motor Vehicle Theft	2	0.56
Purse-snatching	1	0.28
Shoplifting	60	16.77
Simple Assault	9	2.52
Stolen Property Offenses	2	0.56
Theft From Coin Operated Machine or Device	1	0.28
Theft From Motor Vehicle	14	3.91
Theft of Motor Vehicle Parts/Accessories	2	0.56

	<u>Index Offense Count</u>	<u>Crime Rate</u>	<u>Population</u>
Summersville PD	156	43.61	3,577

Summersville SP

<u>Offense</u>	<u>Offense Count</u>	<u>Crime Rate (per 1,000 persons)</u>
All Other Larceny	14	N/A
Burglary/Breaking & Entering	11	N/A
Counterfeiting/Forgery	5	N/A
Credit Card/Automatic Teller Fraud	5	N/A
Destruction/Damage/Vandalism of Property	13	N/A
Drug Equipment Violations	2	N/A
Drug/Narcotic Violations	23	N/A
Embezzlement	1	N/A
Extortion/Blackmail	1	N/A
False Pretenses/Swindle/Confidence Game	5	N/A
Impersonation	1	N/A
Intimidation	15	N/A
Motor Vehicle Theft	2	N/A
Shoplifting	1	N/A
Simple Assault	12	N/A
Statutory Rape	1	N/A
Stolen Property Offenses	2	N/A
Theft From Building	20	N/A
Theft From Motor Vehicle	3	N/A
Theft of Motor Vehicle Parts/Accessories	12	N/A
Weapon Law Violations	2	N/A

	<u>Index Offense Count</u>	<u>Crime Rate</u>	<u>Population</u>
Summersville SP	63		

tf Central WV Drug

<u>Offense</u>	<u>Offense Count</u>	<u>Crime Rate (per 1,000 persons)</u>
Drug Equipment Violations	20	N/A
Drug/Narcotic Violations	42	N/A
Murder and Nonnegligent Manslaughter	2	N/A

tf Central WV Drug	<u>Index Offense Count</u>	<u>Crime Rate</u>	<u>Population</u>
	2		

Ohio

Bethlehem PD

<u>Offense</u>	<u>Offense Count</u>	<u>Crime Rate (per 1,000 persons)</u>
All Other Larceny	1	0.40
Burglary/Breaking & Entering	6	2.40
Destruction/Damage/Vandalism of Property	2	0.80
Intimidation	1	0.40
Shoplifting	1	0.40
Stolen Property Offenses	1	0.40
Theft From Coin Operated Machine or Device	1	0.40

Bethlehem PD	<u>Index Offense Count</u>	<u>Crime Rate</u>	<u>Population</u>
	9	3.60	2,502

Ohio Co SO

<u>Offense</u>	<u>Offense Count</u>	<u>Crime Rate (per 1,000 persons)</u>
Aggravated Assault	63	5.82
All Other Larceny	30	2.77
Arson	1	0.09
Burglary/Breaking & Entering	43	3.97
Counterfeiting/Forgery	9	0.83
Credit Card/Automatic Teller Fraud	2	0.18
Destruction/Damage/Vandalism of Property	31	2.86
Drug/Narcotic Violations	56	5.17
Embezzlement	3	0.28
False Pretenses/Swindle/Confidence Game	6	0.55
Forcible Fondling	1	0.09
Forcible Rape	2	0.18
Forcible Sodomy	1	0.09
Impersonation	2	0.18
Incest	1	0.09
Intimidation	14	1.29
Kidnaping/Abduction	1	0.09
Motor Vehicle Theft	8	0.74
Shoplifting	66	6.09
Simple Assault	9	0.83
Stolen Property Offenses	1	0.09
Theft From Building	12	1.11
Theft From Motor Vehicle	9	0.83
Theft of Motor Vehicle Parts/Accessories	1	0.09
Weapon Law Violations	1	0.09

Ohio Co SO	<u>Index Offense Count</u>	<u>Crime Rate</u>	<u>Population</u>
	234	21.61	10,830

tf Ohio Valley Drug & Vio Crime

<u>Offense</u>	<u>Offense Count</u>	<u>Crime Rate (per 1,000 persons)</u>
All Other Larceny	1	N/A
Drug Equipment Violations	1	N/A
Drug/Narcotic Violations	102	N/A

	<u>Index Offense Count</u>	<u>Crime Rate</u>	<u>Population</u>
tf Ohio Valley Drug & Vio Crime	1		

Triadelphia PD

<u>Offense</u>	<u>Offense Count</u>	<u>Crime Rate (per 1,000 persons)</u>
All Other Larceny	1	1.23
False Pretenses/Swindle/Confidence Game	1	1.23
Stolen Property Offenses	1	1.23

	<u>Index Offense Count</u>	<u>Crime Rate</u>	<u>Population</u>
Triadelphia PD	1	1.23	812

West Liberty College

<u>Offense</u>	<u>Offense Count</u>	<u>Crime Rate (per 1,000 persons)</u>
Burglary/Breaking & Entering	1	N/A
Drug/Narcotic Violations	2	N/A
Intimidation	1	N/A
Theft From Building	3	N/A
Theft From Motor Vehicle	1	N/A

	<u>Index Offense Count</u>	<u>Crime Rate</u>	<u>Population</u>
West Liberty College	5		

Wheeling PD

<u>Offense</u>	<u>Offense Count</u>	<u>Crime Rate (per 1,000 persons)</u>
Aggravated Assault	127	4.45
All Other Larceny	345	12.10
Arson	3	0.11
Burglary/Breaking & Entering	212	7.43
Counterfeiting/Forgery	53	1.86
Credit Card/Automatic Teller Fraud	39	1.37
Destruction/Damage/Vandalism of Property	383	13.43
Drug Equipment Violations	5	0.18
Drug/Narcotic Violations	143	5.01
Embezzlement	4	0.14
False Pretenses/Swindle/Confidence Game	49	1.72
Forcible Fondling	7	0.25
Forcible Rape	14	0.49
Impersonation	7	0.25
Intimidation	217	7.61
Kidnaping/Abduction	1	0.04
Motor Vehicle Theft	48	1.68
Negligent Manslaughter	1	0.04
Pornography/Obscene Material	1	0.04
Prostitution	2	0.07
Purse-snatching	1	0.04

Robbery	25	0.88
Sexual Assault With An Object	1	0.04
Shoplifting	75	2.63
Simple Assault	359	12.59
Stolen Property Offenses	7	0.25
Theft From Building	14	0.49
Theft From Coin Operated Machine or Device	2	0.07
Theft From Motor Vehicle	97	3.40
Theft of Motor Vehicle Parts/Accessories	10	0.35
Weapon Law Violations	12	0.42

	<u>Index Offense Count</u>	<u>Crime Rate</u>	<u>Population</u>
Wheeling PD	970	34.01	28,522

Wheeling SP

<u>Offense</u>	<u>Offense Count</u>	<u>Crime Rate (per 1,000 persons)</u>
Aggravated Assault	4	N/A
All Other Larceny	23	N/A
Burglary/Breaking & Entering	7	N/A
Counterfeiting/Forgery	2	N/A
Destruction/Damage/Vandalism of Property	14	N/A
Drug/Narcotic Violations	36	N/A
Embezzlement	1	N/A
False Pretenses/Swindle/Confidence Game	7	N/A
Forcible Fondling	2	N/A
Forcible Rape	2	N/A
Impersonation	1	N/A
Intimidation	5	N/A
Motor Vehicle Theft	4	N/A
Pornography/Obscene Material	4	N/A
Sexual Assault With An Object	4	N/A
Shoplifting	21	N/A
Simple Assault	11	N/A
Stolen Property Offenses	1	N/A
Theft From Motor Vehicle	12	N/A
Theft of Motor Vehicle Parts/Accessories	7	N/A

	<u>Index Offense Count</u>	<u>Crime Rate</u>	<u>Population</u>
Wheeling SP	80		

Pendleton

DNR - 2 - Pendleton

<u>Offense</u>	<u>Offense Count</u>	<u>Crime Rate (per 1,000 persons)</u>
Weapon Law Violations	1	N/A

	<u>Index Offense Count</u>	<u>Crime Rate</u>	<u>Population</u>
DNR - 2 - Pendleton	0		

Franklin SP

<u>Offense</u>	<u>Offense Count</u>	<u>Crime Rate (per 1,000 persons)</u>
----------------	----------------------	---------------------------------------

Aggravated Assault	9	N/A
All Other Larceny	10	N/A
Arson	1	N/A
Burglary/Breaking & Entering	9	N/A
Destruction/Damage/Vandalism of Property	23	N/A
Drug/Narcotic Violations	17	N/A
False Pretenses/Swindle/Confidence Game	4	N/A
Forcible Fondling	1	N/A
Forcible Rape	2	N/A
Intimidation	7	N/A
Simple Assault	17	N/A
Theft From Building	2	N/A
Theft From Coin Operated Machine or Device	1	N/A
Theft From Motor Vehicle	2	N/A
Theft of Motor Vehicle Parts/Accessories	1	N/A
Weapon Law Violations	3	N/A

	<u>Index Offense Count</u>	<u>Crime Rate</u>	<u>Population</u>
Franklin SP	36		

Pleasants

Pleasants Co SO

<u>Offense</u>	<u>Offense Count</u>	<u>Crime Rate (per 1,000 persons)</u>
Aggravated Assault	1	0.17
Burglary/Breaking & Entering	1	0.17
Credit Card/Automatic Teller Fraud	1	0.17
False Pretenses/Swindle/Confidence Game	1	0.17
Simple Assault	7	1.22

	<u>Index Offense Count</u>	<u>Crime Rate</u>	<u>Population</u>
Pleasants Co SO	2	0.35	5,753

St Marys SP

<u>Offense</u>	<u>Offense Count</u>	<u>Crime Rate (per 1,000 persons)</u>
Aggravated Assault	1	N/A
All Other Larceny	4	N/A
Arson	1	N/A
Burglary/Breaking & Entering	3	N/A
Counterfeiting/Forgery	2	N/A
Credit Card/Automatic Teller Fraud	1	N/A
Destruction/Damage/Vandalism of Property	6	N/A
Drug/Narcotic Violations	2	N/A
False Pretenses/Swindle/Confidence Game	1	N/A
Forcible Fondling	3	N/A
Intimidation	1	N/A
Kidnaping/Abduction	1	N/A
Motor Vehicle Theft	2	N/A
Sexual Assault With An Object	1	N/A
Simple Assault	6	N/A

Stolen Property Offenses	1	N/A
Weapon Law Violations	2	N/A

	<u>Index Offense Count</u>	<u>Crime Rate</u>	<u>Population</u>
St Marys SP	10		

Pocahontas

DNR - 3 - Pocahontas

<u>Offense</u>	<u>Offense Count</u>	<u>Crime Rate (per 1,000 persons)</u>
Drug/Narcotic Violations	1	N/A

	<u>Index Offense Count</u>	<u>Crime Rate</u>	<u>Population</u>
DNR - 3 - Pocahontas	0		

Marlinton SP

<u>Offense</u>	<u>Offense Count</u>	<u>Crime Rate (per 1,000 persons)</u>
Aggravated Assault	11	N/A
All Other Larceny	36	N/A
Arson	2	N/A
Burglary/Breaking & Entering	11	N/A
Counterfeiting/Forgery	12	N/A
Credit Card/Automatic Teller Fraud	2	N/A
Destruction/Damage/Vandalism of Property	32	N/A
Drug/Narcotic Violations	26	N/A
Embezzlement	1	N/A
False Pretenses/Swindle/Confidence Game	6	N/A
Forcible Fondling	2	N/A
Forcible Sodomy	1	N/A
Impersonation	1	N/A
Intimidation	12	N/A
Motor Vehicle Theft	4	N/A
Murder and Nonnegligent Manslaughter	1	N/A
Simple Assault	32	N/A
Stolen Property Offenses	2	N/A
Theft From Motor Vehicle	3	N/A
Weapon Law Violations	3	N/A

	<u>Index Offense Count</u>	<u>Crime Rate</u>	<u>Population</u>
Marlinton SP	66		

Pocahontas Co SO

<u>Offense</u>	<u>Offense Count</u>	<u>Crime Rate (per 1,000 persons)</u>
Aggravated Assault	9	1.17
All Other Larceny	9	1.17
Arson	1	0.13
Burglary/Breaking & Entering	9	1.17
Counterfeiting/Forgery	1	0.13
Destruction/Damage/Vandalism of Property	22	2.87
Drug/Narcotic Violations	7	0.91
False Pretenses/Swindle/Confidence Game	5	0.65

Forcible Fondling	3	0.39
Forcible Sodomy	1	0.13
Impersonation	1	0.13
Intimidation	2	0.26
Motor Vehicle Theft	1	0.13
Murder and Nonnegligent Manslaughter	2	0.26
Shoplifting	3	0.39
Simple Assault	31	4.04
Statutory Rape	1	0.13
Theft From Building	11	1.43
Theft From Motor Vehicle	2	0.26
Weapon Law Violations	3	0.39

	<u>Index Offense Count</u>	<u>Crime Rate</u>	<u>Population</u>
Pocahontas Co SO	46	5.99	7,675

Preston

DNR - 1 - Preston

<u>Offense</u>	<u>Offense Count</u>	<u>Crime Rate (per 1,000 persons)</u>
Weapon Law Violations	1	N/A

	<u>Index Offense Count</u>	<u>Crime Rate</u>	<u>Population</u>
DNR - 1 - Preston	0		

Kingwood PD

<u>Offense</u>	<u>Offense Count</u>	<u>Crime Rate (per 1,000 persons)</u>
Aggravated Assault	4	1.36
All Other Larceny	14	4.76
Burglary/Breaking & Entering	17	5.78
Counterfeiting/Forgery	1	0.34
Destruction/Damage/Vandalism of Property	20	6.80
Drug/Narcotic Violations	2	0.68
Shoplifting	3	1.02
Simple Assault	5	1.70
Theft From Motor Vehicle	5	1.70

	<u>Index Offense Count</u>	<u>Crime Rate</u>	<u>Population</u>
Kingwood PD	43	14.61	2,943

Kingwood SP

<u>Offense</u>	<u>Offense Count</u>	<u>Crime Rate (per 1,000 persons)</u>
Aggravated Assault	14	N/A
All Other Larceny	49	N/A
Arson	1	N/A
Burglary/Breaking & Entering	73	N/A
Counterfeiting/Forgery	6	N/A
Credit Card/Automatic Teller Fraud	3	N/A
Destruction/Damage/Vandalism of Property	73	N/A
Drug/Narcotic Violations	11	N/A
Embezzlement	3	N/A

False Pretenses/Swindle/Confidence Game	16	N/A
Forcible Fondling	3	N/A
Forcible Rape	2	N/A
Impersonation	1	N/A
Intimidation	8	N/A
Kidnaping/Abduction	1	N/A
Motor Vehicle Theft	13	N/A
Pornography/Obscene Material	1	N/A
Sexual Assault With An Object	5	N/A
Shoplifting	5	N/A
Simple Assault	45	N/A
Stolen Property Offenses	2	N/A
Theft From Coin Operated Machine or Device	1	N/A
Theft From Motor Vehicle	8	N/A
Theft of Motor Vehicle Parts/Accessories	3	N/A
Weapon Law Violations	2	N/A

	<u>Index Offense Count</u>	<u>Crime Rate</u>	<u>Population</u>
Kingwood SP	168		

Preston Co SO

<u>Offense</u>	<u>Offense Count</u>	<u>Crime Rate (per 1,000 persons)</u>
Aggravated Assault	33	1.22
All Other Larceny	109	4.02
Arson	2	0.07
Burglary/Breaking & Entering	119	4.39
Counterfeiting/Forgery	11	0.41
Credit Card/Automatic Teller Fraud	3	0.11
Destruction/Damage/Vandalism of Property	57	2.10
Drug Equipment Violations	5	0.18
Drug/Narcotic Violations	69	2.54
Embezzlement	3	0.11
False Pretenses/Swindle/Confidence Game	30	1.11
Forcible Fondling	2	0.07
Forcible Rape	6	0.22
Intimidation	27	1.00
Kidnaping/Abduction	1	0.04
Motor Vehicle Theft	21	0.77
Robbery	1	0.04
Sexual Assault With An Object	3	0.11
Shoplifting	16	0.59
Simple Assault	74	2.73
Stolen Property Offenses	1	0.04
Theft From Building	5	0.18
Theft From Coin Operated Machine or Device	2	0.07
Theft From Motor Vehicle	19	0.70
Theft of Motor Vehicle Parts/Accessories	6	0.22
Weapon Law Violations	6	0.22

Preston Co SO	<u>Index Offense Count</u>	<u>Crime Rate</u>	<u>Population</u>
	337	12.43	27,116

Terra Alta PD

<u>Offense</u>	<u>Offense Count</u>	<u>Crime Rate (per 1,000 persons)</u>
Counterfeiting/Forgery	1	0.68

Terra Alta PD	<u>Index Offense Count</u>	<u>Crime Rate</u>	<u>Population</u>
	0	0.00	1,479

Putnam

Eleanor PD

<u>Offense</u>	<u>Offense Count</u>	<u>Crime Rate (per 1,000 persons)</u>
All Other Larceny	2	1.32
Drug/Narcotic Violations	1	0.66
Simple Assault	2	1.32

Eleanor PD	<u>Index Offense Count</u>	<u>Crime Rate</u>	<u>Population</u>
	2	1.32	1,520

Hurricane PD

<u>Offense</u>	<u>Offense Count</u>	<u>Crime Rate (per 1,000 persons)</u>
Aggravated Assault	7	1.11
All Other Larceny	74	11.76
Burglary/Breaking & Entering	28	4.45
Counterfeiting/Forgery	11	1.75
Credit Card/Automatic Teller Fraud	6	0.95
Destruction/Damage/Vandalism of Property	65	10.33
Drug/Narcotic Violations	53	8.42
Embezzlement	1	0.16
False Pretenses/Swindle/Confidence Game	16	2.54
Forcible Fondling	3	0.48
Forcible Rape	3	0.48
Forcible Sodomy	1	0.16
Intimidation	6	0.95
Kidnaping/Abduction	1	0.16
Motor Vehicle Theft	4	0.64
Robbery	2	0.32
Sexual Assault With An Object	3	0.48
Shoplifting	55	8.74
Simple Assault	29	4.61
Theft From Building	19	3.02
Theft From Motor Vehicle	52	8.26
Theft of Motor Vehicle Parts/Accessories	4	0.64
Weapon Law Violations	1	0.16

Hurricane PD	<u>Index Offense Count</u>	<u>Crime Rate</u>	<u>Population</u>
	248	39.42	6,292

Putnam Co SO

<u>Offense</u>	<u>Offense Count</u>	<u>Crime Rate (per 1,000 persons)</u>
Aggravated Assault	58	1.34
All Other Larceny	148	3.42
Arson	1	0.02
Burglary/Breaking & Entering	80	1.85
Counterfeiting/Forgery	15	0.35
Credit Card/Automatic Teller Fraud	11	0.25
Destruction/Damage/Vandalism of Property	109	2.52
Drug/Narcotic Violations	19	0.44
Embezzlement	7	0.16
False Pretenses/Swindle/Confidence Game	13	0.30
Forcible Fondling	5	0.12
Forcible Rape	4	0.09
Forcible Sodomy	1	0.02
Impersonation	4	0.09
Intimidation	31	0.72
Motor Vehicle Theft	30	0.69
Robbery	2	0.05
Shoplifting	22	0.51
Simple Assault	29	0.67
Statutory Rape	1	0.02
Theft From Building	14	0.32
Theft From Motor Vehicle	44	1.02
Theft of Motor Vehicle Parts/Accessories	39	0.90
Weapon Law Violations	4	0.09

	<u>Index Offense Count</u>	<u>Crime Rate</u>	<u>Population</u>
Putnam Co SO	441	10.18	43,309

Winfield SP

<u>Offense</u>	<u>Offense Count</u>	<u>Crime Rate (per 1,000 persons)</u>
Aggravated Assault	15	N/A
All Other Larceny	93	N/A
Burglary/Breaking & Entering	47	N/A
Counterfeiting/Forgery	27	N/A
Destruction/Damage/Vandalism of Property	110	N/A
Drug Equipment Violations	33	N/A
Drug/Narcotic Violations	106	N/A
Embezzlement	2	N/A
False Pretenses/Swindle/Confidence Game	25	N/A
Forcible Fondling	7	N/A
Forcible Rape	2	N/A
Forcible Sodomy	2	N/A
Impersonation	9	N/A
Intimidation	23	N/A
Kidnaping/Abduction	1	N/A
Motor Vehicle Theft	24	N/A
Murder and Nonnegligent Manslaughter	1	N/A
Pornography/Obscene Material	3	N/A

Robbery	1	N/A
Shoplifting	31	N/A
Simple Assault	35	N/A
Statutory Rape	1	N/A
Stolen Property Offenses	7	N/A
Theft From Building	2	N/A
Theft From Motor Vehicle	54	N/A
Theft of Motor Vehicle Parts/Accessories	38	N/A
Weapon Law Violations	9	N/A

	<u>Index Offense Count</u>	<u>Crime Rate</u>	<u>Population</u>
Winfield SP	308		

RALEIGH

BCI - Beckley

<u>Offense</u>	<u>Offense Count</u>	<u>Crime Rate (per 1,000 persons)</u>
Drug/Narcotic Violations	62	N/A
Prostitution	1	N/A
Theft From Building	1	N/A

	<u>Index Offense Count</u>	<u>Crime Rate</u>	<u>Population</u>
BCI - Beckley	1		

Beckley PD

<u>Offense</u>	<u>Offense Count</u>	<u>Crime Rate (per 1,000 persons)</u>
Aggravated Assault	133	7.54
All Other Larceny	457	25.91
Arson	10	0.57
Assisting or Promoting Prostitution	1	0.06
Burglary/Breaking & Entering	392	22.23
Counterfeiting/Forgery	91	5.16
Credit Card/Automatic Teller Fraud	5	0.28
Destruction/Damage/Vandalism of Property	645	36.57
Drug Equipment Violations	1	0.06
Drug/Narcotic Violations	357	20.24
Embezzlement	30	1.70
False Pretenses/Swindle/Confidence Game	116	6.58
Forcible Fondling	15	0.85
Forcible Rape	14	0.79
Forcible Sodomy	2	0.11
Impersonation	16	0.91
Intimidation	230	13.04
Kidnaping/Abduction	5	0.28
Motor Vehicle Theft	56	3.18
Murder and Nonnegligent Manslaughter	3	0.17
Pocket-picking	1	0.06
Pornography/Obscene Material	3	0.17
Purse-snatching	6	0.34
Robbery	40	2.27

Shoplifting	383	21.72
Simple Assault	634	35.95
Statutory Rape	2	0.11
Stolen Property Offenses	20	1.13
Theft From Building	50	2.83
Theft From Motor Vehicle	213	12.08
Theft of Motor Vehicle Parts/Accessories	33	1.87
Weapon Law Violations	37	2.10

	<u>Index Offense Count</u>	<u>Crime Rate</u>	<u>Population</u>
Beckley PD	1,781	100.98	17,637

Beckley SP

<u>Offense</u>	<u>Offense Count</u>	<u>Crime Rate (per 1,000 persons)</u>
Aggravated Assault	33	N/A
All Other Larceny	209	N/A
Arson	1	N/A
Burglary/Breaking & Entering	121	N/A
Counterfeiting/Forgery	78	N/A
Credit Card/Automatic Teller Fraud	2	N/A
Destruction/Damage/Vandalism of Property	156	N/A
Drug Equipment Violations	4	N/A
Drug/Narcotic Violations	164	N/A
Embezzlement	7	N/A
False Pretenses/Swindle/Confidence Game	26	N/A
Forcible Fondling	5	N/A
Forcible Rape	4	N/A
Impersonation	10	N/A
Intimidation	27	N/A
Kidnaping/Abduction	2	N/A
Motor Vehicle Theft	36	N/A
Pornography/Obscene Material	1	N/A
Purse-snatching	2	N/A
Robbery	7	N/A
Sexual Assault With An Object	6	N/A
Shoplifting	33	N/A
Simple Assault	98	N/A
Statutory Rape	3	N/A
Stolen Property Offenses	11	N/A
Theft From Building	6	N/A
Theft From Motor Vehicle	26	N/A
Theft of Motor Vehicle Parts/Accessories	88	N/A
Weapon Law Violations	19	N/A

	<u>Index Offense Count</u>	<u>Crime Rate</u>	<u>Population</u>
Beckley SP	565		

Raleigh Co SO

<u>Offense</u>	<u>Offense Count</u>	<u>Crime Rate (per 1,000 persons)</u>
Aggravated Assault	87	1.49

All Other Larceny	359	6.15
Arson	8	0.14
Burglary/Breaking & Entering	375	6.42
Counterfeiting/Forgery	67	1.15
Credit Card/Automatic Teller Fraud	4	0.07
Destruction/Damage/Vandalism of Property	320	5.48
Drug/Narcotic Violations	57	0.98
Embezzlement	6	0.10
False Pretenses/Swindle/Confidence Game	57	0.98
Forcible Fondling	17	0.29
Forcible Rape	7	0.12
Impersonation	8	0.14
Intimidation	56	0.96
Kidnaping/Abduction	4	0.07
Motor Vehicle Theft	50	0.86
Murder and Nonnegligent Manslaughter	4	0.07
Robbery	23	0.39
Sexual Assault With An Object	10	0.17
Shoplifting	50	0.86
Simple Assault	305	5.22
Statutory Rape	3	0.05
Stolen Property Offenses	23	0.39
Theft From Building	1	0.02
Theft From Coin Operated Machine or Device	1	0.02
Theft From Motor Vehicle	48	0.82
Theft of Motor Vehicle Parts/Accessories	2	0.03
Weapon Law Violations	37	0.63
Wire Fraud	1	0.02

	<u>Index Offense Count</u>	<u>Crime Rate</u>	<u>Population</u>
Raleigh Co SO	1,007	17.24	58,394

Sophia PD

<u>Offense</u>	<u>Offense Count</u>	<u>Crime Rate (per 1,000 persons)</u>
Burglary/Breaking & Entering	3	2.23
Counterfeiting/Forgery	1	0.74
Destruction/Damage/Vandalism of Property	7	5.20
Drug/Narcotic Violations	1	0.74
Embezzlement	1	0.74
Intimidation	2	1.49
Robbery	1	0.74
Shoplifting	3	2.23
Simple Assault	6	4.46
Stolen Property Offenses	1	0.74
Theft From Motor Vehicle	4	2.97
Weapon Law Violations	2	1.49

	<u>Index Offense Count</u>	<u>Crime Rate</u>	<u>Population</u>
Sophia PD	11	8.17	1,346

Turnpike - Raleigh

<u>Offense</u>	<u>Offense Count</u>	<u>Crime Rate (per 1,000 persons)</u>
All Other Larceny	4	N/A
Counterfeiting/Forgery	1	N/A
Destruction/Damage/Vandalism of Property	3	N/A
Drug/Narcotic Violations	7	N/A
False Pretenses/Swindle/Confidence Game	1	N/A
Simple Assault	1	N/A
Theft From Motor Vehicle	3	N/A

	<u>Index Offense Count</u>	<u>Crime Rate</u>	<u>Population</u>
Turnpike - Raleigh	7		

Randolph

DNR - 3 - Randolph

<u>Offense</u>	<u>Offense Count</u>	<u>Crime Rate (per 1,000 persons)</u>
Drug/Narcotic Violations	3	N/A

	<u>Index Offense Count</u>	<u>Crime Rate</u>	<u>Population</u>
DNR - 3 - Randolph	0		

Elkins PD

<u>Offense</u>	<u>Offense Count</u>	<u>Crime Rate (per 1,000 persons)</u>
Aggravated Assault	47	6.62
All Other Larceny	97	13.66
Arson	1	0.14
Burglary/Breaking & Entering	62	8.73
Counterfeiting/Forgery	13	1.83
Destruction/Damage/Vandalism of Property	123	17.32
Drug Equipment Violations	1	0.14
Drug/Narcotic Violations	28	3.94
Embezzlement	2	0.28
False Pretenses/Swindle/Confidence Game	6	0.84
Forcible Rape	1	0.14
Forcible Sodomy	1	0.14
Intimidation	8	1.13
Kidnaping/Abduction	2	0.28
Motor Vehicle Theft	7	0.99
Murder and Nonnegligent Manslaughter	1	0.14
Robbery	7	0.99
Sexual Assault With An Object	1	0.14
Shoplifting	25	3.52
Simple Assault	80	11.26
Stolen Property Offenses	2	0.28
Theft From Building	40	5.63
Theft From Motor Vehicle	33	4.65
Weapon Law Violations	3	0.42

Elkins PD	<u>Index Offense Count</u> 320	<u>Crime Rate</u> 45.05	<u>Population</u> 7,103
-----------	-----------------------------------	----------------------------	----------------------------

Elkins SP

<u>Offense</u>	<u>Offense Count</u>	<u>Crime Rate (per 1,000 persons)</u>
Aggravated Assault	19	N/A
All Other Larceny	127	N/A
Burglary/Breaking & Entering	73	N/A
Counterfeiting/Forgery	21	N/A
Credit Card/Automatic Teller Fraud	1	N/A
Destruction/Damage/Vandalism of Property	117	N/A
Drug/Narcotic Violations	29	N/A
Embezzlement	2	N/A
False Pretenses/Swindle/Confidence Game	21	N/A
Forcible Fondling	3	N/A
Forcible Rape	6	N/A
Forcible Sodomy	2	N/A
Impersonation	1	N/A
Intimidation	22	N/A
Kidnaping/Abduction	2	N/A
Motor Vehicle Theft	17	N/A
Pornography/Obscene Material	1	N/A
Robbery	2	N/A
Sexual Assault With An Object	8	N/A
Shoplifting	68	N/A
Simple Assault	92	N/A
Stolen Property Offenses	20	N/A
Theft From Building	1	N/A
Theft From Motor Vehicle	11	N/A
Weapon Law Violations	10	N/A
Wire Fraud	2	N/A

Elkins SP	<u>Index Offense Count</u> 324	<u>Crime Rate</u>	<u>Population</u>
-----------	-----------------------------------	-------------------	-------------------

Randolph Co SO

<u>Offense</u>	<u>Offense Count</u>	<u>Crime Rate (per 1,000 persons)</u>
Aggravated Assault	32	1.43
All Other Larceny	9	0.40
Burglary/Breaking & Entering	33	1.48
Counterfeiting/Forgery	10	0.45
Destruction/Damage/Vandalism of Property	35	1.57
Drug/Narcotic Violations	21	0.94
False Pretenses/Swindle/Confidence Game	2	0.09
Intimidation	8	0.36
Kidnaping/Abduction	1	0.04
Pornography/Obscene Material	1	0.04
Robbery	2	0.09
Shoplifting	8	0.36

Simple Assault	27	1.21
Stolen Property Offenses	3	0.13
Theft From Building	18	0.81
Theft From Motor Vehicle	1	0.04
Weapon Law Violations	1	0.04

	<u>Index Offense Count</u>	<u>Crime Rate</u>	<u>Population</u>
Randolph Co SO	103	4.61	22,340

Ritchie

Harrisville PD

<u>Offense</u>	<u>Offense Count</u>	<u>Crime Rate (per 1,000 persons)</u>
Aggravated Assault	1	0.53
All Other Larceny	6	3.19
Burglary/Breaking & Entering	6	3.19
Counterfeiting/Forgery	2	1.06
Credit Card/Automatic Teller Fraud	1	0.53
Destruction/Damage/Vandalism of Property	4	2.13
Drug/Narcotic Violations	2	1.06
False Pretenses/Swindle/Confidence Game	1	0.53
Shoplifting	1	0.53
Simple Assault	4	2.13
Stolen Property Offenses	1	0.53
Theft From Building	1	0.53
Theft From Motor Vehicle	5	2.66

	<u>Index Offense Count</u>	<u>Crime Rate</u>	<u>Population</u>
Harrisville PD	20	10.65	1,878

Harrisville SP

<u>Offense</u>	<u>Offense Count</u>	<u>Crime Rate (per 1,000 persons)</u>
Aggravated Assault	5	N/A
All Other Larceny	20	N/A
Arson	1	N/A
Burglary/Breaking & Entering	21	N/A
Counterfeiting/Forgery	2	N/A
Destruction/Damage/Vandalism of Property	35	N/A
Drug Equipment Violations	1	N/A
Drug/Narcotic Violations	39	N/A
Embezzlement	1	N/A
False Pretenses/Swindle/Confidence Game	3	N/A
Forcible Fondling	1	N/A
Forcible Rape	3	N/A
Forcible Sodomy	1	N/A
Impersonation	1	N/A
Intimidation	2	N/A
Motor Vehicle Theft	2	N/A
Sexual Assault With An Object	2	N/A
Shoplifting	1	N/A

Simple Assault	35	N/A
Theft From Building	10	N/A
Theft From Motor Vehicle	7	N/A
Theft of Motor Vehicle Parts/Accessories	1	N/A
Weapon Law Violations	2	N/A
Wire Fraud	1	N/A

	<u>Index Offense Count</u>	<u>Crime Rate</u>	<u>Population</u>
Harrisville SP	70		

Pennsboro PD

<u>Offense</u>	<u>Offense Count</u>	<u>Crime Rate (per 1,000 persons)</u>
All Other Larceny	2	1.71
Destruction/Damage/Vandalism of Property	1	0.85
Drug/Narcotic Violations	11	9.39
False Pretenses/Swindle/Confidence Game	2	1.71
Intimidation	4	3.41
Simple Assault	1	0.85

	<u>Index Offense Count</u>	<u>Crime Rate</u>	<u>Population</u>
Pennsboro PD	2	1.71	1,172

Ritchie Co SO

<u>Offense</u>	<u>Offense Count</u>	<u>Crime Rate (per 1,000 persons)</u>
Aggravated Assault	6	0.81
All Other Larceny	19	2.56
Burglary/Breaking & Entering	19	2.56
Counterfeiting/Forgery	1	0.13
Credit Card/Automatic Teller Fraud	2	0.27
Destruction/Damage/Vandalism of Property	15	2.02
Drug Equipment Violations	3	0.40
Drug/Narcotic Violations	6	0.81
Embezzlement	1	0.13
False Pretenses/Swindle/Confidence Game	2	0.27
Forcible Fondling	2	0.27
Forcible Rape	1	0.13
Impersonation	1	0.13
Intimidation	12	1.62
Motor Vehicle Theft	4	0.54
Robbery	1	0.13
Sexual Assault With An Object	1	0.13
Simple Assault	17	2.29
Statutory Rape	1	0.13
Theft From Building	1	0.13
Theft From Motor Vehicle	5	0.67
Theft of Motor Vehicle Parts/Accessories	1	0.13
Weapon Law Violations	1	0.13

	<u>Index Offense Count</u>	<u>Crime Rate</u>	<u>Population</u>
Ritchie Co SO	57	7.69	7,412

Roane

Roane Co SO

<u>Offense</u>	<u>Offense Count</u>	<u>Crime Rate (per 1,000 persons)</u>
Aggravated Assault	2	0.16
All Other Larceny	39	3.09
Arson	1	0.08
Burglary/Breaking & Entering	3	0.24
Destruction/Damage/Vandalism of Property	20	1.58
Drug/Narcotic Violations	10	0.79
False Pretenses/Swindle/Confidence Game	2	0.16
Forcible Fondling	1	0.08
Forcible Rape	1	0.08
Intimidation	9	0.71
Motor Vehicle Theft	2	0.16
Simple Assault	45	3.57
Theft From Building	3	0.24

	<u>Index Offense Count</u>	<u>Crime Rate</u>	<u>Population</u>
Roane Co SO	50	3.96	12,620

Spencer PD

<u>Offense</u>	<u>Offense Count</u>	<u>Crime Rate (per 1,000 persons)</u>
Aggravated Assault	9	3.87
All Other Larceny	17	7.31
Burglary/Breaking & Entering	12	5.16
Counterfeiting/Forgery	6	2.58
Destruction/Damage/Vandalism of Property	32	13.76
Drug/Narcotic Violations	19	8.17
False Pretenses/Swindle/Confidence Game	2	0.86
Forcible Fondling	1	0.43
Intimidation	12	5.16
Kidnaping/Abduction	1	0.43
Motor Vehicle Theft	1	0.43
Purse-snatching	1	0.43
Sexual Assault With An Object	1	0.43
Shoplifting	14	6.02
Simple Assault	28	12.04
Theft From Building	4	1.72
Theft From Motor Vehicle	11	4.73
Weapon Law Violations	3	1.29

	<u>Index Offense Count</u>	<u>Crime Rate</u>	<u>Population</u>
Spencer PD	69	29.68	2,325

Spencer SP

<u>Offense</u>	<u>Offense Count</u>	<u>Crime Rate (per 1,000 persons)</u>
Aggravated Assault	5	N/A
All Other Larceny	23	N/A

Burglary/Breaking & Entering	13	N/A
Counterfeiting/Forgery	3	N/A
Credit Card/Automatic Teller Fraud	2	N/A
Destruction/Damage/Vandalism of Property	24	N/A
Drug Equipment Violations	2	N/A
Drug/Narcotic Violations	65	N/A
Embezzlement	2	N/A
False Pretenses/Swindle/Confidence Game	2	N/A
Forcible Fondling	2	N/A
Intimidation	6	N/A
Motor Vehicle Theft	8	N/A
Sexual Assault With An Object	1	N/A
Shoplifting	1	N/A
Simple Assault	33	N/A
Stolen Property Offenses	4	N/A
Theft From Motor Vehicle	2	N/A
Weapon Law Violations	3	N/A

	<u>Index Offense Count</u>	<u>Crime Rate</u>	<u>Population</u>
Spencer SP	52		

Summers

Hinton PD

<u>Offense</u>	<u>Offense Count</u>	<u>Crime Rate (per 1,000 persons)</u>
Aggravated Assault	12	4.48
All Other Larceny	6	2.24
Burglary/Breaking & Entering	32	11.94
Counterfeiting/Forgery	7	2.61
Destruction/Damage/Vandalism of Property	29	10.82
Drug/Narcotic Violations	31	11.57
False Pretenses/Swindle/Confidence Game	4	1.49
Forcible Fondling	1	0.37
Forcible Rape	2	0.75
Intimidation	3	1.12
Robbery	1	0.37
Shoplifting	31	11.57
Simple Assault	56	20.90
Theft From Building	32	11.94
Theft From Motor Vehicle	9	3.36

	<u>Index Offense Count</u>	<u>Crime Rate</u>	<u>Population</u>
Hinton PD	125	46.66	2,679

Hinton SP

<u>Offense</u>	<u>Offense Count</u>	<u>Crime Rate (per 1,000 persons)</u>
Aggravated Assault	10	N/A
All Other Larceny	29	N/A
Burglary/Breaking & Entering	55	N/A
Counterfeiting/Forgery	26	N/A

Credit Card/Automatic Teller Fraud	1	N/A
Destruction/Damage/Vandalism of Property	14	N/A
Drug/Narcotic Violations	4	N/A
False Pretenses/Swindle/Confidence Game	6	N/A
Forcible Fondling	2	N/A
Forcible Rape	1	N/A
Intimidation	6	N/A
Kidnaping/Abduction	1	N/A
Motor Vehicle Theft	6	N/A
Shoplifting	3	N/A
Simple Assault	11	N/A
Theft From Building	4	N/A
Theft From Motor Vehicle	12	N/A
Weapon Law Violations	4	N/A

	<u>Index Offense Count</u>	<u>Crime Rate</u>	<u>Population</u>
Hinton SP	120		

Summers Co SO

<u>Offense</u>	<u>Offense Count</u>	<u>Crime Rate (per 1,000 persons)</u>
Aggravated Assault	3	0.27
All Other Larceny	36	3.20
Arson	1	0.09
Burglary/Breaking & Entering	8	0.71
Counterfeiting/Forgery	3	0.27
Destruction/Damage/Vandalism of Property	30	2.66
Drug/Narcotic Violations	6	0.53
Forcible Rape	1	0.09
Intimidation	8	0.71
Robbery	2	0.18
Shoplifting	2	0.18
Simple Assault	32	2.84
Theft From Building	4	0.36
Theft From Motor Vehicle	3	0.27
Weapon Law Violations	3	0.27

	<u>Index Offense Count</u>	<u>Crime Rate</u>	<u>Population</u>
Summers Co SO	59	5.24	11,266

Taylor

Grafton PD

<u>Offense</u>	<u>Offense Count</u>	<u>Crime Rate (per 1,000 persons)</u>
All Other Larceny	2	0.39
Burglary/Breaking & Entering	7	1.35
Destruction/Damage/Vandalism of Property	2	0.39
Drug/Narcotic Violations	3	0.58
Shoplifting	1	0.19
Simple Assault	10	1.93
Statutory Rape	1	0.19

Theft From Motor Vehicle	2	0.39
--------------------------	---	------

	<u>Index Offense Count</u>	<u>Crime Rate</u>	<u>Population</u>
Grafton PD	12	2.32	5,171

Grafton SP

<u>Offense</u>	<u>Offense Count</u>	<u>Crime Rate (per 1,000 persons)</u>
Aggravated Assault	1	N/A
All Other Larceny	6	N/A
Burglary/Breaking & Entering	5	N/A
Destruction/Damage/Vandalism of Property	4	N/A
Drug/Narcotic Violations	3	N/A
Embezzlement	1	N/A
Forcible Rape	1	N/A
Intimidation	1	N/A
Motor Vehicle Theft	2	N/A
Simple Assault	2	N/A
Stolen Property Offenses	1	N/A
Theft From Building	1	N/A
Theft of Motor Vehicle Parts/Accessories	1	N/A

	<u>Index Offense Count</u>	<u>Crime Rate</u>	<u>Population</u>
Grafton SP	17		

Taylor Co SO

<u>Offense</u>	<u>Offense Count</u>	<u>Crime Rate (per 1,000 persons)</u>
Aggravated Assault	1	0.09
All Other Larceny	1	0.09
Burglary/Breaking & Entering	6	0.51
Credit Card/Automatic Teller Fraud	1	0.09
Destruction/Damage/Vandalism of Property	2	0.17
Motor Vehicle Theft	1	0.09

	<u>Index Offense Count</u>	<u>Crime Rate</u>	<u>Population</u>
Taylor Co SO	9	0.77	11,746

Tucker

Parsons PD

<u>Offense</u>	<u>Offense Count</u>	<u>Crime Rate (per 1,000 persons)</u>
Aggravated Assault	7	4.71
All Other Larceny	8	5.38
Burglary/Breaking & Entering	3	2.02
Destruction/Damage/Vandalism of Property	5	3.36
Motor Vehicle Theft	1	0.67
Shoplifting	3	2.02

	<u>Index Offense Count</u>	<u>Crime Rate</u>	<u>Population</u>
Parsons PD	22	14.79	1,487

Parsons SP

<u>Offense</u>	<u>Offense Count</u>	<u>Crime Rate (per 1,000 persons)</u>
----------------	----------------------	---------------------------------------

Aggravated Assault	4	N/A
All Other Larceny	22	N/A
Burglary/Breaking & Entering	8	N/A
Counterfeiting/Forgery	2	N/A
Destruction/Damage/Vandalism of Property	28	N/A
Drug/Narcotic Violations	22	N/A
Embezzlement	1	N/A
False Pretenses/Swindle/Confidence Game	8	N/A
Forcible Fondling	1	N/A
Forcible Rape	1	N/A
Intimidation	9	N/A
Justifiable Homicide	1	N/A
Motor Vehicle Theft	4	N/A
Pocket-picking	1	N/A
Purse-snatching	1	N/A
Shoplifting	3	N/A
Simple Assault	20	N/A
Stolen Property Offenses	1	N/A
Theft From Building	2	N/A
Theft From Coin Operated Machine or Device	1	N/A
Theft of Motor Vehicle Parts/Accessories	2	N/A
Weapon Law Violations	2	N/A

	<u>Index Offense Count</u>	<u>Crime Rate</u>	<u>Population</u>
Parsons SP	49		

Tucker Co SO

<u>Offense</u>	<u>Offense Count</u>	<u>Crime Rate (per 1,000 persons)</u>
Aggravated Assault	15	2.65
All Other Larceny	14	2.47
Burglary/Breaking & Entering	2	0.35
Destruction/Damage/Vandalism of Property	12	2.12
Drug/Narcotic Violations	8	1.41
Intimidation	4	0.71
Shoplifting	1	0.18
Simple Assault	2	0.35

	<u>Index Offense Count</u>	<u>Crime Rate</u>	<u>Population</u>
Tucker Co SO	32	5.65	5,663

Tyler

DNR - 6 - Tyler

<u>Offense</u>	<u>Offense Count</u>	<u>Crime Rate (per 1,000 persons)</u>
Weapon Law Violations	1	N/A

	<u>Index Offense Count</u>	<u>Crime Rate</u>	<u>Population</u>
DNR - 6 - Tyler	0		

Paden City PD

<u>Offense</u>	<u>Offense Count</u>	<u>Crime Rate (per 1,000 persons)</u>
----------------	----------------------	---------------------------------------

Aggravated Assault	1	0.38
Drug/Narcotic Violations	8	3.03

	<u>Index Offense Count</u>	<u>Crime Rate</u>	<u>Population</u>
Paden City PD	1	0.38	2,636

Tyler Co SO

<u>Offense</u>	<u>Offense Count</u>	<u>Crime Rate (per 1,000 persons)</u>	
Aggravated Assault	5	0.72	
All Other Larceny	20	2.86	
Burglary/Breaking & Entering	11	1.58	
Counterfeiting/Forgery	2	0.29	
Destruction/Damage/Vandalism of Property	31	4.44	
Drug/Narcotic Violations	35	5.01	
False Pretenses/Swindle/Confidence Game	2	0.29	
Forcible Fondling	2	0.29	
Forcible Rape	1	0.14	
Incest	1	0.14	
Intimidation	9	1.29	
Motor Vehicle Theft	1	0.14	
Murder and Nonnegligent Manslaughter	1	0.14	
Purse-snatching	2	0.29	
Sexual Assault With An Object	2	0.29	
Simple Assault	15	2.15	
Theft From Building	5	0.72	
Theft From Motor Vehicle	3	0.43	
Weapon Law Violations	9	1.29	
	<u>Index Offense Count</u>	<u>Crime Rate</u>	<u>Population</u>
Tyler Co SO	49	7.02	6,983

UPSHUR

BCI - Buckhannon

<u>Offense</u>	<u>Offense Count</u>	<u>Crime Rate (per 1,000 persons)</u>	
Bribery	1	N/A	
Drug/Narcotic Violations	22	N/A	
	<u>Index Offense Count</u>	<u>Crime Rate</u>	<u>Population</u>
BCI - Buckhannon	0		

Buckhannon PD

<u>Offense</u>	<u>Offense Count</u>	<u>Crime Rate (per 1,000 persons)</u>
Aggravated Assault	2	0.35
All Other Larceny	24	4.25
Arson	3	0.53
Burglary/Breaking & Entering	32	5.67
Counterfeiting/Forgery	9	1.59
Credit Card/Automatic Teller Fraud	2	0.35
Destruction/Damage/Vandalism of Property	44	7.79
Drug/Narcotic Violations	38	6.73

False Pretenses/Swindle/Confidence Game	4	0.71
Forcible Fondling	2	0.35
Forcible Rape	1	0.18
Intimidation	8	1.42
Motor Vehicle Theft	4	0.71
Purse-snatching	1	0.18
Shoplifting	16	2.83
Simple Assault	49	8.68
Statutory Rape	3	0.53
Stolen Property Offenses	1	0.18
Theft From Building	16	2.83
Theft From Motor Vehicle	16	2.83
Theft of Motor Vehicle Parts/Accessories	3	0.53
Weapon Law Violations	2	0.35

	<u>Index Offense Count</u>	<u>Crime Rate</u>	<u>Population</u>
Buckhannon PD	115	20.37	5,646

Buckhannon SP

<u>Offense</u>	<u>Offense Count</u>	<u>Crime Rate (per 1,000 persons)</u>
Aggravated Assault	5	N/A
All Other Larceny	30	N/A
Burglary/Breaking & Entering	15	N/A
Counterfeiting/Forgery	5	N/A
Destruction/Damage/Vandalism of Property	65	N/A
Drug/Narcotic Violations	5	N/A
False Pretenses/Swindle/Confidence Game	9	N/A
Forcible Fondling	2	N/A
Forcible Rape	1	N/A
Impersonation	3	N/A
Intimidation	13	N/A
Kidnaping/Abduction	1	N/A
Motor Vehicle Theft	5	N/A
Pornography/Obscene Material	1	N/A
Sexual Assault With An Object	1	N/A
Simple Assault	53	N/A
Statutory Rape	1	N/A
Stolen Property Offenses	1	N/A
Theft From Coin Operated Machine or Device	1	N/A
Theft From Motor Vehicle	2	N/A
Theft of Motor Vehicle Parts/Accessories	9	N/A

	<u>Index Offense Count</u>	<u>Crime Rate</u>	<u>Population</u>
Buckhannon SP	68		

DNR - 3 - Upshur Co

<u>Offense</u>	<u>Offense Count</u>	<u>Crime Rate (per 1,000 persons)</u>
False Pretenses/Swindle/Confidence Game	1	N/A

	<u>Index Offense Count</u>	<u>Crime Rate</u>	<u>Population</u>
DNR - 3 - Upshur Co	0		

Upshur Co SO

<u>Offense</u>	<u>Offense Count</u>	<u>Crime Rate (per 1,000 persons)</u>
All Other Larceny	30	1.61
Burglary/Breaking & Entering	9	0.48
Counterfeiting/Forgery	1	0.05
Credit Card/Automatic Teller Fraud	1	0.05
Destruction/Damage/Vandalism of Property	20	1.07
Drug/Narcotic Violations	13	0.70
False Pretenses/Swindle/Confidence Game	7	0.38
Forcible Rape	3	0.16
Intimidation	3	0.16
Simple Assault	43	2.31
Stolen Property Offenses	1	0.05

	<u>Index Offense Count</u>	<u>Crime Rate</u>	<u>Population</u>
Upshur Co SO	42	2.25	18,639

Wayne

Ceredo PD

<u>Offense</u>	<u>Offense Count</u>	<u>Crime Rate (per 1,000 persons)</u>
All Other Larceny	8	5.51
Burglary/Breaking & Entering	2	1.38
Counterfeiting/Forgery	1	0.69
Destruction/Damage/Vandalism of Property	4	2.75
Drug/Narcotic Violations	4	2.75
Intimidation	1	0.69
Motor Vehicle Theft	1	0.69
Simple Assault	3	2.07
Theft From Building	10	6.89
Theft From Motor Vehicle	3	2.07

	<u>Index Offense Count</u>	<u>Crime Rate</u>	<u>Population</u>
Ceredo PD	24	16.53	1,452

Fort Gay PD

<u>Offense</u>	<u>Offense Count</u>	<u>Crime Rate (per 1,000 persons)</u>
All Other Larceny	4	5.67
Burglary/Breaking & Entering	6	8.50
Drug/Narcotic Violations	3	4.25
Simple Assault	3	4.25
Theft of Motor Vehicle Parts/Accessories	1	1.42

	<u>Index Offense Count</u>	<u>Crime Rate</u>	<u>Population</u>
Fort Gay PD	11	15.58	706

Kenova PD

<u>Offense</u>	<u>Offense Count</u>	<u>Crime Rate (per 1,000 persons)</u>
Aggravated Assault	7	2.17
All Other Larceny	85	26.40

Arson	2	0.62
Burglary/Breaking & Entering	35	10.87
Counterfeiting/Forgery	3	0.93
Credit Card/Automatic Teller Fraud	2	0.62
Destruction/Damage/Vandalism of Property	31	9.63
Drug Equipment Violations	4	1.24
Drug/Narcotic Violations	11	3.42
False Pretenses/Swindle/Confidence Game	2	0.62
Forcible Fondling	1	0.31
Intimidation	12	3.73
Motor Vehicle Theft	8	2.48
Pocket-picking	4	1.24
Robbery	5	1.55
Sexual Assault With An Object	1	0.31
Shoplifting	9	2.80
Simple Assault	47	14.60
Theft From Building	4	1.24
Theft From Motor Vehicle	16	4.97
Theft of Motor Vehicle Parts/Accessories	5	1.55
Weapon Law Violations	1	0.31

	<u>Index Offense Count</u>	<u>Crime Rate</u>	<u>Population</u>
Kenova PD	178	55.28	3,220

Wayne Co SO

<u>Offense</u>	<u>Offense Count</u>	<u>Crime Rate (per 1,000 persons)</u>
All Other Larceny	47	1.48
Burglary/Breaking & Entering	81	2.55
Intimidation	1	0.03
Motor Vehicle Theft	30	0.94
Simple Assault	62	1.95
Theft From Building	6	0.19
Theft From Motor Vehicle	19	0.60
Theft of Motor Vehicle Parts/Accessories	2	0.06

	<u>Index Offense Count</u>	<u>Crime Rate</u>	<u>Population</u>
Wayne Co SO	185	5.82	31,813

Wayne PD

<u>Offense</u>	<u>Offense Count</u>	<u>Crime Rate (per 1,000 persons)</u>
All Other Larceny	11	7.77
Burglary/Breaking & Entering	5	3.53
Destruction/Damage/Vandalism of Property	2	1.41
Simple Assault	7	4.95
Theft From Motor Vehicle	2	1.41

	<u>Index Offense Count</u>	<u>Crime Rate</u>	<u>Population</u>
Wayne PD	18	12.72	1,415

Wayne SP

<u>Offense</u>	<u>Offense Count</u>	<u>Crime Rate (per 1,000 persons)</u>
----------------	----------------------	---------------------------------------

Aggravated Assault	27	N/A
All Other Larceny	158	N/A
Arson	4	N/A
Burglary/Breaking & Entering	202	N/A
Counterfeiting/Forgery	11	N/A
Credit Card/Automatic Teller Fraud	7	N/A
Destruction/Damage/Vandalism of Property	187	N/A
Drug/Narcotic Violations	49	N/A
Embezzlement	2	N/A
False Pretenses/Swindle/Confidence Game	12	N/A
Forcible Fondling	3	N/A
Forcible Rape	5	N/A
Forcible Sodomy	1	N/A
Impersonation	4	N/A
Incest	1	N/A
Intimidation	33	N/A
Kidnaping/Abduction	2	N/A
Motor Vehicle Theft	40	N/A
Murder and Nonnegligent Manslaughter	1	N/A
Prostitution	1	N/A
Robbery	4	N/A
Sexual Assault With An Object	2	N/A
Shoplifting	9	N/A
Simple Assault	116	N/A
Stolen Property Offenses	7	N/A
Theft From Building	34	N/A
Theft From Motor Vehicle	48	N/A
Theft of Motor Vehicle Parts/Accessories	34	N/A
Weapon Law Violations	1	N/A

	<u>Index Offense Count</u>	<u>Crime Rate</u>	<u>Population</u>
Wayne SP	562		

Webster

Upperglade SP

Offense	Offense Count	Crime Rate (per 1,000 persons)
Aggravated Assault	14	N/A
All Other Larceny	17	N/A
Burglary/Breaking & Entering	11	N/A
Counterfeiting/Forgery	1	N/A
Credit Card/Automatic Teller Fraud	2	N/A
Destruction/Damage/Vandalism of Property	16	N/A
Drug/Narcotic Violations	15	N/A
False Pretenses/Swindle/Confidence Game	4	N/A
Forcible Sodomy	1	N/A
Intimidation	6	N/A
Motor Vehicle Theft	3	N/A

Murder and Nonnegligent Manslaughter	1	N/A
Pornography/Obscene Material	2	N/A
Shoplifting	3	N/A
Simple Assault	6	N/A
Stolen Property Offenses	1	N/A
Theft From Building	4	N/A
Theft From Motor Vehicle	1	N/A
Theft of Motor Vehicle Parts/Accessories	13	N/A
Wire Fraud	1	N/A

	<u>Index Offense Count</u>	<u>Crime Rate</u>	<u>Population</u>
Upperglade SP	67		

Wetzel

DNR - 1 - Wetzel

<u>Offense</u>	<u>Offense Count</u>	<u>Crime Rate (per 1,000 persons)</u>
Weapon Law Violations	1	N/A

	<u>Index Offense Count</u>	<u>Crime Rate</u>	<u>Population</u>
DNR - 1 - Wetzel	0		

Hundred SP

<u>Offense</u>	<u>Offense Count</u>	<u>Crime Rate (per 1,000 persons)</u>
Aggravated Assault	4	N/A
All Other Larceny	13	N/A
Burglary/Breaking & Entering	14	N/A
Counterfeiting/Forgery	4	N/A
Destruction/Damage/Vandalism of Property	26	N/A
Drug/Narcotic Violations	12	N/A
False Pretenses/Swindle/Confidence Game	4	N/A
Forcible Fondling	2	N/A
Impersonation	1	N/A
Intimidation	5	N/A
Motor Vehicle Theft	1	N/A
Shoplifting	2	N/A
Simple Assault	26	N/A
Stolen Property Offenses	1	N/A
Theft From Building	14	N/A
Theft From Motor Vehicle	5	N/A
Theft of Motor Vehicle Parts/Accessories	2	N/A
Weapon Law Violations	2	N/A

	<u>Index Offense Count</u>	<u>Crime Rate</u>	<u>Population</u>
Hundred SP	55		

New Martinsville PD

<u>Offense</u>	<u>Offense Count</u>	<u>Crime Rate (per 1,000 persons)</u>
Aggravated Assault	2	0.37
All Other Larceny	28	5.21
Burglary/Breaking & Entering	10	1.86

Counterfeiting/Forgery	6	1.12
Destruction/Damage/Vandalism of Property	19	3.54
Forcible Rape	1	0.19
Forcible Sodomy	1	0.19
Intimidation	2	0.37
Motor Vehicle Theft	4	0.74
Pornography/Obscene Material	1	0.19
Shoplifting	3	0.56
Simple Assault	13	2.42
Statutory Rape	1	0.19
Theft From Motor Vehicle	2	0.37

	<u>Index Offense Count</u>	<u>Crime Rate</u>	<u>Population</u>
New Martinsville PD	50	9.31	5,373

Paden City SP

<u>Offense</u>	<u>Offense Count</u>	<u>Crime Rate (per 1,000 persons)</u>
Aggravated Assault	2	N/A
All Other Larceny	8	N/A
Arson	1	N/A
Burglary/Breaking & Entering	5	N/A
Counterfeiting/Forgery	2	N/A
Credit Card/Automatic Teller Fraud	1	N/A
Destruction/Damage/Vandalism of Property	6	N/A
Drug/Narcotic Violations	12	N/A
False Pretenses/Swindle/Confidence Game	4	N/A
Intimidation	5	N/A
Motor Vehicle Theft	5	N/A
Simple Assault	20	N/A
Statutory Rape	1	N/A
Stolen Property Offenses	2	N/A
Theft From Building	1	N/A
Theft From Motor Vehicle	3	N/A

	<u>Index Offense Count</u>	<u>Crime Rate</u>	<u>Population</u>
Paden City SP	24		

Wetzel Co SO

<u>Offense</u>	<u>Offense Count</u>	<u>Crime Rate (per 1,000 persons)</u>
Aggravated Assault	1	0.11
All Other Larceny	14	1.53
Arson	1	0.11
Burglary/Breaking & Entering	9	0.99
Destruction/Damage/Vandalism of Property	8	0.88
Drug/Narcotic Violations	3	0.33
False Pretenses/Swindle/Confidence Game	1	0.11
Sexual Assault With An Object	1	0.11
Simple Assault	13	1.42
Stolen Property Offenses	2	0.22
Theft From Motor Vehicle	1	0.11

Wetzel Co SO

Index Offense Count Crime Rate Population
25 2.74 9,135

Wirt

Elizabeth SP

<u>Offense</u>	<u>Offense Count</u>	<u>Crime Rate (per 1,000 persons)</u>
Aggravated Assault	7	N/A
All Other Larceny	13	N/A
Burglary/Breaking & Entering	12	N/A
Counterfeiting/Forgery	1	N/A
Destruction/Damage/Vandalism of Property	22	N/A
Drug/Narcotic Violations	6	N/A
Embezzlement	1	N/A
False Pretenses/Swindle/Confidence Game	1	N/A
Forcible Fondling	1	N/A
Forcible Sodomy	1	N/A
Intimidation	2	N/A
Kidnaping/Abduction	1	N/A
Motor Vehicle Theft	4	N/A
Pornography/Obscene Material	1	N/A
Shoplifting	2	N/A
Simple Assault	19	N/A
Statutory Rape	1	N/A
Theft From Motor Vehicle	4	N/A
Theft of Motor Vehicle Parts/Accessories	2	N/A
Weapon Law Violations	1	N/A

Index Offense Count Crime Rate Population
44

Elizabeth SP

Wirt Co SO

<u>Offense</u>	<u>Offense Count</u>	<u>Crime Rate (per 1,000 persons)</u>
Aggravated Assault	6	1.05
All Other Larceny	12	2.10
Arson	1	0.17
Burglary/Breaking & Entering	26	4.54
Counterfeiting/Forgery	1	0.17
Destruction/Damage/Vandalism of Property	16	2.80
Drug/Narcotic Violations	5	0.87
False Pretenses/Swindle/Confidence Game	1	0.17
Impersonation	1	0.17
Intimidation	13	2.27
Pornography/Obscene Material	1	0.17
Shoplifting	2	0.35
Stolen Property Offenses	2	0.35
Theft From Building	1	0.17
Theft From Motor Vehicle	2	0.35
Theft of Motor Vehicle Parts/Accessories	1	0.17

Weapon Law Violations 2 0.35

Wirt Co SO Index Offense Count 50 Crime Rate 8.74 Population 5,724

Wood

DNR - 6 - Wood

<u>Offense</u>	<u>Offense Count</u>	<u>Crime Rate (per 1,000 persons)</u>
Drug/Narcotic Violations	3	N/A

	<u>Index Offense Count</u>	<u>Crime Rate</u>	<u>Population</u>
DNR - 6 - Wood	0		

Parkersburg PD

<u>Offense</u>	<u>Offense Count</u>	<u>Crime Rate (per 1,000 persons)</u>
Aggravated Assault	74	2.35
All Other Larceny	592	18.77
Arson	27	0.86
Burglary/Breaking & Entering	283	8.98
Counterfeiting/Forgery	53	1.68
Credit Card/Automatic Teller Fraud	11	0.35
Destruction/Damage/Vandalism of Property	382	12.11
Drug/Narcotic Violations	94	2.98
Embezzlement	8	0.25
False Pretenses/Swindle/Confidence Game	96	3.04
Forcible Fondling	15	0.48
Forcible Rape	19	0.60
Forcible Sodomy	3	0.10
Impersonation	5	0.16
Incest	3	0.10
Intimidation	48	1.52
Kidnaping/Abduction	5	0.16
Motor Vehicle Theft	52	1.65
Murder and Nonnegligent Manslaughter	3	0.10
Pocket-picking	2	0.06
Pornography/Obscene Material	4	0.13
Robbery	23	0.73
Shoplifting	132	4.19
Simple Assault	411	13.03
Statutory Rape	4	0.13
Stolen Property Offenses	6	0.19
Theft From Building	20	0.63
Theft From Coin Operated Machine or Device	1	0.03
Theft From Motor Vehicle	256	8.12
Weapon Law Violations	8	0.25

	<u>Index Offense Count</u>	<u>Crime Rate</u>	<u>Population</u>
Parkersburg PD	1,457	46.21	31,532

Parkersburg SP

<u>Offense</u>	<u>Offense Count</u>	<u>Crime Rate (per 1,000 persons)</u>
Aggravated Assault	4	N/A
All Other Larceny	64	N/A
Burglary/Breaking & Entering	21	N/A
Counterfeiting/Forgery	9	N/A
Credit Card/Automatic Teller Fraud	5	N/A
Destruction/Damage/Vandalism of Property	33	N/A
Drug/Narcotic Violations	72	N/A
False Pretenses/Swindle/Confidence Game	15	N/A
Forcible Fondling	1	N/A
Forcible Rape	3	N/A
Impersonation	2	N/A
Intimidation	5	N/A
Motor Vehicle Theft	7	N/A
Robbery	1	N/A
Sexual Assault With An Object	2	N/A
Shoplifting	3	N/A
Simple Assault	17	N/A
Theft From Building	4	N/A
Theft From Motor Vehicle	18	N/A
Weapon Law Violations	3	N/A

	<u>Index Offense Count</u>	<u>Crime Rate</u>	<u>Population</u>
Parkersburg SP	125		

tf Parkersburg Vio Crime Narc

<u>Offense</u>	<u>Offense Count</u>	<u>Crime Rate (per 1,000 persons)</u>
Drug/Narcotic Violations	120	N/A

	<u>Index Offense Count</u>	<u>Crime Rate</u>	<u>Population</u>
tf Parkersburg Vio Crime Narc	0		

Vienna PD

<u>Offense</u>	<u>Offense Count</u>	<u>Crime Rate (per 1,000 persons)</u>
Aggravated Assault	9	0.84
All Other Larceny	98	9.11
Arson	1	0.09
Burglary/Breaking & Entering	15	1.39
Counterfeiting/Forgery	11	1.02
Credit Card/Automatic Teller Fraud	5	0.46
Destruction/Damage/Vandalism of Property	53	4.92
Drug Equipment Violations	1	0.09
Drug/Narcotic Violations	19	1.77
Embezzlement	8	0.74
False Pretenses/Swindle/Confidence Game	2	0.19
Forcible Fondling	1	0.09
Forcible Rape	1	0.09
Forcible Sodomy	1	0.09
Impersonation	2	0.19
Intimidation	5	0.46

Motor Vehicle Theft	5	0.46
Robbery	1	0.09
Shoplifting	123	11.43
Simple Assault	76	7.06
Stolen Property Offenses	2	0.19
Theft From Building	5	0.46
Theft From Motor Vehicle	33	3.07
Weapon Law Violations	1	0.09

	<u>Index Offense Count</u>	<u>Crime Rate</u>	<u>Population</u>
Vienna PD	290	26.94	10,763

Williamstown PD

<u>Offense</u>	<u>Offense Count</u>	<u>Crime Rate (per 1,000 persons)</u>
Aggravated Assault	2	0.69
All Other Larceny	3	1.03
Burglary/Breaking & Entering	1	0.34
Counterfeiting/Forgery	1	0.34
Credit Card/Automatic Teller Fraud	1	0.34
Destruction/Damage/Vandalism of Property	4	1.37
Drug/Narcotic Violations	1	0.34
False Pretenses/Swindle/Confidence Game	1	0.34
Intimidation	2	0.69
Theft From Building	2	0.69
Theft From Motor Vehicle	3	1.03

	<u>Index Offense Count</u>	<u>Crime Rate</u>	<u>Population</u>
Williamstown PD	11	3.78	2,912

Wood Co SO

<u>Offense</u>	<u>Offense Count</u>	<u>Crime Rate (per 1,000 persons)</u>
Aggravated Assault	139	3.32
All Other Larceny	108	2.58
Arson	19	0.45
Burglary/Breaking & Entering	107	2.56
Counterfeiting/Forgery	7	0.17
Credit Card/Automatic Teller Fraud	16	0.38
Destruction/Damage/Vandalism of Property	122	2.91
Drug/Narcotic Violations	53	1.27
Embezzlement	3	0.07
False Pretenses/Swindle/Confidence Game	19	0.45
Forcible Fondling	19	0.45
Forcible Rape	10	0.24
Forcible Sodomy	2	0.05
Impersonation	2	0.05
Intimidation	43	1.03
Motor Vehicle Theft	20	0.48
Purse-snatching	4	0.10
Robbery	3	0.07
Sexual Assault With An Object	8	0.19

Shoplifting	26	0.62
Simple Assault	122	2.91
Statutory Rape	1	0.02
Stolen Property Offenses	7	0.17
Theft From Building	50	1.19
Theft From Coin Operated Machine or Device	1	0.02
Theft From Motor Vehicle	96	2.29
Theft of Motor Vehicle Parts/Accessories	9	0.22
Weapon Law Violations	8	0.19

	<u>Index Offense Count</u>	<u>Crime Rate</u>	<u>Population</u>
Wood Co SO	573	13.69	41,860

Wyoming

Jesse SP

<u>Offense</u>	<u>Offense Count</u>	<u>Crime Rate (per 1,000 persons)</u>
Aggravated Assault	6	N/A
All Other Larceny	21	N/A
Burglary/Breaking & Entering	12	N/A
Counterfeiting/Forgery	2	N/A
Destruction/Damage/Vandalism of Property	13	N/A
Embezzlement	1	N/A
False Pretenses/Swindle/Confidence Game	2	N/A
Forcible Fondling	4	N/A
Impersonation	2	N/A
Motor Vehicle Theft	4	N/A
Simple Assault	4	N/A
Statutory Rape	1	N/A
Theft From Building	1	N/A
Theft From Motor Vehicle	4	N/A
Theft of Motor Vehicle Parts/Accessories	1	N/A
Weapon Law Violations	1	N/A

	<u>Index Offense Count</u>	<u>Crime Rate</u>	<u>Population</u>
Jesse SP	49		

Mullens PD

<u>Offense</u>	<u>Offense Count</u>	<u>Crime Rate (per 1,000 persons)</u>
Aggravated Assault	2	1.28
All Other Larceny	12	7.69
Burglary/Breaking & Entering	15	9.61
Destruction/Damage/Vandalism of Property	10	6.41
Motor Vehicle Theft	1	0.64
Robbery	1	0.64
Sexual Assault With An Object	1	0.64
Shoplifting	2	1.28
Simple Assault	7	4.48
Theft From Motor Vehicle	4	2.56

	<u>Index Offense Count</u>	<u>Crime Rate</u>	<u>Population</u>
Mullens PD	37	23.70	1,561

Oceana PD

Offense	Offense Count	Crime Rate (per 1,000 persons)
Aggravated Assault	25	17.91
All Other Larceny	58	41.55
Assisting or Promoting Prostitution	1	0.72
Burglary/Breaking & Entering	11	7.88
Counterfeiting/Forgery	3	2.15
Destruction/Damage/Vandalism of Property	14	10.03
Drug/Narcotic Violations	34	24.36
False Pretenses/Swindle/Confidence Game	6	4.30
Forcible Rape	1	0.72
Intimidation	2	1.43
Motor Vehicle Theft	2	1.43
Robbery	3	2.15
Shoplifting	43	30.80
Simple Assault	3	2.15
Theft From Building	4	2.87
Theft From Motor Vehicle	3	2.15
Theft of Motor Vehicle Parts/Accessories	1	0.72
Weapon Law Violations	2	1.43

	<u>Index Offense Count</u>	<u>Crime Rate</u>	<u>Population</u>
Oceana PD	151	108.17	1,396

Wyoming Co SO

Offense	Offense Count	Crime Rate (per 1,000 persons)
Aggravated Assault	27	1.34
All Other Larceny	182	9.01
Arson	3	0.15
Burglary/Breaking & Entering	104	5.15
Counterfeiting/Forgery	2	0.10
Credit Card/Automatic Teller Fraud	3	0.15
Destruction/Damage/Vandalism of Property	74	3.66
Drug/Narcotic Violations	5	0.25
False Pretenses/Swindle/Confidence Game	4	0.20
Forcible Fondling	2	0.10
Forcible Rape	1	0.05
Intimidation	1	0.05
Motor Vehicle Theft	26	1.29
Robbery	4	0.20
Sexual Assault With An Object	1	0.05
Shoplifting	1	0.05
Simple Assault	52	2.57
Stolen Property Offenses	4	0.20
Theft From Building	8	0.40
Theft From Motor Vehicle	11	0.54

Theft of Motor Vehicle Parts/Accessories	2	0.10	
Weapon Law Violations	1	0.05	
	<u>Index Offense Count</u>	<u>Crime Rate</u>	<u>Population</u>
Wyoming Co SO	366	18.12	20,200

SECTION I

Number of Criminal Incidents, Offenses, Persons Victimized and Offenders Known to Law Enforcement

2011

COUNTY	AGENCY	Population	Incidents	Offenses	Victims	Offenders
Barbour						
	Barbour Co SO	11,717	27	56	36	50
	Belington PD	1,923	41	52	38	38
	Philippi PD	2,970	86	106	81	66
	DNR - 1 - Barbour	0	2	2	0	2
	Philippi SP	0	126	186	147	129
		16,610	270	402	302	285

Berkeley

	Berkeley Co SO	87,053	1,855	2,366	1,848	1,458
	Martinsburg PD	17,249	2,045	2,939	1,488	2,229
	DNR - 2 - Berkeley	0	1	1	1	1
	tf Eastern Panhandle Drug & Vio	0	301	417	1	417
	Martinsburg SP	0	1,640	2,432	1,552	1,963
		104,302	5,842	8,155	4,890	6,068

Boone

	Boone Co SO	20,214	153	158	149	112
	Madison SP	0	636	808	410	631
	Whitesville SP	0	170	285	164	285
		20,214	959	1,251	723	1,028

Braxton

	Braxton Co SO	12,127	156	176	125	176
	DNR - 3 - Braxton	0	2	2	0	2
	Sutton SP	0	309	478	288	386
		12,127	467	656	413	564

Number of Criminal Incidents, Offenses, Persons Victimized and Offenders Known to Law Enforcement

2011

COUNTY	AGENCY	Population	Incidents	Offenses	Victims	Offenders
Brooke						
	Brooke Co SO	13,240	211	283	241	283
	Follansbee PD	2,990	70	98	72	98
	Wellsburg PD	2,809	110	170	105	170
	Wellsburg SP	0	55	56	44	54
		19,039	446	607	462	605

Cabell						
	Cabell CO SO	44,775	1,192	1,735	1,300	1,211
	Barboursville PD	3,969	561	767	228	639
	Huntington PD	49,201	4,738	5,177	4,148	2,331
	Milton PD	2,426	61	69	37	46
	Marshall Univ Police	0	211	379	197	377
	DNR - 5 - Cabell	0	1	1	0	1
	tf Huntington Drug & Vio Crime	0	24	38	0	38
	Huntington SP	0	989	1,163	625	828
		100,371	7,592	9,329	6,535	5,471

Calhoun						
	DNR - 6 - Calhoun	0	3	3	0	3
	Grantsville SP	0	198	284	157	221
			201	287	157	224

Clay						
	Clay SP	0	177	191	97	150
			177	191	97	150

Number of Criminal Incidents, Offenses, Persons Victimized and Offenders Known to Law Enforcement

2011

COUNTY	AGENCY	Population	Incidents	Offenses	Victims	Offenders
<u>Doddridge</u>						
	Doddridge Co SO	7,386	73	74	54	48
	West Union PD	826	3	3	1	3
	West Union SP	0	77	78	59	77
		8,212	153	155	114	128

Fayette

	Fayette Co SO	30,243	1,032	1,357	1,093	777
	Ansted PD	1,406	8	8	4	8
	Montgomery PD	1,640	36	39	22	21
	Mount Hope PD	1,416	52	67	57	40
	WVU Tech-Security	0	36	51	27	51
	DNR - 4 - Fayette	0	4	4	0	4
	Gauley Bridge SP	0	130	168	125	92
	Oak Hill SP	0	395	510	269	355
	Turnpike - Fayette	0	12	12	0	11
		34,705	1,705	2,216	1,597	1,359

Kanawha

	ICAC Unit	0	20	20	2	19
			20	20	2	19

Gilmer

	Glennville PD	1,539	39	52	31	52
	Glennville State College	0	17	20	13	12
	Glennville SP	0	115	157	109	157
		1,539	171	229	153	221

Number of Criminal Incidents, Offenses, Persons Victimized and Offenders Known to Law Enforcement

2011

COUNTY	AGENCY	Population	Incidents	Offenses	Victims	Offenders
Grant						
	Grant Co SO	9,192	77	81	51	78
	tf Potomac Highland Drug & Vio	0	73	113	0	113
	Petersburg SP	0	181	278	198	216
		9,192	331	472	249	407

Greenbrier

	Greenbrier Co SO	24,984	220	220	160	220
	Lewisburg PD	3,835	193	243	118	243
	Rainelle PD	1,507	27	32	17	31
	Ronceverte PD	1,767	78	89	77	89
	White Sulphur Springs PD	2,447	14	26	14	23
	DNR - 4 - Greenbrier	0	2	2	0	2
	Lewisburg SP	0	221	246	156	180
	Rainelle SP	0	104	114	93	60
		34,540	859	972	635	848

Hampshire

	Hampshire Co SO	21,790	246	403	318	289
	Romney PD	1,850	30	34	25	32
	Capon Bridge PD	355	11	14	5	5
	Romney SP	0	451	668	442	668
		23,995	735	1,119	790	994

Number of Criminal Incidents, Offenses, Persons Victimized and Offenders Known to Law Enforcement

2011

COUNTY	AGENCY	Population	Incidents	Offenses	Victims	Offenders
<u>Hancock</u>						
	Hancock Co SO	11,276	113	120	101	120
	Weirton PD	19,771	675	796	574	796
	New Cumberland PD	1,104	26	33	28	33
	DNR - 1 - Hancock	0	1	1	0	1
	tf Hancock-Brooke Drug	0	3	3	0	3
	New Cumberland SP	0	54	58	40	44
		32,151	872	1,011	743	997

<u>Hardy</u>						
	Hardy Co SO	11,225	115	148	123	109
	Moorefield PD	2,547	162	235	140	192
	Moorefield SP	0	244	458	327	376
		13,772	464	841	590	677

<u>Harrison</u>						
	Harrison Co SO	34,955	796	1,206	864	810
	Bridgeport PD	8,159	514	787	367	587
	Clarksburg PD	16,599	1,515	1,919	1,195	1,404
	Shinnston PD	2,204	151	194	129	143
	Stonewood PD	1,808	4	4	4	1
	Nutter Fort PD	1,595	103	126	92	76
	Lumberport PD	877	13	24	24	20
	DNR - 1 - Harrison	0	11	11	1	11
	tf Harrison Co Drug & Vio Crime	0	59	59	0	59
	Bridgeport SP	0	574	712	583	712
		66,197	3,737	5,042	3,259	3,823

Number of Criminal Incidents, Offenses, Persons Victimized and Offenders Known to Law Enforcement

2011

COUNTY	AGENCY	Population	Incidents	Offenses	Victims	Offenders
Jackson						
	Jackson Co SO	22,111	104	108	93	69
	Ravenswood PD	3,881	214	236	167	205
	Ripley PD	3,256	92	100	64	55
	DNR - 6 - Jackson	0	2	2	0	2
	Ripley SP	0	298	452	294	452
		29,248	710	898	618	783

Jefferson

	Jefferson Co SO	40,786	521	529	461	505
	Charles Town PD	5,266	107	112	84	107
	Shepherdstown PD	1,736	4	4	4	4
	Ranson PD	4,446	65	72	40	51
	Harpers Ferry PD	1,332	6	8	3	7
	DNR - 2 - Jefferson	0	2	2	0	2
	Shepherd University	0	41	59	35	59
	Kearneysville SP	0	705	907	642	633
		53,566	1,451	1,693	1,269	1,368

Number of Criminal Incidents, Offenses, Persons Victimized and Offenders Known to Law Enforcement

2011

COUNTY	AGENCY	Population	Incidents	Offenses	Victims	Offenders
<u>Kanawha</u>						
	Kanawha Co SO	93,334	4,334	6,777	5,295	5,065
	Charleston PD	51,466	6,390	10,517	6,744	8,349
	Dunbar PD	7,917	511	880	666	685
	Nitro PD	7,187	540	844	412	631
	St Albans PD	11,058	854	1,342	873	966
	South Charleston PD	13,467	1,257	2,367	1,348	1,894
	Marmet PD	1,505	27	28	21	15
	East Bank PD	960	2	2	2	0
	Glasgow PD	906	35	38	36	18
	Cedar Grove PD	998	5	6	5	5
	WV State University	0	52	67	50	47
	DNR - 5 - Kanawha	0	2	2	0	2
	Kanawha Co Parks	0	5	5	2	0
	tf Metro Drug Enforcement	0	208	327	1	319
	Quincy SP	0	522	718	229	600
	So Charleston SP	0	1,288	1,797	978	1,245
	Turnpike - Kanawha	0	33	34	4	28
	BCI - SO Charleston	0	55	58	0	56
		188,798	16,120	25,809	16,666	19,925

Number of Criminal Incidents, Offenses, Persons Victimized and Offenders Known to Law Enforcement

2011

COUNTY	AGENCY	Population	Incidents	Offenses	Victims	Offenders
<u>Lewis</u>						
	Lewis Co SO	12,278	78	111	86	102
	Weston PD	4,115	47	60	41	60
	DNR - 3 - Lewis	0	1	1	0	1
	Weston SP	0	218	348	215	276
		16,393	344	520	342	439
<u>Lincoln</u>						
	Hamlin PD	1,143	72	86	66	69
	Hamlin SP	0	980	1,434	882	1,026
		1,143	1,052	1,520	948	1,095
<u>Logan</u>						
	Logan Co SO	32,243	137	200	137	173
	Logan PD	1,781	326	409	233	408
	Chapmanville PD	1,258	109	123	73	121
	DNR - 5 - Logan	0	1	1	0	1
	tf U S 119 Task Force	0	45	52	1	52
	Logan SP	0	1,219	1,697	1,091	1,697
		35,282	1,837	2,482	1,535	2,452
<u>McDowell</u>						
	McDowell Co SO	15,708	366	471	345	471
	Welch PD	2,409	55	72	24	72
	DNR - 4 - McDowell	0	2	2	0	2
	Welch SP	0	339	390	305	265
		18,117	762	935	674	810

Number of Criminal Incidents, Offenses, Persons Victimized and Offenders Known to Law Enforcement

2011

COUNTY	AGENCY	Population	Incidents	Offenses	Victims	Offenders
<u>Marion</u>						
	Marion Co SO	31,014	65	78	42	65
	Fairmont PD	18,728	874	1,314	1,033	1,310
	Monongah PD	1,045	5	5	5	5
	DNR - 1 - Marion	0	1	1	0	1
	Fairmont Campus Police	0	65	77	51	77
	Fairmont SP	0	320	405	261	405
	BCI - Fairmont	0	18	18	0	18
		50,787	1,348	1,898	1,392	1,881

Marshall

	Marshall Co SO	17,718	470	660	531	402
	Benwood PD	1,422	10	10	4	8
	Glen Dale PD	1,528	58	73	48	72
	Moundsville PD	9,330	994	1,256	912	1,256
	Moundsville SP	0	125	144	83	144
		29,998	1,655	2,143	1,578	1,882

Mason

	Mason Co SO	19,586	248	249	225	87
	Point Pleasant PD	4,356	321	395	284	395
	Mason PD	969	18	18	13	14
	DNR - 5 - Mason	0	1	1	0	1
	Point Pleasant SP	0	285	341	242	340
		24,911	873	1,004	764	837

Number of Criminal Incidents, Offenses, Persons Victimized and Offenders Known to Law Enforcement

2011

COUNTY	AGENCY	Population	Incidents	Offenses	Victims	Offenders
<u>Mercer</u>						
	Mercer Co SO	43,804	914	1,461	1,003	1,461
	Bluefield PD	10,460	199	296	215	223
	Princeton PD	6,440	971	1,511	1,024	1,075
	Concord College Security	0	40	62	40	48
	DNR - 4 - Mercer	0	4	4	1	4
	Princeton SP	0	900	1,026	764	588
	Turnpike - Mercer	0	21	22	1	22
	BCI - Bluefield	0	346	380	0	380
		60,704	3,395	4,762	3,048	3,801
<u>Mineral</u>						
	Mineral Co SO	21,249	250	436	321	436
	Keyser PD	5,446	277	347	198	347
	Potomac State College Police	0	43	45	20	20
	Keyser SP	0	699	1,031	788	1,030
		26,695	1,269	1,859	1,327	1,833
<u>Mingo</u>						
	Mingo Co SO	21,740	80	94	69	91
	Williamson PD	3,195	120	161	116	111
	Williamson SP	0	396	609	405	486
	Gilbert SP	0	164	257	195	257
		24,935	760	1,121	785	945

Number of Criminal Incidents, Offenses, Persons Victimized and Offenders Known to Law Enforcement

2011

COUNTY	AGENCY	Population	Incidents	Offenses	Victims	Offenders
<u>Monongalia</u>						
	Monongalia Co SO	60,017	894	1,203	876	644
	Morgantown PD	29,698	1,694	2,416	1,839	1,086
	DNR - 1 - Monongalia	0	1	1	0	1
	tf Monongalia Valley Drug	0	3	3	0	3
	Morgantown SP	0	1,301	1,523	1,140	790
		89,715	3,893	5,146	3,855	2,524
<u>Monroe</u>						
	Monroe Co SO	13,318	152	190	171	189
	Alderson PD	1,186	3	3	3	3
	DNR - 4 - Monroe	0	2	2	0	2
	Union SP	0	137	191	141	150
		14,504	294	386	315	344
<u>Morgan</u>						
	Morgan Co SO	16,429	418	476	357	476
	DNR - 2 - Morgan	0	1	1	0	1
	Berkeley Springs SP	0	214	276	232	276
		16,429	633	753	589	753

Number of Criminal Incidents, Offenses, Persons Victimized and Offenders Known to Law Enforcement

2011

COUNTY	AGENCY	Population	Incidents	Offenses	Victims	Offenders
<u>Nicholas</u>						
	Nicholas Co SO	20,636	590	1,040	833	830
	Summersville PD	3,577	204	277	119	228
	DNR - 3 - Nicholas	0	5	5	0	5
	tf Central WV Drug	0	67	79	0	79
	Richwood SP	0	83	120	44	120
	Summersville SP	0	167	200	131	151
		24,213	1,116	1,721	1,127	1,413

<u>Ohio</u>						
	Ohio Co SO	10,830	443	609	357	332
	Wheeling PD	28,522	2,055	2,868	2,229	1,767
	Triadelphia PD	812	9	11	9	5
	Bethlehem PD	2,502	20	21	18	15
	West Liberty College	0	17	17	16	6
	DNR - 1 - Ohio	0	1	1	0	1
	tf Ohio Valley Drug & Vio Crime	0	54	72	0	71
	Wheeling SP	0	252	295	89	256
		42,666	2,848	3,894	2,718	2,453

<u>Pendleton</u>						
	Franklin SP	0	89	171	141	144
			89	171	141	144

Number of Criminal Incidents, Offenses, Persons Victimized and Offenders Known to Law Enforcement

2011

COUNTY	AGENCY	Population	Incidents	Offenses	Victims	Offenders
<u>Pleasants</u>						
	Pleasants Co SO	5,753	6	6	6	6
	DNR - 6 - Pleasants	0	1	1	0	1
	St Marys SP	0	56	68	50	68
		5,753	63	75	56	75
<u>Pocahontas</u>						
	Pocahontas Co SO	7,675	52	72	56	62
	DNR - 3 - Pocahontas	0	1	1	0	1
	Marlinton SP	0	219	304	185	304
		7,675	272	377	241	367
<u>Preston</u>						
	Preston Co SO	27,116	556	806	541	439
	Kingwood PD	2,943	9	9	6	2
	Terra Alta PD	1,479	13	19	8	15
	Rowlesburg PD	585	2	2	2	1
	DNR - 1 - Preston	0	2	2	0	2
	Kingwood SP	0	429	618	439	618
		32,123	1,010	1,456	996	1,077
<u>Putnam</u>						
	Putnam Co SO	43,309	647	991	719	628
	Hurricane PD	6,292	433	669	342	512
	Winfield PD	2,304	11	11	9	10
	Eleanor PD	1,520	9	10	6	10
	Winfield SP	0	369	551	318	394
		53,425	1,469	2,232	1,394	1,554

Number of Criminal Incidents, Offenses, Persons Victimized and Offenders Known to Law Enforcement

2011

COUNTY	AGENCY	Population	Incidents	Offenses	Victims	Offenders
<u>Raleigh</u>						
	Raleigh Co SO	58,394	1,910	3,396	2,418	2,691
	Beckley PD	17,637	3,262	5,313	3,469	4,039
	Sophia PD	1,346	94	153	100	142
	DNR - 4 - Raleigh	0	11	11	0	11
	Beckley SP	0	976	1,535	851	1,110
	Turnpike - Raleigh	0	64	73	11	58
	BCI - Beckley	0	106	117	2	115
		77,377	6,423	10,598	6,851	8,166

Randolph

	Randolph Co SO	22,340	160	263	192	189
	Elkins PD	7,103	338	475	362	224
	DNR - 3 - Randolph	0	4	4	0	4
	Elkins SP	0	584	833	612	571
		29,443	1,072	1,575	1,166	988

Ritchie

	Ritchie Co SO	7,412	147	219	156	150
	Harrisville PD	1,878	28	40	16	28
	Pennsboro PD	1,172	3	3	2	3
	Harrisville SP	0	209	222	135	222
		10,462	387	484	309	403

Number of Criminal Incidents, Offenses, Persons Victimized and Offenders Known to Law Enforcement

2011

COUNTY	AGENCY	Population	Incidents	Offenses	Victims	Offenders
<u>Roane</u>						
	Roane Co SO	12,620	172	186	133	117
	Spencer PD	2,325	188	204	138	203
	Spencer SP	0	218	249	142	209
		14,945	578	639	413	529
<u>Summers</u>						
	Summers Co SO	11,266	98	108	103	108
	Hinton PD	2,679	202	227	182	227
	DNR - 4 - Summers	0	4	4	0	4
	Hinton SP	0	150	172	147	172
		13,945	454	511	432	511
<u>Taylor</u>						
	Taylor Co SO	11,746	35	36	35	11
	Grafton PD	5,171	4	8	8	8
	DNR - 1 - Taylor	0	2	4	0	4
	Grafton SP	0	43	49	40	35
		16,917	84	97	83	58
<u>Tucker</u>						
	Tucker Co SO	5,663	26	39	36	29
	Parsons PD	1,487	30	30	26	13
	Parsons SP	0	92	122	77	96
		7,150	148	191	139	138

Number of Criminal Incidents, Offenses, Persons Victimized and Offenders Known to Law Enforcement

2011

COUNTY	AGENCY	Population	Incidents	Offenses	Victims	Offenders
<u>Tyler</u>						
	Tyler Co SO	6,983	183	189	139	189
	Paden City PD	2,636	2	2	1	2
	Sistersville PD	1,398	30	43	30	33
		11,017	215	234	170	224

<u>Upshur</u>						
	Upshur Co SO	18,639	185	186	144	186
	Buckhannon PD	5,646	346	446	272	446
	DNR - 3 - Upshur Co	0	6	6	0	6
	Buckhannon SP	0	276	329	270	206
	BCI - Buckhannon	0	20	23	2	23
		24,285	832	990	688	867

<u>Wayne</u>						
	Wayne Co SO	31,813	274	281	256	105
	Ceredo PD	1,452	45	58	48	58
	Kenova PD	3,220	241	249	195	120
	Wayne PD	1,415	17	17	13	4
	Fort Gay PD	706	32	33	29	14
	Wayne SP	0	850	1,024	812	578
		38,606	1,431	1,662	1,353	879

<u>Webster</u>						
	DNR - 3 - Webster	0	7	7	1	7
	Upperglade SP	0	147	205	121	153
			154	212	122	160

Number of Criminal Incidents, Offenses, Persons Victimized and Offenders Known to Law Enforcement

2011

COUNTY	AGENCY	Population	Incidents	Offenses	Victims	Offenders
Wetzel						
	Wetzel Co SO	9,135	50	53	35	31
	New Martinsville PD	5,373	101	102	81	34
	Paden City SP	0	94	117	84	81
	Hundred SP	0	127	140	103	108
		14,508	372	412	303	254

Wirt						
	Wirt Co SO	5,724	99	136	100	93
	Elizabeth SP	0	128	175	145	174
		5,724	227	311	245	267

Wood						
	Wood Co SO	41,860	799	1,153	880	676
	Parkersburg PD	31,532	2,708	3,764	3,003	2,181
	Vienna PD	10,763	369	469	226	296
	Williamstown PD	2,912	3	3	3	2
	DNR - 6 - Wood	0	4	4	0	4
	tf Parkersburg Vio Crime Narc	0	56	70	0	66
	Parkersburg SP	0	320	350	187	350
		87,067	4,259	5,813	4,299	3,575

Wyoming						
	Wyoming Co SO	20,200	454	480	391	198
	Oceana PD	1,396	230	319	194	261
	DNR - 4 - Wyoming	0	2	2	0	2
	Jesse SP	0	93	120	82	75
		21,596	779	921	667	536

Number of Criminal Incidents, Offenses, Persons Victimized and Offenders Known to Law Enforcement

2011

COUNTY	AGENCY	Population	Incidents	Offenses	Victims	Offenders
<u>MARION</u>						
	TF--3 RIVERS	0	18	20	0	20
			<u>18</u>	<u>20</u>	<u>0</u>	<u>20</u>
<u>Monongalia</u>						
	WV University - Police	0	590	835	376	527
			<u>590</u>	<u>835</u>	<u>376</u>	<u>527</u>
<u>Grand Total:</u>			<u>83,531</u>	<u>121,315</u>	<u>81,705</u>	<u>90,725</u>

Number of Incidents, Offenses, Persons Victimized and Known Offenders (*Crimes Against Persons*)

2011

<u>Offense Type</u>	Number of Incidents	Number of Offenses	Number of Persons Victimized	Number of Known Offenders
CRIMES AGAINST PERSONS				
Murder and Nonnegligent Manslaughter	84	131	130	126
Aggravated Assault	3,949	6,492	5,880	6,221
Simple Assault	13,067	18,398	17,165	18,056
Intimidation	2,765	3,717	2,893	3,622
Kidnaping/Abduction	103	163	152	149
Forcible Rape	390	452	450	424
Forcible Sodomy	68	82	79	80
Sexual Assault With An Object	208	255	251	242
Forcible Fondling	441	526	520	513
Incest	21	25	24	23
Statutory Rape	57	66	64	65

NOTES

Number of Incidents-Incidents involving more than one offense type are included in each appropriate category.

Number of Offenses-Includes attempts. One offense is counted for each victim of crimes against persons and each incident of crime against society. For crimes against property, one offense is counted for each distinct operation.

Number of Persons Victimized-Victims of more than one offense within an incident are counted in each appropriate category. Society is always the victim in crimes against society.

Number of Known Offenders-Known means at least one characteristic (age, sex or race) was reported. Offenders of more than offense type are included in each appropriate category.

Number of Incidents, Offenses, Persons Victimized and Known Offenders
(Crimes Against Property)

2011

Offense Type	Number of Incidents	Number of Offenses	Number of Persons Victimized	Number of Known Offenders
<u>CRIMES AGAINST PROPERTY</u>				
Arson	307	404	305	259
Bribery	2	3	1	3
Burglary/Breaking & Entering	10,915	13,435	11,202	6,827
Counterfeiting/Forgery	1,929	2,649	1,507	2,229
Destruction/Damage/Vandalism of Property	12,292	15,339	12,031	8,835
Embezzlement	425	520	52	500
Extortion/Blackmail	15	15	14	11
False Pretenses/Swindle/Confidence Game	2,160	2,741	1,631	2,317
Credit Card/Automatic Teller Fraud	896	1,127	974	615
Impersonation	289	330	302	213
Welfare Fraud	3	6	2	6
Wire Fraud	38	41	36	34
Pocket-picking	23	24	23	16
Purse-snatching	78	87	85	59
Shoplifting	5,627	7,089	140	6,505
Theft From Building	1,727	2,019	1,508	1,421
Theft From Coin Operated Machine or Device	52	69	19	42
Theft From Motor Vehicle	3,982	4,765	4,373	1,619
Theft of Motor Vehicle Parts/Accessories	1,701	1,753	1,537	536
All Other Larceny	14,905	17,367	12,807	9,640
Motor Vehicle Theft	2,188	2,479	2,225	1,390
Robbery	818	1,415	1,167	1,151
Stolen Property Offenses	853	1,553	965	1,527

NOTES

Number of Incidents-Incidents involving more than one offense type are included in each appropriate category.

Number of Offenses-Includes attempts. One offense is counted for each victim of crimes against persons and each incident of crime against society. For crimes against property, one offense is counted for each distinct operation.

Number of Persons Victimized-Victims of more than one offense within an incident are counted in each appropriate category. Society is always the victim in crimes against society.

Number of Known Offenders-Known means at least one characteristic (age, sex or race) was reported. Offenders of more than offense type are included in each appropriate category.

Number of Incidents, Offenses, Persons Victimized and Known Offenders (*Crimes Against Society*)

2011

Offense Type	Number of Incidents	Number of Offenses	Number of Persons Victimized	Number of Known Offenders
<u>CRIMES AGAINST SOCIETY</u>				
Drug/Narcotic Violations	9,692	11,949	—	11,707
Drug Equipment Violations	350	524	—	505
Betting/Wagering	51	63	—	61
Operating/Promoting/Assisting Gambling	6	17	—	15
Gambling Equipment Violations	1	1	—	1
Pornography/Obscene Material	118	128	—	119
Prostitution	97	104	—	104
Assisting or Promoting Prostitution	32	42	—	42
Weapon Law Violations	956	1,155	—	1,114

NOTES

Number of Incidents-Incidents involving more than one offense type are included in each appropriate category.

Number of Offenses-Includes attempts. One offense is counted for each victim of crimes against persons and each incident of crime against society. For crimes against property, one offense is counted for each distinct operation.

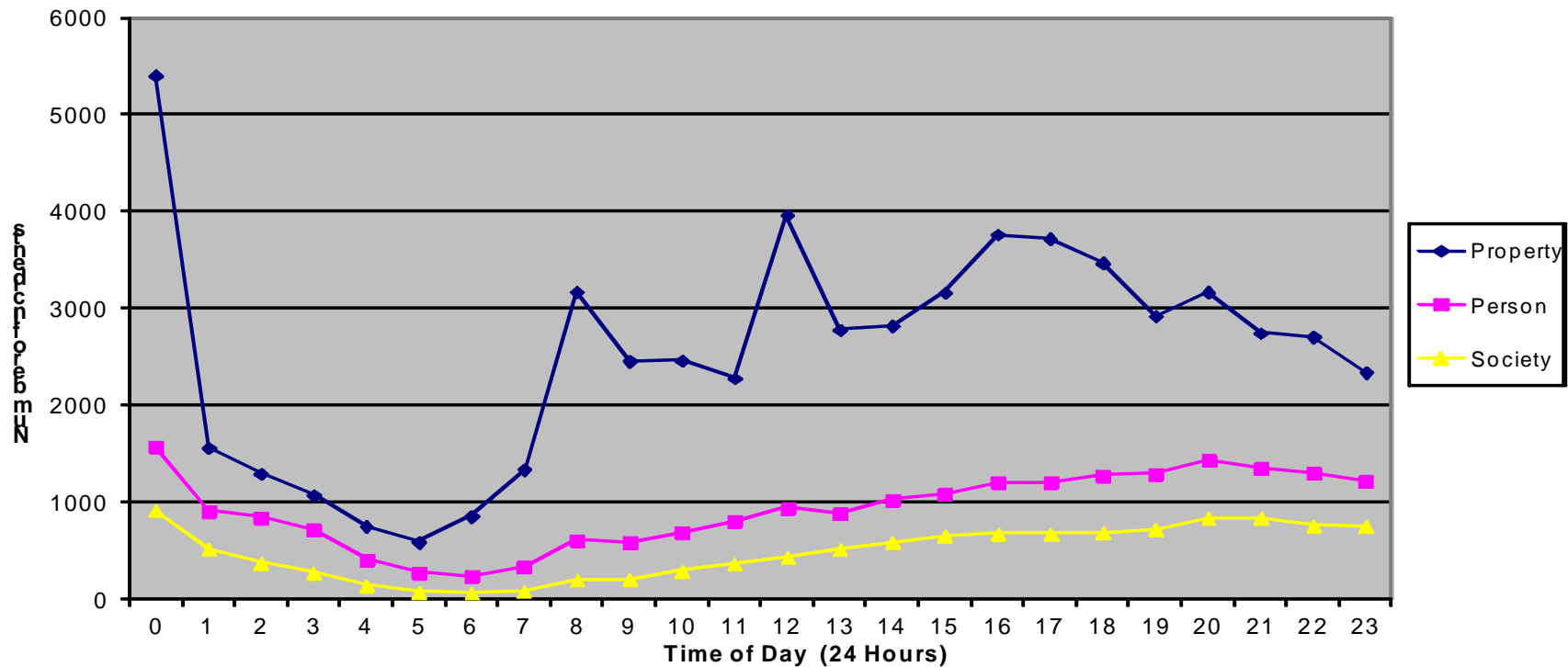
Number of Persons Victimized-Victims of more than one offense within an incident are counted in each appropriate category. Society is always the victim in crimes against society.

Number of Known Offenders-Known means at least one characteristic (age, sex or race) was reported. Offenders of more than offense type are included in each appropriate category.

Incidents:

Criminal incidents can involve multiple offenses, victims and offenders. Twenty-three percent (23%) of all incidents involved crimes against persons, sixty-five percent (65%) crimes against property, and twelve percent (12%) crimes against society. More than forty-eight percent (48%) of all crimes committed against persons, property and society for the year 2011 were committed between the hours of 15:00 and 0:00.

Number of Incidents by Time of Day 2011



Number of Incidents by Time of Day

2011

NOTE: An INCIDENT (or investigation) may involve more than one offense. This explains why totals vary in different reports. Times are listed in military time. Offenses that did not have a time reported were not included in this report.

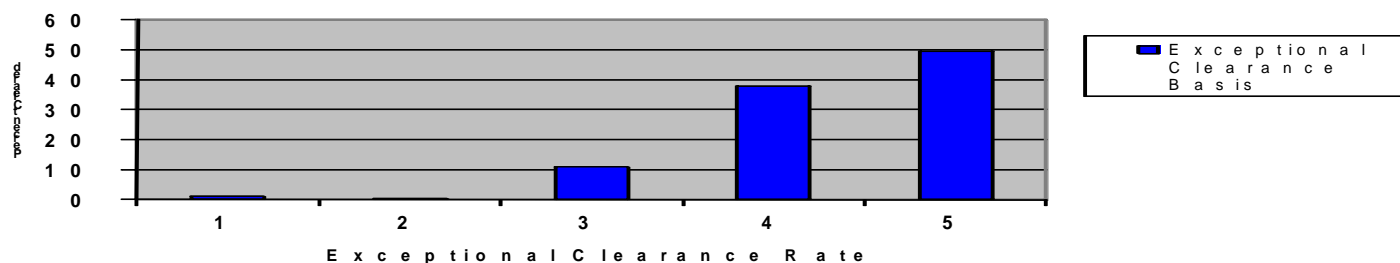
	0.00	1.00	2.00	3.00	4.00	5.00	6.00	7.00	8.00	9.00	10.00	11.00	12.00	13.00	14.00	15.00	16.00	17.00	18.00	19.00	20.00	21.00	22.00	23.00	Total
Aggravated Assault	302	176	179	154	86	69	39	52	79	79	92	114	174	127	155	180	214	196	238	231	258	261	259	217	3,931
All Other Larceny	1,380	278	212	164	118	125	191	279	919	667	662	621	1,199	712	708	811	863	922	850	695	713	584	553	449	14,675
Arson	27	28	20	16	15	8	6	12	10	3	9	4	2	10	2	10	9	7	16	14	15	20	18	22	303
Assisting or Promoting	2	1	0	0	0	0	0	0	0	0	0	1	1	3	2	2	2	1	1	2	7	2	4	1	32
Betting/Wagering	1	3	4	0	0	1	0	0	0	0	1	1	2	0	3	2	1	3	2	5	6	6	8	2	51
Bribery	0	0	0	0	0	0	0	0	0	0	0	0	0	0	0	0	0	0	0	0	2	0	0	0	2
Burglary/Breaking & Counterfeiting/Forgery	876	243	214	219	168	168	229	345	637	451	513	430	770	438	511	573	613	630	660	410	466	417	416	327	10,724
Credit Card/Automatic	151	16	11	7	5	7	7	9	66	32	41	36	102	49	50	50	35	31	34	31	19	31	15	24	859
Destruction/Damage/V	1,063	416	356	321	202	172	203	289	507	397	366	380	616	420	452	548	673	694	669	601	668	670	754	661	12,098
Drug Equipment	29	10	8	5	4	1	3	2	7	9	10	15	21	12	23	16	17	29	21	18	27	23	20	12	342
Drug/Narcotic	700	381	268	186	98	41	47	81	165	210	309	302	427	455	576	542	603	542	552	599	653	690	623	607	9,657
Embezzlement	63	4	2	4	1	1	6	5	40	29	22	15	37	16	24	20	30	18	23	17	19	10	2	11	419
Extortion/Blackmail	2	1	0	0	0	0	0	0	1	1	0	0	1	0	0	1	2	3	1	0	0	2	0	0	15
False	349	22	12	11	13	8	12	15	247	158	116	88	246	120	116	106	145	69	58	54	56	33	33	26	2,113
Forcible Fondling	76	11	9	3	4	7	6	2	41	12	20	18	38	19	25	25	21	11	27	18	15	12	11	7	438
Forcible Rape	74	16	24	12	11	9	3	3	17	6	10	13	16	7	10	19	6	12	19	12	21	20	26	19	385
Forcible Sodomy	6	2	0	1	2	0	1	0	7	1	3	1	4	0	5	3	5	2	2	6	6	2	3	3	65
Gambling Equipment	0	0	0	1	0	0	0	0	0	0	0	0	0	0	0	0	0	0	0	0	0	0	0	0	1
Impersonation	79	1	0	0	0	0	0	0	36	14	15	15	21	21	20	16	14	6	10	3	8	3	5	3	290
Incest	9	1	0	0	0	0	0	0	2	0	0	0	2	1	1	0	0	1	0	0	1	0	0	2	20
Intimidation	258	82	60	53	32	24	24	31	125	95	97	100	154	116	131	124	147	146	148	157	170	177	162	133	2,746
Kidnaping/Abduction	4	3	5	1	4	4	2	0	2	4	3	5	5	4	2	8	4	4	10	4	8	4	3	9	102
Motor Vehicle Theft	211	70	68	63	50	36	47	42	98	96	67	51	141	54	79	89	97	113	117	96	97	103	115	133	2,133
Murder and Negligent	8	4	2	5	3	0	3	6	3	4	1	5	3	2	2	3	3	0	4	3	5	2	4	7	82
Operating/Promoting/A	1	0	0	0	0	0	0	0	0	0	0	0	0	0	1	0	0	0	0	1	0	0	0	0	3
Pocket-picking	0	0	0	0	0	0	0	0	0	1	0	0	0	1	1	1	1	0	0	0	0	0	0	1	6
Pornography/Obscene	1	0	1	0	0	0	1	0	1	2	1	1	2	0	1	1	4	4	1	0	1	1	0	0	23
Prostitution	25	1	4	2	2	0	0	0	9	3	6	4	7	11	5	5	10	8	3	4	5	1	1	8	124
Purse-snatching	3	5	2	1	1	0	0	0	0	0	1	3	2	4	7	4	7	9	9	8	12	10	5	4	97
Robbery	1	0	2	1	0	0	0	2	2	4	2	4	5	7	2	3	6	9	1	6	6	5	5	3	76
Sexual Assault With An	60	67	52	36	17	16	11	10	8	10	12	24	26	19	24	32	28	34	46	46	56	68	59	55	816
Shoplifting	29	11	10	8	3	6	2	1	10	12	4	4	14	5	8	5	11	6	12	6	13	10	10	7	207
Simple Assault	112	68	51	29	18	22	18	20	41	85	137	206	288	437	472	544	543	612	535	507	401	278	136	84	5,644
Statutory Rape	713	545	477	430	269	155	151	186	277	260	390	441	536	522	580	662	750	777	800	864	878	793	827	751	13,034
Stolen Property	9	1	1	1	0	0	0	1	3	2	1	3	2	4	4	5	4	4	3	2	0	1	3	57	
Theft From Building	77	24	20	16	8	4	15	12	51	38	45	35	67	43	47	48	47	50	35	44	34	29	27	28	844
Theft From Coin	172	37	25	13	12	8	18	30	111	77	77	64	142	92	98	84	128	82	80	77	75	58	48	46	1,654
Theft From Motor	8	0	1	0	0	3	3	3	1	1	1	2	3	4	1	0	6	1	3	3	1	1	2	2	50
Theft From Motor Vehicle	297	128	85	89	47	51	72	103	183	122	140	123	153	123	141	135	214	232	218	196	240	263	290	228	3,873
Theft of Motor Vehicle	271	28	20	10	14	25	30	46	164	67	67	35	143	54	50	62	91	109	101	63	90	59	54	52	1,705
Weapon Law	72	33	35	39	13	5	7	11	30	23	32	33	28	41	51	39	40	47	74	73	56	64	55	49	950
Welfare Fraud	0	0	0	0	0	0	0	0	0	0	0	1	0	0	1	0	0	0	0	0	0	0	0	1	3
Wire Fraud	15	1	1	0	1	0	0	2	3	2	0	1	2	1	3	0	0	0	2	1	0	1	0	2	38
Total	7,860	2,744	2,253	1,910	1,227	981	1,172	1,614	4,114	3,088	3,367	3,305	4,051	4,493	4,889	5,491	5,485	5,487	4,932	5,166	4,747	4,593	4,035	92,574	

OFFENSES BY EXCEPTIONAL CLEARANCE 2011

Law enforcement agencies recorded clearances in 34% of all the criminal incidents reported under WV IBRS. Incidents are cleared by arrest (31.5% of all incidents) or exceptional means (2.9% of all incidents) when some element beyond law enforcement precludes arrest, e.g. death of the offender.

The most frequent basis for clearing incidents exceptionally was "victim refusing to cooperate".

E x c e p t i o n a l C l e a r a n c e B a s i s , 2 0 1 1



- | | |
|----------------------------------|--|
| 1. Death of Offender (1.1%) | 4. Prosecution Declined (37.9%) |
| 2. Extradition Declined (0.3%) | 5. Victim Refused to Cooperate (49.6%) |
| 3. Juvenile / No Custody (11.1%) | |

	Death of Offender	Extradition Denied	Juvenile/No Custody	Prosecution Declined	Victim Refused to Cooperate	Total
Aggravated Assault	2	1	17	59	82	161
All Other Larceny	4	0	16	91	119	230
Arson	0	0	6	1	1	8
Burglary/Breaking & Entering	2	0	19	21	58	100
Counterfeiting/Forgery	1	2	2	41	28	74
Credit Card/Automatic Teller Fraud	1	0	1	6	7	15
Destruction/Damage/Vandalism of Property	4	0	48	85	148	285
Drug Equipment Violations	0	0	0	1	0	1
Drug/Narcotic Violations	4	1	32	42	0	79
Embezzlement	0	0	1	5	5	11
Extortion/Blackmail	0	0	0	0	1	1
False Pretenses/Swindle/Confidence Game	1	0	1	72	58	132
Forcible Fondling	3	0	3	29	12	47
Forcible Rape	0	0	1	21	14	36
Forcible Sodomy	1	0	3	4	2	10
Impersonation	0	0	0	9	7	16
Incest	0	0	0	1	0	1

	Death of Offender	Extradition Denied	Juvenile/No Custody	Prosecution Declined	Victim Refused to Cooperate	Total
Intimidation	1	0	17	106	174	298
Kidnaping/Abduction	0	0	0	6	1	7
Motor Vehicle Theft	1	0	7	30	40	78
Murder and Nonnegligent Manslaughter	3	0	0	1	0	4
Negligent Manslaughter	0	0	0	1	0	1
Pornography/Obscene Material	0	0	0	4	2	6
Purse-snatching	0	0	1	1	0	2
Robbery	0	0	0	2	3	5
Sexual Assault With An Object	0	0	0	12	5	17
Shoplifting	0	0	16	10	3	29
Simple Assault	3	3	101	337	560	1,004
Statutory Rape	0	0	0	7	2	9
Stolen Property Offenses	0	0	5	9	3	17
Theft From Building	1	0	7	17	31	56
Theft From Motor Vehicle	0	0	2	6	11	19
Theft of Motor Vehicle Parts/Accessories	0	0	0	6	5	11
Weapon Law Violations	0	0	4	14	5	23
Wire Fraud	0	0	0	2	0	2
Total	32	7	310	1,059	1,387	2,795

Offenses

NIBRS agencies report various information relating to each of the 46 offense classes in NIBRS. As stated earlier, there can be multiple types of crimes within an incident, and offense-specific data are recorded for each.

Of the 96,165 NIBRS offenses reported 23% were crimes against persons, 65% were crimes against property and 12% were crimes against society. Larceny/theft was the most frequently reported crime, accounting for 46.7% of the total. Assault offenses accounted for 21.6% of all the offenses and destruction/damage/vandalism of property for 13.4%.

Number and Percent of Offenses Completed and Attempted

2011

<u>CrimeAgainst</u>	<u>TOTAL</u>	<u>% Completed</u>	<u>% Attempted</u>
Crimes Against Property	61,529	98.4	1.6
Crimes Against Persons	21,297	99.5	0.5
Crimes Against Society	11,339	99.6	0.4
<u>Grand Total:</u>	<u>94,165</u>	<u>99.6</u>	<u>0.4</u>

NOTES:

If there were more than one occurrence of the same offense type within an incident and one was completed, all are considered "completed".

Crimes Against Persons are murder, assault offenses, Kidnaping and sex offenses (forcible and non-forcible).

Crimes Against Property are arson, bribery, burglary, counterfeiting/forgery, destruction/damage/vandalism, embezzlement, extortion/blackmail, fraud offenses, larceny-theft offenses, motor vehicle theft, robbery and stolen property offenses.

Crimes Against Society are drug /narcotic offenses, gambling offenses, pornography/obscene material, prostitution offenses and weapon law violations.

In 2011, the greatest percentage of the offenses, 46.65% occurred in/on residential properties. 20.15% occurred in/on commercial properties, 14.65% on highways/roads/alleys/streets, 7.07% in parking lots/garages, and 2.51% at schools/colleges. The remaining offenses were widely distributed among various locations. Crimes against persons and crimes against property were most frequently committed in residences and crimes against society on the streets and highways.

Percent Distribution of Location by Type of Crime

2011

<u>Locations</u>	Total	Crimes Against Persons	Crimes Against Property	Crimes Against Society
College/University	0.49%	0.37%	0.53 %	0.54%
Drug stores/Dr.'s Offices/Hospitals	1.30%	0.66%	1.61 %	0.84%
Food/Beverage/Lodging Facilities	3.30%	4.11%	3.21 %	2.25%
Government/Public Buildings	0.97%	1.53%	0.74 %	1.13%
Highway/Roads/Alleys	14.65%	13.63%	8.91 %	47.69%
Other Commercial Properties	2.29%	0.39%	3.32 %	0.25%
Other/Unknown	8.97%	5.81%	10.71 %	5.48%
Parking Lots/Garages	7.07%	4.31%	7.91 %	7.69%
Residences	46.65%	63.16%	44.54 %	27.09%
Retail Establishments	12.29%	2.93%	17.15 %	3.45%
School (other than College/University)	2.02%	3.11%	1.35 %	3.62%
Grand Total:	100.00%	100.00%	100.00%	100.00 %

NOTES:

If there were more than one occurrence of the same offense type within an incident and one was completed, all are considered "completed".

Crimes Against Persons are murder, assault offenses, Kidnaping and sex offenses (forcible and non-forcible).

Crimes Against Property are arson, bribery, burglary, counterfeiting/forgery, destruction/damage/vandalism, embezzlement, extortion/blackmail, fraud offenses, larceny-theft offenses, motor vehicle theft, robbery and stolen property offenses.

Crimes Against Society are drug /narcotic offenses, gambling offenses, pornography/obscene material, prostitution offenses and weapon law violations.

Retail establishments include convenience store, department/discount store, gas/service station, grocery/supermarket, liquor store and specialty store.

Food/beverage/lodging facilities include bar/night club, hotel/motel and restaurant.

Other commercial properties include bank/savings and loan, commercial/office building and rental storage facility.

Government/public buildings include government/public building and jail/prison.

Other/unknown includes air/bus/train terminal, church/temple/synagogue, construction site, field/woods, lake/waterway and other/unknown.

Number of Offenses by Weapons, Selected Offenses

2011

Weapons Used

OFFENSES	Number of Offenses	Weapons Used					None
		Firearms	Dangerous Weapons	Personal Weapons	Unknown Weapons	Other Weapons	
Aggravated Assault	4,119	746	1,124	1,294	146	401	408
Forcible Fondling	446	0	3	278	32	12	121
Forcible Rape	396	3	14	235	29	20	95
Oral or Anal Sexual Assault	68	2	2	42	3	4	15
Kidnaping/ Abduction	107	15	14	40	4	6	28
Murder	88	48	20	10	7	3	0
Robbery	843	281	138	282	40	29	73
Sexual Assault with an Object	213	2	3	138	18	17	35

Victims

In NIBRS, victims can be reported as persons, business, financial institutions, government, religious organizations or society as a whole. 69 of every 100 of the 100,046 reported crime victims were individuals (people). Following in terms of volume were businesses (16%), society/public (11%) and government (<1%).

The victims of crimes against persons are always individuals, and society is always the victim in crimes against society. Victims of crimes against property can be any victim type except society. Persons (individuals), however, were the dominant victim types in all crimes against property except embezzlement and bribery.

Number of Victims by Type

2011

		Business	Financial Institution	Government	Individual	Law Enforcement	Other	Religious Organization	Society/Public	Unknown	Total
Crimes Against Persons	ASSAULT OFFENSES	0	0	0	21,095	1,303	0	0	0	0	22,398
	HOMICIDE OFFENSES	0	0	0	95	1	0	0	0	0	96
	KIDNAPING/ABDUCTION	0	0	0	118	0	0	0	0	0	118
	SEX OFFENSES, FORCIBLE	0	0	0	1,183	0	0	0	0	0	1,183

		Business	Financial Institution	Government	Individual	Law Enforcement	Other	Religious Organization	Society/Public	Unknown	Total
Crimes Against Persons	SEX OFFENSES, NONFORCIBLE	0	0	0	81	0	0	0	0	0	81
	Total	0	0	0	22,572	1,304	0	0	0	0	23,876
Crimes Against Property	ARSON	49	1	15	263	0	5	3	0	7	343
	BRIBERY	0	0	1	1	0	0	0	0	0	2
	BURGLARY/BREAKING & ENTERING	1,520	11	102	9,925	1	42	125	0	9	11,735
	COUNTERFEITING/FORGERY	711	58	80	1,279	0	10	6	0	5	2,149
	DESTRUCTION/DAMAGE/VANDALISM OF PROPERTY	2,101	23	388	10,412	12	108	132	0	22	13,198
	EMBEZZLEMENT	384	3	4	38	0	3	1	0	0	433
	EXTORTION/BLACKMAIL	1	0	0	14	0	0	0	0	0	15
	FRAUD OFFENSES	860	49	80	2,616	1	21	5	0	6	3,638
	LARCENY/THEFT OFFENSES	10,108	20	223	18,697	1	72	115	0	18	29,254
	MOTOR VEHICLE THEFT	173	0	9	2,024	0	2	2	0	0	2,210

		Business	Financial Institution	Government	Individual	Law Enforcement	Other	Religious Organization	Society/Public	Unknown	Total
Crimes Against Property	ROBBERY	172	5	0	768	0	0	0	0	1	946
	STOLEN PROPERTY OFFENSES	221	1	39	625	0	4	4	0	15	909
	Total	16,300	171	941	46,662	15	267	393	0	83	64,832
Crimes Against Society	DRUG/NARCOTIC OFFENSES	0	0	0	0	0	0	0	10,076	0	10,076
	GAMBLING OFFENSES	0	0	0	0	0	0	0	58	0	58
	PORNOGRAPHY/OBSCENE MATERIAL	0	0	0	0	0	0	0	118	0	118
	PROSTITUTION OFFENSES	0	0	0	0	0	0	0	129	0	129
	WEAPON LAW VIOLATIONS	0	0	0	0	0	0	0	957	0	957
	Total	0	0	0	0	0	0	0	0	11,338	0
Total		16,300	171	941	69,234	1,319	267	393	11,338	83	100,046

NOTE

Victims of more than one offense type are included in each appropriate category.

According to NIBRS data reported, 22.5% of the persons victimized in 2011 were targets of crimes against persons and 46.6% victims of crimes against property.

Among all persons reported victimized, approximately 43% were males, 13% were under the age of 18 (juveniles) and 89% were white. And 53% of the victims were not injured, 9% received major injury and 38% received minor injury. Most persons were victimized in the localities in which they reside.

Number of Violent Crime Victims by Age, Sex and Race

2011

Age	Female					Male					Unknown				Total
	Black	Other	Unknow	White	Total	Black	Other	Unknow	White	Total	Other	Unknow	White	Total	
1-12	66	4	31	601	702	63	1	27	535	626	0	1	3	4	1,332
13-17	124	1	16	1,026	1,167	81	1	10	667	759	0	0	1	1	1,927
18-20	176	1	23	1,204	1,404	80	1	19	716	816	0	2	3	5	2,225
21-25	207	5	35	2,110	2,357	148	4	31	1,376	1,559	0	0	3	3	3,919
26-35	339	13	32	3,389	3,773	199	7	44	2,364	2,614	0	2	14	16	6,403
36-44	134	6	30	2,193	2,363	153	1	14	1,471	1,639	0	1	3	4	4,006
45-54	116	3	12	1,532	1,663	105	1	17	1,134	1,257	0	1	4	5	2,925
55-65	32	2	11	542	587	68	3	9	602	682	0	0	2	2	1,271

	Female					Male					Unknown				Total
	Black	Other	Unknow	White	Total	Black	Other	Unknow	White	Total	Other	Unknow	White	Total	
Over 65	6	0	8	258	272	8	0	2	234	244	0	2	1	3	519
Under 1	0	0	0	11	11	3	0	2	13	18	0	0	0	0	29
Unknown	14	0	79	198	291	28	1	138	758	925	2	60	11	73	1,289
Total	1,214	35	277	13,064	14,590	936	20	313	9,870	11,139	2	69	45	116	25,845

NOTE:

Violent Crimes are murder, forcible sex offenses, kidnaping/abduction, assault offenses and robbery.

Number of Persons Victimized by Offenses and Resident Status

2011

NOTE:

A Resident is a person who maintains his/her permanent legal residence in the locality or jurisdiction where the incident took place. Victims of more than offense are counted in each appropriate category.

		NonResident	Resident	Unknown	Total
Crimes Against Persons	ASSAULT OFFENSES	2,219	19,343	426	21,988
	HOMICIDE OFFENSES	16	89	3	108
	KIDNAPING/ABDUCTION	10	94	4	108
	SEX OFFENSES, FORCIBLE	151	941	10	1,102
	SEX OFFENSES, NONFORCIBLE	12	62	0	74
	Total	2,408	20,529	443	23,380
Crimes Against Property	ARSON	27	221	13	261
	BRIBERY	1	0	0	1
	BURGLARY/BREAKING & ENTERING	659	8,269	87	9,015
	COUNTERFEITING/FORGERY	198	1,014	30	1,242
	DESTRUCTION/DAMAGE/VANDALISM OF PROPERTY	1,235	8,737	150	10,122
	EMBEZZLEMENT	13	29	0	42
	EXTORTION/BLACKMAIL	4	10	0	14
	FRAUD OFFENSES	445	1,986	45	2,476
	LARCENY/THEFT OFFENSES	2,316	14,685	164	17,165
	MOTOR VEHICLE THEFT	220	1,627	23	1,870
	ROBBERY	128	469	11	608
	STOLEN PROPERTY OFFENSES	132	482	58	672
	Total	5,378	37,529	581	43,488
Total		7,786	58,058	1,024	66,868

PROPERTY

2011

Property

In NIBRS, property is reported as burned; counterfeited or forged; damaged/destroyed or vandalized; or stolen, embezzled, defrauded, etc. Law enforcement activity in relation to property is recorded as recovered (for property stolen) or seized (as in the case of proceeds from illegal gambling operation). The type of property involved, as well as its value, is recorded for each type of loss/activity.

The state's law enforcement agencies jointly reported \$83,243,619.00 in total property losses with \$67,401,293.00 (81.0%) stolen; \$638,266.00 (.77%) counterfeited/forgery; \$11,546,216.00 (13.9%) damaged/destroyed or vandalized; and \$3,657,844.00 (4.4%) burned. Law enforcement agencies seized property valued at \$618,051.00 and recovered stolen property valued at \$9,668,719.00. These figures do not include seizures in connection with drug/narcotic violations.

By property type, one of the highest dollar losses due to thefts was recorded for motor vehicles, with automobiles composing a large portion. Burning losses were highest for structures (dwellings, commercial buildings, etc.), and counterfeiting/forgery losses highest for negotiable instruments, such as bearer bonds or endorsed checks, money orders and traveler's checks. Among all types of property, the category "Other" resulted in the greatest dollar losses due to criminal activity.

Of the \$67,401,293.00 dollars worth of property that was stolen, embezzled, etc., the law enforcement departments reported recovering 11.6% or \$9,668,719.00. The most successful recovery rate was for "Motor Vehicles" with \$12,658,752.00 stolen and \$5,335,006.00 (42.1%) recovered. In addition to the recovery of property, the agencies reported seizing money valued at \$520,534.00 and negotiable instruments at \$13,638.00.

Value of Property Loss Due to Criminal Action, Property Type

2011

	Burned	Counterfeited/Forged	Destroyed/Damaged/ Vandalized	Stolen/Etc.	Total
Computer/Hardware /Software	\$500.00	\$0.00	\$57,356.00	\$2,522,209.00	\$2,580,065.00
Jewelry	\$0.00	\$0.00	\$2,107.00	\$6,565,638.00	\$6,567,745.00
Money	\$0.00	\$124,537.00	\$400.00	\$10,802,403.00	\$10,927,340.00
Motor Vehicle Parts or Accessories	\$15,863.00	\$1,080.00	\$1,560,492.00	\$1,263,591.00	\$2,841,026.00
Motor Vehicles	\$395,819.00	\$1.00	\$3,902,691.00	\$12,658,752.00	\$16,957,263.00
Negotiable Instruments	\$0.00	\$457,162.00	\$503.00	\$1,929,662.00	\$2,387,327.00
NonNegotiable Instruments	\$0.00	\$0.00	\$0.00	\$0.00	\$0.00
Other	\$637,330.00	\$54,279.00	\$4,731,844.00	\$25,705,708.00	\$31,129,161.00
Radios/TVs/VCR	\$15.00	\$0.00	\$64,765.00	\$2,413,454.00	\$2,478,234.00
Structures	\$2,608,317.00	\$0.00	\$1,167,497.00	\$98,920.00	\$3,874,734.00
Tools	\$0.00	\$1,207.00	\$58,561.00	\$3,440,956.00	\$3,500,724.00
Total	\$3,657,844.00	\$638,266.00	\$11,546,216.00	\$67,401,293.00	\$83,243,619.00

Value of Property Recovered or Seized by Law Enforcement Agencies,
Property Type

2011

	Recovered	Seized	Total
Computer/Hardware/Software	\$169,789.00	\$4,154.00	\$173,943.00
Jewelry	\$517,754.00	\$0.00	\$517,754.00
Money	\$600,863.00	\$520,534.00	\$1,121,397.00
Motor Vehicle Parts or Accessories	\$73,302.00	\$8.00	\$73,310.00
Motor Vehicles	\$5,335,006.00	\$32,504.00	\$5,367,510.00
Negotiable Instruments	\$29,428.00	\$13,638.00	\$43,066.00
NonNegotiable Instruments	\$0.00	\$0.00	\$0.00
Other	\$2,538,005.00	\$43,642.00	\$2,581,647.00
Radios/TVs/VCR	\$152,569.00	\$3,237.00	\$155,806.00
Structures	\$8,378.00	\$0.00	\$8,378.00
Tools	\$243,625.00	\$334.00	\$243,959.00
Total	\$9,668,719.00	\$618,051.00	\$10,286,770.00

Offenders

WVIBR contributors are asked to supply information known about offenders even though no arrests have ever been made. The offender data, therefore, include information about arrestees, fugitives or even persons whose identities are not known but witnesses or victims have supplied characteristics such as approximate age, sex and/or race. In a single incident, one offender may victimize several persons, several victimize one person, or several offenders may victimize several people. According to the 2011 WVIBR data, the average number of *Known Offenders* ranged from 0.30 a Theft of Motor Vehicle Parts / Accessories to 2.50 for Operating / Promoting / Assisting Gambling.

Number of Known Offenders per Incident

2011

Offense Type	Number of Incidents	Number of Known Offenders	Average Number of Known Offenders
Murder and Nonnegligent Manslaughter	84	94	1.12
Aggravated Assault	3,952	4,407	1.12
Simple Assault	13,069	14,423	1.10
Intimidation	2,767	2,888	1.04
Kidnaping/Abduction	103	114	1.11
Forcible Rape	393	404	1.03
Forcible Sodomy	68	72	1.06
Sexual Assault With An Object	209	222	1.06
Forcible Fondling	445	467	1.05
Incest	22	20	0.91
Statutory Rape	57	61	1.07
Arson	307	209	0.68
Bribery	2	2	1.00
Burglary/Breaking & Entering	10,919	5,985	0.55
Counterfeiting/Forgery	1,933	1,835	0.95
Destruction/Damage/Vandalism of Property	12,293	7,282	0.59
Embezzlement	425	482	1.13
False Pretenses/Swindle/Confidence Game	2,164	2,027	0.94
Credit Card/Automatic Teller Fraud	895	534	0.60
Impersonation	291	189	0.65
Welfare Fraud	3	4	1.33

Offense Type	Number of Incidents	Number of Known Offenders	Average Number of Known Offenders
Wire Fraud	38	32	0.84
Pocket-picking	24	19	0.79
Purse-snatching	78	54	0.69
Shoplifting	5,627	6,047	1.07
Theft From Building	1,727	1,306	0.76
Theft From Coin Operated Machine or Device	52	36	0.69
Theft From Motor Vehicle	3,984	1,301	0.33
Theft of Motor Vehicle Parts/Accessories	1,702	514	0.30
All Other Larceny	14,910	8,890	0.60
Motor Vehicle Theft	2,187	1,281	0.59
Robbery	818	881	1.08
Stolen Property Offenses	853	1,129	1.32
Drug/Narcotic Violations	9,693	11,708	1.21
Drug Equipment Violations	350	505	1.44
Betting/Wagering	51	61	1.20
Operating/Promoting/Assisting Gambling	6	15	2.50
Gambling Equipment Violations	1	1	1.00
Pornography/Obscene Material	118	119	1.01
Prostitution	97	104	1.07
Assisting or Promoting Prostitution	32	42	1.31
Weapon Law Violations	956	1,114	1.17
Others	15	11	0.73

NOTES:

Number of Known Offenders per Incident - Known means at least one characteristic (age, sex or race) of offender was reported.

Number of Known Offenders - Offenders of more than one offense are included in each appropriate category.

Offender Race versus Victim Race, Violent Crime

2011

Offender Race, Percent Distribution

VICTIM'S RACE	White	Black	American Indian/ Alaskan Native	Asian/ Pacific Islander	Unknown Race
Black	24.0	72.0	0.0	1.0	4.0
Unknown Race	54.0	30.0	0.0	1.0	15.0
White	73.0	20.0	0.0	0.0	7.0
American Indian/ Alaskan Native	100.0	0.0	0.0	0.0	0.0
Asian/ Pacific Islander	29.0	57.0	0.0	0.0	14.0

NOTES

Violent crimes are murder, forcible sex offenses, assault offenses, kidnapping/abduction and robbery (a violent crime against property.)

The race of offenders victimizing more than one person is included in each appropriate category.

Because of rounding percentages, this table may not add to 100.

Number of Persons Arrested: Types of Weapons Possessed, Offenses

2011

		Club/Black-Jack/ Brass Knuckles	Firearm-Type Not Stated	Handgun	Lethal Cutting Instrument	Other Firearm	Rifle	Shotgun	Unarmed	Total
Crimes Against Persons	ASSAULT OFFENSES	39	30	71	135	7	26	36	10,953	11,297
	HOMICIDE OFFENSES	0	0	8	2	1	1	2	45	59
	KIDNAPING/ABDUCTION	0	0	2	3	0	1	0	48	54
	SEX OFFENSES, FORCIBLE	0	0	0	0	0	0	0	252	252
	SEX OFFENSES, NONFORCIBLE	0	0	0	0	0	0	0	29	29
	Total	39	30	81	140	8	28	38	11,327	11,691
Crimes Against Property	ARSON	0	0	0	1	0	0	0	65	66
	BRIBERY	0	0	0	0	0	0	0	4	4

		Club/Black-Jack/ Brass Knuckles	Firearm-Type Not Stated	Handgun	Lethal Cutting Instrument	Other Firearm	Rifle	Shotgun	Unarmed	Total
Crimes Against Property	BURGLARY/BREAKING & ENTERING	0	3	4	14	1	3	2	1,499	1,526
	COUNTERFEITING/FOR GERY	0	0	0	1	0	0	1	654	656
	DESTRUCTION/DAMAGE /VANDALISM OF PROPERTY	3	2	3	21	4	1	0	2,059	2,093
	EMBEZZLEMENT	0	0	0	0	0	0	0	201	201
	EXTORTION/BLACKMAIL	0	0	0	0	0	0	0	3	3
	FRAUD OFFENSES	0	0	0	3	1	0	0	819	823
	LARCENY/THEFT OFFENSES	5	5	5	20	1	2	0	7,152	7,190
	MOTOR VEHICLE THEFT	0	0	1	0	0	1	0	376	378
	ROBBERY	4	2	9	6	0	1	0	290	312
	STOLEN PROPERTY OFFENSES	0	1	10	1	0	0	2	653	667

		Club/Black-Jack/ Brass Knuckles	Firearm-Type Not Stated	Handgun	Lethal Cutting Instrument	Other Firearm	Rifle	Shotgun	Unarmed	Total
Crimes Against Society	Total	12	13	32	67	7	8	5	13,775	13,919
Crimes Against Society	DRUG/NARCOTIC OFFENSES	6	11	51	46	0	4	0	9,547	9,665
	GAMBLING OFFENSES	0	0	1	0	0	2	0	37	40
	PORNOGRAPHY/OBSCE NE MATERIAL	0	0	0	0	0	0	0	22	22
	PROSTITUTION OFFENSES	0	0	0	0	0	0	0	114	114
	WEAPON LAW VIOLATIONS	12	28	136	53	9	38	17	574	867
	Total	18	39	188	99	9	44	17	10,294	10,708
Total		69	82	301	306	24	80	60	35,396	36,318

Group "B" Arrestee Count and Offenses

2011

<u>Offense Description</u>	<u>Number of Arrests/Offense</u>
Bad Checks	360
Curfew/Loitering/Vagrancy Violations	174
Disorderly Conduct	1,820
Driving Under The Influence	7,114
Drunkenness	4,103
Family Offenses (Nonviolent)	104
Liquor Law Violations	3,335
Runaway	53
Trespass of Real Property	816
All Other Offenses	17,019
Total Group "B" Arrests	34,898

SECTION II

JURISDICTIONAL REPORTING

The individual jurisdictional figures are shown in subsequent tables addressing cities, counties, universities and colleges and other law enforcement agencies. There are three sets of tables: one shows the number of incidents, offenses, victims and offenders recorded for each jurisdiction; the others, the age and sex of victims and of offenders for crimes against persons and property.

Due to the many factors than can affect the volume and type of crimes to vary from place to place, care must be exercised in making any comparisons among agencies. Population size is the only crime correlate used in this publication. While other factors are of equal concern, no attempt is made to relate them to the data presented in this document.

Age and Sex of Victims Known to Law Enforcement, Crimes Against Persons and Crimes Against Property

2011

NOTE:

See Appendix for list and definitions of offenses.
Larceny includes Motor Vehicle Theft

VICTIMS			Crimes Against Persons					Crimes Against Property				Total
			Assault Offenses	Forcible Sex Offenses	Murder	Other Crimes Against Persons	Total	Burglary/B&E	Larceny	Other Crimes Against Property	Total	
<u>Barbour County</u>	Barbour Co SO	Adult Female	11	0	0	0	11	2	4	5	11	22
		Adult Male	5	0	0	0	5	0	0	3	3	8
		Total	16	0	0	0	16	2	4	8	14	30
	Belington PD	Adult Female	8	0	0	0	8	1	2	4	7	15
		Adult Male	9	0	0	0	9	3	4	0	7	16
		Juvenile Female	2	0	0	0	2	0	0	0	0	2
		Juvenile Male	1	0	0	0	1	0	0	0	0	1
		Total	20	0	0	0	20	4	6	4	14	34
	Philippi PD	Adult Female	20	1	0	0	21	4	2	10	16	37
		Adult Male	4	0	0	0	4	4	3	11	18	22
		Juvenile Female	2	1	0	0	3	0	0	0	0	3
		Juvenile Male	5	1	0	0	6	0	0	1	1	7
		Total	31	3	0	0	34	8	5	22	35	69
	Philippi SP	Adult Female	27	0	0	0	27	10	6	12	28	55
		Adult Male	20	0	0	0	20	15	20	16	51	71

			Crimes Against Persons					Crimes Against Property				
			Assault Offenses	Forcible Sex Offenses	Murder	Other Crimes Against Persons	Total	Burglary/ B&E	Larceny	Other Crimes Against Property	Total	Total
<u>Barbour County</u>	Philippi SP	Juvenile Female	0	1	0	0	1	0	0	0	0	1
		Total	47	1	0	0	48	25	26	28	79	127
	Total		114	4	0	0	118	39	41	62	142	260
<u>Berkeley County</u>	Berkeley Co SO		1	0	0	0	1	0	0	1	1	2
		Adult Female	314	14	0	2	330	110	209	104	423	753
		Adult Male	181	0	8	0	189	190	334	110	634	823
		Juvenile Female	29	19	0	2	50	0	3	1	4	54
		Juvenile Male	30	7	0	0	37	0	3	0	3	40
		Total	555	40	8	4	607	300	549	216	1,065	1,672
	DNR - 2 - Berkeley	Adult Male	1	0	0	0	1	0	0	0	0	1
		Total	1	0	0	0	1	0	0	0	0	1
	Martinsburg PD		0	0	0	0	0	0	1	0	1	1
		Adult Female	248	5	0	4	257	89	238	107	434	691
		Adult Male	133	0	0	0	133	73	229	81	383	516
		Juvenile Female	29	8	0	1	38	0	4	1	5	43
		Juvenile Male	21	0	0	0	21	1	2	1	4	25
		Total	431	13	0	5	449	163	474	190	827	1,276
	Martinsburg SP		0	0	0	0	0	0	3	0	3	3
		Adult Female	231	11	1	0	243	85	118	152	355	598
		Adult Male	155	1	1	0	157	99	197	143	439	596

			Crimes Against Persons					Crimes Against Property				
			Assault Offenses	Forcible Sex Offenses	Murder	Other Crimes Against Persons	Total	Burglary/ B&E	Larceny	Other Crimes Against Property	Total	Total
<u>Berkeley County</u>	Martinsburg SP	Juvenile Female	34	13	0	3	50	3	4	1	8	58
		Juvenile Male	38	1	0	0	39	1	0	2	3	42
		Total	458	26	2	3	489	188	322	298	808	1,297
	Total		1,445	79	10	12	1,546	651	1,345	704	2,700	4,246
<u>Boone County</u>	Boone Co SO	Adult Female	26	2	0	1	29	8	15	13	36	65
		Adult Male	19	1	0	0	20	13	24	15	52	72
		Juvenile Female	5	0	0	0	5	0	0	0	0	5
		Juvenile Male	1	0	0	0	1	0	1	0	1	2
		Total	51	3	0	1	55	21	40	28	89	144
	Madison SP	Adult Female	69	1	1	1	72	17	52	34	103	175
		Adult Male	81	0	0	0	81	15	71	43	129	210
		Juvenile Female	9	2	0	3	14	2	0	1	3	17
		Juvenile Male	10	1	0	0	11	0	0	0	0	11
		Total	169	4	1	4	178	34	123	78	235	413
	Whitesville SP	Adult Female	18	0	0	0	18	4	14	13	31	49
		Adult Male	15	0	0	0	15	10	28	27	65	80
		Juvenile Female	1	1	0	1	3	0	0	0	0	3
		Total	34	1	0	1	36	14	42	40	96	132
Total		254	8	1	6	269	69	205	146	420	689	
<u>Braxton</u>	Braxton Co	Adult Female	24	0	0	0	24	5	19	18	42	66

			Crimes Against Persons					Crimes Against Property				Total
			Assault Offenses	Forcible Sex Offenses	Murder	Other Crimes Against Persons	Total	Burglary/ B&E	Larceny	Other Crimes Against Property	Total	
<u>Braxton County</u>	Braxton Co SO	Adult Male	19	0	0	0	19	7	22	7	36	55
		Juvenile Female	1	1	0	0	2	0	0	0	0	2
		Juvenile Male	1	0	0	0	1	0	0	0	0	1
		Total	45	1	0	0	46	12	41	25	78	124
	Sutton SP	Adult Female	48	1	0	0	49	3	18	31	52	101
		Adult Male	43	0	0	0	43	11	35	33	79	122
		Juvenile Female	7	4	0	0	11	0	0	0	0	11
		Juvenile Male	4	2	0	0	6	0	0	1	1	7
		Total	102	7	0	0	109	14	53	65	132	241
	Total			147	8	0	0	155	26	94	90	210
<u>Brooke County</u>	Brooke Co SO	Adult Female	39	4	0	0	43	16	15	17	48	91
		Adult Male	18	0	0	0	18	30	34	27	91	109
		Juvenile Female	2	0	0	0	2	0	0	0	0	2
		Juvenile Male	4	0	0	0	4	0	0	0	0	4
		Total	63	4	0	0	67	46	49	44	139	206
	Follansbee PD	Adult Female	9	1	0	1	11	5	3	5	13	24
		Adult Male	7	0	0	0	7	2	8	2	12	19
		Juvenile Female	2	0	0	0	2	0	1	0	1	3
		Juvenile Male	6	0	0	0	6	0	0	0	0	6
		Total	24	1	0	1	26	7	12	7	26	52

			Crimes Against Persons					Crimes Against Property				Total
			Assault Offenses	Forcible Sex Offenses	Murder	Other Crimes Against Persons	Total	Burglary/ B&E	Larceny	Other Crimes Against Property	Total	
<u>Brooke County</u>	Wellsburg PD	Adult Female	23	0	0	0	23	6	4	17	27	50
		Adult Male	13	0	0	0	13	4	13	7	24	37
		Juvenile Male	2	0	0	0	2	0	0	2	2	4
		Total	38	0	0	0	38	10	17	26	53	91
	Wellsburg SP	Adult Female	7	0	0	0	7	4	2	7	13	20
		Adult Male	3	0	0	0	3	1	5	5	11	14
		Juvenile Female	0	3	0	1	4	0	0	0	0	4
		Juvenile Male	1	2	0	0	3	0	0	0	0	3
		Total	11	5	0	1	17	5	7	12	24	41
	Total			136	10	0	2	148	68	85	89	242
<u>Cabell County</u>	Barboursvill e PD	Adult Female	32	0	0	0	32	12	39	31	82	114
		Adult Male	22	0	0	0	22	12	30	18	60	82
		Juvenile Female	4	0	0	0	4	0	3	0	3	7
		Juvenile Male	4	0	0	0	4	0	0	1	1	5
		Total	62	0	0	0	62	24	72	50	146	208
	Cabell CO SO	Adult Female	146	2	1	1	150	91	140	156	387	537
		Adult Male	103	0	0	0	103	110	200	137	447	550
		Juvenile Female	13	4	0	4	21	1	3	4	8	29
		Juvenile Male	13	1	0	0	14	1	2	1	4	18
		Total	275	7	1	5	288	203	345	298	846	1,134

		Crimes Against Persons					Crimes Against Property				Total	
		Assault Offenses	Forcible Sex Offenses	Murder	Other Crimes Against Persons	Total	Burglary/B&E	Larceny	Other Crimes Against Property	Total		
<u>Cabell County</u>	Huntington PD	Adult Female	507	38	0	6	551	318	648	398	1,364	1,915
		Adult Male	296	4	3	0	303	445	700	417	1,562	1,865
		Juvenile Female	36	26	0	5	67	2	9	2	13	80
		Juvenile Male	44	6	0	2	52	3	6	3	12	64
		Total	883	74	3	13	973	768	1,363	820	2,951	3,924
	Huntington SP	Adult Female	90	5	0	0	95	31	99	87	217	312
		Adult Male	49	0	2	1	52	18	103	71	192	244
		Juvenile Female	13	12	0	0	25	0	2	0	2	27
		Juvenile Male	8	1	0	0	9	0	1	0	1	10
		Total	160	18	2	1	181	49	205	158	412	593
	Marshall Univ Police	Adult Female	18	1	0	0	19	1	43	16	60	79
		Adult Male	5	0	0	0	5	1	41	7	49	54
		Juvenile Female	0	0	0	0	0	0	2	0	2	2
		Juvenile Male	0	0	0	0	0	0	1	0	1	1
		Total	23	1	0	0	24	2	87	23	112	136
	Milton PD	Adult Female	8	0	0	0	8	0	3	2	5	13
		Adult Male	3	0	0	0	3	3	3	5	11	14
Total		11	0	0	0	11	3	6	7	16	27	
Total		1,414	100	6	19	1,539	1,049	2,078	1,356	4,483	6,022	
<u>Calhoun</u>	Grantsville	Adult Female	24	1	0	0	25	2	12	7	21	46

			Crimes Against Persons					Crimes Against Property				Total
			Assault Offenses	Forcible Sex Offenses	Murder	Other Crimes Against Persons	Total	Burglary/ B&E	Larceny	Other Crimes Against Property	Total	
<u>Calhoun County</u>	Grantsville SP	Adult Male	21	0	1	0	22	6	22	15	43	65
		Juvenile Female	1	2	0	1	4	0	0	0	0	4
		Juvenile Male	4	0	0	0	4	0	0	0	0	4
		Total	50	3	1	1	55	8	34	22	64	119
	Total	50	3	1	1	55	8	34	22	64	119	
<u>Clay County</u>	Clay SP	Adult Female	14	0	0	0	14	5	9	8	22	36
		Adult Male	15	0	0	0	15	9	11	5	25	40
		Juvenile Female	1	2	0	0	3	0	0	0	0	3
		Juvenile Male	2	1	0	0	3	0	0	0	0	3
		Total	32	3	0	0	35	14	20	13	47	82
	Total	32	3	0	0	35	14	20	13	47	82	
<u>Doddridge County</u>	Doddridge Co SO	Adult Female	14	0	0	0	14	2	2	2	6	20
		Adult Male	6	0	0	0	6	5	9	2	16	22
		Juvenile Female	0	2	0	0	2	0	1	0	1	3
		Juvenile Male	0	0	0	0	0	0	2	0	2	2
		Total	20	2	0	0	22	7	14	4	25	47
	West Union PD	Adult Male	1	0	0	0	1	0	0	0	0	1
		Total	1	0	0	0	1	0	0	0	0	1
	West Union SP	Adult Female	10	1	0	0	11	1	3	2	6	17
		Adult Male	12	1	0	0	13	8	11	7	26	39

			Crimes Against Persons					Crimes Against Property				
			Assault Offenses	Forcible Sex Offenses	Murder	Other Crimes Against Persons	Total	Burglary/ B&E	Larceny	Other Crimes Against Property	Total	Total
<u>Doddridge County</u>	West Union SP	Juvenile Female	1	1	0	0	2	0	0	0	0	2
		Total	23	3	0	0	26	9	14	9	32	58
	Total		44	5	0	0	49	16	28	13	57	106
<u>Fayette County</u>	Ansted PD	Adult Female	1	0	0	0	1	0	0	0	0	1
		Adult Male	0	0	0	0	0	0	0	1	1	1
		Total	1	0	0	0	1	0	0	1	1	2
	Fayette Co SO	Adult Female	148	6	1	0	155	115	105	106	326	481
		Adult Male	104	0	0	0	104	140	125	122	387	491
		Juvenile Female	19	18	0	2	39	0	1	2	3	42
		Juvenile Male	14	2	0	1	17	1	2	0	3	20
		Total	285	26	1	3	315	256	233	230	719	1,034
	Gauley Bridge SP	Adult Female	8	0	0	0	8	7	21	18	46	54
		Adult Male	11	2	1	0	14	6	23	18	47	61
		Juvenile Female	1	0	0	0	1	0	0	0	0	1
		Juvenile Male	1	0	0	0	1	0	0	0	0	1
		Total	21	2	1	0	24	13	44	36	93	117
	Montgomer y PD	Adult Female	3	0	0	0	3	2	4	2	8	11
		Adult Male	2	0	0	0	2	3	2	4	9	11
Total		5	0	0	0	5	5	6	6	17	22	
Mount Hope		0	0	0	0	0	0	0	2	2	2	

			Crimes Against Persons					Crimes Against Property				Total
			Assault Offenses	Forcible Sex Offenses	Murder	Other Crimes Against Persons	Total	Burglary/ B&E	Larceny	Other Crimes Against Property	Total	
<u>Fayette County</u>	Mount Hope PD	Adult Female	7	0	0	0	7	5	5	6	16	23
		Adult Male	5	0	0	1	6	4	6	5	15	21
		Juvenile Female	1	0	0	0	1	0	0	0	0	1
		Juvenile Male	2	0	0	0	2	0	0	0	0	2
		Total	15	0	0	1	16	9	11	13	33	49
	Oak Hill SP	Adult Female	24	3	0	0	27	9	33	36	78	105
		Adult Male	33	0	1	0	34	21	72	35	128	162
		Juvenile Female	4	2	0	0	6	0	0	1	1	7
		Juvenile Male	3	0	0	0	3	0	2	0	2	5
		Total	64	5	1	0	70	30	107	72	209	279
	WVU Tech-Securi ty	Adult Female	2	0	0	0	2	0	4	2	6	8
		Adult Male	0	0	0	0	0	0	9	2	11	11
		Juvenile Female	0	1	0	0	1	0	0	0	0	1
		Total	2	1	0	0	3	0	13	4	17	20
Total			393	34	3	4	434	313	414	362	1,089	1,523
<u>Gilmer County</u>	Glennville PD	Adult Female	3	0	0	0	3	1	4	1	6	9
		Adult Male	4	0	0	0	4	1	9	2	12	16
		Juvenile Female	0	0	0	0	0	1	0	0	1	1
		Juvenile Male	1	0	0	0	1	0	0	0	0	1
		Total	8	0	0	0	8	3	13	3	19	27

			Crimes Against Persons					Crimes Against Property				Total	
			Assault Offenses	Forcible Sex Offenses	Murder	Other Crimes Against Persons	Total	Burglary/ B&E	Larceny	Other Crimes Against Property	Total		
<u>Gilmer County</u>	Glenville SP	Adult Female	18	1	0	0	19	1	12	5	18	37	
		Adult Male	15	0	1	0	16	4	7	15	26	42	
		Juvenile Female	6	3	0	1	10	0	0	0	0	10	
		Juvenile Male	5	0	0	0	5	0	0	0	0	5	
		Total	44	4	1	1	50	5	19	20	44	94	
	Glenville State College	Adult Female	3	0	0	0	3	0	1	0	1	4	
		Adult Male	1	0	0	0	1	2	4	2	8	9	
		Total	4	0	0	0	4	2	5	2	9	13	
	Total			56	4	1	1	62	10	37	25	72	134
	<u>Grant County</u>	Grant Co SO	Adult Female	19	0	0	0	19	1	1	3	5	24
Adult Male			7	0	0	1	8	1	2	3	6	14	
Juvenile Female			2	1	0	1	4	0	0	0	0	4	
Juvenile Male			1	0	0	0	1	0	0	1	1	2	
Total			29	1	0	2	32	2	3	7	12	44	
Petersburg SP		Adult Female	43	0	0	0	43	5	12	28	45	88	
		Adult Male	26	0	0	0	26	12	15	14	41	67	
		Juvenile Female	10	5	0	0	15	0	0	0	0	15	
		Juvenile Male	2	0	0	0	2	0	0	0	0	2	
		Total	81	5	0	0	86	17	27	42	86	172	
Total			110	6	0	2	118	19	30	49	98	216	

			Crimes Against Persons					Crimes Against Property				Total
			Assault Offenses	Forcible Sex Offenses	Murder	Other Crimes Against Persons	Total	Burglary/ B&E	Larceny	Other Crimes Against Property	Total	
<u>Greenbrier County</u>	Greenbrier Co SO	Adult Female	33	1	0	0	34	16	20	8	44	78
		Adult Male	23	0	0	0	23	13	22	10	45	68
		Juvenile Female	4	1	0	0	5	0	0	0	0	5
		Juvenile Male	3	0	0	0	3	0	1	0	1	4
		Total	63	2	0	0	65	29	43	18	90	155
	Lewisburg PD	Adult Female	13	2	0	0	15	6	22	10	38	53
		Adult Male	10	1	0	0	11	1	14	12	27	38
		Juvenile Female	2	0	0	0	2	0	0	0	0	2
		Total	25	3	0	0	28	7	36	22	65	93
	Lewisburg SP	Adult Female	26	0	0	0	26	12	18	17	47	73
		Adult Male	12	0	0	0	12	13	25	18	56	68
		Juvenile Female	2	3	0	0	5	0	0	0	0	5
		Juvenile Male	3	1	0	0	4	0	0	0	0	4
		Total	43	4	0	0	47	25	43	35	103	150
	Rainelle PD	Adult Female	0	0	0	0	0	2	3	0	5	5
		Adult Male	1	0	0	0	1	2	1	0	3	4
		Juvenile Female	2	0	0	0	2	0	0	0	0	2
		Total	3	0	0	0	3	4	4	0	8	11
	Rainelle SP	Adult Female	3	0	0	0	3	8	7	14	29	32
		Adult Male	7	0	0	0	7	13	24	11	48	55

			Crimes Against Persons					Crimes Against Property					
			Assault Offenses	Forcible Sex Offenses	Murder	Other Crimes Against Persons	Total	Burglary/ B&E	Larceny	Other Crimes Against Property	Total	Total	
<u>Greenbrier County</u>	Rainelle SP	Juvenile Male	0	1	0	0	1	0	0	0	0	1	
		Total	10	1	0	0	11	21	31	25	77	88	
	Ronceverte PD	Adult Female	17	2	0	0	19	4	11	4	19	38	
		Adult Male	5	0	0	0	5	2	14	10	26	31	
		Juvenile Female	2	0	0	0	2	0	1	0	1	3	
		Juvenile Male	1	0	0	0	1	0	0	0	0	1	
		Total	25	2	0	0	27	6	26	14	46	73	
	White Sulphur Springs PD	Adult Female	1	0	0	0	1	2	1	0	3	4	
		Adult Male	4	0	0	0	4	1	0	0	1	5	
		Juvenile Female	1	0	0	0	1	0	0	0	0	1	
		Total	6	0	0	0	6	3	1	0	4	10	
	Total			175	12	0	0	187	95	184	114	393	580
	<u>Hampshire County</u>	Capon Bridge PD	Adult Female	0	0	0	0	0	0	0	2	2	2
Total			0	0	0	0	0	0	0	2	2	2	
Hampshire Co SO			7	0	0	0	7	0	0	2	2	9	
		Adult Female	59	0	1	2	62	19	17	27	63	125	
		Adult Male	48	0	0	0	48	27	26	33	86	134	
		Juvenile Female	5	0	0	0	5	0	0	0	0	5	
		Juvenile Male	6	0	0	0	6	0	0	1	1	7	
Total	125	0	1	2	128	46	43	63	152	280			

			Crimes Against Persons					Crimes Against Property				Total
			Assault Offenses	Forcible Sex Offenses	Murder	Other Crimes Against Persons	Total	Burglary/ B&E	Larceny	Other Crimes Against Property	Total	
<u>Hampshire County</u>	Romney PD	Adult Female	8	0	0	0	8	1	1	1	3	11
		Adult Male	4	1	0	0	5	1	1	1	3	8
		Juvenile Female	1	0	0	0	1	0	0	0	0	1
		Juvenile Male	1	0	0	0	1	0	0	0	0	1
		Total	14	1	0	0	15	2	2	2	6	21
	Romney SP	Adult Female	55	1	0	0	56	11	18	54	83	139
		Adult Male	61	3	0	0	64	32	52	71	155	219
		Juvenile Female	5	4	0	1	10	0	1	1	2	12
		Juvenile Male	13	1	0	0	14	1	0	0	1	15
		Total	134	9	0	1	144	44	71	126	241	385
Total			273	10	1	3	287	92	116	193	401	688
<u>Hancock County</u>	Hancock Co SO	Adult Female	24	0	0	0	24	8	9	6	23	47
		Adult Male	14	0	0	0	14	14	10	4	28	42
		Juvenile Female	2	0	0	0	2	0	0	0	0	2
		Juvenile Male	1	0	0	0	1	0	0	0	0	1
		Total	41	0	0	0	41	22	19	10	51	92
	New Cumberland PD	Adult Female	5	0	0	0	5	1	3	2	6	11
		Adult Male	4	0	0	0	4	1	3	3	7	11
		Juvenile Female	1	0	0	0	1	0	0	0	0	1
		Juvenile Male	1	0	0	0	1	0	0	0	0	1

			Crimes Against Persons					Crimes Against Property				
			Assault Offenses	Forcible Sex Offenses	Murder	Other Crimes Against Persons	Total	Burglary/ B&E	Larceny	Other Crimes Against Property	Total	Total
<u>Hancock County</u>	New Cumberland SP	Total	11	0	0	0	11	2	6	5	13	24
	New Cumberland SP		0	1	0	0	1	0	0	0	0	1
		Adult Female	5	0	0	0	5	1	3	8	12	17
		Adult Male	4	0	0	0	4	1	4	9	14	18
		Juvenile Female	2	2	0	0	4	0	0	0	0	4
		Juvenile Male	0	1	0	0	1	0	0	0	0	1
		Total	11	4	0	0	15	2	7	17	26	41
	Weirton PD	Adult Female	118	3	0	0	121	19	45	66	130	251
		Adult Male	51	0	0	0	51	30	64	71	165	216
		Juvenile Female	12	1	0	2	15	0	3	0	3	18
		Juvenile Male	14	2	0	0	16	0	1	1	2	18
		Total	195	6	0	2	203	49	113	138	300	503
Total		258	10	0	2	270	75	145	170	390	660	
<u>Hardy County</u>	Hardy Co SO	Adult Female	14	0	0	0	14	7	8	18	33	47
		Adult Male	15	0	0	0	15	10	13	8	31	46
		Juvenile Female	4	1	0	0	5	0	0	0	0	5
		Juvenile Male	5	0	0	0	5	0	1	1	2	7
		Total	38	1	0	0	39	17	22	27	66	105
	Moorefield PD	Adult Female	26	0	0	0	26	2	14	15	31	57
		Adult Male	21	0	0	0	21	2	14	19	35	56

			Crimes Against Persons					Crimes Against Property				Total
			Assault Offenses	Forcible Sex Offenses	Murder	Other Crimes Against Persons	Total	Burglary/ B&E	Larceny	Other Crimes Against Property	Total	
<u>Hardy</u> <u>County</u>	Moorefield PD	Juvenile Female	3	0	0	0	3	0	2	0	2	5
		Juvenile Male	4	0	0	0	4	0	1	1	2	6
		Total	54	0	0	0	54	4	31	35	70	124
	Moorefield SP	Adult Female	58	0	0	1	59	17	18	25	60	119
		Adult Male	45	0	0	0	45	26	27	45	98	143
		Juvenile Female	3	2	0	0	5	0	0	0	0	5
		Juvenile Male	4	1	0	1	6	0	0	1	1	7
		Total	110	3	0	2	115	43	45	71	159	274
	Total		202	4	0	2	208	64	98	133	295	503
	<u>Harrison</u> <u>County</u>	Bridgeport PD		0	0	0	0	0	0	1	0	1
Adult Female			43	2	0	0	45	10	47	40	97	142
Adult Male			22	0	0	0	22	15	57	55	127	149
Juvenile Female			3	1	0	0	4	0	0	0	0	4
Juvenile Male			8	1	0	0	9	0	2	1	3	12
Total			76	4	0	0	80	25	107	96	228	308
Bridgeport SP		Adult Female	71	1	0	0	72	39	63	54	156	228
		Adult Male	55	0	1	1	57	53	95	60	208	265
		Juvenile Female	8	1	0	0	9	0	2	1	3	12
		Juvenile Male	8	0	0	0	8	0	0	0	0	8
	Total	142	2	1	1	146	92	160	115	367	513	

			Crimes Against Persons					Crimes Against Property				Total
			Assault Offenses	Forcible Sex Offenses	Murder	Other Crimes Against Persons	Total	Burglary/B&E	Larceny	Other Crimes Against Property	Total	
<u>Harrison County</u>	Clarksburg PD	Adult Female	194	6	0	2	202	44	144	128	316	518
		Adult Male	139	1	0	0	140	55	147	135	337	477
		Juvenile Female	35	15	0	2	52	0	2	3	5	57
		Juvenile Male	24	2	0	0	26	1	1	2	4	30
		Total	392	24	0	4	420	100	294	268	662	1,082
	DNR - 1 - Harrison	Adult Male	1	0	0	0	1	0	0	0	0	1
		Total	1	0	0	0	1	0	0	0	0	1
	Harrison Co SO		1	0	0	0	1	0	0	0	0	1
		Adult Female	118	0	2	0	120	72	91	72	235	355
		Adult Male	52	1	1	0	54	80	129	65	274	328
		Juvenile Female	6	10	0	0	16	0	1	0	1	17
		Juvenile Male	7	2	0	0	9	0	0	0	0	9
		Total	184	13	3	0	200	152	221	137	510	710
	Lumberport PD	Adult Female	0	0	0	0	0	1	0	0	1	1
		Adult Male	2	0	0	0	2	2	2	2	6	8
		Juvenile Male	4	0	0	0	4	0	0	0	0	4
		Total	6	0	0	0	6	3	2	2	7	13
	Nutter Fort PD	Adult Female	15	1	0	0	16	4	16	12	32	48
		Adult Male	10	0	0	0	10	4	12	8	24	34
		Juvenile Female	1	1	0	0	2	0	0	1	1	3

			Crimes Against Persons					Crimes Against Property				
			Assault Offenses	Forcible Sex Offenses	Murder	Other Crimes Against Persons	Total	Burglary/ B&E	Larceny	Other Crimes Against Property	Total	Total
<u>Harrison County</u>	Nutter Fort PD	Juvenile Male	2	0	0	0	2	0	0	0	0	2
		Total	28	2	0	0	30	8	28	21	57	87
	Shinnston PD	Adult Female	10	0	0	0	10	12	12	13	37	47
		Adult Male	11	0	0	0	11	6	11	10	27	38
		Juvenile Female	7	4	0	0	11	0	1	1	2	13
		Juvenile Male	1	0	0	0	1	0	0	0	0	1
		Total	29	4	0	0	33	18	24	24	66	99
	Stonewood PD	Adult Male	0	0	0	0	0	0	1	2	3	3
		Total	0	0	0	0	0	0	1	2	3	3
	Total			858	49	4	5	916	398	837	665	1,900
<u>Jackson County</u>	Jackson Co SO	Adult Female	36	0	0	0	36	0	11	0	11	47
		Adult Male	8	0	0	0	8	3	27	0	30	38
		Juvenile Female	2	0	0	0	2	0	0	0	0	2
		Juvenile Male	1	0	0	0	1	0	0	0	0	1
		Total	47	0	0	0	47	3	38	0	41	88
	Ravenswo d PD		1	0	0	0	1	0	0	0	0	1
		Adult Female	22	1	0	0	23	8	19	29	56	79
		Adult Male	14	1	0	0	15	3	23	19	45	60
		Juvenile Female	1	1	0	0	2	0	1	0	1	3
		Juvenile Male	4	0	0	0	4	2	0	3	5	9

		Crimes Against Persons					Crimes Against Property				Total		
		Assault Offenses	Forcible Sex Offenses	Murder	Other Crimes Against Persons	Total	Burglary/B&E	Larceny	Other Crimes Against Property	Total			
<u>Jackson County</u>	Ravenswood	Total	42	3	0	0	45	13	43	51	107	152	
	Ripley PD	Adult Female	12	0	0	0	12	1	15	9	25	37	
		Adult Male	6	0	0	0	6	2	11	7	20	26	
		Juvenile Female	3	1	0	0	4	0	0	0	0	4	
		Total	21	1	0	0	22	3	26	16	45	67	
	Ripley SP	Adult Female	56	0	0	0	56	10	25	35	70	126	
		Adult Male	38	0	0	0	38	21	27	41	89	127	
		Juvenile Female	4	3	0	0	7	0	1	2	3	10	
		Juvenile Male	3	1	0	1	5	0	1	0	1	6	
		Total	101	4	0	1	106	31	54	78	163	269	
	Total		211	8	0	1	220	50	161	145	356	576	
	<u>Jefferson County</u>	Charles Town PD	Adult Female	12	0	0	0	12	5	11	8	24	36
			Adult Male	6	0	0	0	6	7	21	6	34	40
Juvenile Male			1	0	0	0	1	0	1	0	1	2	
Total			19	0	0	0	19	12	33	14	59	78	
Harpers Ferry PD		Adult Female	1	0	0	0	1	0	0	0	0	1	
		Adult Male	1	0	0	0	1	0	0	1	1	2	
		Total	2	0	0	0	2	0	0	1	1	3	
Jefferson Co SO		Adult Female	44	3	0	1	48	9	87	37	133	181	
		Adult Male	22	0	0	0	22	17	132	54	203	225	

			Crimes Against Persons					Crimes Against Property				Total
			Assault Offenses	Forcible Sex Offenses	Murder	Other Crimes Against Persons	Total	Burglary/ B&E	Larceny	Other Crimes Against Property	Total	
<u>Jefferson County</u>	Jefferson Co SO	Juvenile Female	12	3	0	1	16	0	0	1	1	17
		Juvenile Male	4	0	0	0	4	0	0	0	0	4
		Total	82	6	0	2	90	26	219	92	337	427
	Kearneysville SP	Adult Female	93	3	0	1	97	35	61	84	180	277
		Adult Male	57	0	0	0	57	48	74	77	199	256
		Juvenile Female	8	4	0	0	12	0	0	1	1	13
		Juvenile Male	8	1	0	0	9	0	1	0	1	10
		Total	166	8	0	1	175	83	136	162	381	556
	Ranson PD	Adult Female	8	1	0	0	9	3	11	5	19	28
		Adult Male	3	0	0	0	3	0	5	3	8	11
		Total	11	1	0	0	12	3	16	8	27	39
	Shepherd University	Adult Female	3	0	0	0	3	1	4	1	6	9
		Adult Male	3	0	0	0	3	0	12	0	12	15
		Total	6	0	0	0	6	1	16	1	18	24
	Shepherdstown PD	Adult Female	1	0	0	0	1	0	1	2	3	4
Total		1	0	0	0	1	0	1	2	3	4	
Total		287	15	0	3	305	125	421	280	826	1,131	
<u>Kanawha County</u>	Cedar Grove PD	Adult Female	0	0	0	0	0	0	1	0	1	1
		Adult Male	0	0	0	0	0	0	2	0	2	2
		Total	0	0	0	0	0	0	3	0	3	3

		Crimes Against Persons					Crimes Against Property				Total	
		Assault Offenses	Forcible Sex Offenses	Murder	Other Crimes Against Persons	Total	Burglary/ B&E	Larceny	Other Crimes Against Property	Total		
<u>Kanawha</u> <u>County</u>	Charleston PD		1	0	0	1	2	1	2	0	3	5
		Adult Female	1,089	52	0	7	1,148	275	725	546	1,546	2,694
		Adult Male	761	3	6	2	772	284	617	467	1,368	2,140
		Juvenile Female	101	29	0	3	133	9	18	5	32	165
		Juvenile Male	90	6	0	4	100	3	14	13	30	130
		Total	2,042	90	6	17	2,155	572	1,376	1,031	2,979	5,134
	Dunbar PD	Adult Female	94	2	1	2	99	24	60	64	148	247
		Adult Male	77	0	0	1	78	22	50	67	139	217
		Juvenile Female	12	1	0	1	14	0	1	0	1	15
		Juvenile Male	20	2	0	0	22	1	1	1	3	25
		Total	203	5	1	4	213	47	112	132	291	504
	Glasgow PD	Adult Female	1	0	0	0	1	1	5	3	9	10
		Adult Male	3	0	0	0	3	1	9	7	17	20
		Juvenile Male	0	0	0	0	0	0	1	0	1	1
		Total	4	0	0	0	4	2	15	10	27	31
	ICAC Unit	Juvenile Female	0	1	0	0	1	0	0	0	0	1
		Total	0	1	0	0	1	0	0	0	0	1
	Kanawha Co Parks	Adult Female	0	0	0	0	0	0	1	0	1	1
		Juvenile Male	0	0	0	0	0	0	1	0	1	1
		Total	0	0	0	0	0	0	2	0	2	2

		Crimes Against Persons					Crimes Against Property					Total
		Assault Offenses	Forcible Sex Offenses	Murder	Other Crimes Against Persons	Total	Burglary/ B&E	Larceny	Other Crimes Against Property	Total		
<u>Kanawha</u> <u>County</u>	Kanawha Co SO		1	0	0	0	1	0	1	0	1	2
		Adult Female	1,100	31	0	3	1,134	260	363	401	1,024	2,158
		Adult Male	601	5	1	0	607	365	488	436	1,289	1,896
		Juvenile Female	76	32	0	7	115	0	5	4	9	124
		Juvenile Male	85	8	0	0	93	1	8	3	12	105
		Total	1,863	76	1	10	1,950	626	865	844	2,335	4,285
	Marmet PD	Adult Female	0	0	0	0	0	1	1	0	2	2
		Adult Male	1	0	0	0	1	1	3	0	4	5
		Total	1	0	0	0	1	2	4	0	6	7
	Nitro PD	Adult Female	42	2	0	0	44	9	59	38	106	150
		Adult Male	23	0	0	0	23	30	59	39	128	151
		Juvenile Female	3	2	0	0	5	0	0	1	1	6
		Juvenile Male	4	0	0	1	5	1	4	0	5	10
		Total	72	4	0	1	77	40	122	78	240	317
	Quincy SP		0	0	0	0	0	0	1	0	1	1
		Adult Female	13	2	0	0	15	11	25	33	69	84
		Adult Male	13	0	1	0	14	14	51	32	97	111
		Juvenile Female	5	1	0	0	6	0	0	1	1	7
		Juvenile Male	3	0	0	0	3	0	0	0	0	3
		Total	34	3	1	0	38	25	77	66	168	206

			Crimes Against Persons					Crimes Against Property				Total
			Assault Offenses	Forcible Sex Offenses	Murder	Other Crimes Against Persons	Total	Burglary/ B&E	Larceny	Other Crimes Against Property	Total	
<u>Kanawha</u> <u>County</u>	So Charleston SP	Adult Female	80	3	0	0	83	10	77	90	177	260
		Adult Male	61	2	0	1	64	43	99	89	231	295
		Juvenile Female	8	12	0	1	21	0	1	0	1	22
		Juvenile Male	8	3	0	1	12	0	0	0	0	12
		Total	157	20	0	3	180	53	177	179	409	589
	South Charleston PD		0	0	0	0	0	1	0	0	1	1
		Adult Female	165	4	0	3	172	29	121	129	279	451
		Adult Male	97	0	2	0	99	34	134	129	297	396
		Juvenile Female	28	9	0	0	37	0	5	5	10	47
		Juvenile Male	15	0	0	0	15	0	1	6	7	22
		Total	305	13	2	3	323	64	261	269	594	917
	St Albans PD	Adult Female	84	2	0	0	86	43	98	79	220	306
		Adult Male	52	0	4	0	56	45	119	87	251	307
		Juvenile Female	17	2	0	1	20	0	3	3	6	26
		Juvenile Male	18	3	0	0	21	2	5	3	10	31
		Total	171	7	4	1	183	90	225	172	487	670
	tf Metro Drug Enforcemen	Adult Female	1	0	0	0	1	0	0	0	0	1
		Total	1	0	0	0	1	0	0	0	0	1
	Turnpike - Kanawha	Adult Female	1	0	0	0	1	0	0	1	1	2
		Adult Male	0	0	0	0	0	0	1	1	2	2

			Crimes Against Persons					Crimes Against Property				
			Assault Offenses	Forcible Sex Offenses	Murder	Other Crimes Against Persons	Total	Burglary/ B&E	Larceny	Other Crimes Against Property	Total	Total
<u>Kanawha County</u>	Turnpike -	Total	1	0	0	0	1	0	1	2	3	4
	WV State University	Adult Female	13	1	0	0	14	0	8	3	11	25
		Adult Male	4	0	0	0	4	4	5	1	10	14
		Total	17	1	0	0	18	4	13	4	21	39
	Total		4,871	220	15	39	5,145	1,525	3,253	2,787	7,565	12,710
<u>Lewis County</u>	Lewis Co SO	Adult Female	18	0	0	0	18	3	2	3	8	26
		Adult Male	20	0	1	0	21	1	0	6	7	28
		Juvenile Female	8	0	0	0	8	0	1	0	1	9
		Juvenile Male	2	0	0	0	2	0	0	1	1	3
		Total	48	0	1	0	49	4	3	10	17	66
	Weston PD	Adult Female	14	0	0	0	14	0	2	1	3	17
		Adult Male	9	0	0	0	9	3	1	5	9	18
		Juvenile Female	1	0	0	0	1	0	0	0	0	1
		Juvenile Male	3	0	0	0	3	0	0	0	0	3
		Total	27	0	0	0	27	3	3	6	12	39
	Weston SP	Adult Female	36	0	0	0	36	5	11	23	39	75
		Adult Male	26	0	0	0	26	13	24	23	60	86
		Juvenile Female	4	1	0	0	5	0	0	0	0	5
		Juvenile Male	3	4	1	1	9	0	0	0	0	9
		Total	69	5	1	1	76	18	35	46	99	175

		Crimes Against Persons					Crimes Against Property						
		Assault Offenses	Forcible Sex Offenses	Murder	Other Crimes Against Persons	Total	Burglary/ B&E	Larceny	Other Crimes Against Property	Total	Total		
<u>Lewis</u>	Total	144	5	2	1	152	25	41	62	128	280		
<u>Lincoln County</u>	Hamlin PD	Adult Female	3	0	0	0	3	4	4	2	10	13	
		Adult Male	7	0	0	0	7	5	6	2	13	20	
		Juvenile Female	5	1	0	0	6	0	2	1	3	9	
		Juvenile Male	8	0	0	0	8	0	2	1	3	11	
		Total	23	1	0	0	24	9	14	6	29	53	
	Hamlin SP	Adult Female	133	2	0	1	136	48	96	92	236	372	
		Adult Male	185	0	0	0	185	96	114	122	332	517	
		Juvenile Female	11	9	0	4	24	0	3	2	5	29	
		Juvenile Male	9	3	0	0	12	0	0	3	3	15	
		Total	338	14	0	5	357	144	213	219	576	933	
	Total		361	15	0	5	381	153	227	225	605	986	
	<u>Logan County</u>	Chapmanville PD	Adult Female	8	1	0	0	9	1	17	4	22	31
			Adult Male	4	0	0	0	4	1	11	6	18	22
			Juvenile Female	1	0	0	0	1	0	2	0	2	3
Juvenile Male			1	0	0	0	1	0	0	0	0	1	
Total			14	1	0	0	15	2	30	10	42	57	
Logan Co SO			1	0	0	0	1	0	0	0	0	1	
		Adult Female	39	1	0	0	40	5	10	11	26	66	
		Adult Male	33	0	0	0	33	10	9	13	32	65	

			Crimes Against Persons					Crimes Against Property					
			Assault Offenses	Forcible Sex Offenses	Murder	Other Crimes Against Persons	Total	Burglary/ B&E	Larceny	Other Crimes Against Property	Total	Total	
<u>Logan County</u>	Logan Co SO	Juvenile Male	3	0	0	0	3	0	0	0	0	3	
		Total	76	1	0	0	77	15	19	24	58	135	
	Logan PD	Adult Female	57	2	0	0	59	6	26	27	59	118	
		Adult Male	34	0	0	0	34	9	26	26	61	95	
		Juvenile Female	2	0	0	0	2	0	0	0	0	2	
		Total	93	2	0	0	95	15	52	53	120	215	
	Logan SP	Adult Female	146	11	0	1	158	37	150	94	281	439	
		Adult Male	121	0	2	1	124	72	172	95	339	463	
		Juvenile Female	6	16	0	0	22	0	0	0	0	22	
		Juvenile Male	10	2	0	0	12	0	0	0	0	12	
		Total	283	29	2	2	316	109	322	189	620	936	
	if U S 119 Task Force	Adult Female	0	0	0	0	0	0	0	1	1	1	
		Total	0	0	0	0	0	0	0	1	1	1	
	Total			466	33	2	2	503	141	423	277	841	1,344
	<u>Marion County</u>	Fairmont Campus Police	Adult Female	7	1	0	0	8	2	8	1	11	19
Adult Male			6	0	0	0	6	5	10	4	19	25	
Total			13	1	0	0	14	7	18	5	30	44	
Fairmont PD		Adult Female	125	10	2	1	138	82	119	104	305	443	
		Adult Male	79	0	0	0	79	87	134	87	308	387	
		Juvenile Female	15	1	0	1	17	1	2	1	4	21	

			Crimes Against Persons					Crimes Against Property				
			Assault Offenses	Forcible Sex Offenses	Murder	Other Crimes Against Persons	Total	Burglary/ B&E	Larceny	Other Crimes Against Property	Total	Total
<u>Marion County</u>	Fairmont PD	Juvenile Male	20	0	0	1	21	1	5	1	7	28
		Total	239	11	2	3	255	171	260	193	624	879
	Fairmont SP		0	0	0	0	0	0	1	0	1	1
		Adult Female	29	0	0	0	29	7	24	44	75	104
		Adult Male	10	0	0	1	11	19	42	42	103	114
		Juvenile Female	3	6	0	3	12	0	2	0	2	14
		Juvenile Male	2	0	0	0	2	0	1	0	1	3
		Total	44	6	0	4	54	26	70	86	182	236
	Marion Co SO		1	0	0	0	1	0	0	0	0	1
		Adult Female	12	0	0	0	12	1	2	1	4	16
		Adult Male	6	0	0	0	6	2	5	4	11	17
		Juvenile Male	2	0	0	0	2	0	0	0	0	2
		Total	21	0	0	0	21	3	7	5	15	36
	Monongah PD	Adult Female	0	0	0	0	0	0	3	0	3	3
		Adult Male	0	0	0	0	0	0	1	0	1	1
		Total	0	0	0	0	0	0	4	0	4	4
	Total		317	18	2	7	344	207	359	289	855	1,199
<u>Marshall County</u>	Benwood PD	Adult Female	1	0	0	0	1	0	1	0	1	2
		Juvenile Male	1	0	0	0	1	0	0	0	0	1
	Total	2	0	0	0	2	0	1	0	1	3	

			Crimes Against Persons					Crimes Against Property				Total
			Assault Offenses	Forcible Sex Offenses	Murder	Other Crimes Against Persons	Total	Burglary/ B&E	Larceny	Other Crimes Against Property	Total	
<u>Marshall County</u>	Glen Dale PD	Adult Female	2	1	0	0	3	1	9	6	16	19
		Adult Male	3	0	0	0	3	4	5	8	17	20
		Total	5	1	0	0	6	5	14	14	33	39
	Marshall Co SO	Adult Female	63	0	0	0	63	28	43	44	115	178
		Adult Male	36	0	0	0	36	39	68	56	163	199
		Juvenile Female	7	2	0	0	9	0	0	4	4	13
		Juvenile Male	7	1	0	0	8	0	1	4	5	13
		Total	113	3	0	0	116	67	112	108	287	403
	Moundsville PD		2	0	0	0	2	0	1	0	1	3
		Adult Female	113	1	0	0	114	46	99	100	245	359
		Adult Male	70	1	1	0	72	49	117	99	265	337
		Juvenile Female	27	4	0	3	34	3	5	0	8	42
		Juvenile Male	27	1	0	0	28	3	6	0	9	37
		Total	239	7	1	3	250	101	228	199	528	778
	Moundsville SP	Adult Female	11	1	0	0	12	3	6	9	18	30
		Adult Male	19	0	0	1	20	7	4	13	24	44
		Juvenile Female	0	1	0	1	2	0	0	0	0	2
		Juvenile Male	0	1	0	0	1	0	0	0	0	1
		Total	30	3	0	2	35	10	10	22	42	77
	Total		389	14	1	5	409	183	365	343	891	1,300

			Crimes Against Persons					Crimes Against Property					
			Assault Offenses	Forcible Sex Offenses	Murder	Other Crimes Against Persons	Total	Burglary/ B&E	Larceny	Other Crimes Against Property	Total	Total	
<u>Mason County</u>	Mason Co SO	Adult Female	26	3	0	0	29	0	53	11	64	93	
		Adult Male	10	0	0	0	10	0	92	16	108	118	
		Juvenile Female	4	0	0	0	4	0	3	0	3	7	
		Juvenile Male	3	0	0	0	3	0	4	0	4	7	
		Total	43	3	0	0	46	0	152	27	179	225	
	Mason PD	Adult Female	4	0	0	0	4	2	3	1	6	10	
		Adult Male	2	0	0	0	2	0	1	0	1	3	
		Total	6	0	0	0	6	2	4	1	7	13	
	Point Pleasant PD	Adult Female	43	0	0	0	43	17	34	25	76	119	
		Adult Male	28	0	0	0	28	13	44	30	87	115	
		Juvenile Female	3	2	0	1	6	1	0	0	1	7	
		Juvenile Male	4	2	0	0	6	0	0	1	1	7	
		Total	78	4	0	1	83	31	78	56	165	248	
	Point Pleasant SP	Adult Female	24	1	2	0	27	19	7	32	58	85	
		Adult Male	20	0	1	0	21	23	45	39	107	128	
		Juvenile Female	2	7	0	1	10	1	0	0	1	11	
		Juvenile Male	2	0	0	0	2	0	0	0	0	2	
		Total	48	8	3	1	60	43	52	71	166	226	
	Total			175	15	3	2	195	76	286	155	517	712
	<u>McDowell</u>	McDowell	Adult Female	84	2	2	0	88	15	13	22	50	138

			Crimes Against Persons					Crimes Against Property				Total
			Assault Offenses	Forcible Sex Offenses	Murder	Other Crimes Against Persons	Total	Burglary/ B&E	Larceny	Other Crimes Against Property	Total	
<u>McDowell County</u>	McDowell Co SO	Adult Male	63	0	1	0	64	28	37	31	96	160
		Juvenile Female	3	0	0	1	4	0	0	0	0	4
		Juvenile Male	7	0	0	0	7	0	1	0	1	8
		Total	157	2	3	1	163	43	51	53	147	310
	Welch PD	Adult Female	9	0	0	0	9	0	2	0	2	11
		Adult Male	7	0	0	0	7	0	2	0	2	9
		Total	16	0	0	0	16	0	4	0	4	20
	Welch SP	Adult Female	76	2	1	0	79	22	30	24	76	155
		Adult Male	37	1	0	0	38	21	37	17	75	113
		Juvenile Female	6	1	0	0	7	0	0	2	2	9
		Juvenile Male	2	0	0	0	2	0	0	0	0	2
		Total	121	4	1	0	126	43	67	43	153	279
	Total		294	6	4	1	305	86	122	96	304	609
	<u>Mercer County</u>	BCI - Bluefield	Adult Male	1	0	0	0	1	0	0	0	0
Total			1	0	0	0	1	0	0	0	0	1
Bluefield PD			1	0	0	0	1	0	0	0	0	1
		Adult Female	37	2	0	0	39	3	27	28	58	97
		Adult Male	32	0	0	0	32	9	26	20	55	87
		Juvenile Female	4	3	0	0	7	0	0	2	2	9
		Juvenile Male	4	0	1	0	5	0	0	0	0	5

		Crimes Against Persons					Crimes Against Property				Total	
		Assault Offenses	Forcible Sex Offenses	Murder	Other Crimes Against Persons	Total	Burglary/B&E	Larceny	Other Crimes Against Property	Total		
<u>Mercer County</u>	Bluefield PD	Total	78	5	1	0	84	12	53	50	115	199
	Concord College Security	Adult Female	6	0	0	0	6	2	2	0	4	10
		Adult Male	6	0	0	0	6	2	18	3	23	29
		Juvenile Male	0	0	0	0	0	0	0	1	1	1
		Total	12	0	0	0	12	4	20	4	28	40
	DNR - 4 - Mercer	Adult Female	1	0	0	0	1	0	0	0	0	1
		Total	1	0	0	0	1	0	0	0	0	1
	Mercer Co SO	Adult Female	120	2	1	0	123	62	72	84	218	341
		Adult Male	92	0	1	0	93	81	109	82	272	365
		Juvenile Female	10	4	0	0	14	0	2	0	2	16
		Juvenile Male	7	3	0	0	10	1	3	2	6	16
		Total	229	9	2	0	240	144	186	168	498	738
	Princeton PD		1	0	0	0	1	1	1	2	4	5
		Adult Female	138	4	0	2	144	29	100	102	231	375
		Adult Male	100	0	1	4	105	48	108	104	260	365
		Juvenile Female	14	2	0	2	18	0	2	1	3	21
		Juvenile Male	26	1	0	1	28	0	5	5	10	38
		Total	279	7	1	9	296	78	216	214	508	804
	Princeton SP	Adult Female	87	7	0	0	94	34	106	98	238	332
		Adult Male	80	0	0	0	80	53	159	89	301	381

			Crimes Against Persons					Crimes Against Property				
			Assault Offenses	Forcible Sex Offenses	Murder	Other Crimes Against Persons	Total	Burglary/ B&E	Larceny	Other Crimes Against Property	Total	Total
<u>Mercer</u> <u>County</u>	Princeton SP	Juvenile Female	8	5	0	0	13	0	2	0	2	15
		Juvenile Male	8	1	0	0	9	0	0	2	2	11
		Total	183	13	0	0	196	87	267	189	543	739
	Turnpike - Mercer	Adult Male	0	0	0	0	0	0	0	1	1	1
		Total	0	0	0	0	0	0	0	1	1	1
	Total		783	34	4	9	830	325	742	626	1,693	2,523
<u>Mineral</u> <u>County</u>	Keyser PD	Adult Female	14	4	0	0	18	10	33	17	60	78
		Adult Male	10	0	0	0	10	14	34	18	66	76
		Juvenile Female	1	1	0	0	2	0	0	0	0	2
		Juvenile Male	2	0	0	0	2	0	0	0	0	2
		Total	27	5	0	0	32	24	67	35	126	158
	Keyser SP	Adult Female	116	1	0	0	117	48	60	68	176	293
		Adult Male	106	0	0	0	106	43	76	102	221	327
		Juvenile Female	20	5	0	0	25	0	0	1	1	26
		Juvenile Male	14	0	0	0	14	0	4	2	6	20
		Total	256	6	0	0	262	91	140	173	404	666
	Mineral Co SO	Adult Female	71	3	0	0	74	9	12	19	40	114
		Adult Male	51	0	2	0	53	12	12	21	45	98
		Juvenile Female	4	3	0	1	8	0	0	3	3	11
		Juvenile Male	7	1	0	0	8	0	0	2	2	10

			Crimes Against Persons				Crimes Against Property					
			Assault Offenses	Forcible Sex Offenses	Murder	Other Crimes Against Persons	Total	Burglary/ B&E	Larceny	Other Crimes Against Property	Total	Total
<u>Mineral County</u>	Mineral Co CC	Total	133	7	2	1	143	21	24	45	90	233
	Potomac State College		0	0	0	0	0	0	1	0	1	1
		Adult Female	2	0	0	0	2	0	0	2	2	4
		Adult Male	2	0	0	0	2	4	4	3	11	13
		Juvenile Female	1	0	0	0	1	0	0	0	0	1
		Total	5	0	0	0	5	4	5	5	14	19
Total		421	18	2	1	442	140	236	258	634	1,076	
<u>Mingo County</u>	Gilbert SP	Adult Female	34	4	0	0	38	10	12	10	32	70
		Adult Male	29	0	0	0	29	19	35	16	70	99
		Juvenile Female	2	2	0	0	4	0	0	0	0	4
		Total	65	6	0	0	71	29	47	26	102	173
	Mingo Co SO	Adult Female	33	0	0	0	33	0	0	3	3	36
		Adult Male	31	0	1	0	32	2	4	1	7	39
		Juvenile Female	4	1	0	0	5	0	0	0	0	5
		Juvenile Male	1	0	0	0	1	0	0	0	0	1
		Total	69	1	1	0	71	2	4	4	10	81
	Williamson PD	Adult Female	22	1	0	1	24	5	11	12	28	52
		Adult Male	13	0	0	0	13	3	18	20	41	54
		Juvenile Female	1	0	0	0	1	0	0	0	0	1
		Total	36	1	0	1	38	8	29	32	69	107

			Crimes Against Persons					Crimes Against Property				
			Assault Offenses	Forcible Sex Offenses	Murder	Other Crimes Against Persons	Total	Burglary/ B&E	Larceny	Other Crimes Against Property	Total	Total
<u>Mingo County</u>	Williamson SP	Adult Female	74	4	2	0	80	11	46	30	87	167
		Adult Male	59	0	2	0	61	18	47	29	94	155
		Juvenile Female	19	5	0	1	25	0	0	0	0	25
		Juvenile Male	5	0	0	0	5	0	0	0	0	5
		Total	157	9	4	1	171	29	93	59	181	352
	Total	327	17	5	2	351	68	173	121	362	713	
<u>Monongalia County</u>	Monongalia Co SO		0	0	0	0	0	0	1	1	2	2
		Adult Female	72	5	0	1	78	70	135	83	288	366
		Adult Male	65	0	0	0	65	90	157	115	362	427
		Juvenile Female	12	9	0	0	21	0	0	0	0	21
		Juvenile Male	9	1	0	0	10	3	2	2	7	17
		Total	158	15	0	1	174	163	295	201	659	833
	Morgantown PD		0	0	0	0	0	0	0	1	1	1
		Adult Female	135	17	2	1	155	109	217	201	527	682
		Adult Male	155	1	2	0	158	187	238	295	720	878
		Juvenile Female	8	6	0	2	16	9	12	1	22	38
		Juvenile Male	20	2	0	0	22	1	5	0	6	28
		Total	318	26	4	3	351	306	472	498	1,276	1,627
	Morgantown SP	Adult Female	152	10	3	0	165	87	140	140	367	532
Adult Male		85	0	1	0	86	116	192	150	458	544	

			Crimes Against Persons					Crimes Against Property				Total
			Assault Offenses	Forcible Sex Offenses	Murder	Other Crimes Against Persons	Total	Burglary/ B&E	Larceny	Other Crimes Against Property	Total	
<u>Monongalia</u> <u>County</u>	Morgantown SP	Juvenile Female	13	8	0	2	23	1	3	2	6	29
		Juvenile Male	8	2	1	0	11	0	1	0	1	12
		Total	258	20	5	2	285	204	336	292	832	1,117
	WV University - Police	Adult Female	37	4	0	0	41	2	51	34	87	128
		Adult Male	53	0	0	0	53	7	88	43	138	191
		Juvenile Female	0	0	0	0	0	0	1	1	2	2
		Juvenile Male	4	0	0	0	4	0	2	0	2	6
		Total	94	4	0	0	98	9	142	78	229	327
	Total		828	65	9	6	908	682	1,245	1,069	2,996	3,904
	<u>Monroe</u> <u>County</u>	Alderson PD	Adult Male	0	0	0	0	0	0	0	1	1
Total			0	0	0	0	0	0	0	1	1	1
Monroe Co SO		Adult Female	34	0	0	0	34	8	17	8	33	67
		Adult Male	13	0	0	0	13	13	30	8	51	64
		Juvenile Female	3	1	0	1	5	0	2	0	2	7
		Juvenile Male	2	0	0	0	2	0	0	0	0	2
		Total	52	1	0	1	54	21	49	16	86	140
Union SP		Adult Female	16	0	2	0	18	6	13	25	44	62
		Adult Male	11	0	0	1	12	6	18	29	53	65
		Juvenile Female	1	1	0	0	2	0	0	0	0	2
	Juvenile Male	2	0	0	0	2	0	0	0	0	2	

			Crimes Against Persons					Crimes Against Property				
			Assault Offenses	Forcible Sex Offenses	Murder	Other Crimes Against Persons	Total	Burglary/ B&E	Larceny	Other Crimes Against Property	Total	Total
<u>Monroe County</u>	Union SP	Total	30	1	2	1	34	12	31	54	97	131
	Total		82	2	2	2	88	33	80	71	184	272
<u>Morgan County</u>	Berkeley Springs SP	Adult Female	23	0	0	0	23	12	17	27	56	79
		Adult Male	16	0	0	0	16	31	43	30	104	120
		Juvenile Female	2	0	0	1	3	0	0	0	0	3
		Juvenile Male	5	0	0	0	5	0	0	0	0	5
		Total	46	0	0	1	47	43	60	57	160	207
	Morgan Co SO	Adult Female	51	3	1	1	56	21	29	35	85	141
		Adult Male	44	0	0	1	45	34	39	47	120	165
		Juvenile Female	17	3	0	0	20	0	3	0	3	23
		Juvenile Male	17	0	1	0	18	0	0	0	0	18
		Total	129	6	2	2	139	55	71	82	208	347
Total		175	6	2	3	186	98	131	139	368	554	
<u>Nicholas County</u>	Nicholas Co SO	Adult Female	149	2	0	0	151	25	59	60	144	295
		Adult Male	118	0	0	0	118	34	93	59	186	304
		Juvenile Female	17	11	0	1	29	0	0	4	4	33
		Juvenile Male	11	6	0	0	17	0	0	0	0	17
		Total	295	19	0	1	315	59	152	123	334	649
	Richwood SP	Adult Female	3	0	0	0	3	1	3	2	6	9
		Adult Male	5	0	0	0	5	4	5	10	19	24

			Crimes Against Persons					Crimes Against Property				Total
			Assault Offenses	Forcible Sex Offenses	Murder	Other Crimes Against Persons	Total	Burglary/ B&E	Larceny	Other Crimes Against Property	Total	
<u>Nicholas County</u>	Richwood SP	Juvenile Female	2	2	0	0	4	0	0	0	0	4
		Juvenile Male	1	0	0	0	1	0	0	0	0	1
		Total	11	2	0	0	13	5	8	12	25	38
	Summersvill e PD	Adult Female	26	0	0	0	26	0	15	6	21	47
		Adult Male	25	0	0	0	25	4	22	6	32	57
		Juvenile Female	3	0	0	0	3	0	1	0	1	4
		Juvenile Male	3	0	0	0	3	0	0	0	0	3
		Total	57	0	0	0	57	4	38	12	54	111
	Summersvill e SP	Adult Female	14	0	0	0	14	3	18	22	43	57
		Adult Male	14	0	0	0	14	9	28	26	63	77
		Juvenile Female	0	2	0	0	2	0	0	0	0	2
		Total	28	2	0	0	30	12	46	48	106	136
	Total			391	23	0	1	415	80	244	195	519
<u>Ohio County</u>	Bethlehem PD	Adult Female	2	0	0	0	2	0	2	2	4	6
		Adult Male	2	0	0	0	2	1	4	1	6	8
		Juvenile Female	1	0	0	0	1	0	0	0	0	1
		Total	5	0	0	0	5	1	6	3	10	15
	Ohio Co SO		1	0	0	0	1	1	1	1	3	4
		Adult Female	42	2	0	2	46	39	32	28	99	145
		Adult Male	39	0	0	0	39	44	44	19	107	146

			Crimes Against Persons					Crimes Against Property				Total
			Assault Offenses	Forcible Sex Offenses	Murder	Other Crimes Against Persons	Total	Burglary/ B&E	Larceny	Other Crimes Against Property	Total	
<u>Ohio County</u>	Ohio Co SO	Juvenile Female	10	0	0	0	10	1	1	0	2	12
		Juvenile Male	4	1	0	0	5	0	1	1	2	7
		Total	96	3	0	2	101	85	79	49	213	314
	Triadelphia PD	Adult Female	2	0	0	0	2	0	1	2	3	5
		Adult Male	2	0	0	0	2	1	1	0	2	4
		Total	4	0	0	0	4	1	2	2	5	9
	West Liberty College	Adult Female	0	1	0	0	1	0	5	2	7	8
		Adult Male	3	0	0	0	3	0	5	0	5	8
		Total	3	1	0	0	4	0	10	2	12	16
	Wheeling PD		0	0	0	0	0	4	9	2	15	15
		Adult Female	374	8	0	1	383	150	226	249	625	1,008
		Adult Male	261	1	1	0	263	154	254	218	626	889
		Juvenile Female	43	9	0	3	55	1	5	4	10	65
		Juvenile Male	40	1	0	0	41	3	4	5	12	53
		Total	718	19	1	4	742	312	498	478	1,288	2,030
	Wheeling SP	Adult Female	12	2	0	0	14	8	7	8	23	37
		Adult Male	8	0	0	0	8	7	9	18	34	42
		Juvenile Female	1	6	0	1	8	0	0	0	0	8
		Total	21	8	0	1	30	15	16	26	57	87
	Total		847	31	1	7	886	414	611	560	1,585	2,471

			Crimes Against Persons					Crimes Against Property				
			Assault Offenses	Forcible Sex Offenses	Murder	Other Crimes Against Persons	Total	Burglary/ B&E	Larceny	Other Crimes Against Property	Total	Total
<u>Pendleton County</u>	Franklin SP	Adult Female	15	2	0	0	17	3	5	9	17	34
		Adult Male	14	0	1	0	15	6	7	19	32	47
		Juvenile Female	0	0	0	0	0	0	1	0	1	1
		Juvenile Male	2	0	0	0	2	0	0	0	0	2
		Total	31	2	1	0	34	9	13	28	50	84
	Total	31	2	1	0	34	9	13	28	50	84	
<u>Pleasants County</u>	Pleasants Co SO	Adult Female	5	0	0	0	5	0	0	0	0	5
		Adult Male	0	0	0	0	0	0	1	0	1	1
		Total	5	0	0	0	5	0	1	0	1	6
	St Marys SP	Adult Female	8	0	0	0	8	1	4	2	7	15
		Adult Male	10	1	0	0	11	2	10	6	18	29
		Juvenile Female	1	2	0	0	3	0	0	0	0	3
		Juvenile Male	2	0	0	0	2	0	0	0	0	2
		Total	21	3	0	0	24	3	14	8	25	49
	Total	26	3	0	0	29	3	15	8	26	55	
	<u>Pocahontas County</u>	Marlinton SP	Adult Female	38	0	0	0	38	6	16	11	33
Adult Male			20	0	0	0	20	12	20	24	56	76
Juvenile Female			4	3	0	0	7	0	0	0	0	7
Juvenile Male			4	2	0	0	6	0	0	0	0	6
Total			66	5	0	0	71	18	36	35	89	160

			Crimes Against Persons					Crimes Against Property				Total
			Assault Offenses	Forcible Sex Offenses	Murder	Other Crimes Against Persons	Total	Burglary/ B&E	Larceny	Other Crimes Against Property	Total	
<u>Pocahontas County</u>	Pocahontas Co SO		3	0	0	0	3	1	0	0	1	4
		Adult Female	7	2	0	0	9	2	1	2	5	14
		Adult Male	7	0	0	0	7	2	3	1	6	13
		Juvenile Female	2	1	0	0	3	0	0	0	0	3
		Juvenile Male	3	0	0	0	3	1	1	0	2	5
		Total	22	3	0	0	25	6	5	3	14	39
	Total	88	8	0	0	96	24	41	38	103	199	
<u>Preston County</u>	Kingwood PD	Adult Female	1	0	0	0	1	2	0	0	2	3
		Adult Male	0	0	0	0	0	2	1	0	3	3
		Total	1	0	0	0	1	4	1	0	5	6
	Kingwood SP	Adult Female	45	6	0	0	51	32	19	52	103	154
		Adult Male	56	1	0	1	58	38	50	55	143	201
		Juvenile Female	12	8	0	1	21	0	0	0	0	21
		Juvenile Male	7	4	0	0	11	0	0	3	3	14
		Total	120	19	0	2	141	70	69	110	249	390
	Preston Co SO	Adult Female	69	1	0	0	70	47	53	27	127	197
		Adult Male	41	0	0	0	41	70	107	35	212	253
		Juvenile Female	8	3	0	0	11	0	1	1	2	13
		Juvenile Male	3	0	0	0	3	0	0	0	0	3
		Total	121	4	0	0	125	117	161	63	341	466

			Crimes Against Persons					Crimes Against Property				Total
			Assault Offenses	Forcible Sex Offenses	Murder	Other Crimes Against Persons	Total	Burglary/ B&E	Larceny	Other Crimes Against Property	Total	
<u>Preston County</u>	Rowlesburg PD	Adult Male	0	0	0	0	0	1	0	0	1	1
		Juvenile Male	1	0	0	0	1	0	0	0	0	1
		Total	1	0	0	0	1	1	0	0	1	2
	Terra Alta PD	Adult Female	1	0	0	0	1	1	0	1	2	3
		Adult Male	1	0	0	0	1	1	0	1	2	3
		Total	2	0	0	0	2	2	0	2	4	6
	Total			245	23	0	2	270	194	231	175	600
<u>Putnam County</u>	Eleanor PD	Adult Female	5	0	0	0	5	0	0	1	1	6
		Total	5	0	0	0	5	0	0	1	1	6
	Hurricane PD	Adult Female	24	0	0	0	24	5	68	32	105	129
		Adult Male	12	0	0	0	12	8	70	37	115	127
		Juvenile Female	2	2	0	0	4	0	1	0	1	5
		Juvenile Male	6	0	0	0	6	0	0	1	1	7
		Total	44	2	0	0	46	13	139	70	222	268
	Putnam Co SO		2	0	0	1	3	0	2	0	2	5
		Adult Female	66	2	1	1	70	31	99	57	187	257
		Adult Male	40	0	0	1	41	74	186	72	332	373
		Juvenile Female	4	10	0	1	15	0	1	0	1	16
		Juvenile Male	5	0	0	2	7	0	1	0	1	8
Total		117	12	1	6	136	105	289	129	523	659	

			Crimes Against Persons					Crimes Against Property				
			Assault Offenses	Forcible Sex Offenses	Murder	Other Crimes Against Persons	Total	Burglary/ B&E	Larceny	Other Crimes Against Property	Total	Total
<u>Putnam County</u>	Winfield PD	Adult Female	2	0	1	0	3	1	1	0	2	5
		Adult Male	2	0	0	0	2	0	1	0	1	3
		Juvenile Male	1	0	0	0	1	0	0	0	0	1
		Total	5	0	1	0	6	1	2	0	3	9
	Winfield SP	Adult Female	33	1	0	0	34	9	40	35	84	118
		Adult Male	20	0	0	0	20	21	70	32	123	143
		Juvenile Female	3	6	0	0	9	0	1	0	1	10
		Juvenile Male	6	1	0	1	8	0	0	0	0	8
		Total	62	8	0	1	71	30	111	67	208	279
	Total			233	22	2	7	264	149	541	267	957
<u>Raleigh County</u>	BCI - Beckley	Adult Male	0	0	0	0	0	1	1	0	2	2
		Total	0	0	0	0	0	1	1	0	2	2
	Beckley PD	Adult Female	468	13	0	1	482	123	369	348	840	1,322
		Adult Male	362	2	1	0	365	122	385	411	918	1,283
		Juvenile Female	61	6	0	1	68	0	14	7	21	89
		Juvenile Male	46	2	0	0	48	1	15	8	24	72
		Total	937	23	1	2	963	246	783	774	1,803	2,766
	Beckley SP		0	0	0	0	0	0	2	3	5	5
		Adult Female	67	3	0	1	71	44	104	111	259	330
Adult Male		79	0	0	1	80	47	136	119	302	382	

			Crimes Against Persons					Crimes Against Property				
			Assault Offenses	Forcible Sex Offenses	Murder	Other Crimes Against Persons	Total	Burglary/ B&E	Larceny	Other Crimes Against Property	Total	Total
<u>Raleigh County</u>	Beckley SP	Juvenile Female	3	2	0	0	5	0	0	0	0	5
		Juvenile Male	12	1	0	0	13	0	1	0	1	14
		Total	161	6	0	2	169	91	243	233	567	736
	Raleigh Co SO	Adult Female	291	6	2	2	301	148	212	254	614	915
		Adult Male	174	0	3	0	177	208	281	245	734	911
		Juvenile Female	22	22	0	1	45	1	1	1	3	48
		Juvenile Male	16	1	1	0	18	0	2	0	2	20
		Total	503	29	6	3	541	357	496	500	1,353	1,894
	Sophia PD	Adult Female	7	0	0	0	7	3	6	8	17	24
		Adult Male	13	0	0	0	13	1	4	14	19	32
		Juvenile Female	2	0	0	0	2	0	5	0	5	7
		Juvenile Male	3	0	0	0	3	0	2	0	2	5
		Total	25	0	0	0	25	4	17	22	43	68
	Turnpike - Raleigh	Adult Female	2	0	0	0	2	0	0	1	1	3
		Adult Male	1	0	0	0	1	0	4	2	6	7
Total		3	0	0	0	3	0	4	3	7	10	
Total			1,629	58	7	7	1,701	699	1,544	1,532	3,775	5,476
<u>Randolph County</u>	Elkins PD	Adult Female	35	3	0	1	39	16	58	41	115	154
		Adult Male	31	0	0	0	31	21	64	49	134	165
		Juvenile Female	4	4	0	0	8	0	0	0	0	8

			Crimes Against Persons					Crimes Against Property					
			Assault Offenses	Forcible Sex Offenses	Murder	Other Crimes Against Persons	Total	Burglary/ B&E	Larceny	Other Crimes Against Property	Total	Total	
<u>Randolph County</u>	Elkins PD	Juvenile Male	5	0	0	0	5	0	2	0	2	7	
		Total	75	7	0	1	83	37	124	90	251	334	
	Elkins SP	Adult Female	86	2	0	2	90	21	59	71	151	241	
		Adult Male	80	0	1	0	81	39	94	79	212	293	
		Juvenile Female	3	7	0	0	10	1	2	0	3	13	
		Juvenile Male	8	1	0	0	9	1	0	1	2	11	
		Total	177	10	1	2	190	62	155	151	368	558	
	Randolph Co SO		0	0	1	0	1	0	0	0	0	1	
		Adult Female	32	0	0	1	33	5	11	15	31	64	
		Adult Male	22	0	0	0	22	14	23	33	70	92	
		Juvenile Female	3	1	0	1	5	3	2	0	5	10	
		Juvenile Male	2	0	0	0	2	0	1	0	1	3	
		Total	59	1	1	2	63	22	37	48	107	170	
	Total			311	18	2	5	336	121	316	289	726	1,062
	<u>Ritchie County</u>	Harrisville PD	Adult Female	3	0	0	0	3	0	2	3	5	8
Adult Male			3	0	0	0	3	0	3	2	5	8	
Juvenile Female			0	1	0	0	1	0	0	0	0	1	
Total			6	1	0	0	7	0	5	5	10	17	
Harrisville SP		Adult Female	12	1	0	0	13	3	26	11	40	53	
		Adult Male	16	0	0	0	16	6	25	14	45	61	

			Crimes Against Persons					Crimes Against Property				Total
			Assault Offenses	Forcible Sex Offenses	Murder	Other Crimes Against Persons	Total	Burglary/ B&E	Larceny	Other Crimes Against Property	Total	
<u>Ritchie County</u>	Harrisville SP	Juvenile Female	1	6	0	1	8	0	0	0	0	8
		Juvenile Male	5	0	0	0	5	0	1	0	1	6
		Total	34	7	0	1	42	9	52	25	86	128
	Pennsboro PD	Juvenile Female	0	0	0	1	1	0	0	0	0	1
		Total	0	0	0	1	1	0	0	0	0	1
	Ritchie Co SO		0	0	0	0	0	0	1	0	1	1
		Adult Female	19	0	0	0	19	10	11	5	26	45
		Adult Male	11	0	3	1	15	19	26	19	64	79
		Juvenile Female	2	1	1	1	5	0	0	0	0	5
		Juvenile Male	3	1	0	0	4	0	0	0	0	4
		Total	35	2	4	2	43	29	38	24	91	134
	Total		75	10	4	4	93	38	95	54	187	280
<u>Roane County</u>	Roane Co SO	Adult Female	18	0	0	0	18	0	14	10	24	42
		Adult Male	18	0	0	0	18	1	30	15	46	64
		Juvenile Female	1	1	0	0	2	0	0	0	0	2
		Juvenile Male	4	1	0	0	5	0	0	0	0	5
		Total	41	2	0	0	43	1	44	25	70	113
	Spencer PD	Adult Female	33	1	0	0	34	5	8	17	30	64
		Adult Male	21	0	0	0	21	10	8	23	41	62
		Juvenile Female	2	1	0	0	3	0	0	1	1	4

			Crimes Against Persons					Crimes Against Property				
			Assault Offenses	Forcible Sex Offenses	Murder	Other Crimes Against Persons	Total	Burglary/ B&E	Larceny	Other Crimes Against Property	Total	Total
<u>Roane County</u>	Spencer PD	Juvenile Male	3	0	0	0	3	0	0	0	0	3
		Total	59	2	0	0	61	15	16	41	72	133
	Spencer SP	Adult Female	27	0	0	0	27	2	8	8	18	45
		Adult Male	28	0	1	0	29	11	15	19	45	74
		Juvenile Female	6	2	0	1	9	0	0	0	0	9
		Juvenile Male	3	0	0	1	4	0	0	0	0	4
		Total	64	2	1	2	69	13	23	27	63	132
Total		164	6	1	2	173	29	83	93	205	378	
<u>Summers County</u>	Hinton PD	Adult Female	16	0	0	0	16	6	23	15	44	60
		Adult Male	21	0	0	0	21	23	28	18	69	90
		Juvenile Female	6	0	0	0	6	0	1	0	1	7
		Juvenile Male	1	0	0	0	1	0	0	0	0	1
		Total	44	0	0	0	44	29	52	33	114	158
	Hinton SP	Adult Female	9	0	0	0	9	14	15	13	42	51
		Adult Male	10	0	0	0	10	26	28	18	72	82
		Juvenile Female	0	1	0	0	1	0	0	0	0	1
		Juvenile Male	0	0	1	0	1	0	0	1	1	2
		Total	19	1	1	0	21	40	43	32	115	136
	Summers Co SO	Adult Female	14	2	0	0	16	2	13	7	22	38
Adult Male		10	0	0	0	10	2	29	8	39	49	

			Crimes Against Persons					Crimes Against Property				
			Assault Offenses	Forcible Sex Offenses	Murder	Other Crimes Against Persons	Total	Burglary/ B&E	Larceny	Other Crimes Against Property	Total	Total
<u>Summers County</u>	Summers Co SO	Juvenile Female	1	1	0	0	2	0	0	0	0	2
		Total	25	3	0	0	28	4	42	15	61	89
	Total		88	4	1	0	93	73	137	80	290	383
<u>Taylor County</u>	Grafton PD	Adult Female	1	0	0	0	1	0	0	1	1	2
		Total	1	0	0	0	1	0	0	1	1	2
	Grafton SP	Adult Female	10	0	0	0	10	2	3	8	13	23
		Adult Male	3	0	0	0	3	0	3	1	4	7
		Juvenile Female	2	5	0	0	7	0	0	0	0	7
		Juvenile Male	1	0	0	0	1	0	0	0	0	1
		Total	16	5	0	0	21	2	6	9	17	38
	Taylor Co SO	Adult Female	1	0	0	0	1	0	0	0	0	1
		Adult Male	0	0	0	0	0	5	1	1	7	7
		Total	1	0	0	0	1	5	1	1	7	8
Total		18	5	0	0	23	7	7	11	25	48	
<u>Tucker County</u>	Parsons PD		0	0	0	0	0	0	1	0	1	1
		Adult Female	3	0	0	0	3	1	1	3	5	8
		Adult Male	6	0	0	0	6	4	1	5	10	16
		Juvenile Female	1	0	0	0	1	0	0	0	0	1
		Total	10	0	0	0	10	5	3	8	16	26
	Parsons SP	Adult Female	10	0	0	0	10	2	4	14	20	30

			Crimes Against Persons					Crimes Against Property				Total
			Assault Offenses	Forcible Sex Offenses	Murder	Other Crimes Against Persons	Total	Burglary/ B&E	Larceny	Other Crimes Against Property	Total	
<u>Tucker County</u>	Parsons SP	Adult Male	19	0	0	0	19	1	6	14	21	40
		Juvenile Male	3	1	0	0	4	0	0	1	1	5
		Total	32	1	0	0	33	3	10	29	42	75
	Tucker Co SO	Adult Female	10	0	0	0	10	0	0	4	4	14
		Adult Male	7	0	0	0	7	1	4	4	9	16
		Juvenile Male	3	0	0	0	3	0	1	0	1	4
		Total	20	0	0	0	20	1	5	8	14	34
	Total		62	1	0	0	63	9	18	45	72	135
<u>Tyler County</u>	Paden City PD	Adult Female	1	0	0	0	1	0	0	0	0	1
		Total	1	0	0	0	1	0	0	0	0	1
	Sistersville PD	Adult Female	5	0	0	0	5	0	0	2	2	7
		Adult Male	0	0	0	0	0	1	6	2	9	9
		Juvenile Female	1	0	0	0	1	0	0	0	0	1
		Juvenile Male	1	0	0	0	1	0	0	0	0	1
		Total	7	0	0	0	7	1	6	4	11	18
	Tyler Co SO	Adult Female	27	1	0	0	28	10	5	10	25	53
		Adult Male	17	0	0	0	17	8	27	15	50	67
		Juvenile Female	3	1	0	2	6	0	0	0	0	6
		Juvenile Male	7	0	0	0	7	0	2	0	2	9
Total		54	2	0	2	58	18	34	25	77	135	

		Crimes Against Persons					Crimes Against Property					
		Assault Offenses	Forcible Sex Offenses	Murder	Other Crimes Against Persons	Total	Burglary/ B&E	Larceny	Other Crimes Against Property	Total	Total	
<u>Tyler</u>	Total	62	2	0	2	66	19	40	29	88	154	
<u>Upshur County</u>	BCI - Buckhann on	Juvenile Male	0	2	0	0	2	0	0	0	2	
		Total	0	2	0	0	2	0	0	0	2	
	Buckhann on PD		1	0	0	0	1	0	1	0	1	2
		Adult Female	39	0	0	0	39	13	28	22	63	102
		Adult Male	23	0	0	0	23	21	47	34	102	125
		Juvenile Female	2	0	0	0	2	0	0	0	0	2
		Juvenile Male	5	0	0	0	5	0	0	0	0	5
		Total	70	0	0	0	70	34	76	56	166	236
	Buckhann on SP	Adult Female	46	0	0	0	46	7	30	31	68	114
		Adult Male	30	0	0	0	30	13	47	26	86	116
		Juvenile Female	8	3	0	1	12	0	1	1	2	14
		Juvenile Male	4	5	0	0	9	0	1	0	1	10
		Total	88	8	0	1	97	20	79	58	157	254
	Upshur Co SO	Adult Female	17	0	1	1	19	5	11	14	30	49
		Adult Male	24	0	0	0	24	6	16	17	39	63
		Juvenile Female	10	0	0	0	10	0	1	0	1	11
		Juvenile Male	11	0	0	0	11	0	0	0	0	11
		Total	62	0	1	1	64	11	28	31	70	134
	Total		220	10	1	2	233	65	183	145	393	626

			Crimes Against Persons					Crimes Against Property				Total
			Assault Offenses	Forcible Sex Offenses	Murder	Other Crimes Against Persons	Total	Burglary/B&E	Larceny	Other Crimes Against Property	Total	
<u>Wayne County</u>	Ceredo PD	Adult Female	2	0	0	0	2	0	14	2	16	18
		Adult Male	0	0	1	0	1	1	20	2	23	24
		Total	2	0	1	0	3	1	34	4	39	42
	Fort Gay PD	Adult Female	3	0	0	0	3	11	5	0	16	19
		Adult Male	1	0	0	0	1	5	3	0	8	9
		Total	4	0	0	0	4	16	8	0	24	28
	Kenova PD	Adult Female	26	0	0	0	26	8	40	17	65	91
		Adult Male	14	0	0	0	14	10	55	13	78	92
		Juvenile Female	3	0	0	0	3	0	0	0	0	3
		Juvenile Male	0	2	0	0	2	0	2	0	2	4
		Total	43	2	0	0	45	18	97	30	145	190
	Wayne Co SO	Adult Female	48	0	0	0	48	40	14	0	54	102
		Adult Male	19	0	0	0	19	62	41	0	103	122
		Juvenile Female	1	0	0	0	1	0	0	0	0	1
		Juvenile Male	1	0	0	0	1	0	6	0	6	7
		Total	69	0	0	0	69	102	61	0	163	232
	Wayne PD	Adult Female	1	0	0	0	1	0	8	0	8	9
		Adult Male	0	0	0	0	0	0	4	0	4	4
		Total	1	0	0	0	1	0	12	0	12	13
	Wayne SP	Adult Female	89	4	0	0	93	51	121	79	251	344

			Crimes Against Persons					Crimes Against Property				
			Assault Offenses	Forcible Sex Offenses	Murder	Other Crimes Against Persons	Total	Burglary/ B&E	Larceny	Other Crimes Against Property	Total	Total
<u>Wayne County</u>	Wayne SP	Adult Male	72	0	0	0	72	98	136	88	322	394
		Juvenile Female	9	4	0	0	13	0	0	0	0	13
		Juvenile Male	9	0	0	0	9	0	1	0	1	10
		Total	179	8	0	0	187	149	258	167	574	761
	Total	298	10	1	0	309	286	470	201	957	1,266	
<u>Webster County</u>	DNR - 3 - Webster	Adult Male	1	0	0	0	1	0	0	0	0	1
		Total	1	0	0	0	1	0	0	0	0	1
	Upperglade SP	Adult Female	14	0	0	0	14	9	11	16	36	50
		Adult Male	15	0	0	0	15	11	19	18	48	63
		Juvenile Female	1	2	0	0	3	0	0	1	1	4
		Juvenile Male	1	2	0	0	3	0	0	0	0	3
		Total	31	4	0	0	35	20	30	35	85	120
Total	32	4	0	0	36	20	30	35	85	121		
<u>Wetzel County</u>	Hundred SP		0	0	0	0	0	0	1	0	1	1
		Adult Female	13	1	0	0	14	4	3	27	34	48
		Adult Male	12	0	0	0	12	4	9	16	29	41
		Juvenile Female	0	2	0	0	2	0	0	0	0	2
		Juvenile Male	5	0	0	0	5	0	0	0	0	5
		Total	30	3	0	0	33	8	13	43	64	97
	New	Adult Female	12	0	0	0	12	3	6	10	19	31

			Crimes Against Persons					Crimes Against Property				Total
			Assault Offenses	Forcible Sex Offenses	Murder	Other Crimes Against Persons	Total	Burglary/ B&E	Larceny	Other Crimes Against Property	Total	
<u>Wetzel County</u>	New Martinsville PD	Adult Male	1	0	0	0	1	3	4	3	10	11
		Juvenile Female	0	1	0	0	1	0	0	0	0	1
		Juvenile Male	2	0	0	0	2	0	0	0	0	2
		Total	15	1	0	0	16	6	10	13	29	45
	Paden City SP	Adult Female	15	3	0	0	18	0	8	7	15	33
		Adult Male	7	0	0	1	8	6	13	11	30	38
		Juvenile Female	2	1	0	0	3	0	0	0	0	3
		Juvenile Male	1	0	0	0	1	0	0	1	1	2
		Total	25	4	0	1	30	6	21	19	46	76
	Wetzel Co SO	Adult Female	7	0	0	0	7	0	1	0	1	8
		Adult Male	5	0	0	0	5	3	4	5	12	17
		Juvenile Female	1	0	0	0	1	0	0	1	1	2
		Juvenile Male	1	0	0	0	1	0	0	0	0	1
		Total	14	0	0	0	14	3	5	6	14	28
Total			84	8	0	1	93	23	49	81	153	246
<u>Wirt County</u>	Elizabeth SP	Adult Female	26	0	0	0	26	5	8	18	31	57
		Adult Male	22	0	0	0	22	11	11	21	43	65
		Juvenile Female	0	3	0	0	3	0	0	0	0	3
		Juvenile Male	4	0	0	0	4	0	2	0	2	6
		Total	52	3	0	0	55	16	21	39	76	131

			Crimes Against Persons					Crimes Against Property				Total
			Assault Offenses	Forcible Sex Offenses	Murder	Other Crimes Against Persons	Total	Burglary/B&E	Larceny	Other Crimes Against Property	Total	
<u>Wirt County</u>	Wirt Co SO		1	0	0	0	1	1	0	1	2	3
		Adult Female	19	0	0	0	19	8	6	7	21	40
		Adult Male	6	0	0	1	7	11	12	11	34	41
		Juvenile Female	2	1	0	1	4	0	0	0	0	4
		Total	28	1	0	2	31	20	18	19	57	88
	Total	80	4	0	2	86	36	39	58	133	219	
<u>Wood County</u>	Parkersburg PD		8	0	0	0	8	0	0	0	0	8
		Adult Female	385	11	0	0	396	148	451	331	930	1,326
		Adult Male	284	1	0	0	285	167	380	287	834	1,119
		Juvenile Female	66	28	0	3	97	2	13	4	19	116
		Juvenile Male	54	3	0	1	58	1	7	7	15	73
		Total	797	43	0	4	844	318	851	629	1,798	2,642
	Parkersburg SP	Adult Female	15	0	0	0	15	6	35	14	55	70
		Adult Male	13	0	0	0	13	9	50	19	78	91
		Juvenile Female	1	3	0	0	4	0	0	0	0	4
		Juvenile Male	2	3	0	0	5	0	0	0	0	5
		Total	31	6	0	0	37	15	85	33	133	170
	Vienna PD		2	0	0	0	2	1	1	0	2	4
		Adult Female	20	0	0	0	20	4	36	21	61	81
Adult Male		29	0	0	0	29	9	24	24	57	86	

			Crimes Against Persons					Crimes Against Property				Total
			Assault Offenses	Forcible Sex Offenses	Murder	Other Crimes Against Persons	Total	Burglary/ B&E	Larceny	Other Crimes Against Property	Total	
<u>Wood County</u>	Vienna PD	Juvenile Female	8	0	0	0	8	0	0	0	0	8
		Juvenile Male	6	1	0	0	7	0	0	1	1	8
		Total	65	1	0	0	66	14	61	46	121	187
	Williamstown PD	Adult Male	0	0	0	0	0	1	1	0	2	2
		Juvenile Female	1	0	0	0	1	0	0	0	0	1
		Total	1	0	0	0	1	1	1	0	2	3
	Wood Co SO		2	0	0	0	2	2	1	0	3	5
		Adult Female	117	10	1	1	129	48	101	75	224	353
		Adult Male	77	0	1	0	78	58	110	60	228	306
		Juvenile Female	16	10	0	4	30	0	3	2	5	35
		Juvenile Male	12	6	0	0	18	0	1	1	2	20
		Total	224	26	2	5	257	108	216	138	462	719
	Total		1,118	76	2	9	1,205	456	1,214	846	2,516	3,721
<u>Wyoming County</u>	Jesse SP	Adult Female	7	2	0	0	9	2	8	5	15	24
		Adult Male	13	0	0	0	13	8	14	12	34	47
		Juvenile Female	0	1	0	0	1	0	1	0	1	2
		Total	20	3	0	0	23	10	23	17	50	73
	Oceana PD	Adult Female	17	0	0	0	17	9	21	17	47	64
		Adult Male	23	0	0	0	23	7	25	24	56	79
		Juvenile Female	2	0	0	0	2	0	1	0	1	3

			Crimes Against Persons					Crimes Against Property				Total
			Assault Offenses	Forcible Sex Offenses	Murder	Other Crimes Against Persons	Total	Burglary/ B&E	Larceny	Other Crimes Against Property	Total	
<u>Wyoming County</u>	Oceana PD	Juvenile Male	2	0	0	0	2	0	1	0	1	3
		Total	44	0	0	0	44	16	48	41	105	149
	Wyoming Co SO	Adult Female	15	1	0	0	16	36	57	26	119	135
		Adult Male	36	0	0	0	36	56	98	40	194	230
		Juvenile Female	2	0	0	0	2	0	0	0	0	2
		Juvenile Male	2	1	0	0	3	0	0	0	0	3
		Total	55	2	0	0	57	92	155	66	313	370
	Total	119	5	0	0	124	118	226	124	468	592	
Total	22,313	1,173	103	199	23,788	9,795	20,203	16,043	46,041	69,829		

Age and Sex Of Offenders Known to Law Enforcement, Crimes Against Persons and Crimes Against Property

2011

NOTE:

See Appendix for list and definitions of offenses.

Larceny includes Motor Vehicle Theft

OFFENDERS

			Crimes Against Persons					Crimes Against Property				Total
			Assault Offenses	Forcible Sex Offenses	Murder	Other Crimes Against Persons	Total	Burglary/ B&E	Larceny	Other Crimes Against Property	Total	
Barbour County	Barbour Co SO	Adult Male	14	0	0	0	14	7	6	6	19	33
		Total	14	0	0	0	14	7	6	6	19	33
	Belington PD	Adult Female	4	0	0	0	4	3	3	3	9	13
		Adult Male	9	0	0	0	9	1	5	3	9	18
		Juvenile Male	1	0	0	0	1	0	0	0	0	1
		Total	14	0	0	0	14	4	8	6	18	32
	Philippi PD	Adult Female	9	0	0	0	9	0	1	3	4	13
		Adult Male	16	2	0	0	18	2	1	7	10	28
		Juvenile Female	1	0	0	0	1	0	0	0	0	1
		Juvenile Male	3	0	0	0	3	0	0	1	1	4
		Total	29	2	0	0	31	2	2	11	15	46
	Philippi SP		1	0	0	0	1	1	0	0	1	2
		Adult Female	6	0	0	0	6	0	1	4	5	11
		Adult Male	31	1	0	0	32	4	7	17	28	60

			Crimes Against Persons					Crimes Against Property				Total
			Assault Offenses	Forcible Sex Offenses	Murder	Other Crimes Against Persons	Total	Burglary/ B&E	Larceny	Other Crimes Against Property	Total	
Barbour County	Philippi SP	Juvenile Male	2	0	0	0	2	0	0	0	0	2
		Total	40	1	0	0	41	5	8	21	34	75
	Total	97	3	0	0	100	18	24	44	86	186	
Berkeley County	Berkeley Co SO		1	0	0	0	1	0	1	0	1	2
		Adult Female	110	3	1	1	115	7	78	52	137	252
		Adult Male	335	19	8	3	365	64	147	95	306	671
		Juvenile Female	21	0	0	0	21	0	7	0	7	28
		Juvenile Male	27	8	0	0	35	7	13	8	28	63
		Total	494	30	9	4	537	78	246	155	479	1,016
	DNR - 2 - Berkeley	Adult Male	1	0	0	0	1	0	0	0	0	1
		Total	1	0	0	0	1	0	0	0	0	1
	Martinsburg PD	Adult Female	111	0	0	0	111	15	196	86	297	408
		Adult Male	292	6	0	3	301	62	274	185	521	822
		Juvenile Female	20	0	0	0	20	0	34	4	38	58
		Juvenile Male	23	1	0	0	24	7	40	33	80	104
		Total	446	7	0	3	456	84	544	308	936	1,392
	Martinsburg SP	Adult Female	113	0	0	0	113	12	97	50	159	272
		Adult Male	298	22	2	2	324	56	140	157	353	677
		Juvenile Female	12	0	0	0	12	4	7	1	12	24
		Juvenile Male	25	1	0	0	26	2	13	11	26	52

		Crimes Against Persons					Crimes Against Property				Total	
		Assault Offenses	Forcible Sex Offenses	Murder	Other Crimes Against Persons	Total	Burglary/ B&E	Larceny	Other Crimes Against Property	Total		
Berkeley County	Martinsburg	Total	448	23	2	2	475	74	257	219	550	1,025
	tf Eastern Panhandle Drug & Vio	Adult Female	0	0	0	0	0	0	0	1	1	1
		Adult Male	0	0	0	0	0	0	1	0	1	1
		Total	0	0	0	0	0	0	1	1	2	2
	Total		1,389	60	11	9	1,469	236	1,048	683	1,967	3,436
Boone County	Boone Co SO	Adult Female	11	0	0	0	11	1	4	1	6	17
		Adult Male	32	3	0	1	36	12	8	7	27	63
		Juvenile Female	4	0	0	0	4	0	0	0	0	4
		Juvenile Male	1	0	0	0	1	0	0	1	1	2
		Total	48	3	0	1	52	13	12	9	34	86
	Madison SP	Adult Female	36	0	0	0	36	4	30	33	67	103
		Adult Male	109	4	1	2	116	12	69	48	129	245
		Juvenile Female	2	0	0	0	2	0	1	5	6	8
		Juvenile Male	3	0	0	0	3	0	2	3	5	8
		Total	150	4	1	2	157	16	102	89	207	364
	Whitesville SP		0	0	0	0	0	0	2	0	2	2
		Adult Female	7	0	0	0	7	0	9	7	16	23
		Adult Male	23	0	0	1	24	6	32	25	63	87
		Juvenile Male	3	2	0	0	5	0	1	2	3	8
		Total	33	2	0	1	36	6	44	34	84	120

		Crimes Against Persons					Crimes Against Property				Total	
		Assault Offenses	Forcible Sex Offenses	Murder	Other Crimes Against Persons	Total	Burglary/ B&E	Larceny	Other Crimes Against Property	Total		
Boone		Total	231	9	1	4	245	35	158	132	325	570
Braxton County	Braxton Co SO	Adult Female	11	0	0	0	11	0	9	3	12	23
		Adult Male	29	1	0	0	30	2	14	11	27	57
		Juvenile Female	1	0	0	0	1	0	0	0	0	1
		Juvenile Male	1	0	0	0	1	0	0	0	0	1
		Total	42	1	0	0	43	2	23	14	39	82
	Sutton SP		0	0	0	0	0	0	1	1	2	2
		Adult Female	24	3	0	0	27	0	14	11	25	52
		Adult Male	79	2	0	0	81	7	23	34	64	145
		Juvenile Female	2	0	0	0	2	0	0	0	0	2
		Juvenile Male	3	2	0	0	5	2	1	4	7	12
		Total	108	7	0	0	115	9	39	50	98	213
Total	150	8	0	0	158	11	62	64	137	295		
Brooke County	Brooke Co SO		0	0	0	0	0	0	1	0	1	1
		Adult Female	7	0	0	0	7	1	5	5	11	18
		Adult Male	51	2	0	0	53	12	24	21	57	110
		Juvenile Female	2	0	0	0	2	0	0	1	1	3
		Juvenile Male	3	0	0	0	3	1	0	0	1	4
		Total	63	2	0	0	65	14	30	27	71	136
	Follansbee	Adult Female	5	0	0	0	5	0	1	1	2	7

			Crimes Against Persons					Crimes Against Property				Total
			Assault Offenses	Forcible Sex Offenses	Murder	Other Crimes Against Persons	Total	Burglary/ B&E	Larceny	Other Crimes Against Property	Total	
Brooke County	Follansbee PD	Adult Male	9	1	0	1	11	6	10	5	21	32
		Juvenile Male	9	0	0	0	9	5	6	2	13	22
		Total	23	1	0	1	25	11	17	8	36	61
	Wellsburg PD	Adult Female	6	0	0	0	6	1	4	10	15	21
		Adult Male	28	0	0	0	28	7	9	12	28	56
		Juvenile Female	1	0	0	0	1	0	0	0	0	1
		Juvenile Male	2	0	0	0	2	1	3	4	8	10
		Total	37	0	0	0	37	9	16	26	51	88
	Wellsburg SP	Adult Female	2	0	0	0	2	0	4	0	4	6
		Adult Male	6	2	0	1	9	2	5	2	9	18
		Juvenile Female	1	0	0	0	1	0	0	0	0	1
		Juvenile Male	0	2	0	0	2	0	0	0	0	2
		Total	9	4	0	1	14	2	9	2	13	27
Total			132	7	0	2	141	36	72	63	171	312
Cabell County	Barboursville PD	Adult Female	6	0	0	0	6	1	195	16	212	218
		Adult Male	33	0	0	0	33	2	150	27	179	212
		Juvenile Female	3	0	0	0	3	0	46	2	48	51
		Juvenile Male	4	0	0	0	4	1	25	3	29	33
		Total	46	0	0	0	46	4	416	48	468	514
	Cabell CO	Adult Female	55	0	0	0	55	27	83	55	165	220

		Crimes Against Persons					Crimes Against Property				Total	
		Assault Offenses	Forcible Sex Offenses	Murder	Other Crimes Against Persons	Total	Burglary/ B&E	Larceny	Other Crimes Against Property	Total		
Cabell County	Cabell CO SO	Adult Male	149	4	1	4	158	55	132	95	282	440
		Juvenile Female	10	0	0	0	10	0	0	0	0	10
		Juvenile Male	11	1	0	0	12	1	7	5	13	25
		Total	225	5	1	4	235	83	222	155	460	695
	Huntington PD		2	2	0	0	4	0	2	2	4	8
		Adult Female	193	1	1	1	196	43	163	111	317	513
		Adult Male	556	65	1	6	628	128	268	241	637	1,265
		Juvenile Female	25	0	0	0	25	2	1	1	4	29
		Juvenile Male	43	5	0	1	49	12	15	17	44	93
		Total	819	73	2	8	902	185	449	372	1,006	1,908
	Huntington SP	Adult Female	36	1	0	1	38	3	161	37	201	239
		Adult Male	104	13	2	2	121	15	149	58	222	343
		Juvenile Female	2	0	0	0	2	0	19	1	20	22
		Juvenile Male	10	1	0	0	11	1	12	5	18	29
		Total	152	15	2	3	172	19	341	101	461	633
	Marshall Univ Police	Adult Female	9	0	0	0	9	0	7	6	13	22
		Adult Male	22	2	0	0	24	3	28	27	58	82
		Total	31	2	0	0	33	3	35	33	71	104
	Milton PD	Adult Female	2	0	0	0	2	0	3	3	6	8
		Adult Male	12	0	0	0	12	0	5	2	7	19

			Crimes Against Persons					Crimes Against Property				Total
			Assault Offenses	Forcible Sex Offenses	Murder	Other Crimes Against Persons	Total	Burglary/ B&E	Larceny	Other Crimes Against Property	Total	
<i>Cabell County</i>	Milton PD	Juvenile Male	0	0	0	0	0	0	2	0	2	2
		Total	14	0	0	0	14	0	10	5	15	29
	Total	1,287	95	5	15	1,402	294	1,473	714	2,481	3,883	
<i>Calhoun County</i>	Grantsville SP	Adult Female	15	0	1	0	16	0	0	2	2	18
		Adult Male	32	2	2	1	37	4	23	17	44	81
		Juvenile Male	0	1	0	0	1	0	0	1	1	2
		Total	47	3	3	1	54	4	23	20	47	101
	Total	47	3	3	1	54	4	23	20	47	101	
<i>Clay County</i>	Clay SP	Adult Female	9	0	0	0	9	2	3	0	5	14
		Adult Male	18	3	1	0	22	1	4	10	15	37
		Juvenile Male	2	0	0	0	2	0	0	0	0	2
		Total	29	3	1	0	33	3	7	10	20	53
	Total	29	3	1	0	33	3	7	10	20	53	
<i>Doddridge County</i>	Doddridge Co SO	Adult Female	1	0	0	0	1	0	3	0	3	4
		Adult Male	21	2	0	0	23	2	1	2	5	28
		Juvenile Female	0	0	0	0	0	0	2	0	2	2
		Juvenile Male	0	0	0	0	0	0	1	0	1	1
		Total	22	2	0	0	24	2	7	2	11	35
	West Union PD	Adult Female	1	0	0	0	1	0	0	0	0	1
		Adult Male	0	0	0	0	0	0	1	0	1	1

			Crimes Against Persons				Crimes Against Property				Total	
			Assault Offenses	Forcible Sex Offenses	Murder	Other Crimes Against Persons	Total	Burglary/ B&E	Larceny	Other Crimes Against Property		Total
Doddridge County	West Union	Total	1	0	0	0	1	0	1	0	1	2
	West Union SP	Adult Female	4	1	0	0	5	0	0	2	2	7
		Adult Male	17	2	0	0	19	2	1	3	6	25
		Juvenile Male	1	0	0	0	1	0	0	0	0	1
		Total	22	3	0	0	25	2	1	5	8	33
	Total		45	5	0	0	50	4	9	7	20	70
Fayette County	Ansted PD	Adult Female	1	0	0	0	1	0	0	0	0	1
		Adult Male	0	0	0	0	0	0	2	1	3	3
		Total	1	0	0	0	1	0	2	1	3	4
	Fayette Co SO	Adult Female	52	0	1	1	54	15	29	36	80	134
		Adult Male	217	18	0	2	237	57	49	82	188	425
		Juvenile Female	1	1	0	0	2	0	0	1	1	3
		Juvenile Male	6	4	0	0	10	4	1	9	14	24
		Total	276	23	1	3	303	76	79	128	283	586
	Gauley Bridge SP	Adult Female	5	0	0	0	5	1	3	7	11	16
		Adult Male	16	2	1	0	19	8	18	14	40	59
		Juvenile Male	0	0	0	0	0	0	0	1	1	1
		Total	21	2	1	0	24	9	21	22	52	76
	Montgomery PD	Adult Female	1	0	0	0	1	0	2	0	2	3
		Adult Male	3	0	0	0	3	0	7	6	13	16

			Crimes Against Persons					Crimes Against Property				Total
			Assault Offenses	Forcible Sex Offenses	Murder	Other Crimes Against Persons	Total	Burglary/ B&E	Larceny	Other Crimes Against Property	Total	
Fayette County	Montgomery PD	Juvenile Female	1	0	0	0	1	0	0	0	0	1
		Total	5	0	0	0	5	0	9	6	15	20
	Mount Hope PD	Adult Female	1	0	0	0	1	0	2	1	3	4
		Adult Male	12	0	0	0	12	1	6	4	11	23
		Juvenile Female	2	0	0	0	2	0	0	0	0	2
		Total	15	0	0	0	15	1	8	5	14	29
	Oak Hill SP	Adult Female	9	0	0	0	9	3	8	10	21	30
		Adult Male	56	5	0	0	61	9	35	31	75	136
		Juvenile Male	2	0	1	0	3	0	2	1	3	6
		Total	67	5	1	0	73	12	45	42	99	172
	WVU Tech-Security		1	0	0	0	1	0	7	2	9	10
		Adult Female	0	0	0	0	0	0	3	1	4	4
		Adult Male	4	2	0	0	6	0	12	8	20	26
		Juvenile Male	0	0	0	0	0	0	2	0	2	2
		Total	5	2	0	0	7	0	24	11	35	42
	Total		390	32	3	3	428	98	188	215	501	929
	Gilmer County	Glennville PD	Adult Female	1	0	0	0	1	0	1	1	2
Adult Male			8	0	0	0	8	1	7	2	10	18
Juvenile Male			1	0	0	0	1	0	0	0	0	1
Total			10	0	0	0	10	1	8	3	12	22

			Crimes Against Persons					Crimes Against Property				Total	
			Assault Offenses	Forcible Sex Offenses	Murder	Other Crimes Against Persons	Total	Burglary/ B&E	Larceny	Other Crimes Against Property	Total		
Gilmer County	Glenville SP	Adult Female	11	1	0	0	12	1	1	6	8	20	
		Adult Male	24	5	1	2	32	4	10	17	31	63	
		Juvenile Male	5	0	0	0	5	0	0	0	0	5	
		Total	40	6	1	2	49	5	11	23	39	88	
	Glenville State College	Adult Female	0	0	0	0	0	0	1	0	1	1	
		Adult Male	4	0	0	0	4	0	0	0	0	4	
		Total	4	0	0	0	4	0	1	0	1	5	
	Total			54	6	1	2	63	6	20	26	52	115
	Grant County	Grant Co SO	Adult Female	5	0	0	1	6	0	1	3	4	10
Adult Male			22	1	0	2	25	0	5	8	13	38	
Juvenile Male			0	0	0	0	0	1	0	0	1	1	
Total			27	1	0	3	31	1	6	11	18	49	
Petersburg SP		Adult Female	16	0	0	0	16	0	7	5	12	28	
		Adult Male	48	3	0	0	51	4	11	20	35	86	
		Juvenile Female	0	0	0	0	0	0	0	2	2	2	
		Juvenile Male	1	2	0	0	3	0	2	5	7	10	
		Total	65	5	0	0	70	4	20	32	56	126	
Total			92	6	0	3	101	5	26	43	74	175	
Greenbrier County	Greenbrier Co SO	Adult Female	13	0	0	0	13	0	13	3	16	29	
		Adult Male	43	1	0	0	44	5	13	4	22	66	

			Crimes Against Persons					Crimes Against Property				Total
			Assault Offenses	Forcible Sex Offenses	Murder	Other Crimes Against Persons	Total	Burglary/ B&E	Larceny	Other Crimes Against Property	Total	
Greenbrier County	Greenbrier Co SO	Juvenile Female	3	0	0	0	3	0	1	0	1	4
		Juvenile Male	3	1	0	0	4	0	2	1	3	7
		Total	62	2	0	0	64	5	29	8	42	106
	Lewisburg PD	Adult Female	10	0	0	0	10	0	30	15	45	55
		Adult Male	15	2	0	0	17	3	20	23	46	63
		Juvenile Male	0	0	0	0	0	0	6	3	9	9
		Total	25	2	0	0	27	3	56	41	100	127
	Lewisburg SP	Adult Female	12	0	0	0	12	5	20	21	46	58
		Adult Male	28	4	0	0	32	12	23	17	52	84
		Juvenile Female	1	0	0	0	1	0	2	0	2	3
		Juvenile Male	3	0	0	0	3	0	0	0	0	3
		Total	44	4	0	0	48	17	45	38	100	148
	Rainelle PD	Adult Female	0	0	0	0	0	1	2	0	3	3
		Adult Male	2	0	0	0	2	2	5	1	8	10
		Juvenile Male	1	0	0	0	1	0	0	0	0	1
		Total	3	0	0	0	3	3	7	1	11	14
	Rainelle SP	Adult Female	4	0	0	0	4	2	8	7	17	21
		Adult Male	9	1	0	0	10	3	10	10	23	33
		Juvenile Male	0	0	0	0	0	1	0	0	1	1
Total		13	1	0	0	14	6	18	17	41	55	

			Crimes Against Persons					Crimes Against Property				Total
			Assault Offenses	Forcible Sex Offenses	Murder	Other Crimes Against Persons	Total	Burglary/ B&E	Larceny	Other Crimes Against Property	Total	
Greenbrier County	Ronceverte PD	Adult Female	1	0	0	0	1	1	7	3	11	12
		Adult Male	17	2	0	0	19	6	5	6	17	36
		Juvenile Male	1	0	0	0	1	0	0	0	0	1
		Total	19	2	0	0	21	7	12	9	28	49
	White Sulphur Springs PD	Adult Female	4	0	0	0	4	0	0	2	2	6
		Adult Male	4	0	0	0	4	2	0	0	2	6
		Total	8	0	0	0	8	2	0	2	4	12
Total		174	11	0	0	185	43	167	116	326	511	
Hampshire County	Capon Bridge PD	Adult Female	0	0	0	0	0	0	0	2	2	2
		Adult Male	0	0	0	0	0	0	1	1	2	2
		Total	0	0	0	0	0	0	1	3	4	4
	Hampshire Co SO		0	0	0	0	0	0	1	0	1	1
		Adult Female	35	0	0	0	35	1	3	11	15	50
		Adult Male	67	0	1	2	70	19	14	25	58	128
		Juvenile Male	5	0	0	0	5	0	1	0	1	6
		Total	107	0	1	2	110	20	19	36	75	185
	Romney PD	Adult Female	5	0	0	0	5	0	1	1	2	7
		Adult Male	10	1	0	0	11	2	3	2	7	18
Total		15	1	0	0	16	2	4	3	9	25	
Romney SP	Adult Female	31	0	0	0	31	5	13	19	37	68	

			Crimes Against Persons					Crimes Against Property				Total
			Assault Offenses	Forcible Sex Offenses	Murder	Other Crimes Against Persons	Total	Burglary/ B&E	Larceny	Other Crimes Against Property	Total	
Hampshire County	Romney SP	Adult Male	94	9	0	1	104	35	39	52	126	230
		Juvenile Male	5	2	0	0	7	0	5	4	9	16
		Total	130	11	0	1	142	40	57	75	172	314
	Total	252	12	1	3	268	62	81	117	260	528	
Hancock County	Hancock Co SO	Adult Female	6	0	0	0	6	1	6	8	15	21
		Adult Male	32	0	0	0	32	4	8	5	17	49
		Juvenile Female	4	0	0	0	4	0	0	0	0	4
		Total	42	0	0	0	42	5	14	13	32	74
	New Cumberland PD	Adult Female	1	0	0	0	1	2	2	2	6	7
		Adult Male	10	0	0	0	10	0	5	2	7	17
		Juvenile Female	1	0	0	0	1	0	0	0	0	1
		Juvenile Male	0	0	0	0	0	0	1	0	1	1
		Total	12	0	0	0	12	2	8	4	14	26
	New Cumberland SP	Adult Female	0	0	0	0	0	0	2	4	6	6
		Adult Male	9	4	0	0	13	0	4	7	11	24
		Juvenile Female	2	0	0	0	2	0	0	0	0	2
		Juvenile Male	0	0	0	0	0	0	0	1	1	1
		Total	11	4	0	0	15	0	6	12	18	33
Weirton PD		0	0	0	0	0	1	0	1	2	2	
	Adult Female	36	0	0	0	36	3	36	32	71	107	

			Crimes Against Persons					Crimes Against Property				Total
			Assault Offenses	Forcible Sex Offenses	Murder	Other Crimes Against Persons	Total	Burglary/ B&E	Larceny	Other Crimes Against Property	Total	
Hancock County	Weirton PD	Adult Male	136	3	0	1	140	15	44	56	115	255
		Juvenile Female	8	0	0	0	8	0	6	2	8	16
		Juvenile Male	12	0	0	0	12	1	7	9	17	29
		Total	192	3	0	1	196	20	93	100	213	409
	Total	257	7	0	1	265	27	121	129	277	542	
Hardy County	Hardy Co SO	Adult Female	6	0	0	0	6	2	3	10	15	21
		Adult Male	26	0	0	0	26	6	3	8	17	43
		Juvenile Female	1	0	0	0	1	0	0	0	0	1
		Juvenile Male	3	1	0	0	4	1	1	1	3	7
		Total	36	1	0	0	37	9	7	19	35	72
	Moorefield PD	Adult Female	13	0	0	0	13	1	16	24	41	54
		Adult Male	30	0	0	0	30	2	19	24	45	75
		Juvenile Male	2	0	0	0	2	0	0	1	1	3
		Total	45	0	0	0	45	3	35	49	87	132
	Moorefield SP		0	0	0	0	0	0	0	1	1	1
		Adult Female	30	0	1	0	31	5	9	10	24	55
		Adult Male	69	2	0	2	73	13	17	28	58	131
		Juvenile Female	1	0	0	0	1	0	1	2	3	4
		Juvenile Male	4	1	0	0	5	6	4	7	17	22
		Total	104	3	1	2	110	24	31	48	103	213

		Crimes Against Persons					Crimes Against Property				Total	
		Assault Offenses	Forcible Sex Offenses	Murder	Other Crimes Against Persons	Total	Burglary/ B&E	Larceny	Other Crimes Against Property	Total		
Hardy	Total	185	4	1	2	192	36	73	116	225	417	
Harrison County	Bridgeport PD	Adult Female	22	0	0	0	22	1	117	38	156	178
		Adult Male	45	3	0	0	48	9	81	51	141	189
		Juvenile Female	3	0	0	0	3	0	26	0	26	29
		Juvenile Male	3	1	0	0	4	1	7	2	10	14
		Total	73	4	0	0	77	11	231	91	333	410
	Bridgeport SP		0	0	0	0	0	0	0	1	1	1
		Adult Female	35	0	0	1	36	2	14	16	32	68
		Adult Male	85	2	1	0	88	17	52	61	130	218
		Juvenile Female	3	0	0	0	3	0	2	2	4	7
		Juvenile Male	11	0	0	0	11	3	9	8	20	31
		Total	134	2	1	1	138	22	77	88	187	325
	Clarksburg PD	Adult Female	96	0	0	1	97	6	185	73	264	361
		Adult Male	242	20	0	2	264	37	205	113	355	619
		Juvenile Female	13	0	0	0	13	1	23	3	27	40
		Juvenile Male	27	3	0	0	30	3	19	2	24	54
		Total	378	23	0	3	404	47	432	191	670	1,074
	DNR - 1 - Harrison	Adult Male	1	0	0	0	1	0	0	0	0	1
		Total	1	0	0	0	1	0	0	0	0	1
	Harrison Co	Adult Female	60	3	0	0	63	13	48	52	113	176

		Crimes Against Persons					Crimes Against Property				Total	
		Assault Offenses	Forcible Sex Offenses	Murder	Other Crimes Against Persons	Total	Burglary/ B&E	Larceny	Other Crimes Against Property	Total		
Harrison County	Harrison Co SO	Adult Male	114	8	4	0	126	54	84	83	221	347
		Juvenile Female	3	0	0	0	3	1	0	1	2	5
		Juvenile Male	8	2	0	0	10	6	4	6	16	26
		Total	185	13	4	0	202	74	136	142	352	554
	Lumberport PD	Adult Female	0	0	0	0	0	1	0	0	1	1
		Adult Male	1	0	0	0	1	3	1	1	5	6
		Juvenile Female	1	0	0	0	1	0	0	0	0	1
		Juvenile Male	4	0	0	0	4	0	0	0	0	4
		Total	6	0	0	0	6	4	1	1	6	12
	Nutter Fort PD	Adult Female	5	0	0	0	5	3	7	3	13	18
		Adult Male	20	0	0	0	20	2	13	6	21	41
		Juvenile Male	1	0	0	0	1	0	0	2	2	3
		Total	26	0	0	0	26	5	20	11	36	62
	Shinnston PD	Adult Female	6	0	0	0	6	1	8	3	12	18
		Adult Male	16	3	0	0	19	3	18	11	32	51
		Juvenile Female	4	0	0	0	4	0	1	1	2	6
		Juvenile Male	0	0	0	0	0	0	1	0	1	1
		Total	26	3	0	0	29	4	28	15	47	76
	Stonewood PD	Adult Female	0	0	0	0	0	0	0	1	1	1
		Total	0	0	0	0	0	0	0	1	1	1

			Crimes Against Persons				Crimes Against Property						
			Assault Offenses	Forcible Sex Offenses	Murder	Other Crimes Against Persons	Total	Burglary/ B&E	Larceny	Other Crimes Against Property	Total	Total	
Harrison	Total		829	45	5	4	883	167	925	540	1,632	2,515	
Jackson County	Jackson Co SO	Adult Female	12	0	0	0	12	1	5	0	6	18	
		Adult Male	33	0	0	0	33	4	9	0	13	46	
		Juvenile Female	1	0	0	0	1	0	0	0	0	1	
		Juvenile Male	3	0	0	0	3	0	0	0	0	3	
		Total	49	0	0	0	49	5	14	0	19	68	
	Ravenswood PD	Adult Female	7	0	0	0	7	0	6	6	12	19	
		Adult Male	24	1	0	0	25	6	6	9	21	46	
		Juvenile Male	7	0	0	0	7	2	1	9	12	19	
		Total	38	1	0	0	39	8	13	24	45	84	
	Ripley PD	Adult Female	5	0	0	0	5	1	5	2	8	13	
		Adult Male	15	1	0	0	16	1	2	7	10	26	
		Juvenile Male	1	0	0	0	1	0	0	1	1	2	
		Total	21	1	0	0	22	2	7	10	19	41	
	Ripley SP	Adult Female	34	0	0	1	35	2	3	12	17	52	
		Adult Male	56	3	0	0	59	10	21	38	69	128	
		Juvenile Male	1	1	0	0	2	0	0	1	1	3	
		Total	91	4	0	1	96	12	24	51	87	183	
	Total		199	6	0	1	206	27	58	85	170	376	
	Jefferson	Charles Town	Adult Female	2	0	0	0	2	1	1	6	8	10

			Crimes Against Persons					Crimes Against Property				Total
			Assault Offenses	Forcible Sex Offenses	Murder	Other Crimes Against Persons	Total	Burglary/ B&E	Larceny	Other Crimes Against Property	Total	
Jefferson County	Charles Town PD	Adult Male	16	0	0	0	16	3	10	5	18	34
		Juvenile Female	1	0	0	0	1	0	0	1	1	2
		Total	19	0	0	0	19	4	11	12	27	46
	Harpers Ferry PD	Adult Male	1	0	0	0	1	0	0	2	2	3
		Total	1	0	0	0	1	0	0	2	2	3
	Jefferson Co SO		0	0	0	0	0	0	0	1	1	1
		Adult Female	18	0	0	0	18	0	21	11	32	50
		Adult Male	55	4	0	2	61	1	37	17	55	116
		Juvenile Female	7	0	0	0	7	0	3	0	3	10
		Juvenile Male	6	1	0	0	7	0	2	0	2	9
		Total	86	5	0	2	93	1	63	29	93	186
	Kearneysville SP	Adult Female	35	0	0	0	35	9	49	33	91	126
		Adult Male	129	9	0	1	139	16	57	50	123	262
		Juvenile Female	5	0	0	0	5	0	1	1	2	7
		Juvenile Male	6	0	0	0	6	1	1	3	5	11
		Total	175	9	0	1	185	26	108	87	221	406
	Ranson PD	Adult Female	2	0	0	0	2	0	9	4	13	15
		Adult Male	8	1	0	0	9	1	14	3	18	27
		Juvenile Male	0	0	0	0	0	0	1	0	1	1
		Total	10	1	0	0	11	1	24	7	32	43

			Crimes Against Persons					Crimes Against Property				Total
			Assault Offenses	Forcible Sex Offenses	Murder	Other Crimes Against Persons	Total	Burglary/ B&E	Larceny	Other Crimes Against Property	Total	
Jefferson County	Shepherd University	Adult Female	1	0	0	0	1	1	2	0	3	4
		Adult Male	7	0	0	0	7	0	2	0	2	9
		Total	8	0	0	0	8	1	4	0	5	13
	Shepherdsto wn PD	Adult Male	1	0	0	0	1	0	0	0	0	1
		Total	1	0	0	0	1	0	0	0	0	1
	Total		300	15	0	3	318	33	210	137	380	698
Kanawha County	Cedar Grove PD	Adult Male	0	0	0	0	0	0	3	0	3	3
		Total	0	0	0	0	0	0	3	0	3	3
	Charleston PD		10	0	0	0	10	5	10	13	28	38
		Adult Female	525	4	0	8	537	64	644	253	961	1,498
		Adult Male	1,307	63	5	8	1,383	226	871	563	1,660	3,043
		Juvenile Female	50	0	0	0	50	2	49	16	67	117
		Juvenile Male	71	4	0	2	77	21	69	39	129	206
		Total	1,963	71	5	18	2,057	318	1,643	884	2,845	4,902
	Dunbar PD		1	0	0	0	1	0	0	0	0	1
		Adult Female	45	0	1	0	46	4	26	29	59	105
		Adult Male	130	2	0	3	135	13	49	62	124	259
		Juvenile Female	2	0	0	0	2	0	3	1	4	6
		Juvenile Male	5	0	0	0	5	0	0	9	9	14
Total		183	2	1	3	189	17	78	101	196	385	

			Crimes Against Persons					Crimes Against Property				Total
			Assault Offenses	Forcible Sex Offenses	Murder	Other Crimes Against Persons	Total	Burglary/ B&E	Larceny	Other Crimes Against Property	Total	
Kanawha County	Glasgow PD	Adult Female	1	0	0	0	1	0	1	0	1	2
		Adult Male	2	0	0	0	2	0	1	0	1	3
		Juvenile Male	1	0	0	0	1	0	1	3	4	5
		Total	4	0	0	0	4	0	3	3	6	10
	ICAC Unit	Adult Male	0	1	0	0	1	0	0	0	0	1
		Total	0	1	0	0	1	0	0	0	0	1
	Kanawha Co SO		0	0	0	0	0	2	2	0	4	4
		Adult Female	442	5	0	0	447	41	162	150	353	800
		Adult Male	1,249	53	2	9	1,313	155	329	423	907	2,220
		Juvenile Female	37	1	0	0	38	3	7	9	19	57
		Juvenile Male	61	9	0	0	70	10	20	24	54	124
		Total	1,789	68	2	9	1,868	211	520	606	1,337	3,205
	Marmet PD	Adult Female	0	0	0	0	0	0	3	0	3	3
		Adult Male	1	0	0	0	1	1	6	0	7	8
		Total	1	0	0	0	1	1	9	0	10	11
	Nitro PD	Adult Female	14	0	0	1	15	1	96	16	113	128
		Adult Male	59	4	0	0	63	8	73	32	113	176
		Juvenile Female	1	0	0	0	1	0	2	0	2	3
		Juvenile Male	0	0	0	0	0	0	3	3	6	6
		Total	74	4	0	1	79	9	174	51	234	313

		Crimes Against Persons					Crimes Against Property				Total	
		Assault Offenses	Forcible Sex Offenses	Murder	Other Crimes Against Persons	Total	Burglary/ B&E	Larceny	Other Crimes Against Property	Total		
Kanawha County	Quincy SP		0	0	0	0	0	0	0	1	1	1
		Adult Female	12	0	0	0	12	5	27	35	67	79
		Adult Male	24	3	1	0	28	23	59	65	147	175
		Juvenile Female	2	0	0	0	2	1	0	1	2	4
		Juvenile Male	1	0	0	0	1	1	3	2	6	7
		Total	39	3	1	0	43	30	89	104	223	266
	So Charleston SP	Adult Female	35	0	0	1	36	4	18	48	70	106
		Adult Male	111	13	0	2	126	9	47	86	142	268
		Juvenile Female	4	1	0	0	5	0	0	0	0	5
		Juvenile Male	6	3	0	0	9	0	3	5	8	17
		Total	156	17	0	3	176	13	68	139	220	396
	South Charleston PD		0	0	0	0	0	0	1	0	1	1
		Adult Female	73	0	0	0	73	7	124	64	195	268
		Adult Male	198	11	2	2	213	20	151	169	340	553
		Juvenile Female	12	0	0	0	12	0	11	5	16	28
		Juvenile Male	21	2	0	0	23	2	8	18	28	51
		Total	304	13	2	2	321	29	295	256	580	901
	St Albans PD	Adult Female	43	0	0	0	43	9	94	37	140	183
		Adult Male	93	4	1	1	99	23	121	49	193	292
		Juvenile Female	6	0	0	0	6	0	27	0	27	33

			Crimes Against Persons					Crimes Against Property				Total
			Assault Offenses	Forcible Sex Offenses	Murder	Other Crimes Against Persons	Total	Burglary/ B&E	Larceny	Other Crimes Against Property	Total	
Kanawha County	St Albans PD	Juvenile Male	12	1	0	0	13	3	19	10	32	45
		Total	154	5	1	1	161	35	261	96	392	553
	f Metro Drug Enforcement	Adult Male	1	0	0	0	1	0	0	0	0	1
		Total	1	0	0	0	1	0	0	0	0	1
	Turnpike - Kanawha	Adult Female	0	0	0	0	0	0	5	1	6	6
		Adult Male	1	0	0	0	1	0	2	1	3	4
		Total	1	0	0	0	1	0	7	2	9	10
	WV State University	Adult Female	8	0	0	0	8	0	0	0	0	8
		Adult Male	7	2	0	0	9	2	5	3	10	19
		Juvenile Male	2	0	0	0	2	0	0	0	0	2
		Total	17	2	0	0	19	2	5	3	10	29
Total			4,686	186	12	37	4,921	665	3,155	2,245	6,065	10,986
Lewis County	Lewis Co SO	Adult Female	15	0	0	0	15	0	5	2	7	22
		Adult Male	23	0	1	0	24	1	1	6	8	32
		Juvenile Female	7	0	0	0	7	0	1	0	1	8
		Juvenile Male	3	0	0	0	3	0	0	0	0	3
		Total	48	0	1	0	49	1	7	8	16	65
	Weston PD	Adult Female	7	0	0	0	7	1	2	4	7	14
		Adult Male	17	0	0	0	17	1	6	6	13	30
		Juvenile Male	2	0	0	0	2	2	4	2	8	10

			Crimes Against Persons				Crimes Against Property				Total	
			Assault Offenses	Forcible Sex Offenses	Murder	Other Crimes Against Persons	Total	Burglary/ B&E	Larceny	Other Crimes Against Property		Total
Lewis County	Weston PD	Total	26	0	0	0	26	4	12	12	28	54
	Weston SP	Adult Female	20	0	0	1	21	3	14	13	30	51
		Adult Male	35	5	1	0	41	7	34	29	70	111
		Juvenile Female	1	0	0	0	1	0	0	1	1	2
		Juvenile Male	2	0	0	0	2	0	1	4	5	7
		Total	58	5	1	1	65	10	49	47	106	171
	Total	132	5	2	1	140	15	68	67	150	290	
Lincoln County	Hamlin PD	Adult Female	2	0	0	0	2	0	0	3	3	5
		Adult Male	16	0	0	0	16	6	7	2	15	31
		Juvenile Female	3	0	0	0	3	0	0	1	1	4
		Juvenile Male	10	2	0	0	12	0	3	1	4	16
		Total	31	2	0	0	33	6	10	7	23	56
	Hamlin SP	Adult Female	55	1	0	0	56	9	47	37	93	149
		Adult Male	200	12	0	3	215	40	97	114	251	466
		Juvenile Female	4	0	0	0	4	0	4	0	4	8
		Juvenile Male	9	3	0	2	14	4	4	11	19	33
		Total	268	16	0	5	289	53	152	162	367	656
Total	299	18	0	5	322	59	162	169	390	712		
Logan County	Chapmanville PD	Adult Female	5	0	0	0	5	0	11	2	13	18
		Adult Male	9	1	0	0	10	3	11	3	17	27

			Crimes Against Persons					Crimes Against Property				Total
			Assault Offenses	Forcible Sex Offenses	Murder	Other Crimes Against Persons	Total	Burglary/ B&E	Larceny	Other Crimes Against Property	Total	
Logan County	Chapmanville PD	Juvenile Female	1	0	0	0	1	0	0	0	0	1
		Juvenile Male	0	0	0	0	0	0	3	0	3	3
		Total	15	1	0	0	16	3	25	5	33	49
	Logan Co SO		0	0	0	0	0	1	3	3	7	7
		Adult Female	14	0	0	0	14	4	3	7	14	28
		Adult Male	51	0	0	0	51	6	4	19	29	80
		Total	65	0	0	0	65	11	10	29	50	115
	Logan PD	Adult Female	21	0	0	0	21	0	68	4	72	93
		Adult Male	59	2	0	0	61	2	59	17	78	139
		Juvenile Female	0	0	0	0	0	0	1	0	1	1
		Juvenile Male	0	0	0	0	0	0	4	0	4	4
		Total	80	2	0	0	82	2	132	21	155	237
	Logan SP	Adult Female	55	1	0	0	56	12	38	41	91	147
		Adult Male	178	16	2	1	197	36	102	95	233	430
		Juvenile Female	8	0	0	0	8	0	1	1	2	10
		Juvenile Male	6	0	0	0	6	3	1	3	7	13
		Total	247	17	2	1	267	51	142	140	333	600
	tf U S 119 Task Force	Adult Male	0	0	0	0	0	0	0	3	3	3
		Total	0	0	0	0	0	0	0	3	3	3
Total			407	20	2	1	430	67	309	198	574	1,004

		Crimes Against Persons					Crimes Against Property				Total	
		Assault Offenses	Forcible Sex Offenses	Murder	Other Crimes Against Persons	Total	Burglary/ B&E	Larceny	Other Crimes Against Property	Total		
Marion County	Fairmont Campus Police		0	0	0	0	0	0	1	0	1	1
		Adult Female	5	0	0	0	5	0	1	1	2	7
		Adult Male	4	1	0	0	5	1	1	2	4	9
		Total	9	1	0	0	10	1	3	3	7	17
	Fairmont PD		1	0	0	0	1	1	2	6	9	10
		Adult Female	47	0	0	0	47	11	46	33	90	137
		Adult Male	146	7	0	1	154	35	68	58	161	315
		Juvenile Female	2	0	0	0	2	2	2	0	4	6
		Juvenile Male	12	1	0	1	14	8	7	6	21	35
		Total	208	8	0	2	218	57	125	103	285	503
	Fairmont SP	Adult Female	15	0	0	0	15	2	10	13	25	40
		Adult Male	32	2	0	2	36	9	25	27	61	97
		Juvenile Female	0	1	0	0	1	0	0	0	0	1
		Juvenile Male	0	1	0	0	1	0	2	7	9	10
		Total	47	4	0	2	53	11	37	47	95	148
	Marion Co SO	Adult Female	4	0	0	0	4	0	2	0	2	6
		Adult Male	17	0	0	0	17	3	6	5	14	31
		Juvenile Male	1	0	0	0	1	0	0	0	0	1
		Total	22	0	0	0	22	3	8	5	16	38
	Monongah	Adult Female	1	0	0	0	1	0	0	0	0	1

			Crimes Against Persons					Crimes Against Property				
			Assault Offenses	Forcible Sex Offenses	Murder	Other Crimes Against Persons	Total	Burglary/ B&E	Larceny	Other Crimes Against Property	Total	Total
Marion County	Monongah PD	Adult Male	0	0	0	0	0	0	1	0	1	1
		Total	1	0	0	0	1	0	1	0	1	2
	TF--3 RIVERS	Adult Male	0	0	0	0	0	0	0	1	1	1
		Total	0	0	0	0	0	0	0	1	1	1
	Total		287	13	0	4	304	72	174	159	405	709
Marshall County	Benwood PD	Adult Male	1	0	0	0	1	1	2	1	4	5
		Juvenile Male	1	0	0	0	1	0	0	0	0	1
		Total	2	0	0	0	2	1	2	1	4	6
	Glen Dale PD	Adult Female	0	0	0	0	0	1	6	6	13	13
		Adult Male	5	0	0	0	5	0	5	5	10	15
		Total	5	0	0	0	5	1	11	11	23	28
	Marshall Co SO	Adult Female	27	0	0	0	27	3	16	11	30	57
		Adult Male	76	1	0	0	77	23	42	45	110	187
		Juvenile Female	7	0	0	0	7	0	0	3	3	10
		Juvenile Male	6	1	0	0	7	2	1	3	6	13
		Total	116	2	0	0	118	28	59	62	149	267
	Moundsville PD		1	0	0	0	1	3	2	2	7	8
		Adult Female	52	0	0	2	54	3	76	28	107	161
Adult Male		143	2	1	2	148	14	82	60	156	304	
Juvenile Female		16	0	0	0	16	0	8	3	11	27	

			Crimes Against Persons					Crimes Against Property				Total
			Assault Offenses	Forcible Sex Offenses	Murder	Other Crimes Against Persons	Total	Burglary/ B&E	Larceny	Other Crimes Against Property	Total	
Marshall County	Moundsville PD	Juvenile Male	15	4	0	0	19	1	6	10	17	36
		Total	227	6	1	4	238	21	174	103	298	536
	Moundsville SP		0	0	0	0	0	0	2	1	3	3
		Adult Female	7	0	0	0	7	2	5	7	14	21
		Adult Male	22	3	0	3	28	11	10	15	36	64
		Juvenile Female	1	0	0	0	1	0	0	0	0	1
		Juvenile Male	1	0	0	0	1	0	0	2	2	3
		Total	31	3	0	3	37	13	17	25	55	92
	Total	381	11	1	7	400	64	263	202	529	929	
Mason County	Mason Co SO	Adult Female	6	0	0	0	6	0	10	0	10	16
		Adult Male	31	3	0	0	34	0	18	5	23	57
		Juvenile Female	0	0	0	0	0	0	2	0	2	2
		Juvenile Male	6	0	0	0	6	0	2	0	2	8
		Total	43	3	0	0	46	0	32	5	37	83
	Mason PD	Adult Female	1	0	0	0	1	1	1	2	4	5
		Adult Male	5	0	0	0	5	1	1	2	4	9
		Total	6	0	0	0	6	2	2	4	8	14
	Point Pleasant PD	Adult Female	15	0	0	0	15	0	14	15	29	44
		Adult Male	44	2	0	2	48	6	32	21	59	107
		Juvenile Female	0	0	0	0	0	0	0	1	1	1

			Crimes Against Persons					Crimes Against Property				Total
			Assault Offenses	Forcible Sex Offenses	Murder	Other Crimes Against Persons	Total	Burglary/ B&E	Larceny	Other Crimes Against Property	Total	
Mason County	Point Pleasant PD	Juvenile Male	1	0	0	0	1	0	0	1	1	2
		Total	60	2	0	2	64	6	46	38	90	154
	Point Pleasant SP		0	0	0	0	0	1	0	0	1	1
		Adult Female	8	0	0	0	8	1	10	15	26	34
		Adult Male	34	5	4	1	44	12	22	27	61	105
		Juvenile Female	1	0	0	0	1	1	0	2	3	4
		Juvenile Male	2	1	0	0	3	3	2	2	7	10
		Total	45	6	4	1	56	18	34	46	98	154
Total	154	11	4	3	172	26	114	93	233	405		
McDowell County	DNR - 4 - McDowell	Adult Male	0	0	0	0	0	0	0	1	1	1
		Total	0	0	0	0	0	0	0	1	1	1
	McDowell Co SO	Adult Female	35	0	0	0	35	2	9	11	22	57
		Adult Male	107	2	3	1	113	14	40	36	90	203
		Juvenile Male	1	0	0	0	1	0	1	1	2	3
		Total	143	2	3	1	149	16	50	48	114	263
	Welch PD	Adult Female	5	0	0	0	5	0	10	0	10	15
		Adult Male	13	0	0	0	13	2	7	0	9	22
		Juvenile Male	0	0	0	0	0	0	1	0	1	1
		Total	18	0	0	0	18	2	18	0	20	38
	Welch SP	Adult Female	25	0	0	0	25	0	13	6	19	44

			Crimes Against Persons					Crimes Against Property				Total
			Assault Offenses	Forcible Sex Offenses	Murder	Other Crimes Against Persons	Total	Burglary/ B&E	Larceny	Other Crimes Against Property	Total	
McDowell County	Welch SP	Adult Male	85	4	1	0	90	11	17	22	50	140
		Juvenile Female	1	0	0	0	1	0	0	0	0	1
		Juvenile Male	1	0	0	0	1	4	2	1	7	8
		Total	112	4	1	0	117	15	32	29	76	193
	Total	273	6	4	1	284	33	100	78	211	495	
Mercer County	BCI - Bluefield	Adult Male	1	0	0	0	1	0	0	3	3	4
		Total	1	0	0	0	1	0	0	3	3	4
	Bluefield PD		3	1	0	0	4	0	0	2	2	6
		Adult Female	23	0	0	0	23	1	10	22	33	56
		Adult Male	41	2	1	0	44	1	18	24	43	87
		Juvenile Female	1	0	0	0	1	0	1	2	3	4
		Juvenile Male	4	2	0	0	6	0	1	2	3	9
		Total	72	5	1	0	78	2	30	52	84	162
	Concord College Security	Adult Female	4	0	0	0	4	0	0	1	1	5
		Adult Male	9	0	0	0	9	1	4	2	7	16
		Juvenile Male	0	0	0	0	0	0	0	1	1	1
		Total	13	0	0	0	13	1	4	4	9	22
	DNR - 4 - Mercer	Adult Male	1	0	0	0	1	0	0	1	1	2
Total		1	0	0	0	1	0	0	1	1	2	
Mercer Co	Adult Female	53	0	0	0	53	20	66	46	132	185	

		Crimes Against Persons					Crimes Against Property				Total	
		Assault Offenses	Forcible Sex Offenses	Murder	Other Crimes Against Persons	Total	Burglary/ B&E	Larceny	Other Crimes Against Property	Total		
Mercer County	Mercer Co SO	Adult Male	149	4	1	0	154	59	96	85	240	394
		Juvenile Female	8	0	0	0	8	0	3	0	3	11
		Juvenile Male	15	3	0	0	18	6	7	5	18	36
		Total	225	7	1	0	233	85	172	136	393	626
	Princeton PD		0	0	0	0	0	0	1	0	1	1
		Adult Female	56	0	0	0	56	12	66	41	119	175
		Adult Male	160	3	1	3	167	17	101	95	213	380
		Juvenile Female	5	0	0	0	5	1	4	3	8	13
		Juvenile Male	24	2	0	0	26	3	9	13	25	51
		Total	245	5	1	3	254	33	181	152	366	620
	Princeton SP		1	0	0	0	1	0	0	0	0	1
		Adult Female	44	0	0	0	44	11	52	39	102	146
		Adult Male	124	9	0	0	133	29	96	62	187	320
		Juvenile Female	5	0	0	0	5	0	3	2	5	10
		Juvenile Male	4	3	0	0	7	0	0	0	0	7
		Total	178	12	0	0	190	40	151	103	294	484
	Turnpike - Mercer	Adult Male	0	0	0	0	0	0	0	1	1	1
		Total	0	0	0	0	0	0	0	1	1	1
	Total		735	29	3	3	770	161	538	452	1,151	1,921
Mineral	Keyser PD	Adult Female	4	0	0	0	4	2	13	5	20	24

			Crimes Against Persons					Crimes Against Property				Total
			Assault Offenses	Forcible Sex Offenses	Murder	Other Crimes Against Persons	Total	Burglary/ B&E	Larceny	Other Crimes Against Property	Total	
Mineral County	Keyser PD	Adult Male	20	3	0	0	23	12	29	14	55	78
		Juvenile Female	1	0	0	0	1	0	0	2	2	3
		Juvenile Male	0	0	0	0	0	0	1	3	4	4
		Total	25	3	0	0	28	14	43	24	81	109
	Keyser SP	Adult Female	55	0	0	0	55	9	26	45	80	135
		Adult Male	118	4	0	0	122	25	45	65	135	257
		Juvenile Female	22	0	0	0	22	0	0	2	2	24
		Juvenile Male	16	1	0	0	17	7	7	8	22	39
		Total	211	5	0	0	216	41	78	120	239	455
	Mineral Co SO	Adult Female	32	1	1	0	34	2	14	12	28	62
		Adult Male	80	6	3	1	90	15	32	22	69	159
		Juvenile Female	6	0	0	0	6	0	0	2	2	8
		Juvenile Male	7	0	0	0	7	0	1	4	5	12
		Total	125	7	4	1	137	17	47	40	104	241
	Potomac State College Police	Adult Female	1	0	0	0	1	0	1	2	3	4
		Adult Male	3	0	0	0	3	0	1	9	10	13
		Total	4	0	0	0	4	0	2	11	13	17
	Total		365	15	4	1	385	72	170	195	437	822
	Mingo County	Gilbert SP	Adult Female	17	0	0	0	17	2	9	5	16
Adult Male			38	5	0	0	43	16	36	23	75	118

			Crimes Against Persons					Crimes Against Property				Total
			Assault Offenses	Forcible Sex Offenses	Murder	Other Crimes Against Persons	Total	Burglary/ B&E	Larceny	Other Crimes Against Property	Total	
Mingo County	Gilbert SP	Juvenile Male	1	1	0	0	2	0	0	0	0	2
		Total	56	6	0	0	62	18	45	28	91	153
	Mingo Co SO	Adult Female	11	0	0	0	11	0	2	1	3	14
		Adult Male	55	1	1	0	57	3	1	4	8	65
		Total	66	1	1	0	68	3	3	5	11	79
	Williamson PD	Adult Female	8	0	0	0	8	0	2	5	7	15
		Adult Male	24	1	0	1	26	5	7	15	27	53
		Juvenile Male	0	0	0	0	0	2	0	3	5	5
		Total	32	1	0	1	34	7	9	23	39	73
	Williamson SP	Adult Female	29	0	0	0	29	5	12	12	29	58
		Adult Male	85	10	2	1	98	5	25	31	61	159
		Juvenile Female	1	0	0	0	1	0	0	0	0	1
		Juvenile Male	1	0	0	0	1	1	2	3	6	7
		Total	116	10	2	1	129	11	39	46	96	225
	Total			270	18	3	2	293	39	96	102	237
Monongalia County	Monongalia Co SO		1	0	0	0	1	21	35	23	79	80
		Adult Female	28	0	0	1	29	4	41	18	63	92
		Adult Male	88	11	0	0	99	29	85	76	190	289
		Juvenile Female	7	0	0	0	7	0	1	0	1	8
		Juvenile Male	10	1	0	0	11	1	5	1	7	18

		Crimes Against Persons					Crimes Against Property				Total	
		Assault Offenses	Forcible Sex Offenses	Murder	Other Crimes Against Persons	Total	Burglary/ B&E	Larceny	Other Crimes Against Property	Total		
Monongalia County	Monongalia	Total	134	12	0	1	147	55	167	118	340	487
	Morgantown PD		0	0	0	0	0	3	4	5	12	12
		Adult Female	60	1	0	0	61	9	51	33	93	154
		Adult Male	164	22	1	2	189	46	97	143	286	475
		Juvenile Female	3	0	0	0	3	0	5	2	7	10
		Juvenile Male	17	0	0	0	17	2	18	11	31	48
		Total	244	23	1	2	270	60	175	194	429	699
	Morgantown SP	Adult Female	47	2	0	0	49	5	46	41	92	141
		Adult Male	182	19	1	2	204	28	88	100	216	420
		Juvenile Female	10	0	0	0	10	0	18	0	18	28
		Juvenile Male	2	0	0	0	2	3	7	3	13	15
		Total	241	21	1	2	265	36	159	144	339	604
	WV University - Police		2	0	0	0	2	0	0	2	2	4
		Adult Female	15	1	0	0	16	0	8	7	15	31
		Adult Male	48	2	0	0	50	6	21	27	54	104
		Juvenile Female	1	0	0	0	1	0	0	0	0	1
		Total	66	3	0	0	69	6	29	36	71	140
Total		685	59	2	5	751	157	530	492	1,179	1,930	
Monroe County	Alderson PD	Adult Female	0	0	0	0	0	0	0	1	1	1
		Total	0	0	0	0	0	0	0	1	1	1

		Crimes Against Persons					Crimes Against Property				Total	
		Assault Offenses	Forcible Sex Offenses	Murder	Other Crimes Against Persons	Total	Burglary/ B&E	Larceny	Other Crimes Against Property	Total		
Monroe County	Monroe Co SO		0	0	0	0	0	0	0	1	1	1
		Adult Female	9	0	0	0	9	1	13	5	19	28
		Adult Male	38	1	0	1	40	9	16	8	33	73
		Juvenile Female	0	0	0	0	0	0	0	4	4	4
		Juvenile Male	0	0	0	0	0	3	3	3	9	9
		Total	47	1	0	1	49	13	32	21	66	115
	Union SP	Adult Female	10	0	0	1	11	0	5	7	12	23
		Adult Male	23	0	1	0	24	8	15	40	63	87
		Juvenile Female	0	0	0	0	0	0	0	1	1	1
		Juvenile Male	0	1	0	0	1	0	0	1	1	2
		Total	33	1	1	1	36	8	20	49	77	113
Total		80	2	1	2	85	21	52	71	144	229	
Morgan County	Berkeley Springs SP	Adult Female	14	0	0	0	14	3	8	5	16	30
		Adult Male	28	0	0	1	29	11	22	12	45	74
		Juvenile Female	1	0	0	0	1	0	0	1	1	2
		Juvenile Male	4	0	0	0	4	0	1	1	2	6
		Total	47	0	0	1	48	14	31	19	64	112
	Morgan Co SO	Adult Female	18	0	0	0	18	2	9	6	17	35
		Adult Male	69	2	3	1	75	6	16	18	40	115
		Juvenile Female	11	0	0	0	11	0	1	0	1	12

			Crimes Against Persons					Crimes Against Property				Total
			Assault Offenses	Forcible Sex Offenses	Murder	Other Crimes Against Persons	Total	Burglary/ B&E	Larceny	Other Crimes Against Property	Total	
Morgan County	Morgan Co SO	Juvenile Male	14	2	0	0	16	1	2	3	6	22
		Total	112	4	3	1	120	9	28	27	64	184
	Total	159	4	3	2	168	23	59	46	128	296	
Nicholas County	Nicholas Co SO	Adult Female	57	0	0	0	57	4	39	25	68	125
		Adult Male	185	7	0	1	193	26	94	58	178	371
		Juvenile Female	6	0	0	0	6	2	1	3	6	12
		Juvenile Male	4	6	0	0	10	5	6	6	17	27
		Total	252	13	0	1	266	37	140	92	269	535
	Richwood SP	Adult Female	0	0	0	0	0	0	3	5	8	8
		Adult Male	8	2	0	0	10	1	2	8	11	21
		Juvenile Female	2	0	0	0	2	0	0	0	0	2
		Juvenile Male	2	0	0	0	2	0	0	3	3	5
		Total	12	2	0	0	14	1	5	16	22	36
	Summersville PD	Adult Female	12	0	0	0	12	2	39	1	42	54
		Adult Male	32	0	0	0	32	4	40	15	59	91
		Juvenile Female	5	0	0	0	5	0	5	0	5	10
		Juvenile Male	5	0	0	0	5	0	7	0	7	12
		Total	54	0	0	0	54	6	91	16	113	167
Summersville SP	Adult Female	8	0	0	0	8	1	7	27	35	43	
	Adult Male	14	1	0	0	15	9	17	14	40	55	

			Crimes Against Persons					Crimes Against Property				Total
			Assault Offenses	Forcible Sex Offenses	Murder	Other Crimes Against Persons	Total	Burglary/ B&E	Larceny	Other Crimes Against Property	Total	
Nicholas County	Summersville SP	Juvenile Female	0	0	0	0	0	0	0	1	1	1
		Juvenile Male	0	1	0	0	1	0	1	1	2	3
		Total	22	2	0	0	24	10	25	43	78	102
	WV Central Drug	Adult Female	0	0	0	0	0	0	0	2	2	2
		Adult Male	0	0	0	0	0	0	0	2	2	2
		Total	0	0	0	0	0	0	0	4	4	4
	Total		340	17	0	1	358	54	261	171	486	844
Ohio County	Bethlehem PD	Adult Female	1	0	0	0	1	0	2	0	2	3
		Adult Male	5	0	0	0	5	1	3	1	5	10
		Total	6	0	0	0	6	1	5	1	7	13
	Ohio Co SO		1	0	0	0	1	12	9	5	26	27
		Adult Female	19	0	0	0	19	2	28	11	41	60
		Adult Male	57	3	0	2	62	15	36	17	68	130
		Juvenile Female	8	0	0	0	8	0	7	1	8	16
		Juvenile Male	2	0	0	0	2	0	8	3	11	13
		Total	87	3	0	2	92	29	88	37	154	246
	Triadelphia PD	Adult Male	3	0	0	0	3	0	1	1	2	5
		Total	3	0	0	0	3	0	1	1	2	5
	West Liberty College	Adult Female	1	0	0	0	1	0	1	1	2	3
		Adult Male	0	1	0	0	1	0	1	0	1	2

			Crimes Against Persons					Crimes Against Property				Total
			Assault Offenses	Forcible Sex Offenses	Murder	Other Crimes Against Persons	Total	Burglary/ B&E	Larceny	Other Crimes Against Property	Total	
Ohio County	West Liberty College	Juvenile Male	1	0	0	0	1	0	0	0	0	1
		Total	2	1	0	0	3	0	2	1	3	6
	Wheeling PD		4	0	0	0	4	6	13	5	24	28
		Adult Female	166	3	0	0	169	28	105	70	203	372
		Adult Male	393	13	0	4	410	80	186	157	423	833
		Juvenile Female	24	0	0	0	24	1	3	7	11	35
		Juvenile Male	33	0	0	0	33	8	20	14	42	75
		Total	620	16	0	4	640	123	327	253	703	1,343
	Wheeling SP	Adult Female	3	0	0	0	3	0	12	6	18	21
		Adult Male	15	8	0	1	24	3	22	21	46	70
		Juvenile Male	2	0	0	0	2	0	3	0	3	5
		Total	20	8	0	1	29	3	37	27	67	96
	Total		738	28	0	7	773	156	460	320	936	1,709
Pendleton County	Franklin SP	Adult Female	8	0	0	0	8	0	1	2	3	11
		Adult Male	22	1	1	0	24	4	8	23	35	59
		Juvenile Male	2	0	0	0	2	2	0	2	4	6
		Total	32	1	1	0	34	6	9	27	42	76
	Total		32	1	1	0	34	6	9	27	42	76
Pleasants County	Pleasants Co SO	Adult Female	4	0	0	0	4	0	0	0	0	4
		Adult Male	1	0	0	0	1	0	1	0	1	2

		Crimes Against Persons					Crimes Against Property				Total	
		Assault Offenses	Forcible Sex Offenses	Murder	Other Crimes Against Persons	Total	Burglary/ B&E	Larceny	Other Crimes Against Property	Total		
Pleasants County	Pleasants Co	Total	5	0	0	0	5	0	1	0	1	6
	St Marys SP	Adult Female	1	0	0	0	1	1	2	1	4	5
		Adult Male	14	3	0	0	17	0	2	4	6	23
		Juvenile Male	1	0	0	0	1	0	0	0	0	1
		Total	16	3	0	0	19	1	4	5	10	29
	Total		21	3	0	0	24	1	5	5	11	35
Pocahontas County	Marlinton SP	Adult Female	13	0	0	0	13	3	16	12	31	44
		Adult Male	47	1	0	0	48	18	20	14	52	100
		Juvenile Female	0	0	0	0	0	0	0	3	3	3
		Juvenile Male	2	1	0	0	3	3	0	3	6	9
		Total	62	2	0	0	64	24	36	32	92	156
	Pocahontas Co SO		3	0	0	0	3	0	1	0	1	4
		Adult Female	8	0	0	0	8	0	3	2	5	13
		Adult Male	12	1	0	0	13	2	2	8	12	25
		Juvenile Female	0	0	0	0	0	1	1	0	2	2
		Juvenile Male	1	0	0	0	1	0	0	0	0	1
		Total	24	1	0	0	25	3	7	10	20	45
	Total		86	3	0	0	89	27	43	42	112	201
Preston County	Kingwood PD	Adult Male	1	0	0	0	1	0	1	0	1	2
		Total	1	0	0	0	1	0	1	0	1	2

			Crimes Against Persons					Crimes Against Property				Total
			Assault Offenses	Forcible Sex Offenses	Murder	Other Crimes Against Persons	Total	Burglary/ B&E	Larceny	Other Crimes Against Property	Total	
Preston County	Kingwood SP	Adult Female	15	1	0	0	16	3	17	7	27	43
		Adult Male	71	12	0	4	87	16	25	39	80	167
		Juvenile Female	4	1	0	0	5	0	4	0	4	9
		Juvenile Male	10	4	0	0	14	1	7	4	12	26
		Total	100	18	0	4	122	20	53	50	123	245
	Preston Co SO		1	0	0	0	1	0	0	0	0	1
		Adult Female	21	0	0	0	21	4	17	12	33	54
		Adult Male	79	2	0	0	81	26	45	20	91	172
		Juvenile Female	1	0	0	0	1	0	1	1	2	3
		Juvenile Male	5	0	0	0	5	2	1	0	3	8
		Total	107	2	0	0	109	32	64	33	129	238
	Rowlesburg PD	Juvenile Male	1	0	0	0	1	0	0	0	0	1
		Total	1	0	0	0	1	0	0	0	0	1
	Terra Alta PD		0	0	0	0	0	3	1	2	6	6
		Adult Female	1	0	0	0	1	1	0	1	2	3
		Adult Male	1	0	0	0	1	0	2	1	3	4
		Juvenile Female	0	0	0	0	0	0	1	0	1	1
		Total	2	0	0	0	2	4	4	4	12	14
	Total	211	20	0	4	235	56	122	87	265	500	
	Putnam	Eleanor PD	Adult Female	2	0	0	0	2	0	0	1	1

			Crimes Against Persons					Crimes Against Property				Total
			Assault Offenses	Forcible Sex Offenses	Murder	Other Crimes Against Persons	Total	Burglary/ B&E	Larceny	Other Crimes Against Property	Total	
Putnam County	Eleanor PD	Adult Male	5	0	0	0	5	1	0	1	2	7
		Total	7	0	0	0	7	1	0	2	3	10
	Hurricane PD	Adult Female	6	0	0	0	6	1	56	14	71	77
		Adult Male	45	1	0	0	46	4	54	40	98	144
		Juvenile Female	2	0	0	0	2	0	4	0	4	6
		Juvenile Male	0	1	0	0	1	0	8	3	11	12
		Total	53	2	0	0	55	5	122	57	184	239
	Putnam Co SO		2	0	0	0	2	19	54	24	97	99
		Adult Female	32	0	0	1	33	6	41	23	70	103
		Adult Male	54	6	1	5	66	25	105	59	189	255
		Juvenile Female	2	0	0	0	2	1	1	2	4	6
		Juvenile Male	6	5	0	1	12	3	5	4	12	24
		Total	96	11	1	7	115	54	206	112	372	487
	Winfield PD	Adult Female	1	0	0	0	1	0	0	0	0	1
		Adult Male	3	0	1	0	4	0	0	0	0	4
		Juvenile Male	1	0	0	0	1	0	0	0	0	1
		Total	5	0	1	0	6	0	0	0	0	6
	Winfield SP	Adult Female	18	2	0	0	20	3	18	9	30	50
		Adult Male	39	3	0	1	43	4	34	30	68	111
		Juvenile Female	1	0	0	0	1	0	0	1	1	2

			Crimes Against Persons					Crimes Against Property				Total
			Assault Offenses	Forcible Sex Offenses	Murder	Other Crimes Against Persons	Total	Burglary/ B&E	Larceny	Other Crimes Against Property	Total	
Putnam County	Winfield SP	Juvenile Male	2	2	0	0	4	0	3	2	5	9
		Total	60	7	0	1	68	7	55	42	104	172
	Total	221	20	2	8	251	67	383	213	663	914	
Raleigh County	Beckley PD	Adult Female	204	0	0	0	204	23	307	168	498	702
		Adult Male	540	15	1	0	556	99	362	301	762	1,318
		Juvenile Female	26	1	0	0	27	1	33	4	38	65
		Juvenile Male	45	1	0	0	46	11	27	32	70	116
		Total	815	17	1	0	833	134	729	505	1,368	2,201
	Beckley SP		1	1	0	0	2	0	2	2	4	6
		Adult Female	34	0	0	0	34	5	50	56	111	145
		Adult Male	99	3	0	1	103	39	109	146	294	397
		Juvenile Female	2	0	0	0	2	0	0	3	3	5
		Juvenile Male	6	1	0	0	7	1	1	5	7	14
		Total	142	5	0	1	148	45	162	212	419	567
	DNR - 4 - Raleigh	Adult Female	0	0	0	0	0	0	0	1	1	1
		Total	0	0	0	0	0	0	0	1	1	1
	Raleigh Co SO		2	0	0	0	2	1	2	9	12	14
		Adult Female	89	1	0	0	90	35	108	81	224	314
Adult Male		325	14	5	2	346	135	221	223	579	925	
Juvenile Female		4	0	0	0	4	0	2	0	2	6	

			Crimes Against Persons					Crimes Against Property				Total	
			Assault Offenses	Forcible Sex Offenses	Murder	Other Crimes Against Persons	Total	Burglary/ B&E	Larceny	Other Crimes Against Property	Total		
Raleigh County	Raleigh Co SO	Juvenile Male	20	7	0	0	27	5	13	50	68	95	
		Total	440	22	5	2	469	176	346	363	885	1,354	
	Sophia PD	Adult Female	3	0	0	0	3	0	3	3	6	9	
		Adult Male	18	0	0	0	18	2	10	5	17	35	
		Juvenile Female	1	0	0	0	1	1	0	1	2	3	
		Juvenile Male	2	0	0	0	2	3	4	5	12	14	
		Total	24	0	0	0	24	6	17	14	37	61	
	Turnpike - Raleigh	Adult Female	0	0	0	0	0	0	1	2	3	3	
		Adult Male	3	0	0	0	3	0	3	3	6	9	
		Total	3	0	0	0	3	0	4	5	9	12	
	Total			1,424	44	6	3	1,477	361	1,258	1,100	2,719	4,196
	Randolph County	Elkins PD		1	0	0	0	1	0	0	0	0	1
Adult Female			11	0	0	0	11	4	16	8	28	39	
Adult Male			45	5	0	1	51	7	32	29	68	119	
Juvenile Female			2	0	0	0	2	0	2	0	2	4	
Juvenile Male			2	2	0	0	4	0	1	1	2	6	
Total			61	7	0	1	69	11	51	38	100	169	
Elkins SP		Adult Female	45	0	0	0	45	3	47	26	76	121	
		Adult Male	116	7	1	2	126	31	68	71	170	296	
		Juvenile Female	2	0	0	0	2	1	4	2	7	9	

			Crimes Against Persons					Crimes Against Property				Total
			Assault Offenses	Forcible Sex Offenses	Murder	Other Crimes Against Persons	Total	Burglary/ B&E	Larceny	Other Crimes Against Property	Total	
Randolph County	Elkins SP	Juvenile Male	3	4	0	0	7	2	7	3	12	19
		Total	166	11	1	2	180	37	126	102	265	445
	Randolph Co SO		0	0	0	0	0	0	1	1	2	2
		Adult Female	11	0	0	0	11	1	9	7	17	28
		Adult Male	41	0	1	1	43	4	13	24	41	84
		Juvenile Female	1	0	0	0	1	0	1	0	1	2
		Juvenile Male	3	1	0	0	4	0	1	1	2	6
		Total	56	1	1	1	59	5	25	33	63	122
Total	283	19	2	4	308	53	202	173	428	736		
Ritchie County	Harrisville PD	Adult Female	3	0	0	0	3	0	1	3	4	7
		Adult Male	2	1	0	0	3	0	3	0	3	6
		Juvenile Female	0	0	0	0	0	1	0	1	2	2
		Juvenile Male	1	0	0	0	1	2	0	4	6	7
		Total	6	1	0	0	7	3	4	8	15	22
	Harrisville SP	Adult Female	3	0	0	0	3	1	3	5	9	12
		Adult Male	30	4	0	1	35	3	12	8	23	58
		Juvenile Male	2	1	0	0	3	0	2	0	2	5
		Total	35	5	0	1	41	4	17	13	34	75
	Pennsboro PD	Adult Female	0	0	0	0	0	0	1	0	1	1
		Adult Male	1	0	0	1	2	0	0	0	0	2

			Crimes Against Persons				Crimes Against Property				Total		
			Assault Offenses	Forcible Sex Offenses	Murder	Other Crimes Against Persons	Total	Burglary/ B&E	Larceny	Other Crimes Against Property		Total	
Ritchie County	Pennsboro	Total	1	0	0	1	2	0	1	0	1	3	
	Ritchie Co SO		1	0	0	0	1	0	0	0	0	0	1
		Adult Female	5	0	0	0	5	1	3	3	7	12	
		Adult Male	22	1	1	1	25	21	12	11	44	69	
		Juvenile Female	0	0	0	0	0	1	0	0	1	1	
		Juvenile Male	0	1	0	0	1	1	4	0	5	6	
		Total	28	2	1	1	32	24	19	14	57	89	
	Total	70	8	1	3	82	31	41	35	107	189		
Roane County	Roane Co SO	Adult Female	10	0	0	0	10	0	2	3	5	15	
		Adult Male	32	1	0	0	33	0	14	14	28	61	
		Juvenile Female	1	0	0	0	1	0	0	0	0	1	
		Juvenile Male	2	0	0	0	2	0	3	2	5	7	
		Total	45	1	0	0	46	0	19	19	38	84	
	Spencer PD	Adult Female	22	0	0	0	22	0	15	7	22	44	
		Adult Male	31	2	0	0	33	3	6	11	20	53	
		Juvenile Male	4	0	0	0	4	0	6	1	7	11	
		Total	57	2	0	0	59	3	27	19	49	108	
	Spencer SP	Adult Female	14	0	0	1	15	1	3	7	11	26	
		Adult Male	42	1	1	1	45	10	6	10	26	71	
		Juvenile Female	2	0	0	0	2	0	0	0	0	2	

			Crimes Against Persons					Crimes Against Property				Total
			Assault Offenses	Forcible Sex Offenses	Murder	Other Crimes Against Persons	Total	Burglary/ B&E	Larceny	Other Crimes Against Property	Total	
Roane County	Spencer SP	Juvenile Male	2	1	0	0	3	1	0	3	4	7
		Total	60	2	1	2	65	12	9	20	41	106
	Total	162	5	1	2	170	15	55	58	128	298	
Summers County	DNR - 4 - Summers	Adult Male	0	0	0	0	0	0	0	2	2	2
		Juvenile Male	0	0	0	0	0	0	0	1	1	1
		Total	0	0	0	0	0	0	0	3	3	3
	Hinton PD	Adult Female	13	0	0	0	13	8	22	1	31	44
		Adult Male	38	0	0	0	38	14	26	26	66	104
		Juvenile Female	1	0	0	0	1	0	0	0	0	1
		Juvenile Male	1	0	0	0	1	0	3	1	4	5
		Total	53	0	0	0	53	22	51	28	101	154
	Hinton SP	Adult Female	2	0	0	0	2	3	9	12	24	26
		Adult Male	16	0	1	0	17	9	12	11	32	49
		Juvenile Female	0	0	0	0	0	0	1	1	2	2
		Juvenile Male	0	0	0	0	0	0	0	1	1	1
		Total	18	0	1	0	19	12	22	25	59	78
	Summers Co SO	Adult Female	3	0	0	0	3	0	1	5	6	9
		Adult Male	16	2	0	0	18	2	7	3	12	30
		Juvenile Female	0	0	0	0	0	0	1	0	1	1
Juvenile Male		0	0	0	0	0	0	3	0	3	3	

		Crimes Against Persons					Crimes Against Property				Total	
		Assault Offenses	Forcible Sex Offenses	Murder	Other Crimes Against Persons	Total	Burglary/ B&E	Larceny	Other Crimes Against Property	Total		
Summers County	Summers Co	Total	19	2	0	0	21	2	12	8	22	43
	Total		90	2	1	0	93	36	85	64	185	278
Taylor County	Grafton PD	Adult Female	0	0	0	0	0	0	0	2	2	2
		Adult Male	1	0	0	0	1	0	0	2	2	3
		Total	1	0	0	0	1	0	0	4	4	5
	Grafton SP	Adult Female	3	0	0	0	3	1	1	1	3	6
		Adult Male	11	5	0	0	16	3	1	4	8	24
		Juvenile Male	1	0	0	0	1	1	0	0	1	2
		Total	15	5	0	0	20	5	2	5	12	32
	Taylor Co SO		0	0	0	0	0	1	0	0	1	1
		Adult Male	2	0	0	0	2	3	2	2	7	9
		Total	2	0	0	0	2	4	2	2	8	10
Total		18	5	0	0	23	9	4	11	24	47	
Tucker County	Parsons PD	Adult Female	2	0	0	0	2	0	1	0	1	3
		Adult Male	5	0	0	0	5	2	1	2	5	10
		Total	7	0	0	0	7	2	2	2	6	13
	Parsons SP	Adult Female	2	0	0	0	2	1	0	5	6	8
		Adult Male	27	1	0	0	28	2	5	12	19	47
		Juvenile Male	0	0	0	0	0	0	0	1	1	1
		Total	29	1	0	0	30	3	5	18	26	56

		Crimes Against Persons					Crimes Against Property				Total	
		Assault Offenses	Forcible Sex Offenses	Murder	Other Crimes Against Persons	Total	Burglary/ B&E	Larceny	Other Crimes Against Property	Total		
Tucker County	Tucker Co SO	Adult Female	4	0	0	0	4	0	0	0	0	4
		Adult Male	9	0	0	0	9	0	3	3	6	15
		Total	13	0	0	0	13	0	3	3	6	19
	Total	49	1	0	0	50	5	10	23	38	88	
Tyler County	Paden City PD	Adult Male	1	0	0	0	1	0	1	0	1	2
		Total	1	0	0	0	1	0	1	0	1	2
	Sistersville PD	Adult Female	0	0	0	0	0	0	3	1	4	4
		Adult Male	5	0	0	0	5	0	2	3	5	10
		Juvenile Male	0	0	0	0	0	0	0	2	2	2
		Total	5	0	0	0	5	0	5	6	11	16
	Tyler Co SO	Adult Female	10	0	0	0	10	1	3	2	6	16
		Adult Male	41	2	0	2	45	6	9	7	22	67
		Juvenile Female	2	0	0	0	2	0	1	0	1	3
		Juvenile Male	10	0	0	0	10	1	7	2	10	20
		Total	63	2	0	2	67	8	20	11	39	106
Total	69	2	0	2	73	8	26	17	51	124		
Upshur County	BCI - Buckhannon	Adult Female	0	0	0	0	0	0	1	1	1	
		Juvenile Male	0	1	0	0	1	0	0	0	0	1
		Total	0	1	0	0	1	0	0	1	1	2
	Buckhannon		0	0	0	0	0	1	0	1	1	

			Crimes Against Persons					Crimes Against Property				Total
			Assault Offenses	Forcible Sex Offenses	Murder	Other Crimes Against Persons	Total	Burglary/ B&E	Larceny	Other Crimes Against Property	Total	
Upshur County	Buckhannon PD	Adult Female	14	0	0	0	14	0	33	13	46	60
		Adult Male	50	0	0	0	50	14	42	25	81	131
		Juvenile Female	2	0	0	0	2	0	8	0	8	10
		Juvenile Male	7	0	0	0	7	1	12	5	18	25
		Total	73	0	0	0	73	15	96	43	154	227
	Buckhannon SP		1	0	0	0	1	0	0	1	1	2
		Adult Female	23	1	0	0	24	1	12	12	25	49
		Adult Male	50	4	0	1	55	7	18	26	51	106
		Juvenile Female	4	0	0	0	4	1	1	1	3	7
		Juvenile Male	5	2	0	0	7	1	3	0	4	11
		Total	83	7	0	1	91	10	34	40	84	175
	Upshur Co SO		0	0	0	0	0	0	1	1	2	2
		Adult Female	11	0	0	0	11	1	8	6	15	26
		Adult Male	33	0	1	1	35	1	8	13	22	57
		Juvenile Female	10	0	0	0	10	1	1	1	3	13
		Juvenile Male	11	0	0	0	11	0	2	3	5	16
		Total	65	0	1	1	67	3	20	24	47	114
	Total		221	8	1	2	232	28	150	108	286	518
Wayne County	Ceredo PD	Adult Female	0	0	2	0	2	0	2	1	3	5
		Adult Male	2	0	0	0	2	0	6	1	7	9

		Crimes Against Persons					Crimes Against Property				Total	
		Assault Offenses	Forcible Sex Offenses	Murder	Other Crimes Against Persons	Total	Burglary/ B&E	Larceny	Other Crimes Against Property	Total		
Wayne County	Ceredo PD	Total	2	0	2	0	4	0	8	2	10	14
	Fort Gay PD	Adult Female	2	0	0	0	2	2	1	0	3	5
		Adult Male	2	0	0	0	2	3	3	0	6	8
		Total	4	0	0	0	4	5	4	0	9	13
	Kenova PD	Adult Female	11	0	0	0	11	2	9	1	12	23
		Adult Male	27	1	0	0	28	5	31	9	45	73
		Total	38	1	0	0	39	7	40	10	57	96
	Wayne Co SO	Adult Female	17	0	0	0	17	6	1	0	7	24
		Adult Male	52	0	0	0	52	10	12	0	22	74
		Juvenile Female	1	0	0	0	1	0	0	0	0	1
		Total	70	0	0	0	70	16	13	0	29	99
	Wayne PD	Adult Female	0	0	0	0	0	0	1	0	1	1
		Adult Male	1	0	0	0	1	0	2	0	2	3
		Total	1	0	0	0	1	0	3	0	3	4
	Wayne SP	Adult Female	39	1	0	0	40	5	50	24	79	119
		Adult Male	121	5	0	0	126	29	81	66	176	302
		Juvenile Female	2	0	0	0	2	0	2	0	2	4
		Juvenile Male	7	0	0	0	7	1	6	2	9	16
		Total	169	6	0	0	175	35	139	92	266	441
	Total		284	7	2	0	293	63	207	104	374	667

			Crimes Against Persons					Crimes Against Property				Total
			Assault Offenses	Forcible Sex Offenses	Murder	Other Crimes Against Persons	Total	Burglary/ B&E	Larceny	Other Crimes Against Property	Total	
Webster County	DNR - 3 - Webster	Adult Male	1	0	0	0	1	0	0	0	0	1
		Total	1	0	0	0	1	0	0	0	0	1
	Upperglade SP	Adult Female	6	0	0	0	6	1	5	6	12	18
		Adult Male	19	3	0	0	22	7	15	17	39	61
		Juvenile Male	1	0	0	0	1	0	0	1	1	2
		Total	26	3	0	0	29	8	20	24	52	81
Total		27	3	0	0	30	8	20	24	52	82	
Wetzel County	Hundred SP		0	0	0	0	0	0	0	1	1	1
		Adult Female	9	0	0	0	9	3	1	21	25	34
		Adult Male	16	3	0	0	19	2	14	20	36	55
		Juvenile Female	2	0	0	0	2	0	0	0	0	2
		Juvenile Male	3	0	0	0	3	1	0	0	1	4
		Total	30	3	0	0	33	6	15	42	63	96
	New Martinsville PD	Adult Female	2	0	0	0	2	0	3	0	3	5
		Adult Male	11	0	0	0	11	1	6	2	9	20
		Juvenile Female	0	0	0	0	0	0	1	0	1	1
		Total	13	0	0	0	13	1	10	2	13	26
	Paden City SP		1	0	0	0	1	0	0	0	0	1
		Adult Female	5	0	0	1	6	0	3	5	8	14
		Adult Male	14	5	0	1	20	0	9	14	23	43

			Crimes Against Persons					Crimes Against Property				Total
			Assault Offenses	Forcible Sex Offenses	Murder	Other Crimes Against Persons	Total	Burglary/ B&E	Larceny	Other Crimes Against Property	Total	
Wetzel County	Paden City SP	Juvenile Female	1	0	0	0	1	0	1	0	1	2
		Total	21	5	0	2	28	0	13	19	32	60
	Wetzel Co SO	Adult Female	7	0	0	0	7	0	1	1	2	9
		Adult Male	9	0	0	0	9	1	2	0	3	12
		Juvenile Female	1	0	0	0	1	0	0	0	0	1
		Total	17	0	0	0	17	1	3	1	5	22
	Total		81	8	0	2	91	8	41	64	113	204
Wirt County	Elizabeth SP	Adult Female	7	0	0	0	7	0	1	2	3	10
		Adult Male	38	2	0	0	40	3	9	16	28	68
		Juvenile Female	1	0	0	0	1	0	0	0	0	1
		Juvenile Male	2	0	0	0	2	0	2	5	7	9
		Total	48	2	0	0	50	3	12	23	38	88
	Wirt Co SO	Adult Female	2	1	0	1	4	4	6	5	15	19
		Adult Male	18	1	0	2	21	4	6	8	18	39
		Juvenile Female	2	0	0	0	2	0	0	0	0	2
		Juvenile Male	3	0	0	0	3	0	2	0	2	5
		Total	25	2	0	3	30	8	14	13	35	65
Total		73	4	0	3	80	11	26	36	73	153	
Wood County	Parkersburg PD		5	0	0	0	5	8	8	3	19	24
		Adult Female	141	2	0	1	144	36	126	121	283	427

			Crimes Against Persons					Crimes Against Property				Total
			Assault Offenses	Forcible Sex Offenses	Murder	Other Crimes Against Persons	Total	Burglary/ B&E	Larceny	Other Crimes Against Property	Total	
Wood County	Parkersburg PD	Adult Male	471	28	0	1	500	119	234	253	606	1,106
		Juvenile Female	36	0	0	0	36	0	5	3	8	44
		Juvenile Male	32	6	0	0	38	13	15	21	49	87
		Total	685	36	0	2	723	176	388	401	965	1,688
	Parkersburg SP	Adult Female	5	1	0	0	6	1	3	5	9	15
		Adult Male	21	5	0	0	26	12	32	27	71	97
		Juvenile Female	3	0	0	0	3	0	0	0	0	3
		Juvenile Male	0	0	0	0	0	1	1	0	2	2
		Total	29	6	0	0	35	14	36	32	82	117
	Vienna PD		2	0	0	0	2	0	3	3	6	8
		Adult Female	13	0	0	0	13	2	33	21	56	69
		Adult Male	40	0	0	0	40	1	48	30	79	119
		Juvenile Female	5	0	0	0	5	0	21	2	23	28
		Juvenile Male	12	1	0	0	13	0	13	3	16	29
		Total	72	1	0	0	73	3	118	59	180	253
	Williamstown PD	Adult Male	1	0	0	0	1	1	0	0	1	2
		Total	1	0	0	0	1	1	0	0	1	2
	Wood Co SO		0	0	0	0	0	0	2	2	4	4
		Adult Female	51	1	0	0	52	8	53	24	85	137
Adult Male		129	16	2	3	150	42	108	50	200	350	

			Crimes Against Persons					Crimes Against Property				Total	
			Assault Offenses	Forcible Sex Offenses	Murder	Other Crimes Against Persons	Total	Burglary/ B&E	Larceny	Other Crimes Against Property	Total		
Wood County	Wood Co SO	Juvenile Female	6	0	0	0	6	0	3	0	3	9	
		Juvenile Male	9	3	0	1	13	2	7	3	12	25	
		Total	195	20	2	4	221	52	173	79	304	525	
	Total	982	63	2	6	1,053	246	715	571	1,532	2,585		
Wyoming County	Jesse SP	Adult Female	1	1	0	0	2	1	0	3	4	6	
		Adult Male	18	3	0	0	21	3	11	14	28	49	
		Juvenile Male	1	0	0	0	1	0	0	0	0	1	
		Total	20	4	0	0	24	4	11	17	32	56	
	Oceana PD			0	0	0	0	0	0	1	0	1	1
		Adult Female		12	0	0	0	12	4	35	14	53	65
		Adult Male		32	0	0	0	32	9	83	35	127	159
		Juvenile Male		1	0	0	0	1	0	3	0	3	4
		Total		45	0	0	0	45	13	122	49	184	229
	Wyoming Co SO	Adult Female		13	0	0	0	13	7	18	13	38	51
		Adult Male		44	1	0	0	45	19	47	26	92	137
		Juvenile Male		1	1	0	0	2	1	0	0	1	3
Total			58	2	0	0	60	27	65	39	131	191	
Total		123	6	0	0	129	44	198	105	347	476		
Total		20,657	1,011	92	174	21,934	3,912	14,856	11,188	29,956	51,890		

Offenses (Group "A") by Agency

2011

COUNTY

AGENCY

OFFENSE CATEGORY

OFFENSE

OF OFFENSES

Barbour County TOTAL 306

Barbour Co SO	TOTAL	36
ASSAULT OFFENSES		13
Aggravated Assault		3
Intimidation		1
Simple Assault		9
BURGLARY/BREAKING & ENTERING		5
Burglary/Breaking & Entering		5
LARCENY/THEFT OFFENSES		7
All Other Larceny		6
Theft From Building		1
MOTOR VEHICLE THEFT		1
Motor Vehicle Theft		1
DESTRUCTION/DAMAGE/VANDALISM OF PROPERTY		5
Destruction/Damage/Vandalism of Property		5
FRAUD OFFENSES		2
Credit Card/Automatic Teller Fraud		1
False Pretenses/Swindle/Confidence Game		1
DRUG/NARCOTIC OFFENSES		2
Drug/Narcotic Violations		2
WEAPON LAW VIOLATIONS		1
Weapon Law Violations		1

Offenses (Group "A") by Agency

2011

COUNTY

AGENCY

OFFENSE CATEGORY

OFFENSE

OF OFFENSES

<u>Belington PD</u>	<u>TOTAL</u>	<u>42</u>
ASSAULT OFFENSES		14
Aggravated Assault		10
Simple Assault		5
BURGLARY/BREAKING & ENTERING		4
Burglary/Breaking & Entering		4
LARCENY/THEFT OFFENSES		15
All Other Larceny		5
Shoplifting		7
Theft From Building		2
Theft From Motor Vehicle		1
COUNTERFEITING/FORGERY		1
Counterfeiting/Forgery		1
DESTRUCTION/DAMAGE/VANDALISM OF PROPERTY		2
Destruction/Damage/Vandalism of Property		2
FRAUD OFFENSES		5
Credit Card/Automatic Teller Fraud		3
False Pretenses/Swindle/Confidence Game		2
<u>DNR - 1 - Barbour</u>	<u>TOTAL</u>	<u>2</u>
DRUG/NARCOTIC OFFENSES		2
Drug/Narcotic Violations		2

Offenses (Group "A") by Agency

2011

COUNTY

AGENCY

OFFENSE CATEGORY

OFFENSE

OF OFFENSES

<u>Philippi PD</u>	<u>TOTAL</u>	<u>90</u>
SEX OFFENSES, FORCIBLE		3
Forcible Fondling		1
Forcible Rape		2
ASSAULT OFFENSES		31
Aggravated Assault		27
Intimidation		4
BURGLARY/BREAKING & ENTERING		9
Burglary/Breaking & Entering		9
LARCENY/THEFT OFFENSES		12
All Other Larceny		7
Shoplifting		3
Theft From Motor Vehicle		2
COUNTERFEITING/FORGERY		3
Counterfeiting/Forgery		3
DESTRUCTION/DAMAGE/VANDALISM OF PROPERTY		23
Destruction/Damage/Vandalism of Property		23
STOLEN PROPERTY OFFENSES		1
Stolen Property Offenses		1
DRUG/NARCOTIC OFFENSES		7
Drug Equipment Violations		1
Drug/Narcotic Violations		7

Offenses (Group "A") by Agency

2011

COUNTY

AGENCY

OFFENSE CATEGORY

OFFENSE

OF OFFENSES

Philippi SP	TOTAL	136
SEX OFFENSES, FORCIBLE		1
Sexual Assault With An Object		1
ASSAULT OFFENSES		30
Aggravated Assault		6
Intimidation		6
Simple Assault		20
BURGLARY/BREAKING & ENTERING		24
Burglary/Breaking & Entering		24
LARCENY/THEFT OFFENSES		27
All Other Larceny		7
Theft From Building		8
Theft From Motor Vehicle		5
Theft of Motor Vehicle Parts/Accessories		7
MOTOR VEHICLE THEFT		3
Motor Vehicle Theft		3
COUNTERFEITING/FORGERY		6
Counterfeiting/Forgery		6
DESTRUCTION/DAMAGE/VANDALISM OF PROPERTY		19
Destruction/Damage/Vandalism of Property		19
FRAUD OFFENSES		7
Credit Card/Automatic Teller Fraud		1
False Pretenses/Swindle/Confidence Game		5
Impersonation		1
STOLEN PROPERTY OFFENSES		3
Stolen Property Offenses		3
DRUG/NARCOTIC OFFENSES		11
Drug/Narcotic Violations		11
WEAPON LAW VIOLATIONS		3
Weapon Law Violations		3
Berkeley County TOTAL		6247

Offenses (Group "A") by Agency

2011

COUNTY

AGENCY

OFFENSE CATEGORY

OFFENSE

OF OFFENSES

<u>Berkeley Co SO</u>	<u>TOTAL</u>	<u>1,970</u>
HOMICIDE OFFENSES		5
Murder and Nonnegligent Manslaughter		5
SEX OFFENSES, FORCIBLE		38
Forcible Fondling		21
Forcible Rape		14
Forcible Sodomy		3
SEX OFFENSES, NONFORCIBLE		1
Statutory Rape		1
ASSAULT OFFENSES		466
Aggravated Assault		45
Intimidation		14
Simple Assault		414
KIDNAPING/ABDUCTION		3
Kidnaping/Abduction		3
ROBBERY		17
Robbery		17
BURGLARY/BREAKING & ENTERING		329
Burglary/Breaking & Entering		329
LARCENY/THEFT OFFENSES		662
All Other Larceny		407
Shoplifting		77
Theft From Coin Operated Machine or Device		3
Theft From Motor Vehicle		119
Theft of Motor Vehicle Parts/Accessories		56
MOTOR VEHICLE THEFT		49
Motor Vehicle Theft		49
ARSON		9
Arson		9
COUNTERFEITING/FORGERY		28
Counterfeiting/Forgery		28
DESTRUCTION/DAMAGE/VANDALISM OF PROPERTY		144
Destruction/Damage/Vandalism of Property		144
EMBEZZLEMENT		5
Embezzlement		5
FRAUD OFFENSES		55
Credit Card/Automatic Teller Fraud		19

Offenses (Group "A") by Agency

2011

COUNTY

AGENCY

OFFENSE CATEGORY

OFFENSE

OF OFFENSES

	False Pretenses/Swindle/Confidence Game	36
	STOLEN PROPERTY OFFENSES	23
	Stolen Property Offenses	23
	DRUG/NARCOTIC OFFENSES	99
	Drug Equipment Violations	1
	Drug/Narcotic Violations	99
	PORNOGRAPHY/OBSCENE MATERIAL	2
	Pornography/Obscene Material	2
	PROSTITUTION OFFENSES	6
	Prostitution	6
	WEAPON LAW VIOLATIONS	21
	Weapon Law Violations	21
DNR - 2 - Berkeley	TOTAL	1
	ASSAULT OFFENSES	1
	Simple Assault	1

Offenses (Group "A") by Agency

2011

COUNTY

AGENCY

OFFENSE CATEGORY

OFFENSE

OF OFFENSES

<u>Martinsburg PD</u>	<u>TOTAL</u>	<u>2,190</u>
SEX OFFENSES, FORCIBLE		10
Forcible Rape		4
Forcible Sodomy		2
Sexual Assault With An Object		4
ASSAULT OFFENSES		387
Aggravated Assault		58
Intimidation		22
Simple Assault		316
KIDNAPING/ABDUCTION		3
Kidnaping/Abduction		3
ROBBERY		21
Robbery		21
BURGLARY/BREAKING & ENTERING		187
Burglary/Breaking & Entering		187
LARCENY/THEFT OFFENSES		863
All Other Larceny		360
Purse-snatching		1
Shoplifting		346
Theft From Motor Vehicle		146
Theft of Motor Vehicle Parts/Accessories		16
MOTOR VEHICLE THEFT		32
Motor Vehicle Theft		32
ARSON		10
Arson		10
COUNTERFEITING/FORGERY		52
Counterfeiting/Forgery		52
DESTRUCTION/DAMAGE/VANDALISM OF PROPERTY		130
Destruction/Damage/Vandalism of Property		130
EMBEZZLEMENT		13
Embezzlement		13
FRAUD OFFENSES		63
Credit Card/Automatic Teller Fraud		22
False Pretenses/Swindle/Confidence Game		42
STOLEN PROPERTY OFFENSES		43
Stolen Property Offenses		43
DRUG/NARCOTIC OFFENSES		316

Offenses (Group "A") by Agency

2011

COUNTY

AGENCY

OFFENSE CATEGORY

OFFENSE

OF OFFENSES

Drug/Narcotic Violations	316
PORNOGRAPHY/OBSCENE MATERIAL	1
Pornography/Obscene Material	1
PROSTITUTION OFFENSES	17
Assisting or Promoting Prostitution	2
Prostitution	15
WEAPON LAW VIOLATIONS	26
Weapon Law Violations	26

Offenses (Group "A") by Agency

2011

COUNTY

AGENCY

OFFENSE CATEGORY

OFFENSE

OF OFFENSES

<u>Martinsburg SP</u>	<u>TOTAL</u>	<u>1,784</u>
HOMICIDE OFFENSES		1
Murder and Nonnegligent Manslaughter		1
SEX OFFENSES, FORCIBLE		24
Forcible Fondling		13
Forcible Rape		7
Forcible Sodomy		1
Sexual Assault With An Object		3
SEX OFFENSES, NONFORCIBLE		2
Incest		1
Statutory Rape		1
ASSAULT OFFENSES		405
Aggravated Assault		77
Intimidation		114
Simple Assault		237
KIDNAPING/ABDUCTION		1
Kidnaping/Abduction		1
ROBBERY		16
Robbery		16
BURGLARY/BREAKING & ENTERING		202
Burglary/Breaking & Entering		202
LARCENY/THEFT OFFENSES		448
All Other Larceny		169
Shoplifting		98
Theft From Building		23
Theft From Motor Vehicle		71
Theft of Motor Vehicle Parts/Accessories		87
MOTOR VEHICLE THEFT		56
Motor Vehicle Theft		56
ARSON		4
Arson		4
COUNTERFEITING/FORGERY		31
Counterfeiting/Forgery		31
DESTRUCTION/DAMAGE/VANDALISM OF PROPERTY		159
Destruction/Damage/Vandalism of Property		159
EMBEZZLEMENT		4
Embezzlement		4

Offenses (Group "A") by Agency

2011

COUNTY

AGENCY

OFFENSE CATEGORY

OFFENSE

OF OFFENSES

FRAUD OFFENSES	110
Credit Card/Automatic Teller Fraud	44
False Pretenses/Swindle/Confidence Game	48
Impersonation	17
Wire Fraud	1
STOLEN PROPERTY OFFENSES	29
Stolen Property Offenses	29
DRUG/NARCOTIC OFFENSES	248
Drug/Narcotic Violations	248
WEAPON LAW VIOLATIONS	21
Weapon Law Violations	21
tf Eastern Panhandle Drug & Vio	302
LARCENY/THEFT OFFENSES	2
Theft From Building	2
EMBEZZLEMENT	1
Embezzlement	1
DRUG/NARCOTIC OFFENSES	247
Drug/Narcotic Violations	247
GAMBLING OFFENSES	50
Betting/Wagering	49
Gambling Equipment Violations	1
WEAPON LAW VIOLATIONS	2
Weapon Law Violations	2
Boone County TOTAL	1030

Offenses (Group "A") by Agency

2011

COUNTY

AGENCY

OFFENSE CATEGORY

OFFENSE

OF OFFENSES

<u>Boone Co SO</u>	<u>TOTAL</u>	<u>154</u>
SEX OFFENSES, FORCIBLE		3
Forcible Fondling		1
Forcible Rape		1
Sexual Assault With An Object		1
ASSAULT OFFENSES		51
Aggravated Assault		30
Intimidation		4
Simple Assault		17
KIDNAPING/ABDUCTION		1
Kidnaping/Abduction		1
ROBBERY		1
Robbery		1
BURGLARY/BREAKING & ENTERING		23
Burglary/Breaking & Entering		23
LARCENY/THEFT OFFENSES		31
All Other Larceny		28
Theft From Motor Vehicle		3
MOTOR VEHICLE THEFT		12
Motor Vehicle Theft		12
DESTRUCTION/DAMAGE/VANDALISM OF PROPERTY		31
Destruction/Damage/Vandalism of Property		31
FRAUD OFFENSES		1
False Pretenses/Swindle/Confidence Game		1

Offenses (Group "A") by Agency

2011

COUNTY

AGENCY

OFFENSE CATEGORY

OFFENSE

OF OFFENSES

<u>Madison SP</u>	<u>TOTAL</u>	<u>675</u>
HOMICIDE OFFENSES		1
Murder and Nonnegligent Manslaughter		1
SEX OFFENSES, FORCIBLE		4
Forcible Fondling		3
Forcible Rape		1
SEX OFFENSES, NONFORCIBLE		1
Statutory Rape		1
ASSAULT OFFENSES		140
Aggravated Assault		19
Intimidation		36
Simple Assault		89
KIDNAPING/ABDUCTION		1
Kidnaping/Abduction		1
BURGLARY/BREAKING & ENTERING		39
Burglary/Breaking & Entering		39
LARCENY/THEFT OFFENSES		180
All Other Larceny		87
Shoplifting		30
Theft From Building		22
Theft From Motor Vehicle		9
Theft of Motor Vehicle Parts/Accessories		32
MOTOR VEHICLE THEFT		25
Motor Vehicle Theft		25
ARSON		1
Arson		1
COUNTERFEITING/FORGERY		24
Counterfeiting/Forgery		24
DESTRUCTION/DAMAGE/VANDALISM OF PROPERTY		65
Destruction/Damage/Vandalism of Property		65
EMBEZZLEMENT		3
Embezzlement		3
FRAUD OFFENSES		12
False Pretenses/Swindle/Confidence Game		8
Impersonation		4
STOLEN PROPERTY OFFENSES		8
Stolen Property Offenses		8

Offenses (Group "A") by Agency

2011

COUNTY

AGENCY

OFFENSE CATEGORY

OFFENSE

OF OFFENSES

DRUG/NARCOTIC OFFENSES	162
Drug Equipment Violations	3
Drug/Narcotic Violations	159
PORNOGRAPHY/OBSCENE MATERIAL	1
Pornography/Obscene Material	1
WEAPON LAW VIOLATIONS	4
Weapon Law Violations	4

Offenses (Group "A") by Agency

2011

COUNTY

AGENCY

OFFENSE CATEGORY

OFFENSE

OF OFFENSES

Whitesville SP	TOTAL	201
SEX OFFENSES, FORCIBLE		1
Forcible Fondling		1
SEX OFFENSES, NONFORCIBLE		1
Statutory Rape		1
ASSAULT OFFENSES		26
Aggravated Assault		6
Intimidation		6
Simple Assault		15
BURGLARY/BREAKING & ENTERING		12
Burglary/Breaking & Entering		12
LARCENY/THEFT OFFENSES		79
All Other Larceny		68
Shoplifting		6
Theft From Building		1
Theft From Motor Vehicle		3
Theft of Motor Vehicle Parts/Accessories		1
MOTOR VEHICLE THEFT		4
Motor Vehicle Theft		4
COUNTERFEITING/FORGERY		2
Counterfeiting/Forgery		2
DESTRUCTION/DAMAGE/VANDALISM OF PROPERTY		34
Destruction/Damage/Vandalism of Property		34
FRAUD OFFENSES		3
Credit Card/Automatic Teller Fraud		1
False Pretenses/Swindle/Confidence Game		2
STOLEN PROPERTY OFFENSES		5
Stolen Property Offenses		5
DRUG/NARCOTIC OFFENSES		31
Drug Equipment Violations		5
Drug/Narcotic Violations		26
WEAPON LAW VIOLATIONS		2
Weapon Law Violations		2
Braxton County TOTAL		512

Offenses (Group "A") by Agency

2011

COUNTY

AGENCY

OFFENSE CATEGORY

OFFENSE

OF OFFENSES

<u>Braxton Co SO</u>	<u>TOTAL</u>	<u>167</u>
SEX OFFENSES, FORCIBLE		1
Forcible Fondling		1
ASSAULT OFFENSES		44
Aggravated Assault		12
Intimidation		16
Simple Assault		16
ROBBERY		1
Robbery		1
BURGLARY/BREAKING & ENTERING		14
Burglary/Breaking & Entering		14
LARCENY/THEFT OFFENSES		48
All Other Larceny		36
Shoplifting		4
Theft From Building		2
Theft From Coin Operated Machine or Device		1
Theft From Motor Vehicle		2
Theft of Motor Vehicle Parts/Accessories		3
MOTOR VEHICLE THEFT		5
Motor Vehicle Theft		5
ARSON		1
Arson		1
DESTRUCTION/DAMAGE/VANDALISM OF PROPERTY		26
Destruction/Damage/Vandalism of Property		26
EMBEZZLEMENT		1
Embezzlement		1
FRAUD OFFENSES		9
Credit Card/Automatic Teller Fraud		1
False Pretenses/Swindle/Confidence Game		6
Impersonation		2
DRUG/NARCOTIC OFFENSES		17
Drug/Narcotic Violations		17
<u>DNR - 3 - Braxton</u>	<u>TOTAL</u>	<u>2</u>
WEAPON LAW VIOLATIONS		2
Weapon Law Violations		2

Offenses (Group "A") by Agency

2011

COUNTY

AGENCY

OFFENSE CATEGORY

OFFENSE

OF OFFENSES

<u>Sutton SP</u>	<u>TOTAL</u>	<u>343</u>
SEX OFFENSES, FORCIBLE		6
Forcible Fondling		3
Forcible Rape		1
Sexual Assault With An Object		2
ASSAULT OFFENSES		87
Aggravated Assault		11
Intimidation		13
Simple Assault		63
ROBBERY		1
Robbery		1
BURGLARY/BREAKING & ENTERING		18
Burglary/Breaking & Entering		18
LARCENY/THEFT OFFENSES		66
All Other Larceny		36
Shoplifting		1
Theft From Building		11
Theft From Motor Vehicle		11
Theft of Motor Vehicle Parts/Accessories		7
MOTOR VEHICLE THEFT		6
Motor Vehicle Theft		6
COUNTERFEITING/FORGERY		8
Counterfeiting/Forgery		8
DESTRUCTION/DAMAGE/VANDALISM OF PROPERTY		56
Destruction/Damage/Vandalism of Property		56
FRAUD OFFENSES		10
Credit Card/Automatic Teller Fraud		1
False Pretenses/Swindle/Confidence Game		8
Impersonation		1
STOLEN PROPERTY OFFENSES		4
Stolen Property Offenses		4
DRUG/NARCOTIC OFFENSES		78
Drug Equipment Violations		1
Drug/Narcotic Violations		77
WEAPON LAW VIOLATIONS		3
Weapon Law Violations		3

Offenses (Group "A") by Agency

2011

COUNTY

AGENCY

OFFENSE CATEGORY

OFFENSE

OF OFFENSES

Brooke County TOTAL 484

Brooke Co SO	TOTAL	233
SEX OFFENSES, FORCIBLE		4
Forcible Rape		4
ASSAULT OFFENSES		57
Aggravated Assault		12
Intimidation		2
Simple Assault		44
ROBBERY		2
Robbery		2
BURGLARY/BREAKING & ENTERING		48
Burglary/Breaking & Entering		48
LARCENY/THEFT OFFENSES		58
All Other Larceny		44
Theft From Building		4
Theft From Motor Vehicle		9
Theft of Motor Vehicle Parts/Accessories		1
MOTOR VEHICLE THEFT		5
Motor Vehicle Theft		5
ARSON		4
Arson		4
COUNTERFEITING/FORGERY		2
Counterfeiting/Forgery		2
DESTRUCTION/DAMAGE/VANDALISM OF PROPERTY		31
Destruction/Damage/Vandalism of Property		31
FRAUD OFFENSES		10
Credit Card/Automatic Teller Fraud		1
False Pretenses/Swindle/Confidence Game		8
Impersonation		2
STOLEN PROPERTY OFFENSES		2
Stolen Property Offenses		2
DRUG/NARCOTIC OFFENSES		7
Drug/Narcotic Violations		7
WEAPON LAW VIOLATIONS		1
Weapon Law Violations		1

Offenses (Group "A") by Agency

2011

COUNTY

AGENCY

OFFENSE CATEGORY

OFFENSE

OF OFFENSES

<u>Follansbee PD</u>	<u>TOTAL</u>	<u>76</u>
SEX OFFENSES, FORCIBLE		1
Forcible Fondling		1
ASSAULT OFFENSES		23
Aggravated Assault		2
Intimidation		4
Simple Assault		18
KIDNAPING/ABDUCTION		1
Kidnaping/Abduction		1
BURGLARY/BREAKING & ENTERING		14
Burglary/Breaking & Entering		14
LARCENY/THEFT OFFENSES		21
All Other Larceny		1
Pocket-picking		1
Shoplifting		4
Theft From Building		10
Theft From Motor Vehicle		4
Theft of Motor Vehicle Parts/Accessories		1
MOTOR VEHICLE THEFT		1
Motor Vehicle Theft		1
DESTRUCTION/DAMAGE/VANDALISM OF PROPERTY		9
Destruction/Damage/Vandalism of Property		9
FRAUD OFFENSES		2
False Pretenses/Swindle/Confidence Game		1
Wire Fraud		1
DRUG/NARCOTIC OFFENSES		2
Drug/Narcotic Violations		2
WEAPON LAW VIOLATIONS		1
Weapon Law Violations		1

Offenses (Group "A") by Agency

2011

COUNTY

AGENCY

OFFENSE CATEGORY

OFFENSE

OF OFFENSES

<u>Wellsburg PD</u>	<u>TOTAL</u>	<u>120</u>
ASSAULT OFFENSES		33
Aggravated Assault		1
Intimidation		2
Simple Assault		32
BURGLARY/BREAKING & ENTERING		13
Burglary/Breaking & Entering		13
LARCENY/THEFT OFFENSES		18
All Other Larceny		9
Shoplifting		4
Theft From Motor Vehicle		5
MOTOR VEHICLE THEFT		4
Motor Vehicle Theft		4
COUNTERFEITING/FORGERY		4
Counterfeiting/Forgery		4
DESTRUCTION/DAMAGE/VANDALISM OF PROPERTY		15
Destruction/Damage/Vandalism of Property		15
FRAUD OFFENSES		10
False Pretenses/Swindle/Confidence Game		8
Impersonation		2
STOLEN PROPERTY OFFENSES		2
Stolen Property Offenses		2
DRUG/NARCOTIC OFFENSES		18
Drug/Narcotic Violations		18
WEAPON LAW VIOLATIONS		1
Weapon Law Violations		1

Offenses (Group "A") by Agency

2011

COUNTY

AGENCY

OFFENSE CATEGORY

OFFENSE

OF OFFENSES

<u>Wellsburg SP</u>	<u>TOTAL</u>	<u>55</u>
SEX OFFENSES, FORCIBLE		5
Forcible Fondling		1
Sexual Assault With An Object		4
SEX OFFENSES, NONFORCIBLE		1
Statutory Rape		1
ASSAULT OFFENSES		11
Intimidation		8
Simple Assault		3
BURGLARY/BREAKING & ENTERING		5
Burglary/Breaking & Entering		5
LARCENY/THEFT OFFENSES		8
All Other Larceny		7
Theft of Motor Vehicle Parts/Accessories		1
MOTOR VEHICLE THEFT		4
Motor Vehicle Theft		4
COUNTERFEITING/FORGERY		2
Counterfeiting/Forgery		2
DESTRUCTION/DAMAGE/VANDALISM OF PROPERTY		6
Destruction/Damage/Vandalism of Property		6
EMBEZZLEMENT		1
Embezzlement		1
FRAUD OFFENSES		8
False Pretenses/Swindle/Confidence Game		8
DRUG/NARCOTIC OFFENSES		2
Drug/Narcotic Violations		2
PORNOGRAPHY/OBSCENE MATERIAL		2
Pornography/Obscene Material		2
Cabell County TOTAL		8044

Offenses (Group "A") by Agency

2011

COUNTY

AGENCY

OFFENSE CATEGORY

OFFENSE

OF OFFENSES

<u>Barboursville PD</u>	<u>TOTAL</u>	<u>597</u>
ASSAULT OFFENSES		52
Aggravated Assault		2
Intimidation		6
Simple Assault		44
ROBBERY		5
Robbery		5
BURGLARY/BREAKING & ENTERING		27
Burglary/Breaking & Entering		27
LARCENY/THEFT OFFENSES		399
All Other Larceny		41
Shoplifting		323
Theft From Building		14
Theft From Coin Operated Machine or Device		1
Theft From Motor Vehicle		17
Theft of Motor Vehicle Parts/Accessories		3
MOTOR VEHICLE THEFT		4
Motor Vehicle Theft		4
COUNTERFEITING/FORGERY		9
Counterfeiting/Forgery		9
DESTRUCTION/DAMAGE/VANDALISM OF PROPERTY		42
Destruction/Damage/Vandalism of Property		42
EMBEZZLEMENT		14
Embezzlement		14
FRAUD OFFENSES		9
Credit Card/Automatic Teller Fraud		2
False Pretenses/Swindle/Confidence Game		7
STOLEN PROPERTY OFFENSES		6
Stolen Property Offenses		6
DRUG/NARCOTIC OFFENSES		27
Drug/Narcotic Violations		27
WEAPON LAW VIOLATIONS		3
Weapon Law Violations		3

Offenses (Group "A") by Agency

2011

COUNTY

AGENCY

OFFENSE CATEGORY

OFFENSE

OF OFFENSES

<u>Cabell CO SO</u>	<u>TOTAL</u>	<u>1,372</u>
HOMICIDE OFFENSES		1
Murder and Nonnegligent Manslaughter		1
SEX OFFENSES, FORCIBLE		7
Forcible Fondling		3
Forcible Rape		4
SEX OFFENSES, NONFORCIBLE		3
Statutory Rape		3
ASSAULT OFFENSES		251
Aggravated Assault		23
Intimidation		3
Simple Assault		225
KIDNAPING/ABDUCTION		1
Kidnaping/Abduction		1
ROBBERY		12
Robbery		12
BURGLARY/BREAKING & ENTERING		215
Burglary/Breaking & Entering		215
LARCENY/THEFT OFFENSES		410
All Other Larceny		239
Pocket-picking		1
Shoplifting		64
Theft From Motor Vehicle		81
Theft of Motor Vehicle Parts/Accessories		25
MOTOR VEHICLE THEFT		51
Motor Vehicle Theft		51
ARSON		1
Arson		1
COUNTERFEITING/FORGERY		19
Counterfeiting/Forgery		19
DESTRUCTION/DAMAGE/VANDALISM OF PROPERTY		230
Destruction/Damage/Vandalism of Property		230
EMBEZZLEMENT		9
Embezzlement		9
FRAUD OFFENSES		59
Credit Card/Automatic Teller Fraud		28
False Pretenses/Swindle/Confidence Game		28

Offenses (Group "A") by Agency

2011

COUNTY

AGENCY

OFFENSE CATEGORY

OFFENSE

OF OFFENSES

Impersonation	3
STOLEN PROPERTY OFFENSES	6
Stolen Property Offenses	6
DRUG/NARCOTIC OFFENSES	80
Drug/Narcotic Violations	80
WEAPON LAW VIOLATIONS	17
Weapon Law Violations	17
DNR - 5 - Cabell	TOTAL
	1
GAMBLING OFFENSES	1
Operating/Promoting/Assisting Gambling	1

Offenses (Group "A") by Agency

2011

COUNTY

AGENCY

OFFENSE CATEGORY

OFFENSE

OF OFFENSES

<u>Huntington PD</u>	<u>TOTAL</u>	<u>4,738</u>
HOMICIDE OFFENSES		3
Murder and Nonnegligent Manslaughter		3
SEX OFFENSES, FORCIBLE		73
Forcible Fondling		19
Forcible Rape		30
Sexual Assault With An Object		24
SEX OFFENSES, NONFORCIBLE		3
Statutory Rape		3
ASSAULT OFFENSES		835
Aggravated Assault		82
Intimidation		1
Simple Assault		752
KIDNAPING/ABDUCTION		8
Kidnaping/Abduction		8
ROBBERY		156
Robbery		156
BURGLARY/BREAKING & ENTERING		861
Burglary/Breaking & Entering		861
LARCENY/THEFT OFFENSES		1,535
All Other Larceny		1,103
Shoplifting		71
Theft From Building		15
Theft From Motor Vehicle		346
MOTOR VEHICLE THEFT		138
Motor Vehicle Theft		138
ARSON		19
Arson		19
COUNTERFEITING/FORGERY		83
Counterfeiting/Forgery		83
DESTRUCTION/DAMAGE/VANDALISM OF PROPERTY		600
Destruction/Damage/Vandalism of Property		600
EMBEZZLEMENT		17
Embezzlement		17
FRAUD OFFENSES		140
Credit Card/Automatic Teller Fraud		19
False Pretenses/Swindle/Confidence Game		100

Offenses (Group "A") by Agency

2011

COUNTY

AGENCY

OFFENSE CATEGORY

OFFENSE

OF OFFENSES

Impersonation	21
STOLEN PROPERTY OFFENSES	1
Stolen Property Offenses	1
DRUG/NARCOTIC OFFENSES	208
Drug/Narcotic Violations	208
PROSTITUTION OFFENSES	51
Assisting or Promoting Prostitution	3
Prostitution	48
WEAPON LAW VIOLATIONS	7
Weapon Law Violations	7

Offenses (Group "A") by Agency

2011

COUNTY

AGENCY

OFFENSE CATEGORY

OFFENSE

OF OFFENSES

<u>Huntington SP</u>	<u>TOTAL</u>	<u>1,016</u>
HOMICIDE OFFENSES		3
Murder and Nonnegligent Manslaughter		2
Negligent Manslaughter		1
SEX OFFENSES, FORCIBLE		18
Forcible Fondling		11
Forcible Rape		6
Sexual Assault With An Object		1
ASSAULT OFFENSES		143
Aggravated Assault		9
Intimidation		38
Simple Assault		98
KIDNAPING/ABDUCTION		2
Kidnaping/Abduction		2
ROBBERY		4
Robbery		4
BURGLARY/BREAKING & ENTERING		54
Burglary/Breaking & Entering		54
LARCENY/THEFT OFFENSES		449
All Other Larceny		143
Purse-snatching		2
Shoplifting		229
Theft From Building		1
Theft From Motor Vehicle		12
Theft of Motor Vehicle Parts/Accessories		63
MOTOR VEHICLE THEFT		25
Motor Vehicle Theft		25
ARSON		4
Arson		4
COUNTERFEITING/FORGERY		26
Counterfeiting/Forgery		26
DESTRUCTION/DAMAGE/VANDALISM OF PROPERTY		104
Destruction/Damage/Vandalism of Property		104
EMBEZZLEMENT		10
Embezzlement		10
EXTORTION/BLACKMAIL		1
Extortion/Blackmail		1

Offenses (Group "A") by Agency

2011

COUNTY

AGENCY

OFFENSE CATEGORY

OFFENSE

OF OFFENSES

FRAUD OFFENSES	61
Credit Card/Automatic Teller Fraud	28
False Pretenses/Swindle/Confidence Game	25
Impersonation	8
STOLEN PROPERTY OFFENSES	6
Stolen Property Offenses	6
DRUG/NARCOTIC OFFENSES	94
Drug Equipment Violations	5
Drug/Narcotic Violations	89
PORNOGRAPHY/OBSCENE MATERIAL	3
Pornography/Obscene Material	3
PROSTITUTION OFFENSES	1
Assisting or Promoting Prostitution	1
WEAPON LAW VIOLATIONS	5
Weapon Law Violations	5

Offenses (Group "A") by Agency

2011

COUNTY

AGENCY

OFFENSE CATEGORY

OFFENSE

OF OFFENSES

<u>Marshall Univ Police</u>	<u>TOTAL</u>	<u>235</u>
SEX OFFENSES, FORCIBLE		1
Forcible Fondling		1
ASSAULT OFFENSES		28
Intimidation		10
Simple Assault		18
ROBBERY		1
Robbery		1
BURGLARY/BREAKING & ENTERING		3
Burglary/Breaking & Entering		3
LARCENY/THEFT OFFENSES		124
All Other Larceny		28
Shoplifting		2
Theft From Building		76
Theft From Motor Vehicle		12
Theft of Motor Vehicle Parts/Accessories		6
DESTRUCTION/DAMAGE/VANDALISM OF PROPERTY		39
Destruction/Damage/Vandalism of Property		39
FRAUD OFFENSES		5
Credit Card/Automatic Teller Fraud		2
False Pretenses/Swindle/Confidence Game		2
Wire Fraud		1
STOLEN PROPERTY OFFENSES		7
Stolen Property Offenses		7
DRUG/NARCOTIC OFFENSES		25
Drug/Narcotic Violations		25
WEAPON LAW VIOLATIONS		2
Weapon Law Violations		2

Offenses (Group "A") by Agency

2011

COUNTY

AGENCY

OFFENSE CATEGORY

OFFENSE

OF OFFENSES

AGENCY	TOTAL	# OF OFFENSES
Milton PD	TOTAL	61
ASSAULT OFFENSES		14
Aggravated Assault		1
Intimidation		2
Simple Assault		11
ROBBERY		2
Robbery		2
BURGLARY/BREAKING & ENTERING		6
Burglary/Breaking & Entering		6
LARCENY/THEFT OFFENSES		20
All Other Larceny		8
Shoplifting		7
Theft From Building		3
Theft From Motor Vehicle		2
COUNTERFEITING/FORGERY		1
Counterfeiting/Forgery		1
DESTRUCTION/DAMAGE/VANDALISM OF PROPERTY		13
Destruction/Damage/Vandalism of Property		13
FRAUD OFFENSES		1
False Pretenses/Swindle/Confidence Game		1
DRUG/NARCOTIC OFFENSES		4
Drug/Narcotic Violations		4
tf Huntington Drug & Vio Crime	TOTAL	24
DRUG/NARCOTIC OFFENSES		24
Drug/Narcotic Violations		24
Calhoun County	TOTAL	210
DNR - 6 - Calhoun	TOTAL	3
DRUG/NARCOTIC OFFENSES		3
Drug/Narcotic Violations		3

Offenses (Group "A") by Agency

2011

COUNTY

AGENCY

OFFENSE CATEGORY

OFFENSE

OF OFFENSES

Grantsville SP	TOTAL	207
HOMICIDE OFFENSES		2
Murder and Nonnegligent Manslaughter		2
SEX OFFENSES, FORCIBLE		3
Forcible Fondling		3
SEX OFFENSES, NONFORCIBLE		1
Statutory Rape		1
ASSAULT OFFENSES		43
Aggravated Assault		11
Intimidation		7
Simple Assault		25
BURGLARY/BREAKING & ENTERING		9
Burglary/Breaking & Entering		9
LARCENY/THEFT OFFENSES		43
All Other Larceny		30
Theft From Building		1
Theft From Coin Operated Machine or Device		5
Theft From Motor Vehicle		3
Theft of Motor Vehicle Parts/Accessories		4
MOTOR VEHICLE THEFT		5
Motor Vehicle Theft		5
ARSON		1
Arson		1
COUNTERFEITING/FORGERY		7
Counterfeiting/Forgery		7
DESTRUCTION/DAMAGE/VANDALISM OF PROPERTY		22
Destruction/Damage/Vandalism of Property		22
FRAUD OFFENSES		5
False Pretenses/Swindle/Confidence Game		4
Impersonation		1
STOLEN PROPERTY OFFENSES		2
Stolen Property Offenses		2
DRUG/NARCOTIC OFFENSES		62
Drug Equipment Violations		6
Drug/Narcotic Violations		58
Clay County TOTAL		178

Offenses (Group "A") by Agency

2011

COUNTY

AGENCY

OFFENSE CATEGORY

OFFENSE

OF OFFENSES

Clay SP	TOTAL	178
HOMICIDE OFFENSES		1
Murder and Nonnegligent Manslaughter		1
SEX OFFENSES, FORCIBLE		3
Forcible Fondling		1
Forcible Sodomy		1
Sexual Assault With An Object		1
ASSAULT OFFENSES		32
Aggravated Assault		8
Intimidation		1
Simple Assault		23
ROBBERY		1
Robbery		1
BURGLARY/BREAKING & ENTERING		15
Burglary/Breaking & Entering		15
LARCENY/THEFT OFFENSES		28
All Other Larceny		17
Shoplifting		1
Theft From Motor Vehicle		3
Theft of Motor Vehicle Parts/Accessories		7
MOTOR VEHICLE THEFT		6
Motor Vehicle Theft		6
COUNTERFEITING/FORGERY		1
Counterfeiting/Forgery		1
DESTRUCTION/DAMAGE/VANDALISM OF PROPERTY		17
Destruction/Damage/Vandalism of Property		17
FRAUD OFFENSES		3
Credit Card/Automatic Teller Fraud		1
False Pretenses/Swindle/Confidence Game		2
STOLEN PROPERTY OFFENSES		2
Stolen Property Offenses		2
DRUG/NARCOTIC OFFENSES		66
Drug Equipment Violations		6
Drug/Narcotic Violations		60
PORNOGRAPHY/OBSCENE MATERIAL		1
Pornography/Obscene Material		1
WEAPON LAW VIOLATIONS		2

Offenses (Group "A") by Agency

2011

COUNTY

AGENCY

OFFENSE CATEGORY

OFFENSE

OF OFFENSES

Weapon Law Violations 2

Doddridge County TOTAL 153

Doddridge Co SO TOTAL 73

SEX OFFENSES, FORCIBLE 2

Forcible Fondling 1

Sexual Assault With An Object 1

ASSAULT OFFENSES 22

Aggravated Assault 1

Intimidation 1

Simple Assault 20

BURGLARY/BREAKING & ENTERING 12

Burglary/Breaking & Entering 12

LARCENY/THEFT OFFENSES 15

All Other Larceny 3

Theft From Building 8

Theft From Motor Vehicle 4

MOTOR VEHICLE THEFT 3

Motor Vehicle Theft 3

DESTRUCTION/DAMAGE/VANDALISM OF PROPERTY 6

Destruction/Damage/Vandalism of Property 6

STOLEN PROPERTY OFFENSES 1

Stolen Property Offenses 1

DRUG/NARCOTIC OFFENSES 7

Drug Equipment Violations 1

Drug/Narcotic Violations 6

WEAPON LAW VIOLATIONS 5

Weapon Law Violations 5

West Union PD TOTAL 3

ASSAULT OFFENSES 1

Simple Assault 1

LARCENY/THEFT OFFENSES 2

All Other Larceny 2

Offenses (Group "A") by Agency

2011

COUNTY

AGENCY

OFFENSE CATEGORY

OFFENSE

OF OFFENSES

West Union SP	TOTAL	77
SEX OFFENSES, FORCIBLE		3
Forcible Fondling		2
Forcible Sodomy		1
ASSAULT OFFENSES		23
Aggravated Assault		4
Intimidation		6
Simple Assault		13
BURGLARY/BREAKING & ENTERING		10
Burglary/Breaking & Entering		10
LARCENY/THEFT OFFENSES		16
All Other Larceny		4
Theft From Building		7
Theft From Motor Vehicle		3
Theft of Motor Vehicle Parts/Accessories		2
MOTOR VEHICLE THEFT		2
Motor Vehicle Theft		2
COUNTERFEITING/FORGERY		1
Counterfeiting/Forgery		1
DESTRUCTION/DAMAGE/VANDALISM OF PROPERTY		6
Destruction/Damage/Vandalism of Property		6
FRAUD OFFENSES		3
False Pretenses/Swindle/Confidence Game		3
DRUG/NARCOTIC OFFENSES		8
Drug/Narcotic Violations		8
WEAPON LAW VIOLATIONS		5
Weapon Law Violations		5
Fayette County TOTAL		1936

Offenses (Group "A") by Agency

2011

COUNTY

AGENCY

OFFENSE CATEGORY

OFFENSE

OF OFFENSES

<u>Ansted PD</u>	<u>TOTAL</u>	<u>8</u>
ASSAULT OFFENSES		1
Simple Assault		1
LARCENY/THEFT OFFENSES		5
All Other Larceny		3
Theft From Building		1
Theft of Motor Vehicle Parts/Accessories		1
DESTRUCTION/DAMAGE/VANDALISM OF PROPERTY		2
Destruction/Damage/Vandalism of Property		2
<u>DNR - 4 - Fayette</u>	<u>TOTAL</u>	<u>4</u>
DRUG/NARCOTIC OFFENSES		3
Drug/Narcotic Violations		3
WEAPON LAW VIOLATIONS		1
Weapon Law Violations		1

Offenses (Group "A") by Agency

2011

COUNTY

AGENCY

OFFENSE CATEGORY

OFFENSE

OF OFFENSES

<u>Fayette Co SO</u>	<u>TOTAL</u>	<u>1,192</u>
HOMICIDE OFFENSES		1
Murder and Nonnegligent Manslaughter		1
SEX OFFENSES, FORCIBLE		26
Forcible Fondling		7
Forcible Rape		2
Forcible Sodomy		6
Sexual Assault With An Object		11
SEX OFFENSES, NONFORCIBLE		2
Incest		1
Statutory Rape		1
ASSAULT OFFENSES		281
Aggravated Assault		46
Intimidation		30
Simple Assault		210
KIDNAPING/ABDUCTION		1
Kidnaping/Abduction		1
ROBBERY		13
Robbery		13
BURGLARY/BREAKING & ENTERING		283
Burglary/Breaking & Entering		283
LARCENY/THEFT OFFENSES		270
All Other Larceny		233
Shoplifting		3
Theft From Building		17
Theft From Motor Vehicle		13
Theft of Motor Vehicle Parts/Accessories		4
MOTOR VEHICLE THEFT		8
Motor Vehicle Theft		8
ARSON		10
Arson		10
COUNTERFEITING/FORGERY		22
Counterfeiting/Forgery		22
DESTRUCTION/DAMAGE/VANDALISM OF PROPERTY		197
Destruction/Damage/Vandalism of Property		197
EMBEZZLEMENT		1
Embezzlement		1

Offenses (Group "A") by Agency

2011

COUNTY

AGENCY

OFFENSE CATEGORY

OFFENSE

OF OFFENSES

EXTORTION/BLACKMAIL	2
Extortion/Blackmail	2
FRAUD OFFENSES	31
False Pretenses/Swindle/Confidence Game	31
STOLEN PROPERTY OFFENSES	4
Stolen Property Offenses	4
DRUG/NARCOTIC OFFENSES	21
Drug/Narcotic Violations	21
PORNOGRAPHY/OBSCENE MATERIAL	1
Pornography/Obscene Material	1
WEAPON LAW VIOLATIONS	13
Weapon Law Violations	13

Offenses (Group "A") by Agency

2011

COUNTY

AGENCY

OFFENSE CATEGORY

OFFENSE

OF OFFENSES

Gauley Bridge SP	TOTAL	152
HOMICIDE OFFENSES		1
Murder and Nonnegligent Manslaughter		1
SEX OFFENSES, FORCIBLE		2
Forcible Sodomy		2
ASSAULT OFFENSES		20
Aggravated Assault		4
Intimidation		4
Simple Assault		12
BURGLARY/BREAKING & ENTERING		17
Burglary/Breaking & Entering		17
LARCENY/THEFT OFFENSES		44
All Other Larceny		28
Theft From Building		5
Theft From Motor Vehicle		7
Theft of Motor Vehicle Parts/Accessories		4
MOTOR VEHICLE THEFT		8
Motor Vehicle Theft		8
COUNTERFEITING/FORGERY		7
Counterfeiting/Forgery		7
DESTRUCTION/DAMAGE/VANDALISM OF PROPERTY		31
Destruction/Damage/Vandalism of Property		31
EMBEZZLEMENT		3
Embezzlement		3
FRAUD OFFENSES		6
Credit Card/Automatic Teller Fraud		2
False Pretenses/Swindle/Confidence Game		4
STOLEN PROPERTY OFFENSES		6
Stolen Property Offenses		6
DRUG/NARCOTIC OFFENSES		6
Drug/Narcotic Violations		6
WEAPON LAW VIOLATIONS		1
Weapon Law Violations		1

Offenses (Group "A") by Agency

2011

COUNTY

AGENCY

OFFENSE CATEGORY

OFFENSE

OF OFFENSES

Montgomery PD	TOTAL	36
ASSAULT OFFENSES		5
Aggravated Assault		3
Simple Assault		2
ROBBERY		1
Robbery		1
BURGLARY/BREAKING & ENTERING		6
Burglary/Breaking & Entering		6
LARCENY/THEFT OFFENSES		14
All Other Larceny		5
Shoplifting		3
Theft From Building		1
Theft From Coin Operated Machine or Device		1
Theft From Motor Vehicle		4
DESTRUCTION/DAMAGE/VANDALISM OF PROPERTY		9
Destruction/Damage/Vandalism of Property		9
DRUG/NARCOTIC OFFENSES		1
Drug Equipment Violations		1

Offenses (Group "A") by Agency

2011

COUNTY

AGENCY

OFFENSE CATEGORY

OFFENSE

OF OFFENSES

<u>Mount Hope PD</u>	<u>TOTAL</u>	<u>62</u>
ASSAULT OFFENSES		16
Intimidation		1
Simple Assault		15
KIDNAPING/ABDUCTION		1
Kidnaping/Abduction		1
BURGLARY/BREAKING & ENTERING		13
Burglary/Breaking & Entering		13
LARCENY/THEFT OFFENSES		12
All Other Larceny		5
Shoplifting		2
Theft From Building		2
Theft From Coin Operated Machine or Device		1
Theft From Motor Vehicle		2
MOTOR VEHICLE THEFT		2
Motor Vehicle Theft		2
DESTRUCTION/DAMAGE/VANDALISM OF PROPERTY		14
Destruction/Damage/Vandalism of Property		14
FRAUD OFFENSES		2
False Pretenses/Swindle/Confidence Game		2
Impersonation		1
DRUG/NARCOTIC OFFENSES		1
Drug Equipment Violations		1

Offenses (Group "A") by Agency

2011

COUNTY

AGENCY

OFFENSE CATEGORY

OFFENSE

OF OFFENSES

Oak Hill SP	TOTAL	434
HOMICIDE OFFENSES		1
Murder and Nonnegligent Manslaughter		1
SEX OFFENSES, FORCIBLE		5
Forcible Fondling		1
Forcible Rape		3
Sexual Assault With An Object		1
ASSAULT OFFENSES		60
Aggravated Assault		8
Intimidation		25
Simple Assault		27
ROBBERY		1
Robbery		1
BURGLARY/BREAKING & ENTERING		33
Burglary/Breaking & Entering		33
LARCENY/THEFT OFFENSES		117
All Other Larceny		59
Shoplifting		2
Theft From Building		5
Theft From Motor Vehicle		45
Theft of Motor Vehicle Parts/Accessories		7
MOTOR VEHICLE THEFT		10
Motor Vehicle Theft		10
ARSON		1
Arson		1
COUNTERFEITING/FORGERY		19
Counterfeiting/Forgery		19
DESTRUCTION/DAMAGE/VANDALISM OF PROPERTY		41
Destruction/Damage/Vandalism of Property		41
EMBEZZLEMENT		2
Embezzlement		2
FRAUD OFFENSES		10
Credit Card/Automatic Teller Fraud		1
False Pretenses/Swindle/Confidence Game		9
STOLEN PROPERTY OFFENSES		5
Stolen Property Offenses		5
DRUG/NARCOTIC OFFENSES		115

Offenses (Group "A") by Agency

2011

COUNTY

AGENCY

OFFENSE CATEGORY

OFFENSE

OF OFFENSES

	Drug/Narcotic Violations	115
	WEAPON LAW VIOLATIONS	13
	Weapon Law Violations	13
Turnpike - Fayette	TOTAL	12
	COUNTERFEITING/FORGERY	1
	Counterfeiting/Forgery	1
	DRUG/NARCOTIC OFFENSES	11
	Drug/Narcotic Violations	11
WVU Tech-Security	TOTAL	36
	SEX OFFENSES, FORCIBLE	1
	Forcible Rape	1
	ASSAULT OFFENSES	2
	Aggravated Assault	1
	Intimidation	1
	LARCENY/THEFT OFFENSES	18
	All Other Larceny	13
	Theft From Building	1
	Theft From Motor Vehicle	4
	DESTRUCTION/DAMAGE/VANDALISM OF PROPERTY	9
	Destruction/Damage/Vandalism of Property	9
	FRAUD OFFENSES	2
	Credit Card/Automatic Teller Fraud	1
	False Pretenses/Swindle/Confidence Game	1
	DRUG/NARCOTIC OFFENSES	4
	Drug/Narcotic Violations	4
Gilmer	County TOTAL	183

Offenses (Group "A") by Agency

2011

COUNTY

AGENCY

OFFENSE CATEGORY

OFFENSE

OF OFFENSES

<u>Glenville PD</u>	<u>TOTAL</u>	<u>41</u>
ASSAULT OFFENSES		10
Aggravated Assault		4
Intimidation		2
Simple Assault		4
BURGLARY/BREAKING & ENTERING		3
Burglary/Breaking & Entering		3
LARCENY/THEFT OFFENSES		17
All Other Larceny		5
Shoplifting		1
Theft From Building		2
Theft From Coin Operated Machine or Device		1
Theft From Motor Vehicle		6
Theft of Motor Vehicle Parts/Accessories		2
DESTRUCTION/DAMAGE/VANDALISM OF PROPERTY		3
Destruction/Damage/Vandalism of Property		3
FRAUD OFFENSES		2
False Pretenses/Swindle/Confidence Game		2
DRUG/NARCOTIC OFFENSES		6
Drug/Narcotic Violations		6

Offenses (Group "A") by Agency

2011

COUNTY

AGENCY

OFFENSE CATEGORY

OFFENSE

OF OFFENSES

<u>Glenville SP</u>	<u>TOTAL</u>	<u>124</u>
HOMICIDE OFFENSES		1
Murder and Nonnegligent Manslaughter		1
SEX OFFENSES, FORCIBLE		4
Forcible Fondling		2
Sexual Assault With An Object		2
SEX OFFENSES, NONFORCIBLE		2
Incest		1
Statutory Rape		1
ASSAULT OFFENSES		39
Aggravated Assault		8
Intimidation		22
Simple Assault		9
BURGLARY/BREAKING & ENTERING		6
Burglary/Breaking & Entering		6
LARCENY/THEFT OFFENSES		23
All Other Larceny		20
Theft From Building		1
Theft of Motor Vehicle Parts/Accessories		2
ARSON		2
Arson		2
COUNTERFEITING/FORGERY		8
Counterfeiting/Forgery		8
DESTRUCTION/DAMAGE/VANDALISM OF PROPERTY		14
Destruction/Damage/Vandalism of Property		14
FRAUD OFFENSES		6
False Pretenses/Swindle/Confidence Game		5
Impersonation		1
STOLEN PROPERTY OFFENSES		2
Stolen Property Offenses		2
DRUG/NARCOTIC OFFENSES		16
Drug Equipment Violations		1
Drug/Narcotic Violations		16

Offenses (Group "A") by Agency

2011

COUNTY

AGENCY

OFFENSE CATEGORY

OFFENSE

OF OFFENSES

Glenville State College		TOTAL	18
ASSAULT OFFENSES			4
	Simple Assault		4
BURGLARY/BREAKING & ENTERING			2
	Burglary/Breaking & Entering		2
LARCENY/THEFT OFFENSES			5
	All Other Larceny		4
	Theft From Motor Vehicle		1
DESTRUCTION/DAMAGE/VANDALISM OF PROPERTY			3
	Destruction/Damage/Vandalism of Property		3
DRUG/NARCOTIC OFFENSES			4
	Drug/Narcotic Violations		4
Grant	County TOTAL		355

Offenses (Group "A") by Agency

2011

COUNTY

AGENCY

OFFENSE CATEGORY

OFFENSE

OF OFFENSES

Grant Co SO	TOTAL	78
SEX OFFENSES, FORCIBLE		1
Forcible Fondling		1
SEX OFFENSES, NONFORCIBLE		2
Incest		1
Statutory Rape		1
ASSAULT OFFENSES		29
Aggravated Assault		7
Intimidation		7
Simple Assault		16
KIDNAPING/ABDUCTION		1
Kidnaping/Abduction		1
BURGLARY/BREAKING & ENTERING		7
Burglary/Breaking & Entering		7
LARCENY/THEFT OFFENSES		9
All Other Larceny		3
Shoplifting		4
Theft From Building		2
ARSON		2
Arson		2
COUNTERFEITING/FORGERY		2
Counterfeiting/Forgery		2
DESTRUCTION/DAMAGE/VANDALISM OF PROPERTY		5
Destruction/Damage/Vandalism of Property		5
FRAUD OFFENSES		7
False Pretenses/Swindle/Confidence Game		6
Impersonation		1
DRUG/NARCOTIC OFFENSES		11
Drug/Narcotic Violations		11
WEAPON LAW VIOLATIONS		1
Weapon Law Violations		1

Offenses (Group "A") by Agency

2011

COUNTY

AGENCY

OFFENSE CATEGORY

OFFENSE

OF OFFENSES

<u>Petersburg SP</u>	<u>TOTAL</u>	<u>204</u>
SEX OFFENSES, FORCIBLE		5
Forcible Fondling		2
Forcible Rape		3
ASSAULT OFFENSES		58
Aggravated Assault		5
Intimidation		17
Simple Assault		39
ROBBERY		1
Robbery		1
BURGLARY/BREAKING & ENTERING		23
Burglary/Breaking & Entering		23
LARCENY/THEFT OFFENSES		32
All Other Larceny		21
Shoplifting		4
Theft From Building		1
Theft From Motor Vehicle		3
Theft of Motor Vehicle Parts/Accessories		3
MOTOR VEHICLE THEFT		2
Motor Vehicle Theft		2
COUNTERFEITING/FORGERY		3
Counterfeiting/Forgery		3
DESTRUCTION/DAMAGE/VANDALISM OF PROPERTY		38
Destruction/Damage/Vandalism of Property		38
EMBEZZLEMENT		1
Embezzlement		1
FRAUD OFFENSES		8
False Pretenses/Swindle/Confidence Game		8
STOLEN PROPERTY OFFENSES		2
Stolen Property Offenses		2
DRUG/NARCOTIC OFFENSES		23
Drug/Narcotic Violations		23
WEAPON LAW VIOLATIONS		5
Weapon Law Violations		5

Offenses (Group "A") by Agency

2011

COUNTY

AGENCY

OFFENSE CATEGORY

OFFENSE

OF OFFENSES

COUNTY	AGENCY	OFFENSE CATEGORY	OFFENSE	# OF OFFENSES
	tf Potomac Highland Drug & Vio	TOTAL		73
		DRUG/NARCOTIC OFFENSES		73
		Drug/Narcotic Violations		73
Greenbrier	County	TOTAL		880
	DNR - 4 - Greenbrier	TOTAL		2
		WEAPON LAW VIOLATIONS		2
		Weapon Law Violations		2
	Greenbrier Co SO	TOTAL		220
		SEX OFFENSES, FORCIBLE		2
		Forcible Fondling		1
		Forcible Rape		1
		ASSAULT OFFENSES		63
		Aggravated Assault		7
		Intimidation		1
		Simple Assault		55
		BURGLARY/BREAKING & ENTERING		35
		Burglary/Breaking & Entering		35
		LARCENY/THEFT OFFENSES		70
		All Other Larceny		50
		Shoplifting		20
		MOTOR VEHICLE THEFT		4
		Motor Vehicle Theft		4
		COUNTERFEITING/FORGERY		1
		Counterfeiting/Forgery		1
		DESTRUCTION/DAMAGE/VANDALISM OF PROPERTY		24
		Destruction/Damage/Vandalism of Property		24
		DRUG/NARCOTIC OFFENSES		18
		Drug/Narcotic Violations		18
		WEAPON LAW VIOLATIONS		3
		Weapon Law Violations		3

Offenses (Group "A") by Agency

2011

COUNTY

AGENCY

OFFENSE CATEGORY

OFFENSE

OF OFFENSES

<u>Lewisburg PD</u>	<u>TOTAL</u>	<u>200</u>
SEX OFFENSES, FORCIBLE		3
Forcible Rape		2
Forcible Sodomy		1
ASSAULT OFFENSES		28
Aggravated Assault		3
Intimidation		8
Simple Assault		17
ROBBERY		1
Robbery		1
BURGLARY/BREAKING & ENTERING		13
Burglary/Breaking & Entering		13
LARCENY/THEFT OFFENSES		84
All Other Larceny		6
Purse-snatching		4
Shoplifting		37
Theft From Building		28
Theft From Motor Vehicle		9
MOTOR VEHICLE THEFT		2
Motor Vehicle Theft		2
ARSON		1
Arson		1
COUNTERFEITING/FORGERY		11
Counterfeiting/Forgery		11
DESTRUCTION/DAMAGE/VANDALISM OF PROPERTY		16
Destruction/Damage/Vandalism of Property		16
EMBEZZLEMENT		5
Embezzlement		5
FRAUD OFFENSES		22
False Pretenses/Swindle/Confidence Game		21
Wire Fraud		1
STOLEN PROPERTY OFFENSES		1
Stolen Property Offenses		1
DRUG/NARCOTIC OFFENSES		12
Drug/Narcotic Violations		12
WEAPON LAW VIOLATIONS		1
Weapon Law Violations		1

Offenses (Group "A") by Agency

2011

COUNTY

AGENCY

OFFENSE CATEGORY

OFFENSE

OF OFFENSES

Lewisburg SP	TOTAL	226
SEX OFFENSES, FORCIBLE		4
Forcible Fondling		2
Forcible Rape		1
Forcible Sodomy		1
ASSAULT OFFENSES		42
Aggravated Assault		8
Intimidation		13
Simple Assault		21
BURGLARY/BREAKING & ENTERING		25
Burglary/Breaking & Entering		25
LARCENY/THEFT OFFENSES		72
All Other Larceny		47
Pocket-picking		1
Shoplifting		23
Theft From Building		1
MOTOR VEHICLE THEFT		5
Motor Vehicle Theft		5
COUNTERFEITING/FORGERY		9
Counterfeiting/Forgery		9
DESTRUCTION/DAMAGE/VANDALISM OF PROPERTY		24
Destruction/Damage/Vandalism of Property		24
EMBEZZLEMENT		3
Embezzlement		3
FRAUD OFFENSES		20
Credit Card/Automatic Teller Fraud		1
False Pretenses/Swindle/Confidence Game		17
Impersonation		2
STOLEN PROPERTY OFFENSES		1
Stolen Property Offenses		1
DRUG/NARCOTIC OFFENSES		20
Drug Equipment Violations		1
Drug/Narcotic Violations		19
WEAPON LAW VIOLATIONS		1
Weapon Law Violations		1

Offenses (Group "A") by Agency

2011

COUNTY

AGENCY

OFFENSE CATEGORY

OFFENSE

OF OFFENSES

<u>Rainelle PD</u>	<u>TOTAL</u>	<u>30</u>
ASSAULT OFFENSES		3
Intimidation		2
Simple Assault		1
BURGLARY/BREAKING & ENTERING		6
Burglary/Breaking & Entering		6
LARCENY/THEFT OFFENSES		10
All Other Larceny		5
Shoplifting		3
Theft From Building		1
Theft From Motor Vehicle		1
DESTRUCTION/DAMAGE/VANDALISM OF PROPERTY		2
Destruction/Damage/Vandalism of Property		2
DRUG/NARCOTIC OFFENSES		7
Drug Equipment Violations		2
Drug/Narcotic Violations		7

Offenses (Group "A") by Agency

2011

COUNTY

AGENCY

OFFENSE CATEGORY

OFFENSE

OF OFFENSES

<u>Rainelle SP</u>	<u>TOTAL</u>	<u>105</u>
SEX OFFENSES, FORCIBLE		1
Forcible Sodomy		1
ASSAULT OFFENSES		10
Aggravated Assault		2
Intimidation		1
Simple Assault		7
BURGLARY/BREAKING & ENTERING		22
Burglary/Breaking & Entering		22
LARCENY/THEFT OFFENSES		35
All Other Larceny		26
Purse-snatching		2
Shoplifting		2
Theft From Motor Vehicle		1
Theft of Motor Vehicle Parts/Accessories		4
MOTOR VEHICLE THEFT		4
Motor Vehicle Theft		4
COUNTERFEITING/FORGERY		8
Counterfeiting/Forgery		8
DESTRUCTION/DAMAGE/VANDALISM OF PROPERTY		16
Destruction/Damage/Vandalism of Property		16
FRAUD OFFENSES		7
Credit Card/Automatic Teller Fraud		2
False Pretenses/Swindle/Confidence Game		5
DRUG/NARCOTIC OFFENSES		2
Drug/Narcotic Violations		2

Offenses (Group "A") by Agency

2011

COUNTY

AGENCY

OFFENSE CATEGORY

OFFENSE

OF OFFENSES

<u>Ronceverte PD</u>	<u>TOTAL</u>	<u>80</u>
SEX OFFENSES, FORCIBLE		2
Forcible Fondling		2
ASSAULT OFFENSES		22
Intimidation		4
Simple Assault		18
ROBBERY		1
Robbery		1
BURGLARY/BREAKING & ENTERING		6
Burglary/Breaking & Entering		6
LARCENY/THEFT OFFENSES		29
All Other Larceny		3
Theft From Building		26
COUNTERFEITING/FORGERY		3
Counterfeiting/Forgery		3
DESTRUCTION/DAMAGE/VANDALISM OF PROPERTY		11
Destruction/Damage/Vandalism of Property		11
FRAUD OFFENSES		2
False Pretenses/Swindle/Confidence Game		1
Impersonation		1
DRUG/NARCOTIC OFFENSES		1
Drug/Narcotic Violations		1
PORNOGRAPHY/OBSCENE MATERIAL		1
Pornography/Obscene Material		1
WEAPON LAW VIOLATIONS		2
Weapon Law Violations		2

Offenses (Group "A") by Agency

2011

COUNTY

AGENCY

OFFENSE CATEGORY

OFFENSE

OF OFFENSES

<u>White Sulphur Springs PD</u>	<u>TOTAL</u>	<u>17</u>
ASSAULT OFFENSES		7
Aggravated Assault		2
Intimidation		2
Simple Assault		3
BURGLARY/BREAKING & ENTERING		3
Burglary/Breaking & Entering		3
LARCENY/THEFT OFFENSES		1
All Other Larceny		1
COUNTERFEITING/FORGERY		1
Counterfeiting/Forgery		1
FRAUD OFFENSES		1
False Pretenses/Swindle/Confidence Game		1
DRUG/NARCOTIC OFFENSES		3
Drug/Narcotic Violations		3
WEAPON LAW VIOLATIONS		1
Weapon Law Violations		1
Hampshire County TOTAL		822

<u>Capon Bridge PD</u>	<u>TOTAL</u>	<u>12</u>
ASSAULT OFFENSES		1
Aggravated Assault		1
ROBBERY		1
Robbery		1
BURGLARY/BREAKING & ENTERING		2
Burglary/Breaking & Entering		2
LARCENY/THEFT OFFENSES		4
All Other Larceny		2
Theft From Building		2
DESTRUCTION/DAMAGE/VANDALISM OF PROPERTY		2
Destruction/Damage/Vandalism of Property		2
FRAUD OFFENSES		1
False Pretenses/Swindle/Confidence Game		1
DRUG/NARCOTIC OFFENSES		1
Drug/Narcotic Violations		1

Offenses (Group "A") by Agency

2011

COUNTY

AGENCY

OFFENSE CATEGORY

OFFENSE

OF OFFENSES

Hampshire Co SO	TOTAL	293
HOMICIDE OFFENSES		1
Murder and Nonnegligent Manslaughter		1
ASSAULT OFFENSES		107
Aggravated Assault		81
Intimidation		11
Simple Assault		18
KIDNAPING/ABDUCTION		2
Kidnaping/Abduction		2
BURGLARY/BREAKING & ENTERING		50
Burglary/Breaking & Entering		50
LARCENY/THEFT OFFENSES		40
All Other Larceny		25
Theft From Building		12
Theft From Motor Vehicle		3
MOTOR VEHICLE THEFT		6
Motor Vehicle Theft		6
ARSON		2
Arson		2
COUNTERFEITING/FORGERY		10
Counterfeiting/Forgery		10
DESTRUCTION/DAMAGE/VANDALISM OF PROPERTY		44
Destruction/Damage/Vandalism of Property		44
FRAUD OFFENSES		6
False Pretenses/Swindle/Confidence Game		3
Impersonation		3
STOLEN PROPERTY OFFENSES		2
Stolen Property Offenses		2
DRUG/NARCOTIC OFFENSES		16
Drug/Narcotic Violations		16
PORNOGRAPHY/OBSCENE MATERIAL		1
Pornography/Obscene Material		1
WEAPON LAW VIOLATIONS		3
Weapon Law Violations		3

Offenses (Group "A") by Agency

2011

COUNTY

AGENCY

OFFENSE CATEGORY

OFFENSE

OF OFFENSES

<u>Romney PD</u>	<u>TOTAL</u>	<u>31</u>
SEX OFFENSES, FORCIBLE		1
Sexual Assault With An Object		1
ASSAULT OFFENSES		15
Aggravated Assault		15
BURGLARY/BREAKING & ENTERING		4
Burglary/Breaking & Entering		4
LARCENY/THEFT OFFENSES		4
All Other Larceny		2
Theft From Motor Vehicle		1
Theft of Motor Vehicle Parts/Accessories		1
DESTRUCTION/DAMAGE/VANDALISM OF PROPERTY		2
Destruction/Damage/Vandalism of Property		2
FRAUD OFFENSES		1
False Pretenses/Swindle/Confidence Game		1
DRUG/NARCOTIC OFFENSES		4
Drug/Narcotic Violations		4

Offenses (Group "A") by Agency

2011

COUNTY

AGENCY

OFFENSE CATEGORY

OFFENSE

OF OFFENSES

Romney SP	TOTAL	486
SEX OFFENSES, FORCIBLE		8
Forcible Fondling		5
Forcible Rape		2
Forcible Sodomy		1
SEX OFFENSES, NONFORCIBLE		1
Statutory Rape		1
ASSAULT OFFENSES		110
Aggravated Assault		6
Intimidation		42
Simple Assault		63
ROBBERY		2
Robbery		2
BURGLARY/BREAKING & ENTERING		47
Burglary/Breaking & Entering		47
LARCENY/THEFT OFFENSES		80
All Other Larceny		45
Shoplifting		10
Theft From Building		2
Theft From Motor Vehicle		4
Theft of Motor Vehicle Parts/Accessories		19
MOTOR VEHICLE THEFT		10
Motor Vehicle Theft		10
ARSON		1
Arson		1
COUNTERFEITING/FORGERY		40
Counterfeiting/Forgery		40
DESTRUCTION/DAMAGE/VANDALISM OF PROPERTY		67
Destruction/Damage/Vandalism of Property		67
EMBEZZLEMENT		1
Embezzlement		1
FRAUD OFFENSES		22
Credit Card/Automatic Teller Fraud		3
False Pretenses/Swindle/Confidence Game		16
Impersonation		3
STOLEN PROPERTY OFFENSES		6
Stolen Property Offenses		6

Offenses (Group "A") by Agency

2011

COUNTY

AGENCY

OFFENSE CATEGORY

OFFENSE

OF OFFENSES

DRUG/NARCOTIC OFFENSES	83
Drug Equipment Violations	1
Drug/Narcotic Violations	82
WEAPON LAW VIOLATIONS	7
Weapon Law Violations	7
Hancock County TOTAL	905

DNR - 1 - Hancock TOTAL 1

WEAPON LAW VIOLATIONS 1
 Weapon Law Violations 1

Hancock Co SO TOTAL 114

ASSAULT OFFENSES 45
 Aggravated Assault 2
 Intimidation 2
 Simple Assault 41

BURGLARY/BREAKING & ENTERING 23
 Burglary/Breaking & Entering 23

LARCENY/THEFT OFFENSES 26
 All Other Larceny 16
 Purse-snatching 1
 Shoplifting 2
 Theft From Motor Vehicle 7

MOTOR VEHICLE THEFT 2
 Motor Vehicle Theft 2

COUNTERFEITING/FORGERY 3
 Counterfeiting/Forgery 3

DESTRUCTION/DAMAGE/VANDALISM OF PROPERTY 5
 Destruction/Damage/Vandalism of Property 5

FRAUD OFFENSES 5
 Credit Card/Automatic Teller Fraud 1
 False Pretenses/Swindle/Confidence Game 4

STOLEN PROPERTY OFFENSES 1
 Stolen Property Offenses 1

DRUG/NARCOTIC OFFENSES 4
 Drug/Narcotic Violations 4

Offenses (Group "A") by Agency

2011

COUNTY

AGENCY

OFFENSE CATEGORY

OFFENSE

OF OFFENSES

<u>New Cumberland PD</u>	<u>TOTAL</u>	<u>28</u>
ASSAULT OFFENSES		12
Simple Assault		12
BURGLARY/BREAKING & ENTERING		3
Burglary/Breaking & Entering		3
LARCENY/THEFT OFFENSES		6
All Other Larceny		6
COUNTERFEITING/FORGERY		1
Counterfeiting/Forgery		1
DESTRUCTION/DAMAGE/VANDALISM OF PROPERTY		2
Destruction/Damage/Vandalism of Property		2
STOLEN PROPERTY OFFENSES		1
Stolen Property Offenses		1
DRUG/NARCOTIC OFFENSES		3
Drug/Narcotic Violations		3

Offenses (Group "A") by Agency

2011

COUNTY

AGENCY

OFFENSE CATEGORY

OFFENSE

OF OFFENSES

<u>New Cumberland SP</u>	<u>TOTAL</u>	<u>54</u>
SEX OFFENSES, FORCIBLE		4
Forcible Fondling		2
Forcible Rape		2
ASSAULT OFFENSES		11
Aggravated Assault		1
Intimidation		6
Simple Assault		4
BURGLARY/BREAKING & ENTERING		2
Burglary/Breaking & Entering		2
LARCENY/THEFT OFFENSES		11
All Other Larceny		2
Shoplifting		1
Theft From Building		1
Theft From Motor Vehicle		1
Theft of Motor Vehicle Parts/Accessories		6
DESTRUCTION/DAMAGE/VANDALISM OF PROPERTY		4
Destruction/Damage/Vandalism of Property		4
FRAUD OFFENSES		15
Credit Card/Automatic Teller Fraud		1
False Pretenses/Swindle/Confidence Game		13
Wire Fraud		1
DRUG/NARCOTIC OFFENSES		6
Drug/Narcotic Violations		6
WEAPON LAW VIOLATIONS		1
Weapon Law Violations		1
<u>tf Hancock-Brooke Drug</u>	<u>TOTAL</u>	<u>3</u>
DRUG/NARCOTIC OFFENSES		3
Drug/Narcotic Violations		3

Offenses (Group "A") by Agency

2011

COUNTY

AGENCY

OFFENSE CATEGORY

OFFENSE

OF OFFENSES

<u>Weirton PD</u>	<u>TOTAL</u>	<u>705</u>
SEX OFFENSES, FORCIBLE		7
Forcible Fondling		3
Forcible Rape		2
Forcible Sodomy		2
SEX OFFENSES, NONFORCIBLE		2
Statutory Rape		2
ASSAULT OFFENSES		202
Aggravated Assault		6
Intimidation		1
Simple Assault		196
ROBBERY		6
Robbery		6
BURGLARY/BREAKING & ENTERING		64
Burglary/Breaking & Entering		64
LARCENY/THEFT OFFENSES		175
All Other Larceny		68
Shoplifting		67
Theft From Building		6
Theft From Motor Vehicle		33
Theft of Motor Vehicle Parts/Accessories		1
MOTOR VEHICLE THEFT		7
Motor Vehicle Theft		7
ARSON		6
Arson		6
COUNTERFEITING/FORGERY		11
Counterfeiting/Forgery		11
DESTRUCTION/DAMAGE/VANDALISM OF PROPERTY		102
Destruction/Damage/Vandalism of Property		102
EMBEZZLEMENT		6
Embezzlement		6
FRAUD OFFENSES		26
Credit Card/Automatic Teller Fraud		11
False Pretenses/Swindle/Confidence Game		14
Welfare Fraud		1
STOLEN PROPERTY OFFENSES		42
Stolen Property Offenses		42

Offenses (Group "A") by Agency

2011

COUNTY

AGENCY

OFFENSE CATEGORY

OFFENSE

OF OFFENSES

DRUG/NARCOTIC OFFENSES	37
Drug/Narcotic Violations	37
PROSTITUTION OFFENSES	1
Assisting or Promoting Prostitution	1
WEAPON LAW VIOLATIONS	10
Weapon Law Violations	10
Hardy County TOTAL	590

<u>Hardy Co SO</u>	<u>TOTAL</u>	<u>129</u>
SEX OFFENSES, FORCIBLE		1
Sexual Assault With An Object		1
ASSAULT OFFENSES		37
Aggravated Assault		11
Intimidation		1
Simple Assault		25
BURGLARY/BREAKING & ENTERING		19
Burglary/Breaking & Entering		19
LARCENY/THEFT OFFENSES		18
All Other Larceny		13
Theft From Building		1
Theft From Motor Vehicle		5
MOTOR VEHICLE THEFT		4
Motor Vehicle Theft		4
COUNTERFEITING/FORGERY		6
Counterfeiting/Forgery		6
DESTRUCTION/DAMAGE/VANDALISM OF PROPERTY		24
Destruction/Damage/Vandalism of Property		24
FRAUD OFFENSES		3
False Pretenses/Swindle/Confidence Game		2
Impersonation		1
STOLEN PROPERTY OFFENSES		1
Stolen Property Offenses		1
DRUG/NARCOTIC OFFENSES		13
Drug Equipment Violations		2
Drug/Narcotic Violations		13

Offenses (Group "A") by Agency

2011

COUNTY

AGENCY

OFFENSE CATEGORY

OFFENSE

OF OFFENSES

Moorefield PD	TOTAL	174
ASSAULT OFFENSES		43
Aggravated Assault		36
Intimidation		4
Simple Assault		4
ROBBERY		1
Robbery		1
BURGLARY/BREAKING & ENTERING		6
Burglary/Breaking & Entering		6
LARCENY/THEFT OFFENSES		53
All Other Larceny		26
Shoplifting		16
Theft From Building		6
Theft From Motor Vehicle		3
Theft of Motor Vehicle Parts/Accessories		2
MOTOR VEHICLE THEFT		5
Motor Vehicle Theft		5
COUNTERFEITING/FORGERY		13
Counterfeiting/Forgery		13
DESTRUCTION/DAMAGE/VANDALISM OF PROPERTY		22
Destruction/Damage/Vandalism of Property		22
EMBEZZLEMENT		1
Embezzlement		1
FRAUD OFFENSES		6
False Pretenses/Swindle/Confidence Game		5
Impersonation		1
STOLEN PROPERTY OFFENSES		1
Stolen Property Offenses		1
DRUG/NARCOTIC OFFENSES		19
Drug Equipment Violations		1
Drug/Narcotic Violations		19
WEAPON LAW VIOLATIONS		2
Weapon Law Violations		2

Offenses (Group "A") by Agency

2011

COUNTY

AGENCY

OFFENSE CATEGORY

OFFENSE

OF OFFENSES

<u>Moorefield SP</u>	<u>TOTAL</u>	<u>287</u>
HOMICIDE OFFENSES		1
Murder and Nonnegligent Manslaughter		1
SEX OFFENSES, FORCIBLE		3
Forcible Rape		1
Sexual Assault With An Object		2
ASSAULT OFFENSES		79
Aggravated Assault		15
Intimidation		22
Simple Assault		46
KIDNAPING/ABDUCTION		2
Kidnaping/Abduction		2
ROBBERY		1
Robbery		1
BURGLARY/BREAKING & ENTERING		43
Burglary/Breaking & Entering		43
LARCENY/THEFT OFFENSES		43
All Other Larceny		28
Shoplifting		4
Theft From Building		2
Theft From Motor Vehicle		3
Theft of Motor Vehicle Parts/Accessories		6
MOTOR VEHICLE THEFT		4
Motor Vehicle Theft		4
COUNTERFEITING/FORGERY		7
Counterfeiting/Forgery		7
DESTRUCTION/DAMAGE/VANDALISM OF PROPERTY		42
Destruction/Damage/Vandalism of Property		42
EMBEZZLEMENT		1
Embezzlement		1
FRAUD OFFENSES		14
False Pretenses/Swindle/Confidence Game		14
STOLEN PROPERTY OFFENSES		3
Stolen Property Offenses		3
DRUG/NARCOTIC OFFENSES		35
Drug Equipment Violations		5
Drug/Narcotic Violations		31

Offenses (Group "A") by Agency

2011

COUNTY

AGENCY

OFFENSE CATEGORY

OFFENSE

OF OFFENSES

WEAPON LAW VIOLATIONS

4

Weapon Law Violations

4

Harrison

County TOTAL

4021

Offenses (Group "A") by Agency

2011

COUNTY

AGENCY

OFFENSE CATEGORY

OFFENSE

OF OFFENSES

<u>Bridgeport PD</u>	<u>TOTAL</u>	<u>548</u>
SEX OFFENSES, FORCIBLE		4
Forcible Fondling		2
Forcible Rape		2
ASSAULT OFFENSES		72
Aggravated Assault		5
Intimidation		7
Simple Assault		60
ROBBERY		6
Robbery		6
BURGLARY/BREAKING & ENTERING		23
Burglary/Breaking & Entering		23
LARCENY/THEFT OFFENSES		281
All Other Larceny		59
Purse-snatching		3
Shoplifting		154
Theft From Building		15
Theft From Motor Vehicle		46
Theft of Motor Vehicle Parts/Accessories		4
MOTOR VEHICLE THEFT		2
Motor Vehicle Theft		2
COUNTERFEITING/FORGERY		16
Counterfeiting/Forgery		16
DESTRUCTION/DAMAGE/VANDALISM OF PROPERTY		56
Destruction/Damage/Vandalism of Property		56
EMBEZZLEMENT		6
Embezzlement		6
FRAUD OFFENSES		45
Credit Card/Automatic Teller Fraud		12
False Pretenses/Swindle/Confidence Game		30
Impersonation		5
STOLEN PROPERTY OFFENSES		3
Stolen Property Offenses		3
DRUG/NARCOTIC OFFENSES		24
Drug/Narcotic Violations		24
PORNOGRAPHY/OBSCENE MATERIAL		6
Pornography/Obscene Material		6

Offenses (Group "A") by Agency

2011

COUNTY

AGENCY

OFFENSE CATEGORY

OFFENSE

OF OFFENSES

WEAPON LAW VIOLATIONS
Weapon Law Violations

2
2

Offenses (Group "A") by Agency

2011

COUNTY

AGENCY

OFFENSE CATEGORY

OFFENSE

OF OFFENSES

<u>Bridgeport SP</u>	<u>TOTAL</u>	<u>604</u>
HOMICIDE OFFENSES		1
Murder and Nonnegligent Manslaughter		1
SEX OFFENSES, FORCIBLE		3
Forcible Fondling		1
Forcible Rape		1
Sexual Assault With An Object		1
ASSAULT OFFENSES		123
Aggravated Assault		11
Intimidation		18
Simple Assault		96
KIDNAPING/ABDUCTION		1
Kidnaping/Abduction		1
ROBBERY		3
Robbery		3
BURGLARY/BREAKING & ENTERING		101
Burglary/Breaking & Entering		101
LARCENY/THEFT OFFENSES		186
All Other Larceny		107
Shoplifting		6
Theft From Motor Vehicle		24
Theft of Motor Vehicle Parts/Accessories		51
MOTOR VEHICLE THEFT		25
Motor Vehicle Theft		25
COUNTERFEITING/FORGERY		13
Counterfeiting/Forgery		13
DESTRUCTION/DAMAGE/VANDALISM OF PROPERTY		102
Destruction/Damage/Vandalism of Property		102
EMBEZZLEMENT		3
Embezzlement		3
FRAUD OFFENSES		15
False Pretenses/Swindle/Confidence Game		12
Impersonation		3
DRUG/NARCOTIC OFFENSES		22
Drug/Narcotic Violations		22
PORNOGRAPHY/OBSCENE MATERIAL		1
Pornography/Obscene Material		1

Offenses (Group "A") by Agency

2011

COUNTY

AGENCY

OFFENSE CATEGORY

OFFENSE

OF OFFENSES

WEAPON LAW VIOLATIONS

1

Weapon Law Violations

1

Offenses (Group "A") by Agency

2011

COUNTY

AGENCY

OFFENSE CATEGORY

OFFENSE

OF OFFENSES

Clarksburg PD	TOTAL	1,599
SEX OFFENSES, FORCIBLE		23
Forcible Fondling		12
Forcible Rape		9
Forcible Sodomy		2
ASSAULT OFFENSES		363
Aggravated Assault		56
Intimidation		21
Simple Assault		288
KIDNAPING/ABDUCTION		4
Kidnaping/Abduction		4
ROBBERY		9
Robbery		9
BURGLARY/BREAKING & ENTERING		133
Burglary/Breaking & Entering		133
LARCENY/THEFT OFFENSES		597
All Other Larceny		326
Shoplifting		234
Theft From Motor Vehicle		37
MOTOR VEHICLE THEFT		27
Motor Vehicle Theft		27
ARSON		2
Arson		2
COUNTERFEITING/FORGERY		40
Counterfeiting/Forgery		40
DESTRUCTION/DAMAGE/VANDALISM OF PROPERTY		236
Destruction/Damage/Vandalism of Property		236
EMBEZZLEMENT		13
Embezzlement		13
EXTORTION/BLACKMAIL		1
Extortion/Blackmail		1
FRAUD OFFENSES		58
Credit Card/Automatic Teller Fraud		24
False Pretenses/Swindle/Confidence Game		31
Impersonation		3
STOLEN PROPERTY OFFENSES		6
Stolen Property Offenses		6

Offenses (Group "A") by Agency

2011

COUNTY

AGENCY

OFFENSE CATEGORY

OFFENSE

OF OFFENSES

		# OF OFFENSES
DRUG/NARCOTIC OFFENSES		71
	Drug Equipment Violations	1
	Drug/Narcotic Violations	70
PORNOGRAPHY/OBSCENE MATERIAL		2
	Pornography/Obscene Material	2
PROSTITUTION OFFENSES		2
	Assisting or Promoting Prostitution	1
	Prostitution	1
WEAPON LAW VIOLATIONS		10
	Weapon Law Violations	10
DNR - 1 - Harrison	TOTAL	11
ASSAULT OFFENSES		1
	Simple Assault	1
DRUG/NARCOTIC OFFENSES		1
	Drug/Narcotic Violations	1
WEAPON LAW VIOLATIONS		9
	Weapon Law Violations	9

Offenses (Group "A") by Agency

2011

COUNTY

AGENCY

OFFENSE CATEGORY

OFFENSE

OF OFFENSES

Harrison Co SO	TOTAL	910
HOMICIDE OFFENSES		3
Murder and Nonnegligent Manslaughter		3
SEX OFFENSES, FORCIBLE		14
Forcible Fondling		6
Sexual Assault With An Object		8
ASSAULT OFFENSES		161
Aggravated Assault		35
Intimidation		5
Simple Assault		123
ROBBERY		6
Robbery		6
BURGLARY/BREAKING & ENTERING		166
Burglary/Breaking & Entering		166
LARCENY/THEFT OFFENSES		283
All Other Larceny		263
Shoplifting		7
Theft From Motor Vehicle		22
MOTOR VEHICLE THEFT		23
Motor Vehicle Theft		23
ARSON		2
Arson		2
COUNTERFEITING/FORGERY		28
Counterfeiting/Forgery		28
DESTRUCTION/DAMAGE/VANDALISM OF PROPERTY		110
Destruction/Damage/Vandalism of Property		110
EMBEZZLEMENT		5
Embezzlement		5
FRAUD OFFENSES		33
Credit Card/Automatic Teller Fraud		20
False Pretenses/Swindle/Confidence Game		12
Impersonation		1
STOLEN PROPERTY OFFENSES		3
Stolen Property Offenses		3
DRUG/NARCOTIC OFFENSES		55
Drug/Narcotic Violations		55
PROSTITUTION OFFENSES		1

Offenses (Group "A") by Agency

2011

COUNTY

AGENCY

OFFENSE CATEGORY

OFFENSE

OF OFFENSES

	# OF OFFENSES
Prostitution	1
WEAPON LAW VIOLATIONS	6
Weapon Law Violations	6
Lumberport PD	13
ASSAULT OFFENSES	5
Simple Assault	5
BURGLARY/BREAKING & ENTERING	3
Burglary/Breaking & Entering	3
LARCENY/THEFT OFFENSES	1
All Other Larceny	1
MOTOR VEHICLE THEFT	1
Motor Vehicle Theft	1
DESTRUCTION/DAMAGE/VANDALISM OF PROPERTY	2
Destruction/Damage/Vandalism of Property	2
FRAUD OFFENSES	1
False Pretenses/Swindle/Confidence Game	1

Offenses (Group "A") by Agency

2011

COUNTY

AGENCY

OFFENSE CATEGORY

OFFENSE

OF OFFENSES

<u>Nutter Fort PD</u>	<u>TOTAL</u>	<u>111</u>
SEX OFFENSES, FORCIBLE		2
Forcible Fondling		1
Forcible Sodomy		1
ASSAULT OFFENSES		25
Aggravated Assault		3
Simple Assault		22
BURGLARY/BREAKING & ENTERING		10
Burglary/Breaking & Entering		10
LARCENY/THEFT OFFENSES		49
All Other Larceny		36
Shoplifting		5
Theft From Building		4
Theft From Motor Vehicle		4
MOTOR VEHICLE THEFT		1
Motor Vehicle Theft		1
DESTRUCTION/DAMAGE/VANDALISM OF PROPERTY		18
Destruction/Damage/Vandalism of Property		18
EMBEZZLEMENT		1
Embezzlement		1
FRAUD OFFENSES		1
False Pretenses/Swindle/Confidence Game		1
STOLEN PROPERTY OFFENSES		1
Stolen Property Offenses		1
DRUG/NARCOTIC OFFENSES		3
Drug/Narcotic Violations		3

Offenses (Group "A") by Agency

2011

COUNTY

AGENCY

OFFENSE CATEGORY

OFFENSE

OF OFFENSES

<u>Shinnston PD</u>	<u>TOTAL</u>	<u>162</u>
SEX OFFENSES, FORCIBLE		3
Forcible Fondling		2
Sexual Assault With An Object		1
ASSAULT OFFENSES		27
Aggravated Assault		9
Intimidation		3
Simple Assault		15
ROBBERY		2
Robbery		2
BURGLARY/BREAKING & ENTERING		23
Burglary/Breaking & Entering		23
LARCENY/THEFT OFFENSES		46
All Other Larceny		41
Theft From Motor Vehicle		5
MOTOR VEHICLE THEFT		2
Motor Vehicle Theft		2
COUNTERFEITING/FORGERY		4
Counterfeiting/Forgery		4
DESTRUCTION/DAMAGE/VANDALISM OF PROPERTY		26
Destruction/Damage/Vandalism of Property		26
FRAUD OFFENSES		4
Credit Card/Automatic Teller Fraud		1
False Pretenses/Swindle/Confidence Game		3
DRUG/NARCOTIC OFFENSES		17
Drug Equipment Violations		9
Drug/Narcotic Violations		13
PROSTITUTION OFFENSES		1
Prostitution		1
WEAPON LAW VIOLATIONS		2
Weapon Law Violations		2
<u>Stonewood PD</u>	<u>TOTAL</u>	<u>4</u>
LARCENY/THEFT OFFENSES		1
Theft From Motor Vehicle		1
DESTRUCTION/DAMAGE/VANDALISM OF PROPERTY		3
Destruction/Damage/Vandalism of Property		3

Offenses (Group "A") by Agency

2011

COUNTY

AGENCY

OFFENSE CATEGORY

OFFENSE

OF OFFENSES

COUNTY	AGENCY	OFFENSE CATEGORY	OFFENSE	# OF OFFENSES
	tf Harrison Co Drug & Vio Crime	TOTAL		59
		DRUG/NARCOTIC OFFENSES		59
		Drug/Narcotic Violations		59
Jackson	County	TOTAL		768
	DNR - 6 - Jackson	TOTAL		2
		WEAPON LAW VIOLATIONS		2
		Weapon Law Violations		2
	Jackson Co SO	TOTAL		104
		ASSAULT OFFENSES		49
		Aggravated Assault		6
		Intimidation		2
		Simple Assault		41
		BURGLARY/BREAKING & ENTERING		4
		Burglary/Breaking & Entering		4
		LARCENY/THEFT OFFENSES		41
		All Other Larceny		15
		Shoplifting		1
		Theft From Building		25
		MOTOR VEHICLE THEFT		9
		Motor Vehicle Theft		9
		WEAPON LAW VIOLATIONS		1
		Weapon Law Violations		1

Offenses (Group "A") by Agency

2011

COUNTY

AGENCY

OFFENSE CATEGORY

OFFENSE

OF OFFENSES

<u>Ravenswood PD</u>	<u>TOTAL</u>	<u>218</u>
SEX OFFENSES, FORCIBLE		2
Sexual Assault With An Object		2
ASSAULT OFFENSES		40
Aggravated Assault		7
Intimidation		8
Simple Assault		25
BURGLARY/BREAKING & ENTERING		16
Burglary/Breaking & Entering		16
LARCENY/THEFT OFFENSES		65
All Other Larceny		22
Purse-snatching		1
Shoplifting		6
Theft From Building		26
Theft From Motor Vehicle		9
Theft of Motor Vehicle Parts/Accessories		1
MOTOR VEHICLE THEFT		1
Motor Vehicle Theft		1
ARSON		1
Arson		1
COUNTERFEITING/FORGERY		6
Counterfeiting/Forgery		6
DESTRUCTION/DAMAGE/VANDALISM OF PROPERTY		57
Destruction/Damage/Vandalism of Property		57
FRAUD OFFENSES		7
False Pretenses/Swindle/Confidence Game		6
Impersonation		1
DRUG/NARCOTIC OFFENSES		23
Drug/Narcotic Violations		23

Offenses (Group "A") by Agency

2011

COUNTY

AGENCY

OFFENSE CATEGORY

OFFENSE

OF OFFENSES

Ripley PD	TOTAL	93
SEX OFFENSES, FORCIBLE		1
Forcible Fondling		1
ASSAULT OFFENSES		20
Aggravated Assault		1
Intimidation		6
Simple Assault		14
BURGLARY/BREAKING & ENTERING		4
Burglary/Breaking & Entering		4
LARCENY/THEFT OFFENSES		31
All Other Larceny		15
Purse-snatching		3
Shoplifting		1
Theft From Building		2
Theft From Motor Vehicle		9
Theft of Motor Vehicle Parts/Accessories		1
MOTOR VEHICLE THEFT		3
Motor Vehicle Theft		3
COUNTERFEITING/FORGERY		1
Counterfeiting/Forgery		1
DESTRUCTION/DAMAGE/VANDALISM OF PROPERTY		16
Destruction/Damage/Vandalism of Property		16
EMBEZZLEMENT		3
Embezzlement		3
FRAUD OFFENSES		6
Credit Card/Automatic Teller Fraud		3
False Pretenses/Swindle/Confidence Game		3
DRUG/NARCOTIC OFFENSES		7
Drug Equipment Violations		2
Drug/Narcotic Violations		5

Offenses (Group "A") by Agency

2011

COUNTY

AGENCY

OFFENSE CATEGORY

OFFENSE

OF OFFENSES

Ripley SP	TOTAL	351
SEX OFFENSES, FORCIBLE		4
Forcible Fondling		3
Sexual Assault With An Object		1
ASSAULT OFFENSES		87
Aggravated Assault		5
Intimidation		33
Simple Assault		50
KIDNAPING/ABDUCTION		1
Kidnaping/Abduction		1
BURGLARY/BREAKING & ENTERING		36
Burglary/Breaking & Entering		36
LARCENY/THEFT OFFENSES		76
All Other Larceny		37
Purse-snatching		1
Theft From Building		2
Theft From Coin Operated Machine or Device		2
Theft From Motor Vehicle		10
Theft of Motor Vehicle Parts/Accessories		24
MOTOR VEHICLE THEFT		6
Motor Vehicle Theft		6
COUNTERFEITING/FORGERY		4
Counterfeiting/Forgery		4
DESTRUCTION/DAMAGE/VANDALISM OF PROPERTY		70
Destruction/Damage/Vandalism of Property		70
EMBEZZLEMENT		1
Embezzlement		1
FRAUD OFFENSES		20
Credit Card/Automatic Teller Fraud		1
False Pretenses/Swindle/Confidence Game		15
Impersonation		4
STOLEN PROPERTY OFFENSES		3
Stolen Property Offenses		3
DRUG/NARCOTIC OFFENSES		37
Drug Equipment Violations		3
Drug/Narcotic Violations		35

Offenses (Group "A") by Agency

2011

COUNTY

AGENCY

OFFENSE CATEGORY

OFFENSE

OF OFFENSES

	WEAPON LAW VIOLATIONS	4
	Weapon Law Violations	4
Jefferson	County TOTAL	1519

<u>Charles Town PD</u>	<u>TOTAL</u>	<u>107</u>
	ASSAULT OFFENSES	19
	Aggravated Assault	1
	Intimidation	2
	Simple Assault	16
	BURGLARY/BREAKING & ENTERING	14
	Burglary/Breaking & Entering	14
	LARCENY/THEFT OFFENSES	43
	All Other Larceny	30
	Pocket-picking	1
	Shoplifting	2
	Theft From Building	3
	Theft From Motor Vehicle	7
	MOTOR VEHICLE THEFT	3
	Motor Vehicle Theft	3
	COUNTERFEITING/FORGERY	4
	Counterfeiting/Forgery	4
	DESTRUCTION/DAMAGE/VANDALISM OF PROPERTY	16
	Destruction/Damage/Vandalism of Property	16
	FRAUD OFFENSES	1
	False Pretenses/Swindle/Confidence Game	1
	DRUG/NARCOTIC OFFENSES	7
	Drug/Narcotic Violations	7
DNR - 2 - Jefferson	TOTAL	2
	DRUG/NARCOTIC OFFENSES	2
	Drug/Narcotic Violations	2

Offenses (Group "A") by Agency

2011

COUNTY

AGENCY

OFFENSE CATEGORY

OFFENSE

OF OFFENSES

Harpers Ferry PD	TOTAL	6
ASSAULT OFFENSES		2
Intimidation		2
BURGLARY/BREAKING & ENTERING		1
Burglary/Breaking & Entering		1
DESTRUCTION/DAMAGE/VANDALISM OF PROPERTY		1
Destruction/Damage/Vandalism of Property		1
STOLEN PROPERTY OFFENSES		2
Stolen Property Offenses		2

Offenses (Group "A") by Agency

2011

COUNTY

AGENCY

OFFENSE CATEGORY

OFFENSE

OF OFFENSES

Jefferson Co SO	TOTAL	519
SEX OFFENSES, FORCIBLE		7
Forcible Fondling		6
Forcible Rape		1
SEX OFFENSES, NONFORCIBLE		2
Incest		1
Statutory Rape		1
ASSAULT OFFENSES		91
Aggravated Assault		11
Intimidation		6
Simple Assault		74
ROBBERY		4
Robbery		4
BURGLARY/BREAKING & ENTERING		26
Burglary/Breaking & Entering		26
LARCENY/THEFT OFFENSES		270
All Other Larceny		223
Shoplifting		23
Theft From Building		16
Theft From Motor Vehicle		5
Theft of Motor Vehicle Parts/Accessories		3
MOTOR VEHICLE THEFT		2
Motor Vehicle Theft		2
COUNTERFEITING/FORGERY		5
Counterfeiting/Forgery		5
DESTRUCTION/DAMAGE/VANDALISM OF PROPERTY		79
Destruction/Damage/Vandalism of Property		79
FRAUD OFFENSES		24
False Pretenses/Swindle/Confidence Game		21
Impersonation		3
DRUG/NARCOTIC OFFENSES		6
Drug/Narcotic Violations		6
WEAPON LAW VIOLATIONS		3
Weapon Law Violations		3

Offenses (Group "A") by Agency

2011

COUNTY

AGENCY

OFFENSE CATEGORY

OFFENSE

OF OFFENSES

<u>Kearneysville SP</u>	<u>TOTAL</u>	<u>772</u>
SEX OFFENSES, FORCIBLE		8
Forcible Fondling		4
Sexual Assault With An Object		4
ASSAULT OFFENSES		163
Aggravated Assault		30
Intimidation		21
Simple Assault		114
KIDNAPING/ABDUCTION		1
Kidnaping/Abduction		1
ROBBERY		2
Robbery		2
BURGLARY/BREAKING & ENTERING		92
Burglary/Breaking & Entering		92
LARCENY/THEFT OFFENSES		217
All Other Larceny		31
Shoplifting		70
Theft From Building		55
Theft From Motor Vehicle		29
Theft of Motor Vehicle Parts/Accessories		32
MOTOR VEHICLE THEFT		13
Motor Vehicle Theft		13
ARSON		2
Arson		2
COUNTERFEITING/FORGERY		10
Counterfeiting/Forgery		10
DESTRUCTION/DAMAGE/VANDALISM OF PROPERTY		98
Destruction/Damage/Vandalism of Property		98
EMBEZZLEMENT		3
Embezzlement		3
FRAUD OFFENSES		49
Credit Card/Automatic Teller Fraud		15
False Pretenses/Swindle/Confidence Game		40
Impersonation		2
STOLEN PROPERTY OFFENSES		8
Stolen Property Offenses		8
DRUG/NARCOTIC OFFENSES		88

Offenses (Group "A") by Agency

2011

COUNTY

AGENCY

OFFENSE CATEGORY

OFFENSE

OF OFFENSES

	Drug/Narcotic Violations	88
	GAMBLING OFFENSES	1
	Betting/Wagering	1
	WEAPON LAW VIOLATIONS	7
	Weapon Law Violations	7
Ranson PD	TOTAL	66
	SEX OFFENSES, FORCIBLE	1
	Forcible Rape	1
	ASSAULT OFFENSES	11
	Intimidation	2
	Simple Assault	9
	ROBBERY	1
	Robbery	1
	BURGLARY/BREAKING & ENTERING	3
	Burglary/Breaking & Entering	3
	LARCENY/THEFT OFFENSES	29
	All Other Larceny	21
	Shoplifting	5
	Theft From Motor Vehicle	3
	COUNTERFEITING/FORGERY	4
	Counterfeiting/Forgery	4
	DESTRUCTION/DAMAGE/VANDALISM OF PROPERTY	6
	Destruction/Damage/Vandalism of Property	6
	FRAUD OFFENSES	2
	False Pretenses/Swindle/Confidence Game	1
	Impersonation	1
	STOLEN PROPERTY OFFENSES	1
	Stolen Property Offenses	1
	DRUG/NARCOTIC OFFENSES	8
	Drug/Narcotic Violations	8

Offenses (Group "A") by Agency

2011

COUNTY

AGENCY

OFFENSE CATEGORY

OFFENSE

OF OFFENSES

AGENCY	TOTAL	# OF OFFENSES
Shepherd University	TOTAL	43
ASSAULT OFFENSES		5
Intimidation		1
Simple Assault		4
BURGLARY/BREAKING & ENTERING		2
Burglary/Breaking & Entering		2
LARCENY/THEFT OFFENSES		18
All Other Larceny		16
Theft From Building		1
Theft From Motor Vehicle		1
MOTOR VEHICLE THEFT		1
Motor Vehicle Theft		1
DESTRUCTION/DAMAGE/VANDALISM OF PROPERTY		6
Destruction/Damage/Vandalism of Property		6
DRUG/NARCOTIC OFFENSES		11
Drug/Narcotic Violations		11
Shepherdstown PD	TOTAL	4
ASSAULT OFFENSES		1
Simple Assault		1
LARCENY/THEFT OFFENSES		1
All Other Larceny		1
DESTRUCTION/DAMAGE/VANDALISM OF PROPERTY		2
Destruction/Damage/Vandalism of Property		2
KANAWHA County TOTAL		17796
BCI - SO Charleston	TOTAL	55
DRUG/NARCOTIC OFFENSES		53
Drug/Narcotic Violations		53
WEAPON LAW VIOLATIONS		2
Weapon Law Violations		2
Cedar Grove PD	TOTAL	5
LARCENY/THEFT OFFENSES		5
All Other Larceny		4
Theft From Building		1

Offenses (Group "A") by Agency

2011

COUNTY

AGENCY

OFFENSE CATEGORY

OFFENSE

OF OFFENSES

<u>Charleston PD</u>	<u>TOTAL</u>	<u>6,962</u>
HOMICIDE OFFENSES		5
Murder and Nonnegligent Manslaughter		5
SEX OFFENSES, FORCIBLE		81
Forcible Fondling		27
Forcible Rape		23
Forcible Sodomy		12
Sexual Assault With An Object		19
SEX OFFENSES, NONFORCIBLE		1
Statutory Rape		1
ASSAULT OFFENSES		1,673
Aggravated Assault		288
Intimidation		277
Simple Assault		1,183
KIDNAPING/ABDUCTION		16
Kidnaping/Abduction		16
ROBBERY		118
Robbery		118
BURGLARY/BREAKING & ENTERING		661
Burglary/Breaking & Entering		661
LARCENY/THEFT OFFENSES		2,284
All Other Larceny		886
Purse-snatching		8
Shoplifting		904
Theft From Building		3
Theft From Coin Operated Machine or Device		1
Theft From Motor Vehicle		478
Theft of Motor Vehicle Parts/Accessories		11
MOTOR VEHICLE THEFT		157
Motor Vehicle Theft		157
ARSON		33
Arson		33
COUNTERFEITING/FORGERY		119
Counterfeiting/Forgery		119
DESTRUCTION/DAMAGE/VANDALISM OF PROPERTY		600
Destruction/Damage/Vandalism of Property		600

Offenses (Group "A") by Agency

2011

COUNTY

AGENCY

OFFENSE CATEGORY

OFFENSE

OF OFFENSES

EMBEZZLEMENT	60
Embezzlement	60
EXTORTION/BLACKMAIL	3
Extortion/Blackmail	3
FRAUD OFFENSES	247
Credit Card/Automatic Teller Fraud	149
False Pretenses/Swindle/Confidence Game	71
Impersonation	28
STOLEN PROPERTY OFFENSES	59
Stolen Property Offenses	59
DRUG/NARCOTIC OFFENSES	695
Drug Equipment Violations	5
Drug/Narcotic Violations	690
PORNOGRAPHY/OBSCENE MATERIAL	1
Pornography/Obscene Material	1
PROSTITUTION OFFENSES	12
Assisting or Promoting Prostitution	11
Prostitution	1
WEAPON LAW VIOLATIONS	54
Weapon Law Violations	54
DNR - 5 - Kanawha	TOTAL
	2
GAMBLING OFFENSES	2
Operating/Promoting/Assisting Gambling	2

Offenses (Group "A") by Agency

2011

COUNTY

AGENCY

OFFENSE CATEGORY

OFFENSE

OF OFFENSES

<u>Dunbar PD</u>	<u>TOTAL</u>	<u>578</u>
HOMICIDE OFFENSES		1
Murder and Nonnegligent Manslaughter		1
SEX OFFENSES, FORCIBLE		4
Forcible Rape		3
Forcible Sodomy		1
SEX OFFENSES, NONFORCIBLE		1
Statutory Rape		1
ASSAULT OFFENSES		173
Aggravated Assault		21
Intimidation		3
Simple Assault		151
KIDNAPING/ABDUCTION		2
Kidnaping/Abduction		2
ROBBERY		9
Robbery		9
BURGLARY/BREAKING & ENTERING		48
Burglary/Breaking & Entering		48
LARCENY/THEFT OFFENSES		126
All Other Larceny		84
Purse-snatching		3
Shoplifting		9
Theft From Building		7
Theft From Motor Vehicle		20
Theft of Motor Vehicle Parts/Accessories		3
MOTOR VEHICLE THEFT		10
Motor Vehicle Theft		10
ARSON		5
Arson		5
COUNTERFEITING/FORGERY		17
Counterfeiting/Forgery		17
DESTRUCTION/DAMAGE/VANDALISM OF PROPERTY		92
Destruction/Damage/Vandalism of Property		92
FRAUD OFFENSES		23
Credit Card/Automatic Teller Fraud		12
False Pretenses/Swindle/Confidence Game		10
Wire Fraud		1

Offenses (Group "A") by Agency

2011

COUNTY

AGENCY

OFFENSE CATEGORY

OFFENSE

OF OFFENSES

STOLEN PROPERTY OFFENSES	12
Stolen Property Offenses	12
DRUG/NARCOTIC OFFENSES	40
Drug/Narcotic Violations	40
WEAPON LAW VIOLATIONS	13
Weapon Law Violations	13
East Bank PD	2
TOTAL	2
BURGLARY/BREAKING & ENTERING	1
Burglary/Breaking & Entering	1
DESTRUCTION/DAMAGE/VANDALISM OF PROPERTY	1
Destruction/Damage/Vandalism of Property	1
Glasgow PD	35
TOTAL	35
ASSAULT OFFENSES	4
Intimidation	2
Simple Assault	2
BURGLARY/BREAKING & ENTERING	2
Burglary/Breaking & Entering	2
LARCENY/THEFT OFFENSES	15
All Other Larceny	7
Purse-snatching	1
Theft From Building	3
Theft From Motor Vehicle	4
DESTRUCTION/DAMAGE/VANDALISM OF PROPERTY	14
Destruction/Damage/Vandalism of Property	14
ICAC Unit	20
TOTAL	20
SEX OFFENSES, FORCIBLE	1
Forcible Rape	1
ASSAULT OFFENSES	1
Intimidation	1
PORNOGRAPHY/OBSCENE MATERIAL	18
Pornography/Obscene Material	18

Offenses (Group "A") by Agency

2011

COUNTY

AGENCY

OFFENSE CATEGORY

OFFENSE

OF OFFENSES

<u>Kanawha Co Parks</u>	<u>TOTAL</u>	<u>5</u>
BURGLARY/BREAKING & ENTERING		2
Burglary/Breaking & Entering		2
LARCENY/THEFT OFFENSES		2
All Other Larceny		1
Theft From Motor Vehicle		1
WEAPON LAW VIOLATIONS		1
Weapon Law Violations		1

Offenses (Group "A") by Agency

2011

COUNTY

AGENCY

OFFENSE CATEGORY

OFFENSE

OF OFFENSES

<u>Kanawha Co SO</u>	<u>TOTAL</u>	<u>4,882</u>
HOMICIDE OFFENSES		1
Murder and Nonnegligent Manslaughter		1
SEX OFFENSES, FORCIBLE		70
Forcible Fondling		26
Forcible Rape		14
Forcible Sodomy		2
Sexual Assault With An Object		28
SEX OFFENSES, NONFORCIBLE		3
Statutory Rape		3
ASSAULT OFFENSES		1,600
Aggravated Assault		189
Intimidation		79
Simple Assault		1,355
KIDNAPING/ABDUCTION		6
Kidnaping/Abduction		6
ROBBERY		27
Robbery		27
BURGLARY/BREAKING & ENTERING		671
Burglary/Breaking & Entering		671
LARCENY/THEFT OFFENSES		971
All Other Larceny		556
Purse-snatching		1
Shoplifting		86
Theft From Building		11
Theft From Motor Vehicle		311
Theft of Motor Vehicle Parts/Accessories		9
MOTOR VEHICLE THEFT		166
Motor Vehicle Theft		166
ARSON		29
Arson		29
COUNTERFEITING/FORGERY		55
Counterfeiting/Forgery		55
DESTRUCTION/DAMAGE/VANDALISM OF PROPERTY		623
Destruction/Damage/Vandalism of Property		623
EMBEZZLEMENT		13
Embezzlement		13

Offenses (Group "A") by Agency

2011

COUNTY

AGENCY

OFFENSE CATEGORY

OFFENSE

OF OFFENSES

FRAUD OFFENSES	115
Credit Card/Automatic Teller Fraud	54
False Pretenses/Swindle/Confidence Game	59
Impersonation	5
Wire Fraud	1
STOLEN PROPERTY OFFENSES	86
Stolen Property Offenses	86
DRUG/NARCOTIC OFFENSES	280
Drug Equipment Violations	51
Drug/Narcotic Violations	248
PORNOGRAPHY/OBSCENE MATERIAL	28
Pornography/Obscene Material	28
PROSTITUTION OFFENSES	1
Prostitution	1
WEAPON LAW VIOLATIONS	88
Weapon Law Violations	88
Marmet PD	TOTAL
	27
ASSAULT OFFENSES	2
Simple Assault	2
BURGLARY/BREAKING & ENTERING	6
Burglary/Breaking & Entering	6
LARCENY/THEFT OFFENSES	15
All Other Larceny	8
Shoplifting	1
Theft From Building	3
Theft From Motor Vehicle	3
MOTOR VEHICLE THEFT	4
Motor Vehicle Theft	4

Offenses (Group "A") by Agency

2011

COUNTY

AGENCY

OFFENSE CATEGORY

OFFENSE

OF OFFENSES

<u>Nitro PD</u>	<u>TOTAL</u>	<u>598</u>
SEX OFFENSES, FORCIBLE		4
Forcible Rape		3
Sexual Assault With An Object		1
SEX OFFENSES, NONFORCIBLE		1
Statutory Rape		1
ASSAULT OFFENSES		67
Aggravated Assault		11
Intimidation		4
Simple Assault		54
ROBBERY		3
Robbery		3
BURGLARY/BREAKING & ENTERING		43
Burglary/Breaking & Entering		43
LARCENY/THEFT OFFENSES		233
All Other Larceny		86
Purse-snatching		5
Shoplifting		109
Theft From Building		2
Theft From Coin Operated Machine or Device		1
Theft From Motor Vehicle		29
Theft of Motor Vehicle Parts/Accessories		2
MOTOR VEHICLE THEFT		19
Motor Vehicle Theft		19
ARSON		3
Arson		3
BRIBERY		1
Bribery		1
COUNTERFEITING/FORGERY		27
Counterfeiting/Forgery		27
DESTRUCTION/DAMAGE/VANDALISM OF PROPERTY		41
Destruction/Damage/Vandalism of Property		41
EMBEZZLEMENT		1
Embezzlement		1
FRAUD OFFENSES		24
Credit Card/Automatic Teller Fraud		11
False Pretenses/Swindle/Confidence Game		13

Offenses (Group "A") by Agency

2011

COUNTY

AGENCY

OFFENSE CATEGORY

OFFENSE

OF OFFENSES

Wire Fraud	1
STOLEN PROPERTY OFFENSES	11
Stolen Property Offenses	11
DRUG/NARCOTIC OFFENSES	95
Drug/Narcotic Violations	95
PORNOGRAPHY/OBSCENE MATERIAL	3
Pornography/Obscene Material	3
WEAPON LAW VIOLATIONS	18
Weapon Law Violations	18

Offenses (Group "A") by Agency

2011

COUNTY

AGENCY

OFFENSE CATEGORY

OFFENSE

OF OFFENSES

Quincy SP	TOTAL	583
HOMICIDE OFFENSES		1
Murder and Nonnegligent Manslaughter		1
SEX OFFENSES, FORCIBLE		3
Forcible Fondling		1
Forcible Rape		1
Forcible Sodomy		1
ASSAULT OFFENSES		37
Aggravated Assault		10
Intimidation		11
Simple Assault		16
BURGLARY/BREAKING & ENTERING		33
Burglary/Breaking & Entering		33
LARCENY/THEFT OFFENSES		124
All Other Larceny		80
Shoplifting		19
Theft From Building		1
Theft From Motor Vehicle		9
Theft of Motor Vehicle Parts/Accessories		18
MOTOR VEHICLE THEFT		13
Motor Vehicle Theft		13
ARSON		2
Arson		2
COUNTERFEITING/FORGERY		17
Counterfeiting/Forgery		17
DESTRUCTION/DAMAGE/VANDALISM OF PROPERTY		52
Destruction/Damage/Vandalism of Property		52
EMBEZZLEMENT		9
Embezzlement		9
FRAUD OFFENSES		24
Credit Card/Automatic Teller Fraud		1
False Pretenses/Swindle/Confidence Game		19
Impersonation		4
STOLEN PROPERTY OFFENSES		13
Stolen Property Offenses		13
DRUG/NARCOTIC OFFENSES		232
Drug Equipment Violations		13

Offenses (Group "A") by Agency

2011

COUNTY

AGENCY

OFFENSE CATEGORY

OFFENSE

OF OFFENSES

Drug/Narcotic Violations	229
PORNOGRAPHY/OBSCENE MATERIAL	1
Pornography/Obscene Material	1
WEAPON LAW VIOLATIONS	9
Weapon Law Violations	9

Offenses (Group "A") by Agency

2011

COUNTY

AGENCY

OFFENSE CATEGORY

OFFENSE

OF OFFENSES

So Charleston SP	TOTAL	1,430
SEX OFFENSES, FORCIBLE		20
Forcible Fondling		8
Forcible Rape		10
Forcible Sodomy		1
Sexual Assault With An Object		1
SEX OFFENSES, NONFORCIBLE		2
Statutory Rape		2
ASSAULT OFFENSES		155
Aggravated Assault		24
Intimidation		32
Simple Assault		99
KIDNAPING/ABDUCTION		1
Kidnaping/Abduction		1
ROBBERY		4
Robbery		4
BURGLARY/BREAKING & ENTERING		64
Burglary/Breaking & Entering		64
LARCENY/THEFT OFFENSES		445
All Other Larceny		115
Pocket-picking		1
Shoplifting		9
Theft From Building		1
Theft From Motor Vehicle		19
Theft of Motor Vehicle Parts/Accessories		303
MOTOR VEHICLE THEFT		33
Motor Vehicle Theft		33
ARSON		1
Arson		1
COUNTERFEITING/FORGERY		36
Counterfeiting/Forgery		36
DESTRUCTION/DAMAGE/VANDALISM OF PROPERTY		83
Destruction/Damage/Vandalism of Property		83
EMBEZZLEMENT		3
Embezzlement		3
FRAUD OFFENSES		97
Credit Card/Automatic Teller Fraud		13

Offenses (Group "A") by Agency

2011

COUNTY

AGENCY

OFFENSE CATEGORY

OFFENSE

OF OFFENSES

False Pretenses/Swindle/Confidence Game	70
Impersonation	18
STOLEN PROPERTY OFFENSES	21
Stolen Property Offenses	21
DRUG/NARCOTIC OFFENSES	382
Drug Equipment Violations	89
Drug/Narcotic Violations	349
PORNOGRAPHY/OBSCENE MATERIAL	1
Pornography/Obscene Material	1
WEAPON LAW VIOLATIONS	19
Weapon Law Violations	19

Offenses (Group "A") by Agency

2011

COUNTY

AGENCY

OFFENSE CATEGORY

OFFENSE

OF OFFENSES

South Charleston PD	TOTAL	1,396
HOMICIDE OFFENSES		2
Murder and Nonnegligent Manslaughter		2
SEX OFFENSES, FORCIBLE		11
Forcible Fondling		6
Forcible Rape		3
Sexual Assault With An Object		2
ASSAULT OFFENSES		247
Aggravated Assault		59
Intimidation		29
Simple Assault		173
KIDNAPING/ABDUCTION		2
Kidnaping/Abduction		2
ROBBERY		7
Robbery		7
BURGLARY/BREAKING & ENTERING		77
Burglary/Breaking & Entering		77
LARCENY/THEFT OFFENSES		464
All Other Larceny		237
Shoplifting		154
Theft From Building		4
Theft From Coin Operated Machine or Device		1
Theft From Motor Vehicle		63
Theft of Motor Vehicle Parts/Accessories		5
MOTOR VEHICLE THEFT		32
Motor Vehicle Theft		32
ARSON		1
Arson		1
COUNTERFEITING/FORGERY		41
Counterfeiting/Forgery		41
DESTRUCTION/DAMAGE/VANDALISM OF PROPERTY		161
Destruction/Damage/Vandalism of Property		161
EMBEZZLEMENT		10
Embezzlement		10
EXTORTION/BLACKMAIL		2
Extortion/Blackmail		2
FRAUD OFFENSES		71

Offenses (Group "A") by Agency

2011

COUNTY

AGENCY

OFFENSE CATEGORY

OFFENSE

OF OFFENSES

Credit Card/Automatic Teller Fraud	39
False Pretenses/Swindle/Confidence Game	34
Impersonation	1
STOLEN PROPERTY OFFENSES	26
Stolen Property Offenses	26
DRUG/NARCOTIC OFFENSES	205
Drug Equipment Violations	5
Drug/Narcotic Violations	202
PORNOGRAPHY/OBSCENE MATERIAL	1
Pornography/Obscene Material	1
PROSTITUTION OFFENSES	1
Assisting or Promoting Prostitution	1
WEAPON LAW VIOLATIONS	16
Weapon Law Violations	16

Offenses (Group "A") by Agency

2011

COUNTY

AGENCY

OFFENSE CATEGORY

OFFENSE

OF OFFENSES

St Albans PD	TOTAL	922
HOMICIDE OFFENSES		1
Murder and Nonnegligent Manslaughter		1
SEX OFFENSES, FORCIBLE		6
Forcible Fondling		2
Forcible Rape		3
Sexual Assault With An Object		1
SEX OFFENSES, NONFORCIBLE		1
Statutory Rape		1
ASSAULT OFFENSES		142
Aggravated Assault		20
Intimidation		13
Simple Assault		110
ROBBERY		14
Robbery		14
BURGLARY/BREAKING & ENTERING		106
Burglary/Breaking & Entering		106
LARCENY/THEFT OFFENSES		390
All Other Larceny		116
Pocket-picking		1
Purse-snatching		2
Shoplifting		163
Theft From Building		4
Theft From Coin Operated Machine or Device		1
Theft From Motor Vehicle		94
Theft of Motor Vehicle Parts/Accessories		11
MOTOR VEHICLE THEFT		25
Motor Vehicle Theft		25
ARSON		3
Arson		3
COUNTERFEITING/FORGERY		25
Counterfeiting/Forgery		25
DESTRUCTION/DAMAGE/VANDALISM OF PROPERTY		109
Destruction/Damage/Vandalism of Property		109
EMBEZZLEMENT		4
Embezzlement		4

Offenses (Group "A") by Agency

2011

COUNTY

AGENCY

OFFENSE CATEGORY

OFFENSE

OF OFFENSES

FRAUD OFFENSES	30
Credit Card/Automatic Teller Fraud	19
False Pretenses/Swindle/Confidence Game	11
STOLEN PROPERTY OFFENSES	15
Stolen Property Offenses	15
DRUG/NARCOTIC OFFENSES	36
Drug Equipment Violations	3
Drug/Narcotic Violations	33
WEAPON LAW VIOLATIONS	12
Weapon Law Violations	12
tf Metro Drug Enforcement	209
ASSAULT OFFENSES	1
Aggravated Assault	1
DRUG/NARCOTIC OFFENSES	202
Drug Equipment Violations	8
Drug/Narcotic Violations	195
PROSTITUTION OFFENSES	1
Assisting or Promoting Prostitution	1
WEAPON LAW VIOLATIONS	4
Weapon Law Violations	4
Turnpike - Kanawha	33
ASSAULT OFFENSES	1
Simple Assault	1
LARCENY/THEFT OFFENSES	7
All Other Larceny	7
MOTOR VEHICLE THEFT	1
Motor Vehicle Theft	1
DESTRUCTION/DAMAGE/VANDALISM OF PROPERTY	6
Destruction/Damage/Vandalism of Property	6
EMBEZZLEMENT	1
Embezzlement	1
DRUG/NARCOTIC OFFENSES	17
Drug/Narcotic Violations	17

Offenses (Group "A") by Agency

2011

COUNTY

AGENCY

OFFENSE CATEGORY

OFFENSE

OF OFFENSES

WV State University	TOTAL	52
SEX OFFENSES, FORCIBLE		1
Forcible Rape		1
ASSAULT OFFENSES		17
Aggravated Assault		1
Simple Assault		16
ROBBERY		1
Robbery		1
BURGLARY/BREAKING & ENTERING		5
Burglary/Breaking & Entering		5
LARCENY/THEFT OFFENSES		18
All Other Larceny		15
Shoplifting		1
Theft From Building		1
Theft From Motor Vehicle		1
DESTRUCTION/DAMAGE/VANDALISM OF PROPERTY		6
Destruction/Damage/Vandalism of Property		6
DRUG/NARCOTIC OFFENSES		4
Drug/Narcotic Violations		4
Lewis County TOTAL		367
DNR - 3 - Lewis	TOTAL	1
WEAPON LAW VIOLATIONS		1
Weapon Law Violations		1

Offenses (Group "A") by Agency

2011

COUNTY

AGENCY

OFFENSE CATEGORY

OFFENSE

OF OFFENSES

<u>Lewis Co SO</u>	<u>TOTAL</u>	<u>80</u>
HOMICIDE OFFENSES		1
Murder and Nonnegligent Manslaughter		1
ASSAULT OFFENSES		41
Aggravated Assault		11
Intimidation		4
Simple Assault		28
BURGLARY/BREAKING & ENTERING		4
Burglary/Breaking & Entering		4
LARCENY/THEFT OFFENSES		7
All Other Larceny		6
Theft From Building		1
COUNTERFEITING/FORGERY		4
Counterfeiting/Forgery		4
DESTRUCTION/DAMAGE/VANDALISM OF PROPERTY		6
Destruction/Damage/Vandalism of Property		6
FRAUD OFFENSES		2
False Pretenses/Swindle/Confidence Game		2
DRUG/NARCOTIC OFFENSES		12
Drug/Narcotic Violations		12
WEAPON LAW VIOLATIONS		1
Weapon Law Violations		1

Offenses (Group "A") by Agency

2011

COUNTY

AGENCY

OFFENSE CATEGORY

OFFENSE

OF OFFENSES

<u>Weston PD</u>	<u>TOTAL</u>	<u>49</u>
ASSAULT OFFENSES		25
Simple Assault		25
ROBBERY		1
Robbery		1
BURGLARY/BREAKING & ENTERING		3
Burglary/Breaking & Entering		3
LARCENY/THEFT OFFENSES		6
Shoplifting		6
MOTOR VEHICLE THEFT		4
Motor Vehicle Theft		4
DESTRUCTION/DAMAGE/VANDALISM OF PROPERTY		5
Destruction/Damage/Vandalism of Property		5
EMBEZZLEMENT		1
Embezzlement		1
FRAUD OFFENSES		3
Credit Card/Automatic Teller Fraud		2
False Pretenses/Swindle/Confidence Game		1
DRUG/NARCOTIC OFFENSES		1
Drug/Narcotic Violations		1

Offenses (Group "A") by Agency

2011

COUNTY

AGENCY

OFFENSE CATEGORY

OFFENSE

OF OFFENSES

<u>Weston SP</u>	<u>TOTAL</u>	<u>237</u>
HOMICIDE OFFENSES		1
Murder and Nonnegligent Manslaughter		1
SEX OFFENSES, FORCIBLE		5
Forcible Fondling		2
Forcible Rape		1
Forcible Sodomy		1
Sexual Assault With An Object		1
SEX OFFENSES, NONFORCIBLE		1
Incest		1
ASSAULT OFFENSES		52
Aggravated Assault		7
Intimidation		9
Simple Assault		37
BURGLARY/BREAKING & ENTERING		22
Burglary/Breaking & Entering		22
LARCENY/THEFT OFFENSES		58
All Other Larceny		45
Shoplifting		5
Theft From Building		2
Theft From Coin Operated Machine or Device		1
Theft From Motor Vehicle		4
Theft of Motor Vehicle Parts/Accessories		1
MOTOR VEHICLE THEFT		11
Motor Vehicle Theft		11
ARSON		1
Arson		1
COUNTERFEITING/FORGERY		15
Counterfeiting/Forgery		15
DESTRUCTION/DAMAGE/VANDALISM OF PROPERTY		35
Destruction/Damage/Vandalism of Property		35
EMBEZZLEMENT		1
Embezzlement		1
FRAUD OFFENSES		5
False Pretenses/Swindle/Confidence Game		4
Impersonation		1

Offenses (Group "A") by Agency

2011

COUNTY

AGENCY

OFFENSE CATEGORY

OFFENSE

OF OFFENSES

	STOLEN PROPERTY OFFENSES	2
	Stolen Property Offenses	2
	DRUG/NARCOTIC OFFENSES	20
	Drug/Narcotic Violations	20
	PORNOGRAPHY/OBSCENE MATERIAL	1
	Pornography/Obscene Material	1
	WEAPON LAW VIOLATIONS	6
	Weapon Law Violations	6
Lincoln	County TOTAL	1219

<u>Hamlin PD</u>	<u>TOTAL</u>	<u>80</u>
SEX OFFENSES, FORCIBLE		1
Forcible Fondling		1
ASSAULT OFFENSES		31
Aggravated Assault		24
Intimidation		3
Simple Assault		4
BURGLARY/BREAKING & ENTERING		11
Burglary/Breaking & Entering		11
LARCENY/THEFT OFFENSES		21
All Other Larceny		20
Theft From Motor Vehicle		1
COUNTERFEITING/FORGERY		2
Counterfeiting/Forgery		2
DESTRUCTION/DAMAGE/VANDALISM OF PROPERTY		5
Destruction/Damage/Vandalism of Property		5
STOLEN PROPERTY OFFENSES		1
Stolen Property Offenses		1
DRUG/NARCOTIC OFFENSES		7
Drug/Narcotic Violations		7
WEAPON LAW VIOLATIONS		1
Weapon Law Violations		1

Offenses (Group "A") by Agency

2011

COUNTY

AGENCY

OFFENSE CATEGORY

OFFENSE

OF OFFENSES

<u>Hamlin SP</u>	<u>TOTAL</u>	<u>1,139</u>
SEX OFFENSES, FORCIBLE		14
Forcible Fondling		4
Forcible Rape		3
Forcible Sodomy		1
Sexual Assault With An Object		6
SEX OFFENSES, NONFORCIBLE		3
Incest		1
Statutory Rape		2
ASSAULT OFFENSES		235
Aggravated Assault		48
Intimidation		78
Simple Assault		126
KIDNAPING/ABDUCTION		2
Kidnaping/Abduction		2
ROBBERY		1
Robbery		1
BURGLARY/BREAKING & ENTERING		163
Burglary/Breaking & Entering		163
LARCENY/THEFT OFFENSES		252
All Other Larceny		193
Shoplifting		21
Theft From Motor Vehicle		3
Theft of Motor Vehicle Parts/Accessories		36
MOTOR VEHICLE THEFT		46
Motor Vehicle Theft		46
ARSON		5
Arson		5
COUNTERFEITING/FORGERY		19
Counterfeiting/Forgery		19
DESTRUCTION/DAMAGE/VANDALISM OF PROPERTY		198
Destruction/Damage/Vandalism of Property		198
EMBEZZLEMENT		1
Embezzlement		1
FRAUD OFFENSES		23
False Pretenses/Swindle/Confidence Game		20
Impersonation		4

Offenses (Group "A") by Agency

2011

COUNTY

AGENCY

OFFENSE CATEGORY

OFFENSE

OF OFFENSES

STOLEN PROPERTY OFFENSES	9
Stolen Property Offenses	9
DRUG/NARCOTIC OFFENSES	138
Drug Equipment Violations	7
Drug/Narcotic Violations	133
WEAPON LAW VIOLATIONS	9
Weapon Law Violations	9

Logan County TOTAL 1975

<u>Chapmanville PD</u>	<u>TOTAL</u>	<u>116</u>
SEX OFFENSES, FORCIBLE		1
Forcible Fondling		1
ASSAULT OFFENSES		21
Aggravated Assault		4
Intimidation		3
Simple Assault		14
BURGLARY/BREAKING & ENTERING		4
Burglary/Breaking & Entering		4
LARCENY/THEFT OFFENSES		41
All Other Larceny		17
Shoplifting		13
Theft From Building		1
Theft From Motor Vehicle		10
Theft of Motor Vehicle Parts/Accessories		1
MOTOR VEHICLE THEFT		5
Motor Vehicle Theft		5
COUNTERFEITING/FORGERY		1
Counterfeiting/Forgery		1
DESTRUCTION/DAMAGE/VANDALISM OF PROPERTY		14
Destruction/Damage/Vandalism of Property		14
FRAUD OFFENSES		2
Credit Card/Automatic Teller Fraud		1
False Pretenses/Swindle/Confidence Game		1
STOLEN PROPERTY OFFENSES		1
Stolen Property Offenses		1
DRUG/NARCOTIC OFFENSES		25
Drug/Narcotic Violations		25

Offenses (Group "A") by Agency

2011

COUNTY

AGENCY

OFFENSE CATEGORY

OFFENSE

OF OFFENSES

<u>DNR - 5 - Logan</u>	<u>TOTAL</u>	<u>1</u>
DRUG/NARCOTIC OFFENSES		1
Drug/Narcotic Violations		1
<u>Logan Co SO</u>	<u>TOTAL</u>	<u>155</u>
SEX OFFENSES, FORCIBLE		1
Forcible Rape		1
ASSAULT OFFENSES		66
Aggravated Assault		64
Intimidation		2
ROBBERY		1
Robbery		1
BURGLARY/BREAKING & ENTERING		16
Burglary/Breaking & Entering		16
LARCENY/THEFT OFFENSES		18
All Other Larceny		18
MOTOR VEHICLE THEFT		5
Motor Vehicle Theft		5
ARSON		1
Arson		1
DESTRUCTION/DAMAGE/VANDALISM OF PROPERTY		17
Destruction/Damage/Vandalism of Property		17
FRAUD OFFENSES		8
False Pretenses/Swindle/Confidence Game		8
STOLEN PROPERTY OFFENSES		4
Stolen Property Offenses		4
DRUG/NARCOTIC OFFENSES		14
Drug/Narcotic Violations		14
WEAPON LAW VIOLATIONS		4
Weapon Law Violations		4

Offenses (Group "A") by Agency

2011

COUNTY

AGENCY

OFFENSE CATEGORY

OFFENSE

OF OFFENSES

Logan PD	TOTAL	359
SEX OFFENSES, FORCIBLE		2
Forcible Rape		2
ASSAULT OFFENSES		83
Aggravated Assault		13
Intimidation		21
Simple Assault		51
ROBBERY		2
Robbery		2
BURGLARY/BREAKING & ENTERING		18
Burglary/Breaking & Entering		18
LARCENY/THEFT OFFENSES		164
All Other Larceny		8
Purse-snatching		1
Shoplifting		97
Theft From Building		36
Theft From Motor Vehicle		17
Theft of Motor Vehicle Parts/Accessories		5
MOTOR VEHICLE THEFT		11
Motor Vehicle Theft		11
ARSON		1
Arson		1
COUNTERFEITING/FORGERY		1
Counterfeiting/Forgery		1
DESTRUCTION/DAMAGE/VANDALISM OF PROPERTY		49
Destruction/Damage/Vandalism of Property		49
EMBEZZLEMENT		3
Embezzlement		3
FRAUD OFFENSES		1
False Pretenses/Swindle/Confidence Game		1
STOLEN PROPERTY OFFENSES		3
Stolen Property Offenses		3
DRUG/NARCOTIC OFFENSES		16
Drug/Narcotic Violations		16
WEAPON LAW VIOLATIONS		3
Weapon Law Violations		3

Offenses (Group "A") by Agency

2011

COUNTY

AGENCY

OFFENSE CATEGORY

OFFENSE

OF OFFENSES

Logan SP	TOTAL	1,299
HOMICIDE OFFENSES		2
Murder and Nonnegligent Manslaughter		2
SEX OFFENSES, FORCIBLE		26
Forcible Fondling		7
Forcible Rape		15
Forcible Sodomy		1
Sexual Assault With An Object		3
ASSAULT OFFENSES		218
Aggravated Assault		69
Intimidation		22
Simple Assault		130
KIDNAPING/ABDUCTION		1
Kidnaping/Abduction		1
ROBBERY		7
Robbery		7
BURGLARY/BREAKING & ENTERING		144
Burglary/Breaking & Entering		144
LARCENY/THEFT OFFENSES		372
All Other Larceny		98
Shoplifting		9
Theft From Building		115
Theft From Motor Vehicle		30
Theft of Motor Vehicle Parts/Accessories		120
MOTOR VEHICLE THEFT		55
Motor Vehicle Theft		55
ARSON		2
Arson		2
COUNTERFEITING/FORGERY		25
Counterfeiting/Forgery		25
DESTRUCTION/DAMAGE/VANDALISM OF PROPERTY		142
Destruction/Damage/Vandalism of Property		142
EMBEZZLEMENT		4
Embezzlement		4
FRAUD OFFENSES		43
False Pretenses/Swindle/Confidence Game		18
Impersonation		4

Offenses (Group "A") by Agency

2011

COUNTY

AGENCY

OFFENSE CATEGORY

OFFENSE

OF OFFENSES

	Wire Fraud	21
	STOLEN PROPERTY OFFENSES	13
	Stolen Property Offenses	13
	DRUG/NARCOTIC OFFENSES	216
	Drug Equipment Violations	12
	Drug/Narcotic Violations	204
	PROSTITUTION OFFENSES	4
	Assisting or Promoting Prostitution	4
	WEAPON LAW VIOLATIONS	22
	Weapon Law Violations	22
tf U S 119 Task Force	TOTAL	45
	COUNTERFEITING/FORGERY	1
	Counterfeiting/Forgery	1
	FRAUD OFFENSES	1
	False Pretenses/Swindle/Confidence Game	1
	DRUG/NARCOTIC OFFENSES	43
	Drug Equipment Violations	1
	Drug/Narcotic Violations	42
MARION County	TOTAL	1533
BCI - Fairmont	TOTAL	18
	DRUG/NARCOTIC OFFENSES	18
	Drug/Narcotic Violations	18
DNR - 1 - Marion	TOTAL	1
	DRUG/NARCOTIC OFFENSES	1
	Drug/Narcotic Violations	1

Offenses (Group "A") by Agency

2011

COUNTY

AGENCY

OFFENSE CATEGORY

OFFENSE

OF OFFENSES

Fairmont Campus Police	TOTAL	66
SEX OFFENSES, FORCIBLE		1
Forcible Rape		1
ASSAULT OFFENSES		11
Intimidation		1
Simple Assault		10
BURGLARY/BREAKING & ENTERING		6
Burglary/Breaking & Entering		6
LARCENY/THEFT OFFENSES		28
Purse-snatching		2
Theft From Building		24
Theft From Coin Operated Machine or Device		1
Theft of Motor Vehicle Parts/Accessories		1
COUNTERFEITING/FORGERY		1
Counterfeiting/Forgery		1
DESTRUCTION/DAMAGE/VANDALISM OF PROPERTY		11
Destruction/Damage/Vandalism of Property		11
FRAUD OFFENSES		1
Credit Card/Automatic Teller Fraud		1
STOLEN PROPERTY OFFENSES		1
Stolen Property Offenses		1
DRUG/NARCOTIC OFFENSES		6
Drug Equipment Violations		3
Drug/Narcotic Violations		3

Offenses (Group "A") by Agency

2011

COUNTY

AGENCY

OFFENSE CATEGORY

OFFENSE

OF OFFENSES

<u>Fairmont PD</u>	<u>TOTAL</u>	<u>1,001</u>
HOMICIDE OFFENSES		1
Murder and Nonnegligent Manslaughter		1
SEX OFFENSES, FORCIBLE		11
Forcible Fondling		4
Forcible Rape		7
SEX OFFENSES, NONFORCIBLE		3
Statutory Rape		3
ASSAULT OFFENSES		207
Aggravated Assault		33
Intimidation		18
Simple Assault		159
KIDNAPING/ABDUCTION		1
Kidnaping/Abduction		1
ROBBERY		6
Robbery		6
BURGLARY/BREAKING & ENTERING		181
Burglary/Breaking & Entering		181
LARCENY/THEFT OFFENSES		290
All Other Larceny		119
Purse-snatching		3
Shoplifting		34
Theft From Building		46
Theft From Coin Operated Machine or Device		1
Theft From Motor Vehicle		85
Theft of Motor Vehicle Parts/Accessories		4
MOTOR VEHICLE THEFT		24
Motor Vehicle Theft		24
ARSON		4
Arson		4
COUNTERFEITING/FORGERY		25
Counterfeiting/Forgery		25
DESTRUCTION/DAMAGE/VANDALISM OF PROPERTY		156
Destruction/Damage/Vandalism of Property		156
EMBEZZLEMENT		9
Embezzlement		9
FRAUD OFFENSES		34

Offenses (Group "A") by Agency

2011

COUNTY

AGENCY

OFFENSE CATEGORY

OFFENSE

OF OFFENSES

Credit Card/Automatic Teller Fraud	13
False Pretenses/Swindle/Confidence Game	20
Impersonation	1
Welfare Fraud	1
STOLEN PROPERTY OFFENSES	10
Stolen Property Offenses	10
DRUG/NARCOTIC OFFENSES	21
Drug/Narcotic Violations	21
GAMBLING OFFENSES	1
Betting/Wagering	1
Operating/Promoting/Assisting Gambling	1
PORNOGRAPHY/OBSCENE MATERIAL	3
Pornography/Obscene Material	3
WEAPON LAW VIOLATIONS	7
Weapon Law Violations	7

Offenses (Group "A") by Agency

2011

COUNTY

AGENCY

OFFENSE CATEGORY

OFFENSE

OF OFFENSES

Fairmont SP	TOTAL	357
SEX OFFENSES, FORCIBLE		5
Forcible Fondling		2
Forcible Rape		2
Sexual Assault With An Object		1
SEX OFFENSES, NONFORCIBLE		1
Incest		1
ASSAULT OFFENSES		47
Aggravated Assault		9
Intimidation		10
Simple Assault		28
KIDNAPING/ABDUCTION		1
Kidnaping/Abduction		1
ROBBERY		1
Robbery		1
BURGLARY/BREAKING & ENTERING		35
Burglary/Breaking & Entering		35
LARCENY/THEFT OFFENSES		98
All Other Larceny		66
Shoplifting		5
Theft From Motor Vehicle		7
Theft of Motor Vehicle Parts/Accessories		20
MOTOR VEHICLE THEFT		6
Motor Vehicle Theft		6
COUNTERFEITING/FORGERY		9
Counterfeiting/Forgery		9
DESTRUCTION/DAMAGE/VANDALISM OF PROPERTY		68
Destruction/Damage/Vandalism of Property		68
EMBEZZLEMENT		5
Embezzlement		5
FRAUD OFFENSES		29
Credit Card/Automatic Teller Fraud		8
False Pretenses/Swindle/Confidence Game		21
STOLEN PROPERTY OFFENSES		3
Stolen Property Offenses		3
DRUG/NARCOTIC OFFENSES		45
Drug/Narcotic Violations		45

Offenses (Group "A") by Agency

2011

COUNTY

AGENCY

OFFENSE CATEGORY

OFFENSE

OF OFFENSES

COUNTY	AGENCY	OFFENSE CATEGORY	OFFENSE	# OF OFFENSES
		PORNOGRAPHY/OBSCENE MATERIAL		4
			Pornography/Obscene Material	4
	Marion Co SO	TOTAL		67
		ASSAULT OFFENSES		21
			Aggravated Assault	15
			Intimidation	4
			Simple Assault	2
		ROBBERY		1
			Robbery	1
		BURGLARY/BREAKING & ENTERING		6
			Burglary/Breaking & Entering	6
		LARCENY/THEFT OFFENSES		10
			All Other Larceny	9
			Shoplifting	1
		MOTOR VEHICLE THEFT		1
			Motor Vehicle Theft	1
		DESTRUCTION/DAMAGE/VANDALISM OF PROPERTY		3
			Destruction/Damage/Vandalism of Property	3
		FRAUD OFFENSES		1
			False Pretenses/Swindle/Confidence Game	1
		DRUG/NARCOTIC OFFENSES		23
			Drug/Narcotic Violations	23
		WEAPON LAW VIOLATIONS		1
			Weapon Law Violations	1
	Monongah PD	TOTAL		5
		ASSAULT OFFENSES		1
			Simple Assault	1
		LARCENY/THEFT OFFENSES		4
			All Other Larceny	1
			Theft From Motor Vehicle	3
	TF--3 RIVERS	TOTAL		18
		COUNTERFEITING/FORGERY		1
			Counterfeiting/Forgery	1
		DRUG/NARCOTIC OFFENSES		17
			Drug Equipment Violations	1
			Drug/Narcotic Violations	16

Offenses (Group "A") by Agency

2011

COUNTY

AGENCY

OFFENSE CATEGORY

OFFENSE

OF OFFENSES

Marshall County TOTAL 1815

Benwood PD	TOTAL	10
ASSAULT OFFENSES		2
Aggravated Assault		1
Simple Assault		1
BURGLARY/BREAKING & ENTERING		2
Burglary/Breaking & Entering		2
LARCENY/THEFT OFFENSES		3
All Other Larceny		2
Theft From Building		1
DESTRUCTION/DAMAGE/VANDALISM OF PROPERTY		1
Destruction/Damage/Vandalism of Property		1
DRUG/NARCOTIC OFFENSES		2
Drug/Narcotic Violations		2

Offenses (Group "A") by Agency

2011

COUNTY

AGENCY

OFFENSE CATEGORY

OFFENSE

OF OFFENSES

Glen Dale PD	TOTAL	60
SEX OFFENSES, FORCIBLE		1
Forcible Fondling		1
ASSAULT OFFENSES		5
Aggravated Assault		1
Simple Assault		4
BURGLARY/BREAKING & ENTERING		7
Burglary/Breaking & Entering		7
LARCENY/THEFT OFFENSES		20
All Other Larceny		18
Theft From Motor Vehicle		1
Theft of Motor Vehicle Parts/Accessories		1
MOTOR VEHICLE THEFT		1
Motor Vehicle Theft		1
COUNTERFEITING/FORGERY		3
Counterfeiting/Forgery		3
DESTRUCTION/DAMAGE/VANDALISM OF PROPERTY		17
Destruction/Damage/Vandalism of Property		17
EMBEZZLEMENT		1
Embezzlement		1
FRAUD OFFENSES		1
False Pretenses/Swindle/Confidence Game		1
STOLEN PROPERTY OFFENSES		2
Stolen Property Offenses		2
DRUG/NARCOTIC OFFENSES		2
Drug/Narcotic Violations		2

Offenses (Group "A") by Agency

2011

COUNTY

AGENCY

OFFENSE CATEGORY

OFFENSE

OF OFFENSES

<u>Marshall Co SO</u>	<u>TOTAL</u>	<u>529</u>
HOMICIDE OFFENSES		1
Negligent Manslaughter		1
SEX OFFENSES, FORCIBLE		2
Forcible Fondling		1
Forcible Rape		1
ASSAULT OFFENSES		119
Aggravated Assault		20
Intimidation		26
Simple Assault		73
BURGLARY/BREAKING & ENTERING		75
Burglary/Breaking & Entering		75
LARCENY/THEFT OFFENSES		129
All Other Larceny		98
Shoplifting		1
Theft From Building		19
Theft From Motor Vehicle		9
Theft of Motor Vehicle Parts/Accessories		2
MOTOR VEHICLE THEFT		16
Motor Vehicle Theft		16
ARSON		4
Arson		4
COUNTERFEITING/FORGERY		8
Counterfeiting/Forgery		8
DESTRUCTION/DAMAGE/VANDALISM OF PROPERTY		131
Destruction/Damage/Vandalism of Property		131
FRAUD OFFENSES		9
Credit Card/Automatic Teller Fraud		2
False Pretenses/Swindle/Confidence Game		6
Impersonation		1
STOLEN PROPERTY OFFENSES		3
Stolen Property Offenses		3
DRUG/NARCOTIC OFFENSES		26
Drug Equipment Violations		3
Drug/Narcotic Violations		25
WEAPON LAW VIOLATIONS		4
Weapon Law Violations		4

Offenses (Group "A") by Agency

2011

COUNTY

AGENCY

OFFENSE CATEGORY

OFFENSE

OF OFFENSES

Offenses (Group "A") by Agency

2011

COUNTY

AGENCY

OFFENSE CATEGORY

OFFENSE

OF OFFENSES

<u>Moundsville PD</u>	<u>TOTAL</u>	<u>1,089</u>
HOMICIDE OFFENSES		1
Murder and Nonnegligent Manslaughter		1
SEX OFFENSES, FORCIBLE		6
Forcible Fondling		4
Forcible Rape		2
SEX OFFENSES, NONFORCIBLE		4
Incest		1
Statutory Rape		3
ASSAULT OFFENSES		237
Aggravated Assault		27
Intimidation		5
Simple Assault		207
KIDNAPING/ABDUCTION		1
Kidnaping/Abduction		1
ROBBERY		5
Robbery		5
BURGLARY/BREAKING & ENTERING		114
Burglary/Breaking & Entering		114
LARCENY/THEFT OFFENSES		383
All Other Larceny		136
Pocket-picking		4
Purse-snatching		5
Shoplifting		102
Theft From Building		60
Theft From Coin Operated Machine or Device		1
Theft From Motor Vehicle		63
Theft of Motor Vehicle Parts/Accessories		12
MOTOR VEHICLE THEFT		16
Motor Vehicle Theft		16
ARSON		3
Arson		3
COUNTERFEITING/FORGERY		16
Counterfeiting/Forgery		16
DESTRUCTION/DAMAGE/VANDALISM OF PROPERTY		167
Destruction/Damage/Vandalism of Property		167

Offenses (Group "A") by Agency

2011

COUNTY

AGENCY

OFFENSE CATEGORY

OFFENSE

OF OFFENSES

EMBEZZLEMENT	5
Embezzlement	5
FRAUD OFFENSES	36
Credit Card/Automatic Teller Fraud	16
False Pretenses/Swindle/Confidence Game	21
STOLEN PROPERTY OFFENSES	52
Stolen Property Offenses	52
DRUG/NARCOTIC OFFENSES	31
Drug/Narcotic Violations	31
PROSTITUTION OFFENSES	1
Assisting or Promoting Prostitution	1
WEAPON LAW VIOLATIONS	8
Weapon Law Violations	8

Offenses (Group "A") by Agency

2011

COUNTY

AGENCY

OFFENSE CATEGORY

OFFENSE

OF OFFENSES

<u>Moundsville SP</u>	<u>TOTAL</u>	<u>127</u>
SEX OFFENSES, FORCIBLE		3
Forcible Fondling		2
Forcible Rape		1
SEX OFFENSES, NONFORCIBLE		1
Statutory Rape		1
ASSAULT OFFENSES		30
Aggravated Assault		2
Intimidation		6
Simple Assault		22
KIDNAPING/ABDUCTION		1
Kidnaping/Abduction		1
BURGLARY/BREAKING & ENTERING		10
Burglary/Breaking & Entering		10
LARCENY/THEFT OFFENSES		15
All Other Larceny		2
Theft From Building		7
Theft From Motor Vehicle		1
Theft of Motor Vehicle Parts/Accessories		5
MOTOR VEHICLE THEFT		1
Motor Vehicle Theft		1
COUNTERFEITING/FORGERY		1
Counterfeiting/Forgery		1
DESTRUCTION/DAMAGE/VANDALISM OF PROPERTY		10
Destruction/Damage/Vandalism of Property		10
FRAUD OFFENSES		12
False Pretenses/Swindle/Confidence Game		9
Impersonation		3
STOLEN PROPERTY OFFENSES		1
Stolen Property Offenses		1
DRUG/NARCOTIC OFFENSES		36
Drug/Narcotic Violations		36
PORNOGRAPHY/OBSCENE MATERIAL		1
Pornography/Obscene Material		1
WEAPON LAW VIOLATIONS		5
Weapon Law Violations		5

Offenses (Group "A") by Agency

2011

COUNTY

AGENCY

OFFENSE CATEGORY

OFFENSE

OF OFFENSES

Mason	County TOTAL	909
DNR - 5 - Mason	TOTAL	1
GAMBLING OFFENSES		1
Operating/Promoting/Assisting Gambling		1
Mason Co SO	TOTAL	248
SEX OFFENSES, FORCIBLE		3
Forcible Fondling		1
Forcible Rape		1
Sexual Assault With An Object		1
ASSAULT OFFENSES		43
Aggravated Assault		3
Intimidation		17
Simple Assault		23
LARCENY/THEFT OFFENSES		151
All Other Larceny		21
Shoplifting		1
Theft From Building		123
Theft From Motor Vehicle		6
MOTOR VEHICLE THEFT		20
Motor Vehicle Theft		20
COUNTERFEITING/FORGERY		1
Counterfeiting/Forgery		1
DESTRUCTION/DAMAGE/VANDALISM OF PROPERTY		27
Destruction/Damage/Vandalism of Property		27
DRUG/NARCOTIC OFFENSES		2
Drug/Narcotic Violations		2
WEAPON LAW VIOLATIONS		1
Weapon Law Violations		1

Offenses (Group "A") by Agency

2011

COUNTY

AGENCY

OFFENSE CATEGORY

OFFENSE

OF OFFENSES

<u>Mason PD</u>	<u>TOTAL</u>	<u>18</u>
ASSAULT OFFENSES		6
Aggravated Assault		1
Intimidation		1
Simple Assault		4
BURGLARY/BREAKING & ENTERING		2
Burglary/Breaking & Entering		2
LARCENY/THEFT OFFENSES		5
All Other Larceny		3
Theft From Building		2
MOTOR VEHICLE THEFT		1
Motor Vehicle Theft		1
COUNTERFEITING/FORGERY		1
Counterfeiting/Forgery		1
DESTRUCTION/DAMAGE/VANDALISM OF PROPERTY		2
Destruction/Damage/Vandalism of Property		2
FRAUD OFFENSES		1
False Pretenses/Swindle/Confidence Game		1

Offenses (Group "A") by Agency

2011

COUNTY

AGENCY

OFFENSE CATEGORY

OFFENSE

OF OFFENSES

Point Pleasant PD	TOTAL	339
SEX OFFENSES, FORCIBLE		1
Sexual Assault With An Object		1
SEX OFFENSES, NONFORCIBLE		1
Statutory Rape		1
ASSAULT OFFENSES		71
Aggravated Assault		9
Intimidation		9
Simple Assault		54
ROBBERY		4
Robbery		4
BURGLARY/BREAKING & ENTERING		39
Burglary/Breaking & Entering		39
LARCENY/THEFT OFFENSES		114
All Other Larceny		79
Purse-snatching		1
Shoplifting		11
Theft From Building		3
Theft From Motor Vehicle		19
Theft of Motor Vehicle Parts/Accessories		1
MOTOR VEHICLE THEFT		4
Motor Vehicle Theft		4
ARSON		1
Arson		1
COUNTERFEITING/FORGERY		7
Counterfeiting/Forgery		7
DESTRUCTION/DAMAGE/VANDALISM OF PROPERTY		58
Destruction/Damage/Vandalism of Property		58
EMBEZZLEMENT		3
Embezzlement		3
FRAUD OFFENSES		19
Credit Card/Automatic Teller Fraud		2
False Pretenses/Swindle/Confidence Game		16
Impersonation		1
DRUG/NARCOTIC OFFENSES		15
Drug/Narcotic Violations		15
WEAPON LAW VIOLATIONS		1

Offenses (Group "A") by Agency

2011

COUNTY

AGENCY

OFFENSE CATEGORY

OFFENSE

OF OFFENSES

Weapon Law Violations

1

Offenses (Group "A") by Agency

2011

COUNTY

AGENCY

OFFENSE CATEGORY

OFFENSE

OF OFFENSES

Point Pleasant SP	TOTAL	303
HOMICIDE OFFENSES		2
Murder and Nonnegligent Manslaughter		2
SEX OFFENSES, FORCIBLE		7
Forcible Fondling		3
Forcible Rape		3
Sexual Assault With An Object		1
SEX OFFENSES, NONFORCIBLE		1
Statutory Rape		1
ASSAULT OFFENSES		45
Aggravated Assault		6
Intimidation		11
Simple Assault		28
ROBBERY		6
Robbery		6
BURGLARY/BREAKING & ENTERING		47
Burglary/Breaking & Entering		47
LARCENY/THEFT OFFENSES		67
All Other Larceny		57
Shoplifting		5
Theft From Motor Vehicle		3
Theft of Motor Vehicle Parts/Accessories		2
MOTOR VEHICLE THEFT		10
Motor Vehicle Theft		10
COUNTERFEITING/FORGERY		12
Counterfeiting/Forgery		12
DESTRUCTION/DAMAGE/VANDALISM OF PROPERTY		56
Destruction/Damage/Vandalism of Property		56
FRAUD OFFENSES		15
Credit Card/Automatic Teller Fraud		1
False Pretenses/Swindle/Confidence Game		9
Impersonation		5
DRUG/NARCOTIC OFFENSES		31
Drug Equipment Violations		2
Drug/Narcotic Violations		29
PORNOGRAPHY/OBSCENE MATERIAL		1
Pornography/Obscene Material		1

Offenses (Group "A") by Agency

2011

COUNTY

AGENCY

OFFENSE CATEGORY

OFFENSE

OF OFFENSES

WEAPON LAW VIOLATIONS	3
Weapon Law Violations	3

McDowell	County	TOTAL	794
-----------------	---------------	--------------	------------

DNR - 4 - McDowell	TOTAL	2
---------------------------	--------------	----------

DESTRUCTION/DAMAGE/VANDALISM OF PROPERTY	1
Destruction/Damage/Vandalism of Property	1

DRUG/NARCOTIC OFFENSES	1
Drug/Narcotic Violations	1

Offenses (Group "A") by Agency

2011

COUNTY

AGENCY

OFFENSE CATEGORY

OFFENSE

OF OFFENSES

McDowell Co SO	TOTAL	388
HOMICIDE OFFENSES		3
Murder and Nonnegligent Manslaughter		3
SEX OFFENSES, FORCIBLE		2
Forcible Rape		2
SEX OFFENSES, NONFORCIBLE		1
Incest		1
ASSAULT OFFENSES		137
Aggravated Assault		22
Intimidation		43
Simple Assault		74
ROBBERY		3
Robbery		3
BURGLARY/BREAKING & ENTERING		52
Burglary/Breaking & Entering		52
LARCENY/THEFT OFFENSES		72
All Other Larceny		25
Pocket-picking		1
Theft From Building		32
Theft From Motor Vehicle		11
Theft of Motor Vehicle Parts/Accessories		3
MOTOR VEHICLE THEFT		8
Motor Vehicle Theft		8
ARSON		4
Arson		4
COUNTERFEITING/FORGERY		6
Counterfeiting/Forgery		6
DESTRUCTION/DAMAGE/VANDALISM OF PROPERTY		48
Destruction/Damage/Vandalism of Property		48
FRAUD OFFENSES		2
False Pretenses/Swindle/Confidence Game		2
STOLEN PROPERTY OFFENSES		3
Stolen Property Offenses		3
DRUG/NARCOTIC OFFENSES		42
Drug/Narcotic Violations		42
WEAPON LAW VIOLATIONS		3
Weapon Law Violations		3

Offenses (Group "A") by Agency

2011

COUNTY

AGENCY

OFFENSE CATEGORY

OFFENSE

OF OFFENSES

<u>Welch PD</u>	<u>TOTAL</u>	<u>56</u>
ASSAULT OFFENSES		16
Aggravated Assault		15
Simple Assault		1
BURGLARY/BREAKING & ENTERING		1
Burglary/Breaking & Entering		1
LARCENY/THEFT OFFENSES		13
All Other Larceny		4
Shoplifting		7
Theft From Building		2
MOTOR VEHICLE THEFT		1
Motor Vehicle Theft		1
DRUG/NARCOTIC OFFENSES		25
Drug/Narcotic Violations		25

Offenses (Group "A") by Agency

2011

COUNTY

AGENCY

OFFENSE CATEGORY

OFFENSE

OF OFFENSES

Welch SP	TOTAL	348
HOMICIDE OFFENSES		1
Murder and Nonnegligent Manslaughter		1
SEX OFFENSES, FORCIBLE		7
Forcible Fondling		4
Forcible Rape		1
Forcible Sodomy		1
Sexual Assault With An Object		1
ASSAULT OFFENSES		116
Aggravated Assault		18
Intimidation		31
Simple Assault		67
ROBBERY		1
Robbery		1
BURGLARY/BREAKING & ENTERING		54
Burglary/Breaking & Entering		54
LARCENY/THEFT OFFENSES		88
All Other Larceny		64
Pocket-picking		1
Shoplifting		7
Theft From Building		1
Theft From Motor Vehicle		10
Theft of Motor Vehicle Parts/Accessories		5
MOTOR VEHICLE THEFT		10
Motor Vehicle Theft		10
ARSON		2
Arson		2
COUNTERFEITING/FORGERY		6
Counterfeiting/Forgery		6
DESTRUCTION/DAMAGE/VANDALISM OF PROPERTY		33
Destruction/Damage/Vandalism of Property		33
EMBEZZLEMENT		2
Embezzlement		2
FRAUD OFFENSES		5
False Pretenses/Swindle/Confidence Game		5
DRUG/NARCOTIC OFFENSES		21
Drug/Narcotic Violations		21

Offenses (Group "A") by Agency

2011

COUNTY

AGENCY

OFFENSE CATEGORY

OFFENSE

OF OFFENSES

WEAPON LAW VIOLATIONS	2
Weapon Law Violations	2

Mercer	County TOTAL	3673
---------------	---------------------	-------------

<u>BCI - Bluefield</u>	<u>TOTAL</u>	<u>348</u>
ASSAULT OFFENSES		1
Intimidation		1
STOLEN PROPERTY OFFENSES		3
Stolen Property Offenses		3
DRUG/NARCOTIC OFFENSES		338
Drug/Narcotic Violations		338
PROSTITUTION OFFENSES		6
Prostitution		6

Offenses (Group "A") by Agency

2011

COUNTY

AGENCY

OFFENSE CATEGORY

OFFENSE

OF OFFENSES

Bluefield PD	TOTAL	224
HOMICIDE OFFENSES		1
Murder and Nonnegligent Manslaughter		1
SEX OFFENSES, FORCIBLE		4
Forcible Fondling		1
Sexual Assault With An Object		3
ASSAULT OFFENSES		60
Aggravated Assault		10
Intimidation		10
Simple Assault		43
ROBBERY		6
Robbery		6
BURGLARY/BREAKING & ENTERING		12
Burglary/Breaking & Entering		12
LARCENY/THEFT OFFENSES		59
All Other Larceny		21
Pocket-picking		2
Purse-snatching		1
Shoplifting		3
Theft From Building		19
Theft From Motor Vehicle		9
Theft of Motor Vehicle Parts/Accessories		5
MOTOR VEHICLE THEFT		6
Motor Vehicle Theft		6
COUNTERFEITING/FORGERY		8
Counterfeiting/Forgery		8
DESTRUCTION/DAMAGE/VANDALISM OF PROPERTY		34
Destruction/Damage/Vandalism of Property		34
FRAUD OFFENSES		11
Credit Card/Automatic Teller Fraud		2
False Pretenses/Swindle/Confidence Game		9
Impersonation		1
STOLEN PROPERTY OFFENSES		2
Stolen Property Offenses		2
DRUG/NARCOTIC OFFENSES		13
Drug/Narcotic Violations		13

Offenses (Group "A") by Agency

2011

COUNTY

AGENCY

OFFENSE CATEGORY

OFFENSE

OF OFFENSES

	WEAPON LAW VIOLATIONS	3
	Weapon Law Violations	3
Concord College Security	TOTAL	41
	ASSAULT OFFENSES	12
	Aggravated Assault	3
	Simple Assault	9
	BURGLARY/BREAKING & ENTERING	3
	Burglary/Breaking & Entering	3
	LARCENY/THEFT OFFENSES	10
	Theft From Building	4
	Theft From Motor Vehicle	2
	Theft of Motor Vehicle Parts/Accessories	5
	COUNTERFEITING/FORGERY	4
	Counterfeiting/Forgery	4
	DESTRUCTION/DAMAGE/VANDALISM OF PROPERTY	7
	Destruction/Damage/Vandalism of Property	7
	DRUG/NARCOTIC OFFENSES	4
	Drug/Narcotic Violations	4
DNR - 4 - Mercer	TOTAL	4
	ASSAULT OFFENSES	1
	Simple Assault	1
	DESTRUCTION/DAMAGE/VANDALISM OF PROPERTY	1
	Destruction/Damage/Vandalism of Property	1
	DRUG/NARCOTIC OFFENSES	2
	Drug/Narcotic Violations	2

Offenses (Group "A") by Agency

2011

COUNTY

AGENCY

OFFENSE CATEGORY

OFFENSE

OF OFFENSES

<u>Mercer Co SO</u>	<u>TOTAL</u>	<u>1,029</u>
HOMICIDE OFFENSES		2
Murder and Nonnegligent Manslaughter		2
SEX OFFENSES, FORCIBLE		9
Forcible Fondling		3
Forcible Rape		1
Forcible Sodomy		3
Sexual Assault With An Object		2
ASSAULT OFFENSES		212
Aggravated Assault		47
Intimidation		26
Simple Assault		141
ROBBERY		11
Robbery		11
BURGLARY/BREAKING & ENTERING		201
Burglary/Breaking & Entering		201
LARCENY/THEFT OFFENSES		264
All Other Larceny		37
Shoplifting		59
Theft From Building		76
Theft From Coin Operated Machine or Device		2
Theft From Motor Vehicle		56
Theft of Motor Vehicle Parts/Accessories		36
MOTOR VEHICLE THEFT		29
Motor Vehicle Theft		29
ARSON		8
Arson		8
COUNTERFEITING/FORGERY		30
Counterfeiting/Forgery		30
DESTRUCTION/DAMAGE/VANDALISM OF PROPERTY		153
Destruction/Damage/Vandalism of Property		153
EMBEZZLEMENT		8
Embezzlement		8
FRAUD OFFENSES		32
Credit Card/Automatic Teller Fraud		2
False Pretenses/Swindle/Confidence Game		25

Offenses (Group "A") by Agency

2011

COUNTY

AGENCY

OFFENSE CATEGORY

OFFENSE

OF OFFENSES

Impersonation	5
STOLEN PROPERTY OFFENSES	2
Stolen Property Offenses	2
DRUG/NARCOTIC OFFENSES	51
Drug Equipment Violations	1
Drug/Narcotic Violations	50
PROSTITUTION OFFENSES	1
Prostitution	1
WEAPON LAW VIOLATIONS	12
Weapon Law Violations	12

Offenses (Group "A") by Agency

2011

COUNTY

AGENCY

OFFENSE CATEGORY

OFFENSE

OF OFFENSES

Princeton PD	TOTAL	1,087
HOMICIDE OFFENSES		1
Murder and Nonnegligent Manslaughter		1
SEX OFFENSES, FORCIBLE		7
Forcible Fondling		4
Forcible Rape		3
SEX OFFENSES, NONFORCIBLE		2
Incest		1
Statutory Rape		1
ASSAULT OFFENSES		230
Aggravated Assault		41
Intimidation		38
Simple Assault		151
KIDNAPING/ABDUCTION		3
Kidnaping/Abduction		3
ROBBERY		24
Robbery		24
BURGLARY/BREAKING & ENTERING		96
Burglary/Breaking & Entering		96
LARCENY/THEFT OFFENSES		341
All Other Larceny		191
Purse-snatching		1
Shoplifting		88
Theft From Building		28
Theft From Coin Operated Machine or Device		1
Theft From Motor Vehicle		19
Theft of Motor Vehicle Parts/Accessories		13
MOTOR VEHICLE THEFT		16
Motor Vehicle Theft		16
ARSON		2
Arson		2
COUNTERFEITING/FORGERY		23
Counterfeiting/Forgery		23
DESTRUCTION/DAMAGE/VANDALISM OF PROPERTY		175
Destruction/Damage/Vandalism of Property		175
EMBEZZLEMENT		1
Embezzlement		1

Offenses (Group "A") by Agency

2011

COUNTY

AGENCY

OFFENSE CATEGORY

OFFENSE

OF OFFENSES

FRAUD OFFENSES	28
Credit Card/Automatic Teller Fraud	7
False Pretenses/Swindle/Confidence Game	17
Impersonation	5
STOLEN PROPERTY OFFENSES	12
Stolen Property Offenses	12
DRUG/NARCOTIC OFFENSES	98
Drug Equipment Violations	4
Drug/Narcotic Violations	98
PROSTITUTION OFFENSES	11
Prostitution	11
WEAPON LAW VIOLATIONS	12
Weapon Law Violations	12

Offenses (Group "A") by Agency

2011

COUNTY

AGENCY

OFFENSE CATEGORY

OFFENSE

OF OFFENSES

<u>Princeton SP</u>	<u>TOTAL</u>	<u>919</u>
SEX OFFENSES, FORCIBLE		13
Forcible Fondling		4
Forcible Rape		6
Forcible Sodomy		2
Sexual Assault With An Object		1
ASSAULT OFFENSES		170
Aggravated Assault		23
Intimidation		38
Simple Assault		109
ROBBERY		6
Robbery		6
BURGLARY/BREAKING & ENTERING		91
Burglary/Breaking & Entering		91
LARCENY/THEFT OFFENSES		339
All Other Larceny		184
Purse-snatching		1
Shoplifting		52
Theft From Motor Vehicle		101
Theft of Motor Vehicle Parts/Accessories		2
MOTOR VEHICLE THEFT		26
Motor Vehicle Theft		26
COUNTERFEITING/FORGERY		32
Counterfeiting/Forgery		32
DESTRUCTION/DAMAGE/VANDALISM OF PROPERTY		137
Destruction/Damage/Vandalism of Property		137
EMBEZZLEMENT		8
Embezzlement		8
FRAUD OFFENSES		41
False Pretenses/Swindle/Confidence Game		29
Impersonation		12
STOLEN PROPERTY OFFENSES		8
Stolen Property Offenses		8
DRUG/NARCOTIC OFFENSES		37
Drug Equipment Violations		2
Drug/Narcotic Violations		35

Offenses (Group "A") by Agency

2011

COUNTY

AGENCY

OFFENSE CATEGORY

OFFENSE

OF OFFENSES

	PORNOGRAPHY/OBSCENE MATERIAL	2
	Pornography/Obscene Material	2
	WEAPON LAW VIOLATIONS	8
	Weapon Law Violations	8
Turnpike - Mercer	TOTAL	21
	DESTRUCTION/DAMAGE/VANDALISM OF PROPERTY	1
	Destruction/Damage/Vandalism of Property	1
	DRUG/NARCOTIC OFFENSES	20
	Drug/Narcotic Violations	20
Mineral	County TOTAL	1360

Offenses (Group "A") by Agency

2011

COUNTY

AGENCY

OFFENSE CATEGORY

OFFENSE

OF OFFENSES

Keyser PD	TOTAL	286
SEX OFFENSES, FORCIBLE		4
Forcible Fondling		2
Forcible Rape		1
Sexual Assault With An Object		1
ASSAULT OFFENSES		27
Aggravated Assault		2
Intimidation		3
Simple Assault		22
ROBBERY		4
Robbery		4
BURGLARY/BREAKING & ENTERING		38
Burglary/Breaking & Entering		38
LARCENY/THEFT OFFENSES		108
All Other Larceny		3
Shoplifting		19
Theft From Building		55
Theft From Motor Vehicle		27
Theft of Motor Vehicle Parts/Accessories		4
MOTOR VEHICLE THEFT		6
Motor Vehicle Theft		6
DESTRUCTION/DAMAGE/VANDALISM OF PROPERTY		47
Destruction/Damage/Vandalism of Property		47
FRAUD OFFENSES		2
False Pretenses/Swindle/Confidence Game		2
DRUG/NARCOTIC OFFENSES		50
Drug Equipment Violations		2
Drug/Narcotic Violations		48

Offenses (Group "A") by Agency

2011

COUNTY

AGENCY

OFFENSE CATEGORY

OFFENSE

OF OFFENSES

Keyser SP	TOTAL	765
SEX OFFENSES, FORCIBLE		6
Forcible Fondling		3
Forcible Rape		3
ASSAULT OFFENSES		191
Aggravated Assault		21
Intimidation		41
Simple Assault		135
ROBBERY		1
Robbery		1
BURGLARY/BREAKING & ENTERING		107
Burglary/Breaking & Entering		107
LARCENY/THEFT OFFENSES		164
All Other Larceny		129
Shoplifting		9
Theft From Building		1
Theft From Motor Vehicle		6
Theft of Motor Vehicle Parts/Accessories		20
MOTOR VEHICLE THEFT		5
Motor Vehicle Theft		5
ARSON		1
Arson		1
COUNTERFEITING/FORGERY		30
Counterfeiting/Forgery		30
DESTRUCTION/DAMAGE/VANDALISM OF PROPERTY		126
Destruction/Damage/Vandalism of Property		126
EMBEZZLEMENT		2
Embezzlement		2
FRAUD OFFENSES		36
False Pretenses/Swindle/Confidence Game		33
Impersonation		3
STOLEN PROPERTY OFFENSES		10
Stolen Property Offenses		10
DRUG/NARCOTIC OFFENSES		67
Drug Equipment Violations		1
Drug/Narcotic Violations		67
WEAPON LAW VIOLATIONS		11

Offenses (Group "A") by Agency

2011

COUNTY

AGENCY

OFFENSE CATEGORY

OFFENSE

OF OFFENSES

		# OF OFFENSES
	Weapon Law Violations	11
Mineral Co SO	TOTAL	266
	HOMICIDE OFFENSES	1
	Murder and Nonnegligent Manslaughter	1
	SEX OFFENSES, FORCIBLE	7
	Forcible Fondling	3
	Forcible Rape	3
	Sexual Assault With An Object	1
	SEX OFFENSES, NONFORCIBLE	1
	Incest	1
	ASSAULT OFFENSES	102
	Aggravated Assault	43
	Intimidation	14
	Simple Assault	46
	ROBBERY	3
	Robbery	3
	BURGLARY/BREAKING & ENTERING	26
	Burglary/Breaking & Entering	26
	LARCENY/THEFT OFFENSES	45
	All Other Larceny	14
	Shoplifting	16
	Theft From Building	9
	Theft From Motor Vehicle	4
	Theft of Motor Vehicle Parts/Accessories	2
	MOTOR VEHICLE THEFT	3
	Motor Vehicle Theft	3
	COUNTERFEITING/FORGERY	6
	Counterfeiting/Forgery	6
	DESTRUCTION/DAMAGE/VANDALISM OF PROPERTY	25
	Destruction/Damage/Vandalism of Property	25
	FRAUD OFFENSES	13
	Credit Card/Automatic Teller Fraud	1
	False Pretenses/Swindle/Confidence Game	12
	DRUG/NARCOTIC OFFENSES	33
	Drug/Narcotic Violations	33

Offenses (Group "A") by Agency

2011

COUNTY

AGENCY

OFFENSE CATEGORY

OFFENSE

OF OFFENSES

Potomac State College Police	TOTAL	43
ASSAULT OFFENSES		5
Aggravated Assault		3
Intimidation		1
Simple Assault		1
BURGLARY/BREAKING & ENTERING		5
Burglary/Breaking & Entering		5
LARCENY/THEFT OFFENSES		9
All Other Larceny		7
Theft From Building		1
Theft From Coin Operated Machine or Device		1
ARSON		2
Arson		2
DESTRUCTION/DAMAGE/VANDALISM OF PROPERTY		11
Destruction/Damage/Vandalism of Property		11
FRAUD OFFENSES		2
Credit Card/Automatic Teller Fraud		1
False Pretenses/Swindle/Confidence Game		1
STOLEN PROPERTY OFFENSES		2
Stolen Property Offenses		2
DRUG/NARCOTIC OFFENSES		7
Drug/Narcotic Violations		7
Mingo County TOTAL		845

Offenses (Group "A") by Agency

2011

COUNTY

AGENCY

OFFENSE CATEGORY

OFFENSE

OF OFFENSES

<u>Gilbert SP</u>	<u>TOTAL</u>	<u>196</u>
SEX OFFENSES, FORCIBLE		6
Forcible Fondling		2
Forcible Rape		3
Sexual Assault With An Object		1
ASSAULT OFFENSES		51
Aggravated Assault		6
Intimidation		17
Simple Assault		29
BURGLARY/BREAKING & ENTERING		30
Burglary/Breaking & Entering		30
LARCENY/THEFT OFFENSES		50
All Other Larceny		40
Purse-snatching		1
Theft From Building		1
Theft of Motor Vehicle Parts/Accessories		8
MOTOR VEHICLE THEFT		5
Motor Vehicle Theft		5
COUNTERFEITING/FORGERY		2
Counterfeiting/Forgery		2
DESTRUCTION/DAMAGE/VANDALISM OF PROPERTY		27
Destruction/Damage/Vandalism of Property		27
FRAUD OFFENSES		6
False Pretenses/Swindle/Confidence Game		5
Impersonation		1
STOLEN PROPERTY OFFENSES		3
Stolen Property Offenses		3
DRUG/NARCOTIC OFFENSES		12
Drug/Narcotic Violations		12
PROSTITUTION OFFENSES		1
Prostitution		1
WEAPON LAW VIOLATIONS		2
Weapon Law Violations		2

Offenses (Group "A") by Agency

2011

COUNTY

AGENCY

OFFENSE CATEGORY

OFFENSE

OF OFFENSES

<u>Mingo Co SO</u>	<u>TOTAL</u>	<u>84</u>
HOMICIDE OFFENSES		1
Murder and Nonnegligent Manslaughter		1
SEX OFFENSES, FORCIBLE		1
Sexual Assault With An Object		1
ASSAULT OFFENSES		65
Aggravated Assault		7
Intimidation		16
Simple Assault		43
ROBBERY		1
Robbery		1
BURGLARY/BREAKING & ENTERING		3
Burglary/Breaking & Entering		3
LARCENY/THEFT OFFENSES		4
Theft From Building		4
MOTOR VEHICLE THEFT		1
Motor Vehicle Theft		1
DESTRUCTION/DAMAGE/VANDALISM OF PROPERTY		4
Destruction/Damage/Vandalism of Property		4
DRUG/NARCOTIC OFFENSES		2
Drug Equipment Violations		1
Drug/Narcotic Violations		1
WEAPON LAW VIOLATIONS		1
Weapon Law Violations		1

Offenses (Group "A") by Agency

2011

COUNTY

AGENCY

OFFENSE CATEGORY

OFFENSE

OF OFFENSES

<u>Williamson PD</u>	<u>TOTAL</u>	<u>136</u>
SEX OFFENSES, FORCIBLE		1
Sexual Assault With An Object		1
ASSAULT OFFENSES		33
Aggravated Assault		4
Simple Assault		29
KIDNAPING/ABDUCTION		1
Kidnaping/Abduction		1
ROBBERY		4
Robbery		4
BURGLARY/BREAKING & ENTERING		19
Burglary/Breaking & Entering		19
LARCENY/THEFT OFFENSES		36
All Other Larceny		23
Purse-snatching		1
Shoplifting		1
Theft From Building		1
Theft From Motor Vehicle		6
Theft of Motor Vehicle Parts/Accessories		4
COUNTERFEITING/FORGERY		2
Counterfeiting/Forgery		2
DESTRUCTION/DAMAGE/VANDALISM OF PROPERTY		30
Destruction/Damage/Vandalism of Property		30
FRAUD OFFENSES		4
False Pretenses/Swindle/Confidence Game		4
DRUG/NARCOTIC OFFENSES		4
Drug/Narcotic Violations		4
WEAPON LAW VIOLATIONS		2
Weapon Law Violations		2

Offenses (Group "A") by Agency

2011

COUNTY

AGENCY

OFFENSE CATEGORY

OFFENSE

OF OFFENSES

<u>Williamson SP</u>	<u>TOTAL</u>	<u>429</u>
HOMICIDE OFFENSES		2
Murder and Nonnegligent Manslaughter		2
SEX OFFENSES, FORCIBLE		9
Forcible Fondling		5
Forcible Rape		1
Sexual Assault With An Object		3
SEX OFFENSES, NONFORCIBLE		1
Statutory Rape		1
ASSAULT OFFENSES		101
Aggravated Assault		33
Intimidation		16
Simple Assault		56
ROBBERY		1
Robbery		1
BURGLARY/BREAKING & ENTERING		31
Burglary/Breaking & Entering		31
LARCENY/THEFT OFFENSES		102
All Other Larceny		43
Shoplifting		3
Theft From Building		6
Theft From Motor Vehicle		9
Theft of Motor Vehicle Parts/Accessories		41
MOTOR VEHICLE THEFT		16
Motor Vehicle Theft		16
ARSON		3
Arson		3
COUNTERFEITING/FORGERY		7
Counterfeiting/Forgery		7
DESTRUCTION/DAMAGE/VANDALISM OF PROPERTY		44
Destruction/Damage/Vandalism of Property		44
FRAUD OFFENSES		6
False Pretenses/Swindle/Confidence Game		3
Impersonation		3
STOLEN PROPERTY OFFENSES		4
Stolen Property Offenses		4
DRUG/NARCOTIC OFFENSES		86

Offenses (Group "A") by Agency

2011

COUNTY

AGENCY

OFFENSE CATEGORY

OFFENSE

OF OFFENSES

	Drug/Narcotic Violations	86
	WEAPON LAW VIOLATIONS	12
	Weapon Law Violations	12
Monongalia	County TOTAL	4770
DNR - 1 - Monongalia	TOTAL	1
	DRUG/NARCOTIC OFFENSES	1
	Drug/Narcotic Violations	1

Offenses (Group "A") by Agency

2011

COUNTY

AGENCY

OFFENSE CATEGORY

OFFENSE

OF OFFENSES

Monongalia Co SO	TOTAL	974
SEX OFFENSES, FORCIBLE		13
Forcible Fondling		5
Forcible Rape		7
Forcible Sodomy		1
Sexual Assault With An Object		1
ASSAULT OFFENSES		133
Aggravated Assault		105
Intimidation		9
Simple Assault		21
KIDNAPING/ABDUCTION		1
Kidnaping/Abduction		1
ROBBERY		8
Robbery		8
BURGLARY/BREAKING & ENTERING		142
Burglary/Breaking & Entering		142
LARCENY/THEFT OFFENSES		388
All Other Larceny		316
Shoplifting		62
Theft From Building		1
Theft From Motor Vehicle		9
MOTOR VEHICLE THEFT		14
Motor Vehicle Theft		14
COUNTERFEITING/FORGERY		9
Counterfeiting/Forgery		9
DESTRUCTION/DAMAGE/VANDALISM OF PROPERTY		153
Destruction/Damage/Vandalism of Property		153
EMBEZZLEMENT		4
Embezzlement		4
FRAUD OFFENSES		38
Credit Card/Automatic Teller Fraud		14
False Pretenses/Swindle/Confidence Game		23
Impersonation		2
STOLEN PROPERTY OFFENSES		6
Stolen Property Offenses		6
DRUG/NARCOTIC OFFENSES		51
Drug Equipment Violations		2

Offenses (Group "A") by Agency

2011

COUNTY

AGENCY

OFFENSE CATEGORY

OFFENSE

OF OFFENSES

Drug/Narcotic Violations	49
PORNOGRAPHY/OBSCENE MATERIAL	1
Pornography/Obscene Material	1
WEAPON LAW VIOLATIONS	9
Weapon Law Violations	9

Offenses (Group "A") by Agency

2011

COUNTY

AGENCY

OFFENSE CATEGORY

OFFENSE

OF OFFENSES

<u>Morgantown PD</u>	<u>TOTAL</u>	<u>1,836</u>
HOMICIDE OFFENSES		1
Murder and Nonnegligent Manslaughter		1
SEX OFFENSES, FORCIBLE		25
Forcible Fondling		10
Forcible Rape		11
Forcible Sodomy		2
Sexual Assault With An Object		2
SEX OFFENSES, NONFORCIBLE		2
Incest		1
Statutory Rape		1
ASSAULT OFFENSES		245
Aggravated Assault		58
Intimidation		28
Simple Assault		167
KIDNAPING/ABDUCTION		1
Kidnaping/Abduction		1
ROBBERY		26
Robbery		26
BURGLARY/BREAKING & ENTERING		245
Burglary/Breaking & Entering		245
LARCENY/THEFT OFFENSES		549
All Other Larceny		251
Pocket-picking		2
Shoplifting		65
Theft From Building		53
Theft From Motor Vehicle		125
Theft of Motor Vehicle Parts/Accessories		55
MOTOR VEHICLE THEFT		22
Motor Vehicle Theft		22
ARSON		8
Arson		8
COUNTERFEITING/FORGERY		39
Counterfeiting/Forgery		39
DESTRUCTION/DAMAGE/VANDALISM OF PROPERTY		470
Destruction/Damage/Vandalism of Property		470

Offenses (Group "A") by Agency

2011

COUNTY

AGENCY

OFFENSE CATEGORY

OFFENSE

OF OFFENSES

EMBEZZLEMENT	10
Embezzlement	10
FRAUD OFFENSES	53
Credit Card/Automatic Teller Fraud	30
False Pretenses/Swindle/Confidence Game	21
Impersonation	2
STOLEN PROPERTY OFFENSES	1
Stolen Property Offenses	1
DRUG/NARCOTIC OFFENSES	97
Drug Equipment Violations	5
Drug/Narcotic Violations	97
PORNOGRAPHY/OBSCENE MATERIAL	1
Pornography/Obscene Material	1
PROSTITUTION OFFENSES	1
Assisting or Promoting Prostitution	1
WEAPON LAW VIOLATIONS	25
Weapon Law Violations	25

Offenses (Group "A") by Agency

2011

COUNTY

AGENCY

OFFENSE CATEGORY

OFFENSE

OF OFFENSES

<u>Morgantown SP</u>	<u>TOTAL</u>	<u>1,353</u>
HOMICIDE OFFENSES		1
Murder and Nonnegligent Manslaughter		1
SEX OFFENSES, FORCIBLE		19
Forcible Fondling		6
Forcible Rape		9
Forcible Sodomy		1
Sexual Assault With An Object		3
SEX OFFENSES, NONFORCIBLE		2
Statutory Rape		2
ASSAULT OFFENSES		235
Aggravated Assault		53
Intimidation		57
Simple Assault		128
ROBBERY		7
Robbery		7
BURGLARY/BREAKING & ENTERING		219
Burglary/Breaking & Entering		219
LARCENY/THEFT OFFENSES		451
All Other Larceny		158
Purse-snatching		1
Shoplifting		88
Theft From Building		14
Theft From Motor Vehicle		102
Theft of Motor Vehicle Parts/Accessories		88
MOTOR VEHICLE THEFT		39
Motor Vehicle Theft		39
ARSON		2
Arson		2
COUNTERFEITING/FORGERY		34
Counterfeiting/Forgery		34
DESTRUCTION/DAMAGE/VANDALISM OF PROPERTY		230
Destruction/Damage/Vandalism of Property		230
EMBEZZLEMENT		10
Embezzlement		10
FRAUD OFFENSES		46
Credit Card/Automatic Teller Fraud		1

Offenses (Group "A") by Agency

2011

COUNTY

AGENCY

OFFENSE CATEGORY

OFFENSE

OF OFFENSES

	False Pretenses/Swindle/Confidence Game	40
	Impersonation	4
	Wire Fraud	1
	STOLEN PROPERTY OFFENSES	8
	Stolen Property Offenses	8
	DRUG/NARCOTIC OFFENSES	42
	Drug/Narcotic Violations	42
	PORNOGRAPHY/OBSCENE MATERIAL	1
	Pornography/Obscene Material	1
	WEAPON LAW VIOLATIONS	4
	Weapon Law Violations	4
tf Monongalia Valley Drug	TOTAL	3
	DRUG/NARCOTIC OFFENSES	3
	Drug/Narcotic Violations	3

Offenses (Group "A") by Agency

2011

COUNTY

AGENCY

OFFENSE CATEGORY

OFFENSE

OF OFFENSES

<u>WV University - Police</u>	<u>TOTAL</u>	<u>603</u>
SEX OFFENSES, FORCIBLE		4
Forcible Fondling		3
Forcible Rape		1
ASSAULT OFFENSES		76
Aggravated Assault		38
Intimidation		17
Simple Assault		22
ROBBERY		1
Robbery		1
BURGLARY/BREAKING & ENTERING		7
Burglary/Breaking & Entering		7
LARCENY/THEFT OFFENSES		169
All Other Larceny		58
Purse-snatching		1
Shoplifting		1
Theft From Building		91
Theft From Coin Operated Machine or Device		3
Theft From Motor Vehicle		14
Theft of Motor Vehicle Parts/Accessories		1
MOTOR VEHICLE THEFT		3
Motor Vehicle Theft		3
ARSON		3
Arson		3
COUNTERFEITING/FORGERY		1
Counterfeiting/Forgery		1
DESTRUCTION/DAMAGE/VANDALISM OF PROPERTY		118
Destruction/Damage/Vandalism of Property		118
EXTORTION/BLACKMAIL		1
Extortion/Blackmail		1
FRAUD OFFENSES		22
Credit Card/Automatic Teller Fraud		2
False Pretenses/Swindle/Confidence Game		20
STOLEN PROPERTY OFFENSES		2
Stolen Property Offenses		2
DRUG/NARCOTIC OFFENSES		193
Drug/Narcotic Violations		193

Offenses (Group "A") by Agency

2011

COUNTY

AGENCY

OFFENSE CATEGORY

OFFENSE

OF OFFENSES

COUNTY	AGENCY	OFFENSE CATEGORY	OFFENSE	# OF OFFENSES
		WEAPON LAW VIOLATIONS		2
			Weapon Law Violations	2
Monroe	County	TOTAL		301
	Alderson PD	TOTAL		3
		ASSAULT OFFENSES		1
			Simple Assault	1
		COUNTERFEITING/FORGERY		1
			Counterfeiting/Forgery	1
		DESTRUCTION/DAMAGE/VANDALISM OF PROPERTY		1
			Destruction/Damage/Vandalism of Property	1
	DNR - 4 - Monroe	TOTAL		2
		DRUG/NARCOTIC OFFENSES		1
			Drug/Narcotic Violations	1
		WEAPON LAW VIOLATIONS		1
			Weapon Law Violations	1

Offenses (Group "A") by Agency

2011

COUNTY

AGENCY

OFFENSE CATEGORY

OFFENSE

OF OFFENSES

Monroe Co SO	TOTAL	152
SEX OFFENSES, FORCIBLE		1
Forcible Sodomy		1
SEX OFFENSES, NONFORCIBLE		1
Statutory Rape		1
ASSAULT OFFENSES		51
Aggravated Assault		8
Intimidation		6
Simple Assault		37
ROBBERY		1
Robbery		1
BURGLARY/BREAKING & ENTERING		20
Burglary/Breaking & Entering		20
LARCENY/THEFT OFFENSES		52
All Other Larceny		35
Theft From Building		10
Theft From Motor Vehicle		7
MOTOR VEHICLE THEFT		4
Motor Vehicle Theft		4
COUNTERFEITING/FORGERY		1
Counterfeiting/Forgery		1
DESTRUCTION/DAMAGE/VANDALISM OF PROPERTY		14
Destruction/Damage/Vandalism of Property		14
FRAUD OFFENSES		4
False Pretenses/Swindle/Confidence Game		3
Impersonation		1
DRUG/NARCOTIC OFFENSES		3
Drug/Narcotic Violations		3

Offenses (Group "A") by Agency

2011

COUNTY

AGENCY

OFFENSE CATEGORY

OFFENSE

OF OFFENSES

Union SP	TOTAL	144
HOMICIDE OFFENSES		1
Murder and Nonnegligent Manslaughter		1
SEX OFFENSES, FORCIBLE		1
Sexual Assault With An Object		1
ASSAULT OFFENSES		29
Aggravated Assault		3
Intimidation		8
Simple Assault		18
KIDNAPING/ABDUCTION		1
Kidnaping/Abduction		1
ROBBERY		1
Robbery		1
BURGLARY/BREAKING & ENTERING		16
Burglary/Breaking & Entering		16
LARCENY/THEFT OFFENSES		30
All Other Larceny		16
Theft From Building		3
Theft From Motor Vehicle		5
Theft of Motor Vehicle Parts/Accessories		6
MOTOR VEHICLE THEFT		5
Motor Vehicle Theft		5
COUNTERFEITING/FORGERY		18
Counterfeiting/Forgery		18
DESTRUCTION/DAMAGE/VANDALISM OF PROPERTY		10
Destruction/Damage/Vandalism of Property		10
FRAUD OFFENSES		26
False Pretenses/Swindle/Confidence Game		26
STOLEN PROPERTY OFFENSES		1
Stolen Property Offenses		1
DRUG/NARCOTIC OFFENSES		3
Drug/Narcotic Violations		3
WEAPON LAW VIOLATIONS		2
Weapon Law Violations		2
Morgan County TOTAL		704

Offenses (Group "A") by Agency

2011

COUNTY

AGENCY

OFFENSE CATEGORY

OFFENSE

OF OFFENSES

<u>Berkeley Springs SP</u>	<u>TOTAL</u>	<u>240</u>
SEX OFFENSES, FORCIBLE		1
Sexual Assault With An Object		1
SEX OFFENSES, NONFORCIBLE		1
Statutory Rape		1
ASSAULT OFFENSES		45
Aggravated Assault		6
Intimidation		10
Simple Assault		29
BURGLARY/BREAKING & ENTERING		48
Burglary/Breaking & Entering		48
LARCENY/THEFT OFFENSES		63
All Other Larceny		44
Shoplifting		6
Theft From Building		2
Theft From Motor Vehicle		8
Theft of Motor Vehicle Parts/Accessories		3
MOTOR VEHICLE THEFT		9
Motor Vehicle Theft		9
ARSON		1
Arson		1
COUNTERFEITING/FORGERY		2
Counterfeiting/Forgery		2
DESTRUCTION/DAMAGE/VANDALISM OF PROPERTY		43
Destruction/Damage/Vandalism of Property		43
EMBEZZLEMENT		1
Embezzlement		1
FRAUD OFFENSES		11
False Pretenses/Swindle/Confidence Game		3
Impersonation		6
Wire Fraud		2
STOLEN PROPERTY OFFENSES		1
Stolen Property Offenses		1
DRUG/NARCOTIC OFFENSES		12
Drug/Narcotic Violations		12
WEAPON LAW VIOLATIONS		2
Weapon Law Violations		2

Offenses (Group "A") by Agency

2011

COUNTY

AGENCY

OFFENSE CATEGORY

OFFENSE

OF OFFENSES

<u>DNR - 2 - Morgan</u>	<u>TOTAL</u>	<u>1</u>
WEAPON LAW VIOLATIONS		1
Weapon Law Violations		1

Offenses (Group "A") by Agency

2011

COUNTY

AGENCY

OFFENSE CATEGORY

OFFENSE

OF OFFENSES

<u>Morgan Co SO</u>	<u>TOTAL</u>	<u>463</u>
HOMICIDE OFFENSES		3
Murder and Nonnegligent Manslaughter		3
SEX OFFENSES, FORCIBLE		6
Forcible Fondling		3
Forcible Rape		1
Sexual Assault With An Object		2
ASSAULT OFFENSES		128
Aggravated Assault		7
Intimidation		43
Simple Assault		79
KIDNAPING/ABDUCTION		1
Kidnaping/Abduction		1
ROBBERY		3
Robbery		3
BURGLARY/BREAKING & ENTERING		61
Burglary/Breaking & Entering		61
LARCENY/THEFT OFFENSES		79
All Other Larceny		59
Shoplifting		2
Theft From Building		3
Theft From Coin Operated Machine or Device		1
Theft From Motor Vehicle		9
Theft of Motor Vehicle Parts/Accessories		5
MOTOR VEHICLE THEFT		10
Motor Vehicle Theft		10
ARSON		1
Arson		1
COUNTERFEITING/FORGERY		11
Counterfeiting/Forgery		11
DESTRUCTION/DAMAGE/VANDALISM OF PROPERTY		73
Destruction/Damage/Vandalism of Property		73
EMBEZZLEMENT		1
Embezzlement		1
FRAUD OFFENSES		8
False Pretenses/Swindle/Confidence Game		7
Impersonation		1

Offenses (Group "A") by Agency

2011

COUNTY

AGENCY

OFFENSE CATEGORY

OFFENSE

OF OFFENSES

STOLEN PROPERTY OFFENSES	4
Stolen Property Offenses	4
DRUG/NARCOTIC OFFENSES	63
Drug/Narcotic Violations	63
PORNOGRAPHY/OBSCENE MATERIAL	2
Pornography/Obscene Material	2
PROSTITUTION OFFENSES	3
Assisting or Promoting Prostitution	3
WEAPON LAW VIOLATIONS	5
Weapon Law Violations	5

Nicholas	County TOTAL	1246
-----------------	---------------------	-------------

DNR - 3 - Nicholas	TOTAL	5
DRUG/NARCOTIC OFFENSES		1
Drug/Narcotic Violations		1
WEAPON LAW VIOLATIONS		4
Weapon Law Violations		4

Offenses (Group "A") by Agency

2011

COUNTY

AGENCY

OFFENSE CATEGORY

OFFENSE

OF OFFENSES

<u>Nicholas Co SO</u>	<u>TOTAL</u>	<u>682</u>
SEX OFFENSES, FORCIBLE		14
Forcible Fondling		8
Forcible Rape		5
Forcible Sodomy		1
SEX OFFENSES, NONFORCIBLE		1
Incest		1
ASSAULT OFFENSES		217
Aggravated Assault		154
Intimidation		35
Simple Assault		39
ROBBERY		4
Robbery		4
BURGLARY/BREAKING & ENTERING		59
Burglary/Breaking & Entering		59
LARCENY/THEFT OFFENSES		212
All Other Larceny		182
Shoplifting		28
Theft From Motor Vehicle		3
MOTOR VEHICLE THEFT		11
Motor Vehicle Theft		11
ARSON		5
Arson		5
COUNTERFEITING/FORGERY		8
Counterfeiting/Forgery		8
DESTRUCTION/DAMAGE/VANDALISM OF PROPERTY		83
Destruction/Damage/Vandalism of Property		83
FRAUD OFFENSES		16
Credit Card/Automatic Teller Fraud		8
False Pretenses/Swindle/Confidence Game		8
Impersonation		1
STOLEN PROPERTY OFFENSES		9
Stolen Property Offenses		9
DRUG/NARCOTIC OFFENSES		19
Drug Equipment Violations		1
Drug/Narcotic Violations		18
WEAPON LAW VIOLATIONS		11

Offenses (Group "A") by Agency

2011

COUNTY

AGENCY

OFFENSE CATEGORY

OFFENSE

OF OFFENSES

		# OF OFFENSES
	Weapon Law Violations	11
Richwood SP	TOTAL	95
	SEX OFFENSES, FORCIBLE	2
	Forcible Fondling	1
	Sexual Assault With An Object	1
	ASSAULT OFFENSES	9
	Aggravated Assault	1
	Intimidation	2
	Simple Assault	6
	BURGLARY/BREAKING & ENTERING	4
	Burglary/Breaking & Entering	4
	LARCENY/THEFT OFFENSES	13
	All Other Larceny	3
	Shoplifting	2
	Theft From Building	4
	Theft From Motor Vehicle	1
	Theft of Motor Vehicle Parts/Accessories	3
	MOTOR VEHICLE THEFT	1
	Motor Vehicle Theft	1
	ARSON	1
	Arson	1
	COUNTERFEITING/FORGERY	2
	Counterfeiting/Forgery	2
	DESTRUCTION/DAMAGE/VANDALISM OF PROPERTY	10
	Destruction/Damage/Vandalism of Property	10
	EMBEZZLEMENT	1
	Embezzlement	1
	FRAUD OFFENSES	3
	False Pretenses/Swindle/Confidence Game	3
	DRUG/NARCOTIC OFFENSES	41
	Drug Equipment Violations	8
	Drug/Narcotic Violations	38
	WEAPON LAW VIOLATIONS	3
	Weapon Law Violations	3

Offenses (Group "A") by Agency

2011

COUNTY

AGENCY

OFFENSE CATEGORY

OFFENSE

OF OFFENSES

<u>Summersville PD</u>	<u>TOTAL</u>	<u>217</u>
ASSAULT OFFENSES		45
Aggravated Assault		23
Intimidation		2
Simple Assault		22
ROBBERY		2
Robbery		2
BURGLARY/BREAKING & ENTERING		12
Burglary/Breaking & Entering		12
LARCENY/THEFT OFFENSES		105
All Other Larceny		31
Shoplifting		60
Theft From Motor Vehicle		12
Theft of Motor Vehicle Parts/Accessories		2
MOTOR VEHICLE THEFT		6
Motor Vehicle Theft		6
COUNTERFEITING/FORGERY		1
Counterfeiting/Forgery		1
DESTRUCTION/DAMAGE/VANDALISM OF PROPERTY		15
Destruction/Damage/Vandalism of Property		15
EMBEZZLEMENT		1
Embezzlement		1
FRAUD OFFENSES		3
Credit Card/Automatic Teller Fraud		2
False Pretenses/Swindle/Confidence Game		1
DRUG/NARCOTIC OFFENSES		24
Drug/Narcotic Violations		24
WEAPON LAW VIOLATIONS		1
Weapon Law Violations		1

Offenses (Group "A") by Agency

2011

COUNTY

AGENCY

OFFENSE CATEGORY

OFFENSE

OF OFFENSES

Summersville SP	TOTAL	180
SEX OFFENSES, FORCIBLE		2
Forcible Fondling		1
Sexual Assault With An Object		1
ASSAULT OFFENSES		21
Aggravated Assault		3
Intimidation		7
Simple Assault		12
BURGLARY/BREAKING & ENTERING		13
Burglary/Breaking & Entering		13
LARCENY/THEFT OFFENSES		55
All Other Larceny		28
Pocket-picking		1
Purse-snatching		1
Shoplifting		2
Theft From Building		6
Theft From Motor Vehicle		16
Theft of Motor Vehicle Parts/Accessories		1
MOTOR VEHICLE THEFT		7
Motor Vehicle Theft		7
COUNTERFEITING/FORGERY		6
Counterfeiting/Forgery		6
DESTRUCTION/DAMAGE/VANDALISM OF PROPERTY		19
Destruction/Damage/Vandalism of Property		19
FRAUD OFFENSES		25
Credit Card/Automatic Teller Fraud		17
False Pretenses/Swindle/Confidence Game		8
STOLEN PROPERTY OFFENSES		2
Stolen Property Offenses		2
DRUG/NARCOTIC OFFENSES		29
Drug/Narcotic Violations		29

Offenses (Group "A") by Agency

2011

COUNTY

AGENCY

OFFENSE CATEGORY

OFFENSE

OF OFFENSES

COUNTY	AGENCY	OFFENSE CATEGORY	OFFENSE	# OF OFFENSES
	tf Central WV Drug	TOTAL		67
		COUNTERFEITING/FORGERY		1
		Counterfeiting/Forgery		1
		FRAUD OFFENSES		1
		False Pretenses/Swindle/Confidence Game		1
		DRUG/NARCOTIC OFFENSES		65
		Drug Equipment Violations		11
		Drug/Narcotic Violations		54
Ohio	County	TOTAL		3089
	Bethlehem PD	TOTAL		20
		ASSAULT OFFENSES		6
		Aggravated Assault		5
		Simple Assault		1
		BURGLARY/BREAKING & ENTERING		3
		Burglary/Breaking & Entering		3
		LARCENY/THEFT OFFENSES		6
		All Other Larceny		4
		Theft From Coin Operated Machine or Device		2
		COUNTERFEITING/FORGERY		1
		Counterfeiting/Forgery		1
		DESTRUCTION/DAMAGE/VANDALISM OF PROPERTY		2
		Destruction/Damage/Vandalism of Property		2
		FRAUD OFFENSES		1
		Credit Card/Automatic Teller Fraud		1
		WEAPON LAW VIOLATIONS		1
		Weapon Law Violations		1
	DNR - 1 - Ohio	TOTAL		1
		WEAPON LAW VIOLATIONS		1
		Weapon Law Violations		1

Offenses (Group "A") by Agency

2011

COUNTY

AGENCY

OFFENSE CATEGORY

OFFENSE

OF OFFENSES

Ohio Co SO	TOTAL	475
SEX OFFENSES, FORCIBLE		3
Forcible Fondling		2
Forcible Rape		1
ASSAULT OFFENSES		82
Aggravated Assault		62
Intimidation		12
Simple Assault		10
KIDNAPING/ABDUCTION		2
Kidnaping/Abduction		2
BURGLARY/BREAKING & ENTERING		78
Burglary/Breaking & Entering		78
LARCENY/THEFT OFFENSES		194
All Other Larceny		47
Purse-snatching		1
Shoplifting		105
Theft From Building		22
Theft From Coin Operated Machine or Device		4
Theft From Motor Vehicle		15
MOTOR VEHICLE THEFT		7
Motor Vehicle Theft		7
COUNTERFEITING/FORGERY		8
Counterfeiting/Forgery		8
DESTRUCTION/DAMAGE/VANDALISM OF PROPERTY		19
Destruction/Damage/Vandalism of Property		19
EMBEZZLEMENT		2
Embezzlement		2
FRAUD OFFENSES		16
Credit Card/Automatic Teller Fraud		3
False Pretenses/Swindle/Confidence Game		11
Impersonation		2
STOLEN PROPERTY OFFENSES		1
Stolen Property Offenses		1
DRUG/NARCOTIC OFFENSES		57
Drug/Narcotic Violations		57
PORNOGRAPHY/OBSCENE MATERIAL		1
Pornography/Obscene Material		1

Offenses (Group "A") by Agency

2011

COUNTY

AGENCY

OFFENSE CATEGORY

OFFENSE

OF OFFENSES

WEAPON LAW VIOLATIONS	3
Weapon Law Violations	3
tf Ohio Valley Drug & Vio Crime TOTAL	54
DRUG/NARCOTIC OFFENSES	54
Drug/Narcotic Violations	54
Triadelphia PD TOTAL	11
ASSAULT OFFENSES	4
Aggravated Assault	2
Intimidation	1
Simple Assault	1
BURGLARY/BREAKING & ENTERING	1
Burglary/Breaking & Entering	1
LARCENY/THEFT OFFENSES	2
All Other Larceny	1
Theft From Motor Vehicle	1
DESTRUCTION/DAMAGE/VANDALISM OF PROPERTY	2
Destruction/Damage/Vandalism of Property	2
FRAUD OFFENSES	1
Credit Card/Automatic Teller Fraud	1
DRUG/NARCOTIC OFFENSES	1
Drug/Narcotic Violations	1
West Liberty College TOTAL	17
SEX OFFENSES, FORCIBLE	1
Sexual Assault With An Object	1
ASSAULT OFFENSES	3
Aggravated Assault	2
Simple Assault	1
LARCENY/THEFT OFFENSES	10
All Other Larceny	1
Theft From Building	3
Theft From Motor Vehicle	6
DESTRUCTION/DAMAGE/VANDALISM OF PROPERTY	2
Destruction/Damage/Vandalism of Property	2
DRUG/NARCOTIC OFFENSES	1
Drug Equipment Violations	1

Offenses (Group "A") by Agency

2011

COUNTY

AGENCY

OFFENSE CATEGORY

OFFENSE

OF OFFENSES

<u>Wheeling PD</u>	<u>TOTAL</u>	<u>2,254</u>
HOMICIDE OFFENSES		1
Murder and Nonnegligent Manslaughter		1
SEX OFFENSES, FORCIBLE		16
Forcible Fondling		4
Forcible Rape		11
Sexual Assault With An Object		1
ASSAULT OFFENSES		597
Aggravated Assault		195
Intimidation		136
Simple Assault		280
KIDNAPING/ABDUCTION		2
Kidnaping/Abduction		2
ROBBERY		41
Robbery		41
BURGLARY/BREAKING & ENTERING		321
Burglary/Breaking & Entering		321
LARCENY/THEFT OFFENSES		587
All Other Larceny		448
Shoplifting		87
Theft From Building		5
Theft From Coin Operated Machine or Device		3
Theft From Motor Vehicle		42
Theft of Motor Vehicle Parts/Accessories		9
MOTOR VEHICLE THEFT		33
Motor Vehicle Theft		33
ARSON		1
Arson		1
COUNTERFEITING/FORGERY		33
Counterfeiting/Forgery		33
DESTRUCTION/DAMAGE/VANDALISM OF PROPERTY		351
Destruction/Damage/Vandalism of Property		351
EMBEZZLEMENT		6
Embezzlement		6
FRAUD OFFENSES		90
Credit Card/Automatic Teller Fraud		34
False Pretenses/Swindle/Confidence Game		53

Offenses (Group "A") by Agency

2011

COUNTY

AGENCY

OFFENSE CATEGORY

OFFENSE

OF OFFENSES

Impersonation	3
STOLEN PROPERTY OFFENSES	5
Stolen Property Offenses	5
DRUG/NARCOTIC OFFENSES	134
Drug Equipment Violations	3
Drug/Narcotic Violations	131
PORNOGRAPHY/OBSCENE MATERIAL	1
Pornography/Obscene Material	1
WEAPON LAW VIOLATIONS	14
Weapon Law Violations	14

Offenses (Group "A") by Agency

2011

COUNTY

AGENCY

OFFENSE CATEGORY

OFFENSE

OF OFFENSES

<u>Wheeling SP</u>	<u>TOTAL</u>	<u>257</u>
SEX OFFENSES, FORCIBLE		8
Forcible Fondling		3
Forcible Rape		5
SEX OFFENSES, NONFORCIBLE		1
Incest		1
ASSAULT OFFENSES		19
Intimidation		6
Simple Assault		13
BURGLARY/BREAKING & ENTERING		16
Burglary/Breaking & Entering		16
LARCENY/THEFT OFFENSES		48
All Other Larceny		12
Shoplifting		25
Theft From Motor Vehicle		1
Theft of Motor Vehicle Parts/Accessories		10
MOTOR VEHICLE THEFT		2
Motor Vehicle Theft		2
COUNTERFEITING/FORGERY		6
Counterfeiting/Forgery		6
DESTRUCTION/DAMAGE/VANDALISM OF PROPERTY		8
Destruction/Damage/Vandalism of Property		8
EMBEZZLEMENT		1
Embezzlement		1
FRAUD OFFENSES		16
False Pretenses/Swindle/Confidence Game		15
Impersonation		1
STOLEN PROPERTY OFFENSES		4
Stolen Property Offenses		4
DRUG/NARCOTIC OFFENSES		124
Drug/Narcotic Violations		124
PORNOGRAPHY/OBSCENE MATERIAL		2
Pornography/Obscene Material		2
WEAPON LAW VIOLATIONS		2
Weapon Law Violations		2
Pendleton County TOTAL		95

Offenses (Group "A") by Agency

2011

COUNTY

AGENCY

OFFENSE CATEGORY

OFFENSE

OF OFFENSES

Franklin SP	TOTAL	95
HOMICIDE OFFENSES		1
Murder and Nonnegligent Manslaughter		1
SEX OFFENSES, FORCIBLE		1
Forcible Rape		1
ASSAULT OFFENSES		29
Aggravated Assault		4
Intimidation		8
Simple Assault		17
BURGLARY/BREAKING & ENTERING		12
Burglary/Breaking & Entering		12
LARCENY/THEFT OFFENSES		19
All Other Larceny		13
Theft From Building		2
Theft From Motor Vehicle		3
Theft of Motor Vehicle Parts/Accessories		1
MOTOR VEHICLE THEFT		1
Motor Vehicle Theft		1
COUNTERFEITING/FORGERY		3
Counterfeiting/Forgery		3
DESTRUCTION/DAMAGE/VANDALISM OF PROPERTY		18
Destruction/Damage/Vandalism of Property		18
EXTORTION/BLACKMAIL		1
Extortion/Blackmail		1
FRAUD OFFENSES		2
Impersonation		2
DRUG/NARCOTIC OFFENSES		6
Drug Equipment Violations		1
Drug/Narcotic Violations		5
WEAPON LAW VIOLATIONS		2
Weapon Law Violations		2
Pleasants County TOTAL		69
DNR - 6 - Pleasants	TOTAL	1
DRUG/NARCOTIC OFFENSES		1
Drug/Narcotic Violations		1

Offenses (Group "A") by Agency

2011

COUNTY

AGENCY

OFFENSE CATEGORY

OFFENSE

OF OFFENSES

AGENCY	TOTAL	# OF OFFENSES
Pleasants Co SO	TOTAL	6
ASSAULT OFFENSES		5
Simple Assault		5
LARCENY/THEFT OFFENSES		1
Theft From Building		1
St Marys SP	TOTAL	62
SEX OFFENSES, FORCIBLE		3
Forcible Rape		2
Sexual Assault With An Object		1
ASSAULT OFFENSES		17
Aggravated Assault		1
Intimidation		3
Simple Assault		13
BURGLARY/BREAKING & ENTERING		3
Burglary/Breaking & Entering		3
LARCENY/THEFT OFFENSES		14
All Other Larceny		10
Theft From Building		3
Theft From Motor Vehicle		1
Theft of Motor Vehicle Parts/Accessories		1
MOTOR VEHICLE THEFT		3
Motor Vehicle Theft		3
COUNTERFEITING/FORGERY		1
Counterfeiting/Forgery		1
DESTRUCTION/DAMAGE/VANDALISM OF PROPERTY		8
Destruction/Damage/Vandalism of Property		8
FRAUD OFFENSES		2
False Pretenses/Swindle/Confidence Game		2
DRUG/NARCOTIC OFFENSES		10
Drug/Narcotic Violations		10

Pocahontas County TOTAL 283

AGENCY	TOTAL	# OF OFFENSES
DNR - 3 - Pocahontas	TOTAL	1
DRUG/NARCOTIC OFFENSES		1
Drug/Narcotic Violations		1

Offenses (Group "A") by Agency

2011

COUNTY

AGENCY

OFFENSE CATEGORY

OFFENSE

OF OFFENSES

<u>Marlinton SP</u>	<u>TOTAL</u>	<u>229</u>
SEX OFFENSES, FORCIBLE		2
Forcible Fondling		2
ASSAULT OFFENSES		56
Aggravated Assault		3
Intimidation		11
Simple Assault		44
BURGLARY/BREAKING & ENTERING		24
Burglary/Breaking & Entering		24
LARCENY/THEFT OFFENSES		58
All Other Larceny		41
Shoplifting		7
Theft From Building		4
Theft From Motor Vehicle		6
MOTOR VEHICLE THEFT		3
Motor Vehicle Theft		3
ARSON		1
Arson		1
COUNTERFEITING/FORGERY		7
Counterfeiting/Forgery		7
DESTRUCTION/DAMAGE/VANDALISM OF PROPERTY		31
Destruction/Damage/Vandalism of Property		31
EMBEZZLEMENT		5
Embezzlement		5
FRAUD OFFENSES		10
Credit Card/Automatic Teller Fraud		1
False Pretenses/Swindle/Confidence Game		6
Impersonation		3
DRUG/NARCOTIC OFFENSES		22
Drug Equipment Violations		2
Drug/Narcotic Violations		20
PORNOGRAPHY/OBSCENE MATERIAL		1
Pornography/Obscene Material		1
WEAPON LAW VIOLATIONS		7
Weapon Law Violations		7

Offenses (Group "A") by Agency

2011

COUNTY

AGENCY

OFFENSE CATEGORY

OFFENSE

OF OFFENSES

<u>Pocahontas Co SO</u>	<u>TOTAL</u>	<u>53</u>
SEX OFFENSES, FORCIBLE		3
Forcible Fondling		3
ASSAULT OFFENSES		23
Aggravated Assault		3
Intimidation		5
Simple Assault		15
BURGLARY/BREAKING & ENTERING		5
Burglary/Breaking & Entering		5
LARCENY/THEFT OFFENSES		7
All Other Larceny		2
Theft From Building		3
Theft From Motor Vehicle		1
Theft of Motor Vehicle Parts/Accessories		1
DESTRUCTION/DAMAGE/VANDALISM OF PROPERTY		7
Destruction/Damage/Vandalism of Property		7
EXTORTION/BLACKMAIL		1
Extortion/Blackmail		1
FRAUD OFFENSES		2
False Pretenses/Swindle/Confidence Game		2
DRUG/NARCOTIC OFFENSES		1
Drug/Narcotic Violations		1
WEAPON LAW VIOLATIONS		4
Weapon Law Violations		4
Preston	County TOTAL	1146
<u>DNR - 1 - Preston</u>	<u>TOTAL</u>	<u>2</u>
DRUG/NARCOTIC OFFENSES		1
Drug/Narcotic Violations		1
WEAPON LAW VIOLATIONS		1
Weapon Law Violations		1

Offenses (Group "A") by Agency

2011

COUNTY

AGENCY

OFFENSE CATEGORY

OFFENSE

OF OFFENSES

<u>Kingwood PD</u>	<u>TOTAL</u>	<u>9</u>
ASSAULT OFFENSES		1
Aggravated Assault		1
BURGLARY/BREAKING & ENTERING		6
Burglary/Breaking & Entering		6
LARCENY/THEFT OFFENSES		1
All Other Larceny		1
DESTRUCTION/DAMAGE/VANDALISM OF PROPERTY		1
Destruction/Damage/Vandalism of Property		1

Offenses (Group "A") by Agency

2011

COUNTY

AGENCY

OFFENSE CATEGORY

OFFENSE

OF OFFENSES

Kingwood SP	TOTAL	483
SEX OFFENSES, FORCIBLE		19
Forcible Fondling		10
Forcible Rape		6
Forcible Sodomy		1
Sexual Assault With An Object		2
SEX OFFENSES, NONFORCIBLE		1
Statutory Rape		1
ASSAULT OFFENSES		88
Aggravated Assault		16
Intimidation		18
Simple Assault		58
KIDNAPING/ABDUCTION		1
Kidnaping/Abduction		1
ROBBERY		1
Robbery		1
BURGLARY/BREAKING & ENTERING		81
Burglary/Breaking & Entering		81
LARCENY/THEFT OFFENSES		77
All Other Larceny		50
Shoplifting		14
Theft From Motor Vehicle		12
Theft of Motor Vehicle Parts/Accessories		1
MOTOR VEHICLE THEFT		21
Motor Vehicle Theft		21
ARSON		3
Arson		3
COUNTERFEITING/FORGERY		6
Counterfeiting/Forgery		6
DESTRUCTION/DAMAGE/VANDALISM OF PROPERTY		85
Destruction/Damage/Vandalism of Property		85
EMBEZZLEMENT		1
Embezzlement		1
EXTORTION/BLACKMAIL		1
Extortion/Blackmail		1
FRAUD OFFENSES		14
False Pretenses/Swindle/Confidence Game		13

Offenses (Group "A") by Agency

2011

COUNTY

AGENCY

OFFENSE CATEGORY

OFFENSE

OF OFFENSES

Impersonation	1
STOLEN PROPERTY OFFENSES	4
Stolen Property Offenses	4
DRUG/NARCOTIC OFFENSES	74
Drug/Narcotic Violations	74
WEAPON LAW VIOLATIONS	2
Weapon Law Violations	2

Offenses (Group "A") by Agency

2011

COUNTY

AGENCY

OFFENSE CATEGORY

OFFENSE

OF OFFENSES

<u>Preston Co SO</u>	<u>TOTAL</u>	<u>634</u>
HOMICIDE OFFENSES		1
Negligent Manslaughter		1
SEX OFFENSES, FORCIBLE		3
Forcible Fondling		1
Forcible Rape		2
ASSAULT OFFENSES		109
Aggravated Assault		44
Intimidation		21
Simple Assault		45
ROBBERY		1
Robbery		1
BURGLARY/BREAKING & ENTERING		122
Burglary/Breaking & Entering		122
LARCENY/THEFT OFFENSES		178
All Other Larceny		145
Shoplifting		19
Theft From Building		8
Theft From Motor Vehicle		7
Theft of Motor Vehicle Parts/Accessories		1
MOTOR VEHICLE THEFT		15
Motor Vehicle Theft		15
ARSON		1
Arson		1
COUNTERFEITING/FORGERY		18
Counterfeiting/Forgery		18
DESTRUCTION/DAMAGE/VANDALISM OF PROPERTY		31
Destruction/Damage/Vandalism of Property		31
EMBEZZLEMENT		2
Embezzlement		2
FRAUD OFFENSES		18
Credit Card/Automatic Teller Fraud		3
False Pretenses/Swindle/Confidence Game		13
Impersonation		2
DRUG/NARCOTIC OFFENSES		127
Drug Equipment Violations		1
Drug/Narcotic Violations		126

Offenses (Group "A") by Agency

2011

COUNTY

AGENCY

OFFENSE CATEGORY

OFFENSE

OF OFFENSES

		# OF OFFENSES
WEAPON LAW VIOLATIONS		5
	Weapon Law Violations	5
Rowlesburg PD	TOTAL	2
	ASSAULT OFFENSES	1
	Simple Assault	1
	BURGLARY/BREAKING & ENTERING	1
	Burglary/Breaking & Entering	1
Terra Alta PD	TOTAL	16
	ASSAULT OFFENSES	2
	Aggravated Assault	2
	BURGLARY/BREAKING & ENTERING	5
	Burglary/Breaking & Entering	5
	LARCENY/THEFT OFFENSES	2
	All Other Larceny	1
	Theft From Building	1
	MOTOR VEHICLE THEFT	1
	Motor Vehicle Theft	1
	DESTRUCTION/DAMAGE/VANDALISM OF PROPERTY	3
	Destruction/Damage/Vandalism of Property	3
	FRAUD OFFENSES	1
	False Pretenses/Swindle/Confidence Game	1
	DRUG/NARCOTIC OFFENSES	2
	Drug/Narcotic Violations	2
Putnam County	TOTAL	1705
Eleanor PD	TOTAL	10
	ASSAULT OFFENSES	7
	Aggravated Assault	7
	BURGLARY/BREAKING & ENTERING	1
	Burglary/Breaking & Entering	1
	DESTRUCTION/DAMAGE/VANDALISM OF PROPERTY	2
	Destruction/Damage/Vandalism of Property	2

Offenses (Group "A") by Agency

2011

COUNTY

AGENCY

OFFENSE CATEGORY

OFFENSE

OF OFFENSES

Hurricane PD	TOTAL	464
SEX OFFENSES, FORCIBLE		2
Forcible Rape		2
ASSAULT OFFENSES		54
Aggravated Assault		9
Intimidation		10
Simple Assault		35
ROBBERY		3
Robbery		3
BURGLARY/BREAKING & ENTERING		16
Burglary/Breaking & Entering		16
LARCENY/THEFT OFFENSES		211
All Other Larceny		74
Shoplifting		73
Theft From Building		13
Theft From Coin Operated Machine or Device		2
Theft From Motor Vehicle		45
Theft of Motor Vehicle Parts/Accessories		4
MOTOR VEHICLE THEFT		6
Motor Vehicle Theft		6
ARSON		1
Arson		1
COUNTERFEITING/FORGERY		4
Counterfeiting/Forgery		4
DESTRUCTION/DAMAGE/VANDALISM OF PROPERTY		47
Destruction/Damage/Vandalism of Property		47
EMBEZZLEMENT		5
Embezzlement		5
FRAUD OFFENSES		27
Credit Card/Automatic Teller Fraud		6
False Pretenses/Swindle/Confidence Game		20
Impersonation		1
STOLEN PROPERTY OFFENSES		3
Stolen Property Offenses		3
DRUG/NARCOTIC OFFENSES		82
Drug Equipment Violations		2
Drug/Narcotic Violations		81

Offenses (Group "A") by Agency

2011

COUNTY

AGENCY

OFFENSE CATEGORY

OFFENSE

OF OFFENSES

WEAPON LAW VIOLATIONS

2

Weapon Law Violations

2

Offenses (Group "A") by Agency

2011

COUNTY

AGENCY

OFFENSE CATEGORY

OFFENSE

OF OFFENSES

Putnam Co SO	TOTAL	803
HOMICIDE OFFENSES		1
Murder and Nonnegligent Manslaughter		1
SEX OFFENSES, FORCIBLE		12
Forcible Fondling		4
Forcible Rape		8
SEX OFFENSES, NONFORCIBLE		2
Incest		2
ASSAULT OFFENSES		93
Aggravated Assault		72
Intimidation		18
Simple Assault		3
KIDNAPING/ABDUCTION		3
Kidnaping/Abduction		3
ROBBERY		8
Robbery		8
BURGLARY/BREAKING & ENTERING		114
Burglary/Breaking & Entering		114
LARCENY/THEFT OFFENSES		316
All Other Larceny		240
Shoplifting		37
Theft From Motor Vehicle		39
Theft of Motor Vehicle Parts/Accessories		24
MOTOR VEHICLE THEFT		26
Motor Vehicle Theft		26
COUNTERFEITING/FORGERY		13
Counterfeiting/Forgery		13
DESTRUCTION/DAMAGE/VANDALISM OF PROPERTY		115
Destruction/Damage/Vandalism of Property		115
EMBEZZLEMENT		4
Embezzlement		4
FRAUD OFFENSES		23
Credit Card/Automatic Teller Fraud		10
False Pretenses/Swindle/Confidence Game		8
Impersonation		5
STOLEN PROPERTY OFFENSES		2
Stolen Property Offenses		2

Offenses (Group "A") by Agency

2011

COUNTY

AGENCY

OFFENSE CATEGORY

OFFENSE

OF OFFENSES

DRUG/NARCOTIC OFFENSES	41
Drug Equipment Violations	1
Drug/Narcotic Violations	41
PORNOGRAPHY/OBSCENE MATERIAL	1
Pornography/Obscene Material	1
WEAPON LAW VIOLATIONS	4
Weapon Law Violations	4
Winfield PD	TOTAL
	11
HOMICIDE OFFENSES	1
Murder and Nonnegligent Manslaughter	1
ASSAULT OFFENSES	5
Intimidation	1
Simple Assault	4
BURGLARY/BREAKING & ENTERING	1
Burglary/Breaking & Entering	1
LARCENY/THEFT OFFENSES	3
All Other Larceny	3
DRUG/NARCOTIC OFFENSES	1
Drug/Narcotic Violations	1

Offenses (Group "A") by Agency

2011

COUNTY

AGENCY

OFFENSE CATEGORY

OFFENSE

OF OFFENSES

<u>Winfield SP</u>	<u>TOTAL</u>	<u>417</u>
SEX OFFENSES, FORCIBLE		8
Forcible Fondling		6
Forcible Rape		2
ASSAULT OFFENSES		55
Aggravated Assault		8
Intimidation		17
Simple Assault		30
KIDNAPING/ABDUCTION		1
Kidnaping/Abduction		1
BURGLARY/BREAKING & ENTERING		29
Burglary/Breaking & Entering		29
LARCENY/THEFT OFFENSES		131
All Other Larceny		62
Shoplifting		14
Theft From Building		1
Theft From Motor Vehicle		18
Theft of Motor Vehicle Parts/Accessories		36
MOTOR VEHICLE THEFT		15
Motor Vehicle Theft		15
COUNTERFEITING/FORGERY		16
Counterfeiting/Forgery		16
DESTRUCTION/DAMAGE/VANDALISM OF PROPERTY		51
Destruction/Damage/Vandalism of Property		51
EMBEZZLEMENT		3
Embezzlement		3
FRAUD OFFENSES		14
False Pretenses/Swindle/Confidence Game		10
Impersonation		4
STOLEN PROPERTY OFFENSES		1
Stolen Property Offenses		1
DRUG/NARCOTIC OFFENSES		73
Drug Equipment Violations		20
Drug/Narcotic Violations		72
WEAPON LAW VIOLATIONS		1
Weapon Law Violations		1

Offenses (Group "A") by Agency

2011

COUNTY

AGENCY

OFFENSE CATEGORY

OFFENSE

OF OFFENSES

RALEIGH	County TOTAL	7460
----------------	---------------------	-------------

BCI - Beckley	TOTAL	106
BURGLARY/BREAKING & ENTERING		1
Burglary/Breaking & Entering		1
LARCENY/THEFT OFFENSES		1
All Other Larceny		1
DRUG/NARCOTIC OFFENSES		104
Drug/Narcotic Violations		104

Offenses (Group "A") by Agency

2011

COUNTY

AGENCY

OFFENSE CATEGORY

OFFENSE

OF OFFENSES

<u>Beckley PD</u>	<u>TOTAL</u>	<u>3,719</u>
HOMICIDE OFFENSES		1
Murder and Nonnegligent Manslaughter		1
SEX OFFENSES, FORCIBLE		25
Forcible Fondling		5
Forcible Rape		14
Forcible Sodomy		4
Sexual Assault With An Object		2
SEX OFFENSES, NONFORCIBLE		1
Statutory Rape		1
ASSAULT OFFENSES		817
Aggravated Assault		115
Intimidation		186
Simple Assault		533
KIDNAPING/ABDUCTION		2
Kidnaping/Abduction		2
ROBBERY		42
Robbery		42
BURGLARY/BREAKING & ENTERING		281
Burglary/Breaking & Entering		281
LARCENY/THEFT OFFENSES		1,106
All Other Larceny		480
Purse-snatching		5
Shoplifting		352
Theft From Building		23
Theft From Coin Operated Machine or Device		3
Theft From Motor Vehicle		230
Theft of Motor Vehicle Parts/Accessories		14
MOTOR VEHICLE THEFT		72
Motor Vehicle Theft		72
ARSON		5
Arson		5
COUNTERFEITING/FORGERY		79
Counterfeiting/Forgery		79
DESTRUCTION/DAMAGE/VANDALISM OF PROPERTY		600
Destruction/Damage/Vandalism of Property		600

Offenses (Group "A") by Agency

2011

COUNTY

AGENCY

OFFENSE CATEGORY

OFFENSE

OF OFFENSES

EMBEZZLEMENT	31
Embezzlement	31
FRAUD OFFENSES	201
Credit Card/Automatic Teller Fraud	18
False Pretenses/Swindle/Confidence Game	174
Impersonation	11
STOLEN PROPERTY OFFENSES	16
Stolen Property Offenses	16
DRUG/NARCOTIC OFFENSES	365
Drug/Narcotic Violations	365
PROSTITUTION OFFENSES	6
Assisting or Promoting Prostitution	2
Prostitution	4
WEAPON LAW VIOLATIONS	49
Weapon Law Violations	49

Offenses (Group "A") by Agency

2011

COUNTY

AGENCY

OFFENSE CATEGORY

OFFENSE

OF OFFENSES

<u>Beckley SP</u>	<u>TOTAL</u>	<u>1,150</u>
SEX OFFENSES, FORCIBLE		8
Forcible Fondling		1
Forcible Rape		3
Forcible Sodomy		1
Sexual Assault With An Object		3
ASSAULT OFFENSES		134
Aggravated Assault		23
Intimidation		35
Simple Assault		78
KIDNAPING/ABDUCTION		2
Kidnaping/Abduction		2
ROBBERY		3
Robbery		3
BURGLARY/BREAKING & ENTERING		109
Burglary/Breaking & Entering		109
LARCENY/THEFT OFFENSES		331
All Other Larceny		196
Pocket-picking		1
Purse-snatching		1
Shoplifting		30
Theft From Building		5
Theft From Motor Vehicle		17
Theft of Motor Vehicle Parts/Accessories		83
MOTOR VEHICLE THEFT		40
Motor Vehicle Theft		40
ARSON		1
Arson		1
COUNTERFEITING/FORGERY		61
Counterfeiting/Forgery		61
DESTRUCTION/DAMAGE/VANDALISM OF PROPERTY		148
Destruction/Damage/Vandalism of Property		148
EMBEZZLEMENT		5
Embezzlement		5
FRAUD OFFENSES		45
Credit Card/Automatic Teller Fraud		2

Offenses (Group "A") by Agency

2011

COUNTY

AGENCY

OFFENSE CATEGORY

OFFENSE

OF OFFENSES

	# OF OFFENSES
False Pretenses/Swindle/Confidence Game	41
Impersonation	2
STOLEN PROPERTY OFFENSES	28
Stolen Property Offenses	28
DRUG/NARCOTIC OFFENSES	209
Drug Equipment Violations	2
Drug/Narcotic Violations	209
GAMBLING OFFENSES	1
Operating/Promoting/Assisting Gambling	1
PORNOGRAPHY/OBSCENE MATERIAL	4
Pornography/Obscene Material	4
WEAPON LAW VIOLATIONS	15
Weapon Law Violations	15
DNR - 4 - Raleigh	TOTAL
	11
COUNTERFEITING/FORGERY	1
Counterfeiting/Forgery	1
DRUG/NARCOTIC OFFENSES	9
Drug/Narcotic Violations	9
WEAPON LAW VIOLATIONS	1
Weapon Law Violations	1

Offenses (Group "A") by Agency

2011

COUNTY

AGENCY

OFFENSE CATEGORY

OFFENSE

OF OFFENSES

<u>Raleigh Co SO</u>	<u>TOTAL</u>	<u>2,308</u>
HOMICIDE OFFENSES		5
Murder and Nonnegligent Manslaughter		5
SEX OFFENSES, FORCIBLE		26
Forcible Fondling		11
Forcible Rape		9
Forcible Sodomy		1
Sexual Assault With An Object		6
SEX OFFENSES, NONFORCIBLE		1
Statutory Rape		1
ASSAULT OFFENSES		409
Aggravated Assault		89
Intimidation		51
Simple Assault		293
KIDNAPING/ABDUCTION		2
Kidnaping/Abduction		2
ROBBERY		22
Robbery		22
BURGLARY/BREAKING & ENTERING		427
Burglary/Breaking & Entering		427
LARCENY/THEFT OFFENSES		635
All Other Larceny		545
Shoplifting		62
Theft From Building		4
Theft From Motor Vehicle		23
Theft of Motor Vehicle Parts/Accessories		7
MOTOR VEHICLE THEFT		75
Motor Vehicle Theft		75
ARSON		8
Arson		8
COUNTERFEITING/FORGERY		50
Counterfeiting/Forgery		50
DESTRUCTION/DAMAGE/VANDALISM OF PROPERTY		421
Destruction/Damage/Vandalism of Property		421
EMBEZZLEMENT		6
Embezzlement		6
FRAUD OFFENSES		60

Offenses (Group "A") by Agency

2011

COUNTY

AGENCY

OFFENSE CATEGORY

OFFENSE

OF OFFENSES

	Credit Card/Automatic Teller Fraud	6
	False Pretenses/Swindle/Confidence Game	49
	Impersonation	5
	STOLEN PROPERTY OFFENSES	38
	Stolen Property Offenses	38
	DRUG/NARCOTIC OFFENSES	69
	Drug/Narcotic Violations	69
	WEAPON LAW VIOLATIONS	23
	Weapon Law Violations	23
Sophia PD	TOTAL	101
	ASSAULT OFFENSES	21
	Aggravated Assault	2
	Intimidation	3
	Simple Assault	16
	BURGLARY/BREAKING & ENTERING	6
	Burglary/Breaking & Entering	6
	LARCENY/THEFT OFFENSES	25
	All Other Larceny	9
	Shoplifting	4
	Theft From Building	9
	Theft From Motor Vehicle	3
	MOTOR VEHICLE THEFT	2
	Motor Vehicle Theft	2
	ARSON	1
	Arson	1
	COUNTERFEITING/FORGERY	2
	Counterfeiting/Forgery	2
	DESTRUCTION/DAMAGE/VANDALISM OF PROPERTY	13
	Destruction/Damage/Vandalism of Property	13
	FRAUD OFFENSES	1
	Impersonation	1
	STOLEN PROPERTY OFFENSES	2
	Stolen Property Offenses	2
	DRUG/NARCOTIC OFFENSES	25
	Drug/Narcotic Violations	25
	WEAPON LAW VIOLATIONS	3
	Weapon Law Violations	3

Offenses (Group "A") by Agency

2011

COUNTY

AGENCY

OFFENSE CATEGORY

OFFENSE

OF OFFENSES

<u>Turnpike - Raleigh</u>	<u>TOTAL</u>	<u>65</u>
ASSAULT OFFENSES		3
Intimidation		1
Simple Assault		2
BURGLARY/BREAKING & ENTERING		1
Burglary/Breaking & Entering		1
LARCENY/THEFT OFFENSES		7
All Other Larceny		4
Theft From Building		1
Theft From Motor Vehicle		1
Theft of Motor Vehicle Parts/Accessories		1
COUNTERFEITING/FORGERY		1
Counterfeiting/Forgery		1
DESTRUCTION/DAMAGE/VANDALISM OF PROPERTY		11
Destruction/Damage/Vandalism of Property		11
EMBEZZLEMENT		1
Embezzlement		1
STOLEN PROPERTY OFFENSES		1
Stolen Property Offenses		1
DRUG/NARCOTIC OFFENSES		39
Drug Equipment Violations		2
Drug/Narcotic Violations		37
WEAPON LAW VIOLATIONS		1
Weapon Law Violations		1
Randolph County TOTAL		1281
<u>DNR - 3 - Randolph</u>	<u>TOTAL</u>	<u>4</u>
DRUG/NARCOTIC OFFENSES		1
Drug/Narcotic Violations		1
WEAPON LAW VIOLATIONS		3
Weapon Law Violations		3

Offenses (Group "A") by Agency

2011

COUNTY

AGENCY

OFFENSE CATEGORY

OFFENSE

OF OFFENSES

Elkins PD	TOTAL	387
SEX OFFENSES, FORCIBLE		7
Forcible Fondling		4
Forcible Rape		3
ASSAULT OFFENSES		69
Aggravated Assault		36
Intimidation		4
Simple Assault		30
KIDNAPING/ABDUCTION		1
Kidnaping/Abduction		1
ROBBERY		4
Robbery		4
BURGLARY/BREAKING & ENTERING		42
Burglary/Breaking & Entering		42
LARCENY/THEFT OFFENSES		136
All Other Larceny		118
Shoplifting		17
Theft From Motor Vehicle		3
MOTOR VEHICLE THEFT		7
Motor Vehicle Theft		7
ARSON		1
Arson		1
COUNTERFEITING/FORGERY		17
Counterfeiting/Forgery		17
DESTRUCTION/DAMAGE/VANDALISM OF PROPERTY		84
Destruction/Damage/Vandalism of Property		84
EMBEZZLEMENT		1
Embezzlement		1
FRAUD OFFENSES		2
Credit Card/Automatic Teller Fraud		1
False Pretenses/Swindle/Confidence Game		1
STOLEN PROPERTY OFFENSES		3
Stolen Property Offenses		3
DRUG/NARCOTIC OFFENSES		5
Drug/Narcotic Violations		5
PORNOGRAPHY/OBSCENE MATERIAL		1
Pornography/Obscene Material		1

Offenses (Group "A") by Agency

2011

COUNTY

AGENCY

OFFENSE CATEGORY

OFFENSE

OF OFFENSES

WEAPON LAW VIOLATIONS

4

Weapon Law Violations

4

Offenses (Group "A") by Agency

2011

COUNTY

AGENCY

OFFENSE CATEGORY

OFFENSE

OF OFFENSES

<u>Elkins SP</u>	<u>TOTAL</u>	<u>693</u>
HOMICIDE OFFENSES		1
Murder and Nonnegligent Manslaughter		1
SEX OFFENSES, FORCIBLE		10
Forcible Fondling		5
Forcible Rape		2
Forcible Sodomy		1
Sexual Assault With An Object		2
ASSAULT OFFENSES		148
Aggravated Assault		13
Intimidation		35
Simple Assault		102
KIDNAPING/ABDUCTION		2
Kidnaping/Abduction		2
ROBBERY		1
Robbery		1
BURGLARY/BREAKING & ENTERING		71
Burglary/Breaking & Entering		71
LARCENY/THEFT OFFENSES		206
All Other Larceny		171
Shoplifting		28
Theft From Building		1
Theft From Motor Vehicle		17
Theft of Motor Vehicle Parts/Accessories		2
MOTOR VEHICLE THEFT		5
Motor Vehicle Theft		5
ARSON		5
Arson		5
COUNTERFEITING/FORGERY		15
Counterfeiting/Forgery		15
DESTRUCTION/DAMAGE/VANDALISM OF PROPERTY		117
Destruction/Damage/Vandalism of Property		117
EMBEZZLEMENT		2
Embezzlement		2
FRAUD OFFENSES		29
Credit Card/Automatic Teller Fraud		6
False Pretenses/Swindle/Confidence Game		16

Offenses (Group "A") by Agency

2011

COUNTY

AGENCY

OFFENSE CATEGORY

OFFENSE

OF OFFENSES

Impersonation	3
Wire Fraud	4
STOLEN PROPERTY OFFENSES	7
Stolen Property Offenses	7
DRUG/NARCOTIC OFFENSES	56
Drug Equipment Violations	1
Drug/Narcotic Violations	55
WEAPON LAW VIOLATIONS	3
Weapon Law Violations	3

Offenses (Group "A") by Agency

2011

COUNTY

AGENCY

OFFENSE CATEGORY

OFFENSE

OF OFFENSES

<u>Randolph Co SO</u>	<u>TOTAL</u>	<u>197</u>
HOMICIDE OFFENSES		1
Murder and Nonnegligent Manslaughter		1
SEX OFFENSES, FORCIBLE		1
Forcible Rape		1
SEX OFFENSES, NONFORCIBLE		1
Incest		1
ASSAULT OFFENSES		56
Aggravated Assault		48
Intimidation		6
Simple Assault		2
KIDNAPING/ABDUCTION		1
Kidnaping/Abduction		1
BURGLARY/BREAKING & ENTERING		20
Burglary/Breaking & Entering		20
LARCENY/THEFT OFFENSES		47
All Other Larceny		41
Shoplifting		5
Theft From Motor Vehicle		1
ARSON		1
Arson		1
BRIBERY		1
Bribery		1
COUNTERFEITING/FORGERY		1
Counterfeiting/Forgery		1
DESTRUCTION/DAMAGE/VANDALISM OF PROPERTY		34
Destruction/Damage/Vandalism of Property		34
FRAUD OFFENSES		13
Credit Card/Automatic Teller Fraud		2
False Pretenses/Swindle/Confidence Game		10
Impersonation		1
STOLEN PROPERTY OFFENSES		4
Stolen Property Offenses		4
DRUG/NARCOTIC OFFENSES		10
Drug/Narcotic Violations		10
PORNOGRAPHY/OBSCENE MATERIAL		1
Pornography/Obscene Material		1

Offenses (Group "A") by Agency

2011

COUNTY

AGENCY

OFFENSE CATEGORY

OFFENSE

OF OFFENSES

	WEAPON LAW VIOLATIONS	5
	Weapon Law Violations	5
Ritchie	County TOTAL	414

<u>Harrisville PD</u>	<u>TOTAL</u>	<u>33</u>
SEX OFFENSES, FORCIBLE		1
Forcible Fondling		1
ASSAULT OFFENSES		6
Aggravated Assault		1
Simple Assault		5
BURGLARY/BREAKING & ENTERING		2
Burglary/Breaking & Entering		2
LARCENY/THEFT OFFENSES		8
All Other Larceny		5
Shoplifting		1
Theft From Building		2
MOTOR VEHICLE THEFT		1
Motor Vehicle Theft		1
DESTRUCTION/DAMAGE/VANDALISM OF PROPERTY		9
Destruction/Damage/Vandalism of Property		9
FRAUD OFFENSES		2
False Pretenses/Swindle/Confidence Game		2
DRUG/NARCOTIC OFFENSES		4
Drug/Narcotic Violations		4

Offenses (Group "A") by Agency

2011

COUNTY

AGENCY

OFFENSE CATEGORY

OFFENSE

OF OFFENSES

Harrisville SP	TOTAL	213
SEX OFFENSES, FORCIBLE		7
Forcible Fondling		3
Forcible Rape		3
Sexual Assault With An Object		1
SEX OFFENSES, NONFORCIBLE		1
Incest		1
ASSAULT OFFENSES		35
Aggravated Assault		5
Intimidation		9
Simple Assault		21
BURGLARY/BREAKING & ENTERING		10
Burglary/Breaking & Entering		10
LARCENY/THEFT OFFENSES		53
All Other Larceny		33
Theft From Building		9
Theft From Motor Vehicle		9
Theft of Motor Vehicle Parts/Accessories		2
MOTOR VEHICLE THEFT		12
Motor Vehicle Theft		12
COUNTERFEITING/FORGERY		3
Counterfeiting/Forgery		3
DESTRUCTION/DAMAGE/VANDALISM OF PROPERTY		23
Destruction/Damage/Vandalism of Property		23
FRAUD OFFENSES		10
False Pretenses/Swindle/Confidence Game		7
Impersonation		2
Wire Fraud		1
STOLEN PROPERTY OFFENSES		2
Stolen Property Offenses		2
DRUG/NARCOTIC OFFENSES		54
Drug Equipment Violations		5
Drug/Narcotic Violations		50
WEAPON LAW VIOLATIONS		2
Weapon Law Violations		2

Offenses (Group "A") by Agency

2011

COUNTY

AGENCY

OFFENSE CATEGORY

OFFENSE

OF OFFENSES

<u>Pennsboro PD</u>	<u>TOTAL</u>	<u>3</u>
SEX OFFENSES, NONFORCIBLE		1
Statutory Rape		1
ASSAULT OFFENSES		1
Aggravated Assault		1
LARCENY/THEFT OFFENSES		1
All Other Larceny		1

Offenses (Group "A") by Agency

2011

COUNTY

AGENCY

OFFENSE CATEGORY

OFFENSE

OF OFFENSES

<u>Ritchie Co SO</u>	<u>TOTAL</u>	<u>165</u>
HOMICIDE OFFENSES		3
Murder and Nonnegligent Manslaughter		3
SEX OFFENSES, FORCIBLE		2
Sexual Assault With An Object		2
SEX OFFENSES, NONFORCIBLE		1
Incest		1
ASSAULT OFFENSES		23
Aggravated Assault		3
Intimidation		3
Simple Assault		21
BURGLARY/BREAKING & ENTERING		35
Burglary/Breaking & Entering		35
LARCENY/THEFT OFFENSES		40
All Other Larceny		24
Theft From Building		7
Theft From Motor Vehicle		8
Theft of Motor Vehicle Parts/Accessories		2
MOTOR VEHICLE THEFT		4
Motor Vehicle Theft		4
ARSON		2
Arson		2
COUNTERFEITING/FORGERY		4
Counterfeiting/Forgery		4
DESTRUCTION/DAMAGE/VANDALISM OF PROPERTY		18
Destruction/Damage/Vandalism of Property		18
FRAUD OFFENSES		6
Credit Card/Automatic Teller Fraud		1
False Pretenses/Swindle/Confidence Game		5
DRUG/NARCOTIC OFFENSES		19
Drug/Narcotic Violations		19
WEAPON LAW VIOLATIONS		3
Weapon Law Violations		3
Roane County TOTAL		586

Offenses (Group "A") by Agency

2011

COUNTY

AGENCY

OFFENSE CATEGORY

OFFENSE

OF OFFENSES

Roane Co SO	TOTAL	175
SEX OFFENSES, FORCIBLE		2
Forcible Fondling		1
Sexual Assault With An Object		1
ASSAULT OFFENSES		46
Aggravated Assault		9
Intimidation		3
Simple Assault		34
BURGLARY/BREAKING & ENTERING		1
Burglary/Breaking & Entering		1
LARCENY/THEFT OFFENSES		61
All Other Larceny		57
Shoplifting		2
Theft From Building		2
MOTOR VEHICLE THEFT		5
Motor Vehicle Theft		5
COUNTERFEITING/FORGERY		10
Counterfeiting/Forgery		10
DESTRUCTION/DAMAGE/VANDALISM OF PROPERTY		25
Destruction/Damage/Vandalism of Property		25
FRAUD OFFENSES		4
False Pretenses/Swindle/Confidence Game		4
DRUG/NARCOTIC OFFENSES		18
Drug/Narcotic Violations		18
WEAPON LAW VIOLATIONS		3
Weapon Law Violations		3

Offenses (Group "A") by Agency

2011

COUNTY

AGENCY

OFFENSE CATEGORY

OFFENSE

OF OFFENSES

Spencer PD	TOTAL	191
SEX OFFENSES, FORCIBLE		2
Forcible Fondling		1
Sexual Assault With An Object		1
ASSAULT OFFENSES		56
Aggravated Assault		3
Intimidation		12
Simple Assault		42
BURGLARY/BREAKING & ENTERING		18
Burglary/Breaking & Entering		18
LARCENY/THEFT OFFENSES		38
All Other Larceny		12
Shoplifting		15
Theft From Building		4
Theft From Coin Operated Machine or Device		1
Theft From Motor Vehicle		6
ARSON		1
Arson		1
COUNTERFEITING/FORGERY		2
Counterfeiting/Forgery		2
DESTRUCTION/DAMAGE/VANDALISM OF PROPERTY		40
Destruction/Damage/Vandalism of Property		40
EMBEZZLEMENT		3
Embezzlement		3
FRAUD OFFENSES		5
False Pretenses/Swindle/Confidence Game		5
DRUG/NARCOTIC OFFENSES		21
Drug/Narcotic Violations		21
WEAPON LAW VIOLATIONS		4
Weapon Law Violations		4

Offenses (Group "A") by Agency

2011

COUNTY

AGENCY

OFFENSE CATEGORY

OFFENSE

OF OFFENSES

<u>Spencer SP</u>	<u>TOTAL</u>	<u>220</u>
HOMICIDE OFFENSES		1
Murder and Nonnegligent Manslaughter		1
SEX OFFENSES, FORCIBLE		2
Sexual Assault With An Object		2
ASSAULT OFFENSES		59
Aggravated Assault		8
Intimidation		12
Simple Assault		39
KIDNAPING/ABDUCTION		1
Kidnaping/Abduction		1
BURGLARY/BREAKING & ENTERING		15
Burglary/Breaking & Entering		15
LARCENY/THEFT OFFENSES		24
All Other Larceny		18
Shoplifting		2
Theft From Building		1
Theft From Motor Vehicle		3
MOTOR VEHICLE THEFT		4
Motor Vehicle Theft		4
ARSON		1
Arson		1
COUNTERFEITING/FORGERY		1
Counterfeiting/Forgery		1
DESTRUCTION/DAMAGE/VANDALISM OF PROPERTY		22
Destruction/Damage/Vandalism of Property		22
FRAUD OFFENSES		6
Credit Card/Automatic Teller Fraud		1
False Pretenses/Swindle/Confidence Game		5
DRUG/NARCOTIC OFFENSES		76
Drug Equipment Violations		1
Drug/Narcotic Violations		75
PORNOGRAPHY/OBSCENE MATERIAL		1
Pornography/Obscene Material		1
WEAPON LAW VIOLATIONS		7
Weapon Law Violations		7

Offenses (Group "A") by Agency

2011

COUNTY

AGENCY

OFFENSE CATEGORY

OFFENSE

OF OFFENSES

Summers County TOTAL 461

DNR - 4 - Summers	TOTAL	4
DESTRUCTION/DAMAGE/VANDALISM OF PROPERTY		3
Destruction/Damage/Vandalism of Property		3
WEAPON LAW VIOLATIONS		1
Weapon Law Violations		1

Hinton PD	TOTAL	202
ASSAULT OFFENSES		48
Aggravated Assault		6
Intimidation		3
Simple Assault		39
ROBBERY		2
Robbery		2
BURGLARY/BREAKING & ENTERING		31
Burglary/Breaking & Entering		31
LARCENY/THEFT OFFENSES		70
All Other Larceny		7
Purse-snatching		3
Shoplifting		13
Theft From Building		30
Theft From Motor Vehicle		17
ARSON		2
Arson		2
COUNTERFEITING/FORGERY		3
Counterfeiting/Forgery		3
DESTRUCTION/DAMAGE/VANDALISM OF PROPERTY		33
Destruction/Damage/Vandalism of Property		33
FRAUD OFFENSES		5
False Pretenses/Swindle/Confidence Game		5
DRUG/NARCOTIC OFFENSES		8
Drug/Narcotic Violations		8

Offenses (Group "A") by Agency

2011

COUNTY

AGENCY

OFFENSE CATEGORY

OFFENSE

OF OFFENSES

<u>Hinton SP</u>	<u>TOTAL</u>	<u>157</u>
HOMICIDE OFFENSES		1
Murder and Nonnegligent Manslaughter		1
SEX OFFENSES, FORCIBLE		1
Sexual Assault With An Object		1
ASSAULT OFFENSES		17
Aggravated Assault		6
Intimidation		4
Simple Assault		8
BURGLARY/BREAKING & ENTERING		42
Burglary/Breaking & Entering		42
LARCENY/THEFT OFFENSES		54
All Other Larceny		37
Shoplifting		3
Theft From Building		2
Theft From Motor Vehicle		12
MOTOR VEHICLE THEFT		3
Motor Vehicle Theft		3
COUNTERFEITING/FORGERY		12
Counterfeiting/Forgery		12
DESTRUCTION/DAMAGE/VANDALISM OF PROPERTY		21
Destruction/Damage/Vandalism of Property		21
EXTORTION/BLACKMAIL		1
Extortion/Blackmail		1
STOLEN PROPERTY OFFENSES		1
Stolen Property Offenses		1
DRUG/NARCOTIC OFFENSES		1
Drug/Narcotic Violations		1
PORNOGRAPHY/OBSCENE MATERIAL		1
Pornography/Obscene Material		1
WEAPON LAW VIOLATIONS		1
Weapon Law Violations		1

Offenses (Group "A") by Agency

2011

COUNTY

AGENCY

OFFENSE CATEGORY

OFFENSE

OF OFFENSES

Summers Co SO	TOTAL	98
SEX OFFENSES, FORCIBLE		3
Forcible Fondling		1
Forcible Rape		2
ASSAULT OFFENSES		26
Aggravated Assault		2
Intimidation		1
Simple Assault		23
BURGLARY/BREAKING & ENTERING		4
Burglary/Breaking & Entering		4
LARCENY/THEFT OFFENSES		46
All Other Larceny		39
Shoplifting		2
Theft From Building		4
Theft From Motor Vehicle		1
COUNTERFEITING/FORGERY		1
Counterfeiting/Forgery		1
DESTRUCTION/DAMAGE/VANDALISM OF PROPERTY		16
Destruction/Damage/Vandalism of Property		16
FRAUD OFFENSES		1
False Pretenses/Swindle/Confidence Game		1
WEAPON LAW VIOLATIONS		1
Weapon Law Violations		1
Taylor County TOTAL		86
DNR - 1 - Taylor	TOTAL	4
DRUG/NARCOTIC OFFENSES		2
Drug Equipment Violations		2
Drug/Narcotic Violations		2
Grafton PD	TOTAL	4
ASSAULT OFFENSES		1
Simple Assault		1
COUNTERFEITING/FORGERY		1
Counterfeiting/Forgery		1
FRAUD OFFENSES		2
False Pretenses/Swindle/Confidence Game		2

Offenses (Group "A") by Agency

2011

COUNTY

AGENCY

OFFENSE CATEGORY

OFFENSE

OF OFFENSES

<u>Grafton SP</u>	<u>TOTAL</u>	<u>43</u>
SEX OFFENSES, FORCIBLE		5
Forcible Fondling		4
Sexual Assault With An Object		1
ASSAULT OFFENSES		15
Aggravated Assault		3
Intimidation		3
Simple Assault		9
BURGLARY/BREAKING & ENTERING		3
Burglary/Breaking & Entering		3
LARCENY/THEFT OFFENSES		6
All Other Larceny		4
Theft From Building		1
Theft From Motor Vehicle		1
MOTOR VEHICLE THEFT		3
Motor Vehicle Theft		3
COUNTERFEITING/FORGERY		1
Counterfeiting/Forgery		1
DESTRUCTION/DAMAGE/VANDALISM OF PROPERTY		8
Destruction/Damage/Vandalism of Property		8
FRAUD OFFENSES		1
False Pretenses/Swindle/Confidence Game		1
DRUG/NARCOTIC OFFENSES		1
Drug/Narcotic Violations		1

Offenses (Group "A") by Agency

2011

COUNTY

AGENCY

OFFENSE CATEGORY

OFFENSE

OF OFFENSES

<u>Taylor Co SO</u>	<u>TOTAL</u>	<u>35</u>
ASSAULT OFFENSES		2
Intimidation		1
Simple Assault		1
ROBBERY		1
Robbery		1
BURGLARY/BREAKING & ENTERING		18
Burglary/Breaking & Entering		18
LARCENY/THEFT OFFENSES		5
All Other Larceny		3
Theft From Motor Vehicle		2
MOTOR VEHICLE THEFT		4
Motor Vehicle Theft		4
DESTRUCTION/DAMAGE/VANDALISM OF PROPERTY		3
Destruction/Damage/Vandalism of Property		3
FRAUD OFFENSES		2
False Pretenses/Swindle/Confidence Game		1
Impersonation		1
Tucker County TOTAL		162

<u>Parsons PD</u>	<u>TOTAL</u>	<u>30</u>
ASSAULT OFFENSES		10
Aggravated Assault		5
Intimidation		4
Simple Assault		1
BURGLARY/BREAKING & ENTERING		6
Burglary/Breaking & Entering		6
LARCENY/THEFT OFFENSES		4
All Other Larceny		3
Shoplifting		1
DESTRUCTION/DAMAGE/VANDALISM OF PROPERTY		10
Destruction/Damage/Vandalism of Property		10

Offenses (Group "A") by Agency

2011

COUNTY

AGENCY

OFFENSE CATEGORY

OFFENSE

OF OFFENSES

<u>Parsons SP</u>	<u>TOTAL</u>	<u>102</u>
SEX OFFENSES, FORCIBLE		1
Forcible Fondling		1
ASSAULT OFFENSES		24
Aggravated Assault		2
Intimidation		6
Simple Assault		18
BURGLARY/BREAKING & ENTERING		6
Burglary/Breaking & Entering		6
LARCENY/THEFT OFFENSES		13
All Other Larceny		10
Theft From Building		1
Theft From Motor Vehicle		2
ARSON		2
Arson		2
COUNTERFEITING/FORGERY		2
Counterfeiting/Forgery		2
DESTRUCTION/DAMAGE/VANDALISM OF PROPERTY		21
Destruction/Damage/Vandalism of Property		21
FRAUD OFFENSES		4
False Pretenses/Swindle/Confidence Game		4
STOLEN PROPERTY OFFENSES		2
Stolen Property Offenses		2
DRUG/NARCOTIC OFFENSES		22
Drug/Narcotic Violations		22
WEAPON LAW VIOLATIONS		3
Weapon Law Violations		3

Offenses (Group "A") by Agency

2011

COUNTY

AGENCY

OFFENSE CATEGORY

OFFENSE

OF OFFENSES

<u>Tucker Co SO</u>	<u>TOTAL</u>	<u>30</u>
ASSAULT OFFENSES		14
Aggravated Assault		9
Intimidation		5
BURGLARY/BREAKING & ENTERING		1
Burglary/Breaking & Entering		1
LARCENY/THEFT OFFENSES		5
All Other Larceny		4
Shoplifting		1
DESTRUCTION/DAMAGE/VANDALISM OF PROPERTY		4
Destruction/Damage/Vandalism of Property		4
FRAUD OFFENSES		3
False Pretenses/Swindle/Confidence Game		2
Impersonation		2
DRUG/NARCOTIC OFFENSES		1
Drug/Narcotic Violations		1
PORNOGRAPHY/OBSCENE MATERIAL		1
Pornography/Obscene Material		1
Tyler County TOTAL		217
<u>Paden City PD</u>	<u>TOTAL</u>	<u>2</u>
ASSAULT OFFENSES		1
Aggravated Assault		1
LARCENY/THEFT OFFENSES		1
Shoplifting		1

Offenses (Group "A") by Agency

2011

COUNTY

AGENCY

OFFENSE CATEGORY

OFFENSE

OF OFFENSES

<u>Sistersville PD</u>	<u>TOTAL</u>	<u>32</u>
ASSAULT OFFENSES		7
Aggravated Assault		1
Intimidation		2
Simple Assault		4
BURGLARY/BREAKING & ENTERING		2
Burglary/Breaking & Entering		2
LARCENY/THEFT OFFENSES		15
All Other Larceny		14
Theft From Motor Vehicle		1
DESTRUCTION/DAMAGE/VANDALISM OF PROPERTY		3
Destruction/Damage/Vandalism of Property		3
FRAUD OFFENSES		2
False Pretenses/Swindle/Confidence Game		2
DRUG/NARCOTIC OFFENSES		3
Drug/Narcotic Violations		3

Offenses (Group "A") by Agency

2011

COUNTY

AGENCY

OFFENSE CATEGORY

OFFENSE

OF OFFENSES

Tyler Co SO	TOTAL	183
SEX OFFENSES, FORCIBLE		2
Forcible Fondling		1
Sexual Assault With An Object		1
SEX OFFENSES, NONFORCIBLE		2
Statutory Rape		2
ASSAULT OFFENSES		63
Aggravated Assault		27
Intimidation		5
Simple Assault		31
BURGLARY/BREAKING & ENTERING		26
Burglary/Breaking & Entering		26
LARCENY/THEFT OFFENSES		36
All Other Larceny		17
Theft From Building		13
Theft From Motor Vehicle		6
MOTOR VEHICLE THEFT		2
Motor Vehicle Theft		2
ARSON		2
Arson		2
COUNTERFEITING/FORGERY		1
Counterfeiting/Forgery		1
DESTRUCTION/DAMAGE/VANDALISM OF PROPERTY		22
Destruction/Damage/Vandalism of Property		22
FRAUD OFFENSES		4
False Pretenses/Swindle/Confidence Game		3
Impersonation		1
DRUG/NARCOTIC OFFENSES		17
Drug/Narcotic Violations		17
PORNOGRAPHY/OBSCENE MATERIAL		1
Pornography/Obscene Material		1
WEAPON LAW VIOLATIONS		5
Weapon Law Violations		5
UPSHUR County TOTAL		886

Offenses (Group "A") by Agency

2011

COUNTY

AGENCY

OFFENSE CATEGORY

OFFENSE

OF OFFENSES

<u>BCI - Buckhannon</u>	<u>TOTAL</u>	<u>20</u>
SEX OFFENSES, FORCIBLE		1
Forcible Fondling		1
FRAUD OFFENSES		1
Welfare Fraud		1
DRUG/NARCOTIC OFFENSES		18
Drug/Narcotic Violations		18

Offenses (Group "A") by Agency

2011

COUNTY

AGENCY

OFFENSE CATEGORY

OFFENSE

OF OFFENSES

<u>Buckhannon PD</u>	<u>TOTAL</u>	<u>377</u>
ASSAULT OFFENSES		72
Aggravated Assault		3
Intimidation		7
Simple Assault		62
ROBBERY		2
Robbery		2
BURGLARY/BREAKING & ENTERING		42
Burglary/Breaking & Entering		42
LARCENY/THEFT OFFENSES		149
All Other Larceny		49
Purse-snatching		1
Shoplifting		60
Theft From Building		10
Theft From Motor Vehicle		23
Theft of Motor Vehicle Parts/Accessories		6
MOTOR VEHICLE THEFT		8
Motor Vehicle Theft		8
ARSON		3
Arson		3
COUNTERFEITING/FORGERY		3
Counterfeiting/Forgery		3
DESTRUCTION/DAMAGE/VANDALISM OF PROPERTY		57
Destruction/Damage/Vandalism of Property		57
EMBEZZLEMENT		1
Embezzlement		1
FRAUD OFFENSES		8
Credit Card/Automatic Teller Fraud		3
False Pretenses/Swindle/Confidence Game		5
STOLEN PROPERTY OFFENSES		1
Stolen Property Offenses		1
DRUG/NARCOTIC OFFENSES		27
Drug/Narcotic Violations		27
WEAPON LAW VIOLATIONS		4
Weapon Law Violations		4

Offenses (Group "A") by Agency

2011

COUNTY

AGENCY

OFFENSE CATEGORY

OFFENSE

OF OFFENSES

<u>Buckhannon SP</u>	<u>TOTAL</u>	<u>297</u>
SEX OFFENSES, FORCIBLE		6
Forcible Fondling		5
Forcible Rape		1
SEX OFFENSES, NONFORCIBLE		1
Statutory Rape		1
ASSAULT OFFENSES		80
Aggravated Assault		5
Intimidation		16
Simple Assault		59
BURGLARY/BREAKING & ENTERING		26
Burglary/Breaking & Entering		26
LARCENY/THEFT OFFENSES		93
All Other Larceny		53
Shoplifting		5
Theft From Motor Vehicle		3
Theft of Motor Vehicle Parts/Accessories		32
MOTOR VEHICLE THEFT		4
Motor Vehicle Theft		4
COUNTERFEITING/FORGERY		11
Counterfeiting/Forgery		11
DESTRUCTION/DAMAGE/VANDALISM OF PROPERTY		46
Destruction/Damage/Vandalism of Property		46
FRAUD OFFENSES		17
Credit Card/Automatic Teller Fraud		2
False Pretenses/Swindle/Confidence Game		13
Impersonation		2
STOLEN PROPERTY OFFENSES		2
Stolen Property Offenses		2
DRUG/NARCOTIC OFFENSES		9
Drug/Narcotic Violations		9
WEAPON LAW VIOLATIONS		2
Weapon Law Violations		2

Offenses (Group "A") by Agency

2011

COUNTY

AGENCY

OFFENSE CATEGORY

OFFENSE

OF OFFENSES

COUNTY	AGENCY	OFFENSE CATEGORY	OFFENSE	# OF OFFENSES
DNR - 3 - Upshur Co		TOTAL		6
		DRUG/NARCOTIC OFFENSES		2
			Drug/Narcotic Violations	2
		WEAPON LAW VIOLATIONS		4
			Weapon Law Violations	4
Upshur Co SO		TOTAL		186
		HOMICIDE OFFENSES		1
			Murder and Nonnegligent Manslaughter	1
		ASSAULT OFFENSES		65
			Aggravated Assault	1
			Intimidation	5
			Simple Assault	59
		KIDNAPING/ABDUCTION		1
			Kidnaping/Abduction	1
		BURGLARY/BREAKING & ENTERING		16
			Burglary/Breaking & Entering	16
		LARCENY/THEFT OFFENSES		39
			All Other Larceny	38
			Shoplifting	2
		ARSON		3
			Arson	3
		COUNTERFEITING/FORGERY		3
			Counterfeiting/Forgery	3
		DESTRUCTION/DAMAGE/VANDALISM OF PROPERTY		30
			Destruction/Damage/Vandalism of Property	30
		FRAUD OFFENSES		9
			False Pretenses/Swindle/Confidence Game	8
			Impersonation	1
		STOLEN PROPERTY OFFENSES		1
			Stolen Property Offenses	1
		DRUG/NARCOTIC OFFENSES		13
			Drug/Narcotic Violations	13
		WEAPON LAW VIOLATIONS		4
			Weapon Law Violations	4
Wayne	County	TOTAL		1544

Offenses (Group "A") by Agency

2011

COUNTY

AGENCY

OFFENSE CATEGORY

OFFENSE

OF OFFENSES

<u>Ceredo PD</u>	<u>TOTAL</u>	<u>47</u>
HOMICIDE OFFENSES		1
Murder and Nonnegligent Manslaughter		1
ASSAULT OFFENSES		2
Aggravated Assault		1
Simple Assault		1
BURGLARY/BREAKING & ENTERING		1
Burglary/Breaking & Entering		1
LARCENY/THEFT OFFENSES		36
All Other Larceny		5
Purse-snatching		1
Theft From Building		17
Theft From Motor Vehicle		11
Theft of Motor Vehicle Parts/Accessories		2
MOTOR VEHICLE THEFT		1
Motor Vehicle Theft		1
DESTRUCTION/DAMAGE/VANDALISM OF PROPERTY		3
Destruction/Damage/Vandalism of Property		3
STOLEN PROPERTY OFFENSES		1
Stolen Property Offenses		1
DRUG/NARCOTIC OFFENSES		2
Drug/Narcotic Violations		2
<u>Fort Gay PD</u>	<u>TOTAL</u>	<u>32</u>
ASSAULT OFFENSES		4
Simple Assault		4
BURGLARY/BREAKING & ENTERING		19
Burglary/Breaking & Entering		19
LARCENY/THEFT OFFENSES		8
All Other Larceny		8
DRUG/NARCOTIC OFFENSES		1
Drug/Narcotic Violations		1

Offenses (Group "A") by Agency

2011

COUNTY

AGENCY

OFFENSE CATEGORY

OFFENSE

OF OFFENSES

<u>Kenova PD</u>	<u>TOTAL</u>	<u>241</u>
SEX OFFENSES, FORCIBLE		2
Forcible Fondling		2
ASSAULT OFFENSES		43
Aggravated Assault		4
Intimidation		9
Simple Assault		30
BURGLARY/BREAKING & ENTERING		21
Burglary/Breaking & Entering		21
LARCENY/THEFT OFFENSES		116
All Other Larceny		73
Pocket-picking		5
Purse-snatching		1
Shoplifting		10
Theft From Building		2
Theft From Motor Vehicle		22
Theft of Motor Vehicle Parts/Accessories		3
MOTOR VEHICLE THEFT		9
Motor Vehicle Theft		9
ARSON		1
Arson		1
COUNTERFEITING/FORGERY		1
Counterfeiting/Forgery		1
DESTRUCTION/DAMAGE/VANDALISM OF PROPERTY		33
Destruction/Damage/Vandalism of Property		33
FRAUD OFFENSES		3
Credit Card/Automatic Teller Fraud		3
STOLEN PROPERTY OFFENSES		1
Stolen Property Offenses		1
DRUG/NARCOTIC OFFENSES		9
Drug Equipment Violations		2
Drug/Narcotic Violations		7
WEAPON LAW VIOLATIONS		2
Weapon Law Violations		2

Offenses (Group "A") by Agency

2011

COUNTY

AGENCY

OFFENSE CATEGORY

OFFENSE

OF OFFENSES

Wayne Co SO	TOTAL	274
ASSAULT OFFENSES		70
Aggravated Assault		1
Intimidation		2
Simple Assault		67
BURGLARY/BREAKING & ENTERING		117
Burglary/Breaking & Entering		117
LARCENY/THEFT OFFENSES		80
All Other Larceny		61
Theft From Building		14
Theft From Motor Vehicle		5
MOTOR VEHICLE THEFT		7
Motor Vehicle Theft		7
Wayne PD	TOTAL	17
ASSAULT OFFENSES		1
Simple Assault		1
LARCENY/THEFT OFFENSES		16
All Other Larceny		11
Theft From Motor Vehicle		3
Theft of Motor Vehicle Parts/Accessories		2

Offenses (Group "A") by Agency

2011

COUNTY

AGENCY

OFFENSE CATEGORY

OFFENSE

OF OFFENSES

Wayne SP	TOTAL	933
SEX OFFENSES, FORCIBLE		8
Forcible Fondling		4
Forcible Rape		4
ASSAULT OFFENSES		169
Aggravated Assault		21
Intimidation		26
Simple Assault		122
ROBBERY		5
Robbery		5
BURGLARY/BREAKING & ENTERING		156
Burglary/Breaking & Entering		156
LARCENY/THEFT OFFENSES		305
All Other Larceny		181
Purse-snatching		2
Shoplifting		41
Theft From Building		7
Theft From Motor Vehicle		27
Theft of Motor Vehicle Parts/Accessories		47
MOTOR VEHICLE THEFT		41
Motor Vehicle Theft		41
COUNTERFEITING/FORGERY		14
Counterfeiting/Forgery		14
DESTRUCTION/DAMAGE/VANDALISM OF PROPERTY		147
Destruction/Damage/Vandalism of Property		147
EMBEZZLEMENT		4
Embezzlement		4
FRAUD OFFENSES		31
Credit Card/Automatic Teller Fraud		11
False Pretenses/Swindle/Confidence Game		18
Impersonation		2
STOLEN PROPERTY OFFENSES		7
Stolen Property Offenses		7
DRUG/NARCOTIC OFFENSES		43
Drug Equipment Violations		2
Drug/Narcotic Violations		42

Offenses (Group "A") by Agency

2011

COUNTY

AGENCY

OFFENSE CATEGORY

OFFENSE

OF OFFENSES

WEAPON LAW VIOLATIONS	2
Weapon Law Violations	2

Webster	County	TOTAL	168
----------------	---------------	--------------	------------

DNR - 3 - Webster	TOTAL	7
ASSAULT OFFENSES		1
Simple Assault		1
DRUG/NARCOTIC OFFENSES		4
Drug/Narcotic Violations		4
WEAPON LAW VIOLATIONS		2
Weapon Law Violations		2

Offenses (Group "A") by Agency

2011

COUNTY

AGENCY

OFFENSE CATEGORY

OFFENSE

OF OFFENSES

Upperglade SP	TOTAL	161
SEX OFFENSES, FORCIBLE		4
Forcible Fondling		2
Forcible Sodomy		1
Sexual Assault With An Object		1
ASSAULT OFFENSES		24
Aggravated Assault		12
Intimidation		6
Simple Assault		7
BURGLARY/BREAKING & ENTERING		20
Burglary/Breaking & Entering		20
LARCENY/THEFT OFFENSES		35
All Other Larceny		18
Shoplifting		4
Theft From Building		4
Theft From Motor Vehicle		3
Theft of Motor Vehicle Parts/Accessories		6
MOTOR VEHICLE THEFT		3
Motor Vehicle Theft		3
COUNTERFEITING/FORGERY		1
Counterfeiting/Forgery		1
DESTRUCTION/DAMAGE/VANDALISM OF PROPERTY		29
Destruction/Damage/Vandalism of Property		29
FRAUD OFFENSES		7
Credit Card/Automatic Teller Fraud		1
False Pretenses/Swindle/Confidence Game		6
STOLEN PROPERTY OFFENSES		1
Stolen Property Offenses		1
DRUG/NARCOTIC OFFENSES		31
Drug/Narcotic Violations		31
WEAPON LAW VIOLATIONS		5
Weapon Law Violations		5
Wetzel County TOTAL		382

Offenses (Group "A") by Agency

2011

COUNTY

AGENCY

OFFENSE CATEGORY

OFFENSE

OF OFFENSES

<u>Hundred SP</u>	<u>TOTAL</u>	<u>131</u>
SEX OFFENSES, FORCIBLE		3
Forcible Fondling		2
Sexual Assault With An Object		1
ASSAULT OFFENSES		30
Aggravated Assault		7
Intimidation		3
Simple Assault		20
BURGLARY/BREAKING & ENTERING		9
Burglary/Breaking & Entering		9
LARCENY/THEFT OFFENSES		22
All Other Larceny		12
Pocket-picking		1
Theft From Building		5
Theft From Motor Vehicle		2
Theft of Motor Vehicle Parts/Accessories		2
MOTOR VEHICLE THEFT		1
Motor Vehicle Theft		1
ARSON		1
Arson		1
COUNTERFEITING/FORGERY		19
Counterfeiting/Forgery		19
DESTRUCTION/DAMAGE/VANDALISM OF PROPERTY		17
Destruction/Damage/Vandalism of Property		17
EMBEZZLEMENT		1
Embezzlement		1
FRAUD OFFENSES		16
Credit Card/Automatic Teller Fraud		1
False Pretenses/Swindle/Confidence Game		14
Impersonation		1
DRUG/NARCOTIC OFFENSES		12
Drug/Narcotic Violations		12

Offenses (Group "A") by Agency

2011

COUNTY

AGENCY

OFFENSE CATEGORY

OFFENSE

OF OFFENSES

<u>New Martinsville PD</u>	<u>TOTAL</u>	<u>101</u>
SEX OFFENSES, FORCIBLE		1
Sexual Assault With An Object		1
ASSAULT OFFENSES		16
Aggravated Assault		2
Simple Assault		14
ROBBERY		1
Robbery		1
BURGLARY/BREAKING & ENTERING		14
Burglary/Breaking & Entering		14
LARCENY/THEFT OFFENSES		46
All Other Larceny		38
Shoplifting		8
MOTOR VEHICLE THEFT		1
Motor Vehicle Theft		1
COUNTERFEITING/FORGERY		1
Counterfeiting/Forgery		1
DESTRUCTION/DAMAGE/VANDALISM OF PROPERTY		19
Destruction/Damage/Vandalism of Property		19
FRAUD OFFENSES		1
False Pretenses/Swindle/Confidence Game		1
DRUG/NARCOTIC OFFENSES		1
Drug/Narcotic Violations		1

Offenses (Group "A") by Agency

2011

COUNTY

AGENCY

OFFENSE CATEGORY

OFFENSE

OF OFFENSES

Paden City SP	TOTAL	97
SEX OFFENSES, FORCIBLE		4
Forcible Rape		2
Forcible Sodomy		1
Sexual Assault With An Object		1
ASSAULT OFFENSES		20
Aggravated Assault		2
Intimidation		7
Simple Assault		12
KIDNAPING/ABDUCTION		1
Kidnaping/Abduction		1
ROBBERY		1
Robbery		1
BURGLARY/BREAKING & ENTERING		8
Burglary/Breaking & Entering		8
LARCENY/THEFT OFFENSES		25
All Other Larceny		21
Purse-snatching		1
Shoplifting		1
Theft From Motor Vehicle		1
Theft of Motor Vehicle Parts/Accessories		1
MOTOR VEHICLE THEFT		3
Motor Vehicle Theft		3
COUNTERFEITING/FORGERY		3
Counterfeiting/Forgery		3
DESTRUCTION/DAMAGE/VANDALISM OF PROPERTY		14
Destruction/Damage/Vandalism of Property		14
EMBEZZLEMENT		2
Embezzlement		2
FRAUD OFFENSES		4
False Pretenses/Swindle/Confidence Game		3
Impersonation		1
STOLEN PROPERTY OFFENSES		1
Stolen Property Offenses		1
DRUG/NARCOTIC OFFENSES		8
Drug/Narcotic Violations		8
WEAPON LAW VIOLATIONS		2

Offenses (Group "A") by Agency

2011

COUNTY

AGENCY

OFFENSE CATEGORY

OFFENSE

OF OFFENSES

		# OF OFFENSES
	Weapon Law Violations	2
Wetzel Co SO	TOTAL	53
	ASSAULT OFFENSES	18
	Aggravated Assault	3
	Simple Assault	15
	BURGLARY/BREAKING & ENTERING	8
	Burglary/Breaking & Entering	8
	LARCENY/THEFT OFFENSES	11
	All Other Larceny	10
	Shoplifting	1
	COUNTERFEITING/FORGERY	1
	Counterfeiting/Forgery	1
	DESTRUCTION/DAMAGE/VANDALISM OF PROPERTY	7
	Destruction/Damage/Vandalism of Property	7
	DRUG/NARCOTIC OFFENSES	7
	Drug/Narcotic Violations	7
	WEAPON LAW VIOLATIONS	1
	Weapon Law Violations	1
Wirt	County TOTAL	251

Offenses (Group "A") by Agency

2011

COUNTY

AGENCY

OFFENSE CATEGORY

OFFENSE

OF OFFENSES

Elizabeth SP	TOTAL	146
SEX OFFENSES, FORCIBLE		3
Forcible Rape		2
Sexual Assault With An Object		1
ASSAULT OFFENSES		45
Aggravated Assault		13
Intimidation		11
Simple Assault		23
BURGLARY/BREAKING & ENTERING		18
Burglary/Breaking & Entering		18
LARCENY/THEFT OFFENSES		24
All Other Larceny		16
Shoplifting		2
Theft From Building		1
Theft From Motor Vehicle		4
Theft of Motor Vehicle Parts/Accessories		1
ARSON		1
Arson		1
COUNTERFEITING/FORGERY		3
Counterfeiting/Forgery		3
DESTRUCTION/DAMAGE/VANDALISM OF PROPERTY		39
Destruction/Damage/Vandalism of Property		39
FRAUD OFFENSES		5
False Pretenses/Swindle/Confidence Game		4
Impersonation		1
DRUG/NARCOTIC OFFENSES		4
Drug/Narcotic Violations		4
WEAPON LAW VIOLATIONS		2
Weapon Law Violations		2

Offenses (Group "A") by Agency

2011

COUNTY

AGENCY

OFFENSE CATEGORY

OFFENSE

OF OFFENSES

<u>Wirt Co SO</u>	<u>TOTAL</u>	<u>105</u>
SEX OFFENSES, FORCIBLE		1
Forcible Rape		1
ASSAULT OFFENSES		24
Aggravated Assault		15
Intimidation		8
Simple Assault		2
KIDNAPING/ABDUCTION		2
Kidnaping/Abduction		2
ROBBERY		1
Robbery		1
BURGLARY/BREAKING & ENTERING		23
Burglary/Breaking & Entering		23
LARCENY/THEFT OFFENSES		23
All Other Larceny		16
Shoplifting		1
Theft From Building		1
Theft From Motor Vehicle		1
Theft of Motor Vehicle Parts/Accessories		4
MOTOR VEHICLE THEFT		1
Motor Vehicle Theft		1
ARSON		5
Arson		5
COUNTERFEITING/FORGERY		2
Counterfeiting/Forgery		2
DESTRUCTION/DAMAGE/VANDALISM OF PROPERTY		7
Destruction/Damage/Vandalism of Property		7
EMBEZZLEMENT		1
Embezzlement		1
FRAUD OFFENSES		3
False Pretenses/Swindle/Confidence Game		3
STOLEN PROPERTY OFFENSES		1
Stolen Property Offenses		1
DRUG/NARCOTIC OFFENSES		6
Drug/Narcotic Violations		6
PORNOGRAPHY/OBSCENE MATERIAL		1
Pornography/Obscene Material		1

Offenses (Group "A") by Agency

2011

COUNTY

AGENCY

OFFENSE CATEGORY

OFFENSE

OF OFFENSES

WEAPON LAW VIOLATIONS

3

Weapon Law Violations

3

Wood

County TOTAL

4610

DNR - 6 - Wood

TOTAL

4

DRUG/NARCOTIC OFFENSES

4

Drug/Narcotic Violations

4

Offenses (Group "A") by Agency

2011

COUNTY

AGENCY

OFFENSE CATEGORY

OFFENSE

OF OFFENSES

<u>Parkersburg PD</u>	<u>TOTAL</u>	<u>2,953</u>
SEX OFFENSES, FORCIBLE		39
Forcible Fondling		15
Forcible Rape		24
SEX OFFENSES, NONFORCIBLE		2
Incest		2
ASSAULT OFFENSES		692
Aggravated Assault		181
Intimidation		61
Simple Assault		457
KIDNAPING/ABDUCTION		1
Kidnaping/Abduction		1
ROBBERY		24
Robbery		24
BURGLARY/BREAKING & ENTERING		338
Burglary/Breaking & Entering		338
LARCENY/THEFT OFFENSES		978
All Other Larceny		697
Purse-snatching		4
Shoplifting		61
Theft From Building		57
Theft From Coin Operated Machine or Device		6
Theft From Motor Vehicle		150
Theft of Motor Vehicle Parts/Accessories		5
MOTOR VEHICLE THEFT		49
Motor Vehicle Theft		49
ARSON		17
Arson		17
COUNTERFEITING/FORGERY		45
Counterfeiting/Forgery		45
DESTRUCTION/DAMAGE/VANDALISM OF PROPERTY		508
Destruction/Damage/Vandalism of Property		508
EMBEZZLEMENT		7
Embezzlement		7
FRAUD OFFENSES		114
Credit Card/Automatic Teller Fraud		47
False Pretenses/Swindle/Confidence Game		65

Offenses (Group "A") by Agency

2011

COUNTY

AGENCY

OFFENSE CATEGORY

OFFENSE

OF OFFENSES

Impersonation	3
STOLEN PROPERTY OFFENSES	8
Stolen Property Offenses	8
DRUG/NARCOTIC OFFENSES	99
Drug Equipment Violations	1
Drug/Narcotic Violations	99
PORNOGRAPHY/OBSCENE MATERIAL	7
Pornography/Obscene Material	7
WEAPON LAW VIOLATIONS	14
Weapon Law Violations	14

Offenses (Group "A") by Agency

2011

COUNTY

AGENCY

OFFENSE CATEGORY

OFFENSE

OF OFFENSES

<u>Parkersburg SP</u>	<u>TOTAL</u>	<u>339</u>
SEX OFFENSES, FORCIBLE		6
Forcible Fondling		3
Sexual Assault With An Object		3
ASSAULT OFFENSES		33
Aggravated Assault		4
Intimidation		7
Simple Assault		22
BURGLARY/BREAKING & ENTERING		23
Burglary/Breaking & Entering		23
LARCENY/THEFT OFFENSES		95
All Other Larceny		88
Shoplifting		3
Theft From Building		2
Theft From Motor Vehicle		2
Theft of Motor Vehicle Parts/Accessories		1
MOTOR VEHICLE THEFT		22
Motor Vehicle Theft		22
COUNTERFEITING/FORGERY		3
Counterfeiting/Forgery		3
DESTRUCTION/DAMAGE/VANDALISM OF PROPERTY		35
Destruction/Damage/Vandalism of Property		35
EXTORTION/BLACKMAIL		1
Extortion/Blackmail		1
FRAUD OFFENSES		17
Credit Card/Automatic Teller Fraud		2
False Pretenses/Swindle/Confidence Game		14
Impersonation		1
STOLEN PROPERTY OFFENSES		9
Stolen Property Offenses		9
DRUG/NARCOTIC OFFENSES		90
Drug/Narcotic Violations		90
PORNOGRAPHY/OBSCENE MATERIAL		2
Pornography/Obscene Material		2
WEAPON LAW VIOLATIONS		2
Weapon Law Violations		2

Offenses (Group "A") by Agency

2011

COUNTY

AGENCY

OFFENSE CATEGORY

OFFENSE

OF OFFENSES

tf Parkersburg Vio Crime Narc TOTAL

56

DRUG/NARCOTIC OFFENSES

56

Drug/Narcotic Violations

56

Offenses (Group "A") by Agency

2011

COUNTY

AGENCY

OFFENSE CATEGORY

OFFENSE

OF OFFENSES

Vienna PD	TOTAL	382
SEX OFFENSES, FORCIBLE		1
Forcible Fondling		1
ASSAULT OFFENSES		65
Aggravated Assault		9
Intimidation		4
Simple Assault		52
ROBBERY		1
Robbery		1
BURGLARY/BREAKING & ENTERING		16
Burglary/Breaking & Entering		16
LARCENY/THEFT OFFENSES		208
All Other Larceny		63
Shoplifting		124
Theft From Building		4
Theft From Motor Vehicle		20
MOTOR VEHICLE THEFT		1
Motor Vehicle Theft		1
ARSON		2
Arson		2
COUNTERFEITING/FORGERY		8
Counterfeiting/Forgery		8
DESTRUCTION/DAMAGE/VANDALISM OF PROPERTY		32
Destruction/Damage/Vandalism of Property		32
EMBEZZLEMENT		10
Embezzlement		10
FRAUD OFFENSES		20
Credit Card/Automatic Teller Fraud		13
False Pretenses/Swindle/Confidence Game		7
STOLEN PROPERTY OFFENSES		2
Stolen Property Offenses		2
DRUG/NARCOTIC OFFENSES		11
Drug/Narcotic Violations		11
WEAPON LAW VIOLATIONS		2
Weapon Law Violations		2

Offenses (Group "A") by Agency

2011

COUNTY

AGENCY

OFFENSE CATEGORY

OFFENSE

OF OFFENSES

<u>Williamstown PD</u>	<u>TOTAL</u>	<u>3</u>
ASSAULT OFFENSES		1
Aggravated Assault		1
BURGLARY/BREAKING & ENTERING		1
Burglary/Breaking & Entering		1
LARCENY/THEFT OFFENSES		1
Theft From Motor Vehicle		1

Offenses (Group "A") by Agency

2011

COUNTY

AGENCY

OFFENSE CATEGORY

OFFENSE

OF OFFENSES

Wood Co SO	TOTAL	873
HOMICIDE OFFENSES		2
Murder and Nonnegligent Manslaughter		2
SEX OFFENSES, FORCIBLE		26
Forcible Fondling		13
Forcible Rape		10
Sexual Assault With An Object		3
SEX OFFENSES, NONFORCIBLE		4
Statutory Rape		4
ASSAULT OFFENSES		189
Aggravated Assault		108
Intimidation		23
Simple Assault		60
KIDNAPING/ABDUCTION		1
Kidnaping/Abduction		1
ROBBERY		9
Robbery		9
BURGLARY/BREAKING & ENTERING		118
Burglary/Breaking & Entering		118
LARCENY/THEFT OFFENSES		292
All Other Larceny		205
Shoplifting		30
Theft From Building		29
Theft From Motor Vehicle		31
Theft of Motor Vehicle Parts/Accessories		4
MOTOR VEHICLE THEFT		23
Motor Vehicle Theft		23
ARSON		5
Arson		5
COUNTERFEITING/FORGERY		8
Counterfeiting/Forgery		8
DESTRUCTION/DAMAGE/VANDALISM OF PROPERTY		109
Destruction/Damage/Vandalism of Property		109
FRAUD OFFENSES		32
Credit Card/Automatic Teller Fraud		8
False Pretenses/Swindle/Confidence Game		20
Impersonation		3

Offenses (Group "A") by Agency

2011

COUNTY

AGENCY

OFFENSE CATEGORY

OFFENSE

OF OFFENSES

	Wire Fraud	1
	STOLEN PROPERTY OFFENSES	4
	Stolen Property Offenses	4
	DRUG/NARCOTIC OFFENSES	29
	Drug/Narcotic Violations	29
	PORNOGRAPHY/OBSCENE MATERIAL	3
	Pornography/Obscene Material	3
	WEAPON LAW VIOLATIONS	10
	Weapon Law Violations	10
Wyoming	County TOTAL	811
DNR - 4 - Wyoming	TOTAL	2
	DRUG/NARCOTIC OFFENSES	2
	Drug/Narcotic Violations	2

Offenses (Group "A") by Agency

2011

COUNTY

AGENCY

OFFENSE CATEGORY

OFFENSE

OF OFFENSES

Jesse SP	TOTAL	102
SEX OFFENSES, FORCIBLE		3
Forcible Rape		3
ASSAULT OFFENSES		19
Aggravated Assault		7
Intimidation		2
Simple Assault		10
ROBBERY		1
Robbery		1
BURGLARY/BREAKING & ENTERING		12
Burglary/Breaking & Entering		12
LARCENY/THEFT OFFENSES		30
All Other Larceny		21
Theft From Building		2
Theft From Motor Vehicle		6
Theft of Motor Vehicle Parts/Accessories		1
MOTOR VEHICLE THEFT		4
Motor Vehicle Theft		4
ARSON		1
Arson		1
COUNTERFEITING/FORGERY		3
Counterfeiting/Forgery		3
DESTRUCTION/DAMAGE/VANDALISM OF PROPERTY		13
Destruction/Damage/Vandalism of Property		13
FRAUD OFFENSES		2
Credit Card/Automatic Teller Fraud		1
False Pretenses/Swindle/Confidence Game		1
STOLEN PROPERTY OFFENSES		1
Stolen Property Offenses		1
DRUG/NARCOTIC OFFENSES		7
Drug Equipment Violations		1
Drug/Narcotic Violations		7
PORNOGRAPHY/OBSCENE MATERIAL		1
Pornography/Obscene Material		1
WEAPON LAW VIOLATIONS		4
Weapon Law Violations		4

Offenses (Group "A") by Agency

2011

COUNTY

AGENCY

OFFENSE CATEGORY

OFFENSE

OF OFFENSES

Oceana PD	TOTAL	253
ASSAULT OFFENSES		42
Aggravated Assault		39
Intimidation		2
Simple Assault		1
ROBBERY		3
Robbery		3
BURGLARY/BREAKING & ENTERING		18
Burglary/Breaking & Entering		18
LARCENY/THEFT OFFENSES		110
All Other Larceny		70
Shoplifting		41
Theft From Motor Vehicle		4
MOTOR VEHICLE THEFT		1
Motor Vehicle Theft		1
COUNTERFEITING/FORGERY		4
Counterfeiting/Forgery		4
DESTRUCTION/DAMAGE/VANDALISM OF PROPERTY		38
Destruction/Damage/Vandalism of Property		38
EMBEZZLEMENT		1
Embezzlement		1
FRAUD OFFENSES		9
Credit Card/Automatic Teller Fraud		2
False Pretenses/Swindle/Confidence Game		7
Impersonation		1
STOLEN PROPERTY OFFENSES		1
Stolen Property Offenses		1
DRUG/NARCOTIC OFFENSES		20
Drug/Narcotic Violations		20

Offenses (Group "A") by Agency

2011

COUNTY

AGENCY

OFFENSE CATEGORY

OFFENSE

OF OFFENSES

Wyoming Co SO	TOTAL	454
SEX OFFENSES, FORCIBLE		2
Forcible Rape		1
Forcible Sodomy		1
ASSAULT OFFENSES		54
Aggravated Assault		15
Intimidation		2
Simple Assault		37
ROBBERY		3
Robbery		3
BURGLARY/BREAKING & ENTERING		104
Burglary/Breaking & Entering		104
LARCENY/THEFT OFFENSES		166
All Other Larceny		156
Theft From Building		2
Theft From Motor Vehicle		7
Theft of Motor Vehicle Parts/Accessories		1
MOTOR VEHICLE THEFT		35
Motor Vehicle Theft		35
ARSON		1
Arson		1
COUNTERFEITING/FORGERY		6
Counterfeiting/Forgery		6
DESTRUCTION/DAMAGE/VANDALISM OF PROPERTY		71
Destruction/Damage/Vandalism of Property		71
FRAUD OFFENSES		5
Credit Card/Automatic Teller Fraud		1
False Pretenses/Swindle/Confidence Game		4
STOLEN PROPERTY OFFENSES		2
Stolen Property Offenses		2
DRUG/NARCOTIC OFFENSES		4
Drug/Narcotic Violations		4
WEAPON LAW VIOLATIONS		1
Weapon Law Violations		1

Offenses (Group "A") by Agency

2011

COUNTY

AGENCY

OFFENSE CATEGORY

OFFENSE

OF OFFENSES

WEST VIRGINIA TOTAL

83,521

ARRESTS (Group "A" and "B") by AGENCY

2011

# of ARRESTS	Adult Arrests	Juvenile Arrests
--------------	---------------	------------------

Barbour County

Barbour Co SO

Aggravated Assault	3	3	0
Simple Assault	7	7	0
Burglary/Breaking & Entering	5	5	0
Destruction/Damage/Vandalism of Property	2	2	0
False Pretenses/Swindle/Confidence Game	1	1	0
Drug/Narcotic Violations	1	1	0
Driving Under The Influence	14	14	0
Liquor Law Violations	1	1	0
All Other Offenses	13	13	0
Others	3	3	0

Barbour Co SO		TOTAL	50	50	0
----------------------	--	--------------	-----------	-----------	----------

Belington PD

Aggravated Assault	9	9	0
Simple Assault	2	2	0
Burglary/Breaking & Entering	2	2	0
Counterfeiting/Forgery	1	1	0
Credit Card/Automatic Teller Fraud	1	1	0
Shoplifting	3	3	0
Theft From Building	1	1	0
Driving Under The Influence	5	5	0
Drunkenness	1	1	0
Liquor Law Violations	2	2	0
All Other Offenses	6	6	0
Others	2	2	0

Belington PD		TOTAL	35	35	0
---------------------	--	--------------	-----------	-----------	----------

DNR - 1 - Barbour

Drug/Narcotic Violations	2	2	0
Driving Under The Influence	1	1	0
Liquor Law Violations	2	2	0
Trespass of Real Property	1	1	0
All Other Offenses	52	52	0

DNR - 1 - Barbour		TOTAL	58	58	0
--------------------------	--	--------------	-----------	-----------	----------

ARRESTS (Group "A" and "B") by AGENCY

2011

# of ARRESTS	Adult Arrests	Juvenile Arrests
--------------	---------------	------------------

Philippi PD

Aggravated Assault	15	13	2
Intimidation	2	1	1
Counterfeiting/Forgery	1	1	0
Destruction/Damage/Vandalism of Property	1	1	0
Shoplifting	2	2	0
Drug/Narcotic Violations	4	4	0
Disorderly Conduct	1	1	0
Driving Under The Influence	8	8	0
Liquor Law Violations	3	3	0
All Other Offenses	12	12	0

Philippi PD	TOTAL	49	46	3
--------------------	--------------	-----------	-----------	----------

Philippi SP

Aggravated Assault	3	3	0
Simple Assault	9	8	1
Intimidation	5	5	0
Burglary/Breaking & Entering	1	1	0
Counterfeiting/Forgery	1	1	0
Destruction/Damage/Vandalism of Property	2	2	0
Motor Vehicle Theft	6	6	0
Stolen Property Offenses	3	3	0
Drug/Narcotic Violations	4	4	0
Weapon Law Violations	2	2	0
Driving Under The Influence	11	10	1
Drunkenness	1	1	0
Liquor Law Violations	8	8	0
All Other Offenses	6	6	0

Philippi SP	TOTAL	62	60	2
--------------------	--------------	-----------	-----------	----------

Barbour	County	TOTAL	254	249	5
----------------	---------------	--------------	------------	------------	----------

Berkeley County

ARRESTS (Group "A" and "B") by AGENCY

2011

# of ARRESTS	Adult Arrests	Juvenile Arrests
--------------	---------------	------------------

Berkeley Co SO

Murder and Nonnegligent Manslaughter	3	3	0
Forcible Rape	2	2	0
Forcible Sodomy	1	1	0
Forcible Fondling	1	1	0
Statutory Rape	1	1	0
Aggravated Assault	33	32	1
Simple Assault	331	304	27
Intimidation	4	4	0
Kidnaping/Abduction	3	3	0
Robbery	12	11	1
Arson	1	1	0
Burglary/Breaking & Entering	32	31	1
Counterfeiting/Forgery	2	2	0
Destruction/Damage/Vandalism of Property	16	15	1
False Pretenses/Swindle/Confidence Game	4	4	0
Credit Card/Automatic Teller Fraud	3	3	0
Shoplifting	57	52	5
Theft From Motor Vehicle	5	4	1
Motor Vehicle Theft	6	5	1
Stolen Property Offenses	13	13	0
Drug/Narcotic Violations	75	74	1
Prostitution	6	6	0
Weapon Law Violations	8	8	0
Bad Checks	20	20	0
Disorderly Conduct	17	17	0
Driving Under The Influence	178	177	1
Drunkenness	4	4	0
Family Offenses (Nonviolent)	1	1	0
Liquor Law Violations	6	3	3
Trespass of Real Property	5	4	1
All Other Offenses	222	220	2
Others	45	45	0

Berkeley Co SO	TOTAL	1,117	1,071	46
-----------------------	--------------	--------------	--------------	-----------

DNR - 2 - Berkeley

Simple Assault	1	1	0
Trespass of Real Property	2	2	0
All Other Offenses	129	123	4

DNR - 2 - Berkeley	TOTAL	132	126	4
---------------------------	--------------	------------	------------	----------

ARRESTS (Group "A" and "B") by AGENCY

2011

# of ARRESTS	Adult Arrests	Juvenile Arrests
--------------	---------------	------------------

Martinsburg PD

	# of ARRESTS	Adult Arrests	Juvenile Arrests	
Forcible Rape	2	2	0	
Sexual Assault With An Object	1	1	0	
Aggravated Assault	56	55	1	
Simple Assault	274	239	35	
Intimidation	12	11	1	
Kidnaping/Abduction	2	2	0	
Robbery	10	10	0	
Arson	13	3	10	
Burglary/Breaking & Entering	43	42	1	
Counterfeiting/Forgery	22	22	0	
Destruction/Damage/Vandalism of Property	63	47	16	
False Pretenses/Swindle/Confidence Game	22	22	0	
Credit Card/Automatic Teller Fraud	5	5	0	
Shoplifting	327	260	67	
Motor Vehicle Theft	3	3	0	
Stolen Property Offenses	28	25	3	
Drug/Narcotic Violations	335	308	27	
Prostitution	13	13	0	
Assisting or Promoting Prostitution	3	3	0	
Pornography/Obscene Material	1	1	0	
Weapon Law Violations	20	17	3	
Bad Checks	4	4	0	
Curfew/Loitering/Vagrancy Violations	45	9	36	
Disorderly Conduct	264	245	19	
Driving Under The Influence	203	203	0	
Drunkenness	567	564	3	
Family Offenses (Nonviolent)	3	3	0	
Liquor Law Violations	154	145	9	
Runaway	14	0	14	
Trespass of Real Property	69	67	2	
All Other Offenses	696	669	27	
Others	87	83	4	
Martinsburg PD	TOTAL	3,361	3,083	278

ARRESTS (Group "A" and "B") by AGENCY

2011

# of ARRESTS	Adult Arrests	Juvenile Arrests
--------------	---------------	------------------

Martinsburg SP

Murder and Nonnegligent Manslaughter	2	2	0
Forcible Rape	2	2	0
Sexual Assault With An Object	1	1	0
Forcible Fondling	7	5	2
Statutory Rape	1	1	0
Aggravated Assault	47	42	5
Simple Assault	131	117	13
Intimidation	71	68	3
Robbery	14	12	2
Arson	1	0	1
Burglary/Breaking & Entering	16	15	1
Counterfeiting/Forgery	8	8	0
Destruction/Damage/Vandalism of Property	36	35	1
False Pretenses/Swindle/Confidence Game	6	6	0
Credit Card/Automatic Teller Fraud	2	2	0
Shoplifting	92	78	14
Theft From Building	11	11	0
Theft From Motor Vehicle	9	6	3
Motor Vehicle Theft	10	9	0
Stolen Property Offenses	19	19	0
Drug/Narcotic Violations	242	234	8
Weapon Law Violations	5	5	0
Bad Checks	1	1	0
Disorderly Conduct	7	7	0
Driving Under The Influence	166	166	0
Drunkenness	19	19	0
Liquor Law Violations	18	17	1
Runaway	1	0	1
Trespass of Real Property	3	3	0
All Other Offenses	150	141	8
Others	36	35	1

Martinsburg SP	TOTAL	1,134	1,067	64
-----------------------	--------------	--------------	--------------	-----------

Jefferson Eastern Panhandle Drug & Alcohol

Theft From Building	1	1	0
Stolen Property Offenses	1	1	0
Drug/Narcotic Violations	286	286	0
Betting/Wagering	10	10	0
Weapon Law Violations	1	1	0
All Other Offenses	5	5	0
Others	1	1	0

Jefferson Eastern Panhandle Drug & Alcohol	TOTAL	305	305	0
---	--------------	------------	------------	----------

Berkeley County	TOTAL	6,049	5,652	392
------------------------	--------------	--------------	--------------	------------

ARRESTS (Group "A" and "B") by AGENCY

2011

# of ARRESTS	Adult Arrests	Juvenile Arrests
--------------	---------------	------------------

Boone County

Boone Co SO

Aggravated Assault	1	1	0
Simple Assault	1	1	0
Boone Co SO			
TOTAL	2	2	0

DNR - 5 - Boone

All Other Offenses	41	38	3
DNR - 5 - Boone			
TOTAL	41	38	3

Madison SP

Murder and Nonnegligent Manslaughter	1	1	0
Aggravated Assault	9	9	0
Simple Assault	44	41	3
Intimidation	30	30	0
Kidnaping/Abduction	1	1	0
Burglary/Breaking & Entering	13	13	0
Counterfeiting/Forgery	9	9	0
Destruction/Damage/Vandalism of Property	18	15	3
False Pretenses/Swindle/Confidence Game	4	4	0
Impersonation	1	1	0
Shoplifting	21	19	2
Theft From Building	4	4	0
Motor Vehicle Theft	7	7	0
Stolen Property Offenses	12	12	0
Drug/Narcotic Violations	154	148	6
Drug Equipment Violations	5	5	0
Weapon Law Violations	2	1	1
Disorderly Conduct	4	4	0
Driving Under The Influence	19	19	0
Drunkenness	4	4	0
Family Offenses (Nonviolent)	9	9	0
Liquor Law Violations	4	4	0
Trespass of Real Property	1	1	0
All Other Offenses	37	36	1
Others	40	39	1
Madison SP			
TOTAL	453	436	17

ARRESTS (Group "A" and "B") by AGENCY

2011

# of ARRESTS	Adult Arrests	Juvenile Arrests
--------------	---------------	------------------

Whitesville SP

Aggravated Assault	6	6	0
Simple Assault	14	14	0
Intimidation	8	6	2
Burglary/Breaking & Entering	3	3	0
Counterfeiting/Forgery	1	1	0
Destruction/Damage/Vandalism of Property	8	6	2
Shoplifting	8	8	0
Stolen Property Offenses	3	3	0
Drug/Narcotic Violations	24	24	0
Drug Equipment Violations	5	5	0
Weapon Law Violations	1	1	0
Driving Under The Influence	8	8	0
Family Offenses (Nonviolent)	1	1	0
Trespass of Real Property	5	5	0
All Other Offenses	9	9	0
Others	14	13	1
Whitesville SP	TOTAL	118	113
Boone	County	TOTAL	614
			589
			25

Braxton County

Braxton Co SO

Aggravated Assault	12	12	0
Simple Assault	14	14	0
Intimidation	7	7	0
Robbery	2	2	0
Counterfeiting/Forgery	1	1	0
Destruction/Damage/Vandalism of Property	3	3	0
False Pretenses/Swindle/Confidence Game	2	2	0
Shoplifting	4	4	0
Motor Vehicle Theft	2	2	0
Drug/Narcotic Violations	17	17	0
Disorderly Conduct	3	3	0
Driving Under The Influence	10	10	0
Drunkenness	8	8	0
Family Offenses (Nonviolent)	2	2	0
Liquor Law Violations	4	4	0
Trespass of Real Property	3	3	0
All Other Offenses	18	18	0
Others	7	7	0
Braxton Co SO	TOTAL	119	119
			0

ARRESTS (Group "A" and "B") by AGENCY

2011

# of ARRESTS	Adult Arrests	Juvenile Arrests
--------------	---------------	------------------

DNR - 3 - Braxton

Weapon Law Violations	2	2	0
Bad Checks	1	1	0
All Other Offenses	53	49	3

DNR - 3 - Braxton	TOTAL	56	52	3
--------------------------	--------------	-----------	-----------	----------

Sutton SP

Forcible Rape	1	0	1
Sexual Assault With An Object	1	1	0
Forcible Fondling	5	4	1
Aggravated Assault	5	5	0
Simple Assault	60	60	0
Intimidation	8	8	0
Robbery	1	1	0
Burglary/Breaking & Entering	4	4	0
Counterfeiting/Forgery	5	5	0
Destruction/Damage/Vandalism of Property	8	8	0
False Pretenses/Swindle/Confidence Game	2	2	0
Shoplifting	2	2	0
Theft From Building	1	1	0
Theft From Motor Vehicle	1	1	0
Stolen Property Offenses	1	1	0
Drug/Narcotic Violations	66	66	0
Weapon Law Violations	3	3	0
Disorderly Conduct	5	5	0
Driving Under The Influence	29	28	1
Drunkenness	6	6	0
Family Offenses (Nonviolent)	1	1	0
Liquor Law Violations	7	7	0
Trespass of Real Property	1	1	0
All Other Offenses	50	50	0
Others	14	14	0

Sutton SP	TOTAL	287	284	3
------------------	--------------	------------	------------	----------

Braxton County	TOTAL	462	455	6
-----------------------	--------------	------------	------------	----------

Brooke County

ARRESTS (Group "A" and "B") by AGENCY

2011

# of ARRESTS	Adult Arrests	Juvenile Arrests
--------------	---------------	------------------

Brooke Co SO

Aggravated Assault	9	9	0
Simple Assault	36	34	2
Intimidation	1	1	0
Burglary/Breaking & Entering	5	5	0
Counterfeiting/Forgery	3	3	0
Destruction/Damage/Vandalism of Property	5	4	1
False Pretenses/Swindle/Confidence Game	1	1	0
Stolen Property Offenses	1	1	0
Drug/Narcotic Violations	4	4	0
Bad Checks	1	1	0
Disorderly Conduct	2	1	1
Driving Under The Influence	46	45	1
Drunkenness	3	3	0
All Other Offenses	63	63	0
Others	8	8	0

Brooke Co SO	TOTAL	188	183	5
---------------------	--------------	------------	------------	----------

DNR - 1 - Brooke

Liquor Law Violations	1	1	0
All Other Offenses	42	41	0

DNR - 1 - Brooke	TOTAL	43	42	0
-------------------------	--------------	-----------	-----------	----------

Follansbee PD

Aggravated Assault	1	1	0
Simple Assault	10	7	3
Intimidation	2	2	0
Kidnaping/Abduction	1	1	0
Burglary/Breaking & Entering	2	2	0
Shoplifting	1	1	0
Theft From Building	1	1	0
Drug/Narcotic Violations	1	1	0
Disorderly Conduct	2	2	0
Driving Under The Influence	7	7	0
All Other Offenses	2	2	0

Follansbee PD	TOTAL	30	27	3
----------------------	--------------	-----------	-----------	----------

ARRESTS (Group "A" and "B") by AGENCY

2011

# of ARRESTS	Adult Arrests	Juvenile Arrests
--------------	---------------	------------------

Wellsburg PD

Forcible Fondling	1	1	0
Aggravated Assault	1	1	0
Simple Assault	21	21	0
Burglary/Breaking & Entering	1	1	0
False Pretenses/Swindle/Confidence Game	7	7	0
Shoplifting	3	3	0
Theft From Motor Vehicle	4	3	1
Motor Vehicle Theft	2	0	2
Stolen Property Offenses	1	1	0
Drug/Narcotic Violations	12	11	1
Weapon Law Violations	1	1	0
Disorderly Conduct	3	3	0
Driving Under The Influence	18	18	0
Drunkenness	6	4	2
Liquor Law Violations	2	2	0
Trespass of Real Property	1	1	0
All Other Offenses	26	26	0
Others	2	2	0

Wellsburg PD	TOTAL	112	106	6
---------------------	--------------	------------	------------	----------

Wellsburg SP

Sexual Assault With An Object	1	1	0
Forcible Fondling	1	0	1
Intimidation	2	2	0
Burglary/Breaking & Entering	1	1	0
Drug/Narcotic Violations	2	2	0
Driving Under The Influence	13	13	0
Liquor Law Violations	1	1	0
All Other Offenses	17	17	0
Others	3	3	0

Wellsburg SP	TOTAL	41	40	1
---------------------	--------------	-----------	-----------	----------

Brooke	County	TOTAL	414	398	15
---------------	---------------	--------------	------------	------------	-----------

Cabell **County**

ARRESTS (Group "A" and "B") by AGENCY

2011

# of ARRESTS	Adult Arrests	Juvenile Arrests
--------------	---------------	------------------

Barboursville PD

Aggravated Assault	1	1	0
Simple Assault	12	11	1
Robbery	1	1	0
Burglary/Breaking & Entering	2	1	1
Destruction/Damage/Vandalism of Property	4	4	0
Shoplifting	365	295	70
Motor Vehicle Theft	2	2	0
Stolen Property Offenses	3	3	0
Drug/Narcotic Violations	22	21	1
Weapon Law Violations	4	3	1
Curfew/Loitering/Vagrancy Violations	1	0	1
Disorderly Conduct	3	3	0
Driving Under The Influence	26	26	0
Drunkenness	9	9	0
Trespass of Real Property	3	3	0
All Other Offenses	58	57	1
Others	4	2	2

Barboursville PD	TOTAL	520	442	78
-------------------------	--------------	------------	------------	-----------

Cabell CO SO

Murder and Nonnegligent Manslaughter	1	1	0
Aggravated Assault	12	12	0
Simple Assault	79	68	11
Intimidation	1	1	0
Robbery	3	3	0
Burglary/Breaking & Entering	13	13	0
Counterfeiting/Forgery	1	1	0
Destruction/Damage/Vandalism of Property	7	7	0
Credit Card/Automatic Teller Fraud	1	1	0
Shoplifting	56	55	1
Theft From Building	1	1	0
Motor Vehicle Theft	5	5	0
Stolen Property Offenses	5	5	0
Drug/Narcotic Violations	76	71	5
Weapon Law Violations	17	15	2
Disorderly Conduct	18	17	1
Driving Under The Influence	28	28	0
Drunkenness	11	11	0
Liquor Law Violations	7	7	0
Trespass of Real Property	8	8	0
All Other Offenses	578	571	7
Others	15	14	1

Cabell CO SO	TOTAL	943	915	28
---------------------	--------------	------------	------------	-----------

ARRESTS (Group "A" and "B") by AGENCY

2011

# of ARRESTS	Adult Arrests	Juvenile Arrests
--------------	---------------	------------------

DNR - 5 - Cabell

Operating/Promoting/Assisting Gambling	1	1	0
Driving Under The Influence	1	1	0
All Other Offenses	68	66	2

DNR - 5 - Cabell	TOTAL	70	68	2
-------------------------	--------------	-----------	-----------	----------

Huntington PD

Murder and Nonnegligent Manslaughter	3	3	0
Forcible Rape	4	3	1
Forcible Fondling	2	2	0
Aggravated Assault	38	37	1
Simple Assault	222	199	23
Kidnaping/Abduction	1	1	0
Robbery	39	38	1
Arson	1	1	0
Burglary/Breaking & Entering	79	66	13
Counterfeiting/Forgery	7	7	0
Destruction/Damage/Vandalism of Property	17	13	4
False Pretenses/Swindle/Confidence Game	1	1	0
Shoplifting	12	11	1
Motor Vehicle Theft	7	7	0
Stolen Property Offenses	12	10	2
Drug/Narcotic Violations	214	204	10
Drug Equipment Violations	1	1	0
Prostitution	38	38	0
Weapon Law Violations	7	6	1
Bad Checks	7	7	0
Disorderly Conduct	143	142	1
Driving Under The Influence	277	277	0
Drunkenness	106	101	5
Liquor Law Violations	270	269	1
Trespass of Real Property	75	74	1
All Other Offenses	634	620	14
Others	24	23	1

Huntington PD	TOTAL	2,241	2,161	80
----------------------	--------------	--------------	--------------	-----------

ARRESTS (Group "A" and "B") by AGENCY

2011

# of ARRESTS	Adult Arrests	Juvenile Arrests
--------------	---------------	------------------

Huntington SP

	# of ARRESTS	Adult Arrests	Juvenile Arrests	
Murder and Nonnegligent Manslaughter	1	1	0	
Forcible Rape	1	1	0	
Forcible Fondling	1	1	0	
Aggravated Assault	7	6	1	
Simple Assault	67	60	7	
Intimidation	11	11	0	
Kidnaping/Abduction	3	3	0	
Robbery	1	1	0	
Burglary/Breaking & Entering	4	3	1	
Counterfeiting/Forgery	4	4	0	
Destruction/Damage/Vandalism of Property	15	13	2	
False Pretenses/Swindle/Confidence Game	1	1	0	
Shoplifting	262	236	26	
Theft of Motor Vehicle Parts/Accessories	3	3	0	
Motor Vehicle Theft	4	3	1	
Stolen Property Offenses	6	6	0	
Drug/Narcotic Violations	81	81	0	
Drug Equipment Violations	8	8	0	
Assisting or Promoting Prostitution	2	2	0	
Pornography/Obscene Material	1	1	0	
Weapon Law Violations	5	5	0	
Disorderly Conduct	14	13	1	
Driving Under The Influence	22	22	0	
Drunkenness	9	9	0	
Family Offenses (Nonviolent)	3	3	0	
Liquor Law Violations	22	17	5	
Runaway	4	0	4	
Trespass of Real Property	1	1	0	
All Other Offenses	83	83	0	
Others	18	17	1	
Huntington SP	TOTAL	664	615	49

ARRESTS (Group "A" and "B") by AGENCY

2011

# of ARRESTS	Adult Arrests	Juvenile Arrests
--------------	---------------	------------------

Marshall Univ Police

Simple Assault	7	7	0
Burglary/Breaking & Entering	2	2	0
Destruction/Damage/Vandalism of Property	3	3	0
Theft From Building	5	5	0
Theft From Motor Vehicle	1	1	0
Stolen Property Offenses	3	3	0
Drug/Narcotic Violations	31	30	1
Weapon Law Violations	1	1	0
Disorderly Conduct	2	2	0
Driving Under The Influence	4	4	0
Drunkenness	4	4	0
Liquor Law Violations	87	85	2
All Other Offenses	4	4	0
Others	2	2	0

Marshall Univ Police	TOTAL	156	153	3
-----------------------------	--------------	------------	------------	----------

Milton PD

Aggravated Assault	1	1	0
Simple Assault	7	7	0
Intimidation	1	1	0
Destruction/Damage/Vandalism of Property	1	1	0
Shoplifting	3	3	0
Drug/Narcotic Violations	4	4	0
Disorderly Conduct	1	1	0
Driving Under The Influence	5	5	0
Drunkenness	8	8	0
All Other Offenses	8	8	0
Others	1	1	0

Milton PD	TOTAL	40	40	0
------------------	--------------	-----------	-----------	----------

tf Huntington Drug & Vio

Drug/Narcotic Violations	36	36	0
Weapon Law Violations	1	1	0
All Other Offenses	6	6	0

tf Huntington Drug & Vio Crim	TOTAL	43	43	0
--	--------------	-----------	-----------	----------

Cabell	County	TOTAL	4,677	4,437	240
---------------	---------------	--------------	--------------	--------------	------------

Calhoun County

DNR - 6 - Calhoun

Drug/Narcotic Violations	3	3	0
All Other Offenses	60	56	4

DNR - 6 - Calhoun	TOTAL	63	59	4
--------------------------	--------------	-----------	-----------	----------

ARRESTS (Group "A" and "B") by AGENCY

2011

# of ARRESTS	Adult Arrests	Juvenile Arrests
--------------	---------------	------------------

Grantsville SP

Murder and Nonnegligent Manslaughter	1	1	0		
Forcible Fondling	2	2	0		
Statutory Rape	1	1	0		
Aggravated Assault	9	9	0		
Simple Assault	22	22	0		
Intimidation	3	3	0		
Burglary/Breaking & Entering	2	2	0		
Counterfeiting/Forgery	2	2	0		
Destruction/Damage/Vandalism of Property	10	10	0		
False Pretenses/Swindle/Confidence Game	5	5	0		
Theft From Coin Operated Machine or Device	4	4	0		
Motor Vehicle Theft	1	1	0		
Stolen Property Offenses	1	1	0		
Drug/Narcotic Violations	41	41	0		
Drug Equipment Violations	4	4	0		
Driving Under The Influence	7	7	0		
Drunkenness	4	4	0		
Liquor Law Violations	5	3	2		
Trespass of Real Property	5	5	0		
All Other Offenses	16	14	2		
Others	5	5	0		
Grantsville SP	TOTAL	150	146	4	
Calhoun	County	TOTAL	213	205	8

Clay County

ARRESTS (Group "A" and "B") by AGENCY

2011

# of ARRESTS	Adult Arrests	Juvenile Arrests
--------------	---------------	------------------

Clay SP

Murder and Nonnegligent Manslaughter	1	1	0
Forcible Rape	1	1	0
Aggravated Assault	6	6	0
Simple Assault	14	12	1
Intimidation	1	1	0
Burglary/Breaking & Entering	3	3	0
Destruction/Damage/Vandalism of Property	6	6	0
Shoplifting	1	1	0
Stolen Property Offenses	1	1	0
Drug/Narcotic Violations	61	61	0
Drug Equipment Violations	9	9	0
Weapon Law Violations	2	2	0
Driving Under The Influence	18	18	0
Drunkenness	14	13	0
Liquor Law Violations	1	1	0
Trespass of Real Property	1	1	0
All Other Offenses	11	11	0
Others	3	3	0
Clay SP	TOTAL	154	151
DNR - 3 - Clay			
All Other Offenses	56	54	2
DNR - 3 - Clay	TOTAL	56	54
Clay	County	TOTAL	210
		205	3

Doddridge County

DNR - 6 - Doddridge			
All Other Offenses	21	19	2
DNR - 6 - Doddridge	TOTAL	21	19

ARRESTS (Group "A" and "B") by AGENCY

2011

# of ARRESTS	Adult Arrests	Juvenile Arrests
--------------	---------------	------------------

Doddridge Co SO

Forcible Fondling	1	1	0
Simple Assault	12	12	0
Intimidation	1	1	0
Burglary/Breaking & Entering	1	1	0
Drug/Narcotic Violations	5	5	0
Drug Equipment Violations	1	1	0
Weapon Law Violations	5	5	0
Driving Under The Influence	19	19	0
Drunkenness	1	1	0
Liquor Law Violations	1	1	0
All Other Offenses	1	1	0
Others	1	0	1

Doddridge Co SO	TOTAL	49	48	1
------------------------	--------------	-----------	-----------	----------

West Union PD

Simple Assault	1	1	0
Driving Under The Influence	1	1	0
All Other Offenses	1	1	0

West Union PD	TOTAL	3	3	0
----------------------	--------------	----------	----------	----------

West Union SP

Aggravated Assault	2	2	0
Simple Assault	6	6	0
Intimidation	2	2	0
Counterfeiting/Forgery	1	1	0
Destruction/Damage/Vandalism of Property	2	2	0
Motor Vehicle Theft	1	1	0
Drug/Narcotic Violations	6	6	0
Weapon Law Violations	5	5	0
Driving Under The Influence	5	5	0
Drunkenness	1	1	0
Liquor Law Violations	3	3	0
All Other Offenses	2	2	0
Others	2	2	0

West Union SP	TOTAL	38	38	0
----------------------	--------------	-----------	-----------	----------

Doddridge County	TOTAL	111	108	3
-------------------------	--------------	------------	------------	----------

Fayette County

Ansted PD

Destruction/Damage/Vandalism of Property	1	1	0
Others	2	2	0

Ansted PD	TOTAL	3	3	0
------------------	--------------	----------	----------	----------

ARRESTS (Group "A" and "B") by AGENCY

2011

# of ARRESTS	Adult Arrests	Juvenile Arrests
--------------	---------------	------------------

DNR - 4 - Fayette

Drug/Narcotic Violations	3	3	0
Weapon Law Violations	1	1	0
All Other Offenses	83	78	5

DNR - 4 - Fayette	TOTAL	87	82	5
--------------------------	--------------	-----------	-----------	----------

Fayette Co SO

Murder and Nonnegligent Manslaughter	1	1	0
Forcible Rape	1	1	0
Sexual Assault With An Object	1	1	0
Forcible Fondling	2	2	0
Aggravated Assault	23	23	0
Simple Assault	120	120	0
Intimidation	22	22	0
Kidnaping/Abduction	1	1	0
Robbery	3	3	0
Arson	1	1	0
Burglary/Breaking & Entering	18	18	0
Counterfeiting/Forgery	3	3	0
Destruction/Damage/Vandalism of Property	8	8	0
False Pretenses/Swindle/Confidence Game	2	2	0
Theft of Motor Vehicle Parts/Accessories	1	1	0
Motor Vehicle Theft	1	1	0
Stolen Property Offenses	2	2	0
Drug/Narcotic Violations	13	13	0
Weapon Law Violations	6	6	0
Disorderly Conduct	1	1	0
Driving Under The Influence	21	21	0
Trespass of Real Property	2	2	0
All Other Offenses	8	8	0
Others	22	22	0

Fayette Co SO	TOTAL	283	283	0
----------------------	--------------	------------	------------	----------

ARRESTS (Group "A" and "B") by AGENCY

2011

# of ARRESTS	Adult Arrests	Juvenile Arrests
--------------	---------------	------------------

Gauley Bridge SP				
Aggravated Assault	2	2	0	
Simple Assault	4	4	0	
Intimidation	1	1	0	
Counterfeiting/Forgery	1	1	0	
Credit Card/Automatic Teller Fraud	1	1	0	
Stolen Property Offenses	3	3	0	
Drug/Narcotic Violations	7	6	1	
Weapon Law Violations	1	1	0	
Driving Under The Influence	7	7	0	
Drunkenness	2	2	0	
Liquor Law Violations	3	2	1	
All Other Offenses	6	6	0	
Others	2	2	0	
Gauley Bridge SP				
TOTAL	40	38	2	
Montgomery PD				
Aggravated Assault	3	3	0	
Simple Assault	1	1	0	
Destruction/Damage/Vandalism of Property	5	5	0	
Shoplifting	5	5	0	
Theft From Motor Vehicle	1	1	0	
Drug Equipment Violations	1	1	0	
Disorderly Conduct	21	21	0	
Driving Under The Influence	1	1	0	
Drunkenness	5	5	0	
Others	3	3	0	
Montgomery PD				
TOTAL	46	46	0	
Mount Hope PD				
Simple Assault	5	5	0	
Burglary/Breaking & Entering	1	1	0	
Destruction/Damage/Vandalism of Property	2	2	0	
Shoplifting	1	1	0	
Disorderly Conduct	2	2	0	
Drunkenness	2	2	0	
Mount Hope PD				
TOTAL	13	13	0	

ARRESTS (Group "A" and "B") by AGENCY

2011

# of ARRESTS	Adult Arrests	Juvenile Arrests
--------------	---------------	------------------

Oak Hill SP

Aggravated Assault	9	9	0
Simple Assault	14	14	0
Intimidation	15	15	0
Burglary/Breaking & Entering	4	4	0
Destruction/Damage/Vandalism of Property	2	2	0
Theft From Building	1	1	0
Theft From Motor Vehicle	2	2	0
Theft of Motor Vehicle Parts/Accessories	1	1	0
Motor Vehicle Theft	1	1	0
Stolen Property Offenses	3	3	0
Drug/Narcotic Violations	13	13	0
Weapon Law Violations	3	3	0
Driving Under The Influence	31	31	0
All Other Offenses	12	12	0
Others	12	12	0

Oak Hill SP	TOTAL	123	123	0
--------------------	--------------	------------	------------	----------

Turnpike - Fayette

Drug/Narcotic Violations	11	11	0
Driving Under The Influence	3	3	0
Drunkenness	1	1	0

Turnpike - Fayette	TOTAL	15	15	0
---------------------------	--------------	-----------	-----------	----------

WVU Tech-Security

Destruction/Damage/Vandalism of Property	4	4	0
Credit Card/Automatic Teller Fraud	1	1	0
Drug/Narcotic Violations	6	6	0
Disorderly Conduct	1	1	0
Trespass of Real Property	1	1	0
All Other Offenses	1	1	0
Others	4	4	0

WVU Tech-Security	TOTAL	18	18	0
--------------------------	--------------	-----------	-----------	----------

Fayette	County	TOTAL	628	621	7
----------------	---------------	--------------	------------	------------	----------

Gilmer County

DNR - 6 - Gilmer

All Other Offenses	15	15	0
--------------------	----	----	---

DNR - 6 - Gilmer	TOTAL	15	15	0
-------------------------	--------------	-----------	-----------	----------

ARRESTS (Group "A" and "B") by AGENCY

2011

# of ARRESTS	Adult Arrests	Juvenile Arrests
--------------	---------------	------------------

Glenville PD

Aggravated Assault	3	3	0
Simple Assault	3	3	0
Intimidation	2	2	0
Burglary/Breaking & Entering	1	1	0
False Pretenses/Swindle/Confidence Game	1	1	0
Shoplifting	2	2	0
Theft From Building	1	1	0
Drug/Narcotic Violations	8	8	0
Driving Under The Influence	20	20	0
Drunkenness	1	1	0
Liquor Law Violations	21	19	2
Trespass of Real Property	2	2	0
All Other Offenses	10	1	9
Others	2	2	0
Glenville PD	TOTAL	77	66
			11

Glenville SP

Forcible Sodomy	1	1	0
Sexual Assault With An Object	1	1	0
Forcible Fondling	1	0	1
Aggravated Assault	9	8	1
Simple Assault	4	4	0
Intimidation	7	7	0
Burglary/Breaking & Entering	4	4	0
Counterfeiting/Forgery	2	2	0
Destruction/Damage/Vandalism of Property	1	1	0
False Pretenses/Swindle/Confidence Game	2	2	0
Theft From Building	1	1	0
Theft of Motor Vehicle Parts/Accessories	1	1	0
Stolen Property Offenses	1	1	0
Drug/Narcotic Violations	12	12	0
Drug Equipment Violations	1	1	0
Bad Checks	15	15	0
Driving Under The Influence	2	2	0
Drunkenness	1	1	0
Family Offenses (Nonviolent)	2	2	0
Liquor Law Violations	5	5	0
All Other Offenses	11	11	0
Others	4	4	0
Glenville SP	TOTAL	88	86
			2

ARRESTS (Group "A" and "B") by AGENCY

2011

# of ARRESTS	Adult Arrests	Juvenile Arrests
--------------	---------------	------------------

Glenville State College

Simple Assault	4	4	0
Drug/Narcotic Violations	3	3	0
Liquor Law Violations	5	5	0
All Other Offenses	2	2	0
Others	1	1	0
Glenville State College	TOTAL	15	15
Gilmer	County	TOTAL	195
			182
			13

Grant County

DNR - 2 - Grant

Trespass of Real Property	3	3	0
All Other Offenses	96	94	2
DNR - 2 - Grant	TOTAL	99	97
			2

Grant Co SO

Incest	1	1	0
Aggravated Assault	5	5	0
Simple Assault	9	9	0
Intimidation	4	4	0
Counterfeiting/Forgery	1	1	0
Destruction/Damage/Vandalism of Property	1	1	0
False Pretenses/Swindle/Confidence Game	1	1	0
Drug/Narcotic Violations	8	8	0
Weapon Law Violations	1	1	0
Disorderly Conduct	1	1	0
Driving Under The Influence	18	17	1
Trespass of Real Property	1	1	0
All Other Offenses	12	12	0
Grant Co SO	TOTAL	63	62
			1

ARRESTS (Group "A" and "B") by AGENCY

2011

# of ARRESTS	Adult Arrests	Juvenile Arrests
--------------	---------------	------------------

Petersburg SP

Forcible Rape	1	1	0
Aggravated Assault	5	5	0
Simple Assault	23	23	0
Intimidation	10	10	0
Robbery	1	1	0
Burglary/Breaking & Entering	4	4	0
Destruction/Damage/Vandalism of Property	2	2	0
Shoplifting	3	3	0
Theft From Building	1	1	0
Stolen Property Offenses	2	2	0
Drug/Narcotic Violations	19	18	1
Driving Under The Influence	6	6	0
Drunkenness	4	4	0
Family Offenses (Nonviolent)	2	2	0
All Other Offenses	13	10	3
Others	2	2	0
Petersburg SP	98	94	4
TOTAL			

tf Potomac Highland Drug

Drug/Narcotic Violations	12	12	0
tf Potomac Highland Drug & VITOTAL	12	12	0
Grant	272	265	7
County			
TOTAL			

Greenbrier County

DNR - 4 - Greenbrier

Weapon Law Violations	2	2	0
Bad Checks	1	1	0
Driving Under The Influence	1	1	0
All Other Offenses	75	68	7
DNR - 4 - Greenbrier	79	72	7
TOTAL			

Greenbrier Co SO

Aggravated Assault	1	1	0
Simple Assault	9	9	0
Burglary/Breaking & Entering	1	1	0
Shoplifting	1	1	0
Drug/Narcotic Violations	1	1	0
Weapon Law Violations	3	3	0
Driving Under The Influence	4	4	0
All Other Offenses	1	1	0
Others	1	1	0
Greenbrier Co SO	22	22	0
TOTAL			

ARRESTS (Group "A" and "B") by AGENCY

2011

# of ARRESTS	Adult Arrests	Juvenile Arrests
--------------	---------------	------------------

Lewisburg PD

Forcible Rape	1	1	0
Simple Assault	4	4	0
Robbery	1	1	0
Counterfeiting/Forgery	2	2	0
False Pretenses/Swindle/Confidence Game	2	2	0
Shoplifting	3	3	0
Theft From Building	1	1	0
Stolen Property Offenses	1	1	0
Drug/Narcotic Violations	5	5	0
Disorderly Conduct	1	1	0
Driving Under The Influence	49	48	1
Drunkenness	3	3	0
All Other Offenses	3	3	0

Lewisburg PD	TOTAL	76	75	1
---------------------	--------------	-----------	-----------	----------

Lewisburg SP

Forcible Fondling	2	2	0
Aggravated Assault	6	6	0
Simple Assault	11	10	1
Intimidation	4	4	0
Burglary/Breaking & Entering	8	8	0
Counterfeiting/Forgery	1	1	0
Destruction/Damage/Vandalism of Property	4	4	0
False Pretenses/Swindle/Confidence Game	16	16	0
Credit Card/Automatic Teller Fraud	1	1	0
Shoplifting	23	21	2
Motor Vehicle Theft	1	1	0
Drug/Narcotic Violations	18	17	1
Drug Equipment Violations	1	1	0
Weapon Law Violations	1	1	0
Driving Under The Influence	16	16	0
Drunkenness	9	9	0
Liquor Law Violations	3	2	1
Trespass of Real Property	1	1	0
All Other Offenses	12	12	0
Others	9	9	0

Lewisburg SP	TOTAL	147	142	5
---------------------	--------------	------------	------------	----------

ARRESTS (Group "A" and "B") by AGENCY

2011

# of ARRESTS	Adult Arrests	Juvenile Arrests
--------------	---------------	------------------

Rainelle PD

Intimidation	2	2	0
Burglary/Breaking & Entering	2	2	0
Shoplifting	3	3	0
Theft From Building	1	1	0
Theft From Motor Vehicle	1	1	0
Drug/Narcotic Violations	5	5	0
Disorderly Conduct	1	1	0
Driving Under The Influence	2	2	0
Drunkenness	3	3	0
Trespass of Real Property	2	2	0
All Other Offenses	1	1	0
Others	2	2	0

Rainelle PD	TOTAL	25	25	0
--------------------	--------------	-----------	-----------	----------

Rainelle SP

Forcible Sodomy	1	1	0
Aggravated Assault	3	3	0
Simple Assault	7	7	0
Intimidation	1	1	0
Burglary/Breaking & Entering	2	2	0
Counterfeiting/Forgery	1	1	0
Destruction/Damage/Vandalism of Property	3	3	0
False Pretenses/Swindle/Confidence Game	1	1	0
Purse-snatching	1	1	0
Shoplifting	2	2	0
Theft From Building	2	2	0
Motor Vehicle Theft	2	2	0
Drug/Narcotic Violations	2	2	0
Driving Under The Influence	11	11	0
Drunkenness	1	1	0
All Other Offenses	5	5	0
Others	7	7	0

Rainelle SP	TOTAL	52	52	0
--------------------	--------------	-----------	-----------	----------

Ronceverte PD

Forcible Fondling	1	1	0
Simple Assault	10	9	1
Intimidation	1	1	0
Burglary/Breaking & Entering	1	1	0
Theft From Building	2	2	0
Weapon Law Violations	1	1	0
Driving Under The Influence	8	8	0
All Other Offenses	13	13	0

Ronceverte PD	TOTAL	37	36	1
----------------------	--------------	-----------	-----------	----------

ARRESTS (Group "A" and "B") by AGENCY

2011

# of ARRESTS	Adult Arrests	Juvenile Arrests
--------------	---------------	------------------

White Sulphur Springs PI

Aggravated Assault	2	2	0
Simple Assault	3	3	0
Burglary/Breaking & Entering	2	2	0
False Pretenses/Swindle/Confidence Game	1	1	0
Drug/Narcotic Violations	1	1	0
Weapon Law Violations	1	1	0
Driving Under The Influence	83	83	0
Liquor Law Violations	1	1	0
All Other Offenses	2	2	0

White Sulphur Springs PD	TOTAL	96	96	0
---------------------------------	--------------	-----------	-----------	----------

Greenbrier County	TOTAL	534	520	14
--------------------------	--------------	------------	------------	-----------

Hampshire County

Capon Bridge PD

False Pretenses/Swindle/Confidence Game	1	1	0
Driving Under The Influence	1	1	0
All Other Offenses	1	1	0

Capon Bridge PD	TOTAL	3	3	0
------------------------	--------------	----------	----------	----------

DNR - 2 - Hampshire

Trespass of Real Property	2	2	0
All Other Offenses	136	126	7

DNR - 2 - Hampshire	TOTAL	138	128	7
----------------------------	--------------	------------	------------	----------

ARRESTS (Group "A" and "B") by AGENCY

2011

# of ARRESTS	Adult Arrests	Juvenile Arrests
--------------	---------------	------------------

Hampshire Co SO

Murder and Nonnegligent Manslaughter	1	1	0
Aggravated Assault	66	64	2
Simple Assault	15	15	0
Intimidation	12	11	1
Kidnaping/Abduction	1	1	0
Arson	1	1	0
Burglary/Breaking & Entering	10	10	0
Counterfeiting/Forgery	5	5	0
Destruction/Damage/Vandalism of Property	1	1	0
False Pretenses/Swindle/Confidence Game	3	3	0
Theft From Building	1	1	0
Motor Vehicle Theft	2	2	0
Stolen Property Offenses	4	4	0
Drug/Narcotic Violations	17	17	0
Weapon Law Violations	1	1	0
Disorderly Conduct	1	1	0
Driving Under The Influence	12	12	0
Liquor Law Violations	1	1	0
Trespass of Real Property	2	2	0
All Other Offenses	34	34	0
Others	1	1	0

Hampshire Co SO	TOTAL	191	188	3
------------------------	--------------	------------	------------	----------

Romney PD

Sexual Assault With An Object	1	1	0
Aggravated Assault	11	11	0
Simple Assault	1	1	0
Burglary/Breaking & Entering	1	1	0
False Pretenses/Swindle/Confidence Game	1	1	0
Credit Card/Automatic Teller Fraud	1	1	0
Theft From Building	1	1	0
Theft of Motor Vehicle Parts/Accessories	1	1	0
Drug/Narcotic Violations	5	5	0
All Other Offenses	1	1	0
Others	2	2	0

Romney PD	TOTAL	26	26	0
------------------	--------------	-----------	-----------	----------

ARRESTS (Group "A" and "B") by AGENCY

2011

# of ARRESTS	Adult Arrests	Juvenile Arrests
--------------	---------------	------------------

Romney SP

Forcible Sodomy	2	2	0
Forcible Fondling	3	3	0
Aggravated Assault	4	4	0
Simple Assault	32	32	0
Intimidation	31	31	0
Robbery	1	1	0
Burglary/Breaking & Entering	14	14	0
Counterfeiting/Forgery	7	7	0
Destruction/Damage/Vandalism of Property	15	15	0
False Pretenses/Swindle/Confidence Game	8	8	0
Impersonation	1	1	0
Shoplifting	8	8	0
Theft of Motor Vehicle Parts/Accessories	2	2	0
Motor Vehicle Theft	1	1	0
Stolen Property Offenses	2	2	0
Drug/Narcotic Violations	81	81	0
Drug Equipment Violations	2	2	0
Weapon Law Violations	3	3	0
Bad Checks	1	1	0
Driving Under The Influence	48	48	0
Drunkenness	4	4	0
Family Offenses (Nonviolent)	1	1	0
Liquor Law Violations	9	8	1
Trespass of Real Property	1	1	0
All Other Offenses	45	44	1
Others	4	4	0
Romney SP	TOTAL	330	328
Hampshire County	TOTAL	688	673

Hancock County

DNR - 1 - Hancock			
Weapon Law Violations	1	1	0
All Other Offenses	30	28	2
DNR - 1 - Hancock	TOTAL	31	29

ARRESTS (Group "A" and "B") by AGENCY

2011

# of ARRESTS	Adult Arrests	Juvenile Arrests
--------------	---------------	------------------

Hancock Co SO

Simple Assault	18	17	1
Destruction/Damage/Vandalism of Property	1	1	0
Shoplifting	1	1	0
Theft From Motor Vehicle	1	1	0
Drug/Narcotic Violations	3	3	0
Disorderly Conduct	7	7	0
Driving Under The Influence	34	34	0
Drunkenness	5	5	0
Liquor Law Violations	2	2	0
Trespass of Real Property	4	4	0
All Other Offenses	20	20	0
Others	2	2	0

Hancock Co SO **TOTAL** **98** **97** **1**

New Cumberland PD

Simple Assault	4	4	0
Stolen Property Offenses	1	1	0
Drug/Narcotic Violations	2	2	0
Disorderly Conduct	4	4	0
Driving Under The Influence	25	25	0
Drunkenness	2	2	0
Liquor Law Violations	3	3	0
All Other Offenses	29	29	0
Others	4	4	0

New Cumberland PD **TOTAL** **74** **74** **0**

New Cumberland SP

Simple Assault	3	3	0
Intimidation	1	1	0
False Pretenses/Swindle/Confidence Game	1	1	0
Drug/Narcotic Violations	2	2	0
Weapon Law Violations	1	1	0
Driving Under The Influence	92	92	0
Family Offenses (Nonviolent)	1	1	0
All Other Offenses	9	9	0

New Cumberland SP **TOTAL** **110** **110** **0**

tf Hancock-Brooke Drug

Drug/Narcotic Violations	2	2	0
All Other Offenses	7	7	0

tf Hancock-Brooke Drug **TOTAL** **9** **9** **0**

ARRESTS (Group "A" and "B") by AGENCY

2011

# of ARRESTS	Adult Arrests	Juvenile Arrests
--------------	---------------	------------------

Weirton PD

Aggravated Assault	4	4	0	
Simple Assault	88	77	11	
Robbery	3	3	0	
Burglary/Breaking & Entering	9	9	0	
Counterfeiting/Forgery	2	2	0	
Destruction/Damage/Vandalism of Property	13	9	4	
False Pretenses/Swindle/Confidence Game	4	4	0	
Credit Card/Automatic Teller Fraud	1	1	0	
Shoplifting	60	51	9	
Theft From Motor Vehicle	1	0	1	
Motor Vehicle Theft	1	1	0	
Stolen Property Offenses	7	7	0	
Drug/Narcotic Violations	38	36	2	
Assisting or Promoting Prostitution	1	1	0	
Weapon Law Violations	7	7	0	
Curfew/Loitering/Vagrancy Violations	3	0	3	
Disorderly Conduct	56	55	1	
Driving Under The Influence	69	69	0	
Drunkenness	43	43	0	
Family Offenses (Nonviolent)	1	1	0	
Liquor Law Violations	14	6	8	
Runaway	2	0	2	
Trespass of Real Property	15	14	1	
All Other Offenses	120	106	14	
Others	9	7	2	
Weirton PD	TOTAL	571	513	58
Hancock County	TOTAL	893	832	61

Hardy County

DNR - 2 - Hardy				
Trespass of Real Property	1	1	0	
All Other Offenses	67	59	8	
DNR - 2 - Hardy	TOTAL	68	60	8

ARRESTS (Group "A" and "B") by AGENCY

2011

# of ARRESTS	Adult Arrests	Juvenile Arrests
--------------	---------------	------------------

Hardy Co SO

Aggravated Assault	7	7	0
Simple Assault	23	23	0
Intimidation	1	1	0
Burglary/Breaking & Entering	5	5	0
Counterfeiting/Forgery	3	3	0
Destruction/Damage/Vandalism of Property	1	1	0
False Pretenses/Swindle/Confidence Game	1	1	0
Stolen Property Offenses	1	1	0
Drug/Narcotic Violations	20	20	0
Bad Checks	1	1	0
Driving Under The Influence	24	24	0
Liquor Law Violations	1	1	0
Trespass of Real Property	1	1	0
All Other Offenses	12	12	0
Others	1	1	0

Hardy Co SO	TOTAL	102	102	0
--------------------	--------------	------------	------------	----------

Moorefield PD

Aggravated Assault	28	28	0
Simple Assault	3	3	0
Intimidation	2	2	0
Burglary/Breaking & Entering	1	1	0
Counterfeiting/Forgery	8	8	0
Destruction/Damage/Vandalism of Property	4	4	0
False Pretenses/Swindle/Confidence Game	3	3	0
Shoplifting	7	7	0
Theft From Motor Vehicle	1	1	0
Theft of Motor Vehicle Parts/Accessories	2	2	0
Motor Vehicle Theft	3	3	0
Stolen Property Offenses	2	2	0
Drug/Narcotic Violations	14	14	0
Drug Equipment Violations	1	1	0
Weapon Law Violations	2	2	0
Bad Checks	2	2	0
Driving Under The Influence	6	6	0
Liquor Law Violations	1	1	0
Trespass of Real Property	3	3	0
All Other Offenses	19	19	0
Others	13	13	0

Moorefield PD	TOTAL	125	125	0
----------------------	--------------	------------	------------	----------

ARRESTS (Group "A" and "B") by AGENCY

2011

# of ARRESTS	Adult Arrests	Juvenile Arrests
--------------	---------------	------------------

Moorefield SP

Murder and Nonnegligent Manslaughter	1	1	0
Forcible Rape	2	0	2
Incest	1	1	0
Aggravated Assault	7	7	0
Simple Assault	39	38	1
Intimidation	19	19	0
Kidnaping/Abduction	2	2	0
Burglary/Breaking & Entering	6	5	1
Counterfeiting/Forgery	4	4	0
Destruction/Damage/Vandalism of Property	4	4	0
Shoplifting	2	1	1
Theft From Building	1	1	0
Motor Vehicle Theft	1	1	0
Stolen Property Offenses	1	1	0
Drug/Narcotic Violations	37	36	1
Drug Equipment Violations	5	5	0
Weapon Law Violations	4	4	0
Bad Checks	1	1	0
Driving Under The Influence	23	23	0
Drunkenness	1	1	0
Family Offenses (Nonviolent)	1	1	0
Liquor Law Violations	1	0	1
Trespass of Real Property	1	1	0
All Other Offenses	24	24	0
Others	2	2	0
Moorefield SP	190	183	7
TOTAL			

Wardensville PD

Driving Under The Influence	7	7	0
Wardensville PD	7	7	0
TOTAL			
Hardy County	492	477	15
TOTAL			

Harrison County

ARRESTS (Group "A" and "B") by AGENCY

2011

# of ARRESTS	Adult Arrests	Juvenile Arrests
--------------	---------------	------------------

Bridgeport PD

	# of ARRESTS	Adult Arrests	Juvenile Arrests
Forcible Fondling	1	0	1
Aggravated Assault	4	4	0
Simple Assault	38	33	5
Intimidation	3	3	0
Robbery	4	4	0
Burglary/Breaking & Entering	5	5	0
Counterfeiting/Forgery	5	5	0
Destruction/Damage/Vandalism of Property	9	3	6
False Pretenses/Swindle/Confidence Game	12	12	0
Credit Card/Automatic Teller Fraud	3	3	0
Shoplifting	174	142	32
Theft From Building	3	3	0
Theft of Motor Vehicle Parts/Accessories	1	1	0
Stolen Property Offenses	2	2	0
Drug/Narcotic Violations	19	18	1
Pornography/Obscene Material	2	2	0
Weapon Law Violations	1	1	0
Disorderly Conduct	3	3	0
Driving Under The Influence	36	36	0
Drunkenness	8	7	1
Liquor Law Violations	26	26	0
All Other Offenses	124	122	2
Others	17	16	1
Bridgeport PD	500	451	49
TOTAL	500	451	49

ARRESTS (Group "A" and "B") by AGENCY

2011

# of ARRESTS	Adult Arrests	Juvenile Arrests
--------------	---------------	------------------

Bridgeport SP

Murder and Nonnegligent Manslaughter	1	1	0
Forcible Rape	1	1	0
Forcible Fondling	2	2	0
Aggravated Assault	6	6	0
Simple Assault	53	51	2
Intimidation	9	9	0
Burglary/Breaking & Entering	6	4	2
Counterfeiting/Forgery	5	4	1
Destruction/Damage/Vandalism of Property	17	17	0
False Pretenses/Swindle/Confidence Game	5	5	0
Welfare Fraud	1	1	0
Shoplifting	3	3	0
Theft From Motor Vehicle	1	1	0
Motor Vehicle Theft	6	6	0
Drug/Narcotic Violations	17	17	0
Weapon Law Violations	1	1	0
Driving Under The Influence	33	33	0
Family Offenses (Nonviolent)	5	5	0
Liquor Law Violations	2	2	0
Trespass of Real Property	1	1	0
All Other Offenses	30	29	1
Others	10	10	0
Bridgeport SP	TOTAL	215	209
			6

ARRESTS (Group "A" and "B") by AGENCY

2011

# of ARRESTS	Adult Arrests	Juvenile Arrests
--------------	---------------	------------------

Clarksburg PD

Forcible Rape	7	7	0
Sexual Assault With An Object	1	1	0
Forcible Fondling	2	2	0
Aggravated Assault	32	32	0
Simple Assault	177	174	3
Intimidation	2	2	0
Robbery	4	4	0
Burglary/Breaking & Entering	11	10	1
Counterfeiting/Forgery	5	5	0
Destruction/Damage/Vandalism of Property	14	14	0
False Pretenses/Swindle/Confidence Game	7	7	0
Credit Card/Automatic Teller Fraud	5	5	0
Shoplifting	151	151	0
Theft From Motor Vehicle	4	2	2
Motor Vehicle Theft	3	3	0
Stolen Property Offenses	1	1	0
Drug/Narcotic Violations	44	44	0
Assisting or Promoting Prostitution	1	1	0
Weapon Law Violations	3	3	0
Disorderly Conduct	28	28	0
Driving Under The Influence	90	90	0
Drunkenness	2	2	0
Family Offenses (Nonviolent)	1	1	0
Runaway	1	0	1
Trespass of Real Property	6	6	0
All Other Offenses	221	220	1
Others	31	31	0
Clarksburg PD	TOTAL	854	846

DNR - 1 - Harrison

Simple Assault	1	1	0
Drug/Narcotic Violations	1	0	1
Weapon Law Violations	9	9	0
All Other Offenses	73	70	2
DNR - 1 - Harrison	TOTAL	84	80

ARRESTS (Group "A" and "B") by AGENCY

2011

# of ARRESTS	Adult Arrests	Juvenile Arrests
--------------	---------------	------------------

Harrison Co SO

Murder and Nonnegligent Manslaughter	1	1	0
Sexual Assault With An Object	2	1	1
Forcible Fondling	2	0	2
Aggravated Assault	23	23	0
Simple Assault	86	80	6
Intimidation	4	4	0
Robbery	4	4	0
Arson	1	1	0
Burglary/Breaking & Entering	29	28	1
Counterfeiting/Forgery	17	17	0
Destruction/Damage/Vandalism of Property	13	13	0
False Pretenses/Swindle/Confidence Game	3	3	0
Credit Card/Automatic Teller Fraud	2	2	0
Shoplifting	4	4	0
Motor Vehicle Theft	6	6	0
Drug/Narcotic Violations	49	48	1
Prostitution	1	1	0
Weapon Law Violations	2	2	0
Bad Checks	25	25	0
Disorderly Conduct	2	2	0
Driving Under The Influence	150	148	2
Drunkenness	4	4	0
Trespass of Real Property	1	1	0
All Other Offenses	459	458	1
Others	30	30	0

Harrison Co SO	TOTAL	920	906	14
-----------------------	--------------	------------	------------	-----------

Lumberport PD

Simple Assault	1	1	0
Burglary/Breaking & Entering	3	3	0
Driving Under The Influence	5	5	0
All Other Offenses	2	2	0
Others	1	1	0

Lumberport PD	TOTAL	12	12	0
----------------------	--------------	-----------	-----------	----------

ARRESTS (Group "A" and "B") by AGENCY

2011

# of ARRESTS	Adult Arrests	Juvenile Arrests
--------------	---------------	------------------

Nutter Fort PD

Aggravated Assault	1	1	0
Simple Assault	9	9	0
Burglary/Breaking & Entering	2	2	0
Destruction/Damage/Vandalism of Property	2	2	0
Shoplifting	1	1	0
Drug/Narcotic Violations	2	2	0
Disorderly Conduct	1	1	0
Driving Under The Influence	16	16	0
All Other Offenses	20	20	0
Others	2	2	0

Nutter Fort PD	TOTAL	56	56	0
-----------------------	--------------	-----------	-----------	----------

Shinnston PD

Sexual Assault With An Object	1	1	0
Aggravated Assault	5	5	0
Simple Assault	4	4	0
Destruction/Damage/Vandalism of Property	1	1	0
Motor Vehicle Theft	1	1	0
Drug/Narcotic Violations	15	15	0
Drug Equipment Violations	3	2	1
Weapon Law Violations	1	1	0
Disorderly Conduct	2	2	0
Driving Under The Influence	7	7	0
Drunkenness	16	16	0
All Other Offenses	24	24	0
Others	15	15	0

Shinnston PD	TOTAL	95	94	1
---------------------	--------------	-----------	-----------	----------

tf Harrison Co Drug & Vio

Drug/Narcotic Violations	69	69	0
Weapon Law Violations	2	2	0
All Other Offenses	3	3	0

tf Harrison Co Drug & Vio Crir	TOTAL	74	74	0
---	--------------	-----------	-----------	----------

Harrison County	TOTAL	2,810	2,728	81
------------------------	--------------	--------------	--------------	-----------

Jackson County

DNR - 6 - Jackson

Weapon Law Violations	2	2	0
Bad Checks	1	1	0
All Other Offenses	93	89	4

DNR - 6 - Jackson	TOTAL	96	92	4
--------------------------	--------------	-----------	-----------	----------

ARRESTS (Group "A" and "B") by AGENCY

2011

# of ARRESTS	Adult Arrests	Juvenile Arrests
--------------	---------------	------------------

Jackson Co SO

Aggravated Assault	4	3	1
Simple Assault	39	36	3
Intimidation	2	2	0
Burglary/Breaking & Entering	1	1	0
Shoplifting	1	1	0
Theft From Building	1	1	0
Motor Vehicle Theft	1	1	0
Driving Under The Influence	2	2	0
All Other Offenses	5	5	0
Others	2	2	0

Jackson Co SO	TOTAL	58	54	4
----------------------	--------------	-----------	-----------	----------

Ravenswood PD

Aggravated Assault	6	5	1
Simple Assault	17	14	3
Intimidation	3	2	1
Burglary/Breaking & Entering	1	1	0
Counterfeiting/Forgery	4	4	0
Destruction/Damage/Vandalism of Property	3	1	2
Purse-snatching	1	1	0
Shoplifting	1	1	0
Drug/Narcotic Violations	7	7	0
Disorderly Conduct	3	3	0
Driving Under The Influence	22	22	0
Drunkenness	5	4	0
Family Offenses (Nonviolent)	1	1	0
Liquor Law Violations	1	1	0
All Other Offenses	4	3	1
Others	2	2	0

Ravenswood PD	TOTAL	81	72	8
----------------------	--------------	-----------	-----------	----------

ARRESTS (Group "A" and "B") by AGENCY

2011

# of ARRESTS	Adult Arrests	Juvenile Arrests
--------------	---------------	------------------

Ripley PD

Aggravated Assault	1	1	0
Simple Assault	12	11	1
Intimidation	3	3	0
Burglary/Breaking & Entering	2	2	0
Destruction/Damage/Vandalism of Property	2	2	0
False Pretenses/Swindle/Confidence Game	3	3	0
Purse-snatching	1	1	0
Shoplifting	2	2	0
Drug/Narcotic Violations	6	6	0
Drug Equipment Violations	5	5	0
Bad Checks	1	1	0
Disorderly Conduct	4	4	0
Driving Under The Influence	26	26	0
Family Offenses (Nonviolent)	1	1	0
Liquor Law Violations	1	1	0
All Other Offenses	7	7	0
Others	3	3	0
Ripley PD	80	79	1
TOTAL			

Ripley SP

Forcible Rape	1	1	0
Aggravated Assault	3	3	0
Simple Assault	33	33	0
Intimidation	12	12	0
Kidnaping/Abduction	1	1	0
Burglary/Breaking & Entering	9	9	0
Counterfeiting/Forgery	1	1	0
Destruction/Damage/Vandalism of Property	7	7	0
False Pretenses/Swindle/Confidence Game	3	3	0
Theft of Motor Vehicle Parts/Accessories	1	1	0
Motor Vehicle Theft	1	1	0
Stolen Property Offenses	3	3	0
Drug/Narcotic Violations	28	28	0
Drug Equipment Violations	2	2	0
Weapon Law Violations	2	2	0
Disorderly Conduct	8	8	0
Driving Under The Influence	17	17	0
Drunkenness	5	5	0
Family Offenses (Nonviolent)	2	2	0
Liquor Law Violations	5	5	0
Trespass of Real Property	2	2	0
All Other Offenses	40	39	1
Others	10	10	0
Ripley SP	196	195	1
TOTAL			

ARRESTS (Group "A" and "B") by AGENCY

2011

# of ARRESTS	Adult Arrests	Juvenile Arrests
--------------	---------------	------------------

Jackson County TOTAL 511 492 18

Jefferson County

Charles Town PD

Aggravated Assault	1	1	0
Simple Assault	8	8	0
Intimidation	1	1	0
Counterfeiting/Forgery	1	1	0
Destruction/Damage/Vandalism of Property	1	1	0
Motor Vehicle Theft	2	2	0
Drug/Narcotic Violations	5	5	0
Driving Under The Influence	75	75	0
Drunkenness	1	1	0
All Other Offenses	30	30	0
Others	2	2	0

Charles Town PD TOTAL 127 127 0

DNR - 2 - Jefferson

Drug/Narcotic Violations	2	2	0
All Other Offenses	183	179	0

DNR - 2 - Jefferson TOTAL 185 181 0

Harpers Ferry PD

Stolen Property Offenses	1	1	0
Disorderly Conduct	1	1	0
Driving Under The Influence	2	2	0

Harpers Ferry PD TOTAL 4 4 0

Jefferson Co SO

Simple Assault	27	27	0
Intimidation	2	1	1
Destruction/Damage/Vandalism of Property	4	4	0
Theft From Building	1	1	0
Drug/Narcotic Violations	3	3	0
Weapon Law Violations	1	1	0
Disorderly Conduct	1	1	0
Driving Under The Influence	34	34	0
Drunkenness	1	1	0
Trespass of Real Property	1	1	0
All Other Offenses	18	18	0
Others	3	3	0

Jefferson Co SO TOTAL 96 95 1

ARRESTS (Group "A" and "B") by AGENCY

2011

# of ARRESTS	Adult Arrests	Juvenile Arrests
--------------	---------------	------------------

Kearneysville SP

Sexual Assault With An Object	1	1	0
Forcible Fondling	4	4	0
Aggravated Assault	27	26	1
Simple Assault	53	53	0
Intimidation	12	12	0
Kidnaping/Abduction	1	1	0
Burglary/Breaking & Entering	5	5	0
Destruction/Damage/Vandalism of Property	8	8	0
False Pretenses/Swindle/Confidence Game	3	3	0
Shoplifting	52	51	1
Theft From Building	5	5	0
Motor Vehicle Theft	2	2	0
Stolen Property Offenses	2	2	0
Drug/Narcotic Violations	83	82	1
Betting/Wagering	1	1	0
Weapon Law Violations	4	4	0
Disorderly Conduct	7	6	1
Driving Under The Influence	147	147	0
Drunkenness	13	12	1
Liquor Law Violations	3	3	0
Trespass of Real Property	5	5	0
All Other Offenses	40	40	0
Others	8	8	0

Kearneysville SP	TOTAL	486	481	5
-------------------------	--------------	------------	------------	----------

Ranson PD

Simple Assault	2	2	0
Robbery	1	1	0
Shoplifting	2	2	0
Drug/Narcotic Violations	6	5	1
Driving Under The Influence	17	17	0
Drunkenness	3	3	0
Trespass of Real Property	1	1	0
All Other Offenses	9	9	0
Others	5	5	0

Ranson PD	TOTAL	46	45	1
------------------	--------------	-----------	-----------	----------

Shepherd University

Simple Assault	1	1	0
Drug/Narcotic Violations	9	9	0
Driving Under The Influence	4	4	0
Drunkenness	1	1	0
Liquor Law Violations	13	13	0

Shepherd University	TOTAL	28	28	0
----------------------------	--------------	-----------	-----------	----------

ARRESTS (Group "A" and "B") by AGENCY

2011

# of ARRESTS	Adult Arrests	Juvenile Arrests
--------------	---------------	------------------

Shepherdstown PD

Simple Assault	1	1	0
Disorderly Conduct	1	1	0
All Other Offenses	7	7	0
Shepherdstown PD	9	9	0
Jefferson County	981	970	7

KANAWHA County

BCI - SO Charleston

Weapon Law Violations	2	2	0
BCI - SO Charleston	2	2	0

Cedar Grove PD

Others	2	2	0
Cedar Grove PD	2	2	0

ARRESTS (Group "A" and "B") by AGENCY

2011

# of ARRESTS	Adult Arrests	Juvenile Arrests
--------------	---------------	------------------

Charleston PD

Murder and Nonnegligent Manslaughter	4	4	0
Forcible Rape	4	4	0
Forcible Sodomy	2	2	0
Sexual Assault With An Object	4	3	1
Forcible Fondling	2	2	0
Aggravated Assault	107	104	3
Simple Assault	660	643	17
Intimidation	92	86	6
Kidnaping/Abduction	5	3	2
Robbery	28	25	3
Arson	2	2	0
Burglary/Breaking & Entering	51	48	3
Counterfeiting/Forgery	38	38	0
Destruction/Damage/Vandalism of Property	50	49	1
False Pretenses/Swindle/Confidence Game	14	14	0
Credit Card/Automatic Teller Fraud	6	6	0
Purse-snatching	2	0	2
Shoplifting	808	768	40
Theft From Motor Vehicle	26	21	5
Motor Vehicle Theft	10	7	3
Stolen Property Offenses	39	37	2
Drug/Narcotic Violations	707	681	26
Drug Equipment Violations	6	6	0
Prostitution	2	2	0
Assisting or Promoting Prostitution	9	9	0
Weapon Law Violations	25	23	2
Bad Checks	3	3	0
Disorderly Conduct	34	33	1
Driving Under The Influence	708	706	2
Drunkenness	982	980	2
Liquor Law Violations	34	28	6
Trespass of Real Property	23	23	0
All Other Offenses	2,300	2,261	39
Others	74	72	2

Charleston PD	TOTAL	6,861	6,693	168
----------------------	--------------	--------------	--------------	------------

DNR - 5 - Kanawha

Operating/Promoting/Assisting Gambling	2	2	0
All Other Offenses	158	151	6

DNR - 5 - Kanawha	TOTAL	160	153	6
--------------------------	--------------	------------	------------	----------

ARRESTS (Group "A" and "B") by AGENCY

2011

# of ARRESTS	Adult Arrests	Juvenile Arrests
--------------	---------------	------------------

Dunbar PD

Murder and Nonnegligent Manslaughter	1	1	0
Aggravated Assault	12	12	0
Simple Assault	58	58	0
Kidnaping/Abduction	2	2	0
Robbery	2	2	0
Burglary/Breaking & Entering	2	2	0
Counterfeiting/Forgery	1	1	0
Destruction/Damage/Vandalism of Property	3	3	0
Shoplifting	3	3	0
Theft From Building	1	1	0
Motor Vehicle Theft	1	1	0
Stolen Property Offenses	3	3	0
Drug/Narcotic Violations	33	33	0
Weapon Law Violations	3	3	0
Driving Under The Influence	7	7	0
Drunkenness	2	2	0
All Other Offenses	35	33	2
Others	3	3	0

Dunbar PD	TOTAL	172	170	2
------------------	--------------	------------	------------	----------

Glasgow PD

Drunkenness	3	3	0
-------------	---	---	---

Glasgow PD	TOTAL	3	3	0
-------------------	--------------	----------	----------	----------

ICAC Unit

Sexual Assault With An Object	1	1	0
All Other Offenses	2	2	0

ICAC Unit	TOTAL	3	3	0
------------------	--------------	----------	----------	----------

ARRESTS (Group "A" and "B") by AGENCY

2011

# of ARRESTS	Adult Arrests	Juvenile Arrests
--------------	---------------	------------------

Kanawha Co SO

Murder and Nonnegligent Manslaughter	1	1	0
Forcible Rape	2	2	0
Sexual Assault With An Object	3	3	0
Forcible Fondling	4	4	0
Statutory Rape	1	1	0
Aggravated Assault	106	97	9
Simple Assault	703	673	30
Intimidation	30	30	0
Kidnaping/Abduction	3	3	0
Robbery	13	13	0
Arson	2	2	0
Burglary/Breaking & Entering	51	45	6
Counterfeiting/Forgery	13	13	0
Destruction/Damage/Vandalism of Property	57	55	2
False Pretenses/Swindle/Confidence Game	15	13	2
Credit Card/Automatic Teller Fraud	7	7	0
Impersonation	2	2	0
Shoplifting	60	57	3
Theft From Building	2	2	0
Theft From Motor Vehicle	14	14	0
Theft of Motor Vehicle Parts/Accessories	1	1	0
Motor Vehicle Theft	13	11	2
Stolen Property Offenses	32	30	2
Drug/Narcotic Violations	236	224	12
Drug Equipment Violations	14	14	0
Prostitution	1	0	1
Pornography/Obscene Material	4	2	2
Weapon Law Violations	36	33	3
Bad Checks	5	5	0
Curfew/Loitering/Vagrancy Violations	4	0	4
Disorderly Conduct	7	2	5
Driving Under The Influence	191	191	0
Drunkenness	245	245	0
Liquor Law Violations	21	18	3
Runaway	2	0	2
Trespass of Real Property	17	16	1
All Other Offenses	1,071	994	77
Others	82	80	2

Kanawha Co SO	TOTAL	3,071	2,903	168
----------------------	--------------	--------------	--------------	------------

Marmet PD

Others	1	1	0
--------	---	---	---

Marmet PD	TOTAL	1	1	0
------------------	--------------	----------	----------	----------

ARRESTS (Group "A" and "B") by AGENCY

2011

# of ARRESTS	Adult Arrests	Juvenile Arrests
--------------	---------------	------------------

Nitro PD

Aggravated Assault	9	9	0	
Simple Assault	28	28	0	
Intimidation	2	2	0	
Robbery	1	1	0	
Burglary/Breaking & Entering	3	3	0	
Counterfeiting/Forgery	2	2	0	
Destruction/Damage/Vandalism of Property	1	1	0	
Credit Card/Automatic Teller Fraud	1	1	0	
Shoplifting	96	96	0	
Theft From Motor Vehicle	5	4	1	
Motor Vehicle Theft	2	2	0	
Stolen Property Offenses	3	3	0	
Drug/Narcotic Violations	83	82	1	
Weapon Law Violations	9	9	0	
Disorderly Conduct	10	10	0	
Driving Under The Influence	68	68	0	
Drunkenness	41	41	0	
Liquor Law Violations	16	16	0	
Trespass of Real Property	6	6	0	
All Other Offenses	53	53	0	
Others	4	4	0	
Nitro PD	443	441	2	TOTAL

ARRESTS (Group "A" and "B") by AGENCY

2011

# of ARRESTS	Adult Arrests	Juvenile Arrests
--------------	---------------	------------------

Quincy SP

Forcible Rape	2	2	0	
Aggravated Assault	8	8	0	
Simple Assault	13	12	1	
Intimidation	8	8	0	
Burglary/Breaking & Entering	25	25	0	
Counterfeiting/Forgery	8	8	0	
Destruction/Damage/Vandalism of Property	2	2	0	
False Pretenses/Swindle/Confidence Game	8	8	0	
Impersonation	1	1	0	
Shoplifting	20	19	1	
Motor Vehicle Theft	1	1	0	
Stolen Property Offenses	6	6	0	
Drug/Narcotic Violations	232	230	2	
Drug Equipment Violations	3	3	0	
Weapon Law Violations	7	7	0	
Driving Under The Influence	18	18	0	
Drunkenness	23	23	0	
Liquor Law Violations	7	6	1	
All Other Offenses	33	32	1	
Others	21	21	0	
Quincy SP	446	440	6	TOTAL

ARRESTS (Group "A" and "B") by AGENCY

2011

# of ARRESTS	Adult Arrests	Juvenile Arrests
--------------	---------------	------------------

So Charleston SP

	# of ARRESTS	Adult Arrests	Juvenile Arrests
Forcible Rape	2	2	0
Statutory Rape	1	1	0
Aggravated Assault	26	21	2
Simple Assault	72	66	3
Intimidation	4	3	0
Robbery	1	1	0
Burglary/Breaking & Entering	2	2	0
Counterfeiting/Forgery	16	16	0
Destruction/Damage/Vandalism of Property	9	8	1
False Pretenses/Swindle/Confidence Game	9	7	0
Impersonation	2	2	0
Shoplifting	4	4	0
Theft of Motor Vehicle Parts/Accessories	1	1	0
Motor Vehicle Theft	4	4	0
Stolen Property Offenses	14	13	0
Drug/Narcotic Violations	418	405	6
Drug Equipment Violations	41	40	1
Weapon Law Violations	12	12	0
Disorderly Conduct	1	1	0
Driving Under The Influence	55	55	0
Drunkenness	25	25	0
Liquor Law Violations	18	17	1
All Other Offenses	108	106	1
Others	26	26	0
So Charleston SP	871	838	15
TOTAL	871	838	15

ARRESTS (Group "A" and "B") by AGENCY

2011

# of ARRESTS	Adult Arrests	Juvenile Arrests
--------------	---------------	------------------

South Charleston PD

Sexual Assault With An Object	2	2	0
Forcible Fondling	1	1	0
Aggravated Assault	33	31	2
Simple Assault	73	69	4
Intimidation	7	7	0
Kidnaping/Abduction	1	1	0
Robbery	2	2	0
Burglary/Breaking & Entering	10	8	2
Counterfeiting/Forgery	13	13	0
Destruction/Damage/Vandalism of Property	24	23	1
False Pretenses/Swindle/Confidence Game	11	10	1
Credit Card/Automatic Teller Fraud	2	2	0
Shoplifting	122	121	1
Theft From Motor Vehicle	4	4	0
Motor Vehicle Theft	11	11	0
Stolen Property Offenses	15	15	0
Drug/Narcotic Violations	233	230	3
Drug Equipment Violations	3	3	0
Assisting or Promoting Prostitution	1	1	0
Weapon Law Violations	5	5	0
Curfew/Loitering/Vagrancy Violations	13	0	13
Disorderly Conduct	12	12	0
Driving Under The Influence	95	95	0
Drunkenness	35	35	0
Liquor Law Violations	39	39	0
Trespass of Real Property	1	1	0
All Other Offenses	214	208	6
Others	35	35	0
South Charleston PD	TOTAL	1,017	984
			33

ARRESTS (Group "A" and "B") by AGENCY

2011

# of ARRESTS	Adult Arrests	Juvenile Arrests
--------------	---------------	------------------

St Albans PD

Murder and Nonnegligent Manslaughter	1	1	0
Forcible Fondling	1	1	0
Aggravated Assault	12	12	0
Simple Assault	56	55	1
Intimidation	3	3	0
Robbery	1	1	0
Burglary/Breaking & Entering	11	11	0
Counterfeiting/Forgery	5	5	0
Destruction/Damage/Vandalism of Property	12	11	1
Credit Card/Automatic Teller Fraud	1	1	0
Shoplifting	125	122	3
Theft From Motor Vehicle	3	2	1
Motor Vehicle Theft	1	1	0
Stolen Property Offenses	4	4	0
Drug/Narcotic Violations	27	26	1
Drug Equipment Violations	2	2	0
Weapon Law Violations	3	3	0
Disorderly Conduct	10	10	0
Driving Under The Influence	23	23	0
Drunkenness	9	9	0
Liquor Law Violations	1	1	0
Trespass of Real Property	3	3	0
All Other Offenses	94	94	0
Others	9	8	1

St Albans PD	TOTAL	417	409	8
---------------------	--------------	------------	------------	----------

tf Metro Drug Enforceme

Aggravated Assault	1	1	0
Drug/Narcotic Violations	112	112	0
Assisting or Promoting Prostitution	1	1	0
Weapon Law Violations	3	2	1

tf Metro Drug Enforcement	TOTAL	117	116	1
----------------------------------	--------------	------------	------------	----------

Turnpike - Kanawha

Drug/Narcotic Violations	19	19	0
Driving Under The Influence	10	10	0
Drunkenness	2	2	0
All Other Offenses	3	3	0
Others	1	1	0

Turnpike - Kanawha	TOTAL	35	35	0
---------------------------	--------------	-----------	-----------	----------

ARRESTS (Group "A" and "B") by AGENCY

2011

# of ARRESTS	Adult Arrests	Juvenile Arrests
--------------	---------------	------------------

WV State University

Aggravated Assault	2	2	0
Simple Assault	5	4	1
Robbery	1	1	0
Destruction/Damage/Vandalism of Property	1	1	0
Shoplifting	1	1	0
Drug/Narcotic Violations	3	3	0
Disorderly Conduct	1	1	0
Drunkenness	1	1	0
WV State University	15	14	1
Kanawha County	13,636	13,207	410

Lewis County

DNR - 3 - Lewis

Weapon Law Violations	1	1	0
All Other Offenses	114	107	7
DNR - 3 - Lewis	115	108	7

Lewis Co SO

Aggravated Assault	8	8	0
Simple Assault	8	8	0
Intimidation	1	1	0
Burglary/Breaking & Entering	1	1	0
Counterfeiting/Forgery	1	1	0
False Pretenses/Swindle/Confidence Game	1	1	0
Drug/Narcotic Violations	2	2	0
Weapon Law Violations	1	1	0
Driving Under The Influence	19	19	0
Liquor Law Violations	1	1	0
Trespass of Real Property	1	1	0
All Other Offenses	2	2	0
Lewis Co SO	46	46	0

ARRESTS (Group "A" and "B") by AGENCY

2011

# of ARRESTS	Adult Arrests	Juvenile Arrests
--------------	---------------	------------------

Weston PD

Simple Assault	25	23	2	
Robbery	1	1	0	
Burglary/Breaking & Entering	4	2	2	
Destruction/Damage/Vandalism of Property	5	3	2	
False Pretenses/Swindle/Confidence Game	1	1	0	
Credit Card/Automatic Teller Fraud	3	3	0	
Shoplifting	6	4	2	
Motor Vehicle Theft	4	2	2	
Drug/Narcotic Violations	1	1	0	
Driving Under The Influence	5	5	0	
Drunkenness	4	4	0	
Liquor Law Violations	3	2	1	
Trespass of Real Property	1	1	0	
All Other Offenses	6	6	0	
Others	1	1	0	
Weston PD	TOTAL	70	59	11

ARRESTS (Group "A" and "B") by AGENCY

2011

# of ARRESTS	Adult Arrests	Juvenile Arrests
--------------	---------------	------------------

Weston SP

Murder and Nonnegligent Manslaughter	1	1	0		
Forcible Rape	1	0	1		
Forcible Sodomy	2	2	0		
Sexual Assault With An Object	1	1	0		
Forcible Fondling	2	2	0		
Incest	1	1	0		
Aggravated Assault	8	8	0		
Simple Assault	18	16	2		
Intimidation	2	2	0		
Burglary/Breaking & Entering	4	4	0		
Counterfeiting/Forgery	10	10	0		
Destruction/Damage/Vandalism of Property	14	11	3		
False Pretenses/Swindle/Confidence Game	13	13	0		
Shoplifting	7	7	0		
Theft From Building	1	1	0		
Motor Vehicle Theft	4	4	0		
Stolen Property Offenses	1	1	0		
Drug/Narcotic Violations	20	20	0		
Weapon Law Violations	2	2	0		
Bad Checks	2	2	0		
Driving Under The Influence	13	13	0		
Drunkenness	7	7	0		
Family Offenses (Nonviolent)	2	2	0		
Liquor Law Violations	2	2	0		
Trespass of Real Property	4	4	0		
All Other Offenses	26	26	0		
Others	22	21	1		
Weston SP	TOTAL	190	183	7	
Lewis	County	TOTAL	421	396	25

Lincoln County

DNR - 5 - Lincoln				
All Other Offenses	76	75	1	
DNR - 5 - Lincoln	TOTAL	76	75	1

ARRESTS (Group "A" and "B") by AGENCY

2011

# of ARRESTS	Adult Arrests	Juvenile Arrests
--------------	---------------	------------------

Hamlin SP

Forcible Rape	2	2	0		
Forcible Fondling	2	0	2		
Aggravated Assault	32	29	3		
Simple Assault	77	75	2		
Intimidation	51	51	0		
Kidnaping/Abduction	1	1	0		
Robbery	1	1	0		
Arson	1	1	0		
Burglary/Breaking & Entering	18	15	3		
Counterfeiting/Forgery	9	9	0		
Destruction/Damage/Vandalism of Property	32	25	7		
False Pretenses/Swindle/Confidence Game	5	5	0		
Shoplifting	15	14	1		
Theft From Motor Vehicle	2	2	0		
Motor Vehicle Theft	16	12	4		
Stolen Property Offenses	7	6	1		
Drug/Narcotic Violations	120	117	3		
Drug Equipment Violations	7	7	0		
Weapon Law Violations	1	0	1		
Disorderly Conduct	1	1	0		
Driving Under The Influence	13	13	0		
Drunkenness	12	12	0		
Family Offenses (Nonviolent)	1	1	0		
Liquor Law Violations	4	3	1		
Trespass of Real Property	5	5	0		
All Other Offenses	23	21	2		
Others	22	22	0		
Hamlin SP	TOTAL	480	450	30	
Lincoln	County	TOTAL	556	525	31

Logan County

ARRESTS (Group "A" and "B") by AGENCY

2011

# of ARRESTS	Adult Arrests	Juvenile Arrests
--------------	---------------	------------------

Chapmanville PD

Aggravated Assault	4	3	1
Simple Assault	6	6	0
Intimidation	2	2	0
Burglary/Breaking & Entering	3	3	0
Shoplifting	2	2	0
Theft From Motor Vehicle	1	1	0
Drug/Narcotic Violations	3	3	0
Disorderly Conduct	4	4	0
Driving Under The Influence	4	4	0
Liquor Law Violations	1	1	0
All Other Offenses	6	6	0
Others	3	3	0

Chapmanville PD	TOTAL	39	38	1
------------------------	--------------	-----------	-----------	----------

DNR - 5 - Logan

Drug/Narcotic Violations	1	1	0
Trespass of Real Property	2	2	0
All Other Offenses	112	104	8

DNR - 5 - Logan	TOTAL	115	107	8
------------------------	--------------	------------	------------	----------

Logan Co SO

Aggravated Assault	32	32	0
Intimidation	1	1	0
Arson	1	1	0
Burglary/Breaking & Entering	2	2	0
Destruction/Damage/Vandalism of Property	1	1	0
Drug/Narcotic Violations	6	6	0
Weapon Law Violations	3	3	0
Disorderly Conduct	1	1	0
Driving Under The Influence	18	18	0
Drunkenness	3	3	0
Trespass of Real Property	5	5	0
All Other Offenses	18	18	0
Others	1	1	0

Logan Co SO	TOTAL	92	92	0
--------------------	--------------	-----------	-----------	----------

ARRESTS (Group "A" and "B") by AGENCY

2011

# of ARRESTS	Adult Arrests	Juvenile Arrests
--------------	---------------	------------------

Logan PD

Aggravated Assault	9	9	0		
Simple Assault	28	28	0		
Burglary/Breaking & Entering	1	1	0		
Counterfeiting/Forgery	1	1	0		
Destruction/Damage/Vandalism of Property	1	1	0		
Shoplifting	95	91	4		
Theft From Building	7	7	0		
Theft From Motor Vehicle	3	3	0		
Stolen Property Offenses	2	2	0		
Drug/Narcotic Violations	7	7	0		
Disorderly Conduct	10	9	1		
Driving Under The Influence	10	10	0		
Drunkenness	7	7	0		
Liquor Law Violations	1	1	0		
Trespass of Real Property	2	2	0		
All Other Offenses	11	11	0		
Others	2	2	0		
Logan PD				TOTAL	
	197	192	5		

ARRESTS (Group "A" and "B") by AGENCY

2011

# of ARRESTS	Adult Arrests	Juvenile Arrests
--------------	---------------	------------------

Logan SP

Murder and Nonnegligent Manslaughter	2	2	0
Forcible Rape	5	5	0
Forcible Fondling	2	2	0
Aggravated Assault	44	41	3
Simple Assault	96	93	3
Intimidation	16	10	6
Kidnaping/Abduction	1	1	0
Robbery	6	5	1
Burglary/Breaking & Entering	22	20	2
Counterfeiting/Forgery	7	7	0
Destruction/Damage/Vandalism of Property	25	22	0
False Pretenses/Swindle/Confidence Game	9	9	0
Wire Fraud	3	3	0
Shoplifting	2	2	0
Theft From Building	22	21	1
Theft From Motor Vehicle	3	3	0
Motor Vehicle Theft	17	17	0
Stolen Property Offenses	11	11	0
Drug/Narcotic Violations	218	216	2
Drug Equipment Violations	10	10	0
Assisting or Promoting Prostitution	3	3	0
Weapon Law Violations	13	10	3
Disorderly Conduct	7	7	0
Driving Under The Influence	43	43	0
Drunkenness	30	30	0
Family Offenses (Nonviolent)	1	1	0
Liquor Law Violations	18	17	1
Trespass of Real Property	7	5	2
All Other Offenses	66	63	3
Others	21	21	0

Logan SP	TOTAL	730	700	27
-----------------	--------------	------------	------------	-----------

tf U S 119 Task Force

Counterfeiting/Forgery	1	1	0
False Pretenses/Swindle/Confidence Game	3	3	0
Drug/Narcotic Violations	49	49	0
Drug Equipment Violations	2	2	0
All Other Offenses	11	11	0

tf U S 119 Task Force	TOTAL	66	66	0
------------------------------	--------------	-----------	-----------	----------

Logan	County	TOTAL	1,239	1,195	41
--------------	---------------	--------------	--------------	--------------	-----------

MARION County

ARRESTS (Group "A" and "B") by AGENCY

2011

# of ARRESTS	Adult Arrests	Juvenile Arrests
--------------	---------------	------------------

BCI - Fairmont

False Pretenses/Swindle/Confidence Game	2	2	0
Drug/Narcotic Violations	14	14	0

BCI - Fairmont **TOTAL** **16** **16** **0**

DNR - 1 - Marion

Drug/Narcotic Violations	1	1	0
Liquor Law Violations	1	1	0
All Other Offenses	87	82	1

DNR - 1 - Marion **TOTAL** **89** **84** **1**

Fairmont Campus Police

Simple Assault	5	5	0
Destruction/Damage/Vandalism of Property	1	1	0
Purse-snatching	1	1	0
Stolen Property Offenses	1	1	0
Drug/Narcotic Violations	3	3	0
Drug Equipment Violations	2	2	0
Disorderly Conduct	1	1	0
Driving Under The Influence	3	3	0
Liquor Law Violations	5	5	0
All Other Offenses	10	10	0

Fairmont Campus Police **TOTAL** **32** **32** **0**

ARRESTS (Group "A" and "B") by AGENCY

2011

# of ARRESTS	Adult Arrests	Juvenile Arrests
--------------	---------------	------------------

Fairmont PD

	# of ARRESTS	Adult Arrests	Juvenile Arrests
Forcible Rape	2	1	1
Forcible Fondling	1	1	0
Aggravated Assault	19	19	0
Simple Assault	101	97	4
Intimidation	10	9	1
Robbery	2	2	0
Burglary/Breaking & Entering	25	18	7
Counterfeiting/Forgery	8	8	0
Destruction/Damage/Vandalism of Property	13	12	1
False Pretenses/Swindle/Confidence Game	3	3	0
Credit Card/Automatic Teller Fraud	3	3	0
Shoplifting	28	26	2
Theft From Building	4	4	0
Theft From Motor Vehicle	7	7	0
Motor Vehicle Theft	3	2	1
Stolen Property Offenses	9	9	0
Drug/Narcotic Violations	21	20	1
Betting/Wagering	9	9	0
Operating/Promoting/Assisting Gambling	3	3	0
Pornography/Obscene Material	1	1	0
Weapon Law Violations	2	2	0
Bad Checks	6	6	0
Disorderly Conduct	37	36	1
Driving Under The Influence	85	84	1
Family Offenses (Nonviolent)	1	1	0
Liquor Law Violations	37	37	0
Runaway	2	0	2
Trespass of Real Property	6	6	0
All Other Offenses	230	220	10
Others	30	27	3
Fairmont PD	TOTAL	708	673
			35

ARRESTS (Group "A" and "B") by AGENCY

2011

# of ARRESTS	Adult Arrests	Juvenile Arrests
--------------	---------------	------------------

Fairmont SP

Forcible Rape	2	1	1
Forcible Fondling	2	2	0
Incest	1	1	0
Aggravated Assault	3	3	0
Simple Assault	14	14	0
Intimidation	4	3	0
Burglary/Breaking & Entering	3	3	0
Counterfeiting/Forgery	4	3	1
Destruction/Damage/Vandalism of Property	3	3	0
False Pretenses/Swindle/Confidence Game	2	2	0
Shoplifting	2	2	0
Theft of Motor Vehicle Parts/Accessories	1	1	0
Motor Vehicle Theft	1	1	0
Stolen Property Offenses	2	2	0
Drug/Narcotic Violations	43	42	1
Pornography/Obscene Material	1	1	0
Driving Under The Influence	6	6	0
Drunkenness	2	2	0
Liquor Law Violations	3	3	0
All Other Offenses	17	17	0
Others	20	20	0

Fairmont SP	TOTAL	136	132	3
--------------------	--------------	------------	------------	----------

Marion Co SO

Aggravated Assault	12	11	1
Intimidation	4	4	0
Robbery	2	2	0
Destruction/Damage/Vandalism of Property	2	2	0
False Pretenses/Swindle/Confidence Game	1	1	0
Drug/Narcotic Violations	18	18	0
Weapon Law Violations	1	1	0
Disorderly Conduct	2	2	0
Driving Under The Influence	40	40	0
Drunkenness	1	1	0
Liquor Law Violations	6	6	0
All Other Offenses	9	9	0
Others	5	5	0

Marion Co SO	TOTAL	103	102	1
---------------------	--------------	------------	------------	----------

Monongah PD

Simple Assault	1	1	0
----------------	---	---	---

Monongah PD	TOTAL	1	1	0
--------------------	--------------	----------	----------	----------

ARRESTS (Group "A" and "B") by AGENCY

2011

# of ARRESTS	Adult Arrests	Juvenile Arrests
--------------	---------------	------------------

TF--3 RIVERS

Counterfeiting/Forgery	1	1	0
Drug/Narcotic Violations	2	2	0
All Other Offenses	2	2	0

TF--3 RIVERS	TOTAL	5	5	0
---------------------	--------------	----------	----------	----------

MARION County	TOTAL	1,090	1,045	40
----------------------	--------------	--------------	--------------	-----------

Marshall County

Benwood PD

Aggravated Assault	1	0	1
Simple Assault	1	1	0
Burglary/Breaking & Entering	1	1	0
Destruction/Damage/Vandalism of Property	1	1	0
Disorderly Conduct	1	1	0
Driving Under The Influence	40	40	0
Drunkenness	1	1	0
Trespass of Real Property	1	1	0
All Other Offenses	11	11	0
Others	2	2	0

Benwood PD	TOTAL	60	59	1
-------------------	--------------	-----------	-----------	----------

DNR - 1 - Marshall

Trespass of Real Property	5	3	2
All Other Offenses	36	34	1

DNR - 1 - Marshall	TOTAL	41	37	3
---------------------------	--------------	-----------	-----------	----------

Glen Dale PD

Simple Assault	3	3	0
Destruction/Damage/Vandalism of Property	2	2	0
False Pretenses/Swindle/Confidence Game	1	1	0
Stolen Property Offenses	1	1	0
Drug/Narcotic Violations	1	1	0
Driving Under The Influence	6	6	0
Drunkenness	5	5	0
All Other Offenses	2	2	0
Others	4	4	0

Glen Dale PD	TOTAL	25	25	0
---------------------	--------------	-----------	-----------	----------

ARRESTS (Group "A" and "B") by AGENCY

2011

# of ARRESTS	Adult Arrests	Juvenile Arrests
--------------	---------------	------------------

Marshall Co SO

Negligent Manslaughter	1	1	0
Aggravated Assault	10	9	1
Simple Assault	39	35	4
Arson	1	1	0
Burglary/Breaking & Entering	2	1	1
Counterfeiting/Forgery	3	3	0
Destruction/Damage/Vandalism of Property	4	4	0
False Pretenses/Swindle/Confidence Game	4	4	0
Theft From Building	1	1	0
Motor Vehicle Theft	3	2	1
Stolen Property Offenses	2	2	0
Drug/Narcotic Violations	20	18	2
Bad Checks	8	8	0
Disorderly Conduct	2	2	0
Driving Under The Influence	48	48	0
Drunkenness	2	2	0
Liquor Law Violations	5	2	3
Runaway	3	0	3
Trespass of Real Property	6	6	0
All Other Offenses	118	100	18
Others	12	12	0
Marshall Co SO	294	261	33
TOTAL	294	261	33

ARRESTS (Group "A" and "B") by AGENCY

2011

# of ARRESTS	Adult Arrests	Juvenile Arrests
--------------	---------------	------------------

Moundsville PD

Murder and Nonnegligent Manslaughter	1	1	0	
Aggravated Assault	8	8	0	
Simple Assault	50	45	5	
Intimidation	3	3	0	
Kidnaping/Abduction	1	1	0	
Robbery	1	1	0	
Burglary/Breaking & Entering	8	8	0	
Counterfeiting/Forgery	2	2	0	
Destruction/Damage/Vandalism of Property	4	4	0	
False Pretenses/Swindle/Confidence Game	3	3	0	
Credit Card/Automatic Teller Fraud	3	3	0	
Purse-snatching	2	2	0	
Shoplifting	85	82	3	
Theft From Building	4	4	0	
Theft From Motor Vehicle	2	0	2	
Motor Vehicle Theft	2	2	0	
Stolen Property Offenses	5	5	0	
Drug/Narcotic Violations	21	19	2	
Assisting or Promoting Prostitution	1	1	0	
Weapon Law Violations	2	2	0	
Disorderly Conduct	25	25	0	
Driving Under The Influence	24	24	0	
Drunkenness	104	104	0	
Liquor Law Violations	27	20	7	
Trespass of Real Property	8	8	0	
All Other Offenses	62	59	3	
Others	12	12	0	
Moundsville PD	TOTAL	470	448	22

ARRESTS (Group "A" and "B") by AGENCY

2011

# of ARRESTS	Adult Arrests	Juvenile Arrests
--------------	---------------	------------------

Moundville SP

Forcible Fondling		1	1	0
Aggravated Assault		1	1	0
Simple Assault		15	14	1
Intimidation		2	2	0
Kidnaping/Abduction		2	2	0
Burglary/Breaking & Entering		7	7	0
Destruction/Damage/Vandalism of Property		2	2	0
False Pretenses/Swindle/Confidence Game		1	1	0
Impersonation		1	1	0
Theft From Building		1	1	0
Motor Vehicle Theft		1	1	0
Stolen Property Offenses		1	1	0
Drug/Narcotic Violations		32	32	0
Weapon Law Violations		5	5	0
Bad Checks		1	1	0
Disorderly Conduct		2	2	0
Driving Under The Influence		19	18	1
Liquor Law Violations		5	4	1
All Other Offenses		11	10	1
Others		2	2	0
Moundville SP	TOTAL	112	108	4
Marshall County	TOTAL	1,002	938	63

Mason County

DNR - 5 - Mason

Operating/Promoting/Assisting Gambling		1	1	0
All Other Offenses		90	84	6
DNR - 5 - Mason	TOTAL	91	85	6

Mason Co SO

Aggravated Assault		2	2	0
Simple Assault		8	8	0
Intimidation		2	2	0
Shoplifting		1	1	0
Theft From Building		1	1	0
Drug/Narcotic Violations		2	2	0
Driving Under The Influence		3	3	0
Family Offenses (Nonviolent)		3	3	0
All Other Offenses		3	3	0
Mason Co SO	TOTAL	25	25	0

ARRESTS (Group "A" and "B") by AGENCY

2011

# of ARRESTS	Adult Arrests	Juvenile Arrests
--------------	---------------	------------------

Mason PD

Intimidation	1	1	0
All Other Offenses	1	1	0

Mason PD	TOTAL	2	2	0
-----------------	--------------	----------	----------	----------

Point Pleasant PD

Statutory Rape	1	1	0
Aggravated Assault	3	3	0
Simple Assault	32	32	0
Intimidation	5	5	0
Robbery	3	3	0
Burglary/Breaking & Entering	2	2	0
Counterfeiting/Forgery	1	1	0
Destruction/Damage/Vandalism of Property	3	3	0
False Pretenses/Swindle/Confidence Game	5	5	0
Credit Card/Automatic Teller Fraud	1	1	0
Shoplifting	8	8	0
Drug/Narcotic Violations	9	9	0
Weapon Law Violations	1	1	0
Disorderly Conduct	3	3	0
Driving Under The Influence	4	4	0
Drunkenness	2	2	0
Trespass of Real Property	6	6	0
All Other Offenses	2	2	0
Others	6	6	0

Point Pleasant PD	TOTAL	97	97	0
--------------------------	--------------	-----------	-----------	----------

ARRESTS (Group "A" and "B") by AGENCY

2011

# of ARRESTS	Adult Arrests	Juvenile Arrests
--------------	---------------	------------------

Point Pleasant SP

Murder and Nonnegligent Manslaughter	3	3	0		
Forcible Rape	1	1	0		
Sexual Assault With An Object	3	3	0		
Forcible Fondling	3	3	0		
Incest	1	1	0		
Statutory Rape	1	1	0		
Aggravated Assault	4	4	0		
Simple Assault	19	18	0		
Intimidation	7	6	0		
Robbery	2	2	0		
Burglary/Breaking & Entering	19	13	6		
Counterfeiting/Forgery	3	3	0		
Destruction/Damage/Vandalism of Property	7	6	1		
False Pretenses/Swindle/Confidence Game	2	2	0		
Impersonation	1	1	0		
Shoplifting	4	4	0		
Motor Vehicle Theft	2	2	0		
Drug/Narcotic Violations	27	25	2		
Drug Equipment Violations	2	2	0		
Weapon Law Violations	2	2	0		
Driving Under The Influence	8	8	0		
Drunkenness	13	13	0		
Liquor Law Violations	13	12	1		
Trespass of Real Property	1	1	0		
All Other Offenses	27	27	0		
Others	16	16	0		
Point Pleasant SP	TOTAL	191	179	10	
Mason	County	TOTAL	406	388	16

McDowell County

DNR - 4 - McDowell

Destruction/Damage/Vandalism of Property	1	1	0	
Drug/Narcotic Violations	1	1	0	
Drunkenness	1	1	0	
All Other Offenses	63	60	3	
Others	1	1	0	
DNR - 4 - McDowell	TOTAL	67	64	3

ARRESTS (Group "A" and "B") by AGENCY

2011

# of ARRESTS	Adult Arrests	Juvenile Arrests
--------------	---------------	------------------

McDowell Co SO

Murder and Nonnegligent Manslaughter	2	2	0	
Forcible Rape	1	1	0	
Incest	1	1	0	
Aggravated Assault	22	22	0	
Simple Assault	82	82	0	
Intimidation	37	37	0	
Robbery	5	2	3	
Arson	3	3	0	
Burglary/Breaking & Entering	16	16	0	
Counterfeiting/Forgery	6	6	0	
Destruction/Damage/Vandalism of Property	14	14	0	
False Pretenses/Swindle/Confidence Game	2	2	0	
Pocket-picking	1	1	0	
Theft From Building	17	17	0	
Theft From Motor Vehicle	6	6	0	
Theft of Motor Vehicle Parts/Accessories	2	2	0	
Motor Vehicle Theft	3	3	0	
Stolen Property Offenses	2	2	0	
Drug/Narcotic Violations	42	42	0	
Weapon Law Violations	2	2	0	
Bad Checks	3	3	0	
Disorderly Conduct	1	1	0	
Driving Under The Influence	43	43	0	
Family Offenses (Nonviolent)	1	1	0	
Liquor Law Violations	14	14	0	
Trespass of Real Property	4	4	0	
All Other Offenses	67	67	0	
Others	13	13	0	
McDowell Co SO	412	409	3	TOTAL

ARRESTS (Group "A" and "B") by AGENCY

2011

# of ARRESTS	Adult Arrests	Juvenile Arrests
--------------	---------------	------------------

Welch PD

Aggravated Assault	14	14	0
Simple Assault	3	3	0
Burglary/Breaking & Entering	2	2	0
Shoplifting	9	9	0
Theft From Building	2	2	0
Motor Vehicle Theft	1	0	1
Drug/Narcotic Violations	32	32	0
Disorderly Conduct	2	2	0
Driving Under The Influence	49	49	0
Liquor Law Violations	1	1	0
Trespass of Real Property	1	1	0
All Other Offenses	18	18	0
Others	4	4	0

Welch PD	TOTAL	138	137	1
-----------------	--------------	------------	------------	----------

Welch SP

Murder and Nonnegligent Manslaughter	1	1	0
Sexual Assault With An Object	2	2	0
Incest	1	1	0
Aggravated Assault	14	13	0
Simple Assault	41	41	0
Intimidation	23	23	0
Burglary/Breaking & Entering	3	3	0
Counterfeiting/Forgery	1	1	0
Destruction/Damage/Vandalism of Property	5	5	0
False Pretenses/Swindle/Confidence Game	3	3	0
Shoplifting	5	5	0
Theft of Motor Vehicle Parts/Accessories	1	1	0
Motor Vehicle Theft	1	1	0
Drug/Narcotic Violations	18	18	0
Weapon Law Violations	2	1	0
Disorderly Conduct	3	3	0
Driving Under The Influence	9	9	0
Drunkenness	4	4	0
Trespass of Real Property	3	3	0
All Other Offenses	18	18	0
Others	6	6	0

Welch SP	TOTAL	164	162	0
-----------------	--------------	------------	------------	----------

McDowell	County	TOTAL	781	772	7
-----------------	---------------	--------------	------------	------------	----------

Mercer County

ARRESTS (Group "A" and "B") by AGENCY

2011

# of ARRESTS	Adult Arrests	Juvenile Arrests
--------------	---------------	------------------

BCI - Bluefield			
Intimidation	1	1	0
Drug/Narcotic Violations	53	53	0
BCI - Bluefield TOTAL	54	54	0
Bluefield PD			
Aggravated Assault	5	5	0
Simple Assault	32	29	3
Intimidation	5	5	0
Robbery	1	1	0
Destruction/Damage/Vandalism of Property	5	5	0
False Pretenses/Swindle/Confidence Game	2	2	0
Purse-snatching	1	1	0
Shoplifting	2	2	0
Theft From Building	3	3	0
Motor Vehicle Theft	1	1	0
Drug/Narcotic Violations	12	11	1
Weapon Law Violations	4	4	0
Disorderly Conduct	3	3	0
Driving Under The Influence	18	18	0
Drunkenness	5	5	0
Runaway	1	0	1
All Other Offenses	31	31	0
Others	3	3	0
Bluefield PD TOTAL	134	129	5
Concord College Security			
Simple Assault	6	6	0
Theft From Building	2	2	0
Drug/Narcotic Violations	3	3	0
Disorderly Conduct	1	1	0
All Other Offenses	1	1	0
Concord College Security TOTAL	13	13	0
DNR - 4 - Mercer			
Simple Assault	1	1	0
Destruction/Damage/Vandalism of Property	1	1	0
Drug/Narcotic Violations	2	1	1
All Other Offenses	129	124	5
DNR - 4 - Mercer TOTAL	133	127	6

ARRESTS (Group "A" and "B") by AGENCY

2011

# of ARRESTS	Adult Arrests	Juvenile Arrests
--------------	---------------	------------------

Mercer Co SO

Murder and Nonnegligent Manslaughter	1	1	0
Aggravated Assault	28	28	0
Simple Assault	99	93	6
Intimidation	11	8	3
Robbery	4	3	1
Arson	1	1	0
Burglary/Breaking & Entering	42	41	1
Counterfeiting/Forgery	11	10	1
Destruction/Damage/Vandalism of Property	18	16	2
False Pretenses/Swindle/Confidence Game	18	18	0
Shoplifting	59	57	2
Theft From Building	28	28	0
Theft From Motor Vehicle	11	10	1
Theft of Motor Vehicle Parts/Accessories	2	2	0
Motor Vehicle Theft	4	3	1
Stolen Property Offenses	1	1	0
Drug/Narcotic Violations	46	44	2
Drug Equipment Violations	1	1	0
Prostitution	1	1	0
Weapon Law Violations	5	5	0
Bad Checks	60	60	0
Disorderly Conduct	10	10	0
Driving Under The Influence	30	29	1
Drunkenness	2	2	0
Family Offenses (Nonviolent)	2	2	0
Liquor Law Violations	2	0	2
Trespass of Real Property	3	3	0
All Other Offenses	133	133	0
Others	18	18	0
Mercer Co SO	TOTAL	651	628
		23	

ARRESTS (Group "A" and "B") by AGENCY

2011

# of ARRESTS	Adult Arrests	Juvenile Arrests
--------------	---------------	------------------

Princeton PD

	# of ARRESTS	Adult Arrests	Juvenile Arrests
Forcible Rape	1	1	0
Aggravated Assault	33	32	1
Simple Assault	83	82	1
Intimidation	19	18	1
Robbery	14	14	0
Burglary/Breaking & Entering	19	19	0
Counterfeiting/Forgery	11	10	1
Destruction/Damage/Vandalism of Property	11	11	0
False Pretenses/Swindle/Confidence Game	6	6	0
Credit Card/Automatic Teller Fraud	2	2	0
Shoplifting	68	59	9
Theft From Building	6	6	0
Theft From Coin Operated Machine or Device	1	1	0
Theft From Motor Vehicle	9	8	1
Theft of Motor Vehicle Parts/Accessories	2	2	0
Motor Vehicle Theft	3	3	0
Stolen Property Offenses	10	10	0
Drug/Narcotic Violations	86	80	6
Prostitution	13	13	0
Weapon Law Violations	8	6	2
Disorderly Conduct	76	76	0
Driving Under The Influence	58	57	1
Family Offenses (Nonviolent)	1	1	0
Liquor Law Violations	43	39	4
Trespass of Real Property	5	5	0
All Other Offenses	148	134	14
Others	23	23	0
Princeton PD	TOTAL	759	41

ARRESTS (Group "A" and "B") by AGENCY

2011

# of ARRESTS	Adult Arrests	Juvenile Arrests
--------------	---------------	------------------

Princeton SP

Forcible Rape	2	2	0
Forcible Fondling	1	1	0
Statutory Rape	1	1	0
Aggravated Assault	15	15	0
Simple Assault	77	76	1
Intimidation	27	27	0
Robbery	2	2	0
Burglary/Breaking & Entering	16	16	0
Counterfeiting/Forgery	4	4	0
Destruction/Damage/Vandalism of Property	12	12	0
False Pretenses/Swindle/Confidence Game	10	10	0
Welfare Fraud	2	2	0
Shoplifting	50	47	3
Theft From Motor Vehicle	4	4	0
Theft of Motor Vehicle Parts/Accessories	1	1	0
Motor Vehicle Theft	5	5	0
Stolen Property Offenses	3	3	0
Drug/Narcotic Violations	27	26	1
Drug Equipment Violations	1	1	0
Weapon Law Violations	7	7	0
Bad Checks	1	1	0
Disorderly Conduct	8	7	1
Driving Under The Influence	54	54	0
Family Offenses (Nonviolent)	6	6	0
Trespass of Real Property	1	1	0
All Other Offenses	35	35	0
Others	35	35	0

Princeton SP	TOTAL	407	401	6
---------------------	--------------	------------	------------	----------

Turnpike - Mercer

Destruction/Damage/Vandalism of Property	1	1	0
False Pretenses/Swindle/Confidence Game	1	1	0
Drug/Narcotic Violations	21	21	0
Disorderly Conduct	1	1	0
Driving Under The Influence	18	18	0
All Other Offenses	6	6	0

Turnpike - Mercer	TOTAL	48	48	0
--------------------------	--------------	-----------	-----------	----------

Mercer	County	TOTAL	2,199	2,118	81
---------------	---------------	--------------	--------------	--------------	-----------

Mineral County

ARRESTS (Group "A" and "B") by AGENCY

2011

# of ARRESTS	Adult Arrests	Juvenile Arrests
--------------	---------------	------------------

DNR - 2 - Mineral

Trespass of Real Property	1	1	0
All Other Offenses	45	39	5

DNR - 2 - Mineral			
TOTAL	46	40	5

Keyser PD

Forcible Fondling	1	1	0
Aggravated Assault	1	1	0
Simple Assault	12	12	0
Intimidation	3	3	0
Robbery	2	2	0
Destruction/Damage/Vandalism of Property	3	2	1
Shoplifting	21	20	1
Motor Vehicle Theft	1	1	0
Drug/Narcotic Violations	63	58	5
Drug Equipment Violations	2	1	1
Disorderly Conduct	3	3	0
Driving Under The Influence	11	10	1
Drunkenness	41	40	1
Liquor Law Violations	27	20	7
All Other Offenses	6	4	2

Keyser PD			
TOTAL	197	178	19

ARRESTS (Group "A" and "B") by AGENCY

2011

# of ARRESTS	Adult Arrests	Juvenile Arrests
--------------	---------------	------------------

Keyser SP

Forcible Rape	3	3	0	
Sexual Assault With An Object	1	1	0	
Forcible Fondling	1	1	0	
Aggravated Assault	16	16	0	
Simple Assault	65	65	0	
Intimidation	11	11	0	
Burglary/Breaking & Entering	10	10	0	
Counterfeiting/Forgery	3	3	0	
Destruction/Damage/Vandalism of Property	10	10	0	
False Pretenses/Swindle/Confidence Game	2	2	0	
Shoplifting	9	9	0	
Motor Vehicle Theft	1	1	0	
Stolen Property Offenses	3	3	0	
Drug/Narcotic Violations	67	62	5	
Bad Checks	1	1	0	
Disorderly Conduct	1	1	0	
Driving Under The Influence	30	30	0	
Drunkenness	1	1	0	
Liquor Law Violations	16	15	1	
Trespass of Real Property	4	4	0	
All Other Offenses	30	29	1	
Others	11	11	0	
Keyser SP	TOTAL	296	289	7

ARRESTS (Group "A" and "B") by AGENCY

2011

# of ARRESTS	Adult Arrests	Juvenile Arrests
--------------	---------------	------------------

Mineral Co SO

Murder and Nonnegligent Manslaughter	2	2	0
Forcible Rape	2	2	0
Sexual Assault With An Object	1	1	0
Forcible Fondling	2	2	0
Incest	1	1	0
Aggravated Assault	32	31	1
Simple Assault	27	20	7
Intimidation	8	7	1
Robbery	1	1	0
Burglary/Breaking & Entering	12	12	0
Counterfeiting/Forgery	1	1	0
Destruction/Damage/Vandalism of Property	8	6	2
False Pretenses/Swindle/Confidence Game	3	3	0
Shoplifting	16	16	0
Theft From Building	2	2	0
Motor Vehicle Theft	1	1	0
Drug/Narcotic Violations	36	33	3
Disorderly Conduct	1	1	0
Driving Under The Influence	30	30	0
Drunkenness	7	7	0
Liquor Law Violations	1	1	0
All Other Offenses	17	16	1
Others	12	12	0

Mineral Co SO	TOTAL	223	208	15
----------------------	--------------	------------	------------	-----------

Potomac State College Po

Aggravated Assault	3	3	0
Arson	1	1	0
Destruction/Damage/Vandalism of Property	2	2	0
False Pretenses/Swindle/Confidence Game	1	1	0
Drug/Narcotic Violations	1	1	0
Liquor Law Violations	10	10	0
All Other Offenses	4	4	0

Potomac State College Police	TOTAL	22	22	0
-------------------------------------	--------------	-----------	-----------	----------

Mineral	County	TOTAL	784	737	46
----------------	---------------	--------------	------------	------------	-----------

Mingo County

DNR - 5 - Mingo

All Other Offenses	73	71	2
--------------------	----	----	---

DNR - 5 - Mingo	TOTAL	73	71	2
------------------------	--------------	-----------	-----------	----------

ARRESTS (Group "A" and "B") by AGENCY

2011

# of ARRESTS	Adult Arrests	Juvenile Arrests
--------------	---------------	------------------

Gilbert SP

Forcible Rape	1	0	1
Aggravated Assault	3	3	0
Simple Assault	11	11	0
Intimidation	14	14	0
Burglary/Breaking & Entering	2	2	0
False Pretenses/Swindle/Confidence Game	3	3	0
Stolen Property Offenses	1	1	0
Drug/Narcotic Violations	10	10	0
Prostitution	1	1	0
Weapon Law Violations	1	1	0
Driving Under The Influence	2	2	0
Liquor Law Violations	1	1	0
Trespass of Real Property	1	1	0
All Other Offenses	7	7	0
Others	13	13	0
Gilbert SP	71	70	1
TOTAL			

Mingo Co SO

Murder and Nonnegligent Manslaughter	1	1	0
Sexual Assault With An Object	1	1	0
Aggravated Assault	7	7	0
Simple Assault	44	44	0
Intimidation	15	15	0
Robbery	1	1	0
Burglary/Breaking & Entering	3	3	0
Destruction/Damage/Vandalism of Property	1	1	0
Theft From Building	2	2	0
Motor Vehicle Theft	1	1	0
Drug/Narcotic Violations	1	1	0
Drug Equipment Violations	6	6	0
Weapon Law Violations	1	1	0
Disorderly Conduct	3	3	0
Driving Under The Influence	29	29	0
Trespass of Real Property	1	1	0
All Other Offenses	10	10	0
Mingo Co SO	127	127	0
TOTAL			

ARRESTS (Group "A" and "B") by AGENCY

2011

# of ARRESTS	Adult Arrests	Juvenile Arrests
--------------	---------------	------------------

Williamson PD

Sexual Assault With An Object	1	1	0
Aggravated Assault	3	3	0
Simple Assault	21	21	0
Kidnaping/Abduction	1	1	0
Robbery	1	1	0
Burglary/Breaking & Entering	5	5	0
Destruction/Damage/Vandalism of Property	4	4	0
False Pretenses/Swindle/Confidence Game	1	1	0
Shoplifting	1	1	0
Theft From Motor Vehicle	2	2	0
Drug/Narcotic Violations	4	4	0
Weapon Law Violations	2	2	0
Driving Under The Influence	5	5	0
All Other Offenses	6	6	0
Others	1	1	0
Williamson PD	TOTAL	58	58
			0

ARRESTS (Group "A" and "B") by AGENCY

2011

# of ARRESTS	Adult Arrests	Juvenile Arrests
--------------	---------------	------------------

Williamson SP

Murder and Nonnegligent Manslaughter	1	1	0
Sexual Assault With An Object	2	2	0
Forcible Fondling	1	1	0
Aggravated Assault	17	17	0
Simple Assault	28	28	0
Intimidation	6	6	0
Arson	1	1	0
Burglary/Breaking & Entering	2	2	0
Counterfeiting/Forgery	4	4	0
Destruction/Damage/Vandalism of Property	5	5	0
Impersonation	1	1	0
Shoplifting	1	1	0
Theft From Building	4	4	0
Theft From Motor Vehicle	2	2	0
Theft of Motor Vehicle Parts/Accessories	1	1	0
Motor Vehicle Theft	7	5	2
Stolen Property Offenses	5	5	0
Drug/Narcotic Violations	89	88	1
Weapon Law Violations	7	7	0
Disorderly Conduct	3	3	0
Driving Under The Influence	15	15	0
Drunkenness	10	10	0
Liquor Law Violations	18	17	1
Trespass of Real Property	3	3	0
All Other Offenses	32	30	2
Others	4	4	0
Williamson SP	TOTAL	269	263
Mingo	County	TOTAL	598
		589	9

Monongalia County

DNR - 1 - Monongalia

Drug/Narcotic Violations	1	1	0
Liquor Law Violations	1	1	0
All Other Offenses	67	64	1
DNR - 1 - Monongalia	TOTAL	69	66
		1	1

Granville PD

Driving Under The Influence	1	1	0
Granville PD	TOTAL	1	0

ARRESTS (Group "A" and "B") by AGENCY

2011

# of ARRESTS	Adult Arrests	Juvenile Arrests
--------------	---------------	------------------

Monongalia Co SO

Forcible Fondling	3	2	1
Aggravated Assault	55	54	1
Simple Assault	11	11	0
Intimidation	4	4	0
Robbery	4	4	0
Burglary/Breaking & Entering	14	14	0
Counterfeiting/Forgery	3	3	0
Destruction/Damage/Vandalism of Property	6	6	0
False Pretenses/Swindle/Confidence Game	6	6	0
Credit Card/Automatic Teller Fraud	2	2	0
Welfare Fraud	1	1	0
Shoplifting	45	44	1
Theft From Motor Vehicle	1	1	0
Motor Vehicle Theft	3	3	0
Stolen Property Offenses	1	1	0
Drug/Narcotic Violations	33	31	2
Drug Equipment Violations	1	1	0
Weapon Law Violations	5	5	0
Bad Checks	2	2	0
Disorderly Conduct	2	2	0
Driving Under The Influence	382	382	0
Drunkenness	11	11	0
Liquor Law Violations	27	26	1
Trespass of Real Property	1	1	0
All Other Offenses	85	77	8
Others	15	14	1
Monongalia Co SO	TOTAL	723	708
			15

ARRESTS (Group "A" and "B") by AGENCY

2011

# of ARRESTS	Adult Arrests	Juvenile Arrests
--------------	---------------	------------------

Morgantown PD

	# of ARRESTS	Adult Arrests	Juvenile Arrests	
Murder and Nonnegligent Manslaughter	1	1	0	
Forcible Fondling	1	1	0	
Statutory Rape	1	1	0	
Aggravated Assault	38	37	1	
Simple Assault	104	94	10	
Intimidation	11	10	1	
Robbery	12	11	1	
Arson	6	6	0	
Burglary/Breaking & Entering	22	20	2	
Counterfeiting/Forgery	11	11	0	
Destruction/Damage/Vandalism of Property	33	25	8	
False Pretenses/Swindle/Confidence Game	6	6	0	
Credit Card/Automatic Teller Fraud	5	5	0	
Impersonation	1	1	0	
Shoplifting	36	29	7	
Theft From Building	5	3	2	
Theft From Motor Vehicle	1	1	0	
Motor Vehicle Theft	6	5	1	
Stolen Property Offenses	2	2	0	
Drug/Narcotic Violations	93	83	10	
Weapon Law Violations	11	10	1	
Curfew/Loitering/Vagrancy Violations	1	1	0	
Disorderly Conduct	75	74	1	
Driving Under The Influence	89	88	1	
Drunkenness	73	73	0	
Family Offenses (Nonviolent)	8	8	0	
Liquor Law Violations	18	16	2	
Trespass of Real Property	11	9	2	
All Other Offenses	161	152	9	
Others	25	21	4	
Morgantown PD	TOTAL	867	804	63

ARRESTS (Group "A" and "B") by AGENCY

2011

# of ARRESTS	Adult Arrests	Juvenile Arrests
--------------	---------------	------------------

Morgantown SP

Forcible Rape	1	1	0
Sexual Assault With An Object	2	1	1
Forcible Fondling	1	1	0
Aggravated Assault	29	28	1
Simple Assault	49	49	0
Intimidation	23	23	0
Robbery	1	1	0
Burglary/Breaking & Entering	10	10	0
Counterfeiting/Forgery	6	6	0
Destruction/Damage/Vandalism of Property	16	16	0
False Pretenses/Swindle/Confidence Game	5	5	0
Shoplifting	63	59	4
Theft From Building	4	4	0
Motor Vehicle Theft	5	5	0
Stolen Property Offenses	4	4	0
Drug/Narcotic Violations	31	28	3
Weapon Law Violations	2	2	0
Driving Under The Influence	48	48	0
Family Offenses (Nonviolent)	1	1	0
Liquor Law Violations	2	2	0
Trespass of Real Property	2	2	0
All Other Offenses	47	47	0
Others	13	13	0

Morgantown SP	TOTAL	365	356	9
----------------------	--------------	------------	------------	----------

tf Monongalia Valley Drug

Drug/Narcotic Violations	3	3	0
--------------------------	---	---	---

tf Monongalia Valley Drug	TOTAL	3	3	0
----------------------------------	--------------	----------	----------	----------

ARRESTS (Group "A" and "B") by AGENCY

2011

# of ARRESTS	Adult Arrests	Juvenile Arrests
--------------	---------------	------------------

WV University - Police

Forcible Fondling	1	1	0	
Aggravated Assault	9	9	0	
Simple Assault	9	9	0	
Intimidation	3	3	0	
Burglary/Breaking & Entering	1	1	0	
Destruction/Damage/Vandalism of Property	5	5	0	
False Pretenses/Swindle/Confidence Game	6	6	0	
Theft From Building	2	2	0	
Stolen Property Offenses	1	1	0	
Drug/Narcotic Violations	226	225	1	
Disorderly Conduct	6	6	0	
Driving Under The Influence	18	18	0	
Drunkenness	113	113	0	
Liquor Law Violations	531	529	2	
Trespass of Real Property	4	4	0	
All Other Offenses	30	30	0	
Others	1	1	0	
WV University - Police	TOTAL	966	963	3
Monongalia County	TOTAL	2,994	2,901	91

Monroe County

Alderson PD

Driving Under The Influence	4	4	0	
Alderson PD	TOTAL	4	4	0
DNR - 4 - Monroe				
Drug/Narcotic Violations	1	1	0	
Weapon Law Violations	1	1	0	
All Other Offenses	51	47	4	
DNR - 4 - Monroe	TOTAL	53	49	4

ARRESTS (Group "A" and "B") by AGENCY

2011

# of ARRESTS	Adult Arrests	Juvenile Arrests
--------------	---------------	------------------

Monroe Co SO

Forcible Fondling	1	1	0
Statutory Rape	1	1	0
Aggravated Assault	7	7	0
Simple Assault	21	21	0
Intimidation	3	3	0
Burglary/Breaking & Entering	5	5	0
Destruction/Damage/Vandalism of Property	1	1	0
Motor Vehicle Theft	1	0	1
Drug/Narcotic Violations	3	3	0
Driving Under The Influence	11	11	0
Drunkenness	1	1	0
All Other Offenses	9	9	0
Others	6	6	0

Monroe Co SO	TOTAL	70	69	1
---------------------	--------------	-----------	-----------	----------

Union SP

Murder and Nonnegligent Manslaughter	1	1	0
Aggravated Assault	4	4	0
Simple Assault	8	8	0
Intimidation	4	4	0
Robbery	1	1	0
Burglary/Breaking & Entering	2	2	0
Counterfeiting/Forgery	1	1	0
Destruction/Damage/Vandalism of Property	1	1	0
False Pretenses/Swindle/Confidence Game	4	4	0
Theft of Motor Vehicle Parts/Accessories	1	1	0
Drug/Narcotic Violations	2	2	0
Driving Under The Influence	9	9	0
All Other Offenses	3	3	0
Others	4	4	0

Union SP	TOTAL	45	45	0
-----------------	--------------	-----------	-----------	----------

Monroe	County	TOTAL	172	167	5
---------------	---------------	--------------	------------	------------	----------

Morgan County

ARRESTS (Group "A" and "B") by AGENCY

2011

# of ARRESTS	Adult Arrests	Juvenile Arrests
--------------	---------------	------------------

Berkeley Springs SP

Forcible Fondling	1	1	0
Statutory Rape	1	1	0
Aggravated Assault	5	5	0
Simple Assault	12	11	1
Intimidation	3	3	0
Burglary/Breaking & Entering	7	7	0
Counterfeiting/Forgery	1	1	0
Destruction/Damage/Vandalism of Property	1	1	0
Shoplifting	4	4	0
Stolen Property Offenses	1	1	0
Drug/Narcotic Violations	12	12	0
Weapon Law Violations	1	1	0
Driving Under The Influence	10	10	0
Liquor Law Violations	1	0	1
Trespass of Real Property	1	1	0
All Other Offenses	19	19	0
Others	2	2	0

Berkeley Springs SP	TOTAL	82	80	2
----------------------------	--------------	-----------	-----------	----------

DNR - 2 - Morgan

Weapon Law Violations	1	1	0
All Other Offenses	48	47	1

DNR - 2 - Morgan	TOTAL	49	48	1
-------------------------	--------------	-----------	-----------	----------

ARRESTS (Group "A" and "B") by AGENCY

2011

# of ARRESTS	Adult Arrests	Juvenile Arrests
--------------	---------------	------------------

Morgan Co SO

Murder and Nonnegligent Manslaughter	1	1	0	
Forcible Rape	1	1	0	
Aggravated Assault	3	3	0	
Simple Assault	34	33	1	
Intimidation	7	7	0	
Kidnaping/Abduction	1	1	0	
Robbery	2	2	0	
Burglary/Breaking & Entering	4	4	0	
Counterfeiting/Forgery	2	2	0	
Destruction/Damage/Vandalism of Property	3	3	0	
False Pretenses/Swindle/Confidence Game	1	1	0	
Shoplifting	2	2	0	
Theft From Building	1	1	0	
Motor Vehicle Theft	3	2	1	
Stolen Property Offenses	1	1	0	
Drug/Narcotic Violations	45	43	2	
Weapon Law Violations	4	2	2	
Bad Checks	2	2	0	
Disorderly Conduct	4	4	0	
Driving Under The Influence	59	58	1	
Drunkenness	13	13	0	
Liquor Law Violations	17	12	5	
Runaway	1	0	1	
Trespass of Real Property	18	18	0	
All Other Offenses	24	21	3	
Others	9	9	0	
Morgan Co SO	TOTAL	262	246	16
Morgan County	TOTAL	393	374	19

Nicholas County

DNR - 3 - Nicholas

Drug/Narcotic Violations	1	1	0	
Weapon Law Violations	4	4	0	
Trespass of Real Property	1	1	0	
All Other Offenses	234	226	8	
DNR - 3 - Nicholas	TOTAL	240	232	8

ARRESTS (Group "A" and "B") by AGENCY

2011

# of ARRESTS	Adult Arrests	Juvenile Arrests
--------------	---------------	------------------

Nicholas Co SO

Murder and Nonnegligent Manslaughter	1	1	0
Aggravated Assault	126	120	6
Simple Assault	38	37	1
Intimidation	12	12	0
Burglary/Breaking & Entering	13	13	0
Counterfeiting/Forgery	2	2	0
Destruction/Damage/Vandalism of Property	8	8	0
False Pretenses/Swindle/Confidence Game	7	7	0
Shoplifting	15	14	1
Motor Vehicle Theft	2	2	0
Stolen Property Offenses	7	7	0
Drug/Narcotic Violations	11	10	1
Weapon Law Violations	5	5	0
Bad Checks	45	45	0
Disorderly Conduct	2	2	0
Driving Under The Influence	49	48	1
Drunkenness	1	1	0
Trespass of Real Property	17	17	0
All Other Offenses	117	116	1
Others	30	30	0

Nicholas Co SO	TOTAL	508	497	11
-----------------------	--------------	------------	------------	-----------

Richwood SP

Forcible Fondling	1	1	0
Aggravated Assault	1	1	0
Simple Assault	3	3	0
Intimidation	1	1	0
Burglary/Breaking & Entering	1	1	0
Destruction/Damage/Vandalism of Property	2	2	0
False Pretenses/Swindle/Confidence Game	2	2	0
Shoplifting	1	1	0
Motor Vehicle Theft	1	1	0
Drug/Narcotic Violations	44	44	0
Drug Equipment Violations	3	3	0
Weapon Law Violations	3	3	0
Driving Under The Influence	2	2	0
Drunkenness	1	1	0
Trespass of Real Property	2	2	0
All Other Offenses	13	13	0
Others	1	1	0

Richwood SP	TOTAL	82	82	0
--------------------	--------------	-----------	-----------	----------

ARRESTS (Group "A" and "B") by AGENCY

2011

# of ARRESTS	Adult Arrests	Juvenile Arrests
--------------	---------------	------------------

Summersville PD

Aggravated Assault	28	23	5
Simple Assault	15	13	2
Intimidation	2	2	0
Burglary/Breaking & Entering	4	4	0
Counterfeiting/Forgery	1	1	0
Destruction/Damage/Vandalism of Property	4	4	0
False Pretenses/Swindle/Confidence Game	1	1	0
Credit Card/Automatic Teller Fraud	1	1	0
Shoplifting	64	62	2
Theft From Motor Vehicle	1	1	0
Stolen Property Offenses	1	1	0
Drug/Narcotic Violations	24	21	3
Disorderly Conduct	7	7	0
Driving Under The Influence	16	16	0
Drunkenness	9	9	0
Family Offenses (Nonviolent)	1	1	0
Liquor Law Violations	2	2	0
Trespass of Real Property	4	4	0
All Other Offenses	27	25	2
Others	7	5	2

Summersville PD	TOTAL	219	203	16
------------------------	--------------	------------	------------	-----------

Summersville SP

Aggravated Assault	2	2	0
Simple Assault	6	6	0
Intimidation	2	2	0
Burglary/Breaking & Entering	3	3	0
Counterfeiting/Forgery	3	3	0
Destruction/Damage/Vandalism of Property	1	1	0
False Pretenses/Swindle/Confidence Game	1	1	0
Credit Card/Automatic Teller Fraud	17	17	0
Purse-snatching	1	1	0
Stolen Property Offenses	1	1	0
Drug/Narcotic Violations	8	7	1
Disorderly Conduct	1	1	0
Driving Under The Influence	7	7	0
Drunkenness	1	1	0
Trespass of Real Property	1	1	0
All Other Offenses	15	15	0
Others	3	3	0

Summersville SP	TOTAL	73	72	1
------------------------	--------------	-----------	-----------	----------

ARRESTS (Group "A" and "B") by AGENCY

2011

# of ARRESTS	Adult Arrests	Juvenile Arrests
--------------	---------------	------------------

tf Central WV Drug

Counterfeiting/Forgery	3	3	0
Drug/Narcotic Violations	31	31	0
Drug Equipment Violations	22	22	0
tf Central WV Drug	56	56	0
NICHOLAS County	1,178	1,142	36

Ohio County

Bethlehem PD

Aggravated Assault	4	4	0
Simple Assault	1	1	0
Burglary/Breaking & Entering	1	1	0
Weapon Law Violations	1	1	0
Driving Under The Influence	12	11	1
All Other Offenses	5	5	0
Others	1	1	0
Bethlehem PD	25	24	1

DNR - 1 - Ohio

Weapon Law Violations	1	0	0
Liquor Law Violations	2	0	2
All Other Offenses	47	44	2
DNR - 1 - Ohio	50	44	4

Ohio Co SO

Aggravated Assault	41	41	0
Simple Assault	2	2	0
Intimidation	5	5	0
Burglary/Breaking & Entering	9	9	0
Counterfeiting/Forgery	1	1	0
False Pretenses/Swindle/Confidence Game	3	3	0
Shoplifting	22	18	4
Theft From Building	6	6	0
Motor Vehicle Theft	2	2	0
Drug/Narcotic Violations	24	24	0
Weapon Law Violations	2	2	0
Driving Under The Influence	51	51	0
Drunkenness	1	1	0
Liquor Law Violations	3	3	0
All Other Offenses	42	42	0
Others	4	4	0
Ohio Co SO	218	214	4

ARRESTS (Group "A" and "B") by AGENCY

2011

# of ARRESTS	Adult Arrests	Juvenile Arrests
--------------	---------------	------------------

tf Ohio Valley Drug & Vio

Drug/Narcotic Violations	45	45	0
All Other Offenses	2	2	0

tf Ohio Valley Drug & Vio CrimTOTAL 47 47 0

Triadelphia PD

Aggravated Assault	1	1	0
Simple Assault	1	1	0
Intimidation	1	1	0

Triadelphia PD TOTAL 3 3 0

Wheeling PD

Forcible Rape	2	2	0
Forcible Fondling	2	2	0
Aggravated Assault	67	66	1
Simple Assault	138	134	4
Intimidation	32	32	0
Kidnaping/Abduction	1	1	0
Robbery	11	11	0
Burglary/Breaking & Entering	41	33	8
Counterfeiting/Forgery	6	6	0
Destruction/Damage/Vandalism of Property	17	14	3
False Pretenses/Swindle/Confidence Game	5	5	0
Credit Card/Automatic Teller Fraud	1	1	0
Shoplifting	50	49	1
Theft From Motor Vehicle	3	1	2
Motor Vehicle Theft	2	1	1
Stolen Property Offenses	3	2	1
Drug/Narcotic Violations	76	73	3
Drug Equipment Violations	3	3	0
Pornography/Obscene Material	2	2	0
Weapon Law Violations	9	9	0
Bad Checks	2	2	0
Curfew/Loitering/Vagrancy Violations	5	0	5
Disorderly Conduct	21	18	3
Driving Under The Influence	118	118	0
Drunkenness	129	129	0
Liquor Law Violations	6	6	0
Trespass of Real Property	8	7	1
All Other Offenses	345	337	8
Others	15	15	0

Wheeling PD TOTAL 1,120 1,079 41

ARRESTS (Group "A" and "B") by AGENCY

2011

# of ARRESTS	Adult Arrests	Juvenile Arrests
--------------	---------------	------------------

Wheeling SP

Forcible Rape	2	2	0
Sexual Assault With An Object	1	1	0
Forcible Fondling	1	1	0
Statutory Rape	1	1	0
Simple Assault	7	7	0
Intimidation	2	2	0
Burglary/Breaking & Entering	1	1	0
Counterfeiting/Forgery	3	3	0
Destruction/Damage/Vandalism of Property	2	2	0
False Pretenses/Swindle/Confidence Game	3	3	0
Shoplifting	24	21	3
Motor Vehicle Theft	1	1	0
Stolen Property Offenses	3	3	0
Drug/Narcotic Violations	136	133	3
Disorderly Conduct	1	1	0
Driving Under The Influence	30	30	0
Liquor Law Violations	1	1	0
Trespass of Real Property	2	2	0
All Other Offenses	42	41	1
Others	1	1	0
Wheeling SP	TOTAL	264	257
Ohio	County	TOTAL	1,727
			1,668
			57

Pendleton County

DNR - 2 - Pendleton			
All Other Offenses	63	61	0
DNR - 2 - Pendleton	TOTAL	63	61
			0

ARRESTS (Group "A" and "B") by AGENCY

2011

# of ARRESTS	Adult Arrests	Juvenile Arrests
--------------	---------------	------------------

Franklin SP

Forcible Rape	1	1	0	
Aggravated Assault	3	2	1	
Simple Assault	10	10	0	
Intimidation	5	5	0	
Burglary/Breaking & Entering	2	0	2	
Counterfeiting/Forgery	1	1	0	
Destruction/Damage/Vandalism of Property	12	10	2	
Extortion/Blackmail	1	1	0	
Motor Vehicle Theft	1	1	0	
Drug/Narcotic Violations	4	2	2	
Weapon Law Violations	2	1	1	
Bad Checks	3	3	0	
Disorderly Conduct	1	1	0	
Driving Under The Influence	10	10	0	
Drunkenness	1	1	0	
Family Offenses (Nonviolent)	2	2	0	
Liquor Law Violations	17	12	5	
All Other Offenses	12	11	1	
Others	1	1	0	
Franklin SP	TOTAL	89	75	14
Pendleton County	TOTAL	152	136	14

Pleasants County

DNR - 6 - Pleasants

Drug/Narcotic Violations	1	1	0	
All Other Offenses	22	21	1	
DNR - 6 - Pleasants	TOTAL	23	22	1

Pleasants Co SO

Simple Assault	5	5	0	
Theft From Building	1	1	0	
Driving Under The Influence	1	1	0	
Pleasants Co SO	TOTAL	7	7	0

ARRESTS (Group "A" and "B") by AGENCY

2011

# of ARRESTS	Adult Arrests	Juvenile Arrests
--------------	---------------	------------------

St Marys SP

Simple Assault	6	6	0
Intimidation	2	2	0
Burglary/Breaking & Entering	1	1	0
Counterfeiting/Forgery	1	1	0
Destruction/Damage/Vandalism of Property	1	1	0
Drug/Narcotic Violations	8	8	0
Weapon Law Violations	1	1	0
Driving Under The Influence	4	4	0
Drunkenness	1	1	0
Family Offenses (Nonviolent)	2	2	0
All Other Offenses	6	6	0
St Marys SP	33	33	0
Pleasants County	63	62	1

Pocahontas County

DNR - 3 - Pocahontas

Drug/Narcotic Violations	1	1	0
Bad Checks	1	1	0
All Other Offenses	69	66	3
DNR - 3 - Pocahontas	71	68	3

Marlinton SP

Aggravated Assault	2	2	0
Simple Assault	22	22	0
Intimidation	7	7	0
Burglary/Breaking & Entering	10	10	0
Counterfeiting/Forgery	1	1	0
Destruction/Damage/Vandalism of Property	4	4	0
False Pretenses/Swindle/Confidence Game	2	2	0
Impersonation	1	1	0
Shoplifting	7	7	0
Motor Vehicle Theft	1	1	0
Drug/Narcotic Violations	22	21	1
Drug Equipment Violations	1	1	0
Weapon Law Violations	4	3	1
Disorderly Conduct	1	1	0
Driving Under The Influence	15	15	0
Drunkenness	8	8	0
Liquor Law Violations	11	5	6
All Other Offenses	20	20	0
Others	9	9	0
Marlinton SP	148	140	8

ARRESTS (Group "A" and "B") by AGENCY

2011

# of ARRESTS	Adult Arrests	Juvenile Arrests
--------------	---------------	------------------

Pocahontas Co SO

Forcible Sodomy	1	1	0		0
Simple Assault	3	3	0		0
Intimidation	1	1	0		0
Arson	2	2	0		0
Counterfeiting/Forgery	1	1	0		0
Destruction/Damage/Vandalism of Property	1	1	0		0
Extortion/Blackmail	1	1	0		0
False Pretenses/Swindle/Confidence Game	4	4	0		0
Theft From Building	1	1	0		0
Weapon Law Violations	1	1	0		0
Driving Under The Influence	6	6	0		0
All Other Offenses	3	3	0		0
Pocahontas Co SO				TOTAL	25
					25
					0
Pocahontas County				TOTAL	244
					233
					11

Preston County

DNR - 1 - Preston

Drug/Narcotic Violations	1	1	0		0
Weapon Law Violations	1	1	0		0
Driving Under The Influence	1	1	0		0
Drunkenness	1	1	0		0
Trespass of Real Property	3	3	0		0
All Other Offenses	56	49	2		2
DNR - 1 - Preston				TOTAL	63
					56
					2

Kingwood PD

Aggravated Assault	1	1	0		0
Others	1	1	0		0
Kingwood PD				TOTAL	2
					2
					0

ARRESTS (Group "A" and "B") by AGENCY

2011

# of ARRESTS	Adult Arrests	Juvenile Arrests
--------------	---------------	------------------

Kingwood SP

Forcible Rape	2	2	0
Sexual Assault With An Object	3	1	2
Forcible Fondling	1	1	0
Statutory Rape	1	1	0
Aggravated Assault	12	12	0
Simple Assault	34	33	1
Intimidation	4	4	0
Robbery	1	1	0
Burglary/Breaking & Entering	7	7	0
Destruction/Damage/Vandalism of Property	11	11	0
False Pretenses/Swindle/Confidence Game	2	2	0
Shoplifting	2	2	0
Theft From Motor Vehicle	1	1	0
Motor Vehicle Theft	4	4	0
Stolen Property Offenses	3	3	0
Drug/Narcotic Violations	5	5	0
Driving Under The Influence	14	14	0
Drunkenness	2	2	0
All Other Offenses	15	15	0
Others	9	9	0
Kingwood SP	TOTAL	133	130
			3

ARRESTS (Group "A" and "B") by AGENCY

2011

# of ARRESTS	Adult Arrests	Juvenile Arrests
--------------	---------------	------------------

Preston Co SO

Forcible Rape	1	1	0
Forcible Fondling	1	1	0
Aggravated Assault	21	21	0
Simple Assault	19	19	0
Intimidation	1	1	0
Robbery	1	1	0
Burglary/Breaking & Entering	12	11	1
Counterfeiting/Forgery	5	5	0
Destruction/Damage/Vandalism of Property	3	3	0
False Pretenses/Swindle/Confidence Game	7	7	0
Shoplifting	13	13	0
Theft From Building	3	3	0
Theft From Motor Vehicle	1	1	0
Motor Vehicle Theft	2	2	0
Stolen Property Offenses	1	1	0
Drug/Narcotic Violations	101	101	0
Weapon Law Violations	3	3	0
Bad Checks	49	49	0
Driving Under The Influence	20	20	0
Drunkenness	1	1	0
Trespass of Real Property	4	4	0
All Other Offenses	39	39	0
Others	11	11	0
Preston Co SO	319	318	1
TOTAL			

Terra Alta PD

Aggravated Assault	1	1	0
All Other Offenses	2	1	1
Others	3	2	1
Terra Alta PD	6	4	2
TOTAL			

Preston	County	TOTAL	523	510	8
----------------	---------------	--------------	------------	------------	----------

Putnam County

DNR - 5 - Putnam

All Other Offenses	75	75	0
DNR - 5 - Putnam	75	75	0
TOTAL			

Eleanor PD

Aggravated Assault	5	5	0
Destruction/Damage/Vandalism of Property	2	2	0
Eleanor PD	7	7	0
TOTAL			

ARRESTS (Group "A" and "B") by AGENCY

2011

# of ARRESTS	Adult Arrests	Juvenile Arrests
--------------	---------------	------------------

Hurricane PD

Aggravated Assault	6	6	0
Simple Assault	21	21	0
Intimidation	3	3	0
Robbery	1	1	0
Destruction/Damage/Vandalism of Property	5	5	0
False Pretenses/Swindle/Confidence Game	11	11	0
Shoplifting	56	56	0
Theft From Building	1	1	0
Theft From Motor Vehicle	7	7	0
Theft of Motor Vehicle Parts/Accessories	1	1	0
Motor Vehicle Theft	1	1	0
Stolen Property Offenses	2	2	0
Drug/Narcotic Violations	80	80	0
Drug Equipment Violations	4	4	0
Weapon Law Violations	1	1	0
Disorderly Conduct	6	6	0
Driving Under The Influence	31	31	0
Drunkenness	28	28	0
Liquor Law Violations	7	7	0
Trespass of Real Property	2	2	0
All Other Offenses	28	28	0
Others	14	14	0

Hurricane PD	TOTAL	316	316	0
---------------------	--------------	------------	------------	----------

Putnam Co SO

Murder and Nonnegligent Manslaughter	1	1	0
Aggravated Assault	21	21	0
Intimidation	2	2	0
Robbery	2	2	0
Burglary/Breaking & Entering	6	6	0
Counterfeiting/Forgery	1	1	0
Destruction/Damage/Vandalism of Property	3	3	0
False Pretenses/Swindle/Confidence Game	1	1	0
Shoplifting	2	2	0
Theft of Motor Vehicle Parts/Accessories	1	1	0
Motor Vehicle Theft	1	1	0
Drug/Narcotic Violations	9	9	0
Weapon Law Violations	1	1	0
Driving Under The Influence	26	26	0
Drunkenness	2	2	0
Trespass of Real Property	4	4	0
All Other Offenses	34	34	0
Others	3	3	0

Putnam Co SO	TOTAL	120	120	0
---------------------	--------------	------------	------------	----------

ARRESTS (Group "A" and "B") by AGENCY

2011

# of ARRESTS	Adult Arrests	Juvenile Arrests
--------------	---------------	------------------

Winfield PD

Simple Assault	2	1	1
Drug/Narcotic Violations	1	1	0
Driving Under The Influence	3	2	0
Winfield PD	6	4	1
TOTAL			

Winfield SP

Forcible Fondling	2	2	0
Aggravated Assault	4	4	0
Simple Assault	23	23	0
Intimidation	7	7	0
Burglary/Breaking & Entering	3	3	0
Counterfeiting/Forgery	3	3	0
Destruction/Damage/Vandalism of Property	7	6	1
False Pretenses/Swindle/Confidence Game	8	8	0
Shoplifting	8	8	0
Theft From Building	3	3	0
Theft of Motor Vehicle Parts/Accessories	1	1	0
Motor Vehicle Theft	3	3	0
Stolen Property Offenses	1	1	0
Drug/Narcotic Violations	100	97	3
Drug Equipment Violations	5	5	0
Weapon Law Violations	1	1	0
Driving Under The Influence	22	22	0
Liquor Law Violations	15	15	0
Trespass of Real Property	3	3	0
All Other Offenses	13	13	0
Others	17	16	1
Winfield SP	249	244	5
TOTAL			
Putnam County	773	766	6

RALEIGH County

BCI - Beckley

Drug/Narcotic Violations	11	11	0
BCI - Beckley	11	11	0
TOTAL			

ARRESTS (Group "A" and "B") by AGENCY

2011

# of ARRESTS	Adult Arrests	Juvenile Arrests
--------------	---------------	------------------

Beckley PD

Murder and Nonnegligent Manslaughter	1	1	0
Forcible Rape	1	1	0
Forcible Fondling	2	2	0
Aggravated Assault	58	52	6
Simple Assault	267	243	24
Intimidation	28	28	0
Robbery	18	11	7
Arson	1	1	0
Burglary/Breaking & Entering	47	40	7
Counterfeiting/Forgery	30	30	0
Destruction/Damage/Vandalism of Property	45	42	3
False Pretenses/Swindle/Confidence Game	47	47	0
Purse-snatching	2	2	0
Shoplifting	308	274	34
Theft From Building	8	7	1
Theft From Motor Vehicle	13	12	1
Motor Vehicle Theft	10	9	1
Stolen Property Offenses	8	8	0
Drug/Narcotic Violations	334	321	13
Prostitution	3	3	0
Assisting or Promoting Prostitution	2	2	0
Weapon Law Violations	21	17	4
Bad Checks	1	1	0
Curfew/Loitering/Vagrancy Violations	18	0	18
Disorderly Conduct	67	64	3
Driving Under The Influence	214	212	2
Drunkenness	342	342	0
Family Offenses (Nonviolent)	1	1	0
Liquor Law Violations	62	53	9
Runaway	7	0	7
Trespass of Real Property	32	30	2
All Other Offenses	237	220	17
Others	99	95	4
Beckley PD	TOTAL	2,334	2,171
		163	

ARRESTS (Group "A" and "B") by AGENCY

2011

# of ARRESTS	Adult Arrests	Juvenile Arrests
--------------	---------------	------------------

Beckley SP

Forcible Fondling	1	1	0
Aggravated Assault	18	18	0
Simple Assault	53	50	3
Intimidation	29	28	1
Burglary/Breaking & Entering	21	20	1
Counterfeiting/Forgery	27	27	0
Destruction/Damage/Vandalism of Property	17	15	2
False Pretenses/Swindle/Confidence Game	8	8	0
Credit Card/Automatic Teller Fraud	1	1	0
Impersonation	1	1	0
Shoplifting	26	26	0
Theft From Motor Vehicle	1	1	0
Theft of Motor Vehicle Parts/Accessories	5	5	0
Motor Vehicle Theft	9	8	1
Stolen Property Offenses	15	15	0
Drug/Narcotic Violations	192	188	4
Weapon Law Violations	5	5	0
Bad Checks	1	1	0
Disorderly Conduct	7	7	0
Driving Under The Influence	38	38	0
Drunkenness	7	7	0
Family Offenses (Nonviolent)	2	2	0
Liquor Law Violations	6	3	3
Trespass of Real Property	3	3	0
All Other Offenses	73	69	3
Others	52	52	0

Beckley SP	TOTAL	618	599	18
-------------------	--------------	------------	------------	-----------

DNR - 4 - Raleigh

Counterfeiting/Forgery	1	1	0
Drug/Narcotic Violations	9	7	2
Weapon Law Violations	1	1	0
Driving Under The Influence	1	1	0
Trespass of Real Property	1	1	0
All Other Offenses	118	111	7

DNR - 4 - Raleigh	TOTAL	131	122	9
--------------------------	--------------	------------	------------	----------

ARRESTS (Group "A" and "B") by AGENCY

2011

# of ARRESTS	Adult Arrests	Juvenile Arrests
--------------	---------------	------------------

Raleigh Co SO

Murder and Nonnegligent Manslaughter	4	4	0	
Sexual Assault With An Object	1	1	0	
Forcible Fondling	1	1	0	
Aggravated Assault	53	51	2	
Simple Assault	161	158	3	
Intimidation	25	25	0	
Kidnaping/Abduction	1	1	0	
Robbery	10	10	0	
Arson	2	2	0	
Burglary/Breaking & Entering	61	61	0	
Counterfeiting/Forgery	16	16	0	
Destruction/Damage/Vandalism of Property	12	12	0	
False Pretenses/Swindle/Confidence Game	15	15	0	
Credit Card/Automatic Teller Fraud	2	2	0	
Shoplifting	35	34	1	
Motor Vehicle Theft	8	8	0	
Stolen Property Offenses	17	17	0	
Drug/Narcotic Violations	44	44	0	
Weapon Law Violations	4	4	0	
Bad Checks	44	44	0	
Disorderly Conduct	10	10	0	
Driving Under The Influence	103	101	2	
Drunkenness	18	17	1	
Family Offenses (Nonviolent)	11	11	0	
Liquor Law Violations	6	5	1	
Trespass of Real Property	8	8	0	
All Other Offenses	339	336	3	
Others	65	65	0	
Raleigh Co SO	TOTAL	1,076	1,063	13

ARRESTS (Group "A" and "B") by AGENCY

2011

# of ARRESTS	Adult Arrests	Juvenile Arrests
--------------	---------------	------------------

Sophia PD

Aggravated Assault	1	1	0
Simple Assault	8	7	1
Intimidation	1	1	0
Burglary/Breaking & Entering	3	1	2
Impersonation	1	1	0
Shoplifting	3	3	0
Theft From Building	2	1	1
Stolen Property Offenses	2	2	0
Drug/Narcotic Violations	27	24	3
Weapon Law Violations	1	1	0
Disorderly Conduct	12	12	0
Driving Under The Influence	11	11	0
Drunkenness	9	9	0
Liquor Law Violations	2	2	0
Trespass of Real Property	1	0	1
All Other Offenses	20	20	0
Others	3	2	1
Sophia PD	TOTAL	107	98
			9

Turnpike - Raleigh

Simple Assault	2	2	0
Destruction/Damage/Vandalism of Property	1	1	0
Stolen Property Offenses	1	1	0
Drug/Narcotic Violations	40	40	0
Drug Equipment Violations	2	2	0
Weapon Law Violations	1	1	0
Disorderly Conduct	1	1	0
Driving Under The Influence	19	19	0
Drunkenness	2	2	0
Trespass of Real Property	2	2	0
All Other Offenses	16	16	0
Others	3	3	0
Turnpike - Raleigh	TOTAL	90	90
			0

Raleigh	County	TOTAL	4,367	4,154	212
----------------	---------------	--------------	--------------	--------------	------------

Randolph County

DNR - 3 - Randolph

Drug/Narcotic Violations	1	1	0
Weapon Law Violations	3	3	0
All Other Offenses	117	114	2

DNR - 3 - Randolph	TOTAL	121	118	2
---------------------------	--------------	------------	------------	----------

ARRESTS (Group "A" and "B") by AGENCY

2011

# of ARRESTS	Adult Arrests	Juvenile Arrests
--------------	---------------	------------------

Elkins PD

Aggravated Assault	17	17	0
Simple Assault	5	5	0
Intimidation	2	2	0
Burglary/Breaking & Entering	3	3	0
Counterfeiting/Forgery	1	1	0
Destruction/Damage/Vandalism of Property	5	5	0
Credit Card/Automatic Teller Fraud	1	1	0
Shoplifting	11	8	3
Drug/Narcotic Violations	2	2	0
Weapon Law Violations	2	1	1
Disorderly Conduct	12	12	0
Driving Under The Influence	16	16	0
Drunkenness	11	11	0
Liquor Law Violations	4	4	0
Runaway	5	0	5
Trespass of Real Property	11	11	0
All Other Offenses	66	63	3
Others	12	12	0
Elkins PD	TOTAL	186	174
			12

ARRESTS (Group "A" and "B") by AGENCY

2011

# of ARRESTS	Adult Arrests	Juvenile Arrests
--------------	---------------	------------------

Elkins SP

Murder and Nonnegligent Manslaughter	1	1	0
Forcible Rape	1	1	0
Sexual Assault With An Object	2	2	0
Forcible Fondling	2	2	0
Incest	1	1	0
Aggravated Assault	9	9	0
Simple Assault	80	80	0
Intimidation	20	20	0
Kidnaping/Abduction	2	2	0
Arson	1	1	0
Burglary/Breaking & Entering	3	3	0
Counterfeiting/Forgery	10	10	0
Destruction/Damage/Vandalism of Property	21	21	0
False Pretenses/Swindle/Confidence Game	9	9	0
Credit Card/Automatic Teller Fraud	2	2	0
Shoplifting	30	28	2
Motor Vehicle Theft	3	3	0
Stolen Property Offenses	4	4	0
Drug/Narcotic Violations	55	55	0
Weapon Law Violations	1	0	1
Bad Checks	7	7	0
Disorderly Conduct	1	1	0
Driving Under The Influence	46	46	0
Drunkenness	3	3	0
Family Offenses (Nonviolent)	2	2	0
Liquor Law Violations	11	9	2
Trespass of Real Property	3	3	0
All Other Offenses	56	56	0
Others	35	35	0
Elkins SP	TOTAL	421	416
			5

ARRESTS (Group "A" and "B") by AGENCY

2011

# of ARRESTS	Adult Arrests	Juvenile Arrests
--------------	---------------	------------------

Randolph Co SO

Aggravated Assault	30	30	0	
Intimidation	6	5	1	
Kidnaping/Abduction	1	1	0	
Burglary/Breaking & Entering	1	1	0	
Bribery	1	1	0	
Destruction/Damage/Vandalism of Property	4	4	0	
False Pretenses/Swindle/Confidence Game	1	1	0	
Shoplifting	2	1	1	
Stolen Property Offenses	2	2	0	
Drug/Narcotic Violations	6	6	0	
Weapon Law Violations	3	3	0	
Driving Under The Influence	13	13	0	
Liquor Law Violations	10	10	0	
Trespass of Real Property	2	2	0	
All Other Offenses	41	41	0	
Others	7	7	0	
Randolph Co SO	TOTAL	130	128	2
Randolph County	TOTAL	858	836	21

Ritchie County

DNR - 6 - Ritchie

All Other Offenses	32	31	1	
DNR - 6 - Ritchie	TOTAL	32	31	1

Harrisville PD

Simple Assault	4	3	1	
Burglary/Breaking & Entering	1	0	1	
Counterfeiting/Forgery	1	1	0	
False Pretenses/Swindle/Confidence Game	1	1	0	
Theft From Building	1	1	0	
Drug/Narcotic Violations	4	4	0	
Driving Under The Influence	1	1	0	
All Other Offenses	1	1	0	
Others	1	1	0	
Harrisville PD	TOTAL	15	13	2

ARRESTS (Group "A" and "B") by AGENCY

2011

# of ARRESTS	Adult Arrests	Juvenile Arrests
--------------	---------------	------------------

Harrisville SP

Forcible Rape	2	2	0
Aggravated Assault	4	4	0
Simple Assault	20	20	0
Intimidation	4	4	0
Burglary/Breaking & Entering	4	4	0
Destruction/Damage/Vandalism of Property	2	2	0
False Pretenses/Swindle/Confidence Game	1	1	0
Impersonation	1	1	0
Motor Vehicle Theft	1	1	0
Stolen Property Offenses	2	2	0
Drug/Narcotic Violations	41	41	0
Drug Equipment Violations	5	5	0
Weapon Law Violations	2	2	0
Disorderly Conduct	1	1	0
Driving Under The Influence	21	21	0
Drunkenness	9	9	0
Liquor Law Violations	6	6	0
Trespass of Real Property	3	3	0
All Other Offenses	19	19	0
Others	7	7	0

Harrisville SP	TOTAL	155	155	0
-----------------------	--------------	------------	------------	----------

Pennsboro PD

Statutory Rape	1	1	0
Drunkenness	2	2	0
All Other Offenses	1	1	0

Pennsboro PD	TOTAL	4	4	0
---------------------	--------------	----------	----------	----------

Ritchie Co SO

Sexual Assault With An Object	1	0	1
Aggravated Assault	4	4	0
Simple Assault	16	16	0
Burglary/Breaking & Entering	14	14	0
Destruction/Damage/Vandalism of Property	4	4	0
Theft From Building	1	1	0
Theft From Motor Vehicle	1	1	0
Motor Vehicle Theft	2	2	0
Drug/Narcotic Violations	14	14	0
Weapon Law Violations	1	1	0
Driving Under The Influence	7	7	0
Trespass of Real Property	1	1	0
All Other Offenses	10	10	0
Others	4	4	0

Ritchie Co SO	TOTAL	80	79	1
----------------------	--------------	-----------	-----------	----------

ARRESTS (Group "A" and "B") by AGENCY

2011

# of ARRESTS	Adult Arrests	Juvenile Arrests
--------------	---------------	------------------

Ritchie	County	TOTAL	286	282	4
----------------	---------------	--------------	------------	------------	----------

Roane County

DNR - 6 - Roane					
			42	41	1
All Other Offenses					
DNR - 6 - Roane		TOTAL	42	41	1
Roane Co SO					
Sexual Assault With An Object			1	1	0
Aggravated Assault			6	6	0
Simple Assault			24	22	2
Intimidation			2	2	0
Counterfeiting/Forgery			7	7	0
False Pretenses/Swindle/Confidence Game			4	4	0
Shoplifting			2	0	2
Motor Vehicle Theft			2	2	0
Drug/Narcotic Violations			13	13	0
Weapon Law Violations			2	2	0
Bad Checks			2	2	0
Disorderly Conduct			1	1	0
Driving Under The Influence			17	17	0
Drunkenness			8	8	0
Trespass of Real Property			3	3	0
All Other Offenses			48	48	0
Others			9	8	1
Roane Co SO		TOTAL	151	146	5

ARRESTS (Group "A" and "B") by AGENCY

2011

# of ARRESTS	Adult Arrests	Juvenile Arrests
--------------	---------------	------------------

Spencer PD

Aggravated Assault	3	3	0
Simple Assault	36	32	4
Intimidation	6	6	0
Arson	1	1	0
Burglary/Breaking & Entering	2	2	0
Counterfeiting/Forgery	1	1	0
Destruction/Damage/Vandalism of Property	1	1	0
False Pretenses/Swindle/Confidence Game	2	2	0
Shoplifting	15	15	0
Theft From Building	4	1	3
Theft From Coin Operated Machine or Device	2	2	0
Motor Vehicle Theft	1	1	0
Drug/Narcotic Violations	19	18	1
Weapon Law Violations	4	4	0
Disorderly Conduct	1	1	0
Driving Under The Influence	14	14	0
Drunkenness	26	26	0
Liquor Law Violations	5	5	0
All Other Offenses	40	37	3
Others	5	3	2
Spencer PD	TOTAL	188	175
			13

ARRESTS (Group "A" and "B") by AGENCY

2011

# of ARRESTS	Adult Arrests	Juvenile Arrests
--------------	---------------	------------------

Spencer SP

Murder and Nonnegligent Manslaughter	1	1	0
Sexual Assault With An Object	1	1	0
Aggravated Assault	5	5	0
Simple Assault	32	30	2
Intimidation	6	6	0
Kidnaping/Abduction	2	2	0
Burglary/Breaking & Entering	4	4	0
Destruction/Damage/Vandalism of Property	9	5	4
False Pretenses/Swindle/Confidence Game	4	4	0
Shoplifting	2	2	0
Theft From Building	1	1	0
Drug/Narcotic Violations	69	67	2
Drug Equipment Violations	1	1	0
Pornography/Obscene Material	1	1	0
Weapon Law Violations	6	6	0
Disorderly Conduct	2	2	0
Driving Under The Influence	35	35	0
Drunkenness	21	21	0
Family Offenses (Nonviolent)	3	3	0
Liquor Law Violations	7	6	1
Trespass of Real Property	3	3	0
All Other Offenses	16	9	7
Spencer SP	TOTAL	231	215
Roane	County	TOTAL	612
		577	35

Summers County

DNR - 4 - Summers

Destruction/Damage/Vandalism of Property	3	2	1
Weapon Law Violations	1	1	0
Liquor Law Violations	3	3	0
All Other Offenses	112	100	10
DNR - 4 - Summers	TOTAL	119	106
		11	

ARRESTS (Group "A" and "B") by AGENCY

2011

# of ARRESTS	Adult Arrests	Juvenile Arrests
--------------	---------------	------------------

Hinton SP

Aggravated Assault	2	2	0
Simple Assault	2	2	0
Intimidation	1	1	0
Burglary/Breaking & Entering	2	2	0
Counterfeiting/Forgery	19	19	0
Destruction/Damage/Vandalism of Property	2	2	0
False Pretenses/Swindle/Confidence Game	1	1	0
Credit Card/Automatic Teller Fraud	1	1	0
Shoplifting	2	2	0
Drug/Narcotic Violations	1	1	0
Driving Under The Influence	11	11	0
Drunkenness	1	1	0
All Other Offenses	4	4	0
Others	5	5	0
Hinton SP	TOTAL	54	54
			0

Summers Co SO

Simple Assault	1	1	0
Summers Co SO	TOTAL	1	1
			0
Summers County	TOTAL	174	161
			11

Taylor County

DNR - 1 - Taylor

Drug/Narcotic Violations	2	2	0
Disorderly Conduct	1	1	0
Drunkenness	3	3	0
Liquor Law Violations	22	21	1
Trespass of Real Property	1	1	0
All Other Offenses	37	36	0
DNR - 1 - Taylor	TOTAL	66	64
			1

Grafton PD

Simple Assault	1	1	0
False Pretenses/Swindle/Confidence Game	1	1	0
Driving Under The Influence	1	1	0
Family Offenses (Nonviolent)	1	1	0
Grafton PD	TOTAL	4	4
			0

ARRESTS (Group "A" and "B") by AGENCY

2011

# of ARRESTS	Adult Arrests	Juvenile Arrests
--------------	---------------	------------------

Grafton SP

Aggravated Assault	2	2	0
Simple Assault	6	6	0
Intimidation	2	2	0
Burglary/Breaking & Entering	4	4	0
Destruction/Damage/Vandalism of Property	1	1	0
Drug/Narcotic Violations	2	2	0
Driving Under The Influence	2	2	0
All Other Offenses	1	1	0

Grafton SP	TOTAL	20	20	0
-------------------	--------------	-----------	-----------	----------

Taylor Co SO

Intimidation	1	1	0
Burglary/Breaking & Entering	2	2	0
Motor Vehicle Theft	2	2	0

Taylor Co SO	TOTAL	5	5	0
---------------------	--------------	----------	----------	----------

Taylor	County	TOTAL	95	93	1
---------------	---------------	--------------	-----------	-----------	----------

Tucker County

DNR - 1 - Tucker

All Other Offenses	12	11	1
--------------------	----	----	---

DNR - 1 - Tucker	TOTAL	12	11	1
-------------------------	--------------	-----------	-----------	----------

Parsons PD

Aggravated Assault	3	3	0
Simple Assault	1	1	0
Intimidation	1	1	0
Burglary/Breaking & Entering	2	2	0
Destruction/Damage/Vandalism of Property	1	1	0
Shoplifting	1	1	0
All Other Offenses	1	1	0
Others	1	1	0

Parsons PD	TOTAL	11	11	0
-------------------	--------------	-----------	-----------	----------

ARRESTS (Group "A" and "B") by AGENCY

2011

# of ARRESTS	Adult Arrests	Juvenile Arrests
--------------	---------------	------------------

Parsons SP

Sexual Assault With An Object	1	1	0
Aggravated Assault	1	1	0
Simple Assault	16	16	0
Intimidation	3	3	0
Burglary/Breaking & Entering	3	3	0
Destruction/Damage/Vandalism of Property	2	2	0
False Pretenses/Swindle/Confidence Game	2	2	0
Stolen Property Offenses	1	1	0
Drug/Narcotic Violations	22	21	1
Weapon Law Violations	1	1	0
Bad Checks	4	4	0
Driving Under The Influence	13	13	0
Drunkenness	3	3	0
Family Offenses (Nonviolent)	1	1	0
Liquor Law Violations	3	3	0
All Other Offenses	13	11	2
Others	2	2	0

Parsons SP **TOTAL** **91** **88** **3**

Tucker Co SO

Aggravated Assault	7	7	0
Intimidation	2	2	0
Shoplifting	1	1	0
Drug/Narcotic Violations	1	0	1
Driving Under The Influence	6	6	0
All Other Offenses	4	4	0
Others	2	2	0

Tucker Co SO **TOTAL** **23** **22** **1**

Tucker County **TOTAL** **137** **132** **5**

Tyler County

DNR - 6 - Tyler

All Other Offenses	13	12	1
--------------------	----	----	---

DNR - 6 - Tyler **TOTAL** **13** **12** **1**

Paden City PD

Aggravated Assault	1	1	0
Shoplifting	1	1	0
Driving Under The Influence	2	2	0
Drunkenness	4	3	0
Liquor Law Violations	1	1	0

Paden City PD **TOTAL** **9** **8** **0**

ARRESTS (Group "A" and "B") by AGENCY

2011

# of ARRESTS	Adult Arrests	Juvenile Arrests
--------------	---------------	------------------

Sistersville PD

Aggravated Assault	1	1	0
Simple Assault	3	3	0
Disorderly Conduct	3	3	0
Driving Under The Influence	1	1	0
Drunkenness	2	2	0
All Other Offenses	1	1	0
Others	2	2	0
Sistersville PD			
TOTAL	13	13	0

Tyler Co SO

Sexual Assault With An Object	1	1	0
Statutory Rape	1	1	0
Aggravated Assault	18	14	4
Simple Assault	17	12	5
Intimidation	5	5	0
Burglary/Breaking & Entering	4	3	1
Destruction/Damage/Vandalism of Property	4	2	2
False Pretenses/Swindle/Confidence Game	1	1	0
Theft From Building	3	2	1
Theft From Motor Vehicle	3	1	2
Drug/Narcotic Violations	14	14	0
Pornography/Obscene Material	1	0	1
Weapon Law Violations	2	2	0
Disorderly Conduct	3	2	1
Driving Under The Influence	20	20	0
Drunkenness	2	2	0
Liquor Law Violations	1	0	1
All Other Offenses	11	10	1
Others	2	1	1
Tyler Co SO			
TOTAL	113	93	20

Tyler	County	TOTAL	148	126	21
--------------	---------------	--------------	------------	------------	-----------

UPSHUR County

BCI - Buckhannon

Bribery	2	2	0
Welfare Fraud	1	1	0
BCI - Buckhannon			
TOTAL	3	3	0

ARRESTS (Group "A" and "B") by AGENCY

2011

# of ARRESTS	Adult Arrests	Juvenile Arrests
--------------	---------------	------------------

Buckhannon PD

	# of ARRESTS	Adult Arrests	Juvenile Arrests
Aggravated Assault	3	3	0
Simple Assault	49	42	7
Intimidation	6	5	1
Robbery	1	1	0
Burglary/Breaking & Entering	4	4	0
Counterfeiting/Forgery	1	1	0
Destruction/Damage/Vandalism of Property	8	7	1
False Pretenses/Swindle/Confidence Game	4	4	0
Credit Card/Automatic Teller Fraud	1	1	0
Shoplifting	55	43	12
Theft From Building	6	5	1
Theft From Motor Vehicle	1	0	1
Motor Vehicle Theft	2	1	1
Drug/Narcotic Violations	28	25	3
Weapon Law Violations	1	1	0
Bad Checks	1	1	0
Disorderly Conduct	4	4	0
Driving Under The Influence	45	45	0
Drunkenness	8	8	0
Liquor Law Violations	25	20	5
Trespass of Real Property	6	6	0
All Other Offenses	51	45	6
Others	17	15	2
Buckhannon PD	327	287	40
TOTAL	327	287	40

ARRESTS (Group "A" and "B") by AGENCY

2011

# of ARRESTS	Adult Arrests	Juvenile Arrests
--------------	---------------	------------------

Buckhannon SP

Sexual Assault With An Object	1	0	1
Statutory Rape	1	1	0
Aggravated Assault	3	3	0
Simple Assault	33	31	2
Intimidation	12	12	0
Burglary/Breaking & Entering	4	4	0
Counterfeiting/Forgery	4	4	0
Destruction/Damage/Vandalism of Property	4	4	0
False Pretenses/Swindle/Confidence Game	3	3	0
Shoplifting	5	5	0
Theft of Motor Vehicle Parts/Accessories	1	1	0
Stolen Property Offenses	1	1	0
Drug/Narcotic Violations	4	4	0
Weapon Law Violations	1	1	0
Driving Under The Influence	10	10	0
Drunkenness	1	1	0
Liquor Law Violations	2	2	0
Trespass of Real Property	1	1	0
All Other Offenses	21	20	1
Others	7	6	1

Buckhannon SP	TOTAL	119	114	5
----------------------	--------------	------------	------------	----------

DNR - 3 - Upshur Co

Drug/Narcotic Violations	2	2	0
Weapon Law Violations	4	3	1
All Other Offenses	134	128	3

DNR - 3 - Upshur Co	TOTAL	140	133	4
----------------------------	--------------	------------	------------	----------

ARRESTS (Group "A" and "B") by AGENCY

2011

# of ARRESTS	Adult Arrests	Juvenile Arrests
--------------	---------------	------------------

Upshur Co SO

Murder and Nonnegligent Manslaughter	1	1	0
Aggravated Assault	1	1	0
Simple Assault	33	33	0
Intimidation	3	3	0
Kidnaping/Abduction	1	1	0
Burglary/Breaking & Entering	2	2	0
Counterfeiting/Forgery	2	2	0
Destruction/Damage/Vandalism of Property	8	8	0
False Pretenses/Swindle/Confidence Game	2	2	0
Shoplifting	2	2	0
Drug/Narcotic Violations	6	6	0
Weapon Law Violations	3	3	0
Bad Checks	1	1	0
Driving Under The Influence	5	5	0
Trespass of Real Property	1	1	0
All Other Offenses	17	17	0
Others	9	9	0
Upshur Co SO	TOTAL	97	97
Upshur	County	TOTAL	686
			634
			49

Wayne County

Ceredo PD

Aggravated Assault	1	1	0
Destruction/Damage/Vandalism of Property	1	1	0
Theft From Building	1	1	0
Stolen Property Offenses	1	1	0
Driving Under The Influence	29	29	0
Drunkness	2	2	0
All Other Offenses	2	2	0
Others	1	1	0
Ceredo PD	TOTAL	38	38
DNR - 5 - Wayne			
All Other Offenses	65	62	3
DNR - 5 - Wayne	TOTAL	65	62
			3

ARRESTS (Group "A" and "B") by AGENCY

2011

# of ARRESTS	Adult Arrests	Juvenile Arrests
--------------	---------------	------------------

Fort Gay PD				
Simple Assault	3	3	0	
Burglary/Breaking & Entering	3	3	0	
Drug/Narcotic Violations	1	1	0	
Driving Under The Influence	6	6	0	
Drunkenness	3	3	0	
Others	1	1	0	
Fort Gay PD	TOTAL	17	17	0
Kenova PD				
Aggravated Assault	1	1	0	
Simple Assault	13	13	0	
Intimidation	1	1	0	
Burglary/Breaking & Entering	2	2	0	
Destruction/Damage/Vandalism of Property	1	1	0	
Shoplifting	1	1	0	
Theft From Motor Vehicle	1	1	0	
Motor Vehicle Theft	1	1	0	
Stolen Property Offenses	1	1	0	
Drug/Narcotic Violations	5	4	1	
Drug Equipment Violations	3	3	0	
Driving Under The Influence	32	31	1	
Drunkenness	4	4	0	
Liquor Law Violations	3	1	2	
Runaway	2	0	2	
All Other Offenses	23	23	0	
Others	3	3	0	
Kenova PD	TOTAL	97	91	6
Wayne Co SO				
Aggravated Assault	1	1	0	
Simple Assault	63	63	0	
Burglary/Breaking & Entering	6	6	0	
Disorderly Conduct	1	1	0	
Driving Under The Influence	51	51	0	
All Other Offenses	14	14	0	
Others	2	2	0	
Wayne Co SO	TOTAL	138	138	0
Wayne PD				
Driving Under The Influence	1	1	0	
Others	1	1	0	
Wayne PD	TOTAL	2	2	0

ARRESTS (Group "A" and "B") by AGENCY

2011

# of ARRESTS	Adult Arrests	Juvenile Arrests
--------------	---------------	------------------

Wayne SP

Forcible Sodomy		1	1	0	
Forcible Fondling		3	3	0	
Incest		2	2	0	
Aggravated Assault		9	9	0	
Simple Assault		64	62	1	
Intimidation		1	1	0	
Robbery		4	4	0	
Burglary/Breaking & Entering		15	15	0	
Counterfeiting/Forgery		6	6	0	
Destruction/Damage/Vandalism of Property		9	8	1	
False Pretenses/Swindle/Confidence Game		4	4	0	
Credit Card/Automatic Teller Fraud		2	2	0	
Shoplifting		38	36	2	
Theft From Building		1	1	0	
Theft From Motor Vehicle		2	2	0	
Theft of Motor Vehicle Parts/Accessories		1	1	0	
Motor Vehicle Theft		4	4	0	
Stolen Property Offenses		4	4	0	
Drug/Narcotic Violations		41	39	2	
Weapon Law Violations		2	2	0	
Disorderly Conduct		5	5	0	
Driving Under The Influence		15	15	0	
Drunkenness		7	7	0	
Liquor Law Violations		6	4	2	
Runaway		1	0	1	
Trespass of Real Property		1	1	0	
All Other Offenses		32	32	0	
Others		27	25	2	
Wayne SP	TOTAL	307	295	11	
Wayne	County	TOTAL	664	643	20

Webster County

DNR - 3 - Webster

Simple Assault		1	1	0
Drug/Narcotic Violations		4	4	0
Weapon Law Violations		2	2	0
All Other Offenses		130	128	1
DNR - 3 - Webster	TOTAL	137	135	1

ARRESTS (Group "A" and "B") by AGENCY

2011

# of ARRESTS	Adult Arrests	Juvenile Arrests
--------------	---------------	------------------

Upperglade SP

Forcible Sodomy	1	1	0
Forcible Fondling	1	1	0
Aggravated Assault	12	12	0
Simple Assault	5	5	0
Intimidation	5	5	0
Burglary/Breaking & Entering	4	4	0
Destruction/Damage/Vandalism of Property	11	11	0
False Pretenses/Swindle/Confidence Game	3	3	0
Shoplifting	4	4	0
Theft From Building	1	1	0
Theft From Motor Vehicle	1	1	0
Motor Vehicle Theft	1	1	0
Stolen Property Offenses	3	3	0
Drug/Narcotic Violations	36	36	0
Pornography/Obscene Material	1	1	0
Weapon Law Violations	3	3	0
Driving Under The Influence	10	10	0
Drunkenness	1	1	0
Trespass of Real Property	1	1	0
All Other Offenses	22	22	0
Others	5	5	0
Upperglade SP	TOTAL	131	131
Webster	County	TOTAL	268
		266	1

Wetzel County

DNR - 1 - Wetzel			
All Other Offenses	14	13	1
DNR - 1 - Wetzel	TOTAL	14	13
			1

ARRESTS (Group "A" and "B") by AGENCY

2011

# of ARRESTS	Adult Arrests	Juvenile Arrests
--------------	---------------	------------------

Hundred SP

Aggravated Assault	3	0	3
Simple Assault	9	9	0
Intimidation	1	0	1
Burglary/Breaking & Entering	2	1	1
Counterfeiting/Forgery	12	12	0
Destruction/Damage/Vandalism of Property	3	3	0
False Pretenses/Swindle/Confidence Game	1	1	0
Theft From Building	1	1	0
Drug/Narcotic Violations	8	8	0
Weapon Law Violations	1	1	0
Bad Checks	1	1	0
Driving Under The Influence	7	7	0
Liquor Law Violations	1	1	0
Trespass of Real Property	1	1	0
All Other Offenses	8	5	3
Others	5	5	0

Hundred SP	TOTAL	64	56	8
-------------------	--------------	-----------	-----------	----------

New Martinsville PD

Simple Assault	6	6	0
Shoplifting	6	5	1
Drug/Narcotic Violations	2	2	0
Disorderly Conduct	1	1	0
Driving Under The Influence	1	1	0
Others	1	1	0

New Martinsville PD	TOTAL	17	16	1
----------------------------	--------------	-----------	-----------	----------

ARRESTS (Group "A" and "B") by AGENCY

2011

# of ARRESTS	Adult Arrests	Juvenile Arrests
--------------	---------------	------------------

Paden City SP

Sexual Assault With An Object	1	1	0
Aggravated Assault	1	1	0
Simple Assault	4	4	0
Intimidation	2	2	0
Kidnaping/Abduction	2	2	0
Robbery	1	1	0
Counterfeiting/Forgery	1	1	0
Destruction/Damage/Vandalism of Property	3	3	0
Impersonation	1	1	0
Stolen Property Offenses	2	2	0
Drug/Narcotic Violations	5	5	0
Weapon Law Violations	2	2	0
Disorderly Conduct	1	1	0
Driving Under The Influence	7	7	0
Trespass of Real Property	3	3	0
All Other Offenses	7	7	0
Others	3	3	0
Paden City SP	TOTAL	46	46
			0

Wetzel Co SO

Aggravated Assault	3	3	0
Simple Assault	13	13	0
Burglary/Breaking & Entering	1	1	0
Counterfeiting/Forgery	1	1	0
False Pretenses/Swindle/Confidence Game	1	1	0
Shoplifting	1	1	0
Drug/Narcotic Violations	7	7	0
Weapon Law Violations	1	1	0
Driving Under The Influence	7	7	0
Trespass of Real Property	1	1	0
All Other Offenses	4	4	0
Others	1	1	0
Wetzel Co SO	TOTAL	41	41
			0
Wetzel	County	TOTAL	182
			172
			10

Wirt County

DNR - 6 - Wirt

All Other Offenses	46	45	1
DNR - 6 - Wirt	TOTAL	46	45
			1

ARRESTS (Group "A" and "B") by AGENCY

2011

# of ARRESTS	Adult Arrests	Juvenile Arrests
--------------	---------------	------------------

Elizabeth SP

Aggravated Assault	5	5	0
Simple Assault	10	10	0
Intimidation	6	6	0
Burglary/Breaking & Entering	1	1	0
Counterfeiting/Forgery	2	2	0
Destruction/Damage/Vandalism of Property	4	4	0
False Pretenses/Swindle/Confidence Game	1	1	0
Shoplifting	2	2	0
Drug/Narcotic Violations	3	3	0
Weapon Law Violations	1	1	0
Driving Under The Influence	10	10	0
Drunkenness	2	2	0
Family Offenses (Nonviolent)	1	1	0
Liquor Law Violations	1	1	0
All Other Offenses	5	5	0
Others	4	4	0
Elizabeth SP	TOTAL	58	58
			0

Wirt Co SO

Forcible Rape	1	1	0
Aggravated Assault	1	1	0
Intimidation	1	1	0
False Pretenses/Swindle/Confidence Game	1	1	0
Drug/Narcotic Violations	3	3	0
Bad Checks	1	1	0
Drunkenness	1	1	0
Family Offenses (Nonviolent)	2	2	0
All Other Offenses	5	5	0
Others	2	2	0
Wirt Co SO	TOTAL	18	18
			0

Wirt	County	TOTAL	122	121	1
-------------	---------------	--------------	------------	------------	----------

Wood County

DNR - 6 - Wood

Drug/Narcotic Violations	2	2	0
All Other Offenses	99	92	7
DNR - 6 - Wood	TOTAL	101	94
			7

ARRESTS (Group "A" and "B") by AGENCY

2011

# of ARRESTS	Adult Arrests	Juvenile Arrests
--------------	---------------	------------------

Parkersburg PD

Forcible Rape	1	1	0	
Aggravated Assault	60	59	1	
Simple Assault	148	145	3	
Intimidation	15	15	0	
Robbery	4	4	0	
Burglary/Breaking & Entering	29	29	0	
Counterfeiting/Forgery	13	13	0	
Destruction/Damage/Vandalism of Property	28	28	0	
False Pretenses/Swindle/Confidence Game	6	6	0	
Credit Card/Automatic Teller Fraud	2	2	0	
Impersonation	1	1	0	
Purse-snatching	1	1	0	
Shoplifting	8	8	0	
Theft From Building	5	5	0	
Theft From Motor Vehicle	3	3	0	
Motor Vehicle Theft	4	4	0	
Stolen Property Offenses	4	4	0	
Drug/Narcotic Violations	40	39	1	
Weapon Law Violations	6	5	1	
Bad Checks	2	2	0	
Curfew/Loitering/Vagrancy Violations	1	1	0	
Disorderly Conduct	46	45	1	
Driving Under The Influence	87	86	1	
Drunkenness	34	34	0	
Liquor Law Violations	5	3	2	
Trespass of Real Property	3	3	0	
All Other Offenses	106	106	0	
Others	37	37	0	
Parkersburg PD	TOTAL	699	689	10

ARRESTS (Group "A" and "B") by AGENCY

2011

# of ARRESTS	Adult Arrests	Juvenile Arrests
--------------	---------------	------------------

Parkersburg SP

Forcible Rape	1	1	0
Forcible Fondling	1	1	0
Aggravated Assault	4	3	1
Simple Assault	14	13	1
Intimidation	3	3	0
Burglary/Breaking & Entering	6	6	0
Destruction/Damage/Vandalism of Property	5	4	0
Extortion/Blackmail	1	1	0
False Pretenses/Swindle/Confidence Game	4	4	0
Credit Card/Automatic Teller Fraud	1	1	0
Shoplifting	2	2	0
Motor Vehicle Theft	1	1	0
Stolen Property Offenses	2	2	0
Drug/Narcotic Violations	88	84	4
Weapon Law Violations	2	2	0
Disorderly Conduct	4	4	0
Driving Under The Influence	72	70	2
Drunkenness	7	7	0
Family Offenses (Nonviolent)	1	1	0
Liquor Law Violations	9	8	1
All Other Offenses	28	28	0
Others	16	16	0

Parkersburg SP	TOTAL	272	262	9
-----------------------	--------------	------------	------------	----------

tf Parkersburg Vio Crime

Drug/Narcotic Violations	4	4	0
--------------------------	---	---	---

tf Parkersburg Vio Crime Narc TOTAL	4	4	0
--	----------	----------	----------

ARRESTS (Group "A" and "B") by AGENCY

2011

# of ARRESTS	Adult Arrests	Juvenile Arrests
--------------	---------------	------------------

Vienna PD

Aggravated Assault	1	1	0
Simple Assault	19	17	2
Intimidation	1	1	0
Arson	1	1	0
Burglary/Breaking & Entering	1	1	0
Counterfeiting/Forgery	1	1	0
Destruction/Damage/Vandalism of Property	4	4	0
False Pretenses/Swindle/Confidence Game	3	3	0
Credit Card/Automatic Teller Fraud	2	2	0
Shoplifting	5	5	0
Theft From Motor Vehicle	1	1	0
Drug/Narcotic Violations	3	3	0
Weapon Law Violations	1	1	0
Bad Checks	1	1	0
Disorderly Conduct	2	2	0
Driving Under The Influence	24	24	0
Drunkenness	1	1	0
All Other Offenses	17	17	0
Others	26	26	0

Vienna PD	TOTAL	114	112	2
------------------	--------------	------------	------------	----------

Williamstown PD

Intimidation	1	1	0
Driving Under The Influence	1	1	0
Others	1	1	0

Williamstown PD	TOTAL	3	3	0
------------------------	--------------	----------	----------	----------

ARRESTS (Group "A" and "B") by AGENCY

2011

# of ARRESTS	Adult Arrests	Juvenile Arrests
--------------	---------------	------------------

Wood Co SO

Murder and Nonnegligent Manslaughter	1	1	0		
Forcible Fondling	2	2	0		
Aggravated Assault	32	32	0		
Simple Assault	22	21	1		
Intimidation	7	7	0		
Robbery	2	2	0		
Burglary/Breaking & Entering	9	9	0		
Destruction/Damage/Vandalism of Property	5	5	0		
Credit Card/Automatic Teller Fraud	1	1	0		
Shoplifting	14	14	0		
Theft From Building	1	1	0		
Motor Vehicle Theft	2	2	0		
Stolen Property Offenses	1	1	0		
Drug/Narcotic Violations	19	19	0		
Weapon Law Violations	9	8	1		
Bad Checks	3	3	0		
Disorderly Conduct	13	13	0		
Driving Under The Influence	69	69	0		
Drunkenness	26	26	0		
Liquor Law Violations	13	12	1		
Trespass of Real Property	3	3	0		
All Other Offenses	93	93	0		
Others	10	10	0		
Wood Co SO	TOTAL	357	354	3	
Wood	County	TOTAL	1,550	1,518	31

Wyoming County

DNR - 4 - Wyoming

Drug/Narcotic Violations	2	2	0	
Bad Checks	1	1	0	
All Other Offenses	57	55	2	
DNR - 4 - Wyoming	TOTAL	60	58	2

ARRESTS (Group "A" and "B") by AGENCY

2011

# of ARRESTS	Adult Arrests	Juvenile Arrests
--------------	---------------	------------------

Jesse SP				
Forcible Fondling	3	3	0	
Aggravated Assault	5	5	0	
Simple Assault	5	5	0	
Intimidation	2	2	0	
Robbery	2	2	0	
Burglary/Breaking & Entering	3	3	0	
Destruction/Damage/Vandalism of Property	2	2	0	
Drug/Narcotic Violations	7	7	0	
Weapon Law Violations	2	2	0	
Driving Under The Influence	2	2	0	
Liquor Law Violations	1	1	0	
Trespass of Real Property	1	1	0	
All Other Offenses	14	14	0	
Others	2	2	0	
Jesse SP	TOTAL	51	51	0
Oceana PD				
Aggravated Assault	8	8	0	
Simple Assault	1	1	0	
Driving Under The Influence	1	1	0	
All Other Offenses	2	2	0	
Others	1	1	0	
Oceana PD	TOTAL	13	13	0
Wyoming Co SO				
Aggravated Assault	2	2	0	
Simple Assault	1	1	0	
Burglary/Breaking & Entering	5	5	0	
Destruction/Damage/Vandalism of Property	1	1	0	
Theft From Building	2	2	0	
Drug/Narcotic Violations	3	3	0	
Weapon Law Violations	1	1	0	
All Other Offenses	3	3	0	
Others	5	5	0	
Wyoming Co SO	TOTAL	23	23	0
Wyoming County	TOTAL	147	145	2

ARRESTS (Group "A" and "B") by AGENCY

2011

		# of ARRESTS	Adult Arrests	Juvenile Arrests
WEST VIRGINIA	TOTAL	62,235	59,787	2,373

NOTE

Some arrests did not report an age, so they could not be counted in either the juvenile or adult category. This explains why sometimes the two columns do NOT add to the total in the # of Arrests column.

This report only counts the one arrest listed in the incident for the person arrested. It does not include additional offenses in the incident that were cleared by the arrest.

Section III

Special Topics

Seized Drug Report Summary

2011

"Crack" Cocaine

Drug Type Measure	Quantity
Dose Units/Items	81.74
Gallon	1.10
Gram	1,257.68
Ounce	7.33

Additional Drug Types Beyond the two already reported

Drug Type Measure	Quantity
-------------------	----------

Amphetamines/Methamphetamines

Drug Type Measure	Quantity
Dose Units/Items	356.32
Fluid Ounce	3.00
Gallon	4.00
Gram	205.34
Milliliter	1.00
Not Reported	5.00
Ounce	42.00

Barbituates

Drug Type Measure	Quantity
Dose Units/Items	414.52
Gram	500.00

Cocaine

Drug Type Measure	Quantity
Dose Units/Items	95.14
Fluid Ounce	1.70
Gram	1,831.96
Kilogram	
Not Reported	4.00
Ounce	27.55

Hashish

Drug Type Measure	Quantity
Dose Units/Items	0.01
Gram	13.05
Ounce	3.60

Heroin

Drug Type Measure	Quantity
Dose Units/Items	695.38
Fluid Ounce	1.00
Gram	741.03
Kilogram	0.01
Not Reported	1.00
Ounce	0.00

LSD

Drug Type Measure	Quantity
Dose Units/Items	2.10
Gram	6.00

Seized Drug Report Summary

2011

Marijuana

Drug Type Measure	Quantity
Dose Units/Items	1,275.62
Fluid Ounce	5.00
Gallon	32.70
Gram	37,362.30
Kilogram	7.72
Milliliter	1.00
Not Reported	61.00
Number of Plants	8,043.32
Ounce	241.79
Pound	142.40

Morphine

Drug Type Measure	Quantity
Dose Units/Items	3,592.60
Fluid Ounce	2.00
Gram	37.00
Milliliter	1.00

Opium

Drug Type Measure	Quantity
Dose Units/Items	277.14
Gram	65.00
Ounce	0.25

Other Depressants (Glutethimide, Quaaludes, etc.)

Drug Type Measure	Quantity
Dose Units/Items	3,094.77
Gram	5.00
Milliliter	9.00
Not Reported	1.00
Ounce	13.00

Other Drugs (Antidepressants, Tranquilizers, etc.)

Drug Type Measure	Quantity
Dose Units/Items	8,020.26
Fluid Ounce	2.00
Gram	15,777.54
Milliliter	8.00
Not Reported	13.00
Ounce	77.30

Other Hallucinogens (BMDA, DMT, Mescaline, Peyote, etc.)

Drug Type Measure	Quantity
Dose Units/Items	37.26
Gram	20.02
Milliliter	1.00
Ounce	0.02
Pound	2.00

Seized Drug Report Summary

2011

Other Narcotics (Codeine, Demerol, Dilaudid, Methadone, etc.)

Drug Type Measure	Quantity
Dose Units/Items	31,684.99
Fluid Ounce	20.00
Gallon	1.00
Gram	7,488.86
Kilogram	9.00
Milliliter	33.00
Not Reported	6.00
Ounce	18.50
Pound	43.00

Other Stimulants (Adipex, Fastine, Benzadrine, etc.)

Drug Type Measure	Quantity
Dose Units/Items	1,586.53
Gram	182.60
Not Reported	4.00

PCP

Drug Type Measure	Quantity
Dose Units/Items	6.00
Fluid Ounce	6.00
Milliliter	1.00

Unknown Type Drug

Drug Type Measure	Quantity
Dose Units/Items	1,791.45
Fluid Ounce	2.00
Gram	158.81
Kilogram	
Milliliter	0.00
Not Reported	12.00
Ounce	2.00

DOMESTIC VIOLENCE

2011

Domestic violence is a phenomenon that erodes the infrastructure of our families; our social makeup and our culture as well threaten the integrity of our future. Because the West Virginia legislature has recognized the importance of addressing this issue, the WV code (§ 48-27-101) expresses that:

- ***“Every person has a right to be safe and secure in his or her home and family and to be free from domestic violence.***
- ***Children are often physically assaulted or witness violence against one of their parents or other family or household members, violence which too often untimely results in death. These children may suffer deep and lasting emotional harm from victimization and exposure from domestic violence.***
- ***Domestic violence is a major health and law enforcement problem with enormous costs to the state in both dollars and human lives. It affects people of all racial and ethnic backgrounds and all socioeconomic classes; and***
- ***Domestic violence can be deterred, prevented or reduced by legal intervention that treats this problem with the seriousness that it deserves.”***

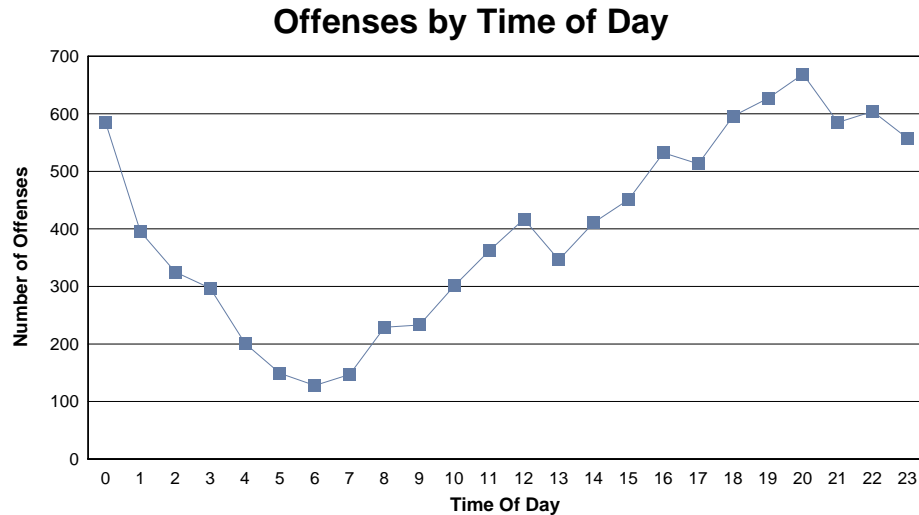
“Domestic violence “or “abuse” in West Virginia is defined by §48-27-202 as the occurrence of one or more of the following acts between family or household members:

- ***“Attempting to cause or intentionally knowingly or recklessly causing physical harm to another with or without dangerous or deadly weapons;***
- ***Placing another in reasonable apprehension of physical harm;***
- ***Creating fear of physical harm by harassment, psychological abuse or threatening acts;***
- ***Committing either sexual assault or sexual abuse...;***
- ***Holding, confining detaining or abducting another person against that person’s will.”***

The following reports summarize the information on Domestic Violence in West Virginia as reported to law enforcement during 2011.

Domestic Violence

2011 Offenses and Time of Day



	0.00	1.00	2.00	3.00	4.00	5.00	6.00	7.00	8.00	9.00	10.00	11.00	12.00	13.00	14.00	15.00	16.00	17.00	18.00	19.00	20.00	21.00	22.00	23.00	Total	
Aggravated Assault	86	53	43	40	23	31	18	24	26	30	30	44	63	39	58	75	81	71	76	83	93	79	75	77	77	1,318
Forcible Fondling	20	5	3	0	0	1	2	1	14	4	8	8	11	6	3	7	7	3	7	6	1	2	1	5	5	125
Forcible Rape	19	3	2	1	0	3	0	2	6	4	3	0	9	1	1	7	0	1	4	4	4	1	7	4	4	86
Forcible Sodomy	2	0	0	0	0	0	0	0	0	1	0	0	0	0	0	0	2	1	2	1	0	0	0	2	2	11
Incest	6	1	0	0	0	0	0	0	0	0	0	0	1	1	0	0	0	0	0	0	0	0	0	1	1	10
Intimidation	72	33	20	16	16	10	11	13	39	42	32	31	51	52	39	51	54	54	55	62	75	64	66	39	39	997
Kidnaping/Abduction	2	1	0	1	1	2	0	0	2	2	1	1	2	4	1	2	1	3	1	1	6	1	1	4	4	40
Murder and Nonnegligent Mansl	1	1	0	1	1	0	0	4	1	0	0	4	2	2	1	1	2	0	1	1	1	2	1	3	3	30
Sexual Assault With An Object	9	1	2	1	1	2	1	0	4	5	0	1	2	1	3	0	4	3	0	1	2	5	1	1	1	50
Simple Assault	366	297	255	237	159	100	96	102	137	144	226	272	274	240	305	307	380	377	448	468	487	431	452	420	420	6,980
Statutory Rape	2	0	0	0	0	0	0	1	0	1	1	1	2	0	0	1	1	0	2	0	0	0	0	1	1	13
Total	585	395	325	297	201	149	128	147	229	233	301	362	417	346	411	451	532	513	596	627	669	585	604	557	9,660	

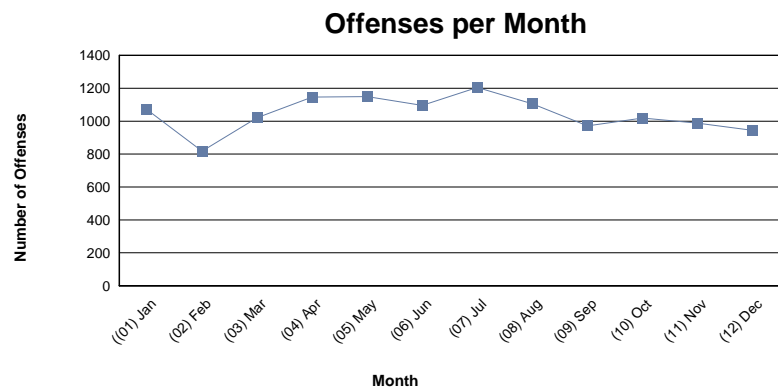
NOTE

An INCIDENT (or investigation) may involve more than one offense. This explains why domestic violence totals vary in different reports.

Times are listed in military time. Offenses that did not have a time reported were not included in this report.

Offenses and Incident Month

2011 Domestic Violence



	((01) Jan	(02) Feb	(03) Mar	(04) Apr	(05) May	(06) Jun	(07) Jul	(08) Aug	(09) Sep	(10) Oct	(11) Nov	(12) Dec	Total
Aggravated Assault	193	169	175	213	204	175	218	153	131	152	147	129	2,059
Forcible Fondling	19	11	22	21	15	33	17	20	3	12	14	8	195
Forcible Rape	9	4	15	14	17	13	11	10	7	6	10	12	128
Forcible Sodomy	2	2	0	1	1	2	0	2	3	3	1	0	17
Incest	0	0	3	1	3	6	1	2	0	0	4	0	20
Intimidation	81	82	97	123	109	86	108	115	116	101	105	97	1,220
Kidnaping/Abduction	3	2	7	6	7	5	10	7	6	5	5	1	64
Murder and Nonnegligent Manslaughter	2	3	2	4	8	3	4	4	3	1	3	4	41
Sexual Assault With An Object	17	8	5	1	10	7	5	7	9	9	3	5	86
Simple Assault	744	534	694	762	772	765	830	784	693	729	692	687	8,686
Statutory Rape	1	3	1	0	3	1	1	2	0	1	4	1	18
Total	1,071	818	1,021	1,146	1,149	1,096	1,205	1,106	971	1,019	988	944	12,534

NOTE

An INCIDENT (or investigation) may involve more than one offense. This explains the difference in domestic violence totals in different reports.

Offenses and Victim to Offender Relationships

2011 Domestic Violence

	Child of Intimate Partner	Estranged Spouse	Homosexual Relationship	Intimate Partner	Other Household Member	Victim was Boyfriend/Girlfriend	Victim was Child	Victim was Common-Law Spouse	Victim was Ex-Spouse	Victim was Grandchild	Victim was Grandparent	Victim was Inlaw	Victim was Other Family Member	Victim was Parent	Victim was Sibling (Brother or Sister)	Victim was Spouse	Victim was Stepchild	Victim was Stepparent	Victim was Stepsibling (Stepbrother or Stepsister)	Total
Aggravated Assault	23	10	22	210	46	342	336	71	31	21	14	46	144	122	129	297	30	23	7	1,924
Forcible Fondling	5	0	0	2	14	8	45	0	0	14	1	1	56	1	15	2	13	2	6	185
Forcible Rape	2	3	0	17	8	20	15	5	1	2	0	1	17	0	12	6	11	1	2	123
Forcible Sodomy	0	0	0	3	1	0	4	0	1	1	0	0	2	1	2	2	0	0	0	17
Incest	1	0	0	0	1	0	7	0	0	2	0	0	2	0	1	0	4	1	0	19
Intimidation	5	31	10	253	18	143	37	63	69	0	15	32	55	94	58	200	5	9	0	1,097
Kidnaping/Abduction	0	0	1	15	0	9	14	2	2	0	2	0	5	4	0	9	0	0	0	63
Murder and Nonnegligent Manslaughter	1	0	0	3	0	4	7	1	0	0	0	0	3	5	3	9	1	0	0	37

	Child of Intimate Partner	Estranged Spouse	Homosexual Relationship	Intimate Partner	Other Household Member	Victim was Boyfriend/Girlfriend	Victim was Child	Victim was Common-Law Spouse	Victim was Ex-Spouse	Victim was Grandchild	Victim was Grandparent	Victim was Inlaw	Victim was Other Family Member	Victim was Parent	Victim was Sibling (Brother or Sister)	Victim was Spouse	Victim was Stepchild	Victim was Stepparent	Victim was Stepsibling (Stepbrother or Stepsister)	Total
Sexual Assault With An Object	4	0	1	9	6	6	15	0	0	5	0	3	14	0	4	4	6	0	0	77
Simple Assault	38	115	84	1,905	265	1,115	473	582	171	29	64	129	446	768	489	1,616	105	92	18	8,504
Statutory Rape	0	0	0	4	2	3	2	0	0	0	0	0	3	0	3	0	0	0	1	18
Total	79	159	118	2,421	361	1,650	955	724	275	74	96	212	747	995	716	2,145	175	128	34	12,064

NOTE

This report lists offenses. An INCIDENT may contain more than one offense. This explains differences in domestic violence totals in various reports.

Victim/Offender Relationship and Weapon Used During Offense

2011 Domestic Violence

	Asphyxiation (by Drowning, Strangulation)	Blunt Object (Club, Hammer, etc.)	Drugs/Narcotics/Sleeping Pills	Fire/Incendiary Device	Firearm - Automatic (Type Not Stated)	Firearm (Type Not Stated)	Handgun	Handgun - Automatic	Knife/Cutting Instrument (Icepick, etc.)	Motor Vehicle (When Used as Weapon)	None	Other	Other Firearm	Personal Weapons (Hands, Feet, etc.)	Poison	Rifle	Rifle - Automatic	Shotgun	Unknown	Total
Child of Intimate Partner	0	4	0	0	0	0	2	0	1	0	4	6	0	54	0	0	0	0	8	79
Estranged Spouse	0	3	0	0	0	0	1	0	2	0	28	11	0	82	0	0	0	0	2	129
Homosexual Relationship	0	10	0	0	0	0	0	0	8	0	9	7	0	83	0	0	0	1	1	119
Intimate Partner	0	52	1	0	1	7	17	0	44	5	274	174	0	1,599	0	4	1	2	50	2,231
Other Household Member	0	12	0	0	0	0	3	0	8	0	28	23	0	266	0	0	0	2	12	354
Victim was Boyfriend/Girlfriend	0	25	0	0	0	1	12	0	35	5	209	63	0	1,161	0	4	0	4	33	1,552
Victim was Child	2	16	14	1	0	3	15	2	17	7	141	126	0	532	0	6	0	7	54	943
Victim was Common-Law Spouse	0	7	0	1	0	0	9	0	10	1	97	49	0	480	1	3	0	3	14	675

	Asphyxiation (by Drowning, Strangulation)	Blunt Object (Club, Hammer, etc.)	Drugs/Narcotics/Sleeping Pills	Fire/Incendiary Device	Firearm - Automatic (Type Not Stated)	Firearm (Type Not Stated)	Handgun	Handgun - Automatic	Knife/Cutting Instrument (Icepick, etc.)	Motor Vehicle (When Used as Weapon)	None	Other	Other Firearm	Personal Weapons (Hands, Feet, etc.)	Poison	Rifle	Rifle - Automatic	Shotgun	Unknown	Total
Victim was Ex-Spouse	1	5	0	0	0	0	4	0	3	1	46	15	0	132	0	0	0	1	8	216
Victim was Grandchild	0	0	6	0	0	0	2	0	0	0	5	13	0	42	0	0	0	0	4	72
Victim was Grandparent	0	1	0	0	0	2	0	0	3	0	15	6	0	53	0	0	0	2	3	85
Victim was Inlaw	0	11	0	0	0	1	9	0	8	1	23	12	0	123	0	3	0	2	3	196
Victim was Other Family Member	0	22	3	0	0	4	15	1	18	3	106	34	0	477	0	5	1	1	23	713
Victim was Parent	1	23	0	1	0	0	7	0	21	2	133	55	0	650	0	5	0	8	23	929
Victim was Sibling (Brother or Sister)	0	30	0	0	0	3	7	0	26	4	69	47	0	478	0	5	0	3	10	682
Victim was Spouse	0	34	0	2	0	10	32	3	55	3	299	132	2	1,378	0	11	0	10	35	2,006
Victim was Stepchild	0	2	0	0	0	0	1	1	0	0	25	16	0	121	0	1	0	1	5	173
Victim was Stepparent	0	4	0	3	0	1	2	0	4	0	14	4	0	93	0	0	0	0	4	129
Victim was Stepsibling (Stepbrother or Stepsister)	0	0	0	0	0	0	0	0	3	0	3	5	0	18	0	1	0	1	3	34
Total	4	261	24	8	1	32	138	7	266	32	1528	798	2	7822	1	48	2	48	295	11,317

Victim Offense/Age and Characteristics

2011 Domestic Violence

Offense	Age Group	Victim Sex			Victim Race					Victim Ethnicity			Victim Resident Status		
		Male	Female	Unk	White	Black	Asian	Indian	Unk	Hispanic	NonHisp.	Unk	Resident	NonResident	Unk
Aggravated Assault	'00' - Unknown	17	23	1	37	3	0	0	1	0	35	4	38	1	1
	10 and Under	163	134	0	237	44	2	0	14	3	268	26	258	34	5
	11 - 12	19	20	0	33	6	0	0	0	0	38	1	35	4	0
	13 - 14	10	21	0	28	3	0	0	0	0	31	0	29	1	0
	15	9	7	0	16	0	0	0	0	0	14	1	16	0	0
	16	7	6	0	11	1	0	0	1	1	9	3	13	0	0
	17	5	5	0	9	1	0	0	0	0	9	1	10	0	0
	18	10	17	0	24	2	0	0	1	0	25	1	24	2	0
	19	8	44	0	50	1	0	0	1	1	45	5	49	3	0
	20	14	34	0	44	4	0	0	0	0	46	2	46	2	0
	21	9	34	0	38	4	0	0	1	0	38	5	36	4	0
	22	12	39	0	46	2	0	0	3	0	42	7	47	1	0
	23	13	42	0	54	1	0	0	0	0	50	3	51	3	0
	24	11	41	0	49	2	0	0	1	0	49	3	44	6	0
	25 - 29	57	181	0	216	18	1	0	3	2	216	19	219	12	1
	30 - 34	60	163	0	201	20	1	0	1	1	205	16	202	16	0
	35 - 39	60	102	0	149	10	1	0	2	0	148	12	157	3	0
	40 - 44	50	107	0	147	9	0	0	1	0	144	10	140	10	0
	45 - 49	63	90	0	146	7	0	0	0	1	141	10	143	5	0
50 - 54	28	60	0	80	8	0	0	0	0	84	4	75	8	0	
55 - 59	30	37	0	63	3	0	0	1	0	61	6	64	1	0	
60 - 64	26	17	1	42	2	0	0	0	1	38	4	41	2	0	
65 and Over	18	18	0	35	1	0	0	0	0	36	0	35	1	0	
Forcible Fondling	'00' - Unknown	1	0	0	0	0	0	0	1	0	1	0	1	0	0
	10 and Under	46	74	1	113	6	0	0	2	0	110	11	93	20	1
	11 - 12	0	13	0	12	1	0	0	0	0	12	1	11	0	0
	13 - 14	3	17	0	20	0	0	0	0	0	19	1	20	0	0
	15	1	13	0	13	1	0	0	0	0	13	1	12	1	0
	16	1	7	0	5	3	0	0	0	0	7	1	5	3	0
	17	0	2	0	2	0	0	0	0	1	1	0	1	1	0
	18	0	1	0	1	0	0	0	0	0	1	0	0	0	1
	19	0	3	0	3	0	0	0	0	0	3	0	0	2	0
	20	1	0	0	1	0	0	0	0	0	1	0	1	0	0
	25 - 29	0	3	0	3	0	0	0	0	0	2	1	3	0	0
	30 - 34	1	1	0	2	0	0	0	0	0	2	0	1	1	0
	45 - 49	0	2	0	2	0	0	0	0	0	2	0	2	0	0

Victim Offense/Age and Characteristics

2011 Domestic Violence

Offense	Age Group	Victim Sex			Victim Race					Victim Ethnicity			Victim Resident Status		
		Male	Female	Unk	White	Black	Asian	Indian	Unk	Hispanic	NonHisp.	Unk	Resident	NonResident	Unk
Forcible Rape	50 - 54	0	4	0	4	0	0	0	0	0	4	0	4	0	0
	10 and Under	1	36	0	30	4	1	0	2	0	34	3	25	8	0
	11 - 12	0	6	0	6	0	0	0	0	0	6	0	6	0	0
	13 - 14	0	13	0	11	2	0	0	0	0	13	0	12	1	0
	15	0	17	0	17	0	0	0	0	0	13	4	16	1	0
	16	0	3	0	3	0	0	0	0	0	3	0	3	0	0
	17	0	2	0	2	0	0	0	0	0	1	1	2	0	0
	18	0	1	0	1	0	0	0	0	0	1	0	1	0	0
	19	0	4	0	4	0	0	0	0	0	4	0	3	1	0
	20	0	3	0	3	0	0	0	0	0	3	0	3	0	0
	22	0	4	0	4	0	0	0	0	0	3	1	2	2	0
	24	0	5	0	5	0	0	0	0	0	5	0	5	0	0
	25 - 29	0	11	0	11	0	0	0	0	1	9	1	8	2	0
	30 - 34	0	3	0	3	0	0	0	0	0	3	0	1	1	0
	35 - 39	0	6	0	5	1	0	0	0	0	6	0	4	1	0
	40 - 44	0	2	0	2	0	0	0	0	0	2	0	2	0	0
	45 - 49	0	4	0	4	0	0	0	0	0	4	0	3	0	0
50 - 54	0	3	0	3	0	0	0	0	0	3	0	1	2	0	
55 - 59	0	1	0	1	0	0	0	0	0	1	0	1	0	0	
Forcible Sodomy	10 and Under	5	4	0	9	0	0	0	0	0	8	1	8	1	0
	13 - 14	1	1	0	2	0	0	0	0	0	2	0	2	0	0
	19	0	1	0	0	1	0	0	0	0	1	0	1	0	0
	25 - 29	0	1	0	0	1	0	0	0	0	1	0	1	0	0
	30 - 34	0	1	0	1	0	0	0	0	0	1	0	1	0	0
	35 - 39	0	2	0	2	0	0	0	0	0	2	0	2	0	0
	55 - 59	0	1	0	1	0	0	0	0	0	0	1	1	0	0
Incest	'00' - Unknown	0	1	0	1	0	0	0	0	0	1	0	1	0	0
	10 and Under	1	5	0	5	0	0	0	1	0	4	2	5	0	0
	11 - 12	0	1	0	1	0	0	0	0	0	1	0	1	0	0
	13 - 14	0	5	0	5	0	0	0	0	0	4	1	5	0	0
	15	1	3	0	4	0	0	0	0	0	4	0	4	0	0
	17	1	0	0	1	0	0	0	0	0	0	1	0	1	0
	20	0	1	0	1	0	0	0	0	0	1	0	1	0	0
Intimidation	'00' - Unknown	5	11	1	13	0	0	0	4	0	12	5	14	0	1

Victim Offense/Age and Characteristics

2011 Domestic Violence

Offense	Age Group	Victim Sex			Victim Race					Victim Ethnicity			Victim Resident Status		
		Male	Female	Unk	White	Black	Asian	Indian	Unk	Hispanic	NonHisp.	Unk	Resident	NonResident	Unk
	10 and Under	2	4	0	6	0	0	0	0	0	5	1	6	0	0
	11 - 12	1	1	0	2	0	0	0	0	0	2	0	2	0	0
	13 - 14	0	6	0	4	2	0	0	0	0	6	0	6	0	0
	15	0	5	0	5	0	0	0	0	0	5	0	5	0	0
	16	0	7	0	7	0	0	0	0	0	6	1	4	2	0
	17	0	10	0	10	0	0	0	0	0	9	1	7	1	1
	18	4	20	0	20	4	0	0	0	0	24	0	20	3	0
	19	3	19	0	18	3	0	0	1	1	20	1	19	3	0
	20	4	30	0	32	1	0	0	1	0	34	0	30	4	0
	21	4	25	0	28	1	0	0	0	0	27	2	23	3	1
	22	9	30	0	31	7	0	0	1	0	36	3	34	3	1
	23	5	30	0	33	2	0	0	0	0	34	1	32	3	0
	24	7	32	0	30	6	0	0	3	0	38	1	31	7	0
	25 - 29	21	142	1	144	15	1	0	4	1	158	5	145	10	3
	30 - 34	21	141	0	142	17	0	0	3	0	156	6	149	7	1
	35 - 39	18	108	0	118	7	0	0	1	1	122	3	117	7	0
	40 - 44	27	91	0	105	11	0	0	2	0	112	6	113	2	0
	45 - 49	25	77	1	97	6	0	0	0	2	98	2	94	4	0
	50 - 54	14	35	0	46	3	0	0	0	0	45	4	42	1	0
	55 - 59	18	26	0	40	3	0	0	1	0	40	4	37	3	0
	60 - 64	6	13	0	18	1	0	0	0	0	19	0	19	0	0
	65 and Over	11	30	0	37	3	0	0	1	0	39	2	37	1	0
Kidnaping/Abduction	'00' - Unknown	0	2	0	2	0	0	0	0	0	2	0	2	0	0
	10 and Under	4	11	0	13	1	1	0	0	0	13	2	12	0	1
	16	0	1	0	1	0	0	0	0	0	1	0	1	0	0
	18	0	2	0	2	0	0	0	0	0	1	0	1	1	0
	19	0	2	0	2	0	0	0	0	0	2	0	2	0	0
	20	0	1	0	1	0	0	0	0	0	1	0	1	0	0
	21	0	3	0	3	0	0	0	0	0	3	0	1	1	0
	24	0	2	0	2	0	0	0	0	0	2	0	1	1	0
	25 - 29	0	11	0	11	0	0	0	0	0	10	1	11	0	0
	30 - 34	2	4	0	6	0	0	0	0	0	5	1	5	1	0
	35 - 39	1	1	0	2	0	0	0	0	0	2	0	1	1	0
	40 - 44	0	4	0	3	1	0	0	0	0	4	0	3	0	0
	45 - 49	0	5	0	5	0	0	0	0	0	4	1	4	1	0
	50 - 54	1	0	0	1	0	0	0	0	0	1	0	1	0	0
	55 - 59	0	1	1	2	0	0	0	0	0	2	0	2	0	0

Victim Offense/Age and Characteristics

2011 Domestic Violence

Offense	Age Group	Victim Sex			Victim Race					Victim Ethnicity			Victim Resident Status		
		Male	Female	Unk	White	Black	Asian	Indian	Unk	Hispanic	NonHisp.	Unk	Resident	NonResident	Unk
Murder and Nonnegligent Manslaughter	65 and Over	2	2	0	4	0	0	0	0	0	4	0	4	0	0
	'00' - Unknown	3	0	0	3	0	0	0	0	0	3	0	3	0	0
	10 and Under	2	0	0	2	0	0	0	0	0	2	0	2	0	0
	13 - 14	1	0	0	1	0	0	0	0	0	1	0	1	0	0
	19	1	0	0	1	0	0	0	0	0	1	0	1	0	0
	21	0	1	0	1	0	0	0	0	0	1	0	1	0	0
	22	1	0	0	1	0	0	0	0	0	1	0	1	0	0
	23	0	1	0	1	0	0	0	0	0	1	0	0	1	0
	25 - 29	1	3	0	4	0	0	0	0	0	4	0	4	0	0
	30 - 34	1	2	0	2	1	0	0	0	0	3	0	2	0	0
	35 - 39	2	1	0	2	1	0	0	0	0	3	0	2	0	0
	40 - 44	1	2	0	3	0	0	0	0	0	3	0	3	0	0
	45 - 49	0	1	0	1	0	0	0	0	1	0	0	1	0	0
	50 - 54	1	2	0	3	0	0	0	0	0	3	0	3	0	0
	55 - 59	1	2	0	3	0	0	0	0	0	3	0	3	0	0
60 - 64	1	1	0	2	0	0	0	0	0	2	0	1	0	0	
65 and Over	0	5	0	5	0	0	0	0	0	5	0	5	0	0	
Sexual Assault With An Object	10 and Under	15	31	0	43	2	0	0	1	0	45	1	38	4	0
	11 - 12	0	3	0	2	1	0	0	0	0	3	0	3	0	0
	13 - 14	0	8	0	8	0	0	0	0	0	8	0	8	0	0
	15	0	4	0	4	0	0	0	0	0	4	0	3	0	0
	16	0	4	0	4	0	0	0	0	0	4	0	4	0	0
	17	0	2	0	2	0	0	0	0	0	2	0	2	0	0
	19	0	1	0	1	0	0	0	0	0	1	0	1	0	0
	20	0	2	0	2	0	0	0	0	0	2	0	2	0	0
	22	0	1	0	1	0	0	0	0	0	1	0	0	1	0
	25 - 29	0	3	0	3	0	0	0	0	0	3	0	2	0	0
	30 - 34	1	3	0	4	0	0	0	0	0	4	0	3	1	0
	35 - 39	1	1	0	2	0	0	0	0	0	1	1	1	0	0
	40 - 44	0	1	0	1	0	0	0	0	0	1	0			
	45 - 49	2	0	0	2	0	0	0	0	0	2	0	2	0	0
	50 - 54	0	3	0	3	0	0	0	0	0	3	0	2	0	0
Simple Assault	'00' - Unknown	27	58	3	65	3	1	0	19	0	61	26	75	6	5
	10 and Under	86	75	1	131	15	0	0	16	2	143	14	147	3	3
	11 - 12	25	29	0	48	6	0	0	0	0	48	6	48	4	0

Victim Offense/Age and Characteristics

2011 Domestic Violence

Offense	Age Group	Victim Sex			Victim Race					Victim Ethnicity			Victim Resident Status		
		Male	Female	Unk	White	Black	Asian	Indian	Unk	Hispanic	NonHisp.	Unk	Resident	NonResident	Unk
	13 - 14	30	57	0	69	17	0	0	1	0	78	9	75	7	1
	15	25	61	0	70	16	0	0	0	0	83	3	71	4	1
	16	21	64	0	77	7	0	0	1	1	76	8	69	8	0
	17	50	85	0	119	15	0	0	1	0	121	14	121	8	0
	18	44	179	0	188	34	0	0	1	0	206	17	188	19	1
	19	50	206	0	215	35	0	1	5	4	233	19	223	23	2
	20	53	221	0	233	36	0	0	5	6	251	17	228	22	2
	21	56	207	0	238	23	0	0	2	1	239	22	224	16	3
	22	53	257	0	284	21	0	0	5	0	287	23	265	26	2
	23	52	240	0	256	32	0	0	4	2	272	18	256	15	2
	24	53	234	0	256	30	0	1	0	3	268	15	228	25	0
	25 - 29	261	1,029	0	1,143	127	2	1	17	10	1,187	93	1,059	92	4
	30 - 34	253	866	0	1,008	95	4	1	11	8	1,016	94	952	70	4
	35 - 39	207	798	1	927	65	4	0	10	7	922	76	875	59	2
	40 - 44	209	593	0	741	53	0	0	8	4	743	55	715	30	5
	45 - 49	171	478	1	599	45	1	0	5	4	589	57	568	32	2
	50 - 54	127	312	1	398	39	1	0	2	2	411	25	387	19	1
	55 - 59	105	174	0	254	18	1	1	5	1	256	21	237	17	2
	60 - 64	64	98	0	149	13	0	0	0	0	150	12	144	5	0
	65 and Over	89	113	0	195	6	0	0	1	1	182	17	170	12	1
Statutory Rape	10 and Under	0	2	0	2	0	0	0	0	0	1	1	2	0	0
	13 - 14	0	10	0	10	0	0	0	0	0	10	0	4	2	0
	15	1	3	0	4	0	0	0	0	0	4	0	3	0	0
	16	0	1	0	1	0	0	0	0	0	1	0	0	0	0
	17	0	1	0	1	0	0	0	0	0	1	0	1	0	0
	Total	3,125	9,017	14	10,928	1,022	22	5	179	74	11,157	892	10,534	769	61

NOTE

This report lists offenses. An INCIDENT may contain more than one offense. This explains difference in domestic violence totals in various reports.

Domestic Violence

2011

	Total Investigations	Is the Complainant the Victim?	Repeat Complainants	How many previous calls?	Extent of Abuse				Action Taken			Average Response Time in minutes	Total Time Involved in hours
					Simple Assaults	Aggravated Assaults	Homicides	Other	Arrest	Referral	Other		
Barbour County													
Barbour Co SO	8	11	6	8	7	0	0	8	2	0	13	14	305
Belington PD	6	9	7	12	2	10	0	0	12	1	1	10	12
Philippi PD	17	13	4	4	1	12	0	4	7	2	8	599	239
Philippi SP	16	23	2	10	28	8	0	10	12	1	33	45	96
TOTAL for Barbour County	47	56	19	34	38	30	0	22	33	4	55	236	652
Berkeley County													
Berkeley Co SO	343	296	79	123	483	18	0	42	385	6	152	16	577
Martinsburg PD	193	227	109	267	214	27	0	36	213	0	64	3	295
Martinsburg SP	229	262	110	215	191	65	4	94	223	20	141	16	586
TOTAL for Berkeley County	765	785	298	605	888	110	4	172	821	26	357	13	1,458
Boone County													
Boone Co SO	23	23	0	0	4	16	0	3	2	20	1	18	47
Madison SP	57	59	17	99	48	6	1	15	39	12	19	17	201
Whitesville SP	15	29	22	37	20	7	0	7	33	0	1	69	196

	Total Investigations	Is the Complainant the Victim?	Repeat Complainants	How many previous calls?	Extent of Abuse				Action Taken			Average Response Time in minutes	Total Time Involved in hours
					Simple Assaults	Aggravated Assaults	Homicides	Other	Arrest	Referral	Other		
TOTAL for Boone County	95	111	39	136	72	29	1	25	74	32	21	26	444
Braxton County													
Braxton Co SO	22	24	3	3	7	6	0	12	15	5	5	9	55
Sutton SP	53	59	27	42	59	6	0	19	56	7	21	110	203
TOTAL for Braxton County	75	83	30	45	66	12	0	31	71	12	26	81	258
Brooke County													
Brooke Co SO	36	38	15	9	31	5	0	2	23	7	12	24	48
Follansbee PD	13	13	4	13	12	0	0	4	10	4	2	3	30
Wellsburg PD	24	26	6	5	24	0	0	2	17	6	5	7	23
Wellsburg SP	8	7	0	3	1	0	0	7	0	0	8	30	16
TOTAL for Brooke County	81	84	25	30	68	5	0	15	50	17	27	16	117
Cabell County													
Cabell CO SO	130	138	8	8	131	10	1	40	94	1	89	22	251
Barboursville PD	26	31	9	13	31	0	0	7	7	37	6	7	58
Huntington PD	402	447	10	75	413	10	1	28	185	8	259	18	623
Milton PD	5	5	0	5	4	0	0	1	4	0	1	2	10
Marshall Univ Police	5	7	1	0	5	0	0	3	4	0	4	3	151
Huntington SP	87	86	27	82	76	8	0	35	51	32	36	11	138

	Total Investigations	Is the Complainant the Victim?	Repeat Complainants	How many previous calls?	Extent of Abuse				Action Taken			Average Response Time in minutes	Total Time Involved in hours
					Simple Assaults	Aggravated Assaults	Homicides	Other	Arrest	Referral	Other		
TOTAL for Cabell County	655	714	55	183	660	28	2	114	345	78	395	17	1,231
Calhoun County													
Grantsville SP	28	21	8	13	17	53	4	4	65	4	9	68	279
TOTAL for Calhoun County	28	21	8	13	17	53	4	4	65	4	9	68	279
Clay County													
Clay SP	18	13	2	8	11	4	0	3	11	1	6	22	36
TOTAL for Clay County	18	13	2	8	11	4	0	3	11	1	6	22	36
Doddridge County													
Doddridge Co SO	12	12	1	12	9	1	0	2	6	5	1	2	38
West Union PD	1	0	1	1	1	0	0	0	1	0	0	0	2
West Union SP	12	11	2	1	5	1	0	6	6	6	0	25	40
TOTAL for Doddridge County	25	23	4	14	15	2	0	8	13	11	1	13	80
Fayette County													
Fayette Co SO	161	173	36	90	166	24	0	33	95	25	103	22	316
Montgomery PD	1	1	0	0	1	0	0	0	0	1	0	10	40
Mount Hope PD	7	4	0	0	6	0	0	1	2	3	2	9	127
Gauley Bridge SP	7	6	9	11	5	4	0	2	4	3	4	12	27
Oak Hill SP	24	23	11	39	18	2	1	10	5	3	23	21	113

	Total Investigations	Is the Complainant the Victim?	Repeat Complainants	How many previous calls?	Extent of Abuse				Action Taken			Average Response Time in minutes	Total Time Involved in hours
					Simple Assaults	Aggravated Assaults	Homicides	Other	Arrest	Referral	Other		
TOTAL for Fayette County	200	207	56	140	196	30	1	46	106	35	132	21	623
Gilmer County													
Glenville PD	4	3	2	4	1	2	0	1	3	0	1	3	29
Glenville State College	1	1	0	0	1	0	0	0	1	0	0	920	0
Glenville SP	23	14	7	13	6	23	1	18	25	0	23	49	215
TOTAL for Gilmer County	28	18	9	17	8	25	1	19	29	0	24	73	244
Grant County													
Grant Co SO	22	15	5	9	10	4	0	9	18	0	5	21	315
Petersburg SP	40	50	20	53	49	9	0	20	31	14	33	66	178
TOTAL for Grant County	62	65	25	62	59	13	0	29	49	14	38	50	493
Greenbrier County													
Greenbrier Co SO	45	42	0	0	41	4	0	0	10	1	34	10	5,996
Lewisburg PD	11	7	0	0	7	4	0	3	4	1	9	7	41
Ronceverte PD	19	14	7	29	16	0	0	4	9	5	6	5	69
White Sulphur Springs PD	1	0	0	0	1	0	0	0	1	0	0	5	0
Lewisburg SP	29	29	13	31	18	5	0	13	28	4	4	21	84
Rainelle SP	3	2	1	4	2	2	0	0	4	0	0	17	10
TOTAL for Greenbrier County	108	94	21	64	85	15	0	20	56	11	53	12	6,200

	Total Investigations	Is the Complainant the Victim?	Repeat Complainants	How many previous calls?	Extent of Abuse				Action Taken			Average Response Time in minutes	Total Time Involved in hours	
					Simple Assaults	Aggravated Assaults	Homicides	Other	Arrest	Referral	Other			
Hampshire County														
Hampshire Co SO	64	81	45	59	11	61	1	10	75	0	8	205	206	
Romney PD	8	9	2	2	0	9	0	0	6	0	3	3	1,512	
Romney SP	56	79	44	106	72	1	0	19	38	17	45	25	192	
TOTAL for Hampshire County	128	169	91	167	83	71	1	29	119	17	56	114	1,910	
Hancock County														
Hancock Co SO	25	25	7	2	23	1	0	1	10	5	12	69	38	
Weirton PD	112	126	24	26	112	2	0	12	55	45	46	8	89	
New Cumberland PD	4	4	0	0	4	0	0	0	2	1	1	6	5	
New Cumberland SP	9	6	1	3	0	0	0	9	2	1	6	13	26	
TOTAL for Hancock County	150	161	32	31	139	3	0	22	69	52	65	18	158	
Hardy County														
Hardy Co SO	18	11	2	1	18	3	0	1	19	2	1	4	70	
Moorefield PD	24	18	12	23	3	23	0	2	27	1	2	127	538	
Moorefield SP	48	63	27	160	96	12	1	27	86	4	46	44	378	
TOTAL for Hardy County	87	92	41	184	117	38	1	30	132	7	49	60	986	
Harrison County														
Harrison Co SO	106	71	38	49	105	23	2	24	98	50	6	17	302	
Bridgeport PD	33	48	7	8	32	5	0	16	29	0	24	28	4	

	Total Investigations	Is the Complainant the Victim?	Repeat Complainants	How many previous calls?	Extent of Abuse				Action Taken			Average Response Time in minutes	Total Time Involved in hours
					Simple Assaults	Aggravated Assaults	Homicides	Other	Arrest	Referral	Other		
Clarksburg PD	211	202	109	276	208	35	0	26	132	7	130	6	1,433
Shinnston PD	2	1	0	0	10	0	0	0	9	1	0	25	11
Nutter Fort PD	16	11	4	11	21	1	0	3	11	6	8	3	3,144
Lumberport PD	2	2	0	2	2	0	0	0	1	0	1	2	4
Bridgeport SP	72	79	21	53	88	4	1	25	43	17	58	23	223
TOTAL for Harrison County	440	414	179	399	466	68	3	94	323	81	227	13	5,121
Jackson County													
Jackson Co SO	47	36	1	41	39	6	0	2	44	0	3	0	0
Ravenswood PD	17	14	3	7	16	1	0	3	16	1	3	42	24
Ripley PD	12	12	1	1	12	0	0	1	10	0	3	0	6
Ripley SP	51	62	19	52	43	2	0	28	41	18	14	19	128
TOTAL for Jackson County	127	124	24	101	110	9	0	34	111	19	23	13	158
Jefferson County													
Jefferson Co SO	56	55	0	0	44	8	0	7	28	0	31	88	3,934
Charles Town PD	15	15	10	0	12	1	0	2	10	0	5	936	0
Shepherdstown PD	1	1	0	0	1	0	0	0	0	0	1	5	2
Ranson PD	6	6	0	0	6	0	0	0	1	2	3	1,280	6
Shepherd University	2	1	1	0	2	0	0	0	1	0	1	168	122

	Total Investi- gations	Is the Complainant the Victim?	Repeat Complainants	How many previous calls?	Extent of Abuse				Action Taken			Average Response Time in minutes	Total Time Involved in hours
					Simple Assaults	Aggra- vated Assaults	Homicides	Other	Arrest	Refferal	Other		
Kearneysville SP	88	100	40	126	81	14	0	21	56	30	32	15	227
TOTAL for Jefferson County	168	178	51	126	146	23	0	30	96	32	73	168	4,291
Kanawha County													
Kanawha Co SO	1,245	1,305	514	1,040	1,451	194	0	257	634	353	935	24	9,959
Charleston PD	865	1,043	373	741	952	189	0	285	583	382	463	10	88,720
Dunbar PD	81	102	25	35	98	10	1	23	41	38	53	4	209
Nitro PD	39	42	17	20	47	4	0	7	25	24	9	5	67
St Albans PD	76	82	27	79	78	33	0	13	75	26	23	16	163
South Charleston PD	150	194	19	23	171	72	0	64	84	64	161	9	17,629
WV State University	9	5	3	8	9	0	0	0	2	7	0	3	12
Quincy SP	14	12	4	18	14	9	0	2	17	7	3	9	48
So Charleston SP	70	69	17	37	62	9	0	25	45	16	41	18	146
Turnpike - Kanawha	1	1	0	0	1	0	0	0	0	1	0	15	1
TOTAL for Kanawha County	2,550	2,855	999	2,001	2,883	520	1	676	1,506	918	1,688	17	116,954
Lewis County													
Lewis Co SO	24	28	2	19	19	11	1	1	14	2	16	26	162
Weston PD	17	0	2	5	20	0	0	0	9	0	11	2	73
Weston SP	31	47	15	35	32	14	0	13	36	9	14	16	204

	Total Investigations	Is the Complainant the Victim?	Repeat Complainants	How many previous calls?	Extent of Abuse				Action Taken			Average Response Time in minutes	Total Time Involved in hours
					Simple Assaults	Aggravated Assaults	Homicides	Other	Arrest	Referral	Other		
TOTAL for Lewis County	72	75	19	59	71	25	1	14	59	11	41	16	439
Lincoln County													
Hamlin PD	4	2	2	4	0	4	0	1	4	0	1	0	19
Hamlin SP	120	137	82	261	86	26	0	43	73	24	62	29	270
TOTAL for Lincoln County	124	139	84	265	86	30	0	44	77	24	63	28	289
Logan County													
Logan Co SO	38	37	5	8	0	38	0	4	20	7	15	1,066	25
Logan PD	57	61	0	68	37	5	0	26	33	0	35	6	2,410
Chapmanville PD	12	10	1	14	8	2	0	3	8	0	5	8	980
Logan SP	152	223	66	218	157	57	0	40	152	34	98	21	372
TOTAL for Logan County	259	331	72	308	202	102	0	73	213	41	153	170	3,787
Marion County													
Marion Co SO	13	12	11	45	0	9	0	4	7	0	6	27	13
Fairmont PD	98	130	45	33	79	12	0	39	52	29	51	8	356
Monongah PD	1	1	0	0	1	0	0	0	0	1	0	5	2
Fairmont Campus Police	2	2	0	0	1	0	0	1	1	0	1	4	25
Fairmont SP	33	24	4	5	27	4	0	18	23	5	23	17	111
TOTAL for Marion County	147	169	60	83	108	25	0	62	83	35	81	12	507

	Total Investigations	Is the Complainant the Victim?	Repeat Complainants	How many previous calls?	Extent of Abuse				Action Taken			Average Response Time in minutes	Total Time Involved in hours	
					Simple Assaults	Aggravated Assaults	Homicides	Other	Arrest	Referral	Other			
Marshall County														
Marshall Co SO	66	77	42	77	67	16	0	12	47	7	41	476	2,765	
Benwood PD	1	1	1	2	1	0	0	0	1	0	0	2	4	
Glen Dale PD	4	1	2	2	4	0	0	0	2	0	2	1	4	
Moundsville PD	104	119	17	12	91	19	1	8	40	38	47	4	70	
Moundsville SP	10	10	3	13	13	0	0	0	10	1	2	25	84	
TOTAL for Marshall County	185	208	65	106	176	35	1	20	100	46	92	173	2,927	
Mason County														
Mason Co SO	27	27	9	10	16	0	0	11	11	0	16	14	27	
Point Pleasant PD	42	44	12	34	34	5	0	6	25	1	19	3	45	
Mason PD	4	3	0	0	3	0	0	1	3	0	1	303	80	
Point Pleasant SP	32	27	8	28	20	3	1	12	16	2	18	11	88	
TOTAL for Mason County	105	101	29	72	73	8	1	30	55	3	54	20	240	
McDowell County														
McDowell Co SO	79	88	2	2	73	6	3	36	89	0	29	26	12,475	
Welch PD	10	10	4	5	0	10	0	0	10	0	0	6	34	
Welch SP	67	75	29	82	49	12	1	19	52	9	20	22	200	
TOTAL for McDowell County	156	173	35	89	122	28	4	55	151	9	49	23	12,709	

	Total Investigations	Is the Complainant the Victim?	Repeat Complainants	How many previous calls?	Extent of Abuse				Action Taken			Average Response Time in minutes	Total Time Involved in hours
					Simple Assaults	Aggravated Assaults	Homicides	Other	Arrest	Referral	Other		
Mercer County													
Mercer Co SO	117	142	32	106	150	23	1	29	130	66	7	21	290
Bluefield PD	32	46	6	8	37	5	0	16	45	3	10	5	1,752
Princeton PD	130	126	51	180	139	31	1	50	118	17	98	14	76
Concord College Security	1	0	0	0	1	0	0	0	0	0	1	0	50
Princeton SP	92	89	18	46	97	16	0	9	82	29	19	17	188
TOTAL for Mercer County	372	403	107	340	424	75	2	104	375	115	135	16	2,356
Mineral County													
Mineral Co SO	62	65	5	138	39	71	0	24	79	35	20	32	6,310
Keyser PD	13	8	0	15	12	0	0	3	12	3	0	4	1,020
Keyser SP	92	133	27	70	128	8	0	54	39	15	136	35	346
TOTAL for Mineral County	167	206	32	223	179	79	0	81	130	53	156	31	7,676
Mingo County													
Mingo Co SO	40	41	19	55	28	5	0	11	44	0	0	30	523
Williamson PD	12	14	2	55	12	1	0	1	12	0	2	11	780
Williamson SP	73	84	37	161	75	47	3	27	87	15	52	31	378
Gilbert SP	33	43	13	43	25	4	0	18	19	9	19	24	47
TOTAL for Mingo County	158	182	71	314	140	57	3	57	162	24	73	28	1,728

	Total Investigations	Is the Complainant the Victim?	Repeat Complainants	How many previous calls?	Extent of Abuse				Action Taken			Average Response Time in minutes	Total Time Involved in hours	
					Simple Assaults	Aggravated Assaults	Homicides	Other	Arrest	Referral	Other			
Monongalia County														
Monongalia Co SO	60	52	47	109	7	60	0	10	43	2	32	566	63	
Morgantown PD	85	89	88	336	86	19	0	20	75	1	49	595	444	
WV University - Police	5	3	3	6	3	2	0	1	3	1	2	97	10	
Morgantown SP	140	117	54	114	88	31	0	43	72	34	56	15	228	
TOTAL for Monongalia County	290	261	192	565	184	112	0	74	193	38	139	300	745	
Monroe County														
Monroe Co SO	30	27	2	10	24	4	0	5	17	0	16	23	81	
Union SP	13	12	0	0	8	0	2	5	7	0	8	11	202	
TOTAL for Monroe County	43	39	2	10	32	4	2	10	24	0	24	20	283	
Morgan County														
Morgan Co SO	64	58	10	12	41	3	3	20	25	0	42	4	136	
Berkeley Springs SP	22	39	24	91	29	8	0	5	20	6	16	34	68	
TOTAL for Morgan County	86	97	34	103	70	11	3	25	45	6	58	12	204	
Nicholas County														
Nicholas Co SO	134	188	65	194	14	172	0	53	143	42	56	65	7,482	
Summersville PD	21	31	6	11	6	29	0	3	21	5	14	5	909	
Richwood SP	6	4	6	42	6	1	0	2	5	2	2	17	18	
Summersville SP	12	13	4	5	6	2	0	7	8	5	2	23	82	

	Total Investigations	Is the Complainant the Victim?	Repeat Complainants	How many previous calls?	Extent of Abuse				Action Taken			Average Response Time in minutes	Total Time Involved in hours
					Simple Assaults	Aggravated Assaults	Homicides	Other	Arrest	Referral	Other		
TOTAL for Nicholas County	173	236	81	252	32	204	0	65	177	54	74	53	8,491
Ohio County													
Ohio Co SO	48	47	34	104	6	49	0	10	39	3	23	74	311
Wheeling PD	298	284	276	1,075	219	64	0	86	164	32	177	187	266
Triadelphia PD	1	1	0	0	0	1	0	0	0	1	0	11	1
Bethlehem PD	3	3	0	0	1	2	0	0	2	0	1	1	2
West Liberty College	1	0	0	0	1	0	0	0	0	0	1	7,194	1
Wheeling SP	14	10	0	0	7	0	0	7	4	5	5	5	26
TOTAL for Ohio County	365	345	310	1,179	234	116	0	103	209	41	207	182	607
Pendleton County													
Franklin SP	15	13	3	5	9	2	0	9	18	0	2	24	79
TOTAL for Pendleton County	15	13	3	5	9	2	0	9	18	0	2	24	79
Pleasants County													
Pleasants Co SO	3	1	0	0	3	0	0	0	3	0	0	50	420
St Marys SP	7	4	1	1	7	0	0	3	8	1	3	14	13
TOTAL for Pleasants County	10	5	1	1	10	0	0	3	11	1	3	25	433
Pocahontas County													
Pocahontas Co SO	11	9	1	1	8	1	0	3	9	0	3	15	18

	Total Investigations	Is the Complainant the Victim?	Repeat Complainants	How many previous calls?	Extent of Abuse				Action Taken			Average Response Time in minutes	Total Time Involved in hours
					Simple Assaults	Aggravated Assaults	Homicides	Other	Arrest	Referral	Other		
Marlinton SP	34	37	15	35	36	2	0	8	21	2	25	17	162
TOTAL for Pocahontas County	45	46	16	36	44	3	0	11	30	2	28	17	180
Preston County													
Preston Co SO	68	61	57	224	36	24	0	19	39	16	24	224	109
Terra Alta PD	2	3	2	2	0	2	0	1	2	0	1	3	2
Kingwood SP	58	70	30	106	55	13	0	24	39	23	30	34	236
TOTAL for Preston County	128	134	89	332	91	39	0	44	80	39	55	135	347
Putnam County													
Putnam Co SO	62	54	29	86	1	51	1	24	19	12	46	301	107
Hurricane PD	20	14	1	25	12	8	0	4	7	7	10	6	790
Winfield PD	2	0	0	0	1	0	1	0	2	0	0	1,080	15
Eleanor PD	4	3	1	1	0	4	0	0	3	0	1	0	4
Winfield SP	33	32	9	29	37	6	0	11	34	4	16	11	131
TOTAL for Putnam County	121	103	40	141	51	69	2	39	65	23	73	176	1,047
Raleigh County													
Raleigh Co SO	266	287	85	167	247	67	1	112	221	126	82	10	3,254
Beckley PD	320	304	140	473	369	35	0	78	180	100	202	10	11,810
Sophia PD	9	15	2	5	17	1	0	0	3	1	14	15	1,924

	Total Investigations	Is the Complainant the Victim?	Repeat Complainants	How many previous calls?	Extent of Abuse				Action Taken			Average Response Time in minutes	Total Time Involved in hours
					Simple Assaults	Aggravated Assaults	Homicides	Other	Arrest	Referral	Other		
Beckley SP	59	58	17	40	43	11	0	26	50	4	26	20	208
Turnpike - Raleigh	2	2	0	0	2	0	0	0	2	0	0	17	6
TOTAL for Raleigh County	656	666	244	685	678	114	1	216	456	231	324	11	17,202
Randolph County													
Randolph Co SO	28	38	46	90	1	42	0	16	41	16	6	433	74
Elkins PD	20	23	14	47	3	22	0	3	15	3	12	5	25
Elkins SP	74	80	47	122	60	10	0	29	60	13	52	13	152
TOTAL for Randolph County	122	141	107	259	64	74	0	48	116	32	70	108	251
Ritchie County													
Ritchie Co SO	18	14	10	13	14	3	1	8	17	6	7	20	70
Harrisville PD	2	2	0	0	2	0	0	0	2	0	0	6	5
Pennsboro PD	1	1	0	0	0	1	0	0	0	0	1	1	1
Harrisville SP	18	14	8	24	12	3	0	3	11	4	3	12	76
TOTAL for Ritchie County	39	31	18	37	28	7	1	11	30	10	11	15	152
Roane County													
Roane Co SO	18	13	0	0	11	5	0	2	14	0	4	20	39
Spencer PD	32	23	0	2	28	1	0	5	24	0	10	5	149
Spencer SP	40	30	11	21	42	3	0	14	40	3	16	36	240

	Total Investigations	Is the Complainant the Victim?	Repeat Complainants	How many previous calls?	Extent of Abuse				Action Taken			Average Response Time in minutes	Total Time Involved in hours
					Simple Assaults	Aggravated Assaults	Homicides	Other	Arrest	Referral	Other		
TOTAL for Roane County	90	66	11	23	81	9	0	21	78	3	30	22	428
Summers County													
Summers Co SO	6	6	0	0	5	0	0	1	4	0	2	7	6
Hinton PD	18	17	5	9	16	1	0	1	14	0	4	3	61
Hinton SP	10	8	2	4	6	3	1	1	4	1	6	17	23
TOTAL for Summers County	34	31	7	13	27	4	1	3	22	1	12	8	90
Taylor County													
Taylor Co SO	2	2	0	2	1	0	0	1	2	0	0	2	4
Grafton PD	1	1	0	1	1	0	0	0	1	0	0	2	2
Grafton SP	11	9	4	24	6	0	0	6	7	3	2	11	36
TOTAL for Taylor County	14	12	4	27	8	0	0	7	10	3	2	9	42
Tucker County													
Tucker Co SO	6	4	0	0	0	4	0	2	4	0	2	5	9
Parsons PD	2	2	0	0	0	2	0	0	0	0	2	5,007	2
Parsons SP	12	14	3	4	14	2	0	5	16	0	5	26	74
TOTAL for Tucker County	20	20	3	4	14	8	0	7	20	0	9	518	85
Tyler County													
Tyler Co SO	36	26	2	3	19	13	0	5	16	2	19	1	38
Sistersville PD	6	3	0	0	6	1	0	1	6	0	2	2	73

	Total Investigations	Is the Complainant the Victim?	Repeat Complainants	How many previous calls?	Extent of Abuse				Action Taken			Average Response Time in minutes	Total Time Involved in hours
					Simple Assaults	Aggravated Assaults	Homicides	Other	Arrest	Referral	Other		
TOTAL for Tyler County	42	29	2	3	25	14	0	6	22	2	21	1	111
Upshur County													
Upshur Co SO	24	24	0	0	22	0	1	1	22	0	2	61	62
Buckhannon PD	32	35	17	15	29	1	0	5	26	7	6	9	48
Buckhannon SP	64	56	23	39	48	4	0	25	31	3	43	13	177
TOTAL for Upshur County	120	115	40	54	99	5	1	31	79	10	51	21	287
Wayne County													
Wayne Co SO	67	67	17	127	64	1	0	2	59	7	1	22	4,509
Ceredo PD	3	0	1	4	1	1	2	0	1	0	3	4	66
Kenova PD	27	26	3	7	22	2	0	3	12	11	4	4	1,015
Wayne PD	1	1	0	1	1	0	0	0	0	1	0	20	50
Fort Gay PD	2	2	0	2	2	0	0	0	2	0	0	8	95
Wayne SP	101	100	29	88	94	5	0	22	49	36	44	21	189
TOTAL for Wayne County	201	196	50	229	184	9	2	27	123	55	52	19	5,924
Webster County													
Upperglade SP	14	11	4	11	3	8	0	5	13	1	2	16	36
TOTAL for Webster County	14	11	4	11	3	8	0	5	13	1	2	16	36
Wetzel County													

	Total Investi- gations	Is the Complainant the Victim?	Repeat Complainants	How many previous calls?	Extent of Abuse				Action Taken			Average Response Time in minutes	Total Time Involved in hours
					Simple Assaults	Aggra- vated Assaults	Homicides	Other	Arrest	Refferal	Other		
Wetzel Co SO	8	5	1	2	8	0	0	0	7	0	1	31	908
New Martinsville PD	15	10	1	1	13	1	0	1	5	2	8	3	16
Paden City SP	18	18	9	22	11	1	0	10	4	4	14	18	52
Hundred SP	15	12	2	6	11	2	0	3	6	3	9	31	35
TOTAL for Wetzel County	56	45	13	31	43	4	0	14	22	9	32	19	1,011
Wirt County													
Wirt Co SO	17	16	1	2	0	11	0	13	6	0	18	242	81
Elizabeth SP	24	17	10	21	14	5	0	7	12	6	12	16	70
TOTAL for Wirt County	41	33	11	23	14	16	0	20	18	6	30	110	151
Wood County													
Wood Co SO	88	91	89	294	35	74	2	27	34	10	94	48	229
Parkersburg PD	301	305	278	992	245	79	0	80	110	137	159	18	451
Vienna PD	29	30	24	89	29	3	0	6	10	5	23	3	46
Parkersburg SP	20	19	2	39	16	3	0	3	16	10	6	21	137
TOTAL for Wood County	438	445	393	1,414	325	159	2	116	170	162	282	23	863
Wyoming County													
Wyoming Co SO	1	0	1	1	1	0	0	0	0	0	1	13	60
Oceana PD	19	21	21	54	0	22	0	0	10	0	12	6	25

	Total Investigations	Is the Complainant the Victim?	Repeat Complainants	How many previous calls?	Extent of Abuse				Action Taken			Average Response Time in minutes	Total Time Involved in hours
					Simple Assaults	Aggravated Assaults	Homicides	Other	Arrest	Referral	Other		
Jesse SP	12	9	2	7	5	6	0	6	7	0	10	25	155
TOTAL for Wyoming County	32	30	24	62	6	28	0	6	17	0	23	14	240
Total for West Virginia	10,713	11,404	4,281	11,718	10,064	2,571	46	2,884	7,532	2,461	5,836	49	213,640

NOTE

Total Investigations is the DISTINCT COUNT of incidents. Other categories count the number of Offenses, so the total may be larger than the number of investigations.

SEXUAL ASSAULTS

2011

Sexual offenses in Incident Based Reporting are Forcible (*Forcible Rape, Forcible Sodomy, Sexual Assault with an Object and Forcible Fondling*) and Nonforcible (*Statutory Rape and Incest*). These offenses are crimes, not acts of uncontrolled sexual lust. The victims may be of either sex and of any age. The offense of *Forcible Rape* requires that the victim and offender to be of opposite sexes, while the other offenses may have both the victim and offender of the same sex.

VICTIMS

OFFENDERS

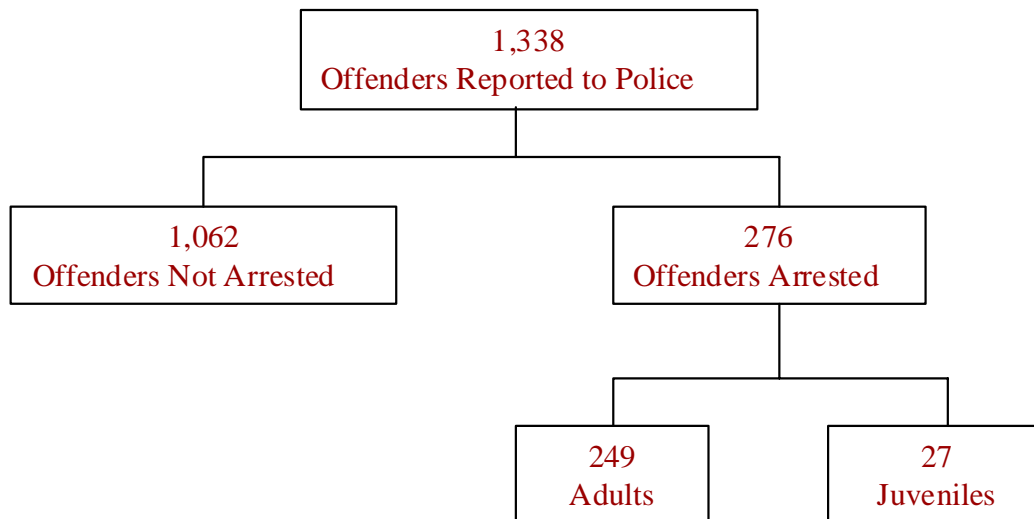
Gender	85.1% were female 14.8% were male < 0.1% were unknown	5.5% were female 94.0% were male 0.4% were unknown
Race	92.0% were white 5.5% were black 2.5% were other or unknown	85.6% were white 10.9% were black 3.5% were other or unknown
Age	Average age was 18 Most common age was 14 64.9% were juveniles	Average age was 32 Most common age was 18 28.2% were juveniles

Sexual Assaults - Offender Status by Offenses Reported

2011

<u>OFFENSE</u>	<u>ADULT OFFENDERS</u>	<u>JUVENILE OFFENDERS</u>
Forcible Rape	33 %	25 %
Forcible Sodomy	6 %	8 %
Sexual Assault With An Object	18 %	17 %
Forcible Fondling	36 %	46 %
Statutory Rape	5 %	3 %
Incest	2 %	0 %

Offenders Reported & Arrested



Sexual Assaults - Adult vs. Juvenile Victims

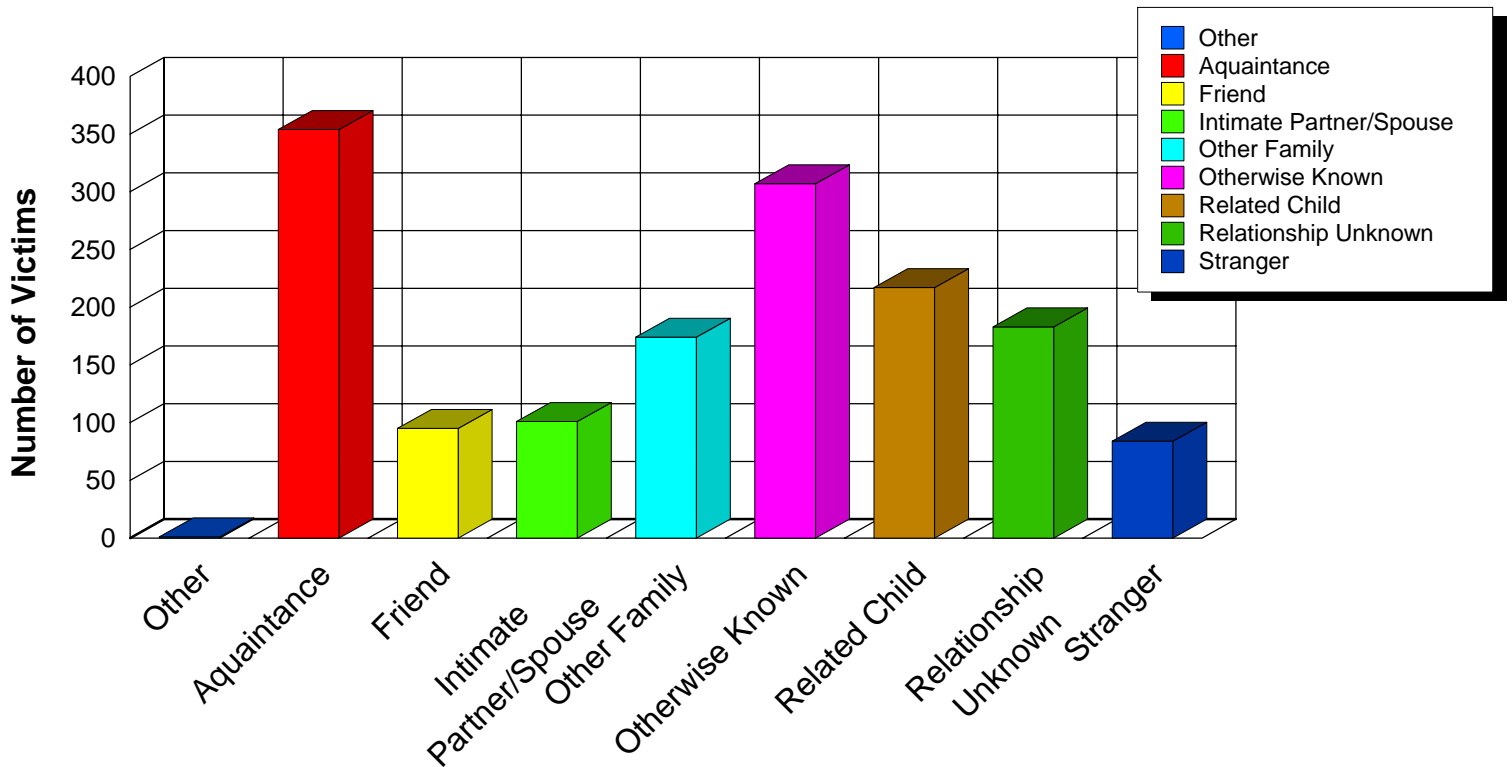
2011

<u>OFFENSE</u>	<u>ADULT VICTIMS</u>	<u>JUVENILE VICTIMS</u>
Forcible Fondling	25 %	46 %
Forcible Rape	48 %	23 %
Forcible Sodomy	7 %	5 %
Incest	0 %	3 %
Sexual Assault With An Object	20 %	16 %
Statutory Rape	0 %	7 %

<u>OFFENDER WAS...</u>	<u>ADULT VICTIMS</u>	<u>JUVENILE VICTIMS</u>
NOT RELATED to Victim	91%	67%
RELATED to Victim	9%	33%

Sexual Assault - Victim's Relationship to Offender

2011



NOTE

Related Child includes child, grandchild, stepchild, child of boyfriend/girlfriend and child of intimate partner.

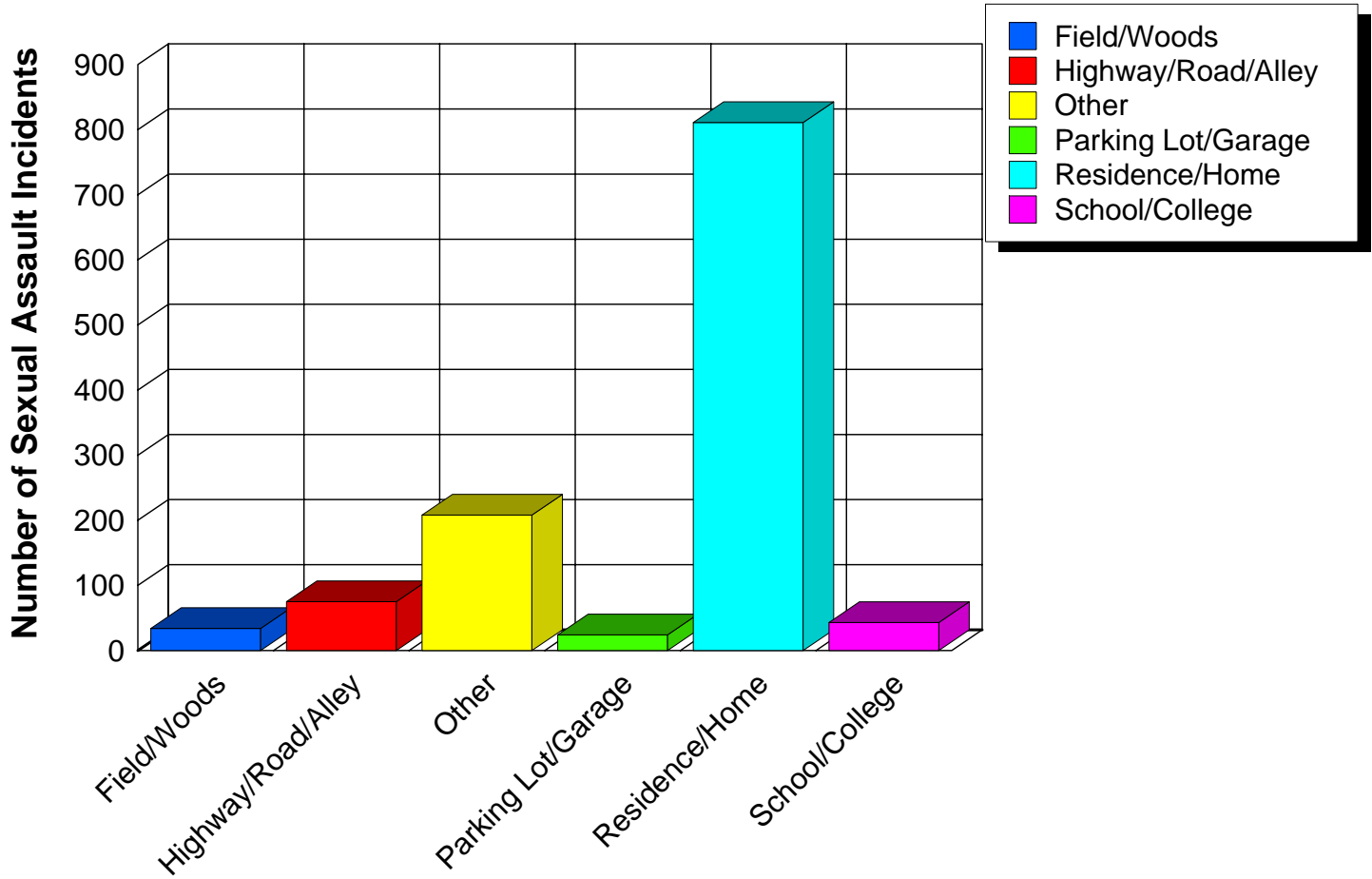
Intimate Partner/Spouse includes spouse, ex-spouse, cohabitating partner, boyfriend/girlfriend, estranged spouse, intimate partner and homosexual partner.

Other Family includes parent, in-law, sibling, grandparent, stepparent, stepsibling and parent.

Otherwise Known includes employer, employee, babysitree, other household member, neighbor and otherwise known.

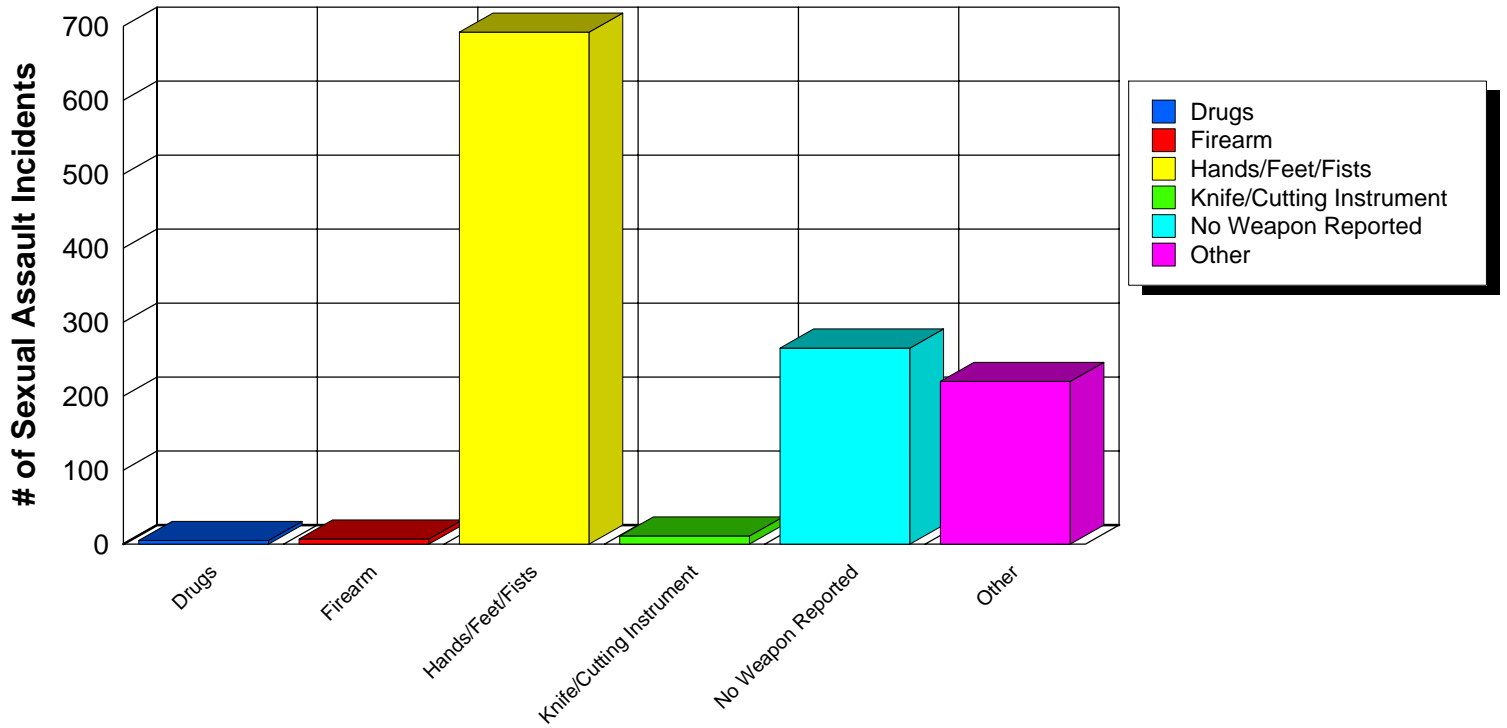
Sexual Assault - Location

2011



Sexual Assault - Weapons Used

2011



Hate / Bias Crimes

2011

Bias incidents having a racial, religious, ethnic, and sexual or gender component as well as crimes against individuals with a handicap, manifest themselves in a wide spectrum of criminal activities. These bias incidents jeopardize the active and open pursuit of freedom and opportunity. They attack our citizens based on their race, religion, ethnic heritage sexual orientation, handicap, political affiliation or gender. Closely linked to such heritage are individual values, beliefs and identities which are constitutionally protected and are challenged by bias motivated crimes. Not only is the person who is personally touched by these offenses victimized, but the entire class of individual residing in the community is affected, as well as damaging the basic fabric of society.

Hate crimes are not separate distinct crimes, but rather “traditional” offenses motivated by an offender’s bias. For example, an offender may commit an assault because of his/her bias against the victim’s race, religion, sexual orientation, ethnicity/national origin, disability, gender or political affiliation. So it’s not necessary to list these offenses in a new crime category. Hate crime data is obtained by collecting additional information about crimes currently being reported to the UCR program, with the bias motivations being specifically addressed. Because of the difficulty in determining an offender’s subjective motivation in the commission of a crime, bias is to be reported only after law enforcement investigation revealed sufficient evidence that offender’s actions were motivated, in whole or in part, in bias.

In response to a growing concern about such crimes, the President, on April 23, 1990 signed into law the “Hate Crime Statistics Act of 1990”, which required the Attorney General to establish guidelines and collect, as part of the UCR program, data “...**about crimes that manifest evidence of prejudice based on race, religion, sexual orientation or ethnicity...**” Disability was added to the act in 1997.

These reports summarize the hate/bias incidents in West Virginia as reported to law enforcement.

West Virginia also recognizes the right for its citizens to be “... **free from any violence, or intimidation by threat of violence committed against their persons or property because of their race, color religion, ancestry, national origin, political affiliation or sex.**” §61-6-2 also states that “**if any person does by force or threat of force, willfully injure, intimidate or interfere with or attempt to injure, intimidate or interfere with, or oppress or threaten any other person in the free exercise or enjoyment of any right or privilege secured to him or her... or ... if any person conspires with another person conspires with another person or persons to willfully injure, oppress threaten or intimidate or interfere with any citizen... and in willful furtherance thereof to assemble with one or more persons for the purpose of teaching any technique or means capable of causing property damage, bodily injury or death when such person or persons intend to employ such techniques or means to violate... they shall be guilty of a felony.**”

Agencies Reporting Hate Crimes By Bias Motivation

2011

	Disability Bias	Ethnicity/ National Origin	Political Affiliation Bias	Racial Bias	Religious Bias	Sexual Orientation Bias	Total
Brooke Co SO				4			4
Buckhannon PD				2			2
Charleston PD						2	2
Fairmont PD	1			2			3
Fayette Co SO				2			2
Huntington PD			1				1
Kanawha Co SO				1			1
Keyser SP				1			1
Lewis Co SO				1			1
Marshall Univ Police				1			1
Moorefield PD						1	1
New Cumberland PD				2			2
Parkersburg PD		1				1	2
Princeton PD				1			1
Raleigh Co SO				2			2
Tucker Co SO				1			1
Weirton PD				2			2
Wheeling PD				1			1
Wood Co SO				1			1
WV State University					1		1
WV University - Police				1	1		2
Total	1	1	1	25	2	4	34

Location of Hate Crime Incidents By Bias Motivation

2011

	Disability Bias	Ethnicity/National	Political Affiliation	Racial Bias	Religious Bias	Sexual Orientatio	Total
Church/Synagogue/Temple				2		2	4
Department/Discount Store				1			1
Drug Store/Doctors Office/Hospital	1			1			2
Government/Public Building				1			1
Grocery/Supermarket				2			2
Hotel/Motel/Etc.				1			1
Other/Unknown				2			2
Residence/Home			1	12		1	14
Restaurant		1					1
School/College				2	2		4
Service/Gas Station						1	1
Specialty store (TV, Fur, Etc.)				1			1
Total	1	1	1	25	2	4	34

Number of Incidents by Bias Motivation and Type of Offense

2011

		Crimes Against Persons					Crimes Against Property						
		Aggravated Assault	Forcible Sodomy	Intimidation	Simple Assault	Total	Arson	Burglary/Breaking & Entering	Counterfeiting/Forgery	Destruction/Damage/Vandalism of Property	Robbery	Total	Total
Disability Bias	Anti-Mental Handicap								1			1	1
	Total								1			1	1
Ethnicity/National Origin Bias	Anti-Hispanic				1	1							1
	Total				1	1							1
Political Affiliation Bias	Political Affiliation Bias				1	1							1
	Total				1	1							1
Racial Bias	Anti-Asian/Pacific Islander	1				1							1

		Crimes Against Persons					Crimes Against Property						
		Aggravated Assault	Forcible Sodomy	Intimidation	Simple Assault	Total	Arson	Burglary/Breaking & Entering	Counterfeiting/Forgery	Destruction/Damage/Vandalism of Property	Robbery	Total	Total
Racial Bias	Anti-Black	3		3	1	7		2		4		6	13
	Anti-White		1	1	6	8				3		3	11
	Total	4	1	4	7	16		2		7		9	25
Religious Bias	Anti-Islamic (Moslem)	1				1							1
	Anti-Multi-Religious Group										1	1	1
	Total	1				1					1	1	2
Sexual Orientation Bias	Anti-Homosexual (Gays and						1	1				2	2
	Anti-Male Homosexual (Gay)	1				1				1		1	2
	Total	1				1	1	1		1		3	4
Total		6	1	4	9	20	1	3	1	8	1	14	34

Incidents, Offenses, Known Offenders and Victims by Bias Motivation

2011

BIAS MOTIVATION	INCIDENTS	OFFENSES	KNOWN OFFENDERS	VICTIMS
Disability	1	1	1	1
Anti-Mental Handicap	1	1	1	1
Ethnicity/National Origin	1	1	1	1
Anti-Hispanic	1	1	1	1
Political Affiliation	1	1	1	1
Political Affiliation Bias	1	1	1	1
Race	24	29	20	29
Anti-Asian/Pacific Islander	1	1	1	1
Anti-Black	12	16	7	16
Anti-White	11	12	12	12
Religion	2	3	1	3
Anti-Islamic (Moslem)	1	2	0	2
Anti-Multi-Religious Group	1	1	1	1
Sexual Orientation	3	6	2	6
Anti-Homosexual (Gays and Lesbians)	1	4	0	4
Anti-Male Homosexual (Gay)	2	2	2	2
TOTAL	32	41	26	41

APPENDIX

Offense Definitions

The national UCR Program collects and reports crime incident data for the Nation, states, counties, and cities, through NIBRS and the state programs such as WVIBR. Essential to the maintenance of uniform and consistent data is the utilization of standard definitions of the offenses which are set forth and explained on the following pages.

The definitions, which were developed for NIBRS and WVIBR, are not meant to be used for charging persons with crimes. To the contrary, they are meant to be "receptacles" or "pigeonholes" for reporting crimes that are committed throughout the United States. The purpose for UCR, as developed by law enforcement, is to provide a "common denominator" language which transcends varying local and state laws. State statutes and local ordinances must be very specific in defining crimes so that persons facing prosecution will know the exact charges being placed against them. On the other hand, the definitions used in the NIBRS and WVIBR are generic in order not to exclude varying state and Federal statutes relating to the same type of crime.

Accordingly, the offense definitions in NIBRS are based on the common law definitions found in *Black's Law Dictionary*, as well as those used in the *Uniform Crime Reporting Handbook* and the NCIC Uniform Offense Classifications. Since most state statutes are also based on the common law definitions, even though they may vary as to specifics, most should fit into the corresponding NIBRS and WVIBR offense classifications.

State statute definitions may cross the NIBRS definitions and vice versa. In these cases, the non-conforming offenses should be reported according to their NIBRS offense classifications. For example, some states have "larceny" statutes which are so broadly worded they include the crime of embezzlement. If an embezzlement, as defined in NIBRS, is perpetuated within such a state, it should be reported to the FBI as Embezzlement, not Larceny/Theft, even though the offender is charged locally with larceny.

There are 22 Group "A" crime categories made up of 46 Group "A" offenses. The crime categories are listed below in alphabetical order. Immediately following the name of each category is an indication of whether it involves a "Crime Against Person", "Crime Against Property" or "Crime Against Society." For purposes of this report, violent crimes are murder and nonnegligent manslaughter, forcible sex offenses, assault offenses, kidnapping/abduction and robbery.

NIBRS/WVIBR GROUP A OFFENSE DEFINITIONS

1. Arson (Crime Against Property)

Definition: *To unlawfully and intentionally damage, or attempt to damage, any real or personal property by fire or incendiary device.*

2. Assault Offense (Crime Against Person)

Definition: *An unlawful attack by one person upon another.*

[Note: By definition, there can be no "attempted" assaults, only "completed" assaults.]

(a) Aggravated Assault

Definition: *An unlawful attack by one person upon another wherein the offender uses a weapon or displays it in a threatening manner, or the victim suffers obvious severe or aggravated bodily injury involving apparent broken bones, loss of teeth, possible internal injury, severe laceration, or loss of consciousness.*

[Note: For purposes of Aggravated Assault reporting, a "weapon" is a commonly known weapon (a gun, knife, club, etc.) or any other item which, although not usually thought of as a weapon,

becomes one when used in a manner that could cause the types of severe bodily injury described in the above definition.

A "severe laceration" is one which should receive medical attention.

A "loss of consciousness" must be the direct result of force inflicted on the victim by the offender.]

(b) Simple Assault

Definition: *An unlawful physical attack by one person upon another where neither the offender displays a weapon, nor the victim suffers obvious severe or aggravated bodily injury involving apparent broken bones, loss of teeth, possible internal injury, severe laceration, or loss of consciousness.*

(c) Intimidation

Definition: *To unlawfully place another person in reasonable fear of bodily harm through the use of threatening words and/or other conduct, but without displaying a weapon or subjecting the victim to actual physical attack.*

[Note: This offense includes stalking]

3. Bribery (Except "Sports Bribery") (Crime Against Property)

Definition: *The offering, giving, receiving, or soliciting of anything of value (i.e., a bribe, gratuity, or kickback) to sway the judgment or action of a person in a position of trust or influence.*

[Note: If the bribery involves changing the outcome of a sporting contest or event, it is reported under Gambling Offenses as Sports Tampering, not Bribery.]

4. Burglary/Breaking and Entering (Crime Against Property)

Definition: *The unlawful entry into a building or other structure with intent to commit a felony or theft.*

[Note: An unlawful entry can be made with or without force. Forced entry is where force of any degree or a mechanical contrivance of any kind (e.g., passkey or skeleton key is used to unlawfully enter a building or other structure. An unforced entry is one where the unlawful entry is achieved through an unlocked door or window.]

5. Counterfeiting/Forgery (Crime Against Property)

Definition: *The altering, copying, or imitation of something without authority or right, with the intent to deceive or defraud by passing the copy or thing altered or imitated as that which is original or genuine: or the selling, buying, or possession of an altered, copied, or imitated thing with the intent to deceive or defraud.*

6. Destruction/Damage/Vandalism of Property (Except "Arson") (Crime Against Property)

Definition: *To willfully or maliciously destroy, damage, deface, or otherwise injure real or personal property without the consent of the owner or the person having custody or control of it.*

[Note: This offense is reported only if the reporting agency deems that substantial injury to property has occurred. This offense includes a broad range of injury to property, i.e., from deliberate, extensive destruction at one extreme to mischievous, less extensive damage to the other extreme. It does not include destruction or damage to property caused by the crime of Arson. Incidental damage (e.g., a forced door, broken window, dynamited safe, etc. resulting from another offense (e.g., Burglary, Assault, Homicide, Larceny, Robbery, etc.) is also reported

in this offense category if the reporting agency deems the amount of damage to be substantial. However, for the crime of Arson, incidental damage resulting from fighting the fire is included as part of the loss caused by burning.]

7. Drug/Narcotic Offenses (Except “Driving Under the Influence”) (Crimes Against Society)

Definition: *The violation of the laws prohibiting the production, distribution, and/or use of certain controlled substances and the equipment or devices utilized in their preparation and/or use.*

(a) Drug/Narcotic Violation

Definition: *The unlawful cultivation, manufacture, distribution, sale, purchase, use, possession, transportation, or importation of any controlled drug or narcotic substance.*

(b) Drug Equipment Violation

Definition: *The unlawful manufacture, sale, purchase, possession, or transportation of equipment or devices utilized in preparing and/or using drugs or narcotics.*

8. Embezzlement (Crime Against Property)

Definition: *The unlawful misappropriation by an offender to his/her own use or purpose, of money, property, or some other thing of value entrusted to his/her care, custody, or control.*

9. Extortion/Blackmail (Crime Against Property)

Definition: *To unlawfully obtain money, property, or any other thing of value, either tangible or intangible, through the use or threat of force, misuse of authority, threat of criminal prosecution, threat of destruction of reputation or social standing, or through other coercive means.*

10. Fraud Offenses (Except “Counterfeiting/Forgery” and “Bad Checks”) (Crimes Against Property)

Definition: *The intentional perversion of the truth for the purpose of inducing another person or other entity in reliance upon it to part with some thing of value or to surrender a legal right.*

(a) False Pretenses/Swindle/Confidence Game

Definition: *The intentional misrepresentation of existing fact or condition, or the use of some other deceptive scheme or device, to obtain money, goods, or other things of value.*

(b) Credit Card/Automatic Teller Machine Fraud

Definition: *The unlawful use of a credit (or debit) card or automatic teller machine for fraudulent purposes.*

(c) Impersonation

Definition: *Falsely representing one's identity or position and acting in the character or position thus unlawfully assumed, to deceive others and thereby gain profit or*

advantage, enjoy some right or privilege, or subject another person or entity to an expense, charge, or liability which would not have otherwise been incurred.

(d) Welfare Fraud

Definition: *The use of deceitful statements, practices, or devices to unlawfully obtain welfare benefits.*

(e) Wire Fraud

Definition: *The use of an electric or electronic communications facility to intentionally transmit a false and/or deceptive message in furtherance of a fraudulent activity.*

11. Gambling Offenses (Crimes Against Society)

Definition: *To unlawfully bet or wager money or something else of value; assist, promote, or operate a game of chance for money or some other stake; possess or transmit wagering information; manufacture, sell, purchase, possess, or transport gambling equipment, devices, or goods; or tamper with the outcome of a sporting event or contest to win a gambling advantage.*

(a) Betting/Wagering

Definition: *To unlawfully stake money or something else of value on the happening of an uncertain event or on the ascertainment of a fact in dispute.*

(b) Operating/Promoting/Assisting Gambling

Definition: *To unlawfully operate, promote, or assist in the operation of a game of chance, lottery, or other gambling activity.*

[Note: This offense includes bookmaking, numbers running, transmitting wagering information, etc.]

(c) Gambling Equipment Violations

Definition: *To unlawfully manufacture, sell, buy, possess, or transport equipment, devices, and/or goods, used for gambling purposes.*

(d) Sports Tampering

Definition: *To unlawfully alter, meddle in, or otherwise interfere with a sporting contest or event for the purpose of gaining a gambling advantage.*

[Note: This offense includes engaging in bribery for gambling purposes. For example, if a jockey was bribed to lose a horse race, it would be reported as Sports Tampering, not Bribery.]

12. Homicide Offenses (Crimes Against Persons)

Definition: *The killing of one human being by another.*

(a) Murder and Nonnegligent Manslaughter

Definition: *The willful (nonnegligent) killing of one human being by another.*

[Note: "Assault to Murder" and "Attempted Murder" are reported as Aggravated Assault.]

(b) Negligent Manslaughter

Definition: *The killing of another person through negligence.*

(c) Justifiable Homicide (not a crime)

Definition: *The killing of a perpetrator of a serious criminal offense by a peace officer in the line of duty; or the killing, during the commission of a serious criminal offense, of the perpetrator by a private individual.*

[Note: A "serious criminal offense" is a felony or high misdemeanor. The crime that was being committed when the justifiable homicide took place must be reported as a separate incident, therefore, justifiable homicide cases involve two incidents rather than one.]

13. Kidnaping/Abduction (Crime Against Person)

Definition: *The unlawful seizure, transport, and/or detention of a person against his/her will, or of a minor without the consent of his/her custodial parent(s) or legal guardian.*

[Note: Kidnaping/Abduction includes hostage-taking.]

14. Larceny/Theft (Crime Against Property)

Definition: *The unlawful taking, carrying, leading, or riding away of property from the possession, or constructive possession, of another person.*

(a) Pocket-picking

Definition: *The theft of articles from another person's physical possession by stealth where the victim usually does not become immediately aware of the theft.*

(b) Purse-snatching

Definition: *The grabbing or snatching of a purse, handbag, etc., from the physical possession of another person.*

[Note: If more force is used than is actually necessary to snatch the purse from the grasp of the person, or if the victim resists the theft in any way, then a strong-arm Robbery occurred, rather than Purse-snatching.]

(c) Shoplifting

Definition: *The theft, by someone other than an employee of the victim, of goods or merchandise exposed for sale.*

(d) Theft From Building

Definition: *A theft from within a building which is either open to the general public or where the offender has legal access.*

(e) Theft From Coin-Operated Machine or Device

Definition: *A theft from a machine or device which is operated or activated by the use of coins.*

(f) Theft From Motor Vehicle

Definition: *The theft of articles from a motor vehicle, whether locked or unlocked.*

(g) Theft of Motor Vehicle Part or Accessories

Definition: *The theft of any part or accessory affixed to the interior or exterior of a motor vehicle in a manner in which would make the item an attachment of the vehicle or necessary for its operation.*

(h) All Other Larceny

Definition: *All thefts which do not fit in any of the definition of the specific subcategories of Larceny/Theft listed above.*

[Note: This subcategory includes thefts from fenced enclosures, boats and airplanes. Thefts of animals, lawn mowers, lawn furniture, hand tools and farm and construction equipment are also included where no break-in of a structure was involved.]

15. Motor Vehicle Theft (Crime Against Property)

Definition: *The theft of a motor vehicle.*

[**Note:** A "motor vehicle" is defined for UCR purposes as a self-propelled vehicle that runs on land surface and not on rails and which fits in one of the following property descriptions: One offense is counted for each vehicle stolen.]

- **Automobiles**-Sedans, coupes, station wagons, convertibles, taxicabs, or other similar motor vehicles which serve the primary purpose of transporting people.
- **Buses**-Motor vehicles which are specifically designed (but not necessarily used) to transport groups of people on a commercial basis.
- **Recreational Vehicles**-Motor vehicles which are specifically designed (but not necessarily used) to transport people and also provide them temporary lodging for recreational purposes.
- **Trucks**-Motor vehicles which are specifically designed (but not necessarily used) to transport cargo on a commercial basis.
- **Other Motor Vehicles**-Any other motor vehicles (e.g., motorcycles, motor scooters, trail bikes, ATV's, mopeds, snowmobiles, golf carts) whose primary purpose is to transport people.

16. Pornography/Obscene Material (Crime Against Society)

Definition: *The violation of laws or ordinances prohibiting the manufacture, publishing, sale, purchase, or possession of sexually explicit material, e.g., literature, photographs, etc.*

17. Prostitution Offenses (Crimes Against Society)

Definition: *To unlawfully engage in or promote sexual activities for profit.*

(a) Prostitution

Definition: *To unlawfully engage in sexual relations for profit.*

[Note: This offense includes prostitution by both males and females.]

(b) Assisting or Promoting Prostitution

Definition: *To solicit customers or transport persons for prostitution purposes; to own, manufacture, or operate a dwelling or other establishment for the purpose of providing a place where prostitution is performed; or to otherwise assist or promote prostitution.*

18. Robbery (Crime Against Property)

Definition: *The taking or attempting to take, anything of value under confrontational circumstances from the control, custody, or care of another person by force or threat of force or violence and/or by putting the victim in fear of immediate harm.*

[Note: Because some type of assault is an element of the crime of Robbery, an assault is not reported as a separate crime as long as it was performed in furtherance of the robbery. However, if the injury results in death, a Homicide Offense is reported. The “victims” of a robbery include not only the persons or other entities (businesses, financial institutions, etc.) from whom the property was taken (or attempted to be taken), but also those persons toward whom the robber(s) directed force or threat of force in perpetrating the offense. Therefore, although the primary victim in a bank robbery would be the “Financial Institution”, the teller toward whom the robber pointed a gun and made a demand is also reported as a victim.

19. Sex Offenses, Forcible (Crimes Against Persons)

Definition: *Any sexual act directed against another person, either male or female, forcibly and/or against that person's will; or not forcibly or against that person's will where the victim is incapable of giving consent.*

(a) Forcible Rape (Except “Statutory Rape”)

Definition: *The carnal knowledge of a person forcibly, either male or female and/or against that person's will; or not forcibly or against that person's will where the victim is incapable of giving consent because of his/her temporary or permanent mental or physical incapacity.*

[Note: If force was used or threatened, the crime is classified as Forcible Rape regardless of the age of the victim or the relationship to the offender. If force was used or threatened and the victim was under the statutory age of consent or related to the offender within the degrees where marriage is prohibited, the crime is classified as Statutory Rape or Incest, respectively. Temporary mental or physical incapacity includes drug facilitated sexual assaults.]

(b) Forcible Sodomy

Definition: *Oral or anal sexual intercourse with another person, either male or female, forcibly and/or against that person's will; or not forcibly and/or against that person's will where the victim is incapable of giving his/her consent because of his/her youth or because of his/her temporary or permanent mental or physical incapacity.*

(c) Sexual Assault With An Object

Definition: *To use an object or instrument to unlawfully, penetrate, however slightly, the genital or anal opening of the body of another person (either male or female) forcibly and/or against his/her will; or not forcibly and/or against his/her will where the victim is incapable of giving his/her consent because of his/her youth or because of his/her temporary or permanent mental or physical incapacity.*

[Note: An "object" or "instrument" is anything used by the offender other than the offender's genitalia. Examples are a finger, bottle, handgun, stick, etc.]

(d) Forcible Fondling

Definition: *The touching of the private body parts of another person, either male or female, for the purpose of sexual gratification, forcibly and/or against that person's will; or not forcibly and/or against that person's will where the victim is incapable of giving consent because of his/her youth or because of his/her temporary or permanent mental or physical incapacity.*

[Note: Forcible fondling includes "indecent liberties" and "child molesting". Because Forcible Fondling is an element of Forcible Rape, Forcible Sodomy, and Sexual Assault With An Object, it should be reported only if it is the **sole** forcible sex offense committed against the victim.]

20. Sex Offenses, Nonforcible (Except "Prostitution Offenses") (Crimes Against Persons)

Definition: *Unlawful, nonforcible sexual intercourse.*

(a) Incest

Definition: *Nonforcible sexual intercourse between persons who are related to each other within the degrees wherein marriage is prohibited by law.*

(b) Statutory Rape

Definition: *Nonforcible sexual intercourse with a person who is under the statutory age of consent.*

[Note: If force was used or threatened or the victim was incapable of giving consent because of his/her youth or mental impairment, either temporary or permanent, the offense should be classified as Forcible Rape, not Statutory Rape.]

21. Stolen Property Offenses (Crimes Against Property)

Definition: *Receiving, buying, selling, possessing, concealing, or transporting any property with the knowledge that it has been unlawfully taken, as by burglary, embezzlement, fraud, larceny, robbery, etc. Examples include receiving or transferring stolen goods, receiving or dispensing of property stolen in another state.@*

22. Weapon Law Violations (Crimes Against Society)

Definition: *The violation of laws or ordinances prohibiting the manufacture, sale, purchase, transportation, possession, concealment, or use of firearms, cutting instruments, explosives, incendiary devices, or other deadly weapons.*

GROUP B OFFENSES

There are 11 Group B offense categories and they encompass all of the crimes which are not Group A offenses, with the exception of most traffic offenses. Only arrestee data (or Group B Arrest Reports) need to be reported for Group B Crimes.

Bad Checks

Definition: *Knowingly and intentionally writing and/or negotiating checks drawn against insufficient or nonexistent funds.*

Curfew/Loitering/Vagrancy Violations

Definition: *The violation of a court order, regulation, ordinance, or law requiring the withdrawal of persons from the streets or other specified areas; prohibiting persons from remaining in an area or place in an idle or aimless manner; or prohibiting persons from going from place to place without visible means of support.*

Disorderly Conduct

Definition: *Any behavior that tends to disturb the public peace or decorum, scandalize the community, or shock the public sense of morality.*

Diving Under the Influence

Definition: *Driving or operating a motor vehicle or common carrier while mentally or physically impaired as the result of consuming an alcoholic beverage or using a drug or narcotic.*

Drunkenness

Definition: *To drink alcoholic beverages to the extent that one's mental faculties and physical coordination are subsequently impaired.*

Family Offenses

Definition: *Unlawful, nonviolent acts by a family member (or legal guardian) which threaten the physical, mental, or economic well-being or morals of another family member and which are not classified as other offenses, such as Assault, Incest, Statutory Rape, etc.*

Liquor Law Violations

Definition: *The violation of laws or ordinances prohibiting the manufacture, sale, purchase, transportation, possession, or use of alcoholic beverages.*

Peeping Tom

Definition: *To secretly look through a window, doorway, keyhole, or other aperture for the purpose of voyeurism.*

Runaway

Definition: *A person under the age of 18 years of age who has left home without the permission of his/her parent(s) or legal guardian.*

Trespass of Real Property

Definition: *To unlawfully enter land, a dwelling, or other real property.*

All Other Offenses

Definition: *All crimes which are not Group A offenses and not included in one of the specifically named Group B crime categories listed above.*