


# Crime in West Virginia 2005



**34<sup>th</sup> Edition**

JOE MANCHIN III  
Governor

COLONEL D. L. LEMMON  
Superintendent



*State of West Virginia*  
*Joe Manchin III*  
*Governor*

Office of the Governor  
State Capitol  
1900 Kanawha Boulevard, East  
Charleston, WV 25305

Telephone: (304) 558-2000  
Toll Free: 1-888-438-2731  
FAX: (304) 342-7025  
[www.wvgov.org](http://www.wvgov.org)

### **Greetings from the Governor**

We are pleased to present the 34<sup>th</sup> edition of Crime in West Virginia. As citizens of West Virginia, we are proud to enjoy one of the lowest crime rates in the nation. This reflects extremely well on the people who reside in West Virginia and the dedicated law enforcement personnel who serve them.

This 2005 edition of Crime in West Virginia is the seventh to utilize the National Incident Based Reporting System (NIBRS). As such, it contains not only numbers of specific crimes, but also data about the arrestees, offenders and victims of those crimes. Police agencies throughout the State may use the information to better allocate manpower and resources. The information provided may also be used by other members of the criminal justice community as well as legislators, municipal and county planners, advocacy groups, the media, sociologists and the general citizenship of our state.

I would like to take this opportunity to express my great appreciation to our state law enforcement agencies. It is through their dedication and professionalism that we continue to enjoy our low crime rate and West Virginia remains a wonderful place in which to visit or reside.

With warmest regards,

A handwritten signature in blue ink, appearing to read "Joe Manchin III".

Joe Manchin III  
Governor



**West Virginia State Police**  
725 Jefferson Road  
South Charleston, West Virginia 25309-1698  
**Executive Office**

**Joe Manchin III**  
Governor

**Colonel D. L. Lemmon**  
Superintendent

The Honorable Joe Manchin III  
Governor of West Virginia  
State Capitol Building  
Charleston, West Virginia 25305

Dear Governor Manchin:

It is my pleasure to present to you the 34<sup>th</sup> edition of Crime in West Virginia. This publication is produced pursuant to Chapter 15, Article 2 and Section 24 of the Code of West Virginia.

It is only through the co-operative effort of police agencies throughout West Virginia that this publication is possible. Without their contribution of crime data, it would not be possible to compile and distribute the information contained within. While statistics alone may not tell the whole picture, they allow us to make informed decisions on such issues as allocating resources and manpower. It is our hope the citizens of West Virginia will also use the information to stay informed on the issues of crime that surround them in their communities.

Once again, I would like to thank the law enforcement agencies in West Virginia who have made this publication possible.

Sincerely,

COLONEL D. L. LEMMON  
SUPERINTENDENT

# **TABLE OF CONTENTS (2005)**

Introductory Letter	
Letter of Transmittal	
Table of Contents	
Foreword.....	1
Introduction .....	2
Collection Design	
Implementation	
Participation	
Methodology.....	5
Population and Number of Officers by Agency .....	6
Crime Rate.....	20
Section I.....	145
Number of Incidents, Offenses, Persons Victimized and Known Offenders.....	146
Number of Incidents, Offenses, Persons Victimized and Known Offenders (Crime against Persons) (Table).....	166
Number of Incidents, Offenses, Persons Victimized and Known Offenders (Crime against Property) (Table).....	167
Number of Incidents, Offenses, Persons Victimized and Known Offenders (Crime against Society) (Table).....	168
Incidents.....	169
Number of Incidents by Time of Day (Chart).....	169
Number of Incidents by Time of Day (Table).....	170
Offenses by Exceptional Clearance.....	171
Exceptional Clearance Basis (Chart).....	171
Offenses by Exceptional Clearance (Table).....	171
Offenses.....	172
Number and Percent of Offenses Completed and Attempted (Table).....	172
Percent Distribution of Location by Type of Crime (Table) .....	173
Number of Offenses by Weapons, Selected Offenses (Table).....	174
Victims.....	175
Number of Victims by Type (Table).....	175
Number of Violent Crime Victims by Age, Sex and Race (Table).....	178
Number of Persons Victimized by Offenses and Resident Status (Table).....	180
Property.....	181
Value of Property Loss Due to Criminal Action, Property Type (Table).....	182
Value of Property Recovered or Seized by Law Enforcement Agencies, Property Type (Table).....	183
Offenders.....	185
Number of Known Offenders per Incident (Table).....	185
Offender Race versus Victim Race, Violent Crime (Table).....	187
Number of Persons Arrested: Types of Weapons Possessed, Offenses (Table).....	188
Group “B” Arrestee Count and Offenses (Table).....	191
Section II – Jurisdictional Reporting.....	192
Age and Sex of Victims Known to Law Enforcement, Crimes Against Persons and Property (Table).....	193

Age and Sex of Offenders Known to Law Enforcement, Crimes Against Persons and Property (Table).....	251
Offenses (Group “A”) by Agency (Table).....	286
Arrests (Group “A” and “B”) by Agency (Table).....	543
Section III – Special Reports.....	665
Seized Drug Report Summary (Table).....	666
Domestic Violence	
Domestic Violence.....	669
Offenses and Time of Day (Table).....	670
Offenses and Incident Month (Table).....	672
Offenses and Victim to Offender Relationships (Table).....	674
Victim/Offender Relationship and Weapon Used During Offense (Table).....	676
Victim Offense/Age and Characteristics (Table).....	678
Domestic Violence by Agency (Table).....	684
Sexual Assault	
Sexual Assault.....	702
Adult versus Juvenile Offenders.....	703
Offenders Reported and Arrested (Chart).....	703
Adult versus Juvenile Victims (Table).....	704
Offender Relationship – Adult vs. Juvenile (Table).....	704
Victim’s Relationship to Offender (Chart).....	705
Location (Chart).....	706
Weapons Used (Chart).....	707
Hate/Bias Crimes	
Hate/Bias Crimes.....	708
Agencies Reporting Hate Crimes by Bias Motivation (Table).....	709
Location of Hate Crime Incidents by Bias Motivation (Table).....	710
Number of Incidents by Bias Motivation and Type of 712 Offense (Table).....	712
Incidents, Offenses, Known Offenders and Victims by Bias Motivation (Table).....	715
Appendix	
Offense Definitions.....	717

# FOREWORD

Over a decade ago, the National Incident-Based Reporting System (NIBRS) was developed as the “new” Uniform Crime Reporting (UCR) Program. Since that time, the agencies whose data appear in this publication have made the transition to the “new” system, leading the way to more relevant, flexible and reliable criminal justice statistics for the state as well as the nation. In many instances, the transitions were difficult and placed a strain on already tight information management resources. The presentations in this document represent the results of that extraordinary effort.

NIBRS and its state equivalent, West Virginia Incident-Based Reporting (WV-IBR), were developed to provide more and better information about crime. The presentations in this document illustrate only the barest potential of the system. As participation grows throughout the law enforcement community, so will the utility of the data and the ability to do complex analysis on a wide array of criminal justice issues. That ability will bring with it an understanding of crime never before possible. For taking the first steps toward making NIBRS and WV-IBR a reality, the chiefs, sheriffs, superintendents and directors of the law enforcement agencies are to be commended. They are leaders not only with vision, but with the commitment to continue law enforcement’s advancement in all areas of information technology. Field officers that had to adapt to new reporting forms and procedures are also to be commended, as they are the true source of the information contained in this annual report.

# INTRODUCTION

The National Incident-Based Reporting System, or NIBRS, was developed in response to law enforcement's call for more and better crime statistics. The Uniform Crime Reporting (UCR) Program had served law enforcement well since 1930, but the advent of computers, coupled with the evolution in the nature of criminality in the Nation and State, resulted in a need for modernization. The FBI, with support and funding from the Bureau of Justice Statistics, undertook the redesign process, and in 1989 after years of study and testing, launched NIBRS or the new UCR. States soon began implementing the new system that collects incident-based data as opposed to summary counts and addresses a wide array of offenses and details about crime and its nature.

West Virginia responded to need to modernize crime reporting by converting from the summary based collection system to an incident-based reporting (IBR) system. The state program is known as West Virginia Incident-Based Reporting (WV-IBR). This effort was greatly aided by funding from the US Bureau of Justice Statistics and the WV Division of Criminal Justice Services (WVDCJS). In September of 1998, West Virginia became the sixteenth state to receive NIBRS certification by the FBI. As of January 1, 1999, West Virginia fully committed to IBR by only accepting data in the WV-IBR format. Full conversion and adjustment to the new system is still ongoing.

## **Collection Design**

NIBRS and WV-IBR collects information on each single incident and arrest within 22 crime categories composed of 46 offense types (known as Group A offenses). For each occurrence known to the police within these categories, incident, offense, victim property, offender and arrestee information is sent first to the state UCR program, where it is reviewed before being forwarded to the FBI and the WV Statistical Analysis Center (SAC).

Most of the general concepts for collecting, scoring and reporting UCR data are retained in NIBRS. Unlike the historical UCR system under which data were summarized monthly, NIBRS data are sent incident by incident, or disaggregated, lending great flexibility in terms of data compilation and analysis. The design of NIBRS allows extraction of information formerly collected through the summarized system to maintain the integrity of summary UCR's long-running statistical series on crime.

## **Implementation**

NIBRS is designed to be a byproduct of a modern automated law enforcement law enforcement information system. It is incident-based, *as are law enforcement records*. Because NIBRS solicits considerably more detail about each criminal incident than did summary UCR, it is necessary, however that automated records systems be established or modified to extract the needed information from police records at the local level. These local agency systems must meet both NIBRS and the state-specific requirements (WV-IBR) that address state-level criminal justice issues.

Before a local agency begins submitting data to WV-IBR and the FBI, the agency must demonstrate its ability to meet NIBRS and WV-IBR reporting requirements. All agencies whose data appear in this document have successfully demonstrated that their record systems are capable of producing reliable crime information in the NIBRS and WV-IBR format.

## **Participation**

For various reasons, the following agencies were unable or unwilling to submit any data in 2005.

### **Sheriff Departments:**

Calhoun County SO  
Clay County SO  
Doddridge County SO

Lincoln County SO  
Webster County SO  
Wetzel County SO

### **Police Departments:**

Albright PD  
Anawalt PD  
Anmoore PD  
Athens PD  
Barrackville PD  
Bayard PD  
Belle PD  
Bethany PD  
Burnsville PD  
Cedar Grove PD  
Clearview PD  
Clendenin PD  
Danville PD  
Davy PD  
Delbarton PD  
East Bank PD  
Eleanor PD  
Farmington PD

Kimball PD  
Kingwood PD  
Lumbertport PD  
Mason PD  
Matewan PD  
Mitchell Heights PD  
Mount Hope PD  
Oak Hill PD  
Paw Paw PD  
Piedmont PD  
Pineville PD  
Pratt PD  
Quinwood PD  
Reedsville PD  
Rhodell PD  
Richwood PD  
Ridgeley PD  
Salem PD



Gary PD  
Gassaway PD  
Gauley Bridge PD  
Gilbert PD  
Grant Town PD  
Hamlin PD  
Handley PD  
Hartford PD  
Henderson PD  
Hundred PD  
laeger PD  
Kermit PD  
Keystone PD

Shepherdstown PD  
Sistersville PD  
Sutton PD  
Triadelphia PD  
War PD  
Wardensville PD  
Wayne PD  
Webster Springs PD  
Wellsburg PD  
West Liberty PD  
West Milford PD  
Whitesville PD

Several agencies reported only 6 months of data or less. Those agencies are as follows:

**Sheriff Departments:**

Pendleton County SO  
Pleasants County SO

Taylor County SO  
Tyler County SO

**Police Departments:**

Bramwell PD  
Bradshaw PD  
Chesapeake PD  
East Bank PD  
Fairview PD  
Glasgow PD  
Glenville State College PD  
Granville PD  
Kanawha Co Parks PD  
Madison PD  
Marmet PD

Masontown PD  
Matoka PD  
North Fork PD  
Peterstown PD  
Poca PD  
Rainelle PD  
Rivesville PD  
Rowlesburg PD  
Star City PD  
Sylvester PD  
West Liberty College PD

# METHODOLOGY

Tables and narrative comments addressing the volume and types of criminal incidents reported to WV-IBR and the FBI in 2004 are presented throughout this document.

Criminal incidents in NIBRS are classified as crimes against persons, crimes against property and crimes against society.<sup>1</sup> Incidents can involve more than one offense, victim or offender. For counting purposes, one offense is counted for each victim of *crimes against persons* (assault offenses, homicide offenses, kidnapping/abduction, and sex offenses, forcible and non-forcible). Regardless of the number of victims, one offense is counted for each distinct incident of *crimes against property* (bribery, burglary/breaking and entering, counterfeiting/forgery, destruction/damage/vandalism of property, embezzlement, extortion/blackmail, fraud offenses, larceny/theft offenses, motor vehicle theft, robbery, stolen property offenses) and *crimes against society* (drug/narcotic offenses, gambling offenses, pornography/obscene material, prostitution offenses and weapon law violations). Violent crimes are murder, forcible sex offenses, assault offenses, kidnapping/abduction and robbery. Robbery is a violent crime against property as it involves force or threat of force but its objective is to obtain money or property.

While “counting” in summary UCR was for the most part straight forward, NIBRS introduces a myriad of data aggregation or “counting” possibilities. In this document, the principles outlined in “Methods for Understanding and Analyzing NIBRS Data<sup>2</sup>” were followed. The “unit of count” varies from table to table, or even by column within tables. Explanatory notes accompany each table to clarify the method of aggregation.

IBR data are collected for 22 crime categories composed of 46 specific offenses (known as Group A offenses). For each offense known to police within these categories, incident, victim, property, offender and arrest information is gathered.

---

<sup>1</sup> See Appendix 1 for offense definitions.

<sup>2</sup> Yoshio Akiyama and James Nolan, “Methods for Understanding and Analyzing NIBRS Data,” *Journal of Quantitative Criminology*, June 1999

# POPULATION AND NUMBER OF OFFICERS BY AGENCY

## 2005

<u>County</u>	<u>Department Name</u>	<u>Population</u>	<u># Male Officers</u>	<u># Female Officers</u>
<b>Barbour</b>				
	Barbour Co SO	10,914	4	0
	Belington PD	1,792	2	0
	Philippi PD	2,783	6	0
	DNR - 1 - Barbour		1	0
	FIRE MARSHAL - Barbour		0	0
	Philippi SP		5	0
	<b>Totals:</b>	<b>15,489</b>	<b>18</b>	<b>0</b>
<b>Berkeley</b>				
	Martinsburg SP		21	0
	BCI - Martinsburg		0	0
	Berkeley Co SO	73,788	43	2
	Martinsburg PD	15,648	32	3
	DNR - 2 - Berkeley		0	0
	FIRE MARSHAL - Berkeley		0	0
	tf Eastern Panhandle Drug & Vio		0	0
	<b>Totals:</b>	<b>89,436</b>	<b>96</b>	<b>5</b>
<b>Boone</b>				
	Boone Co SO	21,803	21	0
	Madison PD	2,673	4	1
	Whitesville PD	523	2	0
	DNR - 5 - Boone		1	0
	Danville PD	550	3	0
	Sylvester PD	193	2	0
	FIRE MARSHAL - Boone		0	0
	Whitesville SP		3	0
	DANVILLE SP		5	1
	<b>Totals:</b>	<b>25,742</b>	<b>41</b>	<b>2</b>
<b>Braxton</b>				
	Sutton SP		6	0
	Braxton Co SO	12,590	8	0
	Gassaway PD	891	1	0
	Sutton PD	1,005	2	0
	Burnsville PD	476	0	0
	DNR - 3 - Braxton		2	0
	FIRE MARSHAL - Braxton		0	0
	<b>Totals:</b>	<b>14,962</b>	<b>19</b>	<b>0</b>

<u>County</u>	<u>Department Name</u>	<u>Population</u>	<u># Male Officers</u>	<u># Female Officers</u>
<b>Brooke</b>				
	Brooke Co SO	14,223	17	0
	Follansbee PD	3,014	7	0
	Wellsburg PD	2,768	6	0
	DNR - 1 - Brooke		1	0
	Bethany PD	992	0	0
	FIRE MARSHAL - Brooke		0	0
	Wellsburg SP		3	0
	<b>Totals:</b>	<b>20,997</b>	<b>34</b>	<b>0</b>
<b>Cabell</b>				
	Huntington SP		12	2
	Cabell CO SO	43,481	40	1
	Barboursville PD	3,201	16	1
	Huntington PD	49,932	82	5
	Milton PD	2,279	6	0
	Marshall Univ Police		18	2
	DNR - 5 - Cabell		1	0
	FIRE MARSHAL - Cabell		0	0
	tf Huntington Drug & Vio Crime		0	0
	<b>Totals:</b>	<b>98,893</b>	<b>175</b>	<b>11</b>
<b>Calhoun</b>				
	Calhoun Co SO	6,872	2	0
	Grantsville PD	549	1	0
	DNR - 6 - Calhoun		2	0
	FIRE MARSHAL - Calhoun		0	0
	Grantsville SP		3	0
	<b>Totals:</b>	<b>7,421</b>	<b>8</b>	<b>0</b>
<b>Clay</b>				
	Clay SP		4	0
	Clay Co SO	10,433	4	0
	DNR - 3 - Clay		2	0
	FIRE MARSHAL - Clay		0	0
	<b>Totals:</b>	<b>10,433</b>	<b>10</b>	<b>0</b>
<b>Doddridge</b>				
	Doddridge Co SO	6,620	2	0
	West Union PD	804	1	0
	DNR - 6 - Doddridge		1	0
	FIRE MARSHAL - Doddridge		0	0
	West Union SP		4	0
	<b>Totals:</b>	<b>7,424</b>	<b>8</b>	<b>0</b>

<u>County</u>	<u>Department Name</u>	<u>Population</u>	<u># Male Officers</u>	<u># Female Officers</u>
<b>Fayette</b>				
	Turnpike - Fayette		0	0
	Gauley Bridge SP		3	0
	Oak Hill SP		9	0
	Fayette Co SO	31,066	28	1
	Ansted PD	1,618	1	0
	Fayetteville PD	2,672	7	0
	Montgomery PD	2,025	6	0
	Mount Hope PD	1,428	5	0
	Oak Hill PD	7,378	13	0
	Smithers PD	864	7	0
	WVU Tech-Security		3	0
	DNR - 4 - Fayette		2	0
	Gauley Bridge PD	715	5	0
	FIRE MARSHAL - Fayette		0	0
	<b>Totals:</b>	<b>47,766</b>	<b>89</b>	<b>1</b>
<b>Gilmer</b>				
	Gilmer Co SO	5,512	5	0
	Glenville PD	1,476	3	0
	Glenville State College		2	0
	DNR - 6 - Gilmer		1	0
	FIRE MARSHAL - Gilmer		0	0
	Glenville SP		5	0
	<b>Totals:</b>	<b>6,988</b>	<b>16</b>	<b>0</b>
<b>Grant</b>				
	Petersburg SP		1	0
	Grant Co SO	8,675	8	0
	Petersburg PD	2,584	2	0
	DNR - 2 - Grant		3	0
	Bayard PD	288	0	0
	FIRE MARSHAL - GRANT		0	0
	tf Potomac Highland Drug & Vio		0	0
	<b>Totals:</b>	<b>11,547</b>	<b>14</b>	<b>0</b>

<u>County</u>	<u>Department Name</u>	<u>Population</u>	<u># Male Officers</u>	<u># Female Officers</u>
<b>Greenbrier</b>				
	Greenbrier Co SO	24,956	24	1
	Lewisburg PD	3,592	11	0
	Rainelle PD	1,511	4	0
	Ronceverte PD	1,547	5	0
	White Sulphur Springs PD	2,378	6	0
	Quinwood PD		0	0
	DNR - 4 - Greenbrier		2	0
	FIRE MARSHAL - Greenbrier		0	0
	tf Greenbrier Co Drug		0	0
	Lewisburg SP		8	0
	Rainelle SP		4	0
	<b>Totals:</b>	<b>33,984</b>	<b>64</b>	<b>1</b>
<b>Hampshire</b>				
	Romney SP		9	0
	Hampshire Co SO	19,391	11	1
	Romney PD	1,962	3	0
	DNR - 2 - Hampshire		3	0
	Capon Bridge PD	207	2	0
	FIRE MARSHAL - Hampshire		0	0
	<b>Totals:</b>	<b>21,560</b>	<b>28</b>	<b>1</b>
<b>Hancock</b>				
	Hancock Co SO	12,126	26	0
	Chester PD	2,458	5	0
	Weirton PD	19,707	40	0
	New Cumberland PD	1,051	3	0
	DNR - 1 - Hancock		1	0
	FIRE MARSHAL - Hancock		0	0
	tf Hancock-Brooke Drug		0	0
	New Cumberland SP		2	0
	<b>Totals:</b>	<b>35,342</b>	<b>77</b>	<b>0</b>
<b>Hardy</b>				
	Moorefield SP		5	0
	Hardy Co SO	10,560	7	1
	Moorefield PD	2,413	6	0
	Wardensville PD	247	2	0
	DNR - 2 - Hardy		2	0
	FIRE MARSHAL - Hardy		0	0
	<b>Totals:</b>	<b>13,220</b>	<b>22</b>	<b>1</b>

<u>County</u>	<u>Department Name</u>	<u>Population</u>	<u># Male Officers</u>	<u># Female Officers</u>
<b>Harrison</b>				
	Harrison Co SO	34,430	38	0
	Bridgeport PD	7,468	19	1
	Clarksburg PD	16,536	37	2
	Salem PD	1,791	2	0
	Shinnston PD	2,251	6	0
	Stonewood PD	1,844	3	0
	Anmoore PD	780	3	0
	Nutter Fort PD	1,653	6	0
	Lumberport PD	962	2	0
	West Milford PD	645	0	0
	DNR - 1 - Harrison		3	0
	FIRE MARSHAL - Harrison		0	0
	tf Harrison Co Drug & Vio Crime		0	0
	Bridgeport SP		11	1
	<b>Totals:</b>	<b>68,360</b>	<b>130</b>	<b>4</b>
<b>Jackson</b>				
	Ripley SP		6	0
	Jackson Co SO	21,203	15	0
	Ravenswood PD	4,016	9	0
	Ripley PD	3,282	8	0
	DNR - 6 - Jackson		2	0
	FIRE MARSHAL - Jackson		0	0
	<b>Totals:</b>	<b>28,501</b>	<b>40</b>	<b>0</b>
<b>Jefferson</b>				
	Jefferson Co SO	38,328	20	2
	Charles Town PD	3,411	14	1
	Shepherdstown PD	1,149	3	0
	Ranson PD	3,435	10	1
	Harpers Ferry PD	1,379	3	0
	DNR - 2 - Jefferson		1	0
	Shepherd College		8	1
	FIRE MARSHAL - Jefferson		0	0
	Kearneysville SP		10	0
	<b>Totals:</b>	<b>47,702</b>	<b>69</b>	<b>5</b>

<u>County</u>	<u>Department Name</u>	<u>Population</u>	<u># Male Officers</u>	<u># Female Officers</u>
<b>Kanawha</b>				
	Quincy SP		9	0
	WV State Police Hdqts		0	0
	So Charleston SP		19	2
	BCI - SO Charleston		4	0
	Turnpike - Kanawha		0	0
	Kanawha Co SO	96,666	84	3
	Belle PD	1,203	4	0
	Charleston PD	51,728	168	10
	Dunbar PD	7,843	12	0
	Nitro PD	6,788	17	0
	St Albans PD	11,182	14	0
	South Charleston PD	12,880	36	1
	Chesapeake PD	1,582	4	0
	Marmet PD	1,640	5	0
	East Bank PD	905	4	0
	Glasgow PD	754	2	0
	Clendenin PD	1,071	4	0
	Cedar Grove PD	833	2	0
	Pratt PD	530	2	1
	Handley PD	348	1	0
	WVSC Security		9	0
	DNR - 5 - Kanawha		3	0
	FIRE MARSHAL - Kanawha		28	1
	Kanawha Co Parks		5	0
	Protective Services-Capitol		23	0
	tf Metro Drug Enforcement		0	0
	<b>Totals:</b>	<b>195,953</b>	<b>459</b>	<b>18</b>
<b>Lewis</b>				
	Lewis Co SO	12,916	12	0
	Weston PD	4,230	6	0
	DNR - 3 - Lewis		2	0
	FIRE MARSHAL - Lewis		0	0
	Weston SP		5	0
	<b>Totals:</b>	<b>17,146</b>	<b>25</b>	<b>0</b>
<b>Lincoln</b>				
	Hamlin SP		9	1
	Lincoln Co SO	21,468	7	0
	Hamlin PD	1,115	2	0
	DNR - 5 - Lincoln		1	0
	FIRE MARSHAL - LINCOLN		0	0
	<b>Totals:</b>	<b>22,583</b>	<b>19</b>	<b>1</b>



<u>County</u>	<u>Department Name</u>	<u>Population</u>	<u># Male Officers</u>	<u># Female Officers</u>
<b>Logan</b>				
	Logan Co SO	32,408	15	1
	Logan PD	1,560	5	0
	Man PD	726	4	0
	Chapmanville PD	1,154	5	0
	DNR - 5 - Logan		2	0
	West Logan PD	400	1	0
	Mitchell Heights PD	284	1	0
	FIRE MARSHAL - Logan		0	0
	tf U S 119 Task Force		0	0
	BCI - Logan		3	0
	Logan SP		13	0
	<b>Totals:</b>	<b>36,532</b>	<b>49</b>	<b>1</b>
<b>MARION</b>				
	BCI - Fairmont		4	0
	Fairmont SP		9	0
	Marion Co SO	30,816	22	1
	Fairmont PD	19,008	33	1
	Mannington PD	2,090	3	1
	Rivesville PD	914	1	0
	Monongah PD	916	1	0
	Fairview PD	436	1	0
	Farmington PD	387	1	0
	Grant Town PD	642	1	0
	DNR - 1 - Marion		5	0
	Barrackville PD	1,291	2	0
	Fairmont Campus Police		4	0
	FIRE MARSHAL - MARION		0	0
	TF--3 RIVERS		0	0
	<b>Totals:</b>	<b>56,500</b>	<b>87</b>	<b>3</b>
<b>Marshall</b>				
	Marshall Co SO	18,678	24	0
	Benwood PD	1,513	5	0
	Cameron PD	1,161	4	0
	Glen Dale PD	1,491	5	0
	Mc Mechen PD	1,858	2	0
	Moundsville PD	9,703	17	0
	DNR - 1 - Marshall		2	0
	FIRE MARSHAL - MARSHALL		0	0
	Moundsville SP		6	0
	<b>Totals:</b>	<b>34,404</b>	<b>65</b>	<b>0</b>

<u>County</u>	<u>Department Name</u>	<u>Population</u>	<u># Male Officers</u>	<u># Female Officers</u>
<b>Mason</b>				
	Point Pleasant SP		4	0
	Mason Co SO	17,991	17	0
	Point Pleasant PD	4,539	10	0
	New Haven PD	1,538	0	0
	Mason PD	1,056	4	0
	Henderson PD	318	1	0
	Hartford PD	520	0	0
	DNR - 5 - Mason		1	0
	FIRE MARSHAL - Mason		0	0
	<b>Totals:</b>	<b>25,962</b>	<b>37</b>	<b>0</b>
<b>McDowell</b>				
	Bradshaw PD	267	2	0
	Kimball PD	366	1	0
	laeger PD	320	1	0
	DNR - 4 - McDowell		2	0
	FIRE MARSHAL - McDOWELL		0	0
	Mc Dowell Co SO	18,391	10	1
	Keystone PD	403	2	0
	War PD	707	4	0
	Welch PD	2,417	6	1
	Anawalt PD	250	0	1
	Gary PD	819	2	0
	North Fork PD	463	3	0
	Davy PD	343	0	0
	Welch SP		7	0
	<b>Totals:</b>	<b>24,746</b>	<b>40</b>	<b>3</b>
<b>Mercer</b>				
	Turnpike - Mercer		0	0
	Princeton SP		15	1
	Mercer Co SO	42,825	28	0
	Athens PD	1,092	0	0
	Bluefield PD	11,231	22	1
	Princeton PD	6,248	15	1
	Matoaka PD	309	0	1
	Bramwell PD	416	1	0
	Concord College Security		6	0
	Bluefield College		1	0
	DNR - 4 - Mercer		2	0
	FIRE MARSHAL - MERCER		0	0
	tf So Regional Drug & Vio Crime		0	0
	<b>Totals:</b>	<b>62,121</b>	<b>90</b>	<b>4</b>

<u>County</u>	<u>Department Name</u>	<u>Population</u>	<u># Male Officers</u>	<u># Female Officers</u>
<b>Mineral</b>				
	Mineral Co SO	19,984	10	0
	Keyser PD	5,507	7	1
	Piedmont PD	957	1	0
	Ridgeley PD	719	2	1
	Potomac State College Police		5	0
	DNR - 2 - Mineral		3	0
	FIRE MARSHAL - MINERAL		0	0
	Keyser SP		7	0
	<b>Totals:</b>	<b>27,167</b>	<b>35</b>	<b>2</b>
<b>Mingo</b>				
	Gilbert SP		3	0
	Williamson SP		4	0
	Mingo Co SO	22,610	16	0
	Gilbert PD	402	4	0
	Williamson PD	3,218	9	0
	Kermit PD	228	2	0
	Delbarton PD	447	2	0
	Matewan PD	507	1	0
	DNR - 5 - Mingo		2	0
	FIRE MARSHAL - MINGO		0	0
	<b>Totals:</b>	<b>27,412</b>	<b>43</b>	<b>0</b>
<b>Monongalia</b>				
	Monongalia Co SO	49,735	31	1
	Morgantown PD	28,183	52	5
	Star City PD	1,365	5	0
	Westover PD	3,925	8	1
	West Virginia University -Police		41	6
	DNR - 1 - Monongalia		3	0
	Granville PD	779	1	0
	FIRE MARSHAL - Monongalia		0	0
	tf Monongalia Valley Drug		0	0
	Morgantown SP		15	0
	<b>Totals:</b>	<b>83,987</b>	<b>156</b>	<b>13</b>
<b>Monroe</b>				
	Union SP		3	0
	Monroe Co SO	12,914	8	0
	Alderson PD	1,097	2	0
	Peterstown PD	499	1	0
	DNR - 4 - Monroe		1	0
	FIRE MARSHAL - MONROE		0	0
	<b>Totals:</b>	<b>14,510</b>	<b>15</b>	<b>0</b>

<u>County</u>	<u>Department Name</u>	<u>Population</u>	<u># Male Officers</u>	<u># Female Officers</u>
<b>Morgan</b>				
	Morgan Co SO	14,596	10	0
	Berkeley Springs (BATH) PD	713	2	0
	Paw Paw PD	514	0	0
	DNR - 2 - Morgan		2	0
	FIRE MARSHAL - MORGAN		0	0
	Berkeley Springs SP		5	0
	<b>Totals:</b>	<b>15,823</b>	<b>19</b>	<b>0</b>
<b>Nicholas</b>				
	Summersville SP		4	0
	Richwood SP		3	0
	Nicholas Co SO	20,576	23	0
	Richwood PD	2,367	3	0
	Summersville PD	3,355	15	0
	DNR - 3 - Nicholas		2	0
	FIRE MARSHAL - NICHOLAS		0	0
	Central WV Drug		0	0
	<b>Totals:</b>	<b>26,298</b>	<b>50</b>	<b>0</b>
<b>Ohio</b>				
	Ohio Co SO	10,761	25	0
	Wheeling PD	29,916	79	3
	Triadelphia PD	785	1	0
	Wheeling SP		6	0
	BCI - Wheeling		2	0
	Bethlehem PD	2,558	4	0
	West Liberty PD	1,207	0	0
	West Liberty College		4	0
	DNR - 1 - Ohio		1	0
	Clearview PD	568	0	0
	FIRE MARSHAL - OHIO		0	0
	tf Ohio Valley Drug & Vio Crime		0	0
	<b>Totals:</b>	<b>45,795</b>	<b>122</b>	<b>3</b>
<b>Pendleton</b>				
	Pendleton Co SO	7,904	4	0
	DNR - 2 - Pendleton		3	0
	FIRE MARSHAL - PENDLETON		0	0
	Franklin SP		3	0
	<b>Totals:</b>	<b>7,904</b>	<b>10</b>	<b>0</b>

<u>County</u>	<u>Department Name</u>	<u>Population</u>	<u># Male Officers</u>	<u># Female Officers</u>
<b>Pleasants</b>				
	Pleasants Co SO	5,470	5	1
	St Marys PD	1,977	4	0
	DNR - 6 - Pleasants		1	0
	FIRE MARSHAL - PLEASANTS		0	0
	St Marys SP		3	0
	<b>Totals:</b>	<b>7,447</b>	<b>13</b>	<b>1</b>
<b>Pocahontas</b>				
	Marlinton SP		6	0
	Pocahontas Co SO	7,730	7	0
	Marlinton PD	1,272	1	0
	DNR - 3 - Pocahontas		2	0
	FIRE MARSHAL - POCAHONTAS		0	0
	<b>Totals:</b>	<b>9,002</b>	<b>16</b>	<b>0</b>
<b>Preston</b>				
	Preston Co SO	23,449	14	0
	Kingwood PD	2,916	3	0
	Terra Alta PD	1,484	2	0
	Rowlesburg PD	616	1	0
	Masontown PD	645	2	0
	Reedsville PD	523	1	0
	DNR - 1 - Preston		2	0
	FIRE MARSHAL - PRESTON		0	0
	Albright PD	248	0	0
	Kingwood SP		6	0
	<b>Totals:</b>	<b>29,881</b>	<b>31</b>	<b>0</b>
<b>Putnam</b>				
	Winfield SP		8	0
	Putnam Co SO	42,366	36	1
	Hurricane PD	5,793	12	0
	Winfield PD	1,979	4	0
	Eleanor PD	1,465	1	0
	Poca PD	1,025	0	0
	DNR - 5 - Putnam		2	0
	FIRE MARSHAL - PUTNAM		0	0
	<b>Totals:</b>	<b>52,628</b>	<b>63</b>	<b>1</b>

<u>County</u>	<u>Department Name</u>	<u>Population</u>	<u># Male Officers</u>	<u># Female Officers</u>
<b>Raleigh</b>				
	Raleigh Co SO	59,359	46	3
	Beckley PD	17,008	42	2
	Mabscott PD	1,370	4	0
	Sophia PD	1,272	3	0
	Rhodell PD	232	0	0
	DNR - 4 - Raleigh		5	0
	FIRE MARSHAL - Raleigh		0	0
	tf Tri-Lateral Drug Network Team		0	0
	Beckley SP		13	0
	Turnpike - Raleigh		26	1
	BCI - Beckley		4	0
	<b>Totals:</b>	<b>79,241</b>	<b>143</b>	<b>6</b>
<b>Randolph</b>				
	Elkins SP		10	0
	Randolph Co SO	21,493	8	0
	Elkins PD	7,026	8	0
	DNR - 3 - Randolph		4	0
	FIRE MARSHAL - RANDOLPH		0	0
	<b>Totals:</b>	<b>28,519</b>	<b>30</b>	<b>0</b>
<b>Ritchie</b>				
	Ritchie Co SO	7,455	7	0
	Harrisville PD	1,845	2	0
	Pennsboro PD	1,195	1	0
	DNR - 6 - Ritchie		1	0
	FIRE MARSHAL - Ritchie		0	0
	Harrisville SP		6	0
	<b>Totals:</b>	<b>10,495</b>	<b>17</b>	<b>0</b>
<b>Roane</b>				
	Roane Co SO	13,093	7	0
	Spencer PD	2,279	7	0
	DNR - 6 - Roane		1	0
	FIRE MARSHAL - ROANE		0	0
	Spencer SP		5	0
	<b>Totals:</b>	<b>15,372</b>	<b>20</b>	<b>0</b>
<b>Summers</b>				
	Summers Co SO	11,096	5	0
	Hinton PD	2,724	7	0
	DNR - 4 - Summers		2	0
	FIRE MARSHAL - SUMMERS		0	0
	Hinton SP		4	0
	<b>Totals:</b>	<b>13,820</b>	<b>18</b>	<b>0</b>

<u>County</u>	<u>Department Name</u>	<u>Population</u>	<u># Male Officers</u>	<u># Female Officers</u>
<b>Taylor</b>	Grafton SP		3	0
	Taylor Co SO	10,822	7	0
	Grafton PD	5,393	7	0
	DNR - 1 - Taylor		1	0
	FIRE MARSHAL - Taylor		0	0
	<b>Totals:</b>	<b>16,215</b>	<b>18</b>	<b>0</b>
<b>Tucker</b>	Tucker Co SO	5,631	4	0
	Parsons PD	1,421	1	0
	DNR - 1 - Tucker		2	0
	FIRE MARSHAL - TUCKER		0	0
	Parsons SP		4	0
	<b>Totals:</b>	<b>7,052</b>	<b>11</b>	<b>0</b>
<b>Tyler</b>	Tyler Co SO	6,964	4	0
	Paden City PD	2,738	3	0
	Sistersville PD	1,523	4	0
	DNR - 6 - Tyler		1	0
	FIRE MARSHAL - TYLER		0	0
	<b>Totals:</b>	<b>11,225</b>	<b>12</b>	<b>0</b>
<b>Upshur</b>	Upshur Co SO	18,145	9	0
	Buckhannon PD	5,871	7	0
	DNR - 3 - Upshur Co		2	0
	FIRE MARSHAL - UPSHUR		0	0
	Buckhannon SP		6	0
	BCI - Buckhannon		4	0
	<b>Totals:</b>	<b>24,016</b>	<b>28</b>	<b>0</b>
<b>Wayne</b>	Wayne SP		8	0
	Wayne Co SO	31,471	22	1
	Ceredo PD	1,647	6	0
	Kenova PD	3,426	9	0
	Wayne PD	1,166	0	0
	Fort Gay PD	826	2	0
	DNR - 5 - Wayne		3	0
	FIRE MARSHAL - Wayne		0	0
	<b>Totals:</b>	<b>38,536</b>	<b>50</b>	<b>1</b>

<u>County</u>	<u>Department Name</u>	<u>Population</u>	<u># Male Officers</u>	<u># Female Officers</u>
<b>Webster</b>				
	Webster Co SO	9,062	3	0
	Webster Springs PD	795	2	0
	DNR - 3 - Webster		3	0
	FIRE MARSHAL - WEBSTER		0	0
	Upperglade SP		6	0
	<b>Totals:</b>	<b>9,857</b>	<b>14</b>	<b>0</b>
<b>Wetzel</b>				
	Paden City SP		4	0
	Hundred SP		3	0
	Wetzel Co SO	9,112	8	0
	Hundred PD	333	0	0
	New Martinsville PD	5,765	10	0
	DNR - 1 - Wetzel		1	0
	FIRE MARSHAL - WETZEL		0	0
	<b>Totals:</b>	<b>15,210</b>	<b>26</b>	<b>0</b>
<b>Wirt</b>				
	Wirt Co SO	5,840	2	0
	DNR - 6 - Wirt		1	0
	FIRE MARSHAL - Wirt		0	0
	Elizabeth SP		5	0
	<b>Totals:</b>	<b>5,840</b>	<b>8</b>	<b>0</b>
<b>Wood</b>				
	Parkersburg PD	32,186	63	1
	Vienna PD	10,776	16	0
	Williamstown PD	2,949	5	0
	DNR - 6 - Wood		6	0
	FIRE MARSHAL - WOOD		0	0
	tf Parkersburg Vio Crime Narc		0	0
	Wood Co SO	41,261	35	1
	Parkersburg SP		9	1
	<b>Totals:</b>	<b>87,172</b>	<b>134</b>	<b>3</b>
<b>Wyoming</b>				
	Jesse SP		3	0
	Wyoming Co SO	20,863	19	0
	Mullens PD	1,679	4	0
	Pineville PD	683	5	0
	Oceana PD	1,493	4	0
	DNR - 4 - Wyoming		1	0
	FIRE MARSHAL - Wyoming		0	0
	<b>Totals:</b>	<b>24,718</b>	<b>36</b>	<b>0</b>
	<b>Grand Totals:</b>	<b>1,816,856</b>	<b>2,967</b>	<b>91</b>



# Crime Rate

## 2005

### Barbour

#### Barbour Co SO

<u>Offense</u>	<u>Offense</u>	<u>Crime Rate (per 1,000 persons)</u>
Aggravated Assault	2	0.18
All Other Larceny	3	0.27
Burglary/Breaking & Entering	28	2.57
Counterfeiting/Forgery	3	0.27
Destruction/Damage/Vandalism of Property	25	2.29
Drug/Narcotic Violations	11	1.01
Forcible Rape	1	0.09
Motor Vehicle Theft	3	0.27
Pocket-picking	1	0.09
Simple Assault	8	0.73
Stolen Property Offenses	1	0.09
Theft From Building	2	0.18
Theft From Motor Vehicle	8	0.73
Theft of Motor Vehicle Parts/Accessories	5	0.46
Weapon Law Violations	1	0.09

Barbour Co SO	<u>Index Offense Count</u> 53	<u>Crime Rate</u> 4.86	<u>Population</u> 10,914
---------------	----------------------------------	---------------------------	-----------------------------

#### Belington PD

<u>Offense</u>	<u>Offense</u>	<u>Crime Rate (per 1,000 persons)</u>
Aggravated Assault	2	1.12
All Other Larceny	1	0.56
Burglary/Breaking & Entering	1	0.56
Purse-snatching	1	0.56
Shoplifting	1	0.56
Simple Assault	7	3.91
Theft From Coin Operated Machine or Device	1	0.56

Belington PD	<u>Index Offense Count</u> 7	<u>Crime Rate</u> 3.91	<u>Population</u> 1,792
--------------	---------------------------------	---------------------------	----------------------------

#### Philippi PD

<u>Offense</u>	<u>Offense</u>	<u>Crime Rate (per 1,000 persons)</u>
Aggravated Assault	8	2.87
All Other Larceny	2	0.72
Arson	1	0.36

Burglary/Breaking & Entering	32	11.50
Counterfeiting/Forgery	2	0.72
Destruction/Damage/Vandalism of Property	28	10.06
Drug Equipment Violations	3	1.08
Drug/Narcotic Violations	11	3.95
Forcible Fondling	2	0.72
Forcible Rape	1	0.36
Intimidation	15	5.39
Motor Vehicle Theft	5	1.80
Robbery	1	0.36
Shoplifting	4	1.44
Simple Assault	70	25.15
Theft From Building	40	14.37
Theft From Motor Vehicle	11	3.95
Weapon Law Violations	2	0.72

	<u>Index Offense Count</u>	<u>Crime Rate</u>	<u>Population</u>
Philippi PD	104	37.37	2,783

### Philippi SP

<u>Offense</u>	<u>Offense</u>	<u>Crime Rate (per 1,000 persons)</u>
Aggravated Assault	9	N/A
All Other Larceny	10	N/A
Burglary/Breaking & Entering	19	N/A
Counterfeiting/Forgery	5	N/A
Destruction/Damage/Vandalism of Property	39	N/A
Drug Equipment Violations	2	N/A
Drug/Narcotic Violations	20	N/A
Embezzlement	1	N/A
Extortion/Blackmail	1	N/A
False Pretenses/Swindle/Confidence Game	1	N/A
Forcible Fondling	1	N/A
Forcible Rape	3	N/A
Forcible Sodomy	1	N/A
Impersonation	1	N/A
Intimidation	5	N/A
Motor Vehicle Theft	8	N/A
Robbery	1	N/A
Sexual Assault With An Object	1	N/A
Shoplifting	1	N/A
Simple Assault	30	N/A
Statutory Rape	2	N/A
Stolen Property Offenses	4	N/A
Theft From Building	20	N/A
Theft From Motor Vehicle	8	N/A
Theft of Motor Vehicle Parts/Accessories	14	N/A
Weapon Law Violations	2	N/A

Philippi SP	<u>Index Offense Count</u>	<u>Crime Rate</u>	<u>Population</u>
	93		

<b>Barbour</b>	<u>Index Offense</u>	<u>Crime Rate</u>	<u>Population</u>
	257	16.59	15,489

## Berkeley

### Berkeley Co SO

<u>Offense</u>	<u>Offense</u>	<u>Crime Rate (per 1,000 persons)</u>
Aggravated Assault	27	0.37
All Other Larceny	151	2.05
Arson	1	0.01
Burglary/Breaking & Entering	9	0.12
Counterfeiting/Forgery	1	0.01
Credit Card/Automatic Teller Fraud	2	0.03
Destruction/Damage/Vandalism of Property	4	0.05
Embezzlement	2	0.03
False Pretenses/Swindle/Confidence Game	5	0.07
Forcible Fondling	5	0.07
Impersonation	1	0.01
Intimidation	83	1.12
Motor Vehicle Theft	29	0.39
Murder and Nonnegligent Manslaughter	2	0.03
Robbery	3	0.04
Shoplifting	3	0.04
Simple Assault	5	0.07
Theft From Motor Vehicle	2	0.03

Berkeley Co SO	<u>Index Offense Count</u>	<u>Crime Rate</u>	<u>Population</u>
	226	3.06	73,788

### DNR - 2 - Berkeley

<u>Offense</u>	<u>Offense</u>	<u>Crime Rate (per 1,000 persons)</u>
Drug/Narcotic Violations	3	N/A
Weapon Law Violations	3	N/A

DNR - 2 - Berkeley	<u>Index Offense Count</u>	<u>Crime Rate</u>	<u>Population</u>
	0		

### Martinsburg PD

<u>Offense</u>	<u>Offense</u>	<u>Crime Rate (per 1,000 persons)</u>
Aggravated Assault	53	3.39
All Other Larceny	306	19.56
Arson	3	0.19
Assisting or Promoting Prostitution	1	0.06
Burglary/Breaking & Entering	102	6.52
Counterfeiting/Forgery	52	3.32
Credit Card/Automatic Teller Fraud	13	0.83

Destruction/Damage/Vandalism of Property	94	6.01
Drug Equipment Violations	1	0.06
Drug/Narcotic Violations	160	10.22
Embezzlement	16	1.02
False Pretenses/Swindle/Confidence Game	46	2.94
Forcible Fondling	3	0.19
Forcible Rape	1	0.06
Intimidation	16	1.02
Kidnaping/Abduction	3	0.19
Motor Vehicle Theft	46	2.94
Murder and Nonnegligent Manslaughter	1	0.06
Robbery	30	1.92
Sexual Assault With An Object	1	0.06
Shoplifting	317	20.26
Simple Assault	198	12.65
Stolen Property Offenses	35	2.24
Theft From Motor Vehicle	211	13.48
Theft of Motor Vehicle Parts/Accessories	13	0.83
Weapon Law Violations	26	1.66

	<u>Index</u>	<u>Offense Count</u>	<u>Crime Rate</u>	<u>Population</u>
Martinsburg PD		1,080	69.02	15,648

## Martinsburg SP

<u>Offense</u>	<u>Offense</u>	<u>Crime Rate (per 1,000 persons)</u>
Aggravated Assault	65	N/A
All Other Larceny	122	N/A
Arson	3	N/A
Assisting or Promoting Prostitution	1	N/A
Burglary/Breaking & Entering	197	N/A
Counterfeiting/Forgery	72	N/A
Credit Card/Automatic Teller Fraud	2	N/A
Destruction/Damage/Vandalism of Property	243	N/A
Drug Equipment Violations	2	N/A
Drug/Narcotic Violations	137	N/A
Embezzlement	2	N/A
False Pretenses/Swindle/Confidence Game	20	N/A
Forcible Fondling	6	N/A
Forcible Rape	4	N/A
Forcible Sodomy	7	N/A
Impersonation	3	N/A
Intimidation	52	N/A
Kidnaping/Abduction	6	N/A
Motor Vehicle Theft	85	N/A
Murder and Nonnegligent Manslaughter	1	N/A
Pornography/Obscene Material	1	N/A
Robbery	13	N/A
Sexual Assault With An Object	10	N/A

Shoplifting	16	N/A
Simple Assault	219	N/A
Statutory Rape	1	N/A
Stolen Property Offenses	30	N/A
Theft From Building	132	N/A
Theft From Coin Operated Machine or Device	2	N/A
Theft From Motor Vehicle	166	N/A
Theft of Motor Vehicle Parts/Accessories	214	N/A
Weapon Law Violations	16	N/A

	<u>Index Offense Count</u>	<u>Crime Rate</u>	<u>Population</u>
Martinsburg SP	1,017		

## Berkeley

	<u>Index Offense</u>	<u>Crime Rate</u>	<u>Population</u>
	2,323	25.97	89,436

## Boone

### Boone Co SO

<u>Offense</u>	<u>Offense</u>	<u>Crime Rate (per 1,000 persons)</u>
Aggravated Assault	41	1.88
All Other Larceny	83	3.81
Burglary/Breaking & Entering	66	3.03
Destruction/Damage/Vandalism of Property	92	4.22
Drug/Narcotic Violations	5	0.23
Embezzlement	1	0.05
False Pretenses/Swindle/Confidence Game	1	0.05
Forcible Fondling	5	0.23
Forcible Rape	2	0.09
Forcible Sodomy	1	0.05
Impersonation	1	0.05
Intimidation	79	3.62
Kidnaping/Abduction	2	0.09
Motor Vehicle Theft	27	1.24
Murder and Nonnegligent Manslaughter	1	0.05
Pocket-picking	1	0.05
Pornography/Obscene Material	1	0.05
Purse-snatching	2	0.09
Robbery	2	0.09
Sexual Assault With An Object	8	0.37
Shoplifting	3	0.14
Simple Assault	132	6.05
Theft From Building	12	0.55
Theft From Coin Operated Machine or Device	1	0.05
Theft From Motor Vehicle	32	1.47
Theft of Motor Vehicle Parts/Accessories	12	0.55
Weapon Law Violations	1	0.05

Boone Co SO	<u>Index Offense Count</u> 285	<u>Crime Rate</u> 13.07	<u>Population</u> 21,803
-------------	-----------------------------------	----------------------------	-----------------------------

## DANVILLE SP

<u>Offense</u>	<u>Offense</u>	<u>Crime Rate (per 1,000 persons)</u>
Aggravated Assault	11	N/A
All Other Larceny	171	N/A
Arson	2	N/A
Burglary/Breaking & Entering	57	N/A
Counterfeiting/Forgery	17	N/A
Credit Card/Automatic Teller Fraud	3	N/A
Destruction/Damage/Vandalism of Property	72	N/A
Drug Equipment Violations	1	N/A
Drug/Narcotic Violations	30	N/A
False Pretenses/Swindle/Confidence Game	30	N/A
Forcible Fondling	4	N/A
Forcible Rape	2	N/A
Impersonation	3	N/A
Intimidation	15	N/A
Kidnaping/Abduction	3	N/A
Motor Vehicle Theft	19	N/A
Robbery	1	N/A
Sexual Assault With An Object	1	N/A
Shoplifting	9	N/A
Simple Assault	127	N/A
Stolen Property Offenses	3	N/A
Theft From Building	8	N/A
Theft From Motor Vehicle	13	N/A
Theft of Motor Vehicle Parts/Accessories	37	N/A
Weapon Law Violations	2	N/A

DANVILLE SP	<u>Index Offense Count</u> 328	<u>Crime Rate</u>	<u>Population</u>
-------------	-----------------------------------	-------------------	-------------------

## Madison PD

<u>Offense</u>	<u>Offense</u>	<u>Crime Rate (per 1,000 persons)</u>
All Other Larceny	3	1.12
Burglary/Breaking & Entering	2	0.75
Drug/Narcotic Violations	1	0.37
Simple Assault	7	2.62
Weapon Law Violations	1	0.37

Madison PD	<u>Index Offense Count</u> 5	<u>Crime Rate</u> 1.87	<u>Population</u> 2,673
------------	---------------------------------	---------------------------	----------------------------

## Sylvester PD

<u>Offense</u>	<u>Offense</u>	<u>Crime Rate (per 1,000 persons)</u>
Aggravated Assault	1	5.18

Sylvester PD	<u>Index Offense Count</u> 1	<u>Crime Rate</u> 5.18	<u>Population</u> 193
--------------	---------------------------------	---------------------------	--------------------------

## Whitesville SP

<u>Offense</u>	<u>Offense</u>	<u>Crime Rate (per 1,000 persons)</u>
Aggravated Assault	7	N/A
All Other Larceny	43	N/A
Arson	2	N/A
Burglary/Breaking & Entering	20	N/A
Counterfeiting/Forgery	6	N/A
Destruction/Damage/Vandalism of Property	50	N/A
Drug Equipment Violations	2	N/A
Drug/Narcotic Violations	34	N/A
Embezzlement	1	N/A
False Pretenses/Swindle/Confidence Game	8	N/A
Forcible Fondling	1	N/A
Impersonation	1	N/A
Intimidation	9	N/A
Kidnaping/Abduction	1	N/A
Motor Vehicle Theft	8	N/A
Shoplifting	3	N/A
Simple Assault	49	N/A
Statutory Rape	1	N/A
Stolen Property Offenses	5	N/A
Theft From Building	11	N/A
Theft From Motor Vehicle	12	N/A
Theft of Motor Vehicle Parts/Accessories	15	N/A
Weapon Law Violations	2	N/A
Wire Fraud	1	N/A

Whitesville SP	<u>Index Offense Count</u> 119	<u>Crime Rate</u>	<u>Population</u>
----------------	-----------------------------------	-------------------	-------------------

## Boone

	<u>Index Offense</u> 738	<u>Crime Rate</u> 29.92	<u>Population</u> 24,669
--	-----------------------------	----------------------------	-----------------------------

## Braxton

### Braxton Co SO

<u>Offense</u>	<u>Offense</u>	<u>Crime Rate (per 1,000 persons)</u>
Aggravated Assault	12	0.95
All Other Larceny	30	2.38
Burglary/Breaking & Entering	13	1.03
Counterfeiting/Forgery	5	0.40
Destruction/Damage/Vandalism of Property	40	3.18
Drug Equipment Violations	5	0.40
Drug/Narcotic Violations	9	0.71
False Pretenses/Swindle/Confidence Game	3	0.24

Forcible Rape	2	0.16
Intimidation	6	0.48
Motor Vehicle Theft	8	0.64
Purse-snatching	1	0.08
Robbery	1	0.08
Shoplifting	2	0.16
Simple Assault	27	2.14
Stolen Property Offenses	1	0.08
Theft From Coin Operated Machine or Device	2	0.16
Theft From Motor Vehicle	2	0.16
Theft of Motor Vehicle Parts/Accessories	3	0.24
Weapon Law Violations	1	0.08

	<u>Index Offense Count</u>	<u>Crime Rate</u>	<u>Population</u>
Braxton Co SO	76	6.04	12,590

### DNR - 3 - Braxton

<u>Offense</u>	<u>Offense</u>	<u>Crime Rate (per 1,000 persons)</u>
Drug/Narcotic Violations	2	N/A

	<u>Index Offense Count</u>	<u>Crime Rate</u>	<u>Population</u>
DNR - 3 - Braxton	0		

### Sutton SP

<u>Offense</u>	<u>Offense</u>	<u>Crime Rate (per 1,000 persons)</u>
Aggravated Assault	5	N/A
All Other Larceny	38	N/A
Arson	1	N/A
Burglary/Breaking & Entering	18	N/A
Counterfeiting/Forgery	9	N/A
Credit Card/Automatic Teller Fraud	1	N/A
Destruction/Damage/Vandalism of Property	74	N/A
Drug Equipment Violations	13	N/A
Drug/Narcotic Violations	61	N/A
Embezzlement	1	N/A
False Pretenses/Swindle/Confidence Game	5	N/A
Forcible Fondling	2	N/A
Forcible Rape	2	N/A
Forcible Sodomy	1	N/A
Impersonation	3	N/A
Intimidation	10	N/A
Motor Vehicle Theft	15	N/A
Murder and Nonnegligent Manslaughter	1	N/A
Purse-snatching	1	N/A
Robbery	1	N/A
Shoplifting	3	N/A
Simple Assault	42	N/A
Stolen Property Offenses	1	N/A
Theft From Building	35	N/A



Theft From Motor Vehicle	32	N/A
Theft of Motor Vehicle Parts/Accessories	8	N/A
Weapon Law Violations	8	N/A

	<u>Index Offense Count</u>	<u>Crime Rate</u>	<u>Population</u>
Sutton SP	159		

## Braxton

	<u>Index Offense</u>	<u>Crime Rate</u>	<u>Population</u>
	235	18.67	12,590

## Brooke

### Brooke Co SO

<u>Offense</u>	<u>Offense</u>	<u>Crime Rate (per 1,000 persons)</u>
Aggravated Assault	27	1.90
All Other Larceny	48	3.37
Arson	4	0.28
Bribery	1	0.07
Burglary/Breaking & Entering	36	2.53
Counterfeiting/Forgery	8	0.56
Credit Card/Automatic Teller Fraud	4	0.28
Destruction/Damage/Vandalism of Property	88	6.19
Drug/Narcotic Violations	67	4.71
Extortion/Blackmail	1	0.07
False Pretenses/Swindle/Confidence Game	7	0.49
Forcible Fondling	7	0.49
Forcible Rape	4	0.28
Impersonation	5	0.35
Intimidation	8	0.56
Motor Vehicle Theft	10	0.70
Robbery	7	0.49
Sexual Assault With An Object	1	0.07
Shoplifting	1	0.07
Simple Assault	95	6.68
Stolen Property Offenses	3	0.21
Theft From Building	9	0.63
Theft From Coin Operated Machine or Device	3	0.21
Theft From Motor Vehicle	15	1.05
Weapon Law Violations	5	0.35

	<u>Index Offense Count</u>	<u>Crime Rate</u>	<u>Population</u>
Brooke Co SO	160	11.25	14,223

### DNR - 1 - Brooke

<u>Offense</u>	<u>Offense</u>	<u>Crime Rate (per 1,000 persons)</u>
Weapon Law Violations	1	N/A

	<u>Index Offense Count</u>	<u>Crime Rate</u>	<u>Population</u>
DNR - 1 - Brooke	0		

## FIRE MARSHAL - Brooke

<u>Offense</u>	<u>Offense</u>	<u>Crime Rate (per 1,000 persons)</u>
Arson	1	N/A

	<u>Index Offense Count</u>	<u>Crime Rate</u>	<u>Population</u>
FIRE MARSHAL - Brooke	0		

## Follansbee PD

<u>Offense</u>	<u>Offense</u>	<u>Crime Rate (per 1,000 persons)</u>
Aggravated Assault	2	0.66
All Other Larceny	1	0.33
Burglary/Breaking & Entering	5	1.66
Counterfeiting/Forgery	2	0.66
Destruction/Damage/Vandalism of Property	9	2.99
Drug/Narcotic Violations	5	1.66
False Pretenses/Swindle/Confidence Game	3	1.00
Purse-snatching	1	0.33
Robbery	2	0.66
Simple Assault	15	4.98
Stolen Property Offenses	1	0.33
Theft From Building	3	1.00
Theft From Motor Vehicle	5	1.66
Weapon Law Violations	1	0.33

	<u>Index Offense Count</u>	<u>Crime Rate</u>	<u>Population</u>
Follansbee PD	19	6.30	3,014

## Wellsburg SP

<u>Offense</u>	<u>Offense</u>	<u>Crime Rate (per 1,000 persons)</u>
Aggravated Assault	2	N/A
All Other Larceny	4	N/A
Burglary/Breaking & Entering	2	N/A
Counterfeiting/Forgery	1	N/A
Credit Card/Automatic Teller Fraud	1	N/A
Destruction/Damage/Vandalism of Property	8	N/A
Drug/Narcotic Violations	3	N/A
Embezzlement	3	N/A
False Pretenses/Swindle/Confidence Game	8	N/A
Forcible Fondling	5	N/A
Forcible Sodomy	1	N/A
Intimidation	11	N/A
Motor Vehicle Theft	1	N/A
Simple Assault	11	N/A
Theft of Motor Vehicle Parts/Accessories	2	N/A

	<u>Index Offense Count</u>	<u>Crime Rate</u>	<u>Population</u>
Wellsburg SP	11		

# Brooke

<u>Index Offense</u>	<u>Crime Rate</u>	<u>Population</u>
190	11.02	17,237

# Cabell

## Barboursville PD

<u>Offense</u>	<u>Offense</u>	<u>Crime Rate (per 1,000 persons)</u>
Aggravated Assault	2	0.62
All Other Larceny	31	9.68
Burglary/Breaking & Entering	29	9.06
Counterfeiting/Forgery	10	3.12
Credit Card/Automatic Teller Fraud	13	4.06
Destruction/Damage/Vandalism of Property	79	24.68
Drug/Narcotic Violations	39	12.18
Embezzlement	12	3.75
False Pretenses/Swindle/Confidence Game	7	2.19
Intimidation	2	0.62
Motor Vehicle Theft	11	3.44
Robbery	1	0.31
Shoplifting	237	74.04
Simple Assault	49	15.31
Stolen Property Offenses	8	2.50
Theft From Building	8	2.50
Theft From Coin Operated Machine or Device	1	0.31
Theft From Motor Vehicle	25	7.81
Theft of Motor Vehicle Parts/Accessories	19	5.94
Weapon Law Violations	8	2.50

	<u>Index Offense Count</u>	<u>Crime Rate</u>	<u>Population</u>
Barboursville PD	364	113.71	3,201

## Cabell CO SO

<u>Offense</u>	<u>Offense</u>	<u>Crime Rate (per 1,000 persons)</u>
Aggravated Assault	8	0.18
All Other Larceny	178	4.09
Arson	5	0.11
Burglary/Breaking & Entering	128	2.94
Counterfeiting/Forgery	12	0.28
Credit Card/Automatic Teller Fraud	6	0.14
Destruction/Damage/Vandalism of Property	226	5.20
Drug/Narcotic Violations	40	0.92
Embezzlement	10	0.23
False Pretenses/Swindle/Confidence Game	13	0.30
Forcible Fondling	1	0.02
Forcible Rape	2	0.05
Impersonation	1	0.02
Intimidation	13	0.30

Kidnaping/Abduction	2	0.05
Motor Vehicle Theft	23	0.53
Negligent Manslaughter	1	0.02
Prostitution	2	0.05
Robbery	9	0.21
Shoplifting	36	0.83
Simple Assault	100	2.30
Stolen Property Offenses	5	0.11
Theft From Building	3	0.07
Theft From Coin Operated Machine or Device	8	0.18
Theft From Motor Vehicle	60	1.38
Theft of Motor Vehicle Parts/Accessories	20	0.46
Weapon Law Violations	2	0.05

	<u>Index Offense Count</u>	<u>Crime Rate</u>	<u>Population</u>
Cabell CO SO	475	10.92	43,481

### FIRE MARSHAL - Cabell

<u>Offense</u>	<u>Offense</u>	<u>Crime Rate (per 1,000 persons)</u>
Arson	6	N/A
Weapon Law Violations	2	N/A

	<u>Index Offense Count</u>	<u>Crime Rate</u>	<u>Population</u>
FIRE MARSHAL - Cabell	0		

### Huntington PD

<u>Offense</u>	<u>Offense</u>	<u>Crime Rate (per 1,000 persons)</u>
Aggravated Assault	108	2.16
All Other Larceny	1,553	31.10
Arson	28	0.56
Burglary/Breaking & Entering	1,054	21.11
Counterfeiting/Forgery	183	3.66
Credit Card/Automatic Teller Fraud	7	0.14
Destruction/Damage/Vandalism of Property	1,156	23.15
Drug Equipment Violations	1	0.02
Drug/Narcotic Violations	343	6.87
Embezzlement	24	0.48
False Pretenses/Swindle/Confidence Game	129	2.58
Forcible Fondling	26	0.52
Forcible Rape	36	0.72
Forcible Sodomy	2	0.04
Incest	1	0.02
Intimidation	7	0.14
Kidnaping/Abduction	13	0.26
Motor Vehicle Theft	308	6.17
Murder and Nonnegligent Manslaughter	8	0.16
Prostitution	48	0.96
Purse-snatching	1	0.02
Robbery	164	3.28

Sexual Assault With An Object	6	0.12
Shoplifting	91	1.82
Simple Assault	976	19.55
Statutory Rape	3	0.06
Stolen Property Offenses	7	0.14
Theft From Building	11	0.22
Theft From Coin Operated Machine or Device	3	0.06
Theft From Motor Vehicle	617	12.36
Theft of Motor Vehicle Parts/Accessories	22	0.44
Weapon Law Violations	16	0.32

	<u>Index Offense Count</u>	<u>Crime Rate</u>	<u>Population</u>
Huntington PD	3,976	79.63	49,932

## Huntington SP

<u>Offense</u>	<u>Offense</u>	<u>Crime Rate (per 1,000 persons)</u>
Aggravated Assault	13	N/A
All Other Larceny	248	N/A
Arson	2	N/A
Burglary/Breaking & Entering	94	N/A
Counterfeiting/Forgery	48	N/A
Credit Card/Automatic Teller Fraud	7	N/A
Destruction/Damage/Vandalism of Property	165	N/A
Drug/Narcotic Violations	147	N/A
Embezzlement	7	N/A
Extortion/Blackmail	1	N/A
False Pretenses/Swindle/Confidence Game	51	N/A
Forcible Fondling	5	N/A
Forcible Rape	1	N/A
Gambling Equipment Violations	1	N/A
Impersonation	5	N/A
Intimidation	7	N/A
Motor Vehicle Theft	50	N/A
Pornography/Obscene Material	2	N/A
Prostitution	1	N/A
Purse-snatching	13	N/A
Robbery	4	N/A
Sexual Assault With An Object	2	N/A
Shoplifting	162	N/A
Simple Assault	221	N/A
Statutory Rape	1	N/A
Stolen Property Offenses	10	N/A
Theft From Building	2	N/A
Theft From Coin Operated Machine or Device	1	N/A
Theft From Motor Vehicle	52	N/A
Theft of Motor Vehicle Parts/Accessories	148	N/A
Weapon Law Violations	9	N/A

Huntington SP Index Offense Count Crime Rate Population  
788

## Marshall Univ Police

<u>Offense</u>	<u>Offense</u>	<u>Crime Rate (per 1,000 persons)</u>
Aggravated Assault	4	N/A
All Other Larceny	11	N/A
Burglary/Breaking & Entering	14	N/A
Counterfeiting/Forgery	1	N/A
Credit Card/Automatic Teller Fraud	1	N/A
Destruction/Damage/Vandalism of Property	67	N/A
Drug Equipment Violations	1	N/A
Drug/Narcotic Violations	42	N/A
Embezzlement	1	N/A
False Pretenses/Swindle/Confidence Game	6	N/A
Intimidation	14	N/A
Kidnaping/Abduction	1	N/A
Motor Vehicle Theft	1	N/A
Robbery	1	N/A
Sexual Assault With An Object	1	N/A
Shoplifting	3	N/A
Simple Assault	21	N/A
Stolen Property Offenses	5	N/A
Theft From Building	87	N/A
Theft From Coin Operated Machine or Device	2	N/A
Theft From Motor Vehicle	33	N/A
Theft of Motor Vehicle Parts/Accessories	4	N/A
Weapon Law Violations	10	N/A

Marshall Univ Police Index Offense Count Crime Rate Population  
160

## Milton PD

<u>Offense</u>	<u>Offense</u>	<u>Crime Rate (per 1,000 persons)</u>
All Other Larceny	9	3.95
Burglary/Breaking & Entering	8	3.51
Destruction/Damage/Vandalism of Property	4	1.76
Drug/Narcotic Violations	1	0.44
Intimidation	3	1.32
Motor Vehicle Theft	2	0.88
Purse-snatching	1	0.44
Robbery	1	0.44
Shoplifting	4	1.76
Simple Assault	16	7.02
Theft From Building	5	2.19
Theft From Coin Operated Machine or Device	2	0.88
Theft From Motor Vehicle	5	2.19

Milton PD	<u>Index Offense Count</u>	<u>Crime Rate</u>	<u>Population</u>
	37	16.24	2,279

### tf Huntington Drug & Vio Crime

<u>Offense</u>	<u>Offense</u>	<u>Crime Rate (per 1,000 persons)</u>
Drug/Narcotic Violations	30	N/A
Weapon Law Violations	1	N/A

tf Huntington Drug & Vio Crime	<u>Index Offense Count</u>	<u>Crime Rate</u>	<u>Population</u>
	0		

## CABELL

	<u>Index Offense</u>	<u>Crime Rate</u>	<u>Population</u>
	5,800	58.65	98,893

## Calhoun

---

### Grantsville SP

<u>Offense</u>	<u>Offense</u>	<u>Crime Rate (per 1,000 persons)</u>
Aggravated Assault	3	N/A
All Other Larceny	8	N/A
Burglary/Breaking & Entering	30	N/A
Counterfeiting/Forgery	4	N/A
Destruction/Damage/Vandalism of Property	27	N/A
Drug/Narcotic Violations	8	N/A
Embezzlement	1	N/A
False Pretenses/Swindle/Confidence Game	3	N/A
Forcible Fondling	2	N/A
Forcible Rape	1	N/A
Forcible Sodomy	2	N/A
Intimidation	2	N/A
Kidnaping/Abduction	1	N/A
Motor Vehicle Theft	5	N/A
Simple Assault	20	N/A
Statutory Rape	1	N/A
Stolen Property Offenses	1	N/A
Theft From Building	1	N/A
Theft From Coin Operated Machine or Device	1	N/A
Theft From Motor Vehicle	3	N/A
Theft of Motor Vehicle Parts/Accessories	1	N/A
Weapon Law Violations	2	N/A

Grantsville SP	<u>Index Offense Count</u>	<u>Crime Rate</u>	<u>Population</u>
	53		

## Calhoun

	<u>Index Offense</u>	<u>Crime Rate</u>	<u>Population</u>
	53		

## Clay

---

## Clay SP

<u>Offense</u>	<u>Offense</u>	<u>Crime Rate (per 1,000 persons)</u>
Aggravated Assault	6	N/A
All Other Larceny	33	N/A
Arson	3	N/A
Burglary/Breaking & Entering	34	N/A
Counterfeiting/Forgery	4	N/A
Credit Card/Automatic Teller Fraud	2	N/A
Destruction/Damage/Vandalism of Property	32	N/A
Drug/Narcotic Violations	34	N/A
Forcible Rape	1	N/A
Intimidation	8	N/A
Kidnaping/Abduction	2	N/A
Motor Vehicle Theft	7	N/A
Murder and Nonnegligent Manslaughter	2	N/A
Robbery	1	N/A
Sexual Assault With An Object	2	N/A
Shoplifting	1	N/A
Simple Assault	44	N/A
Stolen Property Offenses	1	N/A
Theft From Motor Vehicle	4	N/A
Theft of Motor Vehicle Parts/Accessories	6	N/A
Weapon Law Violations	5	N/A

	<u>Index Offense Count</u>	<u>Crime Rate</u>	<u>Population</u>
Clay SP	95		

## DNR - 3 - Clay

<u>Offense</u>	<u>Offense</u>	<u>Crime Rate (per 1,000 persons)</u>
Drug/Narcotic Violations	1	N/A

	<u>Index Offense Count</u>	<u>Crime Rate</u>	<u>Population</u>
DNR - 3 - Clay	0		

## Clay

	<u>Index Offense</u>	<u>Crime Rate</u>	<u>Population</u>
	95		

## Doddridge

### West Union PD

<u>Offense</u>	<u>Offense</u>	<u>Crime Rate (per 1,000 persons)</u>
All Other Larceny	1	1.24
Burglary/Breaking & Entering	7	8.71
Counterfeiting/Forgery	1	1.24
Destruction/Damage/Vandalism of Property	3	3.73
False Pretenses/Swindle/Confidence Game	1	1.24
Motor Vehicle Theft	1	1.24
Purse-snatching	1	1.24



Simple Assault	1	1.24
Stolen Property Offenses	1	1.24
Theft From Motor Vehicle	1	1.24
Theft of Motor Vehicle Parts/Accessories	2	2.49

	<u>Index Offense Count</u>	<u>Crime Rate</u>	<u>Population</u>
West Union PD	13	16.17	804

## West Union SP

<u>Offense</u>	<u>Offense</u>	<u>Crime Rate (per 1,000 persons)</u>
Aggravated Assault	4	N/A
All Other Larceny	13	N/A
Burglary/Breaking & Entering	8	N/A
Counterfeiting/Forgery	1	N/A
Destruction/Damage/Vandalism of Property	7	N/A
Drug Equipment Violations	1	N/A
Drug/Narcotic Violations	6	N/A
False Pretenses/Swindle/Confidence Game	3	N/A
Forcible Fondling	4	N/A
Impersonation	2	N/A
Intimidation	7	N/A
Kidnaping/Abduction	1	N/A
Motor Vehicle Theft	3	N/A
Simple Assault	16	N/A
Theft From Motor Vehicle	2	N/A
Weapon Law Violations	2	N/A

	<u>Index Offense Count</u>	<u>Crime Rate</u>	<u>Population</u>
West Union SP	30		

## Doddridge

	<u>Index Offense</u>	<u>Crime Rate</u>	<u>Population</u>
	43	53.48	804

## Fayette

### Ansted PD

<u>Offense</u>	<u>Offense</u>	<u>Crime Rate (per 1,000 persons)</u>
All Other Larceny	11	6.80
Burglary/Breaking & Entering	3	1.85
Destruction/Damage/Vandalism of Property	3	1.85
Intimidation	1	0.62
Simple Assault	4	2.47

	<u>Index Offense Count</u>	<u>Crime Rate</u>	<u>Population</u>
Ansted PD	14	8.65	1,618

### DNR - 4 - Fayette

<u>Offense</u>	<u>Offense</u>	<u>Crime Rate (per 1,000 persons)</u>
Drug/Narcotic Violations	2	N/A

DNR - 4 - Fayette Index Offense Count Crime Rate Population

0

## Fayette Co SO

<u>Offense</u>	<u>Offense</u>	<u>Crime Rate (per 1,000 persons)</u>
Aggravated Assault	32	1.03
All Other Larceny	99	3.19
Arson	4	0.13
Burglary/Breaking & Entering	116	3.73
Counterfeiting/Forgery	16	0.52
Credit Card/Automatic Teller Fraud	3	0.10
Destruction/Damage/Vandalism of Property	114	3.67
Drug/Narcotic Violations	5	0.16
Embezzlement	1	0.03
False Pretenses/Swindle/Confidence Game	21	0.68
Forcible Fondling	10	0.32
Forcible Rape	9	0.29
Intimidation	14	0.45
Kidnaping/Abduction	5	0.16
Motor Vehicle Theft	15	0.48
Murder and Nonnegligent Manslaughter	1	0.03
Robbery	6	0.19
Sexual Assault With An Object	1	0.03
Shoplifting	5	0.16
Simple Assault	125	4.02
Statutory Rape	1	0.03
Theft From Coin Operated Machine or Device	1	0.03
Theft From Motor Vehicle	14	0.45
Theft of Motor Vehicle Parts/Accessories	21	0.68
Weapon Law Violations	4	0.13

Fayette Co SO Index Offense Count Crime Rate Population

319

10.27

31,066

## Fayetteville PD

<u>Offense</u>	<u>Offense</u>	<u>Crime Rate (per 1,000 persons)</u>
All Other Larceny	15	5.61
Burglary/Breaking & Entering	3	1.12
Destruction/Damage/Vandalism of Property	16	5.99
Drug Equipment Violations	1	0.37
Drug/Narcotic Violations	2	0.75
Intimidation	5	1.87
Motor Vehicle Theft	1	0.37
Simple Assault	4	1.50
Theft From Building	6	2.25
Theft From Motor Vehicle	2	0.75
Theft of Motor Vehicle Parts/Accessories	3	1.12
Weapon Law Violations	2	0.75

Fayetteville PD	<u>Index Offense Count</u>	<u>Crime Rate</u>	<u>Population</u>
	30	11.23	2,672

## FIRE MARSHAL - Fayette

<u>Offense</u>	<u>Offense</u>	<u>Crime Rate (per 1,000 persons)</u>
Arson	1	N/A

FIRE MARSHAL - Fayette	<u>Index Offense Count</u>	<u>Crime Rate</u>	<u>Population</u>
	0		

## Gauley Bridge SP

<u>Offense</u>	<u>Offense</u>	<u>Crime Rate (per 1,000 persons)</u>
Aggravated Assault	2	N/A
All Other Larceny	19	N/A
Burglary/Breaking & Entering	16	N/A
Counterfeiting/Forgery	4	N/A
Destruction/Damage/Vandalism of Property	23	N/A
Drug/Narcotic Violations	10	N/A
False Pretenses/Swindle/Confidence Game	3	N/A
Intimidation	6	N/A
Motor Vehicle Theft	8	N/A
Sexual Assault With An Object	1	N/A
Shoplifting	2	N/A
Simple Assault	17	N/A
Stolen Property Offenses	3	N/A
Theft From Building	5	N/A
Theft From Motor Vehicle	13	N/A
Theft of Motor Vehicle Parts/Accessories	3	N/A

Gauley Bridge SP	<u>Index Offense Count</u>	<u>Crime Rate</u>	<u>Population</u>
	68		

## Montgomery PD

<u>Offense</u>	<u>Offense</u>	<u>Crime Rate (per 1,000 persons)</u>
All Other Larceny	10	4.94
Burglary/Breaking & Entering	7	3.46
Destruction/Damage/Vandalism of Property	20	9.88
Drug Equipment Violations	1	0.49
Intimidation	2	0.99
Motor Vehicle Theft	1	0.49
Shoplifting	6	2.96
Simple Assault	8	3.95
Theft From Building	3	1.48
Theft From Coin Operated Machine or Device	9	4.44
Theft From Motor Vehicle	13	6.42
Weapon Law Violations	1	0.49

Montgomery PD	<u>Index Offense Count</u>	<u>Crime Rate</u>	<u>Population</u>
	49	24.20	2,025

## Oak Hill SP

<u>Offense</u>	<u>Offense</u>	<u>Crime Rate (per 1,000 persons)</u>
Aggravated Assault	10	N/A
All Other Larceny	33	N/A
Arson	2	N/A
Burglary/Breaking & Entering	31	N/A
Counterfeiting/Forgery	19	N/A
Destruction/Damage/Vandalism of Property	39	N/A
Drug/Narcotic Violations	22	N/A
Embezzlement	3	N/A
False Pretenses/Swindle/Confidence Game	10	N/A
Forcible Fondling	1	N/A
Intimidation	5	N/A
Motor Vehicle Theft	15	N/A
Murder and Nonnegligent Manslaughter	1	N/A
Robbery	1	N/A
Simple Assault	29	N/A
Stolen Property Offenses	3	N/A
Theft From Building	8	N/A
Theft From Motor Vehicle	56	N/A
Theft of Motor Vehicle Parts/Accessories	3	N/A
Weapon Law Violations	4	N/A

	<u>Index Offense Count</u>	<u>Crime Rate</u>	<u>Population</u>
Oak Hill SP	158		

## Smithers PD

<u>Offense</u>	<u>Offense</u>	<u>Crime Rate (per 1,000 persons)</u>
Aggravated Assault	2	2.31
All Other Larceny	9	10.42
Burglary/Breaking & Entering	5	5.79
Destruction/Damage/Vandalism of Property	20	23.15
Drug Equipment Violations	1	1.16
Drug/Narcotic Violations	2	2.31
False Pretenses/Swindle/Confidence Game	2	2.31
Intimidation	6	6.94
Robbery	2	2.31
Shoplifting	4	4.63
Simple Assault	15	17.36
Theft From Building	11	12.73
Theft From Coin Operated Machine or Device	1	1.16
Theft From Motor Vehicle	4	4.63

	<u>Index Offense Count</u>	<u>Crime Rate</u>	<u>Population</u>
Smithers PD	38	43.98	864

## Turnpike - Fayette

<u>Offense</u>	<u>Offense</u>	<u>Crime Rate (per 1,000 persons)</u>
----------------	----------------	---------------------------------------

All Other Larceny	1	N/A
Counterfeiting/Forgery	1	N/A
Destruction/Damage/Vandalism of Property	1	N/A
Drug/Narcotic Violations	5	N/A
Stolen Property Offenses	1	N/A
Weapon Law Violations	1	N/A

	<u>Index Offense Count</u>	<u>Crime Rate</u>	<u>Population</u>
Turnpike - Fayette	1		

## WVU Tech-Security

<u>Offense</u>	<u>Offense</u>	<u>Crime Rate (per 1,000 persons)</u>
Aggravated Assault	2	N/A
All Other Larceny	4	N/A
Burglary/Breaking & Entering	3	N/A
Destruction/Damage/Vandalism of Property	12	N/A
Drug/Narcotic Violations	1	N/A
Embezzlement	1	N/A
Intimidation	5	N/A
Simple Assault	5	N/A
Stolen Property Offenses	1	N/A
Theft From Building	12	N/A
Theft From Coin Operated Machine or Device	3	N/A
Theft From Motor Vehicle	5	N/A

	<u>Index Offense Count</u>	<u>Crime Rate</u>	<u>Population</u>
WVU Tech-Security	29		

## Fayette

	<u>Index Offense</u>	<u>Crime Rate</u>	<u>Population</u>
	706	18.46	38,245

## Gilmer

### Gilmer Co SO

<u>Offense</u>	<u>Offense</u>	<u>Crime Rate (per 1,000 persons)</u>
Aggravated Assault	1	0.18
All Other Larceny	9	1.63
Arson	3	0.54
Burglary/Breaking & Entering	11	2.00
Counterfeiting/Forgery	1	0.18
Destruction/Damage/Vandalism of Property	22	3.99
Drug/Narcotic Violations	3	0.54
Intimidation	3	0.54
Motor Vehicle Theft	5	0.91
Simple Assault	7	1.27
Theft From Building	2	0.36
Theft From Motor Vehicle	2	0.36
Theft of Motor Vehicle Parts/Accessories	1	0.18

	<u>Index Offense Count</u>	<u>Crime Rate</u>	<u>Population</u>
Gilmer Co SO	31	5.62	5,512

## Glennville PD

<u>Offense</u>	<u>Offense</u>	<u>Crime Rate (per 1,000 persons)</u>
Aggravated Assault	1	0.68
All Other Larceny	3	2.03
Burglary/Breaking & Entering	8	5.42
Destruction/Damage/Vandalism of Property	5	3.39
Forcible Rape	1	0.68
Motor Vehicle Theft	1	0.68
Shoplifting	2	1.36
Simple Assault	4	2.71
Theft From Coin Operated Machine or Device	1	0.68
Theft From Motor Vehicle	5	3.39

	<u>Index Offense Count</u>	<u>Crime Rate</u>	<u>Population</u>
Glennville PD	22	14.91	1,476

## Glennville SP

<u>Offense</u>	<u>Offense</u>	<u>Crime Rate (per 1,000 persons)</u>
Aggravated Assault	2	N/A
All Other Larceny	19	N/A
Burglary/Breaking & Entering	3	N/A
Counterfeiting/Forgery	2	N/A
Destruction/Damage/Vandalism of Property	16	N/A
Drug/Narcotic Violations	8	N/A
Embezzlement	1	N/A
False Pretenses/Swindle/Confidence Game	3	N/A
Forcible Rape	1	N/A
Incest	1	N/A
Intimidation	5	N/A
Motor Vehicle Theft	3	N/A
Simple Assault	15	N/A
Stolen Property Offenses	2	N/A
Theft From Motor Vehicle	3	N/A
Theft of Motor Vehicle Parts/Accessories	5	N/A
Weapon Law Violations	2	N/A
Welfare Fraud	1	N/A

	<u>Index Offense Count</u>	<u>Crime Rate</u>	<u>Population</u>
Glennville SP	36		

## Glennville State College

<u>Offense</u>	<u>Offense</u>	<u>Crime Rate (per 1,000 persons)</u>
All Other Larceny	5	N/A
Burglary/Breaking & Entering	9	N/A
Destruction/Damage/Vandalism of Property	9	N/A
Drug/Narcotic Violations	4	N/A

Forcible Fondling	1	N/A
Simple Assault	2	N/A

	<u>Index Offense Count</u>	<u>Crime Rate</u>	<u>Population</u>
Glenville State College	14		

## Gilmer

	<u>Index Offense</u>	<u>Crime Rate</u>	<u>Population</u>
	103	14.74	6,988

## Grant

### DNR - 2 - Grant

<u>Offense</u>	<u>Offense</u>	<u>Crime Rate (per 1,000 persons)</u>
Drug/Narcotic Violations	3	N/A

	<u>Index Offense Count</u>	<u>Crime Rate</u>	<u>Population</u>
DNR - 2 - Grant	0		

### Grant Co SO

<u>Offense</u>	<u>Offense</u>	<u>Crime Rate (per 1,000 persons)</u>
Aggravated Assault	4	0.46
All Other Larceny	9	1.04
Arson	1	0.12
Burglary/Breaking & Entering	29	3.34
Counterfeiting/Forgery	1	0.12
Destruction/Damage/Vandalism of Property	42	4.84
Drug/Narcotic Violations	7	0.81
Forcible Fondling	2	0.23
Forcible Sodomy	1	0.12
Intimidation	1	0.12
Kidnaping/Abduction	1	0.12
Motor Vehicle Theft	6	0.69
Sexual Assault With An Object	1	0.12
Shoplifting	3	0.35
Simple Assault	25	2.88
Statutory Rape	2	0.23
Theft From Building	2	0.23
Theft From Coin Operated Machine or Device	1	0.12
Theft From Motor Vehicle	2	0.23
Theft of Motor Vehicle Parts/Accessories	1	0.12
Weapon Law Violations	1	0.12
Wire Fraud	1	0.12

	<u>Index Offense Count</u>	<u>Crime Rate</u>	<u>Population</u>
Grant Co SO	57	6.57	8,675

### Petersburg SP

<u>Offense</u>	<u>Offense</u>	<u>Crime Rate (per 1,000 persons)</u>
Aggravated Assault	1	N/A
All Other Larceny	6	N/A

Burglary/Breaking & Entering	9	N/A
Counterfeiting/Forgery	2	N/A
Destruction/Damage/Vandalism of Property	12	N/A
Drug/Narcotic Violations	4	N/A
Embezzlement	2	N/A
False Pretenses/Swindle/Confidence Game	6	N/A
Forcible Fondling	2	N/A
Forcible Rape	1	N/A
Intimidation	5	N/A
Kidnaping/Abduction	1	N/A
Motor Vehicle Theft	6	N/A
Simple Assault	17	N/A
Theft From Building	1	N/A
Theft of Motor Vehicle Parts/Accessories	12	N/A
Weapon Law Violations	2	N/A

	<u>Index Offense Count</u>	<u>Crime Rate</u>	<u>Population</u>
Petersburg SP	36		

<b>Grant</b>	<u>Index Offense</u>	<u>Crime Rate</u>	<u>Population</u>
	93	10.72	8,675

## Greenbrier

### DNR - 4 - Greenbrier

<u>Offense</u>	<u>Offense</u>	<u>Crime Rate (per 1,000 persons)</u>
Arson	1	N/A
Drug/Narcotic Violations	7	N/A
Simple Assault	1	N/A
Weapon Law Violations	3	N/A

	<u>Index Offense Count</u>	<u>Crime Rate</u>	<u>Population</u>
DNR - 4 - Greenbrier	0		

### Greenbrier Co SO

<u>Offense</u>	<u>Offense</u>	<u>Crime Rate (per 1,000 persons)</u>
Aggravated Assault	24	0.96
All Other Larceny	9	0.36
Burglary/Breaking & Entering	26	1.04
Counterfeiting/Forgery	6	0.24
Destruction/Damage/Vandalism of Property	35	1.40
Drug/Narcotic Violations	4	0.16
Embezzlement	1	0.04
Forcible Fondling	2	0.08
Forcible Rape	2	0.08
Intimidation	8	0.32
Kidnaping/Abduction	1	0.04
Motor Vehicle Theft	6	0.24
Robbery	1	0.04



Shoplifting	3	0.12
Simple Assault	32	1.28
Theft From Building	16	0.64
Theft From Motor Vehicle	11	0.44
Weapon Law Violations	1	0.04

	<u>Index Offense Count</u>	<u>Crime Rate</u>	<u>Population</u>
Greenbrier Co SO	98	3.93	24,956

## Lewisburg PD

<u>Offense</u>	<u>Offense</u>	<u>Crime Rate (per 1,000 persons)</u>
All Other Larceny	8	2.23
Burglary/Breaking & Entering	6	1.67
Counterfeiting/Forgery	7	1.95
Destruction/Damage/Vandalism of Property	7	1.95
Drug/Narcotic Violations	7	1.95
Embezzlement	1	0.28
False Pretenses/Swindle/Confidence Game	1	0.28
Forcible Fondling	3	0.84
Forcible Rape	2	0.56
Intimidation	1	0.28
Motor Vehicle Theft	2	0.56
Pocket-picking	1	0.28
Purse-snatching	4	1.11
Shoplifting	25	6.96
Simple Assault	14	3.90
Stolen Property Offenses	1	0.28
Theft From Building	16	4.45
Theft From Coin Operated Machine or Device	1	0.28
Theft From Motor Vehicle	13	3.62
Weapon Law Violations	1	0.28

	<u>Index Offense Count</u>	<u>Crime Rate</u>	<u>Population</u>
Lewisburg PD	78	21.71	3,592

## Lewisburg SP

<u>Offense</u>	<u>Offense</u>	<u>Crime Rate (per 1,000 persons)</u>
Aggravated Assault	6	N/A
All Other Larceny	50	N/A
Burglary/Breaking & Entering	17	N/A
Counterfeiting/Forgery	22	N/A
Credit Card/Automatic Teller Fraud	3	N/A
Destruction/Damage/Vandalism of Property	41	N/A
Drug/Narcotic Violations	14	N/A
Embezzlement	2	N/A
False Pretenses/Swindle/Confidence Game	9	N/A
Forcible Fondling	1	N/A
Forcible Rape	1	N/A
Forcible Sodomy	2	N/A

Intimidation	7	N/A
Motor Vehicle Theft	6	N/A
Sexual Assault With An Object	1	N/A
Shoplifting	3	N/A
Simple Assault	25	N/A
Statutory Rape	3	N/A
Stolen Property Offenses	2	N/A
Theft From Building	7	N/A
Theft of Motor Vehicle Parts/Accessories	17	N/A

<u>Index Offense Count</u>	<u>Crime Rate</u>	<u>Population</u>
107		

Lewisburg SP

## Rainelle PD

<u>Offense</u>	<u>Offense</u>	<u>Crime Rate (per 1,000 persons)</u>
Drug/Narcotic Violations	1	0.66

<u>Index Offense Count</u>	<u>Crime Rate</u>	<u>Population</u>
0	0.00	1,511

Rainelle PD

## Rainelle SP

<u>Offense</u>	<u>Offense</u>	<u>Crime Rate (per 1,000 persons)</u>
Aggravated Assault	5	N/A
All Other Larceny	30	N/A
Burglary/Breaking & Entering	16	N/A
Counterfeiting/Forgery	1	N/A
Credit Card/Automatic Teller Fraud	1	N/A
Destruction/Damage/Vandalism of Property	26	N/A
Drug Equipment Violations	1	N/A
Drug/Narcotic Violations	1	N/A
False Pretenses/Swindle/Confidence Game	3	N/A
Forcible Fondling	1	N/A
Kidnaping/Abduction	1	N/A
Motor Vehicle Theft	3	N/A
Robbery	1	N/A
Shoplifting	2	N/A
Simple Assault	19	N/A
Statutory Rape	1	N/A
Theft From Building	3	N/A
Theft From Motor Vehicle	2	N/A
Theft of Motor Vehicle Parts/Accessories	6	N/A
Weapon Law Violations	1	N/A

<u>Index Offense Count</u>	<u>Crime Rate</u>	<u>Population</u>
68		

Rainelle SP

## Ronceverte PD

<u>Offense</u>	<u>Offense</u>	<u>Crime Rate (per 1,000 persons)</u>
Aggravated Assault	3	1.94
All Other Larceny	4	2.59

Arson	1	0.65
Burglary/Breaking & Entering	4	2.59
Destruction/Damage/Vandalism of Property	13	8.40
Drug/Narcotic Violations	6	3.88
Forcible Fondling	2	1.29
Simple Assault	12	7.76
Stolen Property Offenses	1	0.65
Theft From Building	7	4.52
Theft From Motor Vehicle	3	1.94
Weapon Law Violations	3	1.94

	<u>Index Offense Count</u>	<u>Crime Rate</u>	<u>Population</u>
Ronceverte PD	21	13.57	1,547

### tf Greenbrier Co Drug

<u>Offense</u>	<u>Offense</u>	<u>Crime Rate (per 1,000 persons)</u>
Drug/Narcotic Violations	34	N/A

	<u>Index Offense Count</u>	<u>Crime Rate</u>	<u>Population</u>
tf Greenbrier Co Drug	0		

### White Sulphur Springs PD

<u>Offense</u>	<u>Offense</u>	<u>Crime Rate (per 1,000 persons)</u>
Aggravated Assault	3	1.26
Burglary/Breaking & Entering	1	0.42
Destruction/Damage/Vandalism of Property	1	0.42
Drug Equipment Violations	1	0.42
Drug/Narcotic Violations	3	1.26
Embezzlement	1	0.42
Intimidation	1	0.42
Simple Assault	14	5.89
Theft From Building	1	0.42
Weapon Law Violations	2	0.84

	<u>Index Offense Count</u>	<u>Crime Rate</u>	<u>Population</u>
White Sulphur Springs PD	5	2.10	2,378

### Greenbrier

	<u>Index Offense</u>	<u>Crime Rate</u>	<u>Population</u>
	377	11.09	33,984

## Hampshire

### Capon Bridge PD

<u>Offense</u>	<u>Offense</u>	<u>Crime Rate (per 1,000 persons)</u>
All Other Larceny	6	28.99
Burglary/Breaking & Entering	2	9.66
Counterfeiting/Forgery	1	4.83
Destruction/Damage/Vandalism of Property	5	24.15
Drug/Narcotic Violations	4	19.32
Simple Assault	3	14.49

Capon Bridge PD	<u>Index Offense Count</u>	<u>Crime Rate</u>	<u>Population</u>
	8	38.65	207

## DNR - 2 - Hampshire

<u>Offense</u>	<u>Offense</u>	<u>Crime Rate (per 1,000 persons)</u>
Weapon Law Violations	3	N/A

DNR - 2 - Hampshire	<u>Index Offense Count</u>	<u>Crime Rate</u>	<u>Population</u>
	0		

## FIRE MARSHAL - Hampshire

<u>Offense</u>	<u>Offense</u>	<u>Crime Rate (per 1,000 persons)</u>
Arson	3	N/A

FIRE MARSHAL - Hampshire	<u>Index Offense Count</u>	<u>Crime Rate</u>	<u>Population</u>
	0		

## Hampshire Co SO

<u>Offense</u>	<u>Offense</u>	<u>Crime Rate (per 1,000 persons)</u>
Aggravated Assault	21	1.08
All Other Larceny	28	1.44
Arson	1	0.05
Burglary/Breaking & Entering	26	1.34
Counterfeiting/Forgery	9	0.46
Credit Card/Automatic Teller Fraud	1	0.05
Destruction/Damage/Vandalism of Property	32	1.65
Drug/Narcotic Violations	70	3.61
Embezzlement	1	0.05
False Pretenses/Swindle/Confidence Game	7	0.36
Forcible Fondling	2	0.10
Forcible Rape	1	0.05
Intimidation	12	0.62
Kidnaping/Abduction	1	0.05
Motor Vehicle Theft	7	0.36
Sexual Assault With An Object	2	0.10
Shoplifting	1	0.05
Simple Assault	42	2.17
Stolen Property Offenses	4	0.21
Theft From Building	20	1.03
Theft From Motor Vehicle	4	0.21
Theft of Motor Vehicle Parts/Accessories	1	0.05
Weapon Law Violations	3	0.15

Hampshire Co SO	<u>Index Offense Count</u>	<u>Crime Rate</u>	<u>Population</u>
	109	5.62	19,391

## Romney PD

<u>Offense</u>	<u>Offense</u>	<u>Crime Rate (per 1,000 persons)</u>
Aggravated Assault	1	0.51
All Other Larceny	3	1.53

Arson	1	0.51
Burglary/Breaking & Entering	3	1.53
Counterfeiting/Forgery	2	1.02
Destruction/Damage/Vandalism of Property	5	2.55
Drug/Narcotic Violations	3	1.53
Embezzlement	1	0.51
Motor Vehicle Theft	1	0.51
Sexual Assault With An Object	1	0.51
Simple Assault	8	4.08
Theft From Motor Vehicle	5	2.55

	<u>Index Offense Count</u>	<u>Crime Rate</u>	<u>Population</u>
Romney PD	13	6.63	1,962

## Romney SP

<u>Offense</u>	<u>Offense</u>	<u>Crime Rate (per 1,000 persons)</u>
Aggravated Assault	17	N/A
All Other Larceny	63	N/A
Arson	1	N/A
Burglary/Breaking & Entering	59	N/A
Counterfeiting/Forgery	17	N/A
Credit Card/Automatic Teller Fraud	2	N/A
Destruction/Damage/Vandalism of Property	69	N/A
Drug Equipment Violations	1	N/A
Drug/Narcotic Violations	66	N/A
Embezzlement	2	N/A
False Pretenses/Swindle/Confidence Game	13	N/A
Forcible Fondling	5	N/A
Forcible Rape	4	N/A
Gambling Equipment Violations	1	N/A
Impersonation	1	N/A
Incest	1	N/A
Intimidation	20	N/A
Kidnaping/Abduction	2	N/A
Motor Vehicle Theft	23	N/A
Murder and Nonnegligent Manslaughter	1	N/A
Sexual Assault With An Object	4	N/A
Shoplifting	6	N/A
Simple Assault	119	N/A
Statutory Rape	1	N/A
Stolen Property Offenses	3	N/A
Theft From Building	2	N/A
Theft From Motor Vehicle	6	N/A
Theft of Motor Vehicle Parts/Accessories	31	N/A
Weapon Law Violations	14	N/A

	<u>Index Offense Count</u>	<u>Crime Rate</u>	<u>Population</u>
Romney SP	212		

# Hampshire

<u>Index Offense</u>	<u>Crime Rate</u>	<u>Population</u>
342	15.86	21,560

# Hancock

## Chester PD

<u>Offense</u>	<u>Offense</u>	<u>Crime Rate (per 1,000 persons)</u>
All Other Larceny	22	8.95
Arson	1	0.41
Burglary/Breaking & Entering	7	2.85
Counterfeiting/Forgery	1	0.41
Destruction/Damage/Vandalism of Property	15	6.10
Drug/Narcotic Violations	1	0.41
Intimidation	1	0.41
Motor Vehicle Theft	2	0.81
Shoplifting	3	1.22
Simple Assault	15	6.10
Stolen Property Offenses	2	0.81
Theft From Building	2	0.81
Theft From Motor Vehicle	1	0.41

	<u>Index Offense Count</u>	<u>Crime Rate</u>	<u>Population</u>
Chester PD	37	15.05	2,458

## FIRE MARSHAL - Hancock

<u>Offense</u>	<u>Offense</u>	<u>Crime Rate (per 1,000 persons)</u>
Arson	4	N/A

	<u>Index Offense Count</u>	<u>Crime Rate</u>	<u>Population</u>
FIRE MARSHAL - Hancock	0		

## Hancock Co SO

<u>Offense</u>	<u>Offense</u>	<u>Crime Rate (per 1,000 persons)</u>
Aggravated Assault	3	0.25
All Other Larceny	14	1.15
Burglary/Breaking & Entering	27	2.23
Counterfeiting/Forgery	1	0.08
Credit Card/Automatic Teller Fraud	5	0.41
Destruction/Damage/Vandalism of Property	17	1.40
Drug/Narcotic Violations	5	0.41
False Pretenses/Swindle/Confidence Game	3	0.25
Intimidation	4	0.33
Motor Vehicle Theft	5	0.41
Robbery	3	0.25
Simple Assault	30	2.47
Theft From Building	2	0.16
Theft From Motor Vehicle	11	0.91
Theft of Motor Vehicle Parts/Accessories	1	0.08

Weapon Law Violations 1 0.08

	<u>Index Offense Count</u>	<u>Crime Rate</u>	<u>Population</u>
Hancock Co SO	66	5.44	12,126

### New Cumberland PD

<u>Offense</u>	<u>Offense</u>	<u>Crime Rate (per 1,000 persons)</u>
All Other Larceny	1	0.95
Burglary/Breaking & Entering	1	0.95
Destruction/Damage/Vandalism of Property	2	1.90
Intimidation	1	0.95
Pocket-picking	1	0.95
Simple Assault	5	4.76

	<u>Index Offense Count</u>	<u>Crime Rate</u>	<u>Population</u>
New Cumberland PD	3	2.85	1,051

### New Cumberland SP

<u>Offense</u>	<u>Offense</u>	<u>Crime Rate (per 1,000 persons)</u>
Aggravated Assault	2	N/A
All Other Larceny	4	N/A
Bribery	1	N/A
Burglary/Breaking & Entering	4	N/A
Destruction/Damage/Vandalism of Property	10	N/A
Drug/Narcotic Violations	2	N/A
False Pretenses/Swindle/Confidence Game	5	N/A
Intimidation	2	N/A
Motor Vehicle Theft	1	N/A
Simple Assault	4	N/A
Theft From Building	1	N/A
Theft From Motor Vehicle	10	N/A
Theft of Motor Vehicle Parts/Accessories	3	N/A

	<u>Index Offense Count</u>	<u>Crime Rate</u>	<u>Population</u>
New Cumberland SP	25		

### tf Hancock-Brooke Drug

<u>Offense</u>	<u>Offense</u>	<u>Crime Rate (per 1,000 persons)</u>
Drug Equipment Violations	2	N/A
Drug/Narcotic Violations	13	N/A

	<u>Index Offense Count</u>	<u>Crime Rate</u>	<u>Population</u>
tf Hancock-Brooke Drug	0		

### Weirton PD

<u>Offense</u>	<u>Offense</u>	<u>Crime Rate (per 1,000 persons)</u>
All Other Larceny	123	6.24
Burglary/Breaking & Entering	5	0.25
Credit Card/Automatic Teller Fraud	2	0.10
Destruction/Damage/Vandalism of Property	167	8.47
False Pretenses/Swindle/Confidence Game	19	0.96

Intimidation	27	1.37
Motor Vehicle Theft	5	0.25
Purse-snatching	1	0.05
Robbery	3	0.15
Shoplifting	33	1.67
Simple Assault	131	6.65
Theft From Building	10	0.51
Theft From Coin Operated Machine or Device	2	0.10
Theft From Motor Vehicle	76	3.86
Theft of Motor Vehicle Parts/Accessories	3	0.15

	<u>Index Offense Count</u>	<u>Crime Rate</u>	<u>Population</u>
Weirton PD	261	13.24	19,707

<b>Hancock</b>	<u>Index Offense</u>	<u>Crime Rate</u>	<u>Population</u>
	392	11.09	35,342

## Hardy

---

### DNR - 2 - Hardy

<u>Offense</u>	<u>Offense</u>	<u>Crime Rate (per 1,000 persons)</u>
Drug/Narcotic Violations	5	N/A
Weapon Law Violations	1	N/A

	<u>Index Offense Count</u>	<u>Crime Rate</u>	<u>Population</u>
DNR - 2 - Hardy	0		

### Hardy Co SO

<u>Offense</u>	<u>Offense</u>	<u>Crime Rate (per 1,000 persons)</u>
Aggravated Assault	8	0.76
All Other Larceny	4	0.38
Burglary/Breaking & Entering	10	0.95
Counterfeiting/Forgery	1	0.09
Destruction/Damage/Vandalism of Property	10	0.95
False Pretenses/Swindle/Confidence Game	1	0.09
Forcible Fondling	1	0.09
Intimidation	2	0.19
Kidnaping/Abduction	1	0.09
Motor Vehicle Theft	1	0.09
Simple Assault	13	1.23
Theft From Building	4	0.38
Theft From Motor Vehicle	1	0.09
Weapon Law Violations	1	0.09

	<u>Index Offense Count</u>	<u>Crime Rate</u>	<u>Population</u>
Hardy Co SO	28	2.65	10,560

### Moorefield PD

<u>Offense</u>	<u>Offense</u>	<u>Crime Rate (per 1,000 persons)</u>
Aggravated Assault	6	2.49



All Other Larceny	9	3.73
Burglary/Breaking & Entering	7	2.90
Counterfeiting/Forgery	4	1.66
Credit Card/Automatic Teller Fraud	1	0.41
Destruction/Damage/Vandalism of Property	14	5.80
Drug/Narcotic Violations	5	2.07
False Pretenses/Swindle/Confidence Game	1	0.41
Forcible Rape	2	0.83
Impersonation	2	0.83
Intimidation	1	0.41
Motor Vehicle Theft	2	0.83
Pocket-picking	1	0.41
Robbery	1	0.41
Shoplifting	9	3.73
Simple Assault	27	11.19
Stolen Property Offenses	1	0.41
Theft From Building	6	2.49
Theft From Motor Vehicle	7	2.90
Theft of Motor Vehicle Parts/Accessories	1	0.41
Weapon Law Violations	5	2.07

	<u>Index Offense Count</u>	<u>Crime Rate</u>	<u>Population</u>
Moorefield PD	51	21.14	2,413

## Moorefield SP

<u>Offense</u>	<u>Offense</u>	<u>Crime Rate (per 1,000 persons)</u>
Aggravated Assault	13	N/A
All Other Larceny	21	N/A
Arson	1	N/A
Burglary/Breaking & Entering	23	N/A
Counterfeiting/Forgery	10	N/A
Credit Card/Automatic Teller Fraud	1	N/A
Destruction/Damage/Vandalism of Property	30	N/A
Drug/Narcotic Violations	10	N/A
False Pretenses/Swindle/Confidence Game	4	N/A
Forcible Fondling	3	N/A
Forcible Rape	5	N/A
Impersonation	5	N/A
Intimidation	19	N/A
Kidnaping/Abduction	1	N/A
Motor Vehicle Theft	8	N/A
Simple Assault	34	N/A
Stolen Property Offenses	1	N/A
Theft From Building	1	N/A
Theft From Motor Vehicle	3	N/A
Theft of Motor Vehicle Parts/Accessories	16	N/A
Weapon Law Violations	7	N/A

	<u>Index Offense Count</u>	<u>Crime Rate</u>	<u>Population</u>
Moorefield SP	90		

## Hardy

	<u>Index Offense</u>	<u>Crime Rate</u>	<u>Population</u>
	169	13.03	12,973

## Harrison

### Bridgeport PD

<u>Offense</u>	<u>Offense</u>	<u>Crime Rate (per 1,000 persons)</u>
Aggravated Assault	1	0.13
All Other Larceny	76	10.18
Burglary/Breaking & Entering	25	3.35
Counterfeiting/Forgery	23	3.08
Credit Card/Automatic Teller Fraud	6	0.80
Destruction/Damage/Vandalism of Property	58	7.77
Drug/Narcotic Violations	23	3.08
Embezzlement	5	0.67
False Pretenses/Swindle/Confidence Game	36	4.82
Forcible Fondling	5	0.67
Impersonation	2	0.27
Intimidation	11	1.47
Kidnaping/Abduction	2	0.27
Motor Vehicle Theft	6	0.80
Purse-snatching	7	0.94
Shoplifting	141	18.88
Simple Assault	57	7.63
Theft From Building	11	1.47
Theft From Coin Operated Machine or Device	2	0.27
Theft From Motor Vehicle	14	1.87
Weapon Law Violations	4	0.54

	<u>Index Offense Count</u>	<u>Crime Rate</u>	<u>Population</u>
Bridgeport PD	283	37.90	7,468

### Bridgeport SP

<u>Offense</u>	<u>Offense</u>	<u>Crime Rate (per 1,000 persons)</u>
Aggravated Assault	12	N/A
All Other Larceny	69	N/A
Arson	1	N/A
Burglary/Breaking & Entering	43	N/A
Counterfeiting/Forgery	9	N/A
Credit Card/Automatic Teller Fraud	1	N/A
Destruction/Damage/Vandalism of Property	74	N/A
Drug/Narcotic Violations	12	N/A
Embezzlement	5	N/A
False Pretenses/Swindle/Confidence Game	9	N/A
Forcible Fondling	3	N/A

Forcible Rape	1	N/A
Forcible Sodomy	1	N/A
Intimidation	8	N/A
Motor Vehicle Theft	25	N/A
Sexual Assault With An Object	6	N/A
Shoplifting	1	N/A
Simple Assault	70	N/A
Theft From Building	1	N/A
Theft From Motor Vehicle	15	N/A
Theft of Motor Vehicle Parts/Accessories	66	N/A
Weapon Law Violations	1	N/A

	<u>Index Offense Count</u>	<u>Crime Rate</u>	<u>Population</u>
Bridgeport SP	233		

### Clarksburg PD

<u>Offense</u>	<u>Offense</u>	<u>Crime Rate (per 1,000 persons)</u>
Aggravated Assault	54	3.27
All Other Larceny	460	27.82
Arson	10	0.60
Burglary/Breaking & Entering	164	9.92
Counterfeiting/Forgery	84	5.08
Credit Card/Automatic Teller Fraud	16	0.97
Destruction/Damage/Vandalism of Property	454	27.46
Drug/Narcotic Violations	52	3.14
Embezzlement	6	0.36
False Pretenses/Swindle/Confidence Game	93	5.62
Forcible Fondling	12	0.73
Forcible Rape	11	0.67
Forcible Sodomy	1	0.06
Intimidation	56	3.39
Kidnaping/Abduction	11	0.67
Motor Vehicle Theft	49	2.96
Murder and Nonnegligent Manslaughter	3	0.18
Robbery	12	0.73
Sexual Assault With An Object	4	0.24
Shoplifting	99	5.99
Simple Assault	336	20.32
Stolen Property Offenses	5	0.30
Theft From Motor Vehicle	36	2.18
Theft of Motor Vehicle Parts/Accessories	3	0.18
Weapon Law Violations	4	0.24

	<u>Index Offense Count</u>	<u>Crime Rate</u>	<u>Population</u>
Clarksburg PD	891	53.88	16,536

### FIRE MARSHAL - Harrison

<u>Offense</u>	<u>Offense</u>	<u>Crime Rate (per 1,000 persons)</u>
Arson	2	N/A

FIRE MARSHAL - Harrison	<u>Index Offense Count</u>	<u>Crime Rate</u>	<u>Population</u>
	0		

## Harrison Co SO

<u>Offense</u>	<u>Offense</u>	<u>Crime Rate (per 1,000 persons)</u>
Aggravated Assault	37	1.07
All Other Larceny	227	6.59
Arson	5	0.15
Burglary/Breaking & Entering	109	3.17
Counterfeiting/Forgery	20	0.58
Credit Card/Automatic Teller Fraud	4	0.12
Destruction/Damage/Vandalism of Property	191	5.55
Drug Equipment Violations	1	0.03
Drug/Narcotic Violations	50	1.45
Embezzlement	1	0.03
False Pretenses/Swindle/Confidence Game	82	2.38
Forcible Fondling	3	0.09
Forcible Sodomy	3	0.09
Intimidation	9	0.26
Kidnaping/Abduction	2	0.06
Motor Vehicle Theft	37	1.07
Murder and Nonnegligent Manslaughter	3	0.09
Robbery	2	0.06
Sexual Assault With An Object	8	0.23
Shoplifting	5	0.15
Simple Assault	164	4.76
Stolen Property Offenses	1	0.03
Theft From Motor Vehicle	20	0.58
Weapon Law Violations	11	0.32

Harrison Co SO	<u>Index Offense Count</u>	<u>Crime Rate</u>	<u>Population</u>
	440	12.78	34,430

## Nutter Fort PD

<u>Offense</u>	<u>Offense</u>	<u>Crime Rate (per 1,000 persons)</u>
Aggravated Assault	4	2.42
All Other Larceny	2	1.21
Burglary/Breaking & Entering	6	3.63
Destruction/Damage/Vandalism of Property	3	1.81
Drug/Narcotic Violations	3	1.81
Embezzlement	1	0.60
False Pretenses/Swindle/Confidence Game	3	1.81
Intimidation	6	3.63
Motor Vehicle Theft	2	1.21
Shoplifting	2	1.21
Simple Assault	12	7.26
Theft From Building	2	1.21
Theft From Motor Vehicle	6	3.63

Weapon Law Violations 1 0.60

Nutter Fort PD Index Offense Count 24 Crime Rate 14.52 Population 1,653

**Shinnston PD**

<u>Offense</u>	<u>Offense</u>	<u>Crime Rate (per 1,000 persons)</u>
Aggravated Assault	6	2.67
All Other Larceny	8	3.55
Assisting or Promoting Prostitution	1	0.44
Burglary/Breaking & Entering	5	2.22
Counterfeiting/Forgery	2	0.89
Destruction/Damage/Vandalism of Property	21	9.33
Drug/Narcotic Violations	33	14.66
False Pretenses/Swindle/Confidence Game	5	2.22
Forcible Rape	1	0.44
Intimidation	5	2.22
Sexual Assault With An Object	1	0.44
Shoplifting	3	1.33
Simple Assault	16	7.11
Theft From Building	2	0.89
Theft From Motor Vehicle	4	1.78
Theft of Motor Vehicle Parts/Accessories	1	0.44
Weapon Law Violations	1	0.44

Shinnston PD Index Offense Count 30 Crime Rate 13.33 Population 2,251

**Stonewood PD**

<u>Offense</u>	<u>Offense</u>	<u>Crime Rate (per 1,000 persons)</u>
Aggravated Assault	3	1.63
All Other Larceny	4	2.17
Burglary/Breaking & Entering	2	1.08
Intimidation	1	0.54
Motor Vehicle Theft	1	0.54
Simple Assault	5	2.71
Theft From Building	1	0.54

Stonewood PD Index Offense Count 11 Crime Rate 5.97 Population 1,844

**tf Harrison Co Drug & Vio Crime**

<u>Offense</u>	<u>Offense</u>	<u>Crime Rate (per 1,000 persons)</u>
Drug/Narcotic Violations	153	N/A
False Pretenses/Swindle/Confidence Game	6	N/A
Prostitution	2	N/A
Weapon Law Violations	1	N/A

tf Harrison Co Drug & Vio Crime Index Offense Count 0 Crime Rate Population

# HARRISON

<u>Index Offense</u>	<u>Crime Rate</u>	<u>Population</u>
1,912	29.79	64,182

## Jackson

### FIRE MARSHAL - Jackson

<u>Offense</u>	<u>Offense</u>	<u>Crime Rate (per 1,000 persons)</u>
Arson	3	N/A

FIRE MARSHAL - Jackson	<u>Index Offense Count</u>	<u>Crime Rate</u>	<u>Population</u>
	0		

### Jackson Co SO

<u>Offense</u>	<u>Offense</u>	<u>Crime Rate (per 1,000 persons)</u>
Aggravated Assault	14	0.66
All Other Larceny	7	0.33
Burglary/Breaking & Entering	21	0.99
Counterfeiting/Forgery	2	0.09
Destruction/Damage/Vandalism of Property	26	1.23
Drug/Narcotic Violations	2	0.09
Embezzlement	1	0.05
False Pretenses/Swindle/Confidence Game	3	0.14
Forcible Fondling	2	0.09
Forcible Rape	1	0.05
Impersonation	1	0.05
Intimidation	5	0.24
Motor Vehicle Theft	20	0.94
Purse-snatching	1	0.05
Simple Assault	84	3.96
Statutory Rape	1	0.05
Theft From Building	10	0.47
Theft From Motor Vehicle	1	0.05
Theft of Motor Vehicle Parts/Accessories	1	0.05

Jackson Co SO	<u>Index Offense Count</u>	<u>Crime Rate</u>	<u>Population</u>
	76	3.58	21,203

### Ravenswood PD

<u>Offense</u>	<u>Offense</u>	<u>Crime Rate (per 1,000 persons)</u>
Aggravated Assault	8	1.99
All Other Larceny	12	2.99
Burglary/Breaking & Entering	5	1.25
Destruction/Damage/Vandalism of Property	6	1.49
Embezzlement	1	0.25
False Pretenses/Swindle/Confidence Game	1	0.25
Intimidation	4	1.00
Motor Vehicle Theft	3	0.75
Murder and Nonnegligent Manslaughter	1	0.25

Shoplifting	2	0.50
Simple Assault	20	4.98
Statutory Rape	1	0.25
Theft From Building	2	0.50
Theft From Motor Vehicle	5	1.25

	<u>Index Offense Count</u>	<u>Crime Rate</u>	<u>Population</u>
Ravenswood PD	38	9.46	4,016

## Ripley PD

<u>Offense</u>	<u>Offense</u>	<u>Crime Rate (per 1,000 persons)</u>
Aggravated Assault	7	2.13
All Other Larceny	18	5.48
Burglary/Breaking & Entering	12	3.66
Counterfeiting/Forgery	13	3.96
Destruction/Damage/Vandalism of Property	30	9.14
Drug Equipment Violations	2	0.61
Drug/Narcotic Violations	9	2.74
False Pretenses/Swindle/Confidence Game	2	0.61
Forcible Fondling	1	0.30
Intimidation	12	3.66
Motor Vehicle Theft	2	0.61
Purse-snatching	6	1.83
Robbery	2	0.61
Shoplifting	10	3.05
Simple Assault	37	11.27
Statutory Rape	4	1.22
Theft From Building	13	3.96
Theft From Coin Operated Machine or Device	4	1.22
Theft From Motor Vehicle	22	6.70
Theft of Motor Vehicle Parts/Accessories	4	1.22
Weapon Law Violations	3	0.91

	<u>Index Offense Count</u>	<u>Crime Rate</u>	<u>Population</u>
Ripley PD	100	30.47	3,282

## Ripley SP

<u>Offense</u>	<u>Offense</u>	<u>Crime Rate (per 1,000 persons)</u>
Aggravated Assault	5	N/A
All Other Larceny	16	N/A
Arson	1	N/A
Burglary/Breaking & Entering	12	N/A
Counterfeiting/Forgery	5	N/A
Credit Card/Automatic Teller Fraud	1	N/A
Destruction/Damage/Vandalism of Property	40	N/A
Drug Equipment Violations	2	N/A
Drug/Narcotic Violations	22	N/A
Embezzlement	1	N/A
False Pretenses/Swindle/Confidence Game	5	N/A

Forcible Fondling	1	N/A
Forcible Rape	2	N/A
Impersonation	2	N/A
Intimidation	10	N/A
Motor Vehicle Theft	14	N/A
Sexual Assault With An Object	2	N/A
Shoplifting	1	N/A
Simple Assault	34	N/A
Stolen Property Offenses	4	N/A
Theft From Building	1	N/A
Theft From Motor Vehicle	8	N/A
Theft of Motor Vehicle Parts/Accessories	16	N/A
Weapon Law Violations	3	N/A

	<u>Index Offense Count</u>	<u>Crime Rate</u>	<u>Population</u>
Ripley SP	75		

## Jackson

	<u>Index Offense</u>	<u>Crime Rate</u>	<u>Population</u>
	289	10.14	28,501

## Jefferson

### Charles Town PD

<u>Offense</u>	<u>Offense</u>	<u>Crime Rate (per 1,000 persons)</u>
Aggravated Assault	9	2.64
All Other Larceny	38	11.14
Arson	1	0.29
Burglary/Breaking & Entering	8	2.35
Counterfeiting/Forgery	10	2.93
Credit Card/Automatic Teller Fraud	1	0.29
Destruction/Damage/Vandalism of Property	52	15.24
Drug/Narcotic Violations	57	16.71
False Pretenses/Swindle/Confidence Game	2	0.59
Forcible Rape	2	0.59
Intimidation	7	2.05
Kidnaping/Abduction	2	0.59
Motor Vehicle Theft	2	0.59
Purse-snatching	1	0.29
Robbery	1	0.29
Sexual Assault With An Object	1	0.29
Shoplifting	4	1.17
Simple Assault	24	7.04
Theft From Building	4	1.17
Theft From Coin Operated Machine or Device	3	0.88
Theft From Motor Vehicle	7	2.05
Theft of Motor Vehicle Parts/Accessories	4	1.17
Weapon Law Violations	4	1.17
Wire Fraud	1	0.29



Charles Town PD	<u>Index Offense Count</u>	<u>Crime Rate</u>	<u>Population</u>
	83	24.33	3,411

### DNR - 2 - Jefferson

<u>Offense</u>	<u>Offense</u>	<u>Crime Rate (per 1,000 persons)</u>
Drug/Narcotic Violations	1	N/A
Weapon Law Violations	2	N/A

DNR - 2 - Jefferson	<u>Index Offense Count</u>	<u>Crime Rate</u>	<u>Population</u>
	0		

### FIRE MARSHAL - Jefferson

<u>Offense</u>	<u>Offense</u>	<u>Crime Rate (per 1,000 persons)</u>
Arson	1	N/A

FIRE MARSHAL - Jefferson	<u>Index Offense Count</u>	<u>Crime Rate</u>	<u>Population</u>
	0		

### Harpers Ferry PD

<u>Offense</u>	<u>Offense</u>	<u>Crime Rate (per 1,000 persons)</u>
All Other Larceny	4	2.90
Burglary/Breaking & Entering	1	0.73
Counterfeiting/Forgery	1	0.73
Destruction/Damage/Vandalism of Property	3	2.18
Drug/Narcotic Violations	20	14.50
False Pretenses/Swindle/Confidence Game	1	0.73
Intimidation	2	1.45
Simple Assault	10	7.25
Stolen Property Offenses	3	2.18
Weapon Law Violations	1	0.73

Harpers Ferry PD	<u>Index Offense Count</u>	<u>Crime Rate</u>	<u>Population</u>
	5	3.63	1,379

### Jefferson Co SO

<u>Offense</u>	<u>Offense</u>	<u>Crime Rate (per 1,000 persons)</u>
Aggravated Assault	33	0.86
All Other Larceny	106	2.77
Arson	4	0.10
Burglary/Breaking & Entering	106	2.77
Counterfeiting/Forgery	19	0.50
Destruction/Damage/Vandalism of Property	106	2.77
Drug/Narcotic Violations	15	0.39
Embezzlement	6	0.16
False Pretenses/Swindle/Confidence Game	11	0.29
Forcible Fondling	3	0.08
Forcible Rape	2	0.05
Impersonation	3	0.08
Intimidation	16	0.42
Motor Vehicle Theft	36	0.94

Purse-snatching	1	0.03
Robbery	3	0.08
Sexual Assault With An Object	1	0.03
Shoplifting	17	0.44
Simple Assault	82	2.14
Statutory Rape	2	0.05
Stolen Property Offenses	3	0.08
Theft From Building	27	0.70
Theft From Coin Operated Machine or Device	1	0.03
Theft From Motor Vehicle	26	0.68
Theft of Motor Vehicle Parts/Accessories	1	0.03
Weapon Law Violations	3	0.08

	<u>Index Offense Count</u>	<u>Crime Rate</u>	<u>Population</u>
Jefferson Co SO	359	9.37	38,328

### Kearneysville SP

<u>Offense</u>	<u>Offense</u>	<u>Crime Rate (per 1,000 persons)</u>
Aggravated Assault	14	N/A
All Other Larceny	43	N/A
Arson	2	N/A
Burglary/Breaking & Entering	97	N/A
Counterfeiting/Forgery	5	N/A
Credit Card/Automatic Teller Fraud	6	N/A
Destruction/Damage/Vandalism of Property	157	N/A
Drug/Narcotic Violations	66	N/A
Embezzlement	2	N/A
False Pretenses/Swindle/Confidence Game	22	N/A
Forcible Fondling	6	N/A
Forcible Rape	4	N/A
Impersonation	3	N/A
Intimidation	5	N/A
Kidnaping/Abduction	4	N/A
Motor Vehicle Theft	40	N/A
Pornography/Obscene Material	2	N/A
Purse-snatching	2	N/A
Robbery	3	N/A
Shoplifting	23	N/A
Simple Assault	107	N/A
Stolen Property Offenses	2	N/A
Theft From Building	39	N/A
Theft From Coin Operated Machine or Device	3	N/A
Theft From Motor Vehicle	44	N/A
Theft of Motor Vehicle Parts/Accessories	67	N/A
Weapon Law Violations	2	N/A

	<u>Index Offense Count</u>	<u>Crime Rate</u>	<u>Population</u>
Kearneysville SP	379		

## Ranson PD

<u>Offense</u>	<u>Offense</u>	<u>Crime Rate (per 1,000 persons)</u>
Aggravated Assault	5	1.46
All Other Larceny	6	1.75
Burglary/Breaking & Entering	4	1.16
Counterfeiting/Forgery	2	0.58
Destruction/Damage/Vandalism of Property	8	2.33
Drug/Narcotic Violations	14	4.08
Forcible Fondling	1	0.29
Forcible Rape	1	0.29
Incest	1	0.29
Intimidation	2	0.58
Motor Vehicle Theft	3	0.87
Shoplifting	2	0.58
Simple Assault	33	9.61
Stolen Property Offenses	3	0.87
Theft From Building	1	0.29
Weapon Law Violations	1	0.29

	<u>Index Offense Count</u>	<u>Crime Rate</u>	<u>Population</u>
Ranson PD	22	6.40	3,435

## Shepherd College

<u>Offense</u>	<u>Offense</u>	<u>Crime Rate (per 1,000 persons)</u>
All Other Larceny	18	N/A
Arson	1	N/A
Destruction/Damage/Vandalism of Property	19	N/A
Drug/Narcotic Violations	1	N/A
False Pretenses/Swindle/Confidence Game	1	N/A
Intimidation	3	N/A
Simple Assault	1	N/A
Theft From Building	2	N/A
Weapon Law Violations	1	N/A

	<u>Index Offense Count</u>	<u>Crime Rate</u>	<u>Population</u>
Shepherd College	20		

## Jefferson

<u>Index Offense</u>	<u>Crime Rate</u>	<u>Population</u>
868	18.65	46,553

## KANAWHA

### BCI - SO Charleston

<u>Offense</u>	<u>Offense</u>	<u>Crime Rate (per 1,000 persons)</u>
Burglary/Breaking & Entering	1	N/A
Counterfeiting/Forgery	1	N/A
Drug/Narcotic Violations	40	N/A
False Pretenses/Swindle/Confidence Game	4	N/A

BCI - SO Charleston	<u>Index Offense Count</u>	<u>Crime Rate</u>	<u>Population</u>
	1		

## Charleston PD

Offense	Offense	Crime Rate (per 1,000 persons)
Aggravated Assault	331	6.40
All Other Larceny	1,222	23.62
Arson	28	0.54
Assisting or Promoting Prostitution	57	1.10
Burglary/Breaking & Entering	819	15.83
Counterfeiting/Forgery	243	4.70
Credit Card/Automatic Teller Fraud	133	2.57
Destruction/Damage/Vandalism of Property	1,039	20.09
Drug Equipment Violations	21	0.41
Drug/Narcotic Violations	450	8.70
Embezzlement	43	0.83
False Pretenses/Swindle/Confidence Game	87	1.68
Forcible Fondling	25	0.48
Forcible Rape	15	0.29
Forcible Sodomy	12	0.23
Impersonation	34	0.66
Intimidation	136	2.63
Kidnaping/Abduction	18	0.35
Motor Vehicle Theft	304	5.88
Murder and Nonnegligent Manslaughter	6	0.12
Prostitution	16	0.31
Purse-snatching	4	0.08
Robbery	128	2.47
Sexual Assault With An Object	17	0.33
Shoplifting	569	11.00
Simple Assault	1,097	21.21
Statutory Rape	5	0.10
Stolen Property Offenses	61	1.18
Theft From Building	1	0.02
Theft From Motor Vehicle	894	17.28
Theft of Motor Vehicle Parts/Accessories	135	2.61
Weapon Law Violations	72	1.39

Charleston PD	<u>Index Offense Count</u>	<u>Crime Rate</u>	<u>Population</u>
	4,428	85.60	51,728

## Chesapeake PD

Offense	Offense	Crime Rate (per 1,000 persons)
All Other Larceny	2	1.26
Burglary/Breaking & Entering	1	0.63
Intimidation	1	0.63
Motor Vehicle Theft	2	1.26
Simple Assault	7	4.42

Theft From Motor Vehicle	2	1.26
--------------------------	---	------

<u>Index Offense Count</u>	<u>Crime Rate</u>	<u>Population</u>
7	4.42	1,582

Chesapeake PD

### DNR - 5 - Kanawha

<u>Offense</u>	<u>Offense</u>	<u>Crime Rate (per 1,000 persons)</u>
Weapon Law Violations	1	N/A

<u>Index Offense Count</u>	<u>Crime Rate</u>	<u>Population</u>
0		

DNR - 5 - Kanawha

### Dunbar PD

<u>Offense</u>	<u>Offense</u>	<u>Crime Rate (per 1,000 persons)</u>
Aggravated Assault	20	2.55
All Other Larceny	74	9.44
Arson	6	0.77
Burglary/Breaking & Entering	93	11.86
Counterfeiting/Forgery	23	2.93
Credit Card/Automatic Teller Fraud	7	0.89
Destruction/Damage/Vandalism of Property	146	18.62
Drug Equipment Violations	3	0.38
Drug/Narcotic Violations	25	3.19
Embezzlement	2	0.26
False Pretenses/Swindle/Confidence Game	13	1.66
Forcible Fondling	1	0.13
Forcible Rape	2	0.26
Impersonation	2	0.26
Intimidation	18	2.30
Motor Vehicle Theft	42	5.36
Murder and Nonnegligent Manslaughter	1	0.13
Purse-snatching	2	0.26
Robbery	2	0.26
Shoplifting	37	4.72
Simple Assault	173	22.06
Stolen Property Offenses	3	0.38
Theft From Building	45	5.74
Theft From Motor Vehicle	82	10.46
Theft of Motor Vehicle Parts/Accessories	2	0.26
Weapon Law Violations	12	1.53
Wire Fraud	1	0.13

<u>Index Offense Count</u>	<u>Crime Rate</u>	<u>Population</u>
402	51.26	7,843

Dunbar PD

### East Bank PD

<u>Offense</u>	<u>Offense</u>	<u>Crime Rate (per 1,000 persons)</u>
Burglary/Breaking & Entering	1	1.10
Theft From Building	2	2.21
Theft From Motor Vehicle	2	2.21

East Bank PD	<u>Index Offense Count</u> 5	<u>Crime Rate</u> 5.52	<u>Population</u> 905
--------------	---------------------------------	---------------------------	--------------------------

## FIRE MARSHAL - Kanawha

<u>Offense</u>	<u>Offense</u>	<u>Crime Rate (per 1,000 persons)</u>
Arson	11	N/A
Weapon Law Violations	1	N/A

FIRE MARSHAL - Kanawha	<u>Index Offense Count</u> 0	<u>Crime Rate</u>	<u>Population</u>
------------------------	---------------------------------	-------------------	-------------------

## Glasgow PD

<u>Offense</u>	<u>Offense</u>	<u>Crime Rate (per 1,000 persons)</u>
All Other Larceny	2	2.65
Burglary/Breaking & Entering	1	1.33
Counterfeiting/Forgery	1	1.33
Destruction/Damage/Vandalism of Property	1	1.33
Forcible Fondling	1	1.33
Simple Assault	2	2.65

Glasgow PD	<u>Index Offense Count</u> 3	<u>Crime Rate</u> 3.98	<u>Population</u> 754
------------	---------------------------------	---------------------------	--------------------------

## Kanawha Co Parks

<u>Offense</u>	<u>Offense</u>	<u>Crime Rate (per 1,000 persons)</u>
All Other Larceny	1	N/A
Burglary/Breaking & Entering	2	N/A
Drug/Narcotic Violations	2	N/A
Weapon Law Violations	1	N/A

Kanawha Co Parks	<u>Index Offense Count</u> 3	<u>Crime Rate</u>	<u>Population</u>
------------------	---------------------------------	-------------------	-------------------

## Kanawha Co SO

<u>Offense</u>	<u>Offense</u>	<u>Crime Rate (per 1,000 persons)</u>
Aggravated Assault	85	0.88
All Other Larceny	616	6.37
Arson	39	0.40
Burglary/Breaking & Entering	680	7.03
Counterfeiting/Forgery	117	1.21
Credit Card/Automatic Teller Fraud	26	0.27
Destruction/Damage/Vandalism of Property	822	8.50
Drug Equipment Violations	107	1.11
Drug/Narcotic Violations	273	2.82
Embezzlement	6	0.06
Extortion/Blackmail	1	0.01
False Pretenses/Swindle/Confidence Game	43	0.44
Forcible Fondling	32	0.33
Forcible Rape	10	0.10
Forcible Sodomy	5	0.05

Impersonation	5	0.05
Incest	1	0.01
Intimidation	67	0.69
Kidnaping/Abduction	3	0.03
Motor Vehicle Theft	243	2.51
Murder and Nonnegligent Manslaughter	4	0.04
Pocket-picking	1	0.01
Pornography/Obscene Material	5	0.05
Prostitution	1	0.01
Robbery	23	0.24
Sexual Assault With An Object	14	0.14
Shoplifting	51	0.53
Simple Assault	1,525	15.78
Statutory Rape	1	0.01
Stolen Property Offenses	63	0.65
Theft From Building	22	0.23
Theft From Coin Operated Machine or Device	2	0.02
Theft From Motor Vehicle	320	3.31
Theft of Motor Vehicle Parts/Accessories	6	0.06
Weapon Law Violations	121	1.25

	<u>Index Offense Count</u>	<u>Crime Rate</u>	<u>Population</u>
Kanawha Co SO	2,063	21.34	96,666

### Marmet PD

<u>Offense</u>	<u>Offense</u>	<u>Crime Rate (per 1,000 persons)</u>
Pocket-picking	1	0.61
Theft From Building	1	0.61
Theft From Motor Vehicle	3	1.83

	<u>Index Offense Count</u>	<u>Crime Rate</u>	<u>Population</u>
Marmet PD	5	3.05	1,640

### Nitro PD

<u>Offense</u>	<u>Offense</u>	<u>Crime Rate (per 1,000 persons)</u>
Aggravated Assault	8	1.18
All Other Larceny	193	28.43
Arson	1	0.15
Burglary/Breaking & Entering	74	10.90
Counterfeiting/Forgery	55	8.10
Credit Card/Automatic Teller Fraud	6	0.88
Destruction/Damage/Vandalism of Property	107	15.76
Drug/Narcotic Violations	36	5.30
Embezzlement	4	0.59
False Pretenses/Swindle/Confidence Game	11	1.62
Forcible Fondling	4	0.59
Intimidation	14	2.06
Kidnaping/Abduction	1	0.15
Motor Vehicle Theft	25	3.68

Robbery	1	0.15
Sexual Assault With An Object	3	0.44
Shoplifting	81	11.93
Simple Assault	154	22.69
Stolen Property Offenses	2	0.29
Theft From Motor Vehicle	2	0.29
Weapon Law Violations	1	0.15

	<u>Index Offense Count</u>	<u>Crime Rate</u>	<u>Population</u>
Nitro PD	384	56.57	6,788

### Protective Services-Capitol

<u>Offense</u>	<u>Offense</u>	<u>Crime Rate (per 1,000 persons)</u>
All Other Larceny	4	N/A
Burglary/Breaking & Entering	1	N/A
Destruction/Damage/Vandalism of Property	12	N/A
Drug/Narcotic Violations	7	N/A
Extortion/Blackmail	5	N/A
Simple Assault	1	N/A

	<u>Index Offense Count</u>	<u>Crime Rate</u>	<u>Population</u>
Protective Services-Capitol	5		

### Quincy SP

<u>Offense</u>	<u>Offense</u>	<u>Crime Rate (per 1,000 persons)</u>
Aggravated Assault	12	N/A
All Other Larceny	68	N/A
Arson	10	N/A
Burglary/Breaking & Entering	102	N/A
Counterfeiting/Forgery	13	N/A
Credit Card/Automatic Teller Fraud	5	N/A
Destruction/Damage/Vandalism of Property	107	N/A
Drug Equipment Violations	1	N/A
Drug/Narcotic Violations	45	N/A
False Pretenses/Swindle/Confidence Game	7	N/A
Forcible Fondling	1	N/A
Forcible Rape	1	N/A
Impersonation	6	N/A
Intimidation	9	N/A
Motor Vehicle Theft	51	N/A
Robbery	3	N/A
Shoplifting	15	N/A
Simple Assault	89	N/A
Statutory Rape	4	N/A
Stolen Property Offenses	4	N/A
Theft From Building	37	N/A
Theft From Motor Vehicle	68	N/A
Theft of Motor Vehicle Parts/Accessories	63	N/A
Weapon Law Violations	2	N/A



Quincy SP Index Offense Count Crime Rate Population  
 420

### So Charleston SP

<u>Offense</u>	<u>Offense</u>	<u>Crime Rate (per 1,000 persons)</u>
Aggravated Assault	29	N/A
All Other Larceny	162	N/A
Arson	2	N/A
Burglary/Breaking & Entering	110	N/A
Counterfeiting/Forgery	43	N/A
Credit Card/Automatic Teller Fraud	4	N/A
Destruction/Damage/Vandalism of Property	214	N/A
Drug Equipment Violations	9	N/A
Drug/Narcotic Violations	161	N/A
False Pretenses/Swindle/Confidence Game	37	N/A
Forcible Fondling	1	N/A
Forcible Rape	1	N/A
Impersonation	6	N/A
Intimidation	39	N/A
Kidnaping/Abduction	2	N/A
Motor Vehicle Theft	73	N/A
Murder and Nonnegligent Manslaughter	1	N/A
Robbery	3	N/A
Sexual Assault With An Object	3	N/A
Shoplifting	10	N/A
Simple Assault	191	N/A
Stolen Property Offenses	14	N/A
Theft From Building	1	N/A
Theft From Motor Vehicle	631	N/A
Theft of Motor Vehicle Parts/Accessories	39	N/A
Weapon Law Violations	9	N/A
Wire Fraud	1	N/A

So Charleston SP Index Offense Count Crime Rate Population  
 1,060

### South Charleston PD

<u>Offense</u>	<u>Offense</u>	<u>Crime Rate (per 1,000 persons)</u>
Aggravated Assault	31	2.41
All Other Larceny	117	9.08
Arson	5	0.39
Burglary/Breaking & Entering	91	7.07
Counterfeiting/Forgery	80	6.21
Credit Card/Automatic Teller Fraud	19	1.48
Destruction/Damage/Vandalism of Property	287	22.28
Drug Equipment Violations	33	2.56
Drug/Narcotic Violations	86	6.68
Embezzlement	8	0.62

Extortion/Blackmail	1	0.08
False Pretenses/Swindle/Confidence Game	32	2.48
Forcible Fondling	4	0.31
Forcible Rape	7	0.54
Forcible Sodomy	1	0.08
Impersonation	6	0.47
Intimidation	28	2.17
Motor Vehicle Theft	53	4.11
Murder and Nonnegligent Manslaughter	2	0.16
Pocket-picking	1	0.08
Pornography/Obscene Material	1	0.08
Purse-snatching	17	1.32
Robbery	11	0.85
Shoplifting	195	15.14
Simple Assault	148	11.49
Stolen Property Offenses	18	1.40
Theft From Building	21	1.63
Theft From Coin Operated Machine or Device	8	0.62
Theft From Motor Vehicle	133	10.33
Theft of Motor Vehicle Parts/Accessories	21	1.63
Weapon Law Violations	21	1.63

	<u>Index Offense Count</u>	<u>Crime Rate</u>	<u>Population</u>
South Charleston PD	708	54.97	12,880

## St Albans PD

<u>Offense</u>	<u>Offense</u>	<u>Crime Rate (per 1,000 persons)</u>
Aggravated Assault	19	1.70
All Other Larceny	127	11.36
Arson	4	0.36
Burglary/Breaking & Entering	89	7.96
Counterfeiting/Forgery	17	1.52
Credit Card/Automatic Teller Fraud	4	0.36
Destruction/Damage/Vandalism of Property	28	2.50
Drug Equipment Violations	1	0.09
Drug/Narcotic Violations	6	0.54
Embezzlement	2	0.18
False Pretenses/Swindle/Confidence Game	16	1.43
Forcible Fondling	2	0.18
Forcible Sodomy	1	0.09
Intimidation	7	0.63
Kidnaping/Abduction	1	0.09
Motor Vehicle Theft	49	4.38
Purse-snatching	1	0.09
Shoplifting	43	3.85
Simple Assault	105	9.39
Stolen Property Offenses	1	0.09
Theft From Building	2	0.18

Theft From Motor Vehicle	77	6.89
Theft of Motor Vehicle Parts/Accessories	21	1.88
Weapon Law Violations	1	0.09

	<u>Index Offense Count</u>	<u>Crime Rate</u>	<u>Population</u>
St Albans PD	428	38.28	11,182

### tf Metro Drug Enforcement

<u>Offense</u>	<u>Offense</u>	<u>Crime Rate (per 1,000 persons)</u>
Drug Equipment Violations	52	N/A
Drug/Narcotic Violations	149	N/A
Weapon Law Violations	4	N/A

	<u>Index Offense Count</u>	<u>Crime Rate</u>	<u>Population</u>
tf Metro Drug Enforcement	0		

### Turnpike - Kanawha

<u>Offense</u>	<u>Offense</u>	<u>Crime Rate (per 1,000 persons)</u>
All Other Larceny	2	N/A
Burglary/Breaking & Entering	1	N/A
Destruction/Damage/Vandalism of Property	14	N/A
Drug/Narcotic Violations	13	N/A
Intimidation	1	N/A
Simple Assault	1	N/A
Stolen Property Offenses	3	N/A

	<u>Index Offense Count</u>	<u>Crime Rate</u>	<u>Population</u>
Turnpike - Kanawha	3		

### WVSC Security

<u>Offense</u>	<u>Offense</u>	<u>Crime Rate (per 1,000 persons)</u>
Aggravated Assault	2	N/A
All Other Larceny	29	N/A
Betting/Wagering	1	N/A
Burglary/Breaking & Entering	10	N/A
Counterfeiting/Forgery	1	N/A
Destruction/Damage/Vandalism of Property	55	N/A
Drug/Narcotic Violations	9	N/A
Forcible Rape	1	N/A
Intimidation	12	N/A
Motor Vehicle Theft	2	N/A
Simple Assault	25	N/A
Theft From Building	29	N/A
Theft From Coin Operated Machine or Device	1	N/A
Theft From Motor Vehicle	7	N/A
Weapon Law Violations	2	N/A

	<u>Index Offense Count</u>	<u>Crime Rate</u>	<u>Population</u>
WVSC Security	81		

# Kanawha

<u>Index Offense</u>	<u>Crime Rate</u>	<u>Population</u>
10,006	52.12	191,968

# Lewis

## FIRE MARSHAL - Lewis

<u>Offense</u>	<u>Offense</u>	<u>Crime Rate (per 1,000 persons)</u>
Arson	1	N/A

FIRE MARSHAL - Lewis	<u>Index Offense Count</u>	<u>Crime Rate</u>	<u>Population</u>
	0		

## Lewis Co SO

<u>Offense</u>	<u>Offense</u>	<u>Crime Rate (per 1,000 persons)</u>
Aggravated Assault	4	0.31
All Other Larceny	12	0.93
Arson	1	0.08
Burglary/Breaking & Entering	7	0.54
Counterfeiting/Forgery	5	0.39
Destruction/Damage/Vandalism of Property	7	0.54
Drug/Narcotic Violations	1	0.08
False Pretenses/Swindle/Confidence Game	1	0.08
Intimidation	8	0.62
Motor Vehicle Theft	4	0.31
Robbery	1	0.08
Simple Assault	34	2.63
Stolen Property Offenses	2	0.15
Theft From Building	4	0.31
Theft From Coin Operated Machine or Device	3	0.23
Theft From Motor Vehicle	4	0.31
Weapon Law Violations	2	0.15

Lewis Co SO	<u>Index Offense Count</u>	<u>Crime Rate</u>	<u>Population</u>
	39	3.02	12,916

## Weston PD

<u>Offense</u>	<u>Offense</u>	<u>Crime Rate (per 1,000 persons)</u>
Aggravated Assault	2	0.47
All Other Larceny	1	0.24
Destruction/Damage/Vandalism of Property	2	0.47
Drug Equipment Violations	1	0.24
Drug/Narcotic Violations	7	1.65
Forcible Fondling	1	0.24
Intimidation	1	0.24
Shoplifting	2	0.47
Simple Assault	23	5.44

Weston PD	<u>Index Offense Count</u>	<u>Crime Rate</u>	<u>Population</u>
	5	1.18	4,230

## Weston SP

<u>Offense</u>	<u>Offense</u>	<u>Crime Rate (per 1,000 persons)</u>
Aggravated Assault	4	N/A
All Other Larceny	71	N/A
Arson	1	N/A
Burglary/Breaking & Entering	7	N/A
Counterfeiting/Forgery	10	N/A
Credit Card/Automatic Teller Fraud	1	N/A
Destruction/Damage/Vandalism of Property	64	N/A
Drug Equipment Violations	6	N/A
Drug/Narcotic Violations	27	N/A
Embezzlement	1	N/A
False Pretenses/Swindle/Confidence Game	18	N/A
Forcible Fondling	7	N/A
Forcible Rape	1	N/A
Intimidation	13	N/A
Kidnaping/Abduction	4	N/A
Motor Vehicle Theft	7	N/A
Robbery	1	N/A
Shoplifting	9	N/A
Simple Assault	52	N/A
Stolen Property Offenses	1	N/A
Theft From Building	1	N/A
Theft From Coin Operated Machine or Device	1	N/A
Theft From Motor Vehicle	7	N/A
Theft of Motor Vehicle Parts/Accessories	1	N/A
Weapon Law Violations	4	N/A

	<u>Index Offense Count</u>	<u>Crime Rate</u>	<u>Population</u>
Weston SP	110		

## Lewis

<u>Index Offense</u>	<u>Crime Rate</u>	<u>Population</u>
154	8.98	17,146

## LINCOLN

### FIRE MARSHAL - LINCOLN

<u>Offense</u>	<u>Offense</u>	<u>Crime Rate (per 1,000 persons)</u>
Arson	3	N/A

	<u>Index Offense Count</u>	<u>Crime Rate</u>	<u>Population</u>
FIRE MARSHAL - LINCOLN	0		

## Hamlin SP

<u>Offense</u>	<u>Offense</u>	<u>Crime Rate (per 1,000 persons)</u>
Aggravated Assault	35	N/A
All Other Larceny	214	N/A
Arson	5	N/A

Burglary/Breaking & Entering	127	N/A
Counterfeiting/Forgery	35	N/A
Credit Card/Automatic Teller Fraud	1	N/A
Destruction/Damage/Vandalism of Property	172	N/A
Drug Equipment Violations	8	N/A
Drug/Narcotic Violations	80	N/A
False Pretenses/Swindle/Confidence Game	19	N/A
Forcible Fondling	3	N/A
Forcible Rape	4	N/A
Forcible Sodomy	1	N/A
Impersonation	3	N/A
Incest	1	N/A
Intimidation	41	N/A
Kidnaping/Abduction	1	N/A
Motor Vehicle Theft	68	N/A
Robbery	4	N/A
Sexual Assault With An Object	5	N/A
Shoplifting	3	N/A
Simple Assault	201	N/A
Statutory Rape	1	N/A
Stolen Property Offenses	8	N/A
Theft From Building	1	N/A
Theft From Motor Vehicle	16	N/A
Theft of Motor Vehicle Parts/Accessories	75	N/A
Weapon Law Violations	12	N/A

	<u>Index Offense Count</u>	<u>Crime Rate</u>	<u>Population</u>
Hamlin SP	547		

<b>Lincoln</b>	<u>Index Offense</u>	<u>Crime Rate</u>	<u>Population</u>
	547		

## Logan

### Chapmanville PD

<u>Offense</u>	<u>Offense</u>	<u>Crime Rate (per 1,000 persons)</u>
Aggravated Assault	11	9.53
All Other Larceny	16	13.86
Burglary/Breaking & Entering	9	7.80
Counterfeiting/Forgery	6	5.20
Destruction/Damage/Vandalism of Property	45	38.99
Drug/Narcotic Violations	21	18.20
False Pretenses/Swindle/Confidence Game	2	1.73
Forcible Fondling	1	0.87
Impersonation	2	1.73
Intimidation	9	7.80
Motor Vehicle Theft	10	8.67
Purse-snatching	3	2.60

Robbery	2	1.73
Sexual Assault With An Object	1	0.87
Shoplifting	27	23.40
Simple Assault	16	13.86
Stolen Property Offenses	2	1.73
Theft From Building	4	3.47
Theft From Coin Operated Machine or Device	3	2.60
Theft From Motor Vehicle	9	7.80
Theft of Motor Vehicle Parts/Accessories	8	6.93
Weapon Law Violations	2	1.73

	<u>Index Offense Count</u>	<u>Crime Rate</u>	<u>Population</u>
Chapmanville PD	102	88.39	1,154

### DNR - 5 - Logan

<u>Offense</u>	<u>Offense</u>	<u>Crime Rate (per 1,000 persons)</u>
Drug Equipment Violations	1	N/A
Drug/Narcotic Violations	3	N/A

	<u>Index Offense Count</u>	<u>Crime Rate</u>	<u>Population</u>
DNR - 5 - Logan	0		

### FIRE MARSHAL - Logan

<u>Offense</u>	<u>Offense</u>	<u>Crime Rate (per 1,000 persons)</u>
Arson	3	N/A

	<u>Index Offense Count</u>	<u>Crime Rate</u>	<u>Population</u>
FIRE MARSHAL - Logan	0		

### Logan Co SO

<u>Offense</u>	<u>Offense</u>	<u>Crime Rate (per 1,000 persons)</u>
Aggravated Assault	18	0.56
All Other Larceny	9	0.28
Arson	3	0.09
Assisting or Promoting Prostitution	1	0.03
Burglary/Breaking & Entering	14	0.43
Counterfeiting/Forgery	3	0.09
Credit Card/Automatic Teller Fraud	1	0.03
Destruction/Damage/Vandalism of Property	17	0.52
Drug/Narcotic Violations	24	0.74
Embezzlement	1	0.03
False Pretenses/Swindle/Confidence Game	2	0.06
Impersonation	2	0.06
Intimidation	31	0.96
Motor Vehicle Theft	6	0.19
Murder and Nonnegligent Manslaughter	1	0.03
Pocket-picking	4	0.12
Robbery	3	0.09
Simple Assault	69	2.13
Stolen Property Offenses	1	0.03

Theft From Building	7	0.22
Theft From Motor Vehicle	5	0.15
Theft of Motor Vehicle Parts/Accessories	2	0.06
Weapon Law Violations	3	0.09

	<u>Index Offense Count</u>	<u>Crime Rate</u>	<u>Population</u>
Logan Co SO	69	2.13	32,408

## Logan PD

<u>Offense</u>	<u>Offense</u>	<u>Crime Rate (per 1,000 persons)</u>
Aggravated Assault	8	5.13
All Other Larceny	11	7.05
Arson	3	1.92
Burglary/Breaking & Entering	42	26.92
Counterfeiting/Forgery	13	8.33
Destruction/Damage/Vandalism of Property	51	32.69
Drug Equipment Violations	2	1.28
Drug/Narcotic Violations	34	21.79
Embezzlement	5	3.21
False Pretenses/Swindle/Confidence Game	12	7.69
Intimidation	9	5.77
Motor Vehicle Theft	7	4.49
Murder and Nonnegligent Manslaughter	1	0.64
Purse-snatching	4	2.56
Robbery	8	5.13
Shoplifting	190	121.79
Simple Assault	38	24.36
Stolen Property Offenses	3	1.92
Theft From Building	38	24.36
Theft From Motor Vehicle	13	8.33
Theft of Motor Vehicle Parts/Accessories	2	1.28
Weapon Law Violations	3	1.92

	<u>Index Offense Count</u>	<u>Crime Rate</u>	<u>Population</u>
Logan PD	324	207.69	1,560

## Logan SP

<u>Offense</u>	<u>Offense</u>	<u>Crime Rate (per 1,000 persons)</u>
Aggravated Assault	64	N/A
All Other Larceny	186	N/A
Arson	6	N/A
Assisting or Promoting Prostitution	7	N/A
Burglary/Breaking & Entering	261	N/A
Counterfeiting/Forgery	49	N/A
Destruction/Damage/Vandalism of Property	287	N/A
Drug Equipment Violations	6	N/A
Drug/Narcotic Violations	214	N/A
Extortion/Blackmail	1	N/A
False Pretenses/Swindle/Confidence Game	50	N/A



Forcible Fondling	12	N/A
Forcible Rape	8	N/A
Forcible Sodomy	1	N/A
Impersonation	6	N/A
Intimidation	78	N/A
Motor Vehicle Theft	121	N/A
Murder and Nonnegligent Manslaughter	2	N/A
Pornography/Obscene Material	1	N/A
Robbery	15	N/A
Sexual Assault With An Object	2	N/A
Shoplifting	11	N/A
Simple Assault	321	N/A
Statutory Rape	2	N/A
Stolen Property Offenses	11	N/A
Theft From Building	158	N/A
Theft From Coin Operated Machine or Device	5	N/A
Theft From Motor Vehicle	133	N/A
Theft of Motor Vehicle Parts/Accessories	196	N/A
Weapon Law Violations	12	N/A
Wire Fraud	4	N/A

	<u>Index Offense Count</u>	<u>Crime Rate</u>	<u>Population</u>
Logan SP	1,160		

### Man PD

<u>Offense</u>	<u>Offense</u>	<u>Crime Rate (per 1,000 persons)</u>
Burglary/Breaking & Entering	1	1.38
Counterfeiting/Forgery	1	1.38
Destruction/Damage/Vandalism of Property	1	1.38
Drug/Narcotic Violations	9	12.40
Theft From Motor Vehicle	1	1.38
Weapon Law Violations	1	1.38

	<u>Index Offense Count</u>	<u>Crime Rate</u>	<u>Population</u>
Man PD	2	2.75	726

### tf U S 119 Task Force

<u>Offense</u>	<u>Offense</u>	<u>Crime Rate (per 1,000 persons)</u>
Assisting or Promoting Prostitution	3	N/A
Drug Equipment Violations	1	N/A
Drug/Narcotic Violations	82	N/A
Embezzlement	1	N/A
Weapon Law Violations	2	N/A

	<u>Index Offense Count</u>	<u>Crime Rate</u>	<u>Population</u>
tf U S 119 Task Force	0		

### West Logan PD

<u>Offense</u>	<u>Offense</u>	<u>Crime Rate (per 1,000 persons)</u>
All Other Larceny	6	15.00

Burglary/Breaking & Entering	1	2.50
Destruction/Damage/Vandalism of Property	1	2.50
Motor Vehicle Theft	1	2.50
Simple Assault	2	5.00

	<u>Index Offense Count</u>	<u>Crime Rate</u>	<u>Population</u>
West Logan PD	8	20.00	400

## Logan

	<u>Index Offense</u>	<u>Crime Rate</u>	<u>Population</u>
	1,665	45.93	36,248

## MARION

### BCI - Fairmont

<u>Offense</u>	<u>Offense</u>	<u>Crime Rate (per 1,000 persons)</u>
Drug/Narcotic Violations	26	N/A

	<u>Index Offense Count</u>	<u>Crime Rate</u>	<u>Population</u>
BCI - Fairmont	0		

### Fairmont Campus Police

<u>Offense</u>	<u>Offense</u>	<u>Crime Rate (per 1,000 persons)</u>
All Other Larceny	1	N/A
Burglary/Breaking & Entering	31	N/A
Destruction/Damage/Vandalism of Property	45	N/A
Drug/Narcotic Violations	1	N/A
Intimidation	4	N/A
Shoplifting	1	N/A
Simple Assault	6	N/A
Stolen Property Offenses	1	N/A
Theft From Building	29	N/A
Theft From Motor Vehicle	3	N/A
Theft of Motor Vehicle Parts/Accessories	1	N/A

	<u>Index Offense Count</u>	<u>Crime Rate</u>	<u>Population</u>
Fairmont Campus Police	66		

### Fairmont PD

<u>Offense</u>	<u>Offense</u>	<u>Crime Rate (per 1,000 persons)</u>
Aggravated Assault	20	1.05
All Other Larceny	116	6.10
Arson	13	0.68
Burglary/Breaking & Entering	129	6.79
Counterfeiting/Forgery	33	1.74
Credit Card/Automatic Teller Fraud	14	0.74
Destruction/Damage/Vandalism of Property	290	15.26
Drug/Narcotic Violations	15	0.79
Embezzlement	8	0.42
False Pretenses/Swindle/Confidence Game	16	0.84
Forcible Fondling	3	0.16

Forcible Rape	12	0.63
Intimidation	7	0.37
Kidnaping/Abduction	2	0.11
Motor Vehicle Theft	37	1.95
Robbery	20	1.05
Shoplifting	38	2.00
Simple Assault	184	9.68
Statutory Rape	7	0.37
Theft From Building	79	4.16
Theft From Coin Operated Machine or Device	3	0.16
Theft From Motor Vehicle	97	5.10
Theft of Motor Vehicle Parts/Accessories	3	0.16
Weapon Law Violations	4	0.21

	<u>Index Offense Count</u>	<u>Crime Rate</u>	<u>Population</u>
Fairmont PD	554	29.15	19,008

### Fairmont SP

<u>Offense</u>	<u>Offense</u>	<u>Crime Rate (per 1,000 persons)</u>
Aggravated Assault	13	N/A
All Other Larceny	53	N/A
Burglary/Breaking & Entering	25	N/A
Counterfeiting/Forgery	5	N/A
Credit Card/Automatic Teller Fraud	3	N/A
Destruction/Damage/Vandalism of Property	66	N/A
Drug Equipment Violations	1	N/A
Drug/Narcotic Violations	16	N/A
Embezzlement	3	N/A
False Pretenses/Swindle/Confidence Game	18	N/A
Forcible Fondling	1	N/A
Forcible Rape	4	N/A
Forcible Sodomy	1	N/A
Impersonation	1	N/A
Intimidation	9	N/A
Motor Vehicle Theft	14	N/A
Purse-snatching	1	N/A
Sexual Assault With An Object	3	N/A
Shoplifting	6	N/A
Simple Assault	46	N/A
Stolen Property Offenses	1	N/A
Theft From Building	3	N/A
Theft From Motor Vehicle	20	N/A
Theft of Motor Vehicle Parts/Accessories	21	N/A
Weapon Law Violations	2	N/A

	<u>Index Offense Count</u>	<u>Crime Rate</u>	<u>Population</u>
Fairmont SP	160		

### Fairview PD

<u>Offense</u>	<u>Offense</u>	<u>Crime Rate (per 1,000 persons)</u>
Aggravated Assault	1	2.29

	<u>Index Offense Count</u>	<u>Crime Rate</u>	<u>Population</u>
Fairview PD	1	2.29	436

## Mannington PD

<u>Offense</u>	<u>Offense</u>	<u>Crime Rate (per 1,000 persons)</u>
Aggravated Assault	1	0.48
All Other Larceny	3	1.44
Burglary/Breaking & Entering	2	0.96
Destruction/Damage/Vandalism of Property	2	0.96
Drug/Narcotic Violations	3	1.44
Intimidation	2	0.96
Shoplifting	2	0.96
Simple Assault	8	3.83
Theft From Building	1	0.48

	<u>Index Offense Count</u>	<u>Crime Rate</u>	<u>Population</u>
Mannington PD	9	4.31	2,090

## Marion Co SO

<u>Offense</u>	<u>Offense</u>	<u>Crime Rate (per 1,000 persons)</u>
Aggravated Assault	14	0.45
All Other Larceny	87	2.82
Arson	2	0.06
Burglary/Breaking & Entering	57	1.85
Counterfeiting/Forgery	9	0.29
Credit Card/Automatic Teller Fraud	10	0.32
Destruction/Damage/Vandalism of Property	124	4.02
Drug/Narcotic Violations	12	0.39
False Pretenses/Swindle/Confidence Game	13	0.42
Forcible Rape	5	0.16
Intimidation	31	1.01
Motor Vehicle Theft	27	0.88
Pocket-picking	1	0.03
Purse-snatching	5	0.16
Robbery	3	0.10
Shoplifting	4	0.13
Simple Assault	183	5.94
Statutory Rape	4	0.13
Stolen Property Offenses	2	0.06
Theft From Building	7	0.23
Theft From Coin Operated Machine or Device	4	0.13
Theft From Motor Vehicle	12	0.39
Theft of Motor Vehicle Parts/Accessories	8	0.26
Weapon Law Violations	7	0.23

	<u>Index Offense Count</u>	<u>Crime Rate</u>	<u>Population</u>
Marion Co SO	234	7.59	30,816

## Monongah PD

<u>Offense</u>	<u>Offense</u>	<u>Crime Rate (per 1,000 persons)</u>
Aggravated Assault	1	1.09
All Other Larceny	4	4.37
Burglary/Breaking & Entering	4	4.37
Credit Card/Automatic Teller Fraud	1	1.09
Destruction/Damage/Vandalism of Property	4	4.37
Drug/Narcotic Violations	1	1.09
Intimidation	1	1.09
Simple Assault	4	4.37
Statutory Rape	1	1.09
Theft From Motor Vehicle	6	6.55
Weapon Law Violations	1	1.09

Monongah PD	<u>Index Offense Count</u>	<u>Crime Rate</u>	<u>Population</u>
	15	16.38	916

## Rivesville PD

<u>Offense</u>	<u>Offense</u>	<u>Crime Rate (per 1,000 persons)</u>
Aggravated Assault	1	1.09
Simple Assault	1	1.09

Rivesville PD	<u>Index Offense Count</u>	<u>Crime Rate</u>	<u>Population</u>
	1	1.09	914

## TF--3 RIVERS

<u>Offense</u>	<u>Offense</u>	<u>Crime Rate (per 1,000 persons)</u>
Assisting or Promoting Prostitution	2	N/A
Drug/Narcotic Violations	26	N/A
Operating/Promoting/Assisting Gambling	1	N/A

TF--3 RIVERS	<u>Index Offense Count</u>	<u>Crime Rate</u>	<u>Population</u>
	0		

## MARION

	<u>Index Offense</u>	<u>Crime Rate</u>	<u>Population</u>
	1,040	19.20	54,180

## Marshall

### Benwood PD

<u>Offense</u>	<u>Offense</u>	<u>Crime Rate (per 1,000 persons)</u>
Aggravated Assault	1	0.66
Burglary/Breaking & Entering	2	1.32
Destruction/Damage/Vandalism of Property	2	1.32
Drug/Narcotic Violations	1	0.66
Shoplifting	1	0.66
Simple Assault	5	3.30
Weapon Law Violations	1	0.66

Benwood PD	<u>Index Offense Count</u> 4	<u>Crime Rate</u> 2.64	<u>Population</u> 1,513
------------	---------------------------------	---------------------------	----------------------------

## Cameron PD

<u>Offense</u>	<u>Offense</u>	<u>Crime Rate (per 1,000 persons)</u>
Aggravated Assault	4	3.45
All Other Larceny	1	0.86
Burglary/Breaking & Entering	1	0.86
Destruction/Damage/Vandalism of Property	9	7.75
Drug/Narcotic Violations	1	0.86
False Pretenses/Swindle/Confidence Game	3	2.58
Intimidation	1	0.86
Motor Vehicle Theft	1	0.86
Simple Assault	5	4.31
Theft From Motor Vehicle	6	5.17

Cameron PD	<u>Index Offense Count</u> 13	<u>Crime Rate</u> 11.20	<u>Population</u> 1,161
------------	----------------------------------	----------------------------	----------------------------

## Glen Dale PD

<u>Offense</u>	<u>Offense</u>	<u>Crime Rate (per 1,000 persons)</u>
All Other Larceny	15	10.06
Arson	1	0.67
Burglary/Breaking & Entering	9	6.04
Counterfeiting/Forgery	1	0.67
Credit Card/Automatic Teller Fraud	1	0.67
Destruction/Damage/Vandalism of Property	23	15.43
Drug Equipment Violations	1	0.67
Drug/Narcotic Violations	5	3.35
False Pretenses/Swindle/Confidence Game	2	1.34
Intimidation	2	1.34
Shoplifting	2	1.34
Simple Assault	8	5.37
Theft From Coin Operated Machine or Device	1	0.67
Theft From Motor Vehicle	14	9.39
Theft of Motor Vehicle Parts/Accessories	3	2.01
Weapon Law Violations	1	0.67

Glen Dale PD	<u>Index Offense Count</u> 44	<u>Crime Rate</u> 29.51	<u>Population</u> 1,491
--------------	----------------------------------	----------------------------	----------------------------

## Marshall Co SO

<u>Offense</u>	<u>Offense</u>	<u>Crime Rate (per 1,000 persons)</u>
Aggravated Assault	8	0.43
All Other Larceny	69	3.69
Burglary/Breaking & Entering	44	2.36
Counterfeiting/Forgery	8	0.43
Credit Card/Automatic Teller Fraud	3	0.16
Destruction/Damage/Vandalism of Property	116	6.21

Drug/Narcotic Violations	18	0.96
Embezzlement	1	0.05
False Pretenses/Swindle/Confidence Game	10	0.54
Forcible Fondling	2	0.11
Forcible Rape	1	0.05
Forcible Sodomy	1	0.05
Intimidation	61	3.27
Kidnaping/Abduction	1	0.05
Motor Vehicle Theft	12	0.64
Purse-snatching	1	0.05
Robbery	1	0.05
Simple Assault	100	5.35
Theft From Building	9	0.48
Theft From Coin Operated Machine or Device	2	0.11
Theft From Motor Vehicle	26	1.39
Theft of Motor Vehicle Parts/Accessories	5	0.27
Weapon Law Violations	2	0.11
Welfare Fraud	1	0.05

	<u>Index Offense Count</u>	<u>Crime Rate</u>	<u>Population</u>
Marshall Co SO	178	9.53	18,678

### Mc Mechen PD

<u>Offense</u>	<u>Offense</u>	<u>Crime Rate (per 1,000 persons)</u>
Burglary/Breaking & Entering	2	1.08
Destruction/Damage/Vandalism of Property	3	1.61
Simple Assault	1	0.54
Theft From Building	1	0.54
Theft From Motor Vehicle	6	3.23
Theft of Motor Vehicle Parts/Accessories	3	1.61

	<u>Index Offense Count</u>	<u>Crime Rate</u>	<u>Population</u>
Mc Mechen PD	12	6.46	1,858

### Moundsville PD

<u>Offense</u>	<u>Offense</u>	<u>Crime Rate (per 1,000 persons)</u>
Aggravated Assault	8	0.82
All Other Larceny	71	7.32
Arson	2	0.21
Burglary/Breaking & Entering	72	7.42
Counterfeiting/Forgery	13	1.34
Credit Card/Automatic Teller Fraud	3	0.31
Destruction/Damage/Vandalism of Property	107	11.03
Drug/Narcotic Violations	22	2.27
Embezzlement	1	0.10
False Pretenses/Swindle/Confidence Game	16	1.65
Forcible Fondling	3	0.31
Forcible Rape	2	0.21
Forcible Sodomy	2	0.21

Intimidation	5	0.52
Motor Vehicle Theft	18	1.86
Murder and Nonnegligent Manslaughter	1	0.10
Pocket-picking	1	0.10
Purse-snatching	1	0.10
Robbery	1	0.10
Shoplifting	27	2.78
Simple Assault	80	8.24
Statutory Rape	1	0.10
Stolen Property Offenses	1	0.10
Theft From Building	3	0.31
Theft From Coin Operated Machine or Device	5	0.52
Theft From Motor Vehicle	71	7.32
Theft of Motor Vehicle Parts/Accessories	8	0.82
Weapon Law Violations	5	0.52

	<u>Index Offense Count</u>	<u>Crime Rate</u>	<u>Population</u>
Moundsville PD	289	29.78	9,703

## Moundsville SP

<u>Offense</u>	<u>Offense</u>	<u>Crime Rate (per 1,000 persons)</u>
Aggravated Assault	4	N/A
All Other Larceny	4	N/A
Burglary/Breaking & Entering	11	N/A
Counterfeiting/Forgery	6	N/A
Destruction/Damage/Vandalism of Property	13	N/A
Drug/Narcotic Violations	36	N/A
False Pretenses/Swindle/Confidence Game	5	N/A
Forcible Fondling	3	N/A
Gambling Equipment Violations	2	N/A
Intimidation	8	N/A
Motor Vehicle Theft	1	N/A
Simple Assault	17	N/A
Theft From Building	6	N/A
Theft From Motor Vehicle	1	N/A
Theft of Motor Vehicle Parts/Accessories	9	N/A
Weapon Law Violations	2	N/A

	<u>Index Offense Count</u>	<u>Crime Rate</u>	<u>Population</u>
Moundsville SP	36		

	<u>Index Offense</u>	<u>Crime Rate</u>	<u>Population</u>
Marshall	576	16.74	34,404

## Mason

### DNR - 5 - Mason

<u>Offense</u>	<u>Offense</u>	<u>Crime Rate (per 1,000 persons)</u>
Weapon Law Violations	1	N/A



	<u>Index Offense Count</u>	<u>Crime Rate</u>	<u>Population</u>
DNR - 5 - Mason	0		

## **FIRE MARSHAL - Mason**

<u>Offense</u>	<u>Offense</u>	<u>Crime Rate (per 1,000 persons)</u>
Arson	3	N/A

	<u>Index Offense Count</u>	<u>Crime Rate</u>	<u>Population</u>
FIRE MARSHAL - Mason	0		

## **Mason Co SO**

<u>Offense</u>	<u>Offense</u>	<u>Crime Rate (per 1,000 persons)</u>
Aggravated Assault	14	0.78
All Other Larceny	8	0.44
Burglary/Breaking & Entering	35	1.95
Counterfeiting/Forgery	6	0.33
Credit Card/Automatic Teller Fraud	1	0.06
Destruction/Damage/Vandalism of Property	98	5.45
Drug Equipment Violations	1	0.06
Drug/Narcotic Violations	6	0.33
False Pretenses/Swindle/Confidence Game	9	0.50
Forcible Fondling	2	0.11
Impersonation	4	0.22
Intimidation	16	0.89
Kidnaping/Abduction	1	0.06
Motor Vehicle Theft	25	1.39
Robbery	1	0.06
Simple Assault	65	3.61
Stolen Property Offenses	2	0.11
Theft From Motor Vehicle	1	0.06
Weapon Law Violations	2	0.11

	<u>Index Offense Count</u>	<u>Crime Rate</u>	<u>Population</u>
Mason Co SO	84	4.67	17,991

## **New Haven PD**

<u>Offense</u>	<u>Offense</u>	<u>Crime Rate (per 1,000 persons)</u>
Burglary/Breaking & Entering	3	1.95
Counterfeiting/Forgery	1	0.65
Destruction/Damage/Vandalism of Property	2	1.30
Drug/Narcotic Violations	1	0.65
Forcible Fondling	1	0.65
Purse-snatching	1	0.65
Simple Assault	4	2.60
Theft From Building	1	0.65
Theft From Coin Operated Machine or Device	1	0.65
Theft From Motor Vehicle	1	0.65
Weapon Law Violations	1	0.65

New Haven PD	<u>Index Offense Count</u> 7	<u>Crime Rate</u> 4.55	<u>Population</u> 1,538
--------------	---------------------------------	---------------------------	----------------------------

## Point Pleasant PD

<u>Offense</u>	<u>Offense</u>	<u>Crime Rate (per 1,000 persons)</u>
Aggravated Assault	6	1.32
All Other Larceny	61	13.44
Arson	3	0.66
Burglary/Breaking & Entering	74	16.30
Counterfeiting/Forgery	19	4.19
Destruction/Damage/Vandalism of Property	109	24.01
Drug Equipment Violations	5	1.10
Drug/Narcotic Violations	36	7.93
Embezzlement	1	0.22
False Pretenses/Swindle/Confidence Game	8	1.76
Intimidation	32	7.05
Motor Vehicle Theft	9	1.98
Pocket-picking	1	0.22
Purse-snatching	1	0.22
Robbery	2	0.44
Shoplifting	16	3.53
Simple Assault	69	15.20
Statutory Rape	1	0.22
Stolen Property Offenses	2	0.44
Theft From Building	59	13.00
Theft From Coin Operated Machine or Device	2	0.44
Theft From Motor Vehicle	33	7.27
Theft of Motor Vehicle Parts/Accessories	9	1.98
Weapon Law Violations	3	0.66

Point Pleasant PD	<u>Index Offense Count</u> 273	<u>Crime Rate</u> 60.15	<u>Population</u> 4,539
-------------------	-----------------------------------	----------------------------	----------------------------

## Point Pleasant SP

<u>Offense</u>	<u>Offense</u>	<u>Crime Rate (per 1,000 persons)</u>
Aggravated Assault	6	N/A
All Other Larceny	25	N/A
Arson	3	N/A
Burglary/Breaking & Entering	33	N/A
Counterfeiting/Forgery	2	N/A
Destruction/Damage/Vandalism of Property	21	N/A
Drug Equipment Violations	1	N/A
Drug/Narcotic Violations	63	N/A
False Pretenses/Swindle/Confidence Game	7	N/A
Forcible Fondling	3	N/A
Intimidation	6	N/A
Motor Vehicle Theft	7	N/A
Shoplifting	1	N/A

Simple Assault	19	N/A
Stolen Property Offenses	2	N/A
Theft From Building	3	N/A
Theft From Motor Vehicle	7	N/A
Theft of Motor Vehicle Parts/Accessories	19	N/A
Weapon Law Violations	1	N/A

	<u>Index Offense Count</u>	<u>Crime Rate</u>	<u>Population</u>
Point Pleasant SP	101		

## Mason

	<u>Index Offense</u>	<u>Crime Rate</u>	<u>Population</u>
	465	19.32	24,068

## McDowell

### Bradshaw PD

<u>Offense</u>	<u>Offense</u>	<u>Crime Rate (per 1,000 persons)</u>
All Other Larceny	1	3.75

	<u>Index Offense Count</u>	<u>Crime Rate</u>	<u>Population</u>
Bradshaw PD	1	3.75	267

### DNR - 4 - McDowell

<u>Offense</u>	<u>Offense</u>	<u>Crime Rate (per 1,000 persons)</u>
Drug/Narcotic Violations	3	N/A

	<u>Index Offense Count</u>	<u>Crime Rate</u>	<u>Population</u>
DNR - 4 - McDowell	0		

### FIRE MARSHAL - McDOWELL

<u>Offense</u>	<u>Offense</u>	<u>Crime Rate (per 1,000 persons)</u>
Arson	10	N/A

	<u>Index Offense Count</u>	<u>Crime Rate</u>	<u>Population</u>
FIRE MARSHAL - McDOWELL	0		

### Mc Dowell Co SO

<u>Offense</u>	<u>Offense</u>	<u>Crime Rate (per 1,000 persons)</u>
Aggravated Assault	19	1.03
All Other Larceny	12	0.65
Arson	2	0.11
Burglary/Breaking & Entering	42	2.28
Counterfeiting/Forgery	8	0.43
Credit Card/Automatic Teller Fraud	1	0.05
Destruction/Damage/Vandalism of Property	51	2.77
Drug/Narcotic Violations	37	2.01
False Pretenses/Swindle/Confidence Game	7	0.38
Intimidation	44	2.39
Motor Vehicle Theft	21	1.14
Murder and Nonnegligent Manslaughter	1	0.05
Robbery	2	0.11

Shoplifting	1	0.05
Simple Assault	88	4.78
Statutory Rape	1	0.05
Stolen Property Offenses	1	0.05
Theft From Building	26	1.41
Theft From Motor Vehicle	3	0.16
Theft of Motor Vehicle Parts/Accessories	8	0.43
Weapon Law Violations	4	0.22

	<u>Index Offense Count</u>	<u>Crime Rate</u>	<u>Population</u>
Mc Dowell Co SO	135	7.34	18,391

### North Fork PD

<u>Offense</u>	<u>Offense</u>	<u>Crime Rate (per 1,000 persons)</u>
Forcible Fondling	1	2.16

	<u>Index Offense Count</u>	<u>Crime Rate</u>	<u>Population</u>
North Fork PD	0	0.00	463

### Welch PD

<u>Offense</u>	<u>Offense</u>	<u>Crime Rate (per 1,000 persons)</u>
Aggravated Assault	16	6.62
All Other Larceny	18	7.45
Burglary/Breaking & Entering	32	13.24
Counterfeiting/Forgery	11	4.55
Credit Card/Automatic Teller Fraud	1	0.41
Destruction/Damage/Vandalism of Property	77	31.86
Drug/Narcotic Violations	13	5.38
False Pretenses/Swindle/Confidence Game	1	0.41
Impersonation	1	0.41
Intimidation	7	2.90
Motor Vehicle Theft	6	2.48
Pocket-picking	3	1.24
Purse-snatching	1	0.41
Shoplifting	16	6.62
Simple Assault	90	37.24
Stolen Property Offenses	3	1.24
Theft From Building	46	19.03
Theft From Coin Operated Machine or Device	6	2.48
Theft From Motor Vehicle	17	7.03
Theft of Motor Vehicle Parts/Accessories	10	4.14
Weapon Law Violations	6	2.48

	<u>Index Offense Count</u>	<u>Crime Rate</u>	<u>Population</u>
Welch PD	171	70.75	2,417

### Welch SP

<u>Offense</u>	<u>Offense</u>	<u>Crime Rate (per 1,000 persons)</u>
Aggravated Assault	13	N/A
All Other Larceny	16	N/A

Arson	1	N/A
Burglary/Breaking & Entering	21	N/A
Destruction/Damage/Vandalism of Property	15	N/A
Drug/Narcotic Violations	4	N/A
Forcible Fondling	1	N/A
Intimidation	6	N/A
Motor Vehicle Theft	7	N/A
Robbery	2	N/A
Simple Assault	19	N/A
Theft From Building	4	N/A
Theft From Motor Vehicle	3	N/A
Theft of Motor Vehicle Parts/Accessories	3	N/A

	<u>Index Offense Count</u>	<u>Crime Rate</u>	<u>Population</u>
Welch SP	69		

## McDowell

	<u>Index Offense</u>	<u>Crime Rate</u>	<u>Population</u>
	376	17.46	21,538

## Mercer

### Bluefield PD

<u>Offense</u>	<u>Offense</u>	<u>Crime Rate (per 1,000 persons)</u>
Aggravated Assault	32	2.85
All Other Larceny	93	8.28
Arson	5	0.45
Burglary/Breaking & Entering	106	9.44
Counterfeiting/Forgery	19	1.69
Credit Card/Automatic Teller Fraud	3	0.27
Destruction/Damage/Vandalism of Property	185	16.47
Drug Equipment Violations	3	0.27
Drug/Narcotic Violations	29	2.58
Embezzlement	2	0.18
False Pretenses/Swindle/Confidence Game	4	0.36
Intimidation	12	1.07
Kidnaping/Abduction	1	0.09
Motor Vehicle Theft	32	2.85
Murder and Nonnegligent Manslaughter	1	0.09
Operating/Promoting/Assisting Gambling	1	0.09
Purse-snatching	2	0.18
Robbery	12	1.07
Sexual Assault With An Object	1	0.09
Shoplifting	19	1.69
Simple Assault	89	7.92
Stolen Property Offenses	1	0.09
Theft From Building	6	0.53
Theft From Coin Operated Machine or Device	2	0.18
Theft From Motor Vehicle	62	5.52

Theft of Motor Vehicle Parts/Accessories	13	1.16
Weapon Law Violations	7	0.62

	<u>Index Offense Count</u>	<u>Crime Rate</u>	<u>Population</u>
Bluefield PD	380	33.83	11,231

### Bramwell PD

<u>Offense</u>	<u>Offense</u>	<u>Crime Rate (per 1,000 persons)</u>
Burglary/Breaking & Entering	1	2.40

	<u>Index Offense Count</u>	<u>Crime Rate</u>	<u>Population</u>
Bramwell PD	1	2.40	416

### Concord College Security

<u>Offense</u>	<u>Offense</u>	<u>Crime Rate (per 1,000 persons)</u>
Aggravated Assault	1	N/A
Burglary/Breaking & Entering	15	N/A
Destruction/Damage/Vandalism of Property	3	N/A
Drug/Narcotic Violations	5	N/A
Purse-snatching	1	N/A
Simple Assault	6	N/A
Theft From Building	13	N/A
Theft From Motor Vehicle	1	N/A
Weapon Law Violations	1	N/A

	<u>Index Offense Count</u>	<u>Crime Rate</u>	<u>Population</u>
Concord College Security	31		

### DNR - 4 - Mercer

<u>Offense</u>	<u>Offense</u>	<u>Crime Rate (per 1,000 persons)</u>
Drug/Narcotic Violations	3	N/A
Weapon Law Violations	1	N/A

	<u>Index Offense Count</u>	<u>Crime Rate</u>	<u>Population</u>
DNR - 4 - Mercer	0		

### FIRE MARSHAL - MERCER

<u>Offense</u>	<u>Offense</u>	<u>Crime Rate (per 1,000 persons)</u>
Arson	5	N/A

	<u>Index Offense Count</u>	<u>Crime Rate</u>	<u>Population</u>
FIRE MARSHAL - MERCER	0		

### Matoaka PD

<u>Offense</u>	<u>Offense</u>	<u>Crime Rate (per 1,000 persons)</u>
All Other Larceny	1	3.24
Counterfeiting/Forgery	1	3.24
Destruction/Damage/Vandalism of Property	2	6.47
Drug/Narcotic Violations	2	6.47
Simple Assault	2	6.47
Theft From Building	1	3.24

Matoaka PD	<u>Index Offense Count</u>	<u>Crime Rate</u>	<u>Population</u>
	2	6.47	309

## Mercer Co SO

<u>Offense</u>	<u>Offense</u>	<u>Crime Rate (per 1,000 persons)</u>
Aggravated Assault	76	1.77
All Other Larceny	98	2.29
Arson	9	0.21
Burglary/Breaking & Entering	232	5.42
Counterfeiting/Forgery	56	1.31
Destruction/Damage/Vandalism of Property	332	7.75
Drug Equipment Violations	2	0.05
Drug/Narcotic Violations	141	3.29
Embezzlement	7	0.16
False Pretenses/Swindle/Confidence Game	71	1.66
Forcible Fondling	8	0.19
Forcible Rape	6	0.14
Forcible Sodomy	2	0.05
Impersonation	13	0.30
Incest	1	0.02
Intimidation	101	2.36
Kidnaping/Abduction	6	0.14
Motor Vehicle Theft	42	0.98
Murder and Nonnegligent Manslaughter	2	0.05
Pornography/Obscene Material	1	0.02
Purse-snatching	2	0.05
Robbery	12	0.28
Sexual Assault With An Object	6	0.14
Shoplifting	49	1.14
Simple Assault	338	7.89
Statutory Rape	2	0.05
Stolen Property Offenses	9	0.21
Theft From Building	105	2.45
Theft From Coin Operated Machine or Device	4	0.09
Theft From Motor Vehicle	76	1.77
Theft of Motor Vehicle Parts/Accessories	29	0.68
Weapon Law Violations	11	0.26
Welfare Fraud	2	0.05

Mercer Co SO	<u>Index Offense Count</u>	<u>Crime Rate</u>	<u>Population</u>
	733	17.12	42,825

## Princeton PD

<u>Offense</u>	<u>Offense</u>	<u>Crime Rate (per 1,000 persons)</u>
Aggravated Assault	50	8.00
All Other Larceny	158	25.29
Arson	3	0.48
Burglary/Breaking & Entering	97	15.52

Counterfeiting/Forgery	61	9.76
Credit Card/Automatic Teller Fraud	5	0.80
Destruction/Damage/Vandalism of Property	180	28.81
Drug Equipment Violations	15	2.40
Drug/Narcotic Violations	63	10.08
Embezzlement	5	0.80
False Pretenses/Swindle/Confidence Game	17	2.72
Forcible Fondling	7	1.12
Forcible Rape	1	0.16
Impersonation	2	0.32
Intimidation	84	13.44
Motor Vehicle Theft	20	3.20
Murder and Nonnegligent Manslaughter	1	0.16
Pornography/Obscene Material	1	0.16
Prostitution	3	0.48
Purse-snatching	2	0.32
Robbery	14	2.24
Shoplifting	41	6.56
Simple Assault	146	23.37
Statutory Rape	1	0.16
Stolen Property Offenses	1	0.16
Theft From Building	27	4.32
Theft From Coin Operated Machine or Device	6	0.96
Theft From Motor Vehicle	46	7.36
Theft of Motor Vehicle Parts/Accessories	26	4.16
Weapon Law Violations	14	2.24
Wire Fraud	1	0.16

	<u>Index</u>	<u>Offense Count</u>	<u>Crime Rate</u>	<u>Population</u>
Princeton PD		489	78.27	6,248

### Princeton SP

<u>Offense</u>	<u>Offense</u>	<u>Crime Rate (per 1,000 persons)</u>
Aggravated Assault	55	N/A
All Other Larceny	146	N/A
Arson	1	N/A
Burglary/Breaking & Entering	128	N/A
Counterfeiting/Forgery	40	N/A
Credit Card/Automatic Teller Fraud	1	N/A
Destruction/Damage/Vandalism of Property	107	N/A
Drug/Narcotic Violations	19	N/A
Embezzlement	9	N/A
False Pretenses/Swindle/Confidence Game	30	N/A
Forcible Fondling	1	N/A
Forcible Rape	2	N/A
Forcible Sodomy	2	N/A
Impersonation	13	N/A
Incest	1	N/A



Intimidation	56	N/A
Kidnaping/Abduction	3	N/A
Motor Vehicle Theft	39	N/A
Pornography/Obscene Material	1	N/A
Robbery	2	N/A
Sexual Assault With An Object	11	N/A
Shoplifting	33	N/A
Simple Assault	115	N/A
Statutory Rape	2	N/A
Stolen Property Offenses	9	N/A
Theft From Building	13	N/A
Theft From Motor Vehicle	30	N/A
Theft of Motor Vehicle Parts/Accessories	66	N/A
Weapon Law Violations	5	N/A

	<u>Index Offense Count</u>	<u>Crime Rate</u>	<u>Population</u>
Princeton SP	514		

### tf So Regional Drug & Vio Crime

<u>Offense</u>	<u>Offense</u>	<u>Crime Rate (per 1,000 persons)</u>
Drug/Narcotic Violations	369	N/A
False Pretenses/Swindle/Confidence Game	2	N/A
Murder and Nonnegligent Manslaughter	1	N/A

	<u>Index Offense Count</u>	<u>Crime Rate</u>	<u>Population</u>
tf So Regional Drug & Vio Crime	1		

### Turnpike - Mercer

<u>Offense</u>	<u>Offense</u>	<u>Crime Rate (per 1,000 persons)</u>
All Other Larceny	1	N/A
Destruction/Damage/Vandalism of Property	3	N/A
Drug/Narcotic Violations	15	N/A
Simple Assault	1	N/A

	<u>Index Offense Count</u>	<u>Crime Rate</u>	<u>Population</u>
Turnpike - Mercer	1		

	<u>Index Offense</u>	<u>Crime Rate</u>	<u>Population</u>
<b>Mercer</b>	2,152	35.26	61,029

## MINERAL

### FIRE MARSHAL - MINERAL

<u>Offense</u>	<u>Offense</u>	<u>Crime Rate (per 1,000 persons)</u>
Arson	8	N/A

	<u>Index Offense Count</u>	<u>Crime Rate</u>	<u>Population</u>
FIRE MARSHAL - MINERAL	0		

### Keyser PD

<u>Offense</u>	<u>Offense</u>	<u>Crime Rate (per 1,000 persons)</u>
----------------	----------------	---------------------------------------

Aggravated Assault	11	2.00
All Other Larceny	57	10.35
Burglary/Breaking & Entering	23	4.18
Counterfeiting/Forgery	4	0.73
Credit Card/Automatic Teller Fraud	2	0.36
Destruction/Damage/Vandalism of Property	80	14.53
Drug Equipment Violations	14	2.54
Drug/Narcotic Violations	38	6.90
False Pretenses/Swindle/Confidence Game	15	2.72
Forcible Fondling	2	0.36
Forcible Rape	1	0.18
Impersonation	2	0.36
Intimidation	4	0.73
Motor Vehicle Theft	9	1.63
Pocket-picking	2	0.36
Robbery	4	0.73
Shoplifting	4	0.73
Simple Assault	81	14.71
Statutory Rape	1	0.18
Stolen Property Offenses	1	0.18
Theft From Building	38	6.90
Theft From Motor Vehicle	27	4.90
Theft of Motor Vehicle Parts/Accessories	12	2.18

	<u>Index Offense Count</u>	<u>Crime Rate</u>	<u>Population</u>
Keyser PD	188	34.14	5,507

### Keyser SP

<u>Offense</u>	<u>Offense</u>	<u>Crime Rate (per 1,000 persons)</u>
Aggravated Assault	25	N/A
All Other Larceny	40	N/A
Arson	3	N/A
Burglary/Breaking & Entering	74	N/A
Counterfeiting/Forgery	14	N/A
Credit Card/Automatic Teller Fraud	1	N/A
Destruction/Damage/Vandalism of Property	123	N/A
Drug/Narcotic Violations	16	N/A
Embezzlement	1	N/A
False Pretenses/Swindle/Confidence Game	34	N/A
Forcible Fondling	1	N/A
Forcible Rape	2	N/A
Impersonation	6	N/A
Intimidation	8	N/A
Motor Vehicle Theft	22	N/A
Pornography/Obscene Material	1	N/A
Robbery	5	N/A
Sexual Assault With An Object	3	N/A
Shoplifting	26	N/A

Simple Assault	71	N/A
Stolen Property Offenses	2	N/A
Theft From Motor Vehicle	22	N/A
Theft of Motor Vehicle Parts/Accessories	24	N/A
Weapon Law Violations	4	N/A

	<u>Index Offense Count</u>	<u>Crime Rate</u>	<u>Population</u>
Keyser SP	240		

## Mineral Co SO

<u>Offense</u>	<u>Offense</u>	<u>Crime Rate (per 1,000 persons)</u>
Aggravated Assault	13	0.65
All Other Larceny	1	0.05
Arson	1	0.05
Burglary/Breaking & Entering	3	0.15
Counterfeiting/Forgery	5	0.25
Destruction/Damage/Vandalism of Property	17	0.85
Drug/Narcotic Violations	3	0.15
False Pretenses/Swindle/Confidence Game	3	0.15
Forcible Fondling	1	0.05
Intimidation	4	0.20
Motor Vehicle Theft	1	0.05
Pocket-picking	1	0.05
Purse-snatching	1	0.05
Robbery	2	0.10
Sexual Assault With An Object	1	0.05
Shoplifting	6	0.30
Simple Assault	16	0.80
Stolen Property Offenses	1	0.05
Theft From Building	3	0.15
Theft From Motor Vehicle	2	0.10
Theft of Motor Vehicle Parts/Accessories	1	0.05
Weapon Law Violations	2	0.10

	<u>Index Offense Count</u>	<u>Crime Rate</u>	<u>Population</u>
Mineral Co SO	34	1.70	19,984

## Potomac State College Police

<u>Offense</u>	<u>Offense</u>	<u>Crime Rate (per 1,000 persons)</u>
Aggravated Assault	1	N/A
All Other Larceny	1	N/A
Burglary/Breaking & Entering	8	N/A
Destruction/Damage/Vandalism of Property	6	N/A
Drug/Narcotic Violations	7	N/A
Simple Assault	1	N/A
Stolen Property Offenses	2	N/A
Theft From Building	2	N/A
Theft From Motor Vehicle	1	N/A

Potomac State College Police	<u>Index Offense Count</u>	<u>Crime Rate</u>	<u>Population</u>
	13		

## Mineral

<u>Index Offense</u>	<u>Crime Rate</u>	<u>Population</u>
475	18.63	25,491

## MINGO

### FIRE MARSHAL - MINGO

<u>Offense</u>	<u>Offense</u>	<u>Crime Rate (per 1,000 persons)</u>
Arson	3	N/A

FIRE MARSHAL - MINGO	<u>Index Offense Count</u>	<u>Crime Rate</u>	<u>Population</u>
	0		

### Gilbert SP

<u>Offense</u>	<u>Offense</u>	<u>Crime Rate (per 1,000 persons)</u>
Aggravated Assault	11	N/A
All Other Larceny	27	N/A
Burglary/Breaking & Entering	26	N/A
Counterfeiting/Forgery	2	N/A
Credit Card/Automatic Teller Fraud	1	N/A
Destruction/Damage/Vandalism of Property	13	N/A
Drug/Narcotic Violations	7	N/A
False Pretenses/Swindle/Confidence Game	4	N/A
Forcible Fondling	1	N/A
Intimidation	2	N/A
Motor Vehicle Theft	7	N/A
Purse-snatching	1	N/A
Robbery	2	N/A
Shoplifting	1	N/A
Simple Assault	17	N/A
Stolen Property Offenses	1	N/A
Theft From Building	4	N/A
Theft From Motor Vehicle	10	N/A
Theft of Motor Vehicle Parts/Accessories	21	N/A
Weapon Law Violations	1	N/A

Gilbert SP	<u>Index Offense Count</u>	<u>Crime Rate</u>	<u>Population</u>
	110		

### Mingo Co SO

<u>Offense</u>	<u>Offense</u>	<u>Crime Rate (per 1,000 persons)</u>
Aggravated Assault	1	0.04
Destruction/Damage/Vandalism of Property	3	0.13
Drug/Narcotic Violations	3	0.13
Intimidation	5	0.22
Simple Assault	54	2.39

Mingo Co SO	<u>Index Offense Count</u>	<u>Crime Rate</u>	<u>Population</u>
	1	0.04	22,610

## Williamson PD

<u>Offense</u>	<u>Offense</u>	<u>Crime Rate (per 1,000 persons)</u>
Aggravated Assault	14	4.35
All Other Larceny	37	11.50
Arson	2	0.62
Burglary/Breaking & Entering	16	4.97
Counterfeiting/Forgery	1	0.31
Destruction/Damage/Vandalism of Property	39	12.12
Drug/Narcotic Violations	8	2.49
Embezzlement	1	0.31
False Pretenses/Swindle/Confidence Game	4	1.24
Forcible Fondling	1	0.31
Impersonation	1	0.31
Intimidation	3	0.93
Motor Vehicle Theft	9	2.80
Pocket-picking	2	0.62
Simple Assault	31	9.63
Stolen Property Offenses	4	1.24
Theft From Building	2	0.62
Theft From Coin Operated Machine or Device	3	0.93
Theft From Motor Vehicle	10	3.11
Theft of Motor Vehicle Parts/Accessories	1	0.31
Weapon Law Violations	6	1.86

Williamson PD	<u>Index Offense Count</u>	<u>Crime Rate</u>	<u>Population</u>
	94	29.21	3,218

## Williamson SP

<u>Offense</u>	<u>Offense</u>	<u>Crime Rate (per 1,000 persons)</u>
Aggravated Assault	22	N/A
All Other Larceny	52	N/A
Arson	2	N/A
Burglary/Breaking & Entering	54	N/A
Counterfeiting/Forgery	14	N/A
Destruction/Damage/Vandalism of Property	48	N/A
Drug Equipment Violations	1	N/A
Drug/Narcotic Violations	18	N/A
False Pretenses/Swindle/Confidence Game	6	N/A
Forcible Fondling	3	N/A
Forcible Rape	5	N/A
Impersonation	1	N/A
Intimidation	21	N/A
Justifiable Homicide	1	N/A
Motor Vehicle Theft	26	N/A
Robbery	1	N/A

Sexual Assault With An Object	1	N/A
Shoplifting	1	N/A
Simple Assault	52	N/A
Stolen Property Offenses	3	N/A
Theft From Building	2	N/A
Theft From Motor Vehicle	14	N/A
Theft of Motor Vehicle Parts/Accessories	46	N/A
Weapon Law Violations	3	N/A

	<u>Index Offense Count</u>	<u>Crime Rate</u>	<u>Population</u>
Williamson SP	223		

## Mingo

	<u>Index Offense</u>	<u>Crime Rate</u>	<u>Population</u>
	428	16.57	25,828

## Monongalia

### DNR - 1 - Monongalia

<u>Offense</u>	<u>Offense</u>	<u>Crime Rate (per 1,000 persons)</u>
Weapon Law Violations	2	N/A

	<u>Index Offense Count</u>	<u>Crime Rate</u>	<u>Population</u>
DNR - 1 - Monongalia	0		

### FIRE MARSHAL - Monongalia

<u>Offense</u>	<u>Offense</u>	<u>Crime Rate (per 1,000 persons)</u>
Arson	2	N/A

	<u>Index Offense Count</u>	<u>Crime Rate</u>	<u>Population</u>
FIRE MARSHAL - Monongalia	0		

### Granville PD

<u>Offense</u>	<u>Offense</u>	<u>Crime Rate (per 1,000 persons)</u>
All Other Larceny	2	2.57

	<u>Index Offense Count</u>	<u>Crime Rate</u>	<u>Population</u>
Granville PD	2	2.57	779

### Monongalia Co SO

<u>Offense</u>	<u>Offense</u>	<u>Crime Rate (per 1,000 persons)</u>
Aggravated Assault	59	1.19
All Other Larceny	151	3.04
Arson	2	0.04
Burglary/Breaking & Entering	95	1.91
Counterfeiting/Forgery	16	0.32
Credit Card/Automatic Teller Fraud	19	0.38
Destruction/Damage/Vandalism of Property	242	4.87
Drug Equipment Violations	1	0.02
Drug/Narcotic Violations	23	0.46
Embezzlement	5	0.10
False Pretenses/Swindle/Confidence Game	26	0.52

Forcible Fondling	4	0.08
Forcible Rape	4	0.08
Forcible Sodomy	1	0.02
Impersonation	2	0.04
Incest	1	0.02
Intimidation	62	1.25
Motor Vehicle Theft	21	0.42
Pocket-picking	2	0.04
Pornography/Obscene Material	1	0.02
Purse-snatching	2	0.04
Robbery	7	0.14
Sexual Assault With An Object	4	0.08
Shoplifting	21	0.42
Simple Assault	120	2.41
Statutory Rape	1	0.02
Stolen Property Offenses	6	0.12
Theft From Building	49	0.99
Theft From Coin Operated Machine or Device	6	0.12
Theft From Motor Vehicle	116	2.33
Theft of Motor Vehicle Parts/Accessories	1	0.02
Weapon Law Violations	14	0.28

	<u>Index Offense Count</u>	<u>Crime Rate</u>	<u>Population</u>
Monongalia Co SO	534	10.74	49,735

## Morgantown PD

<u>Offense</u>	<u>Offense</u>	<u>Crime Rate (per 1,000 persons)</u>
Aggravated Assault	49	1.74
All Other Larceny	252	8.94
Arson	6	0.21
Burglary/Breaking & Entering	251	8.91
Counterfeiting/Forgery	60	2.13
Credit Card/Automatic Teller Fraud	52	1.85
Destruction/Damage/Vandalism of Property	771	27.36
Drug Equipment Violations	13	0.46
Drug/Narcotic Violations	76	2.70
Embezzlement	3	0.11
False Pretenses/Swindle/Confidence Game	43	1.53
Forcible Fondling	4	0.14
Forcible Rape	20	0.71
Forcible Sodomy	1	0.04
Impersonation	2	0.07
Intimidation	40	1.42
Motor Vehicle Theft	21	0.75
Pocket-picking	1	0.04
Purse-snatching	3	0.11
Robbery	30	1.06
Shoplifting	77	2.73

Simple Assault	205	7.27
Stolen Property Offenses	13	0.46
Theft From Building	139	4.93
Theft From Coin Operated Machine or Device	5	0.18
Theft From Motor Vehicle	268	9.51
Theft of Motor Vehicle Parts/Accessories	74	2.63
Weapon Law Violations	30	1.06
Welfare Fraud	1	0.04
Wire Fraud	6	0.21

	<u>Index Offense Count</u>	<u>Crime Rate</u>	<u>Population</u>
Morgantown PD	1,190	42.22	28,183

## Morgantown SP

<u>Offense</u>	<u>Offense</u>	<u>Crime Rate (per 1,000 persons)</u>
Aggravated Assault	19	N/A
All Other Larceny	236	N/A
Assisting or Promoting Prostitution	1	N/A
Burglary/Breaking & Entering	138	N/A
Counterfeiting/Forgery	35	N/A
Credit Card/Automatic Teller Fraud	7	N/A
Destruction/Damage/Vandalism of Property	196	N/A
Drug/Narcotic Violations	19	N/A
Embezzlement	19	N/A
False Pretenses/Swindle/Confidence Game	79	N/A
Forcible Fondling	11	N/A
Forcible Rape	1	N/A
Forcible Sodomy	1	N/A
Impersonation	9	N/A
Incest	1	N/A
Intimidation	43	N/A
Kidnaping/Abduction	1	N/A
Motor Vehicle Theft	40	N/A
Murder and Nonnegligent Manslaughter	2	N/A
Operating/Promoting/Assisting Gambling	1	N/A
Pornography/Obscene Material	1	N/A
Purse-snatching	1	N/A
Robbery	7	N/A
Sexual Assault With An Object	5	N/A
Shoplifting	49	N/A
Simple Assault	160	N/A
Stolen Property Offenses	2	N/A
Theft From Building	14	N/A
Theft From Coin Operated Machine or Device	2	N/A
Theft From Motor Vehicle	88	N/A
Theft of Motor Vehicle Parts/Accessories	19	N/A
Weapon Law Violations	5	N/A



	<u>Index Offense Count</u>	<u>Crime Rate</u>	<u>Population</u>
Morgantown SP	616		

### tf Monongalia Valley Drug

<u>Offense</u>	<u>Offense</u>	<u>Crime Rate (per 1,000 persons)</u>
Drug/Narcotic Violations	27	N/A

	<u>Index Offense Count</u>	<u>Crime Rate</u>	<u>Population</u>
tf Monongalia Valley Drug	0		

### West Virginia University -Police

<u>Offense</u>	<u>Offense</u>	<u>Crime Rate (per 1,000 persons)</u>
Aggravated Assault	3	N/A
All Other Larceny	11	N/A
Arson	3	N/A
Burglary/Breaking & Entering	30	N/A
Counterfeiting/Forgery	12	N/A
Credit Card/Automatic Teller Fraud	1	N/A
Destruction/Damage/Vandalism of Property	191	N/A
Drug Equipment Violations	11	N/A
Drug/Narcotic Violations	64	N/A
Embezzlement	2	N/A
Forcible Rape	1	N/A
Intimidation	9	N/A
Motor Vehicle Theft	2	N/A
Robbery	5	N/A
Simple Assault	53	N/A
Stolen Property Offenses	2	N/A
Theft From Building	162	N/A
Theft From Coin Operated Machine or Device	1	N/A
Theft From Motor Vehicle	23	N/A
Theft of Motor Vehicle Parts/Accessories	13	N/A

	<u>Index Offense Count</u>	<u>Crime Rate</u>	<u>Population</u>
West Virginia University -Police	251		

### Westover PD

<u>Offense</u>	<u>Offense</u>	<u>Crime Rate (per 1,000 persons)</u>
Aggravated Assault	10	2.55
All Other Larceny	44	11.21
Burglary/Breaking & Entering	30	7.64
Counterfeiting/Forgery	6	1.53
Credit Card/Automatic Teller Fraud	2	0.51
Destruction/Damage/Vandalism of Property	35	8.92
Drug Equipment Violations	1	0.25
Drug/Narcotic Violations	5	1.27
Embezzlement	2	0.51
False Pretenses/Swindle/Confidence Game	1	0.25
Intimidation	7	1.78

Motor Vehicle Theft	7	1.78
Robbery	3	0.76
Shoplifting	7	1.78
Simple Assault	31	7.90
Stolen Property Offenses	1	0.25
Theft From Building	2	0.51
Theft From Coin Operated Machine or Device	1	0.25
Theft From Motor Vehicle	13	3.31
Theft of Motor Vehicle Parts/Accessories	6	1.53
Weapon Law Violations	1	0.25

	<u>Index Offense Count</u>	<u>Crime Rate</u>	<u>Population</u>
Westover PD	123	31.34	3,925

<b>Monongalia</b>	<u>Index Offense</u>	<u>Crime Rate</u>	<u>Population</u>
	2,716	32.87	82,622

## Monroe

### Alderson PD

<u>Offense</u>	<u>Offense</u>	<u>Crime Rate (per 1,000 persons)</u>
Aggravated Assault	1	0.91
Burglary/Breaking & Entering	3	2.73
Destruction/Damage/Vandalism of Property	3	2.73
Forcible Fondling	1	0.91
Robbery	1	0.91
Simple Assault	4	3.65

	<u>Index Offense Count</u>	<u>Crime Rate</u>	<u>Population</u>
Alderson PD	5	4.56	1,097

### Monroe Co SO

<u>Offense</u>	<u>Offense</u>	<u>Crime Rate (per 1,000 persons)</u>
Aggravated Assault	6	0.46
All Other Larceny	15	1.16
Burglary/Breaking & Entering	6	0.46
Counterfeiting/Forgery	1	0.08
Destruction/Damage/Vandalism of Property	12	0.93
Drug/Narcotic Violations	2	0.15
False Pretenses/Swindle/Confidence Game	2	0.15
Intimidation	1	0.08
Motor Vehicle Theft	4	0.31
Simple Assault	43	3.33
Theft From Building	1	0.08
Theft From Motor Vehicle	2	0.15

	<u>Index Offense Count</u>	<u>Crime Rate</u>	<u>Population</u>
Monroe Co SO	34	2.63	12,914

### Peterstown PD

<u>Offense</u>	<u>Offense</u>	<u>Crime Rate (per 1,000 persons)</u>
Counterfeiting/Forgery	1	2.00

	<u>Index Offense Count</u>	<u>Crime Rate</u>	<u>Population</u>
Peterstown PD	0	0.00	499

## Union SP

<u>Offense</u>	<u>Offense</u>	<u>Crime Rate (per 1,000 persons)</u>
Aggravated Assault	8	N/A
All Other Larceny	11	N/A
Burglary/Breaking & Entering	22	N/A
Counterfeiting/Forgery	16	N/A
Credit Card/Automatic Teller Fraud	3	N/A
Destruction/Damage/Vandalism of Property	26	N/A
Drug/Narcotic Violations	3	N/A
False Pretenses/Swindle/Confidence Game	6	N/A
Forcible Fondling	4	N/A
Forcible Rape	1	N/A
Forcible Sodomy	2	N/A
Motor Vehicle Theft	8	N/A
Pornography/Obscene Material	1	N/A
Simple Assault	13	N/A
Stolen Property Offenses	1	N/A
Theft From Building	9	N/A
Theft From Motor Vehicle	8	N/A
Theft of Motor Vehicle Parts/Accessories	4	N/A
Weapon Law Violations	1	N/A

	<u>Index Offense Count</u>	<u>Crime Rate</u>	<u>Population</u>
Union SP	71		

## Monroe

<u>Index Offense</u>	<u>Crime Rate</u>	<u>Population</u>
110	7.58	14,510

## Morgan

### Berkeley Springs SP

<u>Offense</u>	<u>Offense</u>	<u>Crime Rate (per 1,000 persons)</u>
Aggravated Assault	3	N/A
All Other Larceny	22	N/A
Burglary/Breaking & Entering	53	N/A
Counterfeiting/Forgery	4	N/A
Destruction/Damage/Vandalism of Property	49	N/A
Drug/Narcotic Violations	17	N/A
False Pretenses/Swindle/Confidence Game	6	N/A
Forcible Fondling	1	N/A
Forcible Sodomy	1	N/A
Impersonation	1	N/A
Intimidation	9	N/A

Motor Vehicle Theft	15	N/A
Robbery	2	N/A
Shoplifting	2	N/A
Simple Assault	21	N/A
Stolen Property Offenses	3	N/A
Theft From Building	7	N/A
Theft From Motor Vehicle	9	N/A
Theft of Motor Vehicle Parts/Accessories	19	N/A
Weapon Law Violations	3	N/A
Wire Fraud	1	N/A

	<u>Index Offense Count</u>	<u>Crime Rate</u>	<u>Population</u>
Berkeley Springs SP	132		

### DNR - 2 - Morgan

<u>Offense</u>	<u>Offense</u>	<u>Crime Rate (per 1,000 persons)</u>
Weapon Law Violations	1	N/A

	<u>Index Offense Count</u>	<u>Crime Rate</u>	<u>Population</u>
DNR - 2 - Morgan	0		

### Morgan Co SO

<u>Offense</u>	<u>Offense</u>	<u>Crime Rate (per 1,000 persons)</u>
Aggravated Assault	10	0.69
All Other Larceny	31	2.12
Burglary/Breaking & Entering	17	1.16
Counterfeiting/Forgery	2	0.14
Destruction/Damage/Vandalism of Property	43	2.95
Drug/Narcotic Violations	9	0.62
Intimidation	3	0.21
Simple Assault	31	2.12
Stolen Property Offenses	2	0.14
Theft From Motor Vehicle	4	0.27
Theft of Motor Vehicle Parts/Accessories	2	0.14
Weapon Law Violations	3	0.21

	<u>Index Offense Count</u>	<u>Crime Rate</u>	<u>Population</u>
Morgan Co SO	64	4.38	14,596

### Morgan

<u>Index Offense</u>	<u>Crime Rate</u>	<u>Population</u>
196	13.43	14,596

## NICHOLAS

### Central WV Drug

<u>Offense</u>	<u>Offense</u>	<u>Crime Rate (per 1,000 persons)</u>
All Other Larceny	1	N/A
Drug/Narcotic Violations	21	N/A
False Pretenses/Swindle/Confidence Game	1	N/A
Forcible Rape	2	N/A

Central WV Drug	<u>Index Offense Count</u>	<u>Crime Rate</u>	<u>Population</u>
	3		

### DNR - 3 - Nicholas

<u>Offense</u>	<u>Offense</u>	<u>Crime Rate (per 1,000 persons)</u>
Drug/Narcotic Violations	1	N/A
Weapon Law Violations	2	N/A

DNR - 3 - Nicholas	<u>Index Offense Count</u>	<u>Crime Rate</u>	<u>Population</u>
	0		

### FIRE MARSHAL - NICHOLAS

<u>Offense</u>	<u>Offense</u>	<u>Crime Rate (per 1,000 persons)</u>
Arson	1	N/A

FIRE MARSHAL - NICHOLAS	<u>Index Offense Count</u>	<u>Crime Rate</u>	<u>Population</u>
	0		

### Nicholas Co SO

<u>Offense</u>	<u>Offense</u>	<u>Crime Rate (per 1,000 persons)</u>
Aggravated Assault	45	2.19
All Other Larceny	134	6.51
Arson	4	0.19
Burglary/Breaking & Entering	102	4.96
Counterfeiting/Forgery	36	1.75
Credit Card/Automatic Teller Fraud	3	0.15
Destruction/Damage/Vandalism of Property	172	8.36
Drug Equipment Violations	6	0.29
Drug/Narcotic Violations	37	1.80
Embezzlement	1	0.05
False Pretenses/Swindle/Confidence Game	26	1.26
Forcible Fondling	3	0.15
Forcible Rape	6	0.29
Forcible Sodomy	2	0.10
Impersonation	7	0.34
Intimidation	100	4.86
Kidnaping/Abduction	9	0.44
Motor Vehicle Theft	33	1.60
Purse-snatching	1	0.05
Robbery	2	0.10
Sexual Assault With An Object	2	0.10
Shoplifting	36	1.75
Simple Assault	159	7.73
Stolen Property Offenses	5	0.24
Theft From Building	105	5.10
Theft From Coin Operated Machine or Device	6	0.29
Theft From Motor Vehicle	60	2.92
Theft of Motor Vehicle Parts/Accessories	21	1.02
Weapon Law Violations	20	0.97

Nicholas Co SO	<u>Index Offense Count</u> 551	<u>Crime Rate</u> 26.78	<u>Population</u> 20,576
----------------	-----------------------------------	----------------------------	-----------------------------

## Richwood SP

<u>Offense</u>	<u>Offense</u>	<u>Crime Rate (per 1,000 persons)</u>
Aggravated Assault	6	N/A
All Other Larceny	7	N/A
Arson	1	N/A
Burglary/Breaking & Entering	13	N/A
Counterfeiting/Forgery	3	N/A
Destruction/Damage/Vandalism of Property	17	N/A
Drug Equipment Violations	1	N/A
Drug/Narcotic Violations	10	N/A
False Pretenses/Swindle/Confidence Game	1	N/A
Forcible Fondling	2	N/A
Motor Vehicle Theft	2	N/A
Shoplifting	2	N/A
Simple Assault	4	N/A
Stolen Property Offenses	1	N/A
Theft From Building	6	N/A
Theft From Motor Vehicle	2	N/A
Theft of Motor Vehicle Parts/Accessories	9	N/A

Richwood SP	<u>Index Offense Count</u> 47	<u>Crime Rate</u>	<u>Population</u>
-------------	----------------------------------	-------------------	-------------------

## Summersville PD

<u>Offense</u>	<u>Offense</u>	<u>Crime Rate (per 1,000 persons)</u>
All Other Larceny	44	13.11
Arson	1	0.30
Burglary/Breaking & Entering	11	3.28
Counterfeiting/Forgery	12	3.58
Credit Card/Automatic Teller Fraud	2	0.60
Destruction/Damage/Vandalism of Property	24	7.15
Drug/Narcotic Violations	36	10.73
Embezzlement	3	0.89
False Pretenses/Swindle/Confidence Game	8	2.38
Intimidation	15	4.47
Motor Vehicle Theft	3	0.89
Shoplifting	47	14.01
Simple Assault	31	9.24
Stolen Property Offenses	4	1.19
Theft From Building	7	2.09
Theft From Coin Operated Machine or Device	1	0.30
Theft From Motor Vehicle	23	6.86
Theft of Motor Vehicle Parts/Accessories	1	0.30
Weapon Law Violations	1	0.30

Summersville PD	<u>Index Offense Count</u> 137	<u>Crime Rate</u> 40.83	<u>Population</u> 3,355
-----------------	-----------------------------------	----------------------------	----------------------------

## Summersville SP

<u>Offense</u>	<u>Offense</u>	<u>Crime Rate (per 1,000 persons)</u>
Aggravated Assault	2	N/A
All Other Larceny	27	N/A
Burglary/Breaking & Entering	22	N/A
Counterfeiting/Forgery	8	N/A
Credit Card/Automatic Teller Fraud	2	N/A
Destruction/Damage/Vandalism of Property	55	N/A
Drug Equipment Violations	1	N/A
Drug/Narcotic Violations	6	N/A
Embezzlement	1	N/A
False Pretenses/Swindle/Confidence Game	4	N/A
Forcible Fondling	3	N/A
Forcible Rape	1	N/A
Impersonation	1	N/A
Intimidation	5	N/A
Motor Vehicle Theft	6	N/A
Pornography/Obscene Material	1	N/A
Sexual Assault With An Object	1	N/A
Shoplifting	2	N/A
Simple Assault	36	N/A
Statutory Rape	2	N/A
Stolen Property Offenses	3	N/A
Theft From Building	19	N/A
Theft From Motor Vehicle	10	N/A
Theft of Motor Vehicle Parts/Accessories	18	N/A
Weapon Law Violations	4	N/A

Summersville SP	<u>Index Offense Count</u> 107	<u>Crime Rate</u>	<u>Population</u>
-----------------	-----------------------------------	-------------------	-------------------

<b>Nicholas</b>	<u>Index Offense</u> 845	<u>Crime Rate</u> 35.31	<u>Population</u> 23,931
-----------------	-----------------------------	----------------------------	-----------------------------

## Ohio

### Bethlehem PD

<u>Offense</u>	<u>Offense</u>	<u>Crime Rate (per 1,000 persons)</u>
All Other Larceny	2	0.78
Burglary/Breaking & Entering	1	0.39
Credit Card/Automatic Teller Fraud	1	0.39
Destruction/Damage/Vandalism of Property	5	1.95
Motor Vehicle Theft	2	0.78
Stolen Property Offenses	1	0.39
Theft From Building	1	0.39

Theft From Motor Vehicle	2	0.78
Theft of Motor Vehicle Parts/Accessories	1	0.39

	<u>Index Offense Count</u>	<u>Crime Rate</u>	<u>Population</u>
Bethlehem PD	9	3.52	2,558

## Ohio Co SO

<u>Offense</u>	<u>Offense</u>	<u>Crime Rate (per 1,000 persons)</u>
Aggravated Assault	27	2.51
All Other Larceny	7	0.65
Assisting or Promoting Prostitution	1	0.09
Burglary/Breaking & Entering	26	2.42
Counterfeiting/Forgery	3	0.28
Credit Card/Automatic Teller Fraud	3	0.28
Destruction/Damage/Vandalism of Property	47	4.37
Drug Equipment Violations	1	0.09
Drug/Narcotic Violations	38	3.53
Embezzlement	1	0.09
False Pretenses/Swindle/Confidence Game	12	1.12
Forcible Fondling	2	0.19
Impersonation	1	0.09
Incest	1	0.09
Intimidation	12	1.12
Kidnaping/Abduction	1	0.09
Motor Vehicle Theft	2	0.19
Prostitution	1	0.09
Robbery	1	0.09
Shoplifting	8	0.74
Simple Assault	54	5.02
Statutory Rape	1	0.09
Stolen Property Offenses	3	0.28
Theft From Building	2	0.19
Theft From Coin Operated Machine or Device	1	0.09
Theft From Motor Vehicle	5	0.46
Weapon Law Violations	3	0.28

	<u>Index Offense Count</u>	<u>Crime Rate</u>	<u>Population</u>
Ohio Co SO	79	7.34	10,761

## tf Ohio Valley Drug & Vio Crime

<u>Offense</u>	<u>Offense</u>	<u>Crime Rate (per 1,000 persons)</u>
Drug Equipment Violations	1	N/A
Drug/Narcotic Violations	40	N/A

	<u>Index Offense Count</u>	<u>Crime Rate</u>	<u>Population</u>
tf Ohio Valley Drug & Vio Crime	0		

## West Liberty College

<u>Offense</u>	<u>Offense</u>	<u>Crime Rate (per 1,000 persons)</u>
Burglary/Breaking & Entering	6	N/A



Destruction/Damage/Vandalism of Property	5	N/A
Drug/Narcotic Violations	2	N/A
Purse-snatching	1	N/A
Theft From Building	3	N/A
Theft From Motor Vehicle	1	N/A

	<u>Index Offense Count</u>	<u>Crime Rate</u>	<u>Population</u>
West Liberty College	11		

## Wheeling PD

<u>Offense</u>	<u>Offense</u>	<u>Crime Rate (per 1,000 persons)</u>
Aggravated Assault	70	2.34
All Other Larceny	375	12.54
Arson	5	0.17
Assisting or Promoting Prostitution	1	0.03
Burglary/Breaking & Entering	228	7.62
Counterfeiting/Forgery	71	2.37
Credit Card/Automatic Teller Fraud	18	0.60
Destruction/Damage/Vandalism of Property	543	18.15
Drug Equipment Violations	1	0.03
Drug/Narcotic Violations	121	4.04
Embezzlement	3	0.10
False Pretenses/Swindle/Confidence Game	87	2.91
Forcible Fondling	12	0.40
Forcible Rape	18	0.60
Impersonation	4	0.13
Intimidation	188	6.28
Kidnaping/Abduction	1	0.03
Motor Vehicle Theft	90	3.01
Pocket-picking	1	0.03
Prostitution	5	0.17
Purse-snatching	7	0.23
Robbery	32	1.07
Sexual Assault With An Object	1	0.03
Shoplifting	61	2.04
Simple Assault	410	13.71
Stolen Property Offenses	10	0.33
Theft From Building	22	0.74
Theft From Coin Operated Machine or Device	3	0.10
Theft From Motor Vehicle	170	5.68
Theft of Motor Vehicle Parts/Accessories	13	0.43
Weapon Law Violations	26	0.87

	<u>Index Offense Count</u>	<u>Crime Rate</u>	<u>Population</u>
Wheeling PD	1,090	36.44	29,916

## Wheeling SP

<u>Offense</u>	<u>Offense</u>	<u>Crime Rate (per 1,000 persons)</u>
Aggravated Assault	8	N/A

All Other Larceny	17	N/A
Assisting or Promoting Prostitution	1	N/A
Burglary/Breaking & Entering	6	N/A
Counterfeiting/Forgery	3	N/A
Destruction/Damage/Vandalism of Property	28	N/A
Drug/Narcotic Violations	43	N/A
False Pretenses/Swindle/Confidence Game	2	N/A
Forcible Fondling	2	N/A
Forcible Rape	3	N/A
Impersonation	2	N/A
Intimidation	5	N/A
Motor Vehicle Theft	6	N/A
Prostitution	1	N/A
Sexual Assault With An Object	1	N/A
Shoplifting	10	N/A
Simple Assault	24	N/A
Theft From Building	3	N/A
Theft From Motor Vehicle	6	N/A
Theft of Motor Vehicle Parts/Accessories	9	N/A
Weapon Law Violations	1	N/A

	<u>Index Offense Count</u>	<u>Crime Rate</u>	<u>Population</u>
Wheeling SP	68		

<b>Ohio</b>	<u>Index Offense</u>	<u>Crime Rate</u>	<u>Population</u>
	1,257	29.07	43,235

## Pendleton

### DNR - 2 - Pendleton

<u>Offense</u>	<u>Offense</u>	<u>Crime Rate (per 1,000 persons)</u>
Drug/Narcotic Violations	2	N/A

	<u>Index Offense Count</u>	<u>Crime Rate</u>	<u>Population</u>
DNR - 2 - Pendleton	0		

### Franklin SP

<u>Offense</u>	<u>Offense</u>	<u>Crime Rate (per 1,000 persons)</u>
Aggravated Assault	3	N/A
All Other Larceny	16	N/A
Arson	1	N/A
Burglary/Breaking & Entering	19	N/A
Counterfeiting/Forgery	8	N/A
Credit Card/Automatic Teller Fraud	1	N/A
Destruction/Damage/Vandalism of Property	27	N/A
Drug/Narcotic Violations	18	N/A
False Pretenses/Swindle/Confidence Game	2	N/A
Forcible Rape	1	N/A
Intimidation	3	N/A

Motor Vehicle Theft	1	N/A
Pornography/Obscene Material	1	N/A
Robbery	2	N/A
Shoplifting	1	N/A
Simple Assault	21	N/A
Stolen Property Offenses	2	N/A
Theft From Building	4	N/A
Theft From Coin Operated Machine or Device	2	N/A
Theft From Motor Vehicle	4	N/A
Theft of Motor Vehicle Parts/Accessories	2	N/A
Weapon Law Violations	7	N/A

	<u>Index Offense Count</u>	<u>Crime Rate</u>	<u>Population</u>
Franklin SP	55		

### Pendleton Co SO

<u>Offense</u>	<u>Offense</u>	<u>Crime Rate (per 1,000 persons)</u>
All Other Larceny	1	0.13
Burglary/Breaking & Entering	1	0.13
Counterfeiting/Forgery	1	0.13

	<u>Index Offense Count</u>	<u>Crime Rate</u>	<u>Population</u>
Pendleton Co SO	2	0.25	7,904

### Pendleton

	<u>Index Offense</u>	<u>Crime Rate</u>	<u>Population</u>
	57	7.21	7,904

## Pleasants

---

### Pleasants Co SO

<u>Offense</u>	<u>Offense</u>	<u>Crime Rate (per 1,000 persons)</u>
Burglary/Breaking & Entering	2	0.37
Destruction/Damage/Vandalism of Property	1	0.18
Drug/Narcotic Violations	1	0.18
Forcible Fondling	1	0.18
Intimidation	1	0.18
Sexual Assault With An Object	1	0.18
Simple Assault	5	0.91
Weapon Law Violations	1	0.18

	<u>Index Offense Count</u>	<u>Crime Rate</u>	<u>Population</u>
Pleasants Co SO	2	0.37	5,470

### St Marys PD

<u>Offense</u>	<u>Offense</u>	<u>Crime Rate (per 1,000 persons)</u>
Aggravated Assault	3	1.52
All Other Larceny	1	0.51
Burglary/Breaking & Entering	1	0.51
Drug/Narcotic Violations	7	3.54
Forcible Fondling	1	0.51

Forcible Sodomy	1	0.51
Intimidation	1	0.51
Motor Vehicle Theft	1	0.51
Simple Assault	3	1.52
Theft From Building	3	1.52
Theft From Motor Vehicle	1	0.51

	<u>Index Offense Count</u>	<u>Crime Rate</u>	<u>Population</u>
St Marys PD	10	5.06	1,977

## St Marys SP

<u>Offense</u>	<u>Offense</u>	<u>Crime Rate (per 1,000 persons)</u>
Aggravated Assault	2	N/A
All Other Larceny	6	N/A
Bribery	1	N/A
Burglary/Breaking & Entering	3	N/A
Counterfeiting/Forgery	1	N/A
Destruction/Damage/Vandalism of Property	5	N/A
Drug/Narcotic Violations	5	N/A
False Pretenses/Swindle/Confidence Game	6	N/A
Forcible Fondling	1	N/A
Motor Vehicle Theft	1	N/A
Simple Assault	3	N/A
Theft From Building	3	N/A
Weapon Law Violations	1	N/A

	<u>Index Offense Count</u>	<u>Crime Rate</u>	<u>Population</u>
St Marys SP	15		

## Pleasants

	<u>Index Offense</u>	<u>Crime Rate</u>	<u>Population</u>
	27	3.63	7,447

## Pocahontas

### DNR - 3 - Pocahontas

<u>Offense</u>	<u>Offense</u>	<u>Crime Rate (per 1,000 persons)</u>
Drug/Narcotic Violations	1	N/A

	<u>Index Offense Count</u>	<u>Crime Rate</u>	<u>Population</u>
DNR - 3 - Pocahontas	0		

### Marlinton PD

<u>Offense</u>	<u>Offense</u>	<u>Crime Rate (per 1,000 persons)</u>
Aggravated Assault	2	1.57
All Other Larceny	6	4.72
Burglary/Breaking & Entering	3	2.36
Destruction/Damage/Vandalism of Property	4	3.14
False Pretenses/Swindle/Confidence Game	1	0.79
Forcible Fondling	2	1.57
Intimidation	1	0.79

Motor Vehicle Theft	1	0.79
Simple Assault	13	10.22
Theft From Building	2	1.57
Theft of Motor Vehicle Parts/Accessories	1	0.79

	<u>Index Offense Count</u>	<u>Crime Rate</u>	<u>Population</u>
Marlinton PD	15	11.79	1,272

## Marlinton SP

<u>Offense</u>	<u>Offense</u>	<u>Crime Rate (per 1,000 persons)</u>
Aggravated Assault	11	N/A
All Other Larceny	37	N/A
Burglary/Breaking & Entering	34	N/A
Counterfeiting/Forgery	2	N/A
Destruction/Damage/Vandalism of Property	42	N/A
Drug/Narcotic Violations	64	N/A
Embezzlement	2	N/A
False Pretenses/Swindle/Confidence Game	3	N/A
Forcible Fondling	3	N/A
Intimidation	11	N/A
Kidnaping/Abduction	1	N/A
Motor Vehicle Theft	2	N/A
Murder and Nonnegligent Manslaughter	1	N/A
Robbery	1	N/A
Sexual Assault With An Object	1	N/A
Shoplifting	1	N/A
Simple Assault	49	N/A
Statutory Rape	1	N/A
Stolen Property Offenses	3	N/A
Theft From Motor Vehicle	9	N/A
Weapon Law Violations	4	N/A

	<u>Index Offense Count</u>	<u>Crime Rate</u>	<u>Population</u>
Marlinton SP	96		

## Pocahontas Co SO

<u>Offense</u>	<u>Offense</u>	<u>Crime Rate (per 1,000 persons)</u>
Aggravated Assault	2	0.26
All Other Larceny	14	1.81
Burglary/Breaking & Entering	22	2.85
Counterfeiting/Forgery	3	0.39
Credit Card/Automatic Teller Fraud	1	0.13
Destruction/Damage/Vandalism of Property	31	4.01
Drug/Narcotic Violations	10	1.29
False Pretenses/Swindle/Confidence Game	3	0.39
Intimidation	4	0.52
Simple Assault	41	5.30
Theft From Building	6	0.78
Theft From Coin Operated Machine or Device	1	0.13

Theft From Motor Vehicle	3	0.39
Weapon Law Violations	1	0.13

	<u>Index Offense Count</u>	<u>Crime Rate</u>	<u>Population</u>
Pocahontas Co SO	48	6.21	7,730

<b>Pocahontas</b>	<u>Index Offense</u>	<u>Crime Rate</u>	<u>Population</u>
	159	17.66	9,002

## Preston

---

### Kingwood SP

<u>Offense</u>	<u>Offense</u>	<u>Crime Rate (per 1,000 persons)</u>
Aggravated Assault	11	N/A
All Other Larceny	52	N/A
Arson	1	N/A
Burglary/Breaking & Entering	82	N/A
Counterfeiting/Forgery	27	N/A
Credit Card/Automatic Teller Fraud	1	N/A
Destruction/Damage/Vandalism of Property	75	N/A
Drug/Narcotic Violations	24	N/A
Extortion/Blackmail	1	N/A
False Pretenses/Swindle/Confidence Game	9	N/A
Forcible Fondling	3	N/A
Forcible Rape	3	N/A
Forcible Sodomy	2	N/A
Intimidation	6	N/A
Motor Vehicle Theft	17	N/A
Robbery	1	N/A
Shoplifting	1	N/A
Simple Assault	34	N/A
Statutory Rape	2	N/A
Stolen Property Offenses	3	N/A
Theft From Building	1	N/A
Theft From Coin Operated Machine or Device	1	N/A
Theft From Motor Vehicle	4	N/A
Theft of Motor Vehicle Parts/Accessories	3	N/A
Weapon Law Violations	2	N/A

	<u>Index Offense Count</u>	<u>Crime Rate</u>	<u>Population</u>
Kingwood SP	176		

### Masontown PD

<u>Offense</u>	<u>Offense</u>	<u>Crime Rate (per 1,000 persons)</u>
All Other Larceny	2	3.10
Drug/Narcotic Violations	1	1.55
Simple Assault	2	3.10

	<u>Index Offense Count</u>	<u>Crime Rate</u>	<u>Population</u>
Masontown PD	2	3.10	645

## Preston Co SO

<u>Offense</u>	<u>Offense</u>	<u>Crime Rate (per 1,000 persons)</u>
Aggravated Assault	18	0.77
All Other Larceny	8	0.34
Arson	1	0.04
Burglary/Breaking & Entering	37	1.58
Counterfeiting/Forgery	5	0.21
Destruction/Damage/Vandalism of Property	38	1.62
Drug/Narcotic Violations	9	0.38
Embezzlement	2	0.09
False Pretenses/Swindle/Confidence Game	7	0.30
Forcible Fondling	1	0.04
Intimidation	4	0.17
Motor Vehicle Theft	12	0.51
Pornography/Obscene Material	1	0.04
Purse-snatching	2	0.09
Robbery	1	0.04
Simple Assault	42	1.79
Theft From Building	3	0.13
Theft From Motor Vehicle	15	0.64
Theft of Motor Vehicle Parts/Accessories	6	0.26
Weapon Law Violations	2	0.09

	<u>Index Offense Count</u>	<u>Crime Rate</u>	<u>Population</u>
Preston Co SO	102	4.35	23,449

## Rowlesburg PD

<u>Offense</u>	<u>Offense</u>	<u>Crime Rate (per 1,000 persons)</u>
Aggravated Assault	2	3.25
All Other Larceny	1	1.62
Drug/Narcotic Violations	3	4.87
Extortion/Blackmail	1	1.62
Simple Assault	2	3.25

	<u>Index Offense Count</u>	<u>Crime Rate</u>	<u>Population</u>
Rowlesburg PD	3	4.87	616

## Terra Alta PD

<u>Offense</u>	<u>Offense</u>	<u>Crime Rate (per 1,000 persons)</u>
Aggravated Assault	2	1.35
All Other Larceny	5	3.37
Burglary/Breaking & Entering	3	2.02
Counterfeiting/Forgery	1	0.67
Destruction/Damage/Vandalism of Property	19	12.80
Drug/Narcotic Violations	2	1.35
False Pretenses/Swindle/Confidence Game	1	0.67
Forcible Fondling	2	1.35
Motor Vehicle Theft	1	0.67

Shoplifting	1	0.67
Simple Assault	9	6.06
Stolen Property Offenses	1	0.67
Theft From Coin Operated Machine or Device	1	0.67
Theft From Motor Vehicle	3	2.02

	<u>Index Offense Count</u>	<u>Crime Rate</u>	<u>Population</u>
Terra Alta PD	16	10.78	1,484

## Preston

	<u>Index Offense</u>	<u>Crime Rate</u>	<u>Population</u>
	299	11.41	26,194

## PUTNAM

### FIRE MARSHAL - PUTNAM

<u>Offense</u>	<u>Offense</u>	<u>Crime Rate (per 1,000 persons)</u>
Arson	1	N/A

	<u>Index Offense Count</u>	<u>Crime Rate</u>	<u>Population</u>
FIRE MARSHAL - PUTNAM	0		

### Hurricane PD

<u>Offense</u>	<u>Offense</u>	<u>Crime Rate (per 1,000 persons)</u>
Aggravated Assault	7	1.21
All Other Larceny	33	5.70
Arson	1	0.17
Burglary/Breaking & Entering	7	1.21
Counterfeiting/Forgery	3	0.52
Destruction/Damage/Vandalism of Property	89	15.36
Drug/Narcotic Violations	11	1.90
False Pretenses/Swindle/Confidence Game	2	0.35
Forcible Fondling	4	0.69
Impersonation	3	0.52
Intimidation	35	6.04
Motor Vehicle Theft	15	2.59
Purse-snatching	1	0.17
Robbery	1	0.17
Shoplifting	10	1.73
Simple Assault	50	8.63
Statutory Rape	1	0.17
Stolen Property Offenses	1	0.17
Theft From Building	22	3.80
Theft From Coin Operated Machine or Device	5	0.86
Theft From Motor Vehicle	42	7.25
Theft of Motor Vehicle Parts/Accessories	3	0.52
Weapon Law Violations	4	0.69

	<u>Index Offense Count</u>	<u>Crime Rate</u>	<u>Population</u>
Hurricane PD	146	25.20	5,793



## Poca PD

<u>Offense</u>	<u>Offense</u>	<u>Crime Rate (per 1,000 persons)</u>
All Other Larceny	1	0.98
Burglary/Breaking & Entering	1	0.98
Destruction/Damage/Vandalism of Property	1	0.98
Pocket-picking	1	0.98
Shoplifting	1	0.98
Theft From Motor Vehicle	2	1.95
Theft of Motor Vehicle Parts/Accessories	1	0.98
Weapon Law Violations	1	0.98

	<u>Index Offense Count</u>	<u>Crime Rate</u>	<u>Population</u>
Poca PD	7	6.83	1,025

## Putnam Co SO

<u>Offense</u>	<u>Offense</u>	<u>Crime Rate (per 1,000 persons)</u>
Aggravated Assault	50	1.18
All Other Larceny	591	13.95
Arson	6	0.14
Burglary/Breaking & Entering	210	4.96
Counterfeiting/Forgery	71	1.68
Credit Card/Automatic Teller Fraud	7	0.17
Destruction/Damage/Vandalism of Property	356	8.40
Drug/Narcotic Violations	96	2.27
Embezzlement	10	0.24
False Pretenses/Swindle/Confidence Game	24	0.57
Forcible Fondling	11	0.26
Forcible Rape	1	0.02
Forcible Sodomy	1	0.02
Impersonation	14	0.33
Intimidation	69	1.63
Kidnaping/Abduction	3	0.07
Motor Vehicle Theft	97	2.29
Murder and Nonnegligent Manslaughter	1	0.02
Robbery	8	0.19
Sexual Assault With An Object	3	0.07
Shoplifting	22	0.52
Simple Assault	478	11.28
Statutory Rape	4	0.09
Stolen Property Offenses	11	0.26
Theft From Building	5	0.12
Theft From Coin Operated Machine or Device	1	0.02
Theft From Motor Vehicle	146	3.45
Theft of Motor Vehicle Parts/Accessories	8	0.19
Weapon Law Violations	16	0.38

	<u>Index Offense Count</u>	<u>Crime Rate</u>	<u>Population</u>
Putnam Co SO	1,140	26.91	42,366

## Winfield PD

<u>Offense</u>	<u>Offense</u>	<u>Crime Rate (per 1,000 persons)</u>
Aggravated Assault	4	2.02
All Other Larceny	14	7.07
Burglary/Breaking & Entering	1	0.51
Destruction/Damage/Vandalism of Property	14	7.07
Drug/Narcotic Violations	4	2.02
False Pretenses/Swindle/Confidence Game	1	0.51
Intimidation	6	3.03
Simple Assault	6	3.03
Theft From Building	1	0.51
Theft From Motor Vehicle	11	5.56
Weapon Law Violations	1	0.51

Winfield PD	<u>Index Offense Count</u> 31	<u>Crime Rate</u> 15.66	<u>Population</u> 1,979
-------------	----------------------------------	----------------------------	----------------------------

## Winfield SP

<u>Offense</u>	<u>Offense</u>	<u>Crime Rate (per 1,000 persons)</u>
Aggravated Assault	11	N/A
All Other Larceny	61	N/A
Arson	2	N/A
Burglary/Breaking & Entering	24	N/A
Counterfeiting/Forgery	28	N/A
Destruction/Damage/Vandalism of Property	62	N/A
Drug Equipment Violations	6	N/A
Drug/Narcotic Violations	42	N/A
Embezzlement	5	N/A
False Pretenses/Swindle/Confidence Game	34	N/A
Forcible Fondling	2	N/A
Forcible Rape	5	N/A
Forcible Sodomy	5	N/A
Impersonation	4	N/A
Intimidation	30	N/A
Motor Vehicle Theft	14	N/A
Robbery	1	N/A
Shoplifting	7	N/A
Simple Assault	76	N/A
Theft From Building	7	N/A
Theft From Motor Vehicle	21	N/A
Theft of Motor Vehicle Parts/Accessories	39	N/A
Weapon Law Violations	4	N/A
Wire Fraud	1	N/A

Winfield SP	<u>Index Offense Count</u> 190	<u>Crime Rate</u>	<u>Population</u>
-------------	-----------------------------------	-------------------	-------------------

# Putnam

<u>Index Offense</u>	<u>Crime Rate</u>	<u>Population</u>
1,514	29.59	51,163

## RALEIGH

---

### BCI - Beckley

<u>Offense</u>	<u>Offense</u>	<u>Crime Rate (per 1,000 persons)</u>
Burglary/Breaking & Entering	1	N/A
Drug/Narcotic Violations	109	N/A
Weapon Law Violations	1	N/A

	<u>Index Offense Count</u>	<u>Crime Rate</u>	<u>Population</u>
BCI - Beckley	1		

### Beckley PD

<u>Offense</u>	<u>Offense</u>	<u>Crime Rate (per 1,000 persons)</u>
Aggravated Assault	97	5.70
All Other Larceny	439	25.81
Arson	5	0.29
Assisting or Promoting Prostitution	3	0.18
Burglary/Breaking & Entering	168	9.88
Counterfeiting/Forgery	76	4.47
Credit Card/Automatic Teller Fraud	9	0.53
Destruction/Damage/Vandalism of Property	624	36.69
Drug Equipment Violations	3	0.18
Drug/Narcotic Violations	200	11.76
Embezzlement	18	1.06
False Pretenses/Swindle/Confidence Game	179	10.52
Forcible Fondling	7	0.41
Forcible Rape	2	0.12
Forcible Sodomy	4	0.24
Impersonation	16	0.94
Intimidation	128	7.53
Kidnaping/Abduction	4	0.24
Motor Vehicle Theft	78	4.59
Murder and Nonnegligent Manslaughter	1	0.06
Pocket-picking	1	0.06
Prostitution	14	0.82
Purse-snatching	4	0.24
Robbery	20	1.18
Sexual Assault With An Object	2	0.12
Shoplifting	315	18.52
Simple Assault	509	29.93
Statutory Rape	2	0.12
Stolen Property Offenses	10	0.59
Theft From Building	50	2.94
Theft From Coin Operated Machine or Device	21	1.23

Theft From Motor Vehicle	165	9.70
Theft of Motor Vehicle Parts/Accessories	56	3.29
Weapon Law Violations	37	2.18

	<u>Index Offense Count</u>	<u>Crime Rate</u>	<u>Population</u>
Beckley PD	1,417	83.31	17,008

## Beckley SP

<u>Offense</u>	<u>Offense</u>	<u>Crime Rate (per 1,000 persons)</u>
Aggravated Assault	37	N/A
All Other Larceny	153	N/A
Arson	3	N/A
Burglary/Breaking & Entering	88	N/A
Counterfeiting/Forgery	50	N/A
Credit Card/Automatic Teller Fraud	3	N/A
Destruction/Damage/Vandalism of Property	161	N/A
Drug Equipment Violations	2	N/A
Drug/Narcotic Violations	28	N/A
Embezzlement	5	N/A
False Pretenses/Swindle/Confidence Game	21	N/A
Forcible Fondling	6	N/A
Forcible Rape	1	N/A
Forcible Sodomy	4	N/A
Intimidation	43	N/A
Motor Vehicle Theft	63	N/A
Murder and Nonnegligent Manslaughter	3	N/A
Pocket-picking	2	N/A
Pornography/Obscene Material	1	N/A
Purse-snatching	3	N/A
Robbery	4	N/A
Sexual Assault With An Object	1	N/A
Shoplifting	20	N/A
Simple Assault	129	N/A
Statutory Rape	1	N/A
Stolen Property Offenses	11	N/A
Theft From Building	9	N/A
Theft From Coin Operated Machine or Device	3	N/A
Theft From Motor Vehicle	48	N/A
Theft of Motor Vehicle Parts/Accessories	53	N/A
Weapon Law Violations	5	N/A
Wire Fraud	1	N/A

	<u>Index Offense Count</u>	<u>Crime Rate</u>	<u>Population</u>
Beckley SP	487		

## DNR - 4 - Raleigh

<u>Offense</u>	<u>Offense</u>	<u>Crime Rate (per 1,000 persons)</u>
Drug/Narcotic Violations	2	N/A
Weapon Law Violations	2	N/A

	<u>Index Offense Count</u>	<u>Crime Rate</u>	<u>Population</u>
DNR - 4 - Raleigh	0		

### **FIRE MARSHAL - Raleigh**

<u>Offense</u>	<u>Offense</u>	<u>Crime Rate (per 1,000 persons)</u>
Arson	2	N/A

	<u>Index Offense Count</u>	<u>Crime Rate</u>	<u>Population</u>
FIRE MARSHAL - Raleigh	0		

### **Mabscott PD**

<u>Offense</u>	<u>Offense</u>	<u>Crime Rate (per 1,000 persons)</u>
Aggravated Assault	3	2.19
Assisting or Promoting Prostitution	1	0.73
Burglary/Breaking & Entering	1	0.73
Destruction/Damage/Vandalism of Property	9	6.57
Drug/Narcotic Violations	14	10.22
Intimidation	6	4.38
Kidnaping/Abduction	2	1.46
Motor Vehicle Theft	3	2.19
Prostitution	1	0.73
Simple Assault	12	8.76
Theft From Building	13	9.49
Theft From Motor Vehicle	3	2.19
Theft of Motor Vehicle Parts/Accessories	1	0.73
Weapon Law Violations	3	2.19

	<u>Index Offense Count</u>	<u>Crime Rate</u>	<u>Population</u>
Mabscott PD	24	17.52	1,370

### **Raleigh Co SO**

<u>Offense</u>	<u>Offense</u>	<u>Crime Rate (per 1,000 persons)</u>
Aggravated Assault	74	1.25
All Other Larceny	695	11.71
Arson	14	0.24
Burglary/Breaking & Entering	214	3.61
Counterfeiting/Forgery	43	0.72
Credit Card/Automatic Teller Fraud	14	0.24
Destruction/Damage/Vandalism of Property	516	8.69
Drug/Narcotic Violations	23	0.39
Embezzlement	7	0.12
False Pretenses/Swindle/Confidence Game	48	0.81
Forcible Fondling	8	0.13
Forcible Rape	6	0.10
Forcible Sodomy	1	0.02
Impersonation	3	0.05
Intimidation	435	7.33
Kidnaping/Abduction	3	0.05
Motor Vehicle Theft	94	1.58

Murder and Nonnegligent Manslaughter	1	0.02
Purse-snatching	3	0.05
Robbery	13	0.22
Shoplifting	113	1.90
Simple Assault	414	6.97
Statutory Rape	4	0.07
Stolen Property Offenses	16	0.27
Theft From Building	40	0.67
Theft From Coin Operated Machine or Device	4	0.07
Theft From Motor Vehicle	123	2.07
Theft of Motor Vehicle Parts/Accessories	28	0.47
Weapon Law Violations	21	0.35

	<u>Index Offense Count</u>	<u>Crime Rate</u>	<u>Population</u>
Raleigh Co SO	1,408	23.72	59,359

### Sophia PD

<u>Offense</u>	<u>Offense</u>	<u>Crime Rate (per 1,000 persons)</u>
Aggravated Assault	1	0.79
All Other Larceny	30	23.58
Burglary/Breaking & Entering	8	6.29
Counterfeiting/Forgery	1	0.79
Credit Card/Automatic Teller Fraud	1	0.79
Destruction/Damage/Vandalism of Property	12	9.43
Drug/Narcotic Violations	2	1.57
Extortion/Blackmail	2	1.57
False Pretenses/Swindle/Confidence Game	1	0.79
Intimidation	1	0.79
Motor Vehicle Theft	1	0.79
Robbery	2	1.57
Shoplifting	2	1.57
Simple Assault	7	5.50
Weapon Law Violations	1	0.79

	<u>Index Offense Count</u>	<u>Crime Rate</u>	<u>Population</u>
Sophia PD	44	34.59	1,272

### tf Tri-Lateral Drug Network Team

<u>Offense</u>	<u>Offense</u>	<u>Crime Rate (per 1,000 persons)</u>
Drug/Narcotic Violations	57	N/A
Weapon Law Violations	1	N/A

	<u>Index Offense Count</u>	<u>Crime Rate</u>	<u>Population</u>
tf Tri-Lateral Drug Network Team	0		

### Turnpike - Raleigh

<u>Offense</u>	<u>Offense</u>	<u>Crime Rate (per 1,000 persons)</u>
All Other Larceny	5	N/A
Credit Card/Automatic Teller Fraud	1	N/A
Destruction/Damage/Vandalism of Property	3	N/A

Drug Equipment Violations	1	N/A
Drug/Narcotic Violations	26	N/A
False Pretenses/Swindle/Confidence Game	1	N/A
Robbery	1	N/A
Stolen Property Offenses	1	N/A
Theft From Motor Vehicle	2	N/A
Weapon Law Violations	3	N/A

	<u>Index Offense Count</u>	<u>Crime Rate</u>	<u>Population</u>
Turnpike - Raleigh	8		

<b>Raleigh</b>	<u>Index Offense</u>	<u>Crime Rate</u>	<u>Population</u>
	3,389	42.89	79,009

## Randolph

### Elkins PD

<u>Offense</u>	<u>Offense</u>	<u>Crime Rate (per 1,000 persons)</u>
Aggravated Assault	15	2.13
All Other Larceny	30	4.27
Arson	2	0.28
Burglary/Breaking & Entering	49	6.97
Counterfeiting/Forgery	17	2.42
Credit Card/Automatic Teller Fraud	1	0.14
Destruction/Damage/Vandalism of Property	169	24.05
Drug Equipment Violations	11	1.57
Drug/Narcotic Violations	46	6.55
False Pretenses/Swindle/Confidence Game	32	4.55
Forcible Fondling	1	0.14
Forcible Rape	6	0.85
Impersonation	1	0.14
Incest	1	0.14
Intimidation	10	1.42
Motor Vehicle Theft	17	2.42
Murder and Nonnegligent Manslaughter	1	0.14
Pocket-picking	1	0.14
Purse-snatching	1	0.14
Robbery	3	0.43
Sexual Assault With An Object	3	0.43
Shoplifting	18	2.56
Simple Assault	75	10.67
Stolen Property Offenses	5	0.71
Theft From Building	48	6.83
Theft From Coin Operated Machine or Device	4	0.57
Theft From Motor Vehicle	29	4.13
Theft of Motor Vehicle Parts/Accessories	27	3.84

	<u>Index Offense Count</u>	<u>Crime Rate</u>	<u>Population</u>
Elkins PD	249	35.44	7,026

## Elkins SP

<u>Offense</u>	<u>Offense</u>	<u>Crime Rate (per 1,000 persons)</u>
Aggravated Assault	29	N/A
All Other Larceny	141	N/A
Arson	1	N/A
Burglary/Breaking & Entering	51	N/A
Counterfeiting/Forgery	16	N/A
Credit Card/Automatic Teller Fraud	2	N/A
Destruction/Damage/Vandalism of Property	105	N/A
Drug Equipment Violations	5	N/A
Drug/Narcotic Violations	81	N/A
Embezzlement	7	N/A
False Pretenses/Swindle/Confidence Game	27	N/A
Forcible Fondling	8	N/A
Forcible Sodomy	1	N/A
Impersonation	4	N/A
Intimidation	28	N/A
Motor Vehicle Theft	11	N/A
Murder and Nonnegligent Manslaughter	1	N/A
Robbery	1	N/A
Shoplifting	26	N/A
Simple Assault	105	N/A
Statutory Rape	1	N/A
Stolen Property Offenses	7	N/A
Theft From Building	1	N/A
Theft From Motor Vehicle	4	N/A
Weapon Law Violations	10	N/A
Wire Fraud	1	N/A

Elkins SP	<u>Index Offense Count</u> 265	<u>Crime Rate</u>	<u>Population</u>
-----------	-----------------------------------	-------------------	-------------------

## Randolph Co SO

<u>Offense</u>	<u>Offense</u>	<u>Crime Rate (per 1,000 persons)</u>
Aggravated Assault	3	0.14
All Other Larceny	5	0.23
Arson	2	0.09
Burglary/Breaking & Entering	7	0.33
Counterfeiting/Forgery	2	0.09
Destruction/Damage/Vandalism of Property	18	0.84
Drug/Narcotic Violations	4	0.19
False Pretenses/Swindle/Confidence Game	2	0.09
Forcible Fondling	1	0.05
Intimidation	4	0.19
Motor Vehicle Theft	1	0.05
Shoplifting	1	0.05
Simple Assault	16	0.74



Theft From Building	5	0.23
Theft From Motor Vehicle	5	0.23
Weapon Law Violations	2	0.09

	<u>Index Offense Count</u>	<u>Crime Rate</u>	<u>Population</u>
Randolph Co SO	27	1.26	21,493

## Randolph

	<u>Index Offense</u>	<u>Crime Rate</u>	<u>Population</u>
	541	18.97	28,519

## Ritchie

### Harrisville PD

<u>Offense</u>	<u>Offense</u>	<u>Crime Rate (per 1,000 persons)</u>
All Other Larceny	2	1.08
Burglary/Breaking & Entering	4	2.17
Destruction/Damage/Vandalism of Property	1	0.54
Drug/Narcotic Violations	2	1.08
False Pretenses/Swindle/Confidence Game	1	0.54
Intimidation	2	1.08
Theft From Building	3	1.63

	<u>Index Offense Count</u>	<u>Crime Rate</u>	<u>Population</u>
Harrisville PD	9	4.88	1,845

### Harrisville SP

<u>Offense</u>	<u>Offense</u>	<u>Crime Rate (per 1,000 persons)</u>
Aggravated Assault	19	N/A
All Other Larceny	35	N/A
Arson	1	N/A
Burglary/Breaking & Entering	16	N/A
Counterfeiting/Forgery	2	N/A
Destruction/Damage/Vandalism of Property	37	N/A
Drug Equipment Violations	5	N/A
Drug/Narcotic Violations	70	N/A
Embezzlement	6	N/A
False Pretenses/Swindle/Confidence Game	8	N/A
Forcible Fondling	9	N/A
Forcible Rape	2	N/A
Forcible Sodomy	1	N/A
Impersonation	2	N/A
Intimidation	7	N/A
Motor Vehicle Theft	7	N/A
Sexual Assault With An Object	4	N/A
Simple Assault	39	N/A
Stolen Property Offenses	1	N/A
Theft From Building	7	N/A
Theft From Motor Vehicle	1	N/A
Theft of Motor Vehicle Parts/Accessories	1	N/A

Harrisville SP	<u>Index Offense Count</u> 88	<u>Crime Rate</u>	<u>Population</u>
----------------	----------------------------------	-------------------	-------------------

## Pennsboro PD

<u>Offense</u>	<u>Offense</u>	<u>Crime Rate (per 1,000 persons)</u>
All Other Larceny	1	0.84
Burglary/Breaking & Entering	6	5.02
Counterfeiting/Forgery	3	2.51
Destruction/Damage/Vandalism of Property	1	0.84
Shoplifting	1	0.84
Simple Assault	4	3.35

Pennsboro PD	<u>Index Offense Count</u> 8	<u>Crime Rate</u> 6.69	<u>Population</u> 1,195
--------------	---------------------------------	---------------------------	----------------------------

## Ritchie Co SO

<u>Offense</u>	<u>Offense</u>	<u>Crime Rate (per 1,000 persons)</u>
All Other Larceny	13	1.74
Arson	1	0.13
Burglary/Breaking & Entering	24	3.22
Counterfeiting/Forgery	1	0.13
Destruction/Damage/Vandalism of Property	14	1.88
Drug/Narcotic Violations	6	0.80
False Pretenses/Swindle/Confidence Game	5	0.67
Forcible Fondling	1	0.13
Intimidation	3	0.40
Kidnaping/Abduction	2	0.27
Motor Vehicle Theft	5	0.67
Simple Assault	11	1.48
Theft From Building	7	0.94
Theft From Motor Vehicle	2	0.27

Ritchie Co SO	<u>Index Offense Count</u> 51	<u>Crime Rate</u> 6.84	<u>Population</u> 7,455
---------------	----------------------------------	---------------------------	----------------------------

<b>Ritchie</b>	<u>Index Offense</u> 156	<u>Crime Rate</u> 14.86	<u>Population</u> 10,495
----------------	-----------------------------	----------------------------	-----------------------------

## Roane

### Roane Co SO

<u>Offense</u>	<u>Offense</u>	<u>Crime Rate (per 1,000 persons)</u>
Aggravated Assault	9	0.69
All Other Larceny	58	4.43
Arson	1	0.08
Burglary/Breaking & Entering	15	1.15
Counterfeiting/Forgery	7	0.53
Destruction/Damage/Vandalism of Property	30	2.29
Drug/Narcotic Violations	24	1.83

False Pretenses/Swindle/Confidence Game	1	0.08
Forcible Rape	2	0.15
Intimidation	9	0.69
Kidnaping/Abduction	1	0.08
Motor Vehicle Theft	11	0.84
Murder and Nonnegligent Manslaughter	1	0.08
Simple Assault	29	2.21
Theft From Building	5	0.38
Theft From Motor Vehicle	4	0.31
Weapon Law Violations	4	0.31

	<u>Index Offense Count</u>	<u>Crime Rate</u>	<u>Population</u>
Roane Co SO	105	8.02	13,093

## Spencer PD

<u>Offense</u>	<u>Offense</u>	<u>Crime Rate (per 1,000 persons)</u>
Aggravated Assault	4	1.76
All Other Larceny	7	3.07
Burglary/Breaking & Entering	6	2.63
Counterfeiting/Forgery	12	5.27
Credit Card/Automatic Teller Fraud	1	0.44
Destruction/Damage/Vandalism of Property	46	20.18
Drug/Narcotic Violations	2	0.88
False Pretenses/Swindle/Confidence Game	5	2.19
Impersonation	2	0.88
Intimidation	3	1.32
Motor Vehicle Theft	2	0.88
Purse-snatching	2	0.88
Shoplifting	23	10.09
Simple Assault	24	10.53
Theft From Building	13	5.70
Theft From Coin Operated Machine or Device	1	0.44
Theft From Motor Vehicle	26	11.41
Theft of Motor Vehicle Parts/Accessories	7	3.07

	<u>Index Offense Count</u>	<u>Crime Rate</u>	<u>Population</u>
Spencer PD	91	39.93	2,279

## Spencer SP

<u>Offense</u>	<u>Offense</u>	<u>Crime Rate (per 1,000 persons)</u>
Aggravated Assault	6	N/A
All Other Larceny	18	N/A
Arson	2	N/A
Burglary/Breaking & Entering	16	N/A
Counterfeiting/Forgery	3	N/A
Destruction/Damage/Vandalism of Property	18	N/A
Drug Equipment Violations	5	N/A
Drug/Narcotic Violations	27	N/A
False Pretenses/Swindle/Confidence Game	8	N/A

Impersonation	1	N/A
Intimidation	2	N/A
Kidnaping/Abduction	1	N/A
Motor Vehicle Theft	9	N/A
Murder and Nonnegligent Manslaughter	1	N/A
Purse-snatching	1	N/A
Simple Assault	22	N/A
Stolen Property Offenses	2	N/A
Theft From Building	2	N/A
Theft From Motor Vehicle	1	N/A
Theft of Motor Vehicle Parts/Accessories	4	N/A
Weapon Law Violations	3	N/A

	<u>Index Offense Count</u>	<u>Crime Rate</u>	<u>Population</u>
Spencer SP	58		

## Roane

	<u>Index Offense</u>	<u>Crime Rate</u>	<u>Population</u>
	254	16.52	15,372

## Summers

### DNR - 4 - Summers

<u>Offense</u>	<u>Offense</u>	<u>Crime Rate (per 1,000 persons)</u>
Drug/Narcotic Violations	5	N/A
Weapon Law Violations	1	N/A

	<u>Index Offense Count</u>	<u>Crime Rate</u>	<u>Population</u>
DNR - 4 - Summers	0		

### Hinton PD

<u>Offense</u>	<u>Offense</u>	<u>Crime Rate (per 1,000 persons)</u>
Aggravated Assault	8	2.94
All Other Larceny	3	1.10
Burglary/Breaking & Entering	6	2.20
Counterfeiting/Forgery	1	0.37
Destruction/Damage/Vandalism of Property	20	7.34
Drug/Narcotic Violations	15	5.51
Embezzlement	1	0.37
Intimidation	4	1.47
Motor Vehicle Theft	1	0.37
Purse-snatching	1	0.37
Sexual Assault With An Object	1	0.37
Shoplifting	8	2.94
Simple Assault	20	7.34
Theft From Building	3	1.10
Theft From Motor Vehicle	2	0.73
Weapon Law Violations	1	0.37

	<u>Index Offense Count</u>	<u>Crime Rate</u>	<u>Population</u>
Hinton PD	32	11.75	2,724

## Hinton SP

<u>Offense</u>	<u>Offense</u>	<u>Crime Rate (per 1,000 persons)</u>
Aggravated Assault	8	N/A
All Other Larceny	13	N/A
Arson	1	N/A
Burglary/Breaking & Entering	20	N/A
Counterfeiting/Forgery	7	N/A
Destruction/Damage/Vandalism of Property	18	N/A
Drug/Narcotic Violations	2	N/A
False Pretenses/Swindle/Confidence Game	2	N/A
Intimidation	3	N/A
Motor Vehicle Theft	4	N/A
Robbery	2	N/A
Shoplifting	1	N/A
Simple Assault	9	N/A
Stolen Property Offenses	1	N/A
Theft From Building	3	N/A
Theft From Coin Operated Machine or Device	3	N/A
Theft From Motor Vehicle	17	N/A
Theft of Motor Vehicle Parts/Accessories	1	N/A

	<u>Index Offense Count</u>	<u>Crime Rate</u>	<u>Population</u>
Hinton SP	72		

## Summers Co SO

<u>Offense</u>	<u>Offense</u>	<u>Crime Rate (per 1,000 persons)</u>
Aggravated Assault	10	0.90
All Other Larceny	15	1.35
Arson	1	0.09
Burglary/Breaking & Entering	17	1.53
Counterfeiting/Forgery	2	0.18
Credit Card/Automatic Teller Fraud	1	0.09
Destruction/Damage/Vandalism of Property	27	2.43
Drug Equipment Violations	1	0.09
Drug/Narcotic Violations	15	1.35
Impersonation	1	0.09
Intimidation	6	0.54
Kidnaping/Abduction	2	0.18
Motor Vehicle Theft	6	0.54
Pocket-picking	2	0.18
Purse-snatching	2	0.18
Sexual Assault With An Object	1	0.09
Shoplifting	1	0.09
Simple Assault	21	1.89
Stolen Property Offenses	3	0.27
Theft From Building	21	1.89
Theft From Coin Operated Machine or Device	1	0.09

Theft From Motor Vehicle	4	0.36
Theft of Motor Vehicle Parts/Accessories	1	0.09

	<u>Index Offense Count</u>	<u>Crime Rate</u>	<u>Population</u>
Summers Co SO	80	7.21	11,096

## Summers

	<u>Index Offense</u>	<u>Crime Rate</u>	<u>Population</u>
	184	13.31	13,820

## Taylor

### DNR - 1 - Taylor

<u>Offense</u>	<u>Offense</u>	<u>Crime Rate (per 1,000 persons)</u>
Weapon Law Violations	1	N/A

	<u>Index Offense Count</u>	<u>Crime Rate</u>	<u>Population</u>
DNR - 1 - Taylor	0		

### Grafton PD

<u>Offense</u>	<u>Offense</u>	<u>Crime Rate (per 1,000 persons)</u>
Aggravated Assault	4	0.74
All Other Larceny	3	0.56
Burglary/Breaking & Entering	22	4.08
Drug/Narcotic Violations	3	0.56
Motor Vehicle Theft	2	0.37
Purse-snatching	1	0.19
Shoplifting	3	0.56
Simple Assault	23	4.26
Theft From Building	4	0.74
Theft From Coin Operated Machine or Device	1	0.19
Theft From Motor Vehicle	4	0.74
Weapon Law Violations	1	0.19

	<u>Index Offense Count</u>	<u>Crime Rate</u>	<u>Population</u>
Grafton PD	44	8.16	5,393

### Grafton SP

<u>Offense</u>	<u>Offense</u>	<u>Crime Rate (per 1,000 persons)</u>
Aggravated Assault	2	N/A
All Other Larceny	8	N/A
Burglary/Breaking & Entering	3	N/A
Counterfeiting/Forgery	1	N/A
Destruction/Damage/Vandalism of Property	14	N/A
False Pretenses/Swindle/Confidence Game	4	N/A
Forcible Fondling	1	N/A
Forcible Sodomy	1	N/A
Incest	1	N/A
Intimidation	2	N/A
Motor Vehicle Theft	1	N/A
Purse-snatching	1	N/A

Simple Assault	14	N/A
Theft From Building	1	N/A
Theft From Motor Vehicle	4	N/A
Theft of Motor Vehicle Parts/Accessories	3	N/A

	<u>Index Offense Count</u>	<u>Crime Rate</u>	<u>Population</u>
Grafton SP	23		

## Taylor Co SO

<u>Offense</u>	<u>Offense</u>	<u>Crime Rate (per 1,000 persons)</u>
All Other Larceny	1	0.09
Burglary/Breaking & Entering	1	0.09
Destruction/Damage/Vandalism of Property	1	0.09
Motor Vehicle Theft	1	0.09
Simple Assault	2	0.18
Theft From Building	2	0.18
Theft From Motor Vehicle	1	0.09

	<u>Index Offense Count</u>	<u>Crime Rate</u>	<u>Population</u>
Taylor Co SO	6	0.55	10,822

	<u>Index Offense</u>	<u>Crime Rate</u>	<u>Population</u>
Taylor	73	4.50	16,215

## Tucker

### Parsons SP

<u>Offense</u>	<u>Offense</u>	<u>Crime Rate (per 1,000 persons)</u>
Aggravated Assault	3	N/A
All Other Larceny	29	N/A
Burglary/Breaking & Entering	20	N/A
Counterfeiting/Forgery	4	N/A
Destruction/Damage/Vandalism of Property	44	N/A
Drug/Narcotic Violations	38	N/A
False Pretenses/Swindle/Confidence Game	7	N/A
Impersonation	1	N/A
Intimidation	8	N/A
Motor Vehicle Theft	4	N/A
Sexual Assault With An Object	1	N/A
Simple Assault	43	N/A
Stolen Property Offenses	2	N/A
Theft From Building	1	N/A
Theft From Motor Vehicle	2	N/A
Weapon Law Violations	2	N/A

	<u>Index Offense Count</u>	<u>Crime Rate</u>	<u>Population</u>
Parsons SP	59		

### Tucker Co SO

<u>Offense</u>	<u>Offense</u>	<u>Crime Rate (per 1,000 persons)</u>
----------------	----------------	---------------------------------------

Aggravated Assault	1	0.18
All Other Larceny	9	1.60
Burglary/Breaking & Entering	8	1.42
Counterfeiting/Forgery	4	0.71
Destruction/Damage/Vandalism of Property	21	3.73
False Pretenses/Swindle/Confidence Game	1	0.18
Forcible Fondling	1	0.18
Intimidation	3	0.53
Sexual Assault With An Object	1	0.18
Simple Assault	9	1.60

	<u>Index Offense Count</u>	<u>Crime Rate</u>	<u>Population</u>
Tucker Co SO	18	3.20	5,631

<b>Tucker</b>	<u>Index Offense</u>	<u>Crime Rate</u>	<u>Population</u>
	77	13.67	5,631

## Tyler

### Paden City PD

<u>Offense</u>	<u>Offense</u>	<u>Crime Rate (per 1,000 persons)</u>
Aggravated Assault	1	0.37
Drug/Narcotic Violations	1	0.37
Shoplifting	2	0.73
Simple Assault	6	2.19

	<u>Index Offense Count</u>	<u>Crime Rate</u>	<u>Population</u>
Paden City PD	3	1.10	2,738

### Tyler Co SO

<u>Offense</u>	<u>Offense</u>	<u>Crime Rate (per 1,000 persons)</u>
Simple Assault	1	0.14

	<u>Index Offense Count</u>	<u>Crime Rate</u>	<u>Population</u>
Tyler Co SO	0	0.00	6,964

<b>Tyler</b>	<u>Index Offense</u>	<u>Crime Rate</u>	<u>Population</u>
	3	0.31	9,702

## UPSHUR

### BCI - Buckhannon

<u>Offense</u>	<u>Offense</u>	<u>Crime Rate (per 1,000 persons)</u>
Drug Equipment Violations	1	N/A
Drug/Narcotic Violations	29	N/A
Stolen Property Offenses	1	N/A

	<u>Index Offense Count</u>	<u>Crime Rate</u>	<u>Population</u>
BCI - Buckhannon	0		

### Buckhannon PD

<u>Offense</u>	<u>Offense</u>	<u>Crime Rate (per 1,000 persons)</u>
----------------	----------------	---------------------------------------



Aggravated Assault	6	1.02
All Other Larceny	21	3.58
Burglary/Breaking & Entering	20	3.41
Counterfeiting/Forgery	7	1.19
Credit Card/Automatic Teller Fraud	1	0.17
Destruction/Damage/Vandalism of Property	23	3.92
Drug/Narcotic Violations	20	3.41
Embezzlement	1	0.17
False Pretenses/Swindle/Confidence Game	4	0.68
Intimidation	4	0.68
Kidnaping/Abduction	1	0.17
Motor Vehicle Theft	11	1.87
Pocket-picking	1	0.17
Shoplifting	3	0.51
Simple Assault	47	8.01
Theft From Building	24	4.09
Theft From Motor Vehicle	12	2.04
Weapon Law Violations	1	0.17

	<u>Index Offense Count</u>	<u>Crime Rate</u>	<u>Population</u>
Buckhannon PD	98	16.69	5,871

## Buckhannon SP

<u>Offense</u>	<u>Offense</u>	<u>Crime Rate (per 1,000 persons)</u>
Aggravated Assault	6	N/A
All Other Larceny	52	N/A
Arson	3	N/A
Burglary/Breaking & Entering	29	N/A
Counterfeiting/Forgery	9	N/A
Credit Card/Automatic Teller Fraud	2	N/A
Destruction/Damage/Vandalism of Property	62	N/A
Drug Equipment Violations	6	N/A
Drug/Narcotic Violations	24	N/A
Embezzlement	1	N/A
False Pretenses/Swindle/Confidence Game	7	N/A
Forcible Fondling	5	N/A
Forcible Rape	5	N/A
Forcible Sodomy	1	N/A
Impersonation	1	N/A
Intimidation	9	N/A
Motor Vehicle Theft	7	N/A
Murder and Nonnegligent Manslaughter	1	N/A
Shoplifting	4	N/A
Simple Assault	63	N/A
Theft From Building	4	N/A
Theft From Coin Operated Machine or Device	1	N/A
Theft From Motor Vehicle	9	N/A
Theft of Motor Vehicle Parts/Accessories	32	N/A

Weapon Law Violations 6 N/A

Buckhannon SP Index Offense Count 150 Crime Rate Population

## Upshur Co SO

<u>Offense</u>	<u>Offense</u>	<u>Crime Rate (per 1,000 persons)</u>
Aggravated Assault	15	0.83
All Other Larceny	36	1.98
Burglary/Breaking & Entering	20	1.10
Counterfeiting/Forgery	6	0.33
Destruction/Damage/Vandalism of Property	44	2.42
Drug Equipment Violations	7	0.39
Drug/Narcotic Violations	14	0.77
False Pretenses/Swindle/Confidence Game	19	1.05
Forcible Rape	1	0.06
Intimidation	1	0.06
Motor Vehicle Theft	10	0.55
Shoplifting	1	0.06
Simple Assault	64	3.53
Theft From Building	5	0.28
Theft From Coin Operated Machine or Device	2	0.11
Theft From Motor Vehicle	15	0.83
Weapon Law Violations	4	0.22
Wire Fraud	1	0.06

Upshur Co SO Index Offense Count 105 Crime Rate 5.79 Population 18,145

**Upshur** Index Offense 353 Crime Rate 14.70 Population 24,016

## Wayne

### Ceredo PD

<u>Offense</u>	<u>Offense</u>	<u>Crime Rate (per 1,000 persons)</u>
Aggravated Assault	5	3.04
All Other Larceny	7	4.25
Burglary/Breaking & Entering	8	4.86
Counterfeiting/Forgery	2	1.21
Destruction/Damage/Vandalism of Property	19	11.54
Drug/Narcotic Violations	7	4.25
Forcible Fondling	1	0.61
Motor Vehicle Theft	3	1.82
Simple Assault	11	6.68
Stolen Property Offenses	2	1.21
Theft From Building	5	3.04
Theft From Coin Operated Machine or Device	1	0.61
Theft From Motor Vehicle	23	13.96

Theft of Motor Vehicle Parts/Accessories 2 1.21

	<u>Index Offense Count</u>	<u>Crime Rate</u>	<u>Population</u>
Ceredo PD	54	32.79	1,647

## FIRE MARSHAL - Wayne

<u>Offense</u>	<u>Offense</u>	<u>Crime Rate (per 1,000 persons)</u>
Arson	4	N/A

	<u>Index Offense Count</u>	<u>Crime Rate</u>	<u>Population</u>
FIRE MARSHAL - Wayne	0		

## Fort Gay PD

<u>Offense</u>	<u>Offense</u>	<u>Crime Rate (per 1,000 persons)</u>
Aggravated Assault	1	1.21
All Other Larceny	12	14.53
Burglary/Breaking & Entering	2	2.42
Destruction/Damage/Vandalism of Property	3	3.63
Drug/Narcotic Violations	5	6.05
Simple Assault	21	25.42

	<u>Index Offense Count</u>	<u>Crime Rate</u>	<u>Population</u>
Fort Gay PD	15	18.16	826

## Kenova PD

<u>Offense</u>	<u>Offense</u>	<u>Crime Rate (per 1,000 persons)</u>
Aggravated Assault	11	3.21
All Other Larceny	91	26.56
Burglary/Breaking & Entering	17	4.96
Counterfeiting/Forgery	6	1.75
Credit Card/Automatic Teller Fraud	2	0.58
Destruction/Damage/Vandalism of Property	62	18.10
Drug/Narcotic Violations	9	2.63
False Pretenses/Swindle/Confidence Game	3	0.88
Forcible Fondling	2	0.58
Intimidation	20	5.84
Motor Vehicle Theft	16	4.67
Pocket-picking	3	0.88
Purse-snatching	2	0.58
Robbery	2	0.58
Shoplifting	9	2.63
Simple Assault	45	13.13
Stolen Property Offenses	4	1.17
Theft From Building	5	1.46
Theft From Motor Vehicle	35	10.22
Theft of Motor Vehicle Parts/Accessories	10	2.92
Weapon Law Violations	2	0.58

	<u>Index Offense Count</u>	<u>Crime Rate</u>	<u>Population</u>
Kenova PD	201	58.67	3,426

## Wayne Co SO

<u>Offense</u>	<u>Offense</u>	<u>Crime Rate (per 1,000 persons)</u>
Aggravated Assault	1	0.03
All Other Larceny	38	1.21
Burglary/Breaking & Entering	88	2.80
Destruction/Damage/Vandalism of Property	1	0.03
Drug/Narcotic Violations	5	0.16
Forcible Rape	1	0.03
Intimidation	45	1.43
Motor Vehicle Theft	21	0.67
Murder and Nonnegligent Manslaughter	1	0.03
Purse-snatching	1	0.03
Shoplifting	1	0.03
Simple Assault	164	5.21
Statutory Rape	1	0.03
Theft From Building	8	0.25
Theft From Motor Vehicle	26	0.83
Theft of Motor Vehicle Parts/Accessories	2	0.06
Weapon Law Violations	1	0.03

	<u>Index Offense Count</u>	<u>Crime Rate</u>	<u>Population</u>
Wayne Co SO	188	5.97	31,471

## Wayne SP

<u>Offense</u>	<u>Offense</u>	<u>Crime Rate (per 1,000 persons)</u>
Aggravated Assault	21	N/A
All Other Larceny	101	N/A
Arson	1	N/A
Burglary/Breaking & Entering	99	N/A
Counterfeiting/Forgery	5	N/A
Destruction/Damage/Vandalism of Property	92	N/A
Drug Equipment Violations	2	N/A
Drug/Narcotic Violations	45	N/A
Embezzlement	1	N/A
False Pretenses/Swindle/Confidence Game	5	N/A
Forcible Fondling	1	N/A
Impersonation	1	N/A
Intimidation	5	N/A
Kidnaping/Abduction	1	N/A
Motor Vehicle Theft	49	N/A
Murder and Nonnegligent Manslaughter	2	N/A
Pocket-picking	1	N/A
Robbery	2	N/A
Sexual Assault With An Object	1	N/A
Shoplifting	5	N/A
Simple Assault	115	N/A
Stolen Property Offenses	7	N/A

Theft From Building	22	N/A
Theft From Motor Vehicle	89	N/A
Theft of Motor Vehicle Parts/Accessories	11	N/A
Weapon Law Violations	2	N/A

Wayne SP	<u>Index Offense Count</u>	<u>Crime Rate</u>	<u>Population</u>
	402		

## Wayne

	<u>Index Offense</u>	<u>Crime Rate</u>	<u>Population</u>
	860	23.01	37,370

## Webster

### DNR - 3 - Webster

<u>Offense</u>	<u>Offense</u>	<u>Crime Rate (per 1,000 persons)</u>
Drug/Narcotic Violations	1	N/A

DNR - 3 - Webster	<u>Index Offense Count</u>	<u>Crime Rate</u>	<u>Population</u>
	0		

### Upperglade SP

<u>Offense</u>	<u>Offense</u>	<u>Crime Rate (per 1,000 persons)</u>
Aggravated Assault	11	N/A
All Other Larceny	19	N/A
Arson	1	N/A
Burglary/Breaking & Entering	31	N/A
Counterfeiting/Forgery	6	N/A
Destruction/Damage/Vandalism of Property	33	N/A
Drug Equipment Violations	2	N/A
Drug/Narcotic Violations	32	N/A
Extortion/Blackmail	1	N/A
False Pretenses/Swindle/Confidence Game	4	N/A
Impersonation	4	N/A
Intimidation	8	N/A
Motor Vehicle Theft	10	N/A
Sexual Assault With An Object	1	N/A
Simple Assault	40	N/A
Stolen Property Offenses	3	N/A
Theft From Building	5	N/A
Theft From Motor Vehicle	7	N/A
Theft of Motor Vehicle Parts/Accessories	13	N/A
Weapon Law Violations	1	N/A

Upperglade SP	<u>Index Offense Count</u>	<u>Crime Rate</u>	<u>Population</u>
	96		

## Webster

	<u>Index Offense</u>	<u>Crime Rate</u>	<u>Population</u>
	96		

## Wetzel

## Hundred SP

<u>Offense</u>	<u>Offense</u>	<u>Crime Rate (per 1,000 persons)</u>
Aggravated Assault	9	N/A
All Other Larceny	11	N/A
Arson	1	N/A
Burglary/Breaking & Entering	11	N/A
Counterfeiting/Forgery	3	N/A
Destruction/Damage/Vandalism of Property	22	N/A
Drug Equipment Violations	1	N/A
Drug/Narcotic Violations	9	N/A
False Pretenses/Swindle/Confidence Game	5	N/A
Forcible Rape	2	N/A
Intimidation	11	N/A
Motor Vehicle Theft	3	N/A
Pocket-picking	1	N/A
Simple Assault	16	N/A
Theft From Building	1	N/A
Theft From Coin Operated Machine or Device	2	N/A
Theft From Motor Vehicle	3	N/A
Theft of Motor Vehicle Parts/Accessories	3	N/A
Weapon Law Violations	2	N/A

	<u>Index Offense Count</u>	<u>Crime Rate</u>	<u>Population</u>
Hundred SP	46		

## New Martinsville PD

<u>Offense</u>	<u>Offense</u>	<u>Crime Rate (per 1,000 persons)</u>
Aggravated Assault	2	0.35
All Other Larceny	26	4.51
Arson	1	0.17
Burglary/Breaking & Entering	14	2.43
Counterfeiting/Forgery	3	0.52
Credit Card/Automatic Teller Fraud	2	0.35
Destruction/Damage/Vandalism of Property	27	4.68
Drug/Narcotic Violations	4	0.69
Embezzlement	1	0.17
False Pretenses/Swindle/Confidence Game	1	0.17
Forcible Fondling	1	0.17
Forcible Rape	1	0.17
Intimidation	1	0.17
Motor Vehicle Theft	5	0.87
Shoplifting	5	0.87
Simple Assault	26	4.51
Statutory Rape	1	0.17
Theft From Building	3	0.52
Theft From Motor Vehicle	14	2.43

New Martinsville PD	<u>Index Offense Count</u> 70	<u>Crime Rate</u> 12.14	<u>Population</u> 5,765
---------------------	----------------------------------	----------------------------	----------------------------

## Paden City SP

<u>Offense</u>	<u>Offense</u>	<u>Crime Rate (per 1,000 persons)</u>
Aggravated Assault	6	N/A
All Other Larceny	5	N/A
Arson	1	N/A
Burglary/Breaking & Entering	11	N/A
Counterfeiting/Forgery	6	N/A
Destruction/Damage/Vandalism of Property	25	N/A
Drug/Narcotic Violations	19	N/A
False Pretenses/Swindle/Confidence Game	5	N/A
Forcible Fondling	1	N/A
Impersonation	1	N/A
Intimidation	10	N/A
Motor Vehicle Theft	4	N/A
Murder and Nonnegligent Manslaughter	1	N/A
Pocket-picking	1	N/A
Simple Assault	30	N/A
Statutory Rape	1	N/A
Theft From Building	7	N/A
Theft From Coin Operated Machine or Device	1	N/A
Theft From Motor Vehicle	12	N/A
Theft of Motor Vehicle Parts/Accessories	1	N/A
Weapon Law Violations	9	N/A

Paden City SP	<u>Index Offense Count</u> 49	<u>Crime Rate</u>	<u>Population</u>
---------------	----------------------------------	-------------------	-------------------

## Wetzel

	<u>Index Offense</u> 165	<u>Crime Rate</u> 28.62	<u>Population</u> 5,765
--	-----------------------------	----------------------------	----------------------------

## Wirt

### Elizabeth SP

<u>Offense</u>	<u>Offense</u>	<u>Crime Rate (per 1,000 persons)</u>
Aggravated Assault	6	N/A
All Other Larceny	33	N/A
Arson	2	N/A
Burglary/Breaking & Entering	27	N/A
Counterfeiting/Forgery	2	N/A
Destruction/Damage/Vandalism of Property	36	N/A
Drug/Narcotic Violations	7	N/A
False Pretenses/Swindle/Confidence Game	3	N/A
Intimidation	5	N/A
Motor Vehicle Theft	7	N/A
Murder and Nonnegligent Manslaughter	1	N/A

Simple Assault	30	N/A
Theft From Motor Vehicle	1	N/A
Theft of Motor Vehicle Parts/Accessories	1	N/A
Weapon Law Violations	1	N/A

	<u>Index Offense Count</u>	<u>Crime Rate</u>	<u>Population</u>
Elizabeth SP	76		

## Wirt Co SO

<u>Offense</u>	<u>Offense</u>	<u>Crime Rate (per 1,000 persons)</u>
All Other Larceny	4	0.68
Burglary/Breaking & Entering	10	1.71
Counterfeiting/Forgery	5	0.86
Destruction/Damage/Vandalism of Property	7	1.20
False Pretenses/Swindle/Confidence Game	2	0.34
Intimidation	3	0.51
Motor Vehicle Theft	3	0.51
Robbery	1	0.17
Simple Assault	6	1.03
Statutory Rape	1	0.17
Theft From Building	1	0.17
Theft From Motor Vehicle	1	0.17
Weapon Law Violations	1	0.17

	<u>Index Offense Count</u>	<u>Crime Rate</u>	<u>Population</u>
Wirt Co SO	20	3.42	5,840

## Wirt

	<u>Index Offense</u>	<u>Crime Rate</u>	<u>Population</u>
	96	16.44	5,840

## Wood

### Parkersburg PD

<u>Offense</u>	<u>Offense</u>	<u>Crime Rate (per 1,000 persons)</u>
Aggravated Assault	79	2.45
All Other Larceny	157	4.88
Arson	25	0.78
Burglary/Breaking & Entering	350	10.87
Counterfeiting/Forgery	107	3.32
Credit Card/Automatic Teller Fraud	3	0.09
Destruction/Damage/Vandalism of Property	534	16.59
Drug/Narcotic Violations	211	6.56
Embezzlement	13	0.40
False Pretenses/Swindle/Confidence Game	123	3.82
Forcible Fondling	12	0.37
Forcible Rape	12	0.37
Forcible Sodomy	5	0.16
Impersonation	1	0.03
Incest	1	0.03



Intimidation	81	2.52
Kidnaping/Abduction	7	0.22
Motor Vehicle Theft	105	3.26
Murder and Nonnegligent Manslaughter	2	0.06
Pocket-picking	4	0.12
Pornography/Obscene Material	1	0.03
Prostitution	1	0.03
Purse-snatching	7	0.22
Robbery	30	0.93
Sexual Assault With An Object	2	0.06
Shoplifting	122	3.79
Simple Assault	710	22.06
Statutory Rape	22	0.68
Stolen Property Offenses	5	0.16
Theft From Building	439	13.64
Theft From Coin Operated Machine or Device	3	0.09
Theft From Motor Vehicle	462	14.35
Theft of Motor Vehicle Parts/Accessories	6	0.19
Weapon Law Violations	16	0.50

	<u>Index Offense Count</u>	<u>Crime Rate</u>	<u>Population</u>
Parkersburg PD	1,778	55.24	32,186

### Parkersburg SP

<u>Offense</u>	<u>Offense</u>	<u>Crime Rate (per 1,000 persons)</u>
Aggravated Assault	9	N/A
All Other Larceny	153	N/A
Arson	3	N/A
Burglary/Breaking & Entering	51	N/A
Counterfeiting/Forgery	7	N/A
Credit Card/Automatic Teller Fraud	2	N/A
Destruction/Damage/Vandalism of Property	77	N/A
Drug/Narcotic Violations	16	N/A
False Pretenses/Swindle/Confidence Game	26	N/A
Forcible Fondling	5	N/A
Forcible Rape	2	N/A
Forcible Sodomy	1	N/A
Impersonation	2	N/A
Intimidation	4	N/A
Kidnaping/Abduction	1	N/A
Motor Vehicle Theft	21	N/A
Shoplifting	1	N/A
Simple Assault	33	N/A
Stolen Property Offenses	1	N/A
Theft From Building	3	N/A
Theft From Motor Vehicle	26	N/A
Theft of Motor Vehicle Parts/Accessories	5	N/A

Parkersburg SP Index Offense Count Crime Rate Population  
271

### tf Parkersburg Vio Crime Narc

<u>Offense</u>	<u>Offense</u>	<u>Crime Rate (per 1,000 persons)</u>
Aggravated Assault	1	N/A
Drug/Narcotic Violations	23	N/A

tf Parkersburg Vio Crime Narc Index Offense Count Crime Rate Population  
1

### Vienna PD

<u>Offense</u>	<u>Offense</u>	<u>Crime Rate (per 1,000 persons)</u>
Aggravated Assault	12	1.11
All Other Larceny	99	9.19
Burglary/Breaking & Entering	21	1.95
Counterfeiting/Forgery	13	1.21
Credit Card/Automatic Teller Fraud	12	1.11
Destruction/Damage/Vandalism of Property	68	6.31
Drug/Narcotic Violations	49	4.55
Embezzlement	8	0.74
False Pretenses/Swindle/Confidence Game	8	0.74
Forcible Fondling	6	0.56
Impersonation	2	0.19
Incest	1	0.09
Intimidation	19	1.76
Motor Vehicle Theft	7	0.65
Robbery	3	0.28
Sexual Assault With An Object	1	0.09
Shoplifting	143	13.27
Simple Assault	55	5.10
Statutory Rape	1	0.09
Stolen Property Offenses	4	0.37
Theft From Building	1	0.09
Theft From Coin Operated Machine or Device	2	0.19
Theft From Motor Vehicle	63	5.85
Theft of Motor Vehicle Parts/Accessories	2	0.19
Weapon Law Violations	1	0.09

Vienna PD Index Offense Count Crime Rate Population  
353 32.76 10,776

### Williamstown PD

<u>Offense</u>	<u>Offense</u>	<u>Crime Rate (per 1,000 persons)</u>
Aggravated Assault	1	0.34
All Other Larceny	11	3.73
Burglary/Breaking & Entering	6	2.03
Destruction/Damage/Vandalism of Property	21	7.12
Drug/Narcotic Violations	3	1.02

Embezzlement	1	0.34
False Pretenses/Swindle/Confidence Game	5	1.70
Intimidation	3	1.02
Motor Vehicle Theft	1	0.34
Shoplifting	2	0.68
Simple Assault	22	7.46
Theft From Building	13	4.41
Theft From Motor Vehicle	22	7.46
Theft of Motor Vehicle Parts/Accessories	1	0.34

	<u>Index</u>	<u>Offense Count</u>	<u>Crime Rate</u>	<u>Population</u>
Williamstown PD	57		19.33	2,949

## Wood Co SO

<u>Offense</u>	<u>Offense</u>	<u>Crime Rate (per 1,000 persons)</u>
Aggravated Assault	163	3.95
All Other Larceny	175	4.24
Arson	11	0.27
Burglary/Breaking & Entering	105	2.54
Counterfeiting/Forgery	19	0.46
Credit Card/Automatic Teller Fraud	5	0.12
Destruction/Damage/Vandalism of Property	268	6.50
Drug/Narcotic Violations	81	1.96
Embezzlement	2	0.05
False Pretenses/Swindle/Confidence Game	11	0.27
Forcible Fondling	13	0.32
Forcible Rape	4	0.10
Forcible Sodomy	2	0.05
Intimidation	25	0.61
Kidnaping/Abduction	2	0.05
Motor Vehicle Theft	31	0.75
Murder and Nonnegligent Manslaughter	1	0.02
Robbery	10	0.24
Sexual Assault With An Object	5	0.12
Simple Assault	228	5.53
Statutory Rape	2	0.05
Stolen Property Offenses	3	0.07
Theft From Motor Vehicle	97	2.35
Theft of Motor Vehicle Parts/Accessories	33	0.80
Weapon Law Violations	11	0.27

	<u>Index</u>	<u>Offense Count</u>	<u>Crime Rate</u>	<u>Population</u>
Wood Co SO	619		15.00	41,261

	<u>Index</u>	<u>Offense</u>	<u>Crime Rate</u>	<u>Population</u>
Wood	3,079		35.32	87,172

## Wyoming

## DNR - 4 - Wyoming

<u>Offense</u>	<u>Offense</u>	<u>Crime Rate (per 1,000 persons)</u>
Drug/Narcotic Violations	5	N/A

<u>Index Offense Count</u>	<u>Crime Rate</u>	<u>Population</u>
DNR - 4 - Wyoming	0	

## Jesse SP

<u>Offense</u>	<u>Offense</u>	<u>Crime Rate (per 1,000 persons)</u>
Aggravated Assault	2	N/A
All Other Larceny	11	N/A
Burglary/Breaking & Entering	21	N/A
Counterfeiting/Forgery	15	N/A
Destruction/Damage/Vandalism of Property	14	N/A
Drug/Narcotic Violations	11	N/A
Embezzlement	1	N/A
False Pretenses/Swindle/Confidence Game	7	N/A
Forcible Fondling	2	N/A
Intimidation	1	N/A
Motor Vehicle Theft	6	N/A
Simple Assault	1	N/A
Stolen Property Offenses	3	N/A
Theft From Building	3	N/A
Theft From Coin Operated Machine or Device	1	N/A
Theft From Motor Vehicle	6	N/A
Theft of Motor Vehicle Parts/Accessories	22	N/A
Weapon Law Violations	1	N/A

<u>Index Offense Count</u>	<u>Crime Rate</u>	<u>Population</u>
Jesse SP	72	

## Mullens PD

<u>Offense</u>	<u>Offense</u>	<u>Crime Rate (per 1,000 persons)</u>
Aggravated Assault	1	0.60
All Other Larceny	2	1.19
Burglary/Breaking & Entering	1	0.60
Destruction/Damage/Vandalism of Property	5	2.98
Motor Vehicle Theft	1	0.60
Simple Assault	3	1.79
Theft From Building	1	0.60
Theft From Motor Vehicle	4	2.38

<u>Index Offense Count</u>	<u>Crime Rate</u>	<u>Population</u>
Mullens PD	10	5.96 1,679

## Oceana PD

<u>Offense</u>	<u>Offense</u>	<u>Crime Rate (per 1,000 persons)</u>
Aggravated Assault	5	3.35
All Other Larceny	2	1.34
Arson	1	0.67

Burglary/Breaking & Entering	12	8.04
Counterfeiting/Forgery	9	6.03
Destruction/Damage/Vandalism of Property	2	1.34
Drug/Narcotic Violations	22	14.74
Embezzlement	1	0.67
False Pretenses/Swindle/Confidence Game	2	1.34
Impersonation	1	0.67
Motor Vehicle Theft	3	2.01
Pocket-picking	1	0.67
Purse-snatching	2	1.34
Shoplifting	51	34.16
Simple Assault	39	26.12
Stolen Property Offenses	4	2.68
Theft From Building	1	0.67
Theft From Motor Vehicle	9	6.03
Theft of Motor Vehicle Parts/Accessories	1	0.67
Weapon Law Violations	1	0.67

	<u>Index Offense Count</u>	<u>Crime Rate</u>	<u>Population</u>
Oceana PD	87	58.27	1,493

## Wyoming Co SO

<u>Offense</u>	<u>Offense</u>	<u>Crime Rate (per 1,000 persons)</u>
Aggravated Assault	4	0.19
All Other Larceny	11	0.53
Burglary/Breaking & Entering	111	5.32
Destruction/Damage/Vandalism of Property	9	0.43
Intimidation	1	0.05
Motor Vehicle Theft	3	0.14
Purse-snatching	1	0.05
Simple Assault	28	1.34
Statutory Rape	1	0.05
Theft From Building	4	0.19
Theft From Motor Vehicle	10	0.48
Theft of Motor Vehicle Parts/Accessories	3	0.14

	<u>Index Offense Count</u>	<u>Crime Rate</u>	<u>Population</u>
Wyoming Co SO	147	7.05	20,863

## Wyoming

	<u>Index Offense</u>	<u>Crime Rate</u>	<u>Population</u>
	316	13.15	24,035

# SECTION I

# Number of Criminal Incidents, Offenses, Persons Victimized and Offenders Known to Law Enforcement

2005

COUNTY	AGENCY	Population	Incidents	Offenses	Victims	Offenders
<b><u>Barbour</u></b>						
	Barbour Co SO	10,914	101	107	86	35
	Belington PD	1,792	14	14	12	9
	Philippi PD	2,783	236	263	220	177
	Philippi SP	0	187	244	203	160
		<b>15,489</b>	<b>538</b>	<b>628</b>	<b>521</b>	<b>381</b>

## **Berkeley**

	Berkeley Co SO	73,788	334	354	282	206
	Martinsburg PD	15,648	1,637	2,230	1,181	1,521
	DNR - 2 - Berkeley	0	5	5	0	5
	Martinsburg SP	0	1,775	2,217	1,588	1,357
		<b>89,436</b>	<b>3,751</b>	<b>4,806</b>	<b>3,051</b>	<b>3,089</b>

## **Boone**

	Boone Co SO	21,803	594	635	534	423
	Madison PD	2,673	14	14	12	13
	Sylvester PD	193	1	1	1	1
	DANVILLE SP	0	588	697	511	420
	Whitesville SP	0	249	351	250	242
		<b>24,669</b>	<b>1,446</b>	<b>1,698</b>	<b>1,308</b>	<b>1,099</b>

## **Braxton**

	Braxton Co SO	12,590	160	209	156	209
	DNR - 3 - Braxton	0	2	2	0	2
	Sutton SP	0	351	447	286	297
		<b>12,590</b>	<b>513</b>	<b>658</b>	<b>442</b>	<b>508</b>

# Number of Criminal Incidents, Offenses, Persons Victimized and Offenders Known to Law Enforcement

2005

COUNTY	AGENCY	Population	Incidents	Offenses	Victims	Offenders
<b><u>Brooke</u></b>						
	Brooke Co SO	14,223	418	532	410	532
	Follansbee PD	3,014	53	59	45	58
	DNR - 1 - Brooke	0	1	1	0	1
	FIRE MARSHAL - Brooke	0	1	1	1	1
	Wellsburg SP	0	63	68	55	64
		<b>17,237</b>	<b>536</b>	<b>661</b>	<b>511</b>	<b>656</b>
<b><u>CABELL</u></b>						
	Cabell CO SO	43,481	777	1,133	811	674
	Barboursville PD	3,201	551	693	238	513
	Huntington PD	49,932	6,929	7,423	5,550	3,201
	Milton PD	2,279	61	61	44	27
	Marshall Univ Police	0	279	872	408	805
	FIRE MARSHAL - Cabell	0	6	12	1	12
	tf Huntington Drug & Vio Crime	0	31	37	0	37
	Huntington SP	0	1,427	1,653	1,021	966
		<b>98,893</b>	<b>9,907</b>	<b>11,884</b>	<b>8,073</b>	<b>6,235</b>
<b><u>Calhoun</u></b>						
	Grantsville SP	0	119	143	120	91
			<b>119</b>	<b>143</b>	<b>120</b>	<b>91</b>
<b><u>Clay</u></b>						
	DNR - 3 - Clay	0	1	1	0	1
	Clay SP	0	216	278	190	211
			<b>217</b>	<b>279</b>	<b>190</b>	<b>212</b>



# Number of Criminal Incidents, Offenses, Persons Victimized and Offenders Known to Law Enforcement

2005

COUNTY	AGENCY	Population	Incidents	Offenses	Victims	Offenders
<b><u>Doddridge</u></b>						
	West Union PD	804	18	26	16	19
	West Union SP	0	80	85	66	58
		<b>804</b>	<b>98</b>	<b>111</b>	<b>82</b>	<b>77</b>

**Fayette**

	Fayette Co SO	31,066	562	748	625	477
	Ansted PD	1,618	20	26	21	15
	Fayetteville PD	2,672	56	61	38	61
	Montgomery PD	2,025	81	82	56	26
	Smithers PD	864	83	87	56	87
	WVU Tech-Security	0	54	102	71	72
	DNR - 4 - Fayette	0	2	2	0	2
	FIRE MARSHAL - Fayette	0	1	1	1	1
	Gauley Bridge SP	0	123	148	110	82
	Oak Hill SP	0	282	322	235	154
	Turnpike - Fayette	0	8	19	8	18
		<b>38,245</b>	<b>1,242</b>	<b>1,598</b>	<b>1,221</b>	<b>995</b>

**Gilmer**

	Gilmer Co SO	5,512	70	75	61	34
	Glenville PD	1,476	31	37	24	37
	Glenville State College	0	30	30	22	10
	Glenville SP	0	86	118	86	89
		<b>6,988</b>	<b>217</b>	<b>260</b>	<b>193</b>	<b>170</b>

# Number of Criminal Incidents, Offenses, Persons Victimized and Offenders Known to Law Enforcement

2005

COUNTY	AGENCY	Population	Incidents	Offenses	Victims	Offenders
<b>Grant</b>						
	Grant Co SO	8,675	137	144	109	77
	DNR - 2 - Grant	0	3	3	0	3
	Petersburg SP	0	78	107	83	107
		<b>8,675</b>	<b>218</b>	<b>254</b>	<b>192</b>	<b>187</b>

## Greenbrier

	Greenbrier Co SO	24,956	173	215	173	215
	Lewisburg PD	3,592	121	126	69	126
	Rainelle PD	1,511	1	1	0	1
	Ronceverte PD	1,547	53	71	45	71
	White Sulphur Springs PD	2,378	21	43	31	43
	DNR - 4 - Greenbrier	0	12	12	2	12
	tf Greenbrier Co Drug	0	34	45	0	45
	Lewisburg SP	0	233	240	169	146
	Rainelle SP	0	108	125	101	63
		<b>33,984</b>	<b>756</b>	<b>878</b>	<b>590</b>	<b>722</b>

## Hampshire

	Hampshire Co SO	19,391	249	434	308	350
	Romney PD	1,962	34	51	36	41
	DNR - 2 - Hampshire	0	3	3	0	3
	Capon Bridge PD	207	20	21	6	11
	FIRE MARSHAL - Hampshire	0	3	3	3	3
	Romney SP	0	511	822	587	819
		<b>21,560</b>	<b>805</b>	<b>1,334</b>	<b>940</b>	<b>1,227</b>

# Number of Criminal Incidents, Offenses, Persons Victimized and Offenders Known to Law Enforcement

2005

COUNTY	AGENCY	Population	Incidents	Offenses	Victims	Offenders
<b>Hancock</b>						
	Hancock Co SO	12,126	126	140	128	135
	Chester PD	2,458	73	81	67	49
	Weirton PD	19,707	606	617	484	577
	New Cumberland PD	1,051	11	11	9	6
	FIRE MARSHAL - Hancock	0	4	4	4	4
	tf Hancock-Brooke Drug	0	13	33	0	33
	New Cumberland SP	0	49	53	50	51
		<b>35,342</b>	<b>879</b>	<b>939</b>	<b>742</b>	<b>855</b>

<b>Hardy</b>						
	Hardy Co SO	10,560	47	68	57	54
	Moorefield PD	2,413	99	160	106	136
	DNR - 2 - Hardy	0	6	6	0	6
	Moorefield SP	0	198	296	230	296
		<b>12,973</b>	<b>334</b>	<b>530</b>	<b>393</b>	<b>492</b>

# Number of Criminal Incidents, Offenses, Persons Victimized and Offenders Known to Law Enforcement

2005

COUNTY	AGENCY	Population	Incidents	Offenses	Victims	Offenders
<b><u>Harrison</u></b>						
	Harrison Co SO	34,430	888	1,249	909	882
	Bridgeport PD	7,468	482	661	275	483
	Clarksburg PD	16,536	1,879	2,638	1,990	1,774
	Shinnston PD	2,251	110	123	61	123
	Stonewood PD	1,844	17	18	18	11
	Nutter Fort PD	1,653	48	65	42	51
	FIRE MARSHAL - Harrison	0	2	2	2	2
	tf Harrison Co Drug & Vio Crime	0	161	168	0	168
	Bridgeport SP	0	427	496	407	496
		64,182	4,011	5,420	3,704	3,990
<b><u>Jackson</u></b>						
	Jackson Co SO	21,203	202	205	198	141
	Ravenswood PD	4,016	68	70	62	50
	Ripley PD	3,282	212	233	158	123
	FIRE MARSHAL - Jackson	0	3	3	3	3
	Ripley SP	0	191	225	170	225
		28,501	676	736	591	542

# Number of Criminal Incidents, Offenses, Persons Victimized and Offenders Known to Law Enforcement

2005

COUNTY	AGENCY	Population	Incidents	Offenses	Victims	Offenders
<b>Jefferson</b>						
	Jefferson Co SO	38,328	539	677	510	594
	Charles Town PD	3,411	224	294	160	224
	Ranson PD	3,435	86	92	65	87
	Harpers Ferry PD	1,379	43	60	23	59
	DNR - 2 - Jefferson	0	3	3	0	3
	Shepherd College	0	45	50	39	48
	FIRE MARSHAL - Jefferson	0	1	2	0	2
	Kearneysville SP	0	720	806	617	477
		46,553	1,661	1,984	1,414	1,494

# Number of Criminal Incidents, Offenses, Persons Victimized and Offenders Known to Law Enforcement

2005

COUNTY	AGENCY	Population	Incidents	Offenses	Victims	Offenders
<b><u>Kanawha</u></b>						
	Kanawha Co SO	96,666	4,696	7,228	5,563	5,093
	Charleston PD	51,728	7,294	11,679	8,292	8,170
	Dunbar PD	7,843	800	999	765	579
	Nitro PD	6,788	753	895	605	552
	St Albans PD	11,182	619	668	524	668
	South Charleston PD	12,880	1,307	2,043	1,245	1,323
	Chesapeake PD	1,582	15	15	15	9
	Marmet PD	1,640	5	5	5	0
	East Bank PD	905	5	5	5	0
	Glasgow PD	754	8	8	6	4
	WVSC Security	0	180	205	117	96
	DNR - 5 - Kanawha	0	1	1	0	1
	FIRE MARSHAL - Kanawha	0	11	15	10	15
	Kanawha Co Parks	0	6	6	3	3
	Protective Services-Capitol	0	30	30	16	15
	tf Metro Drug Enforcement	0	199	281	0	281
	Quincy SP	0	645	771	566	353
	So Charleston SP	0	1,693	1,897	1,483	781
	Turnpike - Kanawha	0	34	38	9	23
	BCI - SO Charleston	0	46	227	66	130
		191,968	18,344	27,016	19,295	18,096

# Number of Criminal Incidents, Offenses, Persons Victimized and Offenders Known to Law Enforcement

2005

COUNTY	AGENCY	Population	Incidents	Offenses	Victims	Offenders
<b><u>Lewis</u></b>						
	Lewis Co SO	12,916	94	140	111	120
	Weston PD	4,230	39	40	28	40
	FIRE MARSHAL - Lewis	0	1	1	0	1
	Weston SP	0	304	410	248	283
		<b>17,146</b>	<b>438</b>	<b>591</b>	<b>387</b>	<b>444</b>
<b><u>LINCOLN</u></b>						
	FIRE MARSHAL - LINCOLN	0	3	3	3	3
	Hamlin SP	0	1,057	1,251	964	809
			<b>1,060</b>	<b>1,254</b>	<b>967</b>	<b>812</b>
<b><u>Logan</u></b>						
	Logan Co SO	32,408	212	258	201	258
	Logan PD	1,560	450	559	219	555
	Man PD	726	14	14	1	14
	Chapmanville PD	1,154	177	226	134	224
	DNR - 5 - Logan	0	3	4	0	4
	West Logan PD	400	10	11	9	3
	FIRE MARSHAL - Logan	0	3	3	3	3
	tf U S 119 Task Force	0	88	108	0	108
	Logan SP	0	2,042	2,498	1,894	2,498
		<b>36,248</b>	<b>2,999</b>	<b>3,681</b>	<b>2,461</b>	<b>3,667</b>

# Number of Criminal Incidents, Offenses, Persons Victimized and Offenders Known to Law Enforcement

2005

COUNTY	AGENCY	Population	Incidents	Offenses	Victims	Offenders
<b><u>McDowell</u></b>						
	Mc Dowell Co SO	18,391	366	483	388	483
	Welch PD	2,417	368	389	259	207
	North Fork PD	463	1	1	1	1
	DNR - 4 - McDowell	0	3	3	0	3
	FIRE MARSHAL - McDOWELL	0	10	11	11	11
	Bradshaw PD	267	1	1	0	0
	Welch SP	0	112	134	101	84
		<b>21,538</b>	<b>861</b>	<b>1,022</b>	<b>760</b>	<b>789</b>

<b><u>Marion</u></b>						
	Marion Co SO	30,816	609	713	576	713
	Fairmont PD	19,008	1,064	1,436	1,152	1,436
	Mannington PD	2,090	21	23	16	20
	Rivesville PD	914	2	2	2	2
	Monongah PD	916	27	31	21	31
	Fairview PD	436	1	1	1	1
	Fairmont Campus Police	0	111	145	114	139
	Fairmont SP	0	325	366	288	366
	BCI - Fairmont	0	26	160	0	125
		<b>54,180</b>	<b>2,184</b>	<b>2,877</b>	<b>2,170</b>	<b>2,833</b>



# Number of Criminal Incidents, Offenses, Persons Victimized and Offenders Known to Law Enforcement

2005

COUNTY	AGENCY	Population	Incidents	Offenses	Victims	Offenders
<b><u>Marshall</u></b>						
	Marshall Co SO	18,678	484	610	530	381
	Benwood PD	1,513	13	22	18	21
	Cameron PD	1,161	32	33	26	33
	Glen Dale PD	1,491	87	108	59	53
	Mc Mechen PD	1,858	15	18	18	5
	Moundsville PD	9,703	500	653	487	653
	Moundsville SP	0	124	139	88	139
		34,404	1,255	1,583	1,226	1,285

<b><u>Mason</u></b>						
	Mason Co SO	17,991	296	299	242	178
	Point Pleasant PD	4,539	502	655	448	646
	New Haven PD	1,538	17	17	13	8
	DNR - 5 - Mason	0	1	1	0	1
	FIRE MARSHAL - Mason	0	3	3	2	3
	Point Pleasant SP	0	227	262	169	262
		24,068	1,046	1,237	874	1,098

# Number of Criminal Incidents, Offenses, Persons Victimized and Offenders Known to Law Enforcement

2005

COUNTY	AGENCY	Population	Incidents	Offenses	Victims	Offenders
<b><u>Mercer</u></b>						
	Mercer Co SO	42,825	1,663	2,472	1,862	2,470
	Bluefield PD	11,231	650	1,007	743	981
	Princeton PD	6,248	995	1,500	1,026	1,137
	Matoaka PD	309	9	9	5	9
	Bramwell PD	416	1	1	1	0
	Concord College Security	0	46	61	53	61
	DNR - 4 - Mercer	0	4	4	0	4
	FIRE MARSHAL - MERCER	0	5	5	5	5
	tf So Regional Drug & Vio Crime	0	372	426	3	426
	Princeton SP	0	875	1,099	859	741
	Turnpike - Mercer	0	20	20	3	17
		<b>61,029</b>	<b>4,639</b>	<b>6,604</b>	<b>4,560</b>	<b>5,851</b>

**Mineral**

	Mineral Co SO	19,984	87	105	76	104
	Keyser PD	5,507	420	583	379	568
	Potomac State College Police	0	27	42	18	27
	FIRE MARSHAL - MINERAL	0	8	10	4	10
	Keyser SP	0	461	674	470	674
		<b>25,491</b>	<b>1,003</b>	<b>1,414</b>	<b>947</b>	<b>1,383</b>

# Number of Criminal Incidents, Offenses, Persons Victimized and Offenders Known to Law Enforcement

2005

COUNTY	AGENCY	Population	Incidents	Offenses	Victims	Offenders
<b><u>Mingo</u></b>						
	Mingo Co SO	22,610	64	78	69	78
	Williamson PD	3,218	161	228	162	157
	FIRE MARSHAL - MINGO	0	3	3	1	3
	Williamson SP	0	374	454	391	454
	Gilbert SP	0	157	181	158	173
		<b>25,828</b>	<b>759</b>	<b>944</b>	<b>781</b>	<b>865</b>
<b><u>Monongalia</u></b>						
	Monongalia Co SO	49,735	948	1,610	1,192	1,353
	Morgantown PD	28,183	2,231	3,364	2,528	1,680
	Westover PD	3,925	189	305	236	286
	West Virginia University -Police	0	575	726	410	311
	DNR - 1 - Monongalia	0	2	2	0	2
	Granville PD	779	2	2	1	1
	FIRE MARSHAL - Monongalia	0	2	2	2	2
	tf Monongalia Valley Drug	0	27	29	0	29
	Morgantown SP	0	1,107	1,370	1,006	819
		<b>82,622</b>	<b>5,044</b>	<b>7,410</b>	<b>5,375</b>	<b>4,483</b>
<b><u>Monroe</u></b>						
	Monroe Co SO	12,914	91	111	105	111
	Alderson PD	1,097	13	13	10	8
	Peterstown PD	499	1	1	0	1
	Union SP	0	141	174	129	125
		<b>14,510</b>	<b>246</b>	<b>299</b>	<b>244</b>	<b>245</b>

# Number of Criminal Incidents, Offenses, Persons Victimized and Offenders Known to Law Enforcement

2005

COUNTY	AGENCY	Population	Incidents	Offenses	Victims	Offenders
<b><u>Morgan</u></b>						
	Morgan Co SO	14,596	143	169	137	169
	DNR - 2 - Morgan	0	1	1	0	1
	Berkeley Springs SP	0	232	282	215	282
		<b>14,596</b>	<b>376</b>	<b>452</b>	<b>352</b>	<b>452</b>

**Nicholas**

	Nicholas Co SO	20,576	1,022	1,444	1,110	1,095
	Summersville PD	3,355	258	354	177	333
	DNR - 3 - Nicholas	0	3	3	0	3
	FIRE MARSHAL - NICHOLAS	0	1	1	1	1
	Central WV Drug	0	25	27	2	27
	Richwood SP	0	81	88	65	88
	Summersville SP	0	210	263	210	261
		<b>23,931</b>	<b>1,599</b>	<b>2,180</b>	<b>1,565</b>	<b>1,808</b>

**Ohio**

	Ohio Co SO	10,761	249	495	359	455
	Wheeling PD	29,916	2,350	3,741	2,953	2,528
	Bethlehem PD	2,558	15	17	14	10
	West Liberty College	0	18	20	15	3
	tf Ohio Valley Drug & Vio Crime	0	40	43	0	43
	Wheeling SP	0	177	206	120	161
		<b>43,235</b>	<b>2,849</b>	<b>4,522</b>	<b>3,461</b>	<b>3,200</b>

# Number of Criminal Incidents, Offenses, Persons Victimized and Offenders Known to Law Enforcement

2005

COUNTY	AGENCY	Population	Incidents	Offenses	Victims	Offenders
<b><u>Pendleton</u></b>						
	Pendleton Co SO	7,904	3	3	2	3
	DNR - 2 - Pendleton	0	2	2	0	2
	Franklin SP	0	134	236	151	166
		<u>7,904</u>	<u>139</u>	<u>241</u>	<u>153</u>	<u>171</u>
<b><u>Pleasants</u></b>						
	Pleasants Co SO	5,470	13	19	16	17
	St Marys PD	1,977	23	24	16	20
	St Marys SP	0	38	38	28	32
		<u>7,447</u>	<u>74</u>	<u>81</u>	<u>60</u>	<u>69</u>
<b><u>Pocahontas</u></b>						
	Pocahontas Co SO	7,730	120	180	119	131
	Marlinton PD	1,272	34	44	32	34
	DNR - 3 - Pocahontas	0	1	1	0	1
	Marlinton SP	0	265	347	217	347
		<u>9,002</u>	<u>420</u>	<u>572</u>	<u>368</u>	<u>513</u>
<b><u>Preston</u></b>						
	Preston Co SO	23,449	185	337	254	273
	Terra Alta PD	1,484	46	90	38	78
	Rowlesburg PD	616	9	11	7	11
	Masontown PD	645	5	5	4	5
	Kingwood SP	0	320	496	340	496
		<u>26,194</u>	<u>565</u>	<u>939</u>	<u>643</u>	<u>863</u>

# Number of Criminal Incidents, Offenses, Persons Victimized and Offenders Known to Law Enforcement

2005

COUNTY	AGENCY	Population	Incidents	Offenses	Victims	Offenders
<b>Putnam</b>						
	Putnam Co SO	42,366	2,093	2,587	1,946	2,586
	Hurricane PD	5,793	348	396	311	250
	Winfield PD	1,979	63	65	57	35
	Poca PD	1,025	9	10	5	10
	FIRE MARSHAL - PUTNAM	0	1	1	1	1
	Winfield SP	0	456	582	406	408
		<b>51,163</b>	<b>2,970</b>	<b>3,641</b>	<b>2,726</b>	<b>3,290</b>

## Raleigh

	Raleigh Co SO	59,359	2,701	3,611	2,687	3,611
	Beckley PD	17,008	2,933	4,357	2,830	4,357
	Mabscott PD	1,370	61	93	65	93
	Sophia PD	1,272	70	72	45	36
	DNR - 4 - Raleigh	0	4	4	0	4
	FIRE MARSHAL - Raleigh	0	2	2	2	2
	tf Tri-Lateral Drug Network Team	0	58	73	0	73
	Beckley SP	0	835	1,145	847	714
	Turnpike - Raleigh	0	43	48	7	41
	BCI - Beckley	0	111	137	0	137
		<b>79,009</b>	<b>6,818</b>	<b>9,542</b>	<b>6,483</b>	<b>9,068</b>

## Randolph

	Randolph Co SO	21,493	77	91	65	61
	Elkins PD	7,026	563	698	478	414
	Elkins SP	0	647	776	512	563
		<b>28,519</b>	<b>1,287</b>	<b>1,565</b>	<b>1,055</b>	<b>1,038</b>

# Number of Criminal Incidents, Offenses, Persons Victimized and Offenders Known to Law Enforcement

2005

COUNTY	AGENCY	Population	Incidents	Offenses	Victims	Offenders
<b><u>Ritchie</u></b>						
	Ritchie Co SO	7,455	88	106	85	53
	Harrisville PD	1,845	15	16	8	7
	Pennsboro PD	1,195	15	19	13	16
	Harrisville SP	0	275	299	200	299
		<b>10,495</b>	<b>393</b>	<b>440</b>	<b>306</b>	<b>375</b>
<b><u>Roane</u></b>						
	Roane Co SO	13,093	199	227	175	127
	Spencer PD	2,279	178	214	154	153
	Spencer SP	0	146	179	128	124
		<b>15,372</b>	<b>523</b>	<b>620</b>	<b>457</b>	<b>404</b>
<b><u>Summers</u></b>						
	Summers Co SO	11,096	135	195	151	152
	Hinton PD	2,724	90	103	66	92
	DNR - 4 - Summers	0	6	6	0	6
	Hinton SP	0	108	147	93	129
		<b>13,820</b>	<b>339</b>	<b>451</b>	<b>310</b>	<b>379</b>
<b><u>Taylor</u></b>						
	Taylor Co SO	10,822	9	9	8	2
	Grafton PD	5,393	70	80	54	48
	DNR - 1 - Taylor	0	1	1	0	1
	Grafton SP	0	60	63	58	33
		<b>16,215</b>	<b>140</b>	<b>153</b>	<b>120</b>	<b>84</b>

# Number of Criminal Incidents, Offenses, Persons Victimized and Offenders Known to Law Enforcement

2005

COUNTY	AGENCY	Population	Incidents	Offenses	Victims	Offenders
<b><u>Tucker</u></b>						
	Tucker Co SO	5,631	58	58	51	27
	Parsons SP	0	196	242	132	162
		<u>5,631</u>	<u>254</u>	<u>300</u>	<u>183</u>	<u>189</u>
<b><u>Tyler</u></b>						
	Tyler Co SO	6,964	1	2	2	2
	Paden City PD	2,738	10	10	7	10
		<u>9,702</u>	<u>11</u>	<u>12</u>	<u>9</u>	<u>12</u>
<b><u>Upshur</u></b>						
	Upshur Co SO	18,145	243	307	199	198
	Buckhannon PD	5,871	197	264	160	264
	Buckhannon SP	0	322	441	329	298
	BCI - Buckhannon	0	30	37	2	37
		<u>24,016</u>	<u>791</u>	<u>1,049</u>	<u>690</u>	<u>797</u>
<b><u>Wayne</u></b>						
	Wayne Co SO	31,471	401	433	408	316
	Ceredo PD	1,647	91	125	105	121
	Kenova PD	3,426	356	361	281	182
	Fort Gay PD	826	43	46	41	35
	FIRE MARSHAL - Wayne	0	4	4	3	4
	Wayne SP	0	671	736	580	382
		<u>37,370</u>	<u>1,513</u>	<u>1,705</u>	<u>1,418</u>	<u>1,040</u>



# Number of Criminal Incidents, Offenses, Persons Victimized and Offenders Known to Law Enforcement

2005

COUNTY	AGENCY	Population	Incidents	Offenses	Victims	Offenders
<b><u>Webster</u></b>						
	DNR - 3 - Webster	0	1	1	0	1
	Upperglade SP	0	214	274	207	218
			<b>215</b>	<b>275</b>	<b>207</b>	<b>219</b>
<b><u>Wetzel</u></b>						
	New Martinsville PD	5,765	135	145	109	76
	Paden City SP	0	155	173	124	128
	Hundred SP	0	114	117	92	79
		<b>5,765</b>	<b>404</b>	<b>435</b>	<b>325</b>	<b>283</b>
<b><u>Wirt</u></b>						
	Wirt Co SO	5,840	43	60	34	42
	Elizabeth SP	0	156	168	141	168
		<b>5,840</b>	<b>199</b>	<b>228</b>	<b>175</b>	<b>210</b>
<b><u>Wood</u></b>						
	Wood Co SO	41,261	1,162	1,679	1,338	1,139
	Parkersburg PD	32,186	3,470	4,548	3,417	2,848
	Vienna PD	10,776	570	805	410	793
	Williamstown PD	2,949	110	115	91	86
	tf Parkersburg Vio Crime Narc	0	23	35	2	35
	Parkersburg SP	0	446	473	381	473
		<b>87,172</b>	<b>5,781</b>	<b>7,655</b>	<b>5,639</b>	<b>5,374</b>

# Number of Criminal Incidents, Offenses, Persons Victimized and Offenders Known to Law Enforcement

2005

COUNTY	AGENCY	Population	Incidents	Offenses	Victims	Offenders
<b>Wyoming</b>						
	Wyoming Co SO	20,863	185	185	177	38
	Mullens PD	1,679	18	18	17	5
	Oceana PD	1,493	169	177	79	156
	DNR - 4 - Wyoming	0	5	5	0	5
	Jesse SP	0	124	157	108	89
		<b>24,035</b>	<b>501</b>	<b>542</b>	<b>381</b>	<b>293</b>
<b>MARION</b>						
	TF--3 RIVERS	0	29	41	0	41
			<b>29</b>	<b>41</b>	<b>0</b>	<b>41</b>
<b>Grand Total:</b>			<b>91,065</b>	<b>128,374</b>	<b>91,411</b>	<b>95,045</b>

# Number of Incidents, Offenses, Persons Victimized and Known Offenders (*Crimes Against Persons*)

**2005**

<u>Offense Type</u>	Number of Incidents	Number of Offenses	Number of Persons Victimized	Number of Known Offenders
<b>CRIMES AGAINST PERSONS</b>				
Murder and Nonnegligent Manslaughter	73	114	114	108
Aggravated Assault	3,074	4,522	4,522	4,636
Simple Assault	15,986	21,244	21,244	21,433
Intimidation	3,369	4,102	4,102	4,119
Kidnaping/Abduction	157	222	222	212
Forcible Rape	317	364	364	355
Forcible Sodomy	87	106	106	105
Sexual Assault With An Object	177	215	215	214
Forcible Fondling	447	507	507	502
Incest	14	19	19	18
Statutory Rape	108	120	120	119
Others	1	1	1	1

**NOTES**

**Number of Incidents**-Incidents involving more than one offense type are included in each appropriate category.

**Number of Offenses**-Includes attempts. One offense is counted for each victim of crimes against persons and each incident of crime against society. For crimes against property, one offense is counted for each distinct operation.

**Number of Persons Victimized**-Victims of more than one offense within an incident are counted in each appropriate category. Society is always the victim in crimes against society.

**Number of Known Offenders**-Known means at least one characteristic (age, sex or race) was reported. Offenders of more than offense type are included in each appropriate category.

# Number of Incidents, Offenses, Persons Victimized and Known Offenders (Crimes Against Property)

## 2005

Offense Type	Number of Incidents	Number of Offenses	Number of Persons Victimized	Number of Known Offenders
<b><u>CRIMES AGAINST PROPERTY</u></b>				
Arson	455	455	425	383
Bribery	4	4	1	5
Burglary/Breaking & Entering	10,314	10,314	9,812	6,839
Counterfeiting/Forgery	2,736	2,736	2,061	3,161
Destruction/Damage/Vandalism of Property	16,733	16,733	16,066	12,027
Embezzlement	366	366	24	435
Extortion/Blackmail	16	16	17	16
False Pretenses/Swindle/Confidence Game	2,371	2,371	1,461	2,756
Credit Card/Automatic Teller Fraud	558	558	575	451
Impersonation	246	246	260	239
Welfare Fraud	5	5	1	7
Wire Fraud	21	21	20	13
Pocket-picking	45	45	47	27
Purse-snatching	145	145	154	78
Shoplifting	4,075	4,075	82	4,756
Theft From Building	2,885	2,885	2,321	2,177
Theft From Coin Operated Machine or Device	208	208	31	146
Theft From Motor Vehicle	7,242	7,242	7,622	2,755
Theft of Motor Vehicle Parts/Accessories	2,337	2,337	2,210	946
All Other Larceny	14,177	14,177	10,575	9,380
Motor Vehicle Theft	3,560	3,560	3,559	2,465
Robbery	771	771	1,015	1,075
Stolen Property Offenses	585	585	577	952

**NOTES**

**Number of Incidents**-Incidents involving more than one offense type are included in each appropriate category.

**Number of Offenses**-Includes attempts. One offense is counted for each victim of crimes against persons and each incident of crime against society. For crimes against property, one offense is counted for each distinct operation.

**Number of Persons Victimized**-Victims of more than one offense within an incident are counted in each appropriate category. Society is always the victim in crimes against society.

**Number of Known Offenders**-Known means at least one characteristic (age, sex or race) was reported. Offenders of more than offense type are included in each appropriate category.

# Number of Incidents, Offenses, Persons Victimized and Known Offenders (*Crimes Against Society*)

## 2005

Offense Type	Number of Incidents	Number of Offenses	Number of Persons Victimized	Number of Known Offenders
<b><u>CRIMES AGAINST SOCIETY</u></b>				
Drug/Narcotic Violations	7,293	9,093	8,980	8,980
Drug Equipment Violations	435	639	612	612
Betting/Wagering	1	1	1	1
Operating/Promoting/Assisting Gambling	3	3	3	3
Gambling Equipment Violations	4	4	4	4
Pornography/Obscene Material	25	26	24	24
Prostitution	96	119	119	119
Assisting or Promoting Prostitution	80	130	130	130
Weapon Law Violations	937	1,136	1,119	1,119

**NOTES**

**Number of Incidents**-Incidents involving more than one offense type are included in each appropriate category.

**Number of Offenses**-Includes attempts. One offense is counted for each victim of crimes against persons and each incident of crime against society. For crimes against property, one offense is counted for each distinct operation.

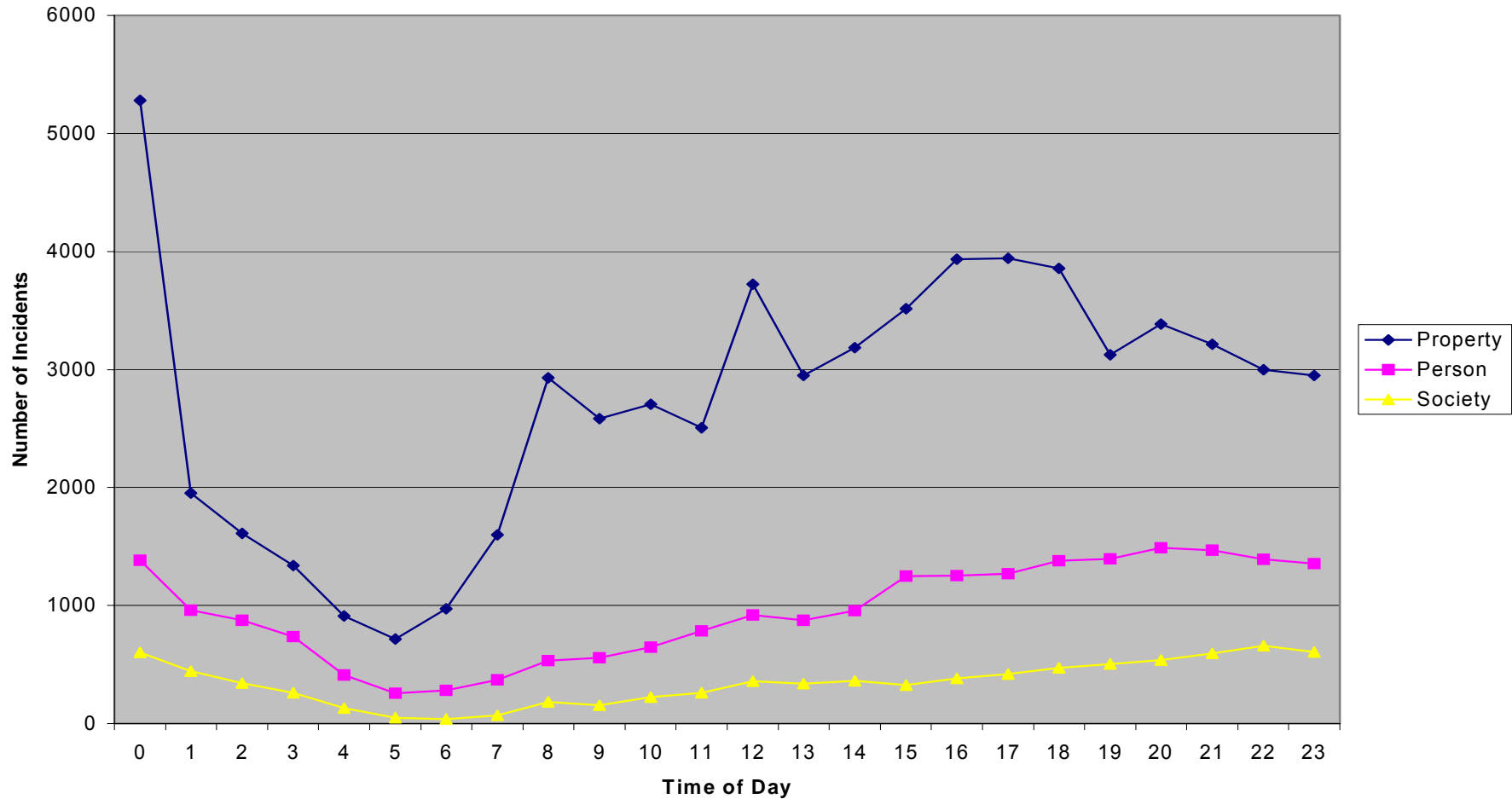
**Number of Persons Victimized**-Victims of more than one offense within an incident are counted in each appropriate category. Society is always the victim in crimes against society.

**Number of Known Offenders**-Known means at least one characteristic (age, sex or race) was reported. Offenders of more than offense type are included in each appropriate category.

## Incidents:

Criminal incidents can involve multiple offenses, victims and offenders. Twenty three percent (23%) of all incidents involved crimes against persons, sixty eight percent (68%) crimes against property and nine percent (9%) crimes against society. Fifty three percent (53%) of all crimes committed against persons, property and society for the year 2005 were committed between the hours of 15:00 and 0:00.

**Number of Incidents by Time of Day 2005**



# Number of Incidents by Time of Day

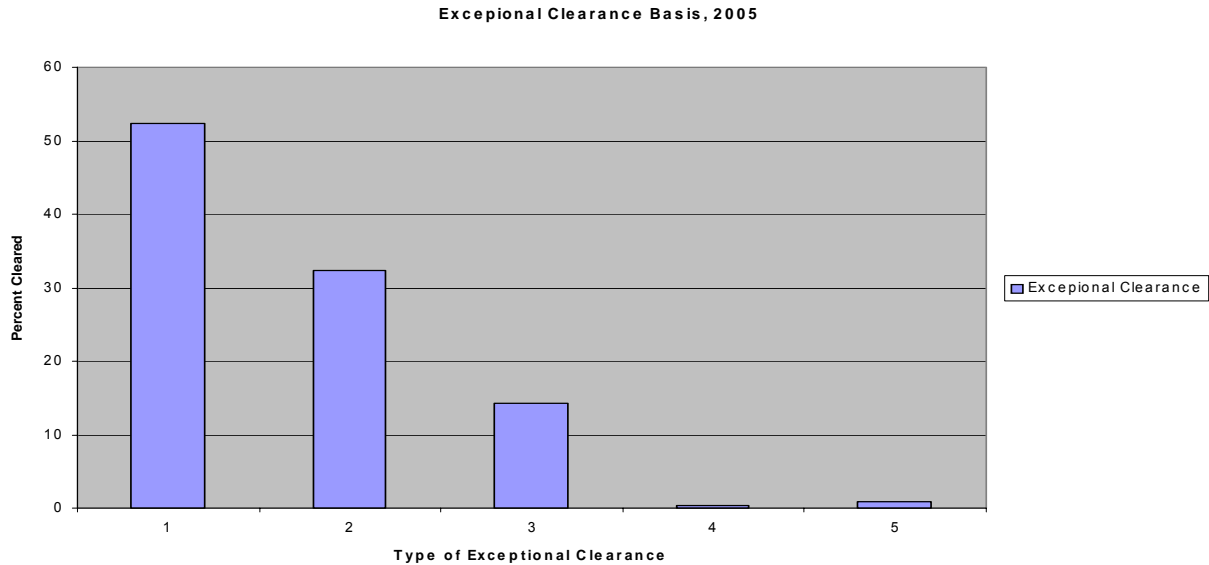
## 2005

NOTE: An INCIDENT (or investigation) may involve more than one offense. This explains why totals vary in different reports. Times are listed in military time. Offenses that did not have a time reported were not included in this report.

	0.00:00	1.00:00	2.00:00	3.00:00	4.00:00	5.00:00	6.00:00	7.00:00	8.00:00	9.00:00	10.00:00	11.00:00	12.00:00	13.00:00	14.00:00	15.00:00	16.00:00	17.00:00	18.00:00	19.00:00	20.00:00	21.00:00	22.00:00	23.00:00	Others	Total
Aggravated Assault	177	149	143	130	58	35	41	50	56	61	68	77	103	112	113	149	150	162	172	179	172	202	206	198	150	3,113
All Other Larceny	902	294	227	160	119	90	166	303	637	537	628	605	922	671	754	854	923	865	817	657	632	564	484	505	1,000	14,316
Arson	43	31	28	23	24	13	15	8	6	7	10	13	13	11	11	17	9	21	18	22	16	26	28	26	21	460
Assisting or Promoting Prostitution	2	2	0	1	0	2	0	0	0	1	0	0	4	3	2	3	3	8	8	8	11	11	6	6	0	81
Betting/Wagering	0	0	0	0	0	0	0	0	0	0	0	0	0	0	0	0	0	0	0	0	0	0	0	1	0	1
Bribery	2	0	0	1	0	0	0	0	0	0	0	0	0	0	0	0	1	0	0	0	0	0	0	0	0	4
Burglary/Breaking & Entering	666	278	237	210	175	145	214	337	479	445	434	371	563	414	436	492	598	609	596	412	451	453	414	396	608	10,433
Counterfeiting/Forgery	328	21	10	17	6	7	23	16	151	150	140	142	205	150	160	156	122	110	121	57	75	46	49	42	442	2,746
Credit Card/Automatic Teller Fraud	59	4	2	12	3	0	3	9	29	25	26	21	51	29	31	39	40	20	23	19	18	10	11	5	70	559
Destruction/Damage/Vandalism of Property	1,300	701	636	513	327	222	248	455	637	577	566	510	663	584	599	667	770	861	866	718	895	940	940	972	954	17,121
Drug Equipment Violations	34	13	16	8	9	0	3	2	14	9	16	19	22	11	26	15	18	12	20	14	23	25	32	15	60	436
Drug/Narcotic Violations	487	383	277	209	100	39	26	56	140	125	186	202	297	278	292	268	309	335	389	418	445	497	555	512	546	7,371
Embezzlement	51	2	1	5	0	0	4	9	29	18	26	13	28	24	14	23	14	11	9	11	10	7	4	7	63	373
Extortion/Blackmail	0	8	0	0	0	0	0	0	0	0	2	2	0	0	1	0	1	0	1	0	0	0	0	1	0	16
False Pretenses/Swindle/Confidence Game	387	31	14	14	7	11	6	17	137	130	113	112	196	110	154	130	117	93	94	49	46	31	28	20	345	2,392
Forcible Fondling	63	9	5	13	4	5	5	4	12	21	16	14	17	21	26	18	14	17	20	17	20	18	20	12	73	464
Forcible Rape	37	13	14	17	10	4	7	4	10	10	10	17	7	13	10	10	12	8	7	11	19	10	11	18	34	323
Forcible Sodomy	13	3	2	0	1	1	2	1	4	4	2	3	3	1	3	3	5	4	2	2	2	5	5	1	18	90
Gambling Equipment Violations	0	0	0	0	0	0	0	0	0	0	0	0	2	1	1	0	0	0	0	0	0	0	0	0	0	4
Impersonation	46	0	0	2	0	0	4	0	15	12	10	11	17	9	10	11	5	6	4	8	4	4	2	2	73	255
Incest	3	0	1	0	0	0	0	0	0	1	2	0	0	1	0	0	0	0	1	0	0	0	1	5	1	15
Intimidation	241	98	88	78	50	35	34	49	93	111	133	158	178	158	139	182	181	166	171	176	188	153	164	161	210	3,395
Justifiable Homicide	0	0	0	1	0	0	0	0	0	0	0	0	0	0	0	0	0	0	0	0	0	0	0	0	0	1
Kidnaping/Abduction	2	2	3	5	3	4	0	0	6	8	7	10	7	4	8	6	10	11	13	5	7	8	7	4	18	158
Motor Vehicle Theft	259	136	109	80	67	52	76	80	126	109	125	102	129	113	130	144	175	175	190	151	193	203	217	216	224	3,581
Murder and Nonnegligent Manslaughter	7	4	4	1	1	0	1	5	1	4	1	1	1	1	5	1	7	5	1	3	5	3	3	5	4	74
Negligent Manslaughter	0	0	0	0	1	0	0	0	0	0	0	0	0	0	0	0	0	0	0	0	0	0	0	0	0	1
Operating/Promoting/Assisting Gambling	1	0	0	0	0	0	0	0	0	0	0	0	0	0	0	0	0	0	0	2	0	0	0	0	0	3
Pocket-picking	1	0	3	2	0	0	0	1	2	0	2	6	1	4	3	1	3	3	2	4	2	3	1	1	1	46
Pornography/Obscene Material	5	0	0	0	0	0	0	0	2	0	2	2	2	1	1	2	0	3	0	0	0	0	0	1	4	25
Prostitution	4	3	1	2	0	1	0	2	0	2	0	3	4	4	4	4	5	8	16	12	3	8	3	6	1	96
Purse-snatching	3	2	2	2	1	0	0	2	2	3	7	7	8	6	11	12	11	12	8	12	10	11	2	6	6	146
Robbery	58	37	47	36	35	17	13	11	14	17	20	23	20	28	28	36	29	25	38	28	43	60	50	48	27	774
Sexual Assault With An Object	27	6	4	10	4	5	2	0	9	7	5	4	7	4	0	3	9	2	7	6	7	5	9	7	32	181
Shoplifting	94	86	48	43	28	14	19	24	44	60	89	142	202	256	297	344	419	386	370	332	331	195	126	84	66	4,099
Simple Assault	797	673	611	480	275	167	184	257	339	326	400	497	590	558	648	868	862	889	984	993	1,062	1,059	962	943	869	16,293
Statutory Rape	17	5	0	1	2	0	3	0	2	3	3	3	5	1	3	9	2	4	1	1	5	4	4	4	27	109
Stolen Property Offenses	51	30	21	17	8	7	8	10	20	23	14	23	18	31	30	28	37	20	22	28	30	16	30	28	38	588
Theft From Building	226	68	57	37	30	17	25	46	121	101	122	106	188	136	142	139	184	177	154	125	127	105	96	81	312	2,922
Theft From Coin Operated Machine or	23	5	11	6	7	6	7	6	5	6	4	8	6	2	8	4	4	8	8	7	11	8	17	16	16	209
Theft From Motor Vehicle	489	202	136	140	63	92	109	205	320	278	278	236	350	301	269	301	329	402	373	389	371	408	407	410	442	7,300
Theft of Motor Vehicle Parts/Accessories	286	18	21	20	12	21	34	58	154	87	90	57	150	76	98	115	140	137	140	93	120	123	89	83	137	2,359
Weapon Law Violations	68	43	48	39	21	6	9	10	28	17	19	35	28	39	37	35	48	53	37	49	55	52	61	64	41	942
Welfare Fraud	0	0	0	0	0	0	0	0	1	3	0	0	0	0	0	1	0	0	0	0	0	0	0	0	0	5
Wire Fraud	4	0	0	0	0	0	0	0	1	0	1	0	1	2	1	1	2	0	2	1	0	1	1	1	2	21
<b>Total</b>	<b>7,263</b>	<b>3,360</b>	<b>2,827</b>	<b>2,335</b>	<b>1,451</b>	<b>1,018</b>	<b>1,291</b>	<b>2,037</b>	<b>3,646</b>	<b>3,295</b>	<b>3,574</b>	<b>3,552</b>	<b>5,001</b>	<b>4,160</b>	<b>4,505</b>	<b>5,091</b>	<b>5,568</b>	<b>5,628</b>	<b>5,704</b>	<b>5,020</b>	<b>5,409</b>	<b>5,274</b>	<b>5,044</b>	<b>4,909</b>	<b>6,939</b>	<b>103,901</b>

# OFFENSES BY EXCEPTIONAL CLEARANCE 2005

Law enforcement agencies recorded clearances in 27.8% of all the criminal incidents reported under WVIBRS. Incidents are cleared by arrest (24.7% of all incidents) or exceptional means (3.1% of all incidents) when some element beyond law enforcement precludes arrest, e.g. death of the offender. The most frequent basis for clearing incidents exceptionally was "victim refusing to cooperate".



- |   |  |
|---|--|
| <p><b>1. Victim Refused to Cooperate (52.3%)</b></p> <p><b>2. Prosecution Declined (32.3%)</b></p> <p><b>3. Juvenile/No Custody (14.3%)</b></p> | <p><b>4. Extradition Denied (0.3%)</b></p> <p><b>5. Death of Offender (0.8%)</b></p> |
|---|--|

	Death of Offender	Extradition Denied	Juvenile/No Custody	Prosecution Declined	Victim Refused to Cooperate	Total
Aggravated Assault	3	0	13	65	73	154
All Other Larceny	0	0	19	76	160	255
Arson	0	0	2	1	1	4
Burglary/Breaking & Entering	2	1	22	18	62	105
Counterfeiting/Forgery	2	1	9	49	42	103
Credit Card/Automatic Teller Fraud	0	0	0	4	5	9
Destruction/Damage/Vandalism of Property	1	1	72	76	149	299
Drug Equipment Violations	0	0	1	4	0	5
Drug/Narcotic Violations	3	0	38	9	0	50
Embezzlement	0	0	1	3	5	9
Extortion/Blackmail	0	0	0	2	0	2
False Pretenses/Swindle/Confidence Game	1	3	0	66	37	107
Forcible Fondling	0	0	5	21	6	32
Forcible Rape	1	0	1	8	13	23
Forcible Sodomy	0	0	1	4	4	9
Impersonation	0	0	0	2	5	7
Incest	0	0	1	0	0	1
Intimidation	0	1	26	151	221	399
Kidnaping/Abduction	0	0	0	9	5	14
Motor Vehicle Theft	0	0	15	27	88	130
Murder and Nonnegligent Manslaughter	4	0	1	1	0	6
Pornography/Obscene Material	0	1	0	0	1	2
Purse-snatching	0	0	0	0	1	1
Robbery	0	0	1	2	5	8
Sexual Assault With An Object	1	0	1	5	5	12
Shoplifting	0	0	29	3	4	36
Simple Assault	3	1	144	326	643	1,117
Statutory Rape	0	0	0	3	2	5
Stolen Property Offenses	1	0	3	5	0	9
Theft From Building	0	0	2	18	30	50
Theft From Motor Vehicle	1	0	9	4	10	24
Theft of Motor Vehicle Parts/Accessories	0	0	8	6	4	18
Weapon Law Violations	1	0	9	10	2	22
Wire Fraud	0	0	0	0	1	1
<b>Total</b>	<b>24</b>	<b>9</b>	<b>433</b>	<b>978</b>	<b>1,584</b>	<b>3,028</b>



## Offenses

NIBRS agencies report various information relating to each of the 46 offense classes in NIBRS. As stated earlier, there can be multiple types of crimes within an incident, and offense-specific data are recorded for each.

Of the 103,379 NIBRS offenses reported 23.3% were crimes against persons, 68.1% were crimes against property and 8.6% were crimes against society. Larceny/theft was the most frequently reported crime, accounting for 30.2% of the total. Assault offenses accounted for 21.9% of all the offenses and destruction/damage/vandalism of property for 16.5%. Approximately 0.3% of the offenses reported were attempts.

## Number and Percent of Offenses Completed and Attempted

---

### 2005

<u>CrimeAgainst</u>	<u>TOTAL</u>	<u>% Completed</u>	<u>% Attempted</u>
Crimes Against Property	70,396	98.5	1.5
Crimes Against Persons	24,063	99.8	0.2
Crimes Against Society	8,920	99.7	0.3
<u>Grand Total:</u>	<u>103,379</u>	<u>99.7</u>	<u>0.3</u>

#### NOTES:

If there were more than one occurrence of the same offense type within an incident and one was completed, all are considered "completed".

Crimes Against Persons are murder, assault offenses, Kidnaping and sex offenses (forcible and non-forcible).

Crimes Against Property are arson, bribery, burglary, counterfeiting/forgery, destruction/damage/vandalism, embezzlement, extortion/blackmail, fraud offenses, larceny-theft offenses, motor vehicle theft, robbery and stolen property offenses.

Crimes Against Society are drug /narcotic offenses, gambling offenses, pornography/obscene material, prostitution offenses and weapon law violations.

In 2005, the greatest percentage of the offenses, 43.8% occurred in/on residential properties. 20.0% occurred in/on commercial properties, 14.6% on highways/roads/alleys/streets, 8.5 in parking lots/garages, and 2.9% at schools/colleges. The remaining offenses were widely distributed among various locations. Crimes against persons and crimes against property were most frequently committed in residences and crimes against society on the streets and highways.

## Percent Distribution of Location by Type of Crime

2005

<u>Locations</u>	Total	Crimes Against Persons	Crimes Against Property	Crimes Against Society
College/University	1.39%	0.78%	1.55 %	1.78%
Drug stores/Dr.'s Offices/Hospitals	1.15%	0.60%	1.39 %	0.77%
Food/Beverage/Lodging Facilities	3.87%	4.09%	3.94 %	2.78%
Government/Public Buildings	0.98%	1.24%	0.84 %	1.35%
Highway/Roads/Alleys	14.63%	13.17%	10.79 %	48.91%
Other Commercial Properties	2.51%	0.52%	3.48 %	0.18%
Other/Unknown	9.10%	5.65%	10.67 %	5.97%
Parking Lots/Garages	8.53%	4.23%	10.21 %	6.88%
Residences	43.85%	64.39%	39.11 %	25.88%
Retail Establishments	12.51%	3.02%	17.01 %	2.64%
School (other than College/University)	1.47%	2.29%	1.02 %	2.85%
<b>Grand Total:</b>	<b>100.00%</b>	<b>100.00%</b>	<b>100.00%</b>	<b>100.00 %</b>

**NOTES:**

If there were more than one occurrence of the same offense type within an incident and one was completed, all are considered "completed".

Crimes Against Persons are murder, assault offenses, Kidnaping and sex offenses (forcible and non-forcible).

Crimes Against Property are arson, bribery, burglary, counterfeiting/forgery, destruction/damage/vandalism, embezzlement, extortion/blackmail, fraud offenses, larceny-theft offenses, motor vehicle theft, robbery and stolen property offenses.

Crimes Against Society are drug /narcotic offenses, gambling offenses, pornography/obscene material, prostitution offenses and weapon law violations.

Retail establishments include convenience store, department/discount store, gas/service station, grocery/supermarket, liquor store and specialty store.

Food/beverage/lodging facilities include bar/night club, hotel/motel and restaurant.

Other commercial properties include bank/savings and loan, commercial/office building and rental storage facility.

Government/public buildings include government/public building and jail/prison.

Other/unknown includes air/bus/train terminal, church/temple/synagogue, construction site, field/woods, lake/waterway and other/unknown.

# Number of Offenses by Weapons, Selected Offenses

## 2005

### Weapons Used

OFFENSES	Number of Offenses	Weapons Used					None
		Firearms	Dangerous Weapons	Personal Weapons	Unknown Weapons	Other Weapons	
Aggravated Assault	3,218	731	931	944	106	220	286
Forcible Fondling	448	2	4	250	18	16	158
Forcible Rape	319	5	5	181	25	13	90
Oral or Anal Sexual Assault	87	1	4	48	7	2	25
Kidnaping/ Abduction	161	16	8	53	7	8	69
Murder	74	39	20	10	2	3	0
Robbery	789	236	119	269	42	33	90
Sexual Assault with an Object	180	2	6	102	18	5	47

# Victims

In NIBRS, victims can be reported as persons, business, financial institutions, government, religious organizations or society as a whole. 72 of every 100 of the 109,197 reported crime victims were individuals (people). Following in terms of volume were businesses (17%), society/public (8%) and government (1%).

The victims of crimes against persons are always individuals, and society is always the victim in crimes against society. Victims of crimes against property can be any victim type except society. Persons (individuals), however, were the dominant victim types in all crimes against property except embezzlement and bribery.

## Number of Victims by Type

**2005**

		Business	Financial Institution	Government	Individual	Other	Religious Organization	Society/Public	Unknown	Total
Crimes Against Persons	ASSAULT OFFENSES	0	0	0	24,804	0	0	0	0	<b>24,804</b>
	HOMICIDE OFFENSES	0	0	0	83	0	0	0	0	<b>83</b>
	KIDNAPING/ABDUCTION	0	0	0	174	0	0	0	0	<b>174</b>
	SEX OFFENSES, FORCIBLE	0	0	0	1,081	0	0	0	0	<b>1,081</b>

		Business	Financial Institution	Government	Individual	Other	Religious Organization	Society/Public	Unknown	Total
Crimes Against Persons	SEX OFFENSES, NONFORCIBLE	0	0	0	131	0	0	0	0	131
	<b>Total</b>	<b>0</b>	<b>0</b>	<b>0</b>	<b>26,273</b>	<b>0</b>	<b>0</b>	<b>0</b>	<b>0</b>	<b>26,273</b>
Crimes Against Property	ARSON	75	0	25	378	9	2	0	11	500
	BRIBERY	0	0	3	1	0	0	0	0	4
	BURGLARY/BREAKING & ENTERING	1,951	6	123	8,693	78	195	0	12	11,058
	COUNTERFEITING/FORGERY	1,096	144	111	1,796	26	5	0	5	3,183
	DESTRUCTION/DAMAGE/VANDALISM OF PROPERTY	3,017	25	558	14,044	146	195	0	36	18,021
	EMBEZZLEMENT	337	1	6	17	10	2	0	1	374
	EXTORTION/BLACKMAIL	0	0	0	16	0	0	0	0	16
	FRAUD OFFENSES	1,261	77	63	2,061	22	2	0	19	3,505
	LARCENY/THEFT OFFENSES	10,153	17	287	21,551	94	75	0	44	32,221
MOTOR VEHICLE THEFT	359	3	20	3,242	3	3	0	3	3,633	

		Business	Financial Institution	Government	Individual	Other	Religious Organization	Society/Public	Unknown	Total
Crimes Against Property	ROBBERY	180	12	0	681	1	0	0	0	874
	STOLEN PROPERTY OFFENSES	120	0	71	411	5	2	0	14	623
	<b>Total</b>	<b>18,549</b>	<b>285</b>	<b>1,267</b>	<b>52,891</b>	<b>394</b>	<b>481</b>	<b>0</b>	<b>145</b>	<b>74,012</b>
Crimes Against Society	DRUG/NARCOTIC OFFENSES	0	0	0	0	0	0	7,768	0	7,768
	GAMBLING OFFENSES	0	0	0	0	0	0	8	0	8
	PORNOGRAPHY/OBSCENE MATERIAL	0	0	0	0	0	0	25	0	25
	PROSTITUTION OFFENSES	0	0	0	0	0	0	176	0	176
	WEAPON LAW VIOLATIONS	0	0	0	0	0	0	935	0	935
	<b>Total</b>	<b>0</b>	<b>0</b>	<b>0</b>	<b>0</b>	<b>0</b>	<b>0</b>	<b>8,912</b>	<b>0</b>	<b>8,912</b>
<b>Total</b>		<b>18,549</b>	<b>285</b>	<b>1,267</b>	<b>79,164</b>	<b>394</b>	<b>481</b>	<b>8,912</b>	<b>145</b>	<b>109,197</b>

**NOTE**

Victims of more than one offense type are included in each appropriate category.

According to NIBRS data reported, 24% of the persons victimized in 2005 were targets of crimes against persons and 58% victims of crimes against property.

Among all persons reported victimized, 41.6% were males, 14.0% were under the age of 18 (juveniles) and 90.2% were white. Forty eight and seven tenths percent (48.7%) of the victims were not injured. Four and six tenth (4.6%) received major injury and 46.4% minor injury. Most persons were victimized in the localities in which they reside.

## Number of Violent Crime Victims by Age, Sex and Race

**2005**

Age	Female					Male					Unknown				Total
	Black	Other	Unknow	White	Total	Black	Other	Unknow	White	Total	Black	Unknow	White	Total	
1-12	45	0	14	603	662	54	1	15	626	696	0	1	0	1	1,359
13-17	115	2	20	1,269	1,406	77	3	18	1,003	1,101	0	1	4	5	2,512
18-20	148	4	22	1,546	1,720	101	4	13	892	1,010	0	1	1	2	2,732
21-25	241	5	34	2,443	2,723	110	3	20	1,515	1,648	1	0	2	3	4,374
26-35	264	4	43	3,828	4,139	196	2	21	2,264	2,483	0	8	1	9	6,631
36-44	178	8	35	2,432	2,653	175	3	18	1,502	1,698	0	1	3	4	4,355
45-54	109	3	22	1,345	1,479	113	3	8	1,163	1,287	0	1	1	2	2,768
55-65	31	1	5	486	523	31	6	4	471	512	0	0	0	0	1,035

	Female					Male					Unknown				Total
	Black	Other	Unknow	White	<b>Total</b>	Black	Other	Unknow	White	<b>Total</b>	Black	Unknow	White	<b>Total</b>	
Over 65	16	1	3	234	<b>254</b>	12	0	2	177	<b>191</b>	0	1	0	<b>1</b>	<b>446</b>
Under 1	0	0	1	15	<b>16</b>	1	0	1	19	<b>21</b>	0	1	0	<b>1</b>	<b>38</b>
Unknown	11	2	85	408	<b>506</b>	34	2	77	776	<b>889</b>	0	93	7	<b>100</b>	<b>1,495</b>
<b>Total</b>	<b>1,158</b>	<b>30</b>	<b>284</b>	<b>14,609</b>	<b>16,081</b>	<b>904</b>	<b>27</b>	<b>197</b>	<b>10,408</b>	<b>11,536</b>	<b>1</b>	<b>108</b>	<b>19</b>	<b>128</b>	<b>27,745</b>

**NOTE:**

**Violent Crimes are murder, forcible sex offenses, kidnaping/abduction, assault offenses and robbery.**



# Number of Persons Victimized by Offenses and Resident Status

## 2005

**NOTE:**

**A Resident is a person who maintains his/her permanent legal residence in the locality or jurisdiction where the incident took place.  
Victims of more than offense are counted in each appropriate category.**

		NonResident	Resident	Unknown	Total
Crimes Against Persons	ASSAULT OFFENSES	2,967	20,363	414	23,744
	HOMICIDE OFFENSES	10	66	3	79
	KIDNAPING/ABDUCTION	27	141	1	169
	SEX OFFENSES, FORCIBLE	139	848	13	1,000
	SEX OFFENSES, NONFORCIBLE	23	99	0	122
	<b>Total</b>	<b>3,166</b>	<b>21,517</b>	<b>431</b>	<b>25,114</b>
Crimes Against Property	ARSON	40	300	19	359
	BRIBERY	0	1	0	1
	BURGLARY/BREAKING & ENTERING	710	6,891	72	7,673
	COUNTERFEITING/FORGERY	439	1,219	24	1,682
	DESTRUCTION/DAMAGE/VANDALISM OF PROPERTY	2,104	10,858	165	13,127
	EMBEZZLEMENT	3	15	0	18
	EXTORTION/BLACKMAIL	3	12	1	16
	FRAUD OFFENSES	448	1,465	45	1,958
	LARCENY/THEFT OFFENSES	3,680	15,546	134	19,360
	MOTOR VEHICLE THEFT	510	2,427	20	2,957
	ROBBERY	135	404	6	545
	STOLEN PROPERTY OFFENSES	163	239	25	427
	<b>Total</b>	<b>8,235</b>	<b>39,377</b>	<b>511</b>	<b>48,123</b>
	<b>Total</b>	<b>11,401</b>	<b>60,894</b>	<b>942</b>	<b>73,237</b>

# PROPERTY

---

2005

## Property

In NIBRS, property is reported as burned; counterfeited or forged; damaged/destroyed or vandalized; or stolen, embezzled, defrauded, etc. Law enforcement activity in relation to property is recorded as recovered (for property stolen) or seized (as in the case of proceeds from illegal gambling operation). The type of property involved, as well as its value, is recorded for each type of loss/activity.

The state's law enforcement agencies jointly reported \$225,387,752 in total property losses with \$127,945,458 (56.8%) stolen; \$73,301,885 (32.5%) counterfeited/forgery; \$19,026,131 (8.4%) damaged/destroyed or vandalized; and \$5,114,288 (2.3%) burned. Law enforcement agencies seized property valued at \$776,423 and recovered stolen property valued at \$13,321,312. These figures do not include seizures in connection with drug/narcotic violations.

By property type, the highest dollar losses due to thefts were recorded for motor vehicles, with automobiles composing the largest portion. Burning losses were highest for structures (dwellings, commercial buildings, etc.), and counterfeiting/forgery losses highest for negotiable instruments, such as bearer bonds or endorsed checks, money orders and traveler's checks. Among all types of property, motor vehicles resulted in the greatest dollar losses due to criminal activity.

Of the \$127,945,458 dollars worth of property that was stolen, embezzled, etc., the law enforcement departments reported recovering 10.4% or \$13,321,312. The most successful recovery rate was for motor vehicles with \$23,567,604 stolen and \$10,405,964 (44.1%) recovered. In addition to the recovery of property, the agencies reported seizing money valued at \$248,529 and negotiable instruments at \$20,216.

## Value of Property Loss Due to Criminal Action, Property Type

### 2005

	Burned	Counterfeited/Forged	Destroyed/Damaged/ Vandalized	Stolen/Etc.	Total
Computer/Hardware /Software	\$0.00	\$0.00	\$43,023.00	\$1,740,751.00	\$1,783,774.00
Jewelry	\$2.00	\$0.00	\$3,056.00	\$3,753,388.00	\$3,756,446.00
Money	\$0.00	\$149,328.00	\$702.00	\$73,642,278.00	\$73,792,308.00
Motor Vehicle Parts or Accessories	\$33,626.00	\$430.00	\$2,079,623.00	\$1,400,527.00	\$3,514,206.00
Motor Vehicles	\$467,855.00	\$2.00	\$2,261,128.00	\$23,567,604.00	\$26,296,589.00
Negotiable Instruments	\$0.00	\$756,307.00	\$716.00	\$917,356.00	\$1,674,379.00
NonNegotiable Instruments	\$0.00	\$0.00	\$0.00	\$0.00	\$0.00
Other	\$93,991.00	\$72,395,818.00	\$13,433,909.00	\$16,936,076.00	\$102,859,794.00
Radios/TVs/VCR	\$100.00	\$0.00	\$63,211.00	\$2,096,702.00	\$2,160,013.00
Structures	\$4,518,714.00	\$0.00	\$1,097,005.00	\$56,644.00	\$5,672,363.00
Tools	\$0.00	\$0.00	\$43,748.00	\$3,834,132.00	\$3,877,880.00
Total	\$5,114,288.00	\$73,301,885.00	\$19,026,121.00	\$127,945,458.00	\$225,387,752.00

# Value of Property Recovered or Seized by Law Enforcement Agencies, Property Type

---

## 2005

	Recovered	Seized	Total
Computer/Hardware/Software	\$139,128.00	\$1,529.00	\$140,657.00
Jewelry	\$167,677.00	\$9,400.00	\$177,077.00
Money	\$182,473.00	\$248,529.00	\$431,002.00
Motor Vehicle Parts or Accessories	\$93,026.00	\$49.00	\$93,075.00
Motor Vehicles	\$10,405,964.00	\$24,276.00	\$10,430,240.00
Negotiable Instruments	\$23,612.00	\$20,216.00	\$43,828.00
NonNegotiable Instruments	\$0.00	\$0.00	\$0.00
Other	\$1,930,891.00	\$469,648.00	\$2,400,539.00
Radios/TVs/VCR	\$140,829.00	\$1,105.00	\$141,934.00
Structures	\$1,800.00	\$0.00	\$1,800.00
Tools	\$235,912.00	\$1,671.00	\$237,583.00

	Recovered	Seized	Total
Total	<b>\$13,321,312.00</b>	<b>\$776,423.00</b>	<b>\$14,097,735.00</b>

## Offenders

W VIBR contributors are asked to supply information known about offenders even though no arrests have ever been made. The offender data, therefore, include information about arrestees, fugitives or even persons whose identities are not known but witnesses or victims have supplied characteristics such as approximate age, sex and/or race. In a single incident, one offender may victimize several persons, several victimize one person, or several offenders may victimize several people. According to the 2005 W VIBR data, the average number of *known* offenders ranged from 0.34 for theft from motor vehicle to 1.63 for assisting or promoting prostitution.

## Number of Known Offenders per Incident

---

### 2005

Offense Type	Number of Incidents	Number of Known Offenders	Average Number of Known Offenders
Murder and Nonnegligent Manslaughter	73	90	1.23
Aggravated Assault	3,075	3,527	1.15
Simple Assault	15,986	17,749	1.11
Intimidation	3,369	3,582	1.06
Kidnaping/Abduction	157	173	1.10
Forcible Rape	317	341	1.08
Forcible Sodomy	87	96	1.10
Sexual Assault With An Object	178	199	1.12
Forcible Fondling	447	460	1.03
Incest	13	14	1.08
Statutory Rape	108	111	1.03
Arson	455	343	0.75
Bribery	4	5	1.25
Burglary/Breaking & Entering	10,314	6,045	0.59
Counterfeiting/Forgery	2,736	2,501	0.91
Destruction/Damage/Vandalism of Property	16,733	10,226	0.61
Embezzlement	366	424	1.16
False Pretenses/Swindle/Confidence Game	2,373	2,341	0.99
Credit Card/Automatic Teller Fraud	558	381	0.68
Impersonation	246	199	0.81
Welfare Fraud	5	5	1.00
Wire Fraud	21	13	0.62
Pocket-picking	45	25	0.56

<b>Offense Type</b>	<b>Number of Incidents</b>	<b>Number of Known Offenders</b>	<b>Average Number of Known Offenders</b>
Purse-snatching	145	76	0.52
Shoplifting	4,075	4,571	1.12
Theft From Building	2,886	2,036	0.71
Theft From Coin Operated Machine or Device	208	130	0.63
Theft From Motor Vehicle	7,242	2,451	0.34
Theft of Motor Vehicle Parts/Accessories	2,337	909	0.39
All Other Larceny	14,180	8,872	0.63
Motor Vehicle Theft	3,560	2,271	0.64
Robbery	771	882	1.14
Stolen Property Offenses	585	739	1.26
Drug/Narcotic Violations	7,294	8,982	1.23
Drug Equipment Violations	435	612	1.41
Betting/Wagering	1	1	1.00
Operating/Promoting/Assisting Gambling	3	3	1.00
Gambling Equipment Violations	4	4	1.00
Pornography/Obscene Material	25	24	0.96
Prostitution	96	119	1.24
Assisting or Promoting Prostitution	80	130	1.63
Weapon Law Violations	938	1,120	1.19
Others	16	14	0.88

**NOTES:**

**Number of Known Offenders per Incident** - Known means at least one characteristic (age, sex or race) of offender was reported.

**Number of Known Offenders** - Offenders of more than one offense are included in each appropriate category.

## Offender Race versus Victim Race, Violent Crime

2005

VICTIM'S RACE	Offender Race, Percent				
	White	Black	American Indian/ Alaskan Native	Asian/ Pacific Islander	Unknown Race
<b>Black</b>	22.0	74.0	0.0	1.0	4.0
<b>Unknown Race</b>	54.0	32.0	0.0	1.0	12.0
<b>White</b>	72.0	21.0	0.0	0.0	7.0
<b>American Indian/ Alaskan Native</b>	100.0	0.0	0.0	0.0	0.0
<b>Asian/ Pacific Islander</b>	29.0	57.0	0.0	0.0	14.0

**NOTES**

Violent crimes are murder, forcible sex offenses, assault offenses, kidnapping/abduction and robbery (a violent crime against property.)

The race of offenders victimizing more than one person is included in each appropriate category. Because of rounding percentages, this table may not add to 100.



# Number of Persons Arrested: Types of Weapons Possessed, Offenses

2005

		Club/Black-Jack/ Brass Knuckles	Firearm-Type Not Stated	Handgun	Lethal Cutting Instrument	Other Firearm	Rifle	Shotgun	Unarmed	Total
Crimes Against Persons	ASSAULT OFFENSES	71	39	147	216	12	51	34	9,571	10,141
	HOMICIDE OFFENSES	0	0	8	0	0	0	0	56	64
	KIDNAPING/ABDUCTION	0	3	2	1	3	0	0	46	55
	SEX OFFENSES, FORCIBLE	0	2	2	3	0	0	0	231	238
	SEX OFFENSES, NONFORCIBLE	0	0	1	0	0	0	0	49	50
	<b>Total</b>	<b>71</b>	<b>44</b>	<b>160</b>	<b>220</b>	<b>15</b>	<b>51</b>	<b>34</b>	<b>9,953</b>	<b>10,548</b>
Crimes Against Property	ARSON	0	0	0	0	0	0	0	62	62
	BRIBERY	0	0	0	0	0	0	0	1	1

		Club/Black-Jack/ Brass Knuckles	Firearm-Type Not Stated	Handgun	Lethal Cutting Instrument	Other Firearm	Rifle	Shotgun	Unarmed	Total
Crimes Against Property	BURGLARY/BREAKING & ENTERING	5	0	8	11	4	1	2	1,137	1,168
	COUNTERFEITING/FOR GERY	0	1	2	4	0	0	0	708	715
	DESTRUCTION/DAMAGE /VANDALISM OF PROPERTY	11	1	8	31	1	3	2	1,972	2,029
	EMBEZZLEMENT	0	1	0	0	0	0	0	133	134
	FRAUD OFFENSES	0	0	1	1	0	0	0	698	700
	LARCENY/THEFT OFFENSES	1	3	11	24	0	1	0	5,100	5,140
	MOTOR VEHICLE THEFT	1	0	3	3	0	1	0	481	489
	ROBBERY	1	5	23	8	5	0	0	202	244
	STOLEN PROPERTY OFFENSES	0	2	12	8	0	0	3	500	525
	<b>Total</b>	<b>19</b>	<b>13</b>	<b>68</b>	<b>90</b>	<b>10</b>	<b>6</b>	<b>7</b>	<b>10,994</b>	<b>11,207</b>

		Club/Black-Jack/ Brass Knuckles	Firearm-Type Not Stated	Handgun	Lethal Cutting Instrument	Other Firearm	Rifle	Shotgun	Unarmed	<b>Total</b>
Crimes Against Society	DRUG/NARCOTIC OFFENSES	<b>11</b>	<b>16</b>	<b>127</b>	<b>86</b>	<b>1</b>	<b>12</b>	<b>13</b>	<b>7,264</b>	<b>7,530</b>
	GAMBLING OFFENSES	<b>0</b>	<b>0</b>	<b>0</b>	<b>0</b>	<b>0</b>	<b>0</b>	<b>0</b>	<b>5</b>	<b>5</b>
	PORNOGRAPHY/OBSCE NE MATERIAL	<b>0</b>	<b>0</b>	<b>0</b>	<b>0</b>	<b>0</b>	<b>0</b>	<b>0</b>	<b>6</b>	<b>6</b>
	PROSTITUTION OFFENSES	<b>0</b>	<b>0</b>	<b>0</b>	<b>1</b>	<b>0</b>	<b>0</b>	<b>0</b>	<b>216</b>	<b>217</b>
	WEAPON LAW VIOLATIONS	<b>15</b>	<b>52</b>	<b>225</b>	<b>83</b>	<b>13</b>	<b>49</b>	<b>25</b>	<b>343</b>	<b>805</b>
	<b>Total</b>	<b>26</b>	<b>68</b>	<b>352</b>	<b>170</b>	<b>14</b>	<b>61</b>	<b>38</b>	<b>7,834</b>	<b>8,563</b>
<b>Total</b>	<b>116</b>	<b>125</b>	<b>580</b>	<b>480</b>	<b>39</b>	<b>118</b>	<b>79</b>	<b>28,781</b>	<b>30,318</b>	

# Group "B" Arrestee Count and Offenses

2005

<u>Offense Description</u>	<u>Number of Arrests/Offense</u>
Bad Checks	1,017
Curfew/Loitering/Vagrancy Violations	164
Disorderly Conduct	1,258
Driving Under The Influence	7,279
Drunkenness	4,770
Family Offenses (Nonviolent)	133
Liquor Law Violations	3,068
Peeping Tom	1
Runaway	87
Trespass of Real Property	770
All Other Offenses	15,338
<b>Total Group "B" Arrests</b>	<b>33,885</b>

## SECTION II

# JURISDICTIONAL REPORTING

The individual jurisdictional figures are shown in subsequent tables addressing cities, counties, universities and colleges and other law enforcement agencies. There are three sets of tables: one shows the number of incidents, offenses, victims and offenders recorded for each jurisdiction; the others, the age and sex of victims and of offenders for crimes against persons and property.

Due to the many factors than can affect the volume and type of crimes to vary from place to place, care must be exercised in making any comparisons among agencies. Population size is the only crime correlate used in this publication. While other factors are of equal concern, no attempt is made to relate them to the data presented in this document.

# Age and Sex of Victims Known to Law Enforcement, Crimes Against Persons and Crimes Against Property

## 2005

**NOTE:**

See Appendix for list and definitions of offenses.  
Larceny includes Motor Vehicle Theft

VICTIMS			Crimes Against Persons					Crimes Against Property				Total
			Assault Offenses	Forcible Sex Offenses	Murder	Other Crimes Against Persons	Total	Burglary/ B&E	Larceny	Other Crimes Against Property	Total	
<u>Barbour County</u>	Barbour Co SO	Adult Female	8	0	0	0	8	5	5	13	23	31
		Adult Male	4	0	0	0	4	15	17	14	46	50
		<b>Total</b>	<b>12</b>	<b>0</b>	<b>0</b>	<b>0</b>	<b>12</b>	<b>20</b>	<b>22</b>	<b>27</b>	<b>69</b>	<b>81</b>
	Belington PD	Adult Female	4	0	0	0	4	0	2	0	2	6
		Adult Male	3	0	0	0	3	1	0	0	1	4
		<b>Total</b>	<b>7</b>	<b>0</b>	<b>0</b>	<b>0</b>	<b>7</b>	<b>1</b>	<b>2</b>	<b>0</b>	<b>3</b>	<b>10</b>
	Philippi PD	Adult Female	44	0	0	0	44	18	28	13	59	103
		Adult Male	39	0	0	0	39	9	19	12	40	79
		Juvenile Female	10	3	0	0	13	0	1	0	1	14
		Juvenile Male	5	0	0	0	5	0	2	0	2	7
		<b>Total</b>	<b>98</b>	<b>3</b>	<b>0</b>	<b>0</b>	<b>101</b>	<b>27</b>	<b>50</b>	<b>25</b>	<b>102</b>	<b>203</b>
	Philippi SP	Adult Female	30	1	0	0	31	8	20	22	50	81
		Adult Male	17	0	0	0	17	13	37	21	71	88
		Juvenile Female	1	4	0	3	8	0	0	0	0	8
		Juvenile Male	4	1	0	0	5	0	0	0	0	5

			Crimes Against Persons				Crimes Against Property				Total		
			Assault Offenses	Forcible Sex Offenses	Murder	Other Crimes Against Persons	Total	Burglary/ B&E	Larceny	Other Crimes Against Property		Total	
<u>Barbour County</u>	Philippi SP	<b>Total</b>	<b>52</b>	<b>6</b>	<b>0</b>	<b>3</b>	<b>61</b>	<b>21</b>	<b>57</b>	<b>43</b>	<b>121</b>	<b>182</b>	
	<b>Total</b>		<b>169</b>	<b>9</b>	<b>0</b>	<b>3</b>	<b>181</b>	<b>69</b>	<b>131</b>	<b>95</b>	<b>295</b>	<b>476</b>	
<u>Berkeley County</u>	Berkeley Co SO	Adult Female	61	0	0	0	61	2	39	3	44	<b>105</b>	
		Adult Male	31	0	1	0	32	4	75	6	85	<b>117</b>	
		Juvenile Female	7	4	1	0	12	0	1	0	1	<b>13</b>	
		Juvenile Male	9	1	0	0	10	0	2	0	2	<b>12</b>	
		<b>Total</b>	<b>108</b>	<b>5</b>	<b>2</b>	<b>0</b>	<b>115</b>	<b>6</b>	<b>117</b>	<b>9</b>	<b>132</b>	<b>247</b>	
	Martinsburg PD			0	0	0	0	0	0	1	0	1	<b>1</b>
		Adult Female		152	1	0	2	155	37	236	91	364	<b>519</b>
		Adult Male		88	0	1	1	90	44	200	71	315	<b>405</b>
		Juvenile Female		22	3	0	0	25	1	5	1	7	<b>32</b>
		Juvenile Male		27	1	0	2	30	0	10	4	14	<b>44</b>
		<b>Total</b>		<b>289</b>	<b>5</b>	<b>1</b>	<b>5</b>	<b>300</b>	<b>82</b>	<b>452</b>	<b>167</b>	<b>701</b>	<b>1,001</b>
	Martinsburg SP			0	0	0	0	0	0	5	0	5	<b>5</b>
		Adult Female		186	7	0	4	197	56	213	146	415	<b>612</b>
		Adult Male		91	1	1	1	94	102	298	146	546	<b>640</b>
		Juvenile Female		25	13	0	2	40	1	2	0	3	<b>43</b>
		Juvenile Male		19	4	0	0	23	1	3	3	7	<b>30</b>
		<b>Total</b>		<b>321</b>	<b>25</b>	<b>1</b>	<b>7</b>	<b>354</b>	<b>160</b>	<b>521</b>	<b>295</b>	<b>976</b>	<b>1,330</b>
	<b>Total</b>		<b>718</b>	<b>35</b>	<b>4</b>	<b>12</b>	<b>769</b>	<b>248</b>	<b>1,090</b>	<b>471</b>	<b>1,809</b>	<b>2,578</b>	

			Crimes Against Persons					Crimes Against Property				Total	
			Assault Offenses	Forcible Sex Offenses	Murder	Other Crimes Against Persons	Total	Burglary/ B&E	Larceny	Other Crimes Against Property	Total		
<b><u>Boone County</u></b>	Boone Co SO	Adult Female	154	1	0	1	156	15	50	32	97	<b>253</b>	
		Adult Male	68	1	0	0	69	35	71	37	143	<b>212</b>	
		Juvenile Female	16	12	0	0	28	0	0	1	1	<b>29</b>	
		Juvenile Male	10	3	0	0	13	0	3	0	3	<b>16</b>	
		<b>Total</b>	<b>248</b>	<b>17</b>	<b>0</b>	<b>1</b>	<b>266</b>	<b>50</b>	<b>124</b>	<b>70</b>	<b>244</b>	<b>510</b>	
	DANVILLE SP	Adult Female	79	1	0	2	82	18	86	44	148	<b>230</b>	
		Adult Male	61	0	0	0	61	28	91	37	156	<b>217</b>	
		Juvenile Female	5	3	0	0	8	0	2	0	2	<b>10</b>	
		Juvenile Male	10	3	0	0	13	1	1	3	5	<b>18</b>	
		<b>Total</b>	<b>155</b>	<b>7</b>	<b>0</b>	<b>2</b>	<b>164</b>	<b>47</b>	<b>180</b>	<b>84</b>	<b>311</b>	<b>475</b>	
	Madison PD	Adult Female	2	0	0	0	2	1	1	0	2	<b>4</b>	
		Adult Male	4	0	0	0	4	1	2	0	3	<b>7</b>	
		Juvenile Female	1	0	0	0	1	0	0	0	0	<b>1</b>	
		<b>Total</b>	<b>7</b>	<b>0</b>	<b>0</b>	<b>0</b>	<b>7</b>	<b>2</b>	<b>3</b>	<b>0</b>	<b>5</b>	<b>12</b>	
	Whitesville SP	Adult Female	45	0	0	0	45	7	28	30	65	<b>110</b>	
		Adult Male	12	0	0	0	12	8	41	27	76	<b>88</b>	
		Juvenile Female	6	1	0	0	7	0	0	0	0	<b>7</b>	
		Juvenile Male	4	0	0	2	6	0	0	0	0	<b>6</b>	
		<b>Total</b>	<b>67</b>	<b>1</b>	<b>0</b>	<b>2</b>	<b>70</b>	<b>15</b>	<b>69</b>	<b>57</b>	<b>141</b>	<b>211</b>	
	<b>Total</b>			<b>477</b>	<b>25</b>	<b>0</b>	<b>5</b>	<b>507</b>	<b>114</b>	<b>376</b>	<b>211</b>	<b>701</b>	<b>1,208</b>



			Crimes Against Persons					Crimes Against Property				Total	
			Assault Offenses	Forcible Sex Offenses	Murder	Other Crimes Against Persons	Total	Burglary/ B&E	Larceny	Other Crimes Against Property	Total		
<b><u>Braxton County</u></b>	Braxton Co SO	Adult Female	19	0	0	0	19	1	9	17	27	46	
		Adult Male	18	0	0	0	18	6	20	22	48	66	
		Juvenile Female	2	2	0	0	4	0	0	0	0	4	
		Juvenile Male	6	0	0	0	6	0	0	0	0	6	
		<b>Total</b>	<b>45</b>	<b>2</b>	<b>0</b>	<b>0</b>	<b>47</b>	<b>7</b>	<b>29</b>	<b>39</b>	<b>75</b>	<b>122</b>	
	Sutton SP	Adult Female	29	1	0	0	30	7	46	35	88	118	
		Adult Male	26	0	1	0	27	9	54	45	108	135	
		Juvenile Female	4	2	0	0	6	0	0	1	1	7	
		Juvenile Male	5	0	0	0	5	0	1	0	1	6	
		<b>Total</b>	<b>64</b>	<b>3</b>	<b>1</b>	<b>0</b>	<b>68</b>	<b>16</b>	<b>101</b>	<b>81</b>	<b>198</b>	<b>266</b>	
	<b>Total</b>			<b>109</b>	<b>5</b>	<b>1</b>	<b>0</b>	<b>115</b>	<b>23</b>	<b>130</b>	<b>120</b>	<b>273</b>	<b>388</b>
	<b><u>Brooke County</u></b>	Brooke Co SO	Adult Female	51	1	0	0	52	14	24	49	87	139
			Adult Male	32	0	0	0	32	14	38	47	99	131
			Juvenile Female	3	7	0	0	10	0	0	0	0	10
Juvenile Male			13	1	0	0	14	1	0	3	4	18	
<b>Total</b>			<b>99</b>	<b>9</b>	<b>0</b>	<b>0</b>	<b>108</b>	<b>29</b>	<b>62</b>	<b>99</b>	<b>190</b>	<b>298</b>	
Follansbee PD		Adult Female	6	0	0	0	6	1	3	2	6	12	
		Adult Male	7	0	0	0	7	2	4	9	15	22	
		Juvenile Male	2	0	0	0	2	0	0	0	0	2	
		<b>Total</b>	<b>15</b>	<b>0</b>	<b>0</b>	<b>0</b>	<b>15</b>	<b>3</b>	<b>7</b>	<b>11</b>	<b>21</b>	<b>36</b>	

			Crimes Against Persons					Crimes Against Property				Total
			Assault Offenses	Forcible Sex Offenses	Murder	Other Crimes Against Persons	Total	Burglary/B&E	Larceny	Other Crimes Against Property	Total	
<b><u>Brooke County</u></b>	Wellsburg SP	Adult Female	12	0	0	0	12	1	4	5	10	22
		Adult Male	9	0	0	0	9	1	3	7	11	20
		Juvenile Female	3	5	0	0	8	0	0	0	0	8
		Juvenile Male	2	1	0	0	3	0	0	0	0	3
		<b>Total</b>	<b>26</b>	<b>6</b>	<b>0</b>	<b>0</b>	<b>32</b>	<b>2</b>	<b>7</b>	<b>12</b>	<b>21</b>	<b>53</b>
	<b>Total</b>	<b>140</b>	<b>15</b>	<b>0</b>	<b>0</b>	<b>155</b>	<b>34</b>	<b>76</b>	<b>122</b>	<b>232</b>	<b>387</b>	
<b><u>CABELL County</u></b>	Barboursville PD	Adult Female	22	0	0	0	22	5	34	28	67	89
		Adult Male	23	0	0	0	23	10	37	38	85	108
		Juvenile Female	5	0	0	0	5	0	3	2	5	10
		Juvenile Male	6	0	0	0	6	0	2	2	4	10
		<b>Total</b>	<b>56</b>	<b>0</b>	<b>0</b>	<b>0</b>	<b>56</b>	<b>15</b>	<b>76</b>	<b>70</b>	<b>161</b>	<b>217</b>
	Cabell CO SO		1	0	0	0	1	0	0	0	0	1
		Adult Female	68	1	0	1	70	47	110	105	262	332
		Adult Male	47	0	0	0	47	61	115	112	288	335
		Juvenile Female	6	2	0	1	9	1	7	2	10	19
		Juvenile Male	12	0	0	0	12	0	4	2	6	18
		<b>Total</b>	<b>134</b>	<b>3</b>	<b>0</b>	<b>2</b>	<b>139</b>	<b>109</b>	<b>236</b>	<b>221</b>	<b>566</b>	<b>705</b>
	Huntington PD		1	0	0	0	1	0	1	0	1	2
		Adult Female	557	38	3	4	602	380	950	540	1,870	2,472
Adult Male		399	4	6	3	412	423	901	609	1,933	2,345	

			Crimes Against Persons					Crimes Against Property				Total
			Assault Offenses	Forcible Sex Offenses	Murder	Other Crimes Against Persons	Total	Burglary/ B&E	Larceny	Other Crimes Against Property	Total	
<b><u>CABELL</u></b> <b><u>County</u></b>	Huntington PD	Juvenile Female	60	28	1	9	98	2	17	12	31	<b>129</b>
		Juvenile Male	68	2	1	2	73	0	20	5	25	<b>98</b>
		<b>Total</b>	<b>1,085</b>	<b>72</b>	<b>11</b>	<b>18</b>	<b>1,186</b>	<b>805</b>	<b>1,889</b>	<b>1,166</b>	<b>3,860</b>	<b>5,046</b>
	Huntington SP	Adult Female	149	1	0	0	150	31	153	116	300	<b>450</b>
		Adult Male	88	1	0	0	89	57	190	117	364	<b>453</b>
		Juvenile Female	12	3	0	1	16	0	1	0	1	<b>17</b>
		Juvenile Male	8	2	0	0	10	0	2	0	2	<b>12</b>
		<b>Total</b>	<b>257</b>	<b>7</b>	<b>0</b>	<b>1</b>	<b>265</b>	<b>88</b>	<b>346</b>	<b>233</b>	<b>667</b>	<b>932</b>
	Marshall Univ Police	Adult Female	27	1	0	1	29	3	43	14	60	<b>89</b>
		Adult Male	16	0	0	0	16	2	53	19	74	<b>90</b>
		Juvenile Female	1	0	0	0	1	0	1	0	1	<b>2</b>
		Juvenile Male	2	0	0	0	2	0	0	2	2	<b>4</b>
		<b>Total</b>	<b>46</b>	<b>1</b>	<b>0</b>	<b>1</b>	<b>48</b>	<b>5</b>	<b>97</b>	<b>35</b>	<b>137</b>	<b>185</b>
	Milton PD	Adult Female	8	0	0	0	8	0	9	1	10	<b>18</b>
		Adult Male	8	0	0	0	8	4	7	1	12	<b>20</b>
		Juvenile Male	2	0	0	0	2	1	0	1	2	<b>4</b>
		<b>Total</b>	<b>18</b>	<b>0</b>	<b>0</b>	<b>0</b>	<b>18</b>	<b>5</b>	<b>16</b>	<b>3</b>	<b>24</b>	<b>42</b>
<b>Total</b>			<b>1,596</b>	<b>83</b>	<b>11</b>	<b>22</b>	<b>1,712</b>	<b>1,027</b>	<b>2,660</b>	<b>1,728</b>	<b>5,415</b>	<b>7,127</b>
<b><u>Calhoun</u></b> <b><u>County</u></b>	Grantsville SP	Adult Female	13	0	0	1	14	11	7	12	30	<b>44</b>
		Adult Male	11	0	0	0	11	19	7	17	43	<b>54</b>

			Crimes Against Persons					Crimes Against Property				Total
			Assault Offenses	Forcible Sex Offenses	Murder	Other Crimes Against Persons	Total	Burglary/B&E	Larceny	Other Crimes Against Property	Total	
<u>Calhoun County</u>	Grantsville SP	Juvenile Female	0	2	0	1	3	0	0	0	0	3
		Juvenile Male	1	2	0	0	3	0	1	0	1	4
		<b>Total</b>	<b>25</b>	<b>4</b>	<b>0</b>	<b>2</b>	<b>31</b>	<b>30</b>	<b>15</b>	<b>29</b>	<b>74</b>	<b>105</b>
	<b>Total</b>		<b>25</b>	<b>4</b>	<b>0</b>	<b>2</b>	<b>31</b>	<b>30</b>	<b>15</b>	<b>29</b>	<b>74</b>	<b>105</b>
<u>Clay County</u>	Clay SP	Adult Female	38	2	2	1	43	10	14	22	46	89
		Adult Male	18	0	0	1	19	18	11	19	48	67
		Juvenile Female	1	2	0	0	3	0	0	0	0	3
		Juvenile Male	3	0	0	0	3	0	1	0	1	4
		<b>Total</b>	<b>60</b>	<b>4</b>	<b>2</b>	<b>2</b>	<b>68</b>	<b>28</b>	<b>26</b>	<b>41</b>	<b>95</b>	<b>163</b>
	<b>Total</b>		<b>60</b>	<b>4</b>	<b>2</b>	<b>2</b>	<b>68</b>	<b>28</b>	<b>26</b>	<b>41</b>	<b>95</b>	<b>163</b>
<u>Doddridge County</u>	West Union PD	Adult Female	0	0	0	0	0	1	4	1	6	6
		Adult Male	1	0	0	0	1	1	4	3	8	9
		Juvenile Female	0	0	0	0	0	0	1	0	1	1
		<b>Total</b>	<b>1</b>	<b>0</b>	<b>0</b>	<b>0</b>	<b>1</b>	<b>2</b>	<b>9</b>	<b>4</b>	<b>15</b>	<b>16</b>
	West Union SP	Adult Female	11	1	0	0	12	1	3	6	10	22
		Adult Male	14	0	0	1	15	4	11	5	20	35
		Juvenile Female	0	3	0	0	3	0	0	0	0	3
		Juvenile Male	3	0	0	0	3	0	0	0	0	3
		<b>Total</b>	<b>28</b>	<b>4</b>	<b>0</b>	<b>1</b>	<b>33</b>	<b>5</b>	<b>14</b>	<b>11</b>	<b>30</b>	<b>63</b>
	<b>Total</b>		<b>29</b>	<b>4</b>	<b>0</b>	<b>1</b>	<b>34</b>	<b>7</b>	<b>23</b>	<b>15</b>	<b>45</b>	<b>79</b>

			Crimes Against Persons					Crimes Against Property				Total
			Assault Offenses	Forcible Sex Offenses	Murder	Other Crimes Against Persons	Total	Burglary/ B&E	Larceny	Other Crimes Against Property	Total	
<b><u>Fayette County</u></b>	Ansted PD	Adult Female	3	0	0	0	3	1	5	3	9	12
		Adult Male	3	0	0	0	3	1	3	2	6	9
		<b>Total</b>	<b>6</b>	<b>0</b>	<b>0</b>	<b>0</b>	<b>6</b>	<b>2</b>	<b>8</b>	<b>5</b>	<b>15</b>	<b>21</b>
	Fayette Co SO	Adult Female	79	5	0	2	86	30	42	60	132	218
		Adult Male	62	0	0	0	62	56	59	66	181	243
		Juvenile Female	14	14	0	3	31	0	0	0	0	31
		Juvenile Male	14	2	0	1	17	0	0	0	0	17
		<b>Total</b>	<b>169</b>	<b>21</b>	<b>0</b>	<b>6</b>	<b>196</b>	<b>86</b>	<b>101</b>	<b>126</b>	<b>313</b>	<b>509</b>
	Fayetteville PD	Adult Female	3	0	0	0	3	1	3	5	9	12
		Adult Male	1	0	0	0	1	1	7	5	13	14
		Juvenile Female	3	0	0	0	3	0	0	0	0	3
		Juvenile Male	2	0	0	0	2	0	0	0	0	2
		<b>Total</b>	<b>9</b>	<b>0</b>	<b>0</b>	<b>0</b>	<b>9</b>	<b>2</b>	<b>10</b>	<b>10</b>	<b>22</b>	<b>31</b>
	Gauley Bridge SP	Adult Female	16	1	0	0	17	5	13	11	29	46
		Adult Male	7	0	0	0	7	9	27	10	46	53
		Juvenile Male	2	0	0	0	2	0	0	0	0	2
		<b>Total</b>	<b>25</b>	<b>1</b>	<b>0</b>	<b>0</b>	<b>26</b>	<b>14</b>	<b>40</b>	<b>21</b>	<b>75</b>	<b>101</b>
	Montgomery PD	Adult Female	7	0	0	0	7	2	11	8	21	28
		Adult Male	4	0	0	0	4	3	11	10	24	28
		<b>Total</b>	<b>11</b>	<b>0</b>	<b>0</b>	<b>0</b>	<b>11</b>	<b>5</b>	<b>22</b>	<b>18</b>	<b>45</b>	<b>56</b>

			Crimes Against Persons					Crimes Against Property				Total	
			Assault Offenses	Forcible Sex Offenses	Murder	Other Crimes Against Persons	Total	Burglary/B&E	Larceny	Other Crimes Against Property	Total		
<u>Fayette County</u>	Oak Hill SP	Adult Female	23	0	0	0	23	12	39	25	76	99	
		Adult Male	19	0	1	0	20	14	45	35	94	114	
		Juvenile Female	0	1	0	0	1	0	1	0	1	2	
		Juvenile Male	3	0	0	0	3	1	0	0	1	4	
		<b>Total</b>	<b>45</b>	<b>1</b>	<b>1</b>	<b>0</b>	<b>47</b>	<b>27</b>	<b>85</b>	<b>60</b>	<b>172</b>	<b>219</b>	
	Smithers PD	Adult Female	6	0	0	0	6	2	6	6	14	20	
		Adult Male	12	0	0	0	12	0	10	7	17	29	
		Juvenile Female	4	0	0	0	4	0	0	0	0	4	
		Juvenile Male	1	0	0	0	1	0	0	1	1	2	
		<b>Total</b>	<b>23</b>	<b>0</b>	<b>0</b>	<b>0</b>	<b>23</b>	<b>2</b>	<b>16</b>	<b>14</b>	<b>32</b>	<b>55</b>	
	Turnpike - Fayette	Adult Female	0	0	0	0	0	0	0	2	2	2	
		Adult Male	0	0	0	0	0	0	0	1	1	1	
		<b>Total</b>	<b>0</b>	<b>0</b>	<b>0</b>	<b>0</b>	<b>0</b>	<b>0</b>	<b>0</b>	<b>3</b>	<b>3</b>	<b>3</b>	
	WVU Tech-Security		0	0	0	0	0	0	0	2	2	2	
		Adult Female	5	0	0	0	5	2	9	10	21	26	
		Adult Male	6	0	0	0	6	1	8	18	27	33	
		<b>Total</b>	<b>11</b>	<b>0</b>	<b>0</b>	<b>0</b>	<b>11</b>	<b>3</b>	<b>17</b>	<b>30</b>	<b>50</b>	<b>61</b>	
	<b>Total</b>			<b>299</b>	<b>23</b>	<b>1</b>	<b>6</b>	<b>329</b>	<b>141</b>	<b>299</b>	<b>287</b>	<b>727</b>	<b>1,056</b>
	<u>Gilmer County</u>	Gilmer Co SO	Adult Female	5	0	0	0	5	2	4	11	17	22
			Adult Male	5	0	0	0	5	6	14	8	28	33

			Crimes Against Persons					Crimes Against Property				Total	
			Assault Offenses	Forcible Sex Offenses	Murder	Other Crimes Against Persons	Total	Burglary/ B&E	Larceny	Other Crimes Against Property	Total		
<b><u>Gilmer County</u></b>	Gilmer Co SO	Juvenile Female	1	0	0	0	1	0	0	0	0	1	
		<b>Total</b>	<b>11</b>	<b>0</b>	<b>0</b>	<b>0</b>	<b>11</b>	<b>8</b>	<b>18</b>	<b>19</b>	<b>45</b>	<b>56</b>	
	Glenville PD	Adult Female	3	1	0	0	4	1	2	2	5	9	
		Adult Male	2	0	0	0	2	3	3	0	6	8	
		<b>Total</b>	<b>5</b>	<b>1</b>	<b>0</b>	<b>0</b>	<b>6</b>	<b>4</b>	<b>5</b>	<b>2</b>	<b>11</b>	<b>17</b>	
	Glenville SP	Adult Female	11	1	0	0	12	1	7	7	15	27	
		Adult Male	12	0	0	0	12	2	15	15	32	44	
		Juvenile Female	0	0	0	1	1	0	0	0	0	1	
		Juvenile Male	1	0	0	0	1	0	0	0	0	1	
		<b>Total</b>	<b>24</b>	<b>1</b>	<b>0</b>	<b>1</b>	<b>26</b>	<b>3</b>	<b>22</b>	<b>22</b>	<b>47</b>	<b>73</b>	
	Glenville State College	Adult Female	0	1	0	0	1	0	1	1	2	3	
		Adult Male	2	0	0	0	2	7	4	2	13	15	
		<b>Total</b>	<b>2</b>	<b>1</b>	<b>0</b>	<b>0</b>	<b>3</b>	<b>7</b>	<b>5</b>	<b>3</b>	<b>15</b>	<b>18</b>	
	<b>Total</b>			<b>42</b>	<b>3</b>	<b>0</b>	<b>1</b>	<b>46</b>	<b>22</b>	<b>50</b>	<b>46</b>	<b>118</b>	<b>164</b>
	<b><u>Grant County</u></b>	Grant Co SO	Adult Female	13	1	0	0	14	10	8	10	28	42
Adult Male			14	0	0	0	14	9	11	24	44	58	
Juvenile Female			0	1	0	3	4	0	1	0	1	5	
Juvenile Male			3	1	0	0	4	0	0	0	0	4	
<b>Total</b>			<b>30</b>	<b>3</b>	<b>0</b>	<b>3</b>	<b>36</b>	<b>19</b>	<b>20</b>	<b>34</b>	<b>73</b>	<b>109</b>	
Petersburg		Adult Female	9	0	0	0	9	3	7	10	20	29	

			Crimes Against Persons					Crimes Against Property				Total
			Assault Offenses	Forcible Sex Offenses	Murder	Other Crimes Against Persons	Total	Burglary/ B&E	Larceny	Other Crimes Against Property	Total	
<b><u>Grant County</u></b>	Petersburg SP	Adult Male	11	0	0	0	11	3	12	10	25	36
		Juvenile Female	4	2	0	0	6	0	0	0	0	6
		Juvenile Male	2	0	0	1	3	0	0	0	0	3
		<b>Total</b>	<b>26</b>	<b>2</b>	<b>0</b>	<b>1</b>	<b>29</b>	<b>6</b>	<b>19</b>	<b>20</b>	<b>45</b>	<b>74</b>
	<b>Total</b>	<b>56</b>	<b>5</b>	<b>0</b>	<b>4</b>	<b>65</b>	<b>25</b>	<b>39</b>	<b>54</b>	<b>118</b>	<b>183</b>	
<b><u>Greenbrier County</u></b>	DNR - 4 - Greenbrier	Adult Male	0	0	0	0	0	0	0	1	1	1
		<b>Total</b>	<b>0</b>	<b>0</b>	<b>0</b>	<b>0</b>	<b>0</b>	<b>0</b>	<b>0</b>	<b>1</b>	<b>1</b>	<b>1</b>
	Greenbrier Co SO	Adult Female	36	1	0	1	38	4	17	18	39	77
		Adult Male	30	0	0	0	30	9	14	13	36	66
		Juvenile Female	4	3	0	0	7	0	0	0	0	7
		Juvenile Male	5	0	0	0	5	0	0	0	0	5
		<b>Total</b>	<b>75</b>	<b>4</b>	<b>0</b>	<b>1</b>	<b>80</b>	<b>13</b>	<b>31</b>	<b>31</b>	<b>75</b>	<b>155</b>
	Lewisburg PD	Adult Female	6	3	0	0	9	1	20	1	22	31
		Adult Male	8	0	0	0	8	2	15	4	21	29
		Juvenile Female	0	2	0	0	2	0	0	0	0	2
		<b>Total</b>	<b>14</b>	<b>5</b>	<b>0</b>	<b>0</b>	<b>19</b>	<b>3</b>	<b>35</b>	<b>5</b>	<b>43</b>	<b>62</b>
	Lewisburg SP	Adult Female	22	1	0	0	23	6	25	20	51	74
		Adult Male	11	1	0	0	12	10	35	22	67	79
Juvenile Female		2	3	0	2	7	0	0	1	1	8	
Juvenile Male		1	0	0	0	1	0	0	2	2	3	



		Crimes Against Persons					Crimes Against Property				Total	
		Assault Offenses	Forcible Sex Offenses	Murder	Other Crimes Against Persons	Total	Burglary/ B&E	Larceny	Other Crimes Against Property	Total		
<b><u>Greenbrier County</u></b>	Lewisburg PD	<b>Total</b>	<b>36</b>	<b>5</b>	<b>0</b>	<b>2</b>	<b>43</b>	<b>16</b>	<b>60</b>	<b>45</b>	<b>121</b>	<b>164</b>
	Rainelle SP	Adult Female	12	0	0	1	13	6	14	9	29	<b>42</b>
		Adult Male	7	0	0	0	7	5	22	16	43	<b>50</b>
		Juvenile Female	2	1	0	1	4	0	0	0	0	<b>4</b>
		Juvenile Male	3	0	0	0	3	0	0	0	0	<b>3</b>
		<b>Total</b>	<b>24</b>	<b>1</b>	<b>0</b>	<b>2</b>	<b>27</b>	<b>11</b>	<b>36</b>	<b>25</b>	<b>72</b>	<b>99</b>
	Ronceverte PD	Adult Female	7	0	0	0	7	0	5	3	8	<b>15</b>
		Adult Male	10	0	0	0	10	3	3	4	10	<b>20</b>
		Juvenile Female	0	2	0	0	2	0	0	0	0	<b>2</b>
		Juvenile Male	2	0	0	0	2	0	1	0	1	<b>3</b>
		<b>Total</b>	<b>19</b>	<b>2</b>	<b>0</b>	<b>0</b>	<b>21</b>	<b>3</b>	<b>9</b>	<b>7</b>	<b>19</b>	<b>40</b>
	White Sulphur Springs PD	Adult Female	9	0	0	0	9	1	1	1	3	<b>12</b>
		Adult Male	11	0	0	0	11	0	0	1	1	<b>12</b>
		Juvenile Male	1	0	0	0	1	0	0	0	0	<b>1</b>
		<b>Total</b>	<b>21</b>	<b>0</b>	<b>0</b>	<b>0</b>	<b>21</b>	<b>1</b>	<b>1</b>	<b>2</b>	<b>4</b>	<b>25</b>
	<b>Total</b>		<b>189</b>	<b>17</b>	<b>0</b>	<b>5</b>	<b>211</b>	<b>47</b>	<b>172</b>	<b>116</b>	<b>335</b>	<b>546</b>
<b><u>Hampshire County</u></b>	Capon Bridge PD	Adult Female	1	0	0	0	1	1	1	0	2	<b>3</b>
		Adult Male	1	0	0	0	1	0	0	1	1	<b>2</b>
		Juvenile Male	1	0	0	0	1	0	0	0	0	<b>1</b>
		<b>Total</b>	<b>3</b>	<b>0</b>	<b>0</b>	<b>0</b>	<b>3</b>	<b>1</b>	<b>1</b>	<b>1</b>	<b>3</b>	<b>6</b>

			Crimes Against Persons					Crimes Against Property				Total	
			Assault Offenses	Forcible Sex Offenses	Murder	Other Crimes Against Persons	Total	Burglary/ B&E	Larceny	Other Crimes Against Property	Total		
<u>Hampshire County</u>	Hampshire Co SO	Adult Female	33	4	0	1	38	9	23	21	53	91	
		Adult Male	55	0	0	0	55	12	39	35	86	141	
		Juvenile Female	5	1	0	0	6	0	0	0	0	6	
		Juvenile Male	3	0	0	0	3	0	1	0	1	4	
		<b>Total</b>	<b>96</b>	<b>5</b>	<b>0</b>	<b>1</b>	<b>102</b>	<b>21</b>	<b>63</b>	<b>56</b>	<b>140</b>	<b>242</b>	
	Romney PD	Adult Female	5	1	0	0	6	2	6	3	11	17	
		Adult Male	0	0	0	0	0	3	4	2	9	9	
		Juvenile Female	1	0	0	0	1	0	0	0	0	1	
		Juvenile Male	4	0	0	0	4	0	0	0	0	4	
		<b>Total</b>	<b>10</b>	<b>1</b>	<b>0</b>	<b>0</b>	<b>11</b>	<b>5</b>	<b>10</b>	<b>5</b>	<b>20</b>	<b>31</b>	
	Romney SP	Adult Female	80	1	0	1	82	17	34	40	91	173	
		Adult Male	69	0	1	1	71	39	68	57	164	235	
		Juvenile Female	13	12	0	2	27	0	5	1	6	33	
		Juvenile Male	14	0	0	0	14	0	1	1	2	16	
		<b>Total</b>	<b>176</b>	<b>13</b>	<b>1</b>	<b>4</b>	<b>194</b>	<b>56</b>	<b>108</b>	<b>99</b>	<b>263</b>	<b>457</b>	
	<b>Total</b>			<b>285</b>	<b>19</b>	<b>1</b>	<b>5</b>	<b>310</b>	<b>83</b>	<b>182</b>	<b>161</b>	<b>426</b>	<b>736</b>
	<u>Hancock County</u>	Chester PD	Adult Female	6	0	0	0	6	3	11	7	21	27
			Adult Male	8	0	0	0	8	4	12	6	22	30
			Juvenile Female	0	0	0	0	0	0	2	0	2	2
			Juvenile Male	2	0	0	0	2	0	0	1	1	3

		Crimes Against Persons					Crimes Against Property				Total	
		Assault Offenses	Forcible Sex Offenses	Murder	Other Crimes Against Persons	Total	Burglary/ B&E	Larceny	Other Crimes Against Property	Total		
<b><u>Hancock County</u></b>	Chester PD	<b>Total</b>	<b>16</b>	<b>0</b>	<b>0</b>	<b>0</b>	<b>16</b>	<b>7</b>	<b>25</b>	<b>14</b>	<b>46</b>	<b>62</b>
	FIRE MARSHAL - Hancock	Adult Male	0	0	0	0	0	0	0	3	3	3
		<b>Total</b>	<b>0</b>	<b>0</b>	<b>0</b>	<b>0</b>	<b>0</b>	<b>0</b>	<b>0</b>	<b>3</b>	<b>3</b>	<b>3</b>
	Hancock Co SO		1	0	0	0	1	0	0	0	0	1
		Adult Female	12	0	0	0	12	10	13	16	39	51
		Adult Male	14	0	0	0	14	17	21	7	45	59
		Juvenile Female	3	0	0	0	3	0	0	0	0	3
		Juvenile Male	3	0	0	0	3	0	0	0	0	3
		<b>Total</b>	<b>33</b>	<b>0</b>	<b>0</b>	<b>0</b>	<b>33</b>	<b>27</b>	<b>34</b>	<b>23</b>	<b>84</b>	<b>117</b>
	New Cumberland PD	Adult Female	4	0	0	0	4	0	1	0	1	5
		Adult Male	1	0	0	0	1	1	1	0	2	3
		Juvenile Female	1	0	0	0	1	0	0	0	0	1
		<b>Total</b>	<b>6</b>	<b>0</b>	<b>0</b>	<b>0</b>	<b>6</b>	<b>1</b>	<b>2</b>	<b>0</b>	<b>3</b>	<b>9</b>
	New Cumberland SP	Adult Female	9	0	0	0	9	2	11	9	22	31
		Adult Male	0	0	0	0	0	2	8	6	16	16
		Juvenile Male	1	0	0	0	1	0	0	0	0	1
		<b>Total</b>	<b>10</b>	<b>0</b>	<b>0</b>	<b>0</b>	<b>10</b>	<b>4</b>	<b>19</b>	<b>15</b>	<b>38</b>	<b>48</b>
	Weirton PD	Adult Female	81	0	0	0	81	1	92	66	159	240
		Adult Male	54	0	0	0	54	3	73	69	145	199
		Juvenile Female	10	0	0	0	10	0	5	1	6	16

			Crimes Against Persons					Crimes Against Property				Total
			Assault Offenses	Forcible Sex Offenses	Murder	Other Crimes Against Persons	Total	Burglary/ B&E	Larceny	Other Crimes Against Property	Total	
<u>Hancock County</u>	Weirton PD	Juvenile Male	13	0	0	0	13	0	1	1	2	15
		<b>Total</b>	<b>158</b>	<b>0</b>	<b>0</b>	<b>0</b>	<b>158</b>	<b>4</b>	<b>171</b>	<b>137</b>	<b>312</b>	<b>470</b>
	<b>Total</b>		<b>223</b>	<b>0</b>	<b>0</b>	<b>0</b>	<b>223</b>	<b>43</b>	<b>251</b>	<b>192</b>	<b>486</b>	<b>709</b>
<u>Hardy County</u>	Hardy Co SO	Adult Female	14	0	0	1	15	4	5	6	15	30
		Adult Male	9	0	0	0	9	1	4	4	9	18
		Juvenile Female	2	2	0	0	4	0	0	0	0	4
		Juvenile Male	2	0	0	0	2	0	0	0	0	2
		<b>Total</b>	<b>27</b>	<b>2</b>	<b>0</b>	<b>1</b>	<b>30</b>	<b>5</b>	<b>9</b>	<b>10</b>	<b>24</b>	<b>54</b>
	Moorefield PD	Adult Female	17	1	0	0	18	5	10	7	22	40
		Adult Male	14	0	0	0	14	5	8	7	20	34
		Juvenile Female	4	1	0	0	5	0	0	0	0	5
		Juvenile Male	5	0	0	0	5	0	1	1	2	7
		<b>Total</b>	<b>40</b>	<b>2</b>	<b>0</b>	<b>0</b>	<b>42</b>	<b>10</b>	<b>19</b>	<b>15</b>	<b>44</b>	<b>86</b>
	Moorefield SP	Adult Female	50	1	0	1	52	5	11	22	38	90
		Adult Male	19	0	0	0	19	16	32	28	76	95
		Juvenile Female	1	9	0	0	10	0	0	0	0	10
		Juvenile Male	4	4	0	0	8	1	1	1	3	11
		<b>Total</b>	<b>74</b>	<b>14</b>	<b>0</b>	<b>1</b>	<b>89</b>	<b>22</b>	<b>44</b>	<b>51</b>	<b>117</b>	<b>206</b>
<b>Total</b>		<b>141</b>	<b>18</b>	<b>0</b>	<b>2</b>	<b>161</b>	<b>37</b>	<b>72</b>	<b>76</b>	<b>185</b>	<b>346</b>	
<u>Harrison</u>	Bridgeport	Adult Female	34	2	0	1	37	9	34	34	77	114

			Crimes Against Persons					Crimes Against Property				Total
			Assault Offenses	Forcible Sex Offenses	Murder	Other Crimes Against Persons	Total	Burglary/ B&E	Larceny	Other Crimes Against Property	Total	
<b><u>Harrison County</u></b>	Bridgeport PD	Adult Male	26	0	0	0	26	5	30	33	68	<b>94</b>
		Juvenile Female	7	2	0	1	10	0	4	0	4	<b>14</b>
		Juvenile Male	6	1	0	0	7	0	3	2	5	<b>12</b>
		<b>Total</b>	<b>73</b>	<b>5</b>	<b>0</b>	<b>2</b>	<b>80</b>	<b>14</b>	<b>71</b>	<b>69</b>	<b>154</b>	<b>234</b>
	Bridgeport SP	Adult Female	52	3	0	0	55	11	55	28	94	<b>149</b>
		Adult Male	29	0	0	0	29	22	83	53	158	<b>187</b>
		Juvenile Female	10	10	0	0	20	0	0	2	2	<b>22</b>
		Juvenile Male	7	1	0	0	8	0	2	0	2	<b>10</b>
		<b>Total</b>	<b>98</b>	<b>14</b>	<b>0</b>	<b>0</b>	<b>112</b>	<b>33</b>	<b>140</b>	<b>83</b>	<b>256</b>	<b>368</b>
	Clarksburg PD	Adult Female	230	8	0	4	242	71	216	227	514	<b>756</b>
		Adult Male	183	4	1	5	193	82	208	259	549	<b>742</b>
		Juvenile Female	30	14	1	0	45	0	5	4	9	<b>54</b>
		Juvenile Male	52	2	2	5	61	2	4	6	12	<b>73</b>
		<b>Total</b>	<b>495</b>	<b>28</b>	<b>4</b>	<b>14</b>	<b>541</b>	<b>155</b>	<b>433</b>	<b>496</b>	<b>1,084</b>	<b>1,625</b>
	Harrison Co SO		0	0	0	0	0	0	0	1	1	<b>1</b>
		Adult Female	112	3	0	4	119	29	84	97	210	<b>329</b>
		Adult Male	82	0	3	0	85	53	126	99	278	<b>363</b>
		Juvenile Female	19	9	0	0	28	0	3	0	3	<b>31</b>
Juvenile Male		20	2	0	2	24	0	5	0	5	<b>29</b>	
<b>Total</b>		<b>233</b>	<b>14</b>	<b>3</b>	<b>6</b>	<b>256</b>	<b>82</b>	<b>218</b>	<b>197</b>	<b>497</b>	<b>753</b>	

			Crimes Against Persons					Crimes Against Property				Total	
			Assault Offenses	Forcible Sex Offenses	Murder	Other Crimes Against Persons	Total	Burglary/ B&E	Larceny	Other Crimes Against Property	Total		
<u>Harrison County</u>	Nutter Fort PD	Adult Female	13	0	0	0	13	3	4	2	9	22	
		Adult Male	6	0	0	0	6	1	5	1	7	13	
		Juvenile Female	1	0	0	0	1	0	0	0	0	1	
		Juvenile Male	1	0	0	0	1	0	0	0	0	1	
		<b>Total</b>	<b>21</b>	<b>0</b>	<b>0</b>	<b>0</b>	<b>21</b>	<b>4</b>	<b>9</b>	<b>3</b>	<b>16</b>	<b>37</b>	
	Shinnston PD	Adult Female	17	1	0	0	18	2	5	8	15	33	
		Adult Male	7	0	0	0	7	2	4	7	13	20	
		Juvenile Female	0	1	0	0	1	0	0	0	0	1	
		Juvenile Male	2	0	0	0	2	0	1	0	1	3	
		<b>Total</b>	<b>26</b>	<b>2</b>	<b>0</b>	<b>0</b>	<b>28</b>	<b>4</b>	<b>10</b>	<b>15</b>	<b>29</b>	<b>57</b>	
	Stonewood PD	Adult Female	5	0	0	0	5	0	0	0	0	5	
		Adult Male	2	0	0	0	2	1	6	0	7	9	
		Juvenile Female	2	0	0	0	2	0	0	0	0	2	
		Juvenile Male	0	0	0	0	0	1	0	0	1	1	
		<b>Total</b>	<b>9</b>	<b>0</b>	<b>0</b>	<b>0</b>	<b>9</b>	<b>2</b>	<b>6</b>	<b>0</b>	<b>8</b>	<b>17</b>	
	<b>Total</b>			<b>955</b>	<b>63</b>	<b>7</b>	<b>22</b>	<b>1,047</b>	<b>294</b>	<b>887</b>	<b>863</b>	<b>2,044</b>	<b>3,091</b>
	<u>Jackson County</u>	FIRE MARSHAL - Jackson	Adult Female	0	0	0	0	0	0	0	1	1	1
<b>Total</b>			<b>0</b>	<b>0</b>	<b>0</b>	<b>0</b>	<b>0</b>	<b>0</b>	<b>0</b>	<b>1</b>	<b>1</b>	<b>1</b>	
Jackson Co SO		Adult Female	60	1	0	0	61	6	8	8	22	83	
		Adult Male	29	0	0	0	29	8	22	14	44	73	

			Crimes Against Persons					Crimes Against Property					Total
			Assault Offenses	Forcible Sex Offenses	Murder	Other Crimes Against Persons	Total	Burglary/B&E	Larceny	Other Crimes Against Property	Total		
<u>Jackson County</u>	Jackson Co SO	Juvenile Female	9	0	0	1	10	0	0	0	0	10	
		Juvenile Male	2	2	0	0	4	0	0	0	0	4	
		<b>Total</b>	<b>100</b>	<b>3</b>	<b>0</b>	<b>1</b>	<b>104</b>	<b>14</b>	<b>30</b>	<b>22</b>	<b>66</b>	<b>170</b>	
	Ravenswood PD	Adult Female	19	0	1	0	20	1	7	2	10	30	
		Adult Male	10	0	0	0	10	4	8	4	16	26	
		Juvenile Female	1	0	0	1	2	0	1	0	1	3	
		Juvenile Male	2	0	0	0	2	0	0	0	0	2	
		<b>Total</b>	<b>32</b>	<b>0</b>	<b>1</b>	<b>1</b>	<b>34</b>	<b>5</b>	<b>16</b>	<b>6</b>	<b>27</b>	<b>61</b>	
	Ripley PD	Adult Female	28	0	0	0	28	2	26	22	50	78	
		Adult Male	23	0	0	0	23	2	25	9	36	59	
		Juvenile Female	2	1	0	4	7	0	1	0	1	8	
		Juvenile Male	5	1	0	0	6	0	1	0	1	7	
		<b>Total</b>	<b>58</b>	<b>2</b>	<b>0</b>	<b>4</b>	<b>64</b>	<b>4</b>	<b>53</b>	<b>31</b>	<b>88</b>	<b>152</b>	
	Ripley SP	Adult Female	23	0	0	0	23	0	7	22	29	52	
		Adult Male	22	0	0	0	22	9	29	25	63	85	
		Juvenile Female	2	4	0	0	6	0	1	0	1	7	
		Juvenile Male	1	1	0	0	2	0	0	0	0	2	
		<b>Total</b>	<b>48</b>	<b>5</b>	<b>0</b>	<b>0</b>	<b>53</b>	<b>9</b>	<b>37</b>	<b>47</b>	<b>93</b>	<b>146</b>	
	<b>Total</b>			<b>238</b>	<b>10</b>	<b>1</b>	<b>6</b>	<b>255</b>	<b>32</b>	<b>136</b>	<b>107</b>	<b>275</b>	<b>530</b>
	<u>Jefferson</u>	Charles		0	0	0	0	0	0	1	1	1	

			Crimes Against Persons					Crimes Against Property				Total
			Assault Offenses	Forcible Sex Offenses	Murder	Other Crimes Against Persons	Total	Burglary/ B&E	Larceny	Other Crimes Against Property	Total	
<u>Jefferson County</u>	Charles Town PD	Adult Female	18	1	0	1	20	3	17	20	40	60
		Adult Male	10	0	0	0	10	0	23	20	43	53
		Juvenile Female	3	1	0	0	4	0	1	0	1	5
		Juvenile Male	9	1	0	2	12	0	2	0	2	14
		<b>Total</b>	<b>40</b>	<b>3</b>	<b>0</b>	<b>3</b>	<b>46</b>	<b>3</b>	<b>43</b>	<b>41</b>	<b>87</b>	<b>133</b>
	Harpers Ferry PD	Adult Female	7	0	0	0	7	0	0	4	4	11
		Adult Male	3	0	0	0	3	0	1	1	2	5
		Juvenile Male	1	0	0	0	1	0	0	0	0	1
		<b>Total</b>	<b>11</b>	<b>0</b>	<b>0</b>	<b>0</b>	<b>11</b>	<b>0</b>	<b>1</b>	<b>5</b>	<b>6</b>	<b>17</b>
	Jefferson Co SO	Adult Female	75	3	0	0	78	31	62	53	146	224
		Adult Male	42	0	0	0	42	51	77	66	194	236
		Juvenile Female	11	3	0	1	15	0	0	1	1	16
		Juvenile Male	11	0	0	0	11	0	1	1	2	13
		<b>Total</b>	<b>139</b>	<b>6</b>	<b>0</b>	<b>1</b>	<b>146</b>	<b>82</b>	<b>140</b>	<b>121</b>	<b>343</b>	<b>489</b>
	Kearneysville SP	Adult Female	56	3	0	2	61	40	70	88	198	259
		Adult Male	42	0	0	0	42	49	91	79	219	261
		Juvenile Female	7	4	0	2	13	0	0	0	0	13
		Juvenile Male	14	3	0	0	17	1	3	1	5	22
		<b>Total</b>	<b>119</b>	<b>10</b>	<b>0</b>	<b>4</b>	<b>133</b>	<b>90</b>	<b>164</b>	<b>168</b>	<b>422</b>	<b>555</b>
	Ranson PD	Adult Female	23	0	0	0	23	2	3	6	11	34



			Crimes Against Persons					Crimes Against Property				Total	
			Assault Offenses	Forcible Sex Offenses	Murder	Other Crimes Against Persons	Total	Burglary/B&E	Larceny	Other Crimes Against Property	Total		
<u>Jefferson County</u>	Ranson PD	Adult Male	14	0	0	0	14	0	3	4	7	21	
		Juvenile Female	1	2	0	1	4	0	0	0	0	4	
		Juvenile Male	3	0	0	0	3	0	0	0	0	3	
		<b>Total</b>	<b>41</b>	<b>2</b>	<b>0</b>	<b>1</b>	<b>44</b>	<b>2</b>	<b>6</b>	<b>10</b>	<b>18</b>	<b>62</b>	
	Shepherd College	Adult Female	2	0	0	0	2	0	6	5	11	13	
		Adult Male	3	0	0	0	3	0	12	11	23	26	
		<b>Total</b>	<b>5</b>	<b>0</b>	<b>0</b>	<b>0</b>	<b>5</b>	<b>0</b>	<b>18</b>	<b>16</b>	<b>34</b>	<b>39</b>	
	<b>Total</b>			<b>355</b>	<b>21</b>	<b>0</b>	<b>9</b>	<b>385</b>	<b>177</b>	<b>372</b>	<b>361</b>	<b>910</b>	<b>1,295</b>
	<u>Kanawha County</u>	BCI - SO Charleston	Adult Female	0	0	0	0	0	1	0	1	2	2
			<b>Total</b>	<b>0</b>	<b>0</b>	<b>0</b>	<b>0</b>	<b>0</b>	<b>1</b>	<b>0</b>	<b>1</b>	<b>2</b>	<b>2</b>
Charleston PD			1	0	0	0	1	0	2	1	3	4	
		Adult Female	938	44	2	13	997	327	1,187	714	2,228	3,225	
		Adult Male	634	2	5	5	646	329	1,038	669	2,036	2,682	
		Juvenile Female	117	20	1	10	148	1	16	9	26	174	
		Juvenile Male	107	5	2	2	116	4	21	27	52	168	
		<b>Total</b>	<b>1,797</b>	<b>71</b>	<b>10</b>	<b>30</b>	<b>1,908</b>	<b>661</b>	<b>2,264</b>	<b>1,420</b>	<b>4,345</b>	<b>6,253</b>	
Chesapeake PD		Adult Female	6	0	0	0	6	1	2	0	3	9	
		Adult Male	0	0	0	0	0	0	2	0	2	2	
		Juvenile Female	1	0	0	0	1	0	0	0	0	1	
		Juvenile Male	1	0	0	0	1	0	0	0	0	1	

		Crimes Against Persons					Crimes Against Property				Total	
		Assault Offenses	Forcible Sex Offenses	Murder	Other Crimes Against Persons	Total	Burglary/ B&E	Larceny	Other Crimes Against Property	Total		
<b><u>Kanawha County</u></b>	Chesapeake PD	<b>Total</b>	<b>8</b>	<b>0</b>	<b>0</b>	<b>0</b>	<b>8</b>	<b>1</b>	<b>4</b>	<b>0</b>	<b>5</b>	<b>13</b>
	Dunbar PD	Adult Female	108	3	1	0	112	34	98	77	209	<b>321</b>
		Adult Male	93	0	0	0	93	39	97	78	214	<b>307</b>
		Juvenile Female	16	0	0	0	16	0	2	1	3	<b>19</b>
		Juvenile Male	8	0	0	0	8	1	2	1	4	<b>12</b>
		<b>Total</b>	<b>225</b>	<b>3</b>	<b>1</b>	<b>0</b>	<b>229</b>	<b>74</b>	<b>199</b>	<b>157</b>	<b>430</b>	<b>659</b>
	East Bank PD	Adult Female	0	0	0	0	0	0	2	0	2	<b>2</b>
		Adult Male	0	0	0	0	0	1	1	0	2	<b>2</b>
		<b>Total</b>	<b>0</b>	<b>0</b>	<b>0</b>	<b>0</b>	<b>0</b>	<b>1</b>	<b>3</b>	<b>0</b>	<b>4</b>	<b>4</b>
	Glasgow PD	Adult Male	0	0	0	0	0	1	1	1	3	<b>3</b>
		Juvenile Female	0	1	0	0	1	0	0	0	0	<b>1</b>
		Juvenile Male	1	0	0	0	1	0	0	0	0	<b>1</b>
		<b>Total</b>	<b>1</b>	<b>1</b>	<b>0</b>	<b>0</b>	<b>2</b>	<b>1</b>	<b>1</b>	<b>1</b>	<b>3</b>	<b>5</b>
	Kanawha Co Parks	Adult Female	0	0	0	0	0	1	1	0	2	<b>2</b>
		Adult Male	0	0	0	0	0	1	0	0	1	<b>1</b>
		<b>Total</b>	<b>0</b>	<b>0</b>	<b>0</b>	<b>0</b>	<b>0</b>	<b>2</b>	<b>1</b>	<b>0</b>	<b>3</b>	<b>3</b>
	Kanawha Co SO		0	0	0	0	0	0	2	1	3	<b>3</b>
		Adult Female	1,090	21	6	3	1,120	229	436	417	1,082	<b>2,202</b>
		Adult Male	560	1	2	1	564	335	526	476	1,337	<b>1,901</b>
		Juvenile Female	104	38	0	2	144	2	9	6	17	<b>161</b>

			Crimes Against Persons					Crimes Against Property				Total
			Assault Offenses	Forcible Sex Offenses	Murder	Other Crimes Against Persons	Total	Burglary/ B&E	Larceny	Other Crimes Against Property	Total	
<b><u>Kanawha County</u></b>	Kanawha Co SO	Juvenile Male	98	11	0	0	109	3	9	9	21	<b>130</b>
		<b>Total</b>	<b>1,852</b>	<b>71</b>	<b>8</b>	<b>6</b>	<b>1,937</b>	<b>569</b>	<b>982</b>	<b>909</b>	<b>2,460</b>	<b>4,397</b>
	Marmet PD	Adult Male	0	0	0	0	0	0	1	0	1	<b>1</b>
		<b>Total</b>	<b>0</b>	<b>0</b>	<b>0</b>	<b>0</b>	<b>0</b>	<b>0</b>	<b>1</b>	<b>0</b>	<b>1</b>	<b>1</b>
	Nitro PD		2	0	0	0	2	1	0	1	2	<b>4</b>
		Adult Female	97	2	0	1	100	32	69	60	161	<b>261</b>
		Adult Male	50	0	0	0	50	34	82	71	187	<b>237</b>
		Juvenile Female	14	5	0	0	19	0	0	2	2	<b>21</b>
		Juvenile Male	16	0	0	0	16	0	4	1	5	<b>21</b>
		<b>Total</b>	<b>179</b>	<b>7</b>	<b>0</b>	<b>1</b>	<b>187</b>	<b>67</b>	<b>155</b>	<b>135</b>	<b>357</b>	<b>544</b>
		Protective Services-Capitol		0	0	0	0	0	0	0	1	1
	Adult Female	0	0	0	0	0	0	0	2	2	<b>2</b>	
	Adult Male	0	0	0	0	0	1	2	4	7	<b>7</b>	
	Juvenile Male	1	0	0	0	1	0	0	0	0	<b>1</b>	
	<b>Total</b>	<b>1</b>	<b>0</b>	<b>0</b>	<b>0</b>	<b>1</b>	<b>1</b>	<b>2</b>	<b>7</b>	<b>10</b>	<b>11</b>	
	Quincy SP	Adult Female	70	2	0	0	72	30	85	54	169	<b>241</b>
		Adult Male	28	0	0	0	28	45	121	59	225	<b>253</b>
		Juvenile Female	6	0	0	4	10	0	1	2	3	<b>13</b>
		Juvenile Male	10	0	0	0	10	0	3	2	5	<b>15</b>
		<b>Total</b>	<b>114</b>	<b>2</b>	<b>0</b>	<b>4</b>	<b>120</b>	<b>75</b>	<b>210</b>	<b>117</b>	<b>402</b>	<b>522</b>

			Crimes Against Persons					Crimes Against Property				Total
			Assault Offenses	Forcible Sex Offenses	Murder	Other Crimes Against Persons	Total	Burglary/ B&E	Larceny	Other Crimes Against Property	Total	
<b><u>Kanawha County</u></b>	So Charleston SP		0	0	0	0	0	0	0	3	3	<b>3</b>
		Adult Female	159	4	1	0	164	39	113	124	276	<b>440</b>
		Adult Male	70	0	0	0	70	59	138	140	337	<b>407</b>
		Juvenile Female	7	1	0	2	10	1	0	2	3	<b>13</b>
		Juvenile Male	8	0	0	0	8	0	3	1	4	<b>12</b>
		<b>Total</b>	<b>244</b>	<b>5</b>	<b>1</b>	<b>2</b>	<b>252</b>	<b>99</b>	<b>254</b>	<b>270</b>	<b>623</b>	<b>875</b>
	South Charleston PD	Adult Female	127	7	1	0	135	39	173	175	387	<b>522</b>
		Adult Male	66	0	2	0	68	37	125	148	310	<b>378</b>
		Juvenile Female	11	4	0	0	15	0	4	3	7	<b>22</b>
		Juvenile Male	13	0	0	0	13	0	4	4	8	<b>21</b>
		<b>Total</b>	<b>217</b>	<b>11</b>	<b>3</b>	<b>0</b>	<b>231</b>	<b>76</b>	<b>306</b>	<b>330</b>	<b>712</b>	<b>943</b>
	St Albans PD	Adult Female	62	1	0	1	64	25	95	28	148	<b>212</b>
		Adult Male	41	0	0	0	41	37	109	13	159	<b>200</b>
		Juvenile Female	13	1	0	0	14	0	1	2	3	<b>17</b>
		Juvenile Male	10	1	0	0	11	0	3	0	3	<b>14</b>
		<b>Total</b>	<b>126</b>	<b>3</b>	<b>0</b>	<b>1</b>	<b>130</b>	<b>62</b>	<b>208</b>	<b>43</b>	<b>313</b>	<b>443</b>
	Turnpike - Kanawha	Adult Female	1	0	0	0	1	0	0	1	1	<b>2</b>
		Adult Male	1	0	0	0	1	0	0	2	2	<b>3</b>
		<b>Total</b>	<b>2</b>	<b>0</b>	<b>0</b>	<b>0</b>	<b>2</b>	<b>0</b>	<b>0</b>	<b>3</b>	<b>3</b>	<b>5</b>
	WVSC	Adult Female	22	1	0	0	23	1	20	10	31	<b>54</b>

			Crimes Against Persons					Crimes Against Property				Total
			Assault Offenses	Forcible Sex Offenses	Murder	Other Crimes Against Persons	Total	Burglary/B&E	Larceny	Other Crimes Against Property	Total	
<u><b>Kanawha County</b></u>	WVSC Security	Adult Male	16	0	0	0	16	7	27	7	41	57
		<b>Total</b>	<b>38</b>	<b>1</b>	<b>0</b>	<b>0</b>	<b>39</b>	<b>8</b>	<b>47</b>	<b>17</b>	<b>72</b>	<b>111</b>
	<b>Total</b>		<b>4,804</b>	<b>175</b>	<b>23</b>	<b>44</b>	<b>5,046</b>	<b>1,698</b>	<b>4,637</b>	<b>3,410</b>	<b>9,745</b>	<b>14,791</b>
<u><b>Lewis County</b></u>	Lewis Co SO	Adult Female	37	0	0	0	37	2	5	6	13	50
		Adult Male	12	0	0	0	12	1	8	11	20	32
		Juvenile Male	7	0	0	0	7	0	1	0	1	8
		<b>Total</b>	<b>56</b>	<b>0</b>	<b>0</b>	<b>0</b>	<b>56</b>	<b>3</b>	<b>14</b>	<b>17</b>	<b>34</b>	<b>90</b>
	Weston PD	Adult Female	14	0	0	0	14	0	0	2	2	16
		Adult Male	6	0	0	0	6	0	0	0	0	6
		Juvenile Female	4	1	0	0	5	0	0	0	0	5
		Juvenile Male	1	0	0	0	1	0	0	0	0	1
		<b>Total</b>	<b>25</b>	<b>1</b>	<b>0</b>	<b>0</b>	<b>26</b>	<b>0</b>	<b>0</b>	<b>2</b>	<b>2</b>	<b>28</b>
	Weston SP	Adult Female	43	1	0	0	44	0	22	47	69	113
		Adult Male	25	0	0	3	28	6	28	37	71	99
		Juvenile Female	3	6	0	1	10	0	0	0	0	10
		Juvenile Male	6	0	0	0	6	0	1	0	1	7
		<b>Total</b>	<b>77</b>	<b>7</b>	<b>0</b>	<b>4</b>	<b>88</b>	<b>6</b>	<b>51</b>	<b>84</b>	<b>141</b>	<b>229</b>
	<b>Total</b>		<b>158</b>	<b>8</b>	<b>0</b>	<b>4</b>	<b>170</b>	<b>9</b>	<b>65</b>	<b>103</b>	<b>177</b>	<b>347</b>
<u><b>Lincoln County</b></u>	Hamlin SP	Adult Female	164	4	0	0	168	36	111	93	240	408
		Adult Male	84	0	0	0	84	65	144	100	309	393

			Crimes Against Persons					Crimes Against Property				Total
			Assault Offenses	Forcible Sex Offenses	Murder	Other Crimes Against Persons	Total	Burglary/B&E	Larceny	Other Crimes Against Property	Total	
<u>Lincoln County</u>	Hamlin SP	Juvenile Female	16	9	0	3	28	0	3	0	3	31
		Juvenile Male	16	0	0	0	16	0	4	0	4	20
		<b>Total</b>	<b>280</b>	<b>13</b>	<b>0</b>	<b>3</b>	<b>296</b>	<b>101</b>	<b>262</b>	<b>193</b>	<b>556</b>	<b>852</b>
	<b>Total</b>	<b>280</b>	<b>13</b>	<b>0</b>	<b>3</b>	<b>296</b>	<b>101</b>	<b>262</b>	<b>193</b>	<b>556</b>	<b>852</b>	
<u>Logan County</u>	Chapmanville PD	Adult Female	17	1	0	0	18	3	18	22	43	61
		Adult Male	13	0	0	0	13	2	19	19	40	53
		Juvenile Female	4	1	0	0	5	0	1	1	2	7
		Juvenile Male	2	0	0	0	2	0	0	0	0	2
		<b>Total</b>	<b>36</b>	<b>2</b>	<b>0</b>	<b>0</b>	<b>38</b>	<b>5</b>	<b>38</b>	<b>42</b>	<b>85</b>	<b>123</b>
	Logan Co SO	Adult Female	59	0	1	0	60	6	10	5	21	81
		Adult Male	53	0	0	0	53	7	15	12	34	87
		Juvenile Female	4	0	0	0	4	0	0	0	0	4
		Juvenile Male	2	0	0	0	2	0	1	0	1	3
		<b>Total</b>	<b>118</b>	<b>0</b>	<b>1</b>	<b>0</b>	<b>119</b>	<b>13</b>	<b>26</b>	<b>17</b>	<b>56</b>	<b>175</b>
	Logan PD	Adult Female	22	0	0	0	22	11	20	30	61	83
		Adult Male	13	0	1	0	14	12	26	23	61	75
		Juvenile Female	5	0	0	0	5	1	0	2	3	8
Juvenile Male		3	0	0	0	3	0	0	0	0	3	
<b>Total</b>		<b>43</b>	<b>0</b>	<b>1</b>	<b>0</b>	<b>44</b>	<b>24</b>	<b>46</b>	<b>55</b>	<b>125</b>	<b>169</b>	
Logan SP	Adult Female	278	4	1	0	283	95	284	150	529	812	

			Crimes Against Persons					Crimes Against Property				Total
			Assault Offenses	Forcible Sex Offenses	Murder	Other Crimes Against Persons	Total	Burglary/ B&E	Larceny	Other Crimes Against Property	Total	
<u>Logan County</u>	Logan SP	Adult Male	174	3	1	0	178	131	388	191	710	888
		Juvenile Female	21	15	0	2	38	0	2	0	2	40
		Juvenile Male	19	2	0	0	21	0	2	1	3	24
		<b>Total</b>	<b>492</b>	<b>24</b>	<b>2</b>	<b>2</b>	<b>520</b>	<b>226</b>	<b>676</b>	<b>342</b>	<b>1,244</b>	<b>1,764</b>
	Man PD	Adult Female	0	0	0	0	0	0	1	0	1	1
		<b>Total</b>	<b>0</b>	<b>0</b>	<b>0</b>	<b>0</b>	<b>0</b>	<b>0</b>	<b>1</b>	<b>0</b>	<b>1</b>	<b>1</b>
	West Logan PD	Adult Female	2	0	0	0	2	0	4	0	4	6
		Adult Male	0	0	0	0	0	1	2	0	3	3
		<b>Total</b>	<b>2</b>	<b>0</b>	<b>0</b>	<b>0</b>	<b>2</b>	<b>1</b>	<b>6</b>	<b>0</b>	<b>7</b>	<b>9</b>
	<b>Total</b>			<b>691</b>	<b>26</b>	<b>4</b>	<b>2</b>	<b>723</b>	<b>269</b>	<b>793</b>	<b>456</b>	<b>1,518</b>
<u>Marion County</u>	Fairmont Campus Police		0	0	0	0	0	0	0	1	1	1
		Adult Female	6	0	0	0	6	5	16	21	42	48
		Adult Male	4	0	0	0	4	20	14	15	49	53
		Juvenile Female	0	0	0	0	0	0	1	0	1	1
		Juvenile Male	0	0	0	0	0	0	2	0	2	2
		<b>Total</b>	<b>10</b>	<b>0</b>	<b>0</b>	<b>0</b>	<b>10</b>	<b>25</b>	<b>33</b>	<b>37</b>	<b>95</b>	<b>105</b>
	Fairmont PD		1	0	0	0	1	1	2	3	6	7
		Adult Female	122	8	0	1	131	43	130	157	330	461
		Adult Male	81	0	0	0	81	56	116	160	332	413
		Juvenile Female	16	7	0	8	31	0	3	4	7	38

			Crimes Against Persons				Crimes Against Property				Total	
			Assault Offenses	Forcible Sex Offenses	Murder	Other Crimes Against Persons	Total	Burglary/ B&E	Larceny	Other Crimes Against Property		Total
<b><u>Marion County</u></b>	Fairmont PD	Juvenile Male	11	0	0	1	12	1	5	7	13	25
		<b>Total</b>	<b>231</b>	<b>15</b>	<b>0</b>	<b>10</b>	<b>256</b>	<b>101</b>	<b>256</b>	<b>331</b>	<b>688</b>	<b>944</b>
	Fairmont SP	Adult Female	38	2	0	0	40	8	34	34	76	116
		Adult Male	22	0	0	0	22	13	45	38	96	118
		Juvenile Female	3	5	0	0	8	0	0	0	0	8
		Juvenile Male	7	1	0	0	8	0	1	1	2	10
		<b>Total</b>	<b>70</b>	<b>8</b>	<b>0</b>	<b>0</b>	<b>78</b>	<b>21</b>	<b>80</b>	<b>73</b>	<b>174</b>	<b>252</b>
	Fairview PD	Adult Male	1	0	0	0	1	0	0	0	0	1
		<b>Total</b>	<b>1</b>	<b>0</b>	<b>0</b>	<b>0</b>	<b>1</b>	<b>0</b>	<b>0</b>	<b>0</b>	<b>0</b>	<b>1</b>
	Mannington PD	Adult Female	4	0	0	0	4	1	1	2	4	8
		Adult Male	3	0	0	0	3	1	0	0	1	4
		Juvenile Female	2	0	0	0	2	0	0	0	0	2
		Juvenile Male	1	0	0	0	1	0	1	0	1	2
		<b>Total</b>	<b>10</b>	<b>0</b>	<b>0</b>	<b>0</b>	<b>10</b>	<b>2</b>	<b>2</b>	<b>2</b>	<b>6</b>	<b>16</b>
	Marion Co SO		1	0	0	0	1	0	0	1	1	2
		Adult Female	144	3	0	0	147	22	41	68	131	278
		Adult Male	77	0	0	0	77	20	55	61	136	213
		Juvenile Female	9	2	0	3	14	1	1	0	2	16
		Juvenile Male	7	0	0	0	7	0	2	1	3	10
		<b>Total</b>	<b>238</b>	<b>5</b>	<b>0</b>	<b>3</b>	<b>246</b>	<b>43</b>	<b>99</b>	<b>131</b>	<b>273</b>	<b>519</b>



			Crimes Against Persons					Crimes Against Property				Total	
			Assault Offenses	Forcible Sex Offenses	Murder	Other Crimes Against Persons	Total	Burglary/ B&E	Larceny	Other Crimes Against Property	Total		
<u>Marion County</u>	Monongah PD	Adult Female	2	0	0	0	2	1	2	2	5	7	
		Adult Male	3	0	0	0	3	2	4	1	7	10	
		Juvenile Female	0	0	0	1	1	0	0	0	0	1	
		<b>Total</b>	<b>5</b>	<b>0</b>	<b>0</b>	<b>1</b>	<b>6</b>	<b>3</b>	<b>6</b>	<b>3</b>	<b>12</b>	<b>18</b>	
	Rivesville PD	Adult Female	1	0	0	0	1	0	0	0	0	1	
		Adult Male	1	0	0	0	1	0	0	0	0	1	
		<b>Total</b>	<b>2</b>	<b>0</b>	<b>0</b>	<b>0</b>	<b>2</b>	<b>0</b>	<b>0</b>	<b>0</b>	<b>0</b>	<b>2</b>	
	<b>Total</b>			<b>567</b>	<b>28</b>	<b>0</b>	<b>14</b>	<b>609</b>	<b>195</b>	<b>476</b>	<b>577</b>	<b>1,248</b>	<b>1,857</b>
	<u>Marshall County</u>	Benwood PD	Adult Female	6	0	0	0	6	0	0	1	1	7
			Adult Male	4	0	0	0	4	1	0	1	2	6
<b>Total</b>			<b>10</b>	<b>0</b>	<b>0</b>	<b>0</b>	<b>10</b>	<b>1</b>	<b>0</b>	<b>2</b>	<b>3</b>	<b>13</b>	
Cameron PD		Adult Female	4	0	0	0	4	0	2	3	5	9	
		Adult Male	5	0	0	0	5	0	6	4	10	15	
		Juvenile Male	1	0	0	0	1	0	0	0	0	1	
		<b>Total</b>	<b>10</b>	<b>0</b>	<b>0</b>	<b>0</b>	<b>10</b>	<b>0</b>	<b>8</b>	<b>7</b>	<b>15</b>	<b>25</b>	
Glen Dale PD		Adult Female	7	0	0	0	7	1	11	7	19	26	
		Adult Male	5	0	0	0	5	3	8	5	16	21	
		Juvenile Female	0	0	0	0	0	0	1	0	1	1	
		<b>Total</b>	<b>12</b>	<b>0</b>	<b>0</b>	<b>0</b>	<b>12</b>	<b>4</b>	<b>20</b>	<b>12</b>	<b>36</b>	<b>48</b>	
Marshall Co		Adult Female	79	1	0	0	80	15	34	43	92	172	

			Crimes Against Persons					Crimes Against Property				Total	
			Assault Offenses	Forcible Sex Offenses	Murder	Other Crimes Against Persons	Total	Burglary/ B&E	Larceny	Other Crimes Against Property	Total		
<b><u>Marshall County</u></b>	Marshall Co SO	Adult Male	59	0	0	0	59	17	81	53	151	<b>210</b>	
		Juvenile Female	25	2	0	0	27	0	1	0	1	<b>28</b>	
		Juvenile Male	10	1	0	1	12	0	4	0	4	<b>16</b>	
		<b>Total</b>	<b>173</b>	<b>4</b>	<b>0</b>	<b>1</b>	<b>178</b>	<b>32</b>	<b>120</b>	<b>96</b>	<b>248</b>	<b>426</b>	
	Mc Mechen PD	Adult Female	1	0	0	0	1	1	5	1	7	<b>8</b>	
		Adult Male	1	0	0	0	1	1	4	2	7	<b>8</b>	
		<b>Total</b>	<b>2</b>	<b>0</b>	<b>0</b>	<b>0</b>	<b>2</b>	<b>2</b>	<b>9</b>	<b>3</b>	<b>14</b>	<b>16</b>	
	Moundsville PD	Adult Female	51	4	0	0	55	30	85	58	173	<b>228</b>	
		Adult Male	23	0	1	0	24	30	70	48	148	<b>172</b>	
		Juvenile Female	11	0	0	0	11	0	2	1	3	<b>14</b>	
		Juvenile Male	15	3	0	1	19	0	1	1	2	<b>21</b>	
		<b>Total</b>	<b>100</b>	<b>7</b>	<b>1</b>	<b>1</b>	<b>109</b>	<b>60</b>	<b>158</b>	<b>108</b>	<b>326</b>	<b>435</b>	
	Moundsville SP	Adult Female	14	0	0	0	14	8	6	8	22	<b>36</b>	
		Adult Male	13	0	0	0	13	3	11	13	27	<b>40</b>	
		Juvenile Female	2	2	0	0	4	0	0	0	0	<b>4</b>	
		Juvenile Male	2	0	0	0	2	0	0	1	1	<b>3</b>	
		<b>Total</b>	<b>31</b>	<b>2</b>	<b>0</b>	<b>0</b>	<b>33</b>	<b>11</b>	<b>17</b>	<b>22</b>	<b>50</b>	<b>83</b>	
	<b>Total</b>			<b>338</b>	<b>13</b>	<b>1</b>	<b>2</b>	<b>354</b>	<b>110</b>	<b>332</b>	<b>250</b>	<b>692</b>	<b>1,046</b>
	<b><u>Mason County</u></b>	FIRE MARSHAL - Mason	Adult Male	0	0	0	0	0	0	0	1	1	<b>1</b>
			<b>Total</b>	<b>0</b>	<b>0</b>	<b>0</b>	<b>0</b>	<b>0</b>	<b>0</b>	<b>0</b>	<b>1</b>	<b>1</b>	<b>1</b>

			Crimes Against Persons					Crimes Against Property				Total
			Assault Offenses	Forcible Sex Offenses	Murder	Other Crimes Against Persons	Total	Burglary/ B&E	Larceny	Other Crimes Against Property	Total	
<b><u>Mason County</u></b>	Mason Co SO	Adult Female	60	0	0	0	60	6	8	37	51	111
		Adult Male	25	0	0	0	25	19	19	55	93	118
		Juvenile Female	6	1	0	1	8	0	0	0	0	8
		Juvenile Male	3	1	0	0	4	0	0	1	1	5
		<b>Total</b>	<b>94</b>	<b>2</b>	<b>0</b>	<b>1</b>	<b>97</b>	<b>25</b>	<b>27</b>	<b>93</b>	<b>145</b>	<b>242</b>
	New Haven PD	Adult Female	1	1	0	0	2	0	2	3	5	7
		Adult Male	1	0	0	0	1	2	1	0	3	4
		Juvenile Male	2	0	0	0	2	0	0	0	0	2
		<b>Total</b>	<b>4</b>	<b>1</b>	<b>0</b>	<b>0</b>	<b>5</b>	<b>2</b>	<b>3</b>	<b>3</b>	<b>8</b>	<b>13</b>
	Point Pleasant PD	Adult Female	72	0	0	0	72	28	63	55	146	218
		Adult Male	41	0	0	0	41	14	63	33	110	151
		Juvenile Female	4	0	0	1	5	0	1	0	1	6
		Juvenile Male	5	0	0	0	5	0	7	0	7	12
		<b>Total</b>	<b>122</b>	<b>0</b>	<b>0</b>	<b>1</b>	<b>123</b>	<b>42</b>	<b>134</b>	<b>88</b>	<b>264</b>	<b>387</b>
	Point Pleasant SP	Adult Female	20	0	0	0	20	12	20	14	46	66
		Adult Male	16	0	0	0	16	17	33	12	62	78
		Juvenile Female	2	2	0	0	4	0	0	0	0	4
		Juvenile Male	0	0	0	0	0	0	0	2	2	2
		<b>Total</b>	<b>38</b>	<b>2</b>	<b>0</b>	<b>0</b>	<b>40</b>	<b>29</b>	<b>53</b>	<b>28</b>	<b>110</b>	<b>150</b>
	<b>Total</b>			<b>258</b>	<b>5</b>	<b>0</b>	<b>2</b>	<b>265</b>	<b>98</b>	<b>217</b>	<b>213</b>	<b>528</b>

			Crimes Against Persons					Crimes Against Property				Total
			Assault Offenses	Forcible Sex Offenses	Murder	Other Crimes Against Persons	Total	Burglary/ B&E	Larceny	Other Crimes Against Property	Total	
<b><u>McDowell County</u></b>	FIRE MARSHAL - McDOWEL	Adult Female	0	0	0	0	0	0	0	2	2	2
		Adult Male	0	0	0	0	0	0	0	3	3	3
		<b>Total</b>	<b>0</b>	<b>0</b>	<b>0</b>	<b>0</b>	<b>0</b>	<b>0</b>	<b>0</b>	<b>5</b>	<b>5</b>	<b>5</b>
	Mc Dowell Co SO	Adult Female	104	0	0	0	104	12	29	27	68	172
		Adult Male	58	0	1	0	59	25	31	35	91	150
		Juvenile Female	5	0	0	1	6	0	0	0	0	6
		Juvenile Male	3	0	0	0	3	0	0	1	1	4
		<b>Total</b>	<b>170</b>	<b>0</b>	<b>1</b>	<b>1</b>	<b>172</b>	<b>37</b>	<b>60</b>	<b>63</b>	<b>160</b>	<b>332</b>
	North Fork PD	Juvenile Female	0	1	0	0	1	0	0	0	0	1
		<b>Total</b>	<b>0</b>	<b>1</b>	<b>0</b>	<b>0</b>	<b>1</b>	<b>0</b>	<b>0</b>	<b>0</b>	<b>0</b>	<b>1</b>
	Welch PD	Adult Female	60	0	0	0	60	9	33	29	71	131
		Adult Male	45	0	0	0	45	10	33	25	68	113
		Juvenile Female	5	0	0	0	5	0	0	0	0	5
		Juvenile Male	3	0	0	0	3	0	2	0	2	5
		<b>Total</b>	<b>113</b>	<b>0</b>	<b>0</b>	<b>0</b>	<b>113</b>	<b>19</b>	<b>68</b>	<b>54</b>	<b>141</b>	<b>254</b>
	Welch SP	Adult Female	21	0	0	0	21	6	6	8	20	41
		Adult Male	15	0	0	0	15	6	17	9	32	47
		Juvenile Female	3	1	0	0	4	0	0	0	0	4
		Juvenile Male	2	0	0	0	2	0	0	0	0	2
		<b>Total</b>	<b>41</b>	<b>1</b>	<b>0</b>	<b>0</b>	<b>42</b>	<b>12</b>	<b>23</b>	<b>17</b>	<b>52</b>	<b>94</b>

			Crimes Against Persons				Crimes Against Property				Total	
			Assault Offenses	Forcible Sex Offenses	Murder	Other Crimes Against Persons	Total	Burglary/ B&E	Larceny	Other Crimes Against Property		Total
<u>McDowell</u>	<b>Total</b>		<b>324</b>	<b>2</b>	<b>1</b>	<b>1</b>	<b>328</b>	<b>68</b>	<b>151</b>	<b>139</b>	<b>358</b>	<b>686</b>
<u>Mercer County</u>	Bluefield PD	Adult Female	94	0	0	1	95	40	79	80	199	<b>294</b>
		Adult Male	47	0	1	0	48	34	95	83	212	<b>260</b>
		Juvenile Female	10	1	0	0	11	2	0	3	5	<b>16</b>
		Juvenile Male	5	0	0	0	5	2	2	3	7	<b>12</b>
		<b>Total</b>	<b>156</b>	<b>1</b>	<b>1</b>	<b>1</b>	<b>159</b>	<b>78</b>	<b>176</b>	<b>169</b>	<b>423</b>	<b>582</b>
	Concord College Security	Adult Female	6	0	0	0	6	11	5	3	19	<b>25</b>
		Adult Male	0	0	0	0	0	5	7	0	12	<b>12</b>
		Juvenile Female	1	0	0	0	1	0	0	0	0	<b>1</b>
		Juvenile Male	0	0	0	0	0	1	0	0	1	<b>1</b>
		<b>Total</b>	<b>7</b>	<b>0</b>	<b>0</b>	<b>0</b>	<b>7</b>	<b>17</b>	<b>12</b>	<b>3</b>	<b>32</b>	<b>39</b>
	FIRE MARSHAL - MERCER	Adult Female	0	0	0	0	0	0	0	1	1	<b>1</b>
		Adult Male	0	0	0	0	0	0	0	1	1	<b>1</b>
		<b>Total</b>	<b>0</b>	<b>0</b>	<b>0</b>	<b>0</b>	<b>0</b>	<b>0</b>	<b>0</b>	<b>2</b>	<b>2</b>	<b>2</b>
	Matoaka PD	Adult Female	0	0	0	0	0	0	2	1	3	<b>3</b>
		Adult Male	2	0	0	0	2	0	0	0	0	<b>2</b>
		<b>Total</b>	<b>2</b>	<b>0</b>	<b>0</b>	<b>0</b>	<b>2</b>	<b>0</b>	<b>2</b>	<b>1</b>	<b>3</b>	<b>5</b>
	Mercer Co SO		2	0	0	0	2	3	0	5	8	<b>10</b>
		Adult Female	275	12	0	4	291	75	131	143	349	<b>640</b>
		Adult Male	185	0	2	1	188	97	129	163	389	<b>577</b>

		Crimes Against Persons					Crimes Against Property				Total	
		Assault Offenses	Forcible Sex Offenses	Murder	Other Crimes Against Persons	Total	Burglary/ B&E	Larceny	Other Crimes Against Property	Total		
<u><b>Mercer County</b></u>	Mercer Co SO	Juvenile Female	21	8	0	3	32	1	2	0	3	<b>35</b>
		Juvenile Male	14	1	0	1	16	0	3	2	5	<b>21</b>
		<b>Total</b>	<b>497</b>	<b>21</b>	<b>2</b>	<b>9</b>	<b>529</b>	<b>176</b>	<b>265</b>	<b>313</b>	<b>754</b>	<b>1,283</b>
	Princeton PD		5	0	0	0	5	1	2	4	7	<b>12</b>
		Adult Female	149	4	0	0	153	31	79	78	188	<b>341</b>
		Adult Male	107	0	1	0	108	36	79	95	210	<b>318</b>
		Juvenile Female	15	6	0	0	21	1	1	1	3	<b>24</b>
		Juvenile Male	30	0	0	1	31	1	8	3	12	<b>43</b>
		<b>Total</b>	<b>306</b>	<b>10</b>	<b>1</b>	<b>1</b>	<b>318</b>	<b>70</b>	<b>169</b>	<b>181</b>	<b>420</b>	<b>738</b>
	Princeton SP	Adult Female	133	4	0	2	139	39	106	76	221	<b>360</b>
		Adult Male	83	0	0	0	83	67	143	93	303	<b>386</b>
		Juvenile Female	11	9	0	3	23	0	1	0	1	<b>24</b>
		Juvenile Male	3	2	0	0	5	0	0	1	1	<b>6</b>
		<b>Total</b>	<b>230</b>	<b>15</b>	<b>0</b>	<b>5</b>	<b>250</b>	<b>106</b>	<b>250</b>	<b>170</b>	<b>526</b>	<b>776</b>
	Turnpike - Mercer	Adult Male	1	0	0	0	1	0	0	1	1	<b>2</b>
		Juvenile Male	0	0	0	0	0	0	0	1	1	<b>1</b>
		<b>Total</b>	<b>1</b>	<b>0</b>	<b>0</b>	<b>0</b>	<b>1</b>	<b>0</b>	<b>0</b>	<b>2</b>	<b>2</b>	<b>3</b>
<b>Total</b>		<b>1,199</b>	<b>47</b>	<b>4</b>	<b>16</b>	<b>1,266</b>	<b>447</b>	<b>874</b>	<b>841</b>	<b>2,162</b>	<b>3,428</b>	
<u><b>Mineral County</b></u>	FIRE MARSHAL - MINERAL	Adult Male	0	0	0	0	0	0	0	1	1	<b>1</b>
		<b>Total</b>	<b>0</b>	<b>0</b>	<b>0</b>	<b>0</b>	<b>0</b>	<b>0</b>	<b>0</b>	<b>1</b>	<b>1</b>	<b>1</b>

			Crimes Against Persons					Crimes Against Property				Total
			Assault Offenses	Forcible Sex Offenses	Murder	Other Crimes Against Persons	Total	Burglary/ B&E	Larceny	Other Crimes Against Property	Total	
<u>Mineral County</u>	Keyser PD	Adult Female	44	1	0	0	45	11	28	22	61	106
		Adult Male	49	0	0	0	49	7	41	32	80	129
		Juvenile Female	6	1	0	1	8	0	1	0	1	9
		Juvenile Male	15	1	0	0	16	0	6	3	9	25
		<b>Total</b>	<b>114</b>	<b>3</b>	<b>0</b>	<b>1</b>	<b>118</b>	<b>18</b>	<b>76</b>	<b>57</b>	<b>151</b>	<b>269</b>
	Keyser SP	Adult Female	64	3	0	0	67	16	41	41	98	165
		Adult Male	45	0	0	0	45	34	55	79	168	213
		Juvenile Female	10	2	0	0	12	0	1	1	2	14
		Juvenile Male	8	1	0	0	9	0	2	1	3	12
		<b>Total</b>	<b>127</b>	<b>6</b>	<b>0</b>	<b>0</b>	<b>133</b>	<b>50</b>	<b>99</b>	<b>122</b>	<b>271</b>	<b>404</b>
	Mineral Co SO	Adult Female	18	2	0	0	20	1	3	5	9	29
		Adult Male	13	0	0	0	13	2	4	13	19	32
		Juvenile Female	1	0	0	0	1	0	0	0	0	1
		Juvenile Male	5	0	0	0	5	0	0	0	0	5
		<b>Total</b>	<b>37</b>	<b>2</b>	<b>0</b>	<b>0</b>	<b>39</b>	<b>3</b>	<b>7</b>	<b>18</b>	<b>28</b>	<b>67</b>
	Potomac State College	Adult Female	1	0	0	0	1	2	0	2	4	5
		Adult Male	1	0	0	0	1	5	2	2	9	10
		<b>Total</b>	<b>2</b>	<b>0</b>	<b>0</b>	<b>0</b>	<b>2</b>	<b>7</b>	<b>2</b>	<b>4</b>	<b>13</b>	<b>15</b>
	<b>Total</b>			<b>280</b>	<b>11</b>	<b>0</b>	<b>1</b>	<b>292</b>	<b>78</b>	<b>184</b>	<b>202</b>	<b>464</b>
<u>Mingo</u>	Gilbert SP		0	0	0	0	0	2	0	2	2	

			Crimes Against Persons					Crimes Against Property				Total
			Assault Offenses	Forcible Sex Offenses	Murder	Other Crimes Against Persons	Total	Burglary/ B&E	Larceny	Other Crimes Against Property	Total	
<b><u>Mingo County</u></b>	Gilbert SP	Adult Female	24	0	0	0	24	7	27	6	40	<b>64</b>
		Adult Male	7	0	0	0	7	15	34	14	63	<b>70</b>
		Juvenile Female	1	1	0	0	2	0	2	0	2	<b>4</b>
		Juvenile Male	2	0	0	0	2	0	0	1	1	<b>3</b>
		<b>Total</b>	<b>34</b>	<b>1</b>	<b>0</b>	<b>0</b>	<b>35</b>	<b>22</b>	<b>65</b>	<b>21</b>	<b>108</b>	<b>143</b>
	Mingo Co SO	Adult Female	52	0	0	0	52	0	0	1	1	<b>53</b>
		Adult Male	9	0	0	0	9	0	0	0	0	<b>9</b>
		Juvenile Female	1	0	0	0	1	0	0	0	0	<b>1</b>
		Juvenile Male	3	0	0	0	3	0	0	0	0	<b>3</b>
		<b>Total</b>	<b>65</b>	<b>0</b>	<b>0</b>	<b>0</b>	<b>65</b>	<b>0</b>	<b>0</b>	<b>1</b>	<b>1</b>	<b>66</b>
	Williamson PD	Adult Female	25	0	0	0	25	7	18	21	46	<b>71</b>
		Adult Male	20	0	0	0	20	4	29	16	49	<b>69</b>
		Juvenile Female	0	1	0	0	1	0	0	0	0	<b>1</b>
		Juvenile Male	2	0	0	0	2	0	0	0	0	<b>2</b>
		<b>Total</b>	<b>47</b>	<b>1</b>	<b>0</b>	<b>0</b>	<b>48</b>	<b>11</b>	<b>47</b>	<b>37</b>	<b>95</b>	<b>143</b>
	Williamson SP	Adult Female	54	4	0	0	58	22	55	33	110	<b>168</b>
		Adult Male	36	1	0	0	37	26	72	27	125	<b>162</b>
		Juvenile Female	7	6	0	0	13	0	1	1	2	<b>15</b>
		Juvenile Male	5	2	0	0	7	0	1	2	3	<b>10</b>
		<b>Total</b>	<b>102</b>	<b>13</b>	<b>0</b>	<b>0</b>	<b>115</b>	<b>48</b>	<b>129</b>	<b>63</b>	<b>240</b>	<b>355</b>



			Crimes Against Persons				Crimes Against Property				Total	
			Assault Offenses	Forcible Sex Offenses	Murder	Other Crimes Against Persons	Total	Burglary/B&E	Larceny	Other Crimes Against Property		Total
<u>Mingo</u>	<b>Total</b>		<b>248</b>	<b>15</b>	<b>0</b>	<b>0</b>	<b>263</b>	<b>81</b>	<b>241</b>	<b>122</b>	<b>444</b>	<b>707</b>
<u>Monongalia County</u>	Granville PD	Adult Female	0	0	0	0	0	0	1	0	1	1
		<b>Total</b>	<b>0</b>	<b>0</b>	<b>0</b>	<b>0</b>	<b>0</b>	<b>0</b>	<b>1</b>	<b>0</b>	<b>1</b>	<b>1</b>
	Monongalia Co SO	Adult Female	160	4	0	0	164	31	80	93	204	368
		Adult Male	103	0	0	0	103	48	150	149	347	450
		Juvenile Female	20	9	0	2	31	0	2	2	4	35
		Juvenile Male	15	1	0	0	16	0	1	1	2	18
		<b>Total</b>	<b>298</b>	<b>14</b>	<b>0</b>	<b>2</b>	<b>314</b>	<b>79</b>	<b>233</b>	<b>245</b>	<b>557</b>	<b>871</b>
	Morgantown PD		0	0	0	0	0	0	1	1	2	2
		Adult Female	141	20	0	0	161	103	315	309	727	888
		Adult Male	180	1	0	0	181	168	317	438	923	1,104
		Juvenile Female	11	5	0	0	16	0	7	1	8	24
		Juvenile Male	12	0	0	0	12	2	8	4	14	26
		<b>Total</b>	<b>344</b>	<b>26</b>	<b>0</b>	<b>0</b>	<b>370</b>	<b>273</b>	<b>648</b>	<b>753</b>	<b>1,674</b>	<b>2,044</b>
	Morgantown SP		0	0	0	0	0	1	0	0	1	1
		Adult Female	129	2	1	0	132	44	114	119	277	409
		Adult Male	84	1	1	0	86	57	165	122	344	430
		Juvenile Female	13	9	0	2	24	0	1	5	6	30
		Juvenile Male	16	1	0	0	17	0	1	2	3	20
<b>Total</b>		<b>242</b>	<b>13</b>	<b>2</b>	<b>2</b>	<b>259</b>	<b>102</b>	<b>281</b>	<b>248</b>	<b>631</b>	<b>890</b>	

			Crimes Against Persons					Crimes Against Property				Total
			Assault Offenses	Forcible Sex Offenses	Murder	Other Crimes Against Persons	Total	Burglary/B&E	Larceny	Other Crimes Against Property	Total	
<b><u>Monongalia County</u></b>	West Virginia University		0	0	0	0	0	0	1	0	1	1
		Adult Female	21	2	0	0	23	23	68	41	132	155
		Adult Male	48	0	0	0	48	10	85	54	149	197
		Juvenile Female	1	0	0	0	1	0	1	0	1	2
		Juvenile Male	1	0	0	0	1	0	6	0	6	7
		<b>Total</b>	<b>71</b>	<b>2</b>	<b>0</b>	<b>0</b>	<b>73</b>	<b>33</b>	<b>161</b>	<b>95</b>	<b>289</b>	<b>362</b>
	Westover PD	Adult Female	22	0	0	0	22	4	23	16	43	65
		Adult Male	21	0	0	0	21	13	16	15	44	65
		Juvenile Female	3	0	0	0	3	0	0	0	0	3
		Juvenile Male	3	0	0	0	3	0	1	0	1	4
		<b>Total</b>	<b>49</b>	<b>0</b>	<b>0</b>	<b>0</b>	<b>49</b>	<b>17</b>	<b>40</b>	<b>31</b>	<b>88</b>	<b>137</b>
<b>Total</b>			<b>1,004</b>	<b>55</b>	<b>2</b>	<b>4</b>	<b>1,065</b>	<b>504</b>	<b>1,364</b>	<b>1,372</b>	<b>3,240</b>	<b>4,305</b>
<b><u>Monroe County</u></b>	Alderson PD	Adult Female	3	0	0	0	3	1	0	3	4	7
		Adult Male	2	0	0	0	2	0	0	0	0	2
		Juvenile Male	0	1	0	0	1	0	0	0	0	1
		<b>Total</b>	<b>5</b>	<b>1</b>	<b>0</b>	<b>0</b>	<b>6</b>	<b>1</b>	<b>0</b>	<b>3</b>	<b>4</b>	<b>10</b>
	Monroe Co SO	Adult Female	30	0	0	0	30	0	5	9	14	44
		Adult Male	21	0	0	0	21	3	14	5	22	43
		Juvenile Female	1	0	0	0	1	0	0	0	0	1
		Juvenile Male	2	0	0	0	2	0	0	0	0	2

			Crimes Against Persons					Crimes Against Property				Total
			Assault Offenses	Forcible Sex Offenses	Murder	Other Crimes Against Persons	Total	Burglary/ B&E	Larceny	Other Crimes Against Property	Total	
<b><u>Monroe County</u></b>	Monroe Co SO	<b>Total</b>	<b>54</b>	<b>0</b>	<b>0</b>	<b>0</b>	<b>54</b>	<b>3</b>	<b>19</b>	<b>14</b>	<b>36</b>	<b>90</b>
	Union SP	Adult Female	14	1	0	0	15	9	12	13	34	<b>49</b>
		Adult Male	7	0	0	0	7	10	23	20	53	<b>60</b>
		Juvenile Female	2	4	0	0	6	0	0	0	0	<b>6</b>
		Juvenile Male	4	2	0	0	6	0	0	0	0	<b>6</b>
		<b>Total</b>	<b>27</b>	<b>7</b>	<b>0</b>	<b>0</b>	<b>34</b>	<b>19</b>	<b>35</b>	<b>33</b>	<b>87</b>	<b>121</b>
	<b>Total</b>		<b>86</b>	<b>8</b>	<b>0</b>	<b>0</b>	<b>94</b>	<b>23</b>	<b>54</b>	<b>50</b>	<b>127</b>	<b>221</b>
<b><u>Morgan County</u></b>	Berkeley Springs SP	Adult Female	20	0	0	0	20	14	29	27	70	<b>90</b>
		Adult Male	6	0	0	0	6	28	33	24	85	<b>91</b>
		Juvenile Female	2	3	0	0	5	0	1	0	1	<b>6</b>
		Juvenile Male	4	0	0	0	4	0	0	2	2	<b>6</b>
		<b>Total</b>	<b>32</b>	<b>3</b>	<b>0</b>	<b>0</b>	<b>35</b>	<b>42</b>	<b>63</b>	<b>53</b>	<b>158</b>	<b>193</b>
	Morgan Co SO		0	0	0	0	0	0	1	0	1	<b>1</b>
		Adult Female	26	0	0	0	26	5	13	25	43	<b>69</b>
		Adult Male	14	0	0	0	14	8	17	14	39	<b>53</b>
		Juvenile Female	4	0	0	0	4	0	0	0	0	<b>4</b>
		Juvenile Male	0	0	0	0	0	0	0	1	1	<b>1</b>
		<b>Total</b>	<b>44</b>	<b>0</b>	<b>0</b>	<b>0</b>	<b>44</b>	<b>13</b>	<b>31</b>	<b>40</b>	<b>84</b>	<b>128</b>
	<b>Total</b>		<b>76</b>	<b>3</b>	<b>0</b>	<b>0</b>	<b>79</b>	<b>55</b>	<b>94</b>	<b>93</b>	<b>242</b>	<b>321</b>
	<b><u>Nicholas</u></b>	Central WV	Adult Female	0	2	0	0	2	0	0	0	0

		Crimes Against Persons					Crimes Against Property				Total	
		Assault Offenses	Forcible Sex Offenses	Murder	Other Crimes Against Persons	Total	Burglary/B&E	Larceny	Other Crimes Against Property	Total		
<b><u>Nicholas County</u></b>	Central WV	<b>Total</b>	<b>0</b>	<b>2</b>	<b>0</b>	<b>0</b>	<b>2</b>	<b>0</b>	<b>0</b>	<b>0</b>	<b>0</b>	<b>2</b>
	Nicholas Co SO	Adult Female	153	4	0	3	160	30	112	90	232	<b>392</b>
		Adult Male	130	0	0	4	134	62	147	100	309	<b>443</b>
		Juvenile Female	21	10	0	0	31	0	2	2	4	<b>35</b>
		Juvenile Male	27	0	0	1	28	0	1	0	1	<b>29</b>
		<b>Total</b>	<b>331</b>	<b>14</b>	<b>0</b>	<b>8</b>	<b>353</b>	<b>92</b>	<b>262</b>	<b>192</b>	<b>546</b>	<b>899</b>
	Richwood SP	Adult Female	3	0	0	0	3	4	7	8	19	<b>22</b>
		Adult Male	5	0	0	0	5	8	12	8	28	<b>33</b>
		Juvenile Female	0	1	0	0	1	0	0	0	0	<b>1</b>
		Juvenile Male	2	1	0	0	3	0	0	0	0	<b>3</b>
		<b>Total</b>	<b>10</b>	<b>2</b>	<b>0</b>	<b>0</b>	<b>12</b>	<b>12</b>	<b>19</b>	<b>16</b>	<b>47</b>	<b>59</b>
	Summersville PD	Adult Female	25	0	0	0	25	2	31	10	43	<b>68</b>
		Adult Male	20	0	0	0	20	2	22	20	44	<b>64</b>
		Juvenile Female	4	0	0	0	4	0	0	0	0	<b>4</b>
		Juvenile Male	3	0	0	0	3	0	4	0	4	<b>7</b>
		<b>Total</b>	<b>52</b>	<b>0</b>	<b>0</b>	<b>0</b>	<b>52</b>	<b>4</b>	<b>57</b>	<b>30</b>	<b>91</b>	<b>143</b>
	Summersville SP	Adult Female	16	0	0	0	16	3	33	33	69	<b>85</b>
		Adult Male	23	0	0	0	23	13	38	27	78	<b>101</b>
		Juvenile Female	5	1	0	2	8	0	1	1	2	<b>10</b>
		Juvenile Male	1	1	0	0	2	0	0	0	0	<b>2</b>

			Crimes Against Persons				Crimes Against Property				Total	
			Assault Offenses	Forcible Sex Offenses	Murder	Other Crimes Against Persons	Total	Burglary/ B&E	Larceny	Other Crimes Against Property		Total
<u>Nicholas County</u>	Summersville PD	<b>Total</b>	<b>45</b>	<b>2</b>	<b>0</b>	<b>2</b>	<b>49</b>	<b>16</b>	<b>72</b>	<b>61</b>	<b>149</b>	<b>198</b>
	<b>Total</b>		<b>438</b>	<b>20</b>	<b>0</b>	<b>10</b>	<b>468</b>	<b>124</b>	<b>410</b>	<b>299</b>	<b>833</b>	<b>1,301</b>
<u>Ohio County</u>	Bethlehem PD	Adult Female	0	0	0	0	0	0	0	2	2	2
		Adult Male	0	0	0	0	0	1	6	3	10	10
		<b>Total</b>	<b>0</b>	<b>0</b>	<b>0</b>	<b>0</b>	<b>0</b>	<b>1</b>	<b>6</b>	<b>5</b>	<b>12</b>	<b>12</b>
	Ohio Co SO	Adult Female	45	0	0	1	46	14	6	24	44	90
		Adult Male	47	0	0	0	47	18	6	38	62	109
		Juvenile Female	11	1	0	4	16	0	0	2	2	18
		Juvenile Male	15	1	0	1	17	1	1	0	2	19
		<b>Total</b>	<b>118</b>	<b>2</b>	<b>0</b>	<b>6</b>	<b>126</b>	<b>33</b>	<b>13</b>	<b>64</b>	<b>110</b>	<b>236</b>
	West Liberty College	Adult Female	0	0	0	0	0	4	2	3	9	9
		Adult Male	0	0	0	0	0	3	2	1	6	6
		<b>Total</b>	<b>0</b>	<b>0</b>	<b>0</b>	<b>0</b>	<b>0</b>	<b>7</b>	<b>4</b>	<b>4</b>	<b>15</b>	<b>15</b>
	Wheeling PD		1	0	0	0	1	1	2	4	7	8
		Adult Female	404	11	0	1	416	98	281	285	664	1,080
		Adult Male	266	0	0	0	266	82	264	316	662	928
		Juvenile Female	59	20	0	0	79	3	4	1	8	87
		Juvenile Male	62	4	0	0	66	4	3	4	11	77
		<b>Total</b>	<b>792</b>	<b>35</b>	<b>0</b>	<b>1</b>	<b>828</b>	<b>188</b>	<b>554</b>	<b>610</b>	<b>1,352</b>	<b>2,180</b>
Wheeling	Adult Female	22	2	0	0	24	3	11	12	26	50	

			Crimes Against Persons					Crimes Against Property				Total
			Assault Offenses	Forcible Sex Offenses	Murder	Other Crimes Against Persons	Total	Burglary/ B&E	Larceny	Other Crimes Against Property	Total	
<u>Ohio County</u>	Wheeling SP	Adult Male	10	0	0	0	10	3	19	16	38	48
		Juvenile Female	4	4	0	0	8	0	1	0	1	9
		Juvenile Male	2	0	0	0	2	0	0	0	0	2
		<b>Total</b>	<b>38</b>	<b>6</b>	<b>0</b>	<b>0</b>	<b>44</b>	<b>6</b>	<b>31</b>	<b>28</b>	<b>65</b>	<b>109</b>
	<b>Total</b>	<b>948</b>	<b>43</b>	<b>0</b>	<b>7</b>	<b>998</b>	<b>235</b>	<b>608</b>	<b>711</b>	<b>1,554</b>	<b>2,552</b>	
<u>Pendleton County</u>	Franklin SP	Adult Female	21	0	0	0	21	5	5	15	25	46
		Adult Male	8	0	0	0	8	12	17	21	50	58
		Juvenile Female	0	1	0	0	1	0	1	1	2	3
		Juvenile Male	2	0	0	0	2	1	15	0	16	18
		<b>Total</b>	<b>31</b>	<b>1</b>	<b>0</b>	<b>0</b>	<b>32</b>	<b>18</b>	<b>38</b>	<b>37</b>	<b>93</b>	<b>125</b>
	Pendleton Co SO	Adult Male	0	0	0	0	0	1	0	0	1	1
		Juvenile Female	0	0	0	0	0	0	1	0	1	1
		<b>Total</b>	<b>0</b>	<b>0</b>	<b>0</b>	<b>0</b>	<b>0</b>	<b>1</b>	<b>1</b>	<b>0</b>	<b>2</b>	<b>2</b>
	<b>Total</b>	<b>31</b>	<b>1</b>	<b>0</b>	<b>0</b>	<b>32</b>	<b>19</b>	<b>39</b>	<b>37</b>	<b>95</b>	<b>127</b>	
<u>Pleasants County</u>	Pleasants Co SO	Adult Female	3	0	0	0	3	0	0	0	0	3
		Adult Male	0	0	0	0	0	1	0	0	1	1
		Juvenile Female	0	2	0	0	2	0	0	0	0	2
		<b>Total</b>	<b>3</b>	<b>2</b>	<b>0</b>	<b>0</b>	<b>5</b>	<b>1</b>	<b>0</b>	<b>0</b>	<b>1</b>	<b>6</b>
	St Marys PD	Adult Female	4	1	0	0	5	0	3	0	3	8
		Adult Male	2	0	0	0	2	1	2	0	3	5

			Crimes Against Persons					Crimes Against Property				Total	
			Assault Offenses	Forcible Sex Offenses	Murder	Other Crimes Against Persons	Total	Burglary/ B&E	Larceny	Other Crimes Against Property	Total		
<u>Pleasants County</u>	St Marys PD	Juvenile Female	0	1	0	0	1	0	0	0	0	1	
		Juvenile Male	1	0	0	0	1	0	0	0	0	1	
		<b>Total</b>	<b>7</b>	<b>2</b>	<b>0</b>	<b>0</b>	<b>9</b>	<b>1</b>	<b>5</b>	<b>0</b>	<b>6</b>	<b>15</b>	
	St Marys SP	Adult Female	0	0	0	0	0	0	5	4	9	9	
		Adult Male	3	1	0	0	4	2	3	4	9	13	
		Juvenile Female	2	0	0	0	2	0	0	0	0	2	
		Juvenile Male	0	0	0	0	0	0	0	1	1	1	
		<b>Total</b>	<b>5</b>	<b>1</b>	<b>0</b>	<b>0</b>	<b>6</b>	<b>2</b>	<b>8</b>	<b>9</b>	<b>19</b>	<b>25</b>	
	<b>Total</b>			<b>15</b>	<b>5</b>	<b>0</b>	<b>0</b>	<b>20</b>	<b>4</b>	<b>13</b>	<b>9</b>	<b>26</b>	<b>46</b>
	<u>Pocahontas County</u>	Marlinton PD	Adult Female	10	0	0	0	10	1	2	1	4	14
Adult Male			1	0	0	0	1	1	2	1	4	5	
Juvenile Female			2	2	0	0	4	0	1	0	1	5	
Juvenile Male			3	0	0	0	3	0	0	0	0	3	
<b>Total</b>			<b>16</b>	<b>2</b>	<b>0</b>	<b>0</b>	<b>18</b>	<b>2</b>	<b>5</b>	<b>2</b>	<b>9</b>	<b>27</b>	
Marlinton SP		Adult Female	31	2	0	1	34	9	23	17	49	83	
		Adult Male	28	0	1	0	29	19	17	19	55	84	
		Juvenile Female	11	2	0	1	14	0	1	0	1	15	
		Juvenile Male	10	0	0	0	10	0	2	0	2	12	
		<b>Total</b>	<b>80</b>	<b>4</b>	<b>1</b>	<b>2</b>	<b>87</b>	<b>28</b>	<b>43</b>	<b>36</b>	<b>107</b>	<b>194</b>	
Pocahontas	Adult Female	30	0	0	0	30	6	4	11	21	51		

			Crimes Against Persons					Crimes Against Property				Total
			Assault Offenses	Forcible Sex Offenses	Murder	Other Crimes Against Persons	Total	Burglary/ B&E	Larceny	Other Crimes Against Property	Total	
<b><u>Pocahontas County</u></b>	Pocahontas Co SO	Adult Male	14	0	0	0	14	11	11	14	36	<b>50</b>
		Juvenile Female	2	0	0	0	2	0	1	0	1	<b>3</b>
		Juvenile Male	3	0	0	0	3	0	0	0	0	<b>3</b>
		<b>Total</b>	<b>49</b>	<b>0</b>	<b>0</b>	<b>0</b>	<b>49</b>	<b>17</b>	<b>16</b>	<b>25</b>	<b>58</b>	<b>107</b>
	<b>Total</b>	<b>145</b>	<b>6</b>	<b>1</b>	<b>2</b>	<b>154</b>	<b>47</b>	<b>64</b>	<b>63</b>	<b>174</b>	<b>328</b>	
<b><u>Preston County</u></b>	Kingwood SP	Adult Female	23	4	0	0	27	21	22	33	76	<b>103</b>
		Adult Male	18	0	0	0	18	40	37	34	111	<b>129</b>
		Juvenile Female	5	2	0	1	8	0	2	0	2	<b>10</b>
		Juvenile Male	6	2	0	1	9	0	0	1	1	<b>10</b>
		<b>Total</b>	<b>52</b>	<b>8</b>	<b>0</b>	<b>2</b>	<b>62</b>	<b>61</b>	<b>61</b>	<b>68</b>	<b>190</b>	<b>252</b>
	Masontown PD	Adult Female	2	0	0	0	2	0	1	0	1	<b>3</b>
		Adult Male	0	0	0	0	0	0	1	0	1	<b>1</b>
		<b>Total</b>	<b>2</b>	<b>0</b>	<b>0</b>	<b>0</b>	<b>2</b>	<b>0</b>	<b>2</b>	<b>0</b>	<b>2</b>	<b>4</b>
	Preston Co SO	Adult Female	36	0	0	0	36	19	18	20	57	<b>93</b>
		Adult Male	25	0	0	0	25	23	30	28	81	<b>106</b>
		Juvenile Female	5	1	0	0	6	0	0	0	0	<b>6</b>
		Juvenile Male	8	0	0	0	8	0	0	0	0	<b>8</b>
		<b>Total</b>	<b>74</b>	<b>1</b>	<b>0</b>	<b>0</b>	<b>75</b>	<b>42</b>	<b>48</b>	<b>48</b>	<b>138</b>	<b>213</b>
	Rowlesburg PD	Adult Female	2	0	0	0	2	0	0	1	1	<b>3</b>
Adult Male		1	0	0	0	1	0	0	0	0	<b>1</b>	



			Crimes Against Persons					Crimes Against Property				Total
			Assault Offenses	Forcible Sex Offenses	Murder	Other Crimes Against Persons	Total	Burglary/ B&E	Larceny	Other Crimes Against Property	Total	
<u>Preston County</u>	Rowlesburg PD	Juvenile Male	3	0	0	0	3	0	0	0	0	3
		<b>Total</b>	<b>6</b>	<b>0</b>	<b>0</b>	<b>0</b>	<b>6</b>	<b>0</b>	<b>0</b>	<b>1</b>	<b>1</b>	<b>7</b>
	Terra Alta PD	Adult Female	6	1	0	0	7	1	1	8	10	17
		Adult Male	4	0	0	0	4	0	4	6	10	14
		Juvenile Female	0	2	0	0	2	0	0	0	0	2
		Juvenile Male	2	0	0	0	2	0	0	0	0	2
		<b>Total</b>	<b>12</b>	<b>3</b>	<b>0</b>	<b>0</b>	<b>15</b>	<b>1</b>	<b>5</b>	<b>14</b>	<b>20</b>	<b>35</b>
<b>Total</b>	<b>146</b>	<b>12</b>	<b>0</b>	<b>2</b>	<b>160</b>	<b>104</b>	<b>116</b>	<b>131</b>	<b>351</b>	<b>511</b>		
<u>Putnam County</u>	Hurricane PD		0	0	0	0	0	0	0	1	1	1
		Adult Female	40	0	0	0	40	1	35	23	59	99
		Adult Male	16	0	0	0	16	1	46	47	94	110
		Juvenile Female	3	3	0	1	7	0	3	0	3	10
		Juvenile Male	10	1	0	0	11	0	0	0	0	11
		<b>Total</b>	<b>69</b>	<b>4</b>	<b>0</b>	<b>1</b>	<b>74</b>	<b>2</b>	<b>84</b>	<b>71</b>	<b>157</b>	<b>231</b>
	Poca PD	Adult Female	0	0	0	0	0	0	1	0	1	1
		Adult Male	0	0	0	0	0	0	3	1	4	4
		<b>Total</b>	<b>0</b>	<b>0</b>	<b>0</b>	<b>0</b>	<b>0</b>	<b>0</b>	<b>4</b>	<b>1</b>	<b>5</b>	<b>5</b>
	Putnam Co SO		8	0	0	0	8	4	7	11	22	30
		Adult Female	202	1	0	0	203	41	169	110	320	523
Adult Male		122	0	0	1	123	58	208	127	393	516	

			Crimes Against Persons					Crimes Against Property				Total
			Assault Offenses	Forcible Sex Offenses	Murder	Other Crimes Against Persons	Total	Burglary/ B&E	Larceny	Other Crimes Against Property	Total	
<b><u>Putnam County</u></b>	Putnam Co SO	Juvenile Female	25	12	0	5	42	0	3	1	4	<b>46</b>
		Juvenile Male	25	3	1	1	30	1	8	4	13	<b>43</b>
		<b>Total</b>	<b>382</b>	<b>16</b>	<b>1</b>	<b>7</b>	<b>406</b>	<b>104</b>	<b>395</b>	<b>253</b>	<b>752</b>	<b>1,158</b>
	Winfield PD	Adult Female	7	0	0	0	7	1	12	7	20	<b>27</b>
		Adult Male	7	0	0	0	7	0	9	7	16	<b>23</b>
		Juvenile Female	0	0	0	0	0	0	3	0	3	<b>3</b>
		Juvenile Male	2	0	0	0	2	0	1	0	1	<b>3</b>
		<b>Total</b>	<b>16</b>	<b>0</b>	<b>0</b>	<b>0</b>	<b>16</b>	<b>1</b>	<b>25</b>	<b>14</b>	<b>40</b>	<b>56</b>
	Winfield SP		0	0	0	0	0	0	0	1	1	<b>1</b>
		Adult Female	81	3	0	0	84	6	51	59	116	<b>200</b>
		Adult Male	35	1	0	0	36	10	55	42	107	<b>143</b>
		Juvenile Female	7	8	0	0	15	0	0	0	0	<b>15</b>
		Juvenile Male	5	2	0	0	7	0	0	0	0	<b>7</b>
		<b>Total</b>	<b>128</b>	<b>14</b>	<b>0</b>	<b>0</b>	<b>142</b>	<b>16</b>	<b>106</b>	<b>102</b>	<b>224</b>	<b>366</b>
	<b>Total</b>			<b>595</b>	<b>34</b>	<b>1</b>	<b>8</b>	<b>638</b>	<b>123</b>	<b>614</b>	<b>441</b>	<b>1,178</b>
<b><u>Raleigh County</u></b>	Beckley PD		1	0	0	0	1	0	0	1	1	<b>2</b>
		Adult Female	448	9	0	0	457	74	333	350	757	<b>1,214</b>
		Adult Male	307	0	0	1	308	61	294	312	667	<b>975</b>
		Juvenile Female	49	3	0	2	54	0	8	5	13	<b>67</b>
		Juvenile Male	67	5	1	3	76	1	10	3	14	<b>90</b>

		Crimes Against Persons					Crimes Against Property				Total	
		Assault Offenses	Forcible Sex Offenses	Murder	Other Crimes Against Persons	Total	Burglary/ B&E	Larceny	Other Crimes Against Property	Total		
<b><u>Raleigh County</u></b>	Beckley PD	<b>Total</b>	<b>872</b>	<b>17</b>	<b>1</b>	<b>6</b>	<b>896</b>	<b>136</b>	<b>645</b>	<b>671</b>	<b>1,452</b>	<b>2,348</b>
	Beckley SP	Adult Female	95	5	1	0	101	33	110	101	244	<b>345</b>
		Adult Male	92	0	3	0	95	43	143	114	300	<b>395</b>
		Juvenile Female	19	4	0	1	24	0	2	2	4	<b>28</b>
		Juvenile Male	16	1	1	0	18	0	2	2	4	<b>22</b>
		<b>Total</b>	<b>222</b>	<b>10</b>	<b>5</b>	<b>1</b>	<b>238</b>	<b>76</b>	<b>257</b>	<b>219</b>	<b>552</b>	<b>790</b>
	FIRE MARSHAL - Raleigh	Adult Male	0	0	0	0	0	0	0	1	1	<b>1</b>
		<b>Total</b>	<b>0</b>	<b>0</b>	<b>0</b>	<b>0</b>	<b>0</b>	<b>0</b>	<b>0</b>	<b>1</b>	<b>1</b>	<b>1</b>
	Mabscott PD	Adult Female	17	0	0	2	19	1	9	6	16	<b>35</b>
		Adult Male	5	0	0	1	6	0	6	4	10	<b>16</b>
		Juvenile Female	1	0	0	0	1	0	0	0	0	<b>1</b>
		Juvenile Male	2	0	0	2	4	0	0	0	0	<b>4</b>
		<b>Total</b>	<b>25</b>	<b>0</b>	<b>0</b>	<b>5</b>	<b>30</b>	<b>1</b>	<b>15</b>	<b>10</b>	<b>26</b>	<b>56</b>
	Raleigh Co SO		1	0	0	0	1	0	3	3	6	<b>7</b>
		Adult Female	584	6	0	2	592	77	230	220	527	<b>1,119</b>
		Adult Male	336	0	1	1	338	97	331	295	723	<b>1,061</b>
		Juvenile Female	44	8	0	4	56	0	2	3	5	<b>61</b>
		Juvenile Male	62	0	0	0	62	0	3	4	7	<b>69</b>
		<b>Total</b>	<b>1,027</b>	<b>14</b>	<b>1</b>	<b>7</b>	<b>1,049</b>	<b>174</b>	<b>569</b>	<b>525</b>	<b>1,268</b>	<b>2,317</b>
	Sophia PD	Adult Female	7	0	0	0	7	3	7	5	15	<b>22</b>

			Crimes Against Persons					Crimes Against Property				Total	
			Assault Offenses	Forcible Sex Offenses	Murder	Other Crimes Against Persons	Total	Burglary/ B&E	Larceny	Other Crimes Against Property	Total		
<u>Raleigh County</u>	Sophia PD	Adult Male	1	0	0	0	1	3	9	6	18	19	
		Juvenile Female	0	0	0	0	0	0	1	0	1	1	
		Juvenile Male	1	0	0	0	1	0	0	1	1	2	
		<b>Total</b>	<b>9</b>	<b>0</b>	<b>0</b>	<b>0</b>	<b>9</b>	<b>6</b>	<b>17</b>	<b>12</b>	<b>35</b>	<b>44</b>	
	Turnpike - Raleigh	Adult Female	0	0	0	0	0	0	3	2	5	5	
		Adult Male	0	0	0	0	0	0	0	2	2	2	
		<b>Total</b>	<b>0</b>	<b>0</b>	<b>0</b>	<b>0</b>	<b>0</b>	<b>0</b>	<b>3</b>	<b>4</b>	<b>7</b>	<b>7</b>	
	<b>Total</b>			<b>2,155</b>	<b>41</b>	<b>7</b>	<b>19</b>	<b>2,222</b>	<b>393</b>	<b>1,506</b>	<b>1,442</b>	<b>3,341</b>	<b>5,563</b>
	<u>Randolph County</u>	Elkins PD	Adult Female	53	3	0	0	56	16	56	66	138	194
Adult Male			38	0	0	0	38	18	65	75	158	196	
Juvenile Female			3	7	0	1	11	0	0	1	1	12	
Juvenile Male			11	0	0	0	11	0	2	1	3	14	
<b>Total</b>			<b>105</b>	<b>10</b>	<b>0</b>	<b>1</b>	<b>116</b>	<b>34</b>	<b>123</b>	<b>143</b>	<b>300</b>	<b>416</b>	
Elkins SP		Adult Female	90	2	0	0	92	14	55	69	138	230	
		Adult Male	58	0	0	0	58	17	48	69	134	192	
		Juvenile Female	14	4	1	1	20	0	4	0	4	24	
		Juvenile Male	10	2	0	0	12	0	0	0	0	12	
		<b>Total</b>	<b>172</b>	<b>8</b>	<b>1</b>	<b>1</b>	<b>182</b>	<b>31</b>	<b>107</b>	<b>138</b>	<b>276</b>	<b>458</b>	
Randolph Co SO		Adult Female	11	0	0	0	11	2	3	7	12	23	
		Adult Male	9	0	0	0	9	5	7	8	20	29	

			Crimes Against Persons					Crimes Against Property				Total
			Assault Offenses	Forcible Sex Offenses	Murder	Other Crimes Against Persons	Total	Burglary/ B&E	Larceny	Other Crimes Against Property	Total	
<b><u>Randolph County</u></b>	Randolph Co SO	Juvenile Female	2	1	0	0	3	0	0	0	0	3
		Juvenile Male	1	0	0	0	1	0	0	0	0	1
		<b>Total</b>	<b>23</b>	<b>1</b>	<b>0</b>	<b>0</b>	<b>24</b>	<b>7</b>	<b>10</b>	<b>15</b>	<b>32</b>	<b>56</b>
	<b>Total</b>		<b>300</b>	<b>19</b>	<b>1</b>	<b>2</b>	<b>322</b>	<b>72</b>	<b>240</b>	<b>296</b>	<b>608</b>	<b>930</b>
<b><u>Ritchie County</u></b>	Harrisville PD	Adult Female	1	0	0	0	1	0	1	0	1	2
		<b>Total</b>	<b>1</b>	<b>0</b>	<b>0</b>	<b>0</b>	<b>1</b>	<b>0</b>	<b>1</b>	<b>0</b>	<b>1</b>	<b>2</b>
	Harrisville SP	Adult Female	27	2	0	0	29	3	14	18	35	64
		Adult Male	20	0	0	0	20	12	29	25	66	86
		Juvenile Female	5	7	0	0	12	0	0	1	1	13
		Juvenile Male	11	7	0	0	18	0	3	0	3	21
		<b>Total</b>	<b>63</b>	<b>16</b>	<b>0</b>	<b>0</b>	<b>79</b>	<b>15</b>	<b>46</b>	<b>44</b>	<b>105</b>	<b>184</b>
	Pennsboro PD	Adult Female	1	0	0	0	1	0	0	0	0	1
		Adult Male	2	0	0	0	2	1	0	2	3	5
		<b>Total</b>	<b>3</b>	<b>0</b>	<b>0</b>	<b>0</b>	<b>3</b>	<b>1</b>	<b>0</b>	<b>2</b>	<b>3</b>	<b>6</b>
	Ritchie Co SO	Adult Female	10	0	0	0	10	5	4	9	18	28
		Adult Male	5	0	0	2	7	13	15	10	38	45
		Juvenile Female	0	1	0	0	1	0	1	0	1	2
		<b>Total</b>	<b>15</b>	<b>1</b>	<b>0</b>	<b>2</b>	<b>18</b>	<b>18</b>	<b>20</b>	<b>19</b>	<b>57</b>	<b>75</b>
<b>Total</b>		<b>82</b>	<b>17</b>	<b>0</b>	<b>2</b>	<b>101</b>	<b>34</b>	<b>67</b>	<b>65</b>	<b>166</b>	<b>267</b>	
<b><u>Roane</u></b>	Roane Co	Adult Female	22	0	0	0	22	7	25	15	47	69

			Crimes Against Persons					Crimes Against Property				Total
			Assault Offenses	Forcible Sex Offenses	Murder	Other Crimes Against Persons	Total	Burglary/ B&E	Larceny	Other Crimes Against Property	Total	
<b><u>Roane County</u></b>	Roane Co SO	Adult Male	16	0	1	2	19	8	38	17	63	82
		Juvenile Female	2	1	0	0	3	0	0	0	0	3
		Juvenile Male	10	1	0	0	11	0	1	0	1	12
		<b>Total</b>	<b>50</b>	<b>2</b>	<b>1</b>	<b>2</b>	<b>55</b>	<b>15</b>	<b>64</b>	<b>32</b>	<b>111</b>	<b>166</b>
	Spencer PD	Adult Female	17	0	0	0	17	3	25	27	55	72
		Adult Male	13	0	0	0	13	2	25	23	50	63
		Juvenile Male	2	0	0	0	2	0	1	0	1	3
		<b>Total</b>	<b>32</b>	<b>0</b>	<b>0</b>	<b>0</b>	<b>32</b>	<b>5</b>	<b>51</b>	<b>50</b>	<b>106</b>	<b>138</b>
	Spencer SP	Adult Female	20	0	0	1	21	5	15	17	37	58
		Adult Male	10	0	1	0	11	9	17	15	41	52
		Juvenile Female	3	0	0	0	3	0	0	0	0	3
		Juvenile Male	3	0	0	0	3	0	0	0	0	3
		<b>Total</b>	<b>36</b>	<b>0</b>	<b>1</b>	<b>1</b>	<b>38</b>	<b>14</b>	<b>32</b>	<b>32</b>	<b>78</b>	<b>116</b>
	<b>Total</b>			<b>118</b>	<b>2</b>	<b>2</b>	<b>3</b>	<b>125</b>	<b>34</b>	<b>147</b>	<b>114</b>	<b>295</b>
<b><u>Summers County</u></b>	Hinton PD	Adult Female	11	0	0	0	11	3	1	8	12	23
		Adult Male	19	0	0	0	19	0	3	4	7	26
		Juvenile Male	2	1	0	0	3	0	0	0	0	3
		<b>Total</b>	<b>32</b>	<b>1</b>	<b>0</b>	<b>0</b>	<b>33</b>	<b>3</b>	<b>4</b>	<b>12</b>	<b>19</b>	<b>52</b>
	Hinton SP	Adult Female	11	0	0	0	11	3	14	8	25	36
		Adult Male	8	0	0	0	8	11	16	8	35	43

			Crimes Against Persons					Crimes Against Property				Total
			Assault Offenses	Forcible Sex Offenses	Murder	Other Crimes Against Persons	Total	Burglary/ B&E	Larceny	Other Crimes Against Property	Total	
<b><u>Summers County</u></b>	Hinton SP	Juvenile Male	1	0	0	0	1	0	0	0	0	1
		<b>Total</b>	<b>20</b>	<b>0</b>	<b>0</b>	<b>0</b>	<b>20</b>	<b>14</b>	<b>30</b>	<b>16</b>	<b>60</b>	<b>80</b>
	Summers Co SO	Adult Female	12	0	0	1	13	4	20	14	38	51
		Adult Male	16	0	0	0	16	9	24	12	45	61
		Juvenile Female	7	1	0	1	9	0	0	0	0	9
		Juvenile Male	3	0	0	0	3	0	0	0	0	3
		<b>Total</b>	<b>38</b>	<b>1</b>	<b>0</b>	<b>2</b>	<b>41</b>	<b>13</b>	<b>44</b>	<b>26</b>	<b>83</b>	<b>124</b>
<b>Total</b>	<b>90</b>	<b>2</b>	<b>0</b>	<b>2</b>	<b>94</b>	<b>30</b>	<b>78</b>	<b>54</b>	<b>162</b>	<b>256</b>		
<b><u>Taylor County</u></b>	Grafton PD	Adult Female	9	0	0	0	9	0	2	0	2	11
		Adult Male	7	0	0	0	7	0	1	0	1	8
		Juvenile Female	3	0	0	0	3	0	0	0	0	3
		Juvenile Male	1	0	0	0	1	0	0	0	0	1
		<b>Total</b>	<b>20</b>	<b>0</b>	<b>0</b>	<b>0</b>	<b>20</b>	<b>0</b>	<b>3</b>	<b>0</b>	<b>3</b>	<b>23</b>
	Grafton SP	Adult Female	10	1	0	0	11	2	7	5	14	25
		Adult Male	6	0	0	0	6	1	9	10	20	26
		Juvenile Female	2	1	0	1	4	0	0	0	0	4
		Juvenile Male	1	0	0	0	1	0	0	0	0	1
		<b>Total</b>	<b>19</b>	<b>2</b>	<b>0</b>	<b>1</b>	<b>22</b>	<b>3</b>	<b>16</b>	<b>15</b>	<b>34</b>	<b>56</b>
	Taylor Co SO	Adult Male	1	0	0	0	1	0	1	1	2	3
<b>Total</b>		<b>1</b>	<b>0</b>	<b>0</b>	<b>0</b>	<b>1</b>	<b>0</b>	<b>1</b>	<b>1</b>	<b>2</b>	<b>3</b>	

			Crimes Against Persons				Crimes Against Property				Total	
			Assault Offenses	Forcible Sex Offenses	Murder	Other Crimes Against Persons	Total	Burglary/ B&E	Larceny	Other Crimes Against Property		Total
<u>Taylor</u>	<b>Total</b>		<b>40</b>	<b>2</b>	<b>0</b>	<b>1</b>	<b>43</b>	<b>3</b>	<b>20</b>	<b>16</b>	<b>39</b>	<b>82</b>
<u>Tucker County</u>	Parsons SP	Adult Female	25	1	0	0	26	3	11	21	35	61
		Adult Male	28	0	0	0	28	6	12	16	34	62
		Juvenile Female	5	0	0	0	5	0	0	0	0	5
		<b>Total</b>	<b>58</b>	<b>1</b>	<b>0</b>	<b>0</b>	<b>59</b>	<b>9</b>	<b>23</b>	<b>37</b>	<b>69</b>	<b>128</b>
	Tucker Co SO	Adult Female	7	0	0	0	7	1	4	4	9	16
		Adult Male	3	0	0	0	3	6	4	16	26	29
		Juvenile Female	2	0	0	0	2	0	0	0	0	2
		Juvenile Male	1	2	0	0	3	0	0	1	1	4
		<b>Total</b>	<b>13</b>	<b>2</b>	<b>0</b>	<b>0</b>	<b>15</b>	<b>7</b>	<b>8</b>	<b>21</b>	<b>36</b>	<b>51</b>
	<b>Total</b>		<b>71</b>	<b>3</b>	<b>0</b>	<b>0</b>	<b>74</b>	<b>16</b>	<b>31</b>	<b>58</b>	<b>105</b>	<b>179</b>
<u>Tyler County</u>	Paden City PD	Adult Female	6	0	0	0	6	0	0	0	0	6
		Juvenile Male	1	0	0	0	1	0	0	0	0	1
		<b>Total</b>	<b>7</b>	<b>0</b>	<b>0</b>	<b>0</b>	<b>7</b>	<b>0</b>	<b>0</b>	<b>0</b>	<b>0</b>	<b>7</b>
	Tyler Co SO	Juvenile Female	1	0	0	0	1	0	0	0	0	1
		Juvenile Male	1	0	0	0	1	0	0	0	0	1
		<b>Total</b>	<b>2</b>	<b>0</b>	<b>0</b>	<b>0</b>	<b>2</b>	<b>0</b>	<b>0</b>	<b>0</b>	<b>0</b>	<b>2</b>
<b>Total</b>		<b>9</b>	<b>0</b>	<b>0</b>	<b>0</b>	<b>9</b>	<b>0</b>	<b>0</b>	<b>0</b>	<b>0</b>	<b>9</b>	
<u>Upshur County</u>	BCI - Buckhannon		0	0	0	0	0	0	0	1	1	1
		<b>Total</b>	<b>0</b>	<b>0</b>	<b>0</b>	<b>0</b>	<b>0</b>	<b>0</b>	<b>0</b>	<b>1</b>	<b>1</b>	<b>1</b>



			Crimes Against Persons					Crimes Against Property				Total
			Assault Offenses	Forcible Sex Offenses	Murder	Other Crimes Against Persons	Total	Burglary/B&E	Larceny	Other Crimes Against Property	Total	
<u>Upshur County</u>	Buckhannon PD	Adult Female	25	0	0	0	25	5	24	9	38	63
		Adult Male	24	0	0	0	24	5	17	11	33	57
		Juvenile Female	1	0	0	0	1	0	0	0	0	1
		Juvenile Male	9	0	0	0	9	0	1	0	1	10
		<b>Total</b>	<b>59</b>	<b>0</b>	<b>0</b>	<b>0</b>	<b>59</b>	<b>10</b>	<b>42</b>	<b>20</b>	<b>72</b>	<b>131</b>
	Buckhannon SP	Adult Female	47	3	0	0	50	9	31	32	72	122
		Adult Male	22	0	0	0	22	15	48	42	105	127
		Juvenile Female	10	6	0	0	16	0	1	0	1	17
		Juvenile Male	14	2	0	0	16	0	4	2	6	22
		<b>Total</b>	<b>93</b>	<b>11</b>	<b>0</b>	<b>0</b>	<b>104</b>	<b>24</b>	<b>84</b>	<b>76</b>	<b>184</b>	<b>288</b>
	Upshur Co SO	Adult Female	39	1	0	0	40	6	19	20	45	85
		Adult Male	25	0	0	0	25	7	26	16	49	74
		Juvenile Female	8	0	0	0	8	0	1	0	1	9
		Juvenile Male	15	0	0	0	15	0	0	0	0	15
		<b>Total</b>	<b>87</b>	<b>1</b>	<b>0</b>	<b>0</b>	<b>88</b>	<b>13</b>	<b>46</b>	<b>36</b>	<b>95</b>	<b>183</b>
<b>Total</b>			<b>239</b>	<b>12</b>	<b>0</b>	<b>0</b>	<b>251</b>	<b>47</b>	<b>172</b>	<b>133</b>	<b>352</b>	<b>603</b>
<u>Wayne County</u>	Ceredo PD	Adult Female	5	0	0	0	5	2	15	7	24	29
		Adult Male	5	0	0	0	5	2	25	12	39	44
		Juvenile Female	3	1	0	0	4	0	0	0	0	4
		Juvenile Male	1	0	0	0	1	0	1	0	1	2

		Crimes Against Persons					Crimes Against Property				Total	
		Assault Offenses	Forcible Sex Offenses	Murder	Other Crimes Against Persons	Total	Burglary/B&E	Larceny	Other Crimes Against Property	Total		
<b><u>Wayne County</u></b>	Ceredo PD	<b>Total</b>	<b>14</b>	<b>1</b>	<b>0</b>	<b>0</b>	<b>15</b>	<b>4</b>	<b>41</b>	<b>19</b>	<b>64</b>	<b>79</b>
	Fort Gay PD	Adult Female	12	0	0	0	12	1	6	1	8	<b>20</b>
		Adult Male	7	0	0	0	7	1	6	2	9	<b>16</b>
		Juvenile Male	1	0	0	0	1	0	0	0	0	<b>1</b>
		<b>Total</b>	<b>20</b>	<b>0</b>	<b>0</b>	<b>0</b>	<b>20</b>	<b>2</b>	<b>12</b>	<b>3</b>	<b>17</b>	<b>37</b>
	Kenova PD	Adult Female	32	0	0	0	32	5	61	18	84	<b>116</b>
		Adult Male	36	0	0	0	36	9	69	33	111	<b>147</b>
		Juvenile Female	4	0	0	0	4	0	0	0	0	<b>4</b>
		Juvenile Male	6	2	0	0	8	0	1	0	1	<b>9</b>
		<b>Total</b>	<b>78</b>	<b>2</b>	<b>0</b>	<b>0</b>	<b>80</b>	<b>14</b>	<b>131</b>	<b>51</b>	<b>196</b>	<b>276</b>
	Wayne Co SO	Adult Female	147	0	0	0	147	35	18	1	54	<b>201</b>
		Adult Male	44	0	1	0	45	44	54	0	98	<b>143</b>
		Juvenile Female	8	1	0	1	10	0	0	0	0	<b>10</b>
		Juvenile Male	4	0	0	0	4	0	0	0	0	<b>4</b>
		<b>Total</b>	<b>203</b>	<b>1</b>	<b>1</b>	<b>1</b>	<b>206</b>	<b>79</b>	<b>72</b>	<b>1</b>	<b>152</b>	<b>358</b>
	Wayne SP	Adult Female	86	2	1	0	89	34	77	42	153	<b>242</b>
		Adult Male	47	0	1	0	48	52	139	45	236	<b>284</b>
		Juvenile Female	10	0	0	0	10	0	1	0	1	<b>11</b>
		Juvenile Male	8	0	0	1	9	0	0	0	0	<b>9</b>
		<b>Total</b>	<b>151</b>	<b>2</b>	<b>2</b>	<b>1</b>	<b>156</b>	<b>86</b>	<b>217</b>	<b>87</b>	<b>390</b>	<b>546</b>

			Crimes Against Persons				Crimes Against Property				Total	
			Assault Offenses	Forcible Sex Offenses	Murder	Other Crimes Against Persons	Total	Burglary/ B&E	Larceny	Other Crimes Against Property		Total
<u>Wayne</u>	<b>Total</b>		<b>466</b>	<b>6</b>	<b>3</b>	<b>2</b>	<b>477</b>	<b>185</b>	<b>473</b>	<b>161</b>	<b>819</b>	<b>1,296</b>
<u>Webster County</u>	Upperglade SP	Adult Female	28	0	0	0	28	14	16	15	45	73
		Adult Male	31	0	0	0	31	13	27	27	67	98
		Juvenile Female	8	1	0	0	9	0	0	0	0	9
		Juvenile Male	1	0	0	0	1	0	0	1	1	2
		<b>Total</b>	<b>68</b>	<b>1</b>	<b>0</b>	<b>0</b>	<b>69</b>	<b>27</b>	<b>43</b>	<b>43</b>	<b>113</b>	<b>182</b>
	<b>Total</b>	<b>68</b>	<b>1</b>	<b>0</b>	<b>0</b>	<b>69</b>	<b>27</b>	<b>43</b>	<b>43</b>	<b>113</b>	<b>182</b>	
<u>Wetzel County</u>	Hundred SP	Adult Female	16	1	0	0	17	1	6	10	17	34
		Adult Male	17	0	0	0	17	9	14	12	35	52
		Juvenile Female	1	0	0	0	1	0	0	0	0	1
		Juvenile Male	1	0	0	0	1	0	0	0	0	1
		<b>Total</b>	<b>35</b>	<b>1</b>	<b>0</b>	<b>0</b>	<b>36</b>	<b>10</b>	<b>20</b>	<b>22</b>	<b>52</b>	<b>88</b>
	New Martinsville PD	Adult Female	11	0	0	0	11	5	20	5	30	41
		Adult Male	13	0	0	0	13	5	23	16	44	57
		Juvenile Female	4	2	0	1	7	0	0	0	0	7
		Juvenile Male	1	0	0	0	1	0	0	1	1	2
		<b>Total</b>	<b>29</b>	<b>2</b>	<b>0</b>	<b>1</b>	<b>32</b>	<b>10</b>	<b>43</b>	<b>22</b>	<b>75</b>	<b>107</b>
	Paden City SP	Adult Female	23	0	1	0	24	2	11	12	25	49
		Adult Male	18	0	0	0	18	6	16	20	42	60
		Juvenile Female	5	0	0	1	6	0	0	0	0	6

			Crimes Against Persons					Crimes Against Property				Total
			Assault Offenses	Forcible Sex Offenses	Murder	Other Crimes Against Persons	Total	Burglary/ B&E	Larceny	Other Crimes Against Property	Total	
<u>Wetzel County</u>	Paden City SP	Juvenile Male	3	1	0	0	4	0	0	0	0	4
		<b>Total</b>	<b>49</b>	<b>1</b>	<b>1</b>	<b>1</b>	<b>52</b>	<b>8</b>	<b>27</b>	<b>32</b>	<b>67</b>	<b>119</b>
	<b>Total</b>	<b>113</b>	<b>4</b>	<b>1</b>	<b>2</b>	<b>120</b>	<b>28</b>	<b>90</b>	<b>76</b>	<b>194</b>	<b>314</b>	
<u>Wirt County</u>	Elizabeth SP	Adult Female	19	0	1	0	20	5	7	11	23	43
		Adult Male	14	0	1	0	15	15	25	27	67	82
		Juvenile Female	4	0	0	0	4	0	1	0	1	5
		Juvenile Male	5	0	0	0	5	0	2	0	2	7
		<b>Total</b>	<b>42</b>	<b>0</b>	<b>2</b>	<b>0</b>	<b>44</b>	<b>20</b>	<b>35</b>	<b>38</b>	<b>93</b>	<b>137</b>
	Wirt Co SO	Adult Female	4	0	0	0	4	1	0	1	2	6
		Adult Male	5	0	0	0	5	5	5	7	17	22
		Juvenile Female	0	0	0	1	1	0	0	0	0	1
		<b>Total</b>	<b>9</b>	<b>0</b>	<b>0</b>	<b>1</b>	<b>10</b>	<b>6</b>	<b>5</b>	<b>8</b>	<b>19</b>	<b>29</b>
	<b>Total</b>	<b>51</b>	<b>0</b>	<b>2</b>	<b>1</b>	<b>54</b>	<b>26</b>	<b>40</b>	<b>46</b>	<b>112</b>	<b>166</b>	
<u>Wood County</u>	Parkersburg PD	Adult Female	466	11	1	4	482	149	464	337	950	1,432
		Adult Male	313	0	2	4	319	146	372	315	833	1,152
		Juvenile Female	76	20	0	23	119	2	13	3	18	137
		Juvenile Male	89	5	0	0	94	2	11	3	16	110
		<b>Total</b>	<b>944</b>	<b>36</b>	<b>3</b>	<b>31</b>	<b>1,014</b>	<b>299</b>	<b>860</b>	<b>658</b>	<b>1,817</b>	<b>2,831</b>
	Parkersburg SP	Adult Female	24	0	0	1	25	18	73	49	140	165
		Adult Male	11	1	0	0	12	24	79	43	146	158

			Crimes Against Persons					Crimes Against Property					Total
			Assault Offenses	Forcible Sex Offenses	Murder	Other Crimes Against Persons	Total	Burglary/B&E	Larceny	Other Crimes Against Property	Total		
<b><u>Wood County</u></b>	Parkersburg SP	Juvenile Female	4	6	0	1	11	0	0	2	2	13	
		Juvenile Male	6	0	0	0	6	0	0	0	0	6	
		<b>Total</b>	<b>45</b>	<b>7</b>	<b>0</b>	<b>2</b>	<b>54</b>	<b>42</b>	<b>152</b>	<b>94</b>	<b>288</b>	<b>342</b>	
	Parkersburg Vio Crime	Adult Male	1	0	0	0	1	0	0	0	0	1	
		<b>Total</b>	<b>1</b>	<b>0</b>	<b>0</b>	<b>0</b>	<b>1</b>	<b>0</b>	<b>0</b>	<b>0</b>	<b>0</b>	<b>1</b>	
	Vienna PD		1	0	0	0	1	0	0	0	0	1	
		Adult Female	42	0	0	0	42	9	56	42	107	149	
		Adult Male	25	0	0	0	25	6	66	40	112	137	
		Juvenile Female	11	8	0	2	21	1	3	1	5	26	
		Juvenile Male	13	1	0	0	14	0	7	0	7	21	
		<b>Total</b>	<b>92</b>	<b>9</b>	<b>0</b>	<b>2</b>	<b>103</b>	<b>16</b>	<b>132</b>	<b>83</b>	<b>231</b>	<b>334</b>	
	Williamstown PD	Adult Female	7	0	0	0	7	3	17	3	23	30	
		Adult Male	9	0	0	0	9	2	11	8	21	30	
		Juvenile Female	5	0	0	0	5	0	2	0	2	7	
		Juvenile Male	5	0	0	0	5	0	2	1	3	8	
		<b>Total</b>	<b>26</b>	<b>0</b>	<b>0</b>	<b>0</b>	<b>26</b>	<b>5</b>	<b>32</b>	<b>12</b>	<b>49</b>	<b>75</b>	
	Wood Co SO	Adult Female	262	8	0	1	271	39	114	124	277	548	
		Adult Male	141	0	0	1	142	57	153	147	357	499	
		Juvenile Female	16	10	0	2	28	1	4	0	5	33	
		Juvenile Male	16	5	0	0	21	0	2	1	3	24	

			Crimes Against Persons				Crimes Against Property				Total	
			Assault Offenses	Forcible Sex Offenses	Murder	Other Crimes Against Persons	Total	Burglary/ B&E	Larceny	Other Crimes Against Property		Total
<u>Wood County</u>	Wood Co	<b>Total</b>	<b>435</b>	<b>23</b>	<b>0</b>	<b>4</b>	<b>462</b>	<b>97</b>	<b>273</b>	<b>272</b>	<b>642</b>	<b>1,104</b>
	<b>Total</b>		<b>1,543</b>	<b>75</b>	<b>3</b>	<b>39</b>	<b>1,660</b>	<b>459</b>	<b>1,449</b>	<b>1,119</b>	<b>3,027</b>	<b>4,687</b>
<u>Wyoming County</u>	Jesse SP	Adult Female	0	0	0	0	0	4	11	10	25	25
		Adult Male	4	0	0	0	4	14	33	20	67	71
		Juvenile Female	0	2	0	0	2	0	0	0	0	2
		<b>Total</b>	<b>4</b>	<b>2</b>	<b>0</b>	<b>0</b>	<b>6</b>	<b>18</b>	<b>44</b>	<b>30</b>	<b>92</b>	<b>98</b>
	Mullens PD	Adult Female	1	0	0	0	1	1	2	3	6	7
		Adult Male	3	0	0	0	3	0	5	2	7	10
		<b>Total</b>	<b>4</b>	<b>0</b>	<b>0</b>	<b>0</b>	<b>4</b>	<b>1</b>	<b>7</b>	<b>5</b>	<b>13</b>	<b>17</b>
	Oceana PD	Adult Female	21	0	0	0	21	6	5	4	15	36
		Adult Male	18	0	0	0	18	2	9	5	16	34
		Juvenile Female	4	0	0	0	4	0	0	0	0	4
		Juvenile Male	1	0	0	0	1	0	0	0	0	1
		<b>Total</b>	<b>44</b>	<b>0</b>	<b>0</b>	<b>0</b>	<b>44</b>	<b>8</b>	<b>14</b>	<b>9</b>	<b>31</b>	<b>75</b>
	Wyoming Co SO	Adult Female	21	0	0	0	21	33	13	2	48	69
		Adult Male	9	0	0	0	9	69	17	7	93	102
		Juvenile Female	2	0	0	1	3	1	0	0	1	4
		Juvenile Male	1	0	0	0	1	0	0	0	0	1
		<b>Total</b>	<b>33</b>	<b>0</b>	<b>0</b>	<b>1</b>	<b>34</b>	<b>103</b>	<b>30</b>	<b>9</b>	<b>142</b>	<b>176</b>
	<b>Total</b>		<b>85</b>	<b>2</b>	<b>0</b>	<b>1</b>	<b>88</b>	<b>130</b>	<b>95</b>	<b>53</b>	<b>278</b>	<b>366</b>

	Crimes Against Persons					Crimes Against Property				Total
	Assault Offenses	Forcible Sex Offenses	Murder	Other Crimes Against Persons	Total	Burglary/ B&E	Larceny	Other Crimes Against Property	Total	
<b>Total</b>	<b>24,167</b>	<b>1,079</b>	<b>84</b>	<b>303</b>	<b>25,633</b>	<b>8,357</b>	<b>23,046</b>	<b>18,483</b>	<b>49,886</b>	<b>75,519</b>

# Age and Sex Of Offenders Known to Law Enforcement, Crimes Against Persons and Crimes Against Property

2005

**NOTE:**  
 See Appendix for list and definitions of offenses.  
*Larceny includes Motor Vehicle Theft*

OFFENDERS			Crimes Against Persons				Crimes Against Property				Total		
			Assault Offenses	Forcible Sex Offenses	Murder	Other Crimes Against Persons	Total	Burglary/ B&E	Larceny	Other Crimes Against Property		Total	
<b>Barbour County</b>	Barbour Co SO	Adult Female	3	0	0	0	3	0	0	0	0	3	
		Adult Male	3	0	0	0	3	0	0	0	0	3	
		<b>Total</b>	<b>6</b>	<b>0</b>	<b>0</b>	<b>0</b>	<b>6</b>	<b>0</b>	<b>0</b>	<b>0</b>	<b>0</b>	<b>6</b>	
	Belington PD	Adult Male	1	0	0	0	1	0	0	0	0	1	
		<b>Total</b>	<b>1</b>	<b>0</b>	<b>0</b>	<b>0</b>	<b>1</b>	<b>0</b>	<b>0</b>	<b>0</b>	<b>0</b>	<b>1</b>	
	Philippi PD	Adult Female	7	0	0	0	7	0	0	0	0	7	
		Adult Male	10	0	0	0	10	0	1	0	1	11	
		Juvenile Male	5	0	0	0	5	0	0	0	0	5	
		<b>Total</b>	<b>22</b>	<b>0</b>	<b>0</b>	<b>0</b>	<b>22</b>	<b>0</b>	<b>1</b>	<b>0</b>	<b>1</b>	<b>23</b>	
	Philippi SP	Adult Female	4	0	0	0	4	0	0	0	0	4	
		Adult Male	2	0	0	0	2	0	1	1	2	4	
		Juvenile Male	2	1	0	0	3	0	0	0	0	3	
		<b>Total</b>	<b>8</b>	<b>1</b>	<b>0</b>	<b>0</b>	<b>9</b>	<b>0</b>	<b>1</b>	<b>1</b>	<b>2</b>	<b>11</b>	
	<b>Total</b>			<b>37</b>	<b>1</b>	<b>0</b>	<b>0</b>	<b>38</b>	<b>0</b>	<b>2</b>	<b>1</b>	<b>3</b>	<b>41</b>



			Crimes Against Persons					Crimes Against Property				Total	
			Assault Offenses	Forcible Sex Offenses	Murder	Other Crimes Against Persons	Total	Burglary/B&E	Larceny	Other Crimes Against Property	Total		
<b>Berkeley County</b>	Berkeley Co SO	Adult Male	4	0	0	0	4	0	0	0	0	4	
		Juvenile Male	0	1	0	0	1	0	0	0	0	1	
		<b>Total</b>	<b>4</b>	<b>1</b>	<b>0</b>	<b>0</b>	<b>5</b>	<b>0</b>	<b>0</b>	<b>0</b>	<b>0</b>	<b>5</b>	
	Martinsburg PD	Adult Female	4	0	0	0	4	0	3	3	6	10	
		Adult Male	19	0	0	3	22	3	0	6	9	31	
		Juvenile Female	10	0	0	0	10	0	0	0	0	10	
		Juvenile Male	1	0	0	0	1	0	1	1	2	3	
		<b>Total</b>	<b>34</b>	<b>0</b>	<b>0</b>	<b>3</b>	<b>37</b>	<b>3</b>	<b>4</b>	<b>10</b>	<b>17</b>	<b>54</b>	
	Martinsburg SP	Adult Female	8	0	0	0	8	0	0	2	2	10	
		Adult Male	18	0	0	2	20	0	1	11	12	32	
		Juvenile Female	1	0	0	0	1	0	0	0	0	1	
		Juvenile Male	0	0	0	1	1	0	0	0	0	1	
		<b>Total</b>	<b>27</b>	<b>0</b>	<b>0</b>	<b>3</b>	<b>30</b>	<b>0</b>	<b>1</b>	<b>13</b>	<b>14</b>	<b>44</b>	
	<b>Total</b>			<b>65</b>	<b>1</b>	<b>0</b>	<b>6</b>	<b>72</b>	<b>3</b>	<b>5</b>	<b>23</b>	<b>31</b>	<b>103</b>
	<b>Boone County</b>	Boone Co SO	Adult Female	3	0	0	0	3	1	1	0	2	5
Adult Male			7	0	0	0	7	0	2	0	2	9	
<b>Total</b>			<b>10</b>	<b>0</b>	<b>0</b>	<b>0</b>	<b>10</b>	<b>1</b>	<b>3</b>	<b>0</b>	<b>4</b>	<b>14</b>	
DANVILLE SP		Adult Female	2	0	0	0	2	0	1	1	2	4	
		Adult Male	4	0	0	1	5	1	1	0	2	7	
		Juvenile Male	0	1	0	0	1	0	2	0	2	3	

			Crimes Against Persons					Crimes Against Property				Total
			Assault Offenses	Forcible Sex Offenses	Murder	Other Crimes Against Persons	Total	Burglary/B&E	Larceny	Other Crimes Against Property	Total	
<b>Boone County</b>	DANVILLE	<b>Total</b>	<b>6</b>	<b>1</b>	<b>0</b>	<b>1</b>	<b>8</b>	<b>1</b>	<b>4</b>	<b>1</b>	<b>6</b>	<b>14</b>
	Madison PD	Adult Male	2	0	0	0	2	0	0	0	0	2
		<b>Total</b>	<b>2</b>	<b>0</b>	<b>0</b>	<b>0</b>	<b>2</b>	<b>0</b>	<b>0</b>	<b>0</b>	<b>0</b>	<b>2</b>
	Whitesville SP	Adult Female	3	0	0	0	3	0	0	0	0	3
		Adult Male	6	0	0	0	6	0	1	1	2	8
		Juvenile Female	6	0	0	0	6	0	0	0	0	6
		Juvenile Male	1	0	0	0	1	0	0	0	0	1
		<b>Total</b>	<b>16</b>	<b>0</b>	<b>0</b>	<b>0</b>	<b>16</b>	<b>0</b>	<b>1</b>	<b>1</b>	<b>2</b>	<b>18</b>
<b>Total</b>			<b>34</b>	<b>1</b>	<b>0</b>	<b>1</b>	<b>36</b>	<b>2</b>	<b>8</b>	<b>2</b>	<b>12</b>	<b>48</b>
<b>Braxton County</b>	Braxton Co SO	Adult Female	0	0	0	0	0	0	1	0	1	1
		Adult Male	2	0	0	0	2	0	0	0	0	2
		Juvenile Male	1	0	0	0	1	0	0	0	0	1
		<b>Total</b>	<b>3</b>	<b>0</b>	<b>0</b>	<b>0</b>	<b>3</b>	<b>0</b>	<b>1</b>	<b>0</b>	<b>1</b>	<b>4</b>
	Sutton SP	Adult Female	1	0	0	0	1	0	0	0	0	1
		Adult Male	2	0	0	0	2	0	0	0	0	2
		Juvenile Female	1	0	0	0	1	0	0	0	0	1
		Juvenile Male	1	0	0	0	1	0	0	0	0	1
		<b>Total</b>	<b>5</b>	<b>0</b>	<b>0</b>	<b>0</b>	<b>5</b>	<b>0</b>	<b>0</b>	<b>0</b>	<b>0</b>	<b>5</b>
	<b>Total</b>			<b>8</b>	<b>0</b>	<b>0</b>	<b>0</b>	<b>8</b>	<b>0</b>	<b>1</b>	<b>0</b>	<b>1</b>

			Crimes Against Persons					Crimes Against Property				Total	
			Assault Offenses	Forcible Sex Offenses	Murder	Other Crimes Against Persons	Total	Burglary/B&E	Larceny	Other Crimes Against Property	Total		
<b>Brooke County</b>	Brooke Co SO	Adult Female	7	0	0	0	7	0	0	2	2	9	
		Adult Male	7	1	0	0	8	0	0	0	0	8	
		<b>Total</b>	<b>14</b>	<b>1</b>	<b>0</b>	<b>0</b>	<b>15</b>	<b>0</b>	<b>0</b>	<b>2</b>	<b>2</b>	<b>17</b>	
	Follansbee PD	Adult Female	1	0	0	0	1	0	0	0	0	1	
		Adult Male	2	0	0	0	2	0	0	0	0	2	
		<b>Total</b>	<b>3</b>	<b>0</b>	<b>0</b>	<b>0</b>	<b>3</b>	<b>0</b>	<b>0</b>	<b>0</b>	<b>0</b>	<b>3</b>	
	Wellsburg SP	Adult Female	1	0	0	0	1	0	0	0	0	1	
		<b>Total</b>	<b>1</b>	<b>0</b>	<b>0</b>	<b>0</b>	<b>1</b>	<b>0</b>	<b>0</b>	<b>0</b>	<b>0</b>	<b>1</b>	
	<b>Total</b>			<b>18</b>	<b>1</b>	<b>0</b>	<b>0</b>	<b>19</b>	<b>0</b>	<b>0</b>	<b>2</b>	<b>2</b>	<b>21</b>
	<b>Cabell County</b>	Barboursville PD	Adult Female	2	0	0	0	2	0	0	0	0	2
Adult Male			4	0	0	0	4	0	0	0	0	4	
Juvenile Female			1	0	0	0	1	0	0	0	0	1	
Juvenile Male			1	0	0	0	1	0	0	0	0	1	
<b>Total</b>			<b>8</b>	<b>0</b>	<b>0</b>	<b>0</b>	<b>8</b>	<b>0</b>	<b>0</b>	<b>0</b>	<b>0</b>	<b>8</b>	
Cabell CO SO		Adult Female	1	0	0	0	1	0	0	0	0	1	
		Adult Male	2	0	0	0	2	0	4	2	6	8	
		Juvenile Female	1	0	0	0	1	0	3	0	3	4	
		<b>Total</b>	<b>4</b>	<b>0</b>	<b>0</b>	<b>0</b>	<b>4</b>	<b>0</b>	<b>7</b>	<b>2</b>	<b>9</b>	<b>13</b>	
Huntington		Adult Female	11	0	0	0	11	2	2	2	6	17	

			Crimes Against Persons					Crimes Against Property				Total	
			Assault Offenses	Forcible Sex Offenses	Murder	Other Crimes Against Persons	Total	Burglary/B&E	Larceny	Other Crimes Against Property	Total		
<b><i>Cabell County</i></b>	Huntington PD	Adult Male	41	0	0	0	41	6	5	12	23	<b>64</b>	
		Juvenile Female	6	1	0	0	7	0	0	0	0	<b>7</b>	
		Juvenile Male	14	2	0	0	16	0	1	1	2	<b>18</b>	
		<b>Total</b>	<b>72</b>	<b>3</b>	<b>0</b>	<b>0</b>	<b>75</b>	<b>8</b>	<b>8</b>	<b>15</b>	<b>31</b>	<b>106</b>	
	Huntington SP	Adult Female	2	0	0	0	2	0	0	1	1	<b>3</b>	
		Adult Male	11	0	0	0	11	0	2	4	6	<b>17</b>	
		Juvenile Male	2	0	0	0	2	0	0	0	0	<b>2</b>	
		<b>Total</b>	<b>15</b>	<b>0</b>	<b>0</b>	<b>0</b>	<b>15</b>	<b>0</b>	<b>2</b>	<b>5</b>	<b>7</b>	<b>22</b>	
	Marshall Univ Police	Adult Female	15	0	0	0	15	0	0	0	0	<b>15</b>	
		Adult Male	24	0	0	1	25	1	0	2	3	<b>28</b>	
		<b>Total</b>	<b>39</b>	<b>0</b>	<b>0</b>	<b>1</b>	<b>40</b>	<b>1</b>	<b>0</b>	<b>2</b>	<b>3</b>	<b>43</b>	
	<b>Total</b>			<b>138</b>	<b>3</b>	<b>0</b>	<b>1</b>	<b>142</b>	<b>9</b>	<b>17</b>	<b>24</b>	<b>50</b>	<b>192</b>
	<b><i>Calhoun County</i></b>	Grantsville SP	Adult Female	0	0	0	0	0	0	0	1	1	<b>1</b>
Adult Male			1	0	0	0	1	0	0	0	0	<b>1</b>	
<b>Total</b>			<b>1</b>	<b>0</b>	<b>0</b>	<b>0</b>	<b>1</b>	<b>0</b>	<b>0</b>	<b>1</b>	<b>1</b>	<b>2</b>	
<b>Total</b>			<b>1</b>	<b>0</b>	<b>0</b>	<b>0</b>	<b>1</b>	<b>0</b>	<b>0</b>	<b>1</b>	<b>2</b>		
<b><i>Clay County</i></b>	Clay SP	Adult Female	1	0	0	0	1	0	0	0	0	<b>1</b>	
		Adult Male	4	0	0	1	5	0	0	3	3	<b>8</b>	
		Juvenile Male	2	0	0	0	2	0	0	0	0	<b>2</b>	

			Crimes Against Persons				Crimes Against Property				Total		
			Assault Offenses	Forcible Sex Offenses	Murder	Other Crimes Against Persons	Total	Burglary/B&E	Larceny	Other Crimes Against Property		Total	
<b>Clay County</b>	Clay SP	<b>Total</b>	<b>7</b>	<b>0</b>	<b>0</b>	<b>1</b>	<b>8</b>	<b>0</b>	<b>0</b>	<b>3</b>	<b>3</b>	<b>11</b>	
	Total		<b>7</b>	<b>0</b>	<b>0</b>	<b>1</b>	<b>8</b>	<b>0</b>	<b>0</b>	<b>3</b>	<b>3</b>	<b>11</b>	
<b>Doddridge County</b>	West Union PD	Adult Male	0	0	0	0	0	1	0	0	1	1	
		<b>Total</b>	<b>0</b>	<b>0</b>	<b>0</b>	<b>0</b>	<b>0</b>	<b>1</b>	<b>0</b>	<b>0</b>	<b>1</b>	<b>1</b>	
	West Union SP	Adult Female	0	0	0	1	1	0	0	0	0	1	1
		Adult Male	2	0	0	0	2	1	0	0	1	3	3
		<b>Total</b>	<b>2</b>	<b>0</b>	<b>0</b>	<b>1</b>	<b>3</b>	<b>1</b>	<b>0</b>	<b>0</b>	<b>1</b>	<b>4</b>	
	Total		<b>2</b>	<b>0</b>	<b>0</b>	<b>1</b>	<b>3</b>	<b>2</b>	<b>0</b>	<b>0</b>	<b>2</b>	<b>5</b>	
<b>Fayette County</b>	Fayette Co SO	Adult Male	5	1	0	0	6	0	0	0	0	6	
		Juvenile Female	1	0	0	0	1	0	0	0	0	1	
		<b>Total</b>	<b>6</b>	<b>1</b>	<b>0</b>	<b>0</b>	<b>7</b>	<b>0</b>	<b>0</b>	<b>0</b>	<b>0</b>	<b>7</b>	
	Gauley Bridge SP	Adult Male	1	0	0	0	1	0	1	0	1	2	
		<b>Total</b>	<b>1</b>	<b>0</b>	<b>0</b>	<b>0</b>	<b>1</b>	<b>0</b>	<b>1</b>	<b>0</b>	<b>1</b>	<b>2</b>	
	Oak Hill SP	Adult Female	2	0	0	0	2	0	0	1	1	3	
		Adult Male	6	0	0	0	6	0	1	3	4	10	
		<b>Total</b>	<b>8</b>	<b>0</b>	<b>0</b>	<b>0</b>	<b>8</b>	<b>0</b>	<b>1</b>	<b>4</b>	<b>5</b>	<b>13</b>	
	Smithers PD	Adult Female	2	0	0	0	2	0	0	0	0	2	
		Adult Male	1	0	0	0	1	0	1	1	2	3	
		<b>Total</b>	<b>3</b>	<b>0</b>	<b>0</b>	<b>0</b>	<b>3</b>	<b>0</b>	<b>1</b>	<b>1</b>	<b>2</b>	<b>5</b>	

			Crimes Against Persons					Crimes Against Property				Total
			Assault Offenses	Forcible Sex Offenses	Murder	Other Crimes Against Persons	Total	Burglary/B&E	Larceny	Other Crimes Against Property	Total	
<b>Fayette County</b>	WVU Tech-Security	Adult Female	2	0	0	0	2	0	0	0	0	2
		<b>Total</b>	<b>2</b>	<b>0</b>	<b>0</b>	<b>0</b>	<b>2</b>	<b>0</b>	<b>0</b>	<b>0</b>	<b>0</b>	<b>2</b>
	Total		<b>20</b>	<b>1</b>	<b>0</b>	<b>0</b>	<b>21</b>	<b>0</b>	<b>3</b>	<b>5</b>	<b>8</b>	<b>29</b>
<b>Gilmer County</b>	Gilmer Co SO	Adult Male	1	0	0	0	1	0	0	0	0	1
		<b>Total</b>	<b>1</b>	<b>0</b>	<b>0</b>	<b>0</b>	<b>1</b>	<b>0</b>	<b>0</b>	<b>0</b>	<b>0</b>	<b>1</b>
	Glenville PD	Adult Male	0	1	0	0	1	0	0	0	0	1
		<b>Total</b>	<b>0</b>	<b>1</b>	<b>0</b>	<b>0</b>	<b>1</b>	<b>0</b>	<b>0</b>	<b>0</b>	<b>0</b>	<b>1</b>
	Total		<b>1</b>	<b>1</b>	<b>0</b>	<b>0</b>	<b>2</b>	<b>0</b>	<b>0</b>	<b>0</b>	<b>0</b>	<b>2</b>
<b>Grant County</b>	Grant Co SO	Adult Male	1	0	0	0	1	0	0	0	0	1
		Juvenile Male	0	1	0	0	1	0	0	0	0	1
		<b>Total</b>	<b>1</b>	<b>1</b>	<b>0</b>	<b>0</b>	<b>2</b>	<b>0</b>	<b>0</b>	<b>0</b>	<b>0</b>	<b>2</b>
	Petersburg SP	Adult Female	1	0	0	0	1	0	0	1	1	2
		Adult Male	2	0	0	0	2	0	0	1	1	3
		Juvenile Male	0	1	0	0	1	0	0	0	0	1
		<b>Total</b>	<b>3</b>	<b>1</b>	<b>0</b>	<b>0</b>	<b>4</b>	<b>0</b>	<b>0</b>	<b>2</b>	<b>2</b>	<b>6</b>
	Total		<b>4</b>	<b>2</b>	<b>0</b>	<b>0</b>	<b>6</b>	<b>0</b>	<b>0</b>	<b>2</b>	<b>2</b>	<b>8</b>
<b>Greenbrier County</b>	Greenbrier Co SO	Adult Male	5	0	0	0	5	0	0	0	0	5
		Juvenile Male	1	0	0	0	1	0	0	0	0	1
		<b>Total</b>	<b>6</b>	<b>0</b>	<b>0</b>	<b>0</b>	<b>6</b>	<b>0</b>	<b>0</b>	<b>0</b>	<b>0</b>	<b>6</b>

			Crimes Against Persons					Crimes Against Property				Total
			Assault Offenses	Forcible Sex Offenses	Murder	Other Crimes Against Persons	Total	Burglary/B&E	Larceny	Other Crimes Against Property	Total	
<b>Greenbrier County</b>	Lewisburg PD	Adult Male	0	0	0	0	0	0	2	0	2	2
		<b>Total</b>	<b>0</b>	<b>0</b>	<b>0</b>	<b>0</b>	<b>0</b>	<b>0</b>	<b>2</b>	<b>0</b>	<b>2</b>	<b>2</b>
	Lewisburg SP	Adult Female	1	0	0	0	1	0	0	0	0	1
		Adult Male	1	0	0	0	1	0	0	0	0	1
		<b>Total</b>	<b>2</b>	<b>0</b>	<b>0</b>	<b>0</b>	<b>2</b>	<b>0</b>	<b>0</b>	<b>0</b>	<b>0</b>	<b>2</b>
	Rainelle SP	Adult Male	0	0	0	1	1	0	0	0	0	1
		<b>Total</b>	<b>0</b>	<b>0</b>	<b>0</b>	<b>1</b>	<b>1</b>	<b>0</b>	<b>0</b>	<b>0</b>	<b>0</b>	<b>1</b>
Total			<b>8</b>	<b>0</b>	<b>0</b>	<b>1</b>	<b>9</b>	<b>0</b>	<b>2</b>	<b>0</b>	<b>2</b>	<b>11</b>
<b>Hampshire County</b>	Hampshire Co SO	Adult Female	2	0	0	0	2	0	0	0	0	2
		Adult Male	4	0	0	0	4	0	0	3	3	7
		<b>Total</b>	<b>6</b>	<b>0</b>	<b>0</b>	<b>0</b>	<b>6</b>	<b>0</b>	<b>0</b>	<b>3</b>	<b>3</b>	<b>9</b>
	Romney SP	Adult Female	13	0	0	0	13	0	1	4	5	18
		Adult Male	19	0	1	0	20	0	2	1	3	23
		Juvenile Female	1	0	0	0	1	0	2	0	2	3
		Juvenile Male	1	2	0	0	3	0	0	0	0	3
<b>Total</b>		<b>34</b>	<b>2</b>	<b>1</b>	<b>0</b>	<b>37</b>	<b>0</b>	<b>5</b>	<b>5</b>	<b>10</b>	<b>47</b>	
Total			<b>40</b>	<b>2</b>	<b>1</b>	<b>0</b>	<b>43</b>	<b>0</b>	<b>5</b>	<b>8</b>	<b>13</b>	<b>56</b>
<b>Hancock County</b>	Hancock Co SO	Adult Male	3	0	0	0	3	0	1	0	1	4
		<b>Total</b>	<b>3</b>	<b>0</b>	<b>0</b>	<b>0</b>	<b>3</b>	<b>0</b>	<b>1</b>	<b>0</b>	<b>1</b>	<b>4</b>

			Crimes Against Persons					Crimes Against Property				Total
			Assault Offenses	Forcible Sex Offenses	Murder	Other Crimes Against Persons	Total	Burglary/ B&E	Larceny	Other Crimes Against Property	Total	
<b>Hancock County</b>	Weirton PD	Adult Female	1	0	0	0	1	0	0	0	0	1
		Adult Male	10	0	0	0	10	0	1	1	2	12
		Juvenile Female	1	0	0	0	1	0	0	0	0	1
		<b>Total</b>	<b>12</b>	<b>0</b>	<b>0</b>	<b>0</b>	<b>12</b>	<b>0</b>	<b>1</b>	<b>1</b>	<b>2</b>	<b>14</b>
	Total		<b>15</b>	<b>0</b>	<b>0</b>	<b>0</b>	<b>15</b>	<b>0</b>	<b>2</b>	<b>1</b>	<b>3</b>	<b>18</b>
<b>Hardy County</b>	Hardy Co SO	Adult Male	1	0	0	0	1	0	0	0	0	1
		<b>Total</b>	<b>1</b>	<b>0</b>	<b>0</b>	<b>0</b>	<b>1</b>	<b>0</b>	<b>0</b>	<b>0</b>	<b>0</b>	<b>1</b>
	Moorefield PD	Adult Male	2	0	0	0	2	0	0	0	0	2
		Juvenile Male	0	0	0	0	0	0	1	1	2	2
		<b>Total</b>	<b>2</b>	<b>0</b>	<b>0</b>	<b>0</b>	<b>2</b>	<b>0</b>	<b>1</b>	<b>1</b>	<b>2</b>	<b>4</b>
	Moorefield SP	Adult Female	3	0	0	0	3	0	0	0	0	3
		Adult Male	1	0	0	0	1	1	0	1	2	3
		Juvenile Male	0	1	0	0	1	0	0	1	1	2
		<b>Total</b>	<b>4</b>	<b>1</b>	<b>0</b>	<b>0</b>	<b>5</b>	<b>1</b>	<b>0</b>	<b>2</b>	<b>3</b>	<b>8</b>
	Total		<b>7</b>	<b>1</b>	<b>0</b>	<b>0</b>	<b>8</b>	<b>1</b>	<b>1</b>	<b>3</b>	<b>5</b>	<b>13</b>
<b>Harrison County</b>	Bridgeport PD	Adult Female	4	0	0	0	4	0	0	0	0	4
		Adult Male	5	0	0	0	5	1	0	1	2	7
		Juvenile Male	1	0	0	0	1	0	0	1	1	2
		<b>Total</b>	<b>10</b>	<b>0</b>	<b>0</b>	<b>0</b>	<b>10</b>	<b>1</b>	<b>0</b>	<b>2</b>	<b>3</b>	<b>13</b>



			Crimes Against Persons					Crimes Against Property				Total
			Assault Offenses	Forcible Sex Offenses	Murder	Other Crimes Against Persons	Total	Burglary/B&E	Larceny	Other Crimes Against Property	Total	
<b>Harrison County</b>	Bridgeport SP	Adult Female	2	0	0	0	2	0	0	0	0	2
		Adult Male	8	0	0	0	8	1	1	1	3	11
		Juvenile Male	3	0	0	0	3	0	0	0	0	3
		<b>Total</b>	<b>13</b>	<b>0</b>	<b>0</b>	<b>0</b>	<b>13</b>	<b>1</b>	<b>1</b>	<b>1</b>	<b>3</b>	<b>16</b>
	Clarksburg PD	Adult Female	10	0	0	2	12	0	3	4	7	19
		Adult Male	25	1	0	2	28	3	7	8	18	46
		Juvenile Female	2	0	0	0	2	0	0	0	0	2
		Juvenile Male	18	0	0	0	18	0	0	3	3	21
		<b>Total</b>	<b>55</b>	<b>1</b>	<b>0</b>	<b>4</b>	<b>60</b>	<b>3</b>	<b>10</b>	<b>15</b>	<b>28</b>	<b>88</b>
	Harrison Co SO	Adult Female	7	0	0	0	7	1	0	1	2	9
		Adult Male	17	0	0	1	18	0	6	2	8	26
		Juvenile Female	2	0	0	0	2	0	1	0	1	3
		<b>Total</b>	<b>26</b>	<b>0</b>	<b>0</b>	<b>1</b>	<b>27</b>	<b>1</b>	<b>7</b>	<b>3</b>	<b>11</b>	<b>38</b>
	Shinnston PD	Adult Male	3	0	0	0	3	0	0	1	1	4
Juvenile Male		0	0	0	0	0	0	1	0	1	1	
<b>Total</b>		<b>3</b>	<b>0</b>	<b>0</b>	<b>0</b>	<b>3</b>	<b>0</b>	<b>1</b>	<b>1</b>	<b>2</b>	<b>5</b>	
<b>Total</b>			<b>107</b>	<b>1</b>	<b>0</b>	<b>5</b>	<b>113</b>	<b>6</b>	<b>19</b>	<b>22</b>	<b>47</b>	<b>160</b>
<b>Jackson County</b>	Jackson Co SO	Adult Female	1	0	0	0	1	0	0	0	0	1
		Adult Male	7	0	0	0	7	1	0	1	2	9

		Crimes Against Persons					Crimes Against Property				Total		
		Assault Offenses	Forcible Sex Offenses	Murder	Other Crimes Against Persons	Total	Burglary/B&E	Larceny	Other Crimes Against Property	Total			
<b>Jackson County</b>	Jackson Co	<b>Total</b>	<b>8</b>	<b>0</b>	<b>0</b>	<b>0</b>	<b>8</b>	<b>1</b>	<b>0</b>	<b>1</b>	<b>2</b>	<b>10</b>	
	Ravenswood PD	Adult Female	1	0	0	0	1	0	0	0	0	0	1
		Adult Male	2	0	0	0	2	0	0	0	0	0	2
		Juvenile Male	1	0	0	0	1	0	0	0	0	0	1
		<b>Total</b>	<b>4</b>	<b>0</b>	<b>0</b>	<b>0</b>	<b>4</b>	<b>0</b>	<b>0</b>	<b>0</b>	<b>0</b>	<b>0</b>	<b>4</b>
	Ripley PD	Adult Female	1	0	0	0	1	0	0	1	1	1	2
		Adult Male	2	0	0	0	2	0	0	0	0	0	2
		Juvenile Female	1	0	0	0	1	0	0	0	0	0	1
		Juvenile Male	1	0	0	0	1	0	0	0	0	0	1
		<b>Total</b>	<b>5</b>	<b>0</b>	<b>0</b>	<b>0</b>	<b>5</b>	<b>0</b>	<b>0</b>	<b>1</b>	<b>1</b>	<b>1</b>	<b>6</b>
	Ripley SP	Adult Female	0	0	0	0	0	0	4	4	8	8	8
		<b>Total</b>	<b>0</b>	<b>0</b>	<b>0</b>	<b>0</b>	<b>0</b>	<b>0</b>	<b>4</b>	<b>4</b>	<b>8</b>	<b>8</b>	<b>8</b>
<b>Total</b>			<b>17</b>	<b>0</b>	<b>0</b>	<b>0</b>	<b>17</b>	<b>1</b>	<b>4</b>	<b>6</b>	<b>11</b>	<b>28</b>	
<b>Jefferson County</b>	Charles Town PD	Adult Male	2	0	0	0	2	0	1	0	1	3	
		Juvenile Female	1	0	0	0	1	0	0	0	0	1	
		<b>Total</b>	<b>3</b>	<b>0</b>	<b>0</b>	<b>0</b>	<b>3</b>	<b>0</b>	<b>1</b>	<b>0</b>	<b>1</b>	<b>4</b>	
	Harpers Ferry PD	Juvenile Male	3	0	0	0	3	0	0	0	0	0	3
		<b>Total</b>	<b>3</b>	<b>0</b>	<b>0</b>	<b>0</b>	<b>3</b>	<b>0</b>	<b>0</b>	<b>0</b>	<b>0</b>	<b>0</b>	<b>3</b>
Jefferson Co	Adult Male	3	0	0	0	3	1	1	3	5	8		

			Crimes Against Persons				Crimes Against Property				Total	
			Assault Offenses	Forcible Sex Offenses	Murder	Other Crimes Against Persons	Total	Burglary/ B&E	Larceny	Other Crimes Against Property		Total
<b>Jefferson County</b>	Jefferson Co SO	Juvenile Female	1	0	0	0	1	0	0	0	0	1
		Juvenile Male	1	0	0	0	1	0	0	0	0	1
		<b>Total</b>	<b>5</b>	<b>0</b>	<b>0</b>	<b>0</b>	<b>5</b>	<b>1</b>	<b>1</b>	<b>3</b>	<b>5</b>	<b>10</b>
	Kearneysville SP	Adult Female	1	0	0	0	1	0	1	0	1	2
		Adult Male	3	0	0	0	3	0	2	4	6	9
		Juvenile Female	1	0	0	0	1	0	0	0	0	1
		Juvenile Male	0	0	0	0	0	0	0	2	2	2
		<b>Total</b>	<b>5</b>	<b>0</b>	<b>0</b>	<b>0</b>	<b>5</b>	<b>0</b>	<b>3</b>	<b>6</b>	<b>9</b>	<b>14</b>
	Ranson PD	Adult Male	2	0	0	0	2	0	0	0	0	2
		<b>Total</b>	<b>2</b>	<b>0</b>	<b>0</b>	<b>0</b>	<b>2</b>	<b>0</b>	<b>0</b>	<b>0</b>	<b>0</b>	<b>2</b>
	Shepherd College	Adult Female	0	0	0	0	0	0	1	1	2	2
		Adult Male	1	0	0	0	1	0	0	0	0	1
		<b>Total</b>	<b>1</b>	<b>0</b>	<b>0</b>	<b>0</b>	<b>1</b>	<b>0</b>	<b>1</b>	<b>1</b>	<b>2</b>	<b>3</b>
	<b>Total</b>			<b>19</b>	<b>0</b>	<b>0</b>	<b>0</b>	<b>19</b>	<b>1</b>	<b>6</b>	<b>10</b>	<b>17</b>
<b>Kanawha County</b>	Charleston PD	Adult Female	123	0	0	0	123	2	6	21	29	152
		Adult Male	174	3	0	2	179	4	17	42	63	242
		Juvenile Female	21	0	0	0	21	0	0	1	1	22
		Juvenile Male	25	1	0	0	26	2	1	2	5	31
		<b>Total</b>	<b>343</b>	<b>4</b>	<b>0</b>	<b>2</b>	<b>349</b>	<b>8</b>	<b>24</b>	<b>66</b>	<b>98</b>	<b>447</b>

			Crimes Against Persons					Crimes Against Property				Total
			Assault Offenses	Forcible Sex Offenses	Murder	Other Crimes Against Persons	Total	Burglary/B&E	Larceny	Other Crimes Against Property	Total	
<b>Kanawha County</b>	Dunbar PD	Adult Female	7	0	0	0	7	1	0	2	3	<b>10</b>
		Adult Male	18	0	0	0	18	0	1	1	2	<b>20</b>
		Juvenile Male	0	0	0	0	0	1	0	0	1	<b>1</b>
		<b>Total</b>	<b>25</b>	<b>0</b>	<b>0</b>	<b>0</b>	<b>25</b>	<b>2</b>	<b>1</b>	<b>3</b>	<b>6</b>	<b>31</b>
	Kanawha Co SO	Adult Female	75	0	0	0	75	1	2	7	10	<b>85</b>
		Adult Male	142	0	1	0	143	9	7	34	50	<b>193</b>
		Juvenile Female	9	0	0	0	9	0	0	0	0	<b>9</b>
		Juvenile Male	15	1	0	0	16	0	0	2	2	<b>18</b>
		<b>Total</b>	<b>241</b>	<b>1</b>	<b>1</b>	<b>0</b>	<b>243</b>	<b>10</b>	<b>9</b>	<b>43</b>	<b>62</b>	<b>305</b>
	Nitro PD	Adult Female	0	0	0	0	0	0	0	1	1	<b>1</b>
		Adult Male	10	0	0	0	10	0	2	0	2	<b>12</b>
		Juvenile Male	1	0	0	0	1	0	0	1	1	<b>2</b>
		<b>Total</b>	<b>11</b>	<b>0</b>	<b>0</b>	<b>0</b>	<b>11</b>	<b>0</b>	<b>2</b>	<b>2</b>	<b>4</b>	<b>15</b>
	Protective Services-Capitol		0	0	0	0	0	0	0	1	1	<b>1</b>
		Adult Male	0	0	0	0	0	0	0	1	1	<b>1</b>
		<b>Total</b>	<b>0</b>	<b>0</b>	<b>0</b>	<b>0</b>	<b>0</b>	<b>0</b>	<b>0</b>	<b>2</b>	<b>2</b>	<b>2</b>
	Quincy SP	Adult Female	1	0	0	0	1	0	0	0	0	<b>1</b>
		Adult Male	6	0	0	0	6	1	2	2	5	<b>11</b>
		Juvenile Female	1	0	0	0	1	0	0	0	0	<b>1</b>
		<b>Total</b>	<b>8</b>	<b>0</b>	<b>0</b>	<b>0</b>	<b>8</b>	<b>1</b>	<b>2</b>	<b>2</b>	<b>5</b>	<b>13</b>

			Crimes Against Persons					Crimes Against Property				Total
			Assault Offenses	Forcible Sex Offenses	Murder	Other Crimes Against Persons	Total	Burglary/B&E	Larceny	Other Crimes Against Property	Total	
<b>Kanawha County</b>	So Charleston SP	Adult Female	4	0	0	0	4	0	0	1	1	5
		Adult Male	13	0	0	0	13	0	2	2	4	17
		Juvenile Female	2	0	0	0	2	0	0	0	0	2
		<b>Total</b>	<b>19</b>	<b>0</b>	<b>0</b>	<b>0</b>	<b>19</b>	<b>0</b>	<b>2</b>	<b>3</b>	<b>5</b>	<b>24</b>
	South Charleston PD	Adult Female	8	0	0	0	8	0	1	3	4	12
		Adult Male	21	0	0	0	21	3	3	8	14	35
		Juvenile Male	1	0	0	0	1	0	0	0	0	1
		<b>Total</b>	<b>30</b>	<b>0</b>	<b>0</b>	<b>0</b>	<b>30</b>	<b>3</b>	<b>4</b>	<b>11</b>	<b>18</b>	<b>48</b>
	St Albans PD	Adult Female	2	0	0	0	2	0	0	0	0	2
		Adult Male	5	0	0	0	5	1	2	1	4	9
		Juvenile Female	2	0	0	0	2	0	0	0	0	2
		<b>Total</b>	<b>9</b>	<b>0</b>	<b>0</b>	<b>0</b>	<b>9</b>	<b>1</b>	<b>2</b>	<b>1</b>	<b>4</b>	<b>13</b>
	WVSC Security	Adult Male	5	0	0	0	5	0	2	0	2	7
		<b>Total</b>	<b>5</b>	<b>0</b>	<b>0</b>	<b>0</b>	<b>5</b>	<b>0</b>	<b>2</b>	<b>0</b>	<b>2</b>	<b>7</b>
<b>Total</b>			<b>691</b>	<b>5</b>	<b>1</b>	<b>2</b>	<b>699</b>	<b>25</b>	<b>48</b>	<b>133</b>	<b>206</b>	<b>905</b>
<b>Lewis County</b>	Lewis Co SO	Adult Female	5	0	0	0	5	0	0	1	1	6
		Adult Male	4	0	0	0	4	0	0	1	1	5
		Juvenile Male	1	0	0	0	1	0	0	0	0	1
		<b>Total</b>	<b>10</b>	<b>0</b>	<b>0</b>	<b>0</b>	<b>10</b>	<b>0</b>	<b>0</b>	<b>2</b>	<b>2</b>	<b>12</b>

			Crimes Against Persons					Crimes Against Property				Total
			Assault Offenses	Forcible Sex Offenses	Murder	Other Crimes Against Persons	Total	Burglary/B&E	Larceny	Other Crimes Against Property	Total	
<b>Lewis County</b>	Weston SP	Adult Female	0	0	0	1	1	0	0	1	1	2
		Adult Male	2	0	0	0	2	1	1	0	2	4
		Juvenile Male	1	0	0	0	1	0	0	0	0	1
		<b>Total</b>	<b>3</b>	<b>0</b>	<b>0</b>	<b>1</b>	<b>4</b>	<b>1</b>	<b>1</b>	<b>1</b>	<b>3</b>	<b>7</b>
	Total		<b>13</b>	<b>0</b>	<b>0</b>	<b>1</b>	<b>14</b>	<b>1</b>	<b>1</b>	<b>3</b>	<b>5</b>	<b>19</b>
<b>Lincoln County</b>	Hamlin SP	Adult Female	5	0	0	0	5	0	1	0	1	6
		Adult Male	8	0	0	0	8	0	2	3	5	13
		Juvenile Female	1	0	0	0	1	0	0	0	0	1
		Juvenile Male	3	0	0	0	3	0	0	0	0	3
		<b>Total</b>	<b>17</b>	<b>0</b>	<b>0</b>	<b>0</b>	<b>17</b>	<b>0</b>	<b>3</b>	<b>3</b>	<b>6</b>	<b>23</b>
	Total		<b>17</b>	<b>0</b>	<b>0</b>	<b>0</b>	<b>17</b>	<b>0</b>	<b>3</b>	<b>3</b>	<b>6</b>	<b>23</b>
<b>Logan County</b>	Chapmanville PD		1	0	0	0	1	0	0	0	0	1
		Adult Male	1	0	0	0	1	0	0	0	0	1
		Juvenile Male	1	0	0	0	1	0	0	0	0	1
		<b>Total</b>	<b>3</b>	<b>0</b>	<b>0</b>	<b>0</b>	<b>3</b>	<b>0</b>	<b>0</b>	<b>0</b>	<b>0</b>	<b>3</b>
	Logan Co SO	Adult Female	2	0	0	0	2	0	1	0	1	3
		Adult Male	2	0	0	0	2	0	0	0	0	2
		<b>Total</b>	<b>4</b>	<b>0</b>	<b>0</b>	<b>0</b>	<b>4</b>	<b>0</b>	<b>1</b>	<b>0</b>	<b>1</b>	<b>5</b>
	Logan PD	Adult Female	0	0	0	0	0	0	0	1	1	1

			Crimes Against Persons					Crimes Against Property				Total
			Assault Offenses	Forcible Sex Offenses	Murder	Other Crimes Against Persons	Total	Burglary/B&E	Larceny	Other Crimes Against Property	Total	
<b>Logan County</b>	Logan PD	Adult Male	1	0	0	0	1	0	0	0	0	1
		Juvenile Female	1	0	0	0	1	0	0	0	0	1
		<b>Total</b>	<b>2</b>	<b>0</b>	<b>0</b>	<b>0</b>	<b>2</b>	<b>0</b>	<b>0</b>	<b>1</b>	<b>1</b>	<b>3</b>
	Logan SP	Adult Female	11	0	0	0	11	0	0	2	2	13
		Adult Male	18	0	0	0	18	0	0	0	0	18
		Juvenile Male	1	0	0	0	1	0	0	0	0	1
		<b>Total</b>	<b>30</b>	<b>0</b>	<b>0</b>	<b>0</b>	<b>30</b>	<b>0</b>	<b>0</b>	<b>2</b>	<b>2</b>	<b>32</b>
	Total			<b>39</b>	<b>0</b>	<b>0</b>	<b>0</b>	<b>39</b>	<b>0</b>	<b>1</b>	<b>3</b>	<b>4</b>
<b>Marion County</b>	Fairmont Campus Police	Adult Female	2	0	0	0	2	0	0	1	1	3
		Adult Male	0	0	0	0	0	1	0	2	3	3
		<b>Total</b>	<b>2</b>	<b>0</b>	<b>0</b>	<b>0</b>	<b>2</b>	<b>1</b>	<b>0</b>	<b>3</b>	<b>4</b>	<b>6</b>
	Fairmont PD		0	0	0	0	0	0	0	1	1	1
		Adult Female	15	0	0	0	15	0	1	3	4	19
		Adult Male	23	1	0	0	24	0	1	3	4	28
		Juvenile Male	4	0	0	0	4	0	1	0	1	5
		<b>Total</b>	<b>42</b>	<b>1</b>	<b>0</b>	<b>0</b>	<b>43</b>	<b>0</b>	<b>3</b>	<b>7</b>	<b>10</b>	<b>53</b>
	Fairmont SP	Adult Female	2	0	0	0	2	0	0	0	0	2
		Adult Male	3	0	0	0	3	0	0	1	1	4
		Juvenile Female	1	0	0	0	1	0	0	0	0	1
Juvenile Male		1	0	0	0	1	0	0	0	0	1	

			Crimes Against Persons					Crimes Against Property				Total	
			Assault Offenses	Forcible Sex Offenses	Murder	Other Crimes Against Persons	Total	Burglary/ B&E	Larceny	Other Crimes Against Property	Total		
<b>Marion County</b>	Fairmont SP	<b>Total</b>	7	0	0	0	7	0	0	1	1	8	
	Mannington PD	Adult Male	1	0	0	0	1	0	0	0	0	1	
		<b>Total</b>	1	0	0	0	1	0	0	0	0	1	
	Marion Co SO			0	0	0	0	1	1	0	2	2	
		Adult Female		10	0	0	0	10	0	0	2	2	12
		Adult Male		18	0	0	0	18	0	0	2	2	20
		<b>Total</b>		28	0	0	0	28	1	1	4	6	34
	Total			80	1	0	0	81	2	4	15	21	102
<b>Marshall County</b>	Benwood PD	Adult Female	1	0	0	0	1	0	0	0	0	1	
		Adult Male	1	0	0	0	1	0	0	0	0	1	
		<b>Total</b>	2	0	0	0	2	0	0	0	0	2	
	Cameron PD	Adult Male	0	0	0	0	0	0	0	1	1	1	
		<b>Total</b>	0	0	0	0	0	0	0	1	1	1	
	Glen Dale PD	Adult Female	4	0	0	0	4	0	0	0	0	4	
		Adult Male	4	0	0	0	4	0	0	0	0	4	
		<b>Total</b>	8	0	0	0	8	0	0	0	0	8	
	Marshall Co SO	Adult Female	5	0	0	0	5	0	0	1	1	6	
		Adult Male	12	0	0	0	12	2	0	4	6	18	
		Juvenile Female	8	0	0	0	8	0	0	0	0	8	



			Crimes Against Persons					Crimes Against Property				Total
			Assault Offenses	Forcible Sex Offenses	Murder	Other Crimes Against Persons	Total	Burglary/B&E	Larceny	Other Crimes Against Property	Total	
<b>Marshall County</b>	Marshall Co SO	Juvenile Male	5	0	0	0	5	0	2	0	2	7
		<b>Total</b>	<b>30</b>	<b>0</b>	<b>0</b>	<b>0</b>	<b>30</b>	<b>2</b>	<b>2</b>	<b>5</b>	<b>9</b>	<b>39</b>
	Mc Mechen PD	Adult Female	1	0	0	0	1	0	0	0	0	1
		Adult Male	1	0	0	0	1	0	0	0	0	1
		<b>Total</b>	<b>2</b>	<b>0</b>	<b>0</b>	<b>0</b>	<b>2</b>	<b>0</b>	<b>0</b>	<b>0</b>	<b>0</b>	<b>2</b>
	Moundsville PD	Adult Female	7	0	0	0	7	0	2	0	2	9
		Adult Male	9	1	0	0	10	1	1	1	3	13
		Juvenile Male	1	1	0	0	2	0	0	0	0	2
		<b>Total</b>	<b>17</b>	<b>2</b>	<b>0</b>	<b>0</b>	<b>19</b>	<b>1</b>	<b>3</b>	<b>1</b>	<b>5</b>	<b>24</b>
	Moundsville SP	Adult Male	2	0	0	0	2	1	0	0	1	3
		Juvenile Female	1	0	0	0	1	0	0	0	0	1
		<b>Total</b>	<b>3</b>	<b>0</b>	<b>0</b>	<b>0</b>	<b>3</b>	<b>1</b>	<b>0</b>	<b>0</b>	<b>1</b>	<b>4</b>
	<b>Total</b>			<b>62</b>	<b>2</b>	<b>0</b>	<b>0</b>	<b>64</b>	<b>4</b>	<b>5</b>	<b>7</b>	<b>16</b>
<b>Mason County</b>	Mason Co SO	Adult Female	0	0	0	0	0	0	0	1	1	1
		Adult Male	3	0	0	0	3	1	0	2	3	6
		Juvenile Female	1	0	0	0	1	0	0	0	0	1
		Juvenile Male	2	1	0	0	3	0	0	0	0	3
		<b>Total</b>	<b>6</b>	<b>1</b>	<b>0</b>	<b>0</b>	<b>7</b>	<b>1</b>	<b>0</b>	<b>3</b>	<b>4</b>	<b>11</b>
	Point	Adult Female	8	0	0	0	8	0	0	0	0	8

			Crimes Against Persons					Crimes Against Property				Total
			Assault Offenses	Forcible Sex Offenses	Murder	Other Crimes Against Persons	Total	Burglary/B&E	Larceny	Other Crimes Against Property	Total	
<b>Mason County</b>	Point Pleasant PD	Adult Male	7	0	0	0	7	2	0	3	5	12
		Juvenile Female	1	0	0	0	1	0	0	0	0	1
		<b>Total</b>	<b>16</b>	<b>0</b>	<b>0</b>	<b>0</b>	<b>16</b>	<b>2</b>	<b>0</b>	<b>3</b>	<b>5</b>	<b>21</b>
	Point Pleasant SP	Adult Female	2	0	0	0	2	0	0	0	0	2
		Adult Male	1	0	0	0	1	0	0	0	0	1
		<b>Total</b>	<b>3</b>	<b>0</b>	<b>0</b>	<b>0</b>	<b>3</b>	<b>0</b>	<b>0</b>	<b>0</b>	<b>0</b>	<b>3</b>
	Total			<b>25</b>	<b>1</b>	<b>0</b>	<b>0</b>	<b>26</b>	<b>3</b>	<b>0</b>	<b>6</b>	<b>9</b>
<b>McDowell County</b>	Mc Dowell Co SO	Adult Female	13	0	0	0	13	0	0	2	2	15
		Adult Male	12	0	0	0	12	0	0	2	2	14
		Juvenile Female	1	0	0	0	1	0	0	0	0	1
		<b>Total</b>	<b>26</b>	<b>0</b>	<b>0</b>	<b>0</b>	<b>26</b>	<b>0</b>	<b>0</b>	<b>4</b>	<b>4</b>	<b>30</b>
	Welch PD	Adult Female	1	0	0	0	1	0	0	0	0	1
		Adult Male	1	0	0	0	1	0	1	0	1	2
		<b>Total</b>	<b>2</b>	<b>0</b>	<b>0</b>	<b>0</b>	<b>2</b>	<b>0</b>	<b>1</b>	<b>0</b>	<b>1</b>	<b>3</b>
	Welch SP	Adult Male	2	0	0	0	2	0	1	0	1	3
		<b>Total</b>	<b>2</b>	<b>0</b>	<b>0</b>	<b>0</b>	<b>2</b>	<b>0</b>	<b>1</b>	<b>0</b>	<b>1</b>	<b>3</b>
	Total			<b>30</b>	<b>0</b>	<b>0</b>	<b>0</b>	<b>30</b>	<b>0</b>	<b>2</b>	<b>4</b>	<b>6</b>
<b>Mercer County</b>	Bluefield PD	Adult Female	20	0	0	0	20	0	0	2	2	22
		Adult Male	24	0	0	0	24	0	3	4	7	31

			Crimes Against Persons				Crimes Against Property				Total	
			Assault Offenses	Forcible Sex Offenses	Murder	Other Crimes Against Persons	Total	Burglary/B&E	Larceny	Other Crimes Against Property		Total
<b>Mercer County</b>	Bluefield PD	Juvenile Female	1	0	0	0	1	0	0	1	1	2
		Juvenile Male	1	0	0	0	1	0	0	0	0	1
		<b>Total</b>	<b>46</b>	<b>0</b>	<b>0</b>	<b>0</b>	<b>46</b>	<b>0</b>	<b>3</b>	<b>7</b>	<b>10</b>	<b>56</b>
	Concord College Security	Adult Female	0	0	0	0	0	3	0	0	3	3
		Adult Male	1	0	0	0	1	0	0	0	0	1
		<b>Total</b>	<b>1</b>	<b>0</b>	<b>0</b>	<b>0</b>	<b>1</b>	<b>3</b>	<b>0</b>	<b>0</b>	<b>3</b>	<b>4</b>
	Mercer Co SO	Adult Female	41	1	0	0	42	2	4	5	11	53
		Adult Male	50	0	1	0	51	2	1	4	7	58
		Juvenile Female	2	0	0	0	2	0	0	0	0	2
		Juvenile Male	0	1	0	0	1	1	0	1	2	3
		<b>Total</b>	<b>93</b>	<b>2</b>	<b>1</b>	<b>0</b>	<b>96</b>	<b>5</b>	<b>5</b>	<b>10</b>	<b>20</b>	<b>116</b>
	Princeton PD	Adult Female	29	1	0	0	30	0	2	0	2	32
		Adult Male	24	0	0	0	24	2	1	2	5	29
		Juvenile Female	5	0	0	0	5	0	0	0	0	5
		Juvenile Male	8	0	0	0	8	0	1	2	3	11
		<b>Total</b>	<b>66</b>	<b>1</b>	<b>0</b>	<b>0</b>	<b>67</b>	<b>2</b>	<b>4</b>	<b>4</b>	<b>10</b>	<b>77</b>
	Princeton SP	Adult Female	1	0	0	0	1	0	0	3	3	4
		Adult Male	6	0	0	0	6	0	1	3	4	10
<b>Total</b>		<b>7</b>	<b>0</b>	<b>0</b>	<b>0</b>	<b>7</b>	<b>0</b>	<b>1</b>	<b>6</b>	<b>7</b>	<b>14</b>	

		Crimes Against Persons					Crimes Against Property				Total	
		Assault Offenses	Forcible Sex Offenses	Murder	Other Crimes Against Persons	Total	Burglary/ B&E	Larceny	Other Crimes Against Property	Total		
<b>Mercer</b>	Total	<b>213</b>	<b>3</b>	<b>1</b>	<b>0</b>	<b>217</b>	<b>10</b>	<b>13</b>	<b>27</b>	<b>50</b>	<b>267</b>	
<b>Mineral County</b>	Keyser PD	Adult Female	8	0	0	0	8	0	1	0	1	9
		Adult Male	17	0	0	0	17	0	0	1	1	18
		Juvenile Female	2	0	0	0	2	0	0	0	0	2
		Juvenile Male	5	0	0	0	5	0	0	0	0	5
		<b>Total</b>	<b>32</b>	<b>0</b>	<b>0</b>	<b>0</b>	<b>32</b>	<b>0</b>	<b>1</b>	<b>1</b>	<b>2</b>	<b>34</b>
	Keyser SP	Adult Female	5	0	0	0	5	0	0	1	1	6
		Adult Male	13	0	0	0	13	0	0	4	4	17
		Juvenile Female	4	0	0	0	4	0	0	0	0	4
		Juvenile Male	1	1	0	0	2	0	0	0	0	2
		<b>Total</b>	<b>23</b>	<b>1</b>	<b>0</b>	<b>0</b>	<b>24</b>	<b>0</b>	<b>0</b>	<b>5</b>	<b>5</b>	<b>29</b>
	Mineral Co SO	Adult Male	4	0	0	0	4	0	0	0	0	4
		<b>Total</b>	<b>4</b>	<b>0</b>	<b>0</b>	<b>0</b>	<b>4</b>	<b>0</b>	<b>0</b>	<b>0</b>	<b>0</b>	<b>4</b>
	Potomac State College Police	Adult Male	1	0	0	0	1	0	0	0	0	1
		<b>Total</b>	<b>1</b>	<b>0</b>	<b>0</b>	<b>0</b>	<b>1</b>	<b>0</b>	<b>0</b>	<b>0</b>	<b>0</b>	<b>1</b>
	<b>Total</b>		<b>60</b>	<b>1</b>	<b>0</b>	<b>0</b>	<b>61</b>	<b>0</b>	<b>1</b>	<b>6</b>	<b>7</b>	<b>68</b>
<b>Mingo County</b>	Gilbert SP	Adult Female	5	0	0	0	5	0	0	1	1	6
		Adult Male	2	0	0	0	2	0	0	0	0	2
		<b>Total</b>	<b>7</b>	<b>0</b>	<b>0</b>	<b>0</b>	<b>7</b>	<b>0</b>	<b>0</b>	<b>1</b>	<b>1</b>	<b>8</b>

			Crimes Against Persons					Crimes Against Property				Total
			Assault Offenses	Forcible Sex Offenses	Murder	Other Crimes Against Persons	Total	Burglary/B&E	Larceny	Other Crimes Against Property	Total	
<b>Mingo County</b>	Mingo Co SO	Adult Male	5	0	0	0	5	0	0	0	0	5
		<b>Total</b>	<b>5</b>	<b>0</b>	<b>0</b>	<b>0</b>	<b>5</b>	<b>0</b>	<b>0</b>	<b>0</b>	<b>0</b>	<b>5</b>
	Williamson PD	Adult Male	3	0	0	0	3	0	0	0	0	3
		<b>Total</b>	<b>3</b>	<b>0</b>	<b>0</b>	<b>0</b>	<b>3</b>	<b>0</b>	<b>0</b>	<b>0</b>	<b>0</b>	<b>3</b>
	Williamson SP	Adult Female	2	0	0	0	2	0	0	1	1	3
		Adult Male	6	0	0	0	6	0	0	1	1	7
		<b>Total</b>	<b>8</b>	<b>0</b>	<b>0</b>	<b>0</b>	<b>8</b>	<b>0</b>	<b>0</b>	<b>2</b>	<b>2</b>	<b>10</b>
<b>Total</b>			<b>23</b>	<b>0</b>	<b>0</b>	<b>0</b>	<b>23</b>	<b>0</b>	<b>0</b>	<b>3</b>	<b>3</b>	<b>26</b>
<b>Monongalia County</b>	Monongalia Co SO	Adult Female	9	0	0	0	9	0	1	2	3	12
		Adult Male	16	2	0	0	18	0	1	4	5	23
		Juvenile Female	1	0	0	0	1	0	1	1	2	3
		Juvenile Male	2	0	0	0	2	0	0	0	0	2
		<b>Total</b>	<b>28</b>	<b>2</b>	<b>0</b>	<b>0</b>	<b>30</b>	<b>0</b>	<b>3</b>	<b>7</b>	<b>10</b>	<b>40</b>
	Morgantown PD	Adult Female	29	0	0	0	29	0	1	5	6	35
		Adult Male	52	1	0	0	53	1	6	11	18	71
		Juvenile Female	1	0	0	0	1	0	0	0	0	1
		Juvenile Male	3	0	0	0	3	0	0	0	0	3
		<b>Total</b>	<b>85</b>	<b>1</b>	<b>0</b>	<b>0</b>	<b>86</b>	<b>1</b>	<b>7</b>	<b>16</b>	<b>24</b>	<b>110</b>
	Morgantown	Adult Female	6	0	0	0	6	0	0	0	0	6

			Crimes Against Persons					Crimes Against Property				Total	
			Assault Offenses	Forcible Sex Offenses	Murder	Other Crimes Against Persons	Total	Burglary/ B&E	Larceny	Other Crimes Against Property	Total		
<b>Monongalia County</b>	Morgantown SP	Adult Male	17	0	0	0	17	1	1	3	5	22	
		Juvenile Female	2	0	0	0	2	0	0	0	0	2	
		Juvenile Male	1	0	0	0	1	0	0	0	0	1	
		<b>Total</b>	<b>26</b>	<b>0</b>	<b>0</b>	<b>0</b>	<b>26</b>	<b>1</b>	<b>1</b>	<b>3</b>	<b>5</b>	<b>31</b>	
	West Virginia University -Police	Adult Female	2	0	0	0	2	0	2	0	2	4	
		Adult Male	24	0	0	0	24	0	4	3	7	31	
		<b>Total</b>	<b>26</b>	<b>0</b>	<b>0</b>	<b>0</b>	<b>26</b>	<b>0</b>	<b>6</b>	<b>3</b>	<b>9</b>	<b>35</b>	
	Westover PD	Adult Female	2	0	0	0	2	0	0	0	0	2	
		Adult Male	5	0	0	0	5	0	0	0	0	5	
		<b>Total</b>	<b>7</b>	<b>0</b>	<b>0</b>	<b>0</b>	<b>7</b>	<b>0</b>	<b>0</b>	<b>0</b>	<b>0</b>	<b>7</b>	
	<b>Total</b>			<b>172</b>	<b>3</b>	<b>0</b>	<b>0</b>	<b>175</b>	<b>2</b>	<b>17</b>	<b>29</b>	<b>48</b>	<b>223</b>
	<b>Monroe County</b>	Monroe Co SO	Adult Female	4	0	0	0	4	0	0	0	0	4
Adult Male			5	0	0	0	5	0	1	0	1	6	
Juvenile Male			4	0	0	0	4	0	0	0	0	4	
<b>Total</b>			<b>13</b>	<b>0</b>	<b>0</b>	<b>0</b>	<b>13</b>	<b>0</b>	<b>1</b>	<b>0</b>	<b>1</b>	<b>14</b>	
Union SP		Adult Female	1	0	0	0	1	0	0	0	0	1	
		Adult Male	1	0	0	0	1	0	0	0	0	1	
		Juvenile Female	1	0	0	0	1	0	0	0	0	1	
		<b>Total</b>	<b>3</b>	<b>0</b>	<b>0</b>	<b>0</b>	<b>3</b>	<b>0</b>	<b>0</b>	<b>0</b>	<b>0</b>	<b>3</b>	

		Crimes Against Persons					Crimes Against Property				Total	
		Assault Offenses	Forcible Sex Offenses	Murder	Other Crimes Against Persons	Total	Burglary/ B&E	Larceny	Other Crimes Against Property	Total		
<b>Monroe</b>	Total	<b>16</b>	<b>0</b>	<b>0</b>	<b>0</b>	<b>16</b>	<b>0</b>	<b>1</b>	<b>0</b>	<b>1</b>	<b>17</b>	
<b>Morgan County</b>	Berkeley Springs SP	Adult Female	1	0	0	0	1	0	0	0	0	1
		Adult Male	2	0	0	0	2	0	0	0	0	2
		Juvenile Female	1	0	0	0	1	0	0	0	0	1
		<b>Total</b>	<b>4</b>	<b>0</b>	<b>0</b>	<b>0</b>	<b>4</b>	<b>0</b>	<b>0</b>	<b>0</b>	<b>0</b>	<b>4</b>
	Morgan Co SO	Adult Female	0	0	0	0	0	0	0	1	1	1
		Adult Male	1	0	0	0	1	0	0	0	0	1
		<b>Total</b>	<b>1</b>	<b>0</b>	<b>0</b>	<b>0</b>	<b>1</b>	<b>0</b>	<b>0</b>	<b>1</b>	<b>1</b>	<b>2</b>
<b>Total</b>		<b>5</b>	<b>0</b>	<b>0</b>	<b>0</b>	<b>5</b>	<b>0</b>	<b>0</b>	<b>1</b>	<b>1</b>	<b>6</b>	
<b>Nicholas County</b>	Nicholas Co SO	Adult Female	22	0	0	0	22	0	0	6	6	28
		Adult Male	25	0	0	0	25	1	4	7	12	37
		Juvenile Female	2	0	0	0	2	0	0	0	0	2
		Juvenile Male	2	0	0	0	2	0	0	0	0	2
		<b>Total</b>	<b>51</b>	<b>0</b>	<b>0</b>	<b>0</b>	<b>51</b>	<b>1</b>	<b>4</b>	<b>13</b>	<b>18</b>	<b>69</b>
	Richwood SP	Adult Male	0	0	0	0	0	0	0	1	1	1
		<b>Total</b>	<b>0</b>	<b>0</b>	<b>0</b>	<b>0</b>	<b>0</b>	<b>0</b>	<b>0</b>	<b>1</b>	<b>1</b>	<b>1</b>
	Summersville PD	Adult Female	3	0	0	0	3	0	0	0	0	3
		Adult Male	3	0	0	0	3	0	1	4	5	8
		Juvenile Female	1	0	0	0	1	0	0	0	0	1

			Crimes Against Persons					Crimes Against Property				Total
			Assault Offenses	Forcible Sex Offenses	Murder	Other Crimes Against Persons	Total	Burglary/ B&E	Larceny	Other Crimes Against Property	Total	
<b>Nicholas County</b>	Summersville PD	Juvenile Male	1	0	0	0	1	0	0	0	0	1
		<b>Total</b>	<b>8</b>	<b>0</b>	<b>0</b>	<b>0</b>	<b>8</b>	<b>0</b>	<b>1</b>	<b>4</b>	<b>5</b>	<b>13</b>
	Summersville SP	Adult Female	4	0	0	0	4	0	0	0	0	4
		Adult Male	2	0	0	0	2	0	0	0	0	2
		<b>Total</b>	<b>6</b>	<b>0</b>	<b>0</b>	<b>0</b>	<b>6</b>	<b>0</b>	<b>0</b>	<b>0</b>	<b>0</b>	<b>6</b>
	<b>Total</b>			<b>65</b>	<b>0</b>	<b>0</b>	<b>0</b>	<b>65</b>	<b>1</b>	<b>5</b>	<b>18</b>	<b>24</b>
<b>Ohio County</b>	Ohio Co SO	Adult Female	8	0	0	0	8	0	0	0	0	8
		Adult Male	9	0	0	0	9	4	0	0	4	13
		Juvenile Female	3	0	0	0	3	0	0	0	0	3
		Juvenile Male	8	0	0	0	8	0	0	0	0	8
		<b>Total</b>	<b>28</b>	<b>0</b>	<b>0</b>	<b>0</b>	<b>28</b>	<b>4</b>	<b>0</b>	<b>0</b>	<b>4</b>	<b>32</b>
	Wheeling PD	Adult Female	53	0	0	0	53	0	2	8	10	63
		Adult Male	104	1	0	0	105	2	4	18	24	129
		Juvenile Female	13	0	0	0	13	0	0	0	0	13
		Juvenile Male	8	1	0	0	9	0	0	0	0	9
		<b>Total</b>	<b>178</b>	<b>2</b>	<b>0</b>	<b>0</b>	<b>180</b>	<b>2</b>	<b>6</b>	<b>26</b>	<b>34</b>	<b>214</b>
	Wheeling SP	Adult Female	0	0	0	0	0	0	0	1	1	1
		Adult Male	1	0	0	0	1	0	0	1	1	2
		<b>Total</b>	<b>1</b>	<b>0</b>	<b>0</b>	<b>0</b>	<b>1</b>	<b>0</b>	<b>0</b>	<b>2</b>	<b>2</b>	<b>3</b>



			Crimes Against Persons				Crimes Against Property				Total	
			Assault Offenses	Forcible Sex Offenses	Murder	Other Crimes Against Persons	Total	Burglary/B&E	Larceny	Other Crimes Against Property		Total
<b>Ohio</b>	Total		<b>207</b>	<b>2</b>	<b>0</b>	<b>0</b>	<b>209</b>	<b>6</b>	<b>6</b>	<b>28</b>	<b>40</b>	<b>249</b>
<b>Pendleton County</b>	Franklin SP	Adult Female	0	0	0	0	0	1	0	4	5	5
		Adult Male	1	0	0	0	1	0	4	4	8	9
		<b>Total</b>	<b>1</b>	<b>0</b>	<b>0</b>	<b>0</b>	<b>1</b>	<b>1</b>	<b>4</b>	<b>8</b>	<b>13</b>	<b>14</b>
	Total		<b>1</b>	<b>0</b>	<b>0</b>	<b>0</b>	<b>1</b>	<b>1</b>	<b>4</b>	<b>8</b>	<b>13</b>	<b>14</b>
<b>Pleasants County</b>	Pleasants Co SO	Juvenile Male	0	1	0	0	1	0	0	0	0	1
		<b>Total</b>	<b>0</b>	<b>1</b>	<b>0</b>	<b>0</b>	<b>1</b>	<b>0</b>	<b>0</b>	<b>0</b>	<b>0</b>	<b>1</b>
	St Marys PD	Adult Female	1	0	0	0	1	0	0	0	0	1
		<b>Total</b>	<b>1</b>	<b>0</b>	<b>0</b>	<b>0</b>	<b>1</b>	<b>0</b>	<b>0</b>	<b>0</b>	<b>0</b>	<b>1</b>
	Total		<b>1</b>	<b>1</b>	<b>0</b>	<b>0</b>	<b>2</b>	<b>0</b>	<b>0</b>	<b>0</b>	<b>0</b>	<b>2</b>
<b>Pocahontas County</b>	Marlinton SP	Adult Male	3	0	0	0	3	0	0	0	0	3
		Juvenile Male	5	0	0	0	5	0	2	0	2	7
		<b>Total</b>	<b>8</b>	<b>0</b>	<b>0</b>	<b>0</b>	<b>8</b>	<b>0</b>	<b>2</b>	<b>0</b>	<b>2</b>	<b>10</b>
	Pocahontas Co SO	Adult Male	1	0	0	0	1	0	0	0	0	1
		<b>Total</b>	<b>1</b>	<b>0</b>	<b>0</b>	<b>0</b>	<b>1</b>	<b>0</b>	<b>0</b>	<b>0</b>	<b>0</b>	<b>1</b>
	Total		<b>9</b>	<b>0</b>	<b>0</b>	<b>0</b>	<b>9</b>	<b>0</b>	<b>2</b>	<b>0</b>	<b>2</b>	<b>11</b>
<b>Preston County</b>	Kingwood SP	Adult Male	3	0	0	0	3	1	0	3	4	7
		Juvenile Male	1	0	0	0	1	0	0	0	0	1
		<b>Total</b>	<b>4</b>	<b>0</b>	<b>0</b>	<b>0</b>	<b>4</b>	<b>1</b>	<b>0</b>	<b>3</b>	<b>4</b>	<b>8</b>

			Crimes Against Persons					Crimes Against Property				Total
			Assault Offenses	Forcible Sex Offenses	Murder	Other Crimes Against Persons	Total	Burglary/B&E	Larceny	Other Crimes Against Property	Total	
<b>Preston County</b>	Preston Co SO	Adult Male	4	0	0	0	4	0	0	0	0	4
		Juvenile Male	1	0	0	0	1	0	0	0	0	1
		<b>Total</b>	<b>5</b>	<b>0</b>	<b>0</b>	<b>0</b>	<b>5</b>	<b>0</b>	<b>0</b>	<b>0</b>	<b>0</b>	<b>5</b>
	Rowlesburg PD	Adult Male	1	0	0	0	1	0	0	0	0	1
		<b>Total</b>	<b>1</b>	<b>0</b>	<b>0</b>	<b>0</b>	<b>1</b>	<b>0</b>	<b>0</b>	<b>0</b>	<b>0</b>	<b>1</b>
<b>Total</b>			<b>10</b>	<b>0</b>	<b>0</b>	<b>0</b>	<b>10</b>	<b>1</b>	<b>0</b>	<b>3</b>	<b>4</b>	<b>14</b>
<b>Putnam County</b>	Hurricane PD	Adult Female	1	0	0	0	1	0	0	0	0	1
		Adult Male	3	0	0	0	3	0	0	3	3	6
		Juvenile Male	6	0	0	0	6	0	0	0	0	6
		<b>Total</b>	<b>10</b>	<b>0</b>	<b>0</b>	<b>0</b>	<b>10</b>	<b>0</b>	<b>0</b>	<b>3</b>	<b>3</b>	<b>13</b>
	Putnam Co SO	Adult Female	9	0	0	0	9	0	0	1	1	10
		Adult Male	29	0	0	1	30	0	5	3	8	38
		Juvenile Female	3	0	0	0	3	0	1	0	1	4
		Juvenile Male	3	0	0	0	3	0	0	0	0	3
		<b>Total</b>	<b>44</b>	<b>0</b>	<b>0</b>	<b>1</b>	<b>45</b>	<b>0</b>	<b>6</b>	<b>4</b>	<b>10</b>	<b>55</b>
	Winfield PD	Juvenile Male	1	0	0	0	1	0	0	0	0	1
		<b>Total</b>	<b>1</b>	<b>0</b>	<b>0</b>	<b>0</b>	<b>1</b>	<b>0</b>	<b>0</b>	<b>0</b>	<b>0</b>	<b>1</b>
	Winfield SP	Adult Female	1	0	0	0	1	0	0	2	2	3
		Adult Male	7	0	0	0	7	0	0	1	1	8

			Crimes Against Persons					Crimes Against Property				Total
			Assault Offenses	Forcible Sex Offenses	Murder	Other Crimes Against Persons	Total	Burglary/B&E	Larceny	Other Crimes Against Property	Total	
<b>Putnam County</b>	Winfield SP	Juvenile Female	2	0	0	0	2	0	0	0	0	2
		Juvenile Male	2	0	0	0	2	0	0	0	0	2
		<b>Total</b>	<b>12</b>	<b>0</b>	<b>0</b>	<b>0</b>	<b>12</b>	<b>0</b>	<b>0</b>	<b>3</b>	<b>3</b>	<b>15</b>
	<b>Total</b>	<b>67</b>	<b>0</b>	<b>0</b>	<b>1</b>	<b>68</b>	<b>0</b>	<b>6</b>	<b>10</b>	<b>16</b>	<b>84</b>	
<b>Raleigh County</b>	Beckley PD	Adult Female	69	0	0	0	69	0	3	3	6	75
		Adult Male	86	0	0	0	86	1	4	11	16	102
		Juvenile Female	12	0	0	0	12	0	0	0	0	12
		Juvenile Male	18	0	0	0	18	0	0	1	1	19
		<b>Total</b>	<b>185</b>	<b>0</b>	<b>0</b>	<b>0</b>	<b>185</b>	<b>1</b>	<b>7</b>	<b>15</b>	<b>23</b>	<b>208</b>
	Beckley SP	Adult Female	0	0	0	0	0	0	0	1	1	1
		Adult Male	5	0	0	0	5	1	3	4	8	13
		Juvenile Female	1	0	0	0	1	0	0	0	0	1
		Juvenile Male	1	0	0	0	1	0	0	0	0	1
		<b>Total</b>	<b>7</b>	<b>0</b>	<b>0</b>	<b>0</b>	<b>7</b>	<b>1</b>	<b>3</b>	<b>5</b>	<b>9</b>	<b>16</b>
	Mabscott PD	Adult Female	2	0	0	0	2	0	0	1	1	3
		Adult Male	1	0	0	0	1	0	0	1	1	2
		Juvenile Female	1	0	0	0	1	0	0	0	0	1
<b>Total</b>		<b>4</b>	<b>0</b>	<b>0</b>	<b>0</b>	<b>4</b>	<b>0</b>	<b>0</b>	<b>2</b>	<b>2</b>	<b>6</b>	
Raleigh Co SO		1	0	0	0	1	0	2	0	2	3	
	Adult Female	33	0	0	0	33	0	0	4	4	37	

			Crimes Against Persons				Crimes Against Property				Total	
			Assault Offenses	Forcible Sex Offenses	Murder	Other Crimes Against Persons	Total	Burglary/ B&E	Larceny	Other Crimes Against Property		Total
<b>Raleigh County</b>	Raleigh Co SO	Adult Male	76	0	1	0	77	3	5	9	17	<b>94</b>
		Juvenile Female	6	0	0	0	6	0	0	0	0	<b>6</b>
		Juvenile Male	2	0	0	0	2	0	0	0	0	<b>2</b>
		<b>Total</b>	<b>118</b>	<b>0</b>	<b>1</b>	<b>0</b>	<b>119</b>	<b>3</b>	<b>7</b>	<b>13</b>	<b>23</b>	<b>142</b>
	Total	<b>314</b>	<b>0</b>	<b>1</b>	<b>0</b>	<b>315</b>	<b>5</b>	<b>17</b>	<b>35</b>	<b>57</b>	<b>372</b>	
<b>Randolph County</b>	Elkins PD	Adult Female	3	0	0	0	3	0	0	2	2	<b>5</b>
		Adult Male	6	0	0	0	6	0	0	0	0	<b>6</b>
		Juvenile Male	2	0	0	0	2	0	0	0	0	<b>2</b>
		<b>Total</b>	<b>11</b>	<b>0</b>	<b>0</b>	<b>0</b>	<b>11</b>	<b>0</b>	<b>0</b>	<b>2</b>	<b>2</b>	<b>13</b>
	Elkins SP	Adult Female	5	0	0	0	5	0	2	1	3	<b>8</b>
		Adult Male	10	0	0	0	10	0	2	1	3	<b>13</b>
		Juvenile Female	0	0	0	0	0	0	2	0	2	<b>2</b>
		Juvenile Male	1	0	0	0	1	0	0	0	0	<b>1</b>
		<b>Total</b>	<b>16</b>	<b>0</b>	<b>0</b>	<b>0</b>	<b>16</b>	<b>0</b>	<b>6</b>	<b>2</b>	<b>8</b>	<b>24</b>
	Randolph Co SO	Adult Female	1	0	0	0	1	0	0	0	0	<b>1</b>
		Adult Male	1	0	0	0	1	0	0	0	0	<b>1</b>
		<b>Total</b>	<b>2</b>	<b>0</b>	<b>0</b>	<b>0</b>	<b>2</b>	<b>0</b>	<b>0</b>	<b>0</b>	<b>0</b>	<b>2</b>
	Total	<b>29</b>	<b>0</b>	<b>0</b>	<b>0</b>	<b>29</b>	<b>0</b>	<b>6</b>	<b>4</b>	<b>10</b>	<b>39</b>	
<b>Ritchie</b>	Harrisville SP	Adult Male	3	0	0	0	3	0	0	1	1	<b>4</b>

			Crimes Against Persons				Crimes Against Property				Total	
			Assault Offenses	Forcible Sex Offenses	Murder	Other Crimes Against Persons	Total	Burglary/B&E	Larceny	Other Crimes Against Property		Total
<b>Ritchie County</b>	Harrisville SP	<b>Total</b>	3	0	0	0	3	0	0	1	1	4
	Ritchie Co SO	Adult Female	2	0	0	0	2	0	0	0	0	2
		<b>Total</b>	2	0	0	0	2	0	0	0	0	2
	Total			5	0	0	0	5	0	0	1	1
<b>Roane County</b>	Roane Co SO	Adult Male	0	0	0	0	0	1	1	1	3	3
		Juvenile Female	0	1	0	0	1	0	0	0	0	1
		<b>Total</b>	0	1	0	0	1	1	1	1	3	4
	Spencer PD	Adult Male	2	0	0	0	2	0	1	0	1	3
		Juvenile Male	0	0	0	0	0	0	1	0	1	1
		<b>Total</b>	2	0	0	0	2	0	2	0	2	4
	Spencer SP	Adult Male	3	0	0	0	3	0	0	0	0	3
		Juvenile Male	1	0	0	0	1	0	0	0	0	1
		<b>Total</b>	4	0	0	0	4	0	0	0	0	4
	Total			6	1	0	0	7	1	3	1	5
<b>Summers County</b>	Hinton PD	Adult Female	0	0	0	0	0	0	0	1	1	1
		Adult Male	2	0	0	0	2	0	0	0	0	2
		<b>Total</b>	2	0	0	0	2	0	0	1	1	3
	Summers Co SO	Adult Male	0	0	0	0	0	1	0	0	1	1
		Juvenile Female	2	0	0	0	2	0	0	0	0	2

			Crimes Against Persons				Crimes Against Property				Total	
			Assault Offenses	Forcible Sex Offenses	Murder	Other Crimes Against Persons	Total	Burglary/B&E	Larceny	Other Crimes Against Property		Total
<b>Summers County</b>	Summers Co	<b>Total</b>	<b>2</b>	<b>0</b>	<b>0</b>	<b>0</b>	<b>2</b>	<b>1</b>	<b>0</b>	<b>0</b>	<b>1</b>	<b>3</b>
	Total		<b>4</b>	<b>0</b>	<b>0</b>	<b>0</b>	<b>4</b>	<b>1</b>	<b>0</b>	<b>1</b>	<b>2</b>	<b>6</b>
<b>Taylor County</b>	Grafton PD	Adult Female	1	0	0	0	1	0	0	0	0	1
		Adult Male	4	0	0	0	4	0	0	0	0	4
		<b>Total</b>	<b>5</b>	<b>0</b>	<b>0</b>	<b>0</b>	<b>5</b>	<b>0</b>	<b>0</b>	<b>0</b>	<b>0</b>	<b>5</b>
	Grafton SP	Adult Male	1	0	0	0	1	0	0	0	0	1
		<b>Total</b>	<b>1</b>	<b>0</b>	<b>0</b>	<b>0</b>	<b>1</b>	<b>0</b>	<b>0</b>	<b>0</b>	<b>0</b>	<b>1</b>
	Total		<b>6</b>	<b>0</b>	<b>0</b>	<b>0</b>	<b>6</b>	<b>0</b>	<b>0</b>	<b>0</b>	<b>0</b>	<b>6</b>
<b>Tucker County</b>	Parsons SP	Adult Male	5	0	0	0	5	1	0	0	1	6
		<b>Total</b>	<b>5</b>	<b>0</b>	<b>0</b>	<b>0</b>	<b>5</b>	<b>1</b>	<b>0</b>	<b>0</b>	<b>1</b>	<b>6</b>
	Tucker Co SO	Adult Female	2	0	0	0	2	1	0	0	1	3
		Juvenile Male	0	0	0	0	0	0	0	1	1	1
		<b>Total</b>	<b>2</b>	<b>0</b>	<b>0</b>	<b>0</b>	<b>2</b>	<b>1</b>	<b>0</b>	<b>1</b>	<b>2</b>	<b>4</b>
	Total		<b>7</b>	<b>0</b>	<b>0</b>	<b>0</b>	<b>7</b>	<b>2</b>	<b>0</b>	<b>1</b>	<b>3</b>	<b>10</b>
<b>Tyler County</b>	Paden City PD	Adult Male	1	0	0	0	1	0	0	0	0	1
		<b>Total</b>	<b>1</b>	<b>0</b>	<b>0</b>	<b>0</b>	<b>1</b>	<b>0</b>	<b>0</b>	<b>0</b>	<b>0</b>	<b>1</b>
	Tyler Co SO	Juvenile Female	1	0	0	0	1	0	0	0	0	1
		<b>Total</b>	<b>1</b>	<b>0</b>	<b>0</b>	<b>0</b>	<b>1</b>	<b>0</b>	<b>0</b>	<b>0</b>	<b>0</b>	<b>1</b>
	Total		<b>2</b>	<b>0</b>	<b>0</b>	<b>0</b>	<b>2</b>	<b>0</b>	<b>0</b>	<b>0</b>	<b>0</b>	<b>2</b>

			Crimes Against Persons				Crimes Against Property				Total	
			Assault Offenses	Forcible Sex Offenses	Murder	Other Crimes Against Persons	Total	Burglary/B&E	Larceny	Other Crimes Against Property		Total
<b>Upshur County</b>	Buckhannon PD	Adult Female	2	0	0	0	2	0	2	2	4	6
		Adult Male	3	0	0	0	3	0	1	1	2	5
		Juvenile Male	1	0	0	0	1	0	0	0	0	1
		<b>Total</b>	<b>6</b>	<b>0</b>	<b>0</b>	<b>0</b>	<b>6</b>	<b>0</b>	<b>3</b>	<b>3</b>	<b>6</b>	<b>12</b>
	Buckhannon SP	Adult Female	6	0	0	0	6	0	1	1	2	8
		Adult Male	6	0	0	0	6	0	1	1	2	8
		Juvenile Male	5	0	0	0	5	0	0	0	0	5
		<b>Total</b>	<b>17</b>	<b>0</b>	<b>0</b>	<b>0</b>	<b>17</b>	<b>0</b>	<b>2</b>	<b>2</b>	<b>4</b>	<b>21</b>
	Upshur Co SO	Adult Female	1	0	0	0	1	0	0	0	0	1
		Adult Male	1	0	0	0	1	0	0	0	0	1
		Juvenile Female	2	0	0	0	2	0	1	0	1	3
		Juvenile Male	1	0	0	0	1	0	0	0	0	1
		<b>Total</b>	<b>5</b>	<b>0</b>	<b>0</b>	<b>0</b>	<b>5</b>	<b>0</b>	<b>1</b>	<b>0</b>	<b>1</b>	<b>6</b>
	<b>Total</b>			<b>28</b>	<b>0</b>	<b>0</b>	<b>0</b>	<b>28</b>	<b>0</b>	<b>6</b>	<b>5</b>	<b>11</b>
<b>Wayne County</b>	Ceredo PD	Adult Female	0	0	0	0	0	0	1	0	1	1
		Adult Male	1	0	0	0	1	1	1	0	2	3
		<b>Total</b>	<b>1</b>	<b>0</b>	<b>0</b>	<b>0</b>	<b>1</b>	<b>1</b>	<b>2</b>	<b>0</b>	<b>3</b>	<b>4</b>
	Fort Gay PD	Adult Male	1	0	0	0	1	0	0	0	0	1
		Juvenile Male	1	0	0	0	1	0	0	0	0	1

		Crimes Against Persons					Crimes Against Property				Total	
		Assault Offenses	Forcible Sex Offenses	Murder	Other Crimes Against Persons	Total	Burglary/B&E	Larceny	Other Crimes Against Property	Total		
<b>Wayne County</b>	Fort Gay PD	<b>Total</b>	<b>2</b>	<b>0</b>	<b>0</b>	<b>0</b>	<b>2</b>	<b>0</b>	<b>0</b>	<b>0</b>	<b>0</b>	<b>2</b>
	Kenova PD	Adult Female	1	0	0	0	1	0	0	1	1	2
		Adult Male	2	0	0	0	2	0	3	1	4	6
		Juvenile Female	1	0	0	0	1	0	0	0	0	1
		Juvenile Male	2	1	0	0	3	0	0	0	0	3
		<b>Total</b>	<b>6</b>	<b>1</b>	<b>0</b>	<b>0</b>	<b>7</b>	<b>0</b>	<b>3</b>	<b>2</b>	<b>5</b>	<b>12</b>
	Wayne Co SO	Adult Female	3	0	0	0	3	0	0	0	0	3
		Adult Male	8	0	0	0	8	1	0	0	1	9
		<b>Total</b>	<b>11</b>	<b>0</b>	<b>0</b>	<b>0</b>	<b>11</b>	<b>1</b>	<b>0</b>	<b>0</b>	<b>1</b>	<b>12</b>
	Wayne SP	Adult Female	2	0	0	0	2	0	0	1	1	3
		Adult Male	5	0	0	0	5	0	0	1	1	6
		<b>Total</b>	<b>7</b>	<b>0</b>	<b>0</b>	<b>0</b>	<b>7</b>	<b>0</b>	<b>0</b>	<b>2</b>	<b>2</b>	<b>9</b>
	Total			<b>27</b>	<b>1</b>	<b>0</b>	<b>0</b>	<b>28</b>	<b>2</b>	<b>5</b>	<b>4</b>	<b>11</b>
<b>Webster County</b>	Upperglade SP	Adult Female	5	0	0	0	5	0	0	0	0	5
		Adult Male	9	0	0	0	9	0	0	1	1	10
		<b>Total</b>	<b>14</b>	<b>0</b>	<b>0</b>	<b>0</b>	<b>14</b>	<b>0</b>	<b>0</b>	<b>1</b>	<b>1</b>	<b>15</b>
	Total			<b>14</b>	<b>0</b>	<b>0</b>	<b>0</b>	<b>14</b>	<b>0</b>	<b>0</b>	<b>1</b>	<b>1</b>
<b>Wetzel County</b>	Hundred SP	Adult Male	2	1	0	0	3	0	1	2	3	6
		<b>Total</b>	<b>2</b>	<b>1</b>	<b>0</b>	<b>0</b>	<b>3</b>	<b>0</b>	<b>1</b>	<b>2</b>	<b>3</b>	<b>6</b>



			Crimes Against Persons					Crimes Against Property				Total
			Assault Offenses	Forcible Sex Offenses	Murder	Other Crimes Against Persons	Total	Burglary/B&E	Larceny	Other Crimes Against Property	Total	
<b>Wetzel County</b>	New Martinsville PD	Adult Male	0	0	0	0	0	0	0	1	1	1
		<b>Total</b>	<b>0</b>	<b>0</b>	<b>0</b>	<b>0</b>	<b>0</b>	<b>0</b>	<b>0</b>	<b>1</b>	<b>1</b>	<b>1</b>
	Paden City SP	Adult Female	1	0	0	0	1	0	0	1	1	2
		Adult Male	2	0	0	0	2	0	0	0	0	2
		<b>Total</b>	<b>3</b>	<b>0</b>	<b>0</b>	<b>0</b>	<b>3</b>	<b>0</b>	<b>0</b>	<b>1</b>	<b>1</b>	<b>4</b>
Total		<b>5</b>	<b>1</b>	<b>0</b>	<b>0</b>	<b>6</b>	<b>0</b>	<b>1</b>	<b>4</b>	<b>5</b>	<b>11</b>	
<b>Wirt County</b>	Elizabeth SP	Adult Male	1	0	0	0	1	0	1	0	1	2
		Juvenile Male	1	0	0	0	1	0	1	0	1	2
		<b>Total</b>	<b>2</b>	<b>0</b>	<b>0</b>	<b>0</b>	<b>2</b>	<b>0</b>	<b>2</b>	<b>0</b>	<b>2</b>	<b>4</b>
	Wirt Co SO	Adult Male	1	0	0	0	1	0	0	0	0	1
		<b>Total</b>	<b>1</b>	<b>0</b>	<b>0</b>	<b>0</b>	<b>1</b>	<b>0</b>	<b>0</b>	<b>0</b>	<b>0</b>	<b>1</b>
Total		<b>3</b>	<b>0</b>	<b>0</b>	<b>0</b>	<b>3</b>	<b>0</b>	<b>2</b>	<b>0</b>	<b>2</b>	<b>5</b>	
<b>Wood County</b>	Parkersburg PD	Adult Female	23	0	0	0	23	1	2	6	9	32
		Adult Male	47	0	0	0	47	6	3	9	18	65
		Juvenile Female	12	0	0	0	12	0	1	0	1	13
		Juvenile Male	10	0	0	0	10	0	0	1	1	11
		<b>Total</b>	<b>92</b>	<b>0</b>	<b>0</b>	<b>0</b>	<b>92</b>	<b>7</b>	<b>6</b>	<b>16</b>	<b>29</b>	<b>121</b>
	Parkersburg SP	Adult Female	1	0	0	0	1	0	0	0	0	1
		Adult Male	4	1	0	0	5	0	0	0	0	5

			Crimes Against Persons					Crimes Against Property				Total	
			Assault Offenses	Forcible Sex Offenses	Murder	Other Crimes Against Persons	Total	Burglary/B&E	Larceny	Other Crimes Against Property	Total		
<b>Wood County</b>	Parkersburg SP	Juvenile Male	1	1	0	0	2	0	0	0	0	2	
		<b>Total</b>	<b>6</b>	<b>2</b>	<b>0</b>	<b>0</b>	<b>8</b>	<b>0</b>	<b>0</b>	<b>0</b>	<b>0</b>	<b>8</b>	
	Vienna PD	Adult Female	1	0	0	0	1	0	1	1	2	3	
		Adult Male	9	0	0	0	9	1	1	2	4	13	
		Juvenile Female	5	0	0	0	5	0	0	0	0	5	
		Juvenile Male	6	0	0	0	6	0	0	0	0	6	
		<b>Total</b>	<b>21</b>	<b>0</b>	<b>0</b>	<b>0</b>	<b>21</b>	<b>1</b>	<b>2</b>	<b>3</b>	<b>6</b>	<b>27</b>	
	Wood Co SO	Adult Female	4	0	0	1	5	2	0	1	3	8	
		Adult Male	20	1	0	0	21	3	0	1	4	25	
		Juvenile Female	1	0	0	0	1	0	0	0	0	1	
		Juvenile Male	0	2	0	0	2	0	0	0	0	2	
		<b>Total</b>	<b>25</b>	<b>3</b>	<b>0</b>	<b>1</b>	<b>29</b>	<b>5</b>	<b>0</b>	<b>2</b>	<b>7</b>	<b>36</b>	
	<b>Total</b>			<b>144</b>	<b>5</b>	<b>0</b>	<b>1</b>	<b>150</b>	<b>13</b>	<b>8</b>	<b>21</b>	<b>42</b>	<b>192</b>
	<b>Wyoming County</b>	Oceana PD	Adult Male	4	0	0	0	4	0	0	0	0	4
			<b>Total</b>	<b>4</b>	<b>0</b>	<b>0</b>	<b>0</b>	<b>4</b>	<b>0</b>	<b>0</b>	<b>0</b>	<b>0</b>	<b>4</b>
Wyoming Co SO		Adult Male	1	0	0	0	1	0	0	0	0	1	
		<b>Total</b>	<b>1</b>	<b>0</b>	<b>0</b>	<b>0</b>	<b>1</b>	<b>0</b>	<b>0</b>	<b>0</b>	<b>0</b>	<b>1</b>	
<b>Total</b>			<b>5</b>	<b>0</b>	<b>0</b>	<b>0</b>	<b>5</b>	<b>0</b>	<b>0</b>	<b>0</b>	<b>0</b>	<b>5</b>	
<b>Total</b>			<b>2,953</b>	<b>42</b>	<b>4</b>	<b>21</b>	<b>3,020</b>	<b>105</b>	<b>242</b>	<b>498</b>	<b>845</b>	<b>3,865</b>	

# Offenses (Group "A") by Agency

2005

COUNTY

AGENCY

OFFENSE CATEGORY

OFFENSE

# OF OFFENSES

**Barbour County TOTAL 555**

<u>Barbour Co SO</u>	<u>TOTAL</u>	<u>101</u>
<b>ASSAULT OFFENSES</b>		<b>10</b>
Aggravated Assault		2
Simple Assault		8
<b>BURGLARY/BREAKING &amp; ENTERING</b>		<b>28</b>
Burglary/Breaking & Entering		28
<b>LARCENY/THEFT OFFENSES</b>		<b>19</b>
All Other Larceny		3
Pocket-picking		1
Theft From Building		2
Theft From Motor Vehicle		8
Theft of Motor Vehicle Parts/Accessories		5
<b>MOTOR VEHICLE THEFT</b>		<b>3</b>
Motor Vehicle Theft		3
<b>COUNTERFEITING/FORGERY</b>		<b>3</b>
Counterfeiting/Forgery		3
<b>DESTRUCTION/DAMAGE/VANDALISM OF PROPERTY</b>		<b>25</b>
Destruction/Damage/Vandalism of Property		25
<b>STOLEN PROPERTY OFFENSES</b>		<b>1</b>
Stolen Property Offenses		1
<b>DRUG/NARCOTIC OFFENSES</b>		<b>11</b>
Drug/Narcotic Violations		11
<b>WEAPON LAW VIOLATIONS</b>		<b>1</b>
Weapon Law Violations		1

<u>Belington PD</u>	<u>TOTAL</u>	<u>14</u>
<b>ASSAULT OFFENSES</b>		<b>9</b>
Aggravated Assault		2
Simple Assault		7
<b>BURGLARY/BREAKING &amp; ENTERING</b>		<b>1</b>
Burglary/Breaking & Entering		1
<b>LARCENY/THEFT OFFENSES</b>		<b>4</b>
All Other Larceny		1
Purse-snatching		1
Shoplifting		1
Theft From Coin Operated Machine or Device		1

# Offenses (Group "A") by Agency

2005

COUNTY

AGENCY

OFFENSE CATEGORY

OFFENSE

# OF OFFENSES

<u>Philippi PD</u>	<u>TOTAL</u>	<u>236</u>
<b>SEX OFFENSES, FORCIBLE</b>		<b>3</b>
Forcible Fondling		2
Forcible Rape		1
<b>ASSAULT OFFENSES</b>		<b>92</b>
Aggravated Assault		8
Intimidation		15
Simple Assault		69
<b>ROBBERY</b>		<b>1</b>
Robbery		1
<b>BURGLARY/BREAKING &amp; ENTERING</b>		<b>31</b>
Burglary/Breaking & Entering		31
<b>LARCENY/THEFT OFFENSES</b>		<b>57</b>
All Other Larceny		2
Shoplifting		4
Theft From Building		40
Theft From Motor Vehicle		11
<b>MOTOR VEHICLE THEFT</b>		<b>5</b>
Motor Vehicle Theft		5
<b>ARSON</b>		<b>1</b>
Arson		1
<b>COUNTERFEITING/FORGERY</b>		<b>2</b>
Counterfeiting/Forgery		2
<b>DESTRUCTION/DAMAGE/VANDALISM OF PROPERTY</b>		<b>28</b>
Destruction/Damage/Vandalism of Property		28
<b>DRUG/NARCOTIC OFFENSES</b>		<b>14</b>
Drug Equipment Violations		3
Drug/Narcotic Violations		11
<b>WEAPON LAW VIOLATIONS</b>		<b>2</b>
Weapon Law Violations		2

# Offenses (Group "A") by Agency

2005

COUNTY

AGENCY

OFFENSE CATEGORY

OFFENSE

# OF OFFENSES

<u>Philippi SP</u>	<u>TOTAL</u>	<u>204</u>
<b>SEX OFFENSES, FORCIBLE</b>		<b>6</b>
Forcible Fondling		1
Forcible Rape		3
Forcible Sodomy		1
Sexual Assault With An Object		1
<b>SEX OFFENSES, NONFORCIBLE</b>		<b>2</b>
Statutory Rape		2
<b>ASSAULT OFFENSES</b>		<b>42</b>
Aggravated Assault		9
Intimidation		5
Simple Assault		30
<b>ROBBERY</b>		<b>1</b>
Robbery		1
<b>BURGLARY/BREAKING &amp; ENTERING</b>		<b>19</b>
Burglary/Breaking & Entering		19
<b>LARCENY/THEFT OFFENSES</b>		<b>51</b>
All Other Larceny		10
Shoplifting		1
Theft From Building		18
Theft From Motor Vehicle		8
Theft of Motor Vehicle Parts/Accessories		14
<b>MOTOR VEHICLE THEFT</b>		<b>8</b>
Motor Vehicle Theft		8
<b>COUNTERFEITING/FORGERY</b>		<b>4</b>
Counterfeiting/Forgery		4
<b>DESTRUCTION/DAMAGE/VANDALISM OF PROPERTY</b>		<b>39</b>
Destruction/Damage/Vandalism of Property		39
<b>EXTORTION/BLACKMAIL</b>		<b>1</b>
Extortion/Blackmail		1
<b>FRAUD OFFENSES</b>		<b>2</b>
False Pretenses/Swindle/Confidence Game		1
Impersonation		1
<b>STOLEN PROPERTY OFFENSES</b>		<b>4</b>
Stolen Property Offenses		4
<b>DRUG/NARCOTIC OFFENSES</b>		<b>20</b>
Drug Equipment Violations		2

# Offenses (Group "A") by Agency

2005

COUNTY

AGENCY

OFFENSE CATEGORY

OFFENSE

# OF OFFENSES

Drug/Narcotic Violations	19
<b>WEAPON LAW VIOLATIONS</b>	<b>2</b>
Weapon Law Violations	2
<b>Berkeley County TOTAL</b>	<b>3930</b>

<u>Berkeley Co SO</u>	<u>TOTAL</u>
<b>HOMICIDE OFFENSES</b>	<b>2</b>
Murder and Nonnegligent Manslaughter	2
<b>SEX OFFENSES, FORCIBLE</b>	<b>5</b>
Forcible Fondling	5
<b>ASSAULT OFFENSES</b>	<b>115</b>
Aggravated Assault	27
Intimidation	83
Simple Assault	5
<b>ROBBERY</b>	<b>3</b>
Robbery	3
<b>BURGLARY/BREAKING &amp; ENTERING</b>	<b>9</b>
Burglary/Breaking & Entering	9
<b>LARCENY/THEFT OFFENSES</b>	<b>156</b>
All Other Larceny	151
Shoplifting	3
Theft From Motor Vehicle	2
<b>MOTOR VEHICLE THEFT</b>	<b>29</b>
Motor Vehicle Theft	29
<b>ARSON</b>	<b>1</b>
Arson	1
<b>COUNTERFEITING/FORGERY</b>	<b>1</b>
Counterfeiting/Forgery	1
<b>DESTRUCTION/DAMAGE/VANDALISM OF PROPERTY</b>	<b>4</b>
Destruction/Damage/Vandalism of Property	4
<b>EMBEZZLEMENT</b>	<b>2</b>
Embezzlement	2
<b>FRAUD OFFENSES</b>	<b>8</b>
Credit Card/Automatic Teller Fraud	2
False Pretenses/Swindle/Confidence Game	5
Impersonation	1

# Offenses (Group "A") by Agency

2005

COUNTY

AGENCY

OFFENSE CATEGORY

OFFENSE

# OF OFFENSES

---

<u>DNR - 2 - Berkeley</u>	<u>TOTAL</u>	<u>5</u>
<b>DRUG/NARCOTIC OFFENSES</b>		<b>2</b>
Drug/Narcotic Violations		2
<b>WEAPON LAW VIOLATIONS</b>		<b>3</b>
Weapon Law Violations		3

# Offenses (Group "A") by Agency

2005

COUNTY

AGENCY

OFFENSE CATEGORY

OFFENSE

# OF OFFENSES

<u>Martinsburg PD</u>	<u>TOTAL</u>	<u>1,743</u>
<b>HOMICIDE OFFENSES</b>		<b>1</b>
Murder and Nonnegligent Manslaughter		1
<b>SEX OFFENSES, FORCIBLE</b>		<b>5</b>
Forcible Fondling		3
Forcible Rape		1
Sexual Assault With An Object		1
<b>ASSAULT OFFENSES</b>		<b>257</b>
Aggravated Assault		53
Intimidation		16
Simple Assault		197
<b>KIDNAPING/ABDUCTION</b>		<b>3</b>
Kidnaping/Abduction		3
<b>ROBBERY</b>		<b>30</b>
Robbery		30
<b>BURGLARY/BREAKING &amp; ENTERING</b>		<b>101</b>
Burglary/Breaking & Entering		101
<b>LARCENY/THEFT OFFENSES</b>		<b>841</b>
All Other Larceny		304
Shoplifting		317
Theft From Motor Vehicle		211
Theft of Motor Vehicle Parts/Accessories		13
<b>MOTOR VEHICLE THEFT</b>		<b>46</b>
Motor Vehicle Theft		46
<b>ARSON</b>		<b>3</b>
Arson		3
<b>COUNTERFEITING/FORGERY</b>		<b>52</b>
Counterfeiting/Forgery		52
<b>DESTRUCTION/DAMAGE/VANDALISM OF PROPERTY</b>		<b>93</b>
Destruction/Damage/Vandalism of Property		93
<b>EMBEZZLEMENT</b>		<b>16</b>
Embezzlement		16
<b>FRAUD OFFENSES</b>		<b>59</b>
Credit Card/Automatic Teller Fraud		13
False Pretenses/Swindle/Confidence Game		46
<b>STOLEN PROPERTY OFFENSES</b>		<b>35</b>
Stolen Property Offenses		35



# Offenses (Group "A") by Agency

---

2005

COUNTY

AGENCY

OFFENSE CATEGORY

OFFENSE

# OF OFFENSES

---

<b>DRUG/NARCOTIC OFFENSES</b>	<b>161</b>
Drug Equipment Violations	1
Drug/Narcotic Violations	160
<b>PROSTITUTION OFFENSES</b>	<b>1</b>
Assisting or Promoting Prostitution	1
<b>WEAPON LAW VIOLATIONS</b>	<b>26</b>
Weapon Law Violations	26

# Offenses (Group "A") by Agency

2005

COUNTY

AGENCY

OFFENSE CATEGORY

OFFENSE

# OF OFFENSES

<u>Martinsburg SP</u>	<u>TOTAL</u>	<u>1,847</u>
<b>HOMICIDE OFFENSES</b>		<b>1</b>
Murder and Nonnegligent Manslaughter		1
<b>SEX OFFENSES, FORCIBLE</b>		<b>26</b>
Forcible Fondling		6
Forcible Rape		4
Forcible Sodomy		6
Sexual Assault With An Object		10
<b>SEX OFFENSES, NONFORCIBLE</b>		<b>1</b>
Statutory Rape		1
<b>ASSAULT OFFENSES</b>		<b>332</b>
Aggravated Assault		65
Intimidation		52
Simple Assault		218
<b>KIDNAPING/ABDUCTION</b>		<b>6</b>
Kidnaping/Abduction		6
<b>ROBBERY</b>		<b>13</b>
Robbery		13
<b>BURGLARY/BREAKING &amp; ENTERING</b>		<b>197</b>
Burglary/Breaking & Entering		197
<b>LARCENY/THEFT OFFENSES</b>		<b>648</b>
All Other Larceny		122
Shoplifting		16
Theft From Building		132
Theft From Coin Operated Machine or Device		2
Theft From Motor Vehicle		166
Theft of Motor Vehicle Parts/Accessories		213
<b>MOTOR VEHICLE THEFT</b>		<b>85</b>
Motor Vehicle Theft		85
<b>ARSON</b>		<b>3</b>
Arson		3
<b>COUNTERFEITING/FORGERY</b>		<b>72</b>
Counterfeiting/Forgery		72
<b>DESTRUCTION/DAMAGE/VANDALISM OF PROPERTY</b>		<b>243</b>
Destruction/Damage/Vandalism of Property		243
<b>EMBEZZLEMENT</b>		<b>2</b>
Embezzlement		2

# Offenses (Group "A") by Agency

2005

COUNTY

AGENCY

OFFENSE CATEGORY

OFFENSE

# OF OFFENSES

<b>FRAUD OFFENSES</b>	<b>25</b>
Credit Card/Automatic Teller Fraud	2
False Pretenses/Swindle/Confidence Game	20
Impersonation	3
<b>STOLEN PROPERTY OFFENSES</b>	<b>30</b>
Stolen Property Offenses	30
<b>DRUG/NARCOTIC OFFENSES</b>	<b>139</b>
Drug Equipment Violations	2
Drug/Narcotic Violations	137
<b>PORNOGRAPHY/OBSCENE MATERIAL</b>	<b>1</b>
Pornography/Obscene Material	1
<b>PROSTITUTION OFFENSES</b>	<b>1</b>
Assisting or Promoting Prostitution	1
<b>WEAPON LAW VIOLATIONS</b>	<b>16</b>
Weapon Law Violations	16

<b>Boone</b>	<b>County TOTAL</b>	<b>1552</b>
--------------	---------------------	-------------

# Offenses (Group "A") by Agency

2005

COUNTY

AGENCY

OFFENSE CATEGORY

OFFENSE

# OF OFFENSES

<u>Boone Co SO</u>	<u>TOTAL</u>	<u>611</u>
<b>HOMICIDE OFFENSES</b>		<b>1</b>
Murder and Nonnegligent Manslaughter		1
<b>SEX OFFENSES, FORCIBLE</b>		<b>16</b>
Forcible Fondling		5
Forcible Rape		2
Forcible Sodomy		1
Sexual Assault With An Object		8
<b>ASSAULT OFFENSES</b>		<b>252</b>
Aggravated Assault		41
Intimidation		79
Simple Assault		132
<b>KIDNAPING/ABDUCTION</b>		<b>2</b>
Kidnaping/Abduction		2
<b>ROBBERY</b>		<b>2</b>
Robbery		2
<b>BURGLARY/BREAKING &amp; ENTERING</b>		<b>65</b>
Burglary/Breaking & Entering		65
<b>LARCENY/THEFT OFFENSES</b>		<b>146</b>
All Other Larceny		83
Pocket-picking		1
Purse-snatching		2
Shoplifting		3
Theft From Building		12
Theft From Coin Operated Machine or Device		1
Theft From Motor Vehicle		32
Theft of Motor Vehicle Parts/Accessories		12
<b>MOTOR VEHICLE THEFT</b>		<b>26</b>
Motor Vehicle Theft		26
<b>DESTRUCTION/DAMAGE/VANDALISM OF PROPERTY</b>		<b>91</b>
Destruction/Damage/Vandalism of Property		91
<b>EMBEZZLEMENT</b>		<b>1</b>
Embezzlement		1
<b>FRAUD OFFENSES</b>		<b>2</b>
False Pretenses/Swindle/Confidence Game		1
Impersonation		1

# Offenses (Group "A") by Agency

---

2005

COUNTY

AGENCY

OFFENSE CATEGORY

OFFENSE

# OF OFFENSES

---

<b>DRUG/NARCOTIC OFFENSES</b>	<b>5</b>
Drug/Narcotic Violations	5
<b>PORNOGRAPHY/OBSCENE MATERIAL</b>	<b>1</b>
Pornography/Obscene Material	1
<b>WEAPON LAW VIOLATIONS</b>	<b>1</b>
Weapon Law Violations	1

# Offenses (Group "A") by Agency

2005

COUNTY

AGENCY

OFFENSE CATEGORY

OFFENSE

# OF OFFENSES

<u>DANVILLE SP</u>	<u>TOTAL</u>	<u>635</u>
<b>SEX OFFENSES, FORCIBLE</b>		<b>7</b>
Forcible Fondling		4
Forcible Rape		2
Sexual Assault With An Object		1
<b>ASSAULT OFFENSES</b>		<b>152</b>
Aggravated Assault		11
Intimidation		15
Simple Assault		126
<b>KIDNAPING/ABDUCTION</b>		<b>3</b>
Kidnaping/Abduction		3
<b>ROBBERY</b>		<b>1</b>
Robbery		1
<b>BURGLARY/BREAKING &amp; ENTERING</b>		<b>57</b>
Burglary/Breaking & Entering		57
<b>LARCENY/THEFT OFFENSES</b>		<b>231</b>
All Other Larceny		169
Shoplifting		8
Theft From Building		8
Theft From Motor Vehicle		13
Theft of Motor Vehicle Parts/Accessories		36
<b>MOTOR VEHICLE THEFT</b>		<b>19</b>
Motor Vehicle Theft		19
<b>ARSON</b>		<b>2</b>
Arson		2
<b>COUNTERFEITING/FORGERY</b>		<b>17</b>
Counterfeiting/Forgery		17
<b>DESTRUCTION/DAMAGE/VANDALISM OF PROPERTY</b>		<b>72</b>
Destruction/Damage/Vandalism of Property		72
<b>FRAUD OFFENSES</b>		<b>34</b>
Credit Card/Automatic Teller Fraud		3
False Pretenses/Swindle/Confidence Game		30
Impersonation		2
<b>STOLEN PROPERTY OFFENSES</b>		<b>3</b>
Stolen Property Offenses		3
<b>DRUG/NARCOTIC OFFENSES</b>		<b>31</b>
Drug Equipment Violations		1

# Offenses (Group "A") by Agency

2005

COUNTY

AGENCY

OFFENSE CATEGORY

OFFENSE

# OF OFFENSES

		# OF OFFENSES
	Drug/Narcotic Violations	30
	<b>WEAPON LAW VIOLATIONS</b>	<b>2</b>
	Weapon Law Violations	2
<b>Madison PD</b>	<b>TOTAL</b>	<b>14</b>
	<b>ASSAULT OFFENSES</b>	<b>7</b>
	Simple Assault	7
	<b>BURGLARY/BREAKING &amp; ENTERING</b>	<b>2</b>
	Burglary/Breaking & Entering	2
	<b>LARCENY/THEFT OFFENSES</b>	<b>3</b>
	All Other Larceny	3
	<b>DRUG/NARCOTIC OFFENSES</b>	<b>1</b>
	Drug/Narcotic Violations	1
	<b>WEAPON LAW VIOLATIONS</b>	<b>1</b>
	Weapon Law Violations	1
<b>Sylvester PD</b>	<b>TOTAL</b>	<b>1</b>
	<b>ASSAULT OFFENSES</b>	<b>1</b>
	Aggravated Assault	1

# Offenses (Group "A") by Agency

2005

COUNTY

AGENCY

OFFENSE CATEGORY

OFFENSE

# OF OFFENSES

<u>Whitesville SP</u>	<u>TOTAL</u>	<u>291</u>
<b>SEX OFFENSES, FORCIBLE</b>		<b>1</b>
Forcible Fondling		1
<b>SEX OFFENSES, NONFORCIBLE</b>		<b>1</b>
Statutory Rape		1
<b>ASSAULT OFFENSES</b>		<b>65</b>
Aggravated Assault		7
Intimidation		9
Simple Assault		49
<b>KIDNAPING/ABDUCTION</b>		<b>1</b>
Kidnaping/Abduction		1
<b>BURGLARY/BREAKING &amp; ENTERING</b>		<b>20</b>
Burglary/Breaking & Entering		20
<b>LARCENY/THEFT OFFENSES</b>		<b>81</b>
All Other Larceny		42
Shoplifting		3
Theft From Building		11
Theft From Motor Vehicle		12
Theft of Motor Vehicle Parts/Accessories		15
<b>MOTOR VEHICLE THEFT</b>		<b>8</b>
Motor Vehicle Theft		8
<b>ARSON</b>		<b>2</b>
Arson		2
<b>COUNTERFEITING/FORGERY</b>		<b>6</b>
Counterfeiting/Forgery		6
<b>DESTRUCTION/DAMAGE/VANDALISM OF PROPERTY</b>		<b>50</b>
Destruction/Damage/Vandalism of Property		50
<b>EMBEZZLEMENT</b>		<b>1</b>
Embezzlement		1
<b>FRAUD OFFENSES</b>		<b>9</b>
False Pretenses/Swindle/Confidence Game		8
Impersonation		1
Wire Fraud		1
<b>STOLEN PROPERTY OFFENSES</b>		<b>5</b>
Stolen Property Offenses		5
<b>DRUG/NARCOTIC OFFENSES</b>		<b>36</b>
Drug Equipment Violations		2



# Offenses (Group "A") by Agency

2005

COUNTY

AGENCY

OFFENSE CATEGORY

OFFENSE

# OF OFFENSES

Drug/Narcotic Violations

34

**WEAPON LAW VIOLATIONS**

**2**

Weapon Law Violations

2

**Braxton**

**County TOTAL**

**560**

# Offenses (Group "A") by Agency

2005

COUNTY

AGENCY

OFFENSE CATEGORY

OFFENSE

# OF OFFENSES

<u>Braxton Co SO</u>	<u>TOTAL</u>	<u>173</u>
<b>SEX OFFENSES, FORCIBLE</b>		<b>2</b>
Forcible Rape		2
<b>ASSAULT OFFENSES</b>		<b>45</b>
Aggravated Assault		12
Intimidation		6
Simple Assault		27
<b>ROBBERY</b>		<b>1</b>
Robbery		1
<b>BURGLARY/BREAKING &amp; ENTERING</b>		<b>13</b>
Burglary/Breaking & Entering		13
<b>LARCENY/THEFT OFFENSES</b>		<b>40</b>
All Other Larceny		30
Purse-snatching		1
Shoplifting		2
Theft From Coin Operated Machine or Device		2
Theft From Motor Vehicle		2
Theft of Motor Vehicle Parts/Accessories		3
<b>MOTOR VEHICLE THEFT</b>		<b>8</b>
Motor Vehicle Theft		8
<b>COUNTERFEITING/FORGERY</b>		<b>5</b>
Counterfeiting/Forgery		5
<b>DESTRUCTION/DAMAGE/VANDALISM OF PROPERTY</b>		<b>40</b>
Destruction/Damage/Vandalism of Property		40
<b>FRAUD OFFENSES</b>		<b>3</b>
False Pretenses/Swindle/Confidence Game		3
<b>STOLEN PROPERTY OFFENSES</b>		<b>1</b>
Stolen Property Offenses		1
<b>DRUG/NARCOTIC OFFENSES</b>		<b>14</b>
Drug Equipment Violations		5
Drug/Narcotic Violations		9
<b>WEAPON LAW VIOLATIONS</b>		<b>1</b>
Weapon Law Violations		1
<u>DNR - 3 - Braxton</u>	<u>TOTAL</u>	<u>2</u>
<b>DRUG/NARCOTIC OFFENSES</b>		<b>2</b>
Drug/Narcotic Violations		2

# Offenses (Group "A") by Agency

2005

COUNTY

AGENCY

OFFENSE CATEGORY

OFFENSE

# OF OFFENSES

<u>Sutton SP</u>	<u>TOTAL</u>	<u>385</u>
<b>HOMICIDE OFFENSES</b>		<b>1</b>
Murder and Nonnegligent Manslaughter		1
<b>SEX OFFENSES, FORCIBLE</b>		<b>3</b>
Forcible Fondling		2
Forcible Sodomy		1
<b>ASSAULT OFFENSES</b>		<b>57</b>
Aggravated Assault		5
Intimidation		10
Simple Assault		42
<b>ROBBERY</b>		<b>1</b>
Robbery		1
<b>BURGLARY/BREAKING &amp; ENTERING</b>		<b>17</b>
Burglary/Breaking & Entering		17
<b>LARCENY/THEFT OFFENSES</b>		<b>115</b>
All Other Larceny		37
Purse-snatching		1
Shoplifting		3
Theft From Building		35
Theft From Motor Vehicle		32
Theft of Motor Vehicle Parts/Accessories		8
<b>MOTOR VEHICLE THEFT</b>		<b>14</b>
Motor Vehicle Theft		14
<b>ARSON</b>		<b>1</b>
Arson		1
<b>COUNTERFEITING/FORGERY</b>		<b>9</b>
Counterfeiting/Forgery		9
<b>DESTRUCTION/DAMAGE/VANDALISM OF PROPERTY</b>		<b>74</b>
Destruction/Damage/Vandalism of Property		74
<b>EMBEZZLEMENT</b>		<b>1</b>
Embezzlement		1
<b>FRAUD OFFENSES</b>		<b>9</b>
Credit Card/Automatic Teller Fraud		1
False Pretenses/Swindle/Confidence Game		5
Impersonation		3
<b>STOLEN PROPERTY OFFENSES</b>		<b>1</b>
Stolen Property Offenses		1

# Offenses (Group "A") by Agency

2005

COUNTY

AGENCY

OFFENSE CATEGORY

OFFENSE

# OF OFFENSES

---

<b>DRUG/NARCOTIC OFFENSES</b>	<b>71</b>
Drug Equipment Violations	13
Drug/Narcotic Violations	60
<b>WEAPON LAW VIOLATIONS</b>	<b>8</b>
Weapon Law Violations	8

---

<b>Brooke</b>	<b>County</b>	<b>TOTAL</b>	<b>577</b>
---------------	---------------	--------------	------------

# Offenses (Group "A") by Agency

2005

COUNTY

AGENCY

OFFENSE CATEGORY

OFFENSE

# OF OFFENSES

<u>Brooke Co SO</u>	<u>TOTAL</u>	<u>457</u>
<b>SEX OFFENSES, FORCIBLE</b>		<b>11</b>
Forcible Fondling		6
Forcible Rape		4
Sexual Assault With An Object		1
<b>ASSAULT OFFENSES</b>		<b>128</b>
Aggravated Assault		26
Intimidation		8
Simple Assault		94
<b>ROBBERY</b>		<b>7</b>
Robbery		7
<b>BURGLARY/BREAKING &amp; ENTERING</b>		<b>36</b>
Burglary/Breaking & Entering		36
<b>LARCENY/THEFT OFFENSES</b>		<b>74</b>
All Other Larceny		48
Shoplifting		1
Theft From Building		9
Theft From Coin Operated Machine or Device		3
Theft From Motor Vehicle		15
<b>MOTOR VEHICLE THEFT</b>		<b>10</b>
Motor Vehicle Theft		10
<b>ARSON</b>		<b>4</b>
Arson		4
<b>BRIBERY</b>		<b>1</b>
Bribery		1
<b>COUNTERFEITING/FORGERY</b>		<b>8</b>
Counterfeiting/Forgery		8
<b>DESTRUCTION/DAMAGE/VANDALISM OF PROPERTY</b>		<b>85</b>
Destruction/Damage/Vandalism of Property		85
<b>EXTORTION/BLACKMAIL</b>		<b>1</b>
Extortion/Blackmail		1
<b>FRAUD OFFENSES</b>		<b>14</b>
Credit Card/Automatic Teller Fraud		4
False Pretenses/Swindle/Confidence Game		7
Impersonation		4
<b>STOLEN PROPERTY OFFENSES</b>		<b>3</b>
Stolen Property Offenses		3

# Offenses (Group "A") by Agency

2005

COUNTY

AGENCY

OFFENSE CATEGORY

OFFENSE

# OF OFFENSES

<b>DRUG/NARCOTIC OFFENSES</b>	<b>67</b>
Drug/Narcotic Violations	67
<b>WEAPON LAW VIOLATIONS</b>	<b>5</b>
Weapon Law Violations	5
<b>DNR - 1 - Brooke</b>	<b>1</b>
<b>TOTAL</b>	<b>1</b>
<b>WEAPON LAW VIOLATIONS</b>	<b>1</b>
Weapon Law Violations	1
<b>FIRE MARSHAL - Brooke</b>	<b>1</b>
<b>TOTAL</b>	<b>1</b>
<b>ARSON</b>	<b>1</b>
Arson	1
<b>Follansbee PD</b>	<b>55</b>
<b>TOTAL</b>	<b>55</b>
<b>ASSAULT OFFENSES</b>	<b>17</b>
Aggravated Assault	2
Simple Assault	15
<b>ROBBERY</b>	<b>2</b>
Robbery	2
<b>BURGLARY/BREAKING &amp; ENTERING</b>	<b>5</b>
Burglary/Breaking & Entering	5
<b>LARCENY/THEFT OFFENSES</b>	<b>10</b>
All Other Larceny	1
Purse-snatching	1
Theft From Building	3
Theft From Motor Vehicle	5
<b>COUNTERFEITING/FORGERY</b>	<b>2</b>
Counterfeiting/Forgery	2
<b>DESTRUCTION/DAMAGE/VANDALISM OF PROPERTY</b>	<b>9</b>
Destruction/Damage/Vandalism of Property	9
<b>FRAUD OFFENSES</b>	<b>3</b>
False Pretenses/Swindle/Confidence Game	3
<b>STOLEN PROPERTY OFFENSES</b>	<b>1</b>
Stolen Property Offenses	1
<b>DRUG/NARCOTIC OFFENSES</b>	<b>5</b>
Drug/Narcotic Violations	5
<b>WEAPON LAW VIOLATIONS</b>	<b>1</b>
Weapon Law Violations	1

# Offenses (Group "A") by Agency

2005

COUNTY

AGENCY

OFFENSE CATEGORY

OFFENSE

# OF OFFENSES

<u>Wellsburg SP</u>	<u>TOTAL</u>	<u>63</u>
<b>SEX OFFENSES, FORCIBLE</b>		<b>6</b>
Forcible Fondling		5
Forcible Sodomy		1
<b>ASSAULT OFFENSES</b>		<b>24</b>
Aggravated Assault		2
Intimidation		11
Simple Assault		11
<b>BURGLARY/BREAKING &amp; ENTERING</b>		<b>2</b>
Burglary/Breaking & Entering		2
<b>LARCENY/THEFT OFFENSES</b>		<b>6</b>
All Other Larceny		4
Theft of Motor Vehicle Parts/Accessories		2
<b>MOTOR VEHICLE THEFT</b>		<b>1</b>
Motor Vehicle Theft		1
<b>COUNTERFEITING/FORGERY</b>		<b>1</b>
Counterfeiting/Forgery		1
<b>DESTRUCTION/DAMAGE/VANDALISM OF PROPERTY</b>		<b>8</b>
Destruction/Damage/Vandalism of Property		8
<b>EMBEZZLEMENT</b>		<b>3</b>
Embezzlement		3
<b>FRAUD OFFENSES</b>		<b>9</b>
Credit Card/Automatic Teller Fraud		1
False Pretenses/Swindle/Confidence Game		8
<b>DRUG/NARCOTIC OFFENSES</b>		<b>3</b>
Drug/Narcotic Violations		3
<b>Cabell County TOTAL</b>		<b>10333</b>

# Offenses (Group "A") by Agency

2005

COUNTY

AGENCY

OFFENSE CATEGORY

OFFENSE

# OF OFFENSES

<u>Barboursville PD</u>	<u>TOTAL</u>	<u>590</u>
<b>ASSAULT OFFENSES</b>		<b>52</b>
Aggravated Assault		2
Intimidation		2
Simple Assault		48
<b>ROBBERY</b>		<b>1</b>
Robbery		1
<b>BURGLARY/BREAKING &amp; ENTERING</b>		<b>29</b>
Burglary/Breaking & Entering		29
<b>LARCENY/THEFT OFFENSES</b>		<b>320</b>
All Other Larceny		31
Shoplifting		237
Theft From Building		8
Theft From Coin Operated Machine or Device		1
Theft From Motor Vehicle		25
Theft of Motor Vehicle Parts/Accessories		19
<b>MOTOR VEHICLE THEFT</b>		<b>11</b>
Motor Vehicle Theft		11
<b>COUNTERFEITING/FORGERY</b>		<b>10</b>
Counterfeiting/Forgery		10
<b>DESTRUCTION/DAMAGE/VANDALISM OF PROPERTY</b>		<b>79</b>
Destruction/Damage/Vandalism of Property		79
<b>EMBEZZLEMENT</b>		<b>12</b>
Embezzlement		12
<b>FRAUD OFFENSES</b>		<b>20</b>
Credit Card/Automatic Teller Fraud		13
False Pretenses/Swindle/Confidence Game		7
<b>STOLEN PROPERTY OFFENSES</b>		<b>8</b>
Stolen Property Offenses		8
<b>DRUG/NARCOTIC OFFENSES</b>		<b>39</b>
Drug/Narcotic Violations		39
<b>WEAPON LAW VIOLATIONS</b>		<b>8</b>
Weapon Law Violations		8



# Offenses (Group "A") by Agency

2005

COUNTY

AGENCY

OFFENSE CATEGORY

OFFENSE

# OF OFFENSES

<u>Cabell CO SO</u>	<u>TOTAL</u>	<u>907</u>
<b>HOMICIDE OFFENSES</b>		<b>1</b>
Negligent Manslaughter		1
<b>SEX OFFENSES, FORCIBLE</b>		<b>3</b>
Forcible Fondling		1
Forcible Rape		2
<b>ASSAULT OFFENSES</b>		<b>116</b>
Aggravated Assault		8
Intimidation		12
Simple Assault		96
<b>KIDNAPING/ABDUCTION</b>		<b>2</b>
Kidnaping/Abduction		2
<b>ROBBERY</b>		<b>8</b>
Robbery		8
<b>BURGLARY/BREAKING &amp; ENTERING</b>		<b>127</b>
Burglary/Breaking & Entering		127
<b>LARCENY/THEFT OFFENSES</b>		<b>302</b>
All Other Larceny		178
Shoplifting		36
Theft From Building		3
Theft From Coin Operated Machine or Device		8
Theft From Motor Vehicle		60
Theft of Motor Vehicle Parts/Accessories		20
<b>MOTOR VEHICLE THEFT</b>		<b>23</b>
Motor Vehicle Theft		23
<b>ARSON</b>		<b>5</b>
Arson		5
<b>COUNTERFEITING/FORGERY</b>		<b>12</b>
Counterfeiting/Forgery		12
<b>DESTRUCTION/DAMAGE/VANDALISM OF PROPERTY</b>		<b>226</b>
Destruction/Damage/Vandalism of Property		226
<b>EMBEZZLEMENT</b>		<b>10</b>
Embezzlement		10
<b>FRAUD OFFENSES</b>		<b>20</b>
Credit Card/Automatic Teller Fraud		6
False Pretenses/Swindle/Confidence Game		13
Impersonation		1

# Offenses (Group "A") by Agency

2005

COUNTY

AGENCY

OFFENSE CATEGORY

OFFENSE

# OF OFFENSES

COUNTY	AGENCY	OFFENSE CATEGORY	OFFENSE	# OF OFFENSES
		<b>STOLEN PROPERTY OFFENSES</b>		<b>5</b>
			Stolen Property Offenses	5
		<b>DRUG/NARCOTIC OFFENSES</b>		<b>40</b>
			Drug/Narcotic Violations	40
		<b>PROSTITUTION OFFENSES</b>		<b>2</b>
			Prostitution	2
		<b>WEAPON LAW VIOLATIONS</b>		<b>2</b>
			Weapon Law Violations	2
<b>FIRE MARSHAL - Cabell</b>		<b>TOTAL</b>		<b>8</b>
		<b>ARSON</b>		<b>6</b>
			Arson	6
		<b>WEAPON LAW VIOLATIONS</b>		<b>2</b>
			Weapon Law Violations	2

# Offenses (Group "A") by Agency

2005

COUNTY

AGENCY

OFFENSE CATEGORY

OFFENSE

# OF OFFENSES

<u>Huntington PD</u>	<u>TOTAL</u>	<u>6,930</u>
<b>HOMICIDE OFFENSES</b>		<b>8</b>
Murder and Nonnegligent Manslaughter		8
<b>SEX OFFENSES, FORCIBLE</b>		<b>71</b>
Forcible Fondling		26
Forcible Rape		36
Forcible Sodomy		2
Sexual Assault With An Object		7
<b>SEX OFFENSES, NONFORCIBLE</b>		<b>3</b>
Statutory Rape		3
<b>ASSAULT OFFENSES</b>		<b>1,084</b>
Aggravated Assault		105
Intimidation		7
Simple Assault		972
<b>KIDNAPING/ABDUCTION</b>		<b>13</b>
Kidnaping/Abduction		13
<b>ROBBERY</b>		<b>164</b>
Robbery		164
<b>BURGLARY/BREAKING &amp; ENTERING</b>		<b>1,052</b>
Burglary/Breaking & Entering		1,052
<b>LARCENY/THEFT OFFENSES</b>		<b>2,295</b>
All Other Larceny		1,552
Purse-snatching		1
Shoplifting		91
Theft From Building		11
Theft From Coin Operated Machine or Device		3
Theft From Motor Vehicle		616
Theft of Motor Vehicle Parts/Accessories		21
<b>MOTOR VEHICLE THEFT</b>		<b>306</b>
Motor Vehicle Theft		306
<b>ARSON</b>		<b>28</b>
Arson		28
<b>COUNTERFEITING/FORGERY</b>		<b>183</b>
Counterfeiting/Forgery		183
<b>DESTRUCTION/DAMAGE/VANDALISM OF PROPERTY</b>		<b>1,149</b>
Destruction/Damage/Vandalism of Property		1,149

# Offenses (Group "A") by Agency

2005

COUNTY

AGENCY

OFFENSE CATEGORY

OFFENSE

# OF OFFENSES

---

<b>EMBEZZLEMENT</b>	<b>24</b>
Embezzlement	24
<b>FRAUD OFFENSES</b>	<b>136</b>
Credit Card/Automatic Teller Fraud	7
False Pretenses/Swindle/Confidence Game	129
<b>STOLEN PROPERTY OFFENSES</b>	<b>7</b>
Stolen Property Offenses	7
<b>DRUG/NARCOTIC OFFENSES</b>	<b>343</b>
Drug Equipment Violations	1
Drug/Narcotic Violations	342
<b>PROSTITUTION OFFENSES</b>	<b>48</b>
Prostitution	48
<b>WEAPON LAW VIOLATIONS</b>	<b>16</b>
Weapon Law Violations	16

# Offenses (Group "A") by Agency

2005

COUNTY

AGENCY

OFFENSE CATEGORY

OFFENSE

# OF OFFENSES

<u>Huntington SP</u>	<u>TOTAL</u>	<u>1,477</u>
<b>SEX OFFENSES, FORCIBLE</b>		<b>7</b>
Forcible Fondling		4
Forcible Rape		1
Sexual Assault With An Object		2
<b>SEX OFFENSES, NONFORCIBLE</b>		<b>1</b>
Statutory Rape		1
<b>ASSAULT OFFENSES</b>		<b>239</b>
Aggravated Assault		13
Intimidation		7
Simple Assault		220
<b>ROBBERY</b>		<b>4</b>
Robbery		4
<b>BURGLARY/BREAKING &amp; ENTERING</b>		<b>94</b>
Burglary/Breaking & Entering		94
<b>LARCENY/THEFT OFFENSES</b>		<b>624</b>
All Other Larceny		248
Purse-snatching		13
Shoplifting		162
Theft From Building		2
Theft From Coin Operated Machine or Device		1
Theft From Motor Vehicle		52
Theft of Motor Vehicle Parts/Accessories		148
<b>MOTOR VEHICLE THEFT</b>		<b>50</b>
Motor Vehicle Theft		50
<b>ARSON</b>		<b>2</b>
Arson		2
<b>COUNTERFEITING/FORGERY</b>		<b>47</b>
Counterfeiting/Forgery		47
<b>DESTRUCTION/DAMAGE/VANDALISM OF PROPERTY</b>		<b>165</b>
Destruction/Damage/Vandalism of Property		165
<b>EMBEZZLEMENT</b>		<b>7</b>
Embezzlement		7
<b>EXTORTION/BLACKMAIL</b>		<b>1</b>
Extortion/Blackmail		1
<b>FRAUD OFFENSES</b>		<b>63</b>
Credit Card/Automatic Teller Fraud		7

# Offenses (Group "A") by Agency

---

2005

COUNTY

AGENCY

OFFENSE CATEGORY

OFFENSE

# OF OFFENSES

---

False Pretenses/Swindle/Confidence Game	51
Impersonation	5
<b>STOLEN PROPERTY OFFENSES</b>	<b>10</b>
Stolen Property Offenses	10
<b>DRUG/NARCOTIC OFFENSES</b>	<b>147</b>
Drug/Narcotic Violations	147
<b>GAMBLING OFFENSES</b>	<b>1</b>
Gambling Equipment Violations	1
<b>PORNOGRAPHY/OBSCENE MATERIAL</b>	<b>2</b>
Pornography/Obscene Material	2
<b>PROSTITUTION OFFENSES</b>	<b>1</b>
Prostitution	1
<b>WEAPON LAW VIOLATIONS</b>	<b>9</b>
Weapon Law Violations	9

# Offenses (Group "A") by Agency

2005

COUNTY

AGENCY

OFFENSE CATEGORY

OFFENSE

# OF OFFENSES

<u>Marshall Univ Police</u>	<u>TOTAL</u>	<u>329</u>
<b>SEX OFFENSES, FORCIBLE</b>		<b>1</b>
Sexual Assault With An Object		1
<b>ASSAULT OFFENSES</b>		<b>37</b>
Aggravated Assault		4
Intimidation		13
Simple Assault		21
<b>KIDNAPING/ABDUCTION</b>		<b>1</b>
Kidnaping/Abduction		1
<b>ROBBERY</b>		<b>1</b>
Robbery		1
<b>BURGLARY/BREAKING &amp; ENTERING</b>		<b>14</b>
Burglary/Breaking & Entering		14
<b>LARCENY/THEFT OFFENSES</b>		<b>138</b>
All Other Larceny		11
Shoplifting		3
Theft From Building		87
Theft From Coin Operated Machine or Device		2
Theft From Motor Vehicle		33
Theft of Motor Vehicle Parts/Accessories		4
<b>MOTOR VEHICLE THEFT</b>		<b>1</b>
Motor Vehicle Theft		1
<b>COUNTERFEITING/FORGERY</b>		<b>1</b>
Counterfeiting/Forgery		1
<b>DESTRUCTION/DAMAGE/VANDALISM OF PROPERTY</b>		<b>67</b>
Destruction/Damage/Vandalism of Property		67
<b>FRAUD OFFENSES</b>		<b>7</b>
Credit Card/Automatic Teller Fraud		1
False Pretenses/Swindle/Confidence Game		6
<b>STOLEN PROPERTY OFFENSES</b>		<b>5</b>
Stolen Property Offenses		5
<b>DRUG/NARCOTIC OFFENSES</b>		<b>43</b>
Drug Equipment Violations		1
Drug/Narcotic Violations		42
<b>WEAPON LAW VIOLATIONS</b>		<b>10</b>
Weapon Law Violations		10

# Offenses (Group "A") by Agency

2005

COUNTY

AGENCY

OFFENSE CATEGORY

OFFENSE

# OF OFFENSES

<u>Milton PD</u>	<u>TOTAL</u>	<u>61</u>
<b>ASSAULT OFFENSES</b>		<b>19</b>
Intimidation		3
Simple Assault		16
<b>ROBBERY</b>		<b>1</b>
Robbery		1
<b>BURGLARY/BREAKING &amp; ENTERING</b>		<b>8</b>
Burglary/Breaking & Entering		8
<b>LARCENY/THEFT OFFENSES</b>		<b>26</b>
All Other Larceny		9
Purse-snatching		1
Shoplifting		4
Theft From Building		5
Theft From Coin Operated Machine or Device		2
Theft From Motor Vehicle		5
<b>MOTOR VEHICLE THEFT</b>		<b>2</b>
Motor Vehicle Theft		2
<b>DESTRUCTION/DAMAGE/VANDALISM OF PROPERTY</b>		<b>4</b>
Destruction/Damage/Vandalism of Property		4
<b>DRUG/NARCOTIC OFFENSES</b>		<b>1</b>
Drug/Narcotic Violations		1
<u>tf Huntington Drug &amp; Vio Crime</u>	<u>TOTAL</u>	<u>31</u>
<b>DRUG/NARCOTIC OFFENSES</b>		<b>30</b>
Drug/Narcotic Violations		30
<b>WEAPON LAW VIOLATIONS</b>		<b>1</b>
Weapon Law Violations		1
<b>Calhoun County TOTAL</b>		<b>124</b>



# Offenses (Group "A") by Agency

2005

COUNTY

AGENCY

OFFENSE CATEGORY

OFFENSE

# OF OFFENSES

<u>Grantsville SP</u>	<u>TOTAL</u>	<u>124</u>
<b>SEX OFFENSES, FORCIBLE</b>		<b>4</b>
Forcible Fondling		2
Forcible Rape		1
Forcible Sodomy		1
<b>SEX OFFENSES, NONFORCIBLE</b>		<b>1</b>
Statutory Rape		1
<b>ASSAULT OFFENSES</b>		<b>25</b>
Aggravated Assault		3
Intimidation		2
Simple Assault		20
<b>KIDNAPING/ABDUCTION</b>		<b>1</b>
Kidnaping/Abduction		1
<b>BURGLARY/BREAKING &amp; ENTERING</b>		<b>30</b>
Burglary/Breaking & Entering		30
<b>LARCENY/THEFT OFFENSES</b>		<b>12</b>
All Other Larceny		6
Theft From Building		1
Theft From Coin Operated Machine or Device		1
Theft From Motor Vehicle		3
Theft of Motor Vehicle Parts/Accessories		1
<b>MOTOR VEHICLE THEFT</b>		<b>5</b>
Motor Vehicle Theft		5
<b>COUNTERFEITING/FORGERY</b>		<b>4</b>
Counterfeiting/Forgery		4
<b>DESTRUCTION/DAMAGE/VANDALISM OF PROPERTY</b>		<b>27</b>
Destruction/Damage/Vandalism of Property		27
<b>EMBEZZLEMENT</b>		<b>1</b>
Embezzlement		1
<b>FRAUD OFFENSES</b>		<b>3</b>
False Pretenses/Swindle/Confidence Game		3
<b>STOLEN PROPERTY OFFENSES</b>		<b>1</b>
Stolen Property Offenses		1
<b>DRUG/NARCOTIC OFFENSES</b>		<b>8</b>
Drug/Narcotic Violations		8
<b>WEAPON LAW VIOLATIONS</b>		<b>2</b>
Weapon Law Violations		2

# Offenses (Group "A") by Agency

---

2005

COUNTY

AGENCY

OFFENSE CATEGORY

OFFENSE

# OF OFFENSES

---

Clay	County TOTAL	231
------	--------------	-----

# Offenses (Group "A") by Agency

2005

COUNTY

AGENCY

OFFENSE CATEGORY

OFFENSE

# OF OFFENSES

Clay SP	TOTAL	230
<b>HOMICIDE OFFENSES</b>		<b>2</b>
Murder and Nonnegligent Manslaughter		2
<b>SEX OFFENSES, FORCIBLE</b>		<b>3</b>
Forcible Rape		1
Sexual Assault With An Object		2
<b>ASSAULT OFFENSES</b>		<b>56</b>
Aggravated Assault		6
Intimidation		8
Simple Assault		43
<b>KIDNAPING/ABDUCTION</b>		<b>2</b>
Kidnaping/Abduction		2
<b>ROBBERY</b>		<b>1</b>
Robbery		1
<b>BURGLARY/BREAKING &amp; ENTERING</b>		<b>34</b>
Burglary/Breaking & Entering		34
<b>LARCENY/THEFT OFFENSES</b>		<b>44</b>
All Other Larceny		33
Shoplifting		1
Theft From Motor Vehicle		4
Theft of Motor Vehicle Parts/Accessories		6
<b>MOTOR VEHICLE THEFT</b>		<b>7</b>
Motor Vehicle Theft		7
<b>ARSON</b>		<b>3</b>
Arson		3
<b>COUNTERFEITING/FORGERY</b>		<b>4</b>
Counterfeiting/Forgery		4
<b>DESTRUCTION/DAMAGE/VANDALISM OF PROPERTY</b>		<b>32</b>
Destruction/Damage/Vandalism of Property		32
<b>FRAUD OFFENSES</b>		<b>2</b>
Credit Card/Automatic Teller Fraud		2
<b>STOLEN PROPERTY OFFENSES</b>		<b>1</b>
Stolen Property Offenses		1
<b>DRUG/NARCOTIC OFFENSES</b>		<b>33</b>
Drug/Narcotic Violations		33
<b>WEAPON LAW VIOLATIONS</b>		<b>5</b>
Weapon Law Violations		5

# Offenses (Group "A") by Agency

2005

COUNTY

AGENCY

OFFENSE CATEGORY

OFFENSE

# OF OFFENSES

COUNTY	AGENCY	OFFENSE CATEGORY	OFFENSE	# OF OFFENSES
	<b>DNR - 3 - Clay</b>	<b>TOTAL</b>		<b>1</b>
		<b>DRUG/NARCOTIC OFFENSES</b>		<b>1</b>
		Drug/Narcotic Violations		1
<b>Doddridge</b>	<b>County</b>	<b>TOTAL</b>		<b>100</b>
	<b>West Union PD</b>	<b>TOTAL</b>		<b>20</b>
		<b>ASSAULT OFFENSES</b>		<b>1</b>
		Simple Assault		1
		<b>BURGLARY/BREAKING &amp; ENTERING</b>		<b>7</b>
		Burglary/Breaking & Entering		7
		<b>LARCENY/THEFT OFFENSES</b>		<b>4</b>
		All Other Larceny		1
		Purse-snatching		1
		Theft From Motor Vehicle		1
		Theft of Motor Vehicle Parts/Accessories		2
		<b>MOTOR VEHICLE THEFT</b>		<b>1</b>
		Motor Vehicle Theft		1
		<b>COUNTERFEITING/FORGERY</b>		<b>1</b>
		Counterfeiting/Forgery		1
		<b>DESTRUCTION/DAMAGE/VANDALISM OF PROPERTY</b>		<b>3</b>
		Destruction/Damage/Vandalism of Property		3
		<b>FRAUD OFFENSES</b>		<b>1</b>
		False Pretenses/Swindle/Confidence Game		1
		<b>STOLEN PROPERTY OFFENSES</b>		<b>1</b>
		Stolen Property Offenses		1

# Offenses (Group "A") by Agency

2005

COUNTY

AGENCY

OFFENSE CATEGORY

OFFENSE

# OF OFFENSES

West Union SP	TOTAL	80
<b>SEX OFFENSES, FORCIBLE</b>		<b>4</b>
Forcible Fondling		4
<b>ASSAULT OFFENSES</b>		<b>27</b>
Aggravated Assault		4
Intimidation		7
Simple Assault		16
<b>KIDNAPING/ABDUCTION</b>		<b>1</b>
Kidnaping/Abduction		1
<b>BURGLARY/BREAKING &amp; ENTERING</b>		<b>8</b>
Burglary/Breaking & Entering		8
<b>LARCENY/THEFT OFFENSES</b>		<b>15</b>
All Other Larceny		13
Theft From Motor Vehicle		2
<b>MOTOR VEHICLE THEFT</b>		<b>3</b>
Motor Vehicle Theft		3
<b>COUNTERFEITING/FORGERY</b>		<b>1</b>
Counterfeiting/Forgery		1
<b>DESTRUCTION/DAMAGE/VANDALISM OF PROPERTY</b>		<b>7</b>
Destruction/Damage/Vandalism of Property		7
<b>FRAUD OFFENSES</b>		<b>5</b>
False Pretenses/Swindle/Confidence Game		3
Impersonation		2
<b>DRUG/NARCOTIC OFFENSES</b>		<b>7</b>
Drug Equipment Violations		1
Drug/Narcotic Violations		6
<b>WEAPON LAW VIOLATIONS</b>		<b>2</b>
Weapon Law Violations		2
<b>Fayette County TOTAL</b>		<b>1370</b>

# Offenses (Group "A") by Agency

2005

COUNTY

AGENCY

OFFENSE CATEGORY

OFFENSE

# OF OFFENSES

<u>Agency</u>	<u>TOTAL</u>	<u># OF OFFENSES</u>
<b>Ansted PD</b>	<b>TOTAL</b>	<b>22</b>
<b>ASSAULT OFFENSES</b>		<b>5</b>
Intimidation		1
Simple Assault		4
<b>BURGLARY/BREAKING &amp; ENTERING</b>		<b>3</b>
Burglary/Breaking & Entering		3
<b>LARCENY/THEFT OFFENSES</b>		<b>11</b>
All Other Larceny		11
<b>DESTRUCTION/DAMAGE/VANDALISM OF PROPERTY</b>		<b>3</b>
Destruction/Damage/Vandalism of Property		3
<b>DNR - 4 - Fayette</b>	<b>TOTAL</b>	<b>2</b>
<b>DRUG/NARCOTIC OFFENSES</b>		<b>2</b>
Drug/Narcotic Violations		2

# Offenses (Group "A") by Agency

2005

COUNTY

AGENCY

OFFENSE CATEGORY

OFFENSE

# OF OFFENSES

<u>Fayette Co SO</u>	<u>TOTAL</u>	<u>630</u>
<b>SEX OFFENSES, FORCIBLE</b>		<b>19</b>
Forcible Fondling		9
Forcible Rape		9
Sexual Assault With An Object		1
<b>SEX OFFENSES, NONFORCIBLE</b>		<b>1</b>
Statutory Rape		1
<b>ASSAULT OFFENSES</b>		<b>165</b>
Aggravated Assault		32
Intimidation		14
Simple Assault		122
<b>KIDNAPING/ABDUCTION</b>		<b>5</b>
Kidnaping/Abduction		5
<b>ROBBERY</b>		<b>6</b>
Robbery		6
<b>BURGLARY/BREAKING &amp; ENTERING</b>		<b>114</b>
Burglary/Breaking & Entering		114
<b>LARCENY/THEFT OFFENSES</b>		<b>139</b>
All Other Larceny		98
Shoplifting		5
Theft From Coin Operated Machine or Device		1
Theft From Motor Vehicle		14
Theft of Motor Vehicle Parts/Accessories		21
<b>MOTOR VEHICLE THEFT</b>		<b>14</b>
Motor Vehicle Theft		14
<b>ARSON</b>		<b>4</b>
Arson		4
<b>COUNTERFEITING/FORGERY</b>		<b>16</b>
Counterfeiting/Forgery		16
<b>DESTRUCTION/DAMAGE/VANDALISM OF PROPERTY</b>		<b>112</b>
Destruction/Damage/Vandalism of Property		112
<b>EMBEZZLEMENT</b>		<b>1</b>
Embezzlement		1
<b>FRAUD OFFENSES</b>		<b>21</b>
Credit Card/Automatic Teller Fraud		3
False Pretenses/Swindle/Confidence Game		19
<b>DRUG/NARCOTIC OFFENSES</b>		<b>5</b>

# Offenses (Group "A") by Agency

2005

COUNTY

AGENCY

OFFENSE CATEGORY

OFFENSE

# OF OFFENSES

AGENCY	OFFENSE CATEGORY	OFFENSE	# OF OFFENSES
		Drug/Narcotic Violations	5
	<b>WEAPON LAW VIOLATIONS</b>		<b>4</b>
		Weapon Law Violations	4
<b>Fayetteville PD</b>	<b>TOTAL</b>		<b>60</b>
	<b>ASSAULT OFFENSES</b>		<b>9</b>
		Intimidation	5
		Simple Assault	4
	<b>BURGLARY/BREAKING &amp; ENTERING</b>		<b>3</b>
		Burglary/Breaking & Entering	3
	<b>LARCENY/THEFT OFFENSES</b>		<b>26</b>
		All Other Larceny	15
		Theft From Building	6
		Theft From Motor Vehicle	2
		Theft of Motor Vehicle Parts/Accessories	3
	<b>MOTOR VEHICLE THEFT</b>		<b>1</b>
		Motor Vehicle Theft	1
	<b>DESTRUCTION/DAMAGE/VANDALISM OF PROPERTY</b>		<b>16</b>
		Destruction/Damage/Vandalism of Property	16
	<b>DRUG/NARCOTIC OFFENSES</b>		<b>2</b>
		Drug Equipment Violations	1
		Drug/Narcotic Violations	2
	<b>WEAPON LAW VIOLATIONS</b>		<b>2</b>
		Weapon Law Violations	2
<b>FIRE MARSHAL - Fayette</b>	<b>TOTAL</b>		<b>1</b>
	<b>ARSON</b>		<b>1</b>
		Arson	1



# Offenses (Group "A") by Agency

2005

COUNTY

AGENCY

OFFENSE CATEGORY

OFFENSE

# OF OFFENSES

<u>Gauley Bridge SP</u>	<u>TOTAL</u>	<u>134</u>
<b>SEX OFFENSES, FORCIBLE</b>		<b>1</b>
Sexual Assault With An Object		1
<b>ASSAULT OFFENSES</b>		<b>24</b>
Aggravated Assault		2
Intimidation		6
Simple Assault		16
<b>BURGLARY/BREAKING &amp; ENTERING</b>		<b>16</b>
Burglary/Breaking & Entering		16
<b>LARCENY/THEFT OFFENSES</b>		<b>42</b>
All Other Larceny		19
Shoplifting		2
Theft From Building		5
Theft From Motor Vehicle		13
Theft of Motor Vehicle Parts/Accessories		3
<b>MOTOR VEHICLE THEFT</b>		<b>8</b>
Motor Vehicle Theft		8
<b>COUNTERFEITING/FORGERY</b>		<b>4</b>
Counterfeiting/Forgery		4
<b>DESTRUCTION/DAMAGE/VANDALISM OF PROPERTY</b>		<b>23</b>
Destruction/Damage/Vandalism of Property		23
<b>FRAUD OFFENSES</b>		<b>3</b>
False Pretenses/Swindle/Confidence Game		3
<b>STOLEN PROPERTY OFFENSES</b>		<b>3</b>
Stolen Property Offenses		3
<b>DRUG/NARCOTIC OFFENSES</b>		<b>10</b>
Drug/Narcotic Violations		10

# Offenses (Group "A") by Agency

2005

COUNTY

AGENCY

OFFENSE CATEGORY

OFFENSE

# OF OFFENSES

Montgomery PD	TOTAL	81
<b>ASSAULT OFFENSES</b>		<b>10</b>
Intimidation		2
Simple Assault		8
<b>BURGLARY/BREAKING &amp; ENTERING</b>		<b>7</b>
Burglary/Breaking & Entering		7
<b>LARCENY/THEFT OFFENSES</b>		<b>41</b>
All Other Larceny		10
Shoplifting		6
Theft From Building		3
Theft From Coin Operated Machine or Device		9
Theft From Motor Vehicle		13
<b>MOTOR VEHICLE THEFT</b>		<b>1</b>
Motor Vehicle Theft		1
<b>DESTRUCTION/DAMAGE/VANDALISM OF PROPERTY</b>		<b>20</b>
Destruction/Damage/Vandalism of Property		20
<b>DRUG/NARCOTIC OFFENSES</b>		<b>1</b>
Drug Equipment Violations		1
<b>WEAPON LAW VIOLATIONS</b>		<b>1</b>
Weapon Law Violations		1

# Offenses (Group "A") by Agency

2005

COUNTY

AGENCY

OFFENSE CATEGORY

OFFENSE

# OF OFFENSES

Oak Hill SP	TOTAL	292
<b>HOMICIDE OFFENSES</b>		<b>1</b>
Murder and Nonnegligent Manslaughter		1
<b>SEX OFFENSES, FORCIBLE</b>		<b>1</b>
Forcible Fondling		1
<b>ASSAULT OFFENSES</b>		<b>44</b>
Aggravated Assault		10
Intimidation		5
Simple Assault		29
<b>ROBBERY</b>		<b>1</b>
Robbery		1
<b>BURGLARY/BREAKING &amp; ENTERING</b>		<b>30</b>
Burglary/Breaking & Entering		30
<b>LARCENY/THEFT OFFENSES</b>		<b>98</b>
All Other Larceny		33
Theft From Building		8
Theft From Motor Vehicle		54
Theft of Motor Vehicle Parts/Accessories		3
<b>MOTOR VEHICLE THEFT</b>		<b>15</b>
Motor Vehicle Theft		15
<b>ARSON</b>		<b>2</b>
Arson		2
<b>COUNTERFEITING/FORGERY</b>		<b>19</b>
Counterfeiting/Forgery		19
<b>DESTRUCTION/DAMAGE/VANDALISM OF PROPERTY</b>		<b>39</b>
Destruction/Damage/Vandalism of Property		39
<b>EMBEZZLEMENT</b>		<b>3</b>
Embezzlement		3
<b>FRAUD OFFENSES</b>		<b>10</b>
False Pretenses/Swindle/Confidence Game		10
<b>STOLEN PROPERTY OFFENSES</b>		<b>3</b>
Stolen Property Offenses		3
<b>DRUG/NARCOTIC OFFENSES</b>		<b>22</b>
Drug/Narcotic Violations		22
<b>WEAPON LAW VIOLATIONS</b>		<b>4</b>
Weapon Law Violations		4

# Offenses (Group "A") by Agency

2005

COUNTY

AGENCY

OFFENSE CATEGORY

OFFENSE

# OF OFFENSES

<u>Smithers PD</u>	<u>TOTAL</u>	<u>84</u>
<b>ASSAULT OFFENSES</b>		<b>23</b>
Aggravated Assault		2
Intimidation		6
Simple Assault		15
<b>ROBBERY</b>		<b>2</b>
Robbery		2
<b>BURGLARY/BREAKING &amp; ENTERING</b>		<b>5</b>
Burglary/Breaking & Entering		5
<b>LARCENY/THEFT OFFENSES</b>		<b>29</b>
All Other Larceny		9
Shoplifting		4
Theft From Building		11
Theft From Coin Operated Machine or Device		1
Theft From Motor Vehicle		4
<b>DESTRUCTION/DAMAGE/VANDALISM OF PROPERTY</b>		<b>20</b>
Destruction/Damage/Vandalism of Property		20
<b>FRAUD OFFENSES</b>		<b>2</b>
False Pretenses/Swindle/Confidence Game		2
<b>DRUG/NARCOTIC OFFENSES</b>		<b>3</b>
Drug Equipment Violations		1
Drug/Narcotic Violations		2
<u>Turnpike - Fayette</u>	<u>TOTAL</u>	<u>10</u>
<b>LARCENY/THEFT OFFENSES</b>		<b>1</b>
All Other Larceny		1
<b>COUNTERFEITING/FORGERY</b>		<b>1</b>
Counterfeiting/Forgery		1
<b>DESTRUCTION/DAMAGE/VANDALISM OF PROPERTY</b>		<b>1</b>
Destruction/Damage/Vandalism of Property		1
<b>STOLEN PROPERTY OFFENSES</b>		<b>1</b>
Stolen Property Offenses		1
<b>DRUG/NARCOTIC OFFENSES</b>		<b>5</b>
Drug/Narcotic Violations		5
<b>WEAPON LAW VIOLATIONS</b>		<b>1</b>
Weapon Law Violations		1

# Offenses (Group "A") by Agency

2005

COUNTY

AGENCY

OFFENSE CATEGORY

OFFENSE

# OF OFFENSES

<u>WVU Tech-Security</u>	<u>TOTAL</u>	<u>54</u>
<b>ASSAULT OFFENSES</b>		<b>12</b>
Aggravated Assault		2
Intimidation		5
Simple Assault		5
<b>BURGLARY/BREAKING &amp; ENTERING</b>		<b>3</b>
Burglary/Breaking & Entering		3
<b>LARCENY/THEFT OFFENSES</b>		<b>24</b>
All Other Larceny		4
Theft From Building		12
Theft From Coin Operated Machine or Device		3
Theft From Motor Vehicle		5
<b>DESTRUCTION/DAMAGE/VANDALISM OF PROPERTY</b>		<b>12</b>
Destruction/Damage/Vandalism of Property		12
<b>EMBEZZLEMENT</b>		<b>1</b>
Embezzlement		1
<b>STOLEN PROPERTY OFFENSES</b>		<b>1</b>
Stolen Property Offenses		1
<b>DRUG/NARCOTIC OFFENSES</b>		<b>1</b>
Drug/Narcotic Violations		1
<b>Gilmer County TOTAL</b>		<b>222</b>

# Offenses (Group "A") by Agency

2005

COUNTY

AGENCY

OFFENSE CATEGORY

OFFENSE

# OF OFFENSES

<u>Gilmer Co SO</u>	<u>TOTAL</u>	<u>70</u>
<b>ASSAULT OFFENSES</b>		<b>11</b>
Aggravated Assault		1
Intimidation		3
Simple Assault		7
<b>BURGLARY/BREAKING &amp; ENTERING</b>		<b>11</b>
Burglary/Breaking & Entering		11
<b>LARCENY/THEFT OFFENSES</b>		<b>14</b>
All Other Larceny		9
Theft From Building		2
Theft From Motor Vehicle		2
Theft of Motor Vehicle Parts/Accessories		1
<b>MOTOR VEHICLE THEFT</b>		<b>5</b>
Motor Vehicle Theft		5
<b>ARSON</b>		<b>3</b>
Arson		3
<b>COUNTERFEITING/FORGERY</b>		<b>1</b>
Counterfeiting/Forgery		1
<b>DESTRUCTION/DAMAGE/VANDALISM OF PROPERTY</b>		<b>22</b>
Destruction/Damage/Vandalism of Property		22
<b>DRUG/NARCOTIC OFFENSES</b>		<b>3</b>
Drug/Narcotic Violations		3

# Offenses (Group "A") by Agency

2005

COUNTY

AGENCY

OFFENSE CATEGORY

OFFENSE

# OF OFFENSES

<u>Glenville PD</u>	<u>TOTAL</u>	<u>31</u>
<b>SEX OFFENSES, FORCIBLE</b>		<b>1</b>
Forcible Rape		1
<b>ASSAULT OFFENSES</b>		<b>5</b>
Aggravated Assault		1
Simple Assault		4
<b>BURGLARY/BREAKING &amp; ENTERING</b>		<b>8</b>
Burglary/Breaking & Entering		8
<b>LARCENY/THEFT OFFENSES</b>		<b>11</b>
All Other Larceny		3
Shoplifting		2
Theft From Coin Operated Machine or Device		1
Theft From Motor Vehicle		5
<b>MOTOR VEHICLE THEFT</b>		<b>1</b>
Motor Vehicle Theft		1
<b>DESTRUCTION/DAMAGE/VANDALISM OF PROPERTY</b>		<b>5</b>
Destruction/Damage/Vandalism of Property		5

# Offenses (Group "A") by Agency

2005

COUNTY

AGENCY

OFFENSE CATEGORY

OFFENSE

# OF OFFENSES

<u>Glenville SP</u>	<u>TOTAL</u>	<u>91</u>
<b>SEX OFFENSES, FORCIBLE</b>		<b>1</b>
Forcible Rape		1
<b>SEX OFFENSES, NONFORCIBLE</b>		<b>1</b>
Incest		1
<b>ASSAULT OFFENSES</b>		<b>22</b>
Aggravated Assault		2
Intimidation		5
Simple Assault		15
<b>BURGLARY/BREAKING &amp; ENTERING</b>		<b>3</b>
Burglary/Breaking & Entering		3
<b>LARCENY/THEFT OFFENSES</b>		<b>26</b>
All Other Larceny		18
Theft From Motor Vehicle		3
Theft of Motor Vehicle Parts/Accessories		5
<b>MOTOR VEHICLE THEFT</b>		<b>3</b>
Motor Vehicle Theft		3
<b>COUNTERFEITING/FORGERY</b>		<b>2</b>
Counterfeiting/Forgery		2
<b>DESTRUCTION/DAMAGE/VANDALISM OF PROPERTY</b>		<b>16</b>
Destruction/Damage/Vandalism of Property		16
<b>EMBEZZLEMENT</b>		<b>1</b>
Embezzlement		1
<b>FRAUD OFFENSES</b>		<b>4</b>
False Pretenses/Swindle/Confidence Game		3
Welfare Fraud		1
<b>STOLEN PROPERTY OFFENSES</b>		<b>2</b>
Stolen Property Offenses		2
<b>DRUG/NARCOTIC OFFENSES</b>		<b>8</b>
Drug/Narcotic Violations		8
<b>WEAPON LAW VIOLATIONS</b>		<b>2</b>
Weapon Law Violations		2



# Offenses (Group "A") by Agency

2005

COUNTY

AGENCY

OFFENSE CATEGORY

OFFENSE

# OF OFFENSES

<u>Glenville State College</u>		<u>TOTAL</u>	<u>30</u>
	<b>SEX OFFENSES, FORCIBLE</b>		<b>1</b>
	Forcible Fondling		1
	<b>ASSAULT OFFENSES</b>		<b>2</b>
	Simple Assault		2
	<b>BURGLARY/BREAKING &amp; ENTERING</b>		<b>9</b>
	Burglary/Breaking & Entering		9
	<b>LARCENY/THEFT OFFENSES</b>		<b>5</b>
	All Other Larceny		5
	<b>DESTRUCTION/DAMAGE/VANDALISM OF PROPERTY</b>		<b>9</b>
	Destruction/Damage/Vandalism of Property		9
	<b>DRUG/NARCOTIC OFFENSES</b>		<b>4</b>
	Drug/Narcotic Violations		4
<b>Grant</b>	<b>County TOTAL</b>		<b>233</b>
	<u>DNR - 2 - Grant</u>	<u>TOTAL</u>	<u>3</u>
	<b>DRUG/NARCOTIC OFFENSES</b>		<b>3</b>
	Drug/Narcotic Violations		3

# Offenses (Group "A") by Agency

2005

COUNTY

AGENCY

OFFENSE CATEGORY

OFFENSE

# OF OFFENSES

Grant Co SO	TOTAL	142
<b>SEX OFFENSES, FORCIBLE</b>		<b>3</b>
Forcible Fondling		1
Forcible Sodomy		1
Sexual Assault With An Object		1
<b>SEX OFFENSES, NONFORCIBLE</b>		<b>2</b>
Statutory Rape		2
<b>ASSAULT OFFENSES</b>		<b>30</b>
Aggravated Assault		4
Intimidation		1
Simple Assault		25
<b>KIDNAPING/ABDUCTION</b>		<b>1</b>
Kidnaping/Abduction		1
<b>BURGLARY/BREAKING &amp; ENTERING</b>		<b>29</b>
Burglary/Breaking & Entering		29
<b>LARCENY/THEFT OFFENSES</b>		<b>18</b>
All Other Larceny		9
Shoplifting		3
Theft From Building		2
Theft From Coin Operated Machine or Device		1
Theft From Motor Vehicle		2
Theft of Motor Vehicle Parts/Accessories		1
<b>MOTOR VEHICLE THEFT</b>		<b>6</b>
Motor Vehicle Theft		6
<b>ARSON</b>		<b>1</b>
Arson		1
<b>COUNTERFEITING/FORGERY</b>		<b>1</b>
Counterfeiting/Forgery		1
<b>DESTRUCTION/DAMAGE/VANDALISM OF PROPERTY</b>		<b>42</b>
Destruction/Damage/Vandalism of Property		42
<b>FRAUD OFFENSES</b>		<b>1</b>
Wire Fraud		1
<b>DRUG/NARCOTIC OFFENSES</b>		<b>7</b>
Drug/Narcotic Violations		7
<b>WEAPON LAW VIOLATIONS</b>		<b>1</b>
Weapon Law Violations		1

# Offenses (Group "A") by Agency

2005

COUNTY

AGENCY

OFFENSE CATEGORY

OFFENSE

# OF OFFENSES

<u>Petersburg SP</u>	<u>TOTAL</u>	<u>88</u>
<b>SEX OFFENSES, FORCIBLE</b>		<b>2</b>
Forcible Fondling		1
Forcible Rape		1
<b>ASSAULT OFFENSES</b>		<b>23</b>
Aggravated Assault		1
Intimidation		5
Simple Assault		17
<b>KIDNAPING/ABDUCTION</b>		<b>1</b>
Kidnaping/Abduction		1
<b>BURGLARY/BREAKING &amp; ENTERING</b>		<b>9</b>
Burglary/Breaking & Entering		9
<b>LARCENY/THEFT OFFENSES</b>		<b>19</b>
All Other Larceny		6
Theft From Building		1
Theft of Motor Vehicle Parts/Accessories		12
<b>MOTOR VEHICLE THEFT</b>		<b>6</b>
Motor Vehicle Theft		6
<b>COUNTERFEITING/FORGERY</b>		<b>2</b>
Counterfeiting/Forgery		2
<b>DESTRUCTION/DAMAGE/VANDALISM OF PROPERTY</b>		<b>12</b>
Destruction/Damage/Vandalism of Property		12
<b>EMBEZZLEMENT</b>		<b>2</b>
Embezzlement		2
<b>FRAUD OFFENSES</b>		<b>6</b>
False Pretenses/Swindle/Confidence Game		6
<b>DRUG/NARCOTIC OFFENSES</b>		<b>4</b>
Drug/Narcotic Violations		4
<b>WEAPON LAW VIOLATIONS</b>		<b>2</b>
Weapon Law Violations		2
<b>Greenbrier County TOTAL</b>		<b>797</b>

# Offenses (Group "A") by Agency

2005

COUNTY

AGENCY

OFFENSE CATEGORY

OFFENSE

# OF OFFENSES

---

<u>DNR - 4 - Greenbrier</u>	<u>TOTAL</u>	<u>12</u>
<b>ASSAULT OFFENSES</b>		<b>1</b>
Simple Assault		1
<b>ARSON</b>		<b>1</b>
Arson		1
<b>DRUG/NARCOTIC OFFENSES</b>		<b>7</b>
Drug/Narcotic Violations		7
<b>WEAPON LAW VIOLATIONS</b>		<b>3</b>
Weapon Law Violations		3

# Offenses (Group "A") by Agency

2005

COUNTY

AGENCY

OFFENSE CATEGORY

OFFENSE

# OF OFFENSES

<u>Greenbrier Co SO</u>	<u>TOTAL</u>	<u>188</u>
<b>SEX OFFENSES, FORCIBLE</b>		<b>4</b>
Forcible Fondling		2
Forcible Rape		2
<b>ASSAULT OFFENSES</b>		<b>60</b>
Aggravated Assault		24
Intimidation		8
Simple Assault		32
<b>KIDNAPING/ABDUCTION</b>		<b>1</b>
Kidnaping/Abduction		1
<b>ROBBERY</b>		<b>1</b>
Robbery		1
<b>BURGLARY/BREAKING &amp; ENTERING</b>		<b>26</b>
Burglary/Breaking & Entering		26
<b>LARCENY/THEFT OFFENSES</b>		<b>39</b>
All Other Larceny		9
Shoplifting		3
Theft From Building		16
Theft From Motor Vehicle		11
<b>MOTOR VEHICLE THEFT</b>		<b>6</b>
Motor Vehicle Theft		6
<b>COUNTERFEITING/FORGERY</b>		<b>6</b>
Counterfeiting/Forgery		6
<b>DESTRUCTION/DAMAGE/VANDALISM OF PROPERTY</b>		<b>35</b>
Destruction/Damage/Vandalism of Property		35
<b>EMBEZZLEMENT</b>		<b>1</b>
Embezzlement		1
<b>DRUG/NARCOTIC OFFENSES</b>		<b>4</b>
Drug/Narcotic Violations		4
<b>WEAPON LAW VIOLATIONS</b>		<b>1</b>
Weapon Law Violations		1

# Offenses (Group "A") by Agency

2005

COUNTY

AGENCY

OFFENSE CATEGORY

OFFENSE

# OF OFFENSES

<u>Lewisburg PD</u>	<u>TOTAL</u>	<u>121</u>
<b>SEX OFFENSES, FORCIBLE</b>		<b>5</b>
Forcible Fondling		3
Forcible Rape		2
<b>ASSAULT OFFENSES</b>		<b>15</b>
Intimidation		1
Simple Assault		14
<b>BURGLARY/BREAKING &amp; ENTERING</b>		<b>6</b>
Burglary/Breaking & Entering		6
<b>LARCENY/THEFT OFFENSES</b>		<b>68</b>
All Other Larceny		8
Pocket-picking		1
Purse-snatching		4
Shoplifting		25
Theft From Building		16
Theft From Coin Operated Machine or Device		1
Theft From Motor Vehicle		13
<b>MOTOR VEHICLE THEFT</b>		<b>2</b>
Motor Vehicle Theft		2
<b>COUNTERFEITING/FORGERY</b>		<b>7</b>
Counterfeiting/Forgery		7
<b>DESTRUCTION/DAMAGE/VANDALISM OF PROPERTY</b>		<b>7</b>
Destruction/Damage/Vandalism of Property		7
<b>EMBEZZLEMENT</b>		<b>1</b>
Embezzlement		1
<b>FRAUD OFFENSES</b>		<b>1</b>
False Pretenses/Swindle/Confidence Game		1
<b>STOLEN PROPERTY OFFENSES</b>		<b>1</b>
Stolen Property Offenses		1
<b>DRUG/NARCOTIC OFFENSES</b>		<b>7</b>
Drug/Narcotic Violations		7
<b>WEAPON LAW VIOLATIONS</b>		<b>1</b>
Weapon Law Violations		1

# Offenses (Group "A") by Agency

2005

COUNTY

AGENCY

OFFENSE CATEGORY

OFFENSE

# OF OFFENSES

<u>Lewisburg SP</u>	<u>TOTAL</u>	<u>234</u>
<b>SEX OFFENSES, FORCIBLE</b>		<b>5</b>
Forcible Fondling		1
Forcible Rape		1
Forcible Sodomy		2
Sexual Assault With An Object		1
<b>SEX OFFENSES, NONFORCIBLE</b>		<b>2</b>
Statutory Rape		2
<b>ASSAULT OFFENSES</b>		<b>38</b>
Aggravated Assault		6
Intimidation		7
Simple Assault		25
<b>BURGLARY/BREAKING &amp; ENTERING</b>		<b>17</b>
Burglary/Breaking & Entering		17
<b>LARCENY/THEFT OFFENSES</b>		<b>77</b>
All Other Larceny		50
Shoplifting		3
Theft From Building		7
Theft of Motor Vehicle Parts/Accessories		17
<b>MOTOR VEHICLE THEFT</b>		<b>5</b>
Motor Vehicle Theft		5
<b>COUNTERFEITING/FORGERY</b>		<b>21</b>
Counterfeiting/Forgery		21
<b>DESTRUCTION/DAMAGE/VANDALISM OF PROPERTY</b>		<b>39</b>
Destruction/Damage/Vandalism of Property		39
<b>EMBEZZLEMENT</b>		<b>2</b>
Embezzlement		2
<b>FRAUD OFFENSES</b>		<b>12</b>
Credit Card/Automatic Teller Fraud		3
False Pretenses/Swindle/Confidence Game		9
<b>STOLEN PROPERTY OFFENSES</b>		<b>2</b>
Stolen Property Offenses		2
<b>DRUG/NARCOTIC OFFENSES</b>		<b>14</b>
Drug/Narcotic Violations		14

# Offenses (Group "A") by Agency

2005

COUNTY

AGENCY

OFFENSE CATEGORY

OFFENSE

# OF OFFENSES

---

<u>Rainelle PD</u>	<u>TOTAL</u>	<u>1</u>
<b>DRUG/NARCOTIC OFFENSES</b>		<b>1</b>
Drug/Narcotic Violations		1



# Offenses (Group "A") by Agency

2005

COUNTY

AGENCY

OFFENSE CATEGORY

OFFENSE

# OF OFFENSES

<u>Rainelle SP</u>	<u>TOTAL</u>	<u>121</u>
<b>SEX OFFENSES, FORCIBLE</b>		<b>1</b>
Forcible Fondling		1
<b>SEX OFFENSES, NONFORCIBLE</b>		<b>1</b>
Statutory Rape		1
<b>ASSAULT OFFENSES</b>		<b>23</b>
Aggravated Assault		5
Simple Assault		18
<b>KIDNAPING/ABDUCTION</b>		<b>1</b>
Kidnaping/Abduction		1
<b>ROBBERY</b>		<b>1</b>
Robbery		1
<b>BURGLARY/BREAKING &amp; ENTERING</b>		<b>16</b>
Burglary/Breaking & Entering		16
<b>LARCENY/THEFT OFFENSES</b>		<b>39</b>
All Other Larceny		29
Shoplifting		2
Theft From Building		2
Theft From Motor Vehicle		2
Theft of Motor Vehicle Parts/Accessories		6
<b>MOTOR VEHICLE THEFT</b>		<b>3</b>
Motor Vehicle Theft		3
<b>COUNTERFEITING/FORGERY</b>		<b>1</b>
Counterfeiting/Forgery		1
<b>DESTRUCTION/DAMAGE/VANDALISM OF PROPERTY</b>		<b>26</b>
Destruction/Damage/Vandalism of Property		26
<b>FRAUD OFFENSES</b>		<b>3</b>
Credit Card/Automatic Teller Fraud		1
False Pretenses/Swindle/Confidence Game		3
<b>DRUG/NARCOTIC OFFENSES</b>		<b>1</b>
Drug Equipment Violations		1
Drug/Narcotic Violations		1
<b>WEAPON LAW VIOLATIONS</b>		<b>1</b>
Weapon Law Violations		1

# Offenses (Group "A") by Agency

2005

COUNTY

AGENCY

OFFENSE CATEGORY

OFFENSE

# OF OFFENSES

<u>Ronceverte PD</u>	<u>TOTAL</u>	<u>59</u>
<b>SEX OFFENSES, FORCIBLE</b>		<b>2</b>
Forcible Fondling		2
<b>ASSAULT OFFENSES</b>		<b>14</b>
Aggravated Assault		3
Simple Assault		12
<b>BURGLARY/BREAKING &amp; ENTERING</b>		<b>4</b>
Burglary/Breaking & Entering		4
<b>LARCENY/THEFT OFFENSES</b>		<b>14</b>
All Other Larceny		4
Theft From Building		7
Theft From Motor Vehicle		3
<b>ARSON</b>		<b>1</b>
Arson		1
<b>DESTRUCTION/DAMAGE/VANDALISM OF PROPERTY</b>		<b>13</b>
Destruction/Damage/Vandalism of Property		13
<b>STOLEN PROPERTY OFFENSES</b>		<b>1</b>
Stolen Property Offenses		1
<b>DRUG/NARCOTIC OFFENSES</b>		<b>6</b>
Drug/Narcotic Violations		6
<b>WEAPON LAW VIOLATIONS</b>		<b>3</b>
Weapon Law Violations		3
<u>tf Greenbrier Co Drug</u>	<u>TOTAL</u>	<u>34</u>
<b>DRUG/NARCOTIC OFFENSES</b>		<b>34</b>
Drug/Narcotic Violations		34

# Offenses (Group "A") by Agency

2005

COUNTY

AGENCY

OFFENSE CATEGORY

OFFENSE

# OF OFFENSES

<u>White Sulphur Springs PD</u>	<u>TOTAL</u>	<u>27</u>
<b>ASSAULT OFFENSES</b>		<b>16</b>
Aggravated Assault		3
Intimidation		1
Simple Assault		13
<b>BURGLARY/BREAKING &amp; ENTERING</b>		<b>1</b>
Burglary/Breaking & Entering		1
<b>LARCENY/THEFT OFFENSES</b>		<b>1</b>
Theft From Building		1
<b>DESTRUCTION/DAMAGE/VANDALISM OF PROPERTY</b>		<b>1</b>
Destruction/Damage/Vandalism of Property		1
<b>EMBEZZLEMENT</b>		<b>1</b>
Embezzlement		1
<b>DRUG/NARCOTIC OFFENSES</b>		<b>4</b>
Drug Equipment Violations		1
Drug/Narcotic Violations		3
<b>WEAPON LAW VIOLATIONS</b>		<b>2</b>
Weapon Law Violations		2
<b>Hampshire County TOTAL</b>		<b>901</b>

<u>Capon Bridge PD</u>	<u>TOTAL</u>	<u>21</u>
<b>ASSAULT OFFENSES</b>		<b>3</b>
Simple Assault		3
<b>BURGLARY/BREAKING &amp; ENTERING</b>		<b>2</b>
Burglary/Breaking & Entering		2
<b>LARCENY/THEFT OFFENSES</b>		<b>6</b>
All Other Larceny		6
<b>COUNTERFEITING/FORGERY</b>		<b>1</b>
Counterfeiting/Forgery		1
<b>DESTRUCTION/DAMAGE/VANDALISM OF PROPERTY</b>		<b>5</b>
Destruction/Damage/Vandalism of Property		5
<b>DRUG/NARCOTIC OFFENSES</b>		<b>4</b>
Drug/Narcotic Violations		4
<b>DNR - 2 - Hampshire</b>	<b>TOTAL</b>	<b>3</b>
<b>WEAPON LAW VIOLATIONS</b>		<b>3</b>
Weapon Law Violations		3

# Offenses (Group "A") by Agency

2005

COUNTY

AGENCY

OFFENSE CATEGORY

OFFENSE

# OF OFFENSES

---

<u>FIRE MARSHAL - Hampshire</u>	<u>TOTAL</u>	<u>3</u>
<b>ARSON</b>		<b>3</b>
Arson		3

# Offenses (Group "A") by Agency

2005

COUNTY

AGENCY

OFFENSE CATEGORY

OFFENSE

# OF OFFENSES

Hampshire Co SO	TOTAL	289
<b>SEX OFFENSES, FORCIBLE</b>		<b>5</b>
Forcible Fondling		2
Forcible Rape		1
Sexual Assault With An Object		2
<b>ASSAULT OFFENSES</b>		<b>72</b>
Aggravated Assault		20
Intimidation		12
Simple Assault		41
<b>KIDNAPING/ABDUCTION</b>		<b>1</b>
Kidnaping/Abduction		1
<b>BURGLARY/BREAKING &amp; ENTERING</b>		<b>26</b>
Burglary/Breaking & Entering		26
<b>LARCENY/THEFT OFFENSES</b>		<b>49</b>
All Other Larceny		26
Shoplifting		1
Theft From Building		20
Theft From Motor Vehicle		4
Theft of Motor Vehicle Parts/Accessories		1
<b>MOTOR VEHICLE THEFT</b>		<b>7</b>
Motor Vehicle Theft		7
<b>ARSON</b>		<b>1</b>
Arson		1
<b>COUNTERFEITING/FORGERY</b>		<b>9</b>
Counterfeiting/Forgery		9
<b>DESTRUCTION/DAMAGE/VANDALISM OF PROPERTY</b>		<b>31</b>
Destruction/Damage/Vandalism of Property		31
<b>EMBEZZLEMENT</b>		<b>1</b>
Embezzlement		1
<b>FRAUD OFFENSES</b>		<b>8</b>
Credit Card/Automatic Teller Fraud		1
False Pretenses/Swindle/Confidence Game		7
<b>STOLEN PROPERTY OFFENSES</b>		<b>4</b>
Stolen Property Offenses		4
<b>DRUG/NARCOTIC OFFENSES</b>		<b>69</b>
Drug/Narcotic Violations		69
<b>WEAPON LAW VIOLATIONS</b>		<b>2</b>

# Offenses (Group "A") by Agency

2005

COUNTY

AGENCY

OFFENSE CATEGORY

OFFENSE

# OF OFFENSES

		# OF OFFENSES
	Weapon Law Violations	2
<b>Romney PD</b>	<b>TOTAL</b>	<b>34</b>
	<b>SEX OFFENSES, FORCIBLE</b>	<b>1</b>
	Sexual Assault With An Object	1
	<b>ASSAULT OFFENSES</b>	<b>9</b>
	Aggravated Assault	1
	Simple Assault	8
	<b>BURGLARY/BREAKING &amp; ENTERING</b>	<b>3</b>
	Burglary/Breaking & Entering	3
	<b>LARCENY/THEFT OFFENSES</b>	<b>8</b>
	All Other Larceny	3
	Theft From Motor Vehicle	5
	<b>MOTOR VEHICLE THEFT</b>	<b>1</b>
	Motor Vehicle Theft	1
	<b>ARSON</b>	<b>1</b>
	Arson	1
	<b>COUNTERFEITING/FORGERY</b>	<b>2</b>
	Counterfeiting/Forgery	2
	<b>DESTRUCTION/DAMAGE/VANDALISM OF PROPERTY</b>	<b>5</b>
	Destruction/Damage/Vandalism of Property	5
	<b>EMBEZZLEMENT</b>	<b>1</b>
	Embezzlement	1
	<b>DRUG/NARCOTIC OFFENSES</b>	<b>3</b>
	Drug/Narcotic Violations	3

# Offenses (Group "A") by Agency

2005

COUNTY

AGENCY

OFFENSE CATEGORY

OFFENSE

# OF OFFENSES

<u>Romney SP</u>	<u>TOTAL</u>	<u>551</u>
<b>HOMICIDE OFFENSES</b>		<b>1</b>
Murder and Nonnegligent Manslaughter		1
<b>SEX OFFENSES, FORCIBLE</b>		<b>13</b>
Forcible Fondling		5
Forcible Rape		4
Sexual Assault With An Object		4
<b>SEX OFFENSES, NONFORCIBLE</b>		<b>2</b>
Incest		1
Statutory Rape		1
<b>ASSAULT OFFENSES</b>		<b>155</b>
Aggravated Assault		17
Intimidation		20
Simple Assault		119
<b>KIDNAPING/ABDUCTION</b>		<b>2</b>
Kidnaping/Abduction		2
<b>BURGLARY/BREAKING &amp; ENTERING</b>		<b>58</b>
Burglary/Breaking & Entering		58
<b>LARCENY/THEFT OFFENSES</b>		<b>104</b>
All Other Larceny		62
Shoplifting		6
Theft From Building		2
Theft From Motor Vehicle		6
Theft of Motor Vehicle Parts/Accessories		31
<b>MOTOR VEHICLE THEFT</b>		<b>23</b>
Motor Vehicle Theft		23
<b>ARSON</b>		<b>1</b>
Arson		1
<b>COUNTERFEITING/FORGERY</b>		<b>17</b>
Counterfeiting/Forgery		17
<b>DESTRUCTION/DAMAGE/VANDALISM OF PROPERTY</b>		<b>69</b>
Destruction/Damage/Vandalism of Property		69
<b>EMBEZZLEMENT</b>		<b>2</b>
Embezzlement		2
<b>FRAUD OFFENSES</b>		<b>16</b>
Credit Card/Automatic Teller Fraud		2
False Pretenses/Swindle/Confidence Game		13

# Offenses (Group "A") by Agency

2005

COUNTY

AGENCY

OFFENSE CATEGORY

OFFENSE

# OF OFFENSES

Impersonation	1
<b>STOLEN PROPERTY OFFENSES</b>	<b>3</b>
Stolen Property Offenses	3
<b>DRUG/NARCOTIC OFFENSES</b>	<b>65</b>
Drug Equipment Violations	1
Drug/Narcotic Violations	65
<b>GAMBLING OFFENSES</b>	<b>1</b>
Gambling Equipment Violations	1
<b>WEAPON LAW VIOLATIONS</b>	<b>14</b>
Weapon Law Violations	14
<b>Hancock County TOTAL</b>	<b>889</b>

<u>Chester PD</u>	<u>TOTAL</u>	<u>73</u>
<b>ASSAULT OFFENSES</b>		<b>16</b>
Intimidation		1
Simple Assault		15
<b>BURGLARY/BREAKING &amp; ENTERING</b>		<b>7</b>
Burglary/Breaking & Entering		7
<b>LARCENY/THEFT OFFENSES</b>		<b>28</b>
All Other Larceny		22
Shoplifting		3
Theft From Building		2
Theft From Motor Vehicle		1
<b>MOTOR VEHICLE THEFT</b>		<b>2</b>
Motor Vehicle Theft		2
<b>ARSON</b>		<b>1</b>
Arson		1
<b>COUNTERFEITING/FORGERY</b>		<b>1</b>
Counterfeiting/Forgery		1
<b>DESTRUCTION/DAMAGE/VANDALISM OF PROPERTY</b>		<b>15</b>
Destruction/Damage/Vandalism of Property		15
<b>STOLEN PROPERTY OFFENSES</b>		<b>2</b>
Stolen Property Offenses		2
<b>DRUG/NARCOTIC OFFENSES</b>		<b>1</b>
Drug/Narcotic Violations		1



# Offenses (Group "A") by Agency

2005

COUNTY

AGENCY

OFFENSE CATEGORY

OFFENSE

# OF OFFENSES

<u>FIRE MARSHAL - Hancock</u>	<u>TOTAL</u>	<u>4</u>
<b>ARSON</b>		<b>4</b>
Arson		4
<u>Hancock Co SO</u>	<u>TOTAL</u>	<u>132</u>
<b>ASSAULT OFFENSES</b>		<b>37</b>
Aggravated Assault		3
Intimidation		4
Simple Assault		30
<b>ROBBERY</b>		<b>3</b>
Robbery		3
<b>BURGLARY/BREAKING &amp; ENTERING</b>		<b>27</b>
Burglary/Breaking & Entering		27
<b>LARCENY/THEFT OFFENSES</b>		<b>28</b>
All Other Larceny		14
Theft From Building		2
Theft From Motor Vehicle		11
Theft of Motor Vehicle Parts/Accessories		1
<b>MOTOR VEHICLE THEFT</b>		<b>5</b>
Motor Vehicle Theft		5
<b>COUNTERFEITING/FORGERY</b>		<b>1</b>
Counterfeiting/Forgery		1
<b>DESTRUCTION/DAMAGE/VANDALISM OF PROPERTY</b>		<b>17</b>
Destruction/Damage/Vandalism of Property		17
<b>FRAUD OFFENSES</b>		<b>8</b>
Credit Card/Automatic Teller Fraud		5
False Pretenses/Swindle/Confidence Game		3
<b>DRUG/NARCOTIC OFFENSES</b>		<b>5</b>
Drug/Narcotic Violations		5
<b>WEAPON LAW VIOLATIONS</b>		<b>1</b>
Weapon Law Violations		1

# Offenses (Group "A") by Agency

2005

COUNTY

AGENCY

OFFENSE CATEGORY

OFFENSE

# OF OFFENSES

<u>New Cumberland PD</u>	<u>TOTAL</u>	<u>11</u>
<b>ASSAULT OFFENSES</b>		<b>6</b>
Intimidation		1
Simple Assault		5
<b>BURGLARY/BREAKING &amp; ENTERING</b>		<b>1</b>
Burglary/Breaking & Entering		1
<b>LARCENY/THEFT OFFENSES</b>		<b>2</b>
All Other Larceny		1
Pocket-picking		1
<b>DESTRUCTION/DAMAGE/VANDALISM OF PROPERTY</b>		<b>2</b>
Destruction/Damage/Vandalism of Property		2
<u>New Cumberland SP</u>	<u>TOTAL</u>	<u>49</u>
<b>ASSAULT OFFENSES</b>		<b>8</b>
Aggravated Assault		2
Intimidation		2
Simple Assault		4
<b>BURGLARY/BREAKING &amp; ENTERING</b>		<b>4</b>
Burglary/Breaking & Entering		4
<b>LARCENY/THEFT OFFENSES</b>		<b>18</b>
All Other Larceny		4
Theft From Building		1
Theft From Motor Vehicle		10
Theft of Motor Vehicle Parts/Accessories		3
<b>MOTOR VEHICLE THEFT</b>		<b>1</b>
Motor Vehicle Theft		1
<b>BRIBERY</b>		<b>1</b>
Bribery		1
<b>DESTRUCTION/DAMAGE/VANDALISM OF PROPERTY</b>		<b>10</b>
Destruction/Damage/Vandalism of Property		10
<b>FRAUD OFFENSES</b>		<b>5</b>
False Pretenses/Swindle/Confidence Game		5
<b>DRUG/NARCOTIC OFFENSES</b>		<b>2</b>
Drug/Narcotic Violations		2

# Offenses (Group "A") by Agency

2005

COUNTY

AGENCY

OFFENSE CATEGORY

OFFENSE

# OF OFFENSES

COUNTY	AGENCY	OFFENSE CATEGORY	OFFENSE	# OF OFFENSES
tf	Hancock-Brooke Drug	<b>TOTAL</b>		<b>14</b>
		<b>DRUG/NARCOTIC OFFENSES</b>		<b>13</b>
			Drug Equipment Violations	2
			Drug/Narcotic Violations	12
Weirton PD		<b>TOTAL</b>		<b>606</b>
		<b>ASSAULT OFFENSES</b>		<b>158</b>
			Intimidation	27
			Simple Assault	131
		<b>ROBBERY</b>		<b>3</b>
			Robbery	3
		<b>BURGLARY/BREAKING &amp; ENTERING</b>		<b>5</b>
			Burglary/Breaking & Entering	5
		<b>LARCENY/THEFT OFFENSES</b>		<b>247</b>
			All Other Larceny	123
			Purse-snatching	1
			Shoplifting	33
			Theft From Building	10
			Theft From Coin Operated Machine or Device	1
			Theft From Motor Vehicle	76
			Theft of Motor Vehicle Parts/Accessories	3
		<b>MOTOR VEHICLE THEFT</b>		<b>5</b>
			Motor Vehicle Theft	5
		<b>DESTRUCTION/DAMAGE/VANDALISM OF PROPERTY</b>		<b>167</b>
			Destruction/Damage/Vandalism of Property	167
		<b>FRAUD OFFENSES</b>		<b>21</b>
			Credit Card/Automatic Teller Fraud	2
			False Pretenses/Swindle/Confidence Game	19
<b>Hardy</b>	<b>County</b>	<b>TOTAL</b>		<b>390</b>
DNR - 2 - Hardy		<b>TOTAL</b>		<b>6</b>
		<b>DRUG/NARCOTIC OFFENSES</b>		<b>5</b>
			Drug/Narcotic Violations	5
		<b>WEAPON LAW VIOLATIONS</b>		<b>1</b>
			Weapon Law Violations	1

# Offenses (Group "A") by Agency

2005

COUNTY

AGENCY

OFFENSE CATEGORY

OFFENSE

# OF OFFENSES

Hardy Co SO	TOTAL	56
<b>SEX OFFENSES, FORCIBLE</b>		<b>1</b>
Forcible Fondling		1
<b>ASSAULT OFFENSES</b>		<b>22</b>
Aggravated Assault		8
Intimidation		2
Simple Assault		13
<b>KIDNAPING/ABDUCTION</b>		<b>1</b>
Kidnaping/Abduction		1
<b>BURGLARY/BREAKING &amp; ENTERING</b>		<b>9</b>
Burglary/Breaking & Entering		9
<b>LARCENY/THEFT OFFENSES</b>		<b>8</b>
All Other Larceny		4
Theft From Building		3
Theft From Motor Vehicle		1
<b>MOTOR VEHICLE THEFT</b>		<b>1</b>
Motor Vehicle Theft		1
<b>COUNTERFEITING/FORGERY</b>		<b>1</b>
Counterfeiting/Forgery		1
<b>DESTRUCTION/DAMAGE/VANDALISM OF PROPERTY</b>		<b>10</b>
Destruction/Damage/Vandalism of Property		10
<b>FRAUD OFFENSES</b>		<b>1</b>
False Pretenses/Swindle/Confidence Game		1
<b>WEAPON LAW VIOLATIONS</b>		<b>1</b>
Weapon Law Violations		1

# Offenses (Group "A") by Agency

2005

COUNTY

AGENCY

OFFENSE CATEGORY

OFFENSE

# OF OFFENSES

Moorefield PD	TOTAL	112
<b>SEX OFFENSES, FORCIBLE</b>		<b>2</b>
Forcible Rape		2
<b>ASSAULT OFFENSES</b>		<b>34</b>
Aggravated Assault		6
Intimidation		1
Simple Assault		27
<b>ROBBERY</b>		<b>1</b>
Robbery		1
<b>BURGLARY/BREAKING &amp; ENTERING</b>		<b>7</b>
Burglary/Breaking & Entering		7
<b>LARCENY/THEFT OFFENSES</b>		<b>33</b>
All Other Larceny		9
Pocket-picking		1
Shoplifting		9
Theft From Building		6
Theft From Motor Vehicle		7
Theft of Motor Vehicle Parts/Accessories		1
<b>MOTOR VEHICLE THEFT</b>		<b>2</b>
Motor Vehicle Theft		2
<b>COUNTERFEITING/FORGERY</b>		<b>4</b>
Counterfeiting/Forgery		4
<b>DESTRUCTION/DAMAGE/VANDALISM OF PROPERTY</b>		<b>14</b>
Destruction/Damage/Vandalism of Property		14
<b>FRAUD OFFENSES</b>		<b>3</b>
Credit Card/Automatic Teller Fraud		1
False Pretenses/Swindle/Confidence Game		1
Impersonation		2
<b>STOLEN PROPERTY OFFENSES</b>		<b>1</b>
Stolen Property Offenses		1
<b>DRUG/NARCOTIC OFFENSES</b>		<b>5</b>
Drug/Narcotic Violations		5
<b>WEAPON LAW VIOLATIONS</b>		<b>5</b>
Weapon Law Violations		5

# Offenses (Group "A") by Agency

2005

COUNTY

AGENCY

OFFENSE CATEGORY

OFFENSE

# OF OFFENSES

Moorefield SP	TOTAL	216
<b>SEX OFFENSES, FORCIBLE</b>		<b>8</b>
Forcible Fondling		3
Forcible Rape		5
<b>ASSAULT OFFENSES</b>		<b>65</b>
Aggravated Assault		13
Intimidation		19
Simple Assault		34
<b>KIDNAPING/ABDUCTION</b>		<b>1</b>
Kidnaping/Abduction		1
<b>BURGLARY/BREAKING &amp; ENTERING</b>		<b>23</b>
Burglary/Breaking & Entering		23
<b>LARCENY/THEFT OFFENSES</b>		<b>40</b>
All Other Larceny		21
Theft From Building		1
Theft From Motor Vehicle		3
Theft of Motor Vehicle Parts/Accessories		16
<b>MOTOR VEHICLE THEFT</b>		<b>8</b>
Motor Vehicle Theft		8
<b>ARSON</b>		<b>1</b>
Arson		1
<b>COUNTERFEITING/FORGERY</b>		<b>10</b>
Counterfeiting/Forgery		10
<b>DESTRUCTION/DAMAGE/VANDALISM OF PROPERTY</b>		<b>30</b>
Destruction/Damage/Vandalism of Property		30
<b>FRAUD OFFENSES</b>		<b>10</b>
Credit Card/Automatic Teller Fraud		1
False Pretenses/Swindle/Confidence Game		4
Impersonation		5
<b>STOLEN PROPERTY OFFENSES</b>		<b>1</b>
Stolen Property Offenses		1
<b>DRUG/NARCOTIC OFFENSES</b>		<b>10</b>
Drug/Narcotic Violations		10
<b>WEAPON LAW VIOLATIONS</b>		<b>7</b>
Weapon Law Violations		7

Harrison County TOTAL 4303

# Offenses (Group "A") by Agency

2005

COUNTY

AGENCY

OFFENSE CATEGORY

OFFENSE

# OF OFFENSES

<u>Bridgeport PD</u>	<u>TOTAL</u>	<u>511</u>
<b>SEX OFFENSES, FORCIBLE</b>		<b>5</b>
Forcible Fondling		5
<b>ASSAULT OFFENSES</b>		<b>68</b>
Aggravated Assault		1
Intimidation		10
Simple Assault		57
<b>KIDNAPING/ABDUCTION</b>		<b>2</b>
Kidnaping/Abduction		2
<b>BURGLARY/BREAKING &amp; ENTERING</b>		<b>25</b>
Burglary/Breaking & Entering		25
<b>LARCENY/THEFT OFFENSES</b>		<b>248</b>
All Other Larceny		74
Purse-snatching		7
Shoplifting		141
Theft From Building		11
Theft From Coin Operated Machine or Device		2
Theft From Motor Vehicle		14
<b>MOTOR VEHICLE THEFT</b>		<b>6</b>
Motor Vehicle Theft		6
<b>COUNTERFEITING/FORGERY</b>		<b>23</b>
Counterfeiting/Forgery		23
<b>DESTRUCTION/DAMAGE/VANDALISM OF PROPERTY</b>		<b>57</b>
Destruction/Damage/Vandalism of Property		57
<b>EMBEZZLEMENT</b>		<b>5</b>
Embezzlement		5
<b>FRAUD OFFENSES</b>		<b>44</b>
Credit Card/Automatic Teller Fraud		6
False Pretenses/Swindle/Confidence Game		36
Impersonation		2
<b>DRUG/NARCOTIC OFFENSES</b>		<b>23</b>
Drug/Narcotic Violations		23
<b>WEAPON LAW VIOLATIONS</b>		<b>4</b>
Weapon Law Violations		4

# Offenses (Group "A") by Agency

2005

COUNTY

AGENCY

OFFENSE CATEGORY

OFFENSE

# OF OFFENSES

<u>Bridgeport SP</u>	<u>TOTAL</u>	<u>430</u>
<b>SEX OFFENSES, FORCIBLE</b>		<b>11</b>
Forcible Fondling		3
Forcible Rape		1
Forcible Sodomy		1
Sexual Assault With An Object		6
<b>ASSAULT OFFENSES</b>		<b>90</b>
Aggravated Assault		12
Intimidation		8
Simple Assault		70
<b>BURGLARY/BREAKING &amp; ENTERING</b>		<b>43</b>
Burglary/Breaking & Entering		43
<b>LARCENY/THEFT OFFENSES</b>		<b>149</b>
All Other Larceny		69
Shoplifting		1
Theft From Building		1
Theft From Motor Vehicle		15
Theft of Motor Vehicle Parts/Accessories		63
<b>MOTOR VEHICLE THEFT</b>		<b>25</b>
Motor Vehicle Theft		25
<b>ARSON</b>		<b>1</b>
Arson		1
<b>COUNTERFEITING/FORGERY</b>		<b>9</b>
Counterfeiting/Forgery		9
<b>DESTRUCTION/DAMAGE/VANDALISM OF PROPERTY</b>		<b>74</b>
Destruction/Damage/Vandalism of Property		74
<b>EMBEZZLEMENT</b>		<b>5</b>
Embezzlement		5
<b>FRAUD OFFENSES</b>		<b>10</b>
Credit Card/Automatic Teller Fraud		1
False Pretenses/Swindle/Confidence Game		9
<b>DRUG/NARCOTIC OFFENSES</b>		<b>12</b>
Drug/Narcotic Violations		12
<b>WEAPON LAW VIOLATIONS</b>		<b>1</b>
Weapon Law Violations		1



# Offenses (Group "A") by Agency

2005

COUNTY

AGENCY

OFFENSE CATEGORY

OFFENSE

# OF OFFENSES

Clarksburg PD	TOTAL	2,025
<b>HOMICIDE OFFENSES</b>		<b>3</b>
Murder and Nonnegligent Manslaughter		3
<b>SEX OFFENSES, FORCIBLE</b>		<b>27</b>
Forcible Fondling		12
Forcible Rape		10
Forcible Sodomy		1
Sexual Assault With An Object		4
<b>ASSAULT OFFENSES</b>		<b>436</b>
Aggravated Assault		54
Intimidation		56
Simple Assault		331
<b>KIDNAPING/ABDUCTION</b>		<b>11</b>
Kidnaping/Abduction		11
<b>ROBBERY</b>		<b>12</b>
Robbery		12
<b>BURGLARY/BREAKING &amp; ENTERING</b>		<b>164</b>
Burglary/Breaking & Entering		164
<b>LARCENY/THEFT OFFENSES</b>		<b>593</b>
All Other Larceny		458
Shoplifting		99
Theft From Motor Vehicle		36
Theft of Motor Vehicle Parts/Accessories		3
<b>MOTOR VEHICLE THEFT</b>		<b>49</b>
Motor Vehicle Theft		49
<b>ARSON</b>		<b>10</b>
Arson		10
<b>COUNTERFEITING/FORGERY</b>		<b>84</b>
Counterfeiting/Forgery		84
<b>DESTRUCTION/DAMAGE/VANDALISM OF PROPERTY</b>		<b>452</b>
Destruction/Damage/Vandalism of Property		452
<b>EMBEZZLEMENT</b>		<b>6</b>
Embezzlement		6
<b>FRAUD OFFENSES</b>		<b>108</b>
Credit Card/Automatic Teller Fraud		16
False Pretenses/Swindle/Confidence Game		93
<b>STOLEN PROPERTY OFFENSES</b>		<b>5</b>

# Offenses (Group "A") by Agency

2005

COUNTY

AGENCY

OFFENSE CATEGORY

OFFENSE

# OF OFFENSES

AGENCY	OFFENSE CATEGORY	OFFENSE	# OF OFFENSES
		Stolen Property Offenses	5
	<b>DRUG/NARCOTIC OFFENSES</b>		<b>52</b>
		Drug/Narcotic Violations	52
	<b>WEAPON LAW VIOLATIONS</b>		<b>4</b>
		Weapon Law Violations	4
<b>FIRE MARSHAL - Harrison</b>		<b>TOTAL</b>	<b>2</b>
	<b>ARSON</b>		<b>2</b>
		Arson	2

# Offenses (Group "A") by Agency

2005

COUNTY

AGENCY

OFFENSE CATEGORY

OFFENSE

# OF OFFENSES

Harrison Co SO	TOTAL	992
<b>HOMICIDE OFFENSES</b>		<b>3</b>
Murder and Nonnegligent Manslaughter		3
<b>SEX OFFENSES, FORCIBLE</b>		<b>14</b>
Forcible Fondling		3
Forcible Sodomy		3
Sexual Assault With An Object		8
<b>ASSAULT OFFENSES</b>		<b>207</b>
Aggravated Assault		37
Intimidation		9
Simple Assault		164
<b>KIDNAPING/ABDUCTION</b>		<b>2</b>
Kidnaping/Abduction		2
<b>ROBBERY</b>		<b>2</b>
Robbery		2
<b>BURGLARY/BREAKING &amp; ENTERING</b>		<b>109</b>
Burglary/Breaking & Entering		109
<b>LARCENY/THEFT OFFENSES</b>		<b>242</b>
All Other Larceny		226
Shoplifting		5
Theft From Motor Vehicle		20
<b>MOTOR VEHICLE THEFT</b>		<b>37</b>
Motor Vehicle Theft		37
<b>ARSON</b>		<b>5</b>
Arson		5
<b>COUNTERFEITING/FORGERY</b>		<b>20</b>
Counterfeiting/Forgery		20
<b>DESTRUCTION/DAMAGE/VANDALISM OF PROPERTY</b>		<b>190</b>
Destruction/Damage/Vandalism of Property		190
<b>EMBEZZLEMENT</b>		<b>1</b>
Embezzlement		1
<b>FRAUD OFFENSES</b>		<b>86</b>
Credit Card/Automatic Teller Fraud		4
False Pretenses/Swindle/Confidence Game		82
<b>STOLEN PROPERTY OFFENSES</b>		<b>1</b>
Stolen Property Offenses		1
<b>DRUG/NARCOTIC OFFENSES</b>		<b>50</b>

# Offenses (Group "A") by Agency

2005

COUNTY

AGENCY

OFFENSE CATEGORY

OFFENSE

# OF OFFENSES

	Drug Equipment Violations	1
	Drug/Narcotic Violations	49
	<b>WEAPON LAW VIOLATIONS</b>	<b>11</b>
	Weapon Law Violations	11
<b>Nutter Fort PD</b>	<b>TOTAL</b>	<b>52</b>
	<b>ASSAULT OFFENSES</b>	<b>22</b>
	Aggravated Assault	4
	Intimidation	6
	Simple Assault	12
	<b>BURGLARY/BREAKING &amp; ENTERING</b>	<b>6</b>
	Burglary/Breaking & Entering	6
	<b>LARCENY/THEFT OFFENSES</b>	<b>11</b>
	All Other Larceny	1
	Shoplifting	2
	Theft From Building	2
	Theft From Motor Vehicle	6
	<b>MOTOR VEHICLE THEFT</b>	<b>2</b>
	Motor Vehicle Theft	2
	<b>DESTRUCTION/DAMAGE/VANDALISM OF PROPERTY</b>	<b>3</b>
	Destruction/Damage/Vandalism of Property	3
	<b>EMBEZZLEMENT</b>	<b>1</b>
	Embezzlement	1
	<b>FRAUD OFFENSES</b>	<b>3</b>
	False Pretenses/Swindle/Confidence Game	3
	<b>DRUG/NARCOTIC OFFENSES</b>	<b>3</b>
	Drug/Narcotic Violations	3
	<b>WEAPON LAW VIOLATIONS</b>	<b>1</b>
	Weapon Law Violations	1

# Offenses (Group "A") by Agency

2005

COUNTY

AGENCY

OFFENSE CATEGORY

OFFENSE

# OF OFFENSES

Shinnston PD	TOTAL	112
<b>SEX OFFENSES, FORCIBLE</b>		<b>2</b>
Forcible Rape		1
Sexual Assault With An Object		1
<b>ASSAULT OFFENSES</b>		<b>26</b>
Aggravated Assault		5
Intimidation		5
Simple Assault		16
<b>BURGLARY/BREAKING &amp; ENTERING</b>		<b>5</b>
Burglary/Breaking & Entering		5
<b>LARCENY/THEFT OFFENSES</b>		<b>17</b>
All Other Larceny		7
Shoplifting		3
Theft From Building		2
Theft From Motor Vehicle		4
Theft of Motor Vehicle Parts/Accessories		1
<b>COUNTERFEITING/FORGERY</b>		<b>2</b>
Counterfeiting/Forgery		2
<b>DESTRUCTION/DAMAGE/VANDALISM OF PROPERTY</b>		<b>21</b>
Destruction/Damage/Vandalism of Property		21
<b>FRAUD OFFENSES</b>		<b>5</b>
False Pretenses/Swindle/Confidence Game		5
<b>DRUG/NARCOTIC OFFENSES</b>		<b>32</b>
Drug/Narcotic Violations		32
<b>PROSTITUTION OFFENSES</b>		<b>1</b>
Assisting or Promoting Prostitution		1
<b>WEAPON LAW VIOLATIONS</b>		<b>1</b>
Weapon Law Violations		1

# Offenses (Group "A") by Agency

2005

COUNTY

AGENCY

OFFENSE CATEGORY

OFFENSE

# OF OFFENSES

COUNTY	AGENCY	OFFENSE CATEGORY	OFFENSE	# OF OFFENSES
	<b>Stonewood PD</b>	<b>TOTAL</b>		<b>17</b>
		<b>ASSAULT OFFENSES</b>		<b>9</b>
		Aggravated Assault		3
		Intimidation		1
		Simple Assault		5
		<b>BURGLARY/BREAKING &amp; ENTERING</b>		<b>2</b>
		Burglary/Breaking & Entering		2
		<b>LARCENY/THEFT OFFENSES</b>		<b>5</b>
		All Other Larceny		4
		Theft From Building		1
		<b>MOTOR VEHICLE THEFT</b>		<b>1</b>
		Motor Vehicle Theft		1
	<b>tf Harrison Co Drug &amp; Vio Crime</b>	<b>TOTAL</b>		<b>162</b>
		<b>FRAUD OFFENSES</b>		<b>6</b>
		False Pretenses/Swindle/Confidence Game		6
		<b>DRUG/NARCOTIC OFFENSES</b>		<b>153</b>
		Drug/Narcotic Violations		153
		<b>PROSTITUTION OFFENSES</b>		<b>2</b>
		Prostitution		2
		<b>WEAPON LAW VIOLATIONS</b>		<b>1</b>
		Weapon Law Violations		1
<b>Jackson</b>	<b>County</b>	<b>TOTAL</b>		<b>690</b>
	<b>FIRE MARSHAL - Jackson</b>	<b>TOTAL</b>		<b>3</b>
		<b>ARSON</b>		<b>3</b>
		Arson		3

# Offenses (Group "A") by Agency

2005

COUNTY

AGENCY

OFFENSE CATEGORY

OFFENSE

# OF OFFENSES

Jackson Co SO	TOTAL	202
<b>SEX OFFENSES, FORCIBLE</b>		<b>3</b>
Forcible Fondling		2
Forcible Rape		1
<b>SEX OFFENSES, NONFORCIBLE</b>		<b>1</b>
Statutory Rape		1
<b>ASSAULT OFFENSES</b>		<b>103</b>
Aggravated Assault		14
Intimidation		5
Simple Assault		84
<b>BURGLARY/BREAKING &amp; ENTERING</b>		<b>21</b>
Burglary/Breaking & Entering		21
<b>LARCENY/THEFT OFFENSES</b>		<b>20</b>
All Other Larceny		7
Purse-snatching		1
Theft From Building		10
Theft From Motor Vehicle		1
Theft of Motor Vehicle Parts/Accessories		1
<b>MOTOR VEHICLE THEFT</b>		<b>20</b>
Motor Vehicle Theft		20
<b>COUNTERFEITING/FORGERY</b>		<b>2</b>
Counterfeiting/Forgery		2
<b>DESTRUCTION/DAMAGE/VANDALISM OF PROPERTY</b>		<b>25</b>
Destruction/Damage/Vandalism of Property		25
<b>EMBEZZLEMENT</b>		<b>1</b>
Embezzlement		1
<b>FRAUD OFFENSES</b>		<b>4</b>
False Pretenses/Swindle/Confidence Game		3
Impersonation		1
<b>DRUG/NARCOTIC OFFENSES</b>		<b>2</b>
Drug/Narcotic Violations		2

# Offenses (Group "A") by Agency

2005

COUNTY

AGENCY

OFFENSE CATEGORY

OFFENSE

# OF OFFENSES

<u>Ravenswood PD</u>	<u>TOTAL</u>	<u>68</u>
<b>HOMICIDE OFFENSES</b>		<b>1</b>
Murder and Nonnegligent Manslaughter		1
<b>SEX OFFENSES, NONFORCIBLE</b>		<b>1</b>
Statutory Rape		1
<b>ASSAULT OFFENSES</b>		<b>32</b>
Aggravated Assault		8
Intimidation		4
Simple Assault		20
<b>BURGLARY/BREAKING &amp; ENTERING</b>		<b>5</b>
Burglary/Breaking & Entering		5
<b>LARCENY/THEFT OFFENSES</b>		<b>18</b>
All Other Larceny		9
Shoplifting		2
Theft From Building		2
Theft From Motor Vehicle		5
<b>MOTOR VEHICLE THEFT</b>		<b>3</b>
Motor Vehicle Theft		3
<b>DESTRUCTION/DAMAGE/VANDALISM OF PROPERTY</b>		<b>6</b>
Destruction/Damage/Vandalism of Property		6
<b>EMBEZZLEMENT</b>		<b>1</b>
Embezzlement		1
<b>FRAUD OFFENSES</b>		<b>1</b>
False Pretenses/Swindle/Confidence Game		1



# Offenses (Group "A") by Agency

2005

COUNTY

AGENCY

OFFENSE CATEGORY

OFFENSE

# OF OFFENSES

Ripley PD	TOTAL	213
<b>SEX OFFENSES, FORCIBLE</b>		<b>1</b>
Forcible Fondling		1
<b>SEX OFFENSES, NONFORCIBLE</b>		<b>4</b>
Statutory Rape		4
<b>ASSAULT OFFENSES</b>		<b>56</b>
Aggravated Assault		7
Intimidation		12
Simple Assault		37
<b>ROBBERY</b>		<b>2</b>
Robbery		2
<b>BURGLARY/BREAKING &amp; ENTERING</b>		<b>12</b>
Burglary/Breaking & Entering		12
<b>LARCENY/THEFT OFFENSES</b>		<b>77</b>
All Other Larceny		18
Purse-snatching		6
Shoplifting		10
Theft From Building		13
Theft From Coin Operated Machine or Device		4
Theft From Motor Vehicle		22
Theft of Motor Vehicle Parts/Accessories		4
<b>MOTOR VEHICLE THEFT</b>		<b>2</b>
Motor Vehicle Theft		2
<b>COUNTERFEITING/FORGERY</b>		<b>13</b>
Counterfeiting/Forgery		13
<b>DESTRUCTION/DAMAGE/VANDALISM OF PROPERTY</b>		<b>30</b>
Destruction/Damage/Vandalism of Property		30
<b>FRAUD OFFENSES</b>		<b>2</b>
False Pretenses/Swindle/Confidence Game		2
<b>DRUG/NARCOTIC OFFENSES</b>		<b>11</b>
Drug Equipment Violations		2
Drug/Narcotic Violations		9
<b>WEAPON LAW VIOLATIONS</b>		<b>3</b>
Weapon Law Violations		3

# Offenses (Group "A") by Agency

2005

COUNTY

AGENCY

OFFENSE CATEGORY

OFFENSE

# OF OFFENSES

<u>Ripley SP</u>	<u>TOTAL</u>	<u>204</u>
<b>SEX OFFENSES, FORCIBLE</b>		<b>5</b>
Forcible Fondling		1
Forcible Rape		2
Sexual Assault With An Object		2
<b>ASSAULT OFFENSES</b>		<b>47</b>
Aggravated Assault		4
Intimidation		9
Simple Assault		34
<b>BURGLARY/BREAKING &amp; ENTERING</b>		<b>12</b>
Burglary/Breaking & Entering		12
<b>LARCENY/THEFT OFFENSES</b>		<b>41</b>
All Other Larceny		16
Shoplifting		1
Theft From Building		1
Theft From Motor Vehicle		8
Theft of Motor Vehicle Parts/Accessories		16
<b>MOTOR VEHICLE THEFT</b>		<b>14</b>
Motor Vehicle Theft		14
<b>ARSON</b>		<b>1</b>
Arson		1
<b>COUNTERFEITING/FORGERY</b>		<b>5</b>
Counterfeiting/Forgery		5
<b>DESTRUCTION/DAMAGE/VANDALISM OF PROPERTY</b>		<b>39</b>
Destruction/Damage/Vandalism of Property		39
<b>EMBEZZLEMENT</b>		<b>1</b>
Embezzlement		1
<b>FRAUD OFFENSES</b>		<b>8</b>
Credit Card/Automatic Teller Fraud		1
False Pretenses/Swindle/Confidence Game		5
Impersonation		2
<b>STOLEN PROPERTY OFFENSES</b>		<b>3</b>
Stolen Property Offenses		3
<b>DRUG/NARCOTIC OFFENSES</b>		<b>22</b>
Drug Equipment Violations		2
Drug/Narcotic Violations		22

# Offenses (Group "A") by Agency

2005

COUNTY

AGENCY

OFFENSE CATEGORY

OFFENSE

# OF OFFENSES

**WEAPON LAW VIOLATIONS**

**3**

Weapon Law Violations

3

**Jefferson**

**County TOTAL**

**1824**

# Offenses (Group "A") by Agency

2005

COUNTY

AGENCY

OFFENSE CATEGORY

OFFENSE

# OF OFFENSES

Charles Town PD	TOTAL	240
<b>SEX OFFENSES, FORCIBLE</b>		<b>3</b>
Forcible Rape		2
Sexual Assault With An Object		1
<b>ASSAULT OFFENSES</b>		<b>38</b>
Aggravated Assault		8
Intimidation		7
Simple Assault		24
<b>KIDNAPING/ABDUCTION</b>		<b>2</b>
Kidnaping/Abduction		2
<b>ROBBERY</b>		<b>1</b>
Robbery		1
<b>BURGLARY/BREAKING &amp; ENTERING</b>		<b>7</b>
Burglary/Breaking & Entering		7
<b>LARCENY/THEFT OFFENSES</b>		<b>59</b>
All Other Larceny		37
Purse-snatching		1
Shoplifting		4
Theft From Building		4
Theft From Coin Operated Machine or Device		3
Theft From Motor Vehicle		7
Theft of Motor Vehicle Parts/Accessories		4
<b>MOTOR VEHICLE THEFT</b>		<b>2</b>
Motor Vehicle Theft		2
<b>ARSON</b>		<b>1</b>
Arson		1
<b>COUNTERFEITING/FORGERY</b>		<b>10</b>
Counterfeiting/Forgery		10
<b>DESTRUCTION/DAMAGE/VANDALISM OF PROPERTY</b>		<b>52</b>
Destruction/Damage/Vandalism of Property		52
<b>FRAUD OFFENSES</b>		<b>3</b>
Credit Card/Automatic Teller Fraud		1
False Pretenses/Swindle/Confidence Game		1
Wire Fraud		1
<b>DRUG/NARCOTIC OFFENSES</b>		<b>56</b>
Drug/Narcotic Violations		56

# Offenses (Group "A") by Agency

2005

COUNTY

AGENCY

OFFENSE CATEGORY

OFFENSE

# OF OFFENSES

COUNTY	AGENCY	OFFENSE CATEGORY	OFFENSE	# OF OFFENSES
		<b>WEAPON LAW VIOLATIONS</b>		<b>4</b>
			Weapon Law Violations	4
	<b>DNR - 2 - Jefferson</b>	<b>TOTAL</b>		<b>3</b>
		<b>DRUG/NARCOTIC OFFENSES</b>		<b>1</b>
			Drug/Narcotic Violations	1
		<b>WEAPON LAW VIOLATIONS</b>		<b>2</b>
			Weapon Law Violations	2
	<b>FIRE MARSHAL - Jefferson</b>	<b>TOTAL</b>		<b>1</b>
		<b>ARSON</b>		<b>1</b>
			Arson	1
	<b>Harpers Ferry PD</b>	<b>TOTAL</b>		<b>46</b>
		<b>ASSAULT OFFENSES</b>		<b>12</b>
			Intimidation	2
			Simple Assault	10
		<b>BURGLARY/BREAKING &amp; ENTERING</b>		<b>1</b>
			Burglary/Breaking & Entering	1
		<b>LARCENY/THEFT OFFENSES</b>		<b>4</b>
			All Other Larceny	4
		<b>COUNTERFEITING/FORGERY</b>		<b>1</b>
			Counterfeiting/Forgery	1
		<b>DESTRUCTION/DAMAGE/VANDALISM OF PROPERTY</b>		<b>3</b>
			Destruction/Damage/Vandalism of Property	3
		<b>FRAUD OFFENSES</b>		<b>1</b>
			False Pretenses/Swindle/Confidence Game	1
		<b>STOLEN PROPERTY OFFENSES</b>		<b>3</b>
			Stolen Property Offenses	3
		<b>DRUG/NARCOTIC OFFENSES</b>		<b>20</b>
			Drug/Narcotic Violations	20
		<b>WEAPON LAW VIOLATIONS</b>		<b>1</b>
			Weapon Law Violations	1

# Offenses (Group "A") by Agency

2005

COUNTY

AGENCY

OFFENSE CATEGORY

OFFENSE

# OF OFFENSES

<u>Jefferson Co SO</u>	<u>TOTAL</u>	<u>633</u>
<b>SEX OFFENSES, FORCIBLE</b>		<b>6</b>
Forcible Fondling		3
Forcible Rape		2
Sexual Assault With An Object		1
<b>SEX OFFENSES, NONFORCIBLE</b>		<b>2</b>
Statutory Rape		2
<b>ASSAULT OFFENSES</b>		<b>131</b>
Aggravated Assault		33
Intimidation		16
Simple Assault		82
<b>ROBBERY</b>		<b>3</b>
Robbery		3
<b>BURGLARY/BREAKING &amp; ENTERING</b>		<b>106</b>
Burglary/Breaking & Entering		106
<b>LARCENY/THEFT OFFENSES</b>		<b>177</b>
All Other Larceny		106
Purse-snatching		1
Shoplifting		17
Theft From Building		27
Theft From Coin Operated Machine or Device		1
Theft From Motor Vehicle		26
Theft of Motor Vehicle Parts/Accessories		1
<b>MOTOR VEHICLE THEFT</b>		<b>36</b>
Motor Vehicle Theft		36
<b>ARSON</b>		<b>4</b>
Arson		4
<b>COUNTERFEITING/FORGERY</b>		<b>19</b>
Counterfeiting/Forgery		19
<b>DESTRUCTION/DAMAGE/VANDALISM OF PROPERTY</b>		<b>106</b>
Destruction/Damage/Vandalism of Property		106
<b>EMBEZZLEMENT</b>		<b>6</b>
Embezzlement		6
<b>FRAUD OFFENSES</b>		<b>13</b>
False Pretenses/Swindle/Confidence Game		11
Impersonation		3

# Offenses (Group "A") by Agency

---

2005

COUNTY

AGENCY

OFFENSE CATEGORY

OFFENSE

# OF OFFENSES

---

<b>STOLEN PROPERTY OFFENSES</b>	<b>3</b>
Stolen Property Offenses	3
<b>DRUG/NARCOTIC OFFENSES</b>	<b>15</b>
Drug/Narcotic Violations	15
<b>WEAPON LAW VIOLATIONS</b>	<b>3</b>
Weapon Law Violations	3

# Offenses (Group "A") by Agency

2005

COUNTY

AGENCY

OFFENSE CATEGORY

OFFENSE

# OF OFFENSES

<u>Kearneysville SP</u>	<u>TOTAL</u>	<u>767</u>
<b>SEX OFFENSES, FORCIBLE</b>		<b>10</b>
Forcible Fondling		6
Forcible Rape		4
<b>ASSAULT OFFENSES</b>		<b>124</b>
Aggravated Assault		14
Intimidation		5
Simple Assault		106
<b>KIDNAPING/ABDUCTION</b>		<b>4</b>
Kidnaping/Abduction		4
<b>ROBBERY</b>		<b>3</b>
Robbery		3
<b>BURGLARY/BREAKING &amp; ENTERING</b>		<b>97</b>
Burglary/Breaking & Entering		97
<b>LARCENY/THEFT OFFENSES</b>		<b>217</b>
All Other Larceny		43
Purse-snatching		2
Shoplifting		23
Theft From Building		39
Theft From Coin Operated Machine or Device		3
Theft From Motor Vehicle		44
Theft of Motor Vehicle Parts/Accessories		66
<b>MOTOR VEHICLE THEFT</b>		<b>40</b>
Motor Vehicle Theft		40
<b>ARSON</b>		<b>2</b>
Arson		2
<b>COUNTERFEITING/FORGERY</b>		<b>5</b>
Counterfeiting/Forgery		5
<b>DESTRUCTION/DAMAGE/VANDALISM OF PROPERTY</b>		<b>156</b>
Destruction/Damage/Vandalism of Property		156
<b>EMBEZZLEMENT</b>		<b>2</b>
Embezzlement		2
<b>FRAUD OFFENSES</b>		<b>31</b>
Credit Card/Automatic Teller Fraud		6
False Pretenses/Swindle/Confidence Game		22
Impersonation		3



# Offenses (Group "A") by Agency

2005

COUNTY

AGENCY

OFFENSE CATEGORY

OFFENSE

# OF OFFENSES

<b>STOLEN PROPERTY OFFENSES</b>	<b>2</b>
Stolen Property Offenses	2
<b>DRUG/NARCOTIC OFFENSES</b>	<b>66</b>
Drug/Narcotic Violations	66
<b>PORNOGRAPHY/OBSCENE MATERIAL</b>	<b>2</b>
Pornography/Obscene Material	2
<b>WEAPON LAW VIOLATIONS</b>	<b>2</b>
Weapon Law Violations	2
<b>Ranson PD</b>	<b>87</b>
<b>TOTAL</b>	<b>87</b>
<b>SEX OFFENSES, FORCIBLE</b>	<b>2</b>
Forcible Fondling	1
Forcible Rape	1
<b>SEX OFFENSES, NONFORCIBLE</b>	<b>1</b>
Incest	1
<b>ASSAULT OFFENSES</b>	<b>39</b>
Aggravated Assault	5
Intimidation	2
Simple Assault	33
<b>BURGLARY/BREAKING &amp; ENTERING</b>	<b>4</b>
Burglary/Breaking & Entering	4
<b>LARCENY/THEFT OFFENSES</b>	<b>9</b>
All Other Larceny	6
Shoplifting	2
Theft From Building	1
<b>MOTOR VEHICLE THEFT</b>	<b>3</b>
Motor Vehicle Theft	3
<b>COUNTERFEITING/FORGERY</b>	<b>2</b>
Counterfeiting/Forgery	2
<b>DESTRUCTION/DAMAGE/VANDALISM OF PROPERTY</b>	<b>8</b>
Destruction/Damage/Vandalism of Property	8
<b>STOLEN PROPERTY OFFENSES</b>	<b>3</b>
Stolen Property Offenses	3
<b>DRUG/NARCOTIC OFFENSES</b>	<b>14</b>
Drug/Narcotic Violations	14
<b>WEAPON LAW VIOLATIONS</b>	<b>1</b>
Weapon Law Violations	1

# Offenses (Group "A") by Agency

2005

COUNTY

AGENCY

OFFENSE CATEGORY

OFFENSE

# OF OFFENSES

<u>Shepherd College</u>		<u>TOTAL</u>	<u>47</u>
<b>ASSAULT OFFENSES</b>			<b>4</b>
	Intimidation		3
	Simple Assault		1
<b>LARCENY/THEFT OFFENSES</b>			<b>20</b>
	All Other Larceny		18
	Theft From Building		2
<b>ARSON</b>			<b>1</b>
	Arson		1
<b>DESTRUCTION/DAMAGE/VANDALISM OF PROPERTY</b>			<b>19</b>
	Destruction/Damage/Vandalism of Property		19
<b>FRAUD OFFENSES</b>			<b>1</b>
	False Pretenses/Swindle/Confidence Game		1
<b>DRUG/NARCOTIC OFFENSES</b>			<b>1</b>
	Drug/Narcotic Violations		1
<b>WEAPON LAW VIOLATIONS</b>			<b>1</b>
	Weapon Law Violations		1
<b>KANAWHA</b>	<b>County TOTAL</b>		<b>20075</b>
<u>BCI - SO Charleston</u>		<u>TOTAL</u>	<u>46</u>
<b>BURGLARY/BREAKING &amp; ENTERING</b>			<b>1</b>
	Burglary/Breaking & Entering		1
<b>COUNTERFEITING/FORGERY</b>			<b>1</b>
	Counterfeiting/Forgery		1
<b>FRAUD OFFENSES</b>			<b>4</b>
	False Pretenses/Swindle/Confidence Game		4
<b>DRUG/NARCOTIC OFFENSES</b>			<b>40</b>
	Drug/Narcotic Violations		40

# Offenses (Group "A") by Agency

2005

COUNTY

AGENCY

OFFENSE CATEGORY

OFFENSE

# OF OFFENSES

<u>Charleston PD</u>	<u>TOTAL</u>	<u>7,988</u>
<b>HOMICIDE OFFENSES</b>		<b>6</b>
Murder and Nonnegligent Manslaughter		6
<b>SEX OFFENSES, FORCIBLE</b>		<b>67</b>
Forcible Fondling		25
Forcible Rape		15
Forcible Sodomy		12
Sexual Assault With An Object		16
<b>SEX OFFENSES, NONFORCIBLE</b>		<b>5</b>
Statutory Rape		5
<b>ASSAULT OFFENSES</b>		<b>1,518</b>
Aggravated Assault		331
Intimidation		136
Simple Assault		1,091
<b>KIDNAPING/ABDUCTION</b>		<b>18</b>
Kidnaping/Abduction		18
<b>ROBBERY</b>		<b>128</b>
Robbery		128
<b>BURGLARY/BREAKING &amp; ENTERING</b>		<b>816</b>
Burglary/Breaking & Entering		816
<b>LARCENY/THEFT OFFENSES</b>		<b>2,755</b>
All Other Larceny		1,217
Purse-snatching		4
Shoplifting		568
Theft From Building		1
Theft From Motor Vehicle		890
Theft of Motor Vehicle Parts/Accessories		135
<b>MOTOR VEHICLE THEFT</b>		<b>304</b>
Motor Vehicle Theft		304
<b>ARSON</b>		<b>28</b>
Arson		28
<b>COUNTERFEITING/FORGERY</b>		<b>243</b>
Counterfeiting/Forgery		243
<b>DESTRUCTION/DAMAGE/VANDALISM OF PROPERTY</b>		<b>1,031</b>
Destruction/Damage/Vandalism of Property		1,031
<b>EMBEZZLEMENT</b>		<b>43</b>
Embezzlement		43

# Offenses (Group "A") by Agency

2005

COUNTY

AGENCY

OFFENSE CATEGORY

OFFENSE

# OF OFFENSES

<b>FRAUD OFFENSES</b>	<b>250</b>
Credit Card/Automatic Teller Fraud	133
False Pretenses/Swindle/Confidence Game	86
Impersonation	32
<b>STOLEN PROPERTY OFFENSES</b>	<b>61</b>
Stolen Property Offenses	61
<b>DRUG/NARCOTIC OFFENSES</b>	<b>468</b>
Drug Equipment Violations	21
Drug/Narcotic Violations	448
<b>PROSTITUTION OFFENSES</b>	<b>70</b>
Assisting or Promoting Prostitution	56
Prostitution	16
<b>WEAPON LAW VIOLATIONS</b>	<b>72</b>
Weapon Law Violations	72
<b>Chesapeake PD</b>	<b>15</b>
<b>TOTAL</b>	<b>15</b>
<b>ASSAULT OFFENSES</b>	<b>8</b>
Intimidation	1
Simple Assault	7
<b>BURGLARY/BREAKING &amp; ENTERING</b>	<b>1</b>
Burglary/Breaking & Entering	1
<b>LARCENY/THEFT OFFENSES</b>	<b>4</b>
All Other Larceny	2
Theft From Motor Vehicle	2
<b>MOTOR VEHICLE THEFT</b>	<b>2</b>
Motor Vehicle Theft	2
<b>DNR - 5 - Kanawha</b>	<b>1</b>
<b>TOTAL</b>	<b>1</b>
<b>WEAPON LAW VIOLATIONS</b>	<b>1</b>
Weapon Law Violations	1

# Offenses (Group "A") by Agency

2005

COUNTY

AGENCY

OFFENSE CATEGORY

OFFENSE

# OF OFFENSES

<u>Dunbar PD</u>	<u>TOTAL</u>	<u>833</u>
<b>HOMICIDE OFFENSES</b>		<b>1</b>
Murder and Nonnegligent Manslaughter		1
<b>SEX OFFENSES, FORCIBLE</b>		<b>3</b>
Forcible Fondling		1
Forcible Rape		2
<b>ASSAULT OFFENSES</b>		<b>209</b>
Aggravated Assault		20
Intimidation		18
Simple Assault		172
<b>ROBBERY</b>		<b>2</b>
Robbery		2
<b>BURGLARY/BREAKING &amp; ENTERING</b>		<b>93</b>
Burglary/Breaking & Entering		93
<b>LARCENY/THEFT OFFENSES</b>		<b>241</b>
All Other Larceny		74
Purse-snatching		2
Shoplifting		37
Theft From Building		45
Theft From Motor Vehicle		81
Theft of Motor Vehicle Parts/Accessories		2
<b>MOTOR VEHICLE THEFT</b>		<b>42</b>
Motor Vehicle Theft		42
<b>ARSON</b>		<b>6</b>
Arson		6
<b>COUNTERFEITING/FORGERY</b>		<b>23</b>
Counterfeiting/Forgery		23
<b>DESTRUCTION/DAMAGE/VANDALISM OF PROPERTY</b>		<b>144</b>
Destruction/Damage/Vandalism of Property		144
<b>EMBEZZLEMENT</b>		<b>2</b>
Embezzlement		2
<b>FRAUD OFFENSES</b>		<b>23</b>
Credit Card/Automatic Teller Fraud		7
False Pretenses/Swindle/Confidence Game		13
Impersonation		2
Wire Fraud		1

# Offenses (Group "A") by Agency

2005

COUNTY

AGENCY

OFFENSE CATEGORY

OFFENSE

# OF OFFENSES

COUNTY	AGENCY	OFFENSE CATEGORY	OFFENSE	# OF OFFENSES
		<b>STOLEN PROPERTY OFFENSES</b>		<b>3</b>
			Stolen Property Offenses	3
		<b>DRUG/NARCOTIC OFFENSES</b>		<b>28</b>
			Drug Equipment Violations	3
			Drug/Narcotic Violations	25
		<b>WEAPON LAW VIOLATIONS</b>		<b>12</b>
			Weapon Law Violations	12
	<b>East Bank PD</b>	<b>TOTAL</b>		<b>5</b>
		<b>BURGLARY/BREAKING &amp; ENTERING</b>		<b>1</b>
			Burglary/Breaking & Entering	1
		<b>LARCENY/THEFT OFFENSES</b>		<b>4</b>
			Theft From Building	2
			Theft From Motor Vehicle	2
	<b>FIRE MARSHAL - Kanawha</b>	<b>TOTAL</b>		<b>12</b>
		<b>ARSON</b>		<b>11</b>
			Arson	11
		<b>WEAPON LAW VIOLATIONS</b>		<b>1</b>
			Weapon Law Violations	1
	<b>Glasgow PD</b>	<b>TOTAL</b>		<b>8</b>
		<b>SEX OFFENSES, FORCIBLE</b>		<b>1</b>
			Forcible Fondling	1
		<b>ASSAULT OFFENSES</b>		<b>2</b>
			Simple Assault	2
		<b>BURGLARY/BREAKING &amp; ENTERING</b>		<b>1</b>
			Burglary/Breaking & Entering	1
		<b>LARCENY/THEFT OFFENSES</b>		<b>2</b>
			All Other Larceny	2
		<b>COUNTERFEITING/FORGERY</b>		<b>1</b>
			Counterfeiting/Forgery	1
		<b>DESTRUCTION/DAMAGE/VANDALISM OF PROPERTY</b>		<b>1</b>
			Destruction/Damage/Vandalism of Property	1

# Offenses (Group "A") by Agency

2005

COUNTY

AGENCY

OFFENSE CATEGORY

OFFENSE

# OF OFFENSES

<u>Kanawha Co Parks</u>	<u>TOTAL</u>	<u>6</u>
<b>BURGLARY/BREAKING &amp; ENTERING</b>		<b>2</b>
Burglary/Breaking & Entering		2
<b>LARCENY/THEFT OFFENSES</b>		<b>1</b>
All Other Larceny		1
<b>DRUG/NARCOTIC OFFENSES</b>		<b>2</b>
Drug/Narcotic Violations		2
<b>WEAPON LAW VIOLATIONS</b>		<b>1</b>
Weapon Law Violations		1

# Offenses (Group "A") by Agency

2005

COUNTY

AGENCY

OFFENSE CATEGORY

OFFENSE

# OF OFFENSES

<u>Kanawha Co SO</u>	<u>TOTAL</u>	<u>5,330</u>
<b>HOMICIDE OFFENSES</b>		<b>4</b>
Murder and Nonnegligent Manslaughter		4
<b>SEX OFFENSES, FORCIBLE</b>		<b>60</b>
Forcible Fondling		32
Forcible Rape		10
Forcible Sodomy		5
Sexual Assault With An Object		14
<b>SEX OFFENSES, NONFORCIBLE</b>		<b>2</b>
Incest		1
Statutory Rape		1
<b>ASSAULT OFFENSES</b>		<b>1,654</b>
Aggravated Assault		85
Intimidation		67
Simple Assault		1,522
<b>KIDNAPING/ABDUCTION</b>		<b>3</b>
Kidnaping/Abduction		3
<b>ROBBERY</b>		<b>23</b>
Robbery		23
<b>BURGLARY/BREAKING &amp; ENTERING</b>		<b>680</b>
Burglary/Breaking & Entering		680
<b>LARCENY/THEFT OFFENSES</b>		<b>1,008</b>
All Other Larceny		614
Pocket-picking		1
Shoplifting		51
Theft From Building		22
Theft From Coin Operated Machine or Device		2
Theft From Motor Vehicle		317
Theft of Motor Vehicle Parts/Accessories		6
<b>MOTOR VEHICLE THEFT</b>		<b>243</b>
Motor Vehicle Theft		243
<b>ARSON</b>		<b>39</b>
Arson		39
<b>COUNTERFEITING/FORGERY</b>		<b>117</b>
Counterfeiting/Forgery		117
<b>DESTRUCTION/DAMAGE/VANDALISM OF PROPERTY</b>		<b>819</b>



# Offenses (Group "A") by Agency

2005

COUNTY

AGENCY

OFFENSE CATEGORY

OFFENSE

# OF OFFENSES

	Destruction/Damage/Vandalism of Property	819
	<b>EMBEZZLEMENT</b>	<b>6</b>
	Embezzlement	6
	<b>EXTORTION/BLACKMAIL</b>	<b>1</b>
	Extortion/Blackmail	1
	<b>FRAUD OFFENSES</b>	<b>72</b>
	Credit Card/Automatic Teller Fraud	26
	False Pretenses/Swindle/Confidence Game	42
	Impersonation	5
	<b>STOLEN PROPERTY OFFENSES</b>	<b>63</b>
	Stolen Property Offenses	63
	<b>DRUG/NARCOTIC OFFENSES</b>	<b>348</b>
	Drug Equipment Violations	107
	Drug/Narcotic Violations	274
	<b>PORNOGRAPHY/OBSCENE MATERIAL</b>	<b>5</b>
	Pornography/Obscene Material	5
	<b>PROSTITUTION OFFENSES</b>	<b>1</b>
	Prostitution	1
	<b>WEAPON LAW VIOLATIONS</b>	<b>122</b>
	Weapon Law Violations	122
<b>Marmet PD</b>	<b>TOTAL</b>	<b>5</b>
	<b>LARCENY/THEFT OFFENSES</b>	<b>5</b>
	Pocket-picking	1
	Theft From Building	1
	Theft From Motor Vehicle	3

# Offenses (Group "A") by Agency

2005

COUNTY

AGENCY

OFFENSE CATEGORY

OFFENSE

# OF OFFENSES

<u>Nitro PD</u>	<u>TOTAL</u>	<u>780</u>
<b>SEX OFFENSES, FORCIBLE</b>		<b>7</b>
Forcible Fondling		4
Sexual Assault With An Object		3
<b>ASSAULT OFFENSES</b>		<b>172</b>
Aggravated Assault		8
Intimidation		14
Simple Assault		152
<b>KIDNAPING/ABDUCTION</b>		<b>1</b>
Kidnaping/Abduction		1
<b>ROBBERY</b>		<b>1</b>
Robbery		1
<b>BURGLARY/BREAKING &amp; ENTERING</b>		<b>74</b>
Burglary/Breaking & Entering		74
<b>LARCENY/THEFT OFFENSES</b>		<b>276</b>
All Other Larceny		193
Shoplifting		81
Theft From Motor Vehicle		2
<b>MOTOR VEHICLE THEFT</b>		<b>25</b>
Motor Vehicle Theft		25
<b>ARSON</b>		<b>1</b>
Arson		1
<b>COUNTERFEITING/FORGERY</b>		<b>55</b>
Counterfeiting/Forgery		55
<b>DESTRUCTION/DAMAGE/VANDALISM OF PROPERTY</b>		<b>106</b>
Destruction/Damage/Vandalism of Property		106
<b>EMBEZZLEMENT</b>		<b>4</b>
Embezzlement		4
<b>FRAUD OFFENSES</b>		<b>17</b>
Credit Card/Automatic Teller Fraud		6
False Pretenses/Swindle/Confidence Game		11
<b>STOLEN PROPERTY OFFENSES</b>		<b>2</b>
Stolen Property Offenses		2
<b>DRUG/NARCOTIC OFFENSES</b>		<b>36</b>
Drug/Narcotic Violations		36
<b>WEAPON LAW VIOLATIONS</b>		<b>1</b>
Weapon Law Violations		1

# Offenses (Group "A") by Agency

2005

COUNTY

AGENCY

OFFENSE CATEGORY

OFFENSE

# OF OFFENSES

<u>Protective Services-Capitol</u>	<u>TOTAL</u>	<u>30</u>
<b>ASSAULT OFFENSES</b>		<b>1</b>
Simple Assault		1
<b>BURGLARY/BREAKING &amp; ENTERING</b>		<b>1</b>
Burglary/Breaking & Entering		1
<b>LARCENY/THEFT OFFENSES</b>		<b>4</b>
All Other Larceny		4
<b>DESTRUCTION/DAMAGE/VANDALISM OF PROPERTY</b>		<b>12</b>
Destruction/Damage/Vandalism of Property		12
<b>EXTORTION/BLACKMAIL</b>		<b>5</b>
Extortion/Blackmail		5
<b>DRUG/NARCOTIC OFFENSES</b>		<b>7</b>
Drug/Narcotic Violations		7

# Offenses (Group "A") by Agency

2005

COUNTY

AGENCY

OFFENSE CATEGORY

OFFENSE

# OF OFFENSES

Quincy SP	TOTAL	715
<b>SEX OFFENSES, FORCIBLE</b>		<b>2</b>
Forcible Fondling		1
Forcible Rape		1
<b>SEX OFFENSES, NONFORCIBLE</b>		<b>4</b>
Statutory Rape		4
<b>ASSAULT OFFENSES</b>		<b>110</b>
Aggravated Assault		12
Intimidation		9
Simple Assault		89
<b>ROBBERY</b>		<b>3</b>
Robbery		3
<b>BURGLARY/BREAKING &amp; ENTERING</b>		<b>101</b>
Burglary/Breaking & Entering		101
<b>LARCENY/THEFT OFFENSES</b>		<b>240</b>
All Other Larceny		68
Shoplifting		15
Theft From Building		35
Theft From Motor Vehicle		68
Theft of Motor Vehicle Parts/Accessories		62
<b>MOTOR VEHICLE THEFT</b>		<b>50</b>
Motor Vehicle Theft		50
<b>ARSON</b>		<b>10</b>
Arson		10
<b>COUNTERFEITING/FORGERY</b>		<b>13</b>
Counterfeiting/Forgery		13
<b>DESTRUCTION/DAMAGE/VANDALISM OF PROPERTY</b>		<b>106</b>
Destruction/Damage/Vandalism of Property		106
<b>FRAUD OFFENSES</b>		<b>15</b>
Credit Card/Automatic Teller Fraud		5
False Pretenses/Swindle/Confidence Game		6
Impersonation		5
<b>STOLEN PROPERTY OFFENSES</b>		<b>4</b>
Stolen Property Offenses		4
<b>DRUG/NARCOTIC OFFENSES</b>		<b>46</b>
Drug Equipment Violations		1
Drug/Narcotic Violations		45

# Offenses (Group "A") by Agency

---

2005

COUNTY

AGENCY

OFFENSE CATEGORY

OFFENSE

# OF OFFENSES

---

**WEAPON LAW VIOLATIONS**

**2**

Weapon Law Violations

2

# Offenses (Group "A") by Agency

2005

COUNTY

AGENCY

OFFENSE CATEGORY

OFFENSE

# OF OFFENSES

So Charleston SP	TOTAL	1,775
<b>HOMICIDE OFFENSES</b>		<b>1</b>
Murder and Nonnegligent Manslaughter		1
<b>SEX OFFENSES, FORCIBLE</b>		<b>5</b>
Forcible Fondling		1
Forcible Rape		1
Sexual Assault With An Object		3
<b>ASSAULT OFFENSES</b>		<b>253</b>
Aggravated Assault		28
Intimidation		38
Simple Assault		187
<b>KIDNAPING/ABDUCTION</b>		<b>2</b>
Kidnaping/Abduction		2
<b>ROBBERY</b>		<b>3</b>
Robbery		3
<b>BURGLARY/BREAKING &amp; ENTERING</b>		<b>109</b>
Burglary/Breaking & Entering		109
<b>LARCENY/THEFT OFFENSES</b>		<b>833</b>
All Other Larceny		162
Shoplifting		10
Theft From Building		1
Theft From Motor Vehicle		622
Theft of Motor Vehicle Parts/Accessories		39
<b>MOTOR VEHICLE THEFT</b>		<b>72</b>
Motor Vehicle Theft		72
<b>ARSON</b>		<b>2</b>
Arson		2
<b>COUNTERFEITING/FORGERY</b>		<b>43</b>
Counterfeiting/Forgery		43
<b>DESTRUCTION/DAMAGE/VANDALISM OF PROPERTY</b>		<b>213</b>
Destruction/Damage/Vandalism of Property		213
<b>FRAUD OFFENSES</b>		<b>46</b>
Credit Card/Automatic Teller Fraud		4
False Pretenses/Swindle/Confidence Game		36
Impersonation		6
Wire Fraud		1

# Offenses (Group "A") by Agency

---

2005

COUNTY

AGENCY

OFFENSE CATEGORY

OFFENSE

# OF OFFENSES

---

<b>STOLEN PROPERTY OFFENSES</b>	<b>14</b>
Stolen Property Offenses	14
<b>DRUG/NARCOTIC OFFENSES</b>	<b>164</b>
Drug Equipment Violations	9
Drug/Narcotic Violations	159
<b>WEAPON LAW VIOLATIONS</b>	<b>9</b>
Weapon Law Violations	9

# Offenses (Group "A") by Agency

2005

COUNTY

AGENCY

OFFENSE CATEGORY

OFFENSE

# OF OFFENSES

South Charleston PD	TOTAL	1,480
<b>HOMICIDE OFFENSES</b>		<b>2</b>
Murder and Nonnegligent Manslaughter		2
<b>SEX OFFENSES, FORCIBLE</b>		<b>11</b>
Forcible Fondling		3
Forcible Rape		7
Forcible Sodomy		1
<b>ASSAULT OFFENSES</b>		<b>202</b>
Aggravated Assault		30
Intimidation		28
Simple Assault		146
<b>ROBBERY</b>		<b>11</b>
Robbery		11
<b>BURGLARY/BREAKING &amp; ENTERING</b>		<b>91</b>
Burglary/Breaking & Entering		91
<b>LARCENY/THEFT OFFENSES</b>		<b>507</b>
All Other Larceny		117
Pocket-picking		1
Purse-snatching		17
Shoplifting		195
Theft From Building		21
Theft From Coin Operated Machine or Device		8
Theft From Motor Vehicle		132
Theft of Motor Vehicle Parts/Accessories		21
<b>MOTOR VEHICLE THEFT</b>		<b>53</b>
Motor Vehicle Theft		53
<b>ARSON</b>		<b>4</b>
Arson		4
<b>COUNTERFEITING/FORGERY</b>		<b>80</b>
Counterfeiting/Forgery		80
<b>DESTRUCTION/DAMAGE/VANDALISM OF PROPERTY</b>		<b>287</b>
Destruction/Damage/Vandalism of Property		287
<b>EMBEZZLEMENT</b>		<b>8</b>
Embezzlement		8
<b>EXTORTION/BLACKMAIL</b>		<b>1</b>
Extortion/Blackmail		1



# Offenses (Group "A") by Agency

2005

COUNTY

AGENCY

OFFENSE CATEGORY

OFFENSE

# OF OFFENSES

---

<b>FRAUD OFFENSES</b>	<b>56</b>
Credit Card/Automatic Teller Fraud	19
False Pretenses/Swindle/Confidence Game	32
Impersonation	6
<b>STOLEN PROPERTY OFFENSES</b>	<b>18</b>
Stolen Property Offenses	18
<b>DRUG/NARCOTIC OFFENSES</b>	<b>106</b>
Drug Equipment Violations	33
Drug/Narcotic Violations	86
<b>PORNOGRAPHY/OBSCENE MATERIAL</b>	<b>1</b>
Pornography/Obscene Material	1
<b>WEAPON LAW VIOLATIONS</b>	<b>21</b>
Weapon Law Violations	21

# Offenses (Group "A") by Agency

2005

COUNTY

AGENCY

OFFENSE CATEGORY

OFFENSE

# OF OFFENSES

St Albans PD	TOTAL	620
<b>SEX OFFENSES, FORCIBLE</b>		<b>3</b>
Forcible Fondling		2
Forcible Sodomy		1
<b>ASSAULT OFFENSES</b>		<b>129</b>
Aggravated Assault		18
Intimidation		7
Simple Assault		104
<b>KIDNAPING/ABDUCTION</b>		<b>1</b>
Kidnaping/Abduction		1
<b>BURGLARY/BREAKING &amp; ENTERING</b>		<b>89</b>
Burglary/Breaking & Entering		89
<b>LARCENY/THEFT OFFENSES</b>		<b>270</b>
All Other Larceny		126
Purse-snatching		1
Shoplifting		43
Theft From Building		2
Theft From Motor Vehicle		77
Theft of Motor Vehicle Parts/Accessories		21
<b>MOTOR VEHICLE THEFT</b>		<b>49</b>
Motor Vehicle Theft		49
<b>ARSON</b>		<b>4</b>
Arson		4
<b>COUNTERFEITING/FORGERY</b>		<b>17</b>
Counterfeiting/Forgery		17
<b>DESTRUCTION/DAMAGE/VANDALISM OF PROPERTY</b>		<b>27</b>
Destruction/Damage/Vandalism of Property		27
<b>EMBEZZLEMENT</b>		<b>2</b>
Embezzlement		2
<b>FRAUD OFFENSES</b>		<b>20</b>
Credit Card/Automatic Teller Fraud		4
False Pretenses/Swindle/Confidence Game		16
<b>STOLEN PROPERTY OFFENSES</b>		<b>1</b>
Stolen Property Offenses		1
<b>DRUG/NARCOTIC OFFENSES</b>		<b>7</b>
Drug Equipment Violations		1
Drug/Narcotic Violations		6

# Offenses (Group "A") by Agency

2005

COUNTY

AGENCY

OFFENSE CATEGORY

OFFENSE

# OF OFFENSES

	<b>WEAPON LAW VIOLATIONS</b>	<b>1</b>
	Weapon Law Violations	1
<b>tf Metro Drug Enforcement</b>	<b>TOTAL</b>	<b>205</b>
	<b>DRUG/NARCOTIC OFFENSES</b>	<b>197</b>
	Drug Equipment Violations	52
	Drug/Narcotic Violations	149
	<b>WEAPON LAW VIOLATIONS</b>	<b>4</b>
	Weapon Law Violations	4
<b>Turnpike - Kanawha</b>	<b>TOTAL</b>	<b>35</b>
	<b>ASSAULT OFFENSES</b>	<b>2</b>
	Intimidation	1
	Simple Assault	1
	<b>BURGLARY/BREAKING &amp; ENTERING</b>	<b>1</b>
	Burglary/Breaking & Entering	1
	<b>LARCENY/THEFT OFFENSES</b>	<b>2</b>
	All Other Larceny	2
	<b>DESTRUCTION/DAMAGE/VANDALISM OF PROPERTY</b>	<b>14</b>
	Destruction/Damage/Vandalism of Property	14
	<b>STOLEN PROPERTY OFFENSES</b>	<b>3</b>
	Stolen Property Offenses	3
	<b>DRUG/NARCOTIC OFFENSES</b>	<b>13</b>
	Drug/Narcotic Violations	13

# Offenses (Group "A") by Agency

2005

COUNTY

AGENCY

OFFENSE CATEGORY

OFFENSE

# OF OFFENSES

<u>WVSC Security</u>	<u>TOTAL</u>	<u>186</u>
<b>SEX OFFENSES, FORCIBLE</b>		<b>1</b>
Forcible Rape		1
<b>ASSAULT OFFENSES</b>		<b>39</b>
Aggravated Assault		2
Intimidation		12
Simple Assault		25
<b>BURGLARY/BREAKING &amp; ENTERING</b>		<b>10</b>
Burglary/Breaking & Entering		10
<b>LARCENY/THEFT OFFENSES</b>		<b>66</b>
All Other Larceny		29
Theft From Building		29
Theft From Coin Operated Machine or Device		1
Theft From Motor Vehicle		7
<b>MOTOR VEHICLE THEFT</b>		<b>2</b>
Motor Vehicle Theft		2
<b>COUNTERFEITING/FORGERY</b>		<b>1</b>
Counterfeiting/Forgery		1
<b>DESTRUCTION/DAMAGE/VANDALISM OF PROPERTY</b>		<b>55</b>
Destruction/Damage/Vandalism of Property		55
<b>DRUG/NARCOTIC OFFENSES</b>		<b>9</b>
Drug/Narcotic Violations		9
<b>GAMBLING OFFENSES</b>		<b>1</b>
Betting/Wagering		1
<b>WEAPON LAW VIOLATIONS</b>		<b>2</b>
Weapon Law Violations		2
<b>Lewis County TOTAL</b>		<b>457</b>
<u>FIRE MARSHAL - Lewis</u>	<u>TOTAL</u>	<u>1</u>
<b>ARSON</b>		<b>1</b>
Arson		1

# Offenses (Group "A") by Agency

2005

COUNTY

AGENCY

OFFENSE CATEGORY

OFFENSE

# OF OFFENSES

<u>Lewis Co SO</u>	<u>TOTAL</u>	<u>99</u>
<b>ASSAULT OFFENSES</b>		<b>44</b>
Aggravated Assault		4
Intimidation		8
Simple Assault		34
<b>ROBBERY</b>		<b>1</b>
Robbery		1
<b>BURGLARY/BREAKING &amp; ENTERING</b>		<b>7</b>
Burglary/Breaking & Entering		7
<b>LARCENY/THEFT OFFENSES</b>		<b>23</b>
All Other Larceny		12
Theft From Building		4
Theft From Coin Operated Machine or Device		3
Theft From Motor Vehicle		4
<b>MOTOR VEHICLE THEFT</b>		<b>3</b>
Motor Vehicle Theft		3
<b>ARSON</b>		<b>1</b>
Arson		1
<b>COUNTERFEITING/FORGERY</b>		<b>5</b>
Counterfeiting/Forgery		5
<b>DESTRUCTION/DAMAGE/VANDALISM OF PROPERTY</b>		<b>7</b>
Destruction/Damage/Vandalism of Property		7
<b>FRAUD OFFENSES</b>		<b>1</b>
False Pretenses/Swindle/Confidence Game		1
<b>STOLEN PROPERTY OFFENSES</b>		<b>2</b>
Stolen Property Offenses		2
<b>DRUG/NARCOTIC OFFENSES</b>		<b>1</b>
Drug/Narcotic Violations		1
<b>WEAPON LAW VIOLATIONS</b>		<b>2</b>
Weapon Law Violations		2

# Offenses (Group "A") by Agency

2005

COUNTY

AGENCY

OFFENSE CATEGORY

OFFENSE

# OF OFFENSES

<u>Weston PD</u>	<u>TOTAL</u>	<u>39</u>
<b>SEX OFFENSES, FORCIBLE</b>		<b>1</b>
Forcible Fondling		1
<b>ASSAULT OFFENSES</b>		<b>25</b>
Aggravated Assault		2
Intimidation		1
Simple Assault		22
<b>LARCENY/THEFT OFFENSES</b>		<b>3</b>
All Other Larceny		1
Shoplifting		2
<b>DESTRUCTION/DAMAGE/VANDALISM OF PROPERTY</b>		<b>2</b>
Destruction/Damage/Vandalism of Property		2
<b>DRUG/NARCOTIC OFFENSES</b>		<b>8</b>
Drug Equipment Violations		1
Drug/Narcotic Violations		7

# Offenses (Group "A") by Agency

2005

COUNTY

AGENCY

OFFENSE CATEGORY

OFFENSE

# OF OFFENSES

<u>Weston SP</u>	<u>TOTAL</u>	<u>318</u>
<b>SEX OFFENSES, FORCIBLE</b>		<b>7</b>
Forcible Fondling		6
Forcible Rape		1
<b>ASSAULT OFFENSES</b>		<b>67</b>
Aggravated Assault		4
Intimidation		13
Simple Assault		52
<b>KIDNAPING/ABDUCTION</b>		<b>4</b>
Kidnaping/Abduction		4
<b>ROBBERY</b>		<b>1</b>
Robbery		1
<b>BURGLARY/BREAKING &amp; ENTERING</b>		<b>7</b>
Burglary/Breaking & Entering		7
<b>LARCENY/THEFT OFFENSES</b>		<b>90</b>
All Other Larceny		71
Shoplifting		9
Theft From Building		1
Theft From Coin Operated Machine or Device		1
Theft From Motor Vehicle		7
Theft of Motor Vehicle Parts/Accessories		1
<b>MOTOR VEHICLE THEFT</b>		<b>7</b>
Motor Vehicle Theft		7
<b>ARSON</b>		<b>1</b>
Arson		1
<b>COUNTERFEITING/FORGERY</b>		<b>10</b>
Counterfeiting/Forgery		10
<b>DESTRUCTION/DAMAGE/VANDALISM OF PROPERTY</b>		<b>64</b>
Destruction/Damage/Vandalism of Property		64
<b>EMBEZZLEMENT</b>		<b>1</b>
Embezzlement		1
<b>FRAUD OFFENSES</b>		<b>19</b>
Credit Card/Automatic Teller Fraud		1
False Pretenses/Swindle/Confidence Game		18
<b>STOLEN PROPERTY OFFENSES</b>		<b>1</b>
Stolen Property Offenses		1
<b>DRUG/NARCOTIC OFFENSES</b>		<b>33</b>

# Offenses (Group "A") by Agency

2005

COUNTY

AGENCY

OFFENSE CATEGORY

OFFENSE

# OF OFFENSES

Drug Equipment Violations	6
Drug/Narcotic Violations	27
<b>WEAPON LAW VIOLATIONS</b>	<b>4</b>
Weapon Law Violations	4

**LINCOLN County TOTAL 1142**

<b>FIRE MARSHAL - LINCOLN</b>	<b>TOTAL</b>	<b>3</b>
<b>ARSON</b>		<b>3</b>
Arson		3



# Offenses (Group "A") by Agency

2005

COUNTY

AGENCY

OFFENSE CATEGORY

OFFENSE

# OF OFFENSES

Hamlin SP	TOTAL	1,139
<b>SEX OFFENSES, FORCIBLE</b>		<b>13</b>
Forcible Fondling		3
Forcible Rape		4
Forcible Sodomy		1
Sexual Assault With An Object		5
<b>SEX OFFENSES, NONFORCIBLE</b>		<b>2</b>
Incest		1
Statutory Rape		1
<b>ASSAULT OFFENSES</b>		<b>275</b>
Aggravated Assault		35
Intimidation		40
Simple Assault		201
<b>KIDNAPING/ABDUCTION</b>		<b>1</b>
Kidnaping/Abduction		1
<b>ROBBERY</b>		<b>4</b>
Robbery		4
<b>BURGLARY/BREAKING &amp; ENTERING</b>		<b>127</b>
Burglary/Breaking & Entering		127
<b>LARCENY/THEFT OFFENSES</b>		<b>304</b>
All Other Larceny		213
Shoplifting		3
Theft From Building		1
Theft From Motor Vehicle		15
Theft of Motor Vehicle Parts/Accessories		75
<b>MOTOR VEHICLE THEFT</b>		<b>68</b>
Motor Vehicle Theft		68
<b>ARSON</b>		<b>5</b>
Arson		5
<b>COUNTERFEITING/FORGERY</b>		<b>35</b>
Counterfeiting/Forgery		35
<b>DESTRUCTION/DAMAGE/VANDALISM OF PROPERTY</b>		<b>171</b>
Destruction/Damage/Vandalism of Property		171
<b>FRAUD OFFENSES</b>		<b>23</b>
Credit Card/Automatic Teller Fraud		1
False Pretenses/Swindle/Confidence Game		19

# Offenses (Group "A") by Agency

2005

COUNTY

AGENCY

OFFENSE CATEGORY

OFFENSE

# OF OFFENSES

Impersonation	3
<b>STOLEN PROPERTY OFFENSES</b>	<b>8</b>
Stolen Property Offenses	8
<b>DRUG/NARCOTIC OFFENSES</b>	<b>86</b>
Drug Equipment Violations	8
Drug/Narcotic Violations	79
<b>WEAPON LAW VIOLATIONS</b>	<b>12</b>
Weapon Law Violations	12
<b>Logan County TOTAL</b>	<b>3270</b>

# Offenses (Group "A") by Agency

2005

COUNTY

AGENCY

OFFENSE CATEGORY

OFFENSE

# OF OFFENSES

<u>Chapmanville PD</u>	<u>TOTAL</u>	<u>207</u>
<b>SEX OFFENSES, FORCIBLE</b>		<b>2</b>
Forcible Fondling		1
Sexual Assault With An Object		1
<b>ASSAULT OFFENSES</b>		<b>35</b>
Aggravated Assault		11
Intimidation		9
Simple Assault		15
<b>ROBBERY</b>		<b>2</b>
Robbery		2
<b>BURGLARY/BREAKING &amp; ENTERING</b>		<b>9</b>
Burglary/Breaking & Entering		9
<b>LARCENY/THEFT OFFENSES</b>		<b>68</b>
All Other Larceny		16
Purse-snatching		2
Shoplifting		27
Theft From Building		4
Theft From Coin Operated Machine or Device		3
Theft From Motor Vehicle		9
Theft of Motor Vehicle Parts/Accessories		8
<b>MOTOR VEHICLE THEFT</b>		<b>10</b>
Motor Vehicle Theft		10
<b>COUNTERFEITING/FORGERY</b>		<b>6</b>
Counterfeiting/Forgery		6
<b>DESTRUCTION/DAMAGE/VANDALISM OF PROPERTY</b>		<b>45</b>
Destruction/Damage/Vandalism of Property		45
<b>FRAUD OFFENSES</b>		<b>2</b>
False Pretenses/Swindle/Confidence Game		2
Impersonation		2
<b>STOLEN PROPERTY OFFENSES</b>		<b>2</b>
Stolen Property Offenses		2
<b>DRUG/NARCOTIC OFFENSES</b>		<b>21</b>
Drug/Narcotic Violations		21
<b>WEAPON LAW VIOLATIONS</b>		<b>2</b>
Weapon Law Violations		2

# Offenses (Group "A") by Agency

2005

COUNTY

AGENCY

OFFENSE CATEGORY

OFFENSE

# OF OFFENSES

AGENCY	OFFENSE CATEGORY	OFFENSE	# OF OFFENSES
<b>DNR - 5 - Logan</b>	<b>TOTAL</b>		<b>4</b>
	<b>DRUG/NARCOTIC OFFENSES</b>		<b>3</b>
	Drug Equipment Violations		1
	Drug/Narcotic Violations		3
<b>FIRE MARSHAL - Logan</b>	<b>TOTAL</b>		<b>3</b>
	<b>ARSON</b>		<b>3</b>
	Arson		3

# Offenses (Group "A") by Agency

2005

COUNTY

AGENCY

OFFENSE CATEGORY

OFFENSE

# OF OFFENSES

<u>Logan Co SO</u>	<u>TOTAL</u>	<u>227</u>
<b>HOMICIDE OFFENSES</b>		<b>1</b>
Murder and Nonnegligent Manslaughter		1
<b>ASSAULT OFFENSES</b>		<b>113</b>
Aggravated Assault		18
Intimidation		31
Simple Assault		69
<b>ROBBERY</b>		<b>3</b>
Robbery		3
<b>BURGLARY/BREAKING &amp; ENTERING</b>		<b>14</b>
Burglary/Breaking & Entering		14
<b>LARCENY/THEFT OFFENSES</b>		<b>27</b>
All Other Larceny		9
Pocket-picking		4
Theft From Building		7
Theft From Motor Vehicle		5
Theft of Motor Vehicle Parts/Accessories		2
<b>MOTOR VEHICLE THEFT</b>		<b>6</b>
Motor Vehicle Theft		6
<b>ARSON</b>		<b>3</b>
Arson		3
<b>COUNTERFEITING/FORGERY</b>		<b>3</b>
Counterfeiting/Forgery		3
<b>DESTRUCTION/DAMAGE/VANDALISM OF PROPERTY</b>		<b>17</b>
Destruction/Damage/Vandalism of Property		17
<b>EMBEZZLEMENT</b>		<b>1</b>
Embezzlement		1
<b>FRAUD OFFENSES</b>		<b>5</b>
Credit Card/Automatic Teller Fraud		1
False Pretenses/Swindle/Confidence Game		2
Impersonation		2
<b>STOLEN PROPERTY OFFENSES</b>		<b>1</b>
Stolen Property Offenses		1
<b>DRUG/NARCOTIC OFFENSES</b>		<b>24</b>
Drug/Narcotic Violations		24
<b>PROSTITUTION OFFENSES</b>		<b>1</b>
Assisting or Promoting Prostitution		1

# Offenses (Group "A") by Agency

---

2005

COUNTY

AGENCY

OFFENSE CATEGORY

OFFENSE

# OF OFFENSES

---

**WEAPON LAW VIOLATIONS**  
Weapon Law Violations

**3**  
3

# Offenses (Group "A") by Agency

2005

COUNTY

AGENCY

OFFENSE CATEGORY

OFFENSE

# OF OFFENSES

Logan PD	TOTAL	495
<b>HOMICIDE OFFENSES</b>		<b>1</b>
Murder and Nonnegligent Manslaughter		1
<b>ASSAULT OFFENSES</b>		<b>55</b>
Aggravated Assault		8
Intimidation		9
Simple Assault		38
<b>ROBBERY</b>		<b>8</b>
Robbery		8
<b>BURGLARY/BREAKING &amp; ENTERING</b>		<b>42</b>
Burglary/Breaking & Entering		42
<b>LARCENY/THEFT OFFENSES</b>		<b>257</b>
All Other Larceny		11
Purse-snatching		4
Shoplifting		190
Theft From Building		37
Theft From Motor Vehicle		13
Theft of Motor Vehicle Parts/Accessories		2
<b>MOTOR VEHICLE THEFT</b>		<b>7</b>
Motor Vehicle Theft		7
<b>ARSON</b>		<b>3</b>
Arson		3
<b>COUNTERFEITING/FORGERY</b>		<b>12</b>
Counterfeiting/Forgery		12
<b>DESTRUCTION/DAMAGE/VANDALISM OF PROPERTY</b>		<b>51</b>
Destruction/Damage/Vandalism of Property		51
<b>EMBEZZLEMENT</b>		<b>5</b>
Embezzlement		5
<b>FRAUD OFFENSES</b>		<b>12</b>
False Pretenses/Swindle/Confidence Game		12
<b>STOLEN PROPERTY OFFENSES</b>		<b>3</b>
Stolen Property Offenses		3
<b>DRUG/NARCOTIC OFFENSES</b>		<b>34</b>
Drug Equipment Violations		2
Drug/Narcotic Violations		34
<b>WEAPON LAW VIOLATIONS</b>		<b>3</b>
Weapon Law Violations		3

# Offenses (Group "A") by Agency

2005

COUNTY

AGENCY

OFFENSE CATEGORY

OFFENSE

# OF OFFENSES

<u>Logan SP</u>	<u>TOTAL</u>	<u>2,220</u>
<b>HOMICIDE OFFENSES</b>		<b>2</b>
Murder and Nonnegligent Manslaughter		2
<b>SEX OFFENSES, FORCIBLE</b>		<b>23</b>
Forcible Fondling		12
Forcible Rape		8
Forcible Sodomy		1
Sexual Assault With An Object		2
<b>SEX OFFENSES, NONFORCIBLE</b>		<b>2</b>
Statutory Rape		2
<b>ASSAULT OFFENSES</b>		<b>457</b>
Aggravated Assault		64
Intimidation		77
Simple Assault		319
<b>ROBBERY</b>		<b>15</b>
Robbery		15
<b>BURGLARY/BREAKING &amp; ENTERING</b>		<b>261</b>
Burglary/Breaking & Entering		261
<b>LARCENY/THEFT OFFENSES</b>		<b>678</b>
All Other Larceny		185
Shoplifting		11
Theft From Building		158
Theft From Coin Operated Machine or Device		5
Theft From Motor Vehicle		133
Theft of Motor Vehicle Parts/Accessories		194
<b>MOTOR VEHICLE THEFT</b>		<b>121</b>
Motor Vehicle Theft		121
<b>ARSON</b>		<b>5</b>
Arson		5
<b>COUNTERFEITING/FORGERY</b>		<b>49</b>
Counterfeiting/Forgery		49
<b>DESTRUCTION/DAMAGE/VANDALISM OF PROPERTY</b>		<b>284</b>
Destruction/Damage/Vandalism of Property		284
<b>EXTORTION/BLACKMAIL</b>		<b>1</b>
Extortion/Blackmail		1
<b>FRAUD OFFENSES</b>		<b>58</b>
False Pretenses/Swindle/Confidence Game		50



# Offenses (Group "A") by Agency

2005

COUNTY

AGENCY

OFFENSE CATEGORY

OFFENSE

# OF OFFENSES

	Impersonation	6
	Wire Fraud	4
	<b>STOLEN PROPERTY OFFENSES</b>	<b>11</b>
	Stolen Property Offenses	11
	<b>DRUG/NARCOTIC OFFENSES</b>	<b>219</b>
	Drug Equipment Violations	6
	Drug/Narcotic Violations	214
	<b>PORNOGRAPHY/OBSCENE MATERIAL</b>	<b>1</b>
	Pornography/Obscene Material	1
	<b>PROSTITUTION OFFENSES</b>	<b>7</b>
	Assisting or Promoting Prostitution	7
	<b>WEAPON LAW VIOLATIONS</b>	<b>12</b>
	Weapon Law Violations	12
<b>Man PD</b>	<b>TOTAL</b>	<b>14</b>
	<b>BURGLARY/BREAKING &amp; ENTERING</b>	<b>1</b>
	Burglary/Breaking & Entering	1
	<b>LARCENY/THEFT OFFENSES</b>	<b>1</b>
	Theft From Motor Vehicle	1
	<b>COUNTERFEITING/FORGERY</b>	<b>1</b>
	Counterfeiting/Forgery	1
	<b>DESTRUCTION/DAMAGE/VANDALISM OF PROPERTY</b>	<b>1</b>
	Destruction/Damage/Vandalism of Property	1
	<b>DRUG/NARCOTIC OFFENSES</b>	<b>9</b>
	Drug/Narcotic Violations	9
	<b>WEAPON LAW VIOLATIONS</b>	<b>1</b>
	Weapon Law Violations	1
<b>tf U S 119 Task Force</b>	<b>TOTAL</b>	<b>89</b>
	<b>EMBEZZLEMENT</b>	<b>1</b>
	Embezzlement	1
	<b>DRUG/NARCOTIC OFFENSES</b>	<b>83</b>
	Drug Equipment Violations	1
	Drug/Narcotic Violations	82
	<b>PROSTITUTION OFFENSES</b>	<b>3</b>
	Assisting or Promoting Prostitution	3
	<b>WEAPON LAW VIOLATIONS</b>	<b>2</b>
	Weapon Law Violations	2

# Offenses (Group "A") by Agency

2005

COUNTY

AGENCY

OFFENSE CATEGORY

OFFENSE

# OF OFFENSES

COUNTY	AGENCY	OFFENSE CATEGORY	OFFENSE	# OF OFFENSES
	<b>West Logan PD</b>	<b>TOTAL</b>		<b>11</b>
		<b>ASSAULT OFFENSES</b>		<b>2</b>
		Simple Assault		2
		<b>BURGLARY/BREAKING &amp; ENTERING</b>		<b>1</b>
		Burglary/Breaking & Entering		1
		<b>LARCENY/THEFT OFFENSES</b>		<b>6</b>
		All Other Larceny		6
		<b>MOTOR VEHICLE THEFT</b>		<b>1</b>
		Motor Vehicle Theft		1
		<b>DESTRUCTION/DAMAGE/VANDALISM OF PROPERTY</b>		<b>1</b>
		Destruction/Damage/Vandalism of Property		1
<b>MARION</b>	<b>County TOTAL</b>			<b>2345</b>
	<b>BCI - Fairmont</b>	<b>TOTAL</b>		<b>26</b>
		<b>DRUG/NARCOTIC OFFENSES</b>		<b>26</b>
		Drug/Narcotic Violations		26
	<b>Fairmont Campus Police</b>	<b>TOTAL</b>		<b>123</b>
		<b>ASSAULT OFFENSES</b>		<b>10</b>
		Intimidation		4
		Simple Assault		6
		<b>BURGLARY/BREAKING &amp; ENTERING</b>		<b>31</b>
		Burglary/Breaking & Entering		31
		<b>LARCENY/THEFT OFFENSES</b>		<b>35</b>
		All Other Larceny		1
		Shoplifting		1
		Theft From Building		29
		Theft From Motor Vehicle		3
		Theft of Motor Vehicle Parts/Accessories		1
		<b>DESTRUCTION/DAMAGE/VANDALISM OF PROPERTY</b>		<b>45</b>
		Destruction/Damage/Vandalism of Property		45
		<b>STOLEN PROPERTY OFFENSES</b>		<b>1</b>
		Stolen Property Offenses		1
		<b>DRUG/NARCOTIC OFFENSES</b>		<b>1</b>
		Drug/Narcotic Violations		1

# Offenses (Group "A") by Agency

2005

COUNTY

AGENCY

OFFENSE CATEGORY

OFFENSE

# OF OFFENSES

<u>Fairmont PD</u>	<u>TOTAL</u>	<u>1,147</u>
<b>SEX OFFENSES, FORCIBLE</b>		<b>15</b>
Forcible Fondling		3
Forcible Rape		12
<b>SEX OFFENSES, NONFORCIBLE</b>		<b>7</b>
Statutory Rape		7
<b>ASSAULT OFFENSES</b>		<b>211</b>
Aggravated Assault		21
Intimidation		7
Simple Assault		184
<b>KIDNAPING/ABDUCTION</b>		<b>2</b>
Kidnaping/Abduction		2
<b>ROBBERY</b>		<b>19</b>
Robbery		19
<b>BURGLARY/BREAKING &amp; ENTERING</b>		<b>127</b>
Burglary/Breaking & Entering		127
<b>LARCENY/THEFT OFFENSES</b>		<b>335</b>
All Other Larceny		116
Shoplifting		38
Theft From Building		80
Theft From Coin Operated Machine or Device		3
Theft From Motor Vehicle		96
Theft of Motor Vehicle Parts/Accessories		3
<b>MOTOR VEHICLE THEFT</b>		<b>37</b>
Motor Vehicle Theft		37
<b>ARSON</b>		<b>13</b>
Arson		13
<b>COUNTERFEITING/FORGERY</b>		<b>33</b>
Counterfeiting/Forgery		33
<b>DESTRUCTION/DAMAGE/VANDALISM OF PROPERTY</b>		<b>288</b>
Destruction/Damage/Vandalism of Property		288
<b>EMBEZZLEMENT</b>		<b>8</b>
Embezzlement		8
<b>FRAUD OFFENSES</b>		<b>31</b>
Credit Card/Automatic Teller Fraud		14
False Pretenses/Swindle/Confidence Game		17
<b>DRUG/NARCOTIC OFFENSES</b>		<b>15</b>

# Offenses (Group "A") by Agency

---

2005

COUNTY

AGENCY

OFFENSE CATEGORY

OFFENSE

# OF OFFENSES

---

Drug/Narcotic Violations	15
<b>WEAPON LAW VIOLATIONS</b>	<b>4</b>
Weapon Law Violations	4

# Offenses (Group "A") by Agency

2005

COUNTY

AGENCY

OFFENSE CATEGORY

OFFENSE

# OF OFFENSES

<u>Fairmont SP</u>	<u>TOTAL</u>	<u>334</u>
<b>SEX OFFENSES, FORCIBLE</b>		<b>8</b>
Forcible Fondling		1
Forcible Rape		4
Forcible Sodomy		1
Sexual Assault With An Object		2
<b>ASSAULT OFFENSES</b>		<b>68</b>
Aggravated Assault		13
Intimidation		9
Simple Assault		46
<b>BURGLARY/BREAKING &amp; ENTERING</b>		<b>25</b>
Burglary/Breaking & Entering		25
<b>LARCENY/THEFT OFFENSES</b>		<b>103</b>
All Other Larceny		53
Purse-snatching		1
Shoplifting		5
Theft From Building		3
Theft From Motor Vehicle		20
Theft of Motor Vehicle Parts/Accessories		21
<b>MOTOR VEHICLE THEFT</b>		<b>14</b>
Motor Vehicle Theft		14
<b>COUNTERFEITING/FORGERY</b>		<b>5</b>
Counterfeiting/Forgery		5
<b>DESTRUCTION/DAMAGE/VANDALISM OF PROPERTY</b>		<b>66</b>
Destruction/Damage/Vandalism of Property		66
<b>EMBEZZLEMENT</b>		<b>3</b>
Embezzlement		3
<b>FRAUD OFFENSES</b>		<b>22</b>
Credit Card/Automatic Teller Fraud		3
False Pretenses/Swindle/Confidence Game		18
Impersonation		1
<b>STOLEN PROPERTY OFFENSES</b>		<b>1</b>
Stolen Property Offenses		1
<b>DRUG/NARCOTIC OFFENSES</b>		<b>16</b>
Drug Equipment Violations		1
Drug/Narcotic Violations		16

# Offenses (Group "A") by Agency

2005

COUNTY

AGENCY

OFFENSE CATEGORY

OFFENSE

# OF OFFENSES

		# OF OFFENSES
	<b>WEAPON LAW VIOLATIONS</b>	<b>2</b>
	Weapon Law Violations	2
<b>Fairview PD</b>	<b>TOTAL</b>	<b>1</b>
	<b>ASSAULT OFFENSES</b>	<b>1</b>
	Aggravated Assault	1
<b>Mannington PD</b>	<b>TOTAL</b>	<b>23</b>
	<b>ASSAULT OFFENSES</b>	<b>10</b>
	Aggravated Assault	1
	Intimidation	2
	Simple Assault	7
	<b>BURGLARY/BREAKING &amp; ENTERING</b>	<b>2</b>
	Burglary/Breaking & Entering	2
	<b>LARCENY/THEFT OFFENSES</b>	<b>6</b>
	All Other Larceny	3
	Shoplifting	2
	Theft From Building	1
	<b>DESTRUCTION/DAMAGE/VANDALISM OF PROPERTY</b>	<b>2</b>
	Destruction/Damage/Vandalism of Property	2
	<b>DRUG/NARCOTIC OFFENSES</b>	<b>3</b>
	Drug/Narcotic Violations	3

# Offenses (Group "A") by Agency

2005

COUNTY

AGENCY

OFFENSE CATEGORY

OFFENSE

# OF OFFENSES

Marion Co SO	TOTAL	632
<b>SEX OFFENSES, FORCIBLE</b>		<b>5</b>
Forcible Rape		5
<b>SEX OFFENSES, NONFORCIBLE</b>		<b>4</b>
Statutory Rape		4
<b>ASSAULT OFFENSES</b>		<b>228</b>
Aggravated Assault		14
Intimidation		31
Simple Assault		183
<b>ROBBERY</b>		<b>3</b>
Robbery		3
<b>BURGLARY/BREAKING &amp; ENTERING</b>		<b>57</b>
Burglary/Breaking & Entering		57
<b>LARCENY/THEFT OFFENSES</b>		<b>129</b>
All Other Larceny		88
Pocket-picking		1
Purse-snatching		5
Shoplifting		4
Theft From Building		7
Theft From Coin Operated Machine or Device		4
Theft From Motor Vehicle		12
Theft of Motor Vehicle Parts/Accessories		8
<b>MOTOR VEHICLE THEFT</b>		<b>27</b>
Motor Vehicle Theft		27
<b>ARSON</b>		<b>2</b>
Arson		2
<b>COUNTERFEITING/FORGERY</b>		<b>9</b>
Counterfeiting/Forgery		9
<b>DESTRUCTION/DAMAGE/VANDALISM OF PROPERTY</b>		<b>124</b>
Destruction/Damage/Vandalism of Property		124
<b>FRAUD OFFENSES</b>		<b>23</b>
Credit Card/Automatic Teller Fraud		10
False Pretenses/Swindle/Confidence Game		13
<b>STOLEN PROPERTY OFFENSES</b>		<b>2</b>
Stolen Property Offenses		2
<b>DRUG/NARCOTIC OFFENSES</b>		<b>12</b>
Drug/Narcotic Violations		12

# Offenses (Group "A") by Agency

2005

COUNTY

AGENCY

OFFENSE CATEGORY

OFFENSE

# OF OFFENSES

		# OF OFFENSES
<b>WEAPON LAW VIOLATIONS</b>		<b>7</b>
	Weapon Law Violations	7
<b>Monongah PD</b>	<b>TOTAL</b>	<b>28</b>
<b>SEX OFFENSES, NONFORCIBLE</b>		<b>1</b>
	Statutory Rape	1
<b>ASSAULT OFFENSES</b>		<b>6</b>
	Aggravated Assault	1
	Intimidation	1
	Simple Assault	4
<b>BURGLARY/BREAKING &amp; ENTERING</b>		<b>4</b>
	Burglary/Breaking & Entering	4
<b>LARCENY/THEFT OFFENSES</b>		<b>10</b>
	All Other Larceny	4
	Theft From Motor Vehicle	6
<b>DESTRUCTION/DAMAGE/VANDALISM OF PROPERTY</b>		<b>4</b>
	Destruction/Damage/Vandalism of Property	4
<b>FRAUD OFFENSES</b>		<b>1</b>
	Credit Card/Automatic Teller Fraud	1
<b>DRUG/NARCOTIC OFFENSES</b>		<b>1</b>
	Drug/Narcotic Violations	1
<b>WEAPON LAW VIOLATIONS</b>		<b>1</b>
	Weapon Law Violations	1
<b>Rivesville PD</b>	<b>TOTAL</b>	<b>2</b>
<b>ASSAULT OFFENSES</b>		<b>2</b>
	Aggravated Assault	1
	Simple Assault	1
<b>TF--3 RIVERS</b>	<b>TOTAL</b>	<b>29</b>
<b>DRUG/NARCOTIC OFFENSES</b>		<b>26</b>
	Drug/Narcotic Violations	26
<b>GAMBLING OFFENSES</b>		<b>1</b>
	Operating/Promoting/Assisting Gambling	1
<b>PROSTITUTION OFFENSES</b>		<b>2</b>
	Assisting or Promoting Prostitution	2
<b>Marshall County</b>	<b>TOTAL</b>	<b>1322</b>



# Offenses (Group "A") by Agency

2005

COUNTY

AGENCY

OFFENSE CATEGORY

OFFENSE

# OF OFFENSES

<u>Benwood PD</u>	<u>TOTAL</u>	<u>13</u>
<b>ASSAULT OFFENSES</b>		<b>6</b>
Aggravated Assault		1
Simple Assault		5
<b>BURGLARY/BREAKING &amp; ENTERING</b>		<b>2</b>
Burglary/Breaking & Entering		2
<b>LARCENY/THEFT OFFENSES</b>		<b>1</b>
Shoplifting		1
<b>DESTRUCTION/DAMAGE/VANDALISM OF PROPERTY</b>		<b>2</b>
Destruction/Damage/Vandalism of Property		2
<b>DRUG/NARCOTIC OFFENSES</b>		<b>1</b>
Drug/Narcotic Violations		1
<b>WEAPON LAW VIOLATIONS</b>		<b>1</b>
Weapon Law Violations		1
<u>Cameron PD</u>	<u>TOTAL</u>	<u>32</u>
<b>ASSAULT OFFENSES</b>		<b>10</b>
Aggravated Assault		4
Intimidation		1
Simple Assault		5
<b>BURGLARY/BREAKING &amp; ENTERING</b>		<b>1</b>
Burglary/Breaking & Entering		1
<b>LARCENY/THEFT OFFENSES</b>		<b>7</b>
All Other Larceny		1
Theft From Motor Vehicle		6
<b>MOTOR VEHICLE THEFT</b>		<b>1</b>
Motor Vehicle Theft		1
<b>DESTRUCTION/DAMAGE/VANDALISM OF PROPERTY</b>		<b>9</b>
Destruction/Damage/Vandalism of Property		9
<b>FRAUD OFFENSES</b>		<b>3</b>
False Pretenses/Swindle/Confidence Game		3
<b>DRUG/NARCOTIC OFFENSES</b>		<b>1</b>
Drug/Narcotic Violations		1

# Offenses (Group "A") by Agency

2005

COUNTY

AGENCY

OFFENSE CATEGORY

OFFENSE

# OF OFFENSES

<u>Glen Dale PD</u>	<u>TOTAL</u>	<u>89</u>
<b>ASSAULT OFFENSES</b>		<b>10</b>
Intimidation		2
Simple Assault		8
<b>BURGLARY/BREAKING &amp; ENTERING</b>		<b>9</b>
Burglary/Breaking & Entering		9
<b>LARCENY/THEFT OFFENSES</b>		<b>34</b>
All Other Larceny		15
Shoplifting		2
Theft From Coin Operated Machine or Device		1
Theft From Motor Vehicle		14
Theft of Motor Vehicle Parts/Accessories		3
<b>ARSON</b>		<b>1</b>
Arson		1
<b>COUNTERFEITING/FORGERY</b>		<b>1</b>
Counterfeiting/Forgery		1
<b>DESTRUCTION/DAMAGE/VANDALISM OF PROPERTY</b>		<b>23</b>
Destruction/Damage/Vandalism of Property		23
<b>FRAUD OFFENSES</b>		<b>3</b>
Credit Card/Automatic Teller Fraud		1
False Pretenses/Swindle/Confidence Game		2
<b>DRUG/NARCOTIC OFFENSES</b>		<b>5</b>
Drug Equipment Violations		1
Drug/Narcotic Violations		5
<b>WEAPON LAW VIOLATIONS</b>		<b>1</b>
Weapon Law Violations		1

# Offenses (Group "A") by Agency

2005

COUNTY

AGENCY

OFFENSE CATEGORY

OFFENSE

# OF OFFENSES

Marshall Co SO	TOTAL	499
<b>SEX OFFENSES, FORCIBLE</b>		<b>4</b>
Forcible Fondling		2
Forcible Rape		1
Forcible Sodomy		1
<b>ASSAULT OFFENSES</b>		<b>166</b>
Aggravated Assault		8
Intimidation		60
Simple Assault		98
<b>KIDNAPING/ABDUCTION</b>		<b>1</b>
Kidnaping/Abduction		1
<b>ROBBERY</b>		<b>1</b>
Robbery		1
<b>BURGLARY/BREAKING &amp; ENTERING</b>		<b>44</b>
Burglary/Breaking & Entering		44
<b>LARCENY/THEFT OFFENSES</b>		<b>112</b>
All Other Larceny		69
Purse-snatching		1
Theft From Building		9
Theft From Coin Operated Machine or Device		2
Theft From Motor Vehicle		26
Theft of Motor Vehicle Parts/Accessories		5
<b>MOTOR VEHICLE THEFT</b>		<b>12</b>
Motor Vehicle Theft		12
<b>COUNTERFEITING/FORGERY</b>		<b>8</b>
Counterfeiting/Forgery		8
<b>DESTRUCTION/DAMAGE/VANDALISM OF PROPERTY</b>		<b>116</b>
Destruction/Damage/Vandalism of Property		116
<b>EMBEZZLEMENT</b>		<b>1</b>
Embezzlement		1
<b>FRAUD OFFENSES</b>		<b>14</b>
Credit Card/Automatic Teller Fraud		3
False Pretenses/Swindle/Confidence Game		10
Welfare Fraud		1
<b>DRUG/NARCOTIC OFFENSES</b>		<b>18</b>
Drug/Narcotic Violations		18

# Offenses (Group "A") by Agency

2005

COUNTY

AGENCY

OFFENSE CATEGORY

OFFENSE

# OF OFFENSES

		# OF OFFENSES
<b>WEAPON LAW VIOLATIONS</b>		<b>2</b>
	Weapon Law Violations	2
<b>Mc Mechen PD</b>	<b>TOTAL</b>	<b>15</b>
<b>ASSAULT OFFENSES</b>		<b>1</b>
	Simple Assault	1
<b>BURGLARY/BREAKING &amp; ENTERING</b>		<b>2</b>
	Burglary/Breaking & Entering	2
<b>LARCENY/THEFT OFFENSES</b>		<b>9</b>
	Theft From Building	1
	Theft From Motor Vehicle	6
	Theft of Motor Vehicle Parts/Accessories	2
<b>DESTRUCTION/DAMAGE/VANDALISM OF PROPERTY</b>		<b>3</b>
	Destruction/Damage/Vandalism of Property	3

# Offenses (Group "A") by Agency

2005

COUNTY

AGENCY

OFFENSE CATEGORY

OFFENSE

# OF OFFENSES

<u>Moundsville PD</u>	<u>TOTAL</u>	<u>547</u>
<b>HOMICIDE OFFENSES</b>		<b>1</b>
Murder and Nonnegligent Manslaughter		1
<b>SEX OFFENSES, FORCIBLE</b>		<b>7</b>
Forcible Fondling		3
Forcible Rape		2
Forcible Sodomy		2
<b>SEX OFFENSES, NONFORCIBLE</b>		<b>1</b>
Statutory Rape		1
<b>ASSAULT OFFENSES</b>		<b>92</b>
Aggravated Assault		8
Intimidation		5
Simple Assault		80
<b>ROBBERY</b>		<b>1</b>
Robbery		1
<b>BURGLARY/BREAKING &amp; ENTERING</b>		<b>72</b>
Burglary/Breaking & Entering		72
<b>LARCENY/THEFT OFFENSES</b>		<b>183</b>
All Other Larceny		69
Pocket-picking		1
Purse-snatching		1
Shoplifting		27
Theft From Building		3
Theft From Coin Operated Machine or Device		5
Theft From Motor Vehicle		71
Theft of Motor Vehicle Parts/Accessories		7
<b>MOTOR VEHICLE THEFT</b>		<b>18</b>
Motor Vehicle Theft		18
<b>ARSON</b>		<b>2</b>
Arson		2
<b>COUNTERFEITING/FORGERY</b>		<b>13</b>
Counterfeiting/Forgery		13
<b>DESTRUCTION/DAMAGE/VANDALISM OF PROPERTY</b>		<b>107</b>
Destruction/Damage/Vandalism of Property		107
<b>EMBEZZLEMENT</b>		<b>1</b>
Embezzlement		1

# Offenses (Group "A") by Agency

2005

COUNTY

AGENCY

OFFENSE CATEGORY

OFFENSE

# OF OFFENSES

<b>FRAUD OFFENSES</b>	<b>19</b>
Credit Card/Automatic Teller Fraud	3
False Pretenses/Swindle/Confidence Game	16
<b>STOLEN PROPERTY OFFENSES</b>	<b>1</b>
Stolen Property Offenses	1
<b>DRUG/NARCOTIC OFFENSES</b>	<b>22</b>
Drug/Narcotic Violations	22
<b>WEAPON LAW VIOLATIONS</b>	<b>5</b>
Weapon Law Violations	5
<b>Moundsville SP</b>	<b>TOTAL</b>
	<b>127</b>
<b>SEX OFFENSES, FORCIBLE</b>	<b>2</b>
Forcible Fondling	2
<b>ASSAULT OFFENSES</b>	<b>29</b>
Aggravated Assault	4
Intimidation	8
Simple Assault	17
<b>BURGLARY/BREAKING &amp; ENTERING</b>	<b>11</b>
Burglary/Breaking & Entering	11
<b>LARCENY/THEFT OFFENSES</b>	<b>20</b>
All Other Larceny	4
Theft From Building	6
Theft From Motor Vehicle	1
Theft of Motor Vehicle Parts/Accessories	9
<b>MOTOR VEHICLE THEFT</b>	<b>1</b>
Motor Vehicle Theft	1
<b>COUNTERFEITING/FORGERY</b>	<b>6</b>
Counterfeiting/Forgery	6
<b>DESTRUCTION/DAMAGE/VANDALISM OF PROPERTY</b>	<b>13</b>
Destruction/Damage/Vandalism of Property	13
<b>FRAUD OFFENSES</b>	<b>5</b>
False Pretenses/Swindle/Confidence Game	5
<b>DRUG/NARCOTIC OFFENSES</b>	<b>36</b>
Drug/Narcotic Violations	36
<b>GAMBLING OFFENSES</b>	<b>2</b>
Gambling Equipment Violations	2
<b>WEAPON LAW VIOLATIONS</b>	<b>2</b>
Weapon Law Violations	2

# Offenses (Group "A") by Agency

2005

COUNTY

AGENCY

OFFENSE CATEGORY

OFFENSE

# OF OFFENSES

Mason	County	TOTAL		
				1103
<u>DNR - 5 - Mason</u>		<u>TOTAL</u>		<u>1</u>
		<b>WEAPON LAW VIOLATIONS</b>		<b>1</b>
		Weapon Law Violations		1
<u>FIRE MARSHAL - Mason</u>		<u>TOTAL</u>		<u>3</u>
		<b>ARSON</b>		<b>3</b>
		Arson		3

# Offenses (Group "A") by Agency

2005

COUNTY

AGENCY

OFFENSE CATEGORY

OFFENSE

# OF OFFENSES

<u>Mason Co SO</u>	<u>TOTAL</u>	<u>296</u>
<b>SEX OFFENSES, FORCIBLE</b>		<b>2</b>
Forcible Fondling		2
<b>ASSAULT OFFENSES</b>		<b>94</b>
Aggravated Assault		14
Intimidation		16
Simple Assault		64
<b>KIDNAPING/ABDUCTION</b>		<b>1</b>
Kidnaping/Abduction		1
<b>ROBBERY</b>		<b>1</b>
Robbery		1
<b>BURGLARY/BREAKING &amp; ENTERING</b>		<b>35</b>
Burglary/Breaking & Entering		35
<b>LARCENY/THEFT OFFENSES</b>		<b>9</b>
All Other Larceny		8
Theft From Motor Vehicle		1
<b>MOTOR VEHICLE THEFT</b>		<b>25</b>
Motor Vehicle Theft		25
<b>COUNTERFEITING/FORGERY</b>		<b>6</b>
Counterfeiting/Forgery		6
<b>DESTRUCTION/DAMAGE/VANDALISM OF PROPERTY</b>		<b>98</b>
Destruction/Damage/Vandalism of Property		98
<b>FRAUD OFFENSES</b>		<b>14</b>
Credit Card/Automatic Teller Fraud		1
False Pretenses/Swindle/Confidence Game		9
Impersonation		4
<b>STOLEN PROPERTY OFFENSES</b>		<b>2</b>
Stolen Property Offenses		2
<b>DRUG/NARCOTIC OFFENSES</b>		<b>7</b>
Drug Equipment Violations		1
Drug/Narcotic Violations		6
<b>WEAPON LAW VIOLATIONS</b>		<b>2</b>
Weapon Law Violations		2



# Offenses (Group "A") by Agency

2005

COUNTY

AGENCY

OFFENSE CATEGORY

OFFENSE

# OF OFFENSES

<u>New Haven PD</u>	<u>TOTAL</u>	<u>17</u>
<b>SEX OFFENSES, FORCIBLE</b>		<b>1</b>
Forcible Fondling		1
<b>ASSAULT OFFENSES</b>		<b>4</b>
Simple Assault		4
<b>BURGLARY/BREAKING &amp; ENTERING</b>		<b>3</b>
Burglary/Breaking & Entering		3
<b>LARCENY/THEFT OFFENSES</b>		<b>4</b>
Purse-snatching		1
Theft From Building		1
Theft From Coin Operated Machine or Device		1
Theft From Motor Vehicle		1
<b>COUNTERFEITING/FORGERY</b>		<b>1</b>
Counterfeiting/Forgery		1
<b>DESTRUCTION/DAMAGE/VANDALISM OF PROPERTY</b>		<b>2</b>
Destruction/Damage/Vandalism of Property		2
<b>DRUG/NARCOTIC OFFENSES</b>		<b>1</b>
Drug/Narcotic Violations		1
<b>WEAPON LAW VIOLATIONS</b>		<b>1</b>
Weapon Law Violations		1

# Offenses (Group "A") by Agency

2005

COUNTY

AGENCY

OFFENSE CATEGORY

OFFENSE

# OF OFFENSES

Point Pleasant PD	TOTAL	558
<b>SEX OFFENSES, NONFORCIBLE</b>		<b>1</b>
Statutory Rape		1
<b>ASSAULT OFFENSES</b>		<b>107</b>
Aggravated Assault		6
Intimidation		32
Simple Assault		69
<b>ROBBERY</b>		<b>2</b>
Robbery		2
<b>BURGLARY/BREAKING &amp; ENTERING</b>		<b>73</b>
Burglary/Breaking & Entering		73
<b>LARCENY/THEFT OFFENSES</b>		<b>180</b>
All Other Larceny		60
Pocket-picking		1
Purse-snatching		1
Shoplifting		16
Theft From Building		59
Theft From Coin Operated Machine or Device		2
Theft From Motor Vehicle		33
Theft of Motor Vehicle Parts/Accessories		9
<b>MOTOR VEHICLE THEFT</b>		<b>9</b>
Motor Vehicle Theft		9
<b>ARSON</b>		<b>3</b>
Arson		3
<b>COUNTERFEITING/FORGERY</b>		<b>19</b>
Counterfeiting/Forgery		19
<b>DESTRUCTION/DAMAGE/VANDALISM OF PROPERTY</b>		<b>108</b>
Destruction/Damage/Vandalism of Property		108
<b>EMBEZZLEMENT</b>		<b>1</b>
Embezzlement		1
<b>FRAUD OFFENSES</b>		<b>8</b>
False Pretenses/Swindle/Confidence Game		8
<b>STOLEN PROPERTY OFFENSES</b>		<b>2</b>
Stolen Property Offenses		2
<b>DRUG/NARCOTIC OFFENSES</b>		<b>37</b>
Drug Equipment Violations		5
Drug/Narcotic Violations		36

# Offenses (Group "A") by Agency

2005

COUNTY

AGENCY

OFFENSE CATEGORY

OFFENSE

# OF OFFENSES

<b>WEAPON LAW VIOLATIONS</b>	<b>3</b>
Weapon Law Violations	3
<b>Point Pleasant SP</b>	<b>228</b>
<b>SEX OFFENSES, FORCIBLE</b>	<b>2</b>
Forcible Fondling	2
<b>ASSAULT OFFENSES</b>	<b>30</b>
Aggravated Assault	6
Intimidation	6
Simple Assault	19
<b>BURGLARY/BREAKING &amp; ENTERING</b>	<b>33</b>
Burglary/Breaking & Entering	33
<b>LARCENY/THEFT OFFENSES</b>	<b>55</b>
All Other Larceny	25
Shoplifting	1
Theft From Building	3
Theft From Motor Vehicle	7
Theft of Motor Vehicle Parts/Accessories	19
<b>MOTOR VEHICLE THEFT</b>	<b>7</b>
Motor Vehicle Theft	7
<b>ARSON</b>	<b>3</b>
Arson	3
<b>COUNTERFEITING/FORGERY</b>	<b>2</b>
Counterfeiting/Forgery	2
<b>DESTRUCTION/DAMAGE/VANDALISM OF PROPERTY</b>	<b>21</b>
Destruction/Damage/Vandalism of Property	21
<b>FRAUD OFFENSES</b>	<b>7</b>
False Pretenses/Swindle/Confidence Game	7
<b>STOLEN PROPERTY OFFENSES</b>	<b>2</b>
Stolen Property Offenses	2
<b>DRUG/NARCOTIC OFFENSES</b>	<b>64</b>
Drug Equipment Violations	1
Drug/Narcotic Violations	63
<b>WEAPON LAW VIOLATIONS</b>	<b>1</b>
Weapon Law Violations	1

**McDowell County TOTAL 888**

# Offenses (Group "A") by Agency

2005

COUNTY

AGENCY

OFFENSE CATEGORY

OFFENSE

# OF OFFENSES

AGENCY	OFFENSE CATEGORY	OFFENSE	# OF OFFENSES
<b>Bradshaw PD</b>	<b>TOTAL</b>		<b>1</b>
	<b>LARCENY/THEFT OFFENSES</b>		<b>1</b>
	All Other Larceny		1
<b>DNR - 4 - McDowell</b>	<b>TOTAL</b>		<b>3</b>
	<b>DRUG/NARCOTIC OFFENSES</b>		<b>3</b>
	Drug/Narcotic Violations		3
<b>FIRE MARSHAL - McDOWELL</b>	<b>TOTAL</b>		<b>10</b>
	<b>ARSON</b>		<b>10</b>
	Arson		10

# Offenses (Group "A") by Agency

2005

COUNTY

AGENCY

OFFENSE CATEGORY

OFFENSE

# OF OFFENSES

Mc Dowell Co SO	TOTAL	379
<b>HOMICIDE OFFENSES</b>		<b>1</b>
Murder and Nonnegligent Manslaughter		1
<b>SEX OFFENSES, NONFORCIBLE</b>		<b>1</b>
Statutory Rape		1
<b>ASSAULT OFFENSES</b>		<b>150</b>
Aggravated Assault		19
Intimidation		44
Simple Assault		88
<b>ROBBERY</b>		<b>2</b>
Robbery		2
<b>BURGLARY/BREAKING &amp; ENTERING</b>		<b>42</b>
Burglary/Breaking & Entering		42
<b>LARCENY/THEFT OFFENSES</b>		<b>50</b>
All Other Larceny		12
Shoplifting		1
Theft From Building		26
Theft From Motor Vehicle		3
Theft of Motor Vehicle Parts/Accessories		8
<b>MOTOR VEHICLE THEFT</b>		<b>21</b>
Motor Vehicle Theft		21
<b>ARSON</b>		<b>2</b>
Arson		2
<b>COUNTERFEITING/FORGERY</b>		<b>8</b>
Counterfeiting/Forgery		8
<b>DESTRUCTION/DAMAGE/VANDALISM OF PROPERTY</b>		<b>51</b>
Destruction/Damage/Vandalism of Property		51
<b>FRAUD OFFENSES</b>		<b>8</b>
Credit Card/Automatic Teller Fraud		1
False Pretenses/Swindle/Confidence Game		7
<b>STOLEN PROPERTY OFFENSES</b>		<b>1</b>
Stolen Property Offenses		1
<b>DRUG/NARCOTIC OFFENSES</b>		<b>37</b>
Drug/Narcotic Violations		37
<b>WEAPON LAW VIOLATIONS</b>		<b>4</b>
Weapon Law Violations		4

# Offenses (Group "A") by Agency

2005

COUNTY

AGENCY

OFFENSE CATEGORY

OFFENSE

# OF OFFENSES

AGENCY	TOTAL	# OF OFFENSES
<b>North Fork PD</b>	<b>TOTAL</b>	<b>1</b>
<b>SEX OFFENSES, FORCIBLE</b>		<b>1</b>
Forcible Fondling		1
<b>Welch PD</b>	<b>TOTAL</b>	<b>379</b>
<b>ASSAULT OFFENSES</b>		<b>111</b>
Aggravated Assault		16
Intimidation		7
Simple Assault		89
<b>BURGLARY/BREAKING &amp; ENTERING</b>		<b>32</b>
Burglary/Breaking & Entering		32
<b>LARCENY/THEFT OFFENSES</b>		<b>116</b>
All Other Larceny		17
Pocket-picking		3
Purse-snatching		1
Shoplifting		16
Theft From Building		46
Theft From Coin Operated Machine or Device		6
Theft From Motor Vehicle		17
Theft of Motor Vehicle Parts/Accessories		10
<b>MOTOR VEHICLE THEFT</b>		<b>6</b>
Motor Vehicle Theft		6
<b>COUNTERFEITING/FORGERY</b>		<b>11</b>
Counterfeiting/Forgery		11
<b>DESTRUCTION/DAMAGE/VANDALISM OF PROPERTY</b>		<b>77</b>
Destruction/Damage/Vandalism of Property		77
<b>FRAUD OFFENSES</b>		<b>2</b>
Credit Card/Automatic Teller Fraud		1
False Pretenses/Swindle/Confidence Game		1
Impersonation		1
<b>STOLEN PROPERTY OFFENSES</b>		<b>3</b>
Stolen Property Offenses		3
<b>DRUG/NARCOTIC OFFENSES</b>		<b>13</b>
Drug/Narcotic Violations		13
<b>WEAPON LAW VIOLATIONS</b>		<b>6</b>
Weapon Law Violations		6

# Offenses (Group "A") by Agency

2005

COUNTY

AGENCY

OFFENSE CATEGORY

OFFENSE

# OF OFFENSES

Welch SP	TOTAL	115
<b>SEX OFFENSES, FORCIBLE</b>		<b>1</b>
Forcible Fondling		1
<b>ASSAULT OFFENSES</b>		<b>37</b>
Aggravated Assault		13
Intimidation		6
Simple Assault		19
<b>ROBBERY</b>		<b>2</b>
Robbery		2
<b>BURGLARY/BREAKING &amp; ENTERING</b>		<b>21</b>
Burglary/Breaking & Entering		21
<b>LARCENY/THEFT OFFENSES</b>		<b>26</b>
All Other Larceny		16
Theft From Building		4
Theft From Motor Vehicle		3
Theft of Motor Vehicle Parts/Accessories		3
<b>MOTOR VEHICLE THEFT</b>		<b>7</b>
Motor Vehicle Theft		7
<b>ARSON</b>		<b>1</b>
Arson		1
<b>DESTRUCTION/DAMAGE/VANDALISM OF PROPERTY</b>		<b>15</b>
Destruction/Damage/Vandalism of Property		15
<b>DRUG/NARCOTIC OFFENSES</b>		<b>4</b>
Drug/Narcotic Violations		4
<b>Mercer County TOTAL</b>		<b>5066</b>

# Offenses (Group "A") by Agency

2005

COUNTY

AGENCY

OFFENSE CATEGORY

OFFENSE

# OF OFFENSES

Bluefield PD	TOTAL	739
<b>HOMICIDE OFFENSES</b>		<b>1</b>
Murder and Nonnegligent Manslaughter		1
<b>SEX OFFENSES, FORCIBLE</b>		<b>1</b>
Sexual Assault With An Object		1
<b>ASSAULT OFFENSES</b>		<b>129</b>
Aggravated Assault		31
Intimidation		12
Simple Assault		88
<b>KIDNAPING/ABDUCTION</b>		<b>1</b>
Kidnaping/Abduction		1
<b>ROBBERY</b>		<b>12</b>
Robbery		12
<b>BURGLARY/BREAKING &amp; ENTERING</b>		<b>106</b>
Burglary/Breaking & Entering		106
<b>LARCENY/THEFT OFFENSES</b>		<b>196</b>
All Other Larceny		92
Purse-snatching		2
Shoplifting		19
Theft From Building		6
Theft From Coin Operated Machine or Device		2
Theft From Motor Vehicle		62
Theft of Motor Vehicle Parts/Accessories		13
<b>MOTOR VEHICLE THEFT</b>		<b>32</b>
Motor Vehicle Theft		32
<b>ARSON</b>		<b>5</b>
Arson		5
<b>COUNTERFEITING/FORGERY</b>		<b>19</b>
Counterfeiting/Forgery		19
<b>DESTRUCTION/DAMAGE/VANDALISM OF PROPERTY</b>		<b>185</b>
Destruction/Damage/Vandalism of Property		185
<b>EMBEZZLEMENT</b>		<b>2</b>
Embezzlement		2
<b>FRAUD OFFENSES</b>		<b>7</b>
Credit Card/Automatic Teller Fraud		3
False Pretenses/Swindle/Confidence Game		4
<b>STOLEN PROPERTY OFFENSES</b>		<b>1</b>



# Offenses (Group "A") by Agency

2005

COUNTY

AGENCY

OFFENSE CATEGORY

OFFENSE

# OF OFFENSES

Stolen Property Offenses	1
<b>DRUG/NARCOTIC OFFENSES</b>	<b>32</b>
Drug Equipment Violations	3
Drug/Narcotic Violations	29
<b>GAMBLING OFFENSES</b>	<b>1</b>
Operating/Promoting/Assisting Gambling	1
<b>WEAPON LAW VIOLATIONS</b>	<b>7</b>
Weapon Law Violations	7
<b>Bramwell PD</b>	<b>TOTAL</b>
	<b>1</b>
<b>BURGLARY/BREAKING &amp; ENTERING</b>	<b>1</b>
Burglary/Breaking & Entering	1
<b>Concord College Security</b>	<b>TOTAL</b>
	<b>46</b>
<b>ASSAULT OFFENSES</b>	<b>7</b>
Aggravated Assault	1
Simple Assault	6
<b>BURGLARY/BREAKING &amp; ENTERING</b>	<b>15</b>
Burglary/Breaking & Entering	15
<b>LARCENY/THEFT OFFENSES</b>	<b>15</b>
Purse-snatching	1
Theft From Building	13
Theft From Motor Vehicle	1
<b>DESTRUCTION/DAMAGE/VANDALISM OF PROPERTY</b>	<b>3</b>
Destruction/Damage/Vandalism of Property	3
<b>DRUG/NARCOTIC OFFENSES</b>	<b>5</b>
Drug/Narcotic Violations	5
<b>WEAPON LAW VIOLATIONS</b>	<b>1</b>
Weapon Law Violations	1
<b>DNR - 4 - Mercer</b>	<b>TOTAL</b>
	<b>4</b>
<b>DRUG/NARCOTIC OFFENSES</b>	<b>3</b>
Drug/Narcotic Violations	3
<b>WEAPON LAW VIOLATIONS</b>	<b>1</b>
Weapon Law Violations	1
<b>FIRE MARSHAL - MERCER</b>	<b>TOTAL</b>
	<b>5</b>
<b>ARSON</b>	<b>5</b>
Arson	5

# Offenses (Group "A") by Agency

2005

COUNTY

AGENCY

OFFENSE CATEGORY

OFFENSE

# OF OFFENSES

<u>Matoaka PD</u>	<u>TOTAL</u>	<u>9</u>
<b>ASSAULT OFFENSES</b>		<b>2</b>
Simple Assault		2
<b>LARCENY/THEFT OFFENSES</b>		<b>2</b>
All Other Larceny		1
Theft From Building		1
<b>COUNTERFEITING/FORGERY</b>		<b>1</b>
Counterfeiting/Forgery		1
<b>DESTRUCTION/DAMAGE/VANDALISM OF PROPERTY</b>		<b>2</b>
Destruction/Damage/Vandalism of Property		2
<b>DRUG/NARCOTIC OFFENSES</b>		<b>2</b>
Drug/Narcotic Violations		2

# Offenses (Group "A") by Agency

2005

COUNTY

AGENCY

OFFENSE CATEGORY

OFFENSE

# OF OFFENSES

<u>Mercer Co SO</u>	<u>TOTAL</u>	<u>1,844</u>
<b>HOMICIDE OFFENSES</b>		<b>2</b>
Murder and Nonnegligent Manslaughter		2
<b>SEX OFFENSES, FORCIBLE</b>		<b>21</b>
Forcible Fondling		8
Forcible Rape		6
Forcible Sodomy		1
Sexual Assault With An Object		6
<b>SEX OFFENSES, NONFORCIBLE</b>		<b>2</b>
Incest		1
Statutory Rape		2
<b>ASSAULT OFFENSES</b>		<b>511</b>
Aggravated Assault		75
Intimidation		101
Simple Assault		337
<b>KIDNAPING/ABDUCTION</b>		<b>5</b>
Kidnaping/Abduction		5
<b>ROBBERY</b>		<b>12</b>
Robbery		12
<b>BURGLARY/BREAKING &amp; ENTERING</b>		<b>232</b>
Burglary/Breaking & Entering		232
<b>LARCENY/THEFT OFFENSES</b>		<b>362</b>
All Other Larceny		98
Purse-snatching		2
Shoplifting		49
Theft From Building		105
Theft From Coin Operated Machine or Device		4
Theft From Motor Vehicle		76
Theft of Motor Vehicle Parts/Accessories		29
<b>MOTOR VEHICLE THEFT</b>		<b>42</b>
Motor Vehicle Theft		42
<b>ARSON</b>		<b>9</b>
Arson		9
<b>COUNTERFEITING/FORGERY</b>		<b>56</b>
Counterfeiting/Forgery		56
<b>DESTRUCTION/DAMAGE/VANDALISM OF PROPERTY</b>		<b>331</b>

# Offenses (Group "A") by Agency

2005

COUNTY

AGENCY

OFFENSE CATEGORY

OFFENSE

# OF OFFENSES

Destruction/Damage/Vandalism of Property	331
<b>EMBEZZLEMENT</b>	<b>6</b>
Embezzlement	6
<b>FRAUD OFFENSES</b>	<b>86</b>
False Pretenses/Swindle/Confidence Game	71
Impersonation	13
Welfare Fraud	2
<b>STOLEN PROPERTY OFFENSES</b>	<b>9</b>
Stolen Property Offenses	9
<b>DRUG/NARCOTIC OFFENSES</b>	<b>143</b>
Drug Equipment Violations	2
Drug/Narcotic Violations	141
<b>PORNOGRAPHY/OBSCENE MATERIAL</b>	<b>1</b>
Pornography/Obscene Material	1
<b>WEAPON LAW VIOLATIONS</b>	<b>10</b>
Weapon Law Violations	10

# Offenses (Group "A") by Agency

2005

COUNTY

AGENCY

OFFENSE CATEGORY

OFFENSE

# OF OFFENSES

<u>Princeton PD</u>	<u>TOTAL</u>	<u>1,096</u>
<b>HOMICIDE OFFENSES</b>		<b>1</b>
Murder and Nonnegligent Manslaughter		1
<b>SEX OFFENSES, FORCIBLE</b>		<b>8</b>
Forcible Fondling		7
Forcible Rape		1
<b>SEX OFFENSES, NONFORCIBLE</b>		<b>1</b>
Statutory Rape		1
<b>ASSAULT OFFENSES</b>		<b>274</b>
Aggravated Assault		49
Intimidation		84
Simple Assault		146
<b>ROBBERY</b>		<b>14</b>
Robbery		14
<b>BURGLARY/BREAKING &amp; ENTERING</b>		<b>97</b>
Burglary/Breaking & Entering		97
<b>LARCENY/THEFT OFFENSES</b>		<b>306</b>
All Other Larceny		158
Purse-snatching		2
Shoplifting		41
Theft From Building		27
Theft From Coin Operated Machine or Device		6
Theft From Motor Vehicle		46
Theft of Motor Vehicle Parts/Accessories		26
<b>MOTOR VEHICLE THEFT</b>		<b>20</b>
Motor Vehicle Theft		20
<b>ARSON</b>		<b>3</b>
Arson		3
<b>COUNTERFEITING/FORGERY</b>		<b>61</b>
Counterfeiting/Forgery		61
<b>DESTRUCTION/DAMAGE/VANDALISM OF PROPERTY</b>		<b>179</b>
Destruction/Damage/Vandalism of Property		179
<b>EMBEZZLEMENT</b>		<b>5</b>
Embezzlement		5
<b>FRAUD OFFENSES</b>		<b>25</b>
Credit Card/Automatic Teller Fraud		5
False Pretenses/Swindle/Confidence Game		17

# Offenses (Group "A") by Agency

2005

COUNTY

AGENCY

OFFENSE CATEGORY

OFFENSE

# OF OFFENSES

---

Impersonation	2
Wire Fraud	1
<b>STOLEN PROPERTY OFFENSES</b>	<b>1</b>
Stolen Property Offenses	1
<b>DRUG/NARCOTIC OFFENSES</b>	<b>66</b>
Drug Equipment Violations	15
Drug/Narcotic Violations	63
<b>PORNOGRAPHY/OBSCENE MATERIAL</b>	<b>1</b>
Pornography/Obscene Material	1
<b>PROSTITUTION OFFENSES</b>	<b>3</b>
Prostitution	3
<b>WEAPON LAW VIOLATIONS</b>	<b>14</b>
Weapon Law Violations	14

# Offenses (Group "A") by Agency

2005

COUNTY

AGENCY

OFFENSE CATEGORY

OFFENSE

# OF OFFENSES

<u>Princeton SP</u>	<u>TOTAL</u>	<u>930</u>
<b>SEX OFFENSES, FORCIBLE</b>		<b>15</b>
Forcible Fondling		1
Forcible Rape		2
Forcible Sodomy		2
Sexual Assault With An Object		10
<b>SEX OFFENSES, NONFORCIBLE</b>		<b>2</b>
Statutory Rape		2
<b>ASSAULT OFFENSES</b>		<b>223</b>
Aggravated Assault		55
Intimidation		56
Simple Assault		114
<b>KIDNAPING/ABDUCTION</b>		<b>3</b>
Kidnaping/Abduction		3
<b>ROBBERY</b>		<b>2</b>
Robbery		2
<b>BURGLARY/BREAKING &amp; ENTERING</b>		<b>128</b>
Burglary/Breaking & Entering		128
<b>LARCENY/THEFT OFFENSES</b>		<b>285</b>
All Other Larceny		144
Shoplifting		33
Theft From Building		13
Theft From Motor Vehicle		30
Theft of Motor Vehicle Parts/Accessories		65
<b>MOTOR VEHICLE THEFT</b>		<b>39</b>
Motor Vehicle Theft		39
<b>ARSON</b>		<b>1</b>
Arson		1
<b>COUNTERFEITING/FORGERY</b>		<b>39</b>
Counterfeiting/Forgery		39
<b>DESTRUCTION/DAMAGE/VANDALISM OF PROPERTY</b>		<b>107</b>
Destruction/Damage/Vandalism of Property		107
<b>EMBEZZLEMENT</b>		<b>9</b>
Embezzlement		9
<b>FRAUD OFFENSES</b>		<b>40</b>
Credit Card/Automatic Teller Fraud		1
False Pretenses/Swindle/Confidence Game		29

# Offenses (Group "A") by Agency

2005

COUNTY

AGENCY

OFFENSE CATEGORY

OFFENSE

# OF OFFENSES

	Impersonation	13
	<b>STOLEN PROPERTY OFFENSES</b>	<b>8</b>
	Stolen Property Offenses	8
	<b>DRUG/NARCOTIC OFFENSES</b>	<b>19</b>
	Drug/Narcotic Violations	19
	<b>PORNOGRAPHY/OBSCENE MATERIAL</b>	<b>1</b>
	Pornography/Obscene Material	1
	<b>WEAPON LAW VIOLATIONS</b>	<b>4</b>
	Weapon Law Violations	4
<b>tf So Regional Drug &amp; Vio Crime</b>	<b>TOTAL</b>	<b>372</b>
	<b>HOMICIDE OFFENSES</b>	<b>1</b>
	Murder and Nonnegligent Manslaughter	1
	<b>FRAUD OFFENSES</b>	<b>2</b>
	False Pretenses/Swindle/Confidence Game	2
	<b>DRUG/NARCOTIC OFFENSES</b>	<b>369</b>
	Drug/Narcotic Violations	369
<b>Turnpike - Mercer</b>	<b>TOTAL</b>	<b>20</b>
	<b>ASSAULT OFFENSES</b>	<b>1</b>
	Simple Assault	1
	<b>LARCENY/THEFT OFFENSES</b>	<b>1</b>
	All Other Larceny	1
	<b>DESTRUCTION/DAMAGE/VANDALISM OF PROPERTY</b>	<b>3</b>
	Destruction/Damage/Vandalism of Property	3
	<b>DRUG/NARCOTIC OFFENSES</b>	<b>15</b>
	Drug/Narcotic Violations	15
<b>MINERAL</b>	<b>County TOTAL</b>	<b>1080</b>
<b>FIRE MARSHAL - MINERAL</b>	<b>TOTAL</b>	<b>8</b>
	<b>ARSON</b>	<b>8</b>
	Arson	8



# Offenses (Group "A") by Agency

2005

COUNTY

AGENCY

OFFENSE CATEGORY

OFFENSE

# OF OFFENSES

Keyser PD	TOTAL	429
<b>SEX OFFENSES, FORCIBLE</b>		<b>3</b>
Forcible Fondling		2
Forcible Rape		1
<b>SEX OFFENSES, NONFORCIBLE</b>		<b>1</b>
Statutory Rape		1
<b>ASSAULT OFFENSES</b>		<b>95</b>
Aggravated Assault		11
Intimidation		4
Simple Assault		80
<b>ROBBERY</b>		<b>4</b>
Robbery		4
<b>BURGLARY/BREAKING &amp; ENTERING</b>		<b>23</b>
Burglary/Breaking & Entering		23
<b>LARCENY/THEFT OFFENSES</b>		<b>140</b>
All Other Larceny		57
Pocket-picking		2
Shoplifting		4
Theft From Building		38
Theft From Motor Vehicle		27
Theft of Motor Vehicle Parts/Accessories		12
<b>MOTOR VEHICLE THEFT</b>		<b>9</b>
Motor Vehicle Theft		9
<b>COUNTERFEITING/FORGERY</b>		<b>4</b>
Counterfeiting/Forgery		4
<b>DESTRUCTION/DAMAGE/VANDALISM OF PROPERTY</b>		<b>80</b>
Destruction/Damage/Vandalism of Property		80
<b>FRAUD OFFENSES</b>		<b>17</b>
Credit Card/Automatic Teller Fraud		2
False Pretenses/Swindle/Confidence Game		14
Impersonation		1
<b>STOLEN PROPERTY OFFENSES</b>		<b>1</b>
Stolen Property Offenses		1
<b>DRUG/NARCOTIC OFFENSES</b>		<b>52</b>
Drug Equipment Violations		14
Drug/Narcotic Violations		38

# Offenses (Group "A") by Agency

2005

COUNTY

AGENCY

OFFENSE CATEGORY

OFFENSE

# OF OFFENSES

Keyser SP	TOTAL	527
<b>SEX OFFENSES, FORCIBLE</b>		<b>6</b>
Forcible Fondling		1
Forcible Rape		2
Sexual Assault With An Object		3
<b>ASSAULT OFFENSES</b>		<b>102</b>
Aggravated Assault		25
Intimidation		8
Simple Assault		71
<b>ROBBERY</b>		<b>5</b>
Robbery		5
<b>BURGLARY/BREAKING &amp; ENTERING</b>		<b>74</b>
Burglary/Breaking & Entering		74
<b>LARCENY/THEFT OFFENSES</b>		<b>109</b>
All Other Larceny		40
Shoplifting		26
Theft From Motor Vehicle		22
Theft of Motor Vehicle Parts/Accessories		24
<b>MOTOR VEHICLE THEFT</b>		<b>22</b>
Motor Vehicle Theft		22
<b>ARSON</b>		<b>3</b>
Arson		3
<b>COUNTERFEITING/FORGERY</b>		<b>14</b>
Counterfeiting/Forgery		14
<b>DESTRUCTION/DAMAGE/VANDALISM OF PROPERTY</b>		<b>122</b>
Destruction/Damage/Vandalism of Property		122
<b>EMBEZZLEMENT</b>		<b>1</b>
Embezzlement		1
<b>FRAUD OFFENSES</b>		<b>41</b>
Credit Card/Automatic Teller Fraud		1
False Pretenses/Swindle/Confidence Game		34
Impersonation		6
<b>STOLEN PROPERTY OFFENSES</b>		<b>2</b>
Stolen Property Offenses		2
<b>DRUG/NARCOTIC OFFENSES</b>		<b>16</b>
Drug/Narcotic Violations		16
<b>PORNOGRAPHY/OBSCENE MATERIAL</b>		<b>1</b>

# Offenses (Group "A") by Agency

---

2005

COUNTY

AGENCY

OFFENSE CATEGORY

OFFENSE

# OF OFFENSES

---

Pornography/Obscene Material	1
<b>WEAPON LAW VIOLATIONS</b>	<b>4</b>
Weapon Law Violations	4

# Offenses (Group "A") by Agency

2005

COUNTY

AGENCY

OFFENSE CATEGORY

OFFENSE

# OF OFFENSES

Mineral Co SO	TOTAL	87
<b>SEX OFFENSES, FORCIBLE</b>		<b>2</b>
Forcible Fondling		1
Sexual Assault With An Object		1
<b>ASSAULT OFFENSES</b>		<b>33</b>
Aggravated Assault		13
Intimidation		4
Simple Assault		16
<b>ROBBERY</b>		<b>1</b>
Robbery		1
<b>BURGLARY/BREAKING &amp; ENTERING</b>		<b>3</b>
Burglary/Breaking & Entering		3
<b>LARCENY/THEFT OFFENSES</b>		<b>15</b>
All Other Larceny		1
Pocket-picking		1
Purse-snatching		1
Shoplifting		6
Theft From Building		3
Theft From Motor Vehicle		2
Theft of Motor Vehicle Parts/Accessories		1
<b>MOTOR VEHICLE THEFT</b>		<b>1</b>
Motor Vehicle Theft		1
<b>ARSON</b>		<b>1</b>
Arson		1
<b>COUNTERFEITING/FORGERY</b>		<b>5</b>
Counterfeiting/Forgery		5
<b>DESTRUCTION/DAMAGE/VANDALISM OF PROPERTY</b>		<b>17</b>
Destruction/Damage/Vandalism of Property		17
<b>FRAUD OFFENSES</b>		<b>3</b>
False Pretenses/Swindle/Confidence Game		3
<b>STOLEN PROPERTY OFFENSES</b>		<b>1</b>
Stolen Property Offenses		1
<b>DRUG/NARCOTIC OFFENSES</b>		<b>3</b>
Drug/Narcotic Violations		3
<b>WEAPON LAW VIOLATIONS</b>		<b>2</b>
Weapon Law Violations		2

# Offenses (Group "A") by Agency

2005

**COUNTY**

**AGENCY**

**OFFENSE CATEGORY**

**OFFENSE**

**# OF OFFENSES**

<u>Potomac State College Police</u>	<u>TOTAL</u>	<u>29</u>
<b>ASSAULT OFFENSES</b>		<b>2</b>
Aggravated Assault		1
Simple Assault		1
<b>BURGLARY/BREAKING &amp; ENTERING</b>		<b>8</b>
Burglary/Breaking & Entering		8
<b>LARCENY/THEFT OFFENSES</b>		<b>4</b>
All Other Larceny		1
Theft From Building		2
Theft From Motor Vehicle		1
<b>DESTRUCTION/DAMAGE/VANDALISM OF PROPERTY</b>		<b>6</b>
Destruction/Damage/Vandalism of Property		6
<b>STOLEN PROPERTY OFFENSES</b>		<b>2</b>
Stolen Property Offenses		2
<b>DRUG/NARCOTIC OFFENSES</b>		<b>7</b>
Drug/Narcotic Violations		7
<b>MINGO County TOTAL</b>		<b>816</b>
<b>FIRE MARSHAL - MINGO</b>	<b>TOTAL</b>	<b>3</b>
<b>ARSON</b>		<b>3</b>
Arson		3

# Offenses (Group "A") by Agency

2005

COUNTY

AGENCY

OFFENSE CATEGORY

OFFENSE

# OF OFFENSES

<u>Gilbert SP</u>	<u>TOTAL</u>	<u>158</u>
<b>SEX OFFENSES, FORCIBLE</b>		<b>1</b>
Forcible Fondling		1
<b>ASSAULT OFFENSES</b>		<b>30</b>
Aggravated Assault		11
Intimidation		2
Simple Assault		17
<b>ROBBERY</b>		<b>2</b>
Robbery		2
<b>BURGLARY/BREAKING &amp; ENTERING</b>		<b>26</b>
Burglary/Breaking & Entering		26
<b>LARCENY/THEFT OFFENSES</b>		<b>63</b>
All Other Larceny		27
Purse-snatching		1
Shoplifting		1
Theft From Building		4
Theft From Motor Vehicle		10
Theft of Motor Vehicle Parts/Accessories		20
<b>MOTOR VEHICLE THEFT</b>		<b>7</b>
Motor Vehicle Theft		7
<b>COUNTERFEITING/FORGERY</b>		<b>2</b>
Counterfeiting/Forgery		2
<b>DESTRUCTION/DAMAGE/VANDALISM OF PROPERTY</b>		<b>13</b>
Destruction/Damage/Vandalism of Property		13
<b>FRAUD OFFENSES</b>		<b>5</b>
Credit Card/Automatic Teller Fraud		1
False Pretenses/Swindle/Confidence Game		4
<b>STOLEN PROPERTY OFFENSES</b>		<b>1</b>
Stolen Property Offenses		1
<b>DRUG/NARCOTIC OFFENSES</b>		<b>7</b>
Drug/Narcotic Violations		7
<b>WEAPON LAW VIOLATIONS</b>		<b>1</b>
Weapon Law Violations		1

# Offenses (Group "A") by Agency

2005

COUNTY

AGENCY

OFFENSE CATEGORY

OFFENSE

# OF OFFENSES

<u>Mingo Co SO</u>	<u>TOTAL</u>	<u>66</u>
<b>ASSAULT OFFENSES</b>		<b>60</b>
Aggravated Assault		1
Intimidation		5
Simple Assault		54
<b>DESTRUCTION/DAMAGE/VANDALISM OF PROPERTY</b>		<b>3</b>
Destruction/Damage/Vandalism of Property		3
<b>DRUG/NARCOTIC OFFENSES</b>		<b>3</b>
Drug/Narcotic Violations		3

# Offenses (Group "A") by Agency

2005

COUNTY

AGENCY

OFFENSE CATEGORY

OFFENSE

# OF OFFENSES

<u>Williamson PD</u>	<u>TOTAL</u>	<u>194</u>
<b>SEX OFFENSES, FORCIBLE</b>		<b>1</b>
Forcible Fondling		1
<b>ASSAULT OFFENSES</b>		<b>48</b>
Aggravated Assault		14
Intimidation		3
Simple Assault		31
<b>BURGLARY/BREAKING &amp; ENTERING</b>		<b>16</b>
Burglary/Breaking & Entering		16
<b>LARCENY/THEFT OFFENSES</b>		<b>50</b>
All Other Larceny		37
Pocket-picking		2
Theft From Building		2
Theft From Coin Operated Machine or Device		3
Theft From Motor Vehicle		10
Theft of Motor Vehicle Parts/Accessories		1
<b>MOTOR VEHICLE THEFT</b>		<b>9</b>
Motor Vehicle Theft		9
<b>ARSON</b>		<b>2</b>
Arson		2
<b>COUNTERFEITING/FORGERY</b>		<b>1</b>
Counterfeiting/Forgery		1
<b>DESTRUCTION/DAMAGE/VANDALISM OF PROPERTY</b>		<b>39</b>
Destruction/Damage/Vandalism of Property		39
<b>EMBEZZLEMENT</b>		<b>1</b>
Embezzlement		1
<b>FRAUD OFFENSES</b>		<b>5</b>
False Pretenses/Swindle/Confidence Game		4
Impersonation		1
<b>STOLEN PROPERTY OFFENSES</b>		<b>4</b>
Stolen Property Offenses		4
<b>DRUG/NARCOTIC OFFENSES</b>		<b>7</b>
Drug/Narcotic Violations		7
<b>WEAPON LAW VIOLATIONS</b>		<b>6</b>
Weapon Law Violations		6



# Offenses (Group "A") by Agency

2005

COUNTY

AGENCY

OFFENSE CATEGORY

OFFENSE

# OF OFFENSES

<u>Williamson SP</u>	<u>TOTAL</u>	<u>395</u>
<b>HOMICIDE OFFENSES</b>		<b>1</b>
Justifiable Homicide		1
<b>SEX OFFENSES, FORCIBLE</b>		<b>9</b>
Forcible Fondling		3
Forcible Rape		5
Sexual Assault With An Object		1
<b>ASSAULT OFFENSES</b>		<b>95</b>
Aggravated Assault		22
Intimidation		21
Simple Assault		52
<b>ROBBERY</b>		<b>1</b>
Robbery		1
<b>BURGLARY/BREAKING &amp; ENTERING</b>		<b>54</b>
Burglary/Breaking & Entering		54
<b>LARCENY/THEFT OFFENSES</b>		<b>113</b>
All Other Larceny		52
Shoplifting		1
Theft From Building		2
Theft From Motor Vehicle		14
Theft of Motor Vehicle Parts/Accessories		44
<b>MOTOR VEHICLE THEFT</b>		<b>26</b>
Motor Vehicle Theft		26
<b>ARSON</b>		<b>2</b>
Arson		2
<b>COUNTERFEITING/FORGERY</b>		<b>14</b>
Counterfeiting/Forgery		14
<b>DESTRUCTION/DAMAGE/VANDALISM OF PROPERTY</b>		<b>48</b>
Destruction/Damage/Vandalism of Property		48
<b>FRAUD OFFENSES</b>		<b>7</b>
False Pretenses/Swindle/Confidence Game		6
Impersonation		1
<b>STOLEN PROPERTY OFFENSES</b>		<b>3</b>
Stolen Property Offenses		3
<b>DRUG/NARCOTIC OFFENSES</b>		<b>19</b>
Drug Equipment Violations		1
Drug/Narcotic Violations		18

# Offenses (Group "A") by Agency

2005

COUNTY

AGENCY

OFFENSE CATEGORY

OFFENSE

# OF OFFENSES

<b>WEAPON LAW VIOLATIONS</b>	<b>3</b>
Weapon Law Violations	3

<b>Monongalia County TOTAL</b>	<b>5632</b>
--------------------------------	-------------

<b>DNR - 1 - Monongalia</b>	<b>TOTAL</b>	<b>2</b>
-----------------------------	--------------	----------

<b>WEAPON LAW VIOLATIONS</b>	<b>2</b>
Weapon Law Violations	2

<b>FIRE MARSHAL - Monongalia</b>	<b>TOTAL</b>	<b>2</b>
----------------------------------	--------------	----------

<b>ARSON</b>	<b>2</b>
Arson	2

<b>Granville PD</b>	<b>TOTAL</b>	<b>2</b>
---------------------	--------------	----------

<b>LARCENY/THEFT OFFENSES</b>	<b>2</b>
All Other Larceny	2

# Offenses (Group "A") by Agency

2005

COUNTY

AGENCY

OFFENSE CATEGORY

OFFENSE

# OF OFFENSES

<u>Monongalia Co SO</u>	<u>TOTAL</u>	<u>1,078</u>
<b>SEX OFFENSES, FORCIBLE</b>		<b>13</b>
Forcible Fondling		4
Forcible Rape		4
Forcible Sodomy		1
Sexual Assault With An Object		4
<b>SEX OFFENSES, NONFORCIBLE</b>		<b>2</b>
Incest		1
Statutory Rape		1
<b>ASSAULT OFFENSES</b>		<b>236</b>
Aggravated Assault		59
Intimidation		62
Simple Assault		120
<b>ROBBERY</b>		<b>7</b>
Robbery		7
<b>BURGLARY/BREAKING &amp; ENTERING</b>		<b>93</b>
Burglary/Breaking & Entering		93
<b>LARCENY/THEFT OFFENSES</b>		<b>344</b>
All Other Larceny		151
Pocket-picking		2
Purse-snatching		2
Shoplifting		21
Theft From Building		49
Theft From Coin Operated Machine or Device		6
Theft From Motor Vehicle		115
Theft of Motor Vehicle Parts/Accessories		1
<b>MOTOR VEHICLE THEFT</b>		<b>21</b>
Motor Vehicle Theft		21
<b>ARSON</b>		<b>2</b>
Arson		2
<b>COUNTERFEITING/FORGERY</b>		<b>16</b>
Counterfeiting/Forgery		16
<b>DESTRUCTION/DAMAGE/VANDALISM OF PROPERTY</b>		<b>240</b>
Destruction/Damage/Vandalism of Property		240
<b>EMBEZZLEMENT</b>		<b>5</b>
Embezzlement		5

# Offenses (Group "A") by Agency

2005

COUNTY

AGENCY

OFFENSE CATEGORY

OFFENSE

# OF OFFENSES

---

<b>FRAUD OFFENSES</b>	<b>46</b>
Credit Card/Automatic Teller Fraud	18
False Pretenses/Swindle/Confidence Game	26
Impersonation	2
<b>STOLEN PROPERTY OFFENSES</b>	<b>6</b>
Stolen Property Offenses	6
<b>DRUG/NARCOTIC OFFENSES</b>	<b>24</b>
Drug Equipment Violations	1
Drug/Narcotic Violations	23
<b>PORNOGRAPHY/OBSCENE MATERIAL</b>	<b>1</b>
Pornography/Obscene Material	1
<b>WEAPON LAW VIOLATIONS</b>	<b>14</b>
Weapon Law Violations	14

# Offenses (Group "A") by Agency

2005

COUNTY

AGENCY

OFFENSE CATEGORY

OFFENSE

# OF OFFENSES

<u>Morgantown PD</u>	<u>TOTAL</u>	<u>2,501</u>
<b>SEX OFFENSES, FORCIBLE</b>		<b>25</b>
Forcible Fondling		4
Forcible Rape		20
Forcible Sodomy		1
<b>ASSAULT OFFENSES</b>		<b>287</b>
Aggravated Assault		49
Intimidation		39
Simple Assault		205
<b>ROBBERY</b>		<b>30</b>
Robbery		30
<b>BURGLARY/BREAKING &amp; ENTERING</b>		<b>251</b>
Burglary/Breaking & Entering		251
<b>LARCENY/THEFT OFFENSES</b>		<b>810</b>
All Other Larceny		252
Pocket-picking		1
Purse-snatching		3
Shoplifting		76
Theft From Building		139
Theft From Coin Operated Machine or Device		5
Theft From Motor Vehicle		268
Theft of Motor Vehicle Parts/Accessories		74
<b>MOTOR VEHICLE THEFT</b>		<b>21</b>
Motor Vehicle Theft		21
<b>ARSON</b>		<b>5</b>
Arson		5
<b>COUNTERFEITING/FORGERY</b>		<b>60</b>
Counterfeiting/Forgery		60
<b>DESTRUCTION/DAMAGE/VANDALISM OF PROPERTY</b>		<b>761</b>
Destruction/Damage/Vandalism of Property		761
<b>EMBEZZLEMENT</b>		<b>2</b>
Embezzlement		2
<b>FRAUD OFFENSES</b>		<b>103</b>
Credit Card/Automatic Teller Fraud		52
False Pretenses/Swindle/Confidence Game		43
Impersonation		2

# Offenses (Group "A") by Agency

---

2005

COUNTY

AGENCY

OFFENSE CATEGORY

OFFENSE

# OF OFFENSES

---

Welfare Fraud	1
Wire Fraud	6
<b>STOLEN PROPERTY OFFENSES</b>	<b>13</b>
Stolen Property Offenses	13
<b>DRUG/NARCOTIC OFFENSES</b>	<b>77</b>
Drug Equipment Violations	13
Drug/Narcotic Violations	75
<b>WEAPON LAW VIOLATIONS</b>	<b>30</b>
Weapon Law Violations	30

# Offenses (Group "A") by Agency

2005

COUNTY

AGENCY

OFFENSE CATEGORY

OFFENSE

# OF OFFENSES

<u>Morgantown SP</u>	<u>TOTAL</u>	<u>1,206</u>
<b>HOMICIDE OFFENSES</b>		<b>2</b>
Murder and Nonnegligent Manslaughter		2
<b>SEX OFFENSES, FORCIBLE</b>		<b>17</b>
Forcible Fondling		10
Forcible Rape		1
Forcible Sodomy		1
Sexual Assault With An Object		5
<b>SEX OFFENSES, NONFORCIBLE</b>		<b>1</b>
Incest		1
<b>ASSAULT OFFENSES</b>		<b>219</b>
Aggravated Assault		19
Intimidation		42
Simple Assault		160
<b>KIDNAPING/ABDUCTION</b>		<b>1</b>
Kidnaping/Abduction		1
<b>ROBBERY</b>		<b>7</b>
Robbery		7
<b>BURGLARY/BREAKING &amp; ENTERING</b>		<b>138</b>
Burglary/Breaking & Entering		138
<b>LARCENY/THEFT OFFENSES</b>		<b>399</b>
All Other Larceny		235
Purse-snatching		1
Shoplifting		49
Theft From Building		14
Theft From Coin Operated Machine or Device		2
Theft From Motor Vehicle		88
Theft of Motor Vehicle Parts/Accessories		19
<b>MOTOR VEHICLE THEFT</b>		<b>40</b>
Motor Vehicle Theft		40
<b>COUNTERFEITING/FORGERY</b>		<b>35</b>
Counterfeiting/Forgery		35
<b>DESTRUCTION/DAMAGE/VANDALISM OF PROPERTY</b>		<b>194</b>
Destruction/Damage/Vandalism of Property		194
<b>EMBEZZLEMENT</b>		<b>19</b>
Embezzlement		19

# Offenses (Group "A") by Agency

2005

COUNTY

AGENCY

OFFENSE CATEGORY

OFFENSE

# OF OFFENSES

<b>FRAUD OFFENSES</b>	<b>94</b>
Credit Card/Automatic Teller Fraud	7
False Pretenses/Swindle/Confidence Game	78
Impersonation	9
<b>STOLEN PROPERTY OFFENSES</b>	<b>2</b>
Stolen Property Offenses	2
<b>DRUG/NARCOTIC OFFENSES</b>	<b>19</b>
Drug/Narcotic Violations	19
<b>GAMBLING OFFENSES</b>	<b>1</b>
Operating/Promoting/Assisting Gambling	1
<b>PORNOGRAPHY/OBSCENE MATERIAL</b>	<b>1</b>
Pornography/Obscene Material	1
<b>PROSTITUTION OFFENSES</b>	<b>1</b>
Assisting or Promoting Prostitution	1
<b>WEAPON LAW VIOLATIONS</b>	<b>5</b>
Weapon Law Violations	5
<b>tf Monongalia Valley Drug</b>	<b>TOTAL</b>
	<b>27</b>
<b>DRUG/NARCOTIC OFFENSES</b>	<b>27</b>
Drug/Narcotic Violations	27



# Offenses (Group "A") by Agency

2005

COUNTY

AGENCY

OFFENSE CATEGORY

OFFENSE

# OF OFFENSES

<u>West Virginia University -Police</u>	<u>TOTAL</u>	<u>599</u>
<b>SEX OFFENSES, FORCIBLE</b>		<b>1</b>
Forcible Rape		1
<b>ASSAULT OFFENSES</b>		<b>65</b>
Aggravated Assault		3
Intimidation		9
Simple Assault		53
<b>ROBBERY</b>		<b>5</b>
Robbery		5
<b>BURGLARY/BREAKING &amp; ENTERING</b>		<b>30</b>
Burglary/Breaking & Entering		30
<b>LARCENY/THEFT OFFENSES</b>		<b>210</b>
All Other Larceny		11
Theft From Building		162
Theft From Coin Operated Machine or Device		1
Theft From Motor Vehicle		23
Theft of Motor Vehicle Parts/Accessories		13
<b>MOTOR VEHICLE THEFT</b>		<b>2</b>
Motor Vehicle Theft		2
<b>ARSON</b>		<b>3</b>
Arson		3
<b>COUNTERFEITING/FORGERY</b>		<b>12</b>
Counterfeiting/Forgery		12
<b>DESTRUCTION/DAMAGE/VANDALISM OF PROPERTY</b>		<b>191</b>
Destruction/Damage/Vandalism of Property		191
<b>EMBEZZLEMENT</b>		<b>2</b>
Embezzlement		2
<b>FRAUD OFFENSES</b>		<b>1</b>
Credit Card/Automatic Teller Fraud		1
<b>STOLEN PROPERTY OFFENSES</b>		<b>2</b>
Stolen Property Offenses		2
<b>DRUG/NARCOTIC OFFENSES</b>		<b>64</b>
Drug Equipment Violations		11
Drug/Narcotic Violations		64

# Offenses (Group "A") by Agency

2005

COUNTY

AGENCY

OFFENSE CATEGORY

OFFENSE

# OF OFFENSES

Westover PD	TOTAL	215
<b>ASSAULT OFFENSES</b>		<b>47</b>
Aggravated Assault		10
Intimidation		7
Simple Assault		31
<b>ROBBERY</b>		<b>3</b>
Robbery		3
<b>BURGLARY/BREAKING &amp; ENTERING</b>		<b>30</b>
Burglary/Breaking & Entering		30
<b>LARCENY/THEFT OFFENSES</b>		<b>72</b>
All Other Larceny		44
Shoplifting		7
Theft From Building		2
Theft From Coin Operated Machine or Device		1
Theft From Motor Vehicle		13
Theft of Motor Vehicle Parts/Accessories		6
<b>MOTOR VEHICLE THEFT</b>		<b>7</b>
Motor Vehicle Theft		7
<b>COUNTERFEITING/FORGERY</b>		<b>6</b>
Counterfeiting/Forgery		6
<b>DESTRUCTION/DAMAGE/VANDALISM OF PROPERTY</b>		<b>35</b>
Destruction/Damage/Vandalism of Property		35
<b>EMBEZZLEMENT</b>		<b>2</b>
Embezzlement		2
<b>FRAUD OFFENSES</b>		<b>3</b>
Credit Card/Automatic Teller Fraud		2
False Pretenses/Swindle/Confidence Game		1
<b>STOLEN PROPERTY OFFENSES</b>		<b>1</b>
Stolen Property Offenses		1
<b>DRUG/NARCOTIC OFFENSES</b>		<b>6</b>
Drug Equipment Violations		1
Drug/Narcotic Violations		5
<b>WEAPON LAW VIOLATIONS</b>		<b>1</b>
Weapon Law Violations		1
<b>Monroe County TOTAL</b>		<b>252</b>

# Offenses (Group "A") by Agency

2005

COUNTY

AGENCY

OFFENSE CATEGORY

OFFENSE

# OF OFFENSES

AGENCY	TOTAL	# OF OFFENSES
<b>Alderson PD</b>	<b>TOTAL</b>	<b>13</b>
<b>SEX OFFENSES, FORCIBLE</b>		<b>1</b>
Forcible Fondling		1
<b>ASSAULT OFFENSES</b>		<b>5</b>
Aggravated Assault		1
Simple Assault		4
<b>ROBBERY</b>		<b>1</b>
Robbery		1
<b>BURGLARY/BREAKING &amp; ENTERING</b>		<b>3</b>
Burglary/Breaking & Entering		3
<b>DESTRUCTION/DAMAGE/VANDALISM OF PROPERTY</b>		<b>3</b>
Destruction/Damage/Vandalism of Property		3
<b>Monroe Co SO</b>	<b>TOTAL</b>	<b>93</b>
<b>ASSAULT OFFENSES</b>		<b>50</b>
Aggravated Assault		6
Intimidation		1
Simple Assault		43
<b>BURGLARY/BREAKING &amp; ENTERING</b>		<b>6</b>
Burglary/Breaking & Entering		6
<b>LARCENY/THEFT OFFENSES</b>		<b>16</b>
All Other Larceny		13
Theft From Building		1
Theft From Motor Vehicle		2
<b>MOTOR VEHICLE THEFT</b>		<b>4</b>
Motor Vehicle Theft		4
<b>COUNTERFEITING/FORGERY</b>		<b>1</b>
Counterfeiting/Forgery		1
<b>DESTRUCTION/DAMAGE/VANDALISM OF PROPERTY</b>		<b>12</b>
Destruction/Damage/Vandalism of Property		12
<b>FRAUD OFFENSES</b>		<b>2</b>
False Pretenses/Swindle/Confidence Game		2
<b>DRUG/NARCOTIC OFFENSES</b>		<b>2</b>
Drug/Narcotic Violations		2
<b>Peterstown PD</b>	<b>TOTAL</b>	<b>1</b>
<b>COUNTERFEITING/FORGERY</b>		<b>1</b>
Counterfeiting/Forgery		1

# Offenses (Group "A") by Agency

2005

COUNTY

AGENCY

OFFENSE CATEGORY

OFFENSE

# OF OFFENSES

<u>Union SP</u>	<u>TOTAL</u>	<u>145</u>
<b>SEX OFFENSES, FORCIBLE</b>		<b>7</b>
Forcible Fondling		4
Forcible Rape		1
Forcible Sodomy		2
<b>ASSAULT OFFENSES</b>		<b>21</b>
Aggravated Assault		8
Simple Assault		13
<b>BURGLARY/BREAKING &amp; ENTERING</b>		<b>21</b>
Burglary/Breaking & Entering		21
<b>LARCENY/THEFT OFFENSES</b>		<b>31</b>
All Other Larceny		11
Theft From Building		9
Theft From Motor Vehicle		8
Theft of Motor Vehicle Parts/Accessories		3
<b>MOTOR VEHICLE THEFT</b>		<b>8</b>
Motor Vehicle Theft		8
<b>COUNTERFEITING/FORGERY</b>		<b>16</b>
Counterfeiting/Forgery		16
<b>DESTRUCTION/DAMAGE/VANDALISM OF PROPERTY</b>		<b>26</b>
Destruction/Damage/Vandalism of Property		26
<b>FRAUD OFFENSES</b>		<b>9</b>
Credit Card/Automatic Teller Fraud		3
False Pretenses/Swindle/Confidence Game		6
<b>STOLEN PROPERTY OFFENSES</b>		<b>1</b>
Stolen Property Offenses		1
<b>DRUG/NARCOTIC OFFENSES</b>		<b>3</b>
Drug/Narcotic Violations		3
<b>PORNOGRAPHY/OBSCENE MATERIAL</b>		<b>1</b>
Pornography/Obscene Material		1
<b>WEAPON LAW VIOLATIONS</b>		<b>1</b>
Weapon Law Violations		1
<b>Morgan County TOTAL</b>		<b>401</b>

# Offenses (Group "A") by Agency

2005

COUNTY

AGENCY

OFFENSE CATEGORY

OFFENSE

# OF OFFENSES

<u>Berkeley Springs SP</u>	<u>TOTAL</u>	<u>244</u>
<b>SEX OFFENSES, FORCIBLE</b>		<b>2</b>
Forcible Fondling		1
Forcible Sodomy		1
<b>ASSAULT OFFENSES</b>		<b>33</b>
Aggravated Assault		3
Intimidation		9
Simple Assault		21
<b>ROBBERY</b>		<b>2</b>
Robbery		2
<b>BURGLARY/BREAKING &amp; ENTERING</b>		<b>51</b>
Burglary/Breaking & Entering		51
<b>LARCENY/THEFT OFFENSES</b>		<b>58</b>
All Other Larceny		22
Shoplifting		2
Theft From Building		7
Theft From Motor Vehicle		9
Theft of Motor Vehicle Parts/Accessories		18
<b>MOTOR VEHICLE THEFT</b>		<b>15</b>
Motor Vehicle Theft		15
<b>COUNTERFEITING/FORGERY</b>		<b>4</b>
Counterfeiting/Forgery		4
<b>DESTRUCTION/DAMAGE/VANDALISM OF PROPERTY</b>		<b>48</b>
Destruction/Damage/Vandalism of Property		48
<b>FRAUD OFFENSES</b>		<b>8</b>
False Pretenses/Swindle/Confidence Game		6
Impersonation		1
Wire Fraud		1
<b>STOLEN PROPERTY OFFENSES</b>		<b>3</b>
Stolen Property Offenses		3
<b>DRUG/NARCOTIC OFFENSES</b>		<b>17</b>
Drug/Narcotic Violations		17
<b>WEAPON LAW VIOLATIONS</b>		<b>3</b>
Weapon Law Violations		3

# Offenses (Group "A") by Agency

2005

COUNTY

AGENCY

OFFENSE CATEGORY

OFFENSE

# OF OFFENSES

COUNTY	AGENCY	OFFENSE CATEGORY	OFFENSE	# OF OFFENSES
DNR - 2 - Morgan		<b>TOTAL</b>		<b>1</b>
		<b>WEAPON LAW VIOLATIONS</b>		<b>1</b>
			Weapon Law Violations	1
Morgan Co SO		<b>TOTAL</b>		<b>156</b>
		<b>ASSAULT OFFENSES</b>		<b>43</b>
			Aggravated Assault	9
			Intimidation	3
			Simple Assault	31
		<b>BURGLARY/BREAKING &amp; ENTERING</b>		<b>17</b>
			Burglary/Breaking & Entering	17
		<b>LARCENY/THEFT OFFENSES</b>		<b>37</b>
			All Other Larceny	31
			Theft From Motor Vehicle	4
			Theft of Motor Vehicle Parts/Accessories	2
		<b>COUNTERFEITING/FORGERY</b>		<b>2</b>
			Counterfeiting/Forgery	2
		<b>DESTRUCTION/DAMAGE/VANDALISM OF PROPERTY</b>		<b>43</b>
			Destruction/Damage/Vandalism of Property	43
		<b>STOLEN PROPERTY OFFENSES</b>		<b>2</b>
			Stolen Property Offenses	2
		<b>DRUG/NARCOTIC OFFENSES</b>		<b>9</b>
			Drug/Narcotic Violations	9
		<b>WEAPON LAW VIOLATIONS</b>		<b>3</b>
			Weapon Law Violations	3
<b>NICHOLAS</b>	<b>County</b>	<b>TOTAL</b>		<b>1760</b>
Central WV Drug		<b>TOTAL</b>		<b>25</b>
		<b>SEX OFFENSES, FORCIBLE</b>		<b>2</b>
			Forcible Rape	2
		<b>LARCENY/THEFT OFFENSES</b>		<b>1</b>
			All Other Larceny	1
		<b>FRAUD OFFENSES</b>		<b>1</b>
			False Pretenses/Swindle/Confidence Game	1
		<b>DRUG/NARCOTIC OFFENSES</b>		<b>21</b>
			Drug/Narcotic Violations	21

# Offenses (Group "A") by Agency

2005

COUNTY

AGENCY

OFFENSE CATEGORY

OFFENSE

# OF OFFENSES

AGENCY	OFFENSE CATEGORY	OFFENSE	# OF OFFENSES
<b>DNR - 3 - Nicholas</b>	<b>TOTAL</b>		<b>3</b>
	<b>DRUG/NARCOTIC OFFENSES</b>		<b>1</b>
	Drug/Narcotic Violations		1
	<b>WEAPON LAW VIOLATIONS</b>		<b>2</b>
	Weapon Law Violations		2
<b>FIRE MARSHAL - NICHOLAS</b>	<b>TOTAL</b>		<b>1</b>
	<b>ARSON</b>		<b>1</b>
	Arson		1

# Offenses (Group "A") by Agency

2005

COUNTY

AGENCY

OFFENSE CATEGORY

OFFENSE

# OF OFFENSES

<u>Nicholas Co SO</u>	<u>TOTAL</u>	<u>1,137</u>
<b>SEX OFFENSES, FORCIBLE</b>		<b>13</b>
Forcible Fondling		3
Forcible Rape		6
Forcible Sodomy		2
Sexual Assault With An Object		2
<b>ASSAULT OFFENSES</b>		<b>300</b>
Aggravated Assault		45
Intimidation		98
Simple Assault		159
<b>KIDNAPING/ABDUCTION</b>		<b>9</b>
Kidnaping/Abduction		9
<b>ROBBERY</b>		<b>2</b>
Robbery		2
<b>BURGLARY/BREAKING &amp; ENTERING</b>		<b>102</b>
Burglary/Breaking & Entering		102
<b>LARCENY/THEFT OFFENSES</b>		<b>357</b>
All Other Larceny		134
Purse-snatching		1
Shoplifting		36
Theft From Building		103
Theft From Coin Operated Machine or Device		6
Theft From Motor Vehicle		60
Theft of Motor Vehicle Parts/Accessories		20
<b>MOTOR VEHICLE THEFT</b>		<b>33</b>
Motor Vehicle Theft		33
<b>ARSON</b>		<b>4</b>
Arson		4
<b>COUNTERFEITING/FORGERY</b>		<b>36</b>
Counterfeiting/Forgery		36
<b>DESTRUCTION/DAMAGE/VANDALISM OF PROPERTY</b>		<b>172</b>
Destruction/Damage/Vandalism of Property		172
<b>EMBEZZLEMENT</b>		<b>1</b>
Embezzlement		1
<b>FRAUD OFFENSES</b>		<b>36</b>
Credit Card/Automatic Teller Fraud		3



# Offenses (Group "A") by Agency

---

2005

COUNTY

AGENCY

OFFENSE CATEGORY

OFFENSE

# OF OFFENSES

---

False Pretenses/Swindle/Confidence Game	26
Impersonation	7
<b>STOLEN PROPERTY OFFENSES</b>	<b>5</b>
Stolen Property Offenses	5
<b>DRUG/NARCOTIC OFFENSES</b>	<b>37</b>
Drug Equipment Violations	6
Drug/Narcotic Violations	37
<b>WEAPON LAW VIOLATIONS</b>	<b>19</b>
Weapon Law Violations	19

# Offenses (Group "A") by Agency

2005

COUNTY

AGENCY

OFFENSE CATEGORY

OFFENSE

# OF OFFENSES

<u>Richwood SP</u>	<u>TOTAL</u>	<u>86</u>
<b>SEX OFFENSES, FORCIBLE</b>		<b>2</b>
Forcible Fondling		2
<b>ASSAULT OFFENSES</b>		<b>10</b>
Aggravated Assault		6
Simple Assault		4
<b>BURGLARY/BREAKING &amp; ENTERING</b>		<b>13</b>
Burglary/Breaking & Entering		13
<b>LARCENY/THEFT OFFENSES</b>		<b>25</b>
All Other Larceny		7
Shoplifting		2
Theft From Building		6
Theft From Motor Vehicle		2
Theft of Motor Vehicle Parts/Accessories		8
<b>MOTOR VEHICLE THEFT</b>		<b>2</b>
Motor Vehicle Theft		2
<b>ARSON</b>		<b>1</b>
Arson		1
<b>COUNTERFEITING/FORGERY</b>		<b>3</b>
Counterfeiting/Forgery		3
<b>DESTRUCTION/DAMAGE/VANDALISM OF PROPERTY</b>		<b>17</b>
Destruction/Damage/Vandalism of Property		17
<b>FRAUD OFFENSES</b>		<b>1</b>
False Pretenses/Swindle/Confidence Game		1
<b>STOLEN PROPERTY OFFENSES</b>		<b>1</b>
Stolen Property Offenses		1
<b>DRUG/NARCOTIC OFFENSES</b>		<b>10</b>
Drug Equipment Violations		1
Drug/Narcotic Violations		10

# Offenses (Group "A") by Agency

2005

COUNTY

AGENCY

OFFENSE CATEGORY

OFFENSE

# OF OFFENSES

Summersville PD	TOTAL	272
<b>ASSAULT OFFENSES</b>		<b>44</b>
Intimidation		14
Simple Assault		31
<b>BURGLARY/BREAKING &amp; ENTERING</b>		<b>11</b>
Burglary/Breaking & Entering		11
<b>LARCENY/THEFT OFFENSES</b>		<b>122</b>
All Other Larceny		44
Shoplifting		47
Theft From Building		7
Theft From Coin Operated Machine or Device		1
Theft From Motor Vehicle		22
Theft of Motor Vehicle Parts/Accessories		1
<b>MOTOR VEHICLE THEFT</b>		<b>3</b>
Motor Vehicle Theft		3
<b>ARSON</b>		<b>1</b>
Arson		1
<b>COUNTERFEITING/FORGERY</b>		<b>12</b>
Counterfeiting/Forgery		12
<b>DESTRUCTION/DAMAGE/VANDALISM OF PROPERTY</b>		<b>24</b>
Destruction/Damage/Vandalism of Property		24
<b>EMBEZZLEMENT</b>		<b>3</b>
Embezzlement		3
<b>FRAUD OFFENSES</b>		<b>10</b>
Credit Card/Automatic Teller Fraud		2
False Pretenses/Swindle/Confidence Game		8
<b>STOLEN PROPERTY OFFENSES</b>		<b>4</b>
Stolen Property Offenses		4
<b>DRUG/NARCOTIC OFFENSES</b>		<b>36</b>
Drug/Narcotic Violations		36
<b>WEAPON LAW VIOLATIONS</b>		<b>1</b>
Weapon Law Violations		1

# Offenses (Group "A") by Agency

2005

COUNTY

AGENCY

OFFENSE CATEGORY

OFFENSE

# OF OFFENSES

<u>Summersville SP</u>	<u>TOTAL</u>	<u>236</u>
<b>SEX OFFENSES, FORCIBLE</b>		<b>2</b>
Forcible Fondling		2
<b>SEX OFFENSES, NONFORCIBLE</b>		<b>2</b>
Statutory Rape		2
<b>ASSAULT OFFENSES</b>		<b>43</b>
Aggravated Assault		2
Intimidation		5
Simple Assault		36
<b>BURGLARY/BREAKING &amp; ENTERING</b>		<b>22</b>
Burglary/Breaking & Entering		22
<b>LARCENY/THEFT OFFENSES</b>		<b>75</b>
All Other Larceny		27
Shoplifting		2
Theft From Building		19
Theft From Motor Vehicle		10
Theft of Motor Vehicle Parts/Accessories		18
<b>MOTOR VEHICLE THEFT</b>		<b>6</b>
Motor Vehicle Theft		6
<b>COUNTERFEITING/FORGERY</b>		<b>8</b>
Counterfeiting/Forgery		8
<b>DESTRUCTION/DAMAGE/VANDALISM OF PROPERTY</b>		<b>55</b>
Destruction/Damage/Vandalism of Property		55
<b>FRAUD OFFENSES</b>		<b>7</b>
Credit Card/Automatic Teller Fraud		2
False Pretenses/Swindle/Confidence Game		4
Impersonation		1
<b>STOLEN PROPERTY OFFENSES</b>		<b>3</b>
Stolen Property Offenses		3
<b>DRUG/NARCOTIC OFFENSES</b>		<b>6</b>
Drug Equipment Violations		1
Drug/Narcotic Violations		6
<b>PORNOGRAPHY/OBSCENE MATERIAL</b>		<b>1</b>
Pornography/Obscene Material		1
<b>WEAPON LAW VIOLATIONS</b>		<b>4</b>
Weapon Law Violations		4

# Offenses (Group "A") by Agency

2005

COUNTY

AGENCY

OFFENSE CATEGORY

OFFENSE

# OF OFFENSES

Ohio County TOTAL 3112

Bethlehem PD	TOTAL	16
<b>BURGLARY/BREAKING &amp; ENTERING</b>		<b>1</b>
Burglary/Breaking & Entering		1
<b>LARCENY/THEFT OFFENSES</b>		<b>6</b>
All Other Larceny		2
Theft From Building		1
Theft From Motor Vehicle		2
Theft of Motor Vehicle Parts/Accessories		1
<b>MOTOR VEHICLE THEFT</b>		<b>2</b>
Motor Vehicle Theft		2
<b>DESTRUCTION/DAMAGE/VANDALISM OF PROPERTY</b>		<b>5</b>
Destruction/Damage/Vandalism of Property		5
<b>FRAUD OFFENSES</b>		<b>1</b>
Credit Card/Automatic Teller Fraud		1
<b>STOLEN PROPERTY OFFENSES</b>		<b>1</b>
Stolen Property Offenses		1

# Offenses (Group "A") by Agency

2005

COUNTY

AGENCY

OFFENSE CATEGORY

OFFENSE

# OF OFFENSES

Ohio Co SO	TOTAL	263
<b>SEX OFFENSES, FORCIBLE</b>		<b>2</b>
Forcible Fondling		2
<b>SEX OFFENSES, NONFORCIBLE</b>		<b>2</b>
Incest		1
Statutory Rape		1
<b>ASSAULT OFFENSES</b>		<b>91</b>
Aggravated Assault		27
Intimidation		12
Simple Assault		53
<b>KIDNAPING/ABDUCTION</b>		<b>1</b>
Kidnaping/Abduction		1
<b>ROBBERY</b>		<b>1</b>
Robbery		1
<b>BURGLARY/BREAKING &amp; ENTERING</b>		<b>26</b>
Burglary/Breaking & Entering		26
<b>LARCENY/THEFT OFFENSES</b>		<b>23</b>
All Other Larceny		7
Shoplifting		8
Theft From Building		2
Theft From Coin Operated Machine or Device		1
Theft From Motor Vehicle		5
<b>MOTOR VEHICLE THEFT</b>		<b>2</b>
Motor Vehicle Theft		2
<b>COUNTERFEITING/FORGERY</b>		<b>3</b>
Counterfeiting/Forgery		3
<b>DESTRUCTION/DAMAGE/VANDALISM OF PROPERTY</b>		<b>47</b>
Destruction/Damage/Vandalism of Property		47
<b>EMBEZZLEMENT</b>		<b>1</b>
Embezzlement		1
<b>FRAUD OFFENSES</b>		<b>15</b>
Credit Card/Automatic Teller Fraud		3
False Pretenses/Swindle/Confidence Game		12
Impersonation		1
<b>STOLEN PROPERTY OFFENSES</b>		<b>3</b>
Stolen Property Offenses		3
<b>DRUG/NARCOTIC OFFENSES</b>		<b>39</b>

# Offenses (Group "A") by Agency

2005

COUNTY

AGENCY

OFFENSE CATEGORY

OFFENSE

# OF OFFENSES

Drug Equipment Violations	1
Drug/Narcotic Violations	38
<b>PROSTITUTION OFFENSES</b>	<b>1</b>
Assisting or Promoting Prostitution	1
Prostitution	1
<b>WEAPON LAW VIOLATIONS</b>	<b>3</b>
Weapon Law Violations	3
<b>tf Ohio Valley Drug &amp; Vio Crime</b> <b>TOTAL</b>	<b>41</b>
<b>DRUG/NARCOTIC OFFENSES</b>	<b>40</b>
Drug Equipment Violations	1
Drug/Narcotic Violations	40
<b>West Liberty College</b> <b>TOTAL</b>	<b>18</b>
<b>BURGLARY/BREAKING &amp; ENTERING</b>	<b>6</b>
Burglary/Breaking & Entering	6
<b>LARCENY/THEFT OFFENSES</b>	<b>5</b>
Purse-snatching	1
Theft From Building	3
Theft From Motor Vehicle	1
<b>DESTRUCTION/DAMAGE/VANDALISM OF PROPERTY</b>	<b>5</b>
Destruction/Damage/Vandalism of Property	5
<b>DRUG/NARCOTIC OFFENSES</b>	<b>2</b>
Drug/Narcotic Violations	2

# Offenses (Group "A") by Agency

2005

COUNTY

AGENCY

OFFENSE CATEGORY

OFFENSE

# OF OFFENSES

<u>Wheeling PD</u>	<u>TOTAL</u>	<u>2,595</u>
<b>SEX OFFENSES, FORCIBLE</b>		<b>31</b>
Forcible Fondling		12
Forcible Rape		18
Sexual Assault With An Object		1
<b>ASSAULT OFFENSES</b>		<b>650</b>
Aggravated Assault		70
Intimidation		186
Simple Assault		410
<b>KIDNAPING/ABDUCTION</b>		<b>1</b>
Kidnaping/Abduction		1
<b>ROBBERY</b>		<b>32</b>
Robbery		32
<b>BURGLARY/BREAKING &amp; ENTERING</b>		<b>228</b>
Burglary/Breaking & Entering		228
<b>LARCENY/THEFT OFFENSES</b>		<b>651</b>
All Other Larceny		375
Pocket-picking		1
Purse-snatching		7
Shoplifting		61
Theft From Building		22
Theft From Coin Operated Machine or Device		3
Theft From Motor Vehicle		170
Theft of Motor Vehicle Parts/Accessories		13
<b>MOTOR VEHICLE THEFT</b>		<b>90</b>
Motor Vehicle Theft		90
<b>ARSON</b>		<b>5</b>
Arson		5
<b>COUNTERFEITING/FORGERY</b>		<b>71</b>
Counterfeiting/Forgery		71
<b>DESTRUCTION/DAMAGE/VANDALISM OF PROPERTY</b>		<b>542</b>
Destruction/Damage/Vandalism of Property		542
<b>EMBEZZLEMENT</b>		<b>3</b>
Embezzlement		3
<b>FRAUD OFFENSES</b>		<b>108</b>
Credit Card/Automatic Teller Fraud		18



# Offenses (Group "A") by Agency

---

2005

COUNTY

AGENCY

OFFENSE CATEGORY

OFFENSE

# OF OFFENSES

---

False Pretenses/Swindle/Confidence Game	88
Impersonation	4
<b>STOLEN PROPERTY OFFENSES</b>	<b>10</b>
Stolen Property Offenses	10
<b>DRUG/NARCOTIC OFFENSES</b>	<b>121</b>
Drug Equipment Violations	1
Drug/Narcotic Violations	121
<b>PROSTITUTION OFFENSES</b>	<b>6</b>
Assisting or Promoting Prostitution	1
Prostitution	5
<b>WEAPON LAW VIOLATIONS</b>	<b>26</b>
Weapon Law Violations	26

# Offenses (Group "A") by Agency

2005

COUNTY

AGENCY

OFFENSE CATEGORY

OFFENSE

# OF OFFENSES

<u>Wheeling SP</u>	<u>TOTAL</u>	<u>179</u>
<b>SEX OFFENSES, FORCIBLE</b>		<b>6</b>
Forcible Fondling		2
Forcible Rape		3
Sexual Assault With An Object		1
<b>ASSAULT OFFENSES</b>		<b>36</b>
Aggravated Assault		8
Intimidation		5
Simple Assault		23
<b>BURGLARY/BREAKING &amp; ENTERING</b>		<b>6</b>
Burglary/Breaking & Entering		6
<b>LARCENY/THEFT OFFENSES</b>		<b>43</b>
All Other Larceny		16
Shoplifting		10
Theft From Building		3
Theft From Motor Vehicle		6
Theft of Motor Vehicle Parts/Accessories		9
<b>MOTOR VEHICLE THEFT</b>		<b>6</b>
Motor Vehicle Theft		6
<b>COUNTERFEITING/FORGERY</b>		<b>3</b>
Counterfeiting/Forgery		3
<b>DESTRUCTION/DAMAGE/VANDALISM OF PROPERTY</b>		<b>28</b>
Destruction/Damage/Vandalism of Property		28
<b>FRAUD OFFENSES</b>		<b>4</b>
False Pretenses/Swindle/Confidence Game		2
Impersonation		2
<b>DRUG/NARCOTIC OFFENSES</b>		<b>43</b>
Drug/Narcotic Violations		43
<b>PROSTITUTION OFFENSES</b>		<b>2</b>
Assisting or Promoting Prostitution		1
Prostitution		1
<b>WEAPON LAW VIOLATIONS</b>		<b>1</b>
Weapon Law Violations		1
<b>Pendleton County TOTAL</b>		<b>150</b>

# Offenses (Group "A") by Agency

2005

COUNTY

AGENCY

OFFENSE CATEGORY

OFFENSE

# OF OFFENSES

DNR - 2 - Pendleton	TOTAL	2
DRUG/NARCOTIC OFFENSES		<u>2</u>
Drug/Narcotic Violations		2

# Offenses (Group "A") by Agency

2005

COUNTY

AGENCY

OFFENSE CATEGORY

OFFENSE

# OF OFFENSES

Franklin SP	TOTAL	145
<b>SEX OFFENSES, FORCIBLE</b>		<b>1</b>
Forcible Rape		1
<b>ASSAULT OFFENSES</b>		<b>27</b>
Aggravated Assault		3
Intimidation		3
Simple Assault		21
<b>ROBBERY</b>		<b>2</b>
Robbery		2
<b>BURGLARY/BREAKING &amp; ENTERING</b>		<b>19</b>
Burglary/Breaking & Entering		19
<b>LARCENY/THEFT OFFENSES</b>		<b>27</b>
All Other Larceny		16
Shoplifting		1
Theft From Building		4
Theft From Coin Operated Machine or Device		2
Theft From Motor Vehicle		3
Theft of Motor Vehicle Parts/Accessories		2
<b>MOTOR VEHICLE THEFT</b>		<b>1</b>
Motor Vehicle Theft		1
<b>ARSON</b>		<b>1</b>
Arson		1
<b>COUNTERFEITING/FORGERY</b>		<b>8</b>
Counterfeiting/Forgery		8
<b>DESTRUCTION/DAMAGE/VANDALISM OF PROPERTY</b>		<b>27</b>
Destruction/Damage/Vandalism of Property		27
<b>FRAUD OFFENSES</b>		<b>3</b>
Credit Card/Automatic Teller Fraud		1
False Pretenses/Swindle/Confidence Game		2
<b>STOLEN PROPERTY OFFENSES</b>		<b>2</b>
Stolen Property Offenses		2
<b>DRUG/NARCOTIC OFFENSES</b>		<b>18</b>
Drug/Narcotic Violations		18
<b>PORNOGRAPHY/OBSCENE MATERIAL</b>		<b>1</b>
Pornography/Obscene Material		1
<b>WEAPON LAW VIOLATIONS</b>		<b>7</b>
Weapon Law Violations		7

# Offenses (Group "A") by Agency

2005

COUNTY

AGENCY

OFFENSE CATEGORY

OFFENSE

# OF OFFENSES

<u>Pendleton Co SO</u>		<u>TOTAL</u>	
	<b>BURGLARY/BREAKING &amp; ENTERING</b>		<b>3</b>
	Burglary/Breaking & Entering		1
	<b>LARCENY/THEFT OFFENSES</b>		<b>1</b>
	All Other Larceny		1
	<b>COUNTERFEITING/FORGERY</b>		<b>1</b>
	Counterfeiting/Forgery		1
<b>Pleasants</b>	<b>County TOTAL</b>		<b>74</b>
<u>Pleasants Co SO</u>		<u>TOTAL</u>	
	<b>SEX OFFENSES, FORCIBLE</b>		<b>2</b>
	Forcible Fondling		1
	Sexual Assault With An Object		1
	<b>ASSAULT OFFENSES</b>		<b>6</b>
	Intimidation		1
	Simple Assault		5
	<b>BURGLARY/BREAKING &amp; ENTERING</b>		<b>2</b>
	Burglary/Breaking & Entering		2
	<b>DESTRUCTION/DAMAGE/VANDALISM OF PROPERTY</b>		<b>1</b>
	Destruction/Damage/Vandalism of Property		1
	<b>DRUG/NARCOTIC OFFENSES</b>		<b>1</b>
	Drug/Narcotic Violations		1
	<b>WEAPON LAW VIOLATIONS</b>		<b>1</b>
	Weapon Law Violations		1

# Offenses (Group "A") by Agency

2005

COUNTY

AGENCY

OFFENSE CATEGORY

OFFENSE

# OF OFFENSES

St Marys PD	TOTAL	23
<b>SEX OFFENSES, FORCIBLE</b>		<b>2</b>
Forcible Fondling		1
Forcible Sodomy		1
<b>ASSAULT OFFENSES</b>		<b>7</b>
Aggravated Assault		3
Intimidation		1
Simple Assault		3
<b>BURGLARY/BREAKING &amp; ENTERING</b>		<b>1</b>
Burglary/Breaking & Entering		1
<b>LARCENY/THEFT OFFENSES</b>		<b>5</b>
All Other Larceny		1
Theft From Building		3
Theft From Motor Vehicle		1
<b>MOTOR VEHICLE THEFT</b>		<b>1</b>
Motor Vehicle Theft		1
<b>DRUG/NARCOTIC OFFENSES</b>		<b>7</b>
Drug/Narcotic Violations		7

# Offenses (Group "A") by Agency

2005

COUNTY

AGENCY

OFFENSE CATEGORY

OFFENSE

# OF OFFENSES

St Marys SP	TOTAL	38
<b>SEX OFFENSES, FORCIBLE</b>		<b>1</b>
Forcible Fondling		1
<b>ASSAULT OFFENSES</b>		<b>5</b>
Aggravated Assault		2
Simple Assault		3
<b>BURGLARY/BREAKING &amp; ENTERING</b>		<b>3</b>
Burglary/Breaking & Entering		3
<b>LARCENY/THEFT OFFENSES</b>		<b>9</b>
All Other Larceny		6
Theft From Building		3
<b>MOTOR VEHICLE THEFT</b>		<b>1</b>
Motor Vehicle Theft		1
<b>BRIBERY</b>		<b>1</b>
Bribery		1
<b>COUNTERFEITING/FORGERY</b>		<b>1</b>
Counterfeiting/Forgery		1
<b>DESTRUCTION/DAMAGE/VANDALISM OF PROPERTY</b>		<b>5</b>
Destruction/Damage/Vandalism of Property		5
<b>FRAUD OFFENSES</b>		<b>6</b>
False Pretenses/Swindle/Confidence Game		6
<b>DRUG/NARCOTIC OFFENSES</b>		<b>5</b>
Drug/Narcotic Violations		5
<b>WEAPON LAW VIOLATIONS</b>		<b>1</b>
Weapon Law Violations		1
<b>Pocahontas County TOTAL</b>		<b>459</b>
<b>DNR - 3 - Pocahontas</b>	<b>TOTAL</b>	<b>1</b>
<b>DRUG/NARCOTIC OFFENSES</b>		<b>1</b>
Drug/Narcotic Violations		1

# Offenses (Group "A") by Agency

2005

COUNTY

AGENCY

OFFENSE CATEGORY

OFFENSE

# OF OFFENSES

Marlinton PD	TOTAL	36
<b>SEX OFFENSES, FORCIBLE</b>		<b>2</b>
Forcible Fondling		2
<b>ASSAULT OFFENSES</b>		<b>16</b>
Aggravated Assault		2
Intimidation		1
Simple Assault		13
<b>BURGLARY/BREAKING &amp; ENTERING</b>		<b>3</b>
Burglary/Breaking & Entering		3
<b>LARCENY/THEFT OFFENSES</b>		<b>9</b>
All Other Larceny		6
Theft From Building		2
Theft of Motor Vehicle Parts/Accessories		1
<b>MOTOR VEHICLE THEFT</b>		<b>1</b>
Motor Vehicle Theft		1
<b>DESTRUCTION/DAMAGE/VANDALISM OF PROPERTY</b>		<b>4</b>
Destruction/Damage/Vandalism of Property		4
<b>FRAUD OFFENSES</b>		<b>1</b>
False Pretenses/Swindle/Confidence Game		1



# Offenses (Group "A") by Agency

2005

COUNTY

AGENCY

OFFENSE CATEGORY

OFFENSE

# OF OFFENSES

<u>Marlinton SP</u>	<u>TOTAL</u>	<u>281</u>
<b>HOMICIDE OFFENSES</b>		<b>1</b>
Murder and Nonnegligent Manslaughter		1
<b>SEX OFFENSES, FORCIBLE</b>		<b>4</b>
Forcible Fondling		3
Sexual Assault With An Object		1
<b>SEX OFFENSES, NONFORCIBLE</b>		<b>1</b>
Statutory Rape		1
<b>ASSAULT OFFENSES</b>		<b>70</b>
Aggravated Assault		11
Intimidation		10
Simple Assault		49
<b>KIDNAPING/ABDUCTION</b>		<b>1</b>
Kidnaping/Abduction		1
<b>ROBBERY</b>		<b>1</b>
Robbery		1
<b>BURGLARY/BREAKING &amp; ENTERING</b>		<b>34</b>
Burglary/Breaking & Entering		34
<b>LARCENY/THEFT OFFENSES</b>		<b>47</b>
All Other Larceny		37
Shoplifting		1
Theft From Motor Vehicle		9
<b>MOTOR VEHICLE THEFT</b>		<b>2</b>
Motor Vehicle Theft		2
<b>COUNTERFEITING/FORGERY</b>		<b>2</b>
Counterfeiting/Forgery		2
<b>DESTRUCTION/DAMAGE/VANDALISM OF PROPERTY</b>		<b>42</b>
Destruction/Damage/Vandalism of Property		42
<b>EMBEZZLEMENT</b>		<b>2</b>
Embezzlement		2
<b>FRAUD OFFENSES</b>		<b>3</b>
False Pretenses/Swindle/Confidence Game		3
<b>STOLEN PROPERTY OFFENSES</b>		<b>3</b>
Stolen Property Offenses		3
<b>DRUG/NARCOTIC OFFENSES</b>		<b>64</b>
Drug/Narcotic Violations		64
<b>WEAPON LAW VIOLATIONS</b>		<b>4</b>

# Offenses (Group "A") by Agency

2005

**COUNTY**

**AGENCY**

**OFFENSE CATEGORY**

**OFFENSE**

**# OF OFFENSES**

		# OF OFFENSES
	Weapon Law Violations	4
<b>Pocahontas Co SO</b>	<b>TOTAL</b>	<b>141</b>
	<b>ASSAULT OFFENSES</b>	<b>46</b>
	Aggravated Assault	2
	Intimidation	4
	Simple Assault	40
	<b>BURGLARY/BREAKING &amp; ENTERING</b>	<b>22</b>
	Burglary/Breaking & Entering	22
	<b>LARCENY/THEFT OFFENSES</b>	<b>24</b>
	All Other Larceny	14
	Theft From Building	6
	Theft From Coin Operated Machine or Device	1
	Theft From Motor Vehicle	3
	<b>COUNTERFEITING/FORGERY</b>	<b>3</b>
	Counterfeiting/Forgery	3
	<b>DESTRUCTION/DAMAGE/VANDALISM OF PROPERTY</b>	<b>31</b>
	Destruction/Damage/Vandalism of Property	31
	<b>FRAUD OFFENSES</b>	<b>3</b>
	Credit Card/Automatic Teller Fraud	1
	False Pretenses/Swindle/Confidence Game	3
	<b>DRUG/NARCOTIC OFFENSES</b>	<b>10</b>
	Drug/Narcotic Violations	10
	<b>WEAPON LAW VIOLATIONS</b>	<b>1</b>
	Weapon Law Violations	1
<b>Preston</b>	<b>County TOTAL</b>	<b>638</b>

# Offenses (Group "A") by Agency

2005

COUNTY

AGENCY

OFFENSE CATEGORY

OFFENSE

# OF OFFENSES

Kingwood SP	TOTAL	361
<b>SEX OFFENSES, FORCIBLE</b>		<b>8</b>
Forcible Fondling		3
Forcible Rape		3
Forcible Sodomy		2
<b>SEX OFFENSES, NONFORCIBLE</b>		<b>2</b>
Statutory Rape		2
<b>ASSAULT OFFENSES</b>		<b>49</b>
Aggravated Assault		11
Intimidation		6
Simple Assault		34
<b>ROBBERY</b>		<b>1</b>
Robbery		1
<b>BURGLARY/BREAKING &amp; ENTERING</b>		<b>78</b>
Burglary/Breaking & Entering		78
<b>LARCENY/THEFT OFFENSES</b>		<b>62</b>
All Other Larceny		52
Shoplifting		1
Theft From Building		1
Theft From Coin Operated Machine or Device		1
Theft From Motor Vehicle		4
Theft of Motor Vehicle Parts/Accessories		3
<b>MOTOR VEHICLE THEFT</b>		<b>17</b>
Motor Vehicle Theft		17
<b>ARSON</b>		<b>1</b>
Arson		1
<b>COUNTERFEITING/FORGERY</b>		<b>27</b>
Counterfeiting/Forgery		27
<b>DESTRUCTION/DAMAGE/VANDALISM OF PROPERTY</b>		<b>74</b>
Destruction/Damage/Vandalism of Property		74
<b>EXTORTION/BLACKMAIL</b>		<b>1</b>
Extortion/Blackmail		1
<b>FRAUD OFFENSES</b>		<b>10</b>
Credit Card/Automatic Teller Fraud		1
False Pretenses/Swindle/Confidence Game		9
<b>STOLEN PROPERTY OFFENSES</b>		<b>3</b>
Stolen Property Offenses		3

# Offenses (Group "A") by Agency

2005

COUNTY

AGENCY

OFFENSE CATEGORY

OFFENSE

# OF OFFENSES

		# OF OFFENSES
<b>DRUG/NARCOTIC OFFENSES</b>		<b>24</b>
	Drug/Narcotic Violations	24
<b>WEAPON LAW VIOLATIONS</b>		<b>2</b>
	Weapon Law Violations	2
<b>Masontown PD</b>	<b>TOTAL</b>	<b>5</b>
<b>ASSAULT OFFENSES</b>		<b>2</b>
	Simple Assault	2
<b>LARCENY/THEFT OFFENSES</b>		<b>2</b>
	All Other Larceny	2
<b>DRUG/NARCOTIC OFFENSES</b>		<b>1</b>
	Drug/Narcotic Violations	1

# Offenses (Group "A") by Agency

2005

COUNTY

AGENCY

OFFENSE CATEGORY

OFFENSE

# OF OFFENSES

<u>Preston Co SO</u>	<u>TOTAL</u>	<u>213</u>
<b>SEX OFFENSES, FORCIBLE</b>		<b>1</b>
Forcible Fondling		1
<b>ASSAULT OFFENSES</b>		<b>62</b>
Aggravated Assault		18
Intimidation		4
Simple Assault		42
<b>ROBBERY</b>		<b>1</b>
Robbery		1
<b>BURGLARY/BREAKING &amp; ENTERING</b>		<b>37</b>
Burglary/Breaking & Entering		37
<b>LARCENY/THEFT OFFENSES</b>		<b>32</b>
All Other Larceny		8
Purse-snatching		2
Theft From Building		3
Theft From Motor Vehicle		15
Theft of Motor Vehicle Parts/Accessories		6
<b>MOTOR VEHICLE THEFT</b>		<b>12</b>
Motor Vehicle Theft		12
<b>ARSON</b>		<b>1</b>
Arson		1
<b>COUNTERFEITING/FORGERY</b>		<b>5</b>
Counterfeiting/Forgery		5
<b>DESTRUCTION/DAMAGE/VANDALISM OF PROPERTY</b>		<b>37</b>
Destruction/Damage/Vandalism of Property		37
<b>EMBEZZLEMENT</b>		<b>2</b>
Embezzlement		2
<b>FRAUD OFFENSES</b>		<b>7</b>
False Pretenses/Swindle/Confidence Game		7
<b>DRUG/NARCOTIC OFFENSES</b>		<b>9</b>
Drug/Narcotic Violations		9
<b>PORNOGRAPHY/OBSCENE MATERIAL</b>		<b>1</b>
Pornography/Obscene Material		1
<b>WEAPON LAW VIOLATIONS</b>		<b>2</b>
Weapon Law Violations		2

# Offenses (Group "A") by Agency

2005

COUNTY

AGENCY

OFFENSE CATEGORY

OFFENSE

# OF OFFENSES

AGENCY	TOTAL	# OF OFFENSES
<b>Rowlesburg PD</b>	<b>TOTAL</b>	<b>9</b>
<b>ASSAULT OFFENSES</b>		<b>4</b>
Aggravated Assault		2
Simple Assault		2
<b>LARCENY/THEFT OFFENSES</b>		<b>1</b>
All Other Larceny		1
<b>EXTORTION/BLACKMAIL</b>		<b>1</b>
Extortion/Blackmail		1
<b>DRUG/NARCOTIC OFFENSES</b>		<b>3</b>
Drug/Narcotic Violations		3
<b>Terra Alta PD</b>	<b>TOTAL</b>	<b>50</b>
<b>SEX OFFENSES, FORCIBLE</b>		<b>2</b>
Forcible Fondling		2
<b>ASSAULT OFFENSES</b>		<b>11</b>
Aggravated Assault		2
Simple Assault		9
<b>BURGLARY/BREAKING &amp; ENTERING</b>		<b>3</b>
Burglary/Breaking & Entering		3
<b>LARCENY/THEFT OFFENSES</b>		<b>9</b>
All Other Larceny		4
Shoplifting		1
Theft From Coin Operated Machine or Device		1
Theft From Motor Vehicle		3
<b>MOTOR VEHICLE THEFT</b>		<b>1</b>
Motor Vehicle Theft		1
<b>COUNTERFEITING/FORGERY</b>		<b>1</b>
Counterfeiting/Forgery		1
<b>DESTRUCTION/DAMAGE/VANDALISM OF PROPERTY</b>		<b>19</b>
Destruction/Damage/Vandalism of Property		19
<b>FRAUD OFFENSES</b>		<b>1</b>
False Pretenses/Swindle/Confidence Game		1
<b>STOLEN PROPERTY OFFENSES</b>		<b>1</b>
Stolen Property Offenses		1
<b>DRUG/NARCOTIC OFFENSES</b>		<b>2</b>
Drug/Narcotic Violations		2

**PUTNAM County TOTAL 3222**

# Offenses (Group "A") by Agency

2005

COUNTY

AGENCY

OFFENSE CATEGORY

OFFENSE

# OF OFFENSES

---

<u>FIRE MARSHAL - PUTNAM</u>	<u>TOTAL</u>	<u>1</u>
<b>ARSON</b>		<b>1</b>
Arson		1

# Offenses (Group "A") by Agency

2005

COUNTY

AGENCY

OFFENSE CATEGORY

OFFENSE

# OF OFFENSES

<u>Hurricane PD</u>	<u>TOTAL</u>	<u>348</u>
<b>SEX OFFENSES, FORCIBLE</b>		<b>4</b>
Forcible Fondling		4
<b>SEX OFFENSES, NONFORCIBLE</b>		<b>1</b>
Statutory Rape		1
<b>ASSAULT OFFENSES</b>		<b>92</b>
Aggravated Assault		7
Intimidation		35
Simple Assault		50
<b>ROBBERY</b>		<b>1</b>
Robbery		1
<b>BURGLARY/BREAKING &amp; ENTERING</b>		<b>7</b>
Burglary/Breaking & Entering		7
<b>LARCENY/THEFT OFFENSES</b>		<b>115</b>
All Other Larceny		33
Purse-snatching		1
Shoplifting		10
Theft From Building		22
Theft From Coin Operated Machine or Device		5
Theft From Motor Vehicle		41
Theft of Motor Vehicle Parts/Accessories		3
<b>MOTOR VEHICLE THEFT</b>		<b>14</b>
Motor Vehicle Theft		14
<b>ARSON</b>		<b>1</b>
Arson		1
<b>COUNTERFEITING/FORGERY</b>		<b>3</b>
Counterfeiting/Forgery		3
<b>DESTRUCTION/DAMAGE/VANDALISM OF PROPERTY</b>		<b>89</b>
Destruction/Damage/Vandalism of Property		89
<b>FRAUD OFFENSES</b>		<b>5</b>
False Pretenses/Swindle/Confidence Game		2
Impersonation		3
<b>STOLEN PROPERTY OFFENSES</b>		<b>1</b>
Stolen Property Offenses		1
<b>DRUG/NARCOTIC OFFENSES</b>		<b>11</b>
Drug/Narcotic Violations		11
<b>WEAPON LAW VIOLATIONS</b>		<b>4</b>



# Offenses (Group "A") by Agency

2005

COUNTY

AGENCY

OFFENSE CATEGORY

OFFENSE

# OF OFFENSES

AGENCY	OFFENSE CATEGORY	OFFENSE	# OF OFFENSES
		Weapon Law Violations	4
<b>Poca PD</b>		<b>TOTAL</b>	<b>9</b>
	<b>BURGLARY/BREAKING &amp; ENTERING</b>		<b>1</b>
		Burglary/Breaking & Entering	1
	<b>LARCENY/THEFT OFFENSES</b>		<b>6</b>
		All Other Larceny	1
		Pocket-picking	1
		Shoplifting	1
		Theft From Motor Vehicle	2
		Theft of Motor Vehicle Parts/Accessories	1
	<b>DESTRUCTION/DAMAGE/VANDALISM OF PROPERTY</b>		<b>1</b>
		Destruction/Damage/Vandalism of Property	1
	<b>WEAPON LAW VIOLATIONS</b>		<b>1</b>
		Weapon Law Violations	1

# Offenses (Group "A") by Agency

2005

COUNTY

AGENCY

OFFENSE CATEGORY

OFFENSE

# OF OFFENSES

Putnam Co SO	TOTAL	2,312
<b>HOMICIDE OFFENSES</b>		<b>1</b>
Murder and Nonnegligent Manslaughter		1
<b>SEX OFFENSES, FORCIBLE</b>		<b>16</b>
Forcible Fondling		11
Forcible Rape		1
Forcible Sodomy		1
Sexual Assault With An Object		3
<b>SEX OFFENSES, NONFORCIBLE</b>		<b>4</b>
Statutory Rape		4
<b>ASSAULT OFFENSES</b>		<b>593</b>
Aggravated Assault		50
Intimidation		69
Simple Assault		475
<b>KIDNAPING/ABDUCTION</b>		<b>3</b>
Kidnaping/Abduction		3
<b>ROBBERY</b>		<b>8</b>
Robbery		8
<b>BURGLARY/BREAKING &amp; ENTERING</b>		<b>209</b>
Burglary/Breaking & Entering		209
<b>LARCENY/THEFT OFFENSES</b>		<b>737</b>
All Other Larceny		589
Shoplifting		22
Theft From Building		5
Theft From Coin Operated Machine or Device		1
Theft From Motor Vehicle		146
Theft of Motor Vehicle Parts/Accessories		8
<b>MOTOR VEHICLE THEFT</b>		<b>95</b>
Motor Vehicle Theft		95
<b>ARSON</b>		<b>6</b>
Arson		6
<b>COUNTERFEITING/FORGERY</b>		<b>71</b>
Counterfeiting/Forgery		71
<b>DESTRUCTION/DAMAGE/VANDALISM OF PROPERTY</b>		<b>356</b>
Destruction/Damage/Vandalism of Property		356
<b>EMBEZZLEMENT</b>		<b>10</b>
Embezzlement		10

# Offenses (Group "A") by Agency

2005

COUNTY

AGENCY

OFFENSE CATEGORY

OFFENSE

# OF OFFENSES

<b>FRAUD OFFENSES</b>	<b>45</b>
Credit Card/Automatic Teller Fraud	7
False Pretenses/Swindle/Confidence Game	24
Impersonation	14
<b>STOLEN PROPERTY OFFENSES</b>	<b>11</b>
Stolen Property Offenses	11
<b>DRUG/NARCOTIC OFFENSES</b>	<b>96</b>
Drug/Narcotic Violations	96
<b>WEAPON LAW VIOLATIONS</b>	<b>16</b>
Weapon Law Violations	16
<b>Winfield PD</b>	<b>63</b>
<b>ASSAULT OFFENSES</b>	<b>16</b>
Aggravated Assault	4
Intimidation	6
Simple Assault	6
<b>BURGLARY/BREAKING &amp; ENTERING</b>	<b>1</b>
Burglary/Breaking & Entering	1
<b>LARCENY/THEFT OFFENSES</b>	<b>26</b>
All Other Larceny	14
Theft From Building	1
Theft From Motor Vehicle	11
<b>DESTRUCTION/DAMAGE/VANDALISM OF PROPERTY</b>	<b>14</b>
Destruction/Damage/Vandalism of Property	14
<b>FRAUD OFFENSES</b>	<b>1</b>
False Pretenses/Swindle/Confidence Game	1
<b>DRUG/NARCOTIC OFFENSES</b>	<b>4</b>
Drug/Narcotic Violations	4
<b>WEAPON LAW VIOLATIONS</b>	<b>1</b>
Weapon Law Violations	1

# Offenses (Group "A") by Agency

2005

COUNTY

AGENCY

OFFENSE CATEGORY

OFFENSE

# OF OFFENSES

<u>Winfield SP</u>	<u>TOTAL</u>	<u>489</u>
<b>SEX OFFENSES, FORCIBLE</b>		<b>12</b>
Forcible Fondling		2
Forcible Rape		5
Forcible Sodomy		5
<b>ASSAULT OFFENSES</b>		<b>115</b>
Aggravated Assault		11
Intimidation		30
Simple Assault		75
<b>ROBBERY</b>		<b>1</b>
Robbery		1
<b>BURGLARY/BREAKING &amp; ENTERING</b>		<b>24</b>
Burglary/Breaking & Entering		24
<b>LARCENY/THEFT OFFENSES</b>		<b>133</b>
All Other Larceny		61
Shoplifting		7
Theft From Building		7
Theft From Motor Vehicle		21
Theft of Motor Vehicle Parts/Accessories		39
<b>MOTOR VEHICLE THEFT</b>		<b>14</b>
Motor Vehicle Theft		14
<b>ARSON</b>		<b>2</b>
Arson		2
<b>COUNTERFEITING/FORGERY</b>		<b>28</b>
Counterfeiting/Forgery		28
<b>DESTRUCTION/DAMAGE/VANDALISM OF PROPERTY</b>		<b>61</b>
Destruction/Damage/Vandalism of Property		61
<b>EMBEZZLEMENT</b>		<b>5</b>
Embezzlement		5
<b>FRAUD OFFENSES</b>		<b>39</b>
False Pretenses/Swindle/Confidence Game		34
Impersonation		4
Wire Fraud		1
<b>DRUG/NARCOTIC OFFENSES</b>		<b>47</b>
Drug Equipment Violations		6
Drug/Narcotic Violations		42

# Offenses (Group "A") by Agency

2005

COUNTY

AGENCY

OFFENSE CATEGORY

OFFENSE

# OF OFFENSES

<b>WEAPON LAW VIOLATIONS</b>	<b>4</b>
Weapon Law Violations	4

<b>RALEIGH County TOTAL</b>	<b>7539</b>
-----------------------------	-------------

<u>BCI - Beckley</u>	<u>TOTAL</u>
<b>BURGLARY/BREAKING &amp; ENTERING</b>	<b>1</b>
Burglary/Breaking & Entering	1
<b>DRUG/NARCOTIC OFFENSES</b>	<b>109</b>
Drug/Narcotic Violations	109
<b>WEAPON LAW VIOLATIONS</b>	<b>1</b>
Weapon Law Violations	1

# Offenses (Group "A") by Agency

2005

COUNTY

AGENCY

OFFENSE CATEGORY

OFFENSE

# OF OFFENSES

<u>Beckley PD</u>	<u>TOTAL</u>	<u>3,256</u>
<b>HOMICIDE OFFENSES</b>		<b>1</b>
Murder and Nonnegligent Manslaughter		1
<b>SEX OFFENSES, FORCIBLE</b>		<b>14</b>
Forcible Fondling		7
Forcible Rape		2
Forcible Sodomy		4
Sexual Assault With An Object		2
<b>SEX OFFENSES, NONFORCIBLE</b>		<b>2</b>
Statutory Rape		2
<b>ASSAULT OFFENSES</b>		<b>714</b>
Aggravated Assault		97
Intimidation		128
Simple Assault		505
<b>KIDNAPING/ABDUCTION</b>		<b>4</b>
Kidnaping/Abduction		4
<b>ROBBERY</b>		<b>20</b>
Robbery		20
<b>BURGLARY/BREAKING &amp; ENTERING</b>		<b>168</b>
Burglary/Breaking & Entering		168
<b>LARCENY/THEFT OFFENSES</b>		<b>1,045</b>
All Other Larceny		437
Purse-snatching		4
Shoplifting		315
Theft From Building		50
Theft From Coin Operated Machine or Device		21
Theft From Motor Vehicle		165
Theft of Motor Vehicle Parts/Accessories		56
<b>MOTOR VEHICLE THEFT</b>		<b>78</b>
Motor Vehicle Theft		78
<b>ARSON</b>		<b>5</b>
Arson		5
<b>COUNTERFEITING/FORGERY</b>		<b>76</b>
Counterfeiting/Forgery		76
<b>DESTRUCTION/DAMAGE/VANDALISM OF PROPERTY</b>		<b>621</b>
Destruction/Damage/Vandalism of Property		621

# Offenses (Group "A") by Agency

2005

COUNTY

AGENCY

OFFENSE CATEGORY

OFFENSE

# OF OFFENSES

---

<b>EMBEZZLEMENT</b>	<b>18</b>
Embezzlement	18
<b>FRAUD OFFENSES</b>	<b>199</b>
Credit Card/Automatic Teller Fraud	9
False Pretenses/Swindle/Confidence Game	179
Impersonation	15
<b>STOLEN PROPERTY OFFENSES</b>	<b>10</b>
Stolen Property Offenses	10
<b>DRUG/NARCOTIC OFFENSES</b>	<b>200</b>
Drug Equipment Violations	3
Drug/Narcotic Violations	200
<b>PROSTITUTION OFFENSES</b>	<b>17</b>
Assisting or Promoting Prostitution	3
Prostitution	14
<b>WEAPON LAW VIOLATIONS</b>	<b>37</b>
Weapon Law Violations	37

# Offenses (Group "A") by Agency

2005

COUNTY

AGENCY

OFFENSE CATEGORY

OFFENSE

# OF OFFENSES

<u>Beckley SP</u>	<u>TOTAL</u>	<u>950</u>
<b>HOMICIDE OFFENSES</b>		<b>3</b>
Murder and Nonnegligent Manslaughter		3
<b>SEX OFFENSES, FORCIBLE</b>		<b>10</b>
Forcible Fondling		4
Forcible Rape		1
Forcible Sodomy		4
Sexual Assault With An Object		1
<b>SEX OFFENSES, NONFORCIBLE</b>		<b>1</b>
Statutory Rape		1
<b>ASSAULT OFFENSES</b>		<b>205</b>
Aggravated Assault		37
Intimidation		43
Simple Assault		128
<b>ROBBERY</b>		<b>4</b>
Robbery		4
<b>BURGLARY/BREAKING &amp; ENTERING</b>		<b>87</b>
Burglary/Breaking & Entering		87
<b>LARCENY/THEFT OFFENSES</b>		<b>287</b>
All Other Larceny		151
Pocket-picking		2
Purse-snatching		3
Shoplifting		20
Theft From Building		9
Theft From Coin Operated Machine or Device		3
Theft From Motor Vehicle		47
Theft of Motor Vehicle Parts/Accessories		53
<b>MOTOR VEHICLE THEFT</b>		<b>62</b>
Motor Vehicle Theft		62
<b>ARSON</b>		<b>3</b>
Arson		3
<b>COUNTERFEITING/FORGERY</b>		<b>50</b>
Counterfeiting/Forgery		50
<b>DESTRUCTION/DAMAGE/VANDALISM OF PROPERTY</b>		<b>159</b>
Destruction/Damage/Vandalism of Property		159
<b>EMBEZZLEMENT</b>		<b>5</b>



# Offenses (Group "A") by Agency

2005

COUNTY

AGENCY

OFFENSE CATEGORY

OFFENSE

# OF OFFENSES

Embezzlement	5
<b>FRAUD OFFENSES</b>	<b>24</b>
Credit Card/Automatic Teller Fraud	3
False Pretenses/Swindle/Confidence Game	20
Wire Fraud	1
<b>STOLEN PROPERTY OFFENSES</b>	<b>11</b>
Stolen Property Offenses	11
<b>DRUG/NARCOTIC OFFENSES</b>	<b>27</b>
Drug Equipment Violations	2
Drug/Narcotic Violations	27
<b>PORNOGRAPHY/OBSCENE MATERIAL</b>	<b>1</b>
Pornography/Obscene Material	1
<b>WEAPON LAW VIOLATIONS</b>	<b>5</b>
Weapon Law Violations	5
<b>DNR - 4 - Raleigh</b>	<b>TOTAL</b>
	<b>4</b>
<b>DRUG/NARCOTIC OFFENSES</b>	<b>2</b>
Drug/Narcotic Violations	2
<b>WEAPON LAW VIOLATIONS</b>	<b>2</b>
Weapon Law Violations	2
<b>FIRE MARSHAL - Raleigh</b>	<b>TOTAL</b>
	<b>2</b>
<b>ARSON</b>	<b>2</b>
Arson	2

# Offenses (Group "A") by Agency

2005

COUNTY

AGENCY

OFFENSE CATEGORY

OFFENSE

# OF OFFENSES

<u>Mabscott PD</u>	<u>TOTAL</u>	<u>71</u>
<b>ASSAULT OFFENSES</b>		<b>20</b>
Aggravated Assault		3
Intimidation		6
Simple Assault		11
<b>KIDNAPING/ABDUCTION</b>		<b>2</b>
Kidnaping/Abduction		2
<b>BURGLARY/BREAKING &amp; ENTERING</b>		<b>1</b>
Burglary/Breaking & Entering		1
<b>LARCENY/THEFT OFFENSES</b>		<b>17</b>
Theft From Building		13
Theft From Motor Vehicle		3
Theft of Motor Vehicle Parts/Accessories		1
<b>MOTOR VEHICLE THEFT</b>		<b>3</b>
Motor Vehicle Theft		3
<b>DESTRUCTION/DAMAGE/VANDALISM OF PROPERTY</b>		<b>9</b>
Destruction/Damage/Vandalism of Property		9
<b>DRUG/NARCOTIC OFFENSES</b>		<b>14</b>
Drug/Narcotic Violations		14
<b>PROSTITUTION OFFENSES</b>		<b>1</b>
Assisting or Promoting Prostitution		1
Prostitution		1
<b>WEAPON LAW VIOLATIONS</b>		<b>3</b>
Weapon Law Violations		3

# Offenses (Group "A") by Agency

2005

COUNTY

AGENCY

OFFENSE CATEGORY

OFFENSE

# OF OFFENSES

<u>Raleigh Co SO</u>	<u>TOTAL</u>	<u>2,971</u>
<b>HOMICIDE OFFENSES</b>		<b>1</b>
Murder and Nonnegligent Manslaughter		1
<b>SEX OFFENSES, FORCIBLE</b>		<b>15</b>
Forcible Fondling		8
Forcible Rape		6
Forcible Sodomy		1
<b>SEX OFFENSES, NONFORCIBLE</b>		<b>4</b>
Statutory Rape		4
<b>ASSAULT OFFENSES</b>		<b>907</b>
Aggravated Assault		74
Intimidation		433
Simple Assault		414
<b>KIDNAPING/ABDUCTION</b>		<b>3</b>
Kidnaping/Abduction		3
<b>ROBBERY</b>		<b>13</b>
Robbery		13
<b>BURGLARY/BREAKING &amp; ENTERING</b>		<b>213</b>
Burglary/Breaking & Entering		213
<b>LARCENY/THEFT OFFENSES</b>		<b>992</b>
All Other Larceny		695
Purse-snatching		3
Shoplifting		112
Theft From Building		40
Theft From Coin Operated Machine or Device		4
Theft From Motor Vehicle		123
Theft of Motor Vehicle Parts/Accessories		27
<b>MOTOR VEHICLE THEFT</b>		<b>94</b>
Motor Vehicle Theft		94
<b>ARSON</b>		<b>14</b>
Arson		14
<b>COUNTERFEITING/FORGERY</b>		<b>43</b>
Counterfeiting/Forgery		43
<b>DESTRUCTION/DAMAGE/VANDALISM OF PROPERTY</b>		<b>514</b>
Destruction/Damage/Vandalism of Property		514
<b>EMBEZZLEMENT</b>		<b>7</b>
Embezzlement		7

# Offenses (Group "A") by Agency

2005

COUNTY

AGENCY

OFFENSE CATEGORY

OFFENSE

# OF OFFENSES

<b>FRAUD OFFENSES</b>	<b>63</b>
Credit Card/Automatic Teller Fraud	14
False Pretenses/Swindle/Confidence Game	48
Impersonation	3
<b>STOLEN PROPERTY OFFENSES</b>	<b>16</b>
Stolen Property Offenses	16
<b>DRUG/NARCOTIC OFFENSES</b>	<b>23</b>
Drug/Narcotic Violations	23
<b>WEAPON LAW VIOLATIONS</b>	<b>21</b>
Weapon Law Violations	21
<b>Sophia PD</b>	<b>72</b>
<b>ASSAULT OFFENSES</b>	<b>9</b>
Aggravated Assault	1
Intimidation	1
Simple Assault	7
<b>ROBBERY</b>	<b>2</b>
Robbery	2
<b>BURGLARY/BREAKING &amp; ENTERING</b>	<b>8</b>
Burglary/Breaking & Entering	8
<b>LARCENY/THEFT OFFENSES</b>	<b>32</b>
All Other Larceny	30
Shoplifting	2
<b>MOTOR VEHICLE THEFT</b>	<b>1</b>
Motor Vehicle Theft	1
<b>COUNTERFEITING/FORGERY</b>	<b>1</b>
Counterfeiting/Forgery	1
<b>DESTRUCTION/DAMAGE/VANDALISM OF PROPERTY</b>	<b>12</b>
Destruction/Damage/Vandalism of Property	12
<b>EXTORTION/BLACKMAIL</b>	<b>2</b>
Extortion/Blackmail	2
<b>FRAUD OFFENSES</b>	<b>2</b>
Credit Card/Automatic Teller Fraud	1
False Pretenses/Swindle/Confidence Game	1
<b>DRUG/NARCOTIC OFFENSES</b>	<b>2</b>
Drug/Narcotic Violations	2
<b>WEAPON LAW VIOLATIONS</b>	<b>1</b>
Weapon Law Violations	1

# Offenses (Group "A") by Agency

2005

COUNTY

AGENCY

OFFENSE CATEGORY

OFFENSE

# OF OFFENSES

COUNTY	AGENCY	OFFENSE CATEGORY	OFFENSE	# OF OFFENSES
	<b>tf Tri-Lateral Drug Network Team</b>	<b>TOTAL</b>		<b>58</b>
		<b>DRUG/NARCOTIC OFFENSES</b>		<b>57</b>
		Drug/Narcotic Violations		57
		<b>WEAPON LAW VIOLATIONS</b>		<b>1</b>
		Weapon Law Violations		1
	<b>Turnpike - Raleigh</b>	<b>TOTAL</b>		<b>44</b>
		<b>ROBBERY</b>		<b>1</b>
		Robbery		1
		<b>LARCENY/THEFT OFFENSES</b>		<b>7</b>
		All Other Larceny		5
		Theft From Motor Vehicle		2
		<b>DESTRUCTION/DAMAGE/VANDALISM OF PROPERTY</b>		<b>3</b>
		Destruction/Damage/Vandalism of Property		3
		<b>FRAUD OFFENSES</b>		<b>2</b>
		Credit Card/Automatic Teller Fraud		1
		False Pretenses/Swindle/Confidence Game		1
		<b>STOLEN PROPERTY OFFENSES</b>		<b>1</b>
		Stolen Property Offenses		1
		<b>DRUG/NARCOTIC OFFENSES</b>		<b>27</b>
		Drug Equipment Violations		1
		Drug/Narcotic Violations		26
		<b>WEAPON LAW VIOLATIONS</b>		<b>3</b>
		Weapon Law Violations		3
<b>Randolph</b>	<b>County</b>	<b>TOTAL</b>		<b>1355</b>

# Offenses (Group "A") by Agency

2005

COUNTY

AGENCY

OFFENSE CATEGORY

OFFENSE

# OF OFFENSES

<u>Elkins PD</u>	<u>TOTAL</u>	<u>618</u>
<b>HOMICIDE OFFENSES</b>		<b>1</b>
Murder and Nonnegligent Manslaughter		1
<b>SEX OFFENSES, FORCIBLE</b>		<b>10</b>
Forcible Fondling		1
Forcible Rape		6
Sexual Assault With An Object		3
<b>SEX OFFENSES, NONFORCIBLE</b>		<b>1</b>
Incest		1
<b>ASSAULT OFFENSES</b>		<b>96</b>
Aggravated Assault		12
Intimidation		10
Simple Assault		75
<b>ROBBERY</b>		<b>3</b>
Robbery		3
<b>BURGLARY/BREAKING &amp; ENTERING</b>		<b>49</b>
Burglary/Breaking & Entering		49
<b>LARCENY/THEFT OFFENSES</b>		<b>151</b>
All Other Larceny		30
Pocket-picking		1
Purse-snatching		1
Shoplifting		18
Theft From Building		46
Theft From Coin Operated Machine or Device		4
Theft From Motor Vehicle		29
Theft of Motor Vehicle Parts/Accessories		27
<b>MOTOR VEHICLE THEFT</b>		<b>17</b>
Motor Vehicle Theft		17
<b>ARSON</b>		<b>2</b>
Arson		2
<b>COUNTERFEITING/FORGERY</b>		<b>17</b>
Counterfeiting/Forgery		17
<b>DESTRUCTION/DAMAGE/VANDALISM OF PROPERTY</b>		<b>169</b>
Destruction/Damage/Vandalism of Property		169
<b>FRAUD OFFENSES</b>		<b>34</b>
Credit Card/Automatic Teller Fraud		1

# Offenses (Group "A") by Agency

---

2005

COUNTY

AGENCY

OFFENSE CATEGORY

OFFENSE

# OF OFFENSES

---

False Pretenses/Swindle/Confidence Game	32
Impersonation	1
<b>STOLEN PROPERTY OFFENSES</b>	<b>5</b>
Stolen Property Offenses	5
<b>DRUG/NARCOTIC OFFENSES</b>	<b>57</b>
Drug Equipment Violations	11
Drug/Narcotic Violations	46

# Offenses (Group "A") by Agency

2005

COUNTY

AGENCY

OFFENSE CATEGORY

OFFENSE

# OF OFFENSES

<u>Elkins SP</u>	<u>TOTAL</u>	<u>659</u>
<b>HOMICIDE OFFENSES</b>		<b>1</b>
Murder and Nonnegligent Manslaughter		1
<b>SEX OFFENSES, FORCIBLE</b>		<b>8</b>
Forcible Fondling		7
Forcible Sodomy		1
<b>SEX OFFENSES, NONFORCIBLE</b>		<b>1</b>
Statutory Rape		1
<b>ASSAULT OFFENSES</b>		<b>157</b>
Aggravated Assault		29
Intimidation		27
Simple Assault		103
<b>ROBBERY</b>		<b>1</b>
Robbery		1
<b>BURGLARY/BREAKING &amp; ENTERING</b>		<b>51</b>
Burglary/Breaking & Entering		51
<b>LARCENY/THEFT OFFENSES</b>		<b>167</b>
All Other Larceny		137
Shoplifting		26
Theft From Building		1
Theft From Motor Vehicle		4
<b>MOTOR VEHICLE THEFT</b>		<b>11</b>
Motor Vehicle Theft		11
<b>ARSON</b>		<b>1</b>
Arson		1
<b>COUNTERFEITING/FORGERY</b>		<b>16</b>
Counterfeiting/Forgery		16
<b>DESTRUCTION/DAMAGE/VANDALISM OF PROPERTY</b>		<b>103</b>
Destruction/Damage/Vandalism of Property		103
<b>EMBEZZLEMENT</b>		<b>5</b>
Embezzlement		5
<b>FRAUD OFFENSES</b>		<b>34</b>
Credit Card/Automatic Teller Fraud		2
False Pretenses/Swindle/Confidence Game		27
Impersonation		4
Wire Fraud		1
<b>STOLEN PROPERTY OFFENSES</b>		<b>7</b>



# Offenses (Group "A") by Agency

2005

COUNTY

AGENCY

OFFENSE CATEGORY

OFFENSE

# OF OFFENSES

Stolen Property Offenses	7
<b>DRUG/NARCOTIC OFFENSES</b>	<b>83</b>
Drug Equipment Violations	4
Drug/Narcotic Violations	79
<b>WEAPON LAW VIOLATIONS</b>	<b>10</b>
Weapon Law Violations	10
<b>Randolph Co SO</b>	<b>78</b>
<b>SEX OFFENSES, FORCIBLE</b>	<b>1</b>
Forcible Fondling	1
<b>ASSAULT OFFENSES</b>	<b>23</b>
Aggravated Assault	3
Intimidation	4
Simple Assault	16
<b>BURGLARY/BREAKING &amp; ENTERING</b>	<b>7</b>
Burglary/Breaking & Entering	7
<b>LARCENY/THEFT OFFENSES</b>	<b>16</b>
All Other Larceny	5
Shoplifting	1
Theft From Building	5
Theft From Motor Vehicle	5
<b>MOTOR VEHICLE THEFT</b>	<b>1</b>
Motor Vehicle Theft	1
<b>ARSON</b>	<b>2</b>
Arson	2
<b>COUNTERFEITING/FORGERY</b>	<b>2</b>
Counterfeiting/Forgery	2
<b>DESTRUCTION/DAMAGE/VANDALISM OF PROPERTY</b>	<b>18</b>
Destruction/Damage/Vandalism of Property	18
<b>FRAUD OFFENSES</b>	<b>2</b>
False Pretenses/Swindle/Confidence Game	2
<b>DRUG/NARCOTIC OFFENSES</b>	<b>4</b>
Drug/Narcotic Violations	4
<b>WEAPON LAW VIOLATIONS</b>	<b>2</b>
Weapon Law Violations	2

**Ritchie County TOTAL 402**

# Offenses (Group "A") by Agency

2005

COUNTY

AGENCY

OFFENSE CATEGORY

OFFENSE

# OF OFFENSES

<u>Harrisville PD</u>	<u>TOTAL</u>	<u>15</u>
<b>ASSAULT OFFENSES</b>		<b>2</b>
Intimidation		2
<b>BURGLARY/BREAKING &amp; ENTERING</b>		<b>4</b>
Burglary/Breaking & Entering		4
<b>LARCENY/THEFT OFFENSES</b>		<b>5</b>
All Other Larceny		2
Theft From Building		3
<b>DESTRUCTION/DAMAGE/VANDALISM OF PROPERTY</b>		<b>1</b>
Destruction/Damage/Vandalism of Property		1
<b>FRAUD OFFENSES</b>		<b>1</b>
False Pretenses/Swindle/Confidence Game		1
<b>DRUG/NARCOTIC OFFENSES</b>		<b>2</b>
Drug/Narcotic Violations		2

# Offenses (Group "A") by Agency

2005

COUNTY

AGENCY

OFFENSE CATEGORY

OFFENSE

# OF OFFENSES

Harrisville SP	TOTAL	276
<b>SEX OFFENSES, FORCIBLE</b>		<b>16</b>
Forcible Fondling		9
Forcible Rape		2
Forcible Sodomy		1
Sexual Assault With An Object		4
<b>ASSAULT OFFENSES</b>		<b>65</b>
Aggravated Assault		19
Intimidation		7
Simple Assault		39
<b>BURGLARY/BREAKING &amp; ENTERING</b>		<b>15</b>
Burglary/Breaking & Entering		15
<b>LARCENY/THEFT OFFENSES</b>		<b>44</b>
All Other Larceny		35
Theft From Building		7
Theft From Motor Vehicle		1
Theft of Motor Vehicle Parts/Accessories		1
<b>MOTOR VEHICLE THEFT</b>		<b>7</b>
Motor Vehicle Theft		7
<b>ARSON</b>		<b>1</b>
Arson		1
<b>COUNTERFEITING/FORGERY</b>		<b>2</b>
Counterfeiting/Forgery		2
<b>DESTRUCTION/DAMAGE/VANDALISM OF PROPERTY</b>		<b>37</b>
Destruction/Damage/Vandalism of Property		37
<b>EMBEZZLEMENT</b>		<b>6</b>
Embezzlement		6
<b>FRAUD OFFENSES</b>		<b>10</b>
False Pretenses/Swindle/Confidence Game		8
Impersonation		2
<b>STOLEN PROPERTY OFFENSES</b>		<b>1</b>
Stolen Property Offenses		1
<b>DRUG/NARCOTIC OFFENSES</b>		<b>71</b>
Drug Equipment Violations		5
Drug/Narcotic Violations		67

# Offenses (Group "A") by Agency

2005

COUNTY

AGENCY

OFFENSE CATEGORY

OFFENSE

# OF OFFENSES

<u>Pennsboro PD</u>	<u>TOTAL</u>	<u>16</u>
<b>ASSAULT OFFENSES</b>		<b>4</b>
Simple Assault		4
<b>BURGLARY/BREAKING &amp; ENTERING</b>		<b>6</b>
Burglary/Breaking & Entering		6
<b>LARCENY/THEFT OFFENSES</b>		<b>2</b>
All Other Larceny		1
Shoplifting		1
<b>COUNTERFEITING/FORGERY</b>		<b>3</b>
Counterfeiting/Forgery		3
<b>DESTRUCTION/DAMAGE/VANDALISM OF PROPERTY</b>		<b>1</b>
Destruction/Damage/Vandalism of Property		1

# Offenses (Group "A") by Agency

2005

COUNTY

AGENCY

OFFENSE CATEGORY

OFFENSE

# OF OFFENSES

<u>Ritchie Co SO</u>	<u>TOTAL</u>	<u>95</u>
<b>SEX OFFENSES, FORCIBLE</b>		<b>1</b>
Forcible Fondling		1
<b>ASSAULT OFFENSES</b>		<b>14</b>
Intimidation		3
Simple Assault		11
<b>KIDNAPING/ABDUCTION</b>		<b>2</b>
Kidnaping/Abduction		2
<b>BURGLARY/BREAKING &amp; ENTERING</b>		<b>24</b>
Burglary/Breaking & Entering		24
<b>LARCENY/THEFT OFFENSES</b>		<b>22</b>
All Other Larceny		13
Theft From Building		7
Theft From Motor Vehicle		2
<b>MOTOR VEHICLE THEFT</b>		<b>5</b>
Motor Vehicle Theft		5
<b>ARSON</b>		<b>1</b>
Arson		1
<b>COUNTERFEITING/FORGERY</b>		<b>1</b>
Counterfeiting/Forgery		1
<b>DESTRUCTION/DAMAGE/VANDALISM OF PROPERTY</b>		<b>14</b>
Destruction/Damage/Vandalism of Property		14
<b>FRAUD OFFENSES</b>		<b>5</b>
False Pretenses/Swindle/Confidence Game		5
<b>DRUG/NARCOTIC OFFENSES</b>		<b>6</b>
Drug/Narcotic Violations		6
<b>Roane County TOTAL</b>		<b>546</b>

# Offenses (Group "A") by Agency

2005

COUNTY

AGENCY

OFFENSE CATEGORY

OFFENSE

# OF OFFENSES

Roane Co SO	TOTAL	210
<b>HOMICIDE OFFENSES</b>		<b>1</b>
Murder and Nonnegligent Manslaughter		1
<b>SEX OFFENSES, FORCIBLE</b>		<b>2</b>
Forcible Rape		2
<b>ASSAULT OFFENSES</b>		<b>46</b>
Aggravated Assault		9
Intimidation		9
Simple Assault		29
<b>KIDNAPING/ABDUCTION</b>		<b>1</b>
Kidnaping/Abduction		1
<b>BURGLARY/BREAKING &amp; ENTERING</b>		<b>15</b>
Burglary/Breaking & Entering		15
<b>LARCENY/THEFT OFFENSES</b>		<b>66</b>
All Other Larceny		57
Theft From Building		5
Theft From Motor Vehicle		4
<b>MOTOR VEHICLE THEFT</b>		<b>11</b>
Motor Vehicle Theft		11
<b>ARSON</b>		<b>1</b>
Arson		1
<b>COUNTERFEITING/FORGERY</b>		<b>7</b>
Counterfeiting/Forgery		7
<b>DESTRUCTION/DAMAGE/VANDALISM OF PROPERTY</b>		<b>30</b>
Destruction/Damage/Vandalism of Property		30
<b>FRAUD OFFENSES</b>		<b>1</b>
False Pretenses/Swindle/Confidence Game		1
<b>DRUG/NARCOTIC OFFENSES</b>		<b>24</b>
Drug/Narcotic Violations		24
<b>WEAPON LAW VIOLATIONS</b>		<b>4</b>
Weapon Law Violations		4

# Offenses (Group "A") by Agency

2005

COUNTY

AGENCY

OFFENSE CATEGORY

OFFENSE

# OF OFFENSES

<u>Spencer PD</u>	<u>TOTAL</u>	<u>184</u>
<b>ASSAULT OFFENSES</b>		<b>31</b>
Aggravated Assault		4
Intimidation		3
Simple Assault		24
<b>BURGLARY/BREAKING &amp; ENTERING</b>		<b>6</b>
Burglary/Breaking & Entering		6
<b>LARCENY/THEFT OFFENSES</b>		<b>76</b>
All Other Larceny		7
Purse-snatching		2
Shoplifting		23
Theft From Building		12
Theft From Coin Operated Machine or Device		1
Theft From Motor Vehicle		26
Theft of Motor Vehicle Parts/Accessories		7
<b>MOTOR VEHICLE THEFT</b>		<b>2</b>
Motor Vehicle Theft		2
<b>COUNTERFEITING/FORGERY</b>		<b>12</b>
Counterfeiting/Forgery		12
<b>DESTRUCTION/DAMAGE/VANDALISM OF PROPERTY</b>		<b>46</b>
Destruction/Damage/Vandalism of Property		46
<b>FRAUD OFFENSES</b>		<b>7</b>
Credit Card/Automatic Teller Fraud		1
False Pretenses/Swindle/Confidence Game		5
Impersonation		1
<b>DRUG/NARCOTIC OFFENSES</b>		<b>2</b>
Drug/Narcotic Violations		2

# Offenses (Group "A") by Agency

2005

COUNTY

AGENCY

OFFENSE CATEGORY

OFFENSE

# OF OFFENSES

Spencer SP	TOTAL	152
<b>HOMICIDE OFFENSES</b>		<b>1</b>
Murder and Nonnegligent Manslaughter		1
<b>ASSAULT OFFENSES</b>		<b>30</b>
Aggravated Assault		6
Intimidation		2
Simple Assault		22
<b>KIDNAPING/ABDUCTION</b>		<b>1</b>
Kidnaping/Abduction		1
<b>BURGLARY/BREAKING &amp; ENTERING</b>		<b>16</b>
Burglary/Breaking & Entering		16
<b>LARCENY/THEFT OFFENSES</b>		<b>26</b>
All Other Larceny		18
Purse-snatching		1
Theft From Building		2
Theft From Motor Vehicle		1
Theft of Motor Vehicle Parts/Accessories		4
<b>MOTOR VEHICLE THEFT</b>		<b>9</b>
Motor Vehicle Theft		9
<b>ARSON</b>		<b>2</b>
Arson		2
<b>COUNTERFEITING/FORGERY</b>		<b>3</b>
Counterfeiting/Forgery		3
<b>DESTRUCTION/DAMAGE/VANDALISM OF PROPERTY</b>		<b>18</b>
Destruction/Damage/Vandalism of Property		18
<b>FRAUD OFFENSES</b>		<b>9</b>
False Pretenses/Swindle/Confidence Game		8
Impersonation		1
<b>STOLEN PROPERTY OFFENSES</b>		<b>2</b>
Stolen Property Offenses		2
<b>DRUG/NARCOTIC OFFENSES</b>		<b>31</b>
Drug Equipment Violations		5
Drug/Narcotic Violations		27
<b>WEAPON LAW VIOLATIONS</b>		<b>3</b>
Weapon Law Violations		3
<b>Summers County TOTAL</b>		<b>375</b>



# Offenses (Group "A") by Agency

2005

COUNTY

AGENCY

OFFENSE CATEGORY

OFFENSE

# OF OFFENSES

AGENCY	TOTAL	# OF OFFENSES
<b>DNR - 4 - Summers</b>	<b>TOTAL</b>	<b>6</b>
<b>DRUG/NARCOTIC OFFENSES</b>		<b>5</b>
Drug/Narcotic Violations		5
<b>WEAPON LAW VIOLATIONS</b>		<b>1</b>
Weapon Law Violations		1
<b>Hinton PD</b>	<b>TOTAL</b>	<b>95</b>
<b>SEX OFFENSES, FORCIBLE</b>		<b>1</b>
Sexual Assault With An Object		1
<b>ASSAULT OFFENSES</b>		<b>30</b>
Aggravated Assault		8
Intimidation		4
Simple Assault		20
<b>BURGLARY/BREAKING &amp; ENTERING</b>		<b>6</b>
Burglary/Breaking & Entering		6
<b>LARCENY/THEFT OFFENSES</b>		<b>17</b>
All Other Larceny		3
Purse-snatching		1
Shoplifting		8
Theft From Building		3
Theft From Motor Vehicle		2
<b>MOTOR VEHICLE THEFT</b>		<b>1</b>
Motor Vehicle Theft		1
<b>COUNTERFEITING/FORGERY</b>		<b>1</b>
Counterfeiting/Forgery		1
<b>DESTRUCTION/DAMAGE/VANDALISM OF PROPERTY</b>		<b>20</b>
Destruction/Damage/Vandalism of Property		20
<b>EMBEZZLEMENT</b>		<b>1</b>
Embezzlement		1
<b>DRUG/NARCOTIC OFFENSES</b>		<b>15</b>
Drug/Narcotic Violations		15
<b>WEAPON LAW VIOLATIONS</b>		<b>1</b>
Weapon Law Violations		1

# Offenses (Group "A") by Agency

2005

COUNTY

AGENCY

OFFENSE CATEGORY

OFFENSE

# OF OFFENSES

<u>Hinton SP</u>	<u>TOTAL</u>	<u>113</u>
<b>ASSAULT OFFENSES</b>		<b>20</b>
Aggravated Assault		8
Intimidation		3
Simple Assault		9
<b>ROBBERY</b>		<b>2</b>
Robbery		2
<b>BURGLARY/BREAKING &amp; ENTERING</b>		<b>20</b>
Burglary/Breaking & Entering		20
<b>LARCENY/THEFT OFFENSES</b>		<b>37</b>
All Other Larceny		12
Shoplifting		1
Theft From Building		3
Theft From Coin Operated Machine or Device		3
Theft From Motor Vehicle		17
Theft of Motor Vehicle Parts/Accessories		1
<b>MOTOR VEHICLE THEFT</b>		<b>4</b>
Motor Vehicle Theft		4
<b>COUNTERFEITING/FORGERY</b>		<b>7</b>
Counterfeiting/Forgery		7
<b>DESTRUCTION/DAMAGE/VANDALISM OF PROPERTY</b>		<b>18</b>
Destruction/Damage/Vandalism of Property		18
<b>FRAUD OFFENSES</b>		<b>2</b>
False Pretenses/Swindle/Confidence Game		2
<b>STOLEN PROPERTY OFFENSES</b>		<b>1</b>
Stolen Property Offenses		1
<b>DRUG/NARCOTIC OFFENSES</b>		<b>2</b>
Drug/Narcotic Violations		2

# Offenses (Group "A") by Agency

2005

COUNTY

AGENCY

OFFENSE CATEGORY

OFFENSE

# OF OFFENSES

<u>Summers Co SO</u>	<u>TOTAL</u>	<u>161</u>
<b>SEX OFFENSES, FORCIBLE</b>		<b>1</b>
Sexual Assault With An Object		1
<b>ASSAULT OFFENSES</b>		<b>34</b>
Aggravated Assault		10
Intimidation		6
Simple Assault		21
<b>KIDNAPING/ABDUCTION</b>		<b>2</b>
Kidnaping/Abduction		2
<b>BURGLARY/BREAKING &amp; ENTERING</b>		<b>17</b>
Burglary/Breaking & Entering		17
<b>LARCENY/THEFT OFFENSES</b>		<b>47</b>
All Other Larceny		15
Pocket-picking		2
Purse-snatching		2
Shoplifting		1
Theft From Building		21
Theft From Coin Operated Machine or Device		1
Theft From Motor Vehicle		4
Theft of Motor Vehicle Parts/Accessories		1
<b>MOTOR VEHICLE THEFT</b>		<b>6</b>
Motor Vehicle Theft		6
<b>ARSON</b>		<b>1</b>
Arson		1
<b>COUNTERFEITING/FORGERY</b>		<b>2</b>
Counterfeiting/Forgery		2
<b>DESTRUCTION/DAMAGE/VANDALISM OF PROPERTY</b>		<b>27</b>
Destruction/Damage/Vandalism of Property		27
<b>FRAUD OFFENSES</b>		<b>2</b>
Credit Card/Automatic Teller Fraud		1
Impersonation		1
<b>STOLEN PROPERTY OFFENSES</b>		<b>3</b>
Stolen Property Offenses		3
<b>DRUG/NARCOTIC OFFENSES</b>		<b>15</b>
Drug Equipment Violations		1
Drug/Narcotic Violations		15

# Offenses (Group "A") by Agency

2005

COUNTY

AGENCY

OFFENSE CATEGORY

OFFENSE

# OF OFFENSES

Taylor	County TOTAL	140
<b>DNR - 1 - Taylor</b>	<b>TOTAL</b>	<b>1</b>
<b>WEAPON LAW VIOLATIONS</b>		<b>1</b>
Weapon Law Violations		1
<b>Grafton PD</b>	<b>TOTAL</b>	<b>70</b>
<b>ASSAULT OFFENSES</b>		<b>27</b>
Aggravated Assault		4
Simple Assault		23
<b>BURGLARY/BREAKING &amp; ENTERING</b>		<b>22</b>
Burglary/Breaking & Entering		22
<b>LARCENY/THEFT OFFENSES</b>		<b>15</b>
All Other Larceny		2
Purse-snatching		1
Shoplifting		3
Theft From Building		4
Theft From Coin Operated Machine or Device		1
Theft From Motor Vehicle		4
<b>MOTOR VEHICLE THEFT</b>		<b>2</b>
Motor Vehicle Theft		2
<b>DRUG/NARCOTIC OFFENSES</b>		<b>3</b>
Drug/Narcotic Violations		3
<b>WEAPON LAW VIOLATIONS</b>		<b>1</b>
Weapon Law Violations		1

# Offenses (Group "A") by Agency

2005

COUNTY

AGENCY

OFFENSE CATEGORY

OFFENSE

# OF OFFENSES

<u>Grafton SP</u>	<u>TOTAL</u>	<u>60</u>
<b>SEX OFFENSES, FORCIBLE</b>		<b>2</b>
Forcible Fondling		1
Forcible Sodomy		1
<b>SEX OFFENSES, NONFORCIBLE</b>		<b>1</b>
Incest		1
<b>ASSAULT OFFENSES</b>		<b>18</b>
Aggravated Assault		2
Intimidation		2
Simple Assault		14
<b>BURGLARY/BREAKING &amp; ENTERING</b>		<b>3</b>
Burglary/Breaking & Entering		3
<b>LARCENY/THEFT OFFENSES</b>		<b>16</b>
All Other Larceny		7
Purse-snatching		1
Theft From Building		1
Theft From Motor Vehicle		4
Theft of Motor Vehicle Parts/Accessories		3
<b>MOTOR VEHICLE THEFT</b>		<b>1</b>
Motor Vehicle Theft		1
<b>COUNTERFEITING/FORGERY</b>		<b>1</b>
Counterfeiting/Forgery		1
<b>DESTRUCTION/DAMAGE/VANDALISM OF PROPERTY</b>		<b>14</b>
Destruction/Damage/Vandalism of Property		14
<b>FRAUD OFFENSES</b>		<b>4</b>
False Pretenses/Swindle/Confidence Game		4

# Offenses (Group "A") by Agency

2005

COUNTY

AGENCY

OFFENSE CATEGORY

OFFENSE

# OF OFFENSES

Taylor Co SO	TOTAL	9
<b>ASSAULT OFFENSES</b>		<b>2</b>
Simple Assault		2
<b>BURGLARY/BREAKING &amp; ENTERING</b>		<b>1</b>
Burglary/Breaking & Entering		1
<b>LARCENY/THEFT OFFENSES</b>		<b>4</b>
All Other Larceny		1
Theft From Building		2
Theft From Motor Vehicle		1
<b>MOTOR VEHICLE THEFT</b>		<b>1</b>
Motor Vehicle Theft		1
<b>DESTRUCTION/DAMAGE/VANDALISM OF PROPERTY</b>		<b>1</b>
Destruction/Damage/Vandalism of Property		1
<b>Tucker County TOTAL</b>		<b>265</b>

# Offenses (Group "A") by Agency

2005

COUNTY

AGENCY

OFFENSE CATEGORY

OFFENSE

# OF OFFENSES

<u>Parsons SP</u>	<u>TOTAL</u>	<u>207</u>
<b>SEX OFFENSES, FORCIBLE</b>		<b>1</b>
Sexual Assault With An Object		1
<b>ASSAULT OFFENSES</b>		<b>53</b>
Aggravated Assault		3
Intimidation		8
Simple Assault		43
<b>BURGLARY/BREAKING &amp; ENTERING</b>		<b>20</b>
Burglary/Breaking & Entering		20
<b>LARCENY/THEFT OFFENSES</b>		<b>31</b>
All Other Larceny		29
Theft From Building		1
Theft From Motor Vehicle		2
<b>MOTOR VEHICLE THEFT</b>		<b>4</b>
Motor Vehicle Theft		4
<b>COUNTERFEITING/FORGERY</b>		<b>4</b>
Counterfeiting/Forgery		4
<b>DESTRUCTION/DAMAGE/VANDALISM OF PROPERTY</b>		<b>43</b>
Destruction/Damage/Vandalism of Property		43
<b>FRAUD OFFENSES</b>		<b>8</b>
False Pretenses/Swindle/Confidence Game		7
Impersonation		1
<b>STOLEN PROPERTY OFFENSES</b>		<b>2</b>
Stolen Property Offenses		2
<b>DRUG/NARCOTIC OFFENSES</b>		<b>37</b>
Drug/Narcotic Violations		37
<b>WEAPON LAW VIOLATIONS</b>		<b>2</b>
Weapon Law Violations		2

# Offenses (Group "A") by Agency

2005

COUNTY

AGENCY

OFFENSE CATEGORY

OFFENSE

# OF OFFENSES

<u>Tucker Co SO</u>		<u>TOTAL</u>	<u>58</u>
	<b>SEX OFFENSES, FORCIBLE</b>		<b>2</b>
	Forcible Fondling		1
	Sexual Assault With An Object		1
	<b>ASSAULT OFFENSES</b>		<b>13</b>
	Aggravated Assault		1
	Intimidation		3
	Simple Assault		9
	<b>BURGLARY/BREAKING &amp; ENTERING</b>		<b>8</b>
	Burglary/Breaking & Entering		8
	<b>LARCENY/THEFT OFFENSES</b>		<b>9</b>
	All Other Larceny		9
	<b>COUNTERFEITING/FORGERY</b>		<b>4</b>
	Counterfeiting/Forgery		4
	<b>DESTRUCTION/DAMAGE/VANDALISM OF PROPERTY</b>		<b>21</b>
	Destruction/Damage/Vandalism of Property		21
	<b>FRAUD OFFENSES</b>		<b>1</b>
	False Pretenses/Swindle/Confidence Game		1
<b>Tyler</b>	<b>County TOTAL</b>		<b>11</b>
<u>Paden City PD</u>		<u>TOTAL</u>	<u>10</u>
	<b>ASSAULT OFFENSES</b>		<b>7</b>
	Aggravated Assault		1
	Simple Assault		6
	<b>LARCENY/THEFT OFFENSES</b>		<b>2</b>
	Shoplifting		2
	<b>DRUG/NARCOTIC OFFENSES</b>		<b>1</b>
	Drug/Narcotic Violations		1
<u>Tyler Co SO</u>		<u>TOTAL</u>	<u>1</u>
	<b>ASSAULT OFFENSES</b>		<b>1</b>
	Simple Assault		1
<b>UPSHUR</b>	<b>County TOTAL</b>		<b>848</b>



# Offenses (Group "A") by Agency

2005

COUNTY

AGENCY

OFFENSE CATEGORY

OFFENSE

# OF OFFENSES

<b>BCI - Buckhannon</b>	<b>TOTAL</b>	<b>31</b>
<b>STOLEN PROPERTY OFFENSES</b>		<b>1</b>
Stolen Property Offenses		1
<b>DRUG/NARCOTIC OFFENSES</b>		<b>29</b>
Drug Equipment Violations		1
Drug/Narcotic Violations		29
<b>Buckhannon PD</b>	<b>TOTAL</b>	<b>206</b>
<b>ASSAULT OFFENSES</b>		<b>56</b>
Aggravated Assault		6
Intimidation		4
Simple Assault		46
<b>KIDNAPING/ABDUCTION</b>		<b>1</b>
Kidnaping/Abduction		1
<b>BURGLARY/BREAKING &amp; ENTERING</b>		<b>20</b>
Burglary/Breaking & Entering		20
<b>LARCENY/THEFT OFFENSES</b>		<b>61</b>
All Other Larceny		21
Pocket-picking		1
Shoplifting		3
Theft From Building		24
Theft From Motor Vehicle		12
<b>MOTOR VEHICLE THEFT</b>		<b>11</b>
Motor Vehicle Theft		11
<b>COUNTERFEITING/FORGERY</b>		<b>7</b>
Counterfeiting/Forgery		7
<b>DESTRUCTION/DAMAGE/VANDALISM OF PROPERTY</b>		<b>23</b>
Destruction/Damage/Vandalism of Property		23
<b>EMBEZZLEMENT</b>		<b>1</b>
Embezzlement		1
<b>FRAUD OFFENSES</b>		<b>5</b>
Credit Card/Automatic Teller Fraud		1
False Pretenses/Swindle/Confidence Game		4
<b>DRUG/NARCOTIC OFFENSES</b>		<b>20</b>
Drug/Narcotic Violations		20
<b>WEAPON LAW VIOLATIONS</b>		<b>1</b>
Weapon Law Violations		1

# Offenses (Group "A") by Agency

2005

COUNTY

AGENCY

OFFENSE CATEGORY

OFFENSE

# OF OFFENSES

<u>Buckhannon SP</u>	<u>TOTAL</u>	<u>346</u>
<b>HOMICIDE OFFENSES</b>		<b>1</b>
Murder and Nonnegligent Manslaughter		1
<b>SEX OFFENSES, FORCIBLE</b>		<b>11</b>
Forcible Fondling		5
Forcible Rape		5
Forcible Sodomy		1
<b>ASSAULT OFFENSES</b>		<b>77</b>
Aggravated Assault		6
Intimidation		9
Simple Assault		63
<b>BURGLARY/BREAKING &amp; ENTERING</b>		<b>29</b>
Burglary/Breaking & Entering		29
<b>LARCENY/THEFT OFFENSES</b>		<b>99</b>
All Other Larceny		52
Shoplifting		4
Theft From Building		4
Theft From Coin Operated Machine or Device		1
Theft From Motor Vehicle		8
Theft of Motor Vehicle Parts/Accessories		31
<b>MOTOR VEHICLE THEFT</b>		<b>7</b>
Motor Vehicle Theft		7
<b>ARSON</b>		<b>3</b>
Arson		3
<b>COUNTERFEITING/FORGERY</b>		<b>9</b>
Counterfeiting/Forgery		9
<b>DESTRUCTION/DAMAGE/VANDALISM OF PROPERTY</b>		<b>62</b>
Destruction/Damage/Vandalism of Property		62
<b>EMBEZZLEMENT</b>		<b>1</b>
Embezzlement		1
<b>FRAUD OFFENSES</b>		<b>9</b>
Credit Card/Automatic Teller Fraud		2
False Pretenses/Swindle/Confidence Game		6
Impersonation		1
<b>DRUG/NARCOTIC OFFENSES</b>		<b>30</b>
Drug Equipment Violations		6

# Offenses (Group "A") by Agency

2005

COUNTY

AGENCY

OFFENSE CATEGORY

OFFENSE

# OF OFFENSES

COUNTY	AGENCY	OFFENSE CATEGORY	OFFENSE	# OF OFFENSES
			Drug/Narcotic Violations	24
		<b>WEAPON LAW VIOLATIONS</b>		<b>6</b>
			Weapon Law Violations	6
<b>Upshur Co SO</b>		<b>TOTAL</b>		<b>265</b>
		<b>SEX OFFENSES, FORCIBLE</b>		<b>1</b>
			Forcible Rape	1
		<b>ASSAULT OFFENSES</b>		<b>79</b>
			Aggravated Assault	15
			Intimidation	1
			Simple Assault	64
		<b>BURGLARY/BREAKING &amp; ENTERING</b>		<b>20</b>
			Burglary/Breaking & Entering	20
		<b>LARCENY/THEFT OFFENSES</b>		<b>59</b>
			All Other Larceny	36
			Shoplifting	1
			Theft From Building	5
			Theft From Coin Operated Machine or Device	2
			Theft From Motor Vehicle	15
		<b>MOTOR VEHICLE THEFT</b>		<b>10</b>
			Motor Vehicle Theft	10
		<b>COUNTERFEITING/FORGERY</b>		<b>6</b>
			Counterfeiting/Forgery	6
		<b>DESTRUCTION/DAMAGE/VANDALISM OF PROPERTY</b>		<b>44</b>
			Destruction/Damage/Vandalism of Property	44
		<b>FRAUD OFFENSES</b>		<b>20</b>
			False Pretenses/Swindle/Confidence Game	19
			Wire Fraud	1
		<b>DRUG/NARCOTIC OFFENSES</b>		<b>21</b>
			Drug Equipment Violations	7
			Drug/Narcotic Violations	14
		<b>WEAPON LAW VIOLATIONS</b>		<b>4</b>
			Weapon Law Violations	4
<b>Wayne</b>	<b>County</b>	<b>TOTAL</b>		<b>1585</b>

# Offenses (Group "A") by Agency

2005

COUNTY

AGENCY

OFFENSE CATEGORY

OFFENSE

# OF OFFENSES

<u>Ceredo PD</u>	<u>TOTAL</u>	<u>96</u>
<b>SEX OFFENSES, FORCIBLE</b>		<b>1</b>
Forcible Fondling		1
<b>ASSAULT OFFENSES</b>		<b>16</b>
Aggravated Assault		5
Simple Assault		11
<b>BURGLARY/BREAKING &amp; ENTERING</b>		<b>8</b>
Burglary/Breaking & Entering		8
<b>LARCENY/THEFT OFFENSES</b>		<b>38</b>
All Other Larceny		7
Theft From Building		5
Theft From Coin Operated Machine or Device		1
Theft From Motor Vehicle		23
Theft of Motor Vehicle Parts/Accessories		2
<b>MOTOR VEHICLE THEFT</b>		<b>3</b>
Motor Vehicle Theft		3
<b>COUNTERFEITING/FORGERY</b>		<b>2</b>
Counterfeiting/Forgery		2
<b>DESTRUCTION/DAMAGE/VANDALISM OF PROPERTY</b>		<b>19</b>
Destruction/Damage/Vandalism of Property		19
<b>STOLEN PROPERTY OFFENSES</b>		<b>2</b>
Stolen Property Offenses		2
<b>DRUG/NARCOTIC OFFENSES</b>		<b>7</b>
Drug/Narcotic Violations		7
<u>FIRE MARSHAL - Wayne</u>	<u>TOTAL</u>	<u>4</u>
<b>ARSON</b>		<b>4</b>
Arson		4

# Offenses (Group "A") by Agency

2005

COUNTY

AGENCY

OFFENSE CATEGORY

OFFENSE

# OF OFFENSES

Fort Gay PD	TOTAL	44
<b>ASSAULT OFFENSES</b>		<b>22</b>
Aggravated Assault		1
Simple Assault		21
<b>BURGLARY/BREAKING &amp; ENTERING</b>		<b>2</b>
Burglary/Breaking & Entering		2
<b>LARCENY/THEFT OFFENSES</b>		<b>12</b>
All Other Larceny		12
<b>DESTRUCTION/DAMAGE/VANDALISM OF PROPERTY</b>		<b>3</b>
Destruction/Damage/Vandalism of Property		3
<b>DRUG/NARCOTIC OFFENSES</b>		<b>5</b>
Drug/Narcotic Violations		5

# Offenses (Group "A") by Agency

2005

COUNTY

AGENCY

OFFENSE CATEGORY

OFFENSE

# OF OFFENSES

Kenova PD	TOTAL	356
<b>SEX OFFENSES, FORCIBLE</b>		<b>2</b>
Forcible Fondling		2
<b>ASSAULT OFFENSES</b>		<b>76</b>
Aggravated Assault		11
Intimidation		20
Simple Assault		45
<b>ROBBERY</b>		<b>2</b>
Robbery		2
<b>BURGLARY/BREAKING &amp; ENTERING</b>		<b>17</b>
Burglary/Breaking & Entering		17
<b>LARCENY/THEFT OFFENSES</b>		<b>155</b>
All Other Larceny		91
Pocket-picking		3
Purse-snatching		2
Shoplifting		9
Theft From Building		5
Theft From Motor Vehicle		35
Theft of Motor Vehicle Parts/Accessories		10
<b>MOTOR VEHICLE THEFT</b>		<b>16</b>
Motor Vehicle Theft		16
<b>COUNTERFEITING/FORGERY</b>		<b>6</b>
Counterfeiting/Forgery		6
<b>DESTRUCTION/DAMAGE/VANDALISM OF PROPERTY</b>		<b>62</b>
Destruction/Damage/Vandalism of Property		62
<b>FRAUD OFFENSES</b>		<b>5</b>
Credit Card/Automatic Teller Fraud		2
False Pretenses/Swindle/Confidence Game		3
<b>STOLEN PROPERTY OFFENSES</b>		<b>4</b>
Stolen Property Offenses		4
<b>DRUG/NARCOTIC OFFENSES</b>		<b>9</b>
Drug/Narcotic Violations		9
<b>WEAPON LAW VIOLATIONS</b>		<b>2</b>
Weapon Law Violations		2

# Offenses (Group "A") by Agency

2005

COUNTY

AGENCY

OFFENSE CATEGORY

OFFENSE

# OF OFFENSES

Wayne Co SO	TOTAL	403
<b>HOMICIDE OFFENSES</b>		<b>1</b>
Murder and Nonnegligent Manslaughter		1
<b>SEX OFFENSES, FORCIBLE</b>		<b>1</b>
Forcible Rape		1
<b>SEX OFFENSES, NONFORCIBLE</b>		<b>1</b>
Statutory Rape		1
<b>ASSAULT OFFENSES</b>		<b>209</b>
Aggravated Assault		1
Intimidation		45
Simple Assault		163
<b>BURGLARY/BREAKING &amp; ENTERING</b>		<b>87</b>
Burglary/Breaking & Entering		87
<b>LARCENY/THEFT OFFENSES</b>		<b>76</b>
All Other Larceny		38
Purse-snatching		1
Shoplifting		1
Theft From Building		8
Theft From Motor Vehicle		26
Theft of Motor Vehicle Parts/Accessories		2
<b>MOTOR VEHICLE THEFT</b>		<b>21</b>
Motor Vehicle Theft		21
<b>DESTRUCTION/DAMAGE/VANDALISM OF PROPERTY</b>		<b>1</b>
Destruction/Damage/Vandalism of Property		1
<b>DRUG/NARCOTIC OFFENSES</b>		<b>5</b>
Drug/Narcotic Violations		5
<b>WEAPON LAW VIOLATIONS</b>		<b>1</b>
Weapon Law Violations		1

# Offenses (Group "A") by Agency

2005

COUNTY

AGENCY

OFFENSE CATEGORY

OFFENSE

# OF OFFENSES

Wayne SP	TOTAL	682
<b>HOMICIDE OFFENSES</b>		<b>2</b>
Murder and Nonnegligent Manslaughter		2
<b>SEX OFFENSES, FORCIBLE</b>		<b>2</b>
Forcible Fondling		1
Sexual Assault With An Object		1
<b>ASSAULT OFFENSES</b>		<b>141</b>
Aggravated Assault		21
Intimidation		5
Simple Assault		115
<b>KIDNAPING/ABDUCTION</b>		<b>1</b>
Kidnaping/Abduction		1
<b>ROBBERY</b>		<b>2</b>
Robbery		2
<b>BURGLARY/BREAKING &amp; ENTERING</b>		<b>98</b>
Burglary/Breaking & Entering		98
<b>LARCENY/THEFT OFFENSES</b>		<b>226</b>
All Other Larceny		99
Pocket-picking		1
Shoplifting		4
Theft From Building		22
Theft From Motor Vehicle		89
Theft of Motor Vehicle Parts/Accessories		11
<b>MOTOR VEHICLE THEFT</b>		<b>49</b>
Motor Vehicle Theft		49
<b>ARSON</b>		<b>1</b>
Arson		1
<b>COUNTERFEITING/FORGERY</b>		<b>5</b>
Counterfeiting/Forgery		5
<b>DESTRUCTION/DAMAGE/VANDALISM OF PROPERTY</b>		<b>92</b>
Destruction/Damage/Vandalism of Property		92
<b>EMBEZZLEMENT</b>		<b>1</b>
Embezzlement		1
<b>FRAUD OFFENSES</b>		<b>6</b>
False Pretenses/Swindle/Confidence Game		5
Impersonation		1
<b>STOLEN PROPERTY OFFENSES</b>		<b>7</b>



# Offenses (Group "A") by Agency

2005

**COUNTY**

**AGENCY**

**OFFENSE CATEGORY**

**OFFENSE**

**# OF OFFENSES**

	Stolen Property Offenses	7
	<b>DRUG/NARCOTIC OFFENSES</b>	<b>47</b>
	Drug Equipment Violations	2
	Drug/Narcotic Violations	45
	<b>WEAPON LAW VIOLATIONS</b>	<b>2</b>
	Weapon Law Violations	2
<b>Webster</b>	<b>County TOTAL</b>	<b>228</b>
<b>DNR - 3 - Webster</b>	<b>TOTAL</b>	<b>1</b>
	<b>DRUG/NARCOTIC OFFENSES</b>	<b>1</b>
	Drug/Narcotic Violations	1

# Offenses (Group "A") by Agency

2005

COUNTY

AGENCY

OFFENSE CATEGORY

OFFENSE

# OF OFFENSES

Upperglade SP	TOTAL	227
<b>SEX OFFENSES, FORCIBLE</b>		<b>1</b>
Sexual Assault With An Object		1
<b>ASSAULT OFFENSES</b>		<b>56</b>
Aggravated Assault		10
Intimidation		8
Simple Assault		40
<b>BURGLARY/BREAKING &amp; ENTERING</b>		<b>31</b>
Burglary/Breaking & Entering		31
<b>LARCENY/THEFT OFFENSES</b>		<b>43</b>
All Other Larceny		18
Theft From Building		5
Theft From Motor Vehicle		7
Theft of Motor Vehicle Parts/Accessories		13
<b>MOTOR VEHICLE THEFT</b>		<b>10</b>
Motor Vehicle Theft		10
<b>ARSON</b>		<b>1</b>
Arson		1
<b>COUNTERFEITING/FORGERY</b>		<b>6</b>
Counterfeiting/Forgery		6
<b>DESTRUCTION/DAMAGE/VANDALISM OF PROPERTY</b>		<b>31</b>
Destruction/Damage/Vandalism of Property		31
<b>EXTORTION/BLACKMAIL</b>		<b>1</b>
Extortion/Blackmail		1
<b>FRAUD OFFENSES</b>		<b>7</b>
False Pretenses/Swindle/Confidence Game		4
Impersonation		3
<b>STOLEN PROPERTY OFFENSES</b>		<b>3</b>
Stolen Property Offenses		3
<b>DRUG/NARCOTIC OFFENSES</b>		<b>32</b>
Drug Equipment Violations		2
Drug/Narcotic Violations		32
<b>WEAPON LAW VIOLATIONS</b>		<b>1</b>
Weapon Law Violations		1
<b>Wetzel County TOTAL</b>		<b>409</b>

# Offenses (Group "A") by Agency

2005

COUNTY

AGENCY

OFFENSE CATEGORY

OFFENSE

# OF OFFENSES

<u>Hundred SP</u>	<u>TOTAL</u>	<u>114</u>
<b>SEX OFFENSES, FORCIBLE</b>		<b>1</b>
Forcible Rape		1
<b>ASSAULT OFFENSES</b>		<b>36</b>
Aggravated Assault		9
Intimidation		11
Simple Assault		16
<b>BURGLARY/BREAKING &amp; ENTERING</b>		<b>11</b>
Burglary/Breaking & Entering		11
<b>LARCENY/THEFT OFFENSES</b>		<b>21</b>
All Other Larceny		11
Pocket-picking		1
Theft From Building		1
Theft From Coin Operated Machine or Device		2
Theft From Motor Vehicle		3
Theft of Motor Vehicle Parts/Accessories		3
<b>MOTOR VEHICLE THEFT</b>		<b>3</b>
Motor Vehicle Theft		3
<b>ARSON</b>		<b>1</b>
Arson		1
<b>COUNTERFEITING/FORGERY</b>		<b>3</b>
Counterfeiting/Forgery		3
<b>DESTRUCTION/DAMAGE/VANDALISM OF PROPERTY</b>		<b>22</b>
Destruction/Damage/Vandalism of Property		22
<b>FRAUD OFFENSES</b>		<b>4</b>
False Pretenses/Swindle/Confidence Game		4
<b>DRUG/NARCOTIC OFFENSES</b>		<b>10</b>
Drug Equipment Violations		1
Drug/Narcotic Violations		9
<b>WEAPON LAW VIOLATIONS</b>		<b>2</b>
Weapon Law Violations		2

# Offenses (Group "A") by Agency

2005

COUNTY

AGENCY

OFFENSE CATEGORY

OFFENSE

# OF OFFENSES

<u>New Martinsville PD</u>	<u>TOTAL</u>	<u>138</u>
<b>SEX OFFENSES, FORCIBLE</b>		<b>2</b>
Forcible Fondling		1
Forcible Rape		1
<b>SEX OFFENSES, NONFORCIBLE</b>		<b>1</b>
Statutory Rape		1
<b>ASSAULT OFFENSES</b>		<b>29</b>
Aggravated Assault		2
Intimidation		1
Simple Assault		26
<b>BURGLARY/BREAKING &amp; ENTERING</b>		<b>14</b>
Burglary/Breaking & Entering		14
<b>LARCENY/THEFT OFFENSES</b>		<b>48</b>
All Other Larceny		26
Shoplifting		5
Theft From Building		3
Theft From Motor Vehicle		14
<b>MOTOR VEHICLE THEFT</b>		<b>5</b>
Motor Vehicle Theft		5
<b>ARSON</b>		<b>1</b>
Arson		1
<b>COUNTERFEITING/FORGERY</b>		<b>3</b>
Counterfeiting/Forgery		3
<b>DESTRUCTION/DAMAGE/VANDALISM OF PROPERTY</b>		<b>27</b>
Destruction/Damage/Vandalism of Property		27
<b>EMBEZZLEMENT</b>		<b>1</b>
Embezzlement		1
<b>FRAUD OFFENSES</b>		<b>3</b>
Credit Card/Automatic Teller Fraud		2
False Pretenses/Swindle/Confidence Game		1
<b>DRUG/NARCOTIC OFFENSES</b>		<b>4</b>
Drug/Narcotic Violations		4

# Offenses (Group "A") by Agency

2005

COUNTY

AGENCY

OFFENSE CATEGORY

OFFENSE

# OF OFFENSES

<u>Paden City SP</u>	<u>TOTAL</u>	<u>157</u>
<b>HOMICIDE OFFENSES</b>		<b>1</b>
Murder and Nonnegligent Manslaughter		1
<b>SEX OFFENSES, FORCIBLE</b>		<b>1</b>
Forcible Fondling		1
<b>SEX OFFENSES, NONFORCIBLE</b>		<b>1</b>
Statutory Rape		1
<b>ASSAULT OFFENSES</b>		<b>46</b>
Aggravated Assault		6
Intimidation		10
Simple Assault		30
<b>BURGLARY/BREAKING &amp; ENTERING</b>		<b>11</b>
Burglary/Breaking & Entering		11
<b>LARCENY/THEFT OFFENSES</b>		<b>27</b>
All Other Larceny		5
Pocket-picking		1
Theft From Building		7
Theft From Coin Operated Machine or Device		1
Theft From Motor Vehicle		12
Theft of Motor Vehicle Parts/Accessories		1
<b>MOTOR VEHICLE THEFT</b>		<b>4</b>
Motor Vehicle Theft		4
<b>ARSON</b>		<b>1</b>
Arson		1
<b>COUNTERFEITING/FORGERY</b>		<b>6</b>
Counterfeiting/Forgery		6
<b>DESTRUCTION/DAMAGE/VANDALISM OF PROPERTY</b>		<b>25</b>
Destruction/Damage/Vandalism of Property		25
<b>FRAUD OFFENSES</b>		<b>6</b>
False Pretenses/Swindle/Confidence Game		5
Impersonation		1
<b>DRUG/NARCOTIC OFFENSES</b>		<b>19</b>
Drug/Narcotic Violations		19
<b>WEAPON LAW VIOLATIONS</b>		<b>9</b>
Weapon Law Violations		9

**Wirt County TOTAL 206**

# Offenses (Group "A") by Agency

2005

COUNTY

AGENCY

OFFENSE CATEGORY

OFFENSE

# OF OFFENSES

<u>Elizabeth SP</u>	<u>TOTAL</u>	<u>161</u>
<b>HOMICIDE OFFENSES</b>		<b>1</b>
Murder and Nonnegligent Manslaughter		1
<b>ASSAULT OFFENSES</b>		<b>41</b>
Aggravated Assault		6
Intimidation		5
Simple Assault		30
<b>BURGLARY/BREAKING &amp; ENTERING</b>		<b>26</b>
Burglary/Breaking & Entering		26
<b>LARCENY/THEFT OFFENSES</b>		<b>34</b>
All Other Larceny		33
Theft From Motor Vehicle		1
Theft of Motor Vehicle Parts/Accessories		1
<b>MOTOR VEHICLE THEFT</b>		<b>7</b>
Motor Vehicle Theft		7
<b>ARSON</b>		<b>2</b>
Arson		2
<b>COUNTERFEITING/FORGERY</b>		<b>2</b>
Counterfeiting/Forgery		2
<b>DESTRUCTION/DAMAGE/VANDALISM OF PROPERTY</b>		<b>36</b>
Destruction/Damage/Vandalism of Property		36
<b>FRAUD OFFENSES</b>		<b>3</b>
False Pretenses/Swindle/Confidence Game		3
<b>DRUG/NARCOTIC OFFENSES</b>		<b>7</b>
Drug/Narcotic Violations		7
<b>WEAPON LAW VIOLATIONS</b>		<b>1</b>
Weapon Law Violations		1

# Offenses (Group "A") by Agency

2005

**COUNTY**

**AGENCY**

**OFFENSE CATEGORY**

**OFFENSE**

**# OF OFFENSES**

<u>Wirt Co SO</u>	<u>TOTAL</u>	<u>45</u>
<b>SEX OFFENSES, NONFORCIBLE</b>		<b>1</b>
Statutory Rape		1
<b>ASSAULT OFFENSES</b>		<b>9</b>
Intimidation		3
Simple Assault		6
<b>ROBBERY</b>		<b>1</b>
Robbery		1
<b>BURGLARY/BREAKING &amp; ENTERING</b>		<b>10</b>
Burglary/Breaking & Entering		10
<b>LARCENY/THEFT OFFENSES</b>		<b>6</b>
All Other Larceny		4
Theft From Building		1
Theft From Motor Vehicle		1
<b>MOTOR VEHICLE THEFT</b>		<b>3</b>
Motor Vehicle Theft		3
<b>COUNTERFEITING/FORGERY</b>		<b>5</b>
Counterfeiting/Forgery		5
<b>DESTRUCTION/DAMAGE/VANDALISM OF PROPERTY</b>		<b>7</b>
Destruction/Damage/Vandalism of Property		7
<b>FRAUD OFFENSES</b>		<b>2</b>
False Pretenses/Swindle/Confidence Game		2
<b>WEAPON LAW VIOLATIONS</b>		<b>1</b>
Weapon Law Violations		1
<b>Wood</b>	<b>County TOTAL</b>	<b>6119</b>

# Offenses (Group "A") by Agency

2005

COUNTY

AGENCY

OFFENSE CATEGORY

OFFENSE

# OF OFFENSES

<u>Parkersburg PD</u>	<u>TOTAL</u>	<u>3,639</u>
<b>HOMICIDE OFFENSES</b>		<b>2</b>
Murder and Nonnegligent Manslaughter		2
<b>SEX OFFENSES, FORCIBLE</b>		<b>31</b>
Forcible Fondling		12
Forcible Rape		12
Forcible Sodomy		5
Sexual Assault With An Object		2
<b>SEX OFFENSES, NONFORCIBLE</b>		<b>23</b>
Incest		1
Statutory Rape		22
<b>ASSAULT OFFENSES</b>		<b>864</b>
Aggravated Assault		79
Intimidation		81
Simple Assault		707
<b>KIDNAPING/ABDUCTION</b>		<b>7</b>
Kidnaping/Abduction		7
<b>ROBBERY</b>		<b>30</b>
Robbery		30
<b>BURGLARY/BREAKING &amp; ENTERING</b>		<b>348</b>
Burglary/Breaking & Entering		348
<b>LARCENY/THEFT OFFENSES</b>		<b>1,196</b>
All Other Larceny		157
Pocket-picking		4
Purse-snatching		7
Shoplifting		122
Theft From Building		437
Theft From Coin Operated Machine or Device		3
Theft From Motor Vehicle		461
Theft of Motor Vehicle Parts/Accessories		6
<b>MOTOR VEHICLE THEFT</b>		<b>104</b>
Motor Vehicle Theft		104
<b>ARSON</b>		<b>25</b>
Arson		25
<b>COUNTERFEITING/FORGERY</b>		<b>106</b>
Counterfeiting/Forgery		106



# Offenses (Group "A") by Agency

2005

COUNTY

AGENCY

OFFENSE CATEGORY

OFFENSE

# OF OFFENSES

<b>DESTRUCTION/DAMAGE/VANDALISM OF PROPERTY</b>	<b>532</b>
Destruction/Damage/Vandalism of Property	532
<b>EMBEZZLEMENT</b>	<b>13</b>
Embezzlement	13
<b>FRAUD OFFENSES</b>	<b>125</b>
Credit Card/Automatic Teller Fraud	3
False Pretenses/Swindle/Confidence Game	121
Impersonation	1
<b>STOLEN PROPERTY OFFENSES</b>	<b>5</b>
Stolen Property Offenses	5
<b>DRUG/NARCOTIC OFFENSES</b>	<b>207</b>
Drug/Narcotic Violations	207
<b>PORNOGRAPHY/OBSCENE MATERIAL</b>	<b>1</b>
Pornography/Obscene Material	1
<b>PROSTITUTION OFFENSES</b>	<b>1</b>
Prostitution	1
<b>WEAPON LAW VIOLATIONS</b>	<b>15</b>
Weapon Law Violations	15

# Offenses (Group "A") by Agency

2005

COUNTY

AGENCY

OFFENSE CATEGORY

OFFENSE

# OF OFFENSES

<u>Parkersburg SP</u>	<u>TOTAL</u>	<u>447</u>
<b>SEX OFFENSES, FORCIBLE</b>		<b>7</b>
Forcible Fondling		4
Forcible Rape		2
Forcible Sodomy		1
<b>ASSAULT OFFENSES</b>		<b>46</b>
Aggravated Assault		9
Intimidation		4
Simple Assault		33
<b>KIDNAPING/ABDUCTION</b>		<b>1</b>
Kidnaping/Abduction		1
<b>BURGLARY/BREAKING &amp; ENTERING</b>		<b>51</b>
Burglary/Breaking & Entering		51
<b>LARCENY/THEFT OFFENSES</b>		<b>187</b>
All Other Larceny		152
Shoplifting		1
Theft From Building		3
Theft From Motor Vehicle		26
Theft of Motor Vehicle Parts/Accessories		5
<b>MOTOR VEHICLE THEFT</b>		<b>21</b>
Motor Vehicle Theft		21
<b>ARSON</b>		<b>3</b>
Arson		3
<b>COUNTERFEITING/FORGERY</b>		<b>7</b>
Counterfeiting/Forgery		7
<b>DESTRUCTION/DAMAGE/VANDALISM OF PROPERTY</b>		<b>77</b>
Destruction/Damage/Vandalism of Property		77
<b>FRAUD OFFENSES</b>		<b>30</b>
Credit Card/Automatic Teller Fraud		2
False Pretenses/Swindle/Confidence Game		26
Impersonation		2
<b>STOLEN PROPERTY OFFENSES</b>		<b>1</b>
Stolen Property Offenses		1
<b>DRUG/NARCOTIC OFFENSES</b>		<b>16</b>
Drug/Narcotic Violations		16

# Offenses (Group "A") by Agency

2005

COUNTY

AGENCY

OFFENSE CATEGORY

OFFENSE

# OF OFFENSES

---

<u>tf Parkersburg Vio Crime Narc</u>	<u>TOTAL</u>	<u>24</u>
<b>ASSAULT OFFENSES</b>		<b>1</b>
Aggravated Assault		1
<b>DRUG/NARCOTIC OFFENSES</b>		<b>23</b>
Drug/Narcotic Violations		23

# Offenses (Group "A") by Agency

2005

COUNTY

AGENCY

OFFENSE CATEGORY

OFFENSE

# OF OFFENSES

Vienna PD	TOTAL	598
<b>SEX OFFENSES, FORCIBLE</b>		<b>7</b>
Forcible Fondling		6
Sexual Assault With An Object		1
<b>SEX OFFENSES, NONFORCIBLE</b>		<b>2</b>
Incest		1
Statutory Rape		1
<b>ASSAULT OFFENSES</b>		<b>86</b>
Aggravated Assault		12
Intimidation		19
Simple Assault		55
<b>ROBBERY</b>		<b>3</b>
Robbery		3
<b>BURGLARY/BREAKING &amp; ENTERING</b>		<b>20</b>
Burglary/Breaking & Entering		20
<b>LARCENY/THEFT OFFENSES</b>		<b>308</b>
All Other Larceny		98
Shoplifting		143
Theft From Building		1
Theft From Coin Operated Machine or Device		2
Theft From Motor Vehicle		63
Theft of Motor Vehicle Parts/Accessories		2
<b>MOTOR VEHICLE THEFT</b>		<b>7</b>
Motor Vehicle Theft		7
<b>COUNTERFEITING/FORGERY</b>		<b>13</b>
Counterfeiting/Forgery		13
<b>DESTRUCTION/DAMAGE/VANDALISM OF PROPERTY</b>		<b>68</b>
Destruction/Damage/Vandalism of Property		68
<b>EMBEZZLEMENT</b>		<b>8</b>
Embezzlement		8
<b>FRAUD OFFENSES</b>		<b>21</b>
Credit Card/Automatic Teller Fraud		12
False Pretenses/Swindle/Confidence Game		7
Impersonation		2
<b>STOLEN PROPERTY OFFENSES</b>		<b>4</b>
Stolen Property Offenses		4

# Offenses (Group "A") by Agency

2005

COUNTY

AGENCY

OFFENSE CATEGORY

OFFENSE

# OF OFFENSES

<b>DRUG/NARCOTIC OFFENSES</b>	<b>49</b>
Drug/Narcotic Violations	49
<b>WEAPON LAW VIOLATIONS</b>	<b>1</b>
Weapon Law Violations	1
<b>Williamstown PD</b>	<b>TOTAL</b>
	<b>111</b>
<b>ASSAULT OFFENSES</b>	<b>26</b>
Aggravated Assault	1
Intimidation	3
Simple Assault	22
<b>BURGLARY/BREAKING &amp; ENTERING</b>	<b>6</b>
Burglary/Breaking & Entering	6
<b>LARCENY/THEFT OFFENSES</b>	<b>49</b>
All Other Larceny	11
Shoplifting	2
Theft From Building	13
Theft From Motor Vehicle	22
Theft of Motor Vehicle Parts/Accessories	1
<b>MOTOR VEHICLE THEFT</b>	<b>1</b>
Motor Vehicle Theft	1
<b>DESTRUCTION/DAMAGE/VANDALISM OF PROPERTY</b>	<b>20</b>
Destruction/Damage/Vandalism of Property	20
<b>EMBEZZLEMENT</b>	<b>1</b>
Embezzlement	1
<b>FRAUD OFFENSES</b>	<b>5</b>
False Pretenses/Swindle/Confidence Game	5
<b>DRUG/NARCOTIC OFFENSES</b>	<b>3</b>
Drug/Narcotic Violations	3

# Offenses (Group "A") by Agency

2005

COUNTY

AGENCY

OFFENSE CATEGORY

OFFENSE

# OF OFFENSES

Wood Co SO	TOTAL	1,300
<b>HOMICIDE OFFENSES</b>		<b>1</b>
Murder and Nonnegligent Manslaughter		1
<b>SEX OFFENSES, FORCIBLE</b>		<b>22</b>
Forcible Fondling		11
Forcible Rape		4
Forcible Sodomy		2
Sexual Assault With An Object		5
<b>SEX OFFENSES, NONFORCIBLE</b>		<b>2</b>
Statutory Rape		2
<b>ASSAULT OFFENSES</b>		<b>410</b>
Aggravated Assault		161
Intimidation		25
Simple Assault		228
<b>KIDNAPING/ABDUCTION</b>		<b>2</b>
Kidnaping/Abduction		2
<b>ROBBERY</b>		<b>10</b>
Robbery		10
<b>BURGLARY/BREAKING &amp; ENTERING</b>		<b>103</b>
Burglary/Breaking & Entering		103
<b>LARCENY/THEFT OFFENSES</b>		<b>294</b>
All Other Larceny		175
Theft From Motor Vehicle		97
Theft of Motor Vehicle Parts/Accessories		33
<b>MOTOR VEHICLE THEFT</b>		<b>31</b>
Motor Vehicle Theft		31
<b>ARSON</b>		<b>11</b>
Arson		11
<b>COUNTERFEITING/FORGERY</b>		<b>19</b>
Counterfeiting/Forgery		19
<b>DESTRUCTION/DAMAGE/VANDALISM OF PROPERTY</b>		<b>267</b>
Destruction/Damage/Vandalism of Property		267
<b>EMBEZZLEMENT</b>		<b>2</b>
Embezzlement		2
<b>FRAUD OFFENSES</b>		<b>16</b>
Credit Card/Automatic Teller Fraud		5
False Pretenses/Swindle/Confidence Game		11

# Offenses (Group "A") by Agency

2005

COUNTY

AGENCY

OFFENSE CATEGORY

OFFENSE

# OF OFFENSES

	<b>STOLEN PROPERTY OFFENSES</b>	<b>3</b>
	Stolen Property Offenses	3
	<b>DRUG/NARCOTIC OFFENSES</b>	<b>81</b>
	Drug/Narcotic Violations	81
	<b>WEAPON LAW VIOLATIONS</b>	<b>11</b>
	Weapon Law Violations	11
<b>Wyoming</b>	<b>County TOTAL</b>	<b>505</b>
<b>DNR - 4 - Wyoming</b>	<b>TOTAL</b>	<b>5</b>
	<b>DRUG/NARCOTIC OFFENSES</b>	<b>5</b>
	Drug/Narcotic Violations	5

# Offenses (Group "A") by Agency

2005

COUNTY

AGENCY

OFFENSE CATEGORY

OFFENSE

# OF OFFENSES

<u>Jesse SP</u>	<u>TOTAL</u>	<u>127</u>
<b>SEX OFFENSES, FORCIBLE</b>		<b>2</b>
Forcible Fondling		2
<b>ASSAULT OFFENSES</b>		<b>4</b>
Aggravated Assault		2
Intimidation		1
Simple Assault		1
<b>BURGLARY/BREAKING &amp; ENTERING</b>		<b>20</b>
Burglary/Breaking & Entering		20
<b>LARCENY/THEFT OFFENSES</b>		<b>43</b>
All Other Larceny		11
Theft From Building		3
Theft From Coin Operated Machine or Device		1
Theft From Motor Vehicle		6
Theft of Motor Vehicle Parts/Accessories		22
<b>MOTOR VEHICLE THEFT</b>		<b>6</b>
Motor Vehicle Theft		6
<b>COUNTERFEITING/FORGERY</b>		<b>15</b>
Counterfeiting/Forgery		15
<b>DESTRUCTION/DAMAGE/VANDALISM OF PROPERTY</b>		<b>14</b>
Destruction/Damage/Vandalism of Property		14
<b>EMBEZZLEMENT</b>		<b>1</b>
Embezzlement		1
<b>FRAUD OFFENSES</b>		<b>7</b>
False Pretenses/Swindle/Confidence Game		7
<b>STOLEN PROPERTY OFFENSES</b>		<b>3</b>
Stolen Property Offenses		3
<b>DRUG/NARCOTIC OFFENSES</b>		<b>11</b>
Drug/Narcotic Violations		11
<b>WEAPON LAW VIOLATIONS</b>		<b>1</b>
Weapon Law Violations		1



# Offenses (Group "A") by Agency

2005

COUNTY

AGENCY

OFFENSE CATEGORY

OFFENSE

# OF OFFENSES

<u>Mullens PD</u>	<u>TOTAL</u>	<u>19</u>
<b>ASSAULT OFFENSES</b>		<b>4</b>
Aggravated Assault		1
Simple Assault		3
<b>BURGLARY/BREAKING &amp; ENTERING</b>		<b>1</b>
Burglary/Breaking & Entering		1
<b>LARCENY/THEFT OFFENSES</b>		<b>8</b>
All Other Larceny		3
Theft From Building		1
Theft From Motor Vehicle		4
<b>MOTOR VEHICLE THEFT</b>		<b>1</b>
Motor Vehicle Theft		1
<b>DESTRUCTION/DAMAGE/VANDALISM OF PROPERTY</b>		<b>5</b>
Destruction/Damage/Vandalism of Property		5

# Offenses (Group "A") by Agency

2005

COUNTY

AGENCY

OFFENSE CATEGORY

OFFENSE

# OF OFFENSES

Oceana PD	TOTAL	169
<b>ASSAULT OFFENSES</b>		<b>44</b>
Aggravated Assault		5
Simple Assault		39
<b>BURGLARY/BREAKING &amp; ENTERING</b>		<b>12</b>
Burglary/Breaking & Entering		12
<b>LARCENY/THEFT OFFENSES</b>		<b>67</b>
All Other Larceny		2
Pocket-picking		1
Purse-snatching		2
Shoplifting		51
Theft From Building		1
Theft From Motor Vehicle		9
Theft of Motor Vehicle Parts/Accessories		1
<b>MOTOR VEHICLE THEFT</b>		<b>3</b>
Motor Vehicle Theft		3
<b>ARSON</b>		<b>1</b>
Arson		1
<b>COUNTERFEITING/FORGERY</b>		<b>9</b>
Counterfeiting/Forgery		9
<b>DESTRUCTION/DAMAGE/VANDALISM OF PROPERTY</b>		<b>2</b>
Destruction/Damage/Vandalism of Property		2
<b>EMBEZZLEMENT</b>		<b>1</b>
Embezzlement		1
<b>FRAUD OFFENSES</b>		<b>3</b>
False Pretenses/Swindle/Confidence Game		2
Impersonation		1
<b>STOLEN PROPERTY OFFENSES</b>		<b>4</b>
Stolen Property Offenses		4
<b>DRUG/NARCOTIC OFFENSES</b>		<b>22</b>
Drug/Narcotic Violations		22
<b>WEAPON LAW VIOLATIONS</b>		<b>1</b>
Weapon Law Violations		1

# Offenses (Group "A") by Agency

2005

COUNTY

AGENCY

OFFENSE CATEGORY

OFFENSE

# OF OFFENSES

Wyoming Co SO	TOTAL	185
<b>SEX OFFENSES, NONFORCIBLE</b>		<b>1</b>
Statutory Rape		1
<b>ASSAULT OFFENSES</b>		<b>33</b>
Aggravated Assault		4
Intimidation		1
Simple Assault		28
<b>BURGLARY/BREAKING &amp; ENTERING</b>		<b>110</b>
Burglary/Breaking & Entering		110
<b>LARCENY/THEFT OFFENSES</b>		<b>29</b>
All Other Larceny		11
Purse-snatching		1
Theft From Building		4
Theft From Motor Vehicle		10
Theft of Motor Vehicle Parts/Accessories		3
<b>MOTOR VEHICLE THEFT</b>		<b>3</b>
Motor Vehicle Theft		3
<b>DESTRUCTION/DAMAGE/VANDALISM OF PROPERTY</b>		<b>9</b>
Destruction/Damage/Vandalism of Property		9

**WEST VIRGINIA TOTAL**

**91,072**

# ARRESTS (Group "A" and "B") by AGENCY

## 2005

# of ARRESTS	Adult Arrests	Juvenile Arrests
--------------	---------------	------------------

### Barbour County

#### **Barbour Co SO**

Aggravated Assault	2	2	0
Simple Assault	10	10	0
Counterfeiting/Forgery	1	1	0
Destruction/Damage/Vandalism of Property	4	4	0
Theft From Motor Vehicle	1	1	0
Drug/Narcotic Violations	10	9	0
Bad Checks	5	4	0
Disorderly Conduct	1	1	0
Driving Under The Influence	9	9	0
All Other Offenses	9	9	0

<b>Barbour Co SO</b>	<b>TOTAL</b>	<b>52</b>	<b>50</b>	<b>0</b>
----------------------	--------------	-----------	-----------	----------

#### **Belington PD**

Driving Under The Influence	1	1	0
-----------------------------	---	---	---

<b>Belington PD</b>	<b>TOTAL</b>	<b>1</b>	<b>1</b>	<b>0</b>
---------------------	--------------	----------	----------	----------

#### **DNR - 1 - Barbour**

All Other Offenses	42	40	0
--------------------	----	----	---

<b>DNR - 1 - Barbour</b>	<b>TOTAL</b>	<b>42</b>	<b>40</b>	<b>0</b>
--------------------------	--------------	-----------	-----------	----------

#### **Philippi PD**

Aggravated Assault	3	3	0
Simple Assault	30	28	2
Intimidation	6	6	0
Counterfeiting/Forgery	3	3	0
Destruction/Damage/Vandalism of Property	1	1	0
Shoplifting	1	1	0
Theft From Building	9	6	3
Theft From Motor Vehicle	2	0	2
Motor Vehicle Theft	4	3	1
Drug/Narcotic Violations	10	10	0
Drug Equipment Violations	2	2	0
Weapon Law Violations	2	2	0
Disorderly Conduct	8	8	0
Driving Under The Influence	19	19	0
Drunkenness	9	9	0
Liquor Law Violations	21	12	9
Trespass of Real Property	6	6	0
All Other Offenses	14	13	1

<b>Philippi PD</b>	<b>TOTAL</b>	<b>150</b>	<b>132</b>	<b>18</b>
--------------------	--------------	------------	------------	-----------

# ARRESTS (Group "A" and "B") by AGENCY

## 2005

# of ARRESTS	Adult Arrests	Juvenile Arrests
--------------	---------------	------------------

### Philippi SP

Statutory Rape	2	2	0
Aggravated Assault	7	7	0
Simple Assault	19	18	1
Burglary/Breaking & Entering	3	3	0
Counterfeiting/Forgery	3	3	0
Destruction/Damage/Vandalism of Property	4	4	0
Impersonation	1	1	0
Shoplifting	1	1	0
Theft From Building	1	1	0
Theft From Motor Vehicle	1	1	0
Drug/Narcotic Violations	19	19	0
Weapon Law Violations	2	2	0
Driving Under The Influence	9	9	0
Drunkenness	3	3	0
Liquor Law Violations	7	7	0
All Other Offenses	18	18	0
Others	2	2	0
<b>Philippi SP</b>	<b>TOTAL</b>	<b>102</b>	<b>101</b>
<b>Barbour County</b>	<b>TOTAL</b>	<b>347</b>	<b>324</b>

### Berkeley County

#### Berkeley Co SO

Murder and Nonnegligent Manslaughter	2	2	0
Forcible Fondling	1	1	0
Aggravated Assault	10	9	1
Simple Assault	2	2	0
Intimidation	3	2	1
Robbery	2	2	0
Shoplifting	1	1	0
Motor Vehicle Theft	2	2	0
Disorderly Conduct	3	3	0
Driving Under The Influence	3	3	0
Drunkenness	4	4	0
All Other Offenses	28	28	0
Others	1	1	0
<b>Berkeley Co SO</b>	<b>TOTAL</b>	<b>62</b>	<b>60</b>
<b>DNR - 2 - Berkeley</b>			
Drug/Narcotic Violations	2	2	0
Weapon Law Violations	3	3	0
All Other Offenses	90	86	1
<b>DNR - 2 - Berkeley</b>	<b>TOTAL</b>	<b>95</b>	<b>91</b>

# ARRESTS (Group "A" and "B") by AGENCY

## 2005

# of ARRESTS	Adult Arrests	Juvenile Arrests
--------------	---------------	------------------

### **Martinsburg PD**

Forcible Rape	2	2	0
Aggravated Assault	44	37	7
Simple Assault	165	140	25
Intimidation	11	11	0
Kidnaping/Abduction	3	3	0
Robbery	18	18	0
Arson	2	2	0
Burglary/Breaking & Entering	16	16	0
Counterfeiting/Forgery	24	22	2
Destruction/Damage/Vandalism of Property	26	21	5
False Pretenses/Swindle/Confidence Game	18	18	0
Credit Card/Automatic Teller Fraud	1	1	0
Shoplifting	338	222	116
Motor Vehicle Theft	3	3	0
Stolen Property Offenses	24	22	2
Drug/Narcotic Violations	145	129	16
Drug Equipment Violations	1	0	1
Assisting or Promoting Prostitution	2	2	0
Weapon Law Violations	17	14	3
Bad Checks	3	3	0
Curfew/Loitering/Vagrancy Violations	29	7	22
Disorderly Conduct	167	161	6
Driving Under The Influence	150	149	1
Drunkenness	466	462	4
Family Offenses (Nonviolent)	2	2	0
Liquor Law Violations	172	162	10
Runaway	14	0	14
Trespass of Real Property	55	46	9
All Other Offenses	654	625	29
Others	52	48	4
<b>Martinsburg PD</b>	<b>TOTAL</b>	<b>2,624</b>	<b>2,348</b>
		<b>276</b>	

# ARRESTS (Group "A" and "B") by AGENCY

## 2005

# of ARRESTS	Adult Arrests	Juvenile Arrests
--------------	---------------	------------------

### **Martinsburg SP**

Murder and Nonnegligent Manslaughter	1	1	0
Forcible Rape	3	3	0
Forcible Sodomy	1	1	0
Sexual Assault With An Object	3	3	0
Forcible Fondling	4	4	0
Aggravated Assault	40	39	1
Simple Assault	115	110	5
Intimidation	37	35	2
Kidnaping/Abduction	8	8	0
Robbery	1	1	0
Arson	1	1	0
Burglary/Breaking & Entering	33	32	1
Counterfeiting/Forgery	21	21	0
Destruction/Damage/Vandalism of Property	12	8	4
False Pretenses/Swindle/Confidence Game	4	4	0
Impersonation	2	2	0
Shoplifting	9	6	3
Theft From Building	24	23	1
Theft From Motor Vehicle	7	7	0
Theft of Motor Vehicle Parts/Accessories	2	2	0
Motor Vehicle Theft	14	7	7
Stolen Property Offenses	22	22	0
Drug/Narcotic Violations	152	148	4
Drug Equipment Violations	2	2	0
Weapon Law Violations	8	7	1
Bad Checks	2	2	0
Disorderly Conduct	3	3	0
Driving Under The Influence	275	270	5
Drunkenness	14	14	0
Family Offenses (Nonviolent)	1	1	0
Liquor Law Violations	76	50	26
Runaway	2	0	2
Trespass of Real Property	3	2	1
All Other Offenses	89	87	2
Others	32	32	0
<b>Martinsburg SP</b>	<b>TOTAL</b>	<b>1,023</b>	<b>958</b>
<b>Berkeley</b>	<b>County</b>	<b>TOTAL</b>	<b>3,804</b>
		<b>3,457</b>	<b>344</b>
<b>Boone</b>	<b>County</b>		

# ARRESTS (Group "A" and "B") by AGENCY

## 2005

# of ARRESTS	Adult Arrests	Juvenile Arrests
--------------	---------------	------------------

### Boone Co SO

Sexual Assault With An Object	1	1	0		
Aggravated Assault	4	4	0		
Simple Assault	32	32	0		
Intimidation	7	7	0		
Robbery	2	2	0		
Burglary/Breaking & Entering	1	1	0		
Destruction/Damage/Vandalism of Property	2	2	0		
False Pretenses/Swindle/Confidence Game	1	1	0		
Theft From Building	1	1	0		
Motor Vehicle Theft	1	1	0		
Drug/Narcotic Violations	2	2	0		
Bad Checks	2	2	0		
Disorderly Conduct	1	1	0		
Driving Under The Influence	8	8	0		
Drunkenness	1	1	0		
All Other Offenses	3	3	0		
Others	2	2	0		
<b>Boone Co SO</b>				<b>TOTAL</b>	
	<b>71</b>	<b>71</b>	<b>0</b>		

### DANVILLE SP

Forcible Fondling	1	1	0		
Aggravated Assault	6	2	4		
Simple Assault	47	42	5		
Intimidation	3	3	0		
Robbery	1	0	1		
Burglary/Breaking & Entering	4	4	0		
Counterfeiting/Forgery	6	6	0		
Destruction/Damage/Vandalism of Property	3	3	0		
False Pretenses/Swindle/Confidence Game	17	17	0		
Shoplifting	7	7	0		
Theft From Building	3	3	0		
Theft From Motor Vehicle	1	1	0		
Motor Vehicle Theft	5	3	2		
Stolen Property Offenses	3	3	0		
Drug/Narcotic Violations	24	24	0		
Driving Under The Influence	36	36	0		
Drunkenness	5	5	0		
Trespass of Real Property	1	1	0		
All Other Offenses	27	27	0		
Others	11	11	0		
<b>DANVILLE SP</b>				<b>TOTAL</b>	
	<b>211</b>	<b>199</b>	<b>12</b>		



# ARRESTS (Group "A" and "B") by AGENCY

## 2005

# of ARRESTS	Adult Arrests	Juvenile Arrests
--------------	---------------	------------------

<b>DNR - 5 - Boone</b>					
Peeping Tom			1	0	0
All Other Offenses			44	44	0
<b>DNR - 5 - Boone</b>	<b>TOTAL</b>		<b>45</b>	<b>44</b>	<b>0</b>
<b>Madison PD</b>					
Simple Assault			1	1	0
Drug/Narcotic Violations			1	1	0
Weapon Law Violations			1	0	1
Driving Under The Influence			4	4	0
<b>Madison PD</b>	<b>TOTAL</b>		<b>7</b>	<b>6</b>	<b>1</b>
<b>Whitesville SP</b>					
Forcible Fondling			1	1	0
Statutory Rape			1	1	0
Aggravated Assault			4	4	0
Simple Assault			24	23	1
Intimidation			1	1	0
Burglary/Breaking & Entering			3	3	0
Destruction/Damage/Vandalism of Property			3	3	0
Shoplifting			3	3	0
Stolen Property Offenses			3	3	0
Drug/Narcotic Violations			32	31	1
Drug Equipment Violations			1	1	0
Weapon Law Violations			1	1	0
Driving Under The Influence			9	9	0
Drunkenness			2	2	0
Liquor Law Violations			2	2	0
Trespass of Real Property			18	18	0
All Other Offenses			15	13	2
Others			4	4	0
<b>Whitesville SP</b>	<b>TOTAL</b>		<b>127</b>	<b>123</b>	<b>4</b>
<b>Boone</b>	<b>County</b>	<b>TOTAL</b>	<b>461</b>	<b>443</b>	<b>17</b>

**Braxton County**

# ARRESTS (Group "A" and "B") by AGENCY

## 2005

# of ARRESTS	Adult Arrests	Juvenile Arrests
--------------	---------------	------------------

### **Braxton Co SO**

Forcible Rape	1	1	0	
Aggravated Assault	10	10	0	
Simple Assault	18	18	0	
Intimidation	3	3	0	
Robbery	2	2	0	
Burglary/Breaking & Entering	2	2	0	
Destruction/Damage/Vandalism of Property	5	5	0	
False Pretenses/Swindle/Confidence Game	3	3	0	
Purse-snatching	1	1	0	
Shoplifting	1	1	0	
Motor Vehicle Theft	1	1	0	
Stolen Property Offenses	1	1	0	
Drug/Narcotic Violations	8	8	0	
Drug Equipment Violations	6	6	0	
Weapon Law Violations	1	1	0	
Disorderly Conduct	2	2	0	
Driving Under The Influence	23	23	0	
Trespass of Real Property	3	3	0	
All Other Offenses	8	8	0	
Others	6	6	0	
<b>Braxton Co SO</b>	<b>TOTAL</b>	<b>105</b>	<b>105</b>	<b>0</b>

### **DNR - 3 - Braxton**

Drug/Narcotic Violations	2	2	0	
All Other Offenses	71	69	2	
<b>DNR - 3 - Braxton</b>	<b>TOTAL</b>	<b>73</b>	<b>71</b>	<b>2</b>

# ARRESTS (Group "A" and "B") by AGENCY

## 2005

# of ARRESTS	Adult Arrests	Juvenile Arrests
--------------	---------------	------------------

### Sutton SP

Forcible Rape	1	1	0
Forcible Sodomy	1	1	0
Aggravated Assault	3	3	0
Simple Assault	20	19	1
Intimidation	5	4	1
Burglary/Breaking & Entering	2	2	0
Counterfeiting/Forgery	2	2	0
Destruction/Damage/Vandalism of Property	9	9	0
False Pretenses/Swindle/Confidence Game	3	3	0
Shoplifting	2	2	0
Theft From Building	4	4	0
Theft From Motor Vehicle	3	3	0
Motor Vehicle Theft	4	4	0
Stolen Property Offenses	1	1	0
Drug/Narcotic Violations	48	47	1
Drug Equipment Violations	1	1	0
Weapon Law Violations	5	5	0
Disorderly Conduct	1	1	0
Driving Under The Influence	35	35	0
Drunkenness	2	2	0
Liquor Law Violations	5	3	2
Trespass of Real Property	6	6	0
All Other Offenses	27	26	1
Others	9	9	0
<b>Sutton SP</b>	<b>TOTAL</b>	<b>199</b>	<b>193</b>
<b>Braxton</b>	<b>County</b>	<b>TOTAL</b>	<b>377</b>
		<b>369</b>	<b>8</b>

### Brooke County

# ARRESTS (Group "A" and "B") by AGENCY

## 2005

# of ARRESTS	Adult Arrests	Juvenile Arrests
--------------	---------------	------------------

### **Brooke Co SO**

Sexual Assault With An Object	1	1	0
Forcible Fondling	2	2	0
Aggravated Assault	18	17	1
Simple Assault	52	52	0
Intimidation	2	2	0
Robbery	3	3	0
Arson	1	1	0
Burglary/Breaking & Entering	3	3	0
Counterfeiting/Forgery	6	6	0
Destruction/Damage/Vandalism of Property	4	4	0
False Pretenses/Swindle/Confidence Game	3	3	0
Shoplifting	1	1	0
Theft From Building	2	2	0
Theft From Motor Vehicle	1	1	0
Motor Vehicle Theft	2	2	0
Stolen Property Offenses	2	2	0
Drug/Narcotic Violations	61	61	0
Weapon Law Violations	3	3	0
Bad Checks	18	18	0
Disorderly Conduct	2	2	0
Driving Under The Influence	158	157	1
Drunkenness	2	2	0
Liquor Law Violations	10	10	0
Trespass of Real Property	8	8	0
All Other Offenses	51	51	0
Others	6	6	0
<b>Brooke Co SO</b>	<b>TOTAL</b>	<b>422</b>	<b>420</b>
<b>DNR - 1 - Brooke</b>			
Weapon Law Violations	1	1	0
All Other Offenses	39	36	3
<b>DNR - 1 - Brooke</b>	<b>TOTAL</b>	<b>40</b>	<b>37</b>

# ARRESTS (Group "A" and "B") by AGENCY

## 2005

# of ARRESTS	Adult Arrests	Juvenile Arrests
--------------	---------------	------------------

### **Follansbee PD**

Aggravated Assault	1	1	0
Simple Assault	10	10	0
Robbery	2	2	0
Destruction/Damage/Vandalism of Property	1	1	0
False Pretenses/Swindle/Confidence Game	2	2	0
Theft From Building	1	1	0
Theft From Motor Vehicle	1	1	0
Stolen Property Offenses	3	3	0
Drug/Narcotic Violations	5	5	0
Disorderly Conduct	1	1	0
Driving Under The Influence	8	8	0
All Other Offenses	3	3	0

<b>Follansbee PD</b>	<b>TOTAL</b>	<b>38</b>	<b>38</b>	<b>0</b>
----------------------	--------------	-----------	-----------	----------

### **Wellsburg SP**

Forcible Fondling	1	0	1
Aggravated Assault	1	1	0
Simple Assault	6	5	1
Intimidation	3	3	0
Destruction/Damage/Vandalism of Property	1	1	0
False Pretenses/Swindle/Confidence Game	2	2	0
Theft of Motor Vehicle Parts/Accessories	1	0	1
Drug/Narcotic Violations	2	1	1
Driving Under The Influence	12	12	0
Family Offenses (Nonviolent)	2	2	0
All Other Offenses	6	6	0
Others	2	2	0

<b>Wellsburg SP</b>	<b>TOTAL</b>	<b>39</b>	<b>35</b>	<b>4</b>
---------------------	--------------	-----------	-----------	----------

<b>Brooke</b>	<b>County</b>	<b>TOTAL</b>	<b>539</b>	<b>530</b>	<b>9</b>
---------------	---------------	--------------	------------	------------	----------

**Cabell County**

# ARRESTS (Group "A" and "B") by AGENCY

2005

# of ARRESTS	Adult Arrests	Juvenile Arrests
--------------	---------------	------------------

## Barboursville PD

Aggravated Assault	1	0	1
Simple Assault	15	14	1
Burglary/Breaking & Entering	2	1	1
Counterfeiting/Forgery	1	1	0
Destruction/Damage/Vandalism of Property	4	4	0
Credit Card/Automatic Teller Fraud	1	1	0
Shoplifting	268	217	51
Theft From Building	1	0	1
Stolen Property Offenses	8	6	2
Drug/Narcotic Violations	31	28	3
Weapon Law Violations	4	4	0
Disorderly Conduct	2	2	0
Driving Under The Influence	43	43	0
Drunkenness	6	6	0
Liquor Law Violations	1	1	0
All Other Offenses	75	69	6
Others	2	2	0

**Barboursville PD**                      **TOTAL**                      **465**                      **399**                      **66**

## Cabell CO SO

Aggravated Assault	3	2	1
Simple Assault	26	18	8
Counterfeiting/Forgery	1	1	0
Destruction/Damage/Vandalism of Property	5	2	3
Shoplifting	7	6	1
Theft From Building	1	0	1
Motor Vehicle Theft	1	1	0
Stolen Property Offenses	6	6	0
Drug/Narcotic Violations	51	42	9
Assisting or Promoting Prostitution	1	1	0
Weapon Law Violations	1	1	0
Disorderly Conduct	2	1	1
Driving Under The Influence	21	21	0
Drunkenness	15	15	0
Liquor Law Violations	5	5	0
Trespass of Real Property	1	1	0
All Other Offenses	649	631	15
Others	2	1	1

**Cabell CO SO**                      **TOTAL**                      **798**                      **755**                      **40**

## DNR - 5 - Cabell

All Other Offenses	15	13	1
--------------------	----	----	---

**DNR - 5 - Cabell**                      **TOTAL**                      **15**                      **13**                      **1**

# ARRESTS (Group "A" and "B") by AGENCY

2005

# of ARRESTS	Adult Arrests	Juvenile Arrests
--------------	---------------	------------------

## Huntington PD

	# of ARRESTS	Adult Arrests	Juvenile Arrests
Murder and Nonnegligent Manslaughter	6	6	0
Forcible Rape	4	4	0
Forcible Fondling	1	1	0
Aggravated Assault	32	32	0
Simple Assault	227	186	41
Robbery	16	14	2
Burglary/Breaking & Entering	57	50	7
Counterfeiting/Forgery	31	30	1
Destruction/Damage/Vandalism of Property	20	14	6
False Pretenses/Swindle/Confidence Game	3	3	0
Credit Card/Automatic Teller Fraud	1	1	0
Shoplifting	32	26	6
Motor Vehicle Theft	27	24	3
Stolen Property Offenses	37	30	7
Drug/Narcotic Violations	302	278	24
Prostitution	44	44	0
Assisting or Promoting Prostitution	2	2	0
Weapon Law Violations	31	28	3
Bad Checks	57	57	0
Disorderly Conduct	145	139	5
Driving Under The Influence	221	220	1
Drunkenness	228	220	8
Liquor Law Violations	239	232	6
Trespass of Real Property	50	49	1
All Other Offenses	645	611	34
Others	49	39	10
<b>Huntington PD</b>	<b>TOTAL</b>	<b>2,507</b>	<b>2,340</b>
			<b>165</b>

# ARRESTS (Group "A" and "B") by AGENCY

## 2005

# of ARRESTS	Adult Arrests	Juvenile Arrests
--------------	---------------	------------------

### Huntington SP

Aggravated Assault	8	8	0	
Simple Assault	108	103	5	
Intimidation	4	4	0	
Robbery	1	1	0	
Burglary/Breaking & Entering	2	1	1	
Counterfeiting/Forgery	17	17	0	
Destruction/Damage/Vandalism of Property	15	10	5	
False Pretenses/Swindle/Confidence Game	21	17	4	
Impersonation	2	2	0	
Purse-snatching	3	2	1	
Shoplifting	197	163	34	
Theft of Motor Vehicle Parts/Accessories	1	1	0	
Motor Vehicle Theft	1	1	0	
Stolen Property Offenses	6	6	0	
Drug/Narcotic Violations	131	120	11	
Weapon Law Violations	3	2	1	
Disorderly Conduct	2	2	0	
Driving Under The Influence	55	54	1	
Drunkenness	12	12	0	
Liquor Law Violations	12	7	5	
Runaway	1	0	1	
Trespass of Real Property	5	5	0	
All Other Offenses	77	74	3	
Others	14	10	4	
<b>Huntington SP</b>	<b>698</b>	<b>622</b>	<b>76</b>	<b>TOTAL</b>



# ARRESTS (Group "A" and "B") by AGENCY

## 2005

# of ARRESTS	Adult Arrests	Juvenile Arrests
--------------	---------------	------------------

### Marshall Univ Police

Aggravated Assault	1	1	0
Simple Assault	10	9	1
Kidnaping/Abduction	1	1	0
Burglary/Breaking & Entering	4	4	0
Destruction/Damage/Vandalism of Property	4	4	0
False Pretenses/Swindle/Confidence Game	4	4	0
Shoplifting	2	2	0
Theft From Building	3	3	0
Theft From Motor Vehicle	3	3	0
Stolen Property Offenses	7	6	1
Drug/Narcotic Violations	52	51	1
Weapon Law Violations	1	1	0
Disorderly Conduct	5	4	1
Driving Under The Influence	13	13	0
Drunkenness	14	14	0
Liquor Law Violations	192	191	1
All Other Offenses	7	7	0
Others	3	3	0

<b>Marshall Univ Police</b>	<b>TOTAL</b>	<b>326</b>	<b>321</b>	<b>5</b>
-----------------------------	--------------	------------	------------	----------

### Milton PD

Simple Assault	1	1	0
Drug/Narcotic Violations	1	1	0
Driving Under The Influence	13	12	1
All Other Offenses	1	1	0

<b>Milton PD</b>	<b>TOTAL</b>	<b>16</b>	<b>15</b>	<b>1</b>
------------------	--------------	-----------	-----------	----------

### tf Huntington Drug & Vio

Drug/Narcotic Violations	35	35	0
Weapon Law Violations	1	1	0
All Other Offenses	1	1	0

<b>tf Huntington Drug &amp; Vio Crim</b>	<b>TOTAL</b>	<b>37</b>	<b>37</b>	<b>0</b>
--	--------------	-----------	-----------	----------

<b>CABELL County</b>	<b>TOTAL</b>	<b>4,862</b>	<b>4,502</b>	<b>354</b>
----------------------	--------------	--------------	--------------	------------

## Calhoun County

### DNR - 6 - Calhoun

All Other Offenses	14	14	0
--------------------	----	----	---

<b>DNR - 6 - Calhoun</b>	<b>TOTAL</b>	<b>14</b>	<b>14</b>	<b>0</b>
--------------------------	--------------	-----------	-----------	----------

# ARRESTS (Group "A" and "B") by AGENCY

## 2005

# of ARRESTS	Adult Arrests	Juvenile Arrests
--------------	---------------	------------------

### Grantsville SP

Aggravated Assault	1	1	0
Simple Assault	11	11	0
Intimidation	1	1	0
Burglary/Breaking & Entering	1	1	0
Destruction/Damage/Vandalism of Property	2	2	0
False Pretenses/Swindle/Confidence Game	1	1	0
Motor Vehicle Theft	1	1	0
Drug/Narcotic Violations	6	6	0
Weapon Law Violations	2	2	0
Driving Under The Influence	23	23	0
All Other Offenses	3	3	0
<b>Grantsville SP</b>	<b>TOTAL</b>	<b>52</b>	<b>52</b>
<b>Calhoun County</b>	<b>TOTAL</b>	<b>66</b>	<b>66</b>

### Clay County

#### Clay SP

Sexual Assault With An Object	2	2	0
Aggravated Assault	5	5	0
Simple Assault	28	24	4
Intimidation	5	5	0
Kidnaping/Abduction	1	1	0
Robbery	1	1	0
Burglary/Breaking & Entering	4	4	0
Destruction/Damage/Vandalism of Property	7	7	0
Shoplifting	1	1	0
Motor Vehicle Theft	2	2	0
Drug/Narcotic Violations	35	34	1
Weapon Law Violations	2	2	0
Driving Under The Influence	16	16	0
Drunkenness	4	4	0
All Other Offenses	23	22	1
Others	8	8	0
<b>Clay SP</b>	<b>TOTAL</b>	<b>144</b>	<b>138</b>
<b>DNR - 3 - Clay</b>			
Drug/Narcotic Violations	1	1	0
All Other Offenses	50	49	0
<b>DNR - 3 - Clay</b>	<b>TOTAL</b>	<b>51</b>	<b>50</b>
<b>Clay County</b>	<b>TOTAL</b>	<b>195</b>	<b>188</b>

### Doddridge County

# ARRESTS (Group "A" and "B") by AGENCY

## 2005

# of ARRESTS	Adult Arrests	Juvenile Arrests
--------------	---------------	------------------

<b>DNR - 6 - Doddridge</b>					
All Other Offenses		7	7	0	
<b>DNR - 6 - Doddridge</b>	<b>TOTAL</b>	<b>7</b>	<b>7</b>	<b>0</b>	
<b>West Union PD</b>					
Aggravated Assault		1	0	1	
Simple Assault		1	1	0	
Burglary/Breaking & Entering		2	1	1	
Counterfeiting/Forgery		1	1	0	
False Pretenses/Swindle/Confidence Game		1	1	0	
Theft From Motor Vehicle		1	1	0	
Theft of Motor Vehicle Parts/Accessories		2	0	2	
Stolen Property Offenses		1	1	0	
All Other Offenses		1	1	0	
Others		1	0	1	
<b>West Union PD</b>	<b>TOTAL</b>	<b>12</b>	<b>7</b>	<b>5</b>	
<b>West Union SP</b>					
Forcible Fondling		3	3	0	
Aggravated Assault		2	2	0	
Simple Assault		9	9	0	
Intimidation		6	6	0	
Kidnaping/Abduction		1	1	0	
Destruction/Damage/Vandalism of Property		1	1	0	
Impersonation		1	1	0	
Theft From Motor Vehicle		1	1	0	
Motor Vehicle Theft		1	1	0	
Drug/Narcotic Violations		4	4	0	
Weapon Law Violations		2	2	0	
Bad Checks		1	1	0	
Driving Under The Influence		4	4	0	
Drunkenness		3	3	0	
All Other Offenses		18	18	0	
<b>West Union SP</b>	<b>TOTAL</b>	<b>57</b>	<b>57</b>	<b>0</b>	
<b>Doddridge County</b>	<b>TOTAL</b>	<b>76</b>	<b>71</b>	<b>5</b>	

## Fayette County

<b>Ansted PD</b>					
Simple Assault		2	2	0	
Destruction/Damage/Vandalism of Property		1	1	0	
Others		1	1	0	
<b>Ansted PD</b>	<b>TOTAL</b>	<b>4</b>	<b>4</b>	<b>0</b>	

# ARRESTS (Group "A" and "B") by AGENCY

## 2005

# of ARRESTS	Adult Arrests	Juvenile Arrests
--------------	---------------	------------------

<b>DNR - 4 - Fayette</b>			
Drug/Narcotic Violations	2	2	0
All Other Offenses	108	104	4
<b>DNR - 4 - Fayette</b>	<b>110</b>	<b>106</b>	<b>4</b>
<b>Fayette Co SO</b>			
Forcible Rape	1	1	0
Forcible Fondling	1	1	0
Aggravated Assault	7	7	0
Simple Assault	36	36	0
Intimidation	6	6	0
Kidnaping/Abduction	1	1	0
Burglary/Breaking & Entering	1	1	0
Destruction/Damage/Vandalism of Property	5	5	0
Drug/Narcotic Violations	1	1	0
Driving Under The Influence	17	17	0
Drunkenness	2	2	0
Trespass of Real Property	1	1	0
All Other Offenses	8	8	0
<b>Fayette Co SO</b>	<b>87</b>	<b>87</b>	<b>0</b>
<b>Fayetteville PD</b>			
Simple Assault	1	1	0
Intimidation	3	3	0
Drug/Narcotic Violations	2	2	0
Weapon Law Violations	1	1	0
Disorderly Conduct	1	1	0
Driving Under The Influence	8	8	0
Liquor Law Violations	1	1	0
All Other Offenses	3	3	0
<b>Fayetteville PD</b>	<b>20</b>	<b>20</b>	<b>0</b>
<b>Gauley Bridge SP</b>			
Aggravated Assault	1	1	0
Simple Assault	7	7	0
Intimidation	2	2	0
Shoplifting	2	1	1
Motor Vehicle Theft	1	1	0
Drug/Narcotic Violations	7	7	0
Driving Under The Influence	1	1	0
Drunkenness	1	1	0
All Other Offenses	9	9	0
Others	2	2	0
<b>Gauley Bridge SP</b>	<b>33</b>	<b>32</b>	<b>1</b>

# ARRESTS (Group "A" and "B") by AGENCY

## 2005

# of ARRESTS	Adult Arrests	Juvenile Arrests
--------------	---------------	------------------

### Montgomery PD

Simple Assault	6	6	0
Intimidation	1	1	0
Destruction/Damage/Vandalism of Property	1	1	0
Shoplifting	5	5	0
Theft From Coin Operated Machine or Device	3	3	0
Motor Vehicle Theft	1	1	0
Drug Equipment Violations	1	1	0
Weapon Law Violations	1	1	0
Disorderly Conduct	12	12	0
Driving Under The Influence	1	1	0
Drunkenness	14	14	0
Liquor Law Violations	7	7	0
Trespass of Real Property	4	4	0
All Other Offenses	5	5	0

<b>Montgomery PD</b>	<b>TOTAL</b>	<b>62</b>	<b>62</b>	<b>0</b>
----------------------	--------------	-----------	-----------	----------

### Oak Hill SP

Murder and Nonnegligent Manslaughter	1	1	0
Forcible Fondling	1	1	0
Aggravated Assault	14	14	0
Simple Assault	15	15	0
Intimidation	4	4	0
Burglary/Breaking & Entering	1	1	0
Counterfeiting/Forgery	5	5	0
Destruction/Damage/Vandalism of Property	5	5	0
False Pretenses/Swindle/Confidence Game	3	3	0
Motor Vehicle Theft	1	1	0
Stolen Property Offenses	1	1	0
Drug/Narcotic Violations	13	13	0
Weapon Law Violations	3	3	0
Driving Under The Influence	17	17	0
Drunkenness	1	1	0
Family Offenses (Nonviolent)	1	1	0
All Other Offenses	7	7	0

<b>Oak Hill SP</b>	<b>TOTAL</b>	<b>93</b>	<b>93</b>	<b>0</b>
--------------------	--------------	-----------	-----------	----------

# ARRESTS (Group "A" and "B") by AGENCY

## 2005

# of ARRESTS	Adult Arrests	Juvenile Arrests
--------------	---------------	------------------

### Smithers PD

Aggravated Assault	2	2	0
Simple Assault	12	12	0
Robbery	1	1	0
Destruction/Damage/Vandalism of Property	3	3	0
False Pretenses/Swindle/Confidence Game	1	1	0
Shoplifting	4	3	1
Drug/Narcotic Violations	2	2	0
Drug Equipment Violations	1	1	0
Bad Checks	1	1	0
Disorderly Conduct	11	11	0
Driving Under The Influence	2	2	0
Drunkenness	20	20	0
All Other Offenses	2	2	0

<b>Smithers PD</b>	<b>TOTAL</b>	<b>62</b>	<b>61</b>	<b>1</b>
--------------------	--------------	-----------	-----------	----------

### Turnpike - Fayette

Counterfeiting/Forgery	1	1	0
Stolen Property Offenses	2	2	0
Drug/Narcotic Violations	3	3	0
Driving Under The Influence	3	3	0
All Other Offenses	3	3	0
Others	1	1	0

<b>Turnpike - Fayette</b>	<b>TOTAL</b>	<b>13</b>	<b>13</b>	<b>0</b>
---------------------------	--------------	-----------	-----------	----------

### WVU Tech-Security

Disorderly Conduct	1	1	0
--------------------	---	---	---

<b>WVU Tech-Security</b>	<b>TOTAL</b>	<b>1</b>	<b>1</b>	<b>0</b>
--------------------------	--------------	----------	----------	----------

<b>Fayette</b>	<b>County</b>	<b>TOTAL</b>	<b>485</b>	<b>479</b>	<b>6</b>
----------------	---------------	--------------	------------	------------	----------

## Gilmer County

### DNR - 6 - Gilmer

All Other Offenses	18	18	0
--------------------	----	----	---

<b>DNR - 6 - Gilmer</b>	<b>TOTAL</b>	<b>18</b>	<b>18</b>	<b>0</b>
-------------------------	--------------	-----------	-----------	----------

### Gilmer Co SO

Driving Under The Influence	9	8	1
-----------------------------	---	---	---

<b>Gilmer Co SO</b>	<b>TOTAL</b>	<b>9</b>	<b>8</b>	<b>1</b>
---------------------	--------------	----------	----------	----------

# ARRESTS (Group "A" and "B") by AGENCY

## 2005

# of ARRESTS	Adult Arrests	Juvenile Arrests
--------------	---------------	------------------

### Glenville PD

Simple Assault	3	3	0
Burglary/Breaking & Entering	2	1	1
Shoplifting	2	2	0
Motor Vehicle Theft	1	1	0
Driving Under The Influence	3	3	0
Drunkenness	1	1	0
Liquor Law Violations	3	3	0

<b>Glenville PD</b>	<b>TOTAL</b>	<b>15</b>	<b>14</b>	<b>1</b>
---------------------	--------------	-----------	-----------	----------

### Glenville SP

Incest	1	1	0
Simple Assault	5	5	0
Counterfeiting/Forgery	2	2	0
Destruction/Damage/Vandalism of Property	2	2	0
Theft of Motor Vehicle Parts/Accessories	1	1	0
Motor Vehicle Theft	1	0	1
Stolen Property Offenses	2	2	0
Drug/Narcotic Violations	8	8	0
Weapon Law Violations	2	2	0
Driving Under The Influence	11	11	0
Family Offenses (Nonviolent)	2	2	0
Liquor Law Violations	4	4	0
All Other Offenses	8	8	0
Others	4	4	0

<b>Glenville SP</b>	<b>TOTAL</b>	<b>53</b>	<b>52</b>	<b>1</b>
---------------------	--------------	-----------	-----------	----------

### Glenville State College

Simple Assault	1	1	0
Drug/Narcotic Violations	1	1	0
Trespass of Real Property	1	1	0

<b>Glenville State College</b>	<b>TOTAL</b>	<b>3</b>	<b>3</b>	<b>0</b>
--------------------------------	--------------	----------	----------	----------

<b>Gilmer</b>	<b>County</b>	<b>TOTAL</b>	<b>98</b>	<b>95</b>	<b>3</b>
---------------	---------------	--------------	-----------	-----------	----------

## Grant County

### DNR - 2 - Grant

Drug/Narcotic Violations	3	3	0
All Other Offenses	34	34	0

<b>DNR - 2 - Grant</b>	<b>TOTAL</b>	<b>37</b>	<b>37</b>	<b>0</b>
------------------------	--------------	-----------	-----------	----------

# ARRESTS (Group "A" and "B") by AGENCY

## 2005

# of ARRESTS	Adult Arrests	Juvenile Arrests
--------------	---------------	------------------

### Grant Co SO

Sexual Assault With An Object	1	1	0
Forcible Fondling	1	0	1
Statutory Rape	1	1	0
Aggravated Assault	4	4	0
Simple Assault	18	18	0
Intimidation	1	1	0
Kidnaping/Abduction	1	1	0
Burglary/Breaking & Entering	4	4	0
Counterfeiting/Forgery	1	1	0
Destruction/Damage/Vandalism of Property	2	2	0
Shoplifting	2	2	0
Theft From Motor Vehicle	1	1	0
Motor Vehicle Theft	4	4	0
Drug/Narcotic Violations	7	7	0
Weapon Law Violations	1	1	0
Driving Under The Influence	8	7	1
Liquor Law Violations	5	5	0
Trespass of Real Property	4	4	0
All Other Offenses	4	4	0
Others	1	1	0

<b>Grant Co SO</b>	<b>TOTAL</b>	<b>71</b>	<b>69</b>	<b>2</b>
--------------------	--------------	-----------	-----------	----------

### Petersburg SP

Aggravated Assault	3	3	0
Simple Assault	7	7	0
Intimidation	3	3	0
Burglary/Breaking & Entering	2	2	0
Counterfeiting/Forgery	2	2	0
False Pretenses/Swindle/Confidence Game	1	1	0
Impersonation	1	1	0
Drug/Narcotic Violations	2	2	0
Weapon Law Violations	1	1	0
Disorderly Conduct	1	1	0
Driving Under The Influence	9	9	0
Family Offenses (Nonviolent)	1	1	0
Liquor Law Violations	2	2	0
All Other Offenses	1	1	0
Others	2	2	0

<b>Petersburg SP</b>	<b>TOTAL</b>	<b>38</b>	<b>38</b>	<b>0</b>
----------------------	--------------	-----------	-----------	----------

<b>Grant</b>	<b>County</b>	<b>TOTAL</b>	<b>146</b>	<b>144</b>	<b>2</b>
--------------	---------------	--------------	------------	------------	----------

## Greenbrier County



# ARRESTS (Group "A" and "B") by AGENCY

## 2005

# of ARRESTS	Adult Arrests	Juvenile Arrests
--------------	---------------	------------------

<b>DNR - 4 - Greenbrier</b>				
Simple Assault	1	1	0	
Arson	1	1	0	
Drug/Narcotic Violations	7	7	0	
Weapon Law Violations	3	3	0	
All Other Offenses	169	160	5	
<b>DNR - 4 - Greenbrier</b>				<b>TOTAL</b>
	<b>181</b>	<b>172</b>	<b>5</b>	
<b>Greenbrier Co SO</b>				
Forcible Rape	1	1	0	
Aggravated Assault	14	14	0	
Simple Assault	15	15	0	
Intimidation	5	5	0	
Kidnaping/Abduction	1	1	0	
Burglary/Breaking & Entering	1	1	0	
Counterfeiting/Forgery	1	1	0	
Destruction/Damage/Vandalism of Property	3	3	0	
Theft From Building	1	1	0	
Drug/Narcotic Violations	2	2	0	
Weapon Law Violations	1	1	0	
Driving Under The Influence	22	22	0	
All Other Offenses	5	5	0	
<b>Greenbrier Co SO</b>				<b>TOTAL</b>
	<b>72</b>	<b>72</b>	<b>0</b>	
<b>Lewisburg PD</b>				
Forcible Fondling	1	1	0	
Simple Assault	7	7	0	
Counterfeiting/Forgery	1	1	0	
Pocket-picking	1	1	0	
Shoplifting	1	1	0	
Theft From Building	1	1	0	
Motor Vehicle Theft	1	1	0	
Stolen Property Offenses	1	1	0	
Drug/Narcotic Violations	3	3	0	
Weapon Law Violations	1	1	0	
Driving Under The Influence	52	52	0	
Liquor Law Violations	1	1	0	
All Other Offenses	6	6	0	
<b>Lewisburg PD</b>				<b>TOTAL</b>
	<b>77</b>	<b>77</b>	<b>0</b>	

# ARRESTS (Group "A" and "B") by AGENCY

## 2005

# of ARRESTS	Adult Arrests	Juvenile Arrests
--------------	---------------	------------------

### **Lewisburg SP**

Forcible Fondling	1	1	0
Aggravated Assault	2	2	0
Simple Assault	9	9	0
Intimidation	2	2	0
Burglary/Breaking & Entering	1	1	0
Destruction/Damage/Vandalism of Property	1	1	0
False Pretenses/Swindle/Confidence Game	2	2	0
Theft From Building	4	3	1
Stolen Property Offenses	1	1	0
Drug/Narcotic Violations	12	12	0
Disorderly Conduct	2	2	0
Driving Under The Influence	29	29	0
Drunkenness	1	1	0
Liquor Law Violations	1	1	0
All Other Offenses	7	7	0
Others	3	2	1

<b>Lewisburg SP</b>	<b>TOTAL</b>	<b>78</b>	<b>76</b>	<b>2</b>
---------------------	--------------	-----------	-----------	----------

### **Rainelle PD**

Drug/Narcotic Violations	1	1	0
Driving Under The Influence	6	6	0

<b>Rainelle PD</b>	<b>TOTAL</b>	<b>7</b>	<b>7</b>	<b>0</b>
--------------------	--------------	----------	----------	----------

### **Rainelle SP**

Aggravated Assault	3	3	0
Simple Assault	8	8	0
Destruction/Damage/Vandalism of Property	1	1	0
Shoplifting	2	2	0
Theft From Motor Vehicle	1	1	0
Drug/Narcotic Violations	1	1	0
Driving Under The Influence	4	4	0
Drunkenness	1	1	0
All Other Offenses	3	3	0
Others	2	2	0

<b>Rainelle SP</b>	<b>TOTAL</b>	<b>26</b>	<b>26</b>	<b>0</b>
--------------------	--------------	-----------	-----------	----------

# ARRESTS (Group "A" and "B") by AGENCY

## 2005

# of ARRESTS	Adult Arrests	Juvenile Arrests
--------------	---------------	------------------

### **Ronceverte PD**

Forcible Fondling	1	1	0
Aggravated Assault	2	2	0
Simple Assault	6	6	0
Arson	1	1	0
Burglary/Breaking & Entering	2	2	0
Theft From Building	2	2	0
Stolen Property Offenses	1	1	0
Drug/Narcotic Violations	5	5	0
Weapon Law Violations	2	2	0
Disorderly Conduct	1	1	0
Driving Under The Influence	4	3	1
All Other Offenses	12	12	0
Others	1	1	0

<b>Ronceverte PD</b>	<b>TOTAL</b>	<b>40</b>	<b>39</b>	<b>1</b>
----------------------	--------------	-----------	-----------	----------

### **tf Greenbrier Co Drug**

Drug/Narcotic Violations	54	54	0
--------------------------	----	----	---

<b>tf Greenbrier Co Drug</b>	<b>TOTAL</b>	<b>54</b>	<b>54</b>	<b>0</b>
------------------------------	--------------	-----------	-----------	----------

### **White Sulphur Springs PI**

Aggravated Assault	3	3	0
Simple Assault	16	16	0
Intimidation	1	1	0
Burglary/Breaking & Entering	1	1	0
Drug/Narcotic Violations	1	1	0
Drug Equipment Violations	1	1	0
Weapon Law Violations	1	1	0
Disorderly Conduct	2	2	0
Driving Under The Influence	29	29	0
All Other Offenses	2	2	0

<b>White Sulphur Springs PD</b>	<b>TOTAL</b>	<b>57</b>	<b>57</b>	<b>0</b>
---------------------------------	--------------	-----------	-----------	----------

<b>Greenbrier County</b>	<b>TOTAL</b>	<b>592</b>	<b>580</b>	<b>8</b>
--------------------------	--------------	------------	------------	----------

## **Hampshire County**

### **Capon Bridge PD**

Drug/Narcotic Violations	3	3	0
Driving Under The Influence	8	8	0
Drunkenness	5	5	0
All Other Offenses	1	1	0
Others	1	1	0

<b>Capon Bridge PD</b>	<b>TOTAL</b>	<b>18</b>	<b>18</b>	<b>0</b>
------------------------	--------------	-----------	-----------	----------

# ARRESTS (Group "A" and "B") by AGENCY

## 2005

		# of ARRESTS	Adult Arrests	Juvenile Arrests
<b>DNR - 2 - Hampshire</b>				
	Weapon Law Violations	3	3	0
	Trespass of Real Property	1	1	0
	All Other Offenses	133	128	4
<b>DNR - 2 - Hampshire</b>	<b>TOTAL</b>	<b>137</b>	<b>132</b>	<b>4</b>
<b>Hampshire Co SO</b>				
	Forcible Rape	1	1	0
	Forcible Fondling	2	2	0
	Aggravated Assault	19	18	1
	Simple Assault	33	32	1
	Intimidation	8	8	0
	Kidnaping/Abduction	1	1	0
	Arson	1	1	0
	Burglary/Breaking & Entering	1	1	0
	Counterfeiting/Forgery	3	3	0
	Destruction/Damage/Vandalism of Property	4	4	0
	False Pretenses/Swindle/Confidence Game	3	3	0
	Shoplifting	1	1	0
	Theft From Building	3	3	0
	Theft From Motor Vehicle	1	1	0
	Theft of Motor Vehicle Parts/Accessories	1	1	0
	Motor Vehicle Theft	5	5	0
	Stolen Property Offenses	4	4	0
	Drug/Narcotic Violations	67	66	1
	Driving Under The Influence	91	90	1
	Drunkenness	4	4	0
	Family Offenses (Nonviolent)	1	1	0
	Liquor Law Violations	3	2	1
	Trespass of Real Property	6	6	0
	All Other Offenses	34	34	0
	Others	7	7	0
<b>Hampshire Co SO</b>	<b>TOTAL</b>	<b>304</b>	<b>299</b>	<b>5</b>

# ARRESTS (Group "A" and "B") by AGENCY

## 2005

# of ARRESTS	Adult Arrests	Juvenile Arrests
--------------	---------------	------------------

### Romney PD

Simple Assault	8	8	0
Counterfeiting/Forgery	1	1	0
Destruction/Damage/Vandalism of Property	3	2	1
Theft From Motor Vehicle	3	1	2
Motor Vehicle Theft	1	1	0
Drug/Narcotic Violations	2	2	0
Disorderly Conduct	11	11	0
Driving Under The Influence	11	11	0
Drunkenness	4	3	1
Liquor Law Violations	5	2	3
All Other Offenses	1	0	1
Others	4	4	0

<b>Romney PD</b>	<b>TOTAL</b>	<b>54</b>	<b>46</b>	<b>8</b>
------------------	--------------	-----------	-----------	----------

### Romney SP

Murder and Nonnegligent Manslaughter	1	1	0
Forcible Rape	2	2	0
Sexual Assault With An Object	2	2	0
Forcible Fondling	1	1	0
Statutory Rape	1	1	0
Aggravated Assault	11	11	0
Simple Assault	77	77	0
Intimidation	11	11	0
Kidnaping/Abduction	1	1	0
Burglary/Breaking & Entering	1	1	0
Counterfeiting/Forgery	7	7	0
Destruction/Damage/Vandalism of Property	9	9	0
False Pretenses/Swindle/Confidence Game	3	3	0
Shoplifting	4	4	0
Theft of Motor Vehicle Parts/Accessories	1	1	0
Motor Vehicle Theft	7	7	0
Stolen Property Offenses	1	1	0
Drug/Narcotic Violations	56	56	0
Weapon Law Violations	8	8	0
Disorderly Conduct	2	2	0
Driving Under The Influence	81	80	1
Drunkenness	5	5	0
Liquor Law Violations	10	9	1
Trespass of Real Property	4	4	0
All Other Offenses	40	39	1
Others	11	11	0

<b>Romney SP</b>	<b>TOTAL</b>	<b>357</b>	<b>354</b>	<b>3</b>
------------------	--------------	------------	------------	----------

<b>Hampshire County</b>	<b>TOTAL</b>	<b>870</b>	<b>849</b>	<b>20</b>
-------------------------	--------------	------------	------------	-----------

# ARRESTS (Group "A" and "B") by AGENCY

## 2005

# of ARRESTS	Adult Arrests	Juvenile Arrests
--------------	---------------	------------------

### Hancock County

#### **Chester PD**

Simple Assault	5	5	0
Burglary/Breaking & Entering	1	1	0
Destruction/Damage/Vandalism of Property	2	2	0
Disorderly Conduct	2	2	0
Driving Under The Influence	4	4	0
All Other Offenses	5	5	0
Others	1	1	0

<b>Chester PD</b>	<b>TOTAL</b>	<b>20</b>	<b>20</b>	<b>0</b>
-------------------	--------------	-----------	-----------	----------

#### **DNR - 1 - Hancock**

Driving Under The Influence	1	1	0
All Other Offenses	44	39	5

<b>DNR - 1 - Hancock</b>	<b>TOTAL</b>	<b>45</b>	<b>40</b>	<b>5</b>
--------------------------	--------------	-----------	-----------	----------

#### **Hancock Co SO**

Simple Assault	10	7	3
Burglary/Breaking & Entering	3	3	0
False Pretenses/Swindle/Confidence Game	1	1	0
Drug/Narcotic Violations	3	3	0
Weapon Law Violations	1	0	1
Disorderly Conduct	3	3	0
Driving Under The Influence	34	32	2
Drunkenness	2	2	0
Liquor Law Violations	2	2	0
Trespass of Real Property	1	1	0
All Other Offenses	9	8	1
Others	1	1	0

<b>Hancock Co SO</b>	<b>TOTAL</b>	<b>70</b>	<b>63</b>	<b>7</b>
----------------------	--------------	-----------	-----------	----------

#### **New Cumberland PD**

Simple Assault	4	4	0
Driving Under The Influence	4	4	0

<b>New Cumberland PD</b>	<b>TOTAL</b>	<b>8</b>	<b>8</b>	<b>0</b>
--------------------------	--------------	----------	----------	----------

#### **New Cumberland SP**

Aggravated Assault	2	2	0
Simple Assault	3	3	0
Burglary/Breaking & Entering	2	2	0
Bribery	1	1	0
Drug/Narcotic Violations	1	1	0
Driving Under The Influence	59	59	0
All Other Offenses	1	1	0

<b>New Cumberland SP</b>	<b>TOTAL</b>	<b>69</b>	<b>69</b>	<b>0</b>
--------------------------	--------------	-----------	-----------	----------

# ARRESTS (Group "A" and "B") by AGENCY

## 2005

# of ARRESTS	Adult Arrests	Juvenile Arrests
--------------	---------------	------------------

### **tf Hancock-Brooke Drug**

Drug/Narcotic Violations	30	30	0	
Drug Equipment Violations	2	2	0	
<b>tf Hancock-Brooke Drug</b>				<b>TOTAL</b>
	<b>32</b>	<b>32</b>	<b>0</b>	

### **Weirton PD**

Simple Assault	2	2	0	
Bad Checks	4	4	0	
Disorderly Conduct	24	23	0	
Driving Under The Influence	73	73	0	
Drunkenness	56	56	0	
Family Offenses (Nonviolent)	1	1	0	
Liquor Law Violations	7	7	0	
Trespass of Real Property	12	12	0	
All Other Offenses	83	83	0	
<b>Weirton PD</b>				<b>TOTAL</b>
	<b>262</b>	<b>261</b>	<b>0</b>	
<b>Hancock County</b>				<b>TOTAL</b>
	<b>506</b>	<b>493</b>	<b>12</b>	

### **Hardy County**

#### **DNR - 2 - Hardy**

Drug/Narcotic Violations	5	5	0	
Weapon Law Violations	1	1	0	
Driving Under The Influence	1	1	0	
Trespass of Real Property	1	1	0	
All Other Offenses	85	79	6	
<b>DNR - 2 - Hardy</b>				<b>TOTAL</b>
	<b>93</b>	<b>87</b>	<b>6</b>	

#### **Hardy Co SO**

Aggravated Assault	6	6	0	
Simple Assault	11	11	0	
Intimidation	2	2	0	
Kidnaping/Abduction	1	1	0	
Burglary/Breaking & Entering	1	1	0	
Destruction/Damage/Vandalism of Property	2	2	0	
Weapon Law Violations	1	1	0	
Driving Under The Influence	23	23	0	
Family Offenses (Nonviolent)	1	1	0	
Trespass of Real Property	2	2	0	
All Other Offenses	1	1	0	
<b>Hardy Co SO</b>				<b>TOTAL</b>
	<b>51</b>	<b>51</b>	<b>0</b>	

# ARRESTS (Group "A" and "B") by AGENCY

## 2005

# of ARRESTS	Adult Arrests	Juvenile Arrests
--------------	---------------	------------------

### Moorefield PD

Forcible Rape	1	1	0
Aggravated Assault	7	7	0
Simple Assault	15	15	0
Intimidation	1	1	0
Robbery	1	1	0
Burglary/Breaking & Entering	4	4	0
Counterfeiting/Forgery	2	2	0
Destruction/Damage/Vandalism of Property	2	2	0
Shoplifting	3	2	1
Theft From Building	2	2	0
Stolen Property Offenses	1	1	0
Drug/Narcotic Violations	4	4	0
Weapon Law Violations	2	2	0
Bad Checks	1	1	0
Driving Under The Influence	24	24	0
Trespass of Real Property	1	1	0
All Other Offenses	5	5	0
Others	1	1	0

<b>Moorefield PD</b>	<b>TOTAL</b>	<b>77</b>	<b>76</b>	<b>1</b>
----------------------	--------------	-----------	-----------	----------

### Moorefield SP

Forcible Fondling	3	3	0
Aggravated Assault	5	5	0
Simple Assault	18	18	0
Intimidation	7	7	0
Counterfeiting/Forgery	5	4	1
Destruction/Damage/Vandalism of Property	6	5	1
False Pretenses/Swindle/Confidence Game	1	1	0
Shoplifting	2	2	0
Motor Vehicle Theft	1	1	0
Stolen Property Offenses	1	1	0
Drug/Narcotic Violations	9	9	0
Weapon Law Violations	5	5	0
Driving Under The Influence	29	29	0
Family Offenses (Nonviolent)	2	2	0
Liquor Law Violations	3	2	1
Trespass of Real Property	1	1	0
All Other Offenses	12	12	0
Others	2	2	0

<b>Moorefield SP</b>	<b>TOTAL</b>	<b>112</b>	<b>109</b>	<b>3</b>
----------------------	--------------	------------	------------	----------

### Wardensville PD

Driving Under The Influence	2	2	0
-----------------------------	---	---	---

<b>Wardensville PD</b>	<b>TOTAL</b>	<b>2</b>	<b>2</b>	<b>0</b>
------------------------	--------------	----------	----------	----------



# ARRESTS (Group "A" and "B") by AGENCY

**2005**

# of ARRESTS	Adult Arrests	Juvenile Arrests
--------------	---------------	------------------

<b>Hardy</b>	<b>County</b>	<b>TOTAL</b>	<b>335</b>	<b>325</b>	<b>10</b>
--------------	---------------	--------------	------------	------------	-----------

## Harrison County

### Bridgeport PD

	1	1	0	
Forcible Rape	1	1	0	
Aggravated Assault	43	36	7	
Simple Assault	4	3	1	
Intimidation	7	4	3	
Burglary/Breaking & Entering	7	7	0	
Counterfeiting/Forgery	13	4	9	
Destruction/Damage/Vandalism of Property	1	1	0	
False Pretenses/Swindle/Confidence Game	1	1	0	
Credit Card/Automatic Teller Fraud	171	115	56	
Shoplifting	3	1	2	
Theft From Building	25	15	10	
Drug/Narcotic Violations	5	1	4	
Weapon Law Violations	1	1	0	
Bad Checks	1	1	0	
Disorderly Conduct	30	30	0	
Driving Under The Influence	12	12	0	
Drunkenness	10	6	4	
Liquor Law Violations	1	1	0	
Trespass of Real Property	109	102	7	
All Other Offenses	16	11	5	
Others				
<b>Bridgeport PD</b>	<b>TOTAL</b>	<b>462</b>	<b>354</b>	<b>108</b>

# ARRESTS (Group "A" and "B") by AGENCY

## 2005

# of ARRESTS	Adult Arrests	Juvenile Arrests
--------------	---------------	------------------

### Bridgeport SP

Forcible Rape	2	2	0
Forcible Sodomy	1	1	0
Sexual Assault With An Object	3	3	0
Forcible Fondling	1	0	1
Statutory Rape	1	1	0
Aggravated Assault	7	7	0
Simple Assault	45	43	2
Intimidation	3	3	0
Arson	1	1	0
Burglary/Breaking & Entering	10	4	6
Counterfeiting/Forgery	1	1	0
Destruction/Damage/Vandalism of Property	7	6	1
False Pretenses/Swindle/Confidence Game	6	6	0
Shoplifting	1	1	0
Theft of Motor Vehicle Parts/Accessories	1	1	0
Motor Vehicle Theft	8	7	1
Drug/Narcotic Violations	10	10	0
Weapon Law Violations	1	1	0
Driving Under The Influence	18	18	0
Family Offenses (Nonviolent)	17	17	0
Liquor Law Violations	4	4	0
Runaway	1	0	1
All Other Offenses	20	19	1
Others	12	12	0

**Bridgeport SP**

**TOTAL**

**181**

**168**

**13**

# ARRESTS (Group "A" and "B") by AGENCY

## 2005

# of ARRESTS	Adult Arrests	Juvenile Arrests
--------------	---------------	------------------

### Clarksburg PD

Murder and Nonnegligent Manslaughter	4	2	2
Forcible Rape	3	3	0
Forcible Fondling	2	2	0
Aggravated Assault	18	18	0
Simple Assault	141	137	4
Intimidation	2	2	0
Kidnaping/Abduction	3	3	0
Robbery	3	3	0
Arson	1	1	0
Burglary/Breaking & Entering	7	7	0
Counterfeiting/Forgery	11	11	0
Destruction/Damage/Vandalism of Property	14	14	0
False Pretenses/Swindle/Confidence Game	10	10	0
Impersonation	1	1	0
Shoplifting	58	53	5
Theft From Motor Vehicle	1	1	0
Motor Vehicle Theft	1	1	0
Stolen Property Offenses	1	1	0
Drug/Narcotic Violations	36	36	0
Bad Checks	1	1	0
Disorderly Conduct	20	20	0
Driving Under The Influence	46	46	0
Drunkenness	49	49	0
Family Offenses (Nonviolent)	3	3	0
Trespass of Real Property	2	2	0
All Other Offenses	290	284	6
Others	37	37	0

<b>Clarksburg PD</b>	<b>TOTAL</b>	<b>765</b>	<b>748</b>	<b>17</b>
----------------------	--------------	------------	------------	-----------

### DNR - 1 - Harrison

All Other Offenses	106	101	2
--------------------	-----	-----	---

<b>DNR - 1 - Harrison</b>	<b>TOTAL</b>	<b>106</b>	<b>101</b>	<b>2</b>
---------------------------	--------------	------------	------------	----------

### FIRE MARSHAL - Harrison

Arson	1	0	1
-------	---	---	---

<b>FIRE MARSHAL - Harrison</b>	<b>TOTAL</b>	<b>1</b>	<b>0</b>	<b>1</b>
--------------------------------	--------------	----------	----------	----------

# ARRESTS (Group "A" and "B") by AGENCY

## 2005

# of ARRESTS	Adult Arrests	Juvenile Arrests
--------------	---------------	------------------

### **Harrison Co SO**

Murder and Nonnegligent Manslaughter	2	2	0
Sexual Assault With An Object	2	2	0
Aggravated Assault	19	18	1
Simple Assault	73	69	4
Intimidation	5	5	0
Kidnaping/Abduction	1	1	0
Robbery	3	3	0
Burglary/Breaking & Entering	20	19	1
Counterfeiting/Forgery	7	7	0
Destruction/Damage/Vandalism of Property	12	12	0
False Pretenses/Swindle/Confidence Game	19	18	1
Credit Card/Automatic Teller Fraud	3	3	0
Shoplifting	4	4	0
Motor Vehicle Theft	3	3	0
Drug/Narcotic Violations	46	46	0
Weapon Law Violations	7	7	0
Bad Checks	4	4	0
Disorderly Conduct	1	1	0
Driving Under The Influence	67	67	0
Drunkenness	14	14	0
Liquor Law Violations	1	1	0
Trespass of Real Property	1	1	0
All Other Offenses	110	100	10
Others	17	16	1

<b>Harrison Co SO</b>	<b>TOTAL</b>	<b>441</b>	<b>423</b>	<b>18</b>
-----------------------	--------------	------------	------------	-----------

### **Nutter Fort PD**

Aggravated Assault	2	2	0
Simple Assault	8	7	1
Intimidation	2	2	0
Burglary/Breaking & Entering	5	5	0
Shoplifting	4	4	0
Motor Vehicle Theft	1	1	0
Drug/Narcotic Violations	3	3	0
Driving Under The Influence	6	6	0
All Other Offenses	11	11	0

<b>Nutter Fort PD</b>	<b>TOTAL</b>	<b>42</b>	<b>41</b>	<b>1</b>
-----------------------	--------------	-----------	-----------	----------

# ARRESTS (Group "A" and "B") by AGENCY

## 2005

# of ARRESTS	Adult Arrests	Juvenile Arrests
--------------	---------------	------------------

### **Shinnston PD**

Sexual Assault With An Object	1	0	1
Aggravated Assault	3	3	0
Simple Assault	8	7	1
Burglary/Breaking & Entering	3	0	3
Destruction/Damage/Vandalism of Property	4	4	0
False Pretenses/Swindle/Confidence Game	4	4	0
Shoplifting	2	2	0
Drug/Narcotic Violations	34	33	1
Assisting or Promoting Prostitution	1	1	0
Weapon Law Violations	1	1	0
Disorderly Conduct	4	4	0
Driving Under The Influence	14	14	0
Drunkenness	7	7	0
Liquor Law Violations	5	4	1
All Other Offenses	4	4	0
Others	1	1	0

<b>Shinnston PD</b>	<b>TOTAL</b>	<b>96</b>	<b>89</b>	<b>7</b>
---------------------	--------------	-----------	-----------	----------

### **Stonewood PD**

Simple Assault	1	1	0
Intimidation	1	1	0

<b>Stonewood PD</b>	<b>TOTAL</b>	<b>2</b>	<b>2</b>	<b>0</b>
---------------------	--------------	----------	----------	----------

### **tf Harrison Co Drug & Vio**

False Pretenses/Swindle/Confidence Game	6	6	0
Drug/Narcotic Violations	89	89	0
Prostitution	2	2	0
All Other Offenses	8	8	0

<b>tf Harrison Co Drug &amp; Vio Crim</b>	<b>TOTAL</b>	<b>105</b>	<b>105</b>	<b>0</b>
---	--------------	------------	------------	----------

<b>HARRISON County</b>	<b>TOTAL</b>	<b>2,201</b>	<b>2,031</b>	<b>167</b>
------------------------	--------------	--------------	--------------	------------

## **Jackson County**

### **DNR - 6 - Jackson**

All Other Offenses	122	114	8
--------------------	-----	-----	---

<b>DNR - 6 - Jackson</b>	<b>TOTAL</b>	<b>122</b>	<b>114</b>	<b>8</b>
--------------------------	--------------	------------	------------	----------

# ARRESTS (Group "A" and "B") by AGENCY

## 2005

# of ARRESTS	Adult Arrests	Juvenile Arrests
--------------	---------------	------------------

### Jackson Co SO

Aggravated Assault	3	3	0
Simple Assault	41	41	0
Intimidation	1	1	0
Destruction/Damage/Vandalism of Property	1	1	0
Motor Vehicle Theft	1	0	1
Drug/Narcotic Violations	2	2	0
Driving Under The Influence	24	24	0
All Other Offenses	10	10	0

<b>Jackson Co SO</b>	<b>TOTAL</b>	<b>83</b>	<b>82</b>	<b>1</b>
----------------------	--------------	-----------	-----------	----------

### Ravenswood PD

Murder and Nonnegligent Manslaughter	1	1	0
Statutory Rape	2	2	0
Aggravated Assault	8	8	0
Simple Assault	20	18	2
Intimidation	2	2	0
Destruction/Damage/Vandalism of Property	4	4	0
False Pretenses/Swindle/Confidence Game	1	1	0
Shoplifting	1	1	0
Motor Vehicle Theft	2	2	0
Driving Under The Influence	6	6	0
All Other Offenses	3	3	0
Others	10	10	0

<b>Ravenswood PD</b>	<b>TOTAL</b>	<b>60</b>	<b>58</b>	<b>2</b>
----------------------	--------------	-----------	-----------	----------

### Ripley PD

Forcible Fondling	2	2	0
Statutory Rape	2	2	0
Aggravated Assault	2	2	0
Simple Assault	12	12	0
Intimidation	2	2	0
Burglary/Breaking & Entering	2	2	0
Counterfeiting/Forgery	3	3	0
Destruction/Damage/Vandalism of Property	1	1	0
False Pretenses/Swindle/Confidence Game	1	1	0
Theft From Building	2	2	0
Drug/Narcotic Violations	1	1	0
Drug Equipment Violations	2	2	0
Driving Under The Influence	14	14	0
All Other Offenses	2	2	0
Others	2	2	0

<b>Ripley PD</b>	<b>TOTAL</b>	<b>50</b>	<b>50</b>	<b>0</b>
------------------	--------------	-----------	-----------	----------

# ARRESTS (Group "A" and "B") by AGENCY

## 2005

# of ARRESTS	Adult Arrests	Juvenile Arrests
--------------	---------------	------------------

### Ripley SP

Sexual Assault With An Object	1	1	0	
Aggravated Assault	2	2	0	
Simple Assault	27	27	0	
Intimidation	9	9	0	
Burglary/Breaking & Entering	5	1	4	
Counterfeiting/Forgery	5	5	0	
Destruction/Damage/Vandalism of Property	6	6	0	
False Pretenses/Swindle/Confidence Game	2	2	0	
Shoplifting	1	1	0	
Theft From Motor Vehicle	3	3	0	
Motor Vehicle Theft	4	4	0	
Stolen Property Offenses	1	1	0	
Drug/Narcotic Violations	19	18	1	
Weapon Law Violations	1	1	0	
Driving Under The Influence	14	14	0	
Liquor Law Violations	1	1	0	
All Other Offenses	12	11	1	
Others	2	0	2	
<b>Ripley SP</b>	<b>TOTAL</b>	<b>115</b>	<b>107</b>	<b>8</b>
<b>Jackson County</b>	<b>TOTAL</b>	<b>430</b>	<b>411</b>	<b>19</b>

### Jefferson County

#### Charles Town PD

Aggravated Assault	2	2	0	
Simple Assault	20	18	2	
Intimidation	1	1	0	
Kidnaping/Abduction	1	1	0	
Counterfeiting/Forgery	8	8	0	
Destruction/Damage/Vandalism of Property	3	2	1	
Credit Card/Automatic Teller Fraud	1	1	0	
Drug/Narcotic Violations	54	49	4	
Weapon Law Violations	4	2	2	
Disorderly Conduct	13	11	0	
Driving Under The Influence	43	41	1	
Drunkenness	6	5	1	
Liquor Law Violations	7	5	2	
All Other Offenses	19	18	0	
Others	3	3	0	
<b>Charles Town PD</b>	<b>TOTAL</b>	<b>185</b>	<b>167</b>	<b>13</b>

# ARRESTS (Group "A" and "B") by AGENCY

## 2005

# of ARRESTS	Adult Arrests	Juvenile Arrests
--------------	---------------	------------------

### DNR - 2 - Jefferson

Drug/Narcotic Violations	1	1	0
Weapon Law Violations	2	2	0
Trespass of Real Property	2	2	0
All Other Offenses	179	170	3

<b>DNR - 2 - Jefferson</b>		<b>TOTAL</b>	<b>184</b>	<b>175</b>	<b>3</b>
----------------------------	--	--------------	------------	------------	----------

### Harpers Ferry PD

Aggravated Assault	1	1	0
Simple Assault	8	5	3
Intimidation	2	2	0
Destruction/Damage/Vandalism of Property	2	2	0
False Pretenses/Swindle/Confidence Game	1	1	0
Stolen Property Offenses	3	3	0
Drug/Narcotic Violations	23	23	0
Driving Under The Influence	20	20	0
Drunkenness	1	1	0
Liquor Law Violations	1	1	0
All Other Offenses	8	8	0
Others	2	2	0

<b>Harpers Ferry PD</b>		<b>TOTAL</b>	<b>72</b>	<b>69</b>	<b>3</b>
-------------------------	--	--------------	-----------	-----------	----------

### Jefferson Co SO

Aggravated Assault	12	12	0
Simple Assault	26	23	1
Intimidation	2	2	0
Robbery	1	1	0
Burglary/Breaking & Entering	1	1	0
Counterfeiting/Forgery	1	1	0
Destruction/Damage/Vandalism of Property	2	2	0
Purse-snatching	2	2	0
Shoplifting	5	4	1
Theft From Building	2	2	0
Theft From Motor Vehicle	2	2	0
Motor Vehicle Theft	3	1	2
Stolen Property Offenses	4	3	1
Drug/Narcotic Violations	9	7	2
Weapon Law Violations	1	1	0
Disorderly Conduct	1	1	0
Driving Under The Influence	32	32	0
Drunkenness	1	1	0
Liquor Law Violations	2	2	0
All Other Offenses	11	11	0
Others	6	6	0

<b>Jefferson Co SO</b>		<b>TOTAL</b>	<b>126</b>	<b>117</b>	<b>7</b>
------------------------	--	--------------	------------	------------	----------



# ARRESTS (Group "A" and "B") by AGENCY

## 2005

# of ARRESTS	Adult Arrests	Juvenile Arrests
--------------	---------------	------------------

### Kearneysville SP

Forcible Rape	1	1	0
Forcible Fondling	1	1	0
Incest	2	2	0
Aggravated Assault	4	4	0
Simple Assault	44	44	0
Intimidation	3	3	0
Kidnaping/Abduction	2	1	1
Robbery	1	1	0
Burglary/Breaking & Entering	6	6	0
Counterfeiting/Forgery	3	3	0
Destruction/Damage/Vandalism of Property	15	15	0
False Pretenses/Swindle/Confidence Game	4	4	0
Credit Card/Automatic Teller Fraud	1	1	0
Shoplifting	14	12	2
Theft From Building	1	1	0
Motor Vehicle Theft	2	2	0
Stolen Property Offenses	1	1	0
Drug/Narcotic Violations	65	64	1
Pornography/Obscene Material	1	1	0
Weapon Law Violations	1	1	0
Driving Under The Influence	164	164	0
Drunkenness	10	10	0
Liquor Law Violations	14	9	5
Trespass of Real Property	1	1	0
All Other Offenses	44	39	5
Others	6	6	0

<b>Kearneysville SP</b>	<b>TOTAL</b>	<b>411</b>	<b>397</b>	<b>14</b>
-------------------------	--------------	------------	------------	-----------

### Ranson PD

Incest	1	1	0
Simple Assault	23	22	1
Counterfeiting/Forgery	1	1	0
Destruction/Damage/Vandalism of Property	4	4	0
Shoplifting	2	2	0
Stolen Property Offenses	3	3	0
Drug/Narcotic Violations	12	12	0
Weapon Law Violations	1	1	0
Disorderly Conduct	13	13	0
Driving Under The Influence	10	10	0
Drunkenness	4	4	0
Trespass of Real Property	8	8	0
All Other Offenses	9	8	1
Others	3	3	0

<b>Ranson PD</b>	<b>TOTAL</b>	<b>94</b>	<b>92</b>	<b>2</b>
------------------	--------------	-----------	-----------	----------

# ARRESTS (Group "A" and "B") by AGENCY

**2005**

# of ARRESTS	Adult Arrests	Juvenile Arrests
--------------	---------------	------------------

## **Shepherd College**

Destruction/Damage/Vandalism of Property	2	2	0
False Pretenses/Swindle/Confidence Game	1	1	0
Drug/Narcotic Violations	1	1	0
Liquor Law Violations	5	5	0
<b>Shepherd College</b> <b>TOTAL</b>	<b>9</b>	<b>9</b>	<b>0</b>
<b>Jefferson County</b> <b>TOTAL</b>	<b>1,081</b>	<b>1,026</b>	<b>42</b>

## **KANAWHA County**

### **BCI - SO Charleston**

Burglary/Breaking & Entering	1	1	0
Counterfeiting/Forgery	1	1	0
Drug/Narcotic Violations	8	8	0
<b>BCI - SO Charleston</b> <b>TOTAL</b>	<b>10</b>	<b>10</b>	<b>0</b>

### **Belle PD**

All Other Offenses	1	1	0
<b>Belle PD</b> <b>TOTAL</b>	<b>1</b>	<b>1</b>	<b>0</b>

# ARRESTS (Group "A" and "B") by AGENCY

## 2005

# of ARRESTS	Adult Arrests	Juvenile Arrests
--------------	---------------	------------------

### Charleston PD

Murder and Nonnegligent Manslaughter	6	6	0
Forcible Sodomy	2	2	0
Forcible Fondling	2	2	0
Aggravated Assault	140	128	12
Simple Assault	487	460	27
Intimidation	62	60	2
Kidnaping/Abduction	4	4	0
Robbery	28	17	11
Arson	3	3	0
Burglary/Breaking & Entering	35	28	7
Counterfeiting/Forgery	42	41	1
Destruction/Damage/Vandalism of Property	38	30	8
False Pretenses/Swindle/Confidence Game	21	20	1
Credit Card/Automatic Teller Fraud	7	7	0
Impersonation	3	2	1
Shoplifting	416	372	44
Theft From Motor Vehicle	15	12	3
Motor Vehicle Theft	19	12	7
Stolen Property Offenses	55	46	9
Drug/Narcotic Violations	416	373	43
Drug Equipment Violations	13	13	0
Prostitution	22	22	0
Assisting or Promoting Prostitution	64	64	0
Weapon Law Violations	47	38	9
Bad Checks	13	13	0
Curfew/Loitering/Vagrancy Violations	4	0	4
Disorderly Conduct	37	35	2
Driving Under The Influence	162	161	1
Drunkenness	1,292	1,292	0
Family Offenses (Nonviolent)	1	1	0
Liquor Law Violations	14	14	0
Trespass of Real Property	20	19	1
All Other Offenses	1,958	1,918	40
Others	46	43	3

<b>Charleston PD</b>	<b>TOTAL</b>	<b>5,494</b>	<b>5,258</b>	<b>236</b>
----------------------	--------------	--------------	--------------	------------

### DNR - 5 - Kanawha

Weapon Law Violations	1	1	0
All Other Offenses	82	76	4

<b>DNR - 5 - Kanawha</b>	<b>TOTAL</b>	<b>83</b>	<b>77</b>	<b>4</b>
--------------------------	--------------	-----------	-----------	----------

# ARRESTS (Group "A" and "B") by AGENCY

## 2005

# of ARRESTS	Adult Arrests	Juvenile Arrests
--------------	---------------	------------------

<b>Dunbar PD</b>				
Forcible Fondling	1	1	0	
Aggravated Assault	9	9	0	
Simple Assault	77	73	4	
Intimidation	2	2	0	
Burglary/Breaking & Entering	6	4	2	
Counterfeiting/Forgery	2	2	0	
Destruction/Damage/Vandalism of Property	7	7	0	
False Pretenses/Swindle/Confidence Game	1	1	0	
Credit Card/Automatic Teller Fraud	1	1	0	
Shoplifting	14	11	3	
Theft From Building	2	2	0	
Theft From Motor Vehicle	5	3	2	
Motor Vehicle Theft	5	2	3	
Stolen Property Offenses	3	3	0	
Drug/Narcotic Violations	25	22	3	
Drug Equipment Violations	3	3	0	
Weapon Law Violations	8	6	2	
Disorderly Conduct	1	1	0	
Driving Under The Influence	3	3	0	
Drunkenness	5	5	0	
Family Offenses (Nonviolent)	2	2	0	
Trespass of Real Property	1	1	0	
All Other Offenses	13	9	4	
Others	7	6	1	
<b>Dunbar PD</b>	<b>TOTAL</b>	<b>203</b>	<b>179</b>	<b>24</b>
<b>FIRE MARSHAL - Kanawh</b>				
Arson	1	1	0	
<b>FIRE MARSHAL - Kanawha</b>	<b>TOTAL</b>	<b>1</b>	<b>1</b>	<b>0</b>
<b>Kanawha Co Parks</b>				
Drug/Narcotic Violations	2	1	1	
Weapon Law Violations	1	1	0	
<b>Kanawha Co Parks</b>	<b>TOTAL</b>	<b>3</b>	<b>2</b>	<b>1</b>

# ARRESTS (Group "A" and "B") by AGENCY

## 2005

# of ARRESTS	Adult Arrests	Juvenile Arrests
--------------	---------------	------------------

### Kanawha Co SO

Murder and Nonnegligent Manslaughter	4	4	0
Sexual Assault With An Object	2	2	0
Forcible Fondling	4	3	1
Aggravated Assault	44	40	4
Simple Assault	481	445	36
Intimidation	16	15	1
Kidnaping/Abduction	2	2	0
Robbery	12	11	1
Arson	1	0	1
Burglary/Breaking & Entering	57	39	18
Counterfeiting/Forgery	21	21	0
Destruction/Damage/Vandalism of Property	51	46	5
False Pretenses/Swindle/Confidence Game	4	4	0
Impersonation	1	1	0
Shoplifting	16	13	3
Theft From Building	1	1	0
Theft From Motor Vehicle	9	8	1
Motor Vehicle Theft	20	20	0
Stolen Property Offenses	32	30	2
Drug/Narcotic Violations	244	220	24
Drug Equipment Violations	37	35	2
Prostitution	2	2	0
Weapon Law Violations	32	28	4
Bad Checks	4	4	0
Disorderly Conduct	4	2	2
Driving Under The Influence	63	62	1
Drunkenness	131	131	0
Family Offenses (Nonviolent)	1	1	0
Liquor Law Violations	59	59	0
Trespass of Real Property	7	5	2
All Other Offenses	977	957	20
Others	26	26	0
<b>Kanawha Co SO</b>	<b>TOTAL</b>	<b>2,365</b>	<b>2,237</b>
			<b>128</b>

# ARRESTS (Group "A" and "B") by AGENCY

2005

# of ARRESTS	Adult Arrests	Juvenile Arrests
--------------	---------------	------------------

## Nitro PD

Aggravated Assault	3	3	0
Simple Assault	27	27	0
Intimidation	1	1	0
Burglary/Breaking & Entering	5	5	0
Counterfeiting/Forgery	4	4	0
False Pretenses/Swindle/Confidence Game	1	1	0
Shoplifting	3	3	0
Drug/Narcotic Violations	5	5	0
Disorderly Conduct	2	2	0
Driving Under The Influence	18	18	0
Drunkenness	3	3	0
Trespass of Real Property	4	4	0
All Other Offenses	16	16	0
Others	6	6	0

<b>Nitro PD</b>	<b>TOTAL</b>	<b>98</b>	<b>98</b>	<b>0</b>
-----------------	--------------	-----------	-----------	----------

## Quincy SP

Statutory Rape	3	3	0
Aggravated Assault	7	7	0
Simple Assault	50	47	3
Intimidation	3	3	0
Robbery	2	2	0
Burglary/Breaking & Entering	16	14	2
Counterfeiting/Forgery	3	3	0
Destruction/Damage/Vandalism of Property	4	4	0
Shoplifting	9	9	0
Theft From Building	5	5	0
Motor Vehicle Theft	2	2	0
Stolen Property Offenses	7	7	0
Drug/Narcotic Violations	43	43	0
Drug Equipment Violations	1	1	0
Weapon Law Violations	2	2	0
Driving Under The Influence	26	26	0
Drunkenness	16	16	0
Liquor Law Violations	7	7	0
Trespass of Real Property	1	1	0
All Other Offenses	24	24	0
Others	4	4	0

<b>Quincy SP</b>	<b>TOTAL</b>	<b>235</b>	<b>230</b>	<b>5</b>
------------------	--------------	------------	------------	----------

# ARRESTS (Group "A" and "B") by AGENCY

2005

# of ARRESTS	Adult Arrests	Juvenile Arrests
--------------	---------------	------------------

## So Charleston SP

Murder and Nonnegligent Manslaughter	1	1	0
Sexual Assault With An Object	1	1	0
Aggravated Assault	13	13	0
Simple Assault	85	83	2
Intimidation	17	17	0
Kidnaping/Abduction	2	2	0
Burglary/Breaking & Entering	4	4	0
Counterfeiting/Forgery	12	12	0
Destruction/Damage/Vandalism of Property	11	9	2
False Pretenses/Swindle/Confidence Game	6	6	0
Impersonation	1	1	0
Shoplifting	6	3	3
Theft From Motor Vehicle	4	4	0
Motor Vehicle Theft	3	2	1
Stolen Property Offenses	10	10	0
Drug/Narcotic Violations	160	153	7
Drug Equipment Violations	2	2	0
Weapon Law Violations	3	3	0
Disorderly Conduct	2	2	0
Driving Under The Influence	79	79	0
Drunkenness	10	10	0
Family Offenses (Nonviolent)	3	3	0
Liquor Law Violations	4	2	2
Trespass of Real Property	1	0	1
All Other Offenses	34	34	0
Others	10	10	0

<b>So Charleston SP</b>	<b>TOTAL</b>	<b>484</b>	<b>466</b>	<b>18</b>
-------------------------	--------------	------------	------------	-----------

# ARRESTS (Group "A" and "B") by AGENCY

## 2005

# of ARRESTS	Adult Arrests	Juvenile Arrests
--------------	---------------	------------------

### South Charleston PD

Murder and Nonnegligent Manslaughter	2	2	0
Aggravated Assault	12	11	1
Simple Assault	48	46	2
Intimidation	5	5	0
Robbery	5	5	0
Burglary/Breaking & Entering	11	11	0
Counterfeiting/Forgery	7	7	0
Destruction/Damage/Vandalism of Property	11	8	3
False Pretenses/Swindle/Confidence Game	3	3	0
Credit Card/Automatic Teller Fraud	1	1	0
Pocket-picking	1	1	0
Shoplifting	185	183	2
Theft From Building	1	1	0
Theft From Coin Operated Machine or Device	2	2	0
Theft From Motor Vehicle	2	2	0
Motor Vehicle Theft	4	4	0
Stolen Property Offenses	11	10	1
Drug/Narcotic Violations	93	92	1
Drug Equipment Violations	8	8	0
Weapon Law Violations	7	7	0
Curfew/Loitering/Vagrancy Violations	10	1	9
Disorderly Conduct	17	16	1
Driving Under The Influence	20	20	0
Drunkenness	40	40	0
Liquor Law Violations	6	6	0
Trespass of Real Property	3	3	0
All Other Offenses	43	43	0
Others	7	7	0

<b>South Charleston PD</b>	<b>TOTAL</b>	<b>565</b>	<b>545</b>	<b>20</b>
----------------------------	--------------	------------	------------	-----------

### St Albans PD

Aggravated Assault	1	1	0
Simple Assault	28	27	1
Intimidation	2	1	1
Burglary/Breaking & Entering	3	3	0
False Pretenses/Swindle/Confidence Game	1	1	0
Shoplifting	12	10	2
Theft From Motor Vehicle	2	2	0
Motor Vehicle Theft	1	1	0
Stolen Property Offenses	1	1	0
Drug/Narcotic Violations	4	4	0
Drug Equipment Violations	3	3	0
Others	1	1	0

<b>St Albans PD</b>	<b>TOTAL</b>	<b>59</b>	<b>55</b>	<b>4</b>
---------------------	--------------	-----------	-----------	----------



# ARRESTS (Group "A" and "B") by AGENCY

**2005**

# of ARRESTS	Adult Arrests	Juvenile Arrests
--------------	---------------	------------------

**tf Metro Drug Enforceme**

Drug/Narcotic Violations	193	184	9
Drug Equipment Violations	74	74	0
Weapon Law Violations	2	2	0
Family Offenses (Nonviolent)	1	1	0
All Other Offenses	5	5	0

**tf Metro Drug Enforcement TOTAL 275 266 9**

**Turnpike - Kanawha**

Intimidation	1	1	0
Stolen Property Offenses	4	4	0
Drug/Narcotic Violations	12	12	0
Driving Under The Influence	12	12	0
Liquor Law Violations	1	1	0
All Other Offenses	5	5	0

**Turnpike - Kanawha TOTAL 35 35 0**

**WVSC Security**

Aggravated Assault	1	1	0
Simple Assault	9	9	0
Intimidation	2	2	0
Destruction/Damage/Vandalism of Property	9	7	2
Motor Vehicle Theft	1	1	0
Drug/Narcotic Violations	6	6	0
Disorderly Conduct	1	1	0
Drunkenness	2	2	0
Liquor Law Violations	2	2	0
Trespass of Real Property	1	1	0
All Other Offenses	3	3	0
Others	1	1	0

**WVSC Security TOTAL 38 36 2**

**Kanawha County TOTAL 9,949 9,496 451**

**Lewis County**

**DNR - 3 - Lewis**

All Other Offenses	58	58	0
--------------------	----	----	---

**DNR - 3 - Lewis TOTAL 58 58 0**

# ARRESTS (Group "A" and "B") by AGENCY

## 2005

# of ARRESTS	Adult Arrests	Juvenile Arrests
--------------	---------------	------------------

### **Lewis Co SO**

Aggravated Assault	3	2	1
Simple Assault	13	13	0
Intimidation	1	1	0
Burglary/Breaking & Entering	2	2	0
Counterfeiting/Forgery	3	3	0
Stolen Property Offenses	3	3	0
Drug/Narcotic Violations	1	0	1
Weapon Law Violations	1	0	1
Bad Checks	1	1	0
Driving Under The Influence	21	21	0
Trespass of Real Property	1	1	0
All Other Offenses	3	3	0
Others	1	1	0
<b>Lewis Co SO</b>	<b>54</b>	<b>51</b>	<b>3</b>
<b>TOTAL</b>			

### **Weston PD**

Forcible Fondling	1	1	0
Aggravated Assault	2	1	1
Simple Assault	23	18	5
Intimidation	1	1	0
Destruction/Damage/Vandalism of Property	2	1	1
Shoplifting	2	1	1
Drug/Narcotic Violations	7	5	2
Drug Equipment Violations	1	0	1
Curfew/Loitering/Vagrancy Violations	2	0	2
Disorderly Conduct	1	1	0
Driving Under The Influence	18	18	0
Drunkenness	3	3	0
Liquor Law Violations	1	1	0
All Other Offenses	4	2	2
Others	3	2	1
<b>Weston PD</b>	<b>71</b>	<b>55</b>	<b>16</b>
<b>TOTAL</b>			

# ARRESTS (Group "A" and "B") by AGENCY

## 2005

# of ARRESTS	Adult Arrests	Juvenile Arrests
--------------	---------------	------------------

### Weston SP

Murder and Nonnegligent Manslaughter	2	2	0
Forcible Fondling	5	5	0
Aggravated Assault	1	1	0
Simple Assault	21	20	1
Intimidation	9	9	0
Robbery	1	1	0
Arson	1	1	0
Counterfeiting/Forgery	6	6	0
Destruction/Damage/Vandalism of Property	8	8	0
False Pretenses/Swindle/Confidence Game	2	2	0
Credit Card/Automatic Teller Fraud	1	1	0
Shoplifting	4	4	0
Motor Vehicle Theft	5	5	0
Drug/Narcotic Violations	29	29	0
Weapon Law Violations	3	3	0
Driving Under The Influence	23	23	0
Drunkenness	1	1	0
Family Offenses (Nonviolent)	3	3	0
Liquor Law Violations	1	1	0
Trespass of Real Property	1	1	0
All Other Offenses	25	24	1
Others	11	11	0
<b>Weston SP</b>	<b>TOTAL</b>	<b>163</b>	<b>161</b>
<b>Lewis</b>	<b>County</b>	<b>TOTAL</b>	<b>346</b>
		<b>325</b>	<b>21</b>

### Lincoln County

<b>DNR - 5 - Lincoln</b>			
All Other Offenses	24	22	1
<b>DNR - 5 - Lincoln</b>	<b>TOTAL</b>	<b>24</b>	<b>22</b>
		<b>1</b>	

# ARRESTS (Group "A" and "B") by AGENCY

## 2005

# of ARRESTS	Adult Arrests	Juvenile Arrests
--------------	---------------	------------------

### Hamlin SP

Forcible Rape	1	1	0		
Forcible Sodomy	1	1	0		
Forcible Fondling	3	3	0		
Statutory Rape	1	1	0		
Aggravated Assault	21	19	2		
Simple Assault	85	84	1		
Intimidation	15	15	0		
Burglary/Breaking & Entering	15	15	0		
Counterfeiting/Forgery	18	18	0		
Destruction/Damage/Vandalism of Property	18	13	5		
False Pretenses/Swindle/Confidence Game	4	4	0		
Shoplifting	1	1	0		
Motor Vehicle Theft	3	3	0		
Stolen Property Offenses	3	3	0		
Drug/Narcotic Violations	73	64	9		
Drug Equipment Violations	7	7	0		
Weapon Law Violations	4	2	2		
Bad Checks	1	1	0		
Disorderly Conduct	1	1	0		
Driving Under The Influence	47	46	1		
Drunkenness	4	4	0		
Liquor Law Violations	8	8	0		
All Other Offenses	31	29	2		
Others	26	26	0		
<b>Hamlin SP</b>	<b>TOTAL</b>	<b>391</b>	<b>369</b>	<b>22</b>	
<b>Lincoln</b>	<b>County</b>	<b>TOTAL</b>	<b>415</b>	<b>391</b>	<b>23</b>

### Logan County

# ARRESTS (Group "A" and "B") by AGENCY

## 2005

# of ARRESTS	Adult Arrests	Juvenile Arrests
--------------	---------------	------------------

### **Chapmanville PD**

Forcible Fondling	1	1	0
Aggravated Assault	6	6	0
Simple Assault	4	4	0
Intimidation	1	1	0
Burglary/Breaking & Entering	1	1	0
Counterfeiting/Forgery	3	3	0
Destruction/Damage/Vandalism of Property	7	7	0
Shoplifting	2	2	0
Theft From Motor Vehicle	1	1	0
Theft of Motor Vehicle Parts/Accessories	1	1	0
Drug/Narcotic Violations	5	5	0
Weapon Law Violations	1	1	0
Disorderly Conduct	3	3	0
Driving Under The Influence	5	5	0
Drunkenness	2	2	0
Trespass of Real Property	1	1	0
All Other Offenses	4	4	0
Others	1	1	0

<b>Chapmanville PD</b>	<b>TOTAL</b>	<b>49</b>	<b>49</b>	<b>0</b>
------------------------	--------------	-----------	-----------	----------

### **DNR - 5 - Logan**

Drug/Narcotic Violations	3	3	0
All Other Offenses	75	74	1

<b>DNR - 5 - Logan</b>	<b>TOTAL</b>	<b>78</b>	<b>77</b>	<b>1</b>
------------------------	--------------	-----------	-----------	----------

# ARRESTS (Group "A" and "B") by AGENCY

---

## 2005

# of ARRESTS	Adult Arrests	Juvenile Arrests
--------------	---------------	------------------

### **Logan Co SO**

Murder and Nonnegligent Manslaughter	1	1	0
Aggravated Assault	10	10	0
Simple Assault	44	44	0
Intimidation	8	8	0
Robbery	2	2	0
Arson	1	1	0
Counterfeiting/Forgery	1	1	0
Destruction/Damage/Vandalism of Property	1	1	0
Pocket-picking	1	1	0
Theft of Motor Vehicle Parts/Accessories	1	1	0
Motor Vehicle Theft	1	1	0
Stolen Property Offenses	1	1	0
Drug/Narcotic Violations	18	18	0
Assisting or Promoting Prostitution	1	1	0
Weapon Law Violations	2	2	0
Disorderly Conduct	3	3	0
Driving Under The Influence	41	41	0
Drunkenness	20	20	0
Liquor Law Violations	2	2	0
Trespass of Real Property	1	1	0
All Other Offenses	33	33	0
<b>Logan Co SO</b>	<b>193</b>	<b>193</b>	<b>0</b>
<b>TOTAL</b>	<b>193</b>	<b>193</b>	<b>0</b>

# ARRESTS (Group "A" and "B") by AGENCY

2005

# of ARRESTS	Adult Arrests	Juvenile Arrests
--------------	---------------	------------------

## Logan PD

Murder and Nonnegligent Manslaughter	2	2	0
Aggravated Assault	5	5	0
Simple Assault	19	16	3
Intimidation	4	2	2
Robbery	3	3	0
Burglary/Breaking & Entering	7	7	0
Counterfeiting/Forgery	2	2	0
Destruction/Damage/Vandalism of Property	7	7	0
False Pretenses/Swindle/Confidence Game	2	2	0
Purse-snatching	1	1	0
Shoplifting	189	169	20
Theft From Building	11	9	2
Theft From Motor Vehicle	2	2	0
Stolen Property Offenses	2	1	1
Drug/Narcotic Violations	28	26	2
Disorderly Conduct	1	1	0
Driving Under The Influence	6	6	0
Drunkenness	6	6	0
Trespass of Real Property	9	9	0
All Other Offenses	10	9	1
Others	4	3	1

<b>Logan PD</b>	<b>TOTAL</b>	<b>320</b>	<b>288</b>	<b>32</b>
-----------------	--------------	------------	------------	-----------

# ARRESTS (Group "A" and "B") by AGENCY

## 2005

# of ARRESTS	Adult Arrests	Juvenile Arrests
--------------	---------------	------------------

### Logan SP

Murder and Nonnegligent Manslaughter	4	4	0
Forcible Rape	1	1	0
Forcible Sodomy	3	3	0
Statutory Rape	1	1	0
Aggravated Assault	32	32	0
Simple Assault	187	172	15
Intimidation	25	25	0
Robbery	7	7	0
Arson	2	2	0
Burglary/Breaking & Entering	43	38	5
Counterfeiting/Forgery	21	20	1
Destruction/Damage/Vandalism of Property	28	17	11
False Pretenses/Swindle/Confidence Game	8	8	0
Wire Fraud	1	1	0
Shoplifting	10	10	0
Theft From Building	20	20	0
Theft From Motor Vehicle	15	14	1
Theft of Motor Vehicle Parts/Accessories	5	5	0
Motor Vehicle Theft	13	13	0
Stolen Property Offenses	12	12	0
Drug/Narcotic Violations	201	195	6
Drug Equipment Violations	3	3	0
Assisting or Promoting Prostitution	6	6	0
Weapon Law Violations	5	5	0
Disorderly Conduct	4	4	0
Driving Under The Influence	67	67	0
Drunkenness	30	30	0
Liquor Law Violations	14	10	4
Trespass of Real Property	8	7	1
All Other Offenses	96	90	6
Others	23	23	0
<b>Logan SP</b>	<b>TOTAL</b>	<b>895</b>	<b>845</b>
			<b>50</b>



# ARRESTS (Group "A" and "B") by AGENCY

## 2005

# of ARRESTS	Adult Arrests	Juvenile Arrests
--------------	---------------	------------------

### Man PD

Burglary/Breaking & Entering	1	1	0
Counterfeiting/Forgery	1	1	0
Destruction/Damage/Vandalism of Property	1	1	0
Theft From Motor Vehicle	1	1	0
Drug/Narcotic Violations	9	9	0
Weapon Law Violations	1	1	0
Driving Under The Influence	15	15	0
Drunkenness	4	4	0
Liquor Law Violations	1	1	0
All Other Offenses	2	2	0

<b>Man PD</b>	<b>TOTAL</b>	<b>36</b>	<b>36</b>	<b>0</b>
---------------	--------------	-----------	-----------	----------

### tf U S 119 Task Force

Drug/Narcotic Violations	105	105	0
Drug Equipment Violations	1	1	0
Assisting or Promoting Prostitution	3	3	0
Weapon Law Violations	1	1	0
All Other Offenses	11	10	1

<b>tf U S 119 Task Force</b>	<b>TOTAL</b>	<b>121</b>	<b>120</b>	<b>1</b>
------------------------------	--------------	------------	------------	----------

### West Logan PD

Simple Assault	1	1	0
----------------	---	---	---

<b>West Logan PD</b>	<b>TOTAL</b>	<b>1</b>	<b>1</b>	<b>0</b>
----------------------	--------------	----------	----------	----------

<b>Logan</b>	<b>County</b>	<b>TOTAL</b>	<b>1,693</b>	<b>1,609</b>	<b>84</b>
--------------	---------------	--------------	--------------	--------------	-----------

## MARION County

### BCI - Fairmont

Drug/Narcotic Violations	137	137	0
--------------------------	-----	-----	---

<b>BCI - Fairmont</b>	<b>TOTAL</b>	<b>137</b>	<b>137</b>	<b>0</b>
-----------------------	--------------	------------	------------	----------

### DNR - 1 - Marion

All Other Offenses	150	131	14
--------------------	-----	-----	----

<b>DNR - 1 - Marion</b>	<b>TOTAL</b>	<b>150</b>	<b>131</b>	<b>14</b>
-------------------------	--------------	------------	------------	-----------

### Fairmont Campus Police

Simple Assault	2	2	0
----------------	---	---	---

<b>Fairmont Campus Police</b>	<b>TOTAL</b>	<b>2</b>	<b>2</b>	<b>0</b>
-------------------------------	--------------	----------	----------	----------

# ARRESTS (Group "A" and "B") by AGENCY

## 2005

# of ARRESTS	Adult Arrests	Juvenile Arrests
--------------	---------------	------------------

### Fairmont PD

Forcible Rape	4	4	0
Forcible Fondling	1	1	0
Statutory Rape	3	2	1
Aggravated Assault	11	9	2
Simple Assault	81	79	2
Intimidation	4	4	0
Robbery	6	6	0
Arson	4	4	0
Burglary/Breaking & Entering	10	7	3
Counterfeiting/Forgery	2	2	0
Destruction/Damage/Vandalism of Property	17	12	5
Credit Card/Automatic Teller Fraud	1	1	0
Shoplifting	25	24	1
Theft From Building	10	9	1
Theft From Motor Vehicle	9	2	7
Motor Vehicle Theft	2	2	0
Stolen Property Offenses	1	1	0
Drug/Narcotic Violations	11	11	0
Weapon Law Violations	1	1	0
Bad Checks	1	1	0
Disorderly Conduct	38	37	1
Driving Under The Influence	176	174	2
Liquor Law Violations	10	9	1
Runaway	5	0	5
Trespass of Real Property	7	7	0
All Other Offenses	111	109	1
Others	11	11	0
<b>Fairmont PD</b>	<b>TOTAL</b>	<b>562</b>	<b>529</b>
			<b>32</b>

# ARRESTS (Group "A" and "B") by AGENCY

## 2005

# of ARRESTS	Adult Arrests	Juvenile Arrests
--------------	---------------	------------------

### Fairmont SP

Forcible Rape	1	1	0
Sexual Assault With An Object	2	2	0
Aggravated Assault	5	5	0
Simple Assault	23	23	0
Intimidation	4	4	0
Burglary/Breaking & Entering	3	3	0
Destruction/Damage/Vandalism of Property	7	7	0
Credit Card/Automatic Teller Fraud	1	1	0
Shoplifting	2	2	0
Motor Vehicle Theft	1	1	0
Stolen Property Offenses	1	1	0
Drug/Narcotic Violations	12	12	0
Disorderly Conduct	1	1	0
Driving Under The Influence	31	31	0
Family Offenses (Nonviolent)	1	1	0
All Other Offenses	17	17	0
Others	7	7	0

<b>Fairmont SP</b>	<b>TOTAL</b>	<b>119</b>	<b>119</b>	<b>0</b>
--------------------	--------------	------------	------------	----------

### Mannington PD

Simple Assault	5	5	0
Intimidation	2	2	0
Burglary/Breaking & Entering	2	2	0
Shoplifting	2	1	1
Theft From Building	1	1	0
Drug/Narcotic Violations	3	3	0
Disorderly Conduct	1	1	0
Driving Under The Influence	24	24	0
Drunkenness	2	2	0
All Other Offenses	2	2	0
Others	1	0	1

<b>Mannington PD</b>	<b>TOTAL</b>	<b>45</b>	<b>43</b>	<b>2</b>
----------------------	--------------	-----------	-----------	----------

# ARRESTS (Group "A" and "B") by AGENCY

## 2005

# of ARRESTS	Adult Arrests	Juvenile Arrests
--------------	---------------	------------------

### Marion Co SO

Aggravated Assault	9	8	0
Simple Assault	77	75	1
Intimidation	1	1	0
Robbery	1	1	0
Burglary/Breaking & Entering	7	7	0
Counterfeiting/Forgery	1	1	0
Destruction/Damage/Vandalism of Property	8	7	0
False Pretenses/Swindle/Confidence Game	5	4	0
Shoplifting	1	1	0
Motor Vehicle Theft	6	6	0
Drug/Narcotic Violations	11	10	1
Weapon Law Violations	4	4	0
Bad Checks	2	2	0
Driving Under The Influence	89	89	0
Liquor Law Violations	3	3	0
Trespass of Real Property	3	3	0
All Other Offenses	23	22	1
Others	9	9	0

<b>Marion Co SO</b>	<b>TOTAL</b>	<b>260</b>	<b>253</b>	<b>3</b>
---------------------	--------------	------------	------------	----------

### Monongah PD

Statutory Rape	1	1	0
Aggravated Assault	1	1	0
Simple Assault	4	3	1
Burglary/Breaking & Entering	1	1	0
Destruction/Damage/Vandalism of Property	2	1	1
Credit Card/Automatic Teller Fraud	1	1	0
Weapon Law Violations	1	1	0
Driving Under The Influence	4	4	0
Liquor Law Violations	2	2	0
All Other Offenses	5	5	0
Others	2	2	0

<b>Monongah PD</b>	<b>TOTAL</b>	<b>24</b>	<b>22</b>	<b>2</b>
--------------------	--------------	-----------	-----------	----------

### Rivesville PD

Simple Assault	1	1	0
----------------	---	---	---

<b>Rivesville PD</b>	<b>TOTAL</b>	<b>1</b>	<b>1</b>	<b>0</b>
----------------------	--------------	----------	----------	----------

### TF--3 RIVERS

Drug/Narcotic Violations	31	30	1
Operating/Promoting/Assisting Gambling	1	1	0
Assisting or Promoting Prostitution	8	8	0
All Other Offenses	3	2	1

<b>TF--3 RIVERS</b>	<b>TOTAL</b>	<b>43</b>	<b>41</b>	<b>2</b>
---------------------	--------------	-----------	-----------	----------

# ARRESTS (Group "A" and "B") by AGENCY

**2005**

# of ARRESTS	Adult Arrests	Juvenile Arrests
--------------	---------------	------------------

<b>MARION</b>	<b>County</b>	<b>TOTAL</b>	<b>1,343</b>	<b>1,278</b>	<b>55</b>
---------------	---------------	--------------	--------------	--------------	-----------

## Marshall County

### **Benwood PD**

Aggravated Assault	1	1	0
Simple Assault	6	6	0
Burglary/Breaking & Entering	4	2	2
Destruction/Damage/Vandalism of Property	2	2	0
Shoplifting	1	1	0
Drug/Narcotic Violations	1	1	0
Disorderly Conduct	1	1	0
Driving Under The Influence	3	3	0
Drunkenness	5	5	0
All Other Offenses	1	1	0

<b>Benwood PD</b>		<b>TOTAL</b>	<b>25</b>	<b>23</b>	<b>2</b>
-------------------	--	--------------	-----------	-----------	----------

### **Cameron PD**

Aggravated Assault	2	2	0
Simple Assault	3	3	0
Destruction/Damage/Vandalism of Property	2	2	0
Theft From Motor Vehicle	6	6	0
Drug/Narcotic Violations	1	1	0
Driving Under The Influence	1	1	0
Drunkenness	1	1	0
All Other Offenses	5	5	0

<b>Cameron PD</b>		<b>TOTAL</b>	<b>21</b>	<b>21</b>	<b>0</b>
-------------------	--	--------------	-----------	-----------	----------

### **DNR - 1 - Marshall**

All Other Offenses	76	70	3
--------------------	----	----	---

<b>DNR - 1 - Marshall</b>		<b>TOTAL</b>	<b>76</b>	<b>70</b>	<b>3</b>
---------------------------	--	--------------	-----------	-----------	----------

# ARRESTS (Group "A" and "B") by AGENCY

## 2005

# of ARRESTS	Adult Arrests	Juvenile Arrests
--------------	---------------	------------------

### Glen Dale PD

Simple Assault	8	8	0
Burglary/Breaking & Entering	1	1	0
Destruction/Damage/Vandalism of Property	1	1	0
False Pretenses/Swindle/Confidence Game	1	1	0
Credit Card/Automatic Teller Fraud	1	1	0
Shoplifting	1	1	0
Theft From Motor Vehicle	2	2	0
Drug/Narcotic Violations	7	7	0
Weapon Law Violations	1	1	0
Bad Checks	2	2	0
Driving Under The Influence	15	15	0
Drunkenness	2	2	0
Liquor Law Violations	4	2	2
All Other Offenses	10	10	0

<b>Glen Dale PD</b>	<b>TOTAL</b>	<b>56</b>	<b>54</b>	<b>2</b>
---------------------	--------------	-----------	-----------	----------

### Marshall Co SO

Forcible Fondling	1	1	0
Aggravated Assault	7	7	0
Simple Assault	39	39	0
Intimidation	2	2	0
Burglary/Breaking & Entering	9	9	0
Counterfeiting/Forgery	3	3	0
Destruction/Damage/Vandalism of Property	3	3	0
False Pretenses/Swindle/Confidence Game	1	1	0
Theft From Building	1	1	0
Theft From Motor Vehicle	1	1	0
Motor Vehicle Theft	3	3	0
Drug/Narcotic Violations	8	8	0
Weapon Law Violations	1	1	0
Bad Checks	8	8	0
Disorderly Conduct	1	1	0
Driving Under The Influence	49	49	0
Drunkenness	4	4	0
Family Offenses (Nonviolent)	4	4	0
Liquor Law Violations	2	2	0
Runaway	1	0	1
Trespass of Real Property	1	1	0
All Other Offenses	184	152	32
Others	3	1	2

<b>Marshall Co SO</b>	<b>TOTAL</b>	<b>336</b>	<b>301</b>	<b>35</b>
-----------------------	--------------	------------	------------	-----------

# ARRESTS (Group "A" and "B") by AGENCY

## 2005

# of ARRESTS	Adult Arrests	Juvenile Arrests
--------------	---------------	------------------

### Mc Mechen PD

Simple Assault	2	2	0
Destruction/Damage/Vandalism of Property	1	1	0
Driving Under The Influence	1	1	0
Drunkenness	1	1	0
<b>Mc Mechen PD</b>			
<b>TOTAL</b>	<b>5</b>	<b>5</b>	<b>0</b>

### Moundsville PD

Murder and Nonnegligent Manslaughter	1	1	0
Forcible Rape	3	3	0
Forcible Sodomy	1	1	0
Statutory Rape	1	1	0
Aggravated Assault	5	5	0
Simple Assault	48	45	3
Intimidation	2	2	0
Burglary/Breaking & Entering	3	2	1
Counterfeiting/Forgery	2	2	0
Destruction/Damage/Vandalism of Property	1	1	0
False Pretenses/Swindle/Confidence Game	1	1	0
Purse-snatching	1	1	0
Shoplifting	21	21	0
Theft From Coin Operated Machine or Device	1	1	0
Theft From Motor Vehicle	3	3	0
Theft of Motor Vehicle Parts/Accessories	1	1	0
Motor Vehicle Theft	1	0	1
Drug/Narcotic Violations	15	15	0
Weapon Law Violations	4	4	0
Bad Checks	8	8	0
Disorderly Conduct	55	54	1
Driving Under The Influence	49	47	2
Drunkenness	4	4	0
Family Offenses (Nonviolent)	6	6	0
Liquor Law Violations	10	10	0
All Other Offenses	53	52	1
Others	11	11	0
<b>Moundsville PD</b>			
<b>TOTAL</b>	<b>311</b>	<b>302</b>	<b>9</b>

# ARRESTS (Group "A" and "B") by AGENCY

## 2005

# of ARRESTS	Adult Arrests	Juvenile Arrests
--------------	---------------	------------------

### **Moundville SP**

Forcible Fondling	6	5	1
Incest	1	1	0
Aggravated Assault	3	3	0
Simple Assault	4	3	1
Intimidation	2	2	0
Burglary/Breaking & Entering	2	2	0
Drug/Narcotic Violations	37	37	0
Weapon Law Violations	1	1	0
Driving Under The Influence	30	30	0
Drunkenness	6	6	0
All Other Offenses	12	12	0
<b>Moundville SP</b>	<b>TOTAL</b>	<b>104</b>	<b>102</b>
<b>Marshall</b>	<b>County</b>	<b>TOTAL</b>	<b>934</b>
			<b>878</b>
			<b>53</b>

### **Mason County**

#### **DNR - 5 - Mason**

Weapon Law Violations	1	0	1
All Other Offenses	24	23	1
<b>DNR - 5 - Mason</b>	<b>TOTAL</b>	<b>25</b>	<b>23</b>
			<b>2</b>

#### **Mason Co SO**

Aggravated Assault	5	5	0
Simple Assault	10	10	0
Intimidation	2	2	0
Burglary/Breaking & Entering	3	3	0
Destruction/Damage/Vandalism of Property	3	3	0
False Pretenses/Swindle/Confidence Game	1	1	0
Motor Vehicle Theft	1	1	0
Stolen Property Offenses	2	2	0
Drug/Narcotic Violations	4	4	0
Weapon Law Violations	1	1	0
Driving Under The Influence	1	1	0
All Other Offenses	1	0	1
Others	2	2	0
<b>Mason Co SO</b>	<b>TOTAL</b>	<b>36</b>	<b>35</b>
			<b>1</b>

#### **New Haven PD**

Forcible Fondling	1	1	0
Simple Assault	2	2	0
Drug/Narcotic Violations	1	1	0
Driving Under The Influence	2	2	0
<b>New Haven PD</b>	<b>TOTAL</b>	<b>6</b>	<b>6</b>
			<b>0</b>



# ARRESTS (Group "A" and "B") by AGENCY

---

## 2005

# of ARRESTS	Adult Arrests	Juvenile Arrests
--------------	---------------	------------------

### Point Pleasant PD

	# of ARRESTS	Adult Arrests	Juvenile Arrests
Aggravated Assault	3	3	0
Simple Assault	34	33	1
Intimidation	9	8	1
Burglary/Breaking & Entering	16	11	5
Counterfeiting/Forgery	2	2	0
Destruction/Damage/Vandalism of Property	6	3	3
False Pretenses/Swindle/Confidence Game	1	1	0
Shoplifting	11	9	2
Theft From Building	7	7	0
Theft From Motor Vehicle	4	3	1
Theft of Motor Vehicle Parts/Accessories	1	1	0
Motor Vehicle Theft	1	1	0
Drug/Narcotic Violations	31	29	2
Drug Equipment Violations	3	3	0
Weapon Law Violations	1	1	0
Disorderly Conduct	1	1	0
Driving Under The Influence	11	9	2
Drunkenness	5	5	0
Liquor Law Violations	11	10	1
Trespass of Real Property	6	6	0
All Other Offenses	10	10	0
Others	10	10	0
<b>Point Pleasant PD</b>	<b>184</b>	<b>166</b>	<b>18</b>
<b>TOTAL</b>	<b>184</b>	<b>166</b>	<b>18</b>

# ARRESTS (Group "A" and "B") by AGENCY

## 2005

# of ARRESTS	Adult Arrests	Juvenile Arrests
--------------	---------------	------------------

### **Point Pleasant SP**

Forcible Rape	2	2	0		
Forcible Sodomy	1	1	0		
Forcible Fondling	1	1	0		
Statutory Rape	1	1	0		
Aggravated Assault	6	6	0		
Simple Assault	10	10	0		
Intimidation	4	4	0		
Arson	1	1	0		
Burglary/Breaking & Entering	4	4	0		
Counterfeiting/Forgery	3	3	0		
Destruction/Damage/Vandalism of Property	3	2	1		
False Pretenses/Swindle/Confidence Game	2	2	0		
Theft From Building	2	2	0		
Theft of Motor Vehicle Parts/Accessories	2	2	0		
Motor Vehicle Theft	4	4	0		
Stolen Property Offenses	2	2	0		
Drug/Narcotic Violations	62	61	1		
Drug Equipment Violations	1	1	0		
Weapon Law Violations	1	1	0		
Driving Under The Influence	10	10	0		
Drunkenness	4	4	0		
Family Offenses (Nonviolent)	1	1	0		
Liquor Law Violations	12	12	0		
All Other Offenses	24	21	3		
Others	5	5	0		
<b>Point Pleasant SP</b>	<b>TOTAL</b>	<b>168</b>	<b>163</b>	<b>5</b>	
<b>Mason</b>	<b>County</b>	<b>TOTAL</b>	<b>419</b>	<b>393</b>	<b>26</b>

### **McDowell County**

<b>DNR - 4 - McDowell</b>					
Drug/Narcotic Violations		3	3	0	
All Other Offenses		102	98	1	
<b>DNR - 4 - McDowell</b>	<b>TOTAL</b>	<b>105</b>	<b>101</b>	<b>1</b>	

# ARRESTS (Group "A" and "B") by AGENCY

## 2005

# of ARRESTS	Adult Arrests	Juvenile Arrests
--------------	---------------	------------------

### Mc Dowell Co SO

Murder and Nonnegligent Manslaughter	2	2	0		
Statutory Rape	2	2	0		
Aggravated Assault	16	16	0		
Simple Assault	80	80	0		
Intimidation	29	29	0		
Robbery	2	2	0		
Arson	1	1	0		
Burglary/Breaking & Entering	20	20	0		
Counterfeiting/Forgery	4	4	0		
Destruction/Damage/Vandalism of Property	7	7	0		
False Pretenses/Swindle/Confidence Game	10	10	0		
Credit Card/Automatic Teller Fraud	1	1	0		
Shoplifting	1	1	0		
Theft From Building	9	9	0		
Theft From Motor Vehicle	1	1	0		
Theft of Motor Vehicle Parts/Accessories	2	2	0		
Motor Vehicle Theft	2	2	0		
Stolen Property Offenses	1	1	0		
Drug/Narcotic Violations	35	35	0		
Weapon Law Violations	4	4	0		
Bad Checks	29	29	0		
Driving Under The Influence	103	103	0		
Drunkenness	1	1	0		
Liquor Law Violations	2	2	0		
Trespass of Real Property	3	3	0		
All Other Offenses	104	104	0		
Others	10	10	0		
<b>Mc Dowell Co SO</b>				<b>TOTAL</b>	
	<b>481</b>	<b>481</b>	<b>0</b>		
<b>North Fork PD</b>					
Forcible Fondling	1	1	0		
<b>North Fork PD</b>				<b>TOTAL</b>	
	<b>1</b>	<b>1</b>	<b>0</b>		

# ARRESTS (Group "A" and "B") by AGENCY

## 2005

# of ARRESTS	Adult Arrests	Juvenile Arrests
--------------	---------------	------------------

### Welch PD

Aggravated Assault	16	15	1
Simple Assault	81	76	5
Intimidation	6	5	1
Burglary/Breaking & Entering	4	4	0
Counterfeiting/Forgery	3	3	0
Destruction/Damage/Vandalism of Property	12	9	3
False Pretenses/Swindle/Confidence Game	1	1	0
Credit Card/Automatic Teller Fraud	1	1	0
Purse-snatching	1	1	0
Shoplifting	16	12	4
Theft From Building	21	16	5
Motor Vehicle Theft	2	2	0
Stolen Property Offenses	2	1	1
Drug/Narcotic Violations	13	13	0
Weapon Law Violations	5	5	0
Bad Checks	12	12	0
Disorderly Conduct	5	5	0
Driving Under The Influence	44	44	0
Drunkenness	39	39	0
Liquor Law Violations	16	15	1
Trespass of Real Property	1	1	0
All Other Offenses	19	18	1
Others	3	3	0

<b>Welch PD</b>	<b>TOTAL</b>	<b>323</b>	<b>301</b>	<b>22</b>
-----------------	--------------	------------	------------	-----------

### Welch SP

Aggravated Assault	9	9	0
Simple Assault	15	14	1
Intimidation	5	5	0
Robbery	2	2	0
Burglary/Breaking & Entering	9	7	2
Destruction/Damage/Vandalism of Property	2	2	0
Motor Vehicle Theft	3	3	0
Drug/Narcotic Violations	3	3	0
Bad Checks	1	1	0
Disorderly Conduct	1	1	0
Driving Under The Influence	4	4	0
Drunkenness	1	1	0
Trespass of Real Property	3	3	0
All Other Offenses	7	7	0
Others	2	2	0

<b>Welch SP</b>	<b>TOTAL</b>	<b>67</b>	<b>64</b>	<b>3</b>
-----------------	--------------	-----------	-----------	----------

<b>McDowell County</b>	<b>TOTAL</b>	<b>977</b>	<b>948</b>	<b>26</b>
------------------------	--------------	------------	------------	-----------

# ARRESTS (Group "A" and "B") by AGENCY

**2005**

# of ARRESTS	Adult Arrests	Juvenile Arrests
--------------	---------------	------------------

## Mercer County

### Bluefield PD

Aggravated Assault	16	16	0
Simple Assault	48	48	0
Intimidation	8	8	0
Kidnaping/Abduction	1	1	0
Robbery	6	6	0
Burglary/Breaking & Entering	10	8	2
Counterfeiting/Forgery	6	6	0
Destruction/Damage/Vandalism of Property	18	18	0
Shoplifting	15	15	0
Theft From Motor Vehicle	3	3	0
Theft of Motor Vehicle Parts/Accessories	1	1	0
Motor Vehicle Theft	8	8	0
Stolen Property Offenses	2	2	0
Drug/Narcotic Violations	25	22	3
Drug Equipment Violations	2	2	0
Operating/Promoting/Assisting Gambling	1	1	0
Weapon Law Violations	9	9	0
Disorderly Conduct	37	36	1
Driving Under The Influence	31	30	1
Drunkenness	34	34	0
Family Offenses (Nonviolent)	1	1	0
Liquor Law Violations	8	6	2
Trespass of Real Property	8	8	0
All Other Offenses	53	51	2
Others	16	15	1

<b>Bluefield PD</b>	<b>TOTAL</b>	<b>367</b>	<b>355</b>	<b>12</b>
---------------------	--------------	------------	------------	-----------

### Concord College Security

Simple Assault	2	2	0
Theft From Building	1	1	0

<b>Concord College Security</b>	<b>TOTAL</b>	<b>3</b>	<b>3</b>	<b>0</b>
---------------------------------	--------------	----------	----------	----------

### DNR - 4 - Mercer

Drug/Narcotic Violations	3	3	0
Weapon Law Violations	1	1	0
All Other Offenses	74	70	3

<b>DNR - 4 - Mercer</b>	<b>TOTAL</b>	<b>78</b>	<b>74</b>	<b>3</b>
-------------------------	--------------	-----------	-----------	----------

### FIRE MARSHAL - MERCER

Arson	1	0	1
-------	---	---	---

<b>FIRE MARSHAL - MERCER</b>	<b>TOTAL</b>	<b>1</b>	<b>0</b>	<b>1</b>
------------------------------	--------------	----------	----------	----------

# ARRESTS (Group "A" and "B") by AGENCY

---

## 2005

# of ARRESTS	Adult Arrests	Juvenile Arrests
--------------	---------------	------------------

### **Matoaka PD**

---

Simple Assault	2	2	0
Counterfeiting/Forgery	1	1	0
Theft From Building	1	1	0
Drug/Narcotic Violations	1	1	0
Driving Under The Influence	3	3	0
All Other Offenses	5	5	0
Others	1	1	0
<b>Matoaka PD</b>			
<b>TOTAL</b>	<b>14</b>	<b>14</b>	<b>0</b>

# ARRESTS (Group "A" and "B") by AGENCY

## 2005

# of ARRESTS	Adult Arrests	Juvenile Arrests
--------------	---------------	------------------

### **Mercer Co SO**

	# of ARRESTS	Adult Arrests	Juvenile Arrests
Murder and Nonnegligent Manslaughter	2	2	0
Forcible Rape	4	4	0
Sexual Assault With An Object	5	5	0
Forcible Fondling	2	2	0
Aggravated Assault	46	45	1
Simple Assault	254	249	5
Intimidation	22	22	0
Kidnaping/Abduction	4	4	0
Robbery	8	7	1
Arson	3	3	0
Burglary/Breaking & Entering	37	36	1
Counterfeiting/Forgery	26	26	0
Destruction/Damage/Vandalism of Property	38	36	2
False Pretenses/Swindle/Confidence Game	35	34	1
Impersonation	1	0	1
Welfare Fraud	2	2	0
Shoplifting	42	39	3
Theft From Building	14	14	0
Theft From Motor Vehicle	8	8	0
Theft of Motor Vehicle Parts/Accessories	1	1	0
Motor Vehicle Theft	7	7	0
Stolen Property Offenses	7	7	0
Drug/Narcotic Violations	137	130	7
Drug Equipment Violations	1	1	0
Weapon Law Violations	4	4	0
Bad Checks	232	232	0
Disorderly Conduct	30	30	0
Driving Under The Influence	92	91	1
Drunkenness	16	16	0
Family Offenses (Nonviolent)	6	6	0
Liquor Law Violations	25	16	9
Runaway	2	0	2
Trespass of Real Property	18	15	3
All Other Offenses	288	284	4
Others	9	9	0
<b>Mercer Co SO</b>	<b>TOTAL</b>	<b>1,428</b>	<b>1,387</b>
		<b>41</b>	

# ARRESTS (Group "A" and "B") by AGENCY

2005

# of ARRESTS	Adult Arrests	Juvenile Arrests
--------------	---------------	------------------

## Princeton PD

	# of ARRESTS	Adult Arrests	Juvenile Arrests
Murder and Nonnegligent Manslaughter	1	1	0
Forcible Fondling	2	2	0
Aggravated Assault	19	18	1
Simple Assault	69	68	1
Intimidation	29	29	0
Kidnaping/Abduction	1	1	0
Robbery	11	11	0
Burglary/Breaking & Entering	12	12	0
Counterfeiting/Forgery	16	16	0
Destruction/Damage/Vandalism of Property	13	11	2
False Pretenses/Swindle/Confidence Game	8	8	0
Credit Card/Automatic Teller Fraud	1	1	0
Shoplifting	26	26	0
Theft From Building	10	10	0
Theft From Motor Vehicle	6	5	1
Motor Vehicle Theft	1	1	0
Stolen Property Offenses	4	4	0
Drug/Narcotic Violations	48	43	5
Prostitution	4	4	0
Weapon Law Violations	4	4	0
Curfew/Loitering/Vagrancy Violations	43	26	17
Disorderly Conduct	92	88	4
Driving Under The Influence	54	54	0
Liquor Law Violations	28	20	8
Trespass of Real Property	8	5	3
All Other Offenses	133	114	19
Others	5	5	0
<b>Princeton PD</b>	<b>TOTAL</b>	<b>648</b>	<b>61</b>



# ARRESTS (Group "A" and "B") by AGENCY

## 2005

# of ARRESTS	Adult Arrests	Juvenile Arrests
--------------	---------------	------------------

### Princeton SP

Forcible Sodomy	2	2	0
Sexual Assault With An Object	7	7	0
Aggravated Assault	41	41	0
Simple Assault	73	73	0
Intimidation	37	37	0
Kidnaping/Abduction	2	2	0
Robbery	1	1	0
Burglary/Breaking & Entering	17	17	0
Counterfeiting/Forgery	15	15	0
Destruction/Damage/Vandalism of Property	18	18	0
False Pretenses/Swindle/Confidence Game	6	6	0
Impersonation	1	1	0
Shoplifting	32	29	3
Theft of Motor Vehicle Parts/Accessories	1	1	0
Motor Vehicle Theft	5	5	0
Stolen Property Offenses	8	8	0
Drug/Narcotic Violations	13	13	0
Pornography/Obscene Material	1	1	0
Weapon Law Violations	6	6	0
Disorderly Conduct	10	10	0
Driving Under The Influence	66	66	0
Drunkenness	2	2	0
Family Offenses (Nonviolent)	1	1	0
Liquor Law Violations	5	5	0
Trespass of Real Property	6	6	0
All Other Offenses	76	76	0
Others	26	26	0

<b>Princeton SP</b>	<b>TOTAL</b>	<b>478</b>	<b>475</b>	<b>3</b>
---------------------	--------------	------------	------------	----------

### tf So Regional Drug & Vic

False Pretenses/Swindle/Confidence Game	1	1	0
Drug/Narcotic Violations	138	137	1

<b>tf So Regional Drug &amp; Vio Cri</b>	<b>TOTAL</b>	<b>139</b>	<b>138</b>	<b>1</b>
--	--------------	------------	------------	----------

### Turnpike - Mercer

Simple Assault	1	1	0
Drug/Narcotic Violations	15	15	0
Driving Under The Influence	10	9	1
Liquor Law Violations	3	2	1
All Other Offenses	8	6	2
Others	1	1	0

<b>Turnpike - Mercer</b>	<b>TOTAL</b>	<b>38</b>	<b>34</b>	<b>4</b>
--------------------------	--------------	-----------	-----------	----------

<b>Mercer</b>	<b>County</b>	<b>TOTAL</b>	<b>3,194</b>	<b>3,067</b>	<b>126</b>
---------------	---------------	--------------	--------------	--------------	------------

# ARRESTS (Group "A" and "B") by AGENCY

**2005**

# of ARRESTS	Adult Arrests	Juvenile Arrests
--------------	---------------	------------------

## Mineral County

### DNR - 2 - Mineral

All Other Offenses	60	58	2
--------------------	----	----	---

<b>DNR - 2 - Mineral</b>	<b>TOTAL</b>	<b>60</b>	<b>58</b>	<b>2</b>
--------------------------	--------------	-----------	-----------	----------

### FIRE MARSHAL - MINERAL

Arson	5	5	0
-------	---	---	---

<b>FIRE MARSHAL - MINERAL</b>	<b>TOTAL</b>	<b>5</b>	<b>5</b>	<b>0</b>
-------------------------------	--------------	----------	----------	----------

### Keyser PD

Statutory Rape	1	1	0
----------------	---	---	---

Aggravated Assault	6	5	1
--------------------	---	---	---

Simple Assault	39	35	4
----------------	----	----	---

Intimidation	1	1	0
--------------	---	---	---

Robbery	1	0	1
---------	---	---	---

Burglary/Breaking & Entering	3	1	2
------------------------------	---	---	---

Counterfeiting/Forgery	3	3	0
------------------------	---	---	---

Destruction/Damage/Vandalism of Property	9	9	0
--	---	---	---

False Pretenses/Swindle/Confidence Game	3	3	0
---	---	---	---

Shoplifting	5	3	2
-------------	---	---	---

Theft From Building	2	2	0
---------------------	---	---	---

Theft From Motor Vehicle	2	2	0
--------------------------	---	---	---

Motor Vehicle Theft	1	0	1
---------------------	---	---	---

Stolen Property Offenses	2	0	2
--------------------------	---	---	---

Drug/Narcotic Violations	45	39	6
--------------------------	----	----	---

Drug Equipment Violations	15	15	0
---------------------------	----	----	---

Disorderly Conduct	22	19	3
--------------------	----	----	---

Driving Under The Influence	57	55	2
-----------------------------	----	----	---

Drunkenness	57	56	1
-------------	----	----	---

Liquor Law Violations	35	20	15
-----------------------	----	----	----

All Other Offenses	9	8	1
--------------------	---	---	---

<b>Keyser PD</b>	<b>TOTAL</b>	<b>318</b>	<b>277</b>	<b>41</b>
------------------	--------------	------------	------------	-----------

# ARRESTS (Group "A" and "B") by AGENCY

## 2005

# of ARRESTS	Adult Arrests	Juvenile Arrests
--------------	---------------	------------------

### Keyser SP

Forcible Rape	1	1	0
Aggravated Assault	16	16	0
Simple Assault	41	41	0
Intimidation	3	3	0
Robbery	3	2	1
Burglary/Breaking & Entering	6	6	0
Counterfeiting/Forgery	1	1	0
Destruction/Damage/Vandalism of Property	6	6	0
False Pretenses/Swindle/Confidence Game	10	10	0
Shoplifting	19	17	2
Theft From Motor Vehicle	1	1	0
Theft of Motor Vehicle Parts/Accessories	1	1	0
Motor Vehicle Theft	4	4	0
Stolen Property Offenses	5	5	0
Drug/Narcotic Violations	9	9	0
Weapon Law Violations	1	1	0
Bad Checks	5	5	0
Disorderly Conduct	1	1	0
Driving Under The Influence	36	36	0
Drunkenness	3	3	0
Family Offenses (Nonviolent)	4	4	0
Liquor Law Violations	12	11	1
Trespass of Real Property	2	2	0
All Other Offenses	35	34	1
Others	7	7	0
<b>Keyser SP</b>	<b>TOTAL</b>	<b>232</b>	<b>227</b>
			<b>5</b>

# ARRESTS (Group "A" and "B") by AGENCY

## 2005

# of ARRESTS	Adult Arrests	Juvenile Arrests
--------------	---------------	------------------

### Mineral Co SO

Aggravated Assault	12	12	0
Simple Assault	12	12	0
Robbery	2	2	0
Arson	1	1	0
Counterfeiting/Forgery	1	1	0
Pocket-picking	1	1	0
Shoplifting	7	6	1
Theft From Motor Vehicle	1	1	0
Drug/Narcotic Violations	2	2	0
Weapon Law Violations	2	2	0
Disorderly Conduct	2	2	0
Driving Under The Influence	20	20	0
Drunkenness	2	2	0
Liquor Law Violations	2	1	1
Trespass of Real Property	2	2	0
All Other Offenses	5	5	0

<b>Mineral Co SO</b>	<b>TOTAL</b>	<b>74</b>	<b>72</b>	<b>2</b>
----------------------	--------------	-----------	-----------	----------

### Potomac State College Police

Aggravated Assault	1	1	0
Simple Assault	1	0	1
Stolen Property Offenses	4	4	0
Drug/Narcotic Violations	13	13	0
Disorderly Conduct	3	3	0
Drunkenness	11	11	0
Liquor Law Violations	21	20	1
Trespass of Real Property	5	4	1
All Other Offenses	1	1	0

<b>Potomac State College Police</b>	<b>TOTAL</b>	<b>60</b>	<b>57</b>	<b>3</b>
-------------------------------------	--------------	-----------	-----------	----------

<b>Mineral County</b>	<b>TOTAL</b>	<b>749</b>	<b>696</b>	<b>53</b>
-----------------------	--------------	------------	------------	-----------

### **Mingo County**

#### DNR - 5 - Mingo

All Other Offenses	71	63	7
--------------------	----	----	---

<b>DNR - 5 - Mingo</b>	<b>TOTAL</b>	<b>71</b>	<b>63</b>	<b>7</b>
------------------------	--------------	-----------	-----------	----------

# ARRESTS (Group "A" and "B") by AGENCY

## 2005

# of ARRESTS	Adult Arrests	Juvenile Arrests
--------------	---------------	------------------

<b>Gilbert SP</b>				
Aggravated Assault	8	8	0	
Simple Assault	7	7	0	
Intimidation	1	1	0	
Burglary/Breaking & Entering	1	1	0	
Destruction/Damage/Vandalism of Property	1	1	0	
Shoplifting	1	1	0	
Stolen Property Offenses	1	1	0	
Drug/Narcotic Violations	5	4	1	
Weapon Law Violations	1	1	0	
Drunkenness	1	1	0	
Liquor Law Violations	18	17	1	
All Other Offenses	5	4	1	
Others	1	1	0	
<b>Gilbert SP</b>	<b>51</b>	<b>48</b>	<b>3</b>	<b>TOTAL</b>
<b>Mingo Co SO</b>				
Aggravated Assault	1	1	0	
Simple Assault	54	54	0	
Intimidation	5	5	0	
Destruction/Damage/Vandalism of Property	2	2	0	
Drug/Narcotic Violations	5	5	0	
Driving Under The Influence	48	48	0	
<b>Mingo Co SO</b>	<b>115</b>	<b>115</b>	<b>0</b>	<b>TOTAL</b>
<b>Williamson PD</b>				
Aggravated Assault	12	11	1	
Simple Assault	19	19	0	
Intimidation	4	2	2	
Burglary/Breaking & Entering	5	5	0	
Destruction/Damage/Vandalism of Property	2	2	0	
False Pretenses/Swindle/Confidence Game	3	3	0	
Theft From Building	1	1	0	
Theft From Motor Vehicle	8	6	2	
Theft of Motor Vehicle Parts/Accessories	1	1	0	
Motor Vehicle Theft	1	1	0	
Stolen Property Offenses	1	1	0	
Drug/Narcotic Violations	59	57	2	
Weapon Law Violations	1	1	0	
Disorderly Conduct	2	2	0	
Driving Under The Influence	18	18	0	
Drunkenness	6	5	1	
Trespass of Real Property	1	1	0	
All Other Offenses	9	9	0	
Others	3	3	0	
<b>Williamson PD</b>	<b>156</b>	<b>148</b>	<b>8</b>	<b>TOTAL</b>

# ARRESTS (Group "A" and "B") by AGENCY

## 2005

# of ARRESTS	Adult Arrests	Juvenile Arrests
--------------	---------------	------------------

### Williamson SP

Sexual Assault With An Object	1	1	0
Aggravated Assault	14	14	0
Simple Assault	22	21	1
Intimidation	7	7	0
Robbery	2	2	0
Burglary/Breaking & Entering	9	9	0
Counterfeiting/Forgery	4	4	0
Destruction/Damage/Vandalism of Property	4	3	1
False Pretenses/Swindle/Confidence Game	2	2	0
Shoplifting	1	1	0
Motor Vehicle Theft	2	2	0
Stolen Property Offenses	1	1	0
Drug/Narcotic Violations	18	18	0
Drug Equipment Violations	1	1	0
Weapon Law Violations	1	1	0
Disorderly Conduct	8	8	0
Driving Under The Influence	5	5	0
Drunkenness	3	3	0
Liquor Law Violations	40	40	0
Trespass of Real Property	2	2	0
All Other Offenses	15	14	1
Others	8	8	0
<b>Williamson SP</b>	<b>TOTAL</b>	<b>170</b>	<b>167</b>
<b>Mingo</b>	<b>County</b>	<b>TOTAL</b>	<b>563</b>
			<b>541</b>
			<b>21</b>

### Monongalia County

#### DNR - 1 - Monongalia

Weapon Law Violations	2	2	0
All Other Offenses	99	92	7
<b>DNR - 1 - Monongalia</b>	<b>TOTAL</b>	<b>101</b>	<b>94</b>
			<b>7</b>

#### Granville PD

Driving Under The Influence	3	3	0
Liquor Law Violations	1	1	0
<b>Granville PD</b>	<b>TOTAL</b>	<b>4</b>	<b>4</b>
			<b>0</b>

# ARRESTS (Group "A" and "B") by AGENCY

## 2005

# of ARRESTS	Adult Arrests	Juvenile Arrests
--------------	---------------	------------------

### Monongalia Co SO

Aggravated Assault	24	22	2
Simple Assault	65	58	7
Intimidation	2	1	1
Robbery	1	1	0
Burglary/Breaking & Entering	11	10	1
Counterfeiting/Forgery	3	3	0
Destruction/Damage/Vandalism of Property	4	4	0
False Pretenses/Swindle/Confidence Game	5	5	0
Credit Card/Automatic Teller Fraud	1	1	0
Shoplifting	11	5	6
Theft From Building	2	2	0
Theft From Coin Operated Machine or Device	3	2	1
Motor Vehicle Theft	13	5	8
Stolen Property Offenses	6	6	0
Drug/Narcotic Violations	15	14	1
Weapon Law Violations	8	6	2
Bad Checks	2	2	0
Disorderly Conduct	6	6	0
Driving Under The Influence	261	258	3
Drunkenness	2	2	0
Liquor Law Violations	10	7	3
Trespass of Real Property	5	2	3
All Other Offenses	54	51	3
Others	7	6	1
<b>Monongalia Co SO</b>	<b>521</b>	<b>479</b>	<b>42</b>
<b>TOTAL</b>			

# ARRESTS (Group "A" and "B") by AGENCY

## 2005

# of ARRESTS	Adult Arrests	Juvenile Arrests
--------------	---------------	------------------

### **Morgantown PD**

Forcible Rape	2	2	0	
Forcible Fondling	1	1	0	
Aggravated Assault	24	20	4	
Simple Assault	111	94	17	
Intimidation	6	6	0	
Robbery	11	9	2	
Arson	2	0	2	
Burglary/Breaking & Entering	22	17	5	
Counterfeiting/Forgery	15	14	1	
Destruction/Damage/Vandalism of Property	27	22	5	
False Pretenses/Swindle/Confidence Game	6	6	0	
Credit Card/Automatic Teller Fraud	4	4	0	
Welfare Fraud	1	1	0	
Shoplifting	64	55	9	
Theft From Building	7	6	1	
Theft From Coin Operated Machine or Device	1	0	1	
Theft From Motor Vehicle	6	3	3	
Motor Vehicle Theft	2	2	0	
Stolen Property Offenses	7	7	0	
Drug/Narcotic Violations	66	51	15	
Weapon Law Violations	18	15	3	
Curfew/Loitering/Vagrancy Violations	1	0	1	
Disorderly Conduct	76	71	5	
Driving Under The Influence	168	167	1	
Drunkenness	49	48	1	
Family Offenses (Nonviolent)	3	3	0	
Liquor Law Violations	20	13	7	
Runaway	8	0	8	
Trespass of Real Property	13	12	1	
All Other Offenses	113	106	7	
Others	13	11	2	
<b>Morgantown PD</b>	<b>TOTAL</b>	<b>867</b>	<b>766</b>	<b>101</b>



# ARRESTS (Group "A" and "B") by AGENCY

## 2005

# of ARRESTS	Adult Arrests	Juvenile Arrests
--------------	---------------	------------------

### **Morgantown SP**

Murder and Nonnegligent Manslaughter	1	1	0	
Forcible Rape	1	1	0	
Sexual Assault With An Object	1	1	0	
Forcible Fondling	1	1	0	
Statutory Rape	1	1	0	
Aggravated Assault	9	9	0	
Simple Assault	85	83	2	
Intimidation	9	9	0	
Robbery	3	3	0	
Burglary/Breaking & Entering	12	10	2	
Counterfeiting/Forgery	8	7	1	
Destruction/Damage/Vandalism of Property	8	6	2	
False Pretenses/Swindle/Confidence Game	10	9	1	
Credit Card/Automatic Teller Fraud	1	1	0	
Impersonation	1	1	0	
Shoplifting	32	27	5	
Theft From Motor Vehicle	5	4	1	
Stolen Property Offenses	2	2	0	
Drug/Narcotic Violations	19	18	1	
Operating/Promoting/Assisting Gambling	1	1	0	
Assisting or Promoting Prostitution	1	1	0	
Weapon Law Violations	2	2	0	
Driving Under The Influence	77	76	1	
Drunkness	6	6	0	
Family Offenses (Nonviolent)	3	3	0	
Liquor Law Violations	10	10	0	
Trespass of Real Property	1	1	0	
All Other Offenses	32	32	0	
Others	32	31	1	
<b>Morgantown SP</b>				
<b>TOTAL</b>	<b>374</b>	<b>357</b>	<b>17</b>	
<b>tf Monongalia Valley Drug</b>				
Drug/Narcotic Violations	29	29	0	
<b>tf Monongalia Valley Drug</b>				
<b>TOTAL</b>	<b>29</b>	<b>29</b>	<b>0</b>	

# ARRESTS (Group "A" and "B") by AGENCY

**2005**

# of ARRESTS	Adult Arrests	Juvenile Arrests
--------------	---------------	------------------

**West Virginia University -**

Aggravated Assault	5	5	0
Simple Assault	14	14	0
Counterfeiting/Forgery	1	1	0
Destruction/Damage/Vandalism of Property	4	4	0
Theft From Building	5	5	0
Stolen Property Offenses	3	3	0
Drug/Narcotic Violations	69	65	4
Disorderly Conduct	13	13	0
Driving Under The Influence	7	7	0
Drunkenness	13	13	0
Liquor Law Violations	238	233	5
All Other Offenses	4	3	1
Others	2	2	0

**West Virginia University -PolicTOTAL** **378**      **368**      **10**

**Westover PD**

Aggravated Assault	6	5	1
Simple Assault	17	13	4
Intimidation	1	0	1
Robbery	1	1	0
Burglary/Breaking & Entering	3	2	1
Counterfeiting/Forgery	1	1	0
Destruction/Damage/Vandalism of Property	6	2	4
False Pretenses/Swindle/Confidence Game	1	1	0
Shoplifting	8	5	3
Theft of Motor Vehicle Parts/Accessories	1	1	0
Motor Vehicle Theft	2	1	1
Drug/Narcotic Violations	4	4	0
Drug Equipment Violations	1	1	0
Disorderly Conduct	6	6	0
Driving Under The Influence	16	16	0
Drunkenness	17	16	1
Liquor Law Violations	10	4	6
Runaway	1	0	1
Trespass of Real Property	2	2	0
All Other Offenses	5	5	0
Others	2	2	0

**Westover PD** **TOTAL**      **111**      **88**      **23**

**Monongalia County** **TOTAL**      **2,385**      **2,185**      **200**

**Monroe County**

# ARRESTS (Group "A" and "B") by AGENCY

## 2005

# of ARRESTS	Adult Arrests	Juvenile Arrests
--------------	---------------	------------------

### Alderson PD

Aggravated Assault	1	1	0
Simple Assault	3	3	0
Burglary/Breaking & Entering	1	1	0
Motor Vehicle Theft	1	1	0
Disorderly Conduct	1	1	0
Driving Under The Influence	6	6	0

<b>Alderson PD</b>	<b>TOTAL</b>	<b>13</b>	<b>13</b>	<b>0</b>
--------------------	--------------	-----------	-----------	----------

### DNR - 4 - Monroe

All Other Offenses	39	36	2
--------------------	----	----	---

<b>DNR - 4 - Monroe</b>	<b>TOTAL</b>	<b>39</b>	<b>36</b>	<b>2</b>
-------------------------	--------------	-----------	-----------	----------

### Monroe Co SO

Aggravated Assault	2	2	0
Simple Assault	18	18	0
Destruction/Damage/Vandalism of Property	5	5	0
False Pretenses/Swindle/Confidence Game	2	2	0
Bad Checks	1	1	0
Driving Under The Influence	8	8	0
Trespass of Real Property	2	2	0
All Other Offenses	2	2	0

<b>Monroe Co SO</b>	<b>TOTAL</b>	<b>40</b>	<b>40</b>	<b>0</b>
---------------------	--------------	-----------	-----------	----------

### Union SP

Forcible Fondling	1	1	0
Aggravated Assault	1	1	0
Simple Assault	1	1	0
Destruction/Damage/Vandalism of Property	3	1	2
False Pretenses/Swindle/Confidence Game	1	1	0
Drug/Narcotic Violations	2	2	0
Disorderly Conduct	1	1	0
Driving Under The Influence	5	5	0
Drunkenness	1	1	0
Liquor Law Violations	1	1	0
All Other Offenses	3	3	0

<b>Union SP</b>	<b>TOTAL</b>	<b>20</b>	<b>18</b>	<b>2</b>
-----------------	--------------	-----------	-----------	----------

<b>Monroe</b>	<b>County</b>	<b>TOTAL</b>	<b>112</b>	<b>107</b>	<b>4</b>
---------------	---------------	--------------	------------	------------	----------

**Morgan County**

# ARRESTS (Group "A" and "B") by AGENCY

## 2005

# of ARRESTS	Adult Arrests	Juvenile Arrests
--------------	---------------	------------------

### **Berkeley Springs SP**

Forcible Sodomy	1	1	0
Aggravated Assault	1	1	0
Simple Assault	11	11	0
Intimidation	2	2	0
Robbery	1	1	0
Arson	2	2	0
Burglary/Breaking & Entering	8	7	1
Counterfeiting/Forgery	3	3	0
Destruction/Damage/Vandalism of Property	4	4	0
False Pretenses/Swindle/Confidence Game	4	4	0
Shoplifting	3	3	0
Theft From Building	1	1	0
Motor Vehicle Theft	5	5	0
Stolen Property Offenses	3	3	0
Drug/Narcotic Violations	13	11	2
Pornography/Obscene Material	1	1	0
Weapon Law Violations	3	3	0
Bad Checks	1	1	0
Driving Under The Influence	15	15	0
Drunkenness	3	3	0
Trespass of Real Property	6	6	0
All Other Offenses	15	15	0
Others	2	2	0

<b>Berkeley Springs SP</b>	<b>TOTAL</b>	<b>108</b>	<b>105</b>	<b>3</b>
----------------------------	--------------	------------	------------	----------

### **DNR - 2 - Morgan**

Weapon Law Violations	1	1	0
All Other Offenses	43	40	1

<b>DNR - 2 - Morgan</b>	<b>TOTAL</b>	<b>44</b>	<b>41</b>	<b>1</b>
-------------------------	--------------	-----------	-----------	----------

# ARRESTS (Group "A" and "B") by AGENCY

## 2005

# of ARRESTS	Adult Arrests	Juvenile Arrests
--------------	---------------	------------------

### **Morgan Co SO**

Aggravated Assault	7	7	0
Simple Assault	18	16	2
Intimidation	2	2	0
Burglary/Breaking & Entering	5	5	0
Counterfeiting/Forgery	2	2	0
Destruction/Damage/Vandalism of Property	1	1	0
Stolen Property Offenses	3	3	0
Drug/Narcotic Violations	9	9	0
Weapon Law Violations	1	1	0
Disorderly Conduct	1	1	0
Driving Under The Influence	62	62	0
Liquor Law Violations	1	1	0
Trespass of Real Property	3	3	0
All Other Offenses	11	11	0
Others	1	1	0
<b>Morgan Co SO</b>	<b>TOTAL</b>	<b>127</b>	<b>125</b>
<b>Morgan County</b>	<b>TOTAL</b>	<b>279</b>	<b>271</b>

### **NICHOLAS County**

#### **Central WV Drug**

Drug/Narcotic Violations	6	6	0
<b>Central WV Drug</b>	<b>TOTAL</b>	<b>6</b>	<b>0</b>

#### **DNR - 3 - Nicholas**

Drug/Narcotic Violations	1	1	0
Weapon Law Violations	2	2	0
All Other Offenses	173	162	9
<b>DNR - 3 - Nicholas</b>	<b>TOTAL</b>	<b>176</b>	<b>165</b>

# ARRESTS (Group "A" and "B") by AGENCY

## 2005

# of ARRESTS	Adult Arrests	Juvenile Arrests
--------------	---------------	------------------

### Nicholas Co SO

Forcible Sodomy	1	1	0
Forcible Fondling	2	2	0
Statutory Rape	1	1	0
Aggravated Assault	12	12	0
Simple Assault	62	61	1
Intimidation	15	14	1
Burglary/Breaking & Entering	20	20	0
Counterfeiting/Forgery	7	7	0
Destruction/Damage/Vandalism of Property	9	9	0
False Pretenses/Swindle/Confidence Game	5	5	0
Credit Card/Automatic Teller Fraud	1	1	0
Shoplifting	19	19	0
Theft From Building	7	7	0
Theft From Motor Vehicle	2	2	0
Motor Vehicle Theft	5	5	0
Stolen Property Offenses	3	3	0
Drug/Narcotic Violations	30	25	5
Weapon Law Violations	9	9	0
Bad Checks	90	90	0
Disorderly Conduct	1	1	0
Driving Under The Influence	62	62	0
Drunkenness	6	6	0
Family Offenses (Nonviolent)	3	3	0
Liquor Law Violations	5	1	4
Trespass of Real Property	9	9	0
All Other Offenses	85	84	1
Others	11	11	0

<b>Nicholas Co SO</b>	<b>TOTAL</b>	<b>482</b>	<b>470</b>	<b>12</b>
-----------------------	--------------	------------	------------	-----------

### Richwood SP

Aggravated Assault	4	4	0
Simple Assault	2	2	0
Destruction/Damage/Vandalism of Property	1	1	0
Shoplifting	1	1	0
Theft From Building	3	1	2
Stolen Property Offenses	1	1	0
Drug/Narcotic Violations	9	9	0
Disorderly Conduct	1	1	0
Driving Under The Influence	2	2	0
Drunkenness	5	5	0
Liquor Law Violations	4	4	0
All Other Offenses	5	5	0

<b>Richwood SP</b>	<b>TOTAL</b>	<b>38</b>	<b>36</b>	<b>2</b>
--------------------	--------------	-----------	-----------	----------

# ARRESTS (Group "A" and "B") by AGENCY

## 2005

# of ARRESTS	Adult Arrests	Juvenile Arrests
--------------	---------------	------------------

### Summersville PD

Simple Assault	29	26	3
Intimidation	4	3	1
Arson	1	1	0
Burglary/Breaking & Entering	3	3	0
Counterfeiting/Forgery	7	7	0
Destruction/Damage/Vandalism of Property	7	3	4
False Pretenses/Swindle/Confidence Game	7	7	0
Shoplifting	52	47	5
Theft From Building	1	1	0
Theft From Motor Vehicle	1	1	0
Motor Vehicle Theft	1	1	0
Stolen Property Offenses	3	3	0
Drug/Narcotic Violations	33	33	0
Weapon Law Violations	1	1	0
Driving Under The Influence	28	27	1
Drunkenness	29	29	0
Liquor Law Violations	15	6	9
Trespass of Real Property	2	2	0
All Other Offenses	4	4	0
Others	10	10	0

<b>Summersville PD</b>	<b>TOTAL</b>	<b>238</b>	<b>215</b>	<b>23</b>
------------------------	--------------	------------	------------	-----------

### Summersville SP

Sexual Assault With An Object	2	2	0
Aggravated Assault	4	4	0
Simple Assault	9	8	1
Intimidation	2	2	0
Burglary/Breaking & Entering	1	1	0
Counterfeiting/Forgery	2	2	0
Destruction/Damage/Vandalism of Property	2	2	0
False Pretenses/Swindle/Confidence Game	3	3	0
Shoplifting	2	2	0
Theft From Building	1	1	0
Theft From Motor Vehicle	1	1	0
Stolen Property Offenses	2	2	0
Drug/Narcotic Violations	5	5	0
Weapon Law Violations	2	2	0
Driving Under The Influence	10	10	0
Drunkenness	6	6	0
All Other Offenses	9	9	0
Others	1	1	0

<b>Summersville SP</b>	<b>TOTAL</b>	<b>64</b>	<b>63</b>	<b>1</b>
------------------------	--------------	-----------	-----------	----------

<b>Nicholas County</b>	<b>TOTAL</b>	<b>1,004</b>	<b>955</b>	<b>47</b>
------------------------	--------------	--------------	------------	-----------

# ARRESTS (Group "A" and "B") by AGENCY

2005

# of ARRESTS	Adult Arrests	Juvenile Arrests
--------------	---------------	------------------

## Ohio County

Bethlehem PD		# of ARRESTS	Adult Arrests	Juvenile Arrests
	Theft From Building	1	1	0
	Motor Vehicle Theft	1	1	0
	Driving Under The Influence	5	5	0
	Runaway	1	0	1
	All Other Offenses	1	1	0
	Others	1	1	0
<b>Bethlehem PD</b>	<b>TOTAL</b>	<b>10</b>	<b>9</b>	<b>1</b>
<b>DNR - 1 - Ohio</b>				
	All Other Offenses	23	22	1
<b>DNR - 1 - Ohio</b>	<b>TOTAL</b>	<b>23</b>	<b>22</b>	<b>1</b>
<b>Ohio Co SO</b>				
	Statutory Rape	1	1	0
	Aggravated Assault	13	12	1
	Simple Assault	19	18	1
	Robbery	1	0	1
	Burglary/Breaking & Entering	4	4	0
	Counterfeiting/Forgery	2	1	1
	Destruction/Damage/Vandalism of Property	2	2	0
	False Pretenses/Swindle/Confidence Game	1	1	0
	Credit Card/Automatic Teller Fraud	1	1	0
	Shoplifting	12	9	3
	Stolen Property Offenses	4	3	1
	Drug/Narcotic Violations	39	35	4
	Assisting or Promoting Prostitution	1	1	0
	Weapon Law Violations	1	1	0
	Disorderly Conduct	3	3	0
	Driving Under The Influence	109	109	0
	Drunkenness	2	2	0
	Liquor Law Violations	11	11	0
	All Other Offenses	118	116	2
	Others	2	2	0
<b>Ohio Co SO</b>	<b>TOTAL</b>	<b>346</b>	<b>332</b>	<b>14</b>
<b>tf Ohio Valley Drug &amp; Vio</b>				
	Drug/Narcotic Violations	43	43	0
<b>tf Ohio Valley Drug &amp; Vio Crim</b>	<b>TOTAL</b>	<b>43</b>	<b>43</b>	<b>0</b>



# ARRESTS (Group "A" and "B") by AGENCY

## 2005

# of ARRESTS	Adult Arrests	Juvenile Arrests
--------------	---------------	------------------

### **Wheeling PD**

Forcible Rape	3	1	1
Forcible Fondling	2	2	0
Aggravated Assault	32	28	4
Simple Assault	140	124	16
Intimidation	22	18	4
Robbery	6	6	0
Burglary/Breaking & Entering	9	8	1
Counterfeiting/Forgery	5	5	0
Destruction/Damage/Vandalism of Property	10	10	0
False Pretenses/Swindle/Confidence Game	4	4	0
Credit Card/Automatic Teller Fraud	1	1	0
Purse-snatching	2	0	2
Shoplifting	30	24	6
Theft From Motor Vehicle	2	2	0
Motor Vehicle Theft	5	4	1
Stolen Property Offenses	8	8	0
Drug/Narcotic Violations	116	104	12
Prostitution	3	3	0
Weapon Law Violations	7	6	1
Bad Checks	6	6	0
Disorderly Conduct	23	21	1
Driving Under The Influence	51	51	0
Drunkenness	53	53	0
Runaway	1	0	1
Trespass of Real Property	3	3	0
All Other Offenses	251	232	18
Others	6	6	0
<b>Wheeling PD</b>	<b>TOTAL</b>	<b>801</b>	<b>730</b>
		<b>68</b>	

# ARRESTS (Group "A" and "B") by AGENCY

## 2005

# of ARRESTS	Adult Arrests	Juvenile Arrests
--------------	---------------	------------------

### **Wheeling SP**

Statutory Rape	1	1	0
Aggravated Assault	5	4	1
Simple Assault	4	4	0
Intimidation	1	1	0
Burglary/Breaking & Entering	1	1	0
Counterfeiting/Forgery	1	1	0
Destruction/Damage/Vandalism of Property	4	2	2
Shoplifting	9	9	0
Motor Vehicle Theft	2	2	0
Drug/Narcotic Violations	46	44	2
Prostitution	1	1	0
Assisting or Promoting Prostitution	1	1	0
Weapon Law Violations	1	1	0
Bad Checks	3	3	0
Disorderly Conduct	1	1	0
Driving Under The Influence	33	33	0
Drunkenness	3	3	0
Liquor Law Violations	5	5	0
All Other Offenses	14	13	1
Others	4	4	0
<b>Wheeling SP</b>	<b>TOTAL</b>	<b>140</b>	<b>134</b>
<b>Ohio</b>	<b>County</b>	<b>TOTAL</b>	<b>1,363</b>
			<b>1,270</b>
			<b>90</b>

### **Pendleton County**

#### **DNR - 2 - Pendleton**

Drug/Narcotic Violations	2	2	0
Trespass of Real Property	1	1	0
All Other Offenses	73	71	0
<b>DNR - 2 - Pendleton</b>	<b>TOTAL</b>	<b>76</b>	<b>74</b>
			<b>0</b>

# ARRESTS (Group "A" and "B") by AGENCY

## 2005

# of ARRESTS	Adult Arrests	Juvenile Arrests
--------------	---------------	------------------

### Franklin SP

Forcible Rape	1	1	0
Aggravated Assault	2	2	0
Simple Assault	15	15	0
Intimidation	1	1	0
Robbery	2	2	0
Burglary/Breaking & Entering	2	2	0
Counterfeiting/Forgery	4	4	0
Destruction/Damage/Vandalism of Property	6	6	0
False Pretenses/Swindle/Confidence Game	1	1	0
Credit Card/Automatic Teller Fraud	1	1	0
Impersonation	1	1	0
Welfare Fraud	1	1	0
Theft From Building	1	1	0
Theft From Motor Vehicle	2	2	0
Stolen Property Offenses	2	2	0
Drug/Narcotic Violations	23	21	2
Pornography/Obscene Material	1	1	0
Weapon Law Violations	5	5	0
Bad Checks	1	1	0
Driving Under The Influence	25	25	0
Family Offenses (Nonviolent)	2	2	0
Liquor Law Violations	13	9	4
Trespass of Real Property	4	4	0
All Other Offenses	22	12	10
Others	2	2	0
<b>Franklin SP</b>	<b>TOTAL</b>	<b>140</b>	<b>124</b>
			<b>16</b>

### Pendleton Co SO

Burglary/Breaking & Entering	1	1	0
Counterfeiting/Forgery	1	1	0
Driving Under The Influence	1	1	0
Others	1	1	0
<b>Pendleton Co SO</b>	<b>TOTAL</b>	<b>4</b>	<b>4</b>
			<b>0</b>
<b>Pendleton County</b>	<b>TOTAL</b>	<b>220</b>	<b>202</b>
			<b>16</b>

### Pleasants County

#### DNR - 6 - Pleasants

All Other Offenses	18	17	1
<b>DNR - 6 - Pleasants</b>	<b>TOTAL</b>	<b>18</b>	<b>17</b>
			<b>1</b>

# ARRESTS (Group "A" and "B") by AGENCY

## 2005

# of ARRESTS	Adult Arrests	Juvenile Arrests
--------------	---------------	------------------

### **Pleasants Co SO**

Forcible Fondling	1	1	0
Simple Assault	4	4	0
Intimidation	1	1	0
Destruction/Damage/Vandalism of Property	1	1	0
Drug/Narcotic Violations	1	1	0
Weapon Law Violations	1	1	0
Driving Under The Influence	14	14	0
All Other Offenses	3	3	0

<b>Pleasants Co SO</b>	<b>TOTAL</b>	<b>26</b>	<b>26</b>	<b>0</b>
------------------------	--------------	-----------	-----------	----------

### **St Marys PD**

Forcible Sodomy	1	1	0
Forcible Fondling	1	1	0
Aggravated Assault	3	3	0
Simple Assault	3	3	0
Intimidation	1	1	0
Burglary/Breaking & Entering	1	1	0
Drug/Narcotic Violations	7	6	1
Driving Under The Influence	7	7	0
All Other Offenses	3	3	0
Others	2	2	0

<b>St Marys PD</b>	<b>TOTAL</b>	<b>29</b>	<b>28</b>	<b>1</b>
--------------------	--------------	-----------	-----------	----------

### **St Marys SP**

Aggravated Assault	2	2	0
Simple Assault	1	1	0
Burglary/Breaking & Entering	1	1	0
Drug/Narcotic Violations	4	4	0
Weapon Law Violations	1	1	0
Driving Under The Influence	3	3	0
All Other Offenses	2	2	0

<b>St Marys SP</b>	<b>TOTAL</b>	<b>14</b>	<b>14</b>	<b>0</b>
--------------------	--------------	-----------	-----------	----------

<b>Pleasants County</b>	<b>TOTAL</b>	<b>87</b>	<b>85</b>	<b>2</b>
-------------------------	--------------	-----------	-----------	----------

## **Pocahontas County**

### **DNR - 3 - Pocahontas**

Drug/Narcotic Violations	1	1	0
All Other Offenses	59	55	4

<b>DNR - 3 - Pocahontas</b>	<b>TOTAL</b>	<b>60</b>	<b>56</b>	<b>4</b>
-----------------------------	--------------	-----------	-----------	----------

# ARRESTS (Group "A" and "B") by AGENCY

## 2005

# of ARRESTS	Adult Arrests	Juvenile Arrests
--------------	---------------	------------------

### **Marlinton PD**

Forcible Fondling	1	1	0
Aggravated Assault	2	2	0
Simple Assault	7	7	0
Intimidation	1	1	0
Burglary/Breaking & Entering	1	1	0
Counterfeiting/Forgery	1	1	0
Destruction/Damage/Vandalism of Property	3	3	0
False Pretenses/Swindle/Confidence Game	2	2	0
Driving Under The Influence	1	1	0
Liquor Law Violations	1	1	0
All Other Offenses	1	1	0
Others	3	3	0

<b>Marlinton PD</b>	<b>TOTAL</b>	<b>24</b>	<b>24</b>	<b>0</b>
---------------------	--------------	-----------	-----------	----------

### **Marlinton SP**

Murder and Nonnegligent Manslaughter	1	1	0
Forcible Rape	1	1	0
Forcible Sodomy	1	1	0
Sexual Assault With An Object	1	1	0
Forcible Fondling	1	1	0
Aggravated Assault	5	5	0
Simple Assault	24	24	0
Intimidation	3	3	0
Burglary/Breaking & Entering	5	5	0
Destruction/Damage/Vandalism of Property	9	9	0
False Pretenses/Swindle/Confidence Game	1	1	0
Shoplifting	1	1	0
Motor Vehicle Theft	1	1	0
Stolen Property Offenses	3	3	0
Drug/Narcotic Violations	82	78	4
Weapon Law Violations	1	1	0
Bad Checks	2	2	0
Disorderly Conduct	1	1	0
Driving Under The Influence	23	23	0
Drunkenness	3	3	0
Liquor Law Violations	10	7	3
Trespass of Real Property	1	1	0
All Other Offenses	4	4	0
Others	9	9	0

<b>Marlinton SP</b>	<b>TOTAL</b>	<b>193</b>	<b>186</b>	<b>7</b>
---------------------	--------------	------------	------------	----------

# ARRESTS (Group "A" and "B") by AGENCY

## 2005

# of ARRESTS	Adult Arrests	Juvenile Arrests
--------------	---------------	------------------

### **Pocahontas Co SO**

Aggravated Assault	1	1	0		
Simple Assault	31	31	0		
Intimidation	4	4	0		
Burglary/Breaking & Entering	3	3	0		
Counterfeiting/Forgery	2	2	0		
Destruction/Damage/Vandalism of Property	11	11	0		
Theft From Building	1	1	0		
Drug/Narcotic Violations	5	5	0		
Weapon Law Violations	1	1	0		
Driving Under The Influence	24	24	0		
Drunkenness	1	1	0		
Liquor Law Violations	5	3	2		
Trespass of Real Property	1	1	0		
All Other Offenses	8	8	0		
Others	3	3	0		
<b>Pocahontas Co SO</b>				<b>TOTAL</b>	
	<b>101</b>	<b>99</b>	<b>2</b>		
<b>Pocahontas County</b>				<b>TOTAL</b>	
	<b>378</b>	<b>365</b>	<b>13</b>		

### **PRESTON County**

#### **Albright PD**

Driving Under The Influence	1	1	0		
<b>Albright PD</b>				<b>TOTAL</b>	
	<b>1</b>	<b>1</b>	<b>0</b>		

#### **DNR - 1 - Preston**

All Other Offenses	143	128	13		
<b>DNR - 1 - Preston</b>				<b>TOTAL</b>	
	<b>143</b>	<b>128</b>	<b>13</b>		

#### **Kingwood PD**

Driving Under The Influence	1	1	0		
<b>Kingwood PD</b>				<b>TOTAL</b>	
	<b>1</b>	<b>1</b>	<b>0</b>		

# ARRESTS (Group "A" and "B") by AGENCY

## 2005

# of ARRESTS	Adult Arrests	Juvenile Arrests
--------------	---------------	------------------

### Kingwood SP

Forcible Sodomy	1	1	0
Forcible Fondling	4	4	0
Statutory Rape	1	1	0
Aggravated Assault	6	6	0
Simple Assault	22	21	1
Intimidation	4	4	0
Robbery	1	1	0
Burglary/Breaking & Entering	3	3	0
Counterfeiting/Forgery	9	9	0
Destruction/Damage/Vandalism of Property	1	1	0
False Pretenses/Swindle/Confidence Game	4	4	0
Credit Card/Automatic Teller Fraud	1	1	0
Impersonation	2	2	0
Motor Vehicle Theft	1	1	0
Drug/Narcotic Violations	9	9	0
Weapon Law Violations	1	1	0
Bad Checks	3	3	0
Driving Under The Influence	33	33	0
Liquor Law Violations	1	1	0
Trespass of Real Property	1	1	0
All Other Offenses	12	12	0
Others	5	5	0

<b>Kingwood SP</b>	<b>TOTAL</b>	<b>125</b>	<b>124</b>	<b>1</b>
--------------------	--------------	------------	------------	----------

### Masontown PD

Simple Assault	1	1	0
Drug/Narcotic Violations	1	0	1
Driving Under The Influence	5	5	0
Drunkenness	1	1	0
All Other Offenses	1	1	0

<b>Masontown PD</b>	<b>TOTAL</b>	<b>9</b>	<b>8</b>	<b>1</b>
---------------------	--------------	----------	----------	----------

# ARRESTS (Group "A" and "B") by AGENCY

## 2005

# of ARRESTS	Adult Arrests	Juvenile Arrests
--------------	---------------	------------------

### Preston Co SO

Forcible Rape	1	1	0
Aggravated Assault	13	13	0
Simple Assault	32	31	1
Intimidation	4	4	0
Robbery	2	0	2
Arson	1	1	0
Burglary/Breaking & Entering	8	7	1
Counterfeiting/Forgery	1	1	0
Destruction/Damage/Vandalism of Property	6	6	0
False Pretenses/Swindle/Confidence Game	6	6	0
Motor Vehicle Theft	2	2	0
Drug/Narcotic Violations	5	5	0
Bad Checks	30	30	0
Disorderly Conduct	1	1	0
Driving Under The Influence	70	70	0
Drunkenness	3	2	1
Family Offenses (Nonviolent)	3	3	0
Runaway	2	0	2
Trespass of Real Property	3	3	0
All Other Offenses	40	40	0
Others	3	3	0

<b>Preston Co SO</b>	<b>TOTAL</b>	<b>236</b>	<b>229</b>	<b>7</b>
----------------------	--------------	------------	------------	----------

### Rowlesburg PD

Aggravated Assault	2	2	0
Drug/Narcotic Violations	3	3	0
Driving Under The Influence	2	2	0
Others	1	1	0

<b>Rowlesburg PD</b>	<b>TOTAL</b>	<b>8</b>	<b>8</b>	<b>0</b>
----------------------	--------------	----------	----------	----------

### Terra Alta PD

Aggravated Assault	1	1	0
Simple Assault	3	3	0
Destruction/Damage/Vandalism of Property	2	2	0
Theft From Motor Vehicle	1	1	0
Motor Vehicle Theft	1	1	0
Drug/Narcotic Violations	3	3	0
Driving Under The Influence	5	5	0
All Other Offenses	3	3	0

<b>Terra Alta PD</b>	<b>TOTAL</b>	<b>19</b>	<b>19</b>	<b>0</b>
----------------------	--------------	-----------	-----------	----------

<b>Preston</b>	<b>County</b>	<b>TOTAL</b>	<b>542</b>	<b>518</b>	<b>22</b>
----------------	---------------	--------------	------------	------------	-----------

**Putnam County**



# ARRESTS (Group "A" and "B") by AGENCY

## 2005

# of ARRESTS	Adult Arrests	Juvenile Arrests
--------------	---------------	------------------

### **DNR - 5 - Putnam**

All Other Offenses	42	37	5
--------------------	----	----	---

<b>DNR - 5 - Putnam</b>	<b>TOTAL</b>	<b>42</b>	<b>37</b>	<b>5</b>
-------------------------	--------------	-----------	-----------	----------

### **Hurricane PD**

Aggravated Assault	3	3	0
Simple Assault	16	16	0
Intimidation	1	1	0
Burglary/Breaking & Entering	1	1	0
Destruction/Damage/Vandalism of Property	9	9	0
Shoplifting	2	2	0
Drug/Narcotic Violations	4	4	0
Weapon Law Violations	1	1	0
Bad Checks	1	1	0
Disorderly Conduct	2	2	0
Driving Under The Influence	27	27	0
Drunkenness	3	3	0
Trespass of Real Property	1	1	0
All Other Offenses	8	8	0

<b>Hurricane PD</b>	<b>TOTAL</b>	<b>79</b>	<b>79</b>	<b>0</b>
---------------------	--------------	-----------	-----------	----------

### **Poca PD**

Weapon Law Violations	1	1	0
-----------------------	---	---	---

<b>Poca PD</b>	<b>TOTAL</b>	<b>1</b>	<b>1</b>	<b>0</b>
----------------	--------------	----------	----------	----------

# ARRESTS (Group "A" and "B") by AGENCY

## 2005

# of ARRESTS	Adult Arrests	Juvenile Arrests
--------------	---------------	------------------

### **Putnam Co SO**

Murder and Nonnegligent Manslaughter	1	1	0
Sexual Assault With An Object	2	2	0
Forcible Fondling	1	1	0
Aggravated Assault	20	20	0
Simple Assault	178	178	0
Intimidation	6	6	0
Kidnaping/Abduction	1	1	0
Robbery	3	3	0
Arson	1	1	0
Burglary/Breaking & Entering	14	13	1
Counterfeiting/Forgery	13	13	0
Destruction/Damage/Vandalism of Property	20	17	3
False Pretenses/Swindle/Confidence Game	6	6	0
Shoplifting	6	6	0
Theft From Motor Vehicle	3	3	0
Motor Vehicle Theft	5	5	0
Stolen Property Offenses	7	7	0
Drug/Narcotic Violations	81	81	0
Weapon Law Violations	6	6	0
Bad Checks	36	36	0
Disorderly Conduct	7	7	0
Driving Under The Influence	181	178	3
Drunkenness	3	3	0
Family Offenses (Nonviolent)	2	2	0
Liquor Law Violations	1	1	0
Trespass of Real Property	7	7	0
All Other Offenses	94	94	0
Others	29	29	0

<b>Putnam Co SO</b>	<b>TOTAL</b>	<b>734</b>	<b>727</b>	<b>7</b>
---------------------	--------------	------------	------------	----------

### **Winfield PD**

Aggravated Assault	2	2	0
Simple Assault	1	1	0
Destruction/Damage/Vandalism of Property	2	1	1
Theft From Building	1	1	0
Drug/Narcotic Violations	4	1	3
Driving Under The Influence	2	2	0
All Other Offenses	1	1	0
Others	3	3	0

<b>Winfield PD</b>	<b>TOTAL</b>	<b>16</b>	<b>12</b>	<b>4</b>
--------------------	--------------	-----------	-----------	----------

# ARRESTS (Group "A" and "B") by AGENCY

## 2005

# of ARRESTS	Adult Arrests	Juvenile Arrests
--------------	---------------	------------------

### Winfield SP

Forcible Rape	4	2	2
Forcible Sodomy	1	1	0
Forcible Fondling	1	0	1
Aggravated Assault	9	9	0
Simple Assault	41	33	8
Intimidation	10	10	0
Burglary/Breaking & Entering	6	5	1
Counterfeiting/Forgery	4	3	1
Destruction/Damage/Vandalism of Property	3	3	0
False Pretenses/Swindle/Confidence Game	6	6	0
Shoplifting	7	7	0
Theft From Building	4	3	1
Motor Vehicle Theft	2	1	1
Drug/Narcotic Violations	39	38	1
Drug Equipment Violations	12	12	0
Weapon Law Violations	3	3	0
Driving Under The Influence	21	21	0
Drunkenness	11	11	0
Family Offenses (Nonviolent)	2	2	0
Liquor Law Violations	5	5	0
Trespass of Real Property	3	2	1
All Other Offenses	16	15	1
Others	11	11	0
<b>Winfield SP</b>	<b>TOTAL</b>	<b>221</b>	<b>203</b>
<b>Putnam</b>	<b>County</b>	<b>TOTAL</b>	<b>1,093</b>
			<b>1,059</b>
			<b>34</b>

### RALEIGH County

#### BCI - Beckley

Drug/Narcotic Violations	53	53	0
Weapon Law Violations	2	2	0
<b>BCI - Beckley</b>	<b>TOTAL</b>	<b>55</b>	<b>55</b>
			<b>0</b>

# ARRESTS (Group "A" and "B") by AGENCY

## 2005

# of ARRESTS	Adult Arrests	Juvenile Arrests
--------------	---------------	------------------

### Beckley PD

Murder and Nonnegligent Manslaughter	1	1	0	
Forcible Fondling	2	2	0	
Statutory Rape	2	2	0	
Aggravated Assault	47	43	4	
Simple Assault	272	229	43	
Intimidation	11	8	3	
Robbery	10	10	0	
Burglary/Breaking & Entering	10	10	0	
Counterfeiting/Forgery	20	18	2	
Destruction/Damage/Vandalism of Property	76	54	22	
False Pretenses/Swindle/Confidence Game	61	60	1	
Credit Card/Automatic Teller Fraud	6	6	0	
Impersonation	1	1	0	
Purse-snatching	2	2	0	
Shoplifting	292	238	54	
Theft From Building	11	10	1	
Theft From Coin Operated Machine or Device	8	8	0	
Theft From Motor Vehicle	13	12	1	
Theft of Motor Vehicle Parts/Accessories	3	2	1	
Motor Vehicle Theft	19	11	8	
Stolen Property Offenses	6	6	0	
Drug/Narcotic Violations	161	152	9	
Prostitution	2	2	0	
Weapon Law Violations	9	6	3	
Bad Checks	1	1	0	
Curfew/Loitering/Vagrancy Violations	5	0	5	
Disorderly Conduct	25	21	4	
Driving Under The Influence	175	175	0	
Drunkenness	608	607	1	
Family Offenses (Nonviolent)	1	1	0	
Liquor Law Violations	58	52	6	
Runaway	2	0	2	
Trespass of Real Property	29	21	8	
All Other Offenses	284	256	28	
Others	66	61	5	
<b>Beckley PD</b>	<b>TOTAL</b>	<b>2,299</b>	<b>2,088</b>	<b>211</b>

# ARRESTS (Group "A" and "B") by AGENCY

## 2005

# of ARRESTS	Adult Arrests	Juvenile Arrests
--------------	---------------	------------------

### **Beckley SP**

Murder and Nonnegligent Manslaughter	2	2	0
Forcible Sodomy	1	1	0
Forcible Fondling	1	1	0
Incest	2	2	0
Statutory Rape	2	1	1
Aggravated Assault	19	19	0
Simple Assault	86	86	0
Intimidation	26	26	0
Robbery	2	2	0
Arson	1	1	0
Burglary/Breaking & Entering	9	9	0
Counterfeiting/Forgery	9	9	0
Destruction/Damage/Vandalism of Property	23	23	0
False Pretenses/Swindle/Confidence Game	9	9	0
Purse-snatching	1	1	0
Shoplifting	19	19	0
Theft From Building	2	2	0
Theft From Motor Vehicle	3	3	0
Motor Vehicle Theft	22	21	1
Stolen Property Offenses	7	7	0
Drug/Narcotic Violations	24	24	0
Pornography/Obscene Material	1	1	0
Weapon Law Violations	2	2	0
Bad Checks	2	2	0
Driving Under The Influence	44	44	0
Drunkenness	14	14	0
Liquor Law Violations	8	7	1
Trespass of Real Property	2	2	0
All Other Offenses	38	37	1
Others	14	14	0

<b>Beckley SP</b>	<b>TOTAL</b>	<b>395</b>	<b>391</b>	<b>4</b>
-------------------	--------------	------------	------------	----------

### **DNR - 4 - Raleigh**

Drug/Narcotic Violations	2	2	0
Weapon Law Violations	2	2	0
All Other Offenses	166	157	4

<b>DNR - 4 - Raleigh</b>	<b>TOTAL</b>	<b>170</b>	<b>161</b>	<b>4</b>
--------------------------	--------------	------------	------------	----------

# ARRESTS (Group "A" and "B") by AGENCY

---

## 2005

# of ARRESTS	Adult Arrests	Juvenile Arrests
--------------	---------------	------------------

### Mabscott PD

Aggravated Assault	3	2	1
Simple Assault	10	10	0
Intimidation	1	1	0
Arson	1	1	0
Destruction/Damage/Vandalism of Property	1	1	0
Theft From Building	3	3	0
Theft of Motor Vehicle Parts/Accessories	1	1	0
Drug/Narcotic Violations	16	15	1
Prostitution	1	1	0
Assisting or Promoting Prostitution	1	1	0
Weapon Law Violations	2	2	0
Driving Under The Influence	18	18	0
Liquor Law Violations	2	1	1
All Other Offenses	26	26	0
<b>Mabscott PD</b>	<b>86</b>	<b>83</b>	<b>3</b>
<b>TOTAL</b>	<b>86</b>	<b>83</b>	<b>3</b>

# ARRESTS (Group "A" and "B") by AGENCY

2005

# of ARRESTS	Adult Arrests	Juvenile Arrests
--------------	---------------	------------------

## Raleigh Co SO

Murder and Nonnegligent Manslaughter	1	1	0	
Forcible Fondling	3	3	0	
Statutory Rape	1	1	0	
Aggravated Assault	40	40	0	
Simple Assault	155	155	0	
Intimidation	20	20	0	
Kidnaping/Abduction	1	1	0	
Robbery	6	6	0	
Arson	2	2	0	
Burglary/Breaking & Entering	11	10	1	
Counterfeiting/Forgery	7	7	0	
Destruction/Damage/Vandalism of Property	37	37	0	
False Pretenses/Swindle/Confidence Game	22	22	0	
Credit Card/Automatic Teller Fraud	2	2	0	
Impersonation	1	1	0	
Shoplifting	48	47	1	
Theft From Building	1	1	0	
Theft From Motor Vehicle	3	3	0	
Motor Vehicle Theft	8	8	0	
Stolen Property Offenses	8	8	0	
Drug/Narcotic Violations	13	13	0	
Weapon Law Violations	3	3	0	
Bad Checks	295	295	0	
Curfew/Loitering/Vagrancy Violations	1	1	0	
Disorderly Conduct	7	7	0	
Driving Under The Influence	111	111	0	
Drunkenness	74	72	2	
Family Offenses (Nonviolent)	18	18	0	
Liquor Law Violations	31	29	2	
Runaway	1	0	1	
Trespass of Real Property	2	2	0	
All Other Offenses	268	265	3	
Others	40	40	0	
<b>Raleigh Co SO</b>	<b>TOTAL</b>	<b>1,241</b>	<b>1,231</b>	<b>10</b>

## Sophia PD

Burglary/Breaking & Entering	1	1	0	
Drug/Narcotic Violations	2	2	0	
Driving Under The Influence	34	34	0	
All Other Offenses	2	2	0	
<b>Sophia PD</b>	<b>TOTAL</b>	<b>39</b>	<b>39</b>	<b>0</b>

# ARRESTS (Group "A" and "B") by AGENCY

**2005**

# of ARRESTS	Adult Arrests	Juvenile Arrests
--------------	---------------	------------------

**Tri-Lateral Drug Network**

Drug/Narcotic Violations	64	61	3
Weapon Law Violations	1	1	0
All Other Offenses	3	3	0
<b>Tri-Lateral Drug Network TOTAL</b>	<b>68</b>	<b>65</b>	<b>3</b>

**Turnpike - Raleigh**

Stolen Property Offenses	1	1	0
Drug/Narcotic Violations	30	29	1
Drug Equipment Violations	1	1	0
Weapon Law Violations	2	2	0
Driving Under The Influence	19	19	0
Liquor Law Violations	3	3	0
Trespass of Real Property	2	2	0
All Other Offenses	12	12	0
Others	3	3	0
<b>Turnpike - Raleigh TOTAL</b>	<b>73</b>	<b>72</b>	<b>1</b>
<b>Raleigh County TOTAL</b>	<b>4,426</b>	<b>4,185</b>	<b>236</b>

**Randolph County**

**DNR - 3 - Randolph**

All Other Offenses	128	119	9
<b>DNR - 3 - Randolph TOTAL</b>	<b>128</b>	<b>119</b>	<b>9</b>



# ARRESTS (Group "A" and "B") by AGENCY

## 2005

# of ARRESTS	Adult Arrests	Juvenile Arrests
--------------	---------------	------------------

### Elkins PD

Forcible Rape	1	1	0	
Sexual Assault With An Object	1	1	0	
Forcible Fondling	1	1	0	
Aggravated Assault	18	15	3	
Simple Assault	66	64	2	
Intimidation	6	6	0	
Arson	1	1	0	
Burglary/Breaking & Entering	6	6	0	
Counterfeiting/Forgery	7	7	0	
Destruction/Damage/Vandalism of Property	28	23	5	
False Pretenses/Swindle/Confidence Game	6	6	0	
Credit Card/Automatic Teller Fraud	1	1	0	
Shoplifting	19	14	5	
Theft From Building	15	14	1	
Theft From Coin Operated Machine or Device	1	1	0	
Theft From Motor Vehicle	3	3	0	
Theft of Motor Vehicle Parts/Accessories	1	0	1	
Motor Vehicle Theft	7	3	4	
Stolen Property Offenses	3	3	0	
Drug/Narcotic Violations	46	43	3	
Drug Equipment Violations	15	15	0	
Curfew/Loitering/Vagrancy Violations	3	0	3	
Disorderly Conduct	57	56	1	
Driving Under The Influence	48	46	2	
Drunkenness	42	39	3	
Liquor Law Violations	45	39	6	
Runaway	29	0	29	
Trespass of Real Property	7	7	0	
All Other Offenses	53	48	5	
Others	1	1	0	
<b>Elkins PD</b>	<b>TOTAL</b>	<b>537</b>	<b>464</b>	<b>73</b>

# ARRESTS (Group "A" and "B") by AGENCY

## 2005

# of ARRESTS	Adult Arrests	Juvenile Arrests
--------------	---------------	------------------

### **Elkins SP**

Murder and Nonnegligent Manslaughter	1	1	0
Forcible Fondling	2	2	0
Aggravated Assault	16	16	0
Simple Assault	62	62	0
Intimidation	11	11	0
Arson	2	2	0
Burglary/Breaking & Entering	9	9	0
Counterfeiting/Forgery	5	5	0
Destruction/Damage/Vandalism of Property	12	12	0
False Pretenses/Swindle/Confidence Game	8	8	0
Credit Card/Automatic Teller Fraud	1	1	0
Impersonation	1	1	0
Shoplifting	26	20	6
Motor Vehicle Theft	6	6	0
Stolen Property Offenses	4	4	0
Drug/Narcotic Violations	74	71	3
Drug Equipment Violations	2	2	0
Weapon Law Violations	4	4	0
Disorderly Conduct	2	2	0
Driving Under The Influence	68	67	1
Drunkenness	19	19	0
Liquor Law Violations	23	19	4
Trespass of Real Property	4	4	0
All Other Offenses	34	34	0
Others	18	18	0

<b>Elkins SP</b>	<b>TOTAL</b>	<b>414</b>	<b>400</b>	<b>14</b>
------------------	--------------	------------	------------	-----------

### **Randolph Co SO**

Aggravated Assault	2	2	0
Simple Assault	7	7	0
Burglary/Breaking & Entering	1	1	0
Shoplifting	1	1	0
Drug/Narcotic Violations	3	3	0
Weapon Law Violations	2	2	0
Driving Under The Influence	12	11	1
Drunkenness	1	1	0
All Other Offenses	8	8	0
Others	1	1	0

<b>Randolph Co SO</b>	<b>TOTAL</b>	<b>38</b>	<b>37</b>	<b>1</b>
-----------------------	--------------	-----------	-----------	----------

<b>Randolph County</b>	<b>TOTAL</b>	<b>1,117</b>	<b>1,020</b>	<b>97</b>
------------------------	--------------	--------------	--------------	-----------

**Ritchie County**

# ARRESTS (Group "A" and "B") by AGENCY

## 2005

# of ARRESTS	Adult Arrests	Juvenile Arrests
--------------	---------------	------------------

<b>DNR - 6 - Ritchie</b>					
			38	35	3
			38	35	3
<b>Harrisville SP</b>					
			2	2	0
			1	1	0
			11	11	0
			32	32	0
			5	5	0
			1	1	0
			2	2	0
			4	4	0
			2	2	0
			48	48	0
			5	5	0
			25	25	0
			8	8	0
			2	2	0
			10	10	0
			5	5	0
			20	20	0
			2	2	0
			185	185	0
<b>Ritchie Co SO</b>					
			12	12	0
			5	5	0
			2	2	0
			4	4	0
			23	23	0
			246	243	3

## Roane County

<b>DNR - 6 - Roane</b>					
			64	62	2
			64	62	2

# ARRESTS (Group "A" and "B") by AGENCY

## 2005

# of ARRESTS	Adult Arrests	Juvenile Arrests
--------------	---------------	------------------

### Roane Co SO

Murder and Nonnegligent Manslaughter	1	1	0
Aggravated Assault	6	6	0
Simple Assault	20	20	0
Intimidation	6	6	0
Kidnaping/Abduction	1	1	0
Burglary/Breaking & Entering	2	2	0
Counterfeiting/Forgery	3	3	0
Destruction/Damage/Vandalism of Property	3	3	0
False Pretenses/Swindle/Confidence Game	1	1	0
Motor Vehicle Theft	3	3	0
Drug/Narcotic Violations	28	26	2
Weapon Law Violations	4	4	0
Bad Checks	34	34	0
Driving Under The Influence	17	16	1
Drunkenness	10	10	0
Liquor Law Violations	5	3	2
Trespass of Real Property	1	1	0
All Other Offenses	46	45	1
Others	3	3	0
<b>Roane Co SO</b>	<b>TOTAL</b>	<b>194</b>	<b>188</b>
			<b>6</b>

### Spencer PD

Aggravated Assault	2	2	0
Simple Assault	13	12	1
Intimidation	1	1	0
Burglary/Breaking & Entering	3	2	1
Counterfeiting/Forgery	9	8	1
Destruction/Damage/Vandalism of Property	6	6	0
False Pretenses/Swindle/Confidence Game	2	2	0
Purse-snatching	3	3	0
Shoplifting	30	19	11
Theft From Building	5	5	0
Theft From Motor Vehicle	11	11	0
Motor Vehicle Theft	2	1	1
Drug/Narcotic Violations	3	2	1
Disorderly Conduct	1	1	0
Driving Under The Influence	1	1	0
Drunkenness	19	19	0
Liquor Law Violations	1	1	0
Trespass of Real Property	4	3	1
All Other Offenses	12	2	10
Others	1	1	0
<b>Spencer PD</b>	<b>TOTAL</b>	<b>129</b>	<b>102</b>
			<b>27</b>

# ARRESTS (Group "A" and "B") by AGENCY

## 2005

# of ARRESTS	Adult Arrests	Juvenile Arrests
--------------	---------------	------------------

### Spencer SP

Murder and Nonnegligent Manslaughter	3	3	0
Sexual Assault With An Object	2	2	0
Aggravated Assault	6	5	1
Simple Assault	17	17	0
Intimidation	3	3	0
Kidnaping/Abduction	1	1	0
Counterfeiting/Forgery	5	5	0
Destruction/Damage/Vandalism of Property	4	4	0
False Pretenses/Swindle/Confidence Game	1	1	0
Purse-snatching	2	2	0
Drug/Narcotic Violations	30	24	6
Drug Equipment Violations	7	7	0
Weapon Law Violations	3	3	0
Driving Under The Influence	28	28	0
Drunkenness	6	6	0
Liquor Law Violations	1	0	1
All Other Offenses	26	11	15
Others	2	2	0
<b>Spencer SP</b>	<b>TOTAL</b>	<b>147</b>	<b>124</b>
<b>Roane County</b>	<b>TOTAL</b>	<b>534</b>	<b>476</b>
		<b>58</b>	

### Summers County

#### DNR - 4 - Summers

Drug/Narcotic Violations	5	5	0
Weapon Law Violations	1	1	0
All Other Offenses	114	113	0
<b>DNR - 4 - Summers</b>	<b>TOTAL</b>	<b>120</b>	<b>119</b>
		<b>0</b>	

#### Hinton PD

Statutory Rape	1	1	0
Aggravated Assault	6	6	0
Simple Assault	16	16	0
Intimidation	3	3	0
Destruction/Damage/Vandalism of Property	4	4	0
Theft From Building	2	2	0
Theft From Motor Vehicle	2	2	0
Drug/Narcotic Violations	2	2	0
Disorderly Conduct	1	1	0
Driving Under The Influence	31	31	0
All Other Offenses	6	6	0
Others	2	2	0
<b>Hinton PD</b>	<b>TOTAL</b>	<b>76</b>	<b>76</b>
		<b>0</b>	

# ARRESTS (Group "A" and "B") by AGENCY

## 2005

# of ARRESTS	Adult Arrests	Juvenile Arrests
--------------	---------------	------------------

### Hinton SP

Aggravated Assault	6	6	0
Simple Assault	4	4	0
Intimidation	1	1	0
Burglary/Breaking & Entering	1	1	0
Counterfeiting/Forgery	3	3	0
Destruction/Damage/Vandalism of Property	1	1	0
False Pretenses/Swindle/Confidence Game	1	1	0
Theft From Building	1	1	0
Theft From Coin Operated Machine or Device	2	2	0
Stolen Property Offenses	3	2	1
Drug/Narcotic Violations	1	1	0
Disorderly Conduct	1	1	0
Driving Under The Influence	9	9	0
All Other Offenses	3	3	0

<b>Hinton SP</b>	<b>TOTAL</b>	<b>37</b>	<b>36</b>	<b>1</b>
------------------	--------------	-----------	-----------	----------

### Summers Co SO

Aggravated Assault	6	6	0
Simple Assault	8	8	0
Burglary/Breaking & Entering	2	2	0
Destruction/Damage/Vandalism of Property	1	1	0
Theft From Building	3	3	0
Motor Vehicle Theft	1	1	0
Stolen Property Offenses	1	1	0
Drug/Narcotic Violations	12	12	0
Driving Under The Influence	47	47	0
All Other Offenses	1	1	0
Others	3	3	0

<b>Summers Co SO</b>	<b>TOTAL</b>	<b>85</b>	<b>85</b>	<b>0</b>
----------------------	--------------	-----------	-----------	----------

<b>Summers County</b>	<b>TOTAL</b>	<b>318</b>	<b>316</b>	<b>1</b>
-----------------------	--------------	------------	------------	----------

### Taylor County

#### DNR - 1 - Taylor

Weapon Law Violations	1	1	0
All Other Offenses	38	34	2

<b>DNR - 1 - Taylor</b>	<b>TOTAL</b>	<b>39</b>	<b>35</b>	<b>2</b>
-------------------------	--------------	-----------	-----------	----------

# ARRESTS (Group "A" and "B") by AGENCY

## 2005

# of ARRESTS	Adult Arrests	Juvenile Arrests
--------------	---------------	------------------

### Grafton PD

Aggravated Assault	3	3	0
Simple Assault	16	16	0
Theft From Building	2	2	0
Drug/Narcotic Violations	4	4	0
Weapon Law Violations	1	1	0
Driving Under The Influence	10	10	0
Drunkenness	3	3	0
All Other Offenses	1	1	0
<b>Grafton PD</b> <b>TOTAL</b>	<b>40</b>	<b>40</b>	<b>0</b>

### Grafton SP

Incest	1	1	0
Aggravated Assault	2	2	0
Simple Assault	6	6	0
False Pretenses/Swindle/Confidence Game	1	1	0
Driving Under The Influence	7	7	0
Family Offenses (Nonviolent)	1	1	0
All Other Offenses	4	4	0
<b>Grafton SP</b> <b>TOTAL</b>	<b>22</b>	<b>22</b>	<b>0</b>

### Taylor Co SO

Driving Under The Influence	3	3	0
<b>Taylor Co SO</b> <b>TOTAL</b>	<b>3</b>	<b>3</b>	<b>0</b>
<b>Taylor</b> <b>County</b> <b>TOTAL</b>	<b>104</b>	<b>100</b>	<b>2</b>

### Tucker County

#### DNR - 1 - Tucker

All Other Offenses	78	71	6
<b>DNR - 1 - Tucker</b> <b>TOTAL</b>	<b>78</b>	<b>71</b>	<b>6</b>

# ARRESTS (Group "A" and "B") by AGENCY

## 2005

# of ARRESTS	Adult Arrests	Juvenile Arrests
--------------	---------------	------------------

### Parsons SP

Aggravated Assault	3	3	0
Simple Assault	26	24	2
Intimidation	6	6	0
Burglary/Breaking & Entering	7	7	0
Counterfeiting/Forgery	1	1	0
Destruction/Damage/Vandalism of Property	5	5	0
False Pretenses/Swindle/Confidence Game	1	1	0
Stolen Property Offenses	2	2	0
Drug/Narcotic Violations	39	35	4
Weapon Law Violations	1	1	0
Bad Checks	2	2	0
Driving Under The Influence	16	16	0
Drunkenness	6	6	0
Family Offenses (Nonviolent)	1	1	0
Liquor Law Violations	14	6	8
Trespass of Real Property	1	1	0
All Other Offenses	12	11	1
Others	1	1	0

<b>Parsons SP</b>	<b>TOTAL</b>	<b>144</b>	<b>129</b>	<b>15</b>
-------------------	--------------	------------	------------	-----------

### Tucker Co SO

Aggravated Assault	1	1	0
Simple Assault	8	8	0
Intimidation	3	3	0
Burglary/Breaking & Entering	1	1	0
Counterfeiting/Forgery	4	4	0
Destruction/Damage/Vandalism of Property	3	2	1
Bad Checks	3	3	0
Runaway	1	0	1
Trespass of Real Property	1	1	0
All Other Offenses	5	2	3
Others	2	2	0

<b>Tucker Co SO</b>	<b>TOTAL</b>	<b>32</b>	<b>27</b>	<b>5</b>
---------------------	--------------	-----------	-----------	----------

<b>Tucker</b>	<b>County</b>	<b>TOTAL</b>	<b>254</b>	<b>227</b>	<b>26</b>
---------------	---------------	--------------	------------	------------	-----------

### Tyler County

#### DNR - 6 - Tyler

All Other Offenses	13	12	1
--------------------	----	----	---

<b>DNR - 6 - Tyler</b>	<b>TOTAL</b>	<b>13</b>	<b>12</b>	<b>1</b>
------------------------	--------------	-----------	-----------	----------



# ARRESTS (Group "A" and "B") by AGENCY

## 2005

# of ARRESTS	Adult Arrests	Juvenile Arrests
--------------	---------------	------------------

### **Paden City PD**

Aggravated Assault	1	1	0
Simple Assault	6	6	0
Shoplifting	2	1	1
Drug/Narcotic Violations	1	1	0
Driving Under The Influence	5	5	0
Drunkenness	2	2	0
Liquor Law Violations	3	1	2
All Other Offenses	1	1	0
<b>Paden City PD</b>	<b>TOTAL</b>	<b>21</b>	<b>18</b>
			<b>3</b>

### **Tyler Co SO**

Simple Assault	1	0	1
Driving Under The Influence	4	4	0
<b>Tyler Co SO</b>	<b>TOTAL</b>	<b>5</b>	<b>4</b>
			<b>1</b>
<b>Tyler</b>	<b>County</b>	<b>TOTAL</b>	<b>39</b>
			<b>34</b>
			<b>5</b>

### **UPSHUR County**

#### **BCI - Buckhannon**

Drug/Narcotic Violations	4	4	0
<b>BCI - Buckhannon</b>	<b>TOTAL</b>	<b>4</b>	<b>4</b>
			<b>0</b>

#### **Buckhannon PD**

Aggravated Assault	4	2	2
Simple Assault	36	34	2
Intimidation	2	2	0
Burglary/Breaking & Entering	7	2	5
Counterfeiting/Forgery	7	7	0
Destruction/Damage/Vandalism of Property	23	12	11
Shoplifting	3	3	0
Theft From Building	4	4	0
Motor Vehicle Theft	3	3	0
Drug/Narcotic Violations	22	19	3
Weapon Law Violations	1	1	0
Bad Checks	7	7	0
Driving Under The Influence	94	92	2
Drunkenness	26	26	0
Liquor Law Violations	45	37	8
Trespass of Real Property	5	4	1
All Other Offenses	16	14	2
Others	9	6	3
<b>Buckhannon PD</b>	<b>TOTAL</b>	<b>314</b>	<b>275</b>
			<b>39</b>

# ARRESTS (Group "A" and "B") by AGENCY

## 2005

# of ARRESTS	Adult Arrests	Juvenile Arrests
--------------	---------------	------------------

### **Buckhannon SP**

Murder and Nonnegligent Manslaughter	1	1	0
Forcible Rape	2	2	0
Aggravated Assault	4	3	1
Simple Assault	50	43	7
Intimidation	5	5	0
Arson	1	1	0
Burglary/Breaking & Entering	3	3	0
Counterfeiting/Forgery	3	3	0
Destruction/Damage/Vandalism of Property	19	8	11
Shoplifting	3	2	1
Theft From Building	2	2	0
Motor Vehicle Theft	2	1	1
Stolen Property Offenses	1	1	0
Drug/Narcotic Violations	25	22	3
Weapon Law Violations	1	1	0
Driving Under The Influence	24	24	0
Drunkenness	4	4	0
Liquor Law Violations	7	7	0
Trespass of Real Property	7	7	0
All Other Offenses	25	20	5
Others	5	5	0

<b>Buckhannon SP</b>	<b>TOTAL</b>	<b>194</b>	<b>165</b>	<b>29</b>
----------------------	--------------	------------	------------	-----------

### **DNR - 3 - Upshur Co**

All Other Offenses	38	24	12
--------------------	----	----	----

<b>DNR - 3 - Upshur Co</b>	<b>TOTAL</b>	<b>38</b>	<b>24</b>	<b>12</b>
----------------------------	--------------	-----------	-----------	-----------

# ARRESTS (Group "A" and "B") by AGENCY

## 2005

# of ARRESTS	Adult Arrests	Juvenile Arrests
--------------	---------------	------------------

### Upshur Co SO

Statutory Rape	1	1	0
Aggravated Assault	10	8	2
Simple Assault	40	37	3
Intimidation	1	1	0
Burglary/Breaking & Entering	8	4	4
Destruction/Damage/Vandalism of Property	4	3	1
False Pretenses/Swindle/Confidence Game	10	10	0
Shoplifting	1	1	0
Theft From Motor Vehicle	1	1	0
Motor Vehicle Theft	2	0	2
Stolen Property Offenses	1	1	0
Drug/Narcotic Violations	12	11	1
Drug Equipment Violations	12	12	0
Weapon Law Violations	1	1	0
Disorderly Conduct	1	1	0
Driving Under The Influence	29	29	0
Liquor Law Violations	7	7	0
Trespass of Real Property	1	1	0
All Other Offenses	14	14	0
Others	2	2	0
<b>Upshur Co SO</b>	<b>TOTAL</b>	<b>158</b>	<b>145</b>
<b>Upshur</b>	<b>County</b>	<b>TOTAL</b>	<b>708</b>
			<b>613</b>
			<b>93</b>

### Wayne County

#### Ceredo PD

Forcible Fondling	1	1	0
Aggravated Assault	3	3	0
Simple Assault	1	1	0
Counterfeiting/Forgery	1	1	0
Destruction/Damage/Vandalism of Property	1	1	0
Stolen Property Offenses	3	1	2
Drug/Narcotic Violations	7	7	0
Disorderly Conduct	1	1	0
Driving Under The Influence	12	12	0
All Other Offenses	9	9	0
<b>Ceredo PD</b>	<b>TOTAL</b>	<b>39</b>	<b>37</b>
<b>DNR - 5 - Wayne</b>			
Driving Under The Influence	1	1	0
All Other Offenses	50	48	1
<b>DNR - 5 - Wayne</b>	<b>TOTAL</b>	<b>51</b>	<b>49</b>
			<b>1</b>

# ARRESTS (Group "A" and "B") by AGENCY

## 2005

# of ARRESTS	Adult Arrests	Juvenile Arrests
--------------	---------------	------------------

<b>Fort Gay PD</b>				
Aggravated Assault	1	1	0	
Simple Assault	14	14	0	
Drug/Narcotic Violations	4	4	0	
Disorderly Conduct	2	2	0	
Driving Under The Influence	13	13	0	
Drunkenness	1	1	0	
Liquor Law Violations	1	1	0	
<b>Fort Gay PD</b>	<b>TOTAL</b>	<b>36</b>	<b>36</b>	<b>0</b>
<b>Kenova PD</b>				
Aggravated Assault	2	2	0	
Simple Assault	13	13	0	
Intimidation	2	2	0	
Counterfeiting/Forgery	2	2	0	
Destruction/Damage/Vandalism of Property	1	1	0	
False Pretenses/Swindle/Confidence Game	1	1	0	
Shoplifting	3	3	0	
Theft of Motor Vehicle Parts/Accessories	1	1	0	
Motor Vehicle Theft	1	1	0	
Stolen Property Offenses	4	4	0	
Drug/Narcotic Violations	6	6	0	
Weapon Law Violations	2	2	0	
Disorderly Conduct	3	3	0	
Driving Under The Influence	50	49	1	
Drunkenness	12	12	0	
Liquor Law Violations	1	0	1	
All Other Offenses	46	44	2	
Others	2	2	0	
<b>Kenova PD</b>	<b>TOTAL</b>	<b>152</b>	<b>148</b>	<b>4</b>
<b>Wayne Co SO</b>				
Aggravated Assault	1	1	0	
Simple Assault	69	68	1	
Intimidation	6	6	0	
Burglary/Breaking & Entering	7	7	0	
Shoplifting	1	1	0	
Drug/Narcotic Violations	6	6	0	
Weapon Law Violations	1	1	0	
Driving Under The Influence	36	36	0	
Drunkenness	4	4	0	
Trespass of Real Property	2	2	0	
All Other Offenses	30	30	0	
Others	3	3	0	
<b>Wayne Co SO</b>	<b>TOTAL</b>	<b>166</b>	<b>165</b>	<b>1</b>

# ARRESTS (Group "A" and "B") by AGENCY

## 2005

# of ARRESTS	Adult Arrests	Juvenile Arrests
--------------	---------------	------------------

### Wayne SP

Murder and Nonnegligent Manslaughter	1	1	0
Forcible Fondling	1	1	0
Aggravated Assault	9	9	0
Simple Assault	56	52	4
Intimidation	2	2	0
Burglary/Breaking & Entering	5	5	0
Counterfeiting/Forgery	1	1	0
Destruction/Damage/Vandalism of Property	7	7	0
Shoplifting	3	3	0
Theft From Building	5	5	0
Theft From Motor Vehicle	3	3	0
Motor Vehicle Theft	5	5	0
Stolen Property Offenses	5	5	0
Drug/Narcotic Violations	55	44	11
Drug Equipment Violations	2	2	0
Weapon Law Violations	2	2	0
Driving Under The Influence	22	22	0
Drunkenness	5	5	0
Liquor Law Violations	18	17	1
Trespass of Real Property	2	2	0
All Other Offenses	35	35	0
Others	10	10	0
<b>Wayne SP</b>	<b>TOTAL</b>	<b>254</b>	<b>238</b>
<b>Wayne</b>	<b>County</b>	<b>TOTAL</b>	<b>698</b>
		<b>673</b>	<b>24</b>

### Webster County

#### DNR - 3 - Webster

Drug/Narcotic Violations	1	1	0
All Other Offenses	73	71	2
<b>DNR - 3 - Webster</b>	<b>TOTAL</b>	<b>74</b>	<b>72</b>

# ARRESTS (Group "A" and "B") by AGENCY

## 2005

# of ARRESTS	Adult Arrests	Juvenile Arrests
--------------	---------------	------------------

### Upperglade SP

Sexual Assault With An Object	1	1	0
Aggravated Assault	4	4	0
Simple Assault	27	27	0
Intimidation	4	4	0
Burglary/Breaking & Entering	7	6	1
Counterfeiting/Forgery	2	2	0
Destruction/Damage/Vandalism of Property	5	5	0
Welfare Fraud	2	2	0
Theft of Motor Vehicle Parts/Accessories	1	1	0
Motor Vehicle Theft	5	5	0
Stolen Property Offenses	1	1	0
Drug/Narcotic Violations	37	37	0
Weapon Law Violations	1	1	0
Driving Under The Influence	17	17	0
Drunkenness	1	1	0
Liquor Law Violations	3	3	0
Trespass of Real Property	1	1	0
All Other Offenses	9	9	0
Others	4	4	0
<b>Upperglade SP</b>	<b>TOTAL</b>	<b>132</b>	<b>131</b>
<b>Webster County</b>	<b>TOTAL</b>	<b>206</b>	<b>203</b>
			<b>1</b>
			<b>3</b>

### Wetzel County

<b>DNR - 1 - Wetzel</b>			
All Other Offenses	29	24	1
<b>DNR - 1 - Wetzel</b>	<b>TOTAL</b>	<b>29</b>	<b>24</b>
			<b>1</b>
<b>Hundred SP</b>			
Forcible Rape	1	1	0
Aggravated Assault	4	4	0
Simple Assault	8	8	0
Intimidation	9	9	0
Burglary/Breaking & Entering	2	2	0
Destruction/Damage/Vandalism of Property	2	2	0
False Pretenses/Swindle/Confidence Game	4	4	0
Motor Vehicle Theft	1	1	0
Drug/Narcotic Violations	5	5	0
Drug Equipment Violations	1	1	0
Weapon Law Violations	1	1	0
Driving Under The Influence	9	9	0
All Other Offenses	6	6	0
Others	1	1	0
<b>Hundred SP</b>	<b>TOTAL</b>	<b>54</b>	<b>54</b>
			<b>0</b>

# ARRESTS (Group "A" and "B") by AGENCY

## 2005

# of ARRESTS	Adult Arrests	Juvenile Arrests
--------------	---------------	------------------

### **New Martinsville PD**

Aggravated Assault	1	1	0
Simple Assault	15	13	2
Burglary/Breaking & Entering	3	3	0
Destruction/Damage/Vandalism of Property	3	3	0
Shoplifting	7	3	4
Theft From Building	2	2	0
Motor Vehicle Theft	2	2	0
Drug/Narcotic Violations	2	2	0
Driving Under The Influence	17	17	0
Drunkenness	1	1	0
Others	3	2	1
<b>New Martinsville PD</b>	<b>TOTAL</b>	<b>56</b>	<b>49</b>
			<b>7</b>

### **Paden City SP**

Aggravated Assault	1	1	0
Simple Assault	14	14	0
Intimidation	6	6	0
Destruction/Damage/Vandalism of Property	5	1	4
Drug/Narcotic Violations	8	8	0
Weapon Law Violations	3	1	2
Driving Under The Influence	12	12	0
Drunkenness	3	3	0
Liquor Law Violations	1	0	1
All Other Offenses	7	6	1
Others	1	1	0
<b>Paden City SP</b>	<b>TOTAL</b>	<b>61</b>	<b>53</b>
			<b>8</b>

<b>Wetzel</b>	<b>County</b>	<b>TOTAL</b>	<b>200</b>	<b>180</b>	<b>16</b>
---------------	---------------	--------------	------------	------------	-----------

### **Wirt County**

#### **DNR - 6 - Wirt**

All Other Offenses	49	48	1
<b>DNR - 6 - Wirt</b>	<b>TOTAL</b>	<b>49</b>	<b>48</b>
			<b>1</b>

# ARRESTS (Group "A" and "B") by AGENCY

## 2005

# of ARRESTS	Adult Arrests	Juvenile Arrests
--------------	---------------	------------------

### Elizabeth SP

Murder and Nonnegligent Manslaughter	1	1	0
Aggravated Assault	3	3	0
Simple Assault	12	12	0
Burglary/Breaking & Entering	1	1	0
Destruction/Damage/Vandalism of Property	1	1	0
Motor Vehicle Theft	1	1	0
Drug/Narcotic Violations	3	3	0
Driving Under The Influence	8	8	0
Liquor Law Violations	5	5	0
Trespass of Real Property	1	1	0
All Other Offenses	8	8	0

<b>Elizabeth SP</b>	<b>TOTAL</b>	<b>44</b>	<b>44</b>	<b>0</b>
---------------------	--------------	-----------	-----------	----------

### Wirt Co SO

Statutory Rape	1	1	0
Simple Assault	3	3	0
Counterfeiting/Forgery	1	1	0
Destruction/Damage/Vandalism of Property	1	1	0
Bad Checks	27	27	0
Driving Under The Influence	10	10	0
Liquor Law Violations	1	1	0
Trespass of Real Property	1	1	0
All Other Offenses	6	6	0

<b>Wirt Co SO</b>	<b>TOTAL</b>	<b>51</b>	<b>51</b>	<b>0</b>
-------------------	--------------	-----------	-----------	----------

<b>Wirt</b>	<b>County</b>	<b>TOTAL</b>	<b>144</b>	<b>143</b>	<b>1</b>
-------------	---------------	--------------	------------	------------	----------

### **Wood County**

#### DNR - 6 - Wood

Trespass of Real Property	1	1	0
All Other Offenses	186	176	10

<b>DNR - 6 - Wood</b>	<b>TOTAL</b>	<b>187</b>	<b>177</b>	<b>10</b>
-----------------------	--------------	------------	------------	-----------



# ARRESTS (Group "A" and "B") by AGENCY

2005

# of ARRESTS	Adult Arrests	Juvenile Arrests
--------------	---------------	------------------

## Parkersburg PD

	# of ARRESTS	Adult Arrests	Juvenile Arrests
Murder and Nonnegligent Manslaughter	1	1	0
Forcible Rape	2	1	1
Forcible Fondling	2	0	2
Statutory Rape	1	0	1
Aggravated Assault	18	10	8
Simple Assault	160	72	88
Intimidation	28	16	12
Kidnaping/Abduction	1	1	0
Robbery	6	4	2
Arson	1	0	1
Burglary/Breaking & Entering	24	11	13
Counterfeiting/Forgery	3	2	1
Destruction/Damage/Vandalism of Property	40	7	33
False Pretenses/Swindle/Confidence Game	2	1	1
Impersonation	1	1	0
Shoplifting	37	5	32
Theft From Building	16	7	9
Theft From Coin Operated Machine or Device	1	1	0
Theft From Motor Vehicle	8	4	4
Motor Vehicle Theft	6	2	4
Stolen Property Offenses	2	2	0
Drug/Narcotic Violations	121	83	38
Assisting or Promoting Prostitution	1	1	0
Weapon Law Violations	5	4	1
Bad Checks	9	9	0
Curfew/Loitering/Vagrancy Violations	6	6	0
Disorderly Conduct	54	52	2
Driving Under The Influence	294	294	0
Drunkenness	499	499	0
Family Offenses (Nonviolent)	5	5	0
Liquor Law Violations	115	115	0
Trespass of Real Property	17	17	0
All Other Offenses	329	328	1
Others	21	12	9
<b>Parkersburg PD</b>	<b>1,836</b>	<b>1,573</b>	<b>263</b>
<b>TOTAL</b>	<b>1,836</b>	<b>1,573</b>	<b>263</b>

# ARRESTS (Group "A" and "B") by AGENCY

## 2005

# of ARRESTS	Adult Arrests	Juvenile Arrests
--------------	---------------	------------------

### **Parkersburg SP**

Forcible Rape	1	1	0
Aggravated Assault	6	6	0
Simple Assault	7	6	1
Burglary/Breaking & Entering	16	16	0
Destruction/Damage/Vandalism of Property	3	3	0
Credit Card/Automatic Teller Fraud	1	1	0
Motor Vehicle Theft	2	1	1
Stolen Property Offenses	2	2	0
Drug/Narcotic Violations	14	14	0
Driving Under The Influence	30	30	0
Drunkenness	1	1	0
Liquor Law Violations	13	12	1
Trespass of Real Property	3	3	0
All Other Offenses	26	26	0
Others	8	8	0

<b>Parkersburg SP</b>	<b>TOTAL</b>	<b>133</b>	<b>130</b>	<b>3</b>
-----------------------	--------------	------------	------------	----------

### **Vienna PD**

Forcible Fondling	2	2	0
Aggravated Assault	5	5	0
Simple Assault	30	30	0
Intimidation	2	2	0
Robbery	1	1	0
Burglary/Breaking & Entering	5	5	0
Counterfeiting/Forgery	2	2	0
Destruction/Damage/Vandalism of Property	5	5	0
False Pretenses/Swindle/Confidence Game	2	2	0
Credit Card/Automatic Teller Fraud	7	7	0
Shoplifting	110	110	0
Motor Vehicle Theft	2	2	0
Stolen Property Offenses	1	1	0
Drug/Narcotic Violations	16	16	0
Bad Checks	3	3	0
Disorderly Conduct	1	1	0
Driving Under The Influence	25	25	0
Drunkenness	1	1	0
All Other Offenses	9	9	0
Others	22	22	0

<b>Vienna PD</b>	<b>TOTAL</b>	<b>251</b>	<b>251</b>	<b>0</b>
------------------	--------------	------------	------------	----------

# ARRESTS (Group "A" and "B") by AGENCY

## 2005

# of ARRESTS	Adult Arrests	Juvenile Arrests
--------------	---------------	------------------

### Williamstown PD

Simple Assault	3	3	0
Destruction/Damage/Vandalism of Property	1	1	0
False Pretenses/Swindle/Confidence Game	1	1	0
Shoplifting	2	2	0
Driving Under The Influence	4	4	0
<b>Williamstown PD</b>			
<b>TOTAL</b>	<b>11</b>	<b>11</b>	<b>0</b>

### Wood Co SO

Forcible Rape	1	1	0
Statutory Rape	1	1	0
Aggravated Assault	24	23	1
Simple Assault	97	96	1
Intimidation	6	6	0
Kidnaping/Abduction	1	1	0
Robbery	4	4	0
Burglary/Breaking & Entering	18	18	0
Counterfeiting/Forgery	3	3	0
Destruction/Damage/Vandalism of Property	14	14	0
False Pretenses/Swindle/Confidence Game	3	3	0
Theft From Motor Vehicle	2	2	0
Motor Vehicle Theft	7	7	0
Stolen Property Offenses	2	2	0
Drug/Narcotic Violations	75	74	1
Weapon Law Violations	7	7	0
Bad Checks	4	4	0
Disorderly Conduct	26	24	2
Driving Under The Influence	211	210	1
Drunkenness	59	59	0
Family Offenses (Nonviolent)	12	12	0
Liquor Law Violations	48	31	17
Trespass of Real Property	2	2	0
All Other Offenses	100	94	6
Others	25	25	0
<b>Wood Co SO</b>			
<b>TOTAL</b>	<b>752</b>	<b>723</b>	<b>29</b>

<b>Wood</b>	<b>County</b>	<b>TOTAL</b>	<b>3,170</b>	<b>2,865</b>	<b>305</b>
-------------	---------------	--------------	--------------	--------------	------------

### Wyoming County

#### DNR - 4 - Wyoming

Drug/Narcotic Violations	5	5	0
All Other Offenses	98	91	7
<b>DNR - 4 - Wyoming</b>			
<b>TOTAL</b>	<b>103</b>	<b>96</b>	<b>7</b>

# ARRESTS (Group "A" and "B") by AGENCY

## 2005

# of ARRESTS	Adult Arrests	Juvenile Arrests
--------------	---------------	------------------

### Jesse SP

Aggravated Assault	3	3	0
Simple Assault	1	1	0
Intimidation	1	1	0
Burglary/Breaking & Entering	3	3	0
Counterfeiting/Forgery	7	7	0
Destruction/Damage/Vandalism of Property	2	2	0
Theft From Building	1	1	0
Theft From Motor Vehicle	3	2	1
Stolen Property Offenses	3	3	0
Drug/Narcotic Violations	14	14	0
Weapon Law Violations	1	1	0
Driving Under The Influence	1	1	0
Drunkenness	3	3	0
Liquor Law Violations	4	4	0
All Other Offenses	11	10	1
Others	1	1	0
<b>Jesse SP</b>	<b>TOTAL</b>	<b>59</b>	<b>57</b>
			<b>2</b>

### Mullens PD

Intimidation	1	1	0
Others	1	1	0

<b>Mullens PD</b>	<b>TOTAL</b>	<b>2</b>	<b>2</b>
			<b>0</b>

### Oceana PD

Aggravated Assault	3	3	0
Simple Assault	17	17	0
Arson	1	1	0
Burglary/Breaking & Entering	2	2	0
Counterfeiting/Forgery	3	3	0
Shoplifting	45	42	3
Theft From Motor Vehicle	3	3	0
Motor Vehicle Theft	2	2	0
Stolen Property Offenses	1	1	0
Drug/Narcotic Violations	19	18	1
Weapon Law Violations	1	1	0
Bad Checks	1	1	0
Disorderly Conduct	4	4	0
Driving Under The Influence	19	19	0
Drunkenness	19	17	2
Liquor Law Violations	14	12	2
All Other Offenses	4	4	0

<b>Oceana PD</b>	<b>TOTAL</b>	<b>158</b>	<b>150</b>
			<b>8</b>

# ARRESTS (Group "A" and "B") by AGENCY

---

**2005**

		# of ARRESTS	Adult Arrests	Juvenile Arrests
<b>Wyoming Co SO</b>				
Simple Assault		7	7	0
<b>Wyoming Co SO</b>	<b>TOTAL</b>	<b>7</b>	<b>7</b>	<b>0</b>
<b>Wyoming County</b>	<b>TOTAL</b>	<b>329</b>	<b>312</b>	<b>17</b>
<b>WEST VIRGINIA</b>	<b>TOTAL</b>	<b>58,009</b>	<b>54,612</b>	<b>3,311</b>

**NOTE**

Some arrests did not report an age, so they could not be counted in either the juvenile or adult category. This explains why sometimes the two columns do NOT add to the total in the # of Arrests column.

This report only counts the one arrest listed in the incident for the person arrested. It does not include additional offenses in the incident that were cleared by the arrest.

# Section III

# Special Topics

# Seized Drug Report Summary

---

2005

## "Crack" Cocaine

---

Drug Type Measure	Quantity
Dose Units/Items	444.27
Gallon	1.00
Gram	6,648.97
Not Reported	15.00
Ounce	54.92

## Amphetamines/Methamphetamines

---

Drug Type Measure	Quantity
Dose Units/Items	1,155.02
Gallon	1.00
Gram	744.53
Kilogram	1.00
Milliliter	5.00
Not Reported	6.00
Ounce	50.65
Pound	12.00

## Barbituates

---

Drug Type Measure	Quantity
Dose Units/Items	878.01
Gram	9.00

## Cocaine

---

Drug Type Measure	Quantity
Dose Units/Items	135.08
Gram	3,404.88
Kilogram	1.00
Milliliter	20.00
Not Reported	20.00
Ounce	123.91

## Hashish

---

Drug Type Measure	Quantity
Dose Units/Items	9.00
Gram	81.80
Ounce	8.00

## Heroin

---

Drug Type Measure	Quantity
Dose Units/Items	331.00
Gram	333.37
Not Reported	4.00

## LSD

---

Drug Type Measure	Quantity
Dose Units/Items	200.00

# Seized Drug Report Summary

---

2005

## Marijuana

---

Drug Type Measure	Quantity
Dose Units/Items	538.51
Fluid Ounce	14.00
Gallon	22.01
Gram	37,783.81
Kilogram	33.02
Milliliter	1.00
Not Reported	77.00
Number of Plants	4,733.79
Ounce	430.99
Pound	252.32

## Morphine

---

Drug Type Measure	Quantity
Dose Units/Items	666.50
Gram	206.00
Milliliter	50.00

## Opium

---

Drug Type Measure	Quantity
Dose Units/Items	129.50
Gram	3.10

## Other Depressants (Glutethimide, Quaaludes, etc.)

---

Drug Type Measure	Quantity
Dose Units/Items	1,657.16
Gram	20.00
Not Reported	1.00

## Other Drugs (Antidepressants, Tranquilizers, etc.)

---

Drug Type Measure	Quantity
Dose Units/Items	1,845.51
Gram	282.22
Kilogram	0.50
Not Reported	8.00

## Other Hallucinogens (BMDA, DMT, Mescaline, Peyote, etc.)

---

Drug Type Measure	Quantity
Dose Units/Items	21.00
Gram	296.00
Not Reported	1.00
Ounce	5.00

## Other Narcotics (Codeine, Demerol, Dilaudid, Methadone, etc.)

---

Drug Type Measure	Quantity
Dose Units/Items	20,797.49
Fluid Ounce	2.00
Gallon	6.00
Gram	611.47
Kilogram	3.60
Milliliter	10.00
Not Reported	7.00
Ounce	7.00
Pound	296.00

---



# Seized Drug Report Summary

---

2005

## Other Stimulants (Adipex, Fastine, Benzadrine, etc.)

Drug Type Measure	Quantity
Dose Units/Items	628.50
Gram	15.40
Not Reported	2.00

## Unknown Type Drug

Drug Type Measure	Quantity
Dose Units/Items	1,897.01
Fluid Ounce	10.10
Gram	198.98
Not Reported	18.00
Pound	1.00

# DOMESTIC VIOLENCE

2005

Domestic violence is a phenomenon that erodes the infrastructure of our families; our social makeup and our culture as well threaten the integrity of our future. Because the West Virginia legislature has recognized the importance of addressing this issue, the WV code (§ 48-27-101) expresses that:

***“Every person has a right to be safe and secure in his or her home and family and to be free from domestic violence.***

***Children are often physically assaulted or witness violence against one of their parents or other family or household members, violence which too often untimely results in death. These children may suffer deep and lasting emotional harm from victimization and exposure from domestic violence.***

***Domestic violence is a major health and law enforcement problem with enormous costs to the state in both dollars and human lives. It affects people of all racial and ethnic backgrounds and all socioeconomic classes; and***

***Domestic violence can be deterred, prevented or reduced by legal intervention that treats this problem with the seriousness that it deserves.”***

“Domestic violence “or “abuse” in West Virginia is defined by §48-27-202 as the occurrence of one or more of the following acts between family or household members:

***“Attempting to cause or intentionally knowingly or recklessly causing physical harm to another with or without dangerous or deadly weapons;***

***Placing another in reasonable apprehension of physical harm;***

***Creating fear of physical harm by harassment, psychological abuse or threatening acts;***

***Committing either sexual assault or sexual abuse...;***

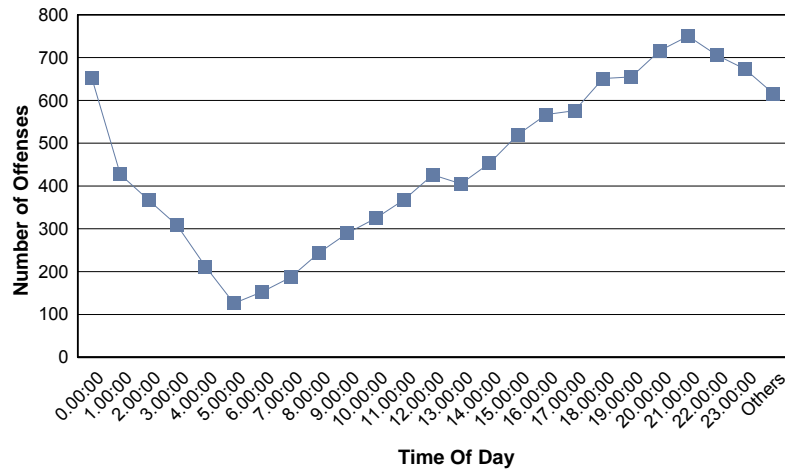
***Holding, confining detaining or abducting another person against that person’s will.”***

The following reports summarize the information on Domestic Violence in West Virginia as reported to law enforcement during 2005.

# Domestic Violence

## 2005 Offenses and Time of Day

### Offenses by Time of Day



	0:00:00	1:00:00	2:00:00	3:00:00	4:00:00	5:00:00	6:00:00	7:00:00	8:00:00	9:00:00	10:00:00	11:00:00	12:00:00	13:00:00	14:00:00	15:00:00	16:00:00	17:00:00	18:00:00	19:00:00	20:00:00	21:00:00	22:00:00	23:00:00	Others	Total
Aggravated Assault	53	41	37	37	27	10	17	21	23	27	24	34	48	42	47	58	51	69	53	49	54	68	80	64	37	1,071
Forcible Fondling	36	1	0	1	0	0	2	0	3	6	4	3	3	4	4	4	1	2	4	7	6	4	3	0	24	122
Forcible Rape	9	1	2	1	0	0	0	0	2	3	4	3	3	5	1	2	3	1	0	0	5	0	1	2	12	60
Forcible Sodomy	4	2	0	0	0	1	0	0	1	4	0	3	0	1	1	0	1	1	0	0	0	0	0	1	3	23
Incest	8	0	1	0	0	0	0	0	0	0	0	0	0	1	0	0	0	0	0	0	0	0	0	0	4	14
Intimidation	127	49	42	42	24	16	17	17	32	49	61	60	66	79	62	64	75	72	84	76	91	82	85	82	57	1,511
Kidnaping/Abduction	0	1	1	1	1	0	0	0	1	3	2	7	5	3	5	4	3	2	8	0	2	7	1	1	9	67
Murder and Nonnegligent	3	2	0	1	0	0	0	1	0	4	0	0	0	0	1	0	6	1	1	1	2	1	1	2	0	27
Sexual Assault With An Object	9	2	1	0	1	1	0	0	4	0	1	3	1	1	0	1	2	1	2	2	1	2	1	2	5	43
Simple Assault	398	328	283	225	158	98	116	148	177	193	228	255	300	269	331	386	425	419	499	519	554	585	532	519	455	8,400
Statutory Rape	5	0	0	0	1	0	1	0	1	1	1	0	0	0	1	1	0	8	0	1	1	1	2	0	10	35
<b>Total</b>	<b>652</b>	<b>427</b>	<b>367</b>	<b>308</b>	<b>212</b>	<b>126</b>	<b>153</b>	<b>187</b>	<b>244</b>	<b>290</b>	<b>325</b>	<b>368</b>	<b>426</b>	<b>405</b>	<b>453</b>	<b>520</b>	<b>567</b>	<b>576</b>	<b>651</b>	<b>655</b>	<b>716</b>	<b>750</b>	<b>706</b>	<b>673</b>	<b>616</b>	<b>11,373</b>

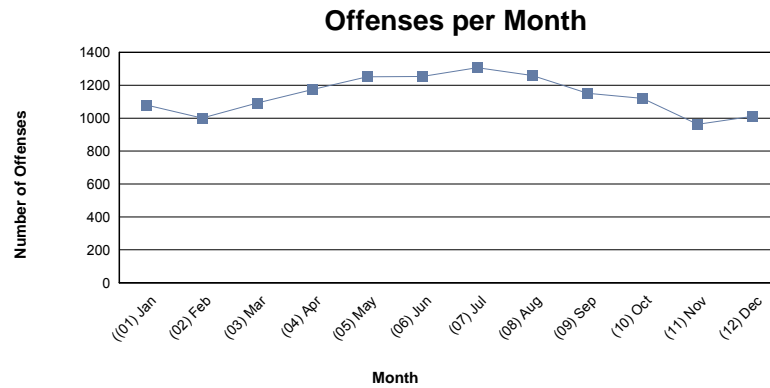
**NOTE**

**An INCIDENT (or investigation) may involve more than one offense. This explains why domestic violence totals vary in different reports.**

**Times are listed in military time. Offenses that did not have a time reported were not included in this report.**

# Offenses and Incident Month

## 2005 Domestic Violence



	(01) Jan	(02) Feb	(03) Mar	(04) Apr	(05) May	(06) Jun	(07) Jul	(08) Aug	(09) Sep	(10) Oct	(11) Nov	(12) Dec	<b>Total</b>
Aggravated Assault	125	101	145	107	143	114	129	143	122	123	92	97	1,441
Forcible Fondling	29	10	16	21	12	19	11	11	14	18	12	9	182
Forcible Rape	9	5	1	7	6	5	7	11	10	7	8	4	80
Forcible Sodomy	3	1	3	3	0	1	6	5	1	5	3	2	33
Incest	1	2	2	1	0	0	1	1	0	7	1	1	17
Intimidation	140	138	159	150	159	159	183	133	148	125	133	109	1,736
Kidnaping/Abduction	9	2	8	8	8	8	9	8	14	8	15	4	101
Murder and Nonnegligent Manslaughter	3	3	1	3	3	3	2	3	4	6	0	1	32
Negligent Manslaughter	0	0	0	0	0	0	0	0	0	1	0	0	1
Sexual Assault With An Object	5	5	2	8	5	4	4	7	4	3	5	4	56
Simple Assault	754	734	753	865	909	938	952	925	831	813	692	774	9,940
Statutory Rape	1	0	2	1	6	2	3	12	3	4	2	6	42
<b>Total</b>	<b>1,079</b>	<b>1,001</b>	<b>1,092</b>	<b>1,174</b>	<b>1,251</b>	<b>1,253</b>	<b>1,307</b>	<b>1,259</b>	<b>1,151</b>	<b>1,120</b>	<b>963</b>	<b>1,011</b>	<b>13,661</b>

**NOTE**

**An INCIDENT (or investigation) may involve more than one offense. This explains the difference in domestic violence totals in different reports.**

# Offenses and Victim to Offender Relationships

## 2005 Domestic Violence

	Child of Intimate Partner	Estranged Spouse	Homosexual Relationship	Intimate Partner	Other Household Member	Victim was Boyfriend/Girlfriend	Victim was Child	Victim was Common-Law Spouse	Victim was Ex-Spouse	Victim was Grandchild	Victim was Grandparent	Victim was Inlaw	Victim was Other Family Member	Victim was Parent	Victim was Sibling (Brother or Sister)	Victim was Spouse	Victim was Stepchild	Victim was Stepparent	Victim was Stepsibling (Stepbrother or Stepsister)	Total
Aggravated Assault	13	21	6	200	36	116	240	85	21	8	7	20	78	85	87	282	25	18	1	1,349
Forcible Fondling	11	0	0	0	7	3	51	0	1	12	1	2	47	2	8	1	8	6	4	164
Forcible Rape	2	0	0	11	3	12	7	3	1	2	0	1	17	0	1	9	2	0	4	75
Forcible Sodomy	2	0	0	2	0	0	10	1	0	1	0	0	8	0	2	3	0	1	0	30
Incest	0	0	0	0	0	0	3	0	0	1	0	0	7	0	3	0	1	0	0	15
Intimidation	4	68	9	323	19	153	60	155	75	6	14	34	64	138	77	426	13	14	4	1,656
Kidnaping/Abduction	2	10	0	11	1	6	28	1	17	6	0	3	3	1	1	8	0	1	0	99
Murder and Nonnegligent Manslaughter	0	2	1	2	0	1	4	3	1	0	1	2	3	1	1	4	2	1	0	29

	Child of Intimate Partner	Estranged Spouse	Homosexual Relationship	Intimate Partner	Other Household Member	Victim was Boyfriend/Girlfriend	Victim was Child	Victim was Common-Law Spouse	Victim was Ex-Spouse	Victim was Grandchild	Victim was Grandparent	Victim was Inlaw	Victim was Other Family Member	Victim was Parent	Victim was Sibling (Brother or Sister)	Victim was Spouse	Victim was Stepchild	Victim was Stepparent	Victim was Stepsibling (Stepbrother or Stepsister)	Total	
Negligent Manslaughter	0	0	0	0	0	0	1	0	0	0	0	0	0	0	0	0	0	0	0	0	1
Sexual Assault With An Object	1	1	0	6	1	3	8	0	1	5	0	1	12	1	2	3	2	4	1	52	
Simple Assault	50	209	79	2,197	141	1,056	460	778	185	33	64	231	428	721	614	2,303	108	118	12	9,787	
Statutory Rape	1	0	0	15	2	5	2	0	0	3	0	0	8	1	1	0	1	1	1	41	
<b>Total</b>	86	311	95	2,767	210	1,355	874	1,026	302	77	87	294	675	950	797	3,039	162	164	27	13,298	

**NOTE**

This report lists offenses. An INCIDENT may contain more than one offense. This explains differences in domestic violence totals in various reports.



# Victim/Offender Relationship and Weapon Used During Offense

## 2005 Domestic Violence

	Blunt Object (Club, Hammer,	Drugs/Narcotics/Sleeping Pills	Fire/Incendiary Device	Firearm - Automatic (Type Not Stated)	Firearm (Type Not Stated)	Handgun	Handgun - Automatic	Knife/Cutting Instrument (Icepick,	Motor Vehicle (When Used as	None	Other	Other Firearm	Personal Weapons (Hands, Feet,	Rifle	Rifle - Automatic	Shotgun	Unknown	Total
Child of Intimate Partner	2	0	0	0	0	0	0	0	0	14	7	0	60	0	0	0	2	85
Estranged Spouse	1	0	0	0	1	4	0	5	1	65	12	0	153	1	0	2	2	247
Homosexual Relationship	0	0	0	0	0	1	0	2	0	9	7	0	69	0	0	0	3	91
Intimate Partner	16	0	0	0	6	17	0	50	4	396	114	0	1,835	7	0	1	46	2,492
Other Household Member	2	0	0	0	0	2	0	7	0	38	11	0	136	0	0	2	5	203
Victim was Boyfriend/Girl friend	8	0	0	0	4	4	0	12	5	165	42	0	958	4	0	0	17	1,219
Victim was Child	14	11	0	0	3	9	0	9	3	143	73	1	511	2	1	0	51	831
Victim was Common-Law Spouse	4	0	1	0	1	13	0	21	1	129	41	0	663	4	0	8	9	895

	Blunt Object (Club, Hammer,	Drugs/Narcotics/Sleeping Pills	Fire/Incendiary Device	Firearm - Automatic (Type Not Stated)	Firearm (Type Not Stated)	Handgun	Handgun - Automatic	Knife/Cutting Instrument (Icepick,	Motor Vehicle (When Used as	None	Other	Other Firearm	Personal Weapons (Hands, Feet,	Rifle	Rifle - Automatic	Shotgun	Unknown	Total
Victim was Ex-Spouse	1	0	0	0	1	3	0	4	0	55	15	0	148	1	0	0	14	242
Victim was Grandchild	0	0	0	0	0	0	0	1	0	14	4	0	46	0	0	0	3	68
Victim was Grandparent	0	0	0	0	0	1	0	2	0	19	6	0	47	0	0	0	1	76
Victim was Inlaw	2	0	0	1	1	6	0	3	0	46	11	0	183	1	0	2	4	260
Victim was Other Family Member	9	0	1	1	2	5	1	18	2	110	37	1	405	7	0	1	19	619
Victim was Parent	12	1	0	0	0	3	0	21	1	137	38	0	605	3	0	1	12	834
Victim was Sibling (Brother or Sister)	8	0	0	0	4	9	1	26	1	100	38	0	518	6	0	7	14	732
Victim was Spouse	18	0	0	1	12	30	3	39	3	545	133	2	1,821	7	1	8	50	2,673
Victim was Stepchild	3	0	0	0	0	1	0	1	0	26	9	0	107	0	0	3	4	154
Victim was Stepparent	2	0	0	0	0	1	0	6	0	24	11	0	105	1	0	1	7	158
Victim was Stepsibling (Stepbrother or Stepsister)	0	0	0	0	0	0	0	0	0	4	2	0	15	0	0	0	1	22
<b>Total</b>	<b>102</b>	<b>12</b>	<b>2</b>	<b>3</b>	<b>35</b>	<b>109</b>	<b>5</b>	<b>227</b>	<b>21</b>	<b>2039</b>	<b>611</b>	<b>4</b>	<b>8385</b>	<b>44</b>	<b>2</b>	<b>36</b>	<b>264</b>	<b>11,901</b>

# Victim Offense/Age and Characteristics

## 2005 Domestic Violence

Offense	Age Group	Victim Sex			Victim Race					Victim Ethnicity			Victim Resident Status		
		Male	Female	Unk	White	Black	Asian	Indian	Unk	Hispanic	NonHisp.	Unk	Resident	NonResident	Unk
Aggravated Assault	'00' - Unknown	20	23	5	41	2	0	0	5	0	35	13	39	3	6
	10 and Under	108	86	0	177	9	2	0	6	3	168	23	168	21	2
	11 - 12	16	17	0	33	0	0	0	0	2	23	8	31	2	0
	13 - 14	21	11	0	27	3	1	0	1	0	25	7	30	1	0
	15	8	12	0	19	1	0	0	0	0	19	1	19	1	0
	16	9	14	0	19	4	0	0	0	0	19	4	20	3	0
	17	6	11	0	16	1	0	0	0	0	16	1	15	2	0
	18	4	16	0	18	2	0	0	0	0	19	1	17	2	0
	19	9	18	0	24	3	0	0	0	0	24	3	19	6	0
	20	5	32	0	35	2	0	0	0	0	34	3	28	7	0
	21	8	23	0	26	5	0	0	0	0	25	6	27	3	0
	22	9	25	0	27	7	0	0	0	1	31	2	28	5	0
	23	4	30	0	33	1	0	0	0	0	33	1	32	1	0
	24	11	24	0	33	2	0	0	0	0	29	6	31	4	0
	25 - 29	45	128	0	157	15	0	0	1	0	147	26	145	21	1
	30 - 34	46	109	0	140	14	0	0	1	1	140	14	141	5	1
	35 - 39	37	83	0	109	11	0	0	0	2	104	14	110	5	2
	40 - 44	40	73	0	104	9	0	0	0	0	103	10	94	10	1
	45 - 49	33	56	0	77	12	0	0	0	1	81	7	75	11	0
	50 - 54	16	30	0	43	3	0	0	0	0	40	6	40	3	0
55 - 59	14	16	0	23	7	0	0	0	0	27	3	27	3	0	
60 - 64	7	9	0	16	0	0	0	0	0	14	2	15	0	0	
65 and Over	10	19	0	26	3	0	0	0	0	26	3	27	0	0	
Forcible Fondling	'00' - Unknown	0	3	0	3	0	0	0	0	0	2	1	3	0	0
	10 and Under	23	76	0	91	4	0	0	4	1	78	20	82	11	0
	11 - 12	4	16	0	18	1	0	0	1	0	14	6	15	3	1
	13 - 14	2	29	0	29	0	0	0	2	0	28	3	27	3	1
	15	1	5	0	4	1	0	0	1	0	5	1	5	1	0
	16	1	4	0	5	0	0	0	0	0	5	0	5	0	0
	17	0	4	0	3	1	0	0	0	0	3	1	3	1	0
	18	0	1	0	1	0	0	0	0	0	1	0	1	0	0
	19	0	1	0	1	0	0	0	0	0	1	0	1	0	0
	20	0	1	0	1	0	0	0	0	0	1	0	1	0	0
	23	0	1	0	1	0	0	0	0	0	1	0	1	0	0
	25 - 29	0	2	0	2	0	0	0	0	0	2	0	1	0	0

# Victim Offense/Age and Characteristics

## 2005 Domestic Violence

Offense	Age Group	Victim Sex			Victim Race					Victim Ethnicity			Victim Resident Status		
		Male	Female	Unk	White	Black	Asian	Indian	Unk	Hispanic	NonHisp.	Unk	Resident	NonResident	Unk
Forcible Rape	30 - 34	1	0	0	1	0	0	0	0	0	1	0	1	0	0
	35 - 39	1	2	0	3	0	0	0	0	0	2	1	2	0	1
	55 - 59	1	0	0	1	0	0	0	0	0	1	0	0	1	0
	10 and Under	0	15	0	13	0	0	0	2	0	12	3	11	2	1
	11 - 12	0	2	0	2	0	0	0	0	0	2	0	1	0	0
	13 - 14	0	12	0	11	1	0	0	0	0	11	1	9	1	1
	15	1	9	0	9	0	0	0	1	1	8	1	8	1	0
	16	0	6	0	6	0	0	0	0	0	6	0	6	0	0
	17	0	3	0	2	1	0	0	0	1	2	0	0	2	0
	18	0	3	0	3	0	0	0	0	0	1	2	2	1	0
	20	0	4	0	4	0	0	0	0	0	3	1	2	2	0
	21	0	2	0	2	0	0	0	0	0	2	0	0	1	0
	22	0	3	0	3	0	0	0	0	0	3	0	3	0	0
	24	0	1	0	1	0	0	0	0	0	1	0	1	0	0
	25 - 29	0	4	0	4	0	0	0	0	0	3	1	4	0	0
30 - 34	0	4	0	4	0	0	0	0	0	4	0	3	0	0	
35 - 39	0	2	0	2	0	0	0	0	0	2	0	2	0	0	
40 - 44	0	3	0	3	0	0	0	0	0	1	2	3	0	0	
45 - 49	0	3	0	1	1	1	0	0	0	3	0	3	0	0	
Forcible Sodomy	10 and Under	11	11	0	22	0	0	0	0	0	21	1	16	1	4
	11 - 12	0	1	0	1	0	0	0	0	0	1	0	1	0	0
	16	0	1	0	0	1	0	0	0	0	1	0	1	0	0
	20	0	1	0	0	1	0	0	0	0	1	0	1	0	0
	24	1	0	0	1	0	0	0	0	0	0	1	0	1	0
	25 - 29	0	4	0	4	0	0	0	0	0	4	0	4	0	0
	35 - 39	0	1	0	1	0	0	0	0	0	1	0	1	0	0
	50 - 54	0	1	0	1	0	0	0	0	0	1	0	1	0	0
Incest	10 and Under	0	6	0	2	0	0	0	4	0	6	0	6	0	0
	11 - 12	0	3	0	2	1	0	0	0	0	2	1	1	2	0
	13 - 14	0	3	0	3	0	0	0	0	0	3	0	2	1	0
	15	0	2	0	2	0	0	0	0	0	2	0	2	0	0
	16	0	1	0	1	0	0	0	0	0	1	0	1	0	0
	23	0	2	0	2	0	0	0	0	0	2	0	2	0	0
Intimidation															

# Victim Offense/Age and Characteristics

## 2005 Domestic Violence

Offense	Age Group	Victim Sex			Victim Race					Victim Ethnicity			Victim Resident Status		
		Male	Female	Unk	White	Black	Asian	Indian	Unk	Hispanic	NonHisp.	Unk	Resident	NonResident	Unk
Kidnaping/Abduction	'00' - Unknown	16	40	2	47	2	0	0	9	0	39	19	45	10	1
	10 and Under	9	8	0	17	0	0	0	0	0	17	0	14	3	0
	11 - 12	2	2	0	3	0	0	0	1	1	3	0	4	0	0
	13 - 14	5	5	0	8	2	0	0	0	0	7	3	9	1	0
	15	3	9	0	9	2	0	0	1	0	8	4	10	1	0
	16	3	12	0	15	0	0	0	0	0	13	2	15	0	0
	17	6	27	0	30	2	0	0	1	0	29	4	29	3	0
	18	8	36	0	42	1	0	0	1	0	35	9	38	5	1
	19	5	43	0	43	5	0	0	0	0	42	6	38	5	0
	20	5	49	0	49	4	0	0	1	0	45	9	50	4	0
	21	9	46	0	49	4	0	0	2	0	45	10	49	3	0
	22	5	45	0	43	5	0	0	2	1	42	7	41	6	0
	23	8	34	0	39	3	0	0	0	0	38	4	40	2	0
	24	9	40	0	45	3	0	0	1	1	36	12	36	10	0
	25 - 29	52	210	0	241	17	0	0	4	1	224	37	226	24	1
	30 - 34	39	187	1	214	10	0	0	3	0	198	29	196	21	0
	35 - 39	34	154	2	178	10	0	0	2	0	160	30	164	15	1
	40 - 44	32	139	0	158	11	1	0	1	1	143	27	153	11	0
	45 - 49	41	87	0	117	10	0	0	1	0	111	17	112	12	1
	50 - 54	23	50	0	65	7	0	0	1	0	62	11	67	5	0
	55 - 59	19	40	0	56	3	0	0	0	0	55	4	45	7	0
	60 - 64	6	18	0	22	2	0	0	0	0	24	0	23	1	0
	65 and Over	8	30	0	35	2	0	0	1	0	30	8	37	0	0
	Kidnaping/Abduction	'00' - Unknown	1	1	0	1	1	0	0	0	0	1	1	2	0
10 and Under		16	5	0	17	4	0	0	0	0	16	5	17	1	0
11 - 12		3	1	0	2	1	0	0	1	0	1	3	3	1	0
13 - 14		3	4	0	7	0	0	0	0	0	7	0	6	1	0
15		0	1	0	1	0	0	0	0	0	1	0			
17		0	2	0	1	1	0	0	0	0	2	0	1	1	0
18		0	1	0	1	0	0	0	0	0	1	0	1	0	0
19		0	1	0	1	0	0	0	0	0	1	0	1	0	0
20		0	2	0	2	0	0	0	0	0	2	0	2	0	0
22		0	2	0	2	0	0	0	0	0	2	0	1	1	0
23		0	2	0	2	0	0	0	0	0	0	2	2	0	0
24		0	1	0	1	0	0	0	0	0	1	0	1	0	0
25 - 29		5	13	0	18	0	0	0	0	0	11	7	15	3	0
30 - 34	13	7	0	16	4	0	0	0	0	16	4	18	2	0	

# Victim Offense/Age and Characteristics

## 2005 Domestic Violence

Offense	Age Group	Victim Sex			Victim Race					Victim Ethnicity			Victim Resident Status		
		Male	Female	Unk	White	Black	Asian	Indian	Unk	Hispanic	NonHisp.	Unk	Resident	NonResident	Unk
Murder and Nonnegligent Manslaughter	35 - 39	1	8	0	9	0	0	0	0	0	8	1	6	2	0
	40 - 44	1	1	0	2	0	0	0	0	0	2	0	2	0	0
	45 - 49	0	3	0	3	0	0	0	0	0	3	0	2	1	0
	55 - 59	0	1	0	1	0	0	0	0	0	1	0	0	1	0
	10 and Under	1	4	0	5	0	0	0	0	0	5	0	5	0	0
	13 - 14	1	0	0	1	0	0	0	0	0	1	0	1	0	0
	21	1	0	0	1	0	0	0	0	0	1	0	1	0	0
	22	1	0	0	1	0	0	0	0	0	1	0	1	0	0
	25 - 29	1	3	0	4	0	0	0	0	0	4	0	3	0	0
	30 - 34	1	1	0	2	0	0	0	0	0	2	0	1	0	1
	35 - 39	1	5	0	4	2	0	0	0	0	6	0	5	0	0
	40 - 44	2	2	0	4	0	0	0	0	0	4	0	4	0	0
	45 - 49	1	1	0	2	0	0	0	0	0	0	2	2	0	0
	50 - 54	1	0	0	1	0	0	0	0	0	1	0	1	0	0
	55 - 59	1	0	0	1	0	0	0	0	0	1	0	1	0	0
	60 - 64	0	1	0	1	0	0	0	0	0	1	0	1	0	0
	65 and Over	1	1	0	2	0	0	0	0	1	0	1	1	1	0
Negligent Manslaughter	17	1	0	0	1	0	0	0	0	1	0				
Sexual Assault With An Object	'00' - Unknown	0	2	0	2	0	0	0	0	2	0	0	2	0	0
	10 and Under	8	10	0	16	0	0	0	2	0	16	2	17	1	0
	11 - 12	0	4	0	4	0	0	0	0	3	1	4	0	0	
	13 - 14	2	4	0	6	0	0	0	0	6	0	5	1	0	
	15	1	4	0	5	0	0	0	0	5	0	5	0	0	
	16	0	1	0	1	0	0	0	0	1	0	1	0	0	
	17	0	2	0	2	0	0	0	0	2	0	2	0	0	
	18	1	0	0	1	0	0	0	0	1	0	1	0	0	
	20	0	1	0	1	0	0	0	0	1	0	1	0	0	
	21	0	1	0	1	0	0	0	0	1	0	1	0	0	
	23	0	2	0	2	0	0	0	0	2	0	2	0	0	
	24	0	1	0	1	0	0	0	0	1	0	1	0	0	
	25 - 29	0	5	0	5	0	0	0	0	5	0	5	0	0	
	30 - 34	0	1	0	1	0	0	0	0	1	0	1	0	0	
	35 - 39	0	3	0	3	0	0	0	0	3	0	3	0	0	
	45 - 49	0	1	0	1	0	0	0	0	1	0	0	1	0	

# Victim Offense/Age and Characteristics

## 2005 Domestic Violence

Offense	Age Group	Victim Sex			Victim Race					Victim Ethnicity			Victim Resident Status		
		Male	Female	Unk	White	Black	Asian	Indian	Unk	Hispanic	NonHisp.	Unk	Resident	NonResident	Unk
Simple Assault	60 - 64	0	1	0	1	0	0	0	0	0	1	0	1	0	0
	'00' - Unknown	65	170	10	209	4	0	0	32	2	113	130	226	4	9
	10 and Under	85	49	0	122	10	0	0	2	2	114	18	115	10	0
	11 - 12	37	26	0	56	7	0	0	0	0	54	9	57	3	0
	13 - 14	59	80	0	119	17	1	0	2	1	118	20	121	6	0
	15	52	73	0	115	9	0	0	1	1	105	19	108	4	0
	16	30	84	0	103	11	0	0	0	0	98	16	101	7	2
	17	43	142	1	165	16	1	0	4	0	155	31	154	13	0
	18	52	210	0	231	28	1	1	1	1	228	33	221	23	1
	19	52	285	0	303	31	0	0	3	1	291	45	273	35	2
	20	67	287	0	320	29	0	0	5	1	306	47	302	31	1
	21	59	282	1	311	30	0	0	1	1	294	46	268	41	2
	22	55	308	0	325	34	1	0	3	0	311	52	299	33	0
	23	58	292	0	310	38	0	0	2	2	310	38	290	22	1
	24	80	241	0	292	26	0	0	3	3	279	39	272	25	1
	25 - 29	303	1,271	1	1,442	109	2	0	22	9	1,348	218	1,303	149	8
	30 - 34	284	972	2	1,181	61	0	1	15	2	1,073	182	1,069	85	3
	35 - 39	234	880	1	1,042	57	1	0	15	1	955	159	952	79	3
	40 - 44	242	738	0	888	76	4	0	12	1	852	127	859	58	1
	45 - 49	221	460	1	631	45	2	0	4	5	593	84	591	48	3
50 - 54	145	248	1	355	35	0	2	2	2	345	47	332	21	1	
55 - 59	76	139	0	201	12	0	0	2	0	180	35	189	16	0	
60 - 64	42	79	0	120	1	0	0	0	0	100	21	104	10	1	
65 and Over	58	104	0	152	8	1	0	1	0	140	22	137	11	0	
Statutory Rape	10 and Under	0	9	0	8	0	0	0	1	0	5	4	8	1	0
	11 - 12	0	5	0	5	0	0	0	0	0	4	1	4	1	0
	13 - 14	0	9	0	9	0	0	0	0	0	8	1	7	2	0
	15	0	15	0	6	9	0	0	0	0	14	1	15	0	0
	16	1	2	0	1	2	0	0	0	0	3	0	0	2	0
	17	0	1	0	1	0	0	0	0	0	1	0	1	0	0
	18	0	1	0	1	0	0	0	0	0	1	0	1	0	0
<b>Total</b>		<b>3,349</b>	<b>10,012</b>	<b>28</b>	<b>12,217</b>	<b>952</b>	<b>19</b>	<b>4</b>	<b>197</b>	<b>57</b>	<b>11,393</b>	<b>1,937</b>	<b>11,400</b>	<b>1,061</b>	<b>67</b>

# Victim Offense/Age and Characteristics

---

## 2005 Domestic Violence

Offense	Age Group	Victim Sex			Victim Race					Victim Ethnicity			Victim Resident Status		
		Male	Female	Unk	White	Black	Asian	Indian	Unk	Hispanic	NonHisp.	Unk	Resident	NonResident	Unk

**NOTE**

This report lists offenses. An INCIDENT may contain more than one offense. This explains difference in domestic violence totals in various reports.



# Domestic Violence

## 2005

	Total Investigations	Is the Complainant the Victim?	Repeat Complainants	How many previous calls?	Extent of Abuse				Action Taken			Average Response Time in minutes	Total Time Involved in hours
					Simple Assaults	Aggravated Assaults	Homicides	Other	Arrest	Referral	Other		
<b>Barbour County</b>													
Barbour Co SO	1	1	0	0	1	0	0	0	1	0	0	10	1
Belington PD	4	4	0	4	4	0	0	0	0	4	0	9	65
Philippi PD	53	49	35	83	46	2	0	23	20	16	35	4	134
Philippi SP	22	29	14	106	22	8	0	9	24	4	11	28	79
<b>TOTAL for Barbour County</b>	<b>80</b>	<b>83</b>	<b>49</b>	<b>193</b>	<b>73</b>	<b>10</b>	<b>0</b>	<b>32</b>	<b>45</b>	<b>24</b>	<b>46</b>	<b>11</b>	<b>279</b>
<b>Berkeley County</b>													
Berkeley Co SO	72	55	12	81	3	9	0	61	10	65	4	7	665
Martinsburg PD	132	135	69	149	127	35	0	33	114	20	61	4	238
Martinsburg SP	190	200	68	163	156	36	2	36	97	109	32	13	390
<b>TOTAL for Berkeley County</b>	<b>394</b>	<b>390</b>	<b>149</b>	<b>393</b>	<b>286</b>	<b>80</b>	<b>2</b>	<b>130</b>	<b>221</b>	<b>194</b>	<b>97</b>	<b>9</b>	<b>1,293</b>
<b>Boone County</b>													
Boone Co SO	177	166	59	198	95	17	4	68	36	142	6	17	241

	Total Investi-gations	Is the Complainant the Victim?	Repeat Complainants	How many previous calls?	Extent of Abuse				Action Taken			Average Response Time in minutes	Total Time Involved in hours
					Simple Assaults	Aggra-vated Assaults	Homicides	Other	Arrest	Refferal	Other		
<b>Madison PD</b>	2	2	0	1	2	0	0	0	0	2	0	1	7
<b>Sylvester PD</b>	1	1	0	0	0	1	0	0	0	1	0	1	0
<b>DANVILLE SP</b>	95	87	31	74	82	14	0	13	40	17	58	15	580
<b>Whitesville SP</b>	40	43	14	47	38	2	0	14	24	15	15	29	348
<b>TOTAL for Boone County</b>	<b>315</b>	<b>299</b>	<b>104</b>	<b>320</b>	<b>217</b>	<b>34</b>	<b>4</b>	<b>95</b>	<b>100</b>	<b>177</b>	<b>79</b>	<b>18</b>	<b>1,176</b>
<b>Braxton County</b>													
<b>Braxton Co SO</b>	24	19	4	6	18	3	0	7	17	3	8	10	180
<b>Sutton SP</b>	29	27	11	21	26	2	0	11	23	0	16	23	205
<b>TOTAL for Braxton County</b>	<b>53</b>	<b>46</b>	<b>15</b>	<b>27</b>	<b>44</b>	<b>5</b>	<b>0</b>	<b>18</b>	<b>40</b>	<b>3</b>	<b>24</b>	<b>17</b>	<b>385</b>
<b>Brooke County</b>													
<b>Brooke Co SO</b>	83	72	17	38	69	12	0	12	57	1	35	10	2,402
<b>Follansbee PD</b>	8	7	4	10	7	1	0	0	8	1	1	3	25
<b>Wellsburg SP</b>	9	4	0	8	5	0	0	4	5	0	4	1	19
<b>TOTAL for Brooke County</b>	<b>100</b>	<b>83</b>	<b>21</b>	<b>56</b>	<b>81</b>	<b>13</b>	<b>0</b>	<b>16</b>	<b>70</b>	<b>2</b>	<b>40</b>	<b>9</b>	<b>2,446</b>
<b>CABELL County</b>													
<b>Cabell CO SO</b>	37	53	1	1	41	2	0	15	24	12	22	23	80
<b>Barboursville PD</b>	16	16	1	10	15	1	0	0	8	8	0	4	28
<b>Huntington PD</b>	467	499	37	141	475	12	1	17	145	46	314	11	814

	Total Investigations	Is the Complainant the Victim?	Repeat Complainants	How many previous calls?	Extent of Abuse				Action Taken			Average Response Time in minutes	Total Time Involved in hours
					Simple Assaults	Aggravated Assaults	Homicides	Other	Arrest	Referral	Other		
Milton PD	6	6	0	6	4	0	0	2	1	5	0	2	87
Marshall Univ Police	5	10	0	0	10	0	0	3	11	0	2	17	1,090
Huntington SP	165	147	61	291	157	6	0	17	80	69	31	11	213
<b>TOTAL for Cabell County</b>	<b>696</b>	<b>731</b>	<b>100</b>	<b>449</b>	<b>702</b>	<b>21</b>	<b>1</b>	<b>54</b>	<b>269</b>	<b>140</b>	<b>369</b>	<b>12</b>	<b>2,312</b>
<b>Calhoun County</b>													
Grantsville SP	18	16	7	22	13	1	0	4	11	7	2	19	61
<b>TOTAL for Calhoun County</b>	<b>18</b>	<b>16</b>	<b>7</b>	<b>22</b>	<b>13</b>	<b>1</b>	<b>0</b>	<b>4</b>	<b>11</b>	<b>7</b>	<b>2</b>	<b>19</b>	<b>61</b>
<b>Clay County</b>													
Clay SP	35	35	10	27	25	8	1	12	24	4	18	25	146
<b>TOTAL for Clay County</b>	<b>35</b>	<b>35</b>	<b>10</b>	<b>27</b>	<b>25</b>	<b>8</b>	<b>1</b>	<b>12</b>	<b>24</b>	<b>4</b>	<b>18</b>	<b>25</b>	<b>146</b>
<b>Doddridge County</b>													
West Union SP	16	16	1	1	10	0	0	6	11	5	0	1	151
<b>TOTAL for Doddridge County</b>	<b>16</b>	<b>16</b>	<b>1</b>	<b>1</b>	<b>10</b>	<b>0</b>	<b>0</b>	<b>6</b>	<b>11</b>	<b>5</b>	<b>0</b>	<b>1</b>	<b>151</b>
<b>Fayette County</b>													
Fayette Co SO	81	76	6	9	68	14	0	20	29	4	69	19	147
Ansted PD	1	0	0	1	0	0	0	1	0	0	1	0	1
Fayetteville PD	3	3	0	0	1	0	0	2	0	1	2	4	6
Montgomery PD	2	2	0	0	1	0	0	1	1	0	1	3	85
Smithers PD	10	7	4	56	8	1	0	1	8	2	0	7	30

	Total Investigations	Is the Complainant the Victim?	Repeat Complainants	How many previous calls?	Extent of Abuse				Action Taken			Average Response Time in minutes	Total Time Involved in hours
					Simple Assaults	Aggravated Assaults	Homicides	Other	Arrest	Referral	Other		
WVU Tech-Security	1	1	0	0	0	0	0	1	0	1	0	1	2
Gauley Bridge SP	16	17	13	69	11	2	0	6	8	9	2	22	54
Oak Hill SP	23	19	14	94	20	7	1	2	14	4	12	18	359
<b>TOTAL for Fayette County</b>	<b>136</b>	<b>125</b>	<b>37</b>	<b>229</b>	<b>109</b>	<b>24</b>	<b>1</b>	<b>34</b>	<b>60</b>	<b>21</b>	<b>87</b>	<b>18</b>	<b>684</b>
<b>Gilmer County</b>													
Gilmer Co SO	2	2	1	1	1	0	0	1	0	0	2	51	102
Glenville PD	3	3	0	1	3	0	0	0	2	0	1	3	430
Glenville SP	11	10	3	7	8	0	0	3	4	2	5	13	19
<b>TOTAL for Gilmer County</b>	<b>16</b>	<b>15</b>	<b>4</b>	<b>9</b>	<b>12</b>	<b>0</b>	<b>0</b>	<b>4</b>	<b>6</b>	<b>2</b>	<b>8</b>	<b>16</b>	<b>551</b>
<b>Grant County</b>													
Grant Co SO	13	11	3	18	9	1	0	3	11	1	1	7	151
Petersburg SP	9	16	1	2	12	0	0	5	13	1	3	33	36
<b>TOTAL for Grant County</b>	<b>22</b>	<b>27</b>	<b>4</b>	<b>20</b>	<b>21</b>	<b>1</b>	<b>0</b>	<b>8</b>	<b>24</b>	<b>2</b>	<b>4</b>	<b>18</b>	<b>187</b>
<b>Greenbrier County</b>													
Greenbrier Co SO	39	39	8	11	17	22	0	7	25	11	10	23	5,834
Lewisburg PD	11	9	1	1	7	0	0	4	3	5	3	2	31
Ronceverte PD	6	7	2	2	6	1	0	1	4	2	2	15	16
White Sulphur Springs PD	10	8	4	22	9	2	0	1	11	0	1	5	36

	Total Investigations	Is the Complainant the Victim?	Repeat Complainants	How many previous calls?	Extent of Abuse				Action Taken			Average Response Time in minutes	Total Time Involved in hours
					Simple Assaults	Aggravated Assaults	Homicides	Other	Arrest	Referral	Other		
Lewisburg SP	27	21	11	24	16	4	0	7	6	8	13	18	781
Rainelle SP	14	12	4	11	9	3	0	2	3	5	6	8	40
<b>TOTAL for Greenbrier County</b>	<b>107</b>	<b>96</b>	<b>30</b>	<b>71</b>	<b>64</b>	<b>32</b>	<b>0</b>	<b>22</b>	<b>52</b>	<b>31</b>	<b>35</b>	<b>15</b>	<b>6,738</b>
<b>Hampshire County</b>													
Hampshire Co SO	35	43	16	45	23	12	0	14	45	0	4	24	1,115
Romney PD	4	4	1	2	4	0	0	0	3	1	0	6	9
Romney SP	90	117	41	92	105	16	0	39	63	70	29	31	415
<b>TOTAL for Hampshire County</b>	<b>129</b>	<b>164</b>	<b>58</b>	<b>139</b>	<b>132</b>	<b>28</b>	<b>0</b>	<b>53</b>	<b>111</b>	<b>71</b>	<b>33</b>	<b>28</b>	<b>1,539</b>
<b>Hancock County</b>													
Hancock Co SO	14	14	6	6	12	1	0	1	8	2	4	16	18
Chester PD	6	6	0	6	6	0	0	0	3	2	1	3	16
Weirton PD	78	63	11	7	68	0	0	10	1	23	54	2	63
New Cumberland PD	4	4	2	3	4	0	0	0	3	1	0	2	62
New Cumberland SP	6	6	0	0	2	2	0	2	4	0	2	20	15
<b>TOTAL for Hancock County</b>	<b>108</b>	<b>93</b>	<b>19</b>	<b>22</b>	<b>92</b>	<b>3</b>	<b>0</b>	<b>13</b>	<b>19</b>	<b>28</b>	<b>61</b>	<b>5</b>	<b>174</b>
<b>Hardy County</b>													
Hardy Co SO	16	17	9	22	9	6	0	7	22	0	0	12	180
Moorefield PD	16	22	5	5	16	4	0	5	23	0	2	5	1,931

	Total Investigations	Is the Complainant the Victim?	Repeat Complainants	How many previous calls?	Extent of Abuse				Action Taken			Average Response Time in minutes	Total Time Involved in hours
					Simple Assaults	Aggravated Assaults	Homicides	Other	Arrest	Referral	Other		
Moorefield SP	53	51	18	32	29	6	0	29	21	9	33	18	143
<b>TOTAL for Hardy County</b>	<b>85</b>	<b>90</b>	<b>32</b>	<b>59</b>	<b>54</b>	<b>16</b>	<b>0</b>	<b>41</b>	<b>66</b>	<b>9</b>	<b>35</b>	<b>15</b>	<b>2,254</b>
<b>Harrison County</b>													
Harrison Co SO	110	97	54	103	102	20	0	15	62	61	14	13	310
Bridgeport PD	33	38	14	27	38	0	0	4	32	0	10	16	71
Clarksburg PD	195	187	98	282	173	37	0	43	129	14	110	8	519
Shinnston PD	14	12	1	2	7	2	0	5	5	3	6	3	1,011
Stonewood PD	7	7	1	7	4	2	0	1	2	3	2	5	114
Nutter Fort PD	15	11	3	1	8	1	0	7	9	3	8	6	445
Bridgeport SP	45	43	15	30	39	2	0	12	31	4	18	21	278
<b>TOTAL for Harrison County</b>	<b>419</b>	<b>395</b>	<b>186</b>	<b>452</b>	<b>371</b>	<b>64</b>	<b>0</b>	<b>87</b>	<b>270</b>	<b>88</b>	<b>168</b>	<b>11</b>	<b>2,748</b>
<b>Jackson County</b>													
Jackson Co SO	55	50	7	24	49	2	0	4	30	5	20	5	55
Ravenswood PD	20	16	6	14	11	5	1	3	19	0	1	2	63
Ripley PD	29	29	5	21	20	3	0	6	14	4	11	6	3,132
Ripley SP	36	25	9	36	28	3	0	6	24	5	8	13	6,451
<b>TOTAL for Jackson County</b>	<b>140</b>	<b>120</b>	<b>27</b>	<b>95</b>	<b>108</b>	<b>13</b>	<b>1</b>	<b>19</b>	<b>87</b>	<b>14</b>	<b>40</b>	<b>7</b>	<b>9,701</b>
<b>Jefferson County</b>													

	Total Investigations	Is the Complainant the Victim?	Repeat Complainants	How many previous calls?	Extent of Abuse				Action Taken			Average Response Time in minutes	Total Time Involved in hours
					Simple Assaults	Aggravated Assaults	Homicides	Other	Arrest	Referral	Other		
<b>Jefferson Co SO</b>	83	85	2	18	60	17	0	20	35	10	54	595	2,182
<b>Charles Town PD</b>	22	20	9	4	19	2	0	5	17	7	6	1,044	10
<b>Ranson PD</b>	23	22	4	28	18	1	0	5	18	4	4	10	50
<b>Harpers Ferry PD</b>	7	6	2	2	5	0	0	2	5	0	2	10	26
<b>Kearneysville SP</b>	54	65	16	32	43	7	0	20	24	41	5	19	181
<b>TOTAL for Jefferson County</b>	<b>189</b>	<b>198</b>	<b>33</b>	<b>84</b>	<b>145</b>	<b>27</b>	<b>0</b>	<b>52</b>	<b>99</b>	<b>62</b>	<b>71</b>	<b>390</b>	<b>2,449</b>
<b>Kanawha County</b>													
<b>Kanawha Co SO</b>	1,209	1,149	449	979	1,367	97	3	178	376	335	954	20	6,114
<b>Charleston PD</b>	724	987	466	1,641	754	173	3	248	503	427	260	14	102,619
<b>Dunbar PD</b>	119	99	24	30	117	7	1	18	47	82	14	4	414
<b>Nitro PD</b>	96	93	2	3	97	7	0	10	47	67	0	5	54
<b>St Albans PD</b>	65	58	17	80	57	4	0	8	23	0	46	3	0
<b>South Charleston PD</b>	93	103	45	53	82	22	0	19	37	66	20	9	1,170
<b>Chesapeake PD</b>	3	3	0	3	2	0	0	1	0	3	0	7	44
<b>Glasgow PD</b>	1	0	0	0	0	0	0	1	0	1	0	0	5
<b>WVSC Security</b>	6	7	0	0	6	0	0	1	0	7	0	3	147
<b>Protective Services-Capitol</b>	1	1	0	1	1	0	0	0	0	1	0	1	8
<b>Quincy SP</b>	66	75	51	150	69	6	0	8	39	23	25	16	139

	Total Investigations	Is the Complainant the Victim?	Repeat Complainants	How many previous calls?	Extent of Abuse				Action Taken			Average Response Time in minutes	Total Time Involved in hours
					Simple Assaults	Aggravated Assaults	Homicides	Other	Arrest	Referral	Other		
<b>So Charleston SP</b>	146	132	63	174	116	11	1	24	58	29	75	12	367
<b>Turnpike - Kanawha</b>	1	1	0	0	1	0	0	0	0	0	1	14	6
<b>TOTAL for Kanawha County</b>	<b>2,530</b>	<b>2,708</b>	<b>1,117</b>	<b>3,114</b>	<b>2,669</b>	<b>327</b>	<b>8</b>	<b>516</b>	<b>1,130</b>	<b>1,041</b>	<b>1,395</b>	<b>15</b>	<b>111,087</b>
<b>Lewis County</b>													
<b>Lewis Co SO</b>	32	38	2	43	33	6	0	11	33	7	10	24	1,519
<b>Weston PD</b>	18	0	1	2	15	1	0	2	16	1	1	3	353
<b>Weston SP</b>	39	34	10	13	26	2	0	18	20	6	20	10	115
<b>TOTAL for Lewis County</b>	<b>89</b>	<b>72</b>	<b>13</b>	<b>58</b>	<b>74</b>	<b>9</b>	<b>0</b>	<b>31</b>	<b>69</b>	<b>14</b>	<b>31</b>	<b>14</b>	<b>1,987</b>
<b>Lincoln County</b>													
<b>Hamlin SP</b>	166	154	64	161	144	20	0	27	88	51	68	14	275
<b>TOTAL for Lincoln County</b>	<b>166</b>	<b>154</b>	<b>64</b>	<b>161</b>	<b>144</b>	<b>20</b>	<b>0</b>	<b>27</b>	<b>88</b>	<b>51</b>	<b>68</b>	<b>14</b>	<b>275</b>
<b>Logan County</b>													
<b>Logan Co SO</b>	68	48	24	91	37	10	1	26	50	18	8	12	243
<b>Logan PD</b>	11	8	0	6	7	3	0	3	6	0	7	4	154
<b>Chapmanville PD</b>	12	15	2	19	6	4	0	7	9	1	7	13	1,261
<b>West Logan PD</b>	2	2	2	4	2	0	0	0	1	2	1	2	7
<b>Logan SP</b>	253	250	100	385	191	19	0	86	144	55	115	17	719
<b>TOTAL for Logan County</b>	<b>346</b>	<b>323</b>	<b>128</b>	<b>505</b>	<b>243</b>	<b>36</b>	<b>1</b>	<b>122</b>	<b>210</b>	<b>76</b>	<b>138</b>	<b>15</b>	<b>2,384</b>



	Total Investigations	Is the Complainant the Victim?	Repeat Complainants	How many previous calls?	Extent of Abuse				Action Taken			Average Response Time in minutes	Total Time Involved in hours
					Simple Assaults	Aggravated Assaults	Homicides	Other	Arrest	Referral	Other		
<b>Marion County</b>													
Marion Co SO	123	158	1	0	130	7	0	21	97	21	42	4	36,772
Fairmont PD	101	157	50	18	132	2	0	23	92	63	78	123	803
Mannington PD	6	6	0	4	4	0	0	4	7	1	0	6	482
Rivesville PD	1	1	1	1	1	0	0	0	1	0	0	1	4
Monongah PD	3	3	1	0	3	0	0	0	1	1	1	3	4
Fairmont Campus Police	2	3	0	0	1	0	0	2	1	3	1	7	70
Fairmont SP	34	29	6	12	29	4	0	1	11	11	12	12	68
<b>TOTAL for Marion County</b>	<b>270</b>	<b>357</b>	<b>59</b>	<b>35</b>	<b>300</b>	<b>13</b>	<b>0</b>	<b>51</b>	<b>210</b>	<b>100</b>	<b>134</b>	<b>50</b>	<b>38,203</b>
<b>Marshall County</b>													
Marshall Co SO	75	58	23	42	72	6	0	26	48	22	34	10	134
Benwood PD	5	8	0	6	7	1	0	0	8	0	0	2	98
Cameron PD	8	4	3	7	5	3	0	1	6	0	3	2	110
Glen Dale PD	8	7	1	1	13	0	0	1	12	1	1	2	18
Mc Mechen PD	1	4	0	0	4	0	0	0	4	0	0	0	4
Moundsville PD	50	61	26	38	59	8	1	2	47	15	8	2	80
Moundsville SP	12	5	3	4	7	2	0	3	4	3	7	14	54
<b>TOTAL for Marshall County</b>	<b>159</b>	<b>147</b>	<b>56</b>	<b>98</b>	<b>167</b>	<b>20</b>	<b>1</b>	<b>33</b>	<b>129</b>	<b>41</b>	<b>53</b>	<b>7</b>	<b>498</b>

	Total Investigations	Is the Complainant the Victim?	Repeat Complainants	How many previous calls?	Extent of Abuse				Action Taken			Average Response Time in minutes	Total Time Involved in hours
					Simple Assaults	Aggravated Assaults	Homicides	Other	Arrest	Refferal	Other		
<b>Mason County</b>													
Mason Co SO	55	51	22	29	38	6	0	11	16	0	39	12	56
Point Pleasant PD	49	76	4	7	72	1	0	14	40	28	19	6	60
New Haven PD	2	2	1	4	2	0	0	0	2	0	0	5	14
Point Pleasant SP	16	15	9	20	14	3	0	4	14	0	7	46	125
<b>TOTAL for Mason County</b>	<b>122</b>	<b>144</b>	<b>36</b>	<b>60</b>	<b>126</b>	<b>10</b>	<b>0</b>	<b>29</b>	<b>72</b>	<b>28</b>	<b>65</b>	<b>14</b>	<b>255</b>
<b>McDowell County</b>													
Mc Dowell Co SO	87	99	3	8	71	1	0	41	56	6	51	29	9,470
Welch PD	53	54	32	102	44	6	0	4	54	0	0	5	1,725
Welch SP	23	25	9	27	15	4	0	6	20	2	3	26	60
<b>TOTAL for McDowell County</b>	<b>163</b>	<b>178</b>	<b>44</b>	<b>137</b>	<b>130</b>	<b>11</b>	<b>0</b>	<b>51</b>	<b>130</b>	<b>8</b>	<b>54</b>	<b>21</b>	<b>11,255</b>
<b>Mercer County</b>													
Mercer Co SO	295	345	100	261	326	34	2	112	284	177	13	16	697
Bluefield PD	75	82	39	74	85	26	0	22	78	21	34	5	342
Princeton PD	141	176	86	460	130	35	1	65	116	48	67	4	40
Princeton SP	122	113	29	102	78	31	0	29	80	37	25	14	197
<b>TOTAL for Mercer County</b>	<b>633</b>	<b>716</b>	<b>254</b>	<b>897</b>	<b>619</b>	<b>126</b>	<b>3</b>	<b>228</b>	<b>558</b>	<b>283</b>	<b>139</b>	<b>11</b>	<b>1,276</b>
<b>Mineral County</b>													
Mineral Co SO	20	13	4	12	12	13	0	1	24	1	1	18	496

	Total Investigations	Is the Complainant the Victim?	Repeat Complainants	How many previous calls?	Extent of Abuse				Action Taken			Average Response Time in minutes	Total Time Involved in hours
					Simple Assaults	Aggravated Assaults	Homicides	Other	Arrest	Refferal	Other		
<b>Keyser PD</b>	28	18	3	48	40	4	0	2	35	11	0	5	3,000
<b>Keyser SP</b>	53	58	19	62	47	16	0	11	45	23	40	28	159
<b>TOTAL for Mineral County</b>	<b>101</b>	<b>89</b>	<b>26</b>	<b>122</b>	<b>99</b>	<b>33</b>	<b>0</b>	<b>14</b>	<b>104</b>	<b>35</b>	<b>41</b>	<b>19</b>	<b>3,655</b>
<b>Mingo County</b>													
<b>Mingo Co SO</b>	46	49	37	122	43	2	0	5	50	0	0	32	168
<b>Williamson PD</b>	14	12	3	5	14	1	0	2	13	1	3	9	990
<b>Williamson SP</b>	48	52	10	17	31	12	0	18	22	13	28	17	100
<b>Gilbert SP</b>	21	24	8	10	17	6	0	2	16	6	3	38	3,945
<b>TOTAL for Mingo County</b>	<b>129</b>	<b>137</b>	<b>58</b>	<b>154</b>	<b>105</b>	<b>21</b>	<b>0</b>	<b>27</b>	<b>101</b>	<b>20</b>	<b>34</b>	<b>25</b>	<b>5,203</b>
<b>Monongalia County</b>													
<b>Monongalia Co SO</b>	132	141	31	94	114	47	0	52	71	23	119	17	2,261
<b>Morgantown PD</b>	90	133	12	29	131	21	0	28	80	9	91	24	363
<b>Westover PD</b>	20	21	16	160	20	9	0	1	13	15	2	4	1,149
<b>West Virginia University -Poli</b>	5	5	0	0	5	0	0	0	4	0	1	7	391
<b>Morgantown SP</b>	131	108	72	181	105	15	0	49	61	34	74	17	419
<b>TOTAL for Monongalia County</b>	<b>378</b>	<b>408</b>	<b>131</b>	<b>464</b>	<b>375</b>	<b>92</b>	<b>0</b>	<b>130</b>	<b>229</b>	<b>81</b>	<b>287</b>	<b>18</b>	<b>4,583</b>
<b>Monroe County</b>													
<b>Monroe Co SO</b>	34	38	17	28	38	1	0	3	8	1	33	27	131

	Total Investigations	Is the Complainant the Victim?	Repeat Complainants	How many previous calls?	Extent of Abuse				Action Taken			Average Response Time in minutes	Total Time Involved in hours
					Simple Assaults	Aggravated Assaults	Homicides	Other	Arrest	Referral	Other		
Alderson PD	4	4	0	0	4	0	0	0	3	0	1	4	219
Union SP	11	9	0	0	5	7	0	3	1	1	13	3	37
<b>TOTAL for Monroe County</b>	<b>49</b>	<b>51</b>	<b>17</b>	<b>28</b>	<b>47</b>	<b>8</b>	<b>0</b>	<b>6</b>	<b>12</b>	<b>2</b>	<b>47</b>	<b>20</b>	<b>387</b>
<b>Morgan County</b>													
Morgan Co SO	26	25	6	12	23	3	0	1	21	0	6	7	36
Berkeley Springs SP	20	23	17	67	21	3	0	2	10	9	7	16	59
<b>TOTAL for Morgan County</b>	<b>46</b>	<b>48</b>	<b>23</b>	<b>79</b>	<b>44</b>	<b>6</b>	<b>0</b>	<b>3</b>	<b>31</b>	<b>9</b>	<b>13</b>	<b>11</b>	<b>95</b>
<b>Nicholas County</b>													
Nicholas Co SO	164	164	42	86	123	40	0	91	81	77	96	32	953
Summersville PD	17	21	7	18	16	0	0	9	20	1	4	4	48
Richwood SP	3	2	0	1	1	1	0	1	1	1	1	8	19
Summersville SP	28	28	10	25	28	0	0	6	9	19	6	14	96
<b>TOTAL for Nicholas County</b>	<b>212</b>	<b>215</b>	<b>59</b>	<b>130</b>	<b>168</b>	<b>41</b>	<b>0</b>	<b>107</b>	<b>111</b>	<b>98</b>	<b>107</b>	<b>27</b>	<b>1,116</b>
<b>Ohio County</b>													
Ohio Co SO	39	47	14	52	39	24	0	54	11	46	60	26	6,022
Wheeling PD	303	307	88	382	316	40	0	155	286	77	152	4	79
Wheeling SP	24	24	6	9	18	9	0	4	8	13	10	16	772
<b>TOTAL for Ohio County</b>	<b>366</b>	<b>378</b>	<b>108</b>	<b>443</b>	<b>373</b>	<b>73</b>	<b>0</b>	<b>213</b>	<b>305</b>	<b>136</b>	<b>222</b>	<b>7</b>	<b>6,873</b>

	Total Investigations	Is the Complainant the Victim?	Repeat Complainants	How many previous calls?	Extent of Abuse				Action Taken			Average Response Time in minutes	Total Time Involved in hours	
					Simple Assaults	Aggravated Assaults	Homicides	Other	Arrest	Referral	Other			
<b>Pendleton County</b>														
Franklin SP	20	18	5	10	18	1	0	4	14	5	4	20	99	
<b>TOTAL for Pendleton County</b>	<b>20</b>	<b>18</b>	<b>5</b>	<b>10</b>	<b>18</b>	<b>1</b>	<b>0</b>	<b>4</b>	<b>14</b>	<b>5</b>	<b>4</b>	<b>20</b>	<b>99</b>	
<b>Pleasants County</b>														
Pleasants Co SO	3	3	1	1	3	0	0	0	2	0	1	18	5	
St Marys PD	7	6	1	2	2	2	0	3	6	0	1	1	825	
St Marys SP	2	2	0	0	1	1	0	0	1	1	0	6	90	
<b>TOTAL for Pleasants County</b>	<b>12</b>	<b>11</b>	<b>2</b>	<b>3</b>	<b>6</b>	<b>3</b>	<b>0</b>	<b>3</b>	<b>9</b>	<b>1</b>	<b>2</b>	<b>6</b>	<b>920</b>	
<b>Pocahontas County</b>														
Pocahontas Co SO	27	30	14	30	28	0	0	4	31	1	0	20	123	
Marlinton PD	6	6	1	3	3	2	0	1	3	0	3	9	13	
Marlinton SP	39	30	13	32	27	15	1	4	21	4	22	15	110	
<b>TOTAL for Pocahontas County</b>	<b>72</b>	<b>66</b>	<b>28</b>	<b>65</b>	<b>58</b>	<b>17</b>	<b>1</b>	<b>9</b>	<b>55</b>	<b>5</b>	<b>25</b>	<b>16</b>	<b>246</b>	
<b>Preston County</b>														
Preston Co SO	45	30	14	59	39	12	0	8	47	6	8	15	187	
Terra Alta PD	2	2	0	2	1	1	0	0	1	1	0	9	35	
Rowlesburg PD	1	1	1	2	0	1	0	0	1	0	0	17	2	
Masontown PD	2	2	1	1	2	0	0	0	1	0	1	8	4	
Kingwood SP	29	20	10	18	20	14	0	3	10	17	14	25	112	

	Total Investigations	Is the Complainant the Victim?	Repeat Complainants	How many previous calls?	Extent of Abuse				Action Taken			Average Response Time in minutes	Total Time Involved in hours
					Simple Assaults	Aggravated Assaults	Homicides	Other	Arrest	Refferal	Other		
<b>TOTAL for Preston County</b>	<b>79</b>	<b>55</b>	<b>26</b>	<b>82</b>	<b>62</b>	<b>28</b>	<b>0</b>	<b>11</b>	<b>60</b>	<b>24</b>	<b>23</b>	<b>19</b>	<b>340</b>
<b>Putnam County</b>													
Putnam Co SO	314	315	152	903	306	12	0	31	83	216	50	5	428
Hurricane PD	40	38	10	75	16	7	0	20	10	19	14	5	1,524
Winfield PD	8	8	4	10	0	3	0	5	1	2	5	2	51
Winfield SP	67	54	28	207	58	5	0	13	44	20	14	9	158
<b>TOTAL for Putnam County</b>	<b>429</b>	<b>415</b>	<b>194</b>	<b>1,195</b>	<b>380</b>	<b>27</b>	<b>0</b>	<b>69</b>	<b>138</b>	<b>257</b>	<b>83</b>	<b>6</b>	<b>2,161</b>
<b>Raleigh County</b>													
Raleigh Co SO	588	779	242	80	334	52	0	393	122	578	85	34	23,225
Beckley PD	335	617	36	3	429	52	0	136	196	139	282	22	8,374
Mabscott PD	15	35	0	0	12	4	0	19	26	2	11	12	83
Sophia PD	6	7	4	7	6	0	0	1	0	7	0	1	34
Beckley SP	89	80	36	125	62	11	2	26	58	10	33	13	313
<b>TOTAL for Raleigh County</b>	<b>1,033</b>	<b>1,518</b>	<b>318</b>	<b>215</b>	<b>843</b>	<b>119</b>	<b>2</b>	<b>575</b>	<b>402</b>	<b>736</b>	<b>411</b>	<b>27</b>	<b>32,029</b>
<b>Randolph County</b>													
Randolph Co SO	10	8	1	12	9	1	0	0	4	0	6	14	80
Elkins PD	38	42	26	61	33	5	1	10	29	16	4	9	99
Elkins SP	73	61	25	73	58	7	1	11	35	11	31	10	159

	Total Investigations	Is the Complainant the Victim?	Repeat Complainants	How many previous calls?	Extent of Abuse				Action Taken			Average Response Time in minutes	Total Time Involved in hours
					Simple Assaults	Aggravated Assaults	Homicides	Other	Arrest	Referral	Other		
<b>TOTAL for Randolph County</b>	<b>121</b>	<b>111</b>	<b>52</b>	<b>146</b>	<b>100</b>	<b>13</b>	<b>2</b>	<b>21</b>	<b>68</b>	<b>27</b>	<b>41</b>	<b>10</b>	<b>338</b>
<b>Ritchie County</b>													
Ritchie Co SO	11	11	3	4	8	0	0	4	2	10	0	19	21
Harrisville PD	1	0	0	0	0	0	0	1	0	1	0	29	1
Pennsboro PD	2	2	0	0	2	0	0	1	0	3	0	29	14
Harrisville SP	55	39	12	29	33	12	0	14	37	13	23	10	489
<b>TOTAL for Ritchie County</b>	<b>69</b>	<b>52</b>	<b>15</b>	<b>33</b>	<b>43</b>	<b>12</b>	<b>0</b>	<b>20</b>	<b>39</b>	<b>27</b>	<b>23</b>	<b>12</b>	<b>525</b>
<b>Roane County</b>													
Roane Co SO	21	17	0	0	12	5	1	4	11	1	10	21	45
Spencer PD	16	15	4	26	13	3	0	1	11	0	6	6	2,190
Spencer SP	21	20	6	14	18	2	0	2	14	5	5	17	86
<b>TOTAL for Roane County</b>	<b>58</b>	<b>52</b>	<b>10</b>	<b>40</b>	<b>43</b>	<b>10</b>	<b>1</b>	<b>7</b>	<b>36</b>	<b>6</b>	<b>21</b>	<b>15</b>	<b>2,321</b>
<b>Summers County</b>													
Summers Co SO	20	17	0	0	11	6	0	4	10	1	10	5	228
Hinton PD	13	11	0	0	6	4	0	3	11	0	2	2	277
Hinton SP	8	8	0	0	4	4	0	0	7	0	1	25	20
<b>TOTAL for Summers County</b>	<b>41</b>	<b>36</b>	<b>0</b>	<b>0</b>	<b>21</b>	<b>14</b>	<b>0</b>	<b>7</b>	<b>28</b>	<b>1</b>	<b>13</b>	<b>8</b>	<b>525</b>
<b>Taylor County</b>													
Taylor Co SO	1	0	0	1	1	0	0	0	0	1	0	4	15

	Total Investigations	Is the Complainant the Victim?	Repeat Complainants	How many previous calls?	Extent of Abuse				Action Taken			Average Response Time in minutes	Total Time Involved in hours
					Simple Assaults	Aggravated Assaults	Homicides	Other	Arrest	Referral	Other		
<b>Grafton PD</b>	18	20	0	20	18	3	0	0	13	6	2	8	377
<b>Grafton SP</b>	14	21	4	8	17	3	0	3	6	2	15	8	69
<b>TOTAL for Taylor County</b>	<b>33</b>	<b>41</b>	<b>4</b>	<b>29</b>	<b>36</b>	<b>6</b>	<b>0</b>	<b>3</b>	<b>19</b>	<b>9</b>	<b>17</b>	<b>8</b>	<b>461</b>
<b>Tucker County</b>													
<b>Tucker Co SO</b>	5	4	3	7	4	1	0	0	4	0	1	16	94
<b>Parsons SP</b>	27	26	11	19	21	1	0	7	15	1	13	17	67
<b>TOTAL for Tucker County</b>	<b>32</b>	<b>30</b>	<b>14</b>	<b>26</b>	<b>25</b>	<b>2</b>	<b>0</b>	<b>7</b>	<b>19</b>	<b>1</b>	<b>14</b>	<b>17</b>	<b>161</b>
<b>Tyler County</b>													
<b>Paden City PD</b>	6	4	0	0	6	0	0	0	6	0	0	2	13
<b>TOTAL for Tyler County</b>	<b>6</b>	<b>4</b>	<b>0</b>	<b>0</b>	<b>6</b>	<b>0</b>	<b>0</b>	<b>0</b>	<b>6</b>	<b>0</b>	<b>0</b>	<b>2</b>	<b>13</b>
<b>Upshur County</b>													
<b>Upshur Co SO</b>	36	32	2	35	34	2	0	0	26	3	9	11	135
<b>Buckhannon PD</b>	25	22	13	41	22	1	0	5	23	2	3	4	73
<b>Buckhannon SP</b>	55	47	17	32	59	4	1	13	54	7	16	13	184
<b>TOTAL for Upshur County</b>	<b>116</b>	<b>101</b>	<b>32</b>	<b>108</b>	<b>115</b>	<b>7</b>	<b>1</b>	<b>18</b>	<b>103</b>	<b>12</b>	<b>28</b>	<b>10</b>	<b>392</b>
<b>Wayne County</b>													
<b>Wayne Co SO</b>	177	179	75	402	134	1	1	45	65	114	2	21	9,259
<b>Ceredo PD</b>	10	7	3	12	6	3	0	1	4	5	1	2	300



	Total Investigations	Is the Complainant the Victim?	Repeat Complainants	How many previous calls?	Extent of Abuse				Action Taken			Average Response Time in minutes	Total Time Involved in hours
					Simple Assaults	Aggravated Assaults	Homicides	Other	Arrest	Referral	Other		
<b>Kenova PD</b>	27	36	7	34	29	2	0	5	7	16	13	5	1,125
<b>Fort Gay PD</b>	11	10	2	8	11	0	0	0	8	2	1	3	370
<b>Wayne SP</b>	81	74	35	117	69	14	1	4	35	37	16	18	185
<b>TOTAL for Wayne County</b>	<b>305</b>	<b>306</b>	<b>122</b>	<b>573</b>	<b>249</b>	<b>20</b>	<b>2</b>	<b>55</b>	<b>119</b>	<b>174</b>	<b>33</b>	<b>18</b>	<b>11,239</b>
<b>Webster County</b>													
<b>Upperglade SP</b>	29	35	22	50	35	3	0	8	34	3	9	27	93
<b>TOTAL for Webster County</b>	<b>29</b>	<b>35</b>	<b>22</b>	<b>50</b>	<b>35</b>	<b>3</b>	<b>0</b>	<b>8</b>	<b>34</b>	<b>3</b>	<b>9</b>	<b>27</b>	<b>93</b>
<b>Wetzel County</b>													
<b>New Martinsville PD</b>	14	11	3	9	10	1	0	3	8	0	6	3	17
<b>Paden City SP</b>	26	19	5	7	18	2	1	6	12	7	8	15	173
<b>Hundred SP</b>	18	12	2	11	9	5	0	4	12	1	5	15	483
<b>TOTAL for Wetzel County</b>	<b>58</b>	<b>42</b>	<b>10</b>	<b>27</b>	<b>37</b>	<b>8</b>	<b>1</b>	<b>13</b>	<b>32</b>	<b>8</b>	<b>19</b>	<b>12</b>	<b>673</b>
<b>Wirt County</b>													
<b>Wirt Co SO</b>	4	4	0	0	2	0	0	2	1	3	0	21	7
<b>Elizabeth SP</b>	27	27	13	41	18	5	1	5	12	10	19	32	98
<b>TOTAL for Wirt County</b>	<b>31</b>	<b>31</b>	<b>13</b>	<b>41</b>	<b>20</b>	<b>5</b>	<b>1</b>	<b>7</b>	<b>13</b>	<b>13</b>	<b>19</b>	<b>31</b>	<b>105</b>
<b>Wood County</b>													
<b>Wood Co SO</b>	278	234	114	234	165	125	0	30	90	214	16	11	471
<b>Parkersburg PD</b>	437	430	133	173	480	15	0	75	121	351	98	8	957

	Total Investigations	Is the Complainant the Victim?	Repeat Complainants	How many previous calls?	Extent of Abuse				Action Taken			Average Response Time in minutes	Total Time Involved in hours
					Simple Assaults	Aggravated Assaults	Homicides	Other	Arrest	Referral	Other		
Vienna PD	48	48	14	21	36	5	0	24	19	47	1	3	85
Williamstown PD	11	11	2	8	9	0	0	2	3	5	3	3	640
Parkersburg SP	30	25	2	35	19	5	0	8	10	22	4	20	113
<b>TOTAL for Wood County</b>	<b>804</b>	<b>748</b>	<b>265</b>	<b>471</b>	<b>709</b>	<b>150</b>	<b>0</b>	<b>139</b>	<b>243</b>	<b>639</b>	<b>122</b>	<b>9</b>	<b>2,266</b>
<b>Wyoming County</b>													
Wyoming Co SO	19	18	3	7	17	1	0	1	6	0	13	25	1,809
Oceana PD	22	19	3	12	20	2	0	0	16	1	5	3	55
Jesse SP	1	1	0	0	0	1	0	0	0	0	1	1	10
<b>TOTAL for Wyoming County</b>	<b>42</b>	<b>38</b>	<b>6</b>	<b>19</b>	<b>37</b>	<b>4</b>	<b>0</b>	<b>1</b>	<b>22</b>	<b>1</b>	<b>19</b>	<b>13</b>	<b>1,874</b>
<b>Total for West Virginia</b>	<b>12,083</b>	<b>12,857</b>	<b>4,217</b>	<b>12,286</b>	<b>11,085</b>	<b>1,675</b>	<b>34</b>	<b>3,265</b>	<b>6,533</b>	<b>4,856</b>	<b>4,971</b>	<b>22</b>	<b>281,187</b>

NOTE

*Total Investigations* is the DISTINCT COUNT of incidents. Other categories count the number of Offenses, so the total may be larger than the number of investigations.

## SEXUAL ASSAULTS

2005

Sexual offenses in Incident Based Reporting are Forcible (*Forcible Rape, Forcible Sodomy, Sexual Assault with an Object and Forcible Fondling*) and Nonforcible (*Statutory Rape and Incest*). These offenses are crimes, not acts of uncontrolled sexual lust. The victims may be of either sex and of any age. The offense of *Forcible Rape* requires that the victim and offender to be of opposite sexes, while the other offenses may have both the victim and offender of the same sex.

### VICTIMS

### OFFENDERS

**Gender** 86% were female  
14% were male

5% were female  
95% were male

**Race** 92% were white  
5% were black  
3% were other or  
unknown

87% were white  
10% were black  
3% were other or  
unknown

**Age** Average age was 16.4  
Most common age was 15  
69% were juveniles


Average age was 32.0  
Most common age was 18  
16% were juveniles

# Sexual Assaults - Offender Status by Offenses Reported

2005

<u>OFFENSE</u>	<u>ADULT OFFENDERS</u>	<u>JUVENILE OFFENDERS</u>
Forcible Rape	27 %	20 %
Forcible Sodomy	8 %	8 %
Sexual Assault With An Object	15 %	19 %
Forcible Fondling	39 %	43 %
Statutory Rape	10 %	9 %
Incest	1 %	2 %

## Offenders Reported & Arrested



# Sexual Assaults - Adult vs. Juvenile Victims

---

2005

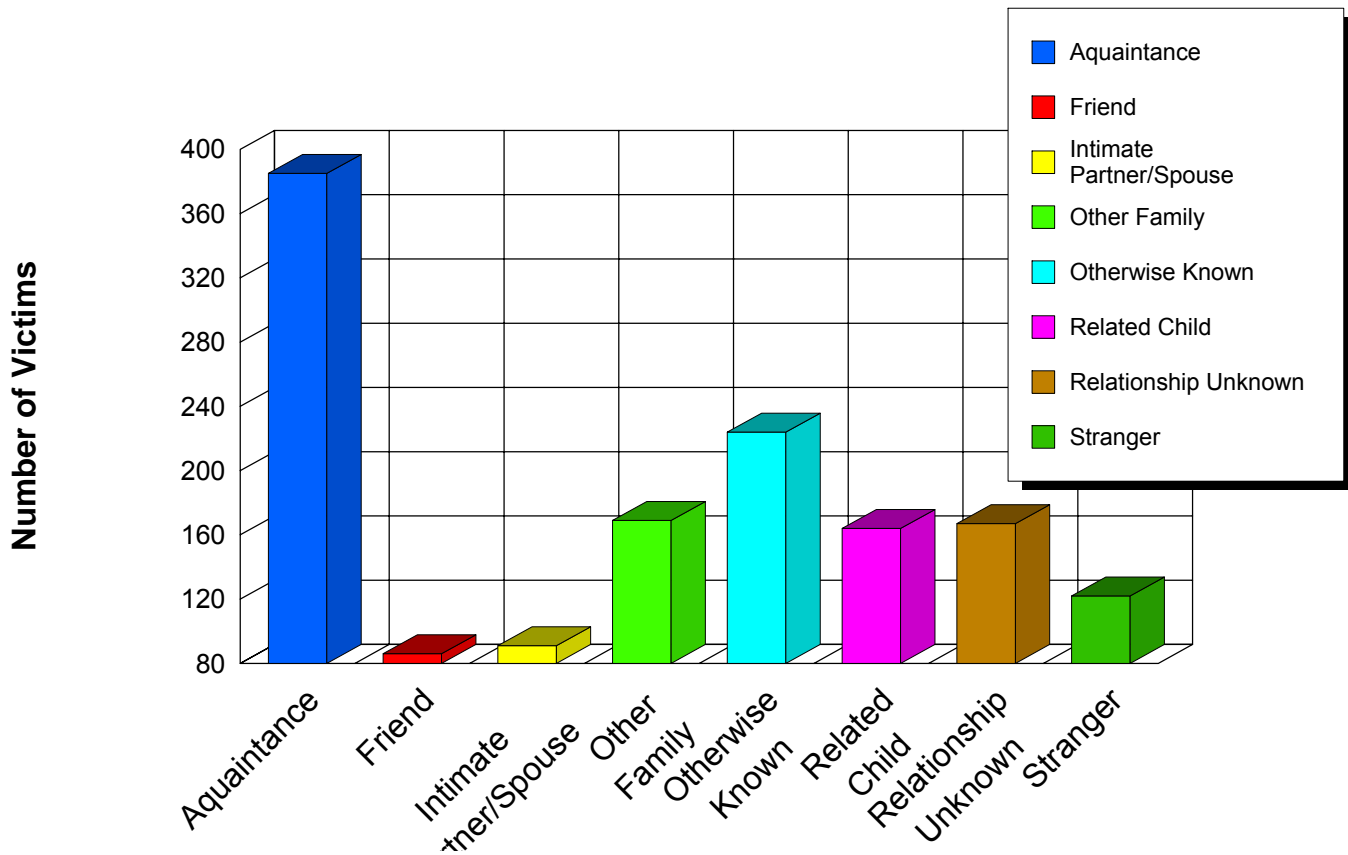
<u>OFFENSE</u>	<u>ADULT VICTIMS</u>	<u>JUVENILE VICTIMS</u>
Forcible Fondling	27 %	45 %
Forcible Rape	44 %	19 %
Forcible Sodomy	8 %	8 %
Incest	0 %	2 %
Sexual Assault With An Object	20 %	13 %
Statutory Rape	0 %	14 %

<u>OFFENDER WAS...</u>	<u>ADULT VICTIMS</u>	<u>JUVENILE VICTIMS</u>
NOT RELATED to Victim	90%	71%
RELATED to Victim	10%	29%

---

# Sexual Assault - Victim's Relationship to Offender

2005

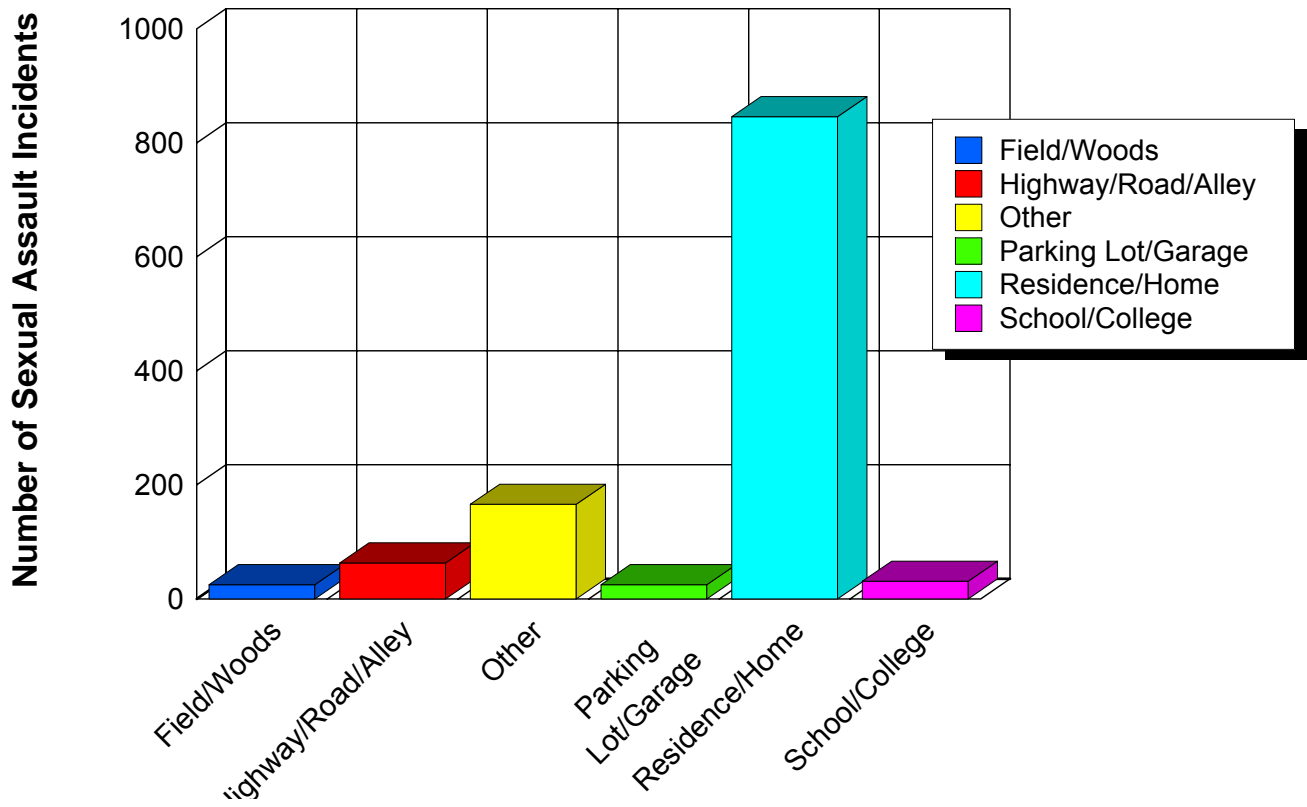


**NOTE**

*Related Child* includes child, grandchild, stepchild, child of boyfriend/girlfriend and child of intimate partner.  
*Intimate Partner/Spouse* includes spouse, ex-spouse, cohabitating partner, boyfriend/girlfriend, estranged spouse, intimate partner and homosexual partner.  
*Other Family* includes parent, in-law, sibling, grandparent, stepparent, stepsibling and parent.  
*Otherwise Known* includes employer, employee, babysitree, other household member, neighbor and otherwise known.

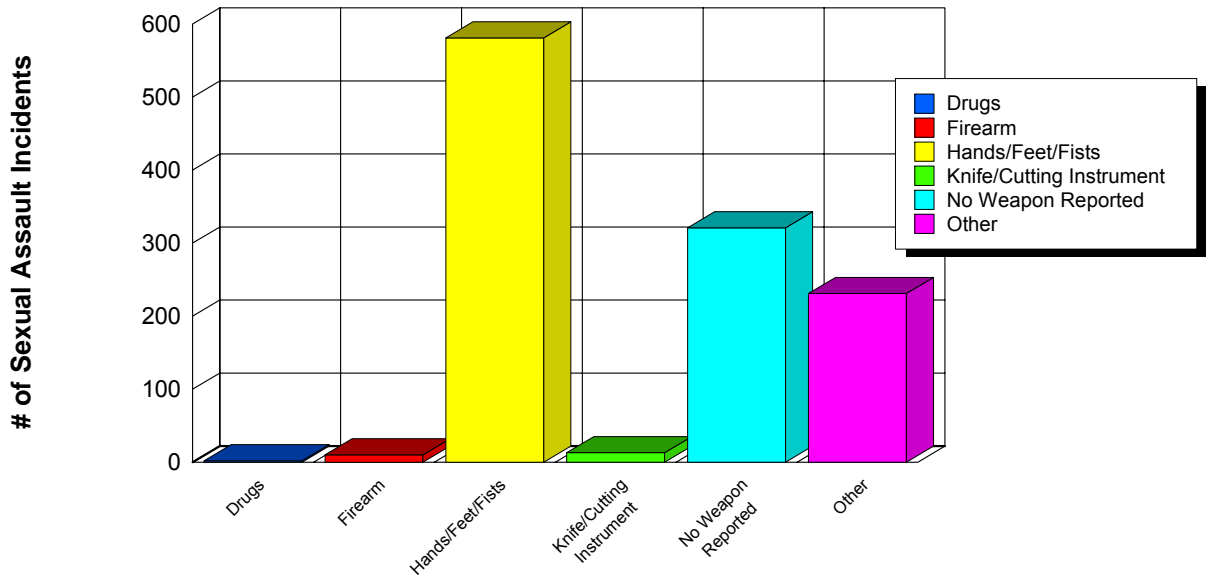
# Sexual Assault - Location

2005



# Sexual Assault - Weapons Used

2005





# Hate/Bias Crimes

2005

Bias incidents having a racial, religious, ethnic, sexual or gender component as well as crimes against individuals with a handicap, manifest themselves in a wide spectrum of criminal activities. These bias incidents jeopardize the active and open pursuit of freedom and opportunity. They attack our citizens based on their race, religion, ethnic heritage sexual orientation, handicap, political affiliation or gender. Closely linked to such heritage are individual values, beliefs and identities which are constitutionally protected and are challenged by bias motivated crimes. Not only is the person who is personally touched by these offenses victimized, but the entire class of individual residing in the community is affected, as well as damaging the basic fabric of society.

In response to a growing concern about such crimes, the President, on April 23, 1990 signed into law the "Hate Crime Statistics Act of 1990", which required the Attorney General to establish guidelines and collect, as part of the UCR program, data "...**about crimes that manifest evidence of prejudice based on race, religion, sexual orientation or ethnicity...**" Disability was added to the act in 1997.

West Virginia also recognizes the right for its citizens to be "... **free from any violence, or intimidation by threat of violence committed against their persons or property because of their race, color religion, ancestry, national origin, political affiliation or sex.**"§61-6-2 also states that "**if any person does by force or threat of force, willfully injure, intimidate or interfere with or attempt to injure, intimidate or interfere with, or oppress or threaten any other person in the free exercise or enjoyment of any right or privilege secured to him or her... or ... if any person conspires with another person conspires with another person or persons to willfully injure, oppress threaten or intimidate or interfere with any citizen... and in willful furtherance thereof to assemble with one or more persons for the purpose of teaching any technique or means capable of causing property damage, bodily injury or death when such person or persons intend to employ such techniques or means to violate... they shall be guilty of a felony.**"

Hate crimes are not separate distinct crimes, but rather "traditional" offenses motivated by an offender's bias. For example, an offender may commit an assault because of his/her bias against the victim's race, religion, sexual orientation, ethnicity/national origin, disability, gender or political affiliation. So it's not necessary to list these offenses in a new crime category. Hate crime data is obtained by collecting additional information about crimes currently being reported to the UCR program, with the bias motivations being specifically addressed. Because of the difficulty in determining an offender's subjective motivation in the commission of a crime, bias is to be reported only after law enforcement investigation revealed sufficient evidence that offender's actions were motivated, in whole or in part, in bias.

These reports summarize the hate/bias incidents in West Virginia as reported to law enforcement.

# Agencies Reporting Hate Crimes By Bias Motivation

2005

	Ethnicity/National Origin Bias	Gender Bias	Political Affiliation Bias	Racial Bias	Religious Bias	Sexual Orientation Bias	Total
Beckley PD				1			1
Bridgeport PD		2					2
Charleston PD				4	1	3	8
Clarksburg PD	1			2	1		4
Greenbrier Co SO					1		1
Hampshire Co SO		1					1
Hancock Co SO				2			2
Huntington PD				6		1	7
Kanawha Co SO			1	1		1	3
Mercer Co SO					1		1
Monongalia Co SO			1				1
Morgantown PD				1	2		3
Ohio Co SO				1			1
Preston Co SO			1				1
Princeton PD				1			1
Raleigh Co SO				10			10
South Charleston			1	2			3
Wheeling PD				2	1		3
Wood Co SO				1			1
WVSC Security						1	1
<b>Total</b>	<b>1</b>	<b>3</b>	<b>4</b>	<b>34</b>	<b>7</b>	<b>6</b>	<b>55</b>

# Location of Hate Crime Incidents By Bias Motivation

2005

	Ethnicity/ National	Gender Bias	Political Affiliation	Racial Bias	Religious Bias	Sexual Orientati	Total
Bank/Savings and Loan		1					1
Bar/Night Club	1			1			2
Church/Synagogue/Temple					3		3
Commerical/Office Building				1			1
Convenience Store				1			1
Department/Discount Store				1			1
Drug Store/Doctors Office/Hospital				1			1
Field/Woods				1	1		2
Highway/Road/Alley				8	1	1	10
Other/Unknown				2	1	2	5

	Ethnicity/ National	Gender Bias	Political Affiliation	Racial Bias	Religious Bias	Sexual Orientati	Total
Parking Lot/Garage				3		1	4
Rental Storage Facility		1					1
Residence/Home		1	4	14			19
School/College					1	1	2
Service/Gas Station				1			1
Specialty store (TV, Fur, Etc.)						1	1
<b>Total</b>	<b>1</b>	<b>3</b>	<b>4</b>	<b>34</b>	<b>7</b>	<b>6</b>	<b>55</b>

# Number of Incidents by Bias Motivation and Type of Offense

**2005**

		Crimes Against Persons					Crimes Against Property								Crimes Against Society		Total	
		Aggravated Assault	Forcible Fondling	Intimidation	Kidnaping/Abduction	Simple Assault	Total	All Other Larceny	Burglary/Breaking & Entering	Destruction/Damage/Vandalism of Property	False Pretenses/Swindle/Confidence Game	Robbery	Theft From Building	Theft From Motor Vehicle	Total	Drug/Narcotic Violations		Total
Ethnicity/National Origin Bias	Anti-Hispanic	1					1											1
	Total	1					1											1
Gender Bias	Sexual Bias				1		1			1		1		2				3
	Total				1		1			1		1		2				3
Political Affiliation Bias	Political Affiliation Bias	1		2			3		1					1				4
	Total	1		2			3		1					1				4

		Crimes Against Persons					Crimes Against Property								Crimes Against Society		Total
		Aggravated Assault	Forcible Fondling	Intimidation	Kidnaping /Abduction	Simple Assault	Total	All Other Larceny	Burglary/Breaking & Entering	Destruction/Damage/Vandalism of Property	False Pretenses /Swindle/Confidence Game	Robbery	Theft From Building	Theft From Motor Vehicle	Total	Drug/Narcotic Violations	
Racial Bias	Anti-Black			1		2	3	3	2	7				12			15
	Anti-White	3		5		6	14	1		2		1		4	1	1	19
	Total	3		6		8	17	4	2	9		1		16	1	1	34
Religious Bias	Anti-Catholic					1	1										1
	Anti-Islamic (Moslem)			1			1			1				1			2
	Anti-Jewish	1					1			1			1	2			3
	Anti-Protestant									1				1			1
	Total	1		1		1	3			3			1	4			7
Sexual Orientation Bias	Anti-Bisexual					1	1										1

		Crimes Against Persons					Crimes Against Property								Crimes Against Society		Total	
		Aggravated Assault	Forcible Fondling	Intimidation	Kidnaping /Abduction	Simple Assault	Total	All Other Larceny	Burglary/Breaking & Entering	Destruction/Damage/Vandalism of Property	False Pretenses /Swindle/Confidence Game	Robbery	Theft From Building	Theft From Motor Vehicle	Total	Drug/Narcotic Violations		Total
Sexual Orientation Bias	Anti-Female Homosexual (Lesbian)							1						1			1	
	Anti-Homosexual (Gays and Lesbians)					1	1										1	
	Anti-Male Homosexual (Gay)	1	1			1	3										3	
	Total	1	1			3	5		1						1			6
Total		7	1	9	1	12	30	4	4	12	1	1	1	1	24	1	1	55

# Incidents, Offenses, Known Offenders and Victims by Bias Motivation

---

2005

BIAS MOTIVATION	INCIDENTS	OFFENSES	KNOWN OFFENDERS	VICTIMS
<b><u>Ethnicity/National Origin</u></b>	<b>1</b>	<b>1</b>	<b>0</b>	<b>1</b>
Anti-Hispanic	1	1	0	1
<b><u>Gender</u></b>	<b>3</b>	<b>4</b>	<b>3</b>	<b>4</b>
Sexual Bias	3	4	3	4
<b><u>Political Affiliation</u></b>	<b>4</b>	<b>4</b>	<b>3</b>	<b>4</b>
Political Affiliation Bias	4	4	3	4
<b><u>Race</u></b>	<b>33</b>	<b>49</b>	<b>42</b>	<b>49</b>
Anti-Black	15	19	12	19
Anti-White	18	30	30	30
<b><u>Religion</u></b>	<b>7</b>	<b>7</b>	<b>5</b>	<b>7</b>
Anti-Catholic	1	1	1	1
Anti-Islamic (Moslem)	2	2	2	2
Anti-Jewish	3	3	1	3
Anti-Protestant	1	1	1	1
<b><u>Sexual Orientation</u></b>	<b>1</b>	<b>2</b>	<b>2</b>	<b>2</b>
Anti-Bisexual	1	2	2	2
<b><u>Sexual Orientation</u></b>	<b>4</b>	<b>57</b>	<b>57</b>	<b>57</b>
Anti-Female Homosexual (Lesbian)	1	1	1	1
Anti-Homosexual (Gays and Lesbians)	1	1	1	1



# Incidents, Offenses, Known Offenders and Victims by Bias Motivation

---

2005

BIAS MOTIVATION	INCIDENTS	OFFENSES	KNOWN OFFENDERS	VICTIMS
Anti-Male Homosexual (Gay)	2	55	55	55
<b>TOTAL</b>	<b>53</b>	<b>124</b>	<b>112</b>	<b>124</b>

## APPENDIX

### Offense Definitions

The national UCR Program collects and reports crime incident data for the Nation, states, counties, and cities, through NIBRS and the state programs such as WVIBR. Essential to the maintenance of uniform and consistent data is the utilization of standard definitions of the offenses which are set forth and explained on the following pages.

The definitions, which were developed for NIBRS and WVIBR, are not meant to be used for charging persons with crimes. To the contrary, they are meant to be "receptacles" or "pigeonholes" for reporting crimes that are committed throughout the United States. The purpose for UCR, as developed by law enforcement, is to provide a "common denominator" language which transcends varying local and state laws. State statutes and local ordinances must be very specific in defining crimes so that persons facing prosecution will know the exact charges being placed against them. On the other hand, the definitions used in the NIBRS and WVIBR are generic in order not to exclude varying state and Federal statutes relating to the same type of crime.

Accordingly, the offense definitions in NIBRS are based on the common law definitions found in *Black's Law Dictionary*, as well as those used in the *Uniform Crime Reporting Handbook* and the NCIC Uniform Offense Classifications. Since most state statutes are also based on the common law definitions, even though they may vary as to specifics, most should fit into the corresponding NIBRS and WVIBR offense classifications.

State statute definitions may cross the NIBRS definitions and vice versa. In these cases, the non-conforming offenses should be reported according to their NIBRS offense classifications. For example, some states have "larceny" statutes which are so broadly worded they include the crime of embezzlement. If an embezzlement, as defined in NIBRS, is perpetuated within such a state, it should be reported to the FBI as Embezzlement, not Larceny/Theft, even though the offender is charged locally with larceny.

There are 22 Group "A" crime categories made up of 46 Group "A" offenses. The crime categories are listed below in alphabetical order. Immediately following the name of each category is an indication of whether it involves a "Crime Against Person", "Crime Against Property" or "Crime Against Society." For purposes of this report, violent crimes are murder and nonnegligent manslaughter, forcible sex offenses, assault offenses, kidnapping/abduction and robbery.

#### NIBRS/WVIBR GROUP A OFFENSE DEFINITIONS

##### 1. Arson (Crime Against Property)

**Definition:** *To unlawfully and intentionally damage, or attempt to damage, any real or personal property by fire or incendiary device.*

##### 2. Assault Offense (Crime Against Person)

**Definition:** *An unlawful attack by one person upon another.*

[Note: By definition, there can be no "attempted" assaults, only "completed" assaults.]

###### (a) Aggravated Assault

**Definition:** *An unlawful attack by one person upon another wherein the offender uses a weapon or displays it in a threatening manner, or the victim suffers obvious severe or aggravated bodily injury involving apparent broken bones, loss of teeth, possible internal injury, severe laceration, or loss of consciousness.*

[Note: For purposes of Aggravated Assault reporting, a "weapon" is a commonly known weapon (a gun, knife, club, etc.) or any other item which, although not usually thought of as a weapon,

becomes one when used in a manner that could cause the types of severe bodily injury described in the above definition.

A "severe laceration" is one which should receive medical attention.

A "loss of consciousness" must be the direct result of force inflicted on the victim by the offender.]

## **(b) Simple Assault**

**Definition:** *An unlawful physical attack by one person upon another where neither the offender displays a weapon, nor the victim suffers obvious severe or aggravated bodily injury involving apparent broken bones, loss of teeth, possible internal injury, severe laceration, or loss of consciousness.*

## **(c) Intimidation**

**Definition:** *To unlawfully place another person in reasonable fear of bodily harm through the use of threatening words and/or other conduct, but without displaying a weapon or subjecting the victim to actual physical attack.*

[Note: This offense includes stalking]

## **3. Bribery (Except "Sports Bribery") (Crime Against Property)**

**Definition:** *The offering, giving, receiving, or soliciting of anything of value (i.e., a bribe, gratuity, or kickback) to sway the judgment or action of a person in a position of trust or influence.*

[Note: If the bribery involves changing the outcome of a sporting contest or event, it is reported under Gambling Offenses as Sports Tampering, not Bribery.]

## **4. Burglary/Breaking and Entering (Crime Against Property)**

**Definition:** *The unlawful entry into a building or other structure with intent to commit a felony or theft.*

[Note: An unlawful entry can be made with or without force. Forced entry is where force of any degree or a mechanical contrivance of any kind (e.g., passkey or skeleton key is used to unlawfully enter a building or other structure. An unforced entry is one where the unlawful entry is achieved through an unlocked door or window.]

## **5. Counterfeiting/Forgery (Crime Against Property)**

**Definition:** *The altering, copying, or imitation of something without authority or right, with the intent to deceive or defraud by passing the copy or thing altered or imitated as that which is original or genuine: or the selling, buying, or possession of an altered, copied, or imitated thing with the intent to deceive or defraud.*

## **6. Destruction/Damage/Vandalism of Property (Except "Arson") (Crime Against Property)**

**Definition:** *To willfully or maliciously destroy, damage, deface, or otherwise injure real or personal property without the consent of the owner or the person having custody or control of it.*

[Note: This offense is reported only if the reporting agency deems that substantial injury to property has occurred. This offense includes a broad range of injury to property, i.e., from deliberate, extensive destruction at one extreme to mischievous, less extensive damage to the other extreme. It does not include destruction or damage to property caused by the crime of Arson. Incidental damage (e.g., a forced door, broken window, dynamited safe, etc. resulting from another offense (e.g., Burglary, Assault, Homicide, Larceny, Robbery, etc.) is also reported

in this offense category if the reporting agency deems the amount of damage to be substantial. However, for the crime of Arson, incidental damage resulting from fighting the fire is included as part of the loss caused by burning.]

## **7. Drug/Narcotic Offenses (Except “Driving Under the Influence”) (Crimes Against Society)**

**Definition:** *The violation of the laws prohibiting the production, distribution, and/or use of certain controlled substances and the equipment or devices utilized in their preparation and/or use.*

### **(a) Drug/Narcotic Violation**

**Definition:** *The unlawful cultivation, manufacture, distribution, sale, purchase, use, possession, transportation, or importation of any controlled drug or narcotic substance.*

### **(b) Drug Equipment Violation**

**Definition:** *The unlawful manufacture, sale, purchase, possession, or transportation of equipment or devices utilized in preparing and/or using drugs or narcotics.*

## **8. Embezzlement (Crime Against Property)**

**Definition:** *The unlawful misappropriation by an offender to his/her own use or purpose, of money, property, or some other thing of value entrusted to his/her care, custody, or control.*

## **9. Extortion/Blackmail (Crime Against Property)**

**Definition:** *To unlawfully obtain money, property, or any other thing of value, either tangible or intangible, through the use or threat of force, misuse of authority, threat of criminal prosecution, threat of destruction of reputation or social standing, or through other coercive means.*

## **10. Fraud Offenses (Except “Counterfeiting/Forgery” and “Bad Checks”) (Crimes Against Property)**

**Definition:** *The intentional perversion of the truth for the purpose of inducing another person or other entity in reliance upon it to part with some thing of value or to surrender a legal right.*

### **(a) False Pretenses/Swindle/Confidence Game**

**Definition:** *The intentional misrepresentation of existing fact or condition, or the use of some other deceptive scheme or device, to obtain money, goods, or other things of value.*

### **(b) Credit Card/Automatic Teller Machine Fraud**

**Definition:** *The unlawful use of a credit (or debit) card or automatic teller machine for fraudulent purposes.*

### **(c) Impersonation**

**Definition:** *Falsely representing one's identity or position and acting in the character or position thus unlawfully assumed, to deceive others and thereby gain profit or*

*advantage, enjoy some right or privilege, or subject another person or entity to an expense, charge, or liability which would not have otherwise been incurred.*

**(d) Welfare Fraud**

**Definition:** *The use of deceitful statements, practices, or devices to unlawfully obtain welfare benefits.*

**(e) Wire Fraud**

**Definition:** *The use of an electric or electronic communications facility to intentionally transmit a false and/or deceptive message in furtherance of a fraudulent activity.*

**11. Gambling Offenses (Crimes Against Society)**

**Definition:** *To unlawfully bet or wager money or something else of value; assist, promote, or operate a game of chance for money or some other stake; possess or transmit wagering information; manufacture, sell, purchase, possess, or transport gambling equipment, devices, or goods; or tamper with the outcome of a sporting event or contest to win a gambling advantage.*

**(a) Betting/Wagering**

**Definition:** *To unlawfully stake money or something else of value on the happening of an uncertain event or on the ascertainment of a fact in dispute.*

**(b) Operating/Promoting/Assisting Gambling**

**Definition:** *To unlawfully operate, promote, or assist in the operation of a game of chance, lottery, or other gambling activity.*

[Note: This offense includes bookmaking, numbers running, transmitting wagering information, etc.]

**(c) Gambling Equipment Violations**

**Definition:** *To unlawfully manufacture, sell, buy, possess, or transport equipment, devices, and/or goods, used for gambling purposes.*

**(d) Sports Tampering**

**Definition:** *To unlawfully alter, meddle in, or otherwise interfere with a sporting contest or event for the purpose of gaining a gambling advantage.*

[Note: This offense includes engaging in bribery for gambling purposes. For example, if a jockey was bribed to lose a horse race, it would be reported as Sports Tampering, not Bribery.]

**12. Homicide Offenses (Crimes Against Persons)**

**Definition:** *The killing of one human being by another.*

**(a) Murder and Nonnegligent Manslaughter**

**Definition:** *The willful (nonnegligent) killing of one human being by another.*

[Note: "Assault to Murder" and "Attempted Murder" are reported as Aggravated Assault.]

**(b) Negligent Manslaughter**

**Definition:** *The killing of another person through negligence.*

**(c) Justifiable Homicide (not a crime)**

**Definition:** *The killing of a perpetrator of a serious criminal offense by a peace officer in the line of duty; or the killing, during the commission of a serious criminal offense, of the perpetrator by a private individual.*

[Note: A "serious criminal offense" is a felony or high misdemeanor. The crime that was being committed when the justifiable homicide took place must be reported as a separate incident, therefore, justifiable homicide cases involve two incidents rather than one.]

**13. Kidnaping/Abduction (Crime Against Person)**

**Definition:** *The unlawful seizure, transport, and/or detention of a person against his/her will, or of a minor without the consent of his/her custodial parent(s) or legal guardian.*

[Note: Kidnaping/Abduction includes hostage-taking.]

**14. Larceny/Theft (Crime Against Property)**

**Definition:** *The unlawful taking, carrying, leading, or riding away of property from the possession, or constructive possession, of another person.*

**(a) Pocket-picking**

**Definition:** *The theft of articles from another person's physical possession by stealth where the victim usually does not become immediately aware of the theft.*

**(b) Purse-snatching**

**Definition:** *The grabbing or snatching of a purse, handbag, etc., from the physical possession of another person.*

[Note: If more force is used than is actually necessary to snatch the purse from the grasp of the person, or if the victim resists the theft in any way, then a strong-arm Robbery occurred, rather than Purse-snatching.]

**(c) Shoplifting**

**Definition:** *The theft, by someone other than an employee of the victim, of goods or merchandise exposed for sale.*

**(d) Theft From Building**

**Definition:** *A theft from within a building which is either open to the general public or where the offender has legal access.*

**(e) Theft From Coin-Operated Machine or Device**

**Definition:** *A theft from a machine or device which is operated or activated by the use of coins.*

**(f) Theft From Motor Vehicle**

**Definition:** *The theft of articles from a motor vehicle, whether locked or unlocked.*

### (g) Theft of Motor Vehicle Part or Accessories

**Definition:** *The theft of any part or accessory affixed to the interior or exterior of a motor vehicle in a manner in which would make the item an attachment of the vehicle or necessary for its operation.*

### (h) All Other Larceny

**Definition:** *All thefts which do not fit in any of the definition of the specific subcategories of Larceny/Theft listed above.*

[Note: This subcategory includes thefts from fenced enclosures, boats and airplanes. Thefts of animals, lawn mowers, lawn furniture, hand tools and farm and construction equipment are also included where no break-in of a structure was involved.]

## 15. Motor Vehicle Theft (Crime Against Property)

**Definition:** *The theft of a motor vehicle.*

[**Note:** A "motor vehicle" is defined for UCR purposes as a self-propelled vehicle that runs on land surface and not on rails and which fits in one of the following property descriptions: One offense is counted for each vehicle stolen.]

- **Automobiles**-Sedans, coupes, station wagons, convertibles, taxicabs, or other similar motor vehicles which serve the primary purpose of transporting people.
- **Buses**-Motor vehicles which are specifically designed (but not necessarily used) to transport groups of people on a commercial basis.
- **Recreational Vehicles**-Motor vehicles which are specifically designed (but not necessarily used) to transport people and also provide them temporary lodging for recreational purposes.
- **Trucks**-Motor vehicles which are specifically designed (but not necessarily used) to transport cargo on a commercial basis.
- **Other Motor Vehicles**-Any other motor vehicles (e.g., motorcycles, motor scooters, trail bikes, ATV's, mopeds, snowmobiles, golf carts) whose primary purpose is to transport people.

## 16. Pornography/Obscene Material (Crime Against Society)

**Definition:** *The violation of laws or ordinances prohibiting the manufacture, publishing, sale, purchase, or possession of sexually explicit material, e.g., literature, photographs, etc.*

## 17. Prostitution Offenses (Crimes Against Society)

**Definition:** *To unlawfully engage in or promote sexual activities for profit.*

### (a) Prostitution

**Definition:** *To unlawfully engage in sexual relations for profit.*

[Note: This offense includes prostitution by both males and females.]

### (b) Assisting or Promoting Prostitution

**Definition:** *To solicit customers or transport persons for prostitution purposes; to own, manufacture, or operate a dwelling or other establishment for the purpose of providing a place where prostitution is performed; or to otherwise assist or promote prostitution.*

## 18. Robbery (Crime Against Property)

**Definition:** *The taking or attempting to take, anything of value under confrontational circumstances from the control, custody, or care of another person by force or threat of force or violence and/or by putting the victim in fear of immediate harm.*

[Note: Because some type of assault is an element of the crime of Robbery, an assault is not reported as a separate crime as long as it was performed in furtherance of the robbery. However, if the injury results in death, a Homicide Offense is reported. The “victims” of a robbery include not only the persons or other entities (businesses, financial institutions, etc.) from whom the property was taken (or attempted to be taken), but also those persons toward whom the robber(s) directed force or threat of force in perpetrating the offense. Therefore, although the primary victim in a bank robbery would be the “Financial Institution”, the teller toward whom the robber pointed a gun and made a demand is also reported as a victim.

## 19. Sex Offenses, Forcible (Crimes Against Persons)

**Definition:** *Any sexual act directed against another person, either male or female, forcibly and/or against that person's will; or not forcibly or against that person's will where the victim is incapable of giving consent.*

### (a) Forcible Rape (Except “Statutory Rape”)

**Definition:** *The carnal knowledge of a person forcibly, either male or female and/or against that person's will; or not forcibly or against that person's will where the victim is incapable of giving consent because of his/her temporary or permanent mental or physical incapacity.*

[Note: If force was used or threatened, the crime is classified as Forcible Rape regardless of the age of the victim or the relationship to the offender. If force was used or threatened and the victim was under the statutory age of consent or related to the offender within the degrees where marriage is prohibited, the crime is classified as Statutory Rape or Incest, respectively. Temporary mental or physical incapacity includes drug facilitated sexual assaults.]

### (b) Forcible Sodomy

**Definition:** *Oral or anal sexual intercourse with another person, either male or female, forcibly and/or against that person's will; or not forcibly and/or against that person's will where the victim is incapable of giving his/her consent because of his/her youth or because of his/her temporary or permanent mental or physical incapacity.*

### (c) Sexual Assault With An Object

**Definition:** *To use an object or instrument to unlawfully, penetrate, however slightly, the genital or anal opening of the body of another person (either male or female) forcibly and/or against his/her will; or not forcibly and/or against his/her will where the victim is incapable of giving his/her consent because of his/her youth or because of his/her temporary or permanent mental or physical incapacity.*

[Note: An “object” or “instrument” is anything used by the offender other than the offender's genitalia. Examples are a finger, bottle, handgun, stick, etc.]

### (d) Forcible Fondling

**Definition:** *The touching of the private body parts of another person, either male or female, for the purpose of sexual gratification, forcibly and/or against that person's will; or not forcibly and/or against that person's will where the victim is incapable of giving consent because of his/her youth or because of his/her temporary or permanent mental or physical incapacity.*



[Note: Forcible fondling includes "indecent liberties" and "child molesting". Because Forcible Fondling is an element of Forcible Rape, Forcible Sodomy, and Sexual Assault With An Object, it should be reported only if it is the sole forcible sex offense committed against the victim.]

## 20. Sex Offenses, Nonforcible (Except "Prostitution Offenses") (Crimes Against Persons)

**Definition:** *Unlawful, nonforcible sexual intercourse.*

### (a) Incest

**Definition:** *Nonforcible sexual intercourse between persons who are related to each other within the degrees wherein marriage is prohibited by law.*

### (b) Statutory Rape

**Definition:** *Nonforcible sexual intercourse with a person who is under the statutory age of consent.*

[Note: If force was used or threatened or the victim was incapable of giving consent because of his/her youth or mental impairment, either temporary or permanent, the offense should be classified as Forcible Rape, not Statutory Rape.]

## 21. Stolen Property Offenses (Crimes Against Property)

**Definition:** *Receiving, buying, selling, possessing, concealing, or transporting any property with the knowledge that it has been unlawfully taken, as by burglary, embezzlement, fraud, larceny, robbery, etc. Examples include receiving or transferring stolen goods, receiving or dispensing of property stolen in another state.@*

## 22. Weapon Law Violations (Crimes Against Society)

**Definition:** *The violation of laws or ordinances prohibiting the manufacture, sale, purchase, transportation, possession, concealment, or use of firearms, cutting instruments, explosives, incendiary devices, or other deadly weapons.*

## GROUP B OFFENSES

There are 11 Group B offense categories and they encompass all of the crimes which are not Group A offenses, with the exception of most traffic offenses. Only arrestee data (or Group B Arrest Reports) need to be reported for Group B Crimes.

### Bad Checks

**Definition:** *Knowingly and intentionally writing and/or negotiating checks drawn against insufficient or nonexistent funds.*

### Curfew/Loitering/Vagrancy Violations

**Definition:** *The violation of a court order, regulation, ordinance, or law requiring the withdrawal of persons from the streets or other specified areas; prohibiting persons from remaining in an area or place in an idle or aimless manner; or prohibiting persons from going from place to place without visible means of support.*

## **Disorderly Conduct**

**Definition:** *Any behavior that tends to disturb the public peace or decorum, scandalize the community, or shock the public sense of morality.*

## **Diving Under the Influence**

**Definition:** *Driving or operating a motor vehicle or common carrier while mentally or physically impaired as the result of consuming an alcoholic beverage or using a drug or narcotic.*

## **Drunkenness**

**Definition:** *To drink alcoholic beverages to the extent that one's mental faculties and physical coordination are subsequently impaired.*

## **Family Offenses**

**Definition:** *Unlawful, nonviolent acts by a family member (or legal guardian) which threaten the physical, mental, or economic well-being or morals of another family member and which are not classified as other offenses, such as Assault, Incest, Statutory Rape, etc.*

## **Liquor Law Violations**

**Definition:** *The violation of laws or ordinances prohibiting the manufacture, sale, purchase, transportation, possession, or use of alcoholic beverages.*

## **Peeping Tom**

**Definition:** *To secretly look through a window, doorway, keyhole, or other aperture for the purpose of voyeurism.*

## **Runaway**

**Definition:** *A person under the age of 18 years of age who has left home without the permission of his/her parent(s) or legal guardian.*

## **Trespass of Real Property**

**Definition:** *To unlawfully enter land, a dwelling, or other real property.*

## **All Other Offenses**

**Definition:** *All crimes which are not Group A offenses and not included in one of the specifically named Group B crime categories listed above.*