

# Crime in West Virginia

2002



31st Edition

BOB WISE  
Governor

COLONEL H. E. HILL, JR.  
Superintendent



STATE OF WEST VIRGINIA  
OFFICE OF THE GOVERNOR  
CHARLESTON 25305

Bob Wise  
GOVERNOR

## GREETINGS FROM THE GOVERNOR

We are truly blessed in this state, as evidenced with our wonderful resources and our wonderful citizenry. Our continuously low crime rate reflects on these blessings. But, we are always striving to protect our citizens in the best way possible, even in the area of crime reporting by our law enforcement agencies.

West Virginia has been in the forefront in the enhancement of Uniform Crime Reporting (UCR) by adopting the FBI's new reporting system, National Incident Based Reporting System (NIBRS), and developing the state specific West Virginia Incident Based Reporting (WV-IBR) System. It was one of the first states to be NIBRS certified by the FBI and one of the few states to become a 100% IBR state.

This IBR system provides a new and indispensable tool in the war against crime; one that produces more detailed, accurate and meaningful data than was available under the traditional UCR Program (summary based). The new system supplies information on more offenses than was ever available in the past. It also provides information about victims and offenders, or whether drugs or alcohol were used, and what types of weapons were involved. This 31st edition of Crime in West Virginia utilizes the new system to fully illustrate what type of crime is actually occurring in our State.

I also wish to express my great appreciation to our state law enforcement's community. The increased number of reporting agencies and the increased volume of crime reporting emphasizes how law enforcement is committed to this project. It is because of their contribution that this publication and this valuable tool of IBR are possible.

Sincerely,

A handwritten signature in blue ink that reads "Bob Wise".

Bob Wise  
Governor



West Virginia State Police  
725 Jefferson Road  
South Charleston, West Virginia 25309-1698  
Executive Office

Bob Wise  
Governor

Colonel H. E. Hill, Jr.  
Superintendent

The Honorable Bob Wise  
Governor of West Virginia  
State Capitol Building  
Charleston, West Virginia 25305

Dear Governor Wise:

Pursuant to Chapter 15, Article 2, Section 24 of the code of West Virginia, I am very pleased to submit to you the thirty -first annual report on Crime in West Virginia.

As of 1999, West Virginia has been 100% IBR compliant; one of only a few states that can claim this distinction. The format of this report differs greatly from pre 1999 publications so that the enhanced abilities of IBR can be thoroughly utilized and illustrated.

You will find that this report includes information on victims and perpetrators that had never been available in the past, plus information on more offenses than had previously been reported.

This edition is also a "paperless" publication. It is only available in electronic format, thus saving the state the cost of printing and bulk mailing. It also allows us to take advantage of today's innovative technology. It will be accessible on the State Police website;  
[www.wvstatepolice.com/ucr/ucr.htm](http://www.wvstatepolice.com/ucr/ucr.htm).

As always, we are very much in debt to our contributors; West Virginia's law enforcement agencies and their individual officers. Without their participation and eagerness to embrace technological advances, this publication, as well as the reporting system itself, would not be possible.

Sincerely yours,

A handwritten signature in black ink, appearing to read "H. E. Hill, Jr." with a stylized flourish at the end.

COLONEL H. E. HILL, JR.  
SUPERINTENDENT

# TABLE OF CONTENTS (2002)

Introductory Letter	
Letter of Transmittal	
Table of Contents	
Foreword.....	1
Introduction.....	2
Collection Design	
Implementation	
Participation	
Methodology.....	5
Crime Rate.....	6
Section I.....	137
Number of Incidents, Offenses, Persons Victimized and Known Offenders... 138	
Number of Incidents, Offenses, Persons Victimized and Known Offenders (Crime against Persons) (Table).....	160
Number of Incidents, Offenses, Persons Victimized and Known Offenders (Crime against Property) (Table).....	161
Number of Incidents, Offenses, Persons Victimized and Known Offenders (Crime against Society) (Table).....	162
Incidents.....	163
Number of Incidents by Time of Day (Chart).....	163
Number of Incidents by Time of Day (Table).....	164
Offenses by Exceptional Clearance.....	165
Exceptional Clearance Basis (Chart).....	165
Offenses by Exceptional Clearance (Table).....	165
Offenses.....	167
Number and Percent of Offenses Completed and Attempted (Table).....	167
Percent Distribution of Location by Type of Crime (Table).....	168
Number of Offenses by Weapons, Selected Offenses (Table).....	169
Victims.....	170
Number of Victims by Type (Table).....	170
Number of Violent Crime Victims by Age, Sex and Race (Table).....	173
Number of Persons Victimized by Offenses and Resident Status (Table).....	175
Property.....	176
Value of Property Loss Due to Criminal Action, Property Type (Table).....	177
Value of Property Recovered or Seized by Law Enforcement Agencies, Property Type (Table).....	178
Offenders.....	179
Number of Known Offenders per Incident (Table).....	179
Offender Race versus Victim Race, Violent Crime (Table).....	181
Arrestees	
Number of Persons Arrested: Types of Weapons Possessed, Offenses (Table).....	182
Group "B" Arrestee Count and Offenses (Table).....	185
Section II – Jurisdictional Reporting.....	186
Number of Criminal Incidents, Offenses, Persons Victimized and Offenders Known to Law Enforcement (Table).....	187
Age and Sex of Victims Known to Law Enforcement, Crimes Against Persons and Property (Table).....	209

Age and Sex of Offenders Known to Law Enforcement, Crimes Against Persons and Property (Table).....	273
Offenses (Group “A”) by Agency (Table).....	309
Arrests (Group “A” and “B”) by Agency (Table).....	569
Section III – Special Reports.....	689
Seized Drug Report Summary (Table).....	690
Domestic Violence	
Domestic Violence.....	693
Offenses and Time of Day (Table).....	694
Offenses and Incident Month (Table).....	695
Offenses and Victim to Offender Relationships (Table).....	696
Victim/Offender Relationship and Weapon Used During Offense (Table).....	698
Victim Offense/Age and Characteristics (Table).....	700
Domestic Violence by Agency (Table).....	705
Sexual Assault	
Sexual Assault.....	724
Adult versus Juvenile Offenders.....	725
Offenders Reported and Arrested (Chart).....	725
Adult versus Juvenile Victims (Table).....	726
Offender Relationship – Adult vs. Juvenile (Table).....	727
Victim’s Relationship to Offender (Chart).....	728
Location (Chart).....	729
Weapons Used (Chart).....	730
Hate/Bias Crimes	
Hate/Bias Crimes.....	731
Agencies Reporting Hate Crimes by Bias Motivation (Table).....	732
Location of Hate Crime Incidents by Bias Motivation (Table).....	733
Number of Incidents by Bias Motivation and Type of Offense (Table).....	735
Incidents, Offenses, Known Offenders and Victims by Bias Motivation (Table).....	738
Appendix	
Offense Definitions.....	739

# FOREWORD

Over a decade ago, the National Incident-Based Reporting System (NIBRS) was developed as the “new” Uniform Crime Reporting (UCR) Program. Since that time, the agencies whose data appear in this publication have made the transition to the “new” system, leading the way to more relevant, flexible and reliable criminal justice statistics for the state as well as the nation. In many instances, the transitions were difficult and placed a strain on already tight information management resources. The presentations in this document represent the results of that extraordinary effort.

NIBRS and its state equivalent, West Virginia Incident-Based Reporting (WV-IBR), were developed to provide more and better information about crime. The presentations in this document illustrate only the barest potential of the system. As participation grows throughout the law enforcement community, so will the utility of the data and the ability to do complex analysis on a wide array of criminal justice issues. That ability will bring with it an understanding of crime never before possible. For taking the first steps toward making NIBRS and WV-IBR a reality, the chiefs, sheriffs, superintendents and directors of the law enforcement agencies are to be commended. They are leaders not only with vision, but with the commitment to continue law enforcement’s advancement in all areas of information technology. Field officers that had to adapt to new reporting forms and procedures are also to be commended, as they are the true source of the information contained in this annual report.

# INTRODUCTION

The National Incident-Based Reporting System, or NIBRS, was developed in response to law enforcement's call for more and better crime statistics. The Uniform Crime Reporting (UCR) Program had served law enforcement well since 1930, but the advent of computers, coupled with the evolution in the nature of criminality in the Nation and State, resulted in a need for modernization. The FBI, with support and funding from the Bureau of Justice Statistics, undertook the redesign process, and in 1989 after years of study and testing, launched NIBRS or the new UCR. States soon began implementing the new system that collects incident-based data as opposed to summary counts and addresses a wide array of offenses and details about crime and its nature.

West Virginia responded to need to modernize crime reporting by converting from the summary based collection system to an incident-based reporting (IBR) system. The state program is known as West Virginia Incident-Based Reporting (WV-IBR). This effort was greatly aided by funding from the US Bureau of Justice Statistics and the WV Division of Criminal Justice Services (WVDCJS). In September of 1998, West Virginia became the sixteenth state to receive NIBRS certification by the FBI. Currently, only 18 states have achieved this certification. As of January 1, 1999, West Virginia fully committed to IBR by only accepting data in the WV-IBR format. Full conversion and adjustment to the new system is still ongoing.

## **Collection Design**

NIBRS and WV-IBR collects information on each single incident and arrest within 22 crime categories composed of 46 offense types (known as Group A offenses). For each occurrence known to the police within these categories, incident, offense, victim property, offender and arrestee information is sent first to the state UCR program, where it is reviewed before being forwarded to the FBI and the WV Statistical Analysis Center (SAC).

Most of the general concepts for collecting, scoring and reporting UCR data are retained in NIBRS. Unlike the historical UCR system under which data were summarized monthly, NIBRS data are sent incident by incident, or disaggregated, lending great flexibility in terms of data compilation and analysis. The design of NIBRS allows extraction of information formerly collected through the summarized system to maintain the integrity of summary UCR's long-running statistical series on crime.

## **Implementation**

NIBRS is designed to be a byproduct of a modern automated law enforcement law enforcement information system. It is incident-based, *as are law enforcement records*. Because NIBRS solicits considerably more detail about each criminal incident than did summary UCR, it is necessary, however that automated records systems be established or modified to extract the needed information from police records at the local level. These local agency systems must meet both NIBRS and the state-specific requirements (WV-IBR) that address state-level criminal justice issues.

Before a local agency begins submitting data to WV-IBR and the FBI, the agency must demonstrate its ability to meet NIBRS and WV-IBR reporting requirements. All agencies whose data appear in this document have successfully demonstrated that their record systems are capable of producing reliable crime information in the NIBRS and WV-IBR format.

## **Participation**

For various reasons, not all agencies were able or willing to submit any data in 2002. Those agencies are as follows:

### **Sheriff Departments:**

Doddridge County  
Hancock County  
Webster County

### **Police Departments:**

Whitesville PD	laeger PD
Gassaway PD	Monongah PD
Clay PD	Farmington PD
Bayard PD	Worthington PD
Quinwood PD	Barrackville PD
Chester PD	McMechen PD
Anmoore PD	Ridgeley PD
Shepherdstown PD	Kermit PD
Ranson PD	Delbarton PD
Harpers Ferry PD	Alderson PD
St Albans PD	Berkeley Springs PD
Cedar Grove PD	Paw Paw PD
Jefferson PD	Wheeling PD
Mitchell Heights PD	Triadelphia PD
Anawalt PD	Bethlehem PD
Gary PD	West Liberty PD
Kimball PD	Clearview PD



Masontown PD  
Reedsville PD  
Albright PD  
Poca PD  
Mabscott PD  
Harrisville PD  
Pennsboro PD

Parsons PD  
Thomas PD  
Webster Springs PD  
Hundred PD

Several agencies reported only 6 months of data or less. Those agencies are as follows:

**Sheriff Departments:**

Calhoun County  
Hardy County  
Lincoln County  
Logan County  
Ohio County  
Pendleton County

**Police Departments:**

Sylvester PD  
Sutton PD  
Burnsville PD  
Bethany PD  
Grantsville PD  
Ansted PD  
Oak Hill PD  
Gauley Bridge PD  
Glenville State College  
Petersburg PD  
Lumberport PD  
West Milford PD  
Charles Town PD  
Belle PD  
South Charleston PD  
Glasgow PD  
Handley PD  
Hamlin PD  
Davy PD  
Bradshaw PD  
Rivesville PD  
Fairview PD  
Grant Town PD

Mason PD  
Henderson PD  
Hartford PD  
Athens PD  
Matoaka PD  
Bramwell PD  
Gilbert PD  
Matewan PD  
Granville PD  
Richwood PD  
Kingwood PD  
Rowlesburg PD  
Winfield PD  
Eleanor PD  
Sophia PD  
Rhodell PD  
Sistersville PD  
Ceredo PD  
Cameron PD

# METHODOLOGY

Tables and narrative comments addressing the volume and types of criminal incidents reported to WV-IBR and the FBI in 2002 are presented throughout this document.

Criminal incidents in NIBRS are classified as crimes against persons, crimes against property and crimes against society.<sup>1</sup> Incidents can involve more than one offense, victim or offender. For counting purposes, one offense is counted for each victim of *crimes against persons* (assault offenses, homicide offenses, kidnapping/abduction, and sex offenses, forcible and non-forcible). Regardless of the number of victims, one offense is counted for each distinct incident of *crimes against property* (bribery, burglary/breaking and entering, counterfeiting/forgery, destruction/damage/vandalism of property, embezzlement, extortion/blackmail, fraud offenses, larceny/theft offenses, motor vehicle theft, robbery, stolen property offenses) and *crimes against society* (drug/narcotic offenses, gambling offenses, pornography/obscene material, prostitution offenses and weapon law violations). Violent crimes are murder, forcible sex offenses, assault offenses, kidnapping/abduction and robbery. Robbery is a violent crime against property as it involves force or threat of force but its objective is to obtain money or property.

While “counting” in summary UCR was for the most part straight forward, NIBRS introduces a myriad of data aggregation or “counting” possibilities. In this document, the principles outlined in “Methods for Understanding and Analyzing NIBRS Data<sup>2</sup>” were followed. The “unit of count” varies from table to table, or even by column within tables. Explanatory notes accompany each table to clarify the method of aggregation.

IBR data are collected for 22 crime categories composed of 46 specific offenses (known as Group A offenses). For each offense known to police within these categories, incident, victim, property, offender and arrest information is gathered.

Section I contains tables showing the totals for law enforcement agencies participating in WV-IBR. These agencies represented 1,692,695 (94%) West Virginia inhabitants and reported a total of 78,269 criminal incidents to the state UCR program in 2002.

---

<sup>1</sup> See Appendix 1 for offense definitions.

<sup>2</sup> Yoshio Akiyama and James Nolan, “Methods for Understanding and Analyzing NIBRS Data,” *Journal of Quantitative Criminology*, June 1999

# Crime Rate

## 2002

### Barbour

#### Barbour Co SO

<u>Offense</u>	<u>Offense</u>	<u>Crime Rate (per 1,000 persons)</u>
Aggravated Assault	2	0.18
Burglary/Breaking & Entering	4	0.37
Counterfeiting/Forgery	2	0.18
Destruction/Damage/Vandalis	4	0.37
Drug/Narcotic Violations	2	0.18
Intimidation	1	0.09
Motor Vehicle Theft	1	0.09
Robbery	1	0.09
Simple Assault	4	0.37
Theft From Building	1	0.09
Theft From Motor Vehicle	1	0.09
Theft of Motor Vehicle Parts/A	1	0.09

	<u>Index Offense Count</u>	<u>Crime Rate</u>	<u>Population</u>
Barbour Co SO	11	1.01	10,861

#### Belington PD

<u>Offense</u>	<u>Offense</u>	<u>Crime Rate (per 1,000 persons)</u>
Aggravated Assault	1	0.56
Destruction/Damage/Vandalis	1	0.56
Drug/Narcotic Violations	1	0.56
Intimidation	1	0.56
Simple Assault	6	3.37
Theft From Building	1	0.56

	<u>Index Offense Count</u>	<u>Crime Rate</u>	<u>Population</u>
Belington PD	2	1.12	1,782

#### DNR - 1 - Barbour

<u>Offense</u>	<u>Offense</u>	<u>Crime Rate (per 1,000 persons)</u>
False Pretenses/Swindle/Cont	1	N/A
Weapon Law Violations	4	N/A

	<u>Index Offense Count</u>	<u>Crime Rate</u>	<u>Population</u>
DNR - 1 - Barbour	0		

#### Philippi PD

<u>Offense</u>	<u>Offense</u>	<u>Crime Rate (per 1,000 persons)</u>
----------------	----------------	---------------------------------------

Aggravated Assault	7	2.45
Burglary/Breaking & Entering	19	6.65
Counterfeiting/Forgery	6	2.10
Destruction/Damage/Vandalis	30	10.49
Drug/Narcotic Violations	5	1.75
False Pretenses/Swindle/Cont	1	0.35
Intimidation	5	1.75
Motor Vehicle Theft	5	1.75
Purse-snatching	1	0.35
Shoplifting	5	1.75
Simple Assault	30	10.49
Theft From Building	16	5.60
Theft From Motor Vehicle	5	1.75

	<u>Index Offense Count</u>	<u>Crime Rate</u>	<u>Population</u>
Philippi PD	58	20.29	2,859

### Philippi SP

<u>Offense</u>	<u>Offense</u>	<u>Crime Rate (per 1,000 persons)</u>
Aggravated Assault	7	N/A
All Other Larceny	7	N/A
Arson	1	N/A
Burglary/Breaking & Entering	16	N/A
Counterfeiting/Forgery	9	N/A
Credit Card/Automatic Teller I	1	N/A
Destruction/Damage/Vandalis	38	N/A
Drug Equipment Violations	3	N/A
Drug/Narcotic Violations	10	N/A
Embezzlement	1	N/A
False Pretenses/Swindle/Cont	1	N/A
Forcible Fondling	4	N/A
Forcible Rape	5	N/A
Incest	1	N/A
Intimidation	6	N/A
Kidnaping/Abduction	1	N/A
Motor Vehicle Theft	4	N/A
Murder and Nonnegligent Mar	2	N/A
Simple Assault	28	N/A
Stolen Property Offenses	1	N/A
Theft From Building	5	N/A
Theft From Motor Vehicle	5	N/A
Theft of Motor Vehicle Parts/A	11	N/A
Weapon Law Violations	3	N/A

	<u>Index Offense Count</u>	<u>Crime Rate</u>	<u>Population</u>
Philippi SP	62		

# Barbour

<u>Index Offense</u>	<u>Crime Rate</u>	<u>Population</u>
133	8.58	15,502

# Berkeley

## Berkeley Co SO

<u>Offense</u>	<u>Offense</u>	<u>Crime Rate (per 1,000 persons)</u>
Aggravated Assault	7	0.12
All Other Larceny	218	3.59
Burglary/Breaking & Entering	94	1.55
Counterfeiting/Forgery	4	0.07
Destruction/Damage/Vandalis	75	1.24
False Pretenses/Swindle/Cont	2	0.03
Forcible Rape	1	0.02
Forcible Sodomy	1	0.02
Intimidation	12	0.20
Motor Vehicle Theft	3	0.05
Pocket-picking	2	0.03
Purse-snatching	3	0.05
Robbery	7	0.12
Sexual Assault With An Objec	1	0.02
Shoplifting	17	0.28
Simple Assault	43	0.71
Theft From Building	22	0.36
Theft From Coin Operated Ma	5	0.08
Theft From Motor Vehicle	25	0.41
Theft of Motor Vehicle Parts/A	19	0.31
Weapon Law Violations	1	0.02

	<u>Index Offense Count</u>	<u>Crime Rate</u>	<u>Population</u>
Berkeley Co SO	423	6.97	60,716

## DNR - 2 - Berkeley

<u>Offense</u>	<u>Offense</u>	<u>Crime Rate (per 1,000 persons)</u>
Drug/Narcotic Violations	4	N/A
Weapon Law Violations	3	N/A

	<u>Index Offense Count</u>	<u>Crime Rate</u>	<u>Population</u>
DNR - 2 - Berkeley	0		

## Martinsburg PD

<u>Offense</u>	<u>Offense</u>	<u>Crime Rate (per 1,000 persons)</u>
Aggravated Assault	68	4.56
All Other Larceny	329	22.05
Arson	8	0.54
Burglary/Breaking & Entering	177	11.86
Counterfeiting/Forgery	73	4.89
Credit Card/Automatic Teller I	13	0.87

Destruction/Damage/Vandalis	264	17.70
Drug Equipment Violations	1	0.07
Drug/Narcotic Violations	107	7.17
Embezzlement	23	1.54
False Pretenses/Swindle/Cont	38	2.55
Forcible Fondling	10	0.67
Forcible Rape	2	0.13
Forcible Sodomy	4	0.27
Intimidation	49	3.28
Motor Vehicle Theft	79	5.30
Pornography/Obscene Materi:	4	0.27
Robbery	32	2.15
Shoplifting	277	18.57
Simple Assault	318	21.32
Statutory Rape	4	0.27
Stolen Property Offenses	22	1.47
Theft From Building	3	0.20
Theft From Motor Vehicle	229	15.35
Weapon Law Violations	17	1.14

	<u>Index</u>	<u>Offense Count</u>	<u>Crime Rate</u>	<u>Population</u>
Martinsburg PD		1,196	80.17	14,918

## Martinsburg SP

<u>Offense</u>	<u>Offense</u>	<u>Crime Rate (per 1,000 persons)</u>
Aggravated Assault	85	N/A
All Other Larceny	71	N/A
Arson	6	N/A
Burglary/Breaking & Entering	233	N/A
Counterfeiting/Forgery	61	N/A
Credit Card/Automatic Teller I	5	N/A
Destruction/Damage/Vandalis	261	N/A
Drug/Narcotic Violations	74	N/A
Embezzlement	6	N/A
False Pretenses/Swindle/Cont	24	N/A
Forcible Fondling	19	N/A
Forcible Rape	7	N/A
Forcible Sodomy	3	N/A
Impersonation	9	N/A
Intimidation	51	N/A
Kidnaping/Abduction	4	N/A
Motor Vehicle Theft	96	N/A
Murder and Nonnegligent Mar	2	N/A
Pornography/Obscene Materi:	1	N/A
Robbery	12	N/A
Sexual Assault With An Objec	7	N/A
Shoplifting	6	N/A
Simple Assault	263	N/A

Statutory Rape	4	N/A
Stolen Property Offenses	14	N/A
Theft From Building	118	N/A
Theft From Coin Operated Ma	2	N/A
Theft From Motor Vehicle	98	N/A
Theft of Motor Vehicle Parts/A	146	N/A
Weapon Law Violations	15	N/A

	<u>Index Offense Count</u>	<u>Crime Rate</u>	<u>Population</u>
Martinsburg SP	876		

### tf EASTERN PANHANDLE DRUG & VIO

<u>Offense</u>	<u>Offense</u>	<u>Crime Rate (per 1,000 persons)</u>
Drug/Narcotic Violations	1	N/A

	<u>Index Offense Count</u>	<u>Crime Rate</u>	<u>Population</u>
tf EASTERN PANHANDLE DRUG & VIC	0		

<b>BERKELEY</b>	<u>Index Offense</u>	<u>Crime Rate</u>	<u>Population</u>
	2,495	32.99	75,634

## Boone

### Boone Co SO

<u>Offense</u>	<u>Offense</u>	<u>Crime Rate (per 1,000 persons)</u>
Aggravated Assault	9	0.41
All Other Larceny	13	0.60
Burglary/Breaking & Entering	17	0.78
Destruction/Damage/Vandalis	21	0.97
Forcible Fondling	1	0.05
Intimidation	10	0.46
Motor Vehicle Theft	9	0.41
Sexual Assault With An Objec	3	0.14
Shoplifting	2	0.09
Simple Assault	28	1.29
Theft From Motor Vehicle	3	0.14
Theft of Motor Vehicle Parts/A	1	0.05

	<u>Index Offense Count</u>	<u>Crime Rate</u>	<u>Population</u>
Boone Co SO	54	2.49	21,711

### Danville PD

<u>Offense</u>	<u>Offense</u>	<u>Crime Rate (per 1,000 persons)</u>
Aggravated Assault	2	3.65
All Other Larceny	4	7.30
Burglary/Breaking & Entering	3	5.47
Destruction/Damage/Vandalis	15	27.37
Drug/Narcotic Violations	3	5.47
Embezzlement	1	1.82
Intimidation	3	5.47

Motor Vehicle Theft	1	1.82
Purse-snatching	1	1.82
Shoplifting	8	14.60
Simple Assault	19	34.67
Theft From Building	6	10.95
Theft From Motor Vehicle	3	5.47

	<u>Index Offense Count</u>	<u>Crime Rate</u>	<u>Population</u>
Danville PD	28	51.09	548

## Danville SP

<u>Offense</u>	<u>Offense</u>	<u>Crime Rate (per 1,000 persons)</u>
Aggravated Assault	2	N/A
All Other Larceny	48	N/A
Burglary/Breaking & Entering	29	N/A
Counterfeiting/Forgery	5	N/A
Credit Card/Automatic Teller I	1	N/A
Destruction/Damage/Vandalis	64	N/A
Drug/Narcotic Violations	24	N/A
Embezzlement	1	N/A
False Pretenses/Swindle/Cont	4	N/A
Forcible Fondling	2	N/A
Forcible Rape	1	N/A
Intimidation	6	N/A
Motor Vehicle Theft	14	N/A
Robbery	1	N/A
Shoplifting	6	N/A
Simple Assault	78	N/A
Statutory Rape	3	N/A
Theft From Building	4	N/A
Theft From Coin Operated Ma	1	N/A
Theft From Motor Vehicle	6	N/A
Theft of Motor Vehicle Parts/A	41	N/A
Weapon Law Violations	4	N/A

	<u>Index Offense Count</u>	<u>Crime Rate</u>	<u>Population</u>
Danville SP	153		

## FIRE MARSHAL - Boone

<u>Offense</u>	<u>Offense</u>	<u>Crime Rate (per 1,000 persons)</u>
Arson	8	N/A
Weapon Law Violations	1	N/A

	<u>Index Offense Count</u>	<u>Crime Rate</u>	<u>Population</u>
FIRE MARSHAL - Boone	0		

## Madison PD

<u>Offense</u>	<u>Offense</u>	<u>Crime Rate (per 1,000 persons)</u>
All Other Larceny	2	0.75
Burglary/Breaking & Entering	11	4.12



Destruction/Damage/Vandalis	15	5.62
Drug/Narcotic Violations	1	0.37
Motor Vehicle Theft	4	1.50
Shoplifting	1	0.37
Simple Assault	7	2.62
Stolen Property Offenses	1	0.37
Theft From Building	4	1.50
Theft From Motor Vehicle	5	1.87
Weapon Law Violations	1	0.37

	<u>Index Offense Count</u>	<u>Crime Rate</u>	<u>Population</u>
Madison PD	27	10.12	2,667

## Sylvester PD

<u>Offense</u>	<u>Offense</u>	<u>Crime Rate (per 1,000 persons)</u>
Burglary/Breaking & Entering	1	3.07
Destruction/Damage/Vandalis	1	3.07

	<u>Index Offense Count</u>	<u>Crime Rate</u>	<u>Population</u>
Sylvester PD	1	3.07	326

## Whitesville SP

<u>Offense</u>	<u>Offense</u>	<u>Crime Rate (per 1,000 persons)</u>
Aggravated Assault	10	N/A
All Other Larceny	26	N/A
Burglary/Breaking & Entering	25	N/A
Counterfeiting/Forgery	3	N/A
Destruction/Damage/Vandalis	35	N/A
Drug/Narcotic Violations	6	N/A
False Pretenses/Swindle/Cont	1	N/A
Forcible Rape	1	N/A
Intimidation	3	N/A
Motor Vehicle Theft	4	N/A
Simple Assault	21	N/A
Statutory Rape	1	N/A
Stolen Property Offenses	1	N/A
Theft From Building	1	N/A
Theft From Motor Vehicle	3	N/A
Theft of Motor Vehicle Parts/A	4	N/A
Weapon Law Violations	1	N/A

	<u>Index Offense Count</u>	<u>Crime Rate</u>	<u>Population</u>
Whitesville SP	74		

## Boone

	<u>Index Offense</u>	<u>Crime Rate</u>	<u>Population</u>
	337	13.35	25,252

## Braxton

### Braxton Co SO

<u>Offense</u>	<u>Offense</u>	<u>Crime Rate (per 1,000 persons)</u>
Aggravated Assault	17	1.39
All Other Larceny	36	2.94
Arson	2	0.16
Burglary/Breaking & Entering	20	1.63
Counterfeiting/Forgery	3	0.24
Destruction/Damage/Vandalis	21	1.71
Drug/Narcotic Violations	11	0.90
Forcible Rape	2	0.16
Intimidation	4	0.33
Kidnaping/Abduction	1	0.08
Motor Vehicle Theft	6	0.49
Robbery	1	0.08
Sexual Assault With An Objec	1	0.08
Shoplifting	4	0.33
Simple Assault	12	0.98
Statutory Rape	2	0.16
Theft From Motor Vehicle	6	0.49
Theft of Motor Vehicle Parts/A	1	0.08
Weapon Law Violations	2	0.16

	<u>Index Offense Count</u>	<u>Crime Rate</u>	<u>Population</u>
Braxton Co SO	93	7.58	12,265

### Burnsville PD

<u>Offense</u>	<u>Offense</u>	<u>Crime Rate (per 1,000 persons)</u>
Drug/Narcotic Violations	1	2.09
Embezzlement	1	2.09
Intimidation	1	2.09
Weapon Law Violations	1	2.09

	<u>Index Offense Count</u>	<u>Crime Rate</u>	<u>Population</u>
Burnsville PD	0	0.00	479

### DNR - 3 - Braxton

<u>Offense</u>	<u>Offense</u>	<u>Crime Rate (per 1,000 persons)</u>
Weapon Law Violations	1	N/A

	<u>Index Offense Count</u>	<u>Crime Rate</u>	<u>Population</u>
DNR - 3 - Braxton	0		

### FIRE MARSHAL - Braxton

<u>Offense</u>	<u>Offense</u>	<u>Crime Rate (per 1,000 persons)</u>
Arson	3	N/A
Weapon Law Violations	1	N/A

	<u>Index Offense Count</u>	<u>Crime Rate</u>	<u>Population</u>
FIRE MARSHAL - Braxton	0		

### Sutton PD

<u>Offense</u>	<u>Offense</u>	<u>Crime Rate (per 1,000 persons)</u>
----------------	----------------	---------------------------------------

Aggravated Assault	2	1.98
All Other Larceny	2	1.98
Burglary/Breaking & Entering	1	0.99
Destruction/Damage/Vandalis	1	0.99
Drug/Narcotic Violations	3	2.98
Intimidation	3	2.98
Simple Assault	4	3.97
Theft From Building	1	0.99

Sutton PD	<u>Index Offense Count</u>	<u>Crime Rate</u>	<u>Population</u>
	6	5.95	1,008

## Sutton SP

<u>Offense</u>	<u>Offense</u>	<u>Crime Rate (per 1,000 persons)</u>
Aggravated Assault	3	N/A
All Other Larceny	30	N/A
Arson	1	N/A
Burglary/Breaking & Entering	23	N/A
Counterfeiting/Forgery	4	N/A
Credit Card/Automatic Teller I	1	N/A
Destruction/Damage/Vandalis	63	N/A
Drug/Narcotic Violations	53	N/A
Embezzlement	1	N/A
Forcible Fondling	2	N/A
Forcible Rape	2	N/A
Intimidation	9	N/A
Motor Vehicle Theft	21	N/A
Robbery	2	N/A
Shoplifting	5	N/A
Simple Assault	30	N/A
Statutory Rape	1	N/A
Stolen Property Offenses	3	N/A
Theft From Building	15	N/A
Theft From Coin Operated Ma	1	N/A
Theft From Motor Vehicle	22	N/A
Theft of Motor Vehicle Parts/A	7	N/A
Weapon Law Violations	3	N/A

Sutton SP	<u>Index Offense Count</u>	<u>Crime Rate</u>	<u>Population</u>
	131		

## Braxton

	<u>Index Offense</u>	<u>Crime Rate</u>	<u>Population</u>
	230	16.72	13,752

## Brooke

### Brooke Co SO

<u>Offense</u>	<u>Offense</u>	<u>Crime Rate (per 1,000 persons)</u>
Aggravated Assault	9	0.62

All Other Larceny	18	1.24
Arson	1	0.07
Burglary/Breaking & Entering	36	2.48
Counterfeiting/Forgery	1	0.07
Credit Card/Automatic Teller I	4	0.28
Destruction/Damage/Vandalis	34	2.34
Drug/Narcotic Violations	68	4.68
False Pretenses/Swindle/Cont	2	0.14
Forcible Fondling	2	0.14
Forcible Rape	1	0.07
Motor Vehicle Theft	10	0.69
Murder and Nonnegligent Mar	1	0.07
Pornography/Obscene Materi:	1	0.07
Purse-snatching	1	0.07
Shoplifting	1	0.07
Simple Assault	45	3.10
Statutory Rape	2	0.14
Theft From Coin Operated Ma	1	0.07
Theft From Motor Vehicle	11	0.76
Weapon Law Violations	2	0.14

	<u>Index Offense Count</u>	<u>Crime Rate</u>	<u>Population</u>
Brooke Co SO	89	6.13	14,519

### DNR - 1 - Brooke

<u>Offense</u>	<u>Offense</u>	<u>Crime Rate (per 1,000 persons)</u>
Drug/Narcotic Violations	4	N/A

	<u>Index Offense Count</u>	<u>Crime Rate</u>	<u>Population</u>
DNR - 1 - Brooke	0		

### FIRE MARSHAL - Brooke

<u>Offense</u>	<u>Offense</u>	<u>Crime Rate (per 1,000 persons)</u>
Arson	2	N/A

	<u>Index Offense Count</u>	<u>Crime Rate</u>	<u>Population</u>
FIRE MARSHAL - Brooke	0		

### Follansbee PD

<u>Offense</u>	<u>Offense</u>	<u>Crime Rate (per 1,000 persons)</u>
Aggravated Assault	5	1.61
All Other Larceny	3	0.97
Burglary/Breaking & Entering	14	4.51
Counterfeiting/Forgery	1	0.32
Destruction/Damage/Vandalis	18	5.80
Drug/Narcotic Violations	1	0.32
False Pretenses/Swindle/Cont	6	1.93
Intimidation	1	0.32
Motor Vehicle Theft	4	1.29
Pocket-picking	1	0.32

Simple Assault	23	7.41
Theft From Building	6	1.93
Theft From Motor Vehicle	12	3.87
Theft of Motor Vehicle Parts/A	3	0.97
Weapon Law Violations	1	0.32

	<u>Index Offense Count</u>	<u>Crime Rate</u>	<u>Population</u>
Follansbee PD	48	15.46	3,104

## Wellsburg PD

<u>Offense</u>	<u>Offense</u>	<u>Crime Rate (per 1,000 persons)</u>
All Other Larceny	13	4.51
Destruction/Damage/Vandalis	14	4.86
Shoplifting	1	0.35
Simple Assault	18	6.25
Theft From Motor Vehicle	5	1.74
Weapon Law Violations	1	0.35

	<u>Index Offense Count</u>	<u>Crime Rate</u>	<u>Population</u>
Wellsburg PD	19	6.60	2,880

## Wellsburg SP

<u>Offense</u>	<u>Offense</u>	<u>Crime Rate (per 1,000 persons)</u>
Aggravated Assault	4	N/A
All Other Larceny	4	N/A
Burglary/Breaking & Entering	2	N/A
Counterfeiting/Forgery	2	N/A
Destruction/Damage/Vandalis	7	N/A
Drug/Narcotic Violations	7	N/A
Embezzlement	1	N/A
False Pretenses/Swindle/Cont	5	N/A
Intimidation	1	N/A
Motor Vehicle Theft	2	N/A
Simple Assault	12	N/A
Stolen Property Offenses	1	N/A
Theft From Coin Operated Ma	1	N/A
Theft From Motor Vehicle	1	N/A
Theft of Motor Vehicle Parts/A	1	N/A
Weapon Law Violations	1	N/A

	<u>Index Offense Count</u>	<u>Crime Rate</u>	<u>Population</u>
Wellsburg SP	15		

## Brooke

	<u>Index Offense</u>	<u>Crime Rate</u>	<u>Population</u>
	171	8.34	20,503

## Cabell

### Barboursville PD

<u>Offense</u>	<u>Offense</u>	<u>Crime Rate (per 1,000 persons)</u>
----------------	----------------	---------------------------------------

Aggravated Assault	1	0.32
All Other Larceny	82	25.85
Arson	1	0.32
Burglary/Breaking & Entering	35	11.03
Counterfeiting/Forgery	7	2.21
Credit Card/Automatic Teller I	18	5.67
Destruction/Damage/Vandalis	126	39.72
Drug Equipment Violations	3	0.95
Drug/Narcotic Violations	15	4.73
Embezzlement	7	2.21
False Pretenses/Swindle/Cont	16	5.04
Forcible Fondling	3	0.95
Kidnaping/Abduction	2	0.63
Motor Vehicle Theft	2	0.63
Purse-snatching	1	0.32
Robbery	1	0.32
Shoplifting	144	45.40
Simple Assault	47	14.82
Theft From Building	1	0.32
Theft From Motor Vehicle	30	9.46
Theft of Motor Vehicle Parts/A	16	5.04
Weapon Law Violations	5	1.58

	<u>Index Offense Count</u>	<u>Crime Rate</u>	<u>Population</u>
Barboursville PD	313	98.68	3,172

## Cabell Co SO

<u>Offense</u>	<u>Offense</u>	<u>Crime Rate (per 1,000 persons)</u>
Aggravated Assault	2	0.05
All Other Larceny	423	9.64
Arson	4	0.09
Burglary/Breaking & Entering	92	2.10
Counterfeiting/Forgery	17	0.39
Credit Card/Automatic Teller I	1	0.02
Destruction/Damage/Vandalis	498	11.34
Drug Equipment Violations	1	0.02
Drug/Narcotic Violations	2	0.05
False Pretenses/Swindle/Cont	3	0.07
Forcible Fondling	2	0.05
Forcible Rape	3	0.07
Forcible Sodomy	1	0.02
Incest	1	0.02
Intimidation	1	0.02
Kidnaping/Abduction	1	0.02
Motor Vehicle Theft	56	1.28
Robbery	11	0.25
Shoplifting	69	1.57
Simple Assault	26	0.59

Statutory Rape	2	0.05
Theft From Motor Vehicle	120	2.73
Theft of Motor Vehicle Parts/A	15	0.34

	<u>Index Offense Count</u>	<u>Crime Rate</u>	<u>Population</u>
Cabell Co SO	791	18.02	43,896

## DNR - 5 - Cabell

<u>Offense</u>	<u>Offense</u>	<u>Crime Rate (per 1,000 persons)</u>
Drug/Narcotic Violations	4	N/A
Weapon Law Violations	1	N/A

	<u>Index Offense Count</u>	<u>Crime Rate</u>	<u>Population</u>
DNR - 5 - Cabell	0		

## FIRE MARSHAL - Cabell

<u>Offense</u>	<u>Offense</u>	<u>Crime Rate (per 1,000 persons)</u>
Arson	9	N/A
Weapon Law Violations	2	N/A

	<u>Index Offense Count</u>	<u>Crime Rate</u>	<u>Population</u>
FIRE MARSHAL - Cabell	0		

## Huntington PD

<u>Offense</u>	<u>Offense</u>	<u>Crime Rate (per 1,000 persons)</u>
Aggravated Assault	106	2.07
All Other Larceny	1,227	23.92
Arson	30	0.58
Burglary/Breaking & Entering	714	13.92
Counterfeiting/Forgery	97	1.89
Credit Card/Automatic Teller I	7	0.14
Destruction/Damage/Vandalis	1,118	21.80
Drug Equipment Violations	33	0.64
Drug/Narcotic Violations	188	3.67
Embezzlement	12	0.23
False Pretenses/Swindle/Cont	72	1.40
Forcible Fondling	11	0.21
Forcible Rape	43	0.84
Incest	1	0.02
Intimidation	13	0.25
Kidnaping/Abduction	9	0.18
Motor Vehicle Theft	311	6.06
Murder and Nonnegligent Mar	4	0.08
Prostitution	26	0.51
Purse-snatching	3	0.06
Robbery	92	1.79
Sexual Assault With An Objec	2	0.04
Shoplifting	138	2.69
Simple Assault	902	17.59
Theft From Building	10	0.19

Theft From Motor Vehicle	552	10.76
Theft of Motor Vehicle Parts/A	12	0.23
Weapon Law Violations	18	0.35
Welfare Fraud	1	0.02
Wire Fraud	1	0.02

	<u>Index Offense Count</u>	<u>Crime Rate</u>	<u>Population</u>
Huntington PD	3,212	62.62	51,292

## Huntington SP

<u>Offense</u>	<u>Offense</u>	<u>Crime Rate (per 1,000 persons)</u>
Aggravated Assault	18	N/A
All Other Larceny	85	N/A
Arson	1	N/A
Burglary/Breaking & Entering	46	N/A
Counterfeiting/Forgery	23	N/A
Credit Card/Automatic Teller I	5	N/A
Destruction/Damage/Vandalis	86	N/A
Drug/Narcotic Violations	38	N/A
Embezzlement	5	N/A
False Pretenses/Swindle/Cont	26	N/A
Forcible Fondling	9	N/A
Forcible Rape	2	N/A
Forcible Sodomy	1	N/A
Impersonation	5	N/A
Intimidation	24	N/A
Kidnaping/Abduction	1	N/A
Motor Vehicle Theft	28	N/A
Murder and Nonnegligent Mar	3	N/A
Purse-snatching	1	N/A
Robbery	2	N/A
Sexual Assault With An Objec	1	N/A
Shoplifting	102	N/A
Simple Assault	77	N/A
Stolen Property Offenses	7	N/A
Theft From Building	2	N/A
Theft From Motor Vehicle	18	N/A
Theft of Motor Vehicle Parts/A	76	N/A
Weapon Law Violations	6	N/A

	<u>Index Offense Count</u>	<u>Crime Rate</u>	<u>Population</u>
Huntington SP	383		

## Marshall Univ Police

<u>Offense</u>	<u>Offense</u>	<u>Crime Rate (per 1,000 persons)</u>
Aggravated Assault	2	N/A
All Other Larceny	18	N/A
Arson	1	N/A
Burglary/Breaking & Entering	4	N/A



Counterfeiting/Forgery	2	N/A
Credit Card/Automatic Teller I	2	N/A
Destruction/Damage/Vandalis	50	N/A
Drug/Narcotic Violations	17	N/A
False Pretenses/Swindle/Cont	5	N/A
Forcible Fondling	1	N/A
Intimidation	22	N/A
Motor Vehicle Theft	2	N/A
Sexual Assault With An Objec	1	N/A
Shoplifting	1	N/A
Simple Assault	16	N/A
Stolen Property Offenses	3	N/A
Theft From Building	107	N/A
Theft From Coin Operated Ma	1	N/A
Theft From Motor Vehicle	13	N/A
Theft of Motor Vehicle Parts/A	1	N/A
Weapon Law Violations	1	N/A

	<u>Index Offense Count</u>	<u>Crime Rate</u>	<u>Population</u>
Marshall Univ Police	149		

## Milton PD

<u>Offense</u>	<u>Offense</u>	<u>Crime Rate (per 1,000 persons)</u>
Aggravated Assault	16	7.28
All Other Larceny	5	2.27
Burglary/Breaking & Entering	6	2.73
Counterfeiting/Forgery	3	1.36
Destruction/Damage/Vandalis	6	2.73
Drug/Narcotic Violations	4	1.82
Motor Vehicle Theft	4	1.82
Shoplifting	3	1.36
Simple Assault	19	8.64
Theft From Building	7	3.18
Theft From Motor Vehicle	7	3.18

	<u>Index Offense Count</u>	<u>Crime Rate</u>	<u>Population</u>
Milton PD	48	21.84	2,198

## Cabell

	<u>Index Offense</u>	<u>Crime Rate</u>	<u>Population</u>
	4,896	48.69	100,558

## Calhoun

### Calhoun Co SO

<u>Offense</u>	<u>Offense</u>	<u>Crime Rate (per 1,000 persons)</u>
Aggravated Assault	1	0.14
All Other Larceny	2	0.29
Burglary/Breaking & Entering	2	0.29
Destruction/Damage/Vandalis	3	0.43

Motor Vehicle Theft	1	0.14
Simple Assault	1	0.14
Theft From Building	2	0.29
Theft From Motor Vehicle	1	0.14

	<u>Index Offense Count</u>	<u>Crime Rate</u>	<u>Population</u>
Calhoun Co SO	9	1.29	6,992

## DNR - 6 - Calhoun

<u>Offense</u>	<u>Offense</u>	<u>Crime Rate (per 1,000 persons)</u>
Weapon Law Violations	2	N/A

	<u>Index Offense Count</u>	<u>Crime Rate</u>	<u>Population</u>
DNR - 6 - Calhoun	0		

## Grantsville PD

<u>Offense</u>	<u>Offense</u>	<u>Crime Rate (per 1,000 persons)</u>
Burglary/Breaking & Entering	1	1.78

	<u>Index Offense Count</u>	<u>Crime Rate</u>	<u>Population</u>
Grantsville PD	1	1.78	563

## Grantsville SP

<u>Offense</u>	<u>Offense</u>	<u>Crime Rate (per 1,000 persons)</u>
Aggravated Assault	3	N/A
All Other Larceny	16	N/A
Arson	1	N/A
Burglary/Breaking & Entering	30	N/A
Counterfeiting/Forgery	3	N/A
Destruction/Damage/Vandalis	22	N/A
Drug/Narcotic Violations	10	N/A
False Pretenses/Swindle/Cont	4	N/A
Forcible Fondling	2	N/A
Forcible Rape	1	N/A
Forcible Sodomy	1	N/A
Intimidation	2	N/A
Motor Vehicle Theft	7	N/A
Simple Assault	24	N/A
Theft From Building	4	N/A
Theft From Coin Operated Ma	3	N/A
Theft From Motor Vehicle	4	N/A
Theft of Motor Vehicle Parts/A	4	N/A

	<u>Index Offense Count</u>	<u>Crime Rate</u>	<u>Population</u>
Grantsville SP	72		

## Calhoun

	<u>Index Offense</u>	<u>Crime Rate</u>	<u>Population</u>
	82	10.85	7,555

**Clay**

## Clay Co SO

<u>Offense</u>	<u>Offense</u>	<u>Crime Rate (per 1,000 persons)</u>
Aggravated Assault	1	0.10
Arson	1	0.10
Burglary/Breaking & Entering	1	0.10
Simple Assault	3	0.31

	<u>Index Offense Count</u>	<u>Crime Rate</u>	<u>Population</u>
Clay Co SO	2	0.21	9,702

## Clay SP

<u>Offense</u>	<u>Offense</u>	<u>Crime Rate (per 1,000 persons)</u>
Aggravated Assault	7	N/A
All Other Larceny	4	N/A
Arson	3	N/A
Burglary/Breaking & Entering	35	N/A
Counterfeiting/Forgery	3	N/A
Credit Card/Automatic Teller I	1	N/A
Destruction/Damage/Vandalis	33	N/A
Drug/Narcotic Violations	18	N/A
Forcible Fondling	1	N/A
Impersonation	1	N/A
Intimidation	7	N/A
Kidnaping/Abduction	1	N/A
Motor Vehicle Theft	15	N/A
Murder and Nonnegligent Mar	1	N/A
Sexual Assault With An Objec	1	N/A
Shoplifting	1	N/A
Simple Assault	27	N/A
Stolen Property Offenses	2	N/A
Theft From Building	11	N/A
Theft From Coin Operated Ma	1	N/A
Theft From Motor Vehicle	18	N/A
Theft of Motor Vehicle Parts/A	3	N/A

	<u>Index Offense Count</u>	<u>Crime Rate</u>	<u>Population</u>
Clay SP	96		

## DNR - 3 - Clay

<u>Offense</u>	<u>Offense</u>	<u>Crime Rate (per 1,000 persons)</u>
Drug/Narcotic Violations	1	N/A

	<u>Index Offense Count</u>	<u>Crime Rate</u>	<u>Population</u>
DNR - 3 - Clay	0		

## FIRE MARSHAL - Clay

<u>Offense</u>	<u>Offense</u>	<u>Crime Rate (per 1,000 persons)</u>
Arson	7	N/A

FIRE MARSHAL - Clay	<u>Index Offense Count</u>	<u>Crime Rate</u>	<u>Population</u>
	0		

<b>Clay</b>	<u>Index Offense</u>	<u>Crime Rate</u>	<u>Population</u>
	98	10.10	9,702

## Doddridge

---

### West Union PD

<u>Offense</u>	<u>Offense</u>	<u>Crime Rate (per 1,000 persons)</u>
All Other Larceny	4	4.98
Burglary/Breaking & Entering	6	7.47
Destruction/Damage/Vandalis	3	3.74
Motor Vehicle Theft	2	2.49
Theft From Building	1	1.25
Theft From Motor Vehicle	3	3.74

West Union PD	<u>Index Offense Count</u>	<u>Crime Rate</u>	<u>Population</u>
	16	19.93	803

### West Union SP

<u>Offense</u>	<u>Offense</u>	<u>Crime Rate (per 1,000 persons)</u>
Aggravated Assault	14	N/A
All Other Larceny	13	N/A
Burglary/Breaking & Entering	18	N/A
Counterfeiting/Forgery	1	N/A
Destruction/Damage/Vandalis	25	N/A
Drug/Narcotic Violations	5	N/A
Embezzlement	2	N/A
Forcible Fondling	1	N/A
Intimidation	5	N/A
Motor Vehicle Theft	4	N/A
Sexual Assault With An Objec	1	N/A
Simple Assault	22	N/A
Theft From Building	1	N/A
Theft From Motor Vehicle	2	N/A
Weapon Law Violations	5	N/A

West Union SP	<u>Index Offense Count</u>	<u>Crime Rate</u>	<u>Population</u>
	52		

<b>Doddridge</b>	<u>Index Offense</u>	<u>Crime Rate</u>	<u>Population</u>
	68	84.68	803

## Fayette

---

### Ansted PD

<u>Offense</u>	<u>Offense</u>	<u>Crime Rate (per 1,000 persons)</u>
Aggravated Assault	4	2.55

All Other Larceny	10	6.37
Burglary/Breaking & Entering	2	1.27
Destruction/Damage/Vandalis	4	2.55
Drug/Narcotic Violations	1	0.64
Intimidation	4	2.55
Motor Vehicle Theft	1	0.64
Shoplifting	1	0.64
Simple Assault	2	1.27
Theft of Motor Vehicle Parts/A	1	0.64
Weapon Law Violations	1	0.64

	<u>Index Offense Count</u>	<u>Crime Rate</u>	<u>Population</u>
Ansted PD	19	12.09	1,571

### DNR - 4 - Fayette

<u>Offense</u>	<u>Offense</u>	<u>Crime Rate (per 1,000 persons)</u>
Simple Assault	1	N/A
Weapon Law Violations	1	N/A

	<u>Index Offense Count</u>	<u>Crime Rate</u>	<u>Population</u>
DNR - 4 - Fayette	0		

### Fayette Co SO

<u>Offense</u>	<u>Offense</u>	<u>Crime Rate (per 1,000 persons)</u>
Aggravated Assault	22	0.71
All Other Larceny	160	5.13
Arson	8	0.26
Burglary/Breaking & Entering	119	3.82
Counterfeiting/Forgery	16	0.51
Credit Card/Automatic Teller I	2	0.06
Destruction/Damage/Vandalis	196	6.29
Drug Equipment Violations	2	0.06
Drug/Narcotic Violations	17	0.55
False Pretenses/Swindle/Cont	13	0.42
Forcible Fondling	5	0.16
Forcible Rape	9	0.29
Intimidation	45	1.44
Kidnaping/Abduction	1	0.03
Motor Vehicle Theft	42	1.35
Robbery	2	0.06
Shoplifting	1	0.03
Simple Assault	116	3.72
Stolen Property Offenses	1	0.03
Theft From Building	11	0.35
Theft From Coin Operated Ma	1	0.03
Theft From Motor Vehicle	35	1.12
Theft of Motor Vehicle Parts/A	6	0.19
Weapon Law Violations	9	0.29
Wire Fraud	1	0.03

Fayette Co SO	<u>Index Offense Count</u>	<u>Crime Rate</u>	<u>Population</u>
	408	13.08	31,183

## Fayetteville PD

<u>Offense</u>	<u>Offense</u>	<u>Crime Rate (per 1,000 persons)</u>
Aggravated Assault	2	0.73
All Other Larceny	22	8.02
Burglary/Breaking & Entering	5	1.82
Counterfeiting/Forgery	1	0.36
Destruction/Damage/Vandalis	21	7.65
Drug/Narcotic Violations	3	1.09
Embezzlement	1	0.36
Forcible Rape	1	0.36
Motor Vehicle Theft	1	0.36
Simple Assault	8	2.92
Theft From Building	7	2.55
Theft From Motor Vehicle	2	0.73

Fayetteville PD	<u>Index Offense Count</u>	<u>Crime Rate</u>	<u>Population</u>
	40	14.58	2,744

## FIRE MARSHAL - Fayette

<u>Offense</u>	<u>Offense</u>	<u>Crime Rate (per 1,000 persons)</u>
Arson	8	N/A

FIRE MARSHAL - Fayette	<u>Index Offense Count</u>	<u>Crime Rate</u>	<u>Population</u>
	0		

## Gauley Bridge PD

<u>Offense</u>	<u>Offense</u>	<u>Crime Rate (per 1,000 persons)</u>
Burglary/Breaking & Entering	1	1.36

Gauley Bridge PD	<u>Index Offense Count</u>	<u>Crime Rate</u>	<u>Population</u>
	1	1.36	735

## Gauley Bridge SP

<u>Offense</u>	<u>Offense</u>	<u>Crime Rate (per 1,000 persons)</u>
Aggravated Assault	5	N/A
All Other Larceny	21	N/A
Arson	1	N/A
Burglary/Breaking & Entering	15	N/A
Counterfeiting/Forgery	3	N/A
Destruction/Damage/Vandalis	18	N/A
Drug/Narcotic Violations	2	N/A
Intimidation	8	N/A
Kidnaping/Abduction	1	N/A
Motor Vehicle Theft	11	N/A
Sexual Assault With An Objec	1	N/A
Simple Assault	24	N/A
Stolen Property Offenses	1	N/A

Theft From Building	4	N/A
Theft From Coin Operated Ma	1	N/A
Theft From Motor Vehicle	15	N/A
Theft of Motor Vehicle Parts/A	6	N/A

<u>Index Offense Count</u>	<u>Crime Rate</u>	<u>Population</u>
78		

Gauley Bridge SP

## Montgomery PD

<u>Offense</u>	<u>Offense</u>	<u>Crime Rate (per 1,000 persons)</u>
All Other Larceny	5	2.58
Burglary/Breaking & Entering	4	2.07
Counterfeiting/Forgery	1	0.52
Destruction/Damage/Vandalis	24	12.40
Drug/Narcotic Violations	2	1.03
Intimidation	7	3.62
Shoplifting	3	1.55
Simple Assault	11	5.68
Theft From Building	3	1.55
Theft From Coin Operated Ma	2	1.03
Theft From Motor Vehicle	8	4.13

<u>Index Offense Count</u>	<u>Crime Rate</u>	<u>Population</u>
25	12.92	1,935

Montgomery PD

## Mount Hope PD

<u>Offense</u>	<u>Offense</u>	<u>Crime Rate (per 1,000 persons)</u>
Aggravated Assault	1	0.67
All Other Larceny	29	19.57
Burglary/Breaking & Entering	8	5.40
Counterfeiting/Forgery	2	1.35
Destruction/Damage/Vandalis	21	14.17
Drug/Narcotic Violations	24	16.19
Intimidation	26	17.54
Motor Vehicle Theft	4	2.70
Simple Assault	14	9.45
Theft From Building	1	0.67
Theft From Motor Vehicle	1	0.67
Weapon Law Violations	5	3.37

<u>Index Offense Count</u>	<u>Crime Rate</u>	<u>Population</u>
44	29.69	1,482

Mount Hope PD

## Oak Hill PD

<u>Offense</u>	<u>Offense</u>	<u>Crime Rate (per 1,000 persons)</u>
Aggravated Assault	3	0.40
All Other Larceny	17	2.25
Burglary/Breaking & Entering	11	1.45
Counterfeiting/Forgery	2	0.26
Destruction/Damage/Vandalis	38	5.03

Embezzlement	1	0.13
False Pretenses/Swindle/Cont	1	0.13
Intimidation	6	0.79
Motor Vehicle Theft	3	0.40
Purse-snatching	1	0.13
Shoplifting	9	1.19
Simple Assault	10	1.32
Stolen Property Offenses	1	0.13
Theft From Motor Vehicle	12	1.59
Theft of Motor Vehicle Parts/A	9	1.19
Weapon Law Violations	1	0.13

	<u>Index</u>	<u>Offense Count</u>	<u>Crime Rate</u>	<u>Population</u>
Oak Hill PD		65	8.60	7,562

### Oak Hill SP

<u>Offense</u>	<u>Offense</u>	<u>Crime Rate (per 1,000 persons)</u>
Aggravated Assault	9	N/A
All Other Larceny	19	N/A
Arson	2	N/A
Burglary/Breaking & Entering	30	N/A
Counterfeiting/Forgery	13	N/A
Destruction/Damage/Vandalis	50	N/A
Drug/Narcotic Violations	7	N/A
False Pretenses/Swindle/Cont	7	N/A
Forcible Fondling	4	N/A
Impersonation	1	N/A
Intimidation	6	N/A
Motor Vehicle Theft	13	N/A
Shoplifting	3	N/A
Simple Assault	40	N/A
Stolen Property Offenses	2	N/A
Theft From Building	12	N/A
Theft From Motor Vehicle	42	N/A
Theft of Motor Vehicle Parts/A	17	N/A

	<u>Index</u>	<u>Offense Count</u>	<u>Crime Rate</u>	<u>Population</u>
Oak Hill SP		145		

### Smithers PD

<u>Offense</u>	<u>Offense</u>	<u>Crime Rate (per 1,000 persons)</u>
Aggravated Assault	1	1.11
All Other Larceny	2	2.22
Arson	1	1.11
Burglary/Breaking & Entering	2	2.22
Destruction/Damage/Vandalis	7	7.78
Drug/Narcotic Violations	1	1.11
Intimidation	2	2.22
Shoplifting	3	3.33



Simple Assault	2	2.22
Theft From Building	2	2.22
Theft From Motor Vehicle	2	2.22

	<u>Index Offense Count</u>	<u>Crime Rate</u>	<u>Population</u>
Smithers PD	12	13.33	900

## Turnpike - Fayette

<u>Offense</u>	<u>Offense</u>	<u>Crime Rate (per 1,000 persons)</u>
Drug/Narcotic Violations	25	N/A
Theft From Motor Vehicle	1	N/A
Weapon Law Violations	1	N/A

	<u>Index Offense Count</u>	<u>Crime Rate</u>	<u>Population</u>
Turnpike - Fayette	1		

## WVU Tech-Security

<u>Offense</u>	<u>Offense</u>	<u>Crime Rate (per 1,000 persons)</u>
All Other Larceny	3	N/A
Arson	1	N/A
Burglary/Breaking & Entering	3	N/A
Destruction/Damage/Vandalis	7	N/A
Drug/Narcotic Violations	2	N/A
Intimidation	2	N/A
Simple Assault	1	N/A
Theft From Building	3	N/A
Theft From Motor Vehicle	7	N/A

	<u>Index Offense Count</u>	<u>Crime Rate</u>	<u>Population</u>
WVU Tech-Security	16		

## Fayette

	<u>Index Offense</u>	<u>Crime Rate</u>	<u>Population</u>
	854	17.75	48,112

## Gilmer

### Gilmer Co SO

<u>Offense</u>	<u>Offense</u>	<u>Crime Rate (per 1,000 persons)</u>
Aggravated Assault	1	0.18
All Other Larceny	9	1.61
Arson	3	0.54
Burglary/Breaking & Entering	17	3.04
Destruction/Damage/Vandalis	17	3.04
Drug/Narcotic Violations	1	0.18
False Pretenses/Swindle/Cont	1	0.18
Forcible Fondling	2	0.36
Forcible Rape	2	0.36
Intimidation	1	0.18
Motor Vehicle Theft	4	0.71
Robbery	1	0.18

Shoplifting	1	0.18
Simple Assault	12	2.14
Stolen Property Offenses	1	0.18
Theft From Building	7	1.25
Theft From Coin Operated Ma	2	0.36
Theft From Motor Vehicle	4	0.71
Theft of Motor Vehicle Parts/A	1	0.18

	<u>Index</u>	<u>Offense Count</u>	<u>Crime Rate</u>	<u>Population</u>
Gilmer Co SO		49	8.76	5,596

### Glenville PD

<u>Offense</u>	<u>Offense</u>	<u>Crime Rate (per 1,000 persons)</u>
Aggravated Assault	5	3.25
All Other Larceny	4	2.60
Arson	1	0.65
Burglary/Breaking & Entering	7	4.55
Drug/Narcotic Violations	2	1.30
Intimidation	4	2.60
Motor Vehicle Theft	2	1.30
Simple Assault	13	8.45
Theft From Building	2	1.30

	<u>Index</u>	<u>Offense Count</u>	<u>Crime Rate</u>	<u>Population</u>
Glenville PD		20	13.00	1,539

### Glenville SP

<u>Offense</u>	<u>Offense</u>	<u>Crime Rate (per 1,000 persons)</u>
Aggravated Assault	5	N/A
All Other Larceny	11	N/A
Arson	2	N/A
Burglary/Breaking & Entering	5	N/A
Counterfeiting/Forgery	1	N/A
Destruction/Damage/Vandalis	10	N/A
Drug/Narcotic Violations	11	N/A
False Pretenses/Swindle/Cont	2	N/A
Forcible Fondling	1	N/A
Intimidation	4	N/A
Motor Vehicle Theft	3	N/A
Sexual Assault With An Objec	1	N/A
Simple Assault	13	N/A
Stolen Property Offenses	1	N/A
Theft From Motor Vehicle	2	N/A
Theft of Motor Vehicle Parts/A	7	N/A
Weapon Law Violations	1	N/A

	<u>Index</u>	<u>Offense Count</u>	<u>Crime Rate</u>	<u>Population</u>
Glenville SP		33		

### Glenville State College

<u>Offense</u>	<u>Offense</u>	<u>Crime Rate (per 1,000 persons)</u>
Destruction/Damage/Vandalis	1	N/A
Simple Assault	2	N/A
Theft From Building	2	N/A
Theft From Motor Vehicle	1	N/A

	<u>Index Offense Count</u>	<u>Crime Rate</u>	<u>Population</u>
Glenville State College	3		

## Gilmer

<u>Index Offense</u>	<u>Crime Rate</u>	<u>Population</u>
105	14.72	7,135

## Grant

### DNR - 2 - Grant

<u>Offense</u>	<u>Offense</u>	<u>Crime Rate (per 1,000 persons)</u>
Drug/Narcotic Violations	2	N/A
Stolen Property Offenses	2	N/A
Weapon Law Violations	1	N/A

	<u>Index Offense Count</u>	<u>Crime Rate</u>	<u>Population</u>
DNR - 2 - Grant	0		

### FIRE MARSHAL - GRANT

<u>Offense</u>	<u>Offense</u>	<u>Crime Rate (per 1,000 persons)</u>
Arson	3	N/A

	<u>Index Offense Count</u>	<u>Crime Rate</u>	<u>Population</u>
FIRE MARSHAL - GRANT	0		

### Grant Co SO

<u>Offense</u>	<u>Offense</u>	<u>Crime Rate (per 1,000 persons)</u>
Aggravated Assault	2	0.23
All Other Larceny	13	1.52
Arson	1	0.12
Burglary/Breaking & Entering	13	1.52
Counterfeiting/Forgery	3	0.35
Destruction/Damage/Vandalis	32	3.74
Embezzlement	4	0.47
False Pretenses/Swindle/Cont	5	0.59
Forcible Rape	1	0.12
Impersonation	1	0.12
Intimidation	5	0.59
Motor Vehicle Theft	5	0.59
Pocket-picking	1	0.12
Shoplifting	3	0.35
Simple Assault	25	2.93
Statutory Rape	1	0.12
Theft From Building	7	0.82
Theft From Motor Vehicle	3	0.35

Theft of Motor Vehicle Parts/A 1 0.12

Grant Co SO Index Offense Count 49 Crime Rate 5.73 Population 8,547

**Petersburg PD**

<u>Offense</u>	<u>Offense</u>	<u>Crime Rate (per 1,000 persons)</u>
Aggravated Assault	2	0.83
All Other Larceny	2	0.83
Burglary/Breaking & Entering	8	3.31
Destruction/Damage/Vandalis	9	3.73
Motor Vehicle Theft	1	0.41
Purse-snatching	1	0.41
Shoplifting	2	0.83
Simple Assault	6	2.49
Theft From Motor Vehicle	6	2.49
Theft of Motor Vehicle Parts/A	1	0.41

Petersburg PD Index Offense Count 23 Crime Rate 9.53 Population 2,414

**Petersburg SP**

<u>Offense</u>	<u>Offense</u>	<u>Crime Rate (per 1,000 persons)</u>
Aggravated Assault	3	N/A
All Other Larceny	4	N/A
Arson	2	N/A
Burglary/Breaking & Entering	3	N/A
Counterfeiting/Forgery	1	N/A
Destruction/Damage/Vandalis	9	N/A
Drug/Narcotic Violations	4	N/A
False Pretenses/Swindle/Cont	4	N/A
Forcible Fondling	1	N/A
Incest	1	N/A
Intimidation	2	N/A
Motor Vehicle Theft	1	N/A
Simple Assault	10	N/A
Theft From Motor Vehicle	2	N/A
Theft of Motor Vehicle Parts/A	4	N/A

Petersburg SP Index Offense Count 17 Crime Rate Population

**tf POTOMAC HIGHLANDS DRUG & VIO**

<u>Offense</u>	<u>Offense</u>	<u>Crime Rate (per 1,000 persons)</u>
Drug/Narcotic Violations	1	N/A

tf POTOMAC HIGHLANDS DRUG & VI( Index Offense Count 0 Crime Rate Population

**GRANT**

Index Offense 89 Crime Rate 8.12 Population 10,961

# Greenbrier

## DNR - 4 - Greenbrier

<u>Offense</u>	<u>Offense</u>	<u>Crime Rate (per 1,000 persons)</u>
Drug/Narcotic Violations	1	N/A
Simple Assault	1	N/A
Weapon Law Violations	4	N/A

	<u>Index Offense Count</u>	<u>Crime Rate</u>	<u>Population</u>
DNR - 4 - Greenbrier	0		

## Greenbrier Co SO

<u>Offense</u>	<u>Offense</u>	<u>Crime Rate (per 1,000 persons)</u>
Aggravated Assault	9	0.37
All Other Larceny	8	0.33
Burglary/Breaking & Entering	1	0.04
Destruction/Damage/Vandalis	40	1.64
Drug/Narcotic Violations	6	0.25
False Pretenses/Swindle/Cont	3	0.12
Forcible Fondling	1	0.04
Forcible Rape	1	0.04
Intimidation	3	0.12
Kidnaping/Abduction	2	0.08
Motor Vehicle Theft	3	0.12
Shoplifting	2	0.08
Simple Assault	29	1.19
Theft From Building	34	1.39
Theft From Coin Operated Ma	1	0.04
Theft From Motor Vehicle	7	0.29
Theft of Motor Vehicle Parts/A	2	0.08
Weapon Law Violations	2	0.08
Welfare Fraud	1	0.04

	<u>Index Offense Count</u>	<u>Crime Rate</u>	<u>Population</u>
Greenbrier Co SO	68	2.79	24,392

## Lewisburg PD

<u>Offense</u>	<u>Offense</u>	<u>Crime Rate (per 1,000 persons)</u>
All Other Larceny	10	2.77
Arson	2	0.55
Burglary/Breaking & Entering	12	3.32
Counterfeiting/Forgery	3	0.83
Credit Card/Automatic Teller I	3	0.83
Destruction/Damage/Vandalis	13	3.60
Drug/Narcotic Violations	37	10.25
False Pretenses/Swindle/Cont	4	1.11
Forcible Rape	1	0.28
Motor Vehicle Theft	2	0.55
Pocket-picking	1	0.28

Purse-snatching	2	0.55
Shoplifting	68	18.83
Simple Assault	25	6.92
Stolen Property Offenses	4	1.11
Theft From Building	3	0.83
Theft From Coin Operated Ma	2	0.55
Theft From Motor Vehicle	8	2.22
Weapon Law Violations	6	1.66

	<u>Index Offense Count</u>	<u>Crime Rate</u>	<u>Population</u>
Lewisburg PD	109	30.19	3,611

## Lewisburg SP

<u>Offense</u>	<u>Offense</u>	<u>Crime Rate (per 1,000 persons)</u>
Aggravated Assault	10	N/A
All Other Larceny	27	N/A
Arson	3	N/A
Burglary/Breaking & Entering	31	N/A
Counterfeiting/Forgery	22	N/A
Credit Card/Automatic Teller I	3	N/A
Destruction/Damage/Vandalis	53	N/A
Embezzlement	1	N/A
False Pretenses/Swindle/Cont	7	N/A
Forcible Fondling	1	N/A
Forcible Rape	1	N/A
Forcible Sodomy	1	N/A
Impersonation	1	N/A
Intimidation	12	N/A
Motor Vehicle Theft	5	N/A
Murder and Nonnegligent Mar	1	N/A
Pocket-picking	1	N/A
Purse-snatching	6	N/A
Shoplifting	2	N/A
Simple Assault	34	N/A
Theft From Building	13	N/A
Theft From Motor Vehicle	10	N/A
Theft of Motor Vehicle Parts/A	6	N/A
Weapon Law Violations	2	N/A

	<u>Index Offense Count</u>	<u>Crime Rate</u>	<u>Population</u>
Lewisburg SP	113		

## Rainelle SP

<u>Offense</u>	<u>Offense</u>	<u>Crime Rate (per 1,000 persons)</u>
Aggravated Assault	4	N/A
All Other Larceny	16	N/A
Arson	1	N/A
Burglary/Breaking & Entering	15	N/A
Counterfeiting/Forgery	3	N/A

Destruction/Damage/Vandalis	40	N/A
Embezzlement	1	N/A
Impersonation	1	N/A
Intimidation	2	N/A
Motor Vehicle Theft	3	N/A
Purse-snatching	2	N/A
Shoplifting	2	N/A
Simple Assault	11	N/A
Theft From Motor Vehicle	1	N/A
Theft of Motor Vehicle Parts/A	3	N/A

	<u>Index Offense Count</u>	<u>Crime Rate</u>	<u>Population</u>
Rainelle SP	46		

## Ronceverte PD

<u>Offense</u>	<u>Offense</u>	<u>Crime Rate (per 1,000 persons)</u>
Aggravated Assault	1	0.64
All Other Larceny	5	3.22
Burglary/Breaking & Entering	14	9.02
Counterfeiting/Forgery	1	0.64
Destruction/Damage/Vandalis	36	23.20
Motor Vehicle Theft	2	1.29
Shoplifting	1	0.64
Simple Assault	4	2.58
Statutory Rape	1	0.64
Theft From Building	8	5.15
Theft From Motor Vehicle	4	2.58

	<u>Index Offense Count</u>	<u>Crime Rate</u>	<u>Population</u>
Ronceverte PD	35	22.55	1,552

## White Sulfur Springs PD

<u>Offense</u>	<u>Offense</u>	<u>Crime Rate (per 1,000 persons)</u>
Destruction/Damage/Vandalis	1	0.43
Intimidation	1	0.43
Motor Vehicle Theft	1	0.43
Simple Assault	5	2.17
Theft of Motor Vehicle Parts/A	1	0.43

	<u>Index Offense Count</u>	<u>Crime Rate</u>	<u>Population</u>
White Sulfur Springs PD	2	0.87	2,307

## Greenbrier

	<u>Index Offense</u>	<u>Crime Rate</u>	<u>Population</u>
	373	11.71	31,862

## Hampshire

### Capon Bridge PD

<u>Offense</u>	<u>Offense</u>	<u>Crime Rate (per 1,000 persons)</u>
Burglary/Breaking & Entering	1	5.03

Counterfeiting/Forgery	1	5.03
Destruction/Damage/Vandalis	1	5.03
Drug/Narcotic Violations	1	5.03
Simple Assault	2	10.05
Theft From Motor Vehicle	1	5.03
Theft of Motor Vehicle Parts/A	1	5.03

	<u>Index Offense Count</u>	<u>Crime Rate</u>	<u>Population</u>
Capon Bridge PD	3	15.08	199

## DNR - 2 - Hampshire

<u>Offense</u>	<u>Offense</u>	<u>Crime Rate (per 1,000 persons)</u>
Drug/Narcotic Violations	2	N/A

	<u>Index Offense Count</u>	<u>Crime Rate</u>	<u>Population</u>
DNR - 2 - Hampshire	0		

## FIRE MARSHAL - Hampshire

<u>Offense</u>	<u>Offense</u>	<u>Crime Rate (per 1,000 persons)</u>
Arson	2	N/A

	<u>Index Offense Count</u>	<u>Crime Rate</u>	<u>Population</u>
FIRE MARSHAL - Hampshire	0		

## Hampshire Co SO

<u>Offense</u>	<u>Offense</u>	<u>Crime Rate (per 1,000 persons)</u>
Aggravated Assault	16	0.89
All Other Larceny	10	0.56
Burglary/Breaking & Entering	41	2.28
Counterfeiting/Forgery	2	0.11
Credit Card/Automatic Teller I	2	0.11
Destruction/Damage/Vandalis	46	2.56
Drug Equipment Violations	1	0.06
Drug/Narcotic Violations	17	0.94
False Pretenses/Swindle/Cont	2	0.11
Forcible Fondling	4	0.22
Intimidation	9	0.50
Kidnaping/Abduction	1	0.06
Motor Vehicle Theft	4	0.22
Purse-snatching	5	0.28
Simple Assault	28	1.56
Stolen Property Offenses	3	0.17
Theft From Building	3	0.17
Theft From Coin Operated Ma	1	0.06
Theft From Motor Vehicle	9	0.50
Theft of Motor Vehicle Parts/A	1	0.06
Weapon Law Violations	2	0.11

	<u>Index Offense Count</u>	<u>Crime Rate</u>	<u>Population</u>
Hampshire Co SO	90	5.00	17,999



## Romney PD

<u>Offense</u>	<u>Offense</u>	<u>Crime Rate (per 1,000 persons)</u>
Aggravated Assault	2	1.03
All Other Larceny	6	3.10
Burglary/Breaking & Entering	1	0.52
Counterfeiting/Forgery	4	2.07
Destruction/Damage/Vandalis	11	5.69
Drug Equipment Violations	1	0.52
Drug/Narcotic Violations	1	0.52
Embezzlement	1	0.52
Intimidation	1	0.52
Motor Vehicle Theft	4	2.07
Simple Assault	7	3.62
Stolen Property Offenses	1	0.52
Theft From Motor Vehicle	3	1.55
Theft of Motor Vehicle Parts/A	1	0.52
Weapon Law Violations	1	0.52

	<u>Index Offense Count</u>	<u>Crime Rate</u>	<u>Population</u>
Romney PD	17	8.79	1,933

## Romney SP

<u>Offense</u>	<u>Offense</u>	<u>Crime Rate (per 1,000 persons)</u>
Aggravated Assault	24	N/A
All Other Larceny	52	N/A
Arson	5	N/A
Burglary/Breaking & Entering	80	N/A
Counterfeiting/Forgery	11	N/A
Credit Card/Automatic Teller I	1	N/A
Destruction/Damage/Vandalis	110	N/A
Drug Equipment Violations	1	N/A
Drug/Narcotic Violations	16	N/A
False Pretenses/Swindle/Cont	4	N/A
Forcible Fondling	4	N/A
Forcible Rape	4	N/A
Impersonation	1	N/A
Intimidation	34	N/A
Kidnaping/Abduction	2	N/A
Motor Vehicle Theft	19	N/A
Murder and Nonnegligent Mar	1	N/A
Sexual Assault With An Objec	1	N/A
Shoplifting	2	N/A
Simple Assault	127	N/A
Statutory Rape	2	N/A
Stolen Property Offenses	5	N/A
Theft of Motor Vehicle Parts/A	25	N/A
Weapon Law Violations	5	N/A

Romney SP	<u>Index Offense Count</u> 207	<u>Crime Rate</u>	<u>Population</u>
<b>Hampshire</b>	<u>Index Offense</u> 317	<u>Crime Rate</u> 15.75	<u>Population</u> 20,131

## Hancock

### DNR - 1 - Hancock

<u>Offense</u>	<u>Offense</u>	<u>Crime Rate (per 1,000 persons)</u>
False Pretenses/Swindle/Cont	1	N/A
Weapon Law Violations	1	N/A

DNR - 1 - Hancock	<u>Index Offense Count</u> 0	<u>Crime Rate</u>	<u>Population</u>
-------------------	---------------------------------	-------------------	-------------------

### FIRE MARSHAL - Hancock

<u>Offense</u>	<u>Offense</u>	<u>Crime Rate (per 1,000 persons)</u>
Arson	9	N/A

FIRE MARSHAL - Hancock	<u>Index Offense Count</u> 0	<u>Crime Rate</u>	<u>Population</u>
------------------------	---------------------------------	-------------------	-------------------

### Hancock Co SO

<u>Offense</u>	<u>Offense</u>	<u>Crime Rate (per 1,000 persons)</u>
Aggravated Assault	1	0.08

Hancock Co SO	<u>Index Offense Count</u> 1	<u>Crime Rate</u> 0.08	<u>Population</u> 12,406
---------------	---------------------------------	---------------------------	-----------------------------

### New Cumberland PD

<u>Offense</u>	<u>Offense</u>	<u>Crime Rate (per 1,000 persons)</u>
Aggravated Assault	2	1.82
Arson	3	2.74
Burglary/Breaking & Entering	3	2.74
Counterfeiting/Forgery	1	0.91
Destruction/Damage/Vandalis	11	10.04
Drug/Narcotic Violations	10	9.12
Impersonation	1	0.91
Intimidation	7	6.39
Pocket-picking	1	0.91
Simple Assault	13	11.86
Theft From Building	3	2.74
Theft From Motor Vehicle	2	1.82

New Cumberland PD	<u>Index Offense Count</u> 11	<u>Crime Rate</u> 10.04	<u>Population</u> 1,096
-------------------	----------------------------------	----------------------------	----------------------------

### New Cumberland SP

<u>Offense</u>	<u>Offense</u>	<u>Crime Rate (per 1,000 persons)</u>
Aggravated Assault	2	N/A
Burglary/Breaking & Entering	1	N/A

Forcible Fondling	1	N/A
Incest	1	N/A
Intimidation	1	N/A
Simple Assault	2	N/A
Statutory Rape	1	N/A

	<u>Index Offense Count</u>	<u>Crime Rate</u>	<u>Population</u>
New Cumberland SP	3		

## Weirton PD

<u>Offense</u>	<u>Offense</u>	<u>Crime Rate (per 1,000 persons)</u>
Aggravated Assault	17	0.84
All Other Larceny	97	4.77
Arson	3	0.15
Burglary/Breaking & Entering	82	4.03
Counterfeiting/Forgery	29	1.43
Credit Card/Automatic Teller I	6	0.30
Destruction/Damage/Vandalis	191	9.39
Drug/Narcotic Violations	4	0.20
Embezzlement	5	0.25
False Pretenses/Swindle/Cont	42	2.07
Forcible Rape	4	0.20
Intimidation	58	2.85
Motor Vehicle Theft	13	0.64
Purse-snatching	3	0.15
Robbery	7	0.34
Shoplifting	79	3.88
Simple Assault	204	10.03
Statutory Rape	2	0.10
Stolen Property Offenses	1	0.05
Theft From Building	12	0.59
Theft From Coin Operated Ma	2	0.10
Theft From Motor Vehicle	74	3.64
Theft of Motor Vehicle Parts/A	13	0.64

	<u>Index Offense Count</u>	<u>Crime Rate</u>	<u>Population</u>
Weirton PD	403	19.82	20,338

## Hancock

	<u>Index Offense</u>	<u>Crime Rate</u>	<u>Population</u>
	418	12.35	33,840

## Hardy

### DNR - 2 - Hardy

<u>Offense</u>	<u>Offense</u>	<u>Crime Rate (per 1,000 persons)</u>
Drug/Narcotic Violations	3	N/A
Weapon Law Violations	1	N/A

	<u>Index Offense Count</u>	<u>Crime Rate</u>	<u>Population</u>
DNR - 2 - Hardy	0		

## FIRE MARSHAL - Hardy

<u>Offense</u>	<u>Offense</u>	<u>Crime Rate (per 1,000 persons)</u>
Arson	2	N/A

	<u>Index Offense Count</u>	<u>Crime Rate</u>	<u>Population</u>
FIRE MARSHAL - Hardy	0		

## Hardy Co SO

<u>Offense</u>	<u>Offense</u>	<u>Crime Rate (per 1,000 persons)</u>
Aggravated Assault	1	0.10
All Other Larceny	9	0.90
Arson	1	0.10
Burglary/Breaking & Entering	17	1.70
Counterfeiting/Forgery	3	0.30
Destruction/Damage/Vandalis	17	1.70
Drug/Narcotic Violations	2	0.20
Embezzlement	1	0.10
False Pretenses/Swindle/Cont	3	0.30
Intimidation	2	0.20
Sexual Assault With An Objec	1	0.10
Simple Assault	7	0.70
Theft From Building	4	0.40
Theft From Motor Vehicle	4	0.40
Theft of Motor Vehicle Parts/A	1	0.10
Weapon Law Violations	1	0.10

	<u>Index Offense Count</u>	<u>Crime Rate</u>	<u>Population</u>
Hardy Co SO	36	3.60	10,012

## Moorefield PD

<u>Offense</u>	<u>Offense</u>	<u>Crime Rate (per 1,000 persons)</u>
Aggravated Assault	9	3.80
All Other Larceny	4	1.69
Arson	1	0.42
Burglary/Breaking & Entering	12	5.07
Counterfeiting/Forgery	5	2.11
Destruction/Damage/Vandalis	16	6.76
Drug/Narcotic Violations	6	2.54
False Pretenses/Swindle/Cont	3	1.27
Impersonation	1	0.42
Intimidation	5	2.11
Motor Vehicle Theft	3	1.27
Robbery	1	0.42
Shoplifting	1	0.42
Simple Assault	42	17.75
Statutory Rape	1	0.42
Stolen Property Offenses	1	0.42
Theft From Building	10	4.23

Theft From Motor Vehicle	7	2.96
Weapon Law Violations	2	0.85

	<u>Index Offense Count</u>	<u>Crime Rate</u>	<u>Population</u>
Moorefield PD	47	19.86	2,366

## Moorefield SP

<u>Offense</u>	<u>Offense</u>	<u>Crime Rate (per 1,000 persons)</u>
Aggravated Assault	12	N/A
All Other Larceny	18	N/A
Arson	3	N/A
Burglary/Breaking & Entering	34	N/A
Counterfeiting/Forgery	8	N/A
Destruction/Damage/Vandalis	19	N/A
Drug/Narcotic Violations	7	N/A
False Pretenses/Swindle/Cont	6	N/A
Forcible Fondling	2	N/A
Forcible Rape	1	N/A
Impersonation	1	N/A
Intimidation	5	N/A
Kidnaping/Abduction	3	N/A
Motor Vehicle Theft	8	N/A
Pornography/Obscene Materi:	1	N/A
Sexual Assault With An Objec	1	N/A
Shoplifting	1	N/A
Simple Assault	30	N/A
Theft From Building	1	N/A
Theft From Motor Vehicle	4	N/A
Theft of Motor Vehicle Parts/A	13	N/A
Weapon Law Violations	1	N/A

	<u>Index Offense Count</u>	<u>Crime Rate</u>	<u>Population</u>
Moorefield SP	92		

## Wardensville PD

<u>Offense</u>	<u>Offense</u>	<u>Crime Rate (per 1,000 persons)</u>
Aggravated Assault	3	12.24
Burglary/Breaking & Entering	1	4.08
Counterfeiting/Forgery	1	4.08
Destruction/Damage/Vandalis	1	4.08
Intimidation	1	4.08
Simple Assault	2	8.16

	<u>Index Offense Count</u>	<u>Crime Rate</u>	<u>Population</u>
Wardensville PD	4	16.33	245

## Hardy

	<u>Index Offense</u>	<u>Crime Rate</u>	<u>Population</u>
	179	14.18	12,623

## Harrison

## Bridgeport PD

<u>Offense</u>	<u>Offense</u>	<u>Crime Rate (per 1,000 persons)</u>
Aggravated Assault	1	0.14
All Other Larceny	11	1.51
Arson	1	0.14
Burglary/Breaking & Entering	7	0.96
Counterfeiting/Forgery	4	0.55
Credit Card/Automatic Teller I	10	1.37
Destruction/Damage/Vandalis	151	20.74
Drug/Narcotic Violations	9	1.24
Embezzlement	2	0.27
Forcible Fondling	2	0.27
Impersonation	1	0.14
Intimidation	6	0.82
Motor Vehicle Theft	3	0.41
Pocket-picking	1	0.14
Purse-snatching	7	0.96
Robbery	1	0.14
Shoplifting	82	11.26
Simple Assault	29	3.98
Theft From Building	40	5.49
Theft From Coin Operated Ma	5	0.69
Theft From Motor Vehicle	25	3.43
Theft of Motor Vehicle Parts/A	4	0.55
Weapon Law Violations	3	0.41

	<u>Index Offense Count</u>	<u>Crime Rate</u>	<u>Population</u>
Bridgeport PD	187	25.69	7,280

## Bridgeport SP

<u>Offense</u>	<u>Offense</u>	<u>Crime Rate (per 1,000 persons)</u>
Aggravated Assault	14	N/A
All Other Larceny	40	N/A
Arson	4	N/A
Burglary/Breaking & Entering	23	N/A
Counterfeiting/Forgery	10	N/A
Credit Card/Automatic Teller I	2	N/A
Destruction/Damage/Vandalis	68	N/A
Drug/Narcotic Violations	17	N/A
Embezzlement	2	N/A
False Pretenses/Swindle/Cont	7	N/A
Forcible Fondling	5	N/A
Forcible Rape	2	N/A
Intimidation	12	N/A
Motor Vehicle Theft	12	N/A
Purse-snatching	1	N/A
Robbery	1	N/A

Shoplifting	3	N/A
Simple Assault	38	N/A
Statutory Rape	1	N/A
Stolen Property Offenses	2	N/A
Theft From Building	18	N/A
Theft From Motor Vehicle	18	N/A
Theft of Motor Vehicle Parts/A	73	N/A
Weapon Law Violations	2	N/A

Index Offense Count      Crime Rate      Population  
205

Bridgeport SP

### Clarksburg PD

<u>Offense</u>	<u>Offense</u>	<u>Crime Rate (per 1,000 persons)</u>
Aggravated Assault	32	1.92
All Other Larceny	146	8.75
Arson	5	0.30
Burglary/Breaking & Entering	64	3.84
Counterfeiting/Forgery	39	2.34
Credit Card/Automatic Teller I	11	0.66
Destruction/Damage/Vandalis	101	6.05
Drug/Narcotic Violations	14	0.84
Embezzlement	1	0.06
False Pretenses/Swindle/Cont	8	0.48
Forcible Fondling	6	0.36
Forcible Rape	6	0.36
Forcible Sodomy	2	0.12
Intimidation	12	0.72
Kidnaping/Abduction	1	0.06
Motor Vehicle Theft	18	1.08
Robbery	5	0.30
Sexual Assault With An Objec	1	0.06
Shoplifting	25	1.50
Simple Assault	379	22.72
Statutory Rape	1	0.06
Stolen Property Offenses	3	0.18
Theft From Building	5	0.30
Theft From Coin Operated Ma	1	0.06
Theft From Motor Vehicle	7	0.42
Weapon Law Violations	4	0.24

Index Offense Count      Crime Rate      Population  
309                              18.52                              16,683

Clarksburg PD

### DNR - 1 - Harrison

<u>Offense</u>	<u>Offense</u>	<u>Crime Rate (per 1,000 persons)</u>
Weapon Law Violations	5	N/A

Index Offense Count      Crime Rate      Population  
0

DNR - 1 - Harrison

## FIRE MARSHAL - Harrison

<u>Offense</u>	<u>Offense</u>	<u>Crime Rate (per 1,000 persons)</u>
Arson	13	N/A

	<u>Index Offense Count</u>	<u>Crime Rate</u>	<u>Population</u>
FIRE MARSHAL - Harrison	0		

## Harrison Co SO

<u>Offense</u>	<u>Offense</u>	<u>Crime Rate (per 1,000 persons)</u>
Aggravated Assault	32	0.93
All Other Larceny	117	3.40
Arson	5	0.15
Burglary/Breaking & Entering	57	1.66
Counterfeiting/Forgery	8	0.23
Destruction/Damage/Vandalis	157	4.56
Drug Equipment Violations	1	0.03
Drug/Narcotic Violations	17	0.49
Embezzlement	1	0.03
False Pretenses/Swindle/Cont	10	0.29
Forcible Fondling	6	0.17
Forcible Sodomy	1	0.03
Intimidation	10	0.29
Kidnaping/Abduction	1	0.03
Motor Vehicle Theft	13	0.38
Murder and Nonnegligent Mar	3	0.09
Robbery	1	0.03
Sexual Assault With An Objec	1	0.03
Shoplifting	10	0.29
Simple Assault	181	5.26
Statutory Rape	1	0.03
Stolen Property Offenses	1	0.03
Theft From Motor Vehicle	16	0.47
Theft of Motor Vehicle Parts/A	2	0.06
Weapon Law Violations	2	0.06

	<u>Index Offense Count</u>	<u>Crime Rate</u>	<u>Population</u>
Harrison Co SO	251	7.30	34,405

## Lumberport PD

<u>Offense</u>	<u>Offense</u>	<u>Crime Rate (per 1,000 persons)</u>
Aggravated Assault	3	3.22
Burglary/Breaking & Entering	1	1.07
Drug/Narcotic Violations	3	3.22
Simple Assault	2	2.14

	<u>Index Offense Count</u>	<u>Crime Rate</u>	<u>Population</u>
Lumberport PD	4	4.29	933

## Nutter Fort PD

<u>Offense</u>	<u>Offense</u>	<u>Crime Rate (per 1,000 persons)</u>
----------------	----------------	---------------------------------------



All Other Larceny	11	6.55
Burglary/Breaking & Entering	2	1.19
Counterfeiting/Forgery	6	3.57
Destruction/Damage/Vandalis	5	2.98
Drug/Narcotic Violations	4	2.38
False Pretenses/Swindle/Cont	3	1.79
Intimidation	5	2.98
Motor Vehicle Theft	4	2.38
Robbery	1	0.60
Shoplifting	3	1.79
Simple Assault	7	4.17
Theft of Motor Vehicle Parts/A	3	1.79

<u>Index Offense Count</u>	<u>Crime Rate</u>	<u>Population</u>
24	14.29	1,680

Nutter Fort PD

### Salem PD

<u>Offense</u>	<u>Offense</u>	<u>Crime Rate (per 1,000 persons)</u>
Aggravated Assault	1	0.50
All Other Larceny	3	1.50
Burglary/Breaking & Entering	2	1.00
Counterfeiting/Forgery	2	1.00
Destruction/Damage/Vandalis	19	9.50
Motor Vehicle Theft	2	1.00
Simple Assault	9	4.50
Theft From Building	4	2.00
Theft From Motor Vehicle	3	1.50

<u>Index Offense Count</u>	<u>Crime Rate</u>	<u>Population</u>
15	7.50	1,999

Salem PD

### Shinnston PD

<u>Offense</u>	<u>Offense</u>	<u>Crime Rate (per 1,000 persons)</u>
Aggravated Assault	9	3.94
Counterfeiting/Forgery	1	0.44
Destruction/Damage/Vandalis	5	2.19
Drug/Narcotic Violations	22	9.62
False Pretenses/Swindle/Cont	1	0.44
Intimidation	14	6.12
Motor Vehicle Theft	2	0.87
Shoplifting	9	3.94
Simple Assault	20	8.75
Theft From Motor Vehicle	1	0.44
Weapon Law Violations	3	1.31

<u>Index Offense Count</u>	<u>Crime Rate</u>	<u>Population</u>
21	9.18	2,287

Shinnston PD

### Stonewood PD

<u>Offense</u>	<u>Offense</u>	<u>Crime Rate (per 1,000 persons)</u>
----------------	----------------	---------------------------------------

Aggravated Assault	8	4.42
All Other Larceny	9	4.98
Burglary/Breaking & Entering	1	0.55
Destruction/Damage/Vandalis	13	7.19
False Pretenses/Swindle/Cont	1	0.55
Forcible Rape	1	0.55
Impersonation	1	0.55
Intimidation	1	0.55
Simple Assault	11	6.08
Theft From Building	10	5.53
Theft From Motor Vehicle	4	2.21

	<u>Index Offense Count</u>	<u>Crime Rate</u>	<u>Population</u>
Stonewood PD	33	18.24	1,809

### West Milford PD

<u>Offense</u>	<u>Offense</u>	<u>Crime Rate (per 1,000 persons)</u>
All Other Larceny	1	1.54
Theft From Motor Vehicle	1	1.54

	<u>Index Offense Count</u>	<u>Crime Rate</u>	<u>Population</u>
West Milford PD	2	3.09	648

### Harrison

	<u>Index Offense</u>	<u>Crime Rate</u>	<u>Population</u>
	1,051	15.52	67,724

### Jackson

---

#### DNR - 6 - Jackson

<u>Offense</u>	<u>Offense</u>	<u>Crime Rate (per 1,000 persons)</u>
Drug/Narcotic Violations	7	N/A
Weapon Law Violations	1	N/A

	<u>Index Offense Count</u>	<u>Crime Rate</u>	<u>Population</u>
DNR - 6 - Jackson	0		

#### FIRE MARSHAL - Jackson

<u>Offense</u>	<u>Offense</u>	<u>Crime Rate (per 1,000 persons)</u>
Arson	2	N/A

	<u>Index Offense Count</u>	<u>Crime Rate</u>	<u>Population</u>
FIRE MARSHAL - Jackson	0		

#### Jackson Co SO

<u>Offense</u>	<u>Offense</u>	<u>Crime Rate (per 1,000 persons)</u>
Aggravated Assault	8	0.39
All Other Larceny	70	3.39
Arson	1	0.05
Burglary/Breaking & Entering	54	2.62
Counterfeiting/Forgery	3	0.15
Destruction/Damage/Vandalis	67	3.25

Drug/Narcotic Violations	6	0.29
Forcible Rape	1	0.05
Forcible Sodomy	1	0.05
Intimidation	15	0.73
Kidnaping/Abduction	1	0.05
Motor Vehicle Theft	20	0.97
Murder and Nonnegligent Mar	2	0.10
Robbery	2	0.10
Sexual Assault With An Objec	1	0.05
Simple Assault	101	4.90
Theft From Building	24	1.16
Theft From Coin Operated Ma	2	0.10
Theft From Motor Vehicle	14	0.68
Theft of Motor Vehicle Parts/A	2	0.10
Weapon Law Violations	2	0.10

	<u>Index Offense Count</u>	<u>Crime Rate</u>	<u>Population</u>
Jackson Co SO	199	9.65	20,631

### Ravenswood PD

<u>Offense</u>	<u>Offense</u>	<u>Crime Rate (per 1,000 persons)</u>
Aggravated Assault	4	1.00
All Other Larceny	11	2.74
Burglary/Breaking & Entering	13	3.24
Destruction/Damage/Vandalis	9	2.24
Intimidation	6	1.49
Motor Vehicle Theft	3	0.75
Purse-snatching	2	0.50
Shoplifting	3	0.75
Simple Assault	29	7.22
Theft From Building	5	1.24
Theft From Motor Vehicle	21	5.23

	<u>Index Offense Count</u>	<u>Crime Rate</u>	<u>Population</u>
Ravenswood PD	62	15.43	4,017

### Ripley PD

<u>Offense</u>	<u>Offense</u>	<u>Crime Rate (per 1,000 persons)</u>
Aggravated Assault	3	0.92
All Other Larceny	14	4.31
Burglary/Breaking & Entering	3	0.92
Counterfeiting/Forgery	3	0.92
Credit Card/Automatic Teller I	1	0.31
Destruction/Damage/Vandalis	34	10.46
Drug Equipment Violations	2	0.62
Drug/Narcotic Violations	6	1.85
Embezzlement	1	0.31
Forcible Fondling	1	0.31
Intimidation	7	2.15

Motor Vehicle Theft	2	0.62
Pocket-picking	1	0.31
Purse-snatching	4	1.23
Simple Assault	30	9.23
Theft From Building	17	5.23
Theft From Motor Vehicle	23	7.07
Theft of Motor Vehicle Parts/A	1	0.31

	<u>Index</u>	<u>Offense Count</u>	<u>Crime Rate</u>	<u>Population</u>
Ripley PD		68	20.91	3,252

## Ripley SP

<u>Offense</u>	<u>Offense</u>	<u>Crime Rate (per 1,000 persons)</u>
Aggravated Assault	5	N/A
All Other Larceny	16	N/A
Arson	1	N/A
Burglary/Breaking & Entering	12	N/A
Counterfeiting/Forgery	5	N/A
Destruction/Damage/Vandalis	30	N/A
Drug/Narcotic Violations	2	N/A
Embezzlement	1	N/A
Forcible Fondling	4	N/A
Forcible Rape	1	N/A
Intimidation	4	N/A
Kidnaping/Abduction	1	N/A
Motor Vehicle Theft	10	N/A
Purse-snatching	1	N/A
Sexual Assault With An Objec	1	N/A
Simple Assault	33	N/A
Theft From Building	3	N/A
Theft From Coin Operated Ma	1	N/A
Theft From Motor Vehicle	15	N/A
Theft of Motor Vehicle Parts/A	14	N/A

	<u>Index</u>	<u>Offense Count</u>	<u>Crime Rate</u>	<u>Population</u>
Ripley SP		78		

## Jackson

	<u>Index</u>	<u>Offense</u>	<u>Crime Rate</u>	<u>Population</u>
		407	14.59	27,900

## Jefferson

### Charles Town PD

<u>Offense</u>	<u>Offense</u>	<u>Crime Rate (per 1,000 persons)</u>
Aggravated Assault	1	0.35
All Other Larceny	6	2.07
Burglary/Breaking & Entering	1	0.35
Counterfeiting/Forgery	1	0.35
Destruction/Damage/Vandalis	7	2.42

Drug/Narcotic Violations	6	2.07
Robbery	1	0.35
Simple Assault	9	3.11
Theft From Building	1	0.35

	<u>Index Offense Count</u>	<u>Crime Rate</u>	<u>Population</u>
Charles Town PD	10	3.45	2,896

### DNR - 2 - Jefferson

<u>Offense</u>	<u>Offense</u>	<u>Crime Rate (per 1,000 persons)</u>
Drug/Narcotic Violations	6	N/A
Stolen Property Offenses	1	N/A
Theft of Motor Vehicle Parts/A	1	N/A
Weapon Law Violations	5	N/A

	<u>Index Offense Count</u>	<u>Crime Rate</u>	<u>Population</u>
DNR - 2 - Jefferson	1		

### FIRE MARSHAL - Jefferson

<u>Offense</u>	<u>Offense</u>	<u>Crime Rate (per 1,000 persons)</u>
Arson	1	N/A

	<u>Index Offense Count</u>	<u>Crime Rate</u>	<u>Population</u>
FIRE MARSHAL - Jefferson	0		

### Jefferson Co SO

<u>Offense</u>	<u>Offense</u>	<u>Crime Rate (per 1,000 persons)</u>
Aggravated Assault	13	0.38
All Other Larceny	86	2.53
Burglary/Breaking & Entering	38	1.12
Counterfeiting/Forgery	1	0.03
Destruction/Damage/Vandalis	135	3.96
Drug/Narcotic Violations	6	0.18
False Pretenses/Swindle/Cont	5	0.15
Forcible Rape	2	0.06
Forcible Sodomy	1	0.03
Impersonation	1	0.03
Intimidation	13	0.38
Motor Vehicle Theft	1	0.03
Purse-snatching	2	0.06
Robbery	2	0.06
Shoplifting	6	0.18
Simple Assault	70	2.06
Theft From Building	6	0.18
Theft From Motor Vehicle	13	0.38

	<u>Index Offense Count</u>	<u>Crime Rate</u>	<u>Population</u>
Jefferson Co SO	169	4.96	34,055

### Kearneysville SP

<u>Offense</u>	<u>Offense</u>	<u>Crime Rate (per 1,000 persons)</u>
----------------	----------------	---------------------------------------

Aggravated Assault	23	N/A
All Other Larceny	42	N/A
Arson	4	N/A
Burglary/Breaking & Entering	60	N/A
Counterfeiting/Forgery	22	N/A
Credit Card/Automatic Teller I	8	N/A
Destruction/Damage/Vandalis	182	N/A
Drug/Narcotic Violations	22	N/A
Embezzlement	11	N/A
False Pretenses/Swindle/Cont	18	N/A
Forcible Fondling	4	N/A
Forcible Rape	3	N/A
Impersonation	4	N/A
Incest	2	N/A
Intimidation	14	N/A
Kidnaping/Abduction	1	N/A
Motor Vehicle Theft	45	N/A
Pocket-picking	1	N/A
Purse-snatching	1	N/A
Robbery	4	N/A
Shoplifting	34	N/A
Simple Assault	146	N/A
Statutory Rape	1	N/A
Theft From Building	37	N/A
Theft From Coin Operated Ma	3	N/A
Theft From Motor Vehicle	46	N/A
Theft of Motor Vehicle Parts/A	73	N/A
Weapon Law Violations	3	N/A
Wire Fraud	1	N/A

	<u>Index Offense Count</u>	<u>Crime Rate</u>	<u>Population</u>
Kearneysville SP	372		

## Shepherd College

<u>Offense</u>	<u>Offense</u>	<u>Crime Rate (per 1,000 persons)</u>
All Other Larceny	9	N/A
Destruction/Damage/Vandalis	13	N/A
Drug/Narcotic Violations	2	N/A
Intimidation	1	N/A
Simple Assault	1	N/A
Theft From Building	7	N/A
Theft From Motor Vehicle	6	N/A

	<u>Index Offense Count</u>	<u>Crime Rate</u>	<u>Population</u>
Shepherd College	22		

## Jefferson

	<u>Index Offense</u>	<u>Crime Rate</u>	<u>Population</u>
	574	15.53	36,951

# Kanawha

## Belle PD

<u>Offense</u>	<u>Offense</u>	<u>Crime Rate (per 1,000 persons)</u>
All Other Larceny	1	0.80
Burglary/Breaking & Entering	1	0.80
Destruction/Damage/Vandalis	2	1.59
Forcible Fondling	1	0.80
Motor Vehicle Theft	4	3.19
Simple Assault	1	0.80
Theft From Building	2	1.59
Theft From Motor Vehicle	2	1.59

	<u>Index Offense Count</u>	<u>Crime Rate</u>	<u>Population</u>
Belle PD	10	7.97	1,255

## Charleston PD

<u>Offense</u>	<u>Offense</u>	<u>Crime Rate (per 1,000 persons)</u>
Aggravated Assault	308	5.79
All Other Larceny	1,064	19.99
Arson	54	1.01
Assisting or Promoting Prosti	66	1.24
Burglary/Breaking & Entering	853	16.02
Counterfeiting/Forgery	239	4.49
Credit Card/Automatic Teller I	99	1.86
Destruction/Damage/Vandalis	1,263	23.73
Drug Equipment Violations	1	0.02
Drug/Narcotic Violations	220	4.13
Embezzlement	39	0.73
False Pretenses/Swindle/Cont	93	1.75
Forcible Fondling	18	0.34
Forcible Rape	28	0.53
Forcible Sodomy	10	0.19
Impersonation	22	0.41
Incest	1	0.02
Intimidation	265	4.98
Kidnaping/Abduction	23	0.43
Motor Vehicle Theft	475	8.92
Murder and Nonnegligent Mar	7	0.13
Pocket-picking	8	0.15
Prostitution	85	1.60
Purse-snatching	10	0.19
Robbery	163	3.06
Sexual Assault With An Objec	5	0.09
Shoplifting	454	8.53
Simple Assault	1,134	21.30
Statutory Rape	11	0.21

Stolen Property Offenses	29	0.54
Theft From Building	96	1.80
Theft From Coin Operated Ma	11	0.21
Theft From Motor Vehicle	988	18.56
Theft of Motor Vehicle Parts/A	51	0.96
Weapon Law Violations	45	0.85

	<u>Index</u>	<u>Offense Count</u>	<u>Crime Rate</u>	<u>Population</u>
Charleston PD		4,516	84.84	53,230

### Chesapeake PD

<u>Offense</u>	<u>Offense</u>	<u>Crime Rate (per 1,000 persons)</u>
Aggravated Assault	7	4.28
All Other Larceny	4	2.44
Destruction/Damage/Vandalis	2	1.22
Intimidation	2	1.22
Motor Vehicle Theft	4	2.44
Simple Assault	8	4.89
Theft From Building	7	4.28
Theft From Motor Vehicle	7	4.28
Weapon Law Violations	1	0.61

	<u>Index</u>	<u>Offense Count</u>	<u>Crime Rate</u>	<u>Population</u>
Chesapeake PD		29	17.72	1,637

### Clendenin PD

<u>Offense</u>	<u>Offense</u>	<u>Crime Rate (per 1,000 persons)</u>
Aggravated Assault	3	2.70
All Other Larceny	1	0.90
Burglary/Breaking & Entering	5	4.50
Destruction/Damage/Vandalis	4	3.60
False Pretenses/Swindle/Coni	1	0.90
Forcible Fondling	1	0.90
Simple Assault	11	9.89
Stolen Property Offenses	1	0.90
Theft From Building	5	4.50
Theft From Coin Operated Ma	1	0.90
Theft From Motor Vehicle	3	2.70
Weapon Law Violations	1	0.90

	<u>Index</u>	<u>Offense Count</u>	<u>Crime Rate</u>	<u>Population</u>
Clendenin PD		18	16.19	1,112

### DNR - 5 - Kanawha

<u>Offense</u>	<u>Offense</u>	<u>Crime Rate (per 1,000 persons)</u>
Drug/Narcotic Violations	3	N/A

	<u>Index</u>	<u>Offense Count</u>	<u>Crime Rate</u>	<u>Population</u>
DNR - 5 - Kanawha		0		

### Dunbar PD



<u>Offense</u>	<u>Offense</u>	<u>Crime Rate (per 1,000 persons)</u>
Aggravated Assault	7	0.86
All Other Larceny	87	10.71
Arson	3	0.37
Burglary/Breaking & Entering	50	6.15
Counterfeiting/Forgery	7	0.86
Credit Card/Automatic Teller I	2	0.25
Destruction/Damage/Vandalis	102	12.55
Embezzlement	2	0.25
False Pretenses/Swindle/Cont	6	0.74
Forcible Fondling	4	0.49
Forcible Rape	2	0.25
Impersonation	3	0.37
Intimidation	13	1.60
Kidnaping/Abduction	1	0.12
Motor Vehicle Theft	24	2.95
Purse-snatching	1	0.12
Robbery	5	0.62
Shoplifting	11	1.35
Simple Assault	115	14.15
Stolen Property Offenses	2	0.25
Theft From Building	5	0.62
Theft From Motor Vehicle	57	7.02
Theft of Motor Vehicle Parts/A	2	0.25
Weapon Law Violations	8	0.98

	<u>Index Offense Count</u>	<u>Crime Rate</u>	<u>Population</u>
Dunbar PD	251	30.89	8,125

### East Bank PD

<u>Offense</u>	<u>Offense</u>	<u>Crime Rate (per 1,000 persons)</u>
Aggravated Assault	5	5.38
All Other Larceny	1	1.08
Burglary/Breaking & Entering	1	1.08
Counterfeiting/Forgery	3	3.23
Destruction/Damage/Vandalis	1	1.08
Intimidation	1	1.08
Motor Vehicle Theft	1	1.08
Simple Assault	5	5.38
Theft From Building	7	7.53
Theft From Motor Vehicle	1	1.08
Weapon Law Violations	1	1.08

	<u>Index Offense Count</u>	<u>Crime Rate</u>	<u>Population</u>
East Bank PD	16	17.22	929

### FIRE MARSHAL - Kanawha

<u>Offense</u>	<u>Offense</u>	<u>Crime Rate (per 1,000 persons)</u>
Arson	16	N/A

Burglary/Breaking & Entering	1	N/A	
	<u>Index Offense Count</u>	<u>Crime Rate</u>	<u>Population</u>
FIRE MARSHAL - Kanawha	1		

### Glasgow PD

<u>Offense</u>	<u>Offense</u>	<u>Crime Rate (per 1,000 persons)</u>	
All Other Larceny	1	1.28	
Motor Vehicle Theft	2	2.56	
Simple Assault	1	1.28	
Theft From Building	1	1.28	
	<u>Index Offense Count</u>	<u>Crime Rate</u>	<u>Population</u>
Glasgow PD	4	5.13	780

### Handley PD

<u>Offense</u>	<u>Offense</u>	<u>Crime Rate (per 1,000 persons)</u>	
Destruction/Damage/Vandalis	1	2.77	
Simple Assault	2	5.54	
	<u>Index Offense Count</u>	<u>Crime Rate</u>	<u>Population</u>
Handley PD	0	0.00	361

### Kanawha Co Parks

<u>Offense</u>	<u>Offense</u>	<u>Crime Rate (per 1,000 persons)</u>	
Aggravated Assault	1	N/A	
All Other Larceny	3	N/A	
Burglary/Breaking & Entering	3	N/A	
Destruction/Damage/Vandalis	6	N/A	
Drug/Narcotic Violations	8	N/A	
Embezzlement	1	N/A	
Forcible Fondling	1	N/A	
Motor Vehicle Theft	1	N/A	
Simple Assault	2	N/A	
Theft From Motor Vehicle	2	N/A	
Weapon Law Violations	2	N/A	
	<u>Index Offense Count</u>	<u>Crime Rate</u>	<u>Population</u>
Kanawha Co Parks	10		

### Kanawha Co SO

<u>Offense</u>	<u>Offense</u>	<u>Crime Rate (per 1,000 persons)</u>
Aggravated Assault	153	1.57
All Other Larceny	484	4.95
Arson	32	0.33
Burglary/Breaking & Entering	595	6.09
Counterfeiting/Forgery	59	0.60
Credit Card/Automatic Teller I	18	0.18
Destruction/Damage/Vandalis	788	8.07
Drug Equipment Violations	7	0.07
Drug/Narcotic Violations	77	0.79

Embezzlement	7	0.07
False Pretenses/Swindle/Cont	17	0.17
Forcible Fondling	25	0.26
Forcible Rape	25	0.26
Impersonation	5	0.05
Incest	1	0.01
Intimidation	45	0.46
Kidnaping/Abduction	11	0.11
Motor Vehicle Theft	236	2.42
Murder and Nonnegligent Mar	4	0.04
Negligent Manslaughter	1	0.01
Pocket-picking	3	0.03
Pornography/Obscene Materi:	1	0.01
Robbery	31	0.32
Sexual Assault With An Objec	6	0.06
Shoplifting	62	0.63
Simple Assault	1,091	11.17
Statutory Rape	3	0.03
Stolen Property Offenses	38	0.39
Theft From Building	62	0.63
Theft From Coin Operated Ma	1	0.01
Theft From Motor Vehicle	396	4.05
Theft of Motor Vehicle Parts/A	14	0.14
Weapon Law Violations	85	0.87

	<u>Index Offense Count</u>	<u>Crime Rate</u>	<u>Population</u>
Kanawha Co SO	2,066	21.15	97,688

### Marmet PD

<u>Offense</u>	<u>Offense</u>	<u>Crime Rate (per 1,000 persons)</u>
All Other Larceny	1	0.59
Burglary/Breaking & Entering	1	0.59
Destruction/Damage/Vandalis	2	1.19
Motor Vehicle Theft	4	2.37
Theft From Building	7	4.15
Theft From Coin Operated Ma	1	0.59
Theft From Motor Vehicle	4	2.37

	<u>Index Offense Count</u>	<u>Crime Rate</u>	<u>Population</u>
Marmet PD	18	10.67	1,687

### Nitro PD

<u>Offense</u>	<u>Offense</u>	<u>Crime Rate (per 1,000 persons)</u>
Aggravated Assault	7	1.03
All Other Larceny	108	15.88
Arson	1	0.15
Burglary/Breaking & Entering	23	3.38
Counterfeiting/Forgery	20	2.94
Destruction/Damage/Vandalis	86	12.65

Drug/Narcotic Violations	23	3.38
Embezzlement	3	0.44
False Pretenses/Swindle/Cont	4	0.59
Impersonation	1	0.15
Intimidation	10	1.47
Motor Vehicle Theft	11	1.62
Shoplifting	45	6.62
Simple Assault	81	11.91
Theft From Motor Vehicle	15	2.21
Weapon Law Violations	2	0.29

	<u>Index Offense Count</u>	<u>Crime Rate</u>	<u>Population</u>
Nitro PD	209	30.74	6,799

### Pratt PD

<u>Offense</u>	<u>Offense</u>	<u>Crime Rate (per 1,000 persons)</u>
Aggravated Assault	1	1.82
Drug/Narcotic Violations	4	7.29
Simple Assault	4	7.29

	<u>Index Offense Count</u>	<u>Crime Rate</u>	<u>Population</u>
Pratt PD	1	1.82	549

### Quincy SP

<u>Offense</u>	<u>Offense</u>	<u>Crime Rate (per 1,000 persons)</u>
Aggravated Assault	9	N/A
All Other Larceny	34	N/A
Arson	10	N/A
Burglary/Breaking & Entering	40	N/A
Counterfeiting/Forgery	14	N/A
Credit Card/Automatic Teller I	4	N/A
Destruction/Damage/Vandalis	92	N/A
Drug/Narcotic Violations	18	N/A
Embezzlement	1	N/A
False Pretenses/Swindle/Cont	10	N/A
Forcible Fondling	5	N/A
Impersonation	2	N/A
Intimidation	18	N/A
Kidnaping/Abduction	1	N/A
Motor Vehicle Theft	39	N/A
Pornography/Obscene Materi	1	N/A
Purse-snatching	1	N/A
Sexual Assault With An Objec	2	N/A
Shoplifting	9	N/A
Simple Assault	60	N/A
Stolen Property Offenses	5	N/A
Theft From Building	10	N/A
Theft From Coin Operated Ma	1	N/A
Theft From Motor Vehicle	61	N/A

Theft of Motor Vehicle Parts/A	54	N/A
Weapon Law Violations	3	N/A

Index Offense Count      Crime Rate      Population  
258

Quincy SP

### So Charleston SP

<u>Offense</u>	<u>Offense</u>	<u>Crime Rate (per 1,000 persons)</u>
Aggravated Assault	15	N/A
All Other Larceny	83	N/A
Arson	3	N/A
Burglary/Breaking & Entering	60	N/A
Counterfeiting/Forgery	26	N/A
Credit Card/Automatic Teller I	9	N/A
Destruction/Damage/Vandalis	136	N/A
Drug Equipment Violations	1	N/A
Drug/Narcotic Violations	73	N/A
Embezzlement	2	N/A
False Pretenses/Swindle/Cont	27	N/A
Forcible Fondling	7	N/A
Forcible Rape	1	N/A
Impersonation	7	N/A
Intimidation	12	N/A
Motor Vehicle Theft	53	N/A
Robbery	2	N/A
Sexual Assault With An Objec	1	N/A
Shoplifting	3	N/A
Simple Assault	58	N/A
Stolen Property Offenses	4	N/A
Theft From Building	2	N/A
Theft From Motor Vehicle	168	N/A
Theft of Motor Vehicle Parts/A	382	N/A
Weapon Law Violations	5	N/A

Index Offense Count      Crime Rate      Population  
769

So Charleston SP

### South Charleston PD

<u>Offense</u>	<u>Offense</u>	<u>Crime Rate (per 1,000 persons)</u>
All Other Larceny	3	0.22
Burglary/Breaking & Entering	9	0.67
Counterfeiting/Forgery	1	0.07
Destruction/Damage/Vandalis	26	1.95
Drug Equipment Violations	1	0.07
Drug/Narcotic Violations	8	0.60
Intimidation	5	0.37
Motor Vehicle Theft	5	0.37
Shoplifting	9	0.67
Simple Assault	11	0.82

Stolen Property Offenses	1	0.07
Theft From Building	3	0.22
Theft From Motor Vehicle	12	0.90
Weapon Law Violations	4	0.30

	<u>Index Offense Count</u>	<u>Crime Rate</u>	<u>Population</u>
South Charleston PD	41	3.07	13,342

## St Albans PD

<u>Offense</u>	<u>Offense</u>	<u>Crime Rate (per 1,000 persons)</u>
Aggravated Assault	23	2.00
All Other Larceny	43	3.73
Arson	2	0.17
Burglary/Breaking & Entering	90	7.81
Counterfeiting/Forgery	24	2.08
Credit Card/Automatic Teller I	2	0.17
Destruction/Damage/Vandalis	36	3.12
Embezzlement	3	0.26
False Pretenses/Swindle/Cont	5	0.43
Forcible Fondling	1	0.09
Impersonation	3	0.26
Intimidation	8	0.69
Kidnaping/Abduction	1	0.09
Motor Vehicle Theft	52	4.51
Pocket-picking	1	0.09
Purse-snatching	3	0.26
Robbery	1	0.09
Sexual Assault With An Objec	1	0.09
Shoplifting	15	1.30
Simple Assault	79	6.85
Theft From Building	55	4.77
Theft From Coin Operated Ma	1	0.09
Theft From Motor Vehicle	75	6.51
Theft of Motor Vehicle Parts/A	11	0.95
Weapon Law Violations	6	0.52

	<u>Index Offense Count</u>	<u>Crime Rate</u>	<u>Population</u>
St Albans PD	370	32.10	11,526

## Turnpike - Kanawha

<u>Offense</u>	<u>Offense</u>	<u>Crime Rate (per 1,000 persons)</u>
Aggravated Assault	1	N/A
All Other Larceny	1	N/A
Burglary/Breaking & Entering	1	N/A
Counterfeiting/Forgery	1	N/A
Destruction/Damage/Vandalis	1	N/A
Drug/Narcotic Violations	28	N/A
False Pretenses/Swindle/Cont	1	N/A
Motor Vehicle Theft	2	N/A

Robbery	2	N/A
Shoplifting	1	N/A
Simple Assault	1	N/A
Stolen Property Offenses	2	N/A
Theft From Motor Vehicle	1	N/A
Theft of Motor Vehicle Parts/A	1	N/A
Weapon Law Violations	4	N/A

<u>Index Offense Count</u>	<u>Crime Rate</u>	<u>Population</u>
10		

Turnpike - Kanawha

## WVSC Security

<u>Offense</u>	<u>Offense</u>	<u>Crime Rate (per 1,000 persons)</u>
Aggravated Assault	2	N/A
All Other Larceny	40	N/A
Burglary/Breaking & Entering	7	N/A
Counterfeiting/Forgery	1	N/A
Destruction/Damage/Vandalis	36	N/A
Drug/Narcotic Violations	1	N/A
Forcible Fondling	1	N/A
Intimidation	6	N/A
Sexual Assault With An Objec	1	N/A
Simple Assault	28	N/A
Theft From Motor Vehicle	3	N/A
Weapon Law Violations	1	N/A

<u>Index Offense Count</u>	<u>Crime Rate</u>	<u>Population</u>
52		

WVSC Security

## Kanawha

<u>Index Offense</u>	<u>Crime Rate</u>	<u>Population</u>
8,649	43.46	199,020

## Lewis

### DNR - 3 - Lewis

<u>Offense</u>	<u>Offense</u>	<u>Crime Rate (per 1,000 persons)</u>
Drug/Narcotic Violations	8	N/A
Weapon Law Violations	1	N/A

<u>Index Offense Count</u>	<u>Crime Rate</u>	<u>Population</u>
0		

DNR - 3 - Lewis

### FIRE MARSHAL - Lewis

<u>Offense</u>	<u>Offense</u>	<u>Crime Rate (per 1,000 persons)</u>
Arson	1	N/A

<u>Index Offense Count</u>	<u>Crime Rate</u>	<u>Population</u>
0		

FIRE MARSHAL - Lewis

### Lewis Co SO

<u>Offense</u>	<u>Offense</u>	<u>Crime Rate (per 1,000 persons)</u>
----------------	----------------	---------------------------------------

Aggravated Assault	11	0.88
All Other Larceny	8	0.64
Arson	1	0.08
Burglary/Breaking & Entering	11	0.88
Destruction/Damage/Vandalis	11	0.88
Drug/Narcotic Violations	2	0.16
Forcible Fondling	1	0.08
Intimidation	14	1.11
Robbery	2	0.16
Shoplifting	1	0.08
Simple Assault	49	3.90
Theft From Building	4	0.32
Theft From Coin Operated Ma	1	0.08
Theft From Motor Vehicle	2	0.16
Theft of Motor Vehicle Parts/A	1	0.08
Weapon Law Violations	3	0.24

	<u>Index Offense Count</u>	<u>Crime Rate</u>	<u>Population</u>
Lewis Co SO	41	3.27	12,557

## Weston PD

<u>Offense</u>	<u>Offense</u>	<u>Crime Rate (per 1,000 persons)</u>
Aggravated Assault	3	0.70
All Other Larceny	5	1.16
Destruction/Damage/Vandalis	4	0.93
Drug/Narcotic Violations	5	1.16
Intimidation	4	0.93
Simple Assault	19	4.42
Stolen Property Offenses	1	0.23
Theft From Motor Vehicle	2	0.47
Theft of Motor Vehicle Parts/A	1	0.23

	<u>Index Offense Count</u>	<u>Crime Rate</u>	<u>Population</u>
Weston PD	11	2.56	4,301

## Weston SP

<u>Offense</u>	<u>Offense</u>	<u>Crime Rate (per 1,000 persons)</u>
Aggravated Assault	4	N/A
All Other Larceny	10	N/A
Burglary/Breaking & Entering	13	N/A
Counterfeiting/Forgery	7	N/A
Credit Card/Automatic Teller I	1	N/A
Destruction/Damage/Vandalis	35	N/A
Drug/Narcotic Violations	23	N/A
Embezzlement	1	N/A
False Pretenses/Swindle/Cont	9	N/A
Forcible Fondling	2	N/A
Forcible Rape	1	N/A
Forcible Sodomy	1	N/A



Impersonation	2	N/A
Intimidation	11	N/A
Kidnaping/Abduction	1	N/A
Motor Vehicle Theft	3	N/A
Pornography/Obscene Materi	1	N/A
Sexual Assault With An Objec	1	N/A
Shoplifting	2	N/A
Simple Assault	25	N/A
Statutory Rape	1	N/A
Theft From Building	10	N/A
Theft From Coin Operated Ma	3	N/A
Theft From Motor Vehicle	16	N/A
Theft of Motor Vehicle Parts/A	6	N/A

	<u>Index Offense Count</u>	<u>Crime Rate</u>	<u>Population</u>
Weston SP	68		

## Lewis

	<u>Index Offense</u>	<u>Crime Rate</u>	<u>Population</u>
	120	7.12	16,858

## LINCOLN

### FIRE MARSHAL - LINCOLN

<u>Offense</u>	<u>Offense</u>	<u>Crime Rate (per 1,000 persons)</u>
Arson	1	N/A

	<u>Index Offense Count</u>	<u>Crime Rate</u>	<u>Population</u>
FIRE MARSHAL - LINCOLN	0		

### Hamlin PD

<u>Offense</u>	<u>Offense</u>	<u>Crime Rate (per 1,000 persons)</u>
Drug/Narcotic Violations	1	0.90
Theft From Building	1	0.90
Theft From Motor Vehicle	1	0.90

	<u>Index Offense Count</u>	<u>Crime Rate</u>	<u>Population</u>
Hamlin PD	2	1.79	1,115

### Hamlin SP

<u>Offense</u>	<u>Offense</u>	<u>Crime Rate (per 1,000 persons)</u>
Aggravated Assault	31	N/A
All Other Larceny	41	N/A
Arson	3	N/A
Burglary/Breaking & Entering	72	N/A
Counterfeiting/Forgery	10	N/A
Destruction/Damage/Vandalis	128	N/A
Drug/Narcotic Violations	32	N/A
Embezzlement	1	N/A
False Pretenses/Swindle/Cont	15	N/A
Forcible Fondling	5	N/A

Forcible Rape	7	N/A
Forcible Sodomy	3	N/A
Impersonation	1	N/A
Incest	1	N/A
Intimidation	18	N/A
Kidnaping/Abduction	1	N/A
Motor Vehicle Theft	53	N/A
Murder and Nonnegligent Mar	2	N/A
Purse-snatching	1	N/A
Robbery	4	N/A
Sexual Assault With An Objec	2	N/A
Shoplifting	4	N/A
Simple Assault	178	N/A
Statutory Rape	3	N/A
Stolen Property Offenses	3	N/A
Theft From Building	35	N/A
Theft From Coin Operated Ma	2	N/A
Theft From Motor Vehicle	27	N/A
Theft of Motor Vehicle Parts/A	43	N/A
Weapon Law Violations	11	N/A

	<u>Index Offense Count</u>	<u>Crime Rate</u>	<u>Population</u>
Hamlin SP	322		

## Lincoln Co SO

<u>Offense</u>	<u>Offense</u>	<u>Crime Rate (per 1,000 persons)</u>
All Other Larceny	5	0.24
Burglary/Breaking & Entering	4	0.19
Destruction/Damage/Vandalis	12	0.57
Drug/Narcotic Violations	4	0.19
Theft From Motor Vehicle	2	0.10

	<u>Index Offense Count</u>	<u>Crime Rate</u>	<u>Population</u>
Lincoln Co SO	11	0.53	20,914

## Lincoln

	<u>Index Offense</u>	<u>Crime Rate</u>	<u>Population</u>
	335	15.21	22,029

## Logan

### Chapmanville PD

<u>Offense</u>	<u>Offense</u>	<u>Crime Rate (per 1,000 persons)</u>
Aggravated Assault	6	4.97
All Other Larceny	15	12.43
Burglary/Breaking & Entering	10	8.29
Counterfeiting/Forgery	1	0.83
Destruction/Damage/Vandalis	23	19.06
Drug Equipment Violations	1	0.83
Drug/Narcotic Violations	18	14.91

False Pretenses/Swindle/Cont	1	0.83
Intimidation	5	4.14
Motor Vehicle Theft	4	3.31
Purse-snatching	1	0.83
Shoplifting	23	19.06
Simple Assault	11	9.11
Stolen Property Offenses	1	0.83
Theft From Building	2	1.66
Theft From Motor Vehicle	6	4.97
Weapon Law Violations	1	0.83
Wire Fraud	1	0.83

	<u>Index Offense Count</u>	<u>Crime Rate</u>	<u>Population</u>
Chapmanville PD	67	55.51	1,207

### DNR - 5 - Logan

<u>Offense</u>	<u>Offense</u>	<u>Crime Rate (per 1,000 persons)</u>
Drug/Narcotic Violations	4	N/A
Weapon Law Violations	3	N/A

	<u>Index Offense Count</u>	<u>Crime Rate</u>	<u>Population</u>
DNR - 5 - Logan	0		

### FIRE MARSHAL - Logan

<u>Offense</u>	<u>Offense</u>	<u>Crime Rate (per 1,000 persons)</u>
Arson	5	N/A

	<u>Index Offense Count</u>	<u>Crime Rate</u>	<u>Population</u>
FIRE MARSHAL - Logan	0		

### Logan Co SO

<u>Offense</u>	<u>Offense</u>	<u>Crime Rate (per 1,000 persons)</u>
Aggravated Assault	3	0.09
All Other Larceny	69	2.07
Arson	1	0.03
Burglary/Breaking & Entering	23	0.69
Counterfeiting/Forgery	4	0.12
Destruction/Damage/Vandalis	19	0.57
Drug/Narcotic Violations	3	0.09
False Pretenses/Swindle/Cont	1	0.03
Forcible Rape	1	0.03
Forcible Sodomy	1	0.03
Intimidation	16	0.48
Kidnaping/Abduction	2	0.06
Motor Vehicle Theft	8	0.24
Robbery	1	0.03
Shoplifting	4	0.12
Simple Assault	65	1.95
Theft From Motor Vehicle	4	0.12
Theft of Motor Vehicle Parts/A	2	0.06

Weapon Law Violations	1	0.03
Wire Fraud	1	0.03

	<u>Index Offense Count</u>	<u>Crime Rate</u>	<u>Population</u>
Logan Co SO	115	3.46	33,261

## Logan PD

<u>Offense</u>	<u>Offense</u>	<u>Crime Rate (per 1,000 persons)</u>
Aggravated Assault	10	6.16
All Other Larceny	25	15.39
Burglary/Breaking & Entering	28	17.24
Counterfeiting/Forgery	4	2.46
Destruction/Damage/Vandalis	80	49.26
Drug Equipment Violations	1	0.62
Drug/Narcotic Violations	12	7.39
False Pretenses/Swindle/Cont	17	10.47
Intimidation	16	9.85
Motor Vehicle Theft	13	8.00
Purse-snatching	3	1.85
Shoplifting	98	60.34
Simple Assault	54	33.25
Stolen Property Offenses	1	0.62
Theft From Building	5	3.08
Theft From Coin Operated Ma	5	3.08
Theft From Motor Vehicle	15	9.24
Theft of Motor Vehicle Parts/A	12	7.39
Weapon Law Violations	2	1.23

	<u>Index Offense Count</u>	<u>Crime Rate</u>	<u>Population</u>
Logan PD	214	131.77	1,624

## Logan SP

<u>Offense</u>	<u>Offense</u>	<u>Crime Rate (per 1,000 persons)</u>
Aggravated Assault	96	N/A
All Other Larceny	92	N/A
Arson	10	N/A
Burglary/Breaking & Entering	185	N/A
Counterfeiting/Forgery	44	N/A
Destruction/Damage/Vandalis	259	N/A
Drug Equipment Violations	3	N/A
Drug/Narcotic Violations	86	N/A
Embezzlement	3	N/A
False Pretenses/Swindle/Cont	23	N/A
Forcible Fondling	5	N/A
Forcible Rape	5	N/A
Impersonation	2	N/A
Incest	2	N/A
Intimidation	71	N/A
Kidnaping/Abduction	1	N/A

Motor Vehicle Theft	69	N/A
Murder and Nonnegligent Mar	1	N/A
Pornography/Obscene Materi:	1	N/A
Robbery	9	N/A
Sexual Assault With An Objec	3	N/A
Shoplifting	13	N/A
Simple Assault	250	N/A
Statutory Rape	3	N/A
Stolen Property Offenses	14	N/A
Theft From Building	49	N/A
Theft From Coin Operated Ma	1	N/A
Theft From Motor Vehicle	74	N/A
Theft of Motor Vehicle Parts/A	141	N/A
Weapon Law Violations	17	N/A

	<u>Index Offense Count</u>	<u>Crime Rate</u>	<u>Population</u>
Logan SP	735		

### Man PD

<u>Offense</u>	<u>Offense</u>	<u>Crime Rate (per 1,000 persons)</u>
Aggravated Assault	1	1.30
All Other Larceny	2	2.61
Arson	2	2.61
Burglary/Breaking & Entering	4	5.22
Counterfeiting/Forgery	3	3.91
Drug/Narcotic Violations	4	5.22
False Pretenses/Swindle/Cont	1	1.30
Pocket-picking	1	1.30
Robbery	3	3.91
Shoplifting	2	2.61
Simple Assault	9	11.73
Stolen Property Offenses	2	2.61
Theft From Building	1	1.30
Theft From Motor Vehicle	2	2.61

	<u>Index Offense Count</u>	<u>Crime Rate</u>	<u>Population</u>
Man PD	16	20.86	767

### West Logan PD

<u>Offense</u>	<u>Offense</u>	<u>Crime Rate (per 1,000 persons)</u>
All Other Larceny	7	16.83
Burglary/Breaking & Entering	2	4.81
Destruction/Damage/Vandalis	1	2.40
Simple Assault	1	2.40
Theft of Motor Vehicle Parts/A	1	2.40

	<u>Index Offense Count</u>	<u>Crime Rate</u>	<u>Population</u>
West Logan PD	10	24.04	416

# Logan

<u>Index Offense</u>	<u>Crime Rate</u>	<u>Population</u>
1,157	31.04	37,275

# Marion

## DNR - 1 - Marion

<u>Offense</u>	<u>Offense</u>	<u>Crime Rate (per 1,000 persons)</u>
Drug/Narcotic Violations	3	N/A
Weapon Law Violations	1	N/A

	<u>Index Offense Count</u>	<u>Crime Rate</u>	<u>Population</u>
DNR - 1 - Marion	0		

## Fairmont Campus Police

<u>Offense</u>	<u>Offense</u>	<u>Crime Rate (per 1,000 persons)</u>
Aggravated Assault	1	N/A
All Other Larceny	2	N/A
Burglary/Breaking & Entering	9	N/A
Destruction/Damage/Vandalis	46	N/A
Drug Equipment Violations	1	N/A
Drug/Narcotic Violations	2	N/A
False Pretenses/Swindle/Cont	1	N/A
Forcible Fondling	1	N/A
Intimidation	10	N/A
Pornography/Obscene Materi:	1	N/A
Simple Assault	2	N/A
Theft From Building	11	N/A
Theft From Coin Operated Ma	1	N/A
Theft From Motor Vehicle	18	N/A
Theft of Motor Vehicle Parts/A	1	N/A

	<u>Index Offense Count</u>	<u>Crime Rate</u>	<u>Population</u>
Fairmont Campus Police	43		

## Fairmont PD

<u>Offense</u>	<u>Offense</u>	<u>Crime Rate (per 1,000 persons)</u>
Aggravated Assault	29	1.52
All Other Larceny	52	2.73
Arson	4	0.21
Burglary/Breaking & Entering	105	5.52
Counterfeiting/Forgery	19	1.00
Credit Card/Automatic Teller I	4	0.21
Destruction/Damage/Vandalis	340	17.87
Drug/Narcotic Violations	11	0.58
Embezzlement	7	0.37
False Pretenses/Swindle/Cont	16	0.84
Forcible Fondling	3	0.16
Forcible Rape	3	0.16

Intimidation	56	2.94
Kidnaping/Abduction	5	0.26
Motor Vehicle Theft	47	2.47
Murder and Nonnegligent Mar	2	0.11
Robbery	20	1.05
Shoplifting	38	2.00
Simple Assault	172	9.04
Statutory Rape	4	0.21
Theft From Building	150	7.88
Theft From Coin Operated Ma	3	0.16
Theft From Motor Vehicle	139	7.31
Theft of Motor Vehicle Parts/A	1	0.05
Weapon Law Violations	4	0.21

	<u>Index Offense Count</u>	<u>Crime Rate</u>	<u>Population</u>
Fairmont PD	589	30.95	19,028

### Fairmont SP

<u>Offense</u>	<u>Offense</u>	<u>Crime Rate (per 1,000 persons)</u>
Aggravated Assault	9	N/A
All Other Larceny	23	N/A
Burglary/Breaking & Entering	13	N/A
Counterfeiting/Forgery	11	N/A
Credit Card/Automatic Teller I	2	N/A
Destruction/Damage/Vandalis	59	N/A
Drug/Narcotic Violations	4	N/A
Embezzlement	1	N/A
False Pretenses/Swindle/Cont	29	N/A
Forcible Fondling	1	N/A
Forcible Rape	1	N/A
Impersonation	1	N/A
Intimidation	3	N/A
Kidnaping/Abduction	1	N/A
Motor Vehicle Theft	12	N/A
Murder and Nonnegligent Mar	1	N/A
Pocket-picking	1	N/A
Purse-snatching	3	N/A
Robbery	2	N/A
Shoplifting	3	N/A
Simple Assault	26	N/A
Theft From Building	6	N/A
Theft From Coin Operated Ma	1	N/A
Theft From Motor Vehicle	24	N/A
Theft of Motor Vehicle Parts/A	47	N/A
Weapon Law Violations	1	N/A

	<u>Index Offense Count</u>	<u>Crime Rate</u>	<u>Population</u>
Fairmont SP	146		

## Fairview PD

<u>Offense</u>	<u>Offense</u>	<u>Crime Rate (per 1,000 persons)</u>
Statutory Rape	1	2.31

Fairview PD

<u>Index Offense Count</u>	<u>Crime Rate</u>	<u>Population</u>
0	0.00	433

## FIRE MARSHAL - MARION

<u>Offense</u>	<u>Offense</u>	<u>Crime Rate (per 1,000 persons)</u>
Arson	2	N/A

FIRE MARSHAL - MARION

<u>Index Offense Count</u>	<u>Crime Rate</u>	<u>Population</u>
0		

## Grant Town PD

<u>Offense</u>	<u>Offense</u>	<u>Crime Rate (per 1,000 persons)</u>
Destruction/Damage/Vandalis	2	3.06

Grant Town PD

<u>Index Offense Count</u>	<u>Crime Rate</u>	<u>Population</u>
0	0.00	654

## Mannington PD

<u>Offense</u>	<u>Offense</u>	<u>Crime Rate (per 1,000 persons)</u>
All Other Larceny	1	0.47
Burglary/Breaking & Entering	3	1.42
Destruction/Damage/Vandalis	3	1.42
Drug/Narcotic Violations	3	1.42
Motor Vehicle Theft	1	0.47
Simple Assault	12	5.67
Weapon Law Violations	1	0.47

Mannington PD

<u>Index Offense Count</u>	<u>Crime Rate</u>	<u>Population</u>
5	2.36	2,116

## Marion Co SO

<u>Offense</u>	<u>Offense</u>	<u>Crime Rate (per 1,000 persons)</u>
Aggravated Assault	20	0.66
All Other Larceny	59	1.94
Arson	1	0.03
Burglary/Breaking & Entering	46	1.51
Counterfeiting/Forgery	4	0.13
Credit Card/Automatic Teller I	1	0.03
Destruction/Damage/Vandalis	80	2.62
Drug/Narcotic Violations	3	0.10
Embezzlement	1	0.03
False Pretenses/Swindle/Cont	11	0.36
Forcible Fondling	1	0.03
Intimidation	13	0.43
Kidnaping/Abduction	2	0.07
Motor Vehicle Theft	10	0.33
Pocket-picking	1	0.03



Purse-snatching	2	0.07
Robbery	4	0.13
Shoplifting	4	0.13
Simple Assault	103	3.38
Statutory Rape	1	0.03
Stolen Property Offenses	1	0.03
Theft of Motor Vehicle Parts/A	3	0.10
Weapon Law Violations	2	0.07

	<u>Index Offense Count</u>	<u>Crime Rate</u>	<u>Population</u>
Marion Co SO	149	4.89	30,482

## Monongah PD

<u>Offense</u>	<u>Offense</u>	<u>Crime Rate (per 1,000 persons)</u>
All Other Larceny	1	1.07

	<u>Index Offense Count</u>	<u>Crime Rate</u>	<u>Population</u>
Monongah PD	1	1.07	935

## Rivesville PD

<u>Offense</u>	<u>Offense</u>	<u>Crime Rate (per 1,000 persons)</u>
Aggravated Assault	1	1.10

	<u>Index Offense Count</u>	<u>Crime Rate</u>	<u>Population</u>
Rivesville PD	1	1.10	909

## Marion

	<u>Index Offense</u>	<u>Crime Rate</u>	<u>Population</u>
	934	17.12	54,557

## Marshall

### Benwood PD

<u>Offense</u>	<u>Offense</u>	<u>Crime Rate (per 1,000 persons)</u>
Aggravated Assault	1	0.63
Destruction/Damage/Vandalis	1	0.63
Drug/Narcotic Violations	1	0.63
Motor Vehicle Theft	1	0.63
Shoplifting	12	7.59
Simple Assault	15	9.49

	<u>Index Offense Count</u>	<u>Crime Rate</u>	<u>Population</u>
Benwood PD	14	8.86	1,580

### Cameron PD

<u>Offense</u>	<u>Offense</u>	<u>Crime Rate (per 1,000 persons)</u>
Aggravated Assault	2	1.66
Burglary/Breaking & Entering	2	1.66
Destruction/Damage/Vandalis	5	4.14
Drug/Narcotic Violations	1	0.83
False Pretenses/Swindle/Cont	1	0.83
Shoplifting	1	0.83

Simple Assault	5	4.14
Theft From Building	1	0.83
Theft From Coin Operated Ma	1	0.83

	<u>Index Offense Count</u>	<u>Crime Rate</u>	<u>Population</u>
Cameron PD	7	5.79	1,208

### DNR - 1 - Marshall

<u>Offense</u>	<u>Offense</u>	<u>Crime Rate (per 1,000 persons)</u>
Drug/Narcotic Violations	2	N/A
Weapon Law Violations	1	N/A

	<u>Index Offense Count</u>	<u>Crime Rate</u>	<u>Population</u>
DNR - 1 - Marshall	0		

### Glen Dale PD

<u>Offense</u>	<u>Offense</u>	<u>Crime Rate (per 1,000 persons)</u>
Aggravated Assault	2	1.29
All Other Larceny	9	5.82
Burglary/Breaking & Entering	5	3.23
Counterfeiting/Forgery	3	1.94
Destruction/Damage/Vandalis	23	14.87
Drug Equipment Violations	1	0.65
Drug/Narcotic Violations	3	1.94
False Pretenses/Swindle/Cont	1	0.65
Impersonation	1	0.65
Intimidation	3	1.94
Motor Vehicle Theft	1	0.65
Pornography/Obscene Materi	1	0.65
Simple Assault	7	4.52
Theft From Building	2	1.29
Theft From Coin Operated Ma	1	0.65
Theft From Motor Vehicle	4	2.59
Theft of Motor Vehicle Parts/A	2	1.29

	<u>Index Offense Count</u>	<u>Crime Rate</u>	<u>Population</u>
Glen Dale PD	26	16.81	1,547

### Marshall Co SO

<u>Offense</u>	<u>Offense</u>	<u>Crime Rate (per 1,000 persons)</u>
Aggravated Assault	6	0.32
All Other Larceny	48	2.55
Arson	2	0.11
Burglary/Breaking & Entering	46	2.45
Counterfeiting/Forgery	1	0.05
Credit Card/Automatic Teller I	3	0.16
Destruction/Damage/Vandalis	172	9.15
Drug Equipment Violations	1	0.05
Drug/Narcotic Violations	16	0.85
Embezzlement	1	0.05

False Pretenses/Swindle/Cont	13	0.69
Forcible Fondling	8	0.43
Forcible Rape	1	0.05
Intimidation	94	5.00
Motor Vehicle Theft	17	0.90
Shoplifting	2	0.11
Simple Assault	123	6.54
Statutory Rape	1	0.05
Theft From Building	30	1.60
Theft From Coin Operated Ma	5	0.27
Theft From Motor Vehicle	28	1.49
Theft of Motor Vehicle Parts/A	2	0.11
Weapon Law Violations	6	0.32
Welfare Fraud	1	0.05
Wire Fraud	1	0.05

	<u>Index Offense Count</u>	<u>Crime Rate</u>	<u>Population</u>
Marshall Co SO	185	9.84	18,806

### Mc Mechen PD

<u>Offense</u>	<u>Offense</u>	<u>Crime Rate (per 1,000 persons)</u>
Burglary/Breaking & Entering	3	1.55
Destruction/Damage/Vandalis	11	5.70
Simple Assault	2	1.04
Stolen Property Offenses	1	0.52
Theft From Building	1	0.52
Theft From Motor Vehicle	1	0.52

	<u>Index Offense Count</u>	<u>Crime Rate</u>	<u>Population</u>
Mc Mechen PD	5	2.59	1,930

### Moundsville PD

<u>Offense</u>	<u>Offense</u>	<u>Crime Rate (per 1,000 persons)</u>
Aggravated Assault	4	0.40
All Other Larceny	83	8.33
Burglary/Breaking & Entering	82	8.23
Counterfeiting/Forgery	7	0.70
Credit Card/Automatic Teller I	2	0.20
Destruction/Damage/Vandalis	130	13.05
Drug Equipment Violations	1	0.10
Drug/Narcotic Violations	21	2.11
Embezzlement	2	0.20
False Pretenses/Swindle/Cont	11	1.10
Forcible Fondling	5	0.50
Forcible Rape	1	0.10
Intimidation	5	0.50
Motor Vehicle Theft	14	1.41
Pocket-picking	1	0.10
Purse-snatching	1	0.10

Robbery	1	0.10
Shoplifting	17	1.71
Simple Assault	108	10.84
Stolen Property Offenses	2	0.20
Theft From Building	38	3.81
Theft From Coin Operated Ma	9	0.90
Theft From Motor Vehicle	62	6.22
Theft of Motor Vehicle Parts/A	21	2.11
Weapon Law Violations	6	0.60

	<u>Index Offense Count</u>	<u>Crime Rate</u>	<u>Population</u>
Moundsville PD	334	33.53	9,962

## Moundsville SP

<u>Offense</u>	<u>Offense</u>	<u>Crime Rate (per 1,000 persons)</u>
Aggravated Assault	6	N/A
All Other Larceny	5	N/A
Burglary/Breaking & Entering	9	N/A
Counterfeiting/Forgery	1	N/A
Destruction/Damage/Vandalis	15	N/A
Drug/Narcotic Violations	13	N/A
Embezzlement	1	N/A
False Pretenses/Swindle/Cont	6	N/A
Forcible Fondling	4	N/A
Forcible Rape	2	N/A
Forcible Sodomy	1	N/A
Impersonation	1	N/A
Intimidation	19	N/A
Kidnaping/Abduction	1	N/A
Motor Vehicle Theft	6	N/A
Purse-snatching	2	N/A
Sexual Assault With An Objec	2	N/A
Simple Assault	22	N/A
Theft From Building	3	N/A
Theft From Coin Operated Ma	1	N/A
Theft From Motor Vehicle	2	N/A
Theft of Motor Vehicle Parts/A	12	N/A
Weapon Law Violations	2	N/A

	<u>Index Offense Count</u>	<u>Crime Rate</u>	<u>Population</u>
Moundsville SP	48		

## Marshall

	<u>Index Offense</u>	<u>Crime Rate</u>	<u>Population</u>
	619	17.67	35,033

## Mason

### DNR - 5 - Mason

<u>Offense</u>	<u>Offense</u>	<u>Crime Rate (per 1,000 persons)</u>
----------------	----------------	---------------------------------------

Drug/Narcotic Violations	1	N/A
Weapon Law Violations	2	N/A

	<u>Index Offense Count</u>	<u>Crime Rate</u>	<u>Population</u>
DNR - 5 - Mason	0		

### FIRE MARSHAL - Mason

<u>Offense</u>	<u>Offense</u>	<u>Crime Rate (per 1,000 persons)</u>
Arson	8	N/A

	<u>Index Offense Count</u>	<u>Crime Rate</u>	<u>Population</u>
FIRE MARSHAL - Mason	0		

### Hartford PD

<u>Offense</u>	<u>Offense</u>	<u>Crime Rate (per 1,000 persons)</u>
Burglary/Breaking & Entering	1	1.93
Drug/Narcotic Violations	1	1.93
Motor Vehicle Theft	1	1.93
Simple Assault	1	1.93
Theft From Motor Vehicle	1	1.93

	<u>Index Offense Count</u>	<u>Crime Rate</u>	<u>Population</u>
Hartford PD	3	5.80	517

### Henderson PD

<u>Offense</u>	<u>Offense</u>	<u>Crime Rate (per 1,000 persons)</u>
Drug/Narcotic Violations	1	3.09
Simple Assault	1	3.09

	<u>Index Offense Count</u>	<u>Crime Rate</u>	<u>Population</u>
Henderson PD	0	0.00	324

### Mason Co SO

<u>Offense</u>	<u>Offense</u>	<u>Crime Rate (per 1,000 persons)</u>
Aggravated Assault	20	1.13
All Other Larceny	21	1.19
Arson	4	0.23
Burglary/Breaking & Entering	8	0.45
Counterfeiting/Forgery	1	0.06
Destruction/Damage/Vandalis	43	2.44
Drug/Narcotic Violations	7	0.40
Forcible Fondling	2	0.11
Intimidation	13	0.74
Kidnaping/Abduction	1	0.06
Motor Vehicle Theft	12	0.68
Simple Assault	71	4.02
Theft From Building	2	0.11
Theft From Motor Vehicle	9	0.51
Weapon Law Violations	1	0.06

	<u>Index Offense Count</u>	<u>Crime Rate</u>	<u>Population</u>
Mason Co SO	72	4.08	17,657

## Mason PD

<u>Offense</u>	<u>Offense</u>	<u>Crime Rate (per 1,000 persons)</u>
All Other Larceny	1	0.94
Burglary/Breaking & Entering	2	1.89
Destruction/Damage/Vandalis	9	8.48
Embezzlement	1	0.94
Motor Vehicle Theft	1	0.94
Shoplifting	10	9.43
Simple Assault	1	0.94
Theft From Building	4	3.77
Theft From Motor Vehicle	4	3.77
Weapon Law Violations	1	0.94

	<u>Index Offense Count</u>	<u>Crime Rate</u>	<u>Population</u>
Mason PD	22	20.74	1,061

## New Haven PD

<u>Offense</u>	<u>Offense</u>	<u>Crime Rate (per 1,000 persons)</u>
All Other Larceny	8	5.15
Burglary/Breaking & Entering	6	3.86
Destruction/Damage/Vandalis	12	7.72
Forcible Rape	1	0.64
Motor Vehicle Theft	1	0.64
Simple Assault	10	6.44
Theft From Building	3	1.93
Theft From Motor Vehicle	6	3.86
Theft of Motor Vehicle Parts/A	1	0.64

	<u>Index Offense Count</u>	<u>Crime Rate</u>	<u>Population</u>
New Haven PD	26	16.73	1,554

## Point Pleasant PD

<u>Offense</u>	<u>Offense</u>	<u>Crime Rate (per 1,000 persons)</u>
Aggravated Assault	7	1.52
All Other Larceny	35	7.58
Arson	2	0.43
Burglary/Breaking & Entering	36	7.79
Counterfeiting/Forgery	13	2.81
Credit Card/Automatic Teller I	1	0.22
Destruction/Damage/Vandalis	129	27.92
Drug/Narcotic Violations	17	3.68
Embezzlement	2	0.43
False Pretenses/Swindle/Cont	6	1.30
Intimidation	44	9.52
Kidnaping/Abduction	1	0.22
Motor Vehicle Theft	10	2.16
Shoplifting	24	5.19
Simple Assault	76	16.45

Theft From Building	38	8.23
Theft From Motor Vehicle	39	8.44
Theft of Motor Vehicle Parts/A	10	2.16
Weapon Law Violations	2	0.43

	<u>Index Offense Count</u>	<u>Crime Rate</u>	<u>Population</u>
Point Pleasant PD	199	43.07	4,620

## Point Pleasant SP

<u>Offense</u>	<u>Offense</u>	<u>Crime Rate (per 1,000 persons)</u>
Aggravated Assault	4	N/A
All Other Larceny	7	N/A
Arson	2	N/A
Burglary/Breaking & Entering	15	N/A
Counterfeiting/Forgery	1	N/A
Destruction/Damage/Vandalis	29	N/A
Drug/Narcotic Violations	44	N/A
Embezzlement	1	N/A
False Pretenses/Swindle/Cont	9	N/A
Forcible Fondling	3	N/A
Incest	1	N/A
Intimidation	6	N/A
Motor Vehicle Theft	5	N/A
Murder and Nonnegligent Mar	1	N/A
Negligent Manslaughter	1	N/A
Sexual Assault With An Objec	1	N/A
Simple Assault	18	N/A
Statutory Rape	1	N/A
Stolen Property Offenses	1	N/A
Theft From Building	9	N/A
Theft From Motor Vehicle	3	N/A
Theft of Motor Vehicle Parts/A	14	N/A
Weapon Law Violations	4	N/A

	<u>Index Offense Count</u>	<u>Crime Rate</u>	<u>Population</u>
Point Pleasant SP	58		

## Mason

	<u>Index Offense</u>	<u>Crime Rate</u>	<u>Population</u>
	380	14.77	25,733

## McDowell

### Bradshaw PD

<u>Offense</u>	<u>Offense</u>	<u>Crime Rate (per 1,000 persons)</u>
Burglary/Breaking & Entering	2	6.94
Counterfeiting/Forgery	1	3.47
Destruction/Damage/Vandalis	2	6.94
Drug/Narcotic Violations	3	10.42
Stolen Property Offenses	1	3.47

Theft From Building 2 6.94

Index Offense Count Crime Rate Population  
4 13.89 288

Bradshaw PD

### Davy PD

<u>Offense</u>	<u>Offense</u>	<u>Crime Rate (per 1,000 persons)</u>
Destruction/Damage/Vandalis	3	8.09
Simple Assault	2	5.39

Index Offense Count Crime Rate Population  
0 0.00 371

Davy PD

### DNR - 4 - McDowell

<u>Offense</u>	<u>Offense</u>	<u>Crime Rate (per 1,000 persons)</u>
Burglary/Breaking & Entering	1	N/A
Drug/Narcotic Violations	1	N/A
Intimidation	2	N/A
Simple Assault	2	N/A

Index Offense Count Crime Rate Population  
1

DNR - 4 - McDowell

### FIRE MARSHAL - McDOWELL

<u>Offense</u>	<u>Offense</u>	<u>Crime Rate (per 1,000 persons)</u>
Arson	1	N/A

Index Offense Count Crime Rate Population  
0

FIRE MARSHAL - McDOWELL

### Mc Dowell Co SO

<u>Offense</u>	<u>Offense</u>	<u>Crime Rate (per 1,000 persons)</u>
Aggravated Assault	19	0.94
All Other Larceny	17	0.84
Arson	2	0.10
Burglary/Breaking & Entering	58	2.87
Counterfeiting/Forgery	8	0.40
Destruction/Damage/Vandalis	56	2.77
Drug/Narcotic Violations	98	4.85
False Pretenses/Swindle/Cont	30	1.49
Forcible Fondling	1	0.05
Forcible Rape	1	0.05
Intimidation	71	3.52
Kidnaping/Abduction	1	0.05
Motor Vehicle Theft	13	0.64
Robbery	3	0.15
Sexual Assault With An Objec	1	0.05
Simple Assault	128	6.34
Statutory Rape	1	0.05
Stolen Property Offenses	9	0.45
Theft From Building	48	2.38



Theft From Motor Vehicle	15	0.74
Theft of Motor Vehicle Parts/A	10	0.50
Weapon Law Violations	11	0.54

	<u>Index</u>	<u>Offense Count</u>	<u>Crime Rate</u>	<u>Population</u>
Mc Dowell Co SO		184	9.11	20,194

### North Fork PD

<u>Offense</u>	<u>Offense</u>	<u>Crime Rate (per 1,000 persons)</u>
Aggravated Assault	1	1.93
Burglary/Breaking & Entering	1	1.93
Destruction/Damage/Vandalis	1	1.93
Drug/Narcotic Violations	2	3.87
Intimidation	1	1.93
Shoplifting	1	1.93
Simple Assault	2	3.87
Stolen Property Offenses	3	5.80

	<u>Index</u>	<u>Offense Count</u>	<u>Crime Rate</u>	<u>Population</u>
North Fork PD		3	5.80	517

### War PD

<u>Offense</u>	<u>Offense</u>	<u>Crime Rate (per 1,000 persons)</u>
Aggravated Assault	2	2.55
All Other Larceny	7	8.92
Burglary/Breaking & Entering	13	16.56
Counterfeiting/Forgery	1	1.27
Destruction/Damage/Vandalis	12	15.29
Drug/Narcotic Violations	8	10.19
False Pretenses/Swindle/Cont	1	1.27
Intimidation	14	17.83
Motor Vehicle Theft	3	3.82
Robbery	2	2.55
Shoplifting	1	1.27
Simple Assault	23	29.30
Statutory Rape	1	1.27
Theft From Building	25	31.85
Theft From Motor Vehicle	4	5.10
Theft of Motor Vehicle Parts/A	4	5.10
Weapon Law Violations	1	1.27

	<u>Index</u>	<u>Offense Count</u>	<u>Crime Rate</u>	<u>Population</u>
War PD		61	77.71	785

### Welch PD

<u>Offense</u>	<u>Offense</u>	<u>Crime Rate (per 1,000 persons)</u>
Aggravated Assault	7	2.62
All Other Larceny	33	12.35
Burglary/Breaking & Entering	17	6.36
Counterfeiting/Forgery	4	1.50

Destruction/Damage/Vandalis	63	23.57
Drug/Narcotic Violations	18	6.73
False Pretenses/Swindle/Cont	3	1.12
Intimidation	11	4.12
Motor Vehicle Theft	2	0.75
Pocket-picking	1	0.37
Robbery	1	0.37
Shoplifting	8	2.99
Simple Assault	66	24.69
Theft From Building	7	2.62
Theft From Motor Vehicle	6	2.24
Theft of Motor Vehicle Parts/A	2	0.75

	<u>Index</u>	<u>Offense Count</u>	<u>Crime Rate</u>	<u>Population</u>
Welch PD		84	31.43	2,673

## Welch SP

<u>Offense</u>	<u>Offense</u>	<u>Crime Rate (per 1,000 persons)</u>
Aggravated Assault	5	N/A
All Other Larceny	13	N/A
Burglary/Breaking & Entering	32	N/A
Counterfeiting/Forgery	2	N/A
Destruction/Damage/Vandalis	18	N/A
Forcible Rape	1	N/A
Intimidation	3	N/A
Motor Vehicle Theft	6	N/A
Robbery	2	N/A
Shoplifting	1	N/A
Simple Assault	27	N/A
Stolen Property Offenses	2	N/A
Theft From Building	7	N/A
Theft From Motor Vehicle	7	N/A
Theft of Motor Vehicle Parts/A	9	N/A

	<u>Index</u>	<u>Offense Count</u>	<u>Crime Rate</u>	<u>Population</u>
Welch SP		83		

## McDowell

	<u>Index</u>	<u>Offense</u>	<u>Crime Rate</u>	<u>Population</u>
		420	16.92	24,828

## Mercer

### Athens PD

<u>Offense</u>	<u>Offense</u>	<u>Crime Rate (per 1,000 persons)</u>
All Other Larceny	1	0.91
Burglary/Breaking & Entering	2	1.82
Destruction/Damage/Vandalis	1	0.91
Simple Assault	1	0.91
Theft From Building	1	0.91

Theft From Motor Vehicle                    3                    2.73

	<u>Index Offense Count</u>	<u>Crime Rate</u>	<u>Population</u>
Athens PD	7	6.37	1,099

### Bluefield College

Offense	Offense	Crime Rate (per 1,000 persons)
All Other Larceny	2	N/A
Burglary/Breaking & Entering	1	N/A
Destruction/Damage/Vandalis	4	N/A
Theft From Building	4	N/A
Theft From Motor Vehicle	2	N/A

	<u>Index Offense Count</u>	<u>Crime Rate</u>	<u>Population</u>
Bluefield College	9		

### Bluefield PD

Offense	Offense	Crime Rate (per 1,000 persons)
Aggravated Assault	26	2.28
All Other Larceny	170	14.90
Arson	6	0.53
Assisting or Promoting Prosti	1	0.09
Burglary/Breaking & Entering	83	7.27
Counterfeiting/Forgery	26	2.28
Credit Card/Automatic Teller I	1	0.09
Destruction/Damage/Vandalis	188	16.48
Drug/Narcotic Violations	76	6.66
False Pretenses/Swindle/Cont	7	0.61
Forcible Fondling	2	0.18
Forcible Rape	4	0.35
Forcible Sodomy	1	0.09
Impersonation	1	0.09
Intimidation	38	3.33
Kidnaping/Abduction	1	0.09
Motor Vehicle Theft	22	1.93
Murder and Nonnegligent Mar	2	0.18
Robbery	12	1.05
Sexual Assault With An Objec	1	0.09
Shoplifting	2	0.18
Simple Assault	178	15.60
Statutory Rape	3	0.26
Stolen Property Offenses	3	0.26
Theft From Building	6	0.53
Theft From Coin Operated Ma	2	0.18
Theft From Motor Vehicle	65	5.70
Theft of Motor Vehicle Parts/A	4	0.35
Weapon Law Violations	12	1.05

	<u>Index Offense Count</u>	<u>Crime Rate</u>	<u>Population</u>
Bluefield PD	398	34.88	11,410

## Bramwell PD

<u>Offense</u>	<u>Offense</u>	<u>Crime Rate (per 1,000 persons)</u>
Drug/Narcotic Violations	1	2.36
Intimidation	1	2.36
Theft From Motor Vehicle	1	2.36
Theft of Motor Vehicle Parts/A	1	2.36

	<u>Index Offense Count</u>	<u>Crime Rate</u>	<u>Population</u>
Bramwell PD	2	4.72	424

## Concord College Security

<u>Offense</u>	<u>Offense</u>	<u>Crime Rate (per 1,000 persons)</u>
Burglary/Breaking & Entering	10	N/A
Destruction/Damage/Vandalis	9	N/A
Drug/Narcotic Violations	5	N/A
Simple Assault	1	N/A
Theft From Building	20	N/A
Theft From Motor Vehicle	5	N/A

	<u>Index Offense Count</u>	<u>Crime Rate</u>	<u>Population</u>
Concord College Security	35		

## DNR - 4 - Mercer

<u>Offense</u>	<u>Offense</u>	<u>Crime Rate (per 1,000 persons)</u>
Arson	1	N/A
Weapon Law Violations	2	N/A

	<u>Index Offense Count</u>	<u>Crime Rate</u>	<u>Population</u>
DNR - 4 - Mercer	0		

## Matoaka PD

<u>Offense</u>	<u>Offense</u>	<u>Crime Rate (per 1,000 persons)</u>
Aggravated Assault	4	12.66
Burglary/Breaking & Entering	1	3.16
Impersonation	1	3.16
Intimidation	1	3.16
Shoplifting	1	3.16
Simple Assault	1	3.16
Weapon Law Violations	1	3.16

	<u>Index Offense Count</u>	<u>Crime Rate</u>	<u>Population</u>
Matoaka PD	6	18.99	316

## Mercer Co SO

<u>Offense</u>	<u>Offense</u>	<u>Crime Rate (per 1,000 persons)</u>
Aggravated Assault	88	2.04
All Other Larceny	72	1.67
Arson	12	0.28
Assisting or Promoting Prosti	1	0.02
Burglary/Breaking & Entering	221	5.12
Counterfeiting/Forgery	58	1.34

Credit Card/Automatic Teller I	5	0.12
Destruction/Damage/Vandalis	229	5.30
Drug Equipment Violations	2	0.05
Drug/Narcotic Violations	61	1.41
Embezzlement	5	0.12
False Pretenses/Swindle/Cont	58	1.34
Forcible Fondling	6	0.14
Forcible Rape	5	0.12
Forcible Sodomy	2	0.05
Impersonation	10	0.23
Incest	1	0.02
Intimidation	102	2.36
Kidnaping/Abduction	9	0.21
Motor Vehicle Theft	71	1.64
Murder and Nonnegligent Mar	1	0.02
Pornography/Obscene Materi	1	0.02
Robbery	12	0.28
Sexual Assault With An Objec	3	0.07
Shoplifting	41	0.95
Simple Assault	367	8.50
Statutory Rape	2	0.05
Stolen Property Offenses	4	0.09
Theft From Building	98	2.27
Theft From Coin Operated Ma	13	0.30
Theft From Motor Vehicle	129	2.99
Theft of Motor Vehicle Parts/A	35	0.81
Weapon Law Violations	18	0.42
Welfare Fraud	5	0.12
Wire Fraud	1	0.02

	<u>Index Offense Count</u>	<u>Crime Rate</u>	<u>Population</u>
Mercer Co SO	786	18.20	43,181

## Princeton PD

<u>Offense</u>	<u>Offense</u>	<u>Crime Rate (per 1,000 persons)</u>
Aggravated Assault	40	6.33
All Other Larceny	157	24.83
Arson	2	0.32
Burglary/Breaking & Entering	87	13.76
Counterfeiting/Forgery	51	8.06
Credit Card/Automatic Teller I	5	0.79
Destruction/Damage/Vandalis	197	31.15
Drug Equipment Violations	8	1.27
Drug/Narcotic Violations	42	6.64
Embezzlement	3	0.47
False Pretenses/Swindle/Cont	21	3.32
Forcible Rape	3	0.47
Impersonation	5	0.79

Incest	1	0.16
Intimidation	107	16.92
Kidnaping/Abduction	1	0.16
Motor Vehicle Theft	21	3.32
Murder and Nonnegligent Mar	1	0.16
Pocket-picking	1	0.16
Prostitution	7	1.11
Robbery	8	1.27
Shoplifting	60	9.49
Simple Assault	125	19.77
Theft From Building	29	4.59
Theft From Coin Operated Ma	8	1.27
Theft From Motor Vehicle	58	9.17
Theft of Motor Vehicle Parts/A	27	4.27
Weapon Law Violations	13	2.06

	<u>Index</u>	<u>Offense Count</u>	<u>Crime Rate</u>	<u>Population</u>
Princeton PD		500	79.06	6,324

## Princeton SP

<u>Offense</u>	<u>Offense</u>	<u>Crime Rate (per 1,000 persons)</u>
Aggravated Assault	31	N/A
All Other Larceny	160	N/A
Arson	2	N/A
Burglary/Breaking & Entering	159	N/A
Counterfeiting/Forgery	43	N/A
Credit Card/Automatic Teller I	7	N/A
Destruction/Damage/Vandalis	126	N/A
Drug/Narcotic Violations	8	N/A
Embezzlement	6	N/A
False Pretenses/Swindle/Cont	17	N/A
Forcible Fondling	1	N/A
Forcible Rape	2	N/A
Impersonation	5	N/A
Intimidation	13	N/A
Kidnaping/Abduction	1	N/A
Motor Vehicle Theft	55	N/A
Murder and Nonnegligent Mar	2	N/A
Pornography/Obscene Materi	1	N/A
Prostitution	5	N/A
Purse-snatching	3	N/A
Sexual Assault With An Objec	6	N/A
Shoplifting	38	N/A
Simple Assault	79	N/A
Stolen Property Offenses	4	N/A
Theft From Building	18	N/A
Theft From Motor Vehicle	32	N/A
Theft of Motor Vehicle Parts/A	72	N/A

Weapon Law Violations	5	N/A
Wire Fraud	1	N/A

<u>Index Offense Count</u>	<u>Crime Rate</u>	<u>Population</u>
572		

Princeton SP

## Turnpike - Mercer

<u>Offense</u>	<u>Offense</u>	<u>Crime Rate (per 1,000 persons)</u>
Aggravated Assault	1	N/A
All Other Larceny	2	N/A
Destruction/Damage/Vandalis	1	N/A
Drug/Narcotic Violations	8	N/A
Simple Assault	1	N/A
Stolen Property Offenses	1	N/A
Weapon Law Violations	1	N/A

<u>Index Offense Count</u>	<u>Crime Rate</u>	<u>Population</u>
3		

Turnpike - Mercer

## Mercer

<u>Index Offense</u>	<u>Crime Rate</u>	<u>Population</u>
2,318	36.94	62,754

## Mineral

### DNR - 2 - Mineral

<u>Offense</u>	<u>Offense</u>	<u>Crime Rate (per 1,000 persons)</u>
Simple Assault	1	N/A
Weapon Law Violations	2	N/A

<u>Index Offense Count</u>	<u>Crime Rate</u>	<u>Population</u>
0		

DNR - 2 - Mineral

### Keyser PD

<u>Offense</u>	<u>Offense</u>	<u>Crime Rate (per 1,000 persons)</u>
Aggravated Assault	19	3.60
All Other Larceny	35	6.62
Arson	1	0.19
Burglary/Breaking & Entering	34	6.43
Counterfeiting/Forgery	6	1.14
Credit Card/Automatic Teller I	2	0.38
Destruction/Damage/Vandalis	69	13.06
Drug/Narcotic Violations	14	2.65
False Pretenses/Swindle/Cont	3	0.57
Forcible Rape	1	0.19
Intimidation	9	1.70
Motor Vehicle Theft	5	0.95
Murder and Nonnegligent Mar	1	0.19
Sexual Assault With An Objec	2	0.38
Shoplifting	20	3.79
Simple Assault	63	11.92

Statutory Rape	1	0.19
Stolen Property Offenses	1	0.19
Theft From Building	29	5.49
Theft From Coin Operated Ma	1	0.19
Theft From Motor Vehicle	31	5.87
Theft of Motor Vehicle Parts/A	5	0.95
Weapon Law Violations	1	0.19

	<u>Index</u>	<u>Offense Count</u>	<u>Crime Rate</u>	<u>Population</u>
Keyser PD		181	34.25	5,284

### Keyser SP

<u>Offense</u>	<u>Offense</u>	<u>Crime Rate (per 1,000 persons)</u>
Aggravated Assault	19	N/A
All Other Larceny	37	N/A
Arson	3	N/A
Burglary/Breaking & Entering	60	N/A
Counterfeiting/Forgery	10	N/A
Credit Card/Automatic Teller I	2	N/A
Destruction/Damage/Vandalis	107	N/A
Drug/Narcotic Violations	14	N/A
Embezzlement	4	N/A
Extortion/Blackmail	1	N/A
False Pretenses/Swindle/Cont	22	N/A
Forcible Fondling	5	N/A
Forcible Rape	1	N/A
Impersonation	1	N/A
Intimidation	12	N/A
Kidnaping/Abduction	1	N/A
Motor Vehicle Theft	12	N/A
Murder and Nonnegligent Mar	1	N/A
Robbery	2	N/A
Sexual Assault With An Objec	1	N/A
Shoplifting	37	N/A
Simple Assault	63	N/A
Statutory Rape	1	N/A
Stolen Property Offenses	1	N/A
Theft From Coin Operated Ma	1	N/A
Theft From Motor Vehicle	11	N/A
Theft of Motor Vehicle Parts/A	26	N/A
Weapon Law Violations	7	N/A

	<u>Index</u>	<u>Offense Count</u>	<u>Crime Rate</u>	<u>Population</u>
Keyser SP		207		

### Mineral Co SO

<u>Offense</u>	<u>Offense</u>	<u>Crime Rate (per 1,000 persons)</u>
Aggravated Assault	9	0.45
All Other Larceny	25	1.25



Burglary/Breaking & Entering	13	0.65
Counterfeiting/Forgery	4	0.20
Destruction/Damage/Vandalis	26	1.30
False Pretenses/Swindle/Cont	2	0.10
Forcible Fondling	3	0.15
Intimidation	1	0.05
Kidnaping/Abduction	1	0.05
Motor Vehicle Theft	5	0.25
Shoplifting	2	0.10
Simple Assault	42	2.11
Stolen Property Offenses	1	0.05
Theft From Building	2	0.10
Theft From Motor Vehicle	2	0.10
Weapon Law Violations	1	0.05

	<u>Index Offense Count</u>	<u>Crime Rate</u>	<u>Population</u>
Mineral Co SO	58	2.91	19,927

### Piedmont PD

<u>Offense</u>	<u>Offense</u>	<u>Crime Rate (per 1,000 persons)</u>
All Other Larceny	6	5.93
Destruction/Damage/Vandalis	14	13.85
Drug Equipment Violations	2	1.98
Drug/Narcotic Violations	2	1.98
Intimidation	1	0.99
Motor Vehicle Theft	3	2.97
Simple Assault	8	7.91
Theft From Building	6	5.93
Theft From Motor Vehicle	3	2.97

	<u>Index Offense Count</u>	<u>Crime Rate</u>	<u>Population</u>
Piedmont PD	18	17.80	1,011

### Potomac State College Police

<u>Offense</u>	<u>Offense</u>	<u>Crime Rate (per 1,000 persons)</u>
Aggravated Assault	4	N/A
All Other Larceny	1	N/A
Burglary/Breaking & Entering	7	N/A
Destruction/Damage/Vandalis	9	N/A
Drug/Narcotic Violations	13	N/A
Forcible Rape	1	N/A
Intimidation	3	N/A
Simple Assault	3	N/A
Theft From Building	7	N/A
Theft From Motor Vehicle	5	N/A

	<u>Index Offense Count</u>	<u>Crime Rate</u>	<u>Population</u>
Potomac State College Police	25		

# Mineral

<u>Index Offense</u>	<u>Crime Rate</u>	<u>Population</u>
489	18.65	26,222

# Mingo

## DNR - 5 - Mingo

<u>Offense</u>	<u>Offense</u>	<u>Crime Rate (per 1,000 persons)</u>
Weapon Law Violations	1	N/A

	<u>Index Offense Count</u>	<u>Crime Rate</u>	<u>Population</u>
DNR - 5 - Mingo	0		

## FIRE MARSHAL - MINGO

<u>Offense</u>	<u>Offense</u>	<u>Crime Rate (per 1,000 persons)</u>
Arson	2	N/A

	<u>Index Offense Count</u>	<u>Crime Rate</u>	<u>Population</u>
FIRE MARSHAL - MINGO	0		

## Gilbert PD

<u>Offense</u>	<u>Offense</u>	<u>Crime Rate (per 1,000 persons)</u>
Aggravated Assault	2	4.82
All Other Larceny	1	2.41
Burglary/Breaking & Entering	2	4.82
Counterfeiting/Forgery	1	2.41
Destruction/Damage/Vandalis	2	4.82
Drug/Narcotic Violations	3	7.23
Intimidation	1	2.41
Simple Assault	1	2.41

	<u>Index Offense Count</u>	<u>Crime Rate</u>	<u>Population</u>
Gilbert PD	5	12.05	415

## Gilbert SP

<u>Offense</u>	<u>Offense</u>	<u>Crime Rate (per 1,000 persons)</u>
Aggravated Assault	12	N/A
All Other Larceny	23	N/A
Arson	2	N/A
Burglary/Breaking & Entering	29	N/A
Counterfeiting/Forgery	2	N/A
Destruction/Damage/Vandalis	26	N/A
Drug Equipment Violations	2	N/A
Drug/Narcotic Violations	24	N/A
Impersonation	1	N/A
Intimidation	3	N/A
Kidnaping/Abduction	1	N/A
Motor Vehicle Theft	11	N/A
Robbery	3	N/A
Sexual Assault With An Objec	1	N/A
Simple Assault	24	N/A

Stolen Property Offenses	3	N/A
Theft From Building	8	N/A
Theft From Motor Vehicle	14	N/A
Theft of Motor Vehicle Parts/A	7	N/A
Weapon Law Violations	8	N/A

	<u>Index Offense Count</u>	<u>Crime Rate</u>	<u>Population</u>
Gilbert SP	107		

### Mingo Co SO

<u>Offense</u>	<u>Offense</u>	<u>Crime Rate (per 1,000 persons)</u>
Aggravated Assault	5	0.22
Drug/Narcotic Violations	1	0.04
Intimidation	7	0.30
Simple Assault	29	1.25
Theft From Motor Vehicle	1	0.04

	<u>Index Offense Count</u>	<u>Crime Rate</u>	<u>Population</u>
Mingo Co SO	6	0.26	23,159

### Williamson PD

<u>Offense</u>	<u>Offense</u>	<u>Crime Rate (per 1,000 persons)</u>
Aggravated Assault	13	3.82
All Other Larceny	26	7.64
Burglary/Breaking & Entering	44	12.93
Counterfeiting/Forgery	3	0.88
Credit Card/Automatic Teller I	1	0.29
Destruction/Damage/Vandalis	51	14.99
Drug/Narcotic Violations	8	2.35
Intimidation	3	0.88
Kidnaping/Abduction	1	0.29
Motor Vehicle Theft	14	4.12
Shoplifting	1	0.29
Simple Assault	36	10.58
Stolen Property Offenses	1	0.29
Theft From Motor Vehicle	10	2.94
Theft of Motor Vehicle Parts/A	5	1.47
Weapon Law Violations	2	0.59
Wire Fraud	2	0.59

	<u>Index Offense Count</u>	<u>Crime Rate</u>	<u>Population</u>
Williamson PD	113	33.22	3,402

### Williamson SP

<u>Offense</u>	<u>Offense</u>	<u>Crime Rate (per 1,000 persons)</u>
Aggravated Assault	16	N/A
All Other Larceny	26	N/A
Arson	1	N/A
Burglary/Breaking & Entering	39	N/A
Counterfeiting/Forgery	3	N/A

Destruction/Damage/Vandalis	40	N/A
Drug Equipment Violations	1	N/A
Drug/Narcotic Violations	32	N/A
Embezzlement	1	N/A
False Pretenses/Swindle/Cont	2	N/A
Impersonation	1	N/A
Intimidation	9	N/A
Kidnaping/Abduction	1	N/A
Motor Vehicle Theft	25	N/A
Murder and Nonnegligent Mar	1	N/A
Operating/Promoting/Assistin	1	N/A
Robbery	3	N/A
Simple Assault	61	N/A
Statutory Rape	1	N/A
Stolen Property Offenses	1	N/A
Theft From Building	9	N/A
Theft From Coin Operated Ma	2	N/A
Theft From Motor Vehicle	7	N/A
Theft of Motor Vehicle Parts/A	26	N/A
Weapon Law Violations	2	N/A

	<u>Index Offense Count</u>	<u>Crime Rate</u>	<u>Population</u>
Williamson SP	154		

## Mingo

	<u>Index Offense</u>	<u>Crime Rate</u>	<u>Population</u>
	385	14.27	26,976

## Monongalia

### DNR - 1 - Monongalia

<u>Offense</u>	<u>Offense</u>	<u>Crime Rate (per 1,000 persons)</u>
Weapon Law Violations	3	N/A

	<u>Index Offense Count</u>	<u>Crime Rate</u>	<u>Population</u>
DNR - 1 - Monongalia	0		

### FIRE MARSHAL - Monongalia

<u>Offense</u>	<u>Offense</u>	<u>Crime Rate (per 1,000 persons)</u>
Arson	10	N/A

	<u>Index Offense Count</u>	<u>Crime Rate</u>	<u>Population</u>
FIRE MARSHAL - Monongalia	0		

### Granville PD

<u>Offense</u>	<u>Offense</u>	<u>Crime Rate (per 1,000 persons)</u>
Aggravated Assault	2	N/A
All Other Larceny	1	N/A
Burglary/Breaking & Entering	1	N/A
Destruction/Damage/Vandalis	1	N/A

Granville PD	<u>Index Offense Count</u>	<u>Crime Rate</u>	<u>Population</u>
	4		

## Monongalia Co SO

<u>Offense</u>	<u>Offense</u>	<u>Crime Rate (per 1,000 persons)</u>
Aggravated Assault	34	0.70
All Other Larceny	155	3.18
Arson	2	0.04
Burglary/Breaking & Entering	79	1.62
Counterfeiting/Forgery	17	0.35
Credit Card/Automatic Teller I	6	0.12
Destruction/Damage/Vandalis	241	4.94
Drug/Narcotic Violations	10	0.20
Embezzlement	2	0.04
False Pretenses/Swindle/Cont	16	0.33
Forcible Fondling	3	0.06
Forcible Rape	2	0.04
Impersonation	5	0.10
Intimidation	38	0.78
Kidnaping/Abduction	2	0.04
Motor Vehicle Theft	29	0.59
Murder and Nonnegligent Mar	1	0.02
Purse-snatching	1	0.02
Robbery	6	0.12
Sexual Assault With An Objec	2	0.04
Shoplifting	18	0.37
Simple Assault	108	2.21
Statutory Rape	1	0.02
Stolen Property Offenses	2	0.04
Theft From Building	21	0.43
Theft From Coin Operated Ma	2	0.04
Theft From Motor Vehicle	91	1.86
Theft of Motor Vehicle Parts/A	6	0.12
Weapon Law Violations	4	0.08

Monongalia Co SO	<u>Index Offense Count</u>	<u>Crime Rate</u>	<u>Population</u>
	445	9.12	48,797

## Morgantown PD

<u>Offense</u>	<u>Offense</u>	<u>Crime Rate (per 1,000 persons)</u>
Aggravated Assault	73	2.73
All Other Larceny	221	8.27
Arson	8	0.30
Burglary/Breaking & Entering	223	8.35
Counterfeiting/Forgery	59	2.21
Credit Card/Automatic Teller I	36	1.35
Destruction/Damage/Vandalis	847	31.71
Drug Equipment Violations	2	0.07

Drug/Narcotic Violations	39	1.46
Embezzlement	10	0.37
False Pretenses/Swindle/Cont	42	1.57
Forcible Fondling	4	0.15
Forcible Rape	13	0.49
Forcible Sodomy	2	0.07
Impersonation	8	0.30
Intimidation	57	2.13
Kidnaping/Abduction	1	0.04
Motor Vehicle Theft	41	1.53
Murder and Nonnegligent Mar	1	0.04
Robbery	20	0.75
Sexual Assault With An Objec	3	0.11
Shoplifting	118	4.42
Simple Assault	180	6.74
Stolen Property Offenses	24	0.90
Theft From Building	113	4.23
Theft From Coin Operated Ma	4	0.15
Theft From Motor Vehicle	202	7.56
Theft of Motor Vehicle Parts/A	74	2.77
Weapon Law Violations	10	0.37
Wire Fraud	1	0.04

	<u>Index Offense Count</u>	<u>Crime Rate</u>	<u>Population</u>
Morgantown PD	1,103	41.29	26,713

## Morgantown SP

<u>Offense</u>	<u>Offense</u>	<u>Crime Rate (per 1,000 persons)</u>
Aggravated Assault	20	N/A
All Other Larceny	139	N/A
Arson	4	N/A
Burglary/Breaking & Entering	167	N/A
Counterfeiting/Forgery	17	N/A
Credit Card/Automatic Teller I	5	N/A
Destruction/Damage/Vandalis	225	N/A
Drug/Narcotic Violations	19	N/A
Embezzlement	12	N/A
False Pretenses/Swindle/Cont	58	N/A
Forcible Fondling	9	N/A
Forcible Rape	2	N/A
Forcible Sodomy	1	N/A
Impersonation	8	N/A
Incest	1	N/A
Intimidation	48	N/A
Kidnaping/Abduction	3	N/A
Motor Vehicle Theft	66	N/A
Robbery	3	N/A
Sexual Assault With An Objec	6	N/A

Shoplifting	39	N/A
Simple Assault	188	N/A
Stolen Property Offenses	2	N/A
Theft From Building	24	N/A
Theft From Coin Operated Ma	4	N/A
Theft From Motor Vehicle	40	N/A
Theft of Motor Vehicle Parts/A	38	N/A
Weapon Law Violations	4	N/A

Index Offense Count      Crime Rate      Population  
 542

Morgantown SP

### Star City PD

<u>Offense</u>	<u>Offense</u>	<u>Crime Rate (per 1,000 persons)</u>
Aggravated Assault	4	2.94
All Other Larceny	2	1.47
Burglary/Breaking & Entering	6	4.41
Counterfeiting/Forgery	3	2.20
Credit Card/Automatic Teller I	1	0.73
Destruction/Damage/Vandalis	11	8.08
Drug/Narcotic Violations	12	8.82
False Pretenses/Swindle/Cont	2	1.47
Forcible Rape	2	1.47
Intimidation	2	1.47
Motor Vehicle Theft	1	0.73
Shoplifting	6	4.41
Simple Assault	9	6.61
Theft From Building	4	2.94
Theft From Motor Vehicle	6	4.41

Index Offense Count      Crime Rate      Population  
 31                                      22.78                                      1,361

Star City PD

### West Virginia University -Police

<u>Offense</u>	<u>Offense</u>	<u>Crime Rate (per 1,000 persons)</u>
Aggravated Assault	1	N/A
All Other Larceny	28	N/A
Arson	6	N/A
Burglary/Breaking & Entering	16	N/A
Destruction/Damage/Vandalis	105	N/A
Drug/Narcotic Violations	34	N/A
Embezzlement	4	N/A
False Pretenses/Swindle/Cont	6	N/A
Forcible Fondling	1	N/A
Intimidation	23	N/A
Motor Vehicle Theft	3	N/A
Pocket-picking	4	N/A
Pornography/Obscene Materi	1	N/A
Purse-snatching	1	N/A

Robbery	4	N/A
Simple Assault	33	N/A
Theft From Building	154	N/A
Theft From Coin Operated Ma	4	N/A
Theft From Motor Vehicle	20	N/A
Theft of Motor Vehicle Parts/A	6	N/A

	<u>Index</u>	<u>Offense Count</u>	<u>Crime Rate</u>	<u>Population</u>
West Virginia University -Police		241		

## Westover PD

<u>Offense</u>	<u>Offense</u>	<u>Crime Rate (per 1,000 persons)</u>
Aggravated Assault	7	1.78
All Other Larceny	32	8.15
Burglary/Breaking & Entering	18	4.58
Counterfeiting/Forgery	3	0.76
Destruction/Damage/Vandalis	71	18.08
Drug Equipment Violations	1	0.25
Drug/Narcotic Violations	6	1.53
Embezzlement	3	0.76
False Pretenses/Swindle/Cont	4	1.02
Forcible Fondling	1	0.25
Forcible Sodomy	1	0.25
Motor Vehicle Theft	9	2.29
Pocket-picking	1	0.25
Robbery	1	0.25
Shoplifting	9	2.29
Simple Assault	29	7.38
Stolen Property Offenses	1	0.25
Theft From Building	2	0.51
Theft From Coin Operated Ma	1	0.25
Theft From Motor Vehicle	24	6.11
Theft of Motor Vehicle Parts/A	11	2.80
Weapon Law Violations	3	0.76

	<u>Index</u>	<u>Offense Count</u>	<u>Crime Rate</u>	<u>Population</u>
Westover PD		115	29.28	3,927

## Monongalia

	<u>Index</u>	<u>Offense</u>	<u>Crime Rate</u>	<u>Population</u>
		2,481	30.71	80,798

## Monroe

### Alderson PD

<u>Offense</u>	<u>Offense</u>	<u>Crime Rate (per 1,000 persons)</u>
Arson	1	0.92
Burglary/Breaking & Entering	2	1.84
Counterfeiting/Forgery	1	0.92
Destruction/Damage/Vandalis	1	0.92



Motor Vehicle Theft	1	0.92
Simple Assault	5	4.60
Statutory Rape	1	0.92
Theft From Building	2	1.84
Theft From Coin Operated Ma	2	1.84
Theft From Motor Vehicle	1	0.92

	<u>Index Offense Count</u>	<u>Crime Rate</u>	<u>Population</u>
Alderson PD	8	7.35	1,088

### DNR - 4 - Monroe

<u>Offense</u>	<u>Offense</u>	<u>Crime Rate (per 1,000 persons)</u>
Aggravated Assault	1	N/A
Weapon Law Violations	2	N/A

	<u>Index Offense Count</u>	<u>Crime Rate</u>	<u>Population</u>
DNR - 4 - Monroe	1		

### Monroe Co SO

<u>Offense</u>	<u>Offense</u>	<u>Crime Rate (per 1,000 persons)</u>
Aggravated Assault	10	0.72
All Other Larceny	25	1.80
Burglary/Breaking & Entering	18	1.30
Destruction/Damage/Vandalis	15	1.08
Forcible Fondling	1	0.07
Intimidation	10	0.72
Motor Vehicle Theft	6	0.43
Purse-snatching	1	0.07
Simple Assault	44	3.17
Theft From Building	1	0.07
Weapon Law Violations	1	0.07

	<u>Index Offense Count</u>	<u>Crime Rate</u>	<u>Population</u>
Monroe Co SO	61	4.40	13,874

### Peterstown PD

<u>Offense</u>	<u>Offense</u>	<u>Crime Rate (per 1,000 persons)</u>
Burglary/Breaking & Entering	3	6.04
Counterfeiting/Forgery	1	2.01
Destruction/Damage/Vandalis	2	4.02
Simple Assault	1	2.01
Theft From Motor Vehicle	2	4.02

	<u>Index Offense Count</u>	<u>Crime Rate</u>	<u>Population</u>
Peterstown PD	5	10.06	497

### Union SP

<u>Offense</u>	<u>Offense</u>	<u>Crime Rate (per 1,000 persons)</u>
Aggravated Assault	9	N/A
All Other Larceny	18	N/A
Arson	2	N/A

Burglary/Breaking & Entering	38	N/A
Counterfeiting/Forgery	8	N/A
Credit Card/Automatic Teller I	1	N/A
Destruction/Damage/Vandalis	18	N/A
Drug/Narcotic Violations	6	N/A
Embezzlement	1	N/A
False Pretenses/Swindle/Cont	8	N/A
Forcible Fondling	1	N/A
Intimidation	9	N/A
Kidnaping/Abduction	2	N/A
Motor Vehicle Theft	5	N/A
Purse-snatching	1	N/A
Simple Assault	29	N/A
Stolen Property Offenses	1	N/A
Theft From Building	7	N/A
Theft From Motor Vehicle	10	N/A
Theft of Motor Vehicle Parts/A	3	N/A
Weapon Law Violations	3	N/A

	<u>Index Offense Count</u>	<u>Crime Rate</u>	<u>Population</u>
Union SP	91		

## Monroe

	<u>Index Offense</u>	<u>Crime Rate</u>	<u>Population</u>
	166	10.74	15,459

## Morgan

### Berkeley Springs SP

<u>Offense</u>	<u>Offense</u>	<u>Crime Rate (per 1,000 persons)</u>
Aggravated Assault	8	N/A
All Other Larceny	21	N/A
Burglary/Breaking & Entering	26	N/A
Counterfeiting/Forgery	3	N/A
Credit Card/Automatic Teller I	1	N/A
Destruction/Damage/Vandalis	38	N/A
Drug/Narcotic Violations	14	N/A
False Pretenses/Swindle/Cont	3	N/A
Forcible Fondling	5	N/A
Forcible Rape	1	N/A
Incest	2	N/A
Intimidation	7	N/A
Motor Vehicle Theft	5	N/A
Pornography/Obscene Materi	2	N/A
Sexual Assault With An Objec	1	N/A
Shoplifting	3	N/A
Simple Assault	39	N/A
Statutory Rape	1	N/A
Theft From Building	8	N/A

Theft From Coin Operated Ma	1	N/A
Theft From Motor Vehicle	15	N/A
Theft of Motor Vehicle Parts/A	17	N/A
Weapon Law Violations	2	N/A

<u>Index Offense Count</u>	<u>Crime Rate</u>	<u>Population</u>
105		

Berkeley Springs SP

## DNR - 2 - Morgan

<u>Offense</u>	<u>Offense</u>	<u>Crime Rate (per 1,000 persons)</u>
Weapon Law Violations	1	N/A

<u>Index Offense Count</u>	<u>Crime Rate</u>	<u>Population</u>
0		

DNR - 2 - Morgan

## Morgan Co SO

<u>Offense</u>	<u>Offense</u>	<u>Crime Rate (per 1,000 persons)</u>
Aggravated Assault	8	0.58
All Other Larceny	50	3.65
Arson	1	0.07
Burglary/Breaking & Entering	30	2.19
Counterfeiting/Forgery	1	0.07
Destruction/Damage/Vandalis	114	8.32
Drug Equipment Violations	1	0.07
Drug/Narcotic Violations	6	0.44
False Pretenses/Swindle/Cont	1	0.07
Forcible Rape	1	0.07
Forcible Sodomy	2	0.15
Intimidation	3	0.22
Motor Vehicle Theft	11	0.80
Purse-snatching	1	0.07
Robbery	1	0.07
Shoplifting	3	0.22
Simple Assault	51	3.72
Stolen Property Offenses	1	0.07
Theft From Building	7	0.51
Theft From Coin Operated Ma	1	0.07
Theft From Motor Vehicle	12	0.88
Theft of Motor Vehicle Parts/A	10	0.73
Weapon Law Violations	3	0.22

<u>Index Offense Count</u>	<u>Crime Rate</u>	<u>Population</u>
135	9.85	13,707

Morgan Co SO

## Morgan

<u>Index Offense</u>	<u>Crime Rate</u>	<u>Population</u>
240	17.51	13,707

**NICHOLAS**

**CENTRAL WV DRUG TF**

<u>Offense</u>	<u>Offense</u>	<u>Crime Rate (per 1,000 persons)</u>
False Pretenses/Swindle/Cont	1	N/A

CENTRAL WV DRUG TF

<u>Index Offense Count</u>	<u>Crime Rate</u>	<u>Population</u>
0		

**Nicholas Co SO**

<u>Offense</u>	<u>Offense</u>	<u>Crime Rate (per 1,000 persons)</u>
Aggravated Assault	33	1.59
All Other Larceny	113	5.45
Burglary/Breaking & Entering	113	5.45
Counterfeiting/Forgery	23	1.11
Credit Card/Automatic Teller I	4	0.19
Destruction/Damage/Vandalis	243	11.73
Drug Equipment Violations	7	0.34
Drug/Narcotic Violations	35	1.69
Embezzlement	1	0.05
False Pretenses/Swindle/Cont	15	0.72
Forcible Fondling	3	0.14
Forcible Rape	6	0.29
Impersonation	3	0.14
Incest	1	0.05
Intimidation	64	3.09
Kidnaping/Abduction	3	0.14
Motor Vehicle Theft	33	1.59
Murder and Nonnegligent Mar	1	0.05
Pocket-picking	2	0.10
Purse-snatching	1	0.05
Robbery	5	0.24
Sexual Assault With An Objec	1	0.05
Shoplifting	27	1.30
Simple Assault	150	7.24
Stolen Property Offenses	7	0.34
Theft From Building	68	3.28
Theft From Coin Operated Ma	3	0.14
Theft From Motor Vehicle	69	3.33
Theft of Motor Vehicle Parts/A	8	0.39
Weapon Law Violations	16	0.77

<u>Index Offense Count</u>	<u>Crime Rate</u>	<u>Population</u>
482	23.27	20,716

Nicholas Co SO

**Richwood PD**

<u>Offense</u>	<u>Offense</u>	<u>Crime Rate (per 1,000 persons)</u>
Aggravated Assault	1	0.41
Burglary/Breaking & Entering	2	0.81
Destruction/Damage/Vandalis	6	2.43
Drug/Narcotic Violations	11	4.46
Motor Vehicle Theft	1	0.41

Shoplifting	6	2.43
Simple Assault	16	6.48
Stolen Property Offenses	1	0.41
Theft From Building	4	1.62
Weapon Law Violations	1	0.41

	<u>Index Offense Count</u>	<u>Crime Rate</u>	<u>Population</u>
Richwood PD	14	5.67	2,468

## Richwood SP

<u>Offense</u>	<u>Offense</u>	<u>Crime Rate (per 1,000 persons)</u>
Aggravated Assault	3	N/A
All Other Larceny	4	N/A
Arson	1	N/A
Burglary/Breaking & Entering	21	N/A
Counterfeiting/Forgery	6	N/A
Credit Card/Automatic Teller I	2	N/A
Destruction/Damage/Vandalis	10	N/A
Drug Equipment Violations	1	N/A
Drug/Narcotic Violations	14	N/A
False Pretenses/Swindle/Cont	2	N/A
Intimidation	1	N/A
Motor Vehicle Theft	4	N/A
Murder and Nonnegligent Mar	1	N/A
Robbery	1	N/A
Simple Assault	5	N/A
Statutory Rape	1	N/A
Theft From Building	1	N/A
Theft From Motor Vehicle	5	N/A
Theft of Motor Vehicle Parts/A	3	N/A
Weapon Law Violations	3	N/A

	<u>Index Offense Count</u>	<u>Crime Rate</u>	<u>Population</u>
Richwood SP	43		

## Summersville PD

<u>Offense</u>	<u>Offense</u>	<u>Crime Rate (per 1,000 persons)</u>
Aggravated Assault	8	2.44
All Other Larceny	42	12.79
Assisting or Promoting Prosti	1	0.30
Burglary/Breaking & Entering	8	2.44
Counterfeiting/Forgery	20	6.09
Destruction/Damage/Vandalis	35	10.66
Drug Equipment Violations	1	0.30
Drug/Narcotic Violations	62	18.89
False Pretenses/Swindle/Cont	16	4.87
Forcible Rape	1	0.30
Forcible Sodomy	1	0.30
Impersonation	2	0.61

Intimidation	11	3.35
Motor Vehicle Theft	9	2.74
Purse-snatching	5	1.52
Robbery	2	0.61
Shoplifting	23	7.01
Simple Assault	20	6.09
Statutory Rape	1	0.30
Stolen Property Offenses	3	0.91
Theft From Building	4	1.22
Theft From Coin Operated Ma	4	1.22
Theft From Motor Vehicle	20	6.09
Theft of Motor Vehicle Parts/A	2	0.61
Weapon Law Violations	3	0.91

	<u>Index Offense Count</u>	<u>Crime Rate</u>	<u>Population</u>
Summersville PD	128	38.99	3,283

### Summersville SP

<u>Offense</u>	<u>Offense</u>	<u>Crime Rate (per 1,000 persons)</u>
Aggravated Assault	6	N/A
All Other Larceny	20	N/A
Arson	1	N/A
Burglary/Breaking & Entering	24	N/A
Counterfeiting/Forgery	10	N/A
Destruction/Damage/Vandalis	35	N/A
Drug Equipment Violations	1	N/A
Drug/Narcotic Violations	11	N/A
False Pretenses/Swindle/Cont	8	N/A
Forcible Fondling	7	N/A
Forcible Rape	1	N/A
Impersonation	4	N/A
Intimidation	13	N/A
Kidnaping/Abduction	1	N/A
Motor Vehicle Theft	9	N/A
Murder and Nonnegligent Mar	2	N/A
Shoplifting	1	N/A
Simple Assault	20	N/A
Statutory Rape	1	N/A
Theft From Building	1	N/A
Theft From Coin Operated Ma	1	N/A
Theft From Motor Vehicle	6	N/A
Theft of Motor Vehicle Parts/A	14	N/A
Weapon Law Violations	2	N/A

	<u>Index Offense Count</u>	<u>Crime Rate</u>	<u>Population</u>
Summersville SP	85		

# Nicholas

<u>Index Offense</u>	<u>Crime Rate</u>	<u>Population</u>
752	28.41	26,467

# Ohio

## Ohio Co SO

<u>Offense</u>	<u>Offense</u>	<u>Crime Rate (per 1,000 persons)</u>
Aggravated Assault	20	1.81
All Other Larceny	4	0.36
Burglary/Breaking & Entering	19	1.72
Counterfeiting/Forgery	1	0.09
Credit Card/Automatic Teller I	1	0.09
Destruction/Damage/Vandalis	37	3.35
Drug/Narcotic Violations	16	1.45
Embezzlement	1	0.09
False Pretenses/Swindle/Coni	1	0.09
Forcible Fondling	4	0.36
Impersonation	2	0.18
Intimidation	23	2.08
Motor Vehicle Theft	6	0.54
Pornography/Obscene Materi:	1	0.09
Prostitution	1	0.09
Robbery	2	0.18
Sexual Assault With An Objec	2	0.18
Shoplifting	1	0.09
Simple Assault	47	4.25
Statutory Rape	2	0.18
Stolen Property Offenses	1	0.09
Theft From Building	4	0.36
Theft From Coin Operated Ma	3	0.27
Theft From Motor Vehicle	14	1.27
Theft of Motor Vehicle Parts/A	2	0.18
Weapon Law Violations	1	0.09
Wire Fraud	1	0.09

Ohio Co SO	<u>Index Offense Count</u>	<u>Crime Rate</u>	<u>Population</u>
	75	6.79	11,051

## West Liberty College

<u>Offense</u>	<u>Offense</u>	<u>Crime Rate (per 1,000 persons)</u>
Aggravated Assault	1	N/A
Burglary/Breaking & Entering	1	N/A
Destruction/Damage/Vandalis	6	N/A
Purse-snatching	1	N/A
Simple Assault	1	N/A
Stolen Property Offenses	1	N/A
Theft From Building	19	N/A

Theft From Motor Vehicle	17	N/A
Theft of Motor Vehicle Parts/A	2	N/A

<u>Index Offense Count</u>	<u>Crime Rate</u>	<u>Population</u>
41		

West Liberty College

## Wheeling SP

<u>Offense</u>	<u>Offense</u>	<u>Crime Rate (per 1,000 persons)</u>
Aggravated Assault	8	N/A
All Other Larceny	6	N/A
Burglary/Breaking & Entering	6	N/A
Counterfeiting/Forgery	3	N/A
Credit Card/Automatic Teller I	2	N/A
Destruction/Damage/Vandalis	31	N/A
Drug/Narcotic Violations	21	N/A
False Pretenses/Swindle/Cont	4	N/A
Forcible Fondling	1	N/A
Intimidation	14	N/A
Motor Vehicle Theft	5	N/A
Shoplifting	2	N/A
Simple Assault	23	N/A
Statutory Rape	2	N/A
Theft From Building	6	N/A
Theft From Motor Vehicle	7	N/A
Theft of Motor Vehicle Parts/A	16	N/A
Weapon Law Violations	3	N/A

<u>Index Offense Count</u>	<u>Crime Rate</u>	<u>Population</u>
56		

Wheeling SP

## Ohio

<u>Index Offense</u>	<u>Crime Rate</u>	<u>Population</u>
172	15.56	11,051

## PENDLETON

### FIRE MARSHAL - PENDLETON

<u>Offense</u>	<u>Offense</u>	<u>Crime Rate (per 1,000 persons)</u>
Arson	1	N/A

<u>Index Offense Count</u>	<u>Crime Rate</u>	<u>Population</u>
0		

FIRE MARSHAL - PENDLETON

### Franklin SP

<u>Offense</u>	<u>Offense</u>	<u>Crime Rate (per 1,000 persons)</u>
Aggravated Assault	2	N/A
All Other Larceny	19	N/A
Arson	1	N/A
Burglary/Breaking & Entering	13	N/A
Counterfeiting/Forgery	3	N/A
Destruction/Damage/Vandalis	32	N/A



Drug/Narcotic Violations	16	N/A
False Pretenses/Swindle/Cont	5	N/A
Forcible Fondling	2	N/A
Forcible Rape	3	N/A
Intimidation	6	N/A
Motor Vehicle Theft	8	N/A
Shoplifting	3	N/A
Simple Assault	25	N/A
Statutory Rape	1	N/A
Stolen Property Offenses	1	N/A
Theft From Building	1	N/A
Theft From Coin Operated Ma	1	N/A
Theft From Motor Vehicle	5	N/A
Theft of Motor Vehicle Parts/A	3	N/A
Weapon Law Violations	3	N/A

<u>Index Offense Count</u>	<u>Crime Rate</u>	<u>Population</u>
58		

Franklin SP

## Pendleton Co SO

<u>Offense</u>	<u>Offense</u>	<u>Crime Rate (per 1,000 persons)</u>
Drug/Narcotic Violations	2	0.24
Simple Assault	1	0.12
Weapon Law Violations	1	0.12

<u>Index Offense Count</u>	<u>Crime Rate</u>	<u>Population</u>
0	0.00	8,167

Pendleton Co SO

## Pendleton

<u>Index Offense</u>	<u>Crime Rate</u>	<u>Population</u>
58	7.10	8,167

## Pleasants

### Pleasants Co SO

<u>Offense</u>	<u>Offense</u>	<u>Crime Rate (per 1,000 persons)</u>
Aggravated Assault	1	0.18
All Other Larceny	2	0.37
Burglary/Breaking & Entering	3	0.55
Forcible Fondling	1	0.18
Intimidation	2	0.37
Simple Assault	9	1.64
Theft From Building	2	0.37
Theft of Motor Vehicle Parts/A	1	0.18

<u>Index Offense Count</u>	<u>Crime Rate</u>	<u>Population</u>
9	1.64	5,477

Pleasants Co SO

### St Marys PD

<u>Offense</u>	<u>Offense</u>	<u>Crime Rate (per 1,000 persons)</u>
All Other Larceny	5	2.49

Burglary/Breaking & Entering	5	2.49
Drug/Narcotic Violations	1	0.50
False Pretenses/Swindle/Cont	1	0.50
Impersonation	1	0.50
Intimidation	2	1.00
Robbery	1	0.50
Sexual Assault With An Objec	1	0.50
Shoplifting	1	0.50
Simple Assault	7	3.48
Theft From Building	3	1.49
Theft From Coin Operated Ma	4	1.99
Theft From Motor Vehicle	1	0.50
Weapon Law Violations	1	0.50

	<u>Index</u>	<u>Offense Count</u>	<u>Crime Rate</u>	<u>Population</u>
St Marys PD	20		9.95	2,010

## St Marys SP

<u>Offense</u>	<u>Offense</u>	<u>Crime Rate (per 1,000 persons)</u>
Aggravated Assault	1	N/A
All Other Larceny	7	N/A
Arson	1	N/A
Burglary/Breaking & Entering	4	N/A
Counterfeiting/Forgery	1	N/A
Destruction/Damage/Vandalis	10	N/A
Drug/Narcotic Violations	4	N/A
False Pretenses/Swindle/Cont	1	N/A
Forcible Fondling	1	N/A
Forcible Sodomy	1	N/A
Intimidation	2	N/A
Motor Vehicle Theft	4	N/A
Sexual Assault With An Objec	2	N/A
Simple Assault	5	N/A
Theft From Building	5	N/A
Theft From Motor Vehicle	1	N/A
Weapon Law Violations	2	N/A

	<u>Index</u>	<u>Offense Count</u>	<u>Crime Rate</u>	<u>Population</u>
St Marys SP	22			

	<u>Index</u>	<u>Offense</u>	<u>Crime Rate</u>	<u>Population</u>
Pleasants	51		6.81	7,487

## Pocahontas

### DNR - 3 - Pocahontas

<u>Offense</u>	<u>Offense</u>	<u>Crime Rate (per 1,000 persons)</u>
Drug/Narcotic Violations	4	N/A
Weapon Law Violations	3	N/A

	<u>Index Offense Count</u>	<u>Crime Rate</u>	<u>Population</u>
DNR - 3 - Pocahontas	0		

## FIRE MARSHAL - POCAHONTAS

<u>Offense</u>	<u>Offense</u>	<u>Crime Rate (per 1,000 persons)</u>
Arson	3	N/A

	<u>Index Offense Count</u>	<u>Crime Rate</u>	<u>Population</u>
FIRE MARSHAL - POCAHONTAS	0		

## Marlinton PD

<u>Offense</u>	<u>Offense</u>	<u>Crime Rate (per 1,000 persons)</u>
Aggravated Assault	2	1.67
Burglary/Breaking & Entering	7	5.83
Destruction/Damage/Vandalis	13	10.83
Intimidation	3	2.50
Simple Assault	7	5.83
Theft From Building	6	5.00
Theft From Motor Vehicle	3	2.50
Wire Fraud	1	0.83

	<u>Index Offense Count</u>	<u>Crime Rate</u>	<u>Population</u>
Marlinton PD	18	15.00	1,200

## Marlinton SP

<u>Offense</u>	<u>Offense</u>	<u>Crime Rate (per 1,000 persons)</u>
Aggravated Assault	8	N/A
All Other Larceny	18	N/A
Arson	1	N/A
Burglary/Breaking & Entering	39	N/A
Counterfeiting/Forgery	4	N/A
Credit Card/Automatic Teller I	4	N/A
Destruction/Damage/Vandalis	66	N/A
Drug/Narcotic Violations	32	N/A
Embezzlement	2	N/A
False Pretenses/Swindle/Cont	3	N/A
Forcible Fondling	3	N/A
Forcible Rape	2	N/A
Incest	1	N/A
Intimidation	4	N/A
Motor Vehicle Theft	3	N/A
Purse-snatching	1	N/A
Robbery	2	N/A
Shoplifting	2	N/A
Simple Assault	33	N/A
Theft From Building	10	N/A
Theft From Motor Vehicle	11	N/A
Theft of Motor Vehicle Parts/A	1	N/A
Weapon Law Violations	2	N/A

Marlinton SP	<u>Index Offense Count</u>	<u>Crime Rate</u>	<u>Population</u>
	97		

## Pocahontas Co SO

<u>Offense</u>	<u>Offense</u>	<u>Crime Rate (per 1,000 persons)</u>
Aggravated Assault	11	1.39
All Other Larceny	15	1.90
Burglary/Breaking & Entering	46	5.82
Counterfeiting/Forgery	1	0.13
Destruction/Damage/Vandalis	60	7.60
Drug/Narcotic Violations	15	1.90
False Pretenses/Swindle/Cont	1	0.13
Forcible Fondling	1	0.13
Forcible Rape	2	0.25
Impersonation	2	0.25
Intimidation	14	1.77
Motor Vehicle Theft	3	0.38
Shoplifting	4	0.51
Simple Assault	45	5.70
Theft From Building	3	0.38
Theft From Coin Operated Ma	1	0.13
Theft From Motor Vehicle	7	0.89
Theft of Motor Vehicle Parts/A	3	0.38
Weapon Law Violations	4	0.51

Pocahontas Co SO	<u>Index Offense Count</u>	<u>Crime Rate</u>	<u>Population</u>
	95	12.03	7,899

## Pocahontas

	<u>Index Offense</u>	<u>Crime Rate</u>	<u>Population</u>
	210	23.08	9,099

## Preston

### DNR - 1 - Preston

<u>Offense</u>	<u>Offense</u>	<u>Crime Rate (per 1,000 persons)</u>
Drug/Narcotic Violations	1	N/A
Weapon Law Violations	4	N/A

DNR - 1 - Preston	<u>Index Offense Count</u>	<u>Crime Rate</u>	<u>Population</u>
	0		

### FIRE MARSHAL - PRESTON

<u>Offense</u>	<u>Offense</u>	<u>Crime Rate (per 1,000 persons)</u>
Arson	1	N/A

FIRE MARSHAL - PRESTON	<u>Index Offense Count</u>	<u>Crime Rate</u>	<u>Population</u>
	0		

### Kingwood PD

<u>Offense</u>	<u>Offense</u>	<u>Crime Rate (per 1,000 persons)</u>
----------------	----------------	---------------------------------------

Aggravated Assault	1	0.34
Counterfeiting/Forgery	1	0.34
Destruction/Damage/Vandalis	1	0.34
Intimidation	1	0.34
Motor Vehicle Theft	1	0.34
Sexual Assault With An Objec	1	0.34
Simple Assault	5	1.70

	<u>Index</u>	<u>Offense Count</u>	<u>Crime Rate</u>	<u>Population</u>
Kingwood PD		2	0.68	2,933

## Kingwood SP

<u>Offense</u>	<u>Offense</u>	<u>Crime Rate (per 1,000 persons)</u>
Aggravated Assault	12	N/A
All Other Larceny	33	N/A
Arson	1	N/A
Burglary/Breaking & Entering	31	N/A
Counterfeiting/Forgery	1	N/A
Credit Card/Automatic Teller I	1	N/A
Destruction/Damage/Vandalis	57	N/A
Drug/Narcotic Violations	10	N/A
False Pretenses/Swindle/Cont	7	N/A
Forcible Fondling	8	N/A
Forcible Rape	1	N/A
Forcible Sodomy	1	N/A
Impersonation	1	N/A
Intimidation	5	N/A
Motor Vehicle Theft	19	N/A
Sexual Assault With An Objec	1	N/A
Simple Assault	44	N/A
Stolen Property Offenses	3	N/A
Theft From Building	2	N/A
Theft From Coin Operated Ma	4	N/A
Theft From Motor Vehicle	6	N/A
Theft of Motor Vehicle Parts/A	1	N/A

	<u>Index</u>	<u>Offense Count</u>	<u>Crime Rate</u>	<u>Population</u>
Kingwood SP		109		

## Preston Co SO

<u>Offense</u>	<u>Offense</u>	<u>Crime Rate (per 1,000 persons)</u>
Aggravated Assault	17	0.74
All Other Larceny	26	1.13
Burglary/Breaking & Entering	40	1.73
Counterfeiting/Forgery	2	0.09
Credit Card/Automatic Teller I	1	0.04
Destruction/Damage/Vandalis	68	2.95
Drug/Narcotic Violations	15	0.65
Embezzlement	2	0.09

False Pretenses/Swindle/Cont	9	0.39
Intimidation	13	0.56
Motor Vehicle Theft	25	1.08
Shoplifting	2	0.09
Simple Assault	65	2.82
Statutory Rape	1	0.04
Stolen Property Offenses	2	0.09
Theft From Building	7	0.30
Theft From Coin Operated Ma	1	0.04
Theft From Motor Vehicle	5	0.22
Theft of Motor Vehicle Parts/A	6	0.26
Weapon Law Violations	5	0.22

Preston Co SO	<u>Index Offense Count</u>	<u>Crime Rate</u>	<u>Population</u>
	129	5.59	23,075

## Rowlesburg PD

<u>Offense</u>	<u>Offense</u>	<u>Crime Rate (per 1,000 persons)</u>
Burglary/Breaking & Entering	2	3.27
Intimidation	1	1.64
Simple Assault	3	4.91
Theft From Building	2	3.27

Rowlesburg PD	<u>Index Offense Count</u>	<u>Crime Rate</u>	<u>Population</u>
	4	6.55	611

## Terra Alta PD

<u>Offense</u>	<u>Offense</u>	<u>Crime Rate (per 1,000 persons)</u>
All Other Larceny	3	2.07
Burglary/Breaking & Entering	4	2.76
Counterfeiting/Forgery	1	0.69
Destruction/Damage/Vandalis	9	6.20
False Pretenses/Swindle/Cont	1	0.69
Motor Vehicle Theft	1	0.69
Shoplifting	1	0.69
Simple Assault	14	9.65
Theft From Building	5	3.45
Theft From Coin Operated Ma	1	0.69

Terra Alta PD	<u>Index Offense Count</u>	<u>Crime Rate</u>	<u>Population</u>
	15	10.34	1,451

## Preston

	<u>Index Offense</u>	<u>Crime Rate</u>	<u>Population</u>
	259	9.23	28,070

## Putnam

### DNR - 5 - Putnam

<u>Offense</u>	<u>Offense</u>	<u>Crime Rate (per 1,000 persons)</u>
Weapon Law Violations	1	N/A

DNR - 5 - Putnam	<u>Index Offense Count</u>	<u>Crime Rate</u>	<u>Population</u>
	0		

## Eleanor PD

<u>Offense</u>	<u>Offense</u>	<u>Crime Rate (per 1,000 persons)</u>
All Other Larceny	1	0.75
Arson	1	0.75
Burglary/Breaking & Entering	5	3.73
Counterfeiting/Forgery	1	0.75
Destruction/Damage/Vandalis	4	2.98
Intimidation	2	1.49
Motor Vehicle Theft	1	0.75
Simple Assault	1	0.75
Theft From Building	1	0.75
Theft From Coin Operated Ma	1	0.75

Eleanor PD	<u>Index Offense Count</u>	<u>Crime Rate</u>	<u>Population</u>
	9	6.71	1,341

## FIRE MARSHAL - PUTNAM

<u>Offense</u>	<u>Offense</u>	<u>Crime Rate (per 1,000 persons)</u>
Arson	6	N/A

FIRE MARSHAL - PUTNAM	<u>Index Offense Count</u>	<u>Crime Rate</u>	<u>Population</u>
	0		

## Hurricane PD

<u>Offense</u>	<u>Offense</u>	<u>Crime Rate (per 1,000 persons)</u>
Aggravated Assault	1	0.19
All Other Larceny	15	2.88
Burglary/Breaking & Entering	2	0.38
Counterfeiting/Forgery	1	0.19
Destruction/Damage/Vandalis	75	14.41
Drug/Narcotic Violations	9	1.73
Intimidation	4	0.77
Motor Vehicle Theft	9	1.73
Robbery	2	0.38
Shoplifting	1	0.19
Simple Assault	19	3.65
Theft From Building	30	5.76
Theft From Coin Operated Ma	8	1.54
Theft From Motor Vehicle	21	4.04
Theft of Motor Vehicle Parts/A	1	0.19

Hurricane PD	<u>Index Offense Count</u>	<u>Crime Rate</u>	<u>Population</u>
	90	17.29	5,204

## Putnam Co SO

<u>Offense</u>	<u>Offense</u>	<u>Crime Rate (per 1,000 persons)</u>
Aggravated Assault	36	0.88

All Other Larceny	296	7.26
Arson	8	0.20
Burglary/Breaking & Entering	196	4.81
Counterfeiting/Forgery	39	0.96
Credit Card/Automatic Teller I	4	0.10
Destruction/Damage/Vandalis	317	7.78
Drug/Narcotic Violations	17	0.42
Embezzlement	8	0.20
False Pretenses/Swindle/Cont	20	0.49
Forcible Fondling	17	0.42
Forcible Rape	12	0.29
Impersonation	7	0.17
Intimidation	176	4.32
Kidnaping/Abduction	4	0.10
Motor Vehicle Theft	57	1.40
Pornography/Obscene Materi	4	0.10
Purse-snatching	1	0.02
Robbery	5	0.12
Sexual Assault With An Objec	2	0.05
Shoplifting	25	0.61
Simple Assault	222	5.45
Statutory Rape	2	0.05
Stolen Property Offenses	2	0.05
Theft From Building	3	0.07
Theft From Coin Operated Ma	3	0.07
Theft From Motor Vehicle	135	3.31
Theft of Motor Vehicle Parts/A	10	0.25
Weapon Law Violations	2	0.05

	<u>Index Offense Count</u>	<u>Crime Rate</u>	<u>Population</u>
Putnam Co SO	779	19.11	40,771

### Teays Valley SP

<u>Offense</u>	<u>Offense</u>	<u>Crime Rate (per 1,000 persons)</u>
Aggravated Assault	3	N/A
All Other Larceny	40	N/A
Burglary/Breaking & Entering	16	N/A
Counterfeiting/Forgery	9	N/A
Credit Card/Automatic Teller I	1	N/A
Destruction/Damage/Vandalis	42	N/A
Drug/Narcotic Violations	6	N/A
Embezzlement	3	N/A
False Pretenses/Swindle/Cont	20	N/A
Impersonation	5	N/A
Intimidation	14	N/A
Motor Vehicle Theft	7	N/A
Shoplifting	3	N/A
Simple Assault	20	N/A



Statutory Rape	2	N/A
Theft From Building	6	N/A
Theft From Motor Vehicle	4	N/A
Theft of Motor Vehicle Parts/A	8	N/A
Weapon Law Violations	1	N/A

	<u>Index Offense Count</u>	<u>Crime Rate</u>	<u>Population</u>
Teays Valley SP	87		

## Winfield PD

<u>Offense</u>	<u>Offense</u>	<u>Crime Rate (per 1,000 persons)</u>
Aggravated Assault	2	1.08
All Other Larceny	6	3.24
Burglary/Breaking & Entering	6	3.24
Counterfeiting/Forgery	1	0.54
Drug/Narcotic Violations	1	0.54
False Pretenses/Swindle/Cont	1	0.54
Intimidation	2	1.08
Motor Vehicle Theft	3	1.62
Murder and Nonnegligent Mar	1	0.54
Pocket-picking	1	0.54
Simple Assault	12	6.48
Stolen Property Offenses	2	1.08
Theft From Building	17	9.18
Theft From Motor Vehicle	7	3.78
Theft of Motor Vehicle Parts/A	5	2.70
Weapon Law Violations	4	2.16

	<u>Index Offense Count</u>	<u>Crime Rate</u>	<u>Population</u>
Winfield PD	48	25.93	1,851

## Winfield SP

<u>Offense</u>	<u>Offense</u>	<u>Crime Rate (per 1,000 persons)</u>
Aggravated Assault	4	N/A
All Other Larceny	13	N/A
Burglary/Breaking & Entering	21	N/A
Counterfeiting/Forgery	1	N/A
Destruction/Damage/Vandalis	29	N/A
Drug/Narcotic Violations	5	N/A
Embezzlement	1	N/A
False Pretenses/Swindle/Cont	9	N/A
Forcible Fondling	3	N/A
Forcible Rape	1	N/A
Impersonation	3	N/A
Intimidation	13	N/A
Kidnaping/Abduction	2	N/A
Motor Vehicle Theft	11	N/A
Simple Assault	19	N/A
Statutory Rape	1	N/A

Theft From Building	10	N/A
Theft From Motor Vehicle	10	N/A
Theft of Motor Vehicle Parts/A	13	N/A
Weapon Law Violations	1	N/A

	<u>Index Offense Count</u>	<u>Crime Rate</u>	<u>Population</u>
Winfield SP	83		

## Putnam

	<u>Index Offense</u>	<u>Crime Rate</u>	<u>Population</u>
	1,096	22.29	49,167

## Raleigh

### Beckley PD

<u>Offense</u>	<u>Offense</u>	<u>Crime Rate (per 1,000 persons)</u>
Aggravated Assault	85	4.94
All Other Larceny	577	33.56
Arson	6	0.35
Assisting or Promoting Prosti	4	0.23
Burglary/Breaking & Entering	161	9.36
Counterfeiting/Forgery	76	4.42
Credit Card/Automatic Teller I	6	0.35
Destruction/Damage/Vandalis	546	31.76
Drug Equipment Violations	19	1.11
Drug/Narcotic Violations	243	14.13
Embezzlement	5	0.29
False Pretenses/Swindle/Coni	86	5.00
Forcible Fondling	5	0.29
Forcible Rape	12	0.70
Forcible Sodomy	1	0.06
Impersonation	8	0.47
Intimidation	44	2.56
Kidnaping/Abduction	1	0.06
Motor Vehicle Theft	74	4.30
Murder and Nonnegligent Mar	1	0.06
Pocket-picking	2	0.12
Prostitution	9	0.52
Purse-snatching	15	0.87
Robbery	22	1.28
Sexual Assault With An Objec	1	0.06
Shoplifting	314	18.26
Simple Assault	361	21.00
Statutory Rape	5	0.29
Stolen Property Offenses	11	0.64
Theft From Building	130	7.56
Theft From Coin Operated Ma	10	0.58
Theft From Motor Vehicle	181	10.53
Theft of Motor Vehicle Parts/A	67	3.90

Weapon Law Violations 30 1.74

Beckley PD Index Offense Count Crime Rate Population  
 1,651 96.03 17,193

### Beckley SP

<u>Offense</u>	<u>Offense</u>	<u>Crime Rate (per 1,000 persons)</u>
Aggravated Assault	19	N/A
All Other Larceny	97	N/A
Arson	1	N/A
Burglary/Breaking & Entering	61	N/A
Counterfeiting/Forgery	32	N/A
Credit Card/Automatic Teller I	2	N/A
Destruction/Damage/Vandalis	146	N/A
Drug Equipment Violations	4	N/A
Drug/Narcotic Violations	27	N/A
Embezzlement	1	N/A
False Pretenses/Swindle/Cont	24	N/A
Forcible Rape	1	N/A
Forcible Sodomy	1	N/A
Impersonation	1	N/A
Intimidation	30	N/A
Motor Vehicle Theft	47	N/A
Murder and Nonnegligent Mar	2	N/A
Robbery	1	N/A
Sexual Assault With An Objec	3	N/A
Shoplifting	7	N/A
Simple Assault	71	N/A
Stolen Property Offenses	3	N/A
Theft From Building	11	N/A
Theft From Coin Operated Ma	1	N/A
Theft From Motor Vehicle	56	N/A
Theft of Motor Vehicle Parts/A	81	N/A
Weapon Law Violations	8	N/A
Wire Fraud	1	N/A

Beckley SP Index Offense Count Crime Rate Population  
 384

### DNR - 4 - Raleigh

<u>Offense</u>	<u>Offense</u>	<u>Crime Rate (per 1,000 persons)</u>
Negligent Manslaughter	1	N/A
Weapon Law Violations	2	N/A

DNR - 4 - Raleigh Index Offense Count Crime Rate Population  
 0

### FIRE MARSHAL - Raleigh

<u>Offense</u>	<u>Offense</u>	<u>Crime Rate (per 1,000 persons)</u>
Arson	5	N/A

FIRE MARSHAL - Raleigh	<u>Index Offense Count</u>	<u>Crime Rate</u>	<u>Population</u>
	0		

## Raleigh Co SO

<u>Offense</u>	<u>Offense</u>	<u>Crime Rate (per 1,000 persons)</u>
Aggravated Assault	76	1.29
All Other Larceny	520	8.84
Arson	8	0.14
Assisting or Promoting Prosti	1	0.02
Burglary/Breaking & Entering	225	3.83
Counterfeiting/Forgery	69	1.17
Credit Card/Automatic Teller I	14	0.24
Destruction/Damage/Vandalis	523	8.89
Drug Equipment Violations	2	0.03
Drug/Narcotic Violations	31	0.53
Embezzlement	5	0.09
False Pretenses/Swindle/Cont	23	0.39
Forcible Fondling	19	0.32
Forcible Rape	18	0.31
Forcible Sodomy	1	0.02
Intimidation	429	7.29
Kidnaping/Abduction	3	0.05
Motor Vehicle Theft	140	2.38
Murder and Nonnegligent Mar	3	0.05
Purse-snatching	1	0.02
Robbery	13	0.22
Shoplifting	92	1.56
Simple Assault	456	7.75
Statutory Rape	3	0.05
Stolen Property Offenses	1	0.02
Theft From Building	6	0.10
Theft From Coin Operated Ma	1	0.02
Theft From Motor Vehicle	63	1.07
Theft of Motor Vehicle Parts/A	13	0.22
Weapon Law Violations	21	0.36

Raleigh Co SO	<u>Index Offense Count</u>	<u>Crime Rate</u>	<u>Population</u>
	1,171	19.91	58,815

## Rhodell PD

<u>Offense</u>	<u>Offense</u>	<u>Crime Rate (per 1,000 persons)</u>
Burglary/Breaking & Entering	3	12.88
Destruction/Damage/Vandalis	2	8.58
Theft of Motor Vehicle Parts/A	1	4.29

Rhodell PD	<u>Index Offense Count</u>	<u>Crime Rate</u>	<u>Population</u>
	4	17.17	233

## Sophia PD

<u>Offense</u>	<u>Offense</u>	<u>Crime Rate (per 1,000 persons)</u>
Burglary/Breaking & Entering	2	1.54
Destruction/Damage/Vandalis	1	0.77
Forcible Fondling	1	0.77
Simple Assault	2	1.54
Theft From Motor Vehicle	1	0.77

	<u>Index Offense Count</u>	<u>Crime Rate</u>	<u>Population</u>
Sophia PD	3	2.31	1,297

## Turnpike - Raleigh

<u>Offense</u>	<u>Offense</u>	<u>Crime Rate (per 1,000 persons)</u>
Aggravated Assault	1	N/A
All Other Larceny	1	N/A
Counterfeiting/Forgery	1	N/A
Credit Card/Automatic Teller I	1	N/A
Destruction/Damage/Vandalis	6	N/A
Drug/Narcotic Violations	38	N/A
Motor Vehicle Theft	1	N/A
Robbery	1	N/A
Simple Assault	3	N/A
Theft From Motor Vehicle	3	N/A
Weapon Law Violations	4	N/A

	<u>Index Offense Count</u>	<u>Crime Rate</u>	<u>Population</u>
Turnpike - Raleigh	7		

## Raleigh

	<u>Index Offense</u>	<u>Crime Rate</u>	<u>Population</u>
	3,220	41.53	77,538

## Randolph

### DNR - 3 - Randolph

<u>Offense</u>	<u>Offense</u>	<u>Crime Rate (per 1,000 persons)</u>
Drug/Narcotic Violations	3	N/A

	<u>Index Offense Count</u>	<u>Crime Rate</u>	<u>Population</u>
DNR - 3 - Randolph	0		

### Elkins PD

<u>Offense</u>	<u>Offense</u>	<u>Crime Rate (per 1,000 persons)</u>
Aggravated Assault	25	3.57
All Other Larceny	44	6.28
Arson	4	0.57
Burglary/Breaking & Entering	89	12.70
Counterfeiting/Forgery	7	1.00
Destruction/Damage/Vandalis	303	43.25
Drug/Narcotic Violations	16	2.28
Embezzlement	1	0.14
False Pretenses/Swindle/Cont	16	2.28

Forcible Fondling	5	0.71
Forcible Rape	4	0.57
Forcible Sodomy	1	0.14
Intimidation	11	1.57
Motor Vehicle Theft	6	0.86
Pocket-picking	1	0.14
Purse-snatching	2	0.29
Robbery	3	0.43
Sexual Assault With An Objec	4	0.57
Shoplifting	10	1.43
Simple Assault	103	14.70
Statutory Rape	1	0.14
Stolen Property Offenses	11	1.57
Theft From Building	60	8.56
Theft From Coin Operated Ma	3	0.43
Theft From Motor Vehicle	114	16.27
Theft of Motor Vehicle Parts/A	12	1.71
Weapon Law Violations	5	0.71

	<u>Index Offense Count</u>	<u>Crime Rate</u>	<u>Population</u>
Elkins PD	373	53.24	7,006

## Elkins SP

<u>Offense</u>	<u>Offense</u>	<u>Crime Rate (per 1,000 persons)</u>
Aggravated Assault	27	N/A
All Other Larceny	56	N/A
Arson	1	N/A
Burglary/Breaking & Entering	61	N/A
Counterfeiting/Forgery	34	N/A
Credit Card/Automatic Teller I	4	N/A
Destruction/Damage/Vandalis	166	N/A
Drug/Narcotic Violations	62	N/A
Embezzlement	1	N/A
Extortion/Blackmail	1	N/A
False Pretenses/Swindle/Cont	18	N/A
Forcible Fondling	8	N/A
Forcible Rape	3	N/A
Impersonation	1	N/A
Incest	2	N/A
Intimidation	27	N/A
Kidnaping/Abduction	1	N/A
Motor Vehicle Theft	13	N/A
Purse-snatching	1	N/A
Robbery	2	N/A
Shoplifting	51	N/A
Simple Assault	150	N/A
Statutory Rape	1	N/A
Stolen Property Offenses	3	N/A

Theft From Building	51	N/A
Theft From Motor Vehicle	24	N/A
Theft of Motor Vehicle Parts/A	15	N/A
Weapon Law Violations	10	N/A

	<u>Index Offense Count</u>	<u>Crime Rate</u>	<u>Population</u>
Elkins SP	304		

## Randolph Co SO

<u>Offense</u>	<u>Offense</u>	<u>Crime Rate (per 1,000 persons)</u>
Aggravated Assault	6	0.28
All Other Larceny	4	0.19
Arson	1	0.05
Burglary/Breaking & Entering	18	0.85
Destruction/Damage/Vandalis	39	1.84
Drug/Narcotic Violations	6	0.28
Intimidation	2	0.09
Motor Vehicle Theft	2	0.09
Shoplifting	1	0.05
Simple Assault	28	1.32
Theft From Building	5	0.24
Theft From Motor Vehicle	8	0.38
Weapon Law Violations	1	0.05

	<u>Index Offense Count</u>	<u>Crime Rate</u>	<u>Population</u>
Randolph Co SO	44	2.08	21,155

## Randolph

	<u>Index Offense</u>	<u>Crime Rate</u>	<u>Population</u>
	721	25.60	28,161

## Ritchie

### DNR - 6 - Ritchie

<u>Offense</u>	<u>Offense</u>	<u>Crime Rate (per 1,000 persons)</u>
Drug/Narcotic Violations	1	N/A

	<u>Index Offense Count</u>	<u>Crime Rate</u>	<u>Population</u>
DNR - 6 - Ritchie	0		

### FIRE MARSHAL - Ritchie

<u>Offense</u>	<u>Offense</u>	<u>Crime Rate (per 1,000 persons)</u>
Arson	1	N/A

	<u>Index Offense Count</u>	<u>Crime Rate</u>	<u>Population</u>
FIRE MARSHAL - Ritchie	0		

### Harrisville SP

<u>Offense</u>	<u>Offense</u>	<u>Crime Rate (per 1,000 persons)</u>
Aggravated Assault	7	N/A
All Other Larceny	36	N/A
Burglary/Breaking & Entering	19	N/A

Counterfeiting/Forgery	5	N/A
Destruction/Damage/Vandalis	37	N/A
Drug Equipment Violations	1	N/A
Drug/Narcotic Violations	27	N/A
False Pretenses/Swindle/Cont	8	N/A
Forcible Fondling	3	N/A
Forcible Sodomy	1	N/A
Impersonation	1	N/A
Intimidation	4	N/A
Motor Vehicle Theft	8	N/A
Sexual Assault With An Objec	1	N/A
Simple Assault	26	N/A
Stolen Property Offenses	1	N/A
Theft From Motor Vehicle	2	N/A
Theft of Motor Vehicle Parts/A	3	N/A
Weapon Law Violations	5	N/A

	<u>Index Offense Count</u>	<u>Crime Rate</u>	<u>Population</u>
Harrisville SP	75		

### Ritchie Co SO

<u>Offense</u>	<u>Offense</u>	<u>Crime Rate (per 1,000 persons)</u>
Aggravated Assault	2	0.27
All Other Larceny	13	1.79
Arson	5	0.69
Burglary/Breaking & Entering	18	2.47
Counterfeiting/Forgery	2	0.27
Destruction/Damage/Vandalis	40	5.50
Drug Equipment Violations	2	0.27
Drug/Narcotic Violations	1	0.14
False Pretenses/Swindle/Cont	2	0.27
Forcible Fondling	3	0.41
Forcible Rape	1	0.14
Forcible Sodomy	2	0.27
Intimidation	2	0.27
Motor Vehicle Theft	6	0.82
Simple Assault	26	3.57
Statutory Rape	5	0.69
Theft From Building	11	1.51
Theft From Coin Operated Ma	1	0.14
Theft From Motor Vehicle	4	0.55
Theft of Motor Vehicle Parts/A	1	0.14
Weapon Law Violations	1	0.14

	<u>Index Offense Count</u>	<u>Crime Rate</u>	<u>Population</u>
Ritchie Co SO	57	7.83	7,276



# Ritchie

<u>Index Offense</u>	<u>Crime Rate</u>	<u>Population</u>
132	18.14	7,276

# Roane

## DNR - 6 - Roane

<u>Offense</u>	<u>Offense</u>	<u>Crime Rate (per 1,000 persons)</u>
Weapon Law Violations	1	N/A

	<u>Index Offense Count</u>	<u>Crime Rate</u>	<u>Population</u>
DNR - 6 - Roane	0		

## Roane Co SO

<u>Offense</u>	<u>Offense</u>	<u>Crime Rate (per 1,000 persons)</u>
Aggravated Assault	16	1.23
All Other Larceny	25	1.92
Arson	6	0.46
Burglary/Breaking & Entering	60	4.60
Counterfeiting/Forgery	6	0.46
Destruction/Damage/Vandalis	81	6.21
Drug Equipment Violations	1	0.08
Drug/Narcotic Violations	21	1.61
Embezzlement	1	0.08
False Pretenses/Swindle/Cont	9	0.69
Forcible Fondling	1	0.08
Forcible Rape	5	0.38
Intimidation	14	1.07
Motor Vehicle Theft	15	1.15
Sexual Assault With An Objec	2	0.15
Shoplifting	1	0.08
Simple Assault	59	4.52
Stolen Property Offenses	4	0.31
Theft From Building	9	0.69
Theft From Motor Vehicle	15	1.15
Weapon Law Violations	10	0.77

	<u>Index Offense Count</u>	<u>Crime Rate</u>	<u>Population</u>
Roane Co SO	146	11.19	13,048

## Spencer PD

<u>Offense</u>	<u>Offense</u>	<u>Crime Rate (per 1,000 persons)</u>
Aggravated Assault	4	1.71
All Other Larceny	11	4.69
Arson	1	0.43
Burglary/Breaking & Entering	8	3.41
Counterfeiting/Forgery	3	1.28
Destruction/Damage/Vandalis	66	28.16
Drug/Narcotic Violations	4	1.71

Extortion/Blackmail	1	0.43
False Pretenses/Swindle/Cont	7	2.99
Intimidation	5	2.13
Motor Vehicle Theft	8	3.41
Purse-snatching	1	0.43
Shoplifting	13	5.55
Simple Assault	43	18.34
Stolen Property Offenses	1	0.43
Theft From Building	17	7.25
Theft From Coin Operated Ma	4	1.71
Theft From Motor Vehicle	18	7.68
Theft of Motor Vehicle Parts/A	7	2.99
Weapon Law Violations	1	0.43

	<u>Index Offense Count</u>	<u>Crime Rate</u>	<u>Population</u>
Spencer PD	91	38.82	2,344

## Spencer SP

<u>Offense</u>	<u>Offense</u>	<u>Crime Rate (per 1,000 persons)</u>
Aggravated Assault	8	N/A
All Other Larceny	17	N/A
Arson	2	N/A
Burglary/Breaking & Entering	16	N/A
Destruction/Damage/Vandalis	20	N/A
Drug/Narcotic Violations	7	N/A
Embezzlement	1	N/A
Intimidation	5	N/A
Kidnaping/Abduction	1	N/A
Motor Vehicle Theft	7	N/A
Murder and Nonnegligent Mar	2	N/A
Sexual Assault With An Objec	1	N/A
Simple Assault	13	N/A
Statutory Rape	1	N/A
Theft From Motor Vehicle	7	N/A
Theft of Motor Vehicle Parts/A	4	N/A

	<u>Index Offense Count</u>	<u>Crime Rate</u>	<u>Population</u>
Spencer SP	61		

## Roane

	<u>Index Offense</u>	<u>Crime Rate</u>	<u>Population</u>
	298	19.36	15,392

## Summers

### DNR - 4 - Summers

<u>Offense</u>	<u>Offense</u>	<u>Crime Rate (per 1,000 persons)</u>
Simple Assault	1	N/A
Weapon Law Violations	2	N/A

DNR - 4 - Summers Index Offense Count Crime Rate Population  
0

## Hinton PD

<u>Offense</u>	<u>Offense</u>	<u>Crime Rate (per 1,000 persons)</u>
Aggravated Assault	8	2.79
All Other Larceny	3	1.05
Burglary/Breaking & Entering	10	3.49
Destruction/Damage/Vandalis	26	9.06
Drug/Narcotic Violations	7	2.44
False Pretenses/Swindle/Cont	6	2.09
Forcible Fondling	1	0.35
Intimidation	11	3.83
Kidnaping/Abduction	1	0.35
Motor Vehicle Theft	2	0.70
Murder and Nonnegligent Mar	1	0.35
Purse-snatching	2	0.70
Shoplifting	7	2.44
Simple Assault	43	14.99
Theft From Building	1	0.35
Theft From Motor Vehicle	2	0.70
Theft of Motor Vehicle Parts/A	1	0.35
Weapon Law Violations	5	1.74

Hinton PD Index Offense Count Crime Rate Population  
37 12.90 2,869

## Hinton SP

<u>Offense</u>	<u>Offense</u>	<u>Crime Rate (per 1,000 persons)</u>
Aggravated Assault	4	N/A
All Other Larceny	15	N/A
Arson	1	N/A
Burglary/Breaking & Entering	34	N/A
Destruction/Damage/Vandalis	21	N/A
Drug/Narcotic Violations	2	N/A
Embezzlement	1	N/A
False Pretenses/Swindle/Cont	6	N/A
Forcible Fondling	1	N/A
Intimidation	4	N/A
Motor Vehicle Theft	9	N/A
Murder and Nonnegligent Mar	1	N/A
Robbery	3	N/A
Sexual Assault With An Objec	2	N/A
Simple Assault	13	N/A
Stolen Property Offenses	3	N/A
Theft From Coin Operated Ma	1	N/A
Theft From Motor Vehicle	17	N/A
Theft of Motor Vehicle Parts/A	5	N/A

Weapon Law Violations 1 N/A

Index Offense Count Crime Rate Population  
89

Hinton SP

### Summers Co SO

<u>Offense</u>	<u>Offense</u>	<u>Crime Rate (per 1,000 persons)</u>
Aggravated Assault	5	0.50
All Other Larceny	1	0.10
Burglary/Breaking & Entering	10	0.99
Counterfeiting/Forgery	1	0.10
Destruction/Damage/Vandalis	3	0.30
Drug/Narcotic Violations	6	0.60
False Pretenses/Swindle/Cont	1	0.10
Forcible Rape	1	0.10
Intimidation	5	0.50
Motor Vehicle Theft	2	0.20
Murder and Nonnegligent Mar	1	0.10
Simple Assault	16	1.59
Stolen Property Offenses	1	0.10
Theft From Coin Operated Ma	1	0.10

Index Offense Count Crime Rate Population  
21 2.08 10,083

Summers Co SO

### Summers

Index Offense Crime Rate Population  
147 11.35 12,952

## Taylor

### FIRE MARSHAL - Taylor

<u>Offense</u>	<u>Offense</u>	<u>Crime Rate (per 1,000 persons)</u>
Arson	2	N/A

Index Offense Count Crime Rate Population  
0

FIRE MARSHAL - Taylor

### Grafton PD

<u>Offense</u>	<u>Offense</u>	<u>Crime Rate (per 1,000 persons)</u>
Aggravated Assault	4	0.73
All Other Larceny	5	0.91
Arson	1	0.18
Burglary/Breaking & Entering	5	0.91
Counterfeiting/Forgery	1	0.18
Destruction/Damage/Vandalis	6	1.10
Drug/Narcotic Violations	5	0.91
Forcible Fondling	1	0.18
Motor Vehicle Theft	4	0.73
Robbery	1	0.18
Shoplifting	8	1.46

Simple Assault	21	3.84
Stolen Property Offenses	1	0.18
Theft From Building	15	2.74
Theft From Motor Vehicle	1	0.18

	<u>Index Offense Count</u>	<u>Crime Rate</u>	<u>Population</u>
Grafton PD	43	7.86	5,470

## Grafton SP

<u>Offense</u>	<u>Offense</u>	<u>Crime Rate (per 1,000 persons)</u>
Aggravated Assault	1	N/A
All Other Larceny	2	N/A
Arson	2	N/A
Burglary/Breaking & Entering	6	N/A
Counterfeiting/Forgery	4	N/A
Credit Card/Automatic Teller I	1	N/A
Destruction/Damage/Vandalis	24	N/A
Embezzlement	1	N/A
Forcible Fondling	3	N/A
Forcible Sodomy	1	N/A
Incest	1	N/A
Intimidation	4	N/A
Motor Vehicle Theft	4	N/A
Simple Assault	13	N/A
Statutory Rape	1	N/A
Theft From Building	1	N/A
Theft From Motor Vehicle	3	N/A
Weapon Law Violations	1	N/A

	<u>Index Offense Count</u>	<u>Crime Rate</u>	<u>Population</u>
Grafton SP	17		

## Taylor Co SO

<u>Offense</u>	<u>Offense</u>	<u>Crime Rate (per 1,000 persons)</u>
Aggravated Assault	2	0.19
All Other Larceny	2	0.19
Burglary/Breaking & Entering	6	0.57
Destruction/Damage/Vandalis	2	0.19
Drug/Narcotic Violations	1	0.09
Intimidation	1	0.09
Motor Vehicle Theft	3	0.28
Simple Assault	3	0.28
Theft From Building	4	0.38
Theft From Motor Vehicle	8	0.76

	<u>Index Offense Count</u>	<u>Crime Rate</u>	<u>Population</u>
Taylor Co SO	25	2.37	10,561

	<u>Index Offense</u>	<u>Crime Rate</u>	<u>Population</u>
Taylor	85	5.30	16,031

# Tucker

## DNR - 1 - Tucker

<u>Offense</u>	<u>Offense</u>	<u>Crime Rate (per 1,000 persons)</u>
Drug/Narcotic Violations	2	N/A

	<u>Index Offense Count</u>	<u>Crime Rate</u>	<u>Population</u>
DNR - 1 - Tucker	0		

## Parsons SP

<u>Offense</u>	<u>Offense</u>	<u>Crime Rate (per 1,000 persons)</u>
----------------	----------------	---------------------------------------

Aggravated Assault	5	N/A
All Other Larceny	15	N/A
Burglary/Breaking & Entering	8	N/A
Counterfeiting/Forgery	1	N/A
Destruction/Damage/Vandalis	46	N/A
Drug/Narcotic Violations	14	N/A
False Pretenses/Swindle/Cont	4	N/A
Forcible Fondling	1	N/A
Intimidation	13	N/A
Motor Vehicle Theft	2	N/A
Simple Assault	26	N/A
Stolen Property Offenses	1	N/A
Theft From Building	2	N/A
Theft From Motor Vehicle	2	N/A
Theft of Motor Vehicle Parts/A	3	N/A
Weapon Law Violations	2	N/A

	<u>Index Offense Count</u>	<u>Crime Rate</u>	<u>Population</u>
Parsons SP	37		

## Tucker Co SO

<u>Offense</u>	<u>Offense</u>	<u>Crime Rate (per 1,000 persons)</u>
----------------	----------------	---------------------------------------

Aggravated Assault	12	2.06
All Other Larceny	19	3.26
Burglary/Breaking & Entering	11	1.88
Counterfeiting/Forgery	2	0.34
Destruction/Damage/Vandalis	33	5.65
Drug/Narcotic Violations	7	1.20
Motor Vehicle Theft	1	0.17
Murder and Nonnegligent Mar	1	0.17
Simple Assault	21	3.60
Stolen Property Offenses	1	0.17
Theft From Motor Vehicle	1	0.17
Weapon Law Violations	1	0.17

	<u>Index Offense Count</u>	<u>Crime Rate</u>	<u>Population</u>
Tucker Co SO	45	7.71	5,837

# Tucker

<u>Index Offense</u>	<u>Crime Rate</u>	<u>Population</u>
82	14.05	5,837

# Tyler

## Paden City PD

<u>Offense</u>	<u>Offense</u>	<u>Crime Rate (per 1,000 persons)</u>
Aggravated Assault	1	0.35
Destruction/Damage/Vandalis	5	1.76
Intimidation	1	0.35
Motor Vehicle Theft	2	0.70
Simple Assault	5	1.76
Theft From Building	1	0.35

	<u>Index Offense Count</u>	<u>Crime Rate</u>	<u>Population</u>
Paden City PD	4	1.40	2,849

## Sistersville PD

<u>Offense</u>	<u>Offense</u>	<u>Crime Rate (per 1,000 persons)</u>
Destruction/Damage/Vandalis	2	1.26
Simple Assault	3	1.90
Theft From Motor Vehicle	1	0.63

	<u>Index Offense Count</u>	<u>Crime Rate</u>	<u>Population</u>
Sistersville PD	1	0.63	1,583

## Tyler Co SO

<u>Offense</u>	<u>Offense</u>	<u>Crime Rate (per 1,000 persons)</u>
Aggravated Assault	2	0.28
All Other Larceny	36	5.10
Burglary/Breaking & Entering	23	3.26
Counterfeiting/Forgery	2	0.28
Destruction/Damage/Vandalis	27	3.83
Drug/Narcotic Violations	7	0.99
Forcible Rape	2	0.28
Forcible Sodomy	1	0.14
Intimidation	11	1.56
Motor Vehicle Theft	2	0.28
Murder and Nonnegligent Mar	1	0.14
Sexual Assault With An Objec	1	0.14
Shoplifting	1	0.14
Simple Assault	33	4.68
Theft From Motor Vehicle	3	0.43
Theft of Motor Vehicle Parts/A	1	0.14
Weapon Law Violations	3	0.43

	<u>Index Offense Count</u>	<u>Crime Rate</u>	<u>Population</u>
Tyler Co SO	71	10.06	7,058

# Tyler

<u>Index Offense</u>	<u>Crime Rate</u>	<u>Population</u>
76	6.61	11,490

# Upshur

## Buckhannon PD

<u>Offense</u>	<u>Offense</u>	<u>Crime Rate (per 1,000 persons)</u>
Aggravated Assault	2	0.35
All Other Larceny	24	4.21
Burglary/Breaking & Entering	17	2.98
Counterfeiting/Forgery	7	1.23
Credit Card/Automatic Teller I	1	0.18
Destruction/Damage/Vandalis	20	3.51
Drug/Narcotic Violations	12	2.10
Embezzlement	1	0.18
False Pretenses/Swindle/Coni	3	0.53
Forcible Fondling	1	0.18
Impersonation	1	0.18
Intimidation	2	0.35
Motor Vehicle Theft	5	0.88
Purse-snatching	2	0.35
Shoplifting	25	4.38
Simple Assault	45	7.89
Stolen Property Offenses	7	1.23
Theft From Building	24	4.21
Theft From Coin Operated Ma	1	0.18
Theft From Motor Vehicle	17	2.98
Theft of Motor Vehicle Parts/A	3	0.53

Buckhannon PD	<u>Index Offense Count</u>	<u>Crime Rate</u>	<u>Population</u>
	120	21.03	5,705

## Buckhannon SP

<u>Offense</u>	<u>Offense</u>	<u>Crime Rate (per 1,000 persons)</u>
Aggravated Assault	3	N/A
All Other Larceny	23	N/A
Burglary/Breaking & Entering	28	N/A
Counterfeiting/Forgery	6	N/A
Credit Card/Automatic Teller I	1	N/A
Destruction/Damage/Vandalis	52	N/A
Drug Equipment Violations	5	N/A
Drug/Narcotic Violations	20	N/A
Embezzlement	1	N/A
Extortion/Blackmail	1	N/A
False Pretenses/Swindle/Coni	2	N/A
Forcible Fondling	3	N/A
Forcible Sodomy	1	N/A



Impersonation	2	N/A
Intimidation	11	N/A
Motor Vehicle Theft	13	N/A
Negligent Manslaughter	1	N/A
Sexual Assault With An Objec	1	N/A
Simple Assault	44	N/A
Stolen Property Offenses	5	N/A
Theft From Building	1	N/A
Theft From Motor Vehicle	11	N/A
Theft of Motor Vehicle Parts/A	15	N/A
Weapon Law Violations	4	N/A

	<u>Index Offense Count</u>	<u>Crime Rate</u>	<u>Population</u>
Buckhannon SP	94		

### DNR - 3 - Upshur Co

<u>Offense</u>	<u>Offense</u>	<u>Crime Rate (per 1,000 persons)</u>
Drug/Narcotic Violations	2	N/A

	<u>Index Offense Count</u>	<u>Crime Rate</u>	<u>Population</u>
DNR - 3 - Upshur Co	0		

### Upshur Co SO

<u>Offense</u>	<u>Offense</u>	<u>Crime Rate (per 1,000 persons)</u>
Aggravated Assault	9	0.51
All Other Larceny	28	1.59
Arson	1	0.06
Burglary/Breaking & Entering	8	0.45
Counterfeiting/Forgery	4	0.23
Destruction/Damage/Vandalis	31	1.76
Drug/Narcotic Violations	5	0.28
Embezzlement	1	0.06
False Pretenses/Swindle/Cont	10	0.57
Forcible Rape	1	0.06
Intimidation	10	0.57
Motor Vehicle Theft	5	0.28
Shoplifting	1	0.06
Simple Assault	53	3.01
Statutory Rape	3	0.17
Theft From Building	2	0.11
Theft From Motor Vehicle	10	0.57
Theft of Motor Vehicle Parts/A	4	0.23

	<u>Index Offense Count</u>	<u>Crime Rate</u>	<u>Population</u>
Upshur Co SO	68	3.86	17,616

	<u>Index Offense</u>	<u>Crime Rate</u>	<u>Population</u>
Upshur	282	12.09	23,321

## Wayne

## Ceredo PD

<u>Offense</u>	<u>Offense</u>	<u>Crime Rate (per 1,000 persons)</u>
Aggravated Assault	3	1.80
All Other Larceny	17	10.19
Burglary/Breaking & Entering	3	1.80
Counterfeiting/Forgery	4	2.40
Destruction/Damage/Vandalis	15	8.99
Drug/Narcotic Violations	3	1.80
False Pretenses/Swindle/Cont	1	0.60
Intimidation	3	1.80
Motor Vehicle Theft	3	1.80
Purse-snatching	1	0.60
Shoplifting	5	3.00
Simple Assault	9	5.39
Theft From Building	9	5.39
Theft From Motor Vehicle	5	3.00
Theft of Motor Vehicle Parts/A	1	0.60

	<u>Index Offense Count</u>	<u>Crime Rate</u>	<u>Population</u>
Ceredo PD	47	28.16	1,669

## DNR - 5 - Wayne

<u>Offense</u>	<u>Offense</u>	<u>Crime Rate (per 1,000 persons)</u>
Drug/Narcotic Violations	3	N/A

	<u>Index Offense Count</u>	<u>Crime Rate</u>	<u>Population</u>
DNR - 5 - Wayne	0		

## FIRE MARSHAL - Wayne

<u>Offense</u>	<u>Offense</u>	<u>Crime Rate (per 1,000 persons)</u>
Arson	12	N/A

	<u>Index Offense Count</u>	<u>Crime Rate</u>	<u>Population</u>
FIRE MARSHAL - Wayne	0		

## Kenova PD

<u>Offense</u>	<u>Offense</u>	<u>Crime Rate (per 1,000 persons)</u>
Aggravated Assault	38	10.94
All Other Larceny	30	8.64
Burglary/Breaking & Entering	13	3.74
Counterfeiting/Forgery	1	0.29
Destruction/Damage/Vandalis	70	20.16
Drug/Narcotic Violations	7	2.02
Forcible Fondling	2	0.58
Forcible Rape	1	0.29
Motor Vehicle Theft	16	4.61
Robbery	1	0.29
Shoplifting	1	0.29
Simple Assault	23	6.62
Theft From Building	67	19.29

Theft From Coin Operated Ma	1	0.29
Theft From Motor Vehicle	56	16.12

	<u>Index Offense Count</u>	<u>Crime Rate</u>	<u>Population</u>
Kenova PD	224	64.50	3,473

## Wayne Co SO

<u>Offense</u>	<u>Offense</u>	<u>Crime Rate (per 1,000 persons)</u>
Aggravated Assault	13	0.41
All Other Larceny	32	1.01
Burglary/Breaking & Entering	62	1.96
Counterfeiting/Forgery	1	0.03
Destruction/Damage/Vandalis	33	1.05
Drug/Narcotic Violations	5	0.16
False Pretenses/Swindle/Cont	1	0.03
Forcible Fondling	4	0.13
Intimidation	105	3.33
Motor Vehicle Theft	29	0.92
Murder and Nonnegligent Mar	1	0.03
Robbery	1	0.03
Sexual Assault With An Objec	1	0.03
Simple Assault	232	7.35
Theft From Building	8	0.25
Theft From Coin Operated Ma	1	0.03
Theft From Motor Vehicle	57	1.81
Theft of Motor Vehicle Parts/A	8	0.25

	<u>Index Offense Count</u>	<u>Crime Rate</u>	<u>Population</u>
Wayne Co SO	212	6.72	31,571

## Wayne PD

<u>Offense</u>	<u>Offense</u>	<u>Crime Rate (per 1,000 persons)</u>
All Other Larceny	3	2.72
Burglary/Breaking & Entering	3	2.72
Destruction/Damage/Vandalis	8	7.27
Embezzlement	2	1.82
Intimidation	4	3.63
Motor Vehicle Theft	4	3.63
Simple Assault	16	14.53
Theft From Motor Vehicle	7	6.36
Theft of Motor Vehicle Parts/A	3	2.72

	<u>Index Offense Count</u>	<u>Crime Rate</u>	<u>Population</u>
Wayne PD	20	18.17	1,101

## Wayne SP

<u>Offense</u>	<u>Offense</u>	<u>Crime Rate (per 1,000 persons)</u>
Aggravated Assault	46	N/A
All Other Larceny	53	N/A
Arson	3	N/A

Burglary/Breaking & Entering	95	N/A
Counterfeiting/Forgery	12	N/A
Credit Card/Automatic Teller I	5	N/A
Destruction/Damage/Vandalis	99	N/A
Drug Equipment Violations	2	N/A
Drug/Narcotic Violations	33	N/A
Embezzlement	1	N/A
False Pretenses/Swindle/Cont	7	N/A
Forcible Fondling	5	N/A
Forcible Sodomy	2	N/A
Intimidation	18	N/A
Motor Vehicle Theft	49	N/A
Murder and Nonnegligent Mar	1	N/A
Robbery	4	N/A
Sexual Assault With An Objec	4	N/A
Shoplifting	1	N/A
Simple Assault	112	N/A
Statutory Rape	2	N/A
Stolen Property Offenses	5	N/A
Theft From Building	5	N/A
Theft From Coin Operated Ma	1	N/A
Theft From Motor Vehicle	42	N/A
Theft of Motor Vehicle Parts/A	13	N/A
Weapon Law Violations	3	N/A

Wayne SP	<u>Index Offense Count</u>	<u>Crime Rate</u>	<u>Population</u>
	310		
<b>Wayne</b>	<u>Index Offense</u>	<u>Crime Rate</u>	<u>Population</u>
	813	21.50	37,814

## Webster

### DNR - 3 - Webster

<u>Offense</u>	<u>Offense</u>	<u>Crime Rate (per 1,000 persons)</u>
Drug/Narcotic Violations	19	N/A
Stolen Property Offenses	1	N/A

DNR - 3 - Webster	<u>Index Offense Count</u>	<u>Crime Rate</u>	<u>Population</u>
	0		

### Upperglade SP

<u>Offense</u>	<u>Offense</u>	<u>Crime Rate (per 1,000 persons)</u>
Aggravated Assault	10	N/A
All Other Larceny	23	N/A
Burglary/Breaking & Entering	55	N/A
Counterfeiting/Forgery	13	N/A
Credit Card/Automatic Teller I	1	N/A
Destruction/Damage/Vandalis	60	N/A

Drug/Narcotic Violations	32	N/A
Embezzlement	1	N/A
False Pretenses/Swindle/Cont	4	N/A
Impersonation	1	N/A
Intimidation	15	N/A
Motor Vehicle Theft	6	N/A
Sexual Assault With An Objec	1	N/A
Shoplifting	3	N/A
Simple Assault	33	N/A
Stolen Property Offenses	1	N/A
Theft From Building	18	N/A
Theft From Motor Vehicle	8	N/A
Theft of Motor Vehicle Parts/A	9	N/A
Weapon Law Violations	3	N/A

	<u>Index Offense Count</u>	<u>Crime Rate</u>	<u>Population</u>
Upperglade SP	132		

## Webster

	<u>Index Offense</u>	<u>Crime Rate</u>	<u>Population</u>
	132		

## Wetzel

### DNR - 1 - Wetzel

<u>Offense</u>	<u>Offense</u>	<u>Crime Rate (per 1,000 persons)</u>
Weapon Law Violations	1	N/A

	<u>Index Offense Count</u>	<u>Crime Rate</u>	<u>Population</u>
DNR - 1 - Wetzel	0		

### FIRE MARSHAL - WETZEL

<u>Offense</u>	<u>Offense</u>	<u>Crime Rate (per 1,000 persons)</u>
Arson	1	N/A

	<u>Index Offense Count</u>	<u>Crime Rate</u>	<u>Population</u>
FIRE MARSHAL - WETZEL	0		

### Hundred SP

<u>Offense</u>	<u>Offense</u>	<u>Crime Rate (per 1,000 persons)</u>
Aggravated Assault	3	N/A
All Other Larceny	4	N/A
Arson	3	N/A
Burglary/Breaking & Entering	5	N/A
Destruction/Damage/Vandalis	15	N/A
Drug/Narcotic Violations	6	N/A
Extortion/Blackmail	2	N/A
Forcible Rape	1	N/A
Impersonation	1	N/A
Intimidation	8	N/A
Motor Vehicle Theft	3	N/A

Purse-snatching	1	N/A
Sexual Assault With An Objec	1	N/A
Simple Assault	17	N/A
Stolen Property Offenses	2	N/A
Theft From Building	4	N/A
Theft From Motor Vehicle	2	N/A
Theft of Motor Vehicle Parts/A	2	N/A
Weapon Law Violations	2	N/A

Index Offense Count      Crime Rate      Population  
 25

Hundred SP

### New Martinsville PD

<u>Offense</u>	<u>Offense</u>	<u>Crime Rate (per 1,000 persons)</u>
Aggravated Assault	5	0.84
All Other Larceny	52	8.72
Arson	1	0.17
Burglary/Breaking & Entering	9	1.51
Counterfeiting/Forgery	3	0.50
Destruction/Damage/Vandalis	99	16.60
False Pretenses/Swindle/Cont	1	0.17
Forcible Sodomy	2	0.34
Impersonation	1	0.17
Intimidation	14	2.35
Motor Vehicle Theft	4	0.67
Shoplifting	12	2.01
Simple Assault	49	8.22
Theft From Building	2	0.34
Theft From Coin Operated Ma	2	0.34
Theft From Motor Vehicle	8	1.34
Theft of Motor Vehicle Parts/A	2	0.34

Index Offense Count      Crime Rate      Population  
 96                                      16.10                                      5,963

New Martinsville PD

### Paden City SP

<u>Offense</u>	<u>Offense</u>	<u>Crime Rate (per 1,000 persons)</u>
Aggravated Assault	10	N/A
All Other Larceny	4	N/A
Burglary/Breaking & Entering	3	N/A
Counterfeiting/Forgery	1	N/A
Destruction/Damage/Vandalis	9	N/A
Drug Equipment Violations	1	N/A
Drug/Narcotic Violations	18	N/A
Embezzlement	1	N/A
False Pretenses/Swindle/Cont	3	N/A
Intimidation	3	N/A
Motor Vehicle Theft	3	N/A
Sexual Assault With An Objec	1	N/A

Simple Assault	18	N/A
Statutory Rape	1	N/A
Theft From Building	2	N/A
Theft From Motor Vehicle	7	N/A
Theft of Motor Vehicle Parts/A	6	N/A
Weapon Law Violations	3	N/A

<u>Index</u>	<u>Offense Count</u>	<u>Crime Rate</u>	<u>Population</u>
	35		

Paden City SP

## Wetzel Co SO

<u>Offense</u>	<u>Offense</u>	<u>Crime Rate (per 1,000 persons)</u>
Aggravated Assault	2	0.21
All Other Larceny	1	0.11
Arson	1	0.11
Burglary/Breaking & Entering	9	0.96
Destruction/Damage/Vandalis	8	0.85
Drug Equipment Violations	1	0.11
Forcible Rape	2	0.21
Intimidation	3	0.32
Motor Vehicle Theft	5	0.53
Sexual Assault With An Objec	1	0.11
Simple Assault	7	0.75
Theft From Building	2	0.21
Weapon Law Violations	1	0.11

<u>Index</u>	<u>Offense Count</u>	<u>Crime Rate</u>	<u>Population</u>
	21	2.24	9,392

Wetzel Co SO

## Wetzel

<u>Index</u>	<u>Offense</u>	<u>Crime Rate</u>	<u>Population</u>
	177	11.53	15,355

## Wirt

### Elizabeth SP

<u>Offense</u>	<u>Offense</u>	<u>Crime Rate (per 1,000 persons)</u>
Aggravated Assault	3	N/A
All Other Larceny	5	N/A
Burglary/Breaking & Entering	23	N/A
Destruction/Damage/Vandalis	25	N/A
Drug Equipment Violations	2	N/A
Drug/Narcotic Violations	2	N/A
Forcible Fondling	1	N/A
Forcible Rape	2	N/A
Intimidation	2	N/A
Motor Vehicle Theft	10	N/A
Sexual Assault With An Objec	2	N/A
Simple Assault	22	N/A
Theft From Building	1	N/A

Theft From Motor Vehicle	3	N/A
Theft of Motor Vehicle Parts/A	1	N/A

	<u>Index Offense Count</u>	<u>Crime Rate</u>	<u>Population</u>
Elizabeth SP	48		

## FIRE MARSHAL - Wirt

<u>Offense</u>	<u>Offense</u>	<u>Crime Rate (per 1,000 persons)</u>
Arson	4	N/A

	<u>Index Offense Count</u>	<u>Crime Rate</u>	<u>Population</u>
FIRE MARSHAL - Wirt	0		

<b>Wirt</b>	<u>Index Offense</u>	<u>Crime Rate</u>	<u>Population</u>
	48		

## Wood

### DNR - 6 - Wood

<u>Offense</u>	<u>Offense</u>	<u>Crime Rate (per 1,000 persons)</u>
Drug/Narcotic Violations	2	N/A

	<u>Index Offense Count</u>	<u>Crime Rate</u>	<u>Population</u>
DNR - 6 - Wood	0		

### Parkersburg PD

<u>Offense</u>	<u>Offense</u>	<u>Crime Rate (per 1,000 persons)</u>
Aggravated Assault	17	0.52
All Other Larceny	204	6.19
Arson	25	0.76
Burglary/Breaking & Entering	194	5.88
Counterfeiting/Forgery	39	1.18
Credit Card/Automatic Teller I	12	0.36
Destruction/Damage/Vandalis	456	13.83
Drug/Narcotic Violations	115	3.49
Embezzlement	16	0.49
False Pretenses/Swindle/Cont	72	2.18
Forcible Fondling	10	0.30
Forcible Rape	24	0.73
Forcible Sodomy	5	0.15
Intimidation	53	1.61
Kidnaping/Abduction	3	0.09
Motor Vehicle Theft	50	1.52
Pornography/Obscene Materi:	1	0.03
Robbery	16	0.49
Sexual Assault With An Objec	3	0.09
Shoplifting	95	2.88
Simple Assault	468	14.19
Statutory Rape	15	0.45
Stolen Property Offenses	2	0.06



Theft From Building	228	6.91
Theft From Coin Operated Ma	9	0.27
Theft From Motor Vehicle	210	6.37
Theft of Motor Vehicle Parts/A	73	2.21
Weapon Law Violations	7	0.21

	<u>Index</u>	<u>Offense Count</u>	<u>Crime Rate</u>	<u>Population</u>
Parkersburg PD		1,120	33.96	32,980

## Parkersburg SP

<u>Offense</u>	<u>Offense</u>	<u>Crime Rate (per 1,000 persons)</u>
Aggravated Assault	5	N/A
All Other Larceny	110	N/A
Arson	5	N/A
Burglary/Breaking & Entering	29	N/A
Counterfeiting/Forgery	6	N/A
Credit Card/Automatic Teller I	3	N/A
Destruction/Damage/Vandalis	94	N/A
Drug/Narcotic Violations	7	N/A
False Pretenses/Swindle/Cont	14	N/A
Forcible Fondling	2	N/A
Gambling Equipment Violatio	1	N/A
Impersonation	1	N/A
Intimidation	5	N/A
Kidnaping/Abduction	1	N/A
Motor Vehicle Theft	32	N/A
Robbery	3	N/A
Simple Assault	32	N/A
Statutory Rape	1	N/A
Theft From Building	2	N/A
Theft From Motor Vehicle	6	N/A
Theft of Motor Vehicle Parts/A	16	N/A
Weapon Law Violations	1	N/A

	<u>Index</u>	<u>Offense Count</u>	<u>Crime Rate</u>	<u>Population</u>
Parkersburg SP		203		

## Vienna PD

<u>Offense</u>	<u>Offense</u>	<u>Crime Rate (per 1,000 persons)</u>
Aggravated Assault	7	0.65
All Other Larceny	95	8.78
Arson	1	0.09
Burglary/Breaking & Entering	32	2.96
Counterfeiting/Forgery	17	1.57
Credit Card/Automatic Teller I	14	1.29
Destruction/Damage/Vandalis	96	8.87
Drug Equipment Violations	1	0.09
Drug/Narcotic Violations	14	1.29
Embezzlement	3	0.28

False Pretenses/Swindle/Cont	5	0.46
Forcible Fondling	4	0.37
Forcible Rape	1	0.09
Intimidation	34	3.14
Kidnaping/Abduction	1	0.09
Motor Vehicle Theft	12	1.11
Purse-snatching	1	0.09
Robbery	1	0.09
Shoplifting	111	10.26
Simple Assault	60	5.54
Theft From Building	9	0.83
Theft From Motor Vehicle	45	4.16
Theft of Motor Vehicle Parts/A	7	0.65
Weapon Law Violations	2	0.18

	<u>Index Offense Count</u>	<u>Crime Rate</u>	<u>Population</u>
Vienna PD	321	29.66	10,822

### Williamstown PD

<u>Offense</u>	<u>Offense</u>	<u>Crime Rate (per 1,000 persons)</u>
Aggravated Assault	1	0.34
All Other Larceny	12	4.02
Burglary/Breaking & Entering	6	2.01
Credit Card/Automatic Teller I	1	0.34
Destruction/Damage/Vandalis	21	7.04
False Pretenses/Swindle/Cont	4	1.34
Intimidation	1	0.34
Motor Vehicle Theft	4	1.34
Pocket-picking	1	0.34
Shoplifting	4	1.34
Simple Assault	8	2.68
Theft From Building	9	3.02
Theft From Coin Operated Ma	2	0.67
Theft From Motor Vehicle	10	3.35

	<u>Index Offense Count</u>	<u>Crime Rate</u>	<u>Population</u>
Williamstown PD	49	16.42	2,985

### Wood Co SO

<u>Offense</u>	<u>Offense</u>	<u>Crime Rate (per 1,000 persons)</u>
Aggravated Assault	56	1.37
All Other Larceny	121	2.96
Arson	7	0.17
Burglary/Breaking & Entering	171	4.18
Counterfeiting/Forgery	25	0.61
Credit Card/Automatic Teller I	18	0.44
Destruction/Damage/Vandalis	437	10.69
Drug Equipment Violations	1	0.02
Drug/Narcotic Violations	40	0.98

Embezzlement	6	0.15
False Pretenses/Swindle/Cont	26	0.64
Forcible Fondling	14	0.34
Forcible Rape	7	0.17
Intimidation	233	5.70
Kidnaping/Abduction	4	0.10
Motor Vehicle Theft	47	1.15
Murder and Nonnegligent Mar	1	0.02
Pornography/Obscene Materi	2	0.05
Robbery	2	0.05
Sexual Assault With An Objec	2	0.05
Shoplifting	2	0.05
Simple Assault	190	4.65
Statutory Rape	1	0.02
Stolen Property Offenses	3	0.07
Theft From Building	62	1.52
Theft From Coin Operated Ma	11	0.27
Theft From Motor Vehicle	121	2.96
Theft of Motor Vehicle Parts/A	10	0.24
Weapon Law Violations	4	0.10
Welfare Fraud	1	0.02
Wire Fraud	1	0.02

	<u>Index Offense Count</u>	<u>Crime Rate</u>	<u>Population</u>
Wood Co SO	611	14.94	40,884

## Wood

	<u>Index Offense</u>	<u>Crime Rate</u>	<u>Population</u>
	2,304	26.28	87,671

## Wyoming

### FIRE MARSHAL - Wyoming

<u>Offense</u>	<u>Offense</u>	<u>Crime Rate (per 1,000 persons)</u>
Arson	4	N/A

	<u>Index Offense Count</u>	<u>Crime Rate</u>	<u>Population</u>
FIRE MARSHAL - Wyoming	0		

### Jesse SP

<u>Offense</u>	<u>Offense</u>	<u>Crime Rate (per 1,000 persons)</u>
Aggravated Assault	4	N/A
All Other Larceny	10	N/A
Arson	2	N/A
Burglary/Breaking & Entering	25	N/A
Counterfeiting/Forgery	7	N/A
Credit Card/Automatic Teller I	2	N/A
Destruction/Damage/Vandalis	11	N/A
Drug/Narcotic Violations	3	N/A
False Pretenses/Swindle/Cont	1	N/A

Forcible Fondling	1	N/A
Forcible Rape	3	N/A
Motor Vehicle Theft	3	N/A
Shoplifting	1	N/A
Simple Assault	4	N/A
Stolen Property Offenses	2	N/A
Theft From Building	5	N/A
Theft From Coin Operated Ma	1	N/A
Theft From Motor Vehicle	5	N/A
Theft of Motor Vehicle Parts/A	5	N/A
Weapon Law Violations	1	N/A

<u>Index Offense Count</u>	<u>Crime Rate</u>	<u>Population</u>
62		

Jesse SP

### Mullens PD

<u>Offense</u>	<u>Offense</u>	<u>Crime Rate (per 1,000 persons)</u>
All Other Larceny	1	0.57
Burglary/Breaking & Entering	1	0.57
Counterfeiting/Forgery	1	0.57
Destruction/Damage/Vandalis	7	3.97
Drug Equipment Violations	1	0.57
Drug/Narcotic Violations	1	0.57
Intimidation	1	0.57
Motor Vehicle Theft	2	1.13
Shoplifting	2	1.13
Theft From Building	1	0.57
Theft From Motor Vehicle	2	1.13

<u>Index Offense Count</u>	<u>Crime Rate</u>	<u>Population</u>
9	5.10	1,763

Mullens PD

### Oceana PD

<u>Offense</u>	<u>Offense</u>	<u>Crime Rate (per 1,000 persons)</u>
Aggravated Assault	8	5.18
All Other Larceny	5	3.24
Burglary/Breaking & Entering	12	7.77
Counterfeiting/Forgery	20	12.94
Credit Card/Automatic Teller I	1	0.65
Drug/Narcotic Violations	16	10.36
False Pretenses/Swindle/Cont	4	2.59
Forcible Fondling	2	1.29
Impersonation	1	0.65
Intimidation	4	2.59
Motor Vehicle Theft	2	1.29
Pocket-picking	1	0.65
Shoplifting	20	12.94
Simple Assault	31	20.06
Theft From Building	1	0.65

Theft From Coin Operated Ma	1	0.65
Theft From Motor Vehicle	11	7.12
Theft of Motor Vehicle Parts/A	1	0.65
Weapon Law Violations	1	0.65

	<u>Index Offense Count</u>	<u>Crime Rate</u>	<u>Population</u>
Oceana PD	62	40.13	1,545

## Pineville PD

<u>Offense</u>	<u>Offense</u>	<u>Crime Rate (per 1,000 persons)</u>
Aggravated Assault	3	4.21
All Other Larceny	11	15.45
Burglary/Breaking & Entering	5	7.02
Counterfeiting/Forgery	5	7.02
Destruction/Damage/Vandalis	10	14.04
Drug/Narcotic Violations	5	7.02
False Pretenses/Swindle/Cont	3	4.21
Intimidation	4	5.62
Motor Vehicle Theft	1	1.40
Shoplifting	2	2.81
Simple Assault	12	16.85
Theft From Motor Vehicle	5	7.02

	<u>Index Offense Count</u>	<u>Crime Rate</u>	<u>Population</u>
Pineville PD	27	37.92	712

## Wyoming Co SO

<u>Offense</u>	<u>Offense</u>	<u>Crime Rate (per 1,000 persons)</u>
Aggravated Assault	9	0.42
All Other Larceny	10	0.46
Burglary/Breaking & Entering	50	2.32
Destruction/Damage/Vandalis	12	0.56
Impersonation	1	0.05
Intimidation	8	0.37
Motor Vehicle Theft	14	0.65
Shoplifting	1	0.05
Simple Assault	70	3.24
Theft From Building	1	0.05
Theft From Motor Vehicle	7	0.32
Theft of Motor Vehicle Parts/A	2	0.09

	<u>Index Offense Count</u>	<u>Crime Rate</u>	<u>Population</u>
Wyoming Co SO	94	4.35	21,596

## Wyoming

	<u>Index Offense</u>	<u>Crime Rate</u>	<u>Population</u>
	254	9.92	25,616

# SECTION I

# Number of Criminal Incidents, Offenses, Persons Victimized and Offenders Known to Law Enforcement

2002

COUNTY	AGENCY	Population	Incidents	Offenses	Victims	Offenders
	INTERACT TEST	0	1	1	1	1
		<u>0</u>	<u>1</u>	<u>1</u>	<u>1</u>	<u>1</u>

## Barbour

	Barbour Co SO	10,861	24	25	20	15
	Belington PD	1,782	11	17	15	15
	Philippi PD	2,859	133	148	102	97
	DNR - 1 - Barbour	0	5	5	0	5
	Philippi SP	0	159	198	162	113
		<u>15,502</u>	<u>332</u>	<u>393</u>	<u>299</u>	<u>245</u>

## Berkeley

	Berkeley Co SO	60,716	553	576	432	334
	Martinsburg PD	14,918	1,998	2,816	1,779	2,008
	DNR - 2 - Berkeley	0	7	7	0	7
	tf EASTERN PANHANDLE DRUG & VIC	0	1	1	0	1
	Martinsburg SP	0	1,628	1,970	1,582	1,165
		<u>75,634</u>	<u>4,187</u>	<u>5,370</u>	<u>3,793</u>	<u>3,515</u>

# Number of Criminal Incidents, Offenses, Persons Victimized and Offenders Known to Law Enforcement

2002

COUNTY	AGENCY	Population	Incidents	Offenses	Victims	Offenders
<b><u>Boone</u></b>						
	Boone Co SO	21,711	115	118	101	74
	Madison PD	2,667	49	71	56	39
	Danville PD	548	67	94	62	73
	Sylvester PD	326	2	2	2	0
	FIRE MARSHAL - Boone	0	9	15	10	14
	Danville SP	0	327	355	274	191
	Whitesville SP	0	131	214	169	209
		<b>25,252</b>	<b>700</b>	<b>869</b>	<b>674</b>	<b>600</b>
<b><u>Braxton</u></b>						
	Braxton Co SO	12,265	125	193	153	193
	Sutton PD	1,008	16	19	14	19
	Burnsville PD	479	3	4	1	4
	DNR - 3 - Braxton	0	1	1	0	1
	FIRE MARSHAL - Braxton	0	4	7	4	7
	Sutton SP	0	274	350	215	194
		<b>13,752</b>	<b>423</b>	<b>574</b>	<b>387</b>	<b>418</b>
<b><u>Brooke</u></b>						
	Brooke Co SO	14,519	251	264	168	263
	Follansbee PD	3,104	91	105	81	105
	Wellsburg PD	2,880	52	52	48	22
	DNR - 1 - Brooke	0	4	4	0	4
	FIRE MARSHAL - Brooke	0	2	2	1	2
	Wellsburg SP	0	51	63	43	56
		<b>20,503</b>	<b>450</b>	<b>490</b>	<b>341</b>	<b>452</b>



# Number of Criminal Incidents, Offenses, Persons Victimized and Offenders Known to Law Enforcement

2002

COUNTY	AGENCY	Population	Incidents	Offenses	Victims	Offenders
<b><u>Cabell</u></b>						
	Cabell Co SO	43,896	1,308	1,490	1,125	617
	Barboursville PD	3,172	480	705	289	446
	Huntington PD	51,292	5,750	6,167	4,898	2,922
	Milton PD	2,198	80	89	74	49
	Marshall Univ Police	0	252	359	182	351
	DNR - 5 - Cabell	0	5	5	0	5
	FIRE MARSHAL - Cabell	0	11	13	7	13
	Huntington SP	0	670	832	492	543
		<b>100,558</b>	<b>8,438</b>	<b>9,660</b>	<b>7,067</b>	<b>4,946</b>
<b><u>Calhoun</u></b>						
	Calhoun Co SO	6,992	13	14	13	8
	Grantsville PD	563	1	1	0	1
	DNR - 6 - Calhoun	0	2	2	0	2
	Grantsville SP	0	114	183	148	106
		<b>7,555</b>	<b>130</b>	<b>200</b>	<b>161</b>	<b>117</b>
<b><u>Clay</u></b>						
	Clay Co SO	9,702	6	6	6	6
	DNR - 3 - Clay	0	1	1	0	1
	FIRE MARSHAL - Clay	0	7	15	15	15
	Clay SP	0	182	231	189	123
		<b>9,702</b>	<b>196</b>	<b>253</b>	<b>210</b>	<b>145</b>

# Number of Criminal Incidents, Offenses, Persons Victimized and Offenders Known to Law Enforcement

2002

COUNTY	AGENCY	Population	Incidents	Offenses	Victims	Offenders
<b><u>Doddridge</u></b>						
	West Union PD	803	19	22	14	7
	West Union SP	0	117	144	108	75
		<b>803</b>	<b>136</b>	<b>166</b>	<b>122</b>	<b>82</b>
<b><u>Fayette</u></b>						
	Fayette Co SO	31,183	716	923	711	697
	Ansted PD	1,571	29	31	24	25
	Fayetteville PD	2,744	70	79	41	40
	Montgomery PD	1,935	70	72	59	30
	Mount Hope PD	1,482	123	149	104	149
	Oak Hill PD	7,562	108	138	98	60
	Smithers PD	900	23	28	18	10
	WVU Tech-Security	0	28	49	33	47
	DNR - 4 - Fayette	0	2	2	1	2
	Gauley Bridge PD	735	1	1	0	0
	FIRE MARSHAL - Fayette	0	8	9	8	9
	Gauley Bridge SP	0	126	152	127	93
	Oak Hill SP	0	267	292	239	127
	Turnpike - Fayette	0	27	31	1	30
		<b>48,112</b>	<b>1,495</b>	<b>1,956</b>	<b>1,464</b>	<b>1,319</b>

# Number of Criminal Incidents, Offenses, Persons Victimized and Offenders Known to Law Enforcement

2002

COUNTY	AGENCY	Population	Incidents	Offenses	Victims	Offenders
<b><u>Gilmer</u></b>						
	Gilmer Co SO	5,596	86	92	78	39
	Glenville PD	1,539	39	55	48	55
	Glenville State College	0	6	6	5	2
	Glenville SP	0	79	83	60	53
		<b>7,135</b>	<b>210</b>	<b>236</b>	<b>191</b>	<b>149</b>
<b><u>Grant</u></b>						
	Grant Co SO	8,547	123	135	109	135
	Petersburg PD	2,414	37	41	30	14
	DNR - 2 - Grant	0	5	5	2	5
	FIRE MARSHAL - GRANT	0	3	3	2	3
	tf POTOMAC HIGHLANDS DRUG & VI	0	1	3	0	3
	Petersburg SP	0	45	65	44	65
		<b>10,961</b>	<b>214</b>	<b>252</b>	<b>187</b>	<b>225</b>
<b><u>Greenbrier</u></b>						
	Greenbrier Co SO	24,392	155	168	118	90
	Lewisburg PD	3,611	196	233	78	226
	Ronceverte PD	1,552	66	115	71	114
	White Sulfur Springs PD	2,307	9	11	10	10
	DNR - 4 - Greenbrier	0	6	6	1	6
	Lewisburg SP	0	249	259	222	130
	Rainelle SP	0	87	114	89	44
		<b>31,862</b>	<b>768</b>	<b>906</b>	<b>589</b>	<b>620</b>

# Number of Criminal Incidents, Offenses, Persons Victimized and Offenders Known to Law Enforcement

2002

COUNTY	AGENCY	Population	Incidents	Offenses	Victims	Offenders
<b><u>Hampshire</u></b>						
	Hampshire Co SO	17,999	178	324	270	248
	Romney PD	1,933	42	54	38	33
	DNR - 2 - Hampshire	0	2	2	0	2
	Capon Bridge PD	199	8	10	6	4
	FIRE MARSHAL - Hampshire	0	2	2	2	2
	Romney SP	0	499	702	584	672
		<b>20,131</b>	<b>718</b>	<b>1,094</b>	<b>900</b>	<b>961</b>

## **Hancock**

	Hancock Co SO	12,406	1	1	1	1
	Weirton PD	20,338	947	959	739	953
	New Cumberland PD	1,096	57	57	45	35
	DNR - 1 - Hancock	0	2	2	0	2
	FIRE MARSHAL - Hancock	0	9	10	10	10
	New Cumberland SP	0	9	9	9	9
		<b>33,840</b>	<b>1,025</b>	<b>1,038</b>	<b>804</b>	<b>1,010</b>

## **Hardy**

	Hardy Co SO	10,012	56	83	62	42
	Moorefield PD	2,366	104	162	129	134
	Wardensville PD	245	9	10	8	9
	DNR - 2 - Hardy	0	4	4	0	4
	FIRE MARSHAL - Hardy	0	2	2	2	2
	Moorefield SP	0	160	261	217	261
		<b>12,623</b>	<b>335</b>	<b>522</b>	<b>418</b>	<b>452</b>

# Number of Criminal Incidents, Offenses, Persons Victimized and Offenders Known to Law Enforcement

2002

COUNTY	AGENCY	Population	Incidents	Offenses	Victims	Offenders
<b><u>Harrison</u></b>						
	Harrison Co SO	34,405	609	842	699	564
	Bridgeport PD	7,280	385	510	269	282
	Clarksburg PD	16,683	869	1,047	875	846
	Salem PD	1,999	45	47	40	21
	Shinnston PD	2,287	84	93	56	93
	Stonewood PD	1,809	60	60	55	22
	Nutter Fort PD	1,680	48	74	38	68
	Lumberport PD	933	9	9	6	9
	West Milford PD	648	2	2	1	0
	DNR - 1 - Harrison	0	5	5	0	5
	FIRE MARSHAL - Harrison	0	13	14	12	14
	Bridgeport SP	0	364	443	372	440
		<b>67,724</b>	<b>2,492</b>	<b>3,146</b>	<b>2,423</b>	<b>2,364</b>
<b><u>Jackson</u></b>						
	Jackson Co SO	20,631	367	439	365	394
	Ravenswood PD	4,017	106	109	95	55
	Ripley PD	3,252	150	159	122	66
	DNR - 6 - Jackson	0	8	8	0	8
	FIRE MARSHAL - Jackson	0	2	2	2	2
	Ripley SP	0	145	164	146	164
		<b>27,900</b>	<b>778</b>	<b>881</b>	<b>730</b>	<b>689</b>

# Number of Criminal Incidents, Offenses, Persons Victimized and Offenders Known to Law Enforcement

2002

COUNTY	AGENCY	Population	Incidents	Offenses	Victims	Offenders
<b>Jefferson</b>						
	Jefferson Co SO	34,055	353	451	391	348
	Charles Town PD	2,896	33	39	31	39
	DNR - 2 - Jefferson	0	13	13	2	13
	Shepherd College	0	39	39	24	37
	FIRE MARSHAL - Jefferson	0	1	1	1	1
	Kearneysville SP	0	785	891	692	538
		<b>36,951</b>	<b>1,224</b>	<b>1,434</b>	<b>1,141</b>	<b>976</b>

# Number of Criminal Incidents, Offenses, Persons Victimized and Offenders Known to Law Enforcement

2002

COUNTY	AGENCY	Population	Incidents	Offenses	Victims	Offenders
<b><u>Kanawha</u></b>						
	Kanawha Co SO	97,688	3,981	5,303	4,332	3,372
	Belle PD	1,255	13	16	15	8
	Charleston PD	53,230	7,613	11,259	8,540	7,439
	Dunbar PD	8,125	498	565	470	292
	Nitro PD	6,799	410	488	327	246
	St Albans PD	11,526	534	546	448	483
	South Charleston PD	13,342	84	187	129	139
	Chesapeake PD	1,637	42	45	39	21
	Marmet PD	1,687	20	20	15	0
	East Bank PD	929	27	27	24	13
	Glasgow PD	780	5	5	2	1
	Clendenin PD	1,112	36	42	33	24
	Pratt PD	549	9	9	5	9
	Handley PD	361	2	3	3	3
	WVSC Security	0	120	147	99	76
	DNR - 5 - Kanawha	0	3	3	0	3
	FIRE MARSHAL - Kanawha	0	16	23	22	23
	Kanawha Co Parks	0	26	46	15	32
	Quincy SP	0	451	557	427	235
	So Charleston SP	0	1,078	1,194	1,006	332
	Turnpike - Kanawha	0	45	77	27	70
		199,020	15,009	20,562	15,978	12,821

# Number of Criminal Incidents, Offenses, Persons Victimized and Offenders Known to Law Enforcement

2002

COUNTY	AGENCY	Population	Incidents	Offenses	Victims	Offenders
<b><u>Lewis</u></b>						
	Lewis Co SO	12,557	115	171	152	154
	Weston PD	4,301	42	49	40	49
	DNR - 3 - Lewis	0	9	9	0	9
	FIRE MARSHAL - Lewis	0	1	1	1	1
	Weston SP	0	176	235	148	235
		<b>16,858</b>	<b>343</b>	<b>465</b>	<b>341</b>	<b>448</b>
<b><u>Lincoln</u></b>						
	Lincoln Co SO	20,914	27	28	19	13
	Hamlin PD	1,115	2	5	3	4
	FIRE MARSHAL - LINCOLN	0	1	1	1	1
	Hamlin SP	0	692	824	665	504
		<b>22,029</b>	<b>722</b>	<b>858</b>	<b>688</b>	<b>522</b>
<b><u>Logan</u></b>						
	Logan Co SO	33,261	228	237	173	171
	Logan PD	1,624	358	442	239	442
	Man PD	767	37	39	24	39
	Chapmanville PD	1,207	110	152	90	146
	DNR - 5 - Logan	0	7	7	0	7
	West Logan PD	416	11	12	9	4
	FIRE MARSHAL - Logan	0	5	7	6	7
	Logan SP	0	1,391	1,778	1,362	1,777
		<b>37,275</b>	<b>2,139</b>	<b>2,674</b>	<b>1,903</b>	<b>2,593</b>



# Number of Criminal Incidents, Offenses, Persons Victimized and Offenders Known to Law Enforcement

2002

COUNTY	AGENCY	Population	Incidents	Offenses	Victims	Offenders
<b><u>McDowell</u></b>						
	Mc Dowell Co SO	20,194	568	723	558	723
	War PD	785	105	158	129	158
	Welch PD	2,673	244	261	192	145
	North Fork PD	517	11	12	9	12
	Davy PD	371	5	5	3	4
	DNR - 4 - McDowell	0	6	7	6	7
	FIRE MARSHAL - McDOWELL	0	1	1	1	1
	Bradshaw PD	288	10	17	10	15
	Welch SP	0	132	136	127	54
		24,828	1,082	1,320	1,035	1,119

<b><u>Marion</u></b>						
	Marion Co SO	30,482	344	419	343	287
	Fairmont PD	19,028	1,177	1,438	1,197	684
	Mannington PD	2,116	22	29	21	29
	Rivesville PD	909	1	1	1	1
	Monongah PD	935	1	1	1	1
	Fairview PD	433	1	1	1	1
	Grant Town PD	654	2	2	2	0
	DNR - 1 - Marion	0	4	4	0	4
	Fairmont Campus Police	0	105	136	102	131
	FIRE MARSHAL - MARION	0	2	2	2	2
	Fairmont SP	0	268	309	248	309
		54,557	1,927	2,342	1,918	1,449

# Number of Criminal Incidents, Offenses, Persons Victimized and Offenders Known to Law Enforcement

2002

COUNTY	AGENCY	Population	Incidents	Offenses	Victims	Offenders
<b><u>Marshall</u></b>						
	Marshall Co SO	18,806	574	788	668	482
	Benwood PD	1,580	30	38	25	37
	Cameron PD	1,208	16	21	10	16
	Glen Dale PD	1,547	67	76	44	31
	Mc Mechen PD	1,930	18	20	19	7
	Moundsville PD	9,962	565	741	582	741
	DNR - 1 - Marshall	0	3	3	0	3
	Moundsville SP	0	130	163	139	163
		35,033	1,403	1,850	1,487	1,480
<b><u>Mason</u></b>						
	Mason Co SO	17,657	215	216	194	146
	Point Pleasant PD	4,620	455	548	427	548
	New Haven PD	1,554	45	51	50	23
	Mason PD	1,061	34	34	21	20
	Henderson PD	324	1	4	2	4
	Hartford PD	517	5	5	4	2
	DNR - 5 - Mason	0	3	3	0	3
	FIRE MARSHAL - Mason	0	8	10	9	10
	Point Pleasant SP	0	176	209	137	208
		25,733	933	1,080	844	964

# Number of Criminal Incidents, Offenses, Persons Victimized and Offenders Known to Law Enforcement

2002

COUNTY	AGENCY	Population	Incidents	Offenses	Victims	Offenders
<b><u>Mercer</u></b>						
	Mercer Co SO	43,181	1,644	2,227	1,745	2,226
	Athens PD	1,099	9	11	9	3
	Bluefield PD	11,410	889	1,281	1,000	1,278
	Princeton PD	6,324	974	1,363	881	1,363
	Matoaka PD	316	10	10	8	10
	Bramwell PD	424	3	4	3	2
	Concord College Security	0	49	81	64	42
	Bluefield College	0	13	13	5	1
	DNR - 4 - Mercer	0	3	4	2	4
	Princeton SP	0	857	993	766	523
	Turnpike - Mercer	0	15	18	5	17
		<b>62,754</b>	<b>4,466</b>	<b>6,005</b>	<b>4,488</b>	<b>5,469</b>

## **Mineral**

	Mineral Co SO	19,927	136	144	122	135
	Keyser PD	5,284	337	409	319	409
	Piedmont PD	1,011	43	53	42	53
	Potomac State College Police	0	51	63	40	35
	DNR - 2 - Mineral	0	3	3	1	3
	Keyser SP	0	420	574	400	574
		<b>26,222</b>	<b>990</b>	<b>1,246</b>	<b>924</b>	<b>1,209</b>

# Number of Criminal Incidents, Offenses, Persons Victimized and Offenders Known to Law Enforcement

2002

COUNTY	AGENCY	Population	Incidents	Offenses	Victims	Offenders
<b><u>Mingo</u></b>						
	Mingo Co SO	23,159	42	47	46	46
	Gilbert PD	415	12	15	9	13
	Williamson PD	3,402	195	254	186	123
	DNR - 5 - Mingo	0	1	1	0	1
	FIRE MARSHAL - MINGO	0	2	2	2	2
	Williamson SP	0	289	391	308	391
	Gilbert SP	0	190	230	178	230
		<b>26,976</b>	<b>731</b>	<b>940</b>	<b>729</b>	<b>806</b>

## **Monongalia**

	Monongalia Co SO	48,797	815	1,201	917	783
	Morgantown PD	26,713	2,216	3,036	2,281	1,280
	Star City PD	1,361	66	91	52	84
	Westover PD	3,927	209	339	242	252
	West Virginia University -Police	0	440	549	269	221
	DNR - 1 - Monongalia	0	3	3	0	3
	Granville PD	0	5	7	7	7
	FIRE MARSHAL - Monongalia	0	10	10	8	9
	Morgantown SP	0	1,068	1,363	1,059	762
		<b>80,798</b>	<b>4,796</b>	<b>6,599</b>	<b>4,835</b>	<b>3,401</b>

# Number of Criminal Incidents, Offenses, Persons Victimized and Offenders Known to Law Enforcement

2002

COUNTY	AGENCY	Population	Incidents	Offenses	Victims	Offenders
<b><u>Monroe</u></b>						
	Monroe Co SO	13,874	128	138	134	138
	Alderson PD	1,088	16	22	9	18
	Peterstown PD	497	9	9	5	2
	DNR - 4 - Monroe	0	3	3	1	3
	Union SP	0	174	217	166	156
		<b>15,459</b>	<b>330</b>	<b>389</b>	<b>315</b>	<b>317</b>
<b><u>Morgan</u></b>						
	Morgan Co SO	13,707	286	327	276	327
	DNR - 2 - Morgan	0	1	1	0	1
	Berkeley Springs SP	0	220	239	197	239
		<b>13,707</b>	<b>507</b>	<b>567</b>	<b>473</b>	<b>567</b>
<b><u>Nicholas</u></b>						
	Nicholas Co SO	20,716	921	1,379	1,030	933
	Richwood PD	2,468	45	58	35	58
	Summersville PD	3,283	276	425	206	423
	CENTRAL WV DRUG TF	0	1	1	0	1
	Richwood SP	0	81	121	85	121
	Summersville SP	0	177	253	191	248
		<b>26,467</b>	<b>1,501</b>	<b>2,237</b>	<b>1,547</b>	<b>1,784</b>
<b><u>Ohio</u></b>						
	Ohio Co SO	11,051	200	436	374	381
	West Liberty College	0	49	50	49	8
	Wheeling SP	0	157	176	124	121
		<b>11,051</b>	<b>406</b>	<b>662</b>	<b>547</b>	<b>510</b>

# Number of Criminal Incidents, Offenses, Persons Victimized and Offenders Known to Law Enforcement

2002

COUNTY	AGENCY	Population	Incidents	Offenses	Victims	Offenders
<b><u>Pendleton</u></b>						
	Pendleton Co SO	8,167	4	4	1	4
	FIRE MARSHAL - PENDLETON	0	1	1	1	1
	Franklin SP	0	137	218	149	178
		<u>8,167</u>	<u>142</u>	<u>223</u>	<u>151</u>	<u>183</u>

## **Pleasants**

	Pleasants Co SO	5,477	21	22	17	18
	St Marys PD	2,010	34	37	28	26
	St Marys SP	0	51	57	40	34
		<u>7,487</u>	<u>106</u>	<u>116</u>	<u>85</u>	<u>78</u>

## **Pocahontas**

	Pocahontas Co SO	7,899	195	305	233	202
	Marlinton PD	1,200	34	48	38	28
	DNR - 3 - Pocahontas	0	7	7	0	7
	FIRE MARSHAL - POCAHONTAS	0	3	3	3	3
	Marlinton SP	0	209	349	245	349
		<u>9,099</u>	<u>448</u>	<u>712</u>	<u>519</u>	<u>589</u>

# Number of Criminal Incidents, Offenses, Persons Victimized and Offenders Known to Law Enforcement

2002

COUNTY	AGENCY	Population	Incidents	Offenses	Victims	Offenders
<b><u>Preston</u></b>						
	Preston Co SO	23,075	281	447	346	396
	Kingwood PD	2,933	10	12	12	11
	Terra Alta PD	1,451	38	40	30	21
	Rowlesburg PD	611	7	19	13	19
	DNR - 1 - Preston	0	5	5	0	5
	FIRE MARSHAL - PRESTON	0	1	2	1	2
	Kingwood SP	0	234	276	213	276
		<b>28,070</b>	<b>576</b>	<b>801</b>	<b>615</b>	<b>730</b>
<b><u>Putnam</u></b>						
	Putnam Co SO	40,771	1,575	1,734	1,422	1,734
	Hurricane PD	5,204	198	207	143	97
	Winfield PD	1,851	68	88	67	51
	Eleanor PD	1,341	17	18	12	5
	DNR - 5 - Putnam	0	1	1	0	1
	FIRE MARSHAL - PUTNAM	0	6	8	4	8
	Winfield SP	0	158	252	208	110
	Teays Valley SP	0	198	245	192	137
		<b>49,167</b>	<b>2,221</b>	<b>2,553</b>	<b>2,048</b>	<b>2,143</b>

# Number of Criminal Incidents, Offenses, Persons Victimized and Offenders Known to Law Enforcement

2002

COUNTY	AGENCY	Population	Incidents	Offenses	Victims	Offenders
<b><u>Raleigh</u></b>						
	Raleigh Co SO	58,815	2,739	3,182	2,603	1,864
	Beckley PD	17,193	2,769	4,341	2,460	4,188
	Sophia PD	1,297	7	7	6	5
	Rhodell PD	233	5	7	5	4
	DNR - 4 - Raleigh	0	3	3	1	3
	FIRE MARSHAL - Raleigh	0	5	5	5	5
	Beckley SP	0	642	892	630	474
	Turnpike - Raleigh	0	58	62	12	50
		<b>77,538</b>	<b>6,228</b>	<b>8,499</b>	<b>5,722</b>	<b>6,593</b>
<b><u>Randolph</u></b>						
	Randolph Co SO	21,155	116	137	108	83
	Elkins PD	7,006	759	947	722	439
	DNR - 3 - Randolph	0	3	3	0	3
	Elkins SP	0	766	945	657	663
		<b>28,161</b>	<b>1,644</b>	<b>2,032</b>	<b>1,487</b>	<b>1,188</b>
<b><u>Ritchie</u></b>						
	Ritchie Co SO	7,276	132	176	153	103
	DNR - 6 - Ritchie	0	1	1	0	1
	FIRE MARSHAL - Ritchie	0	1	1	1	1
	Harrisville SP	0	194	232	155	230
		<b>7,276</b>	<b>328</b>	<b>410</b>	<b>309</b>	<b>335</b>



# Number of Criminal Incidents, Offenses, Persons Victimized and Offenders Known to Law Enforcement

2002

COUNTY	AGENCY	Population	Incidents	Offenses	Victims	Offenders
<b><u>Roane</u></b>						
	Roane Co SO	13,048	324	426	312	281
	Spencer PD	2,344	217	252	199	153
	DNR - 6 - Roane	0	1	1	0	1
	Spencer SP	0	111	118	95	57
		<u>15,392</u>	<u>554</u>	<u>797</u>	<u>606</u>	<u>492</u>
<b><u>Summers</u></b>						
	Summers Co SO	10,083	47	60	49	57
	Hinton PD	2,869	130	162	131	162
	DNR - 4 - Summers	0	3	3	1	3
	Hinton SP	0	138	164	144	94
		<u>12,952</u>	<u>318</u>	<u>389</u>	<u>325</u>	<u>316</u>
<b><u>Taylor</u></b>						
	Taylor Co SO	10,561	32	34	28	10
	Grafton PD	5,470	79	79	53	43
	FIRE MARSHAL - Taylor	0	2	3	3	3
	Grafton SP	0	73	75	64	42
		<u>16,031</u>	<u>186</u>	<u>191</u>	<u>148</u>	<u>98</u>
<b><u>Tucker</u></b>						
	Tucker Co SO	5,837	109	144	103	102
	DNR - 1 - Tucker	0	2	2	0	2
	Parsons SP	0	137	157	111	95
		<u>5,837</u>	<u>248</u>	<u>303</u>	<u>214</u>	<u>199</u>

# Number of Criminal Incidents, Offenses, Persons Victimized and Offenders Known to Law Enforcement

2002

COUNTY	AGENCY	Population	Incidents	Offenses	Victims	Offenders
<b><u>Tyler</u></b>						
	Tyler Co SO	7,058	126	203	147	121
	Paden City PD	2,849	15	15	13	15
	Sistersville PD	1,583	6	6	6	3
		11,490	147	224	166	139
<b><u>Upshur</u></b>						
	Upshur Co SO	17,616	179	195	166	147
	Buckhannon PD	5,705	203	289	198	289
	DNR - 3 - Upshur Co	0	2	2	0	2
	Buckhannon SP	0	231	307	236	210
		23,321	615	793	600	648
<b><u>Wayne</u></b>						
	Wayne Co SO	31,571	587	636	592	476
	Ceredo PD	1,669	80	85	66	40
	Kenova PD	3,473	326	334	289	126
	Wayne PD	1,101	50	51	46	30
	DNR - 5 - Wayne	0	3	3	0	3
	FIRE MARSHAL - Wayne	0	12	20	15	20
	Wayne SP	0	586	760	605	491
		37,814	1,556	1,889	1,613	1,186
<b><u>Webster</u></b>						
	DNR - 3 - Webster	0	20	20	1	20
	Upperglade SP	0	274	393	293	393
		0	294	413	294	413

# Number of Criminal Incidents, Offenses, Persons Victimized and Offenders Known to Law Enforcement

2002

COUNTY	AGENCY	Population	Incidents	Offenses	Victims	Offenders
<b><u>Wetzel</u></b>						
	Wetzel Co SO	9,392	43	48	44	29
	New Martinsville PD	5,963	255	280	222	125
	DNR - 1 - Wetzel	0	1	1	0	1
	FIRE MARSHAL - WETZEL	0	1	1	1	1
	Paden City SP	0	92	113	75	110
	Hundred SP	0	82	90	68	77
		15,355	472	533	410	343
<b><u>Wirt</u></b>						
	FIRE MARSHAL - Wirt	0	4	5	5	5
	Elizabeth SP	0	97	139	122	139
			101	144	127	144
<b><u>Wood</u></b>						
	Wood Co SO	40,884	1,443	2,098	1,695	1,355
	Parkersburg PD	32,980	2,382	2,850	2,081	1,657
	Vienna PD	10,822	551	759	462	738
	Williamstown PD	2,985	84	89	63	27
	DNR - 6 - Wood	0	2	2	0	2
	Parkersburg SP	0	374	411	342	411
		87,671	4,836	6,209	4,643	4,190

# Number of Criminal Incidents, Offenses, Persons Victimized and Offenders Known to Law Enforcement

2002

COUNTY	AGENCY	Population	Incidents	Offenses	Victims	Offenders
<b>Wyoming</b>						
	Wyoming Co SO	21,596	183	183	178	100
	Mullens PD	1,763	20	21	16	11
	Pineville PD	712	66	66	46	40
	Oceana PD	1,545	141	147	72	128
	FIRE MARSHAL - Wyoming	0	4	5	4	5
	Jesse SP	0	91	117	96	64
		<b>25,616</b>	<b>503</b>	<b>539</b>	<b>412</b>	<b>348</b>
<b>Grand Total:</b>			<b>78,151</b>	<b>107,007</b>	<b>80,448</b>	<b>75,100</b>

During 2002, 78,269 criminal incidents were reported to the West Virginia Incident Based Reporting program by 195 law enforcement agencies covering a combined population of 1,692,695, which represents 94% of West Virginia's total of 1,801,923 inhabitants.

## Number of Incidents, Offenses, Persons Victimized and Known Offenders (*Crimes Against Persons*)

**2002**

<u>Offense Type</u>	Number of Incidents	Number of Offenses	Number of Persons Victimized	Number of Known Offenders
<b>CRIMES AGAINST PERSONS</b>				
Murder and Nonnegligent Manslaughter	71	109	109	100
Aggravated Assault	2,786	3,981	3,981	4,020
Simple Assault	13,914	17,743	17,743	17,765
Intimidation	3,550	4,144	4,144	4,129
Kidnaping/Abduction	141	202	202	197
Forcible Rape	348	420	420	406
Forcible Sodomy	62	75	75	73
Sexual Assault With An Object	115	143	143	143
Forcible Fondling	396	467	467	462
Incest	23	26	26	26
Statutory Rape	123	143	143	143

**NOTES**

**Number of Incidents**-Incidents involving more than one offense type are included in each appropriate category.

**Number of Offenses**-Includes attempts. One offense is counted for each victim of crimes against persons and each incident of crime against society. For crimes against property, one offense is counted for each distinct operation.

**Number of Persons Victimized**-Victims of more than one offense within an incident are counted in each appropriate category. Society is always the victim in crimes against society.

**Number of Known Offenders**-Known means at least one characteristic (age, sex or race) was reported. Offenders of more than offense type are included in each appropriate category.

## Number of Incidents, Offenses, Persons Victimized and Known Offenders (*Crimes Against Property*)

### 2002

Offense Type	Number of Incidents	Number of Offenses	Number of Persons Victimized	Number of Known Offenders
<b><u>CRIMES AGAINST PROPERTY</u></b>				
Arson	576	576	563	488
Burglary/Breaking & Entering	8,917	8,917	8,175	5,531
Counterfeiting/Forgery	1,970	1,970	1,508	2,340
Destruction/Damage/Vandalism of Property	16,867	16,867	15,879	10,822
Embezzlement	285	285	44	350
Extortion/Blackmail	6	6	6	6
False Pretenses/Swindle/Confidence Game	1,497	1,497	886	1,810
Credit Card/Automatic Teller Fraud	434	434	431	385
Impersonation	174	174	184	167
Welfare Fraud	9	9	1	9
Wire Fraud	15	15	13	15
Pocket-picking	41	41	42	26
Purse-snatching	121	121	128	75
Shoplifting	3,293	3,293	93	3,920
Theft From Building	2,982	2,982	2,426	1,967
Theft From Coin Operated Machine or Device	220	220	37	139
Theft From Motor Vehicle	6,311	6,311	6,630	2,319
Theft of Motor Vehicle Parts/Accessories	2,379	2,379	2,145	838
All Other Larceny	10,875	10,875	8,529	6,405
Motor Vehicle Theft	3,516	3,516	3,473	2,158
Robbery	615	615	915	981
Stolen Property Offenses	354	354	341	550

**NOTES**

**Number of Incidents**-Incidents involving more than one offense type are included in each appropriate category.

**Number of Offenses**-Includes attempts. One offense is counted for each victim of crimes against persons and each incident of crime against society. For crimes against property, one offense is counted for each distinct operation.

**Number of Persons Victimized**-Victims of more than one offense within an incident are counted in each appropriate category. Society is always the victim in crimes against society.

**Number of Known Offenders**-Known means at least one characteristic (age, sex or race) was reported. Offenders of more than offense type are included in each appropriate category.

# Number of Incidents, Offenses, Persons Victimized and Known Offenders (*Crimes Against Society*)

**2002**

Offense Type	Number of Incidents	Number of Offenses	Number of Persons Victimized	Number of Known Offenders
<b><u>CRIMES AGAINST SOCIETY</u></b>				
Drug/Narcotic Violations	3,633	4,360	—	4,321
Drug Equipment Violations	140	169	—	167
Operating/Promoting/Assisting Gambling	1	1	—	1
Pornography/Obscene Material	25	25	—	24
Prostitution	133	196	—	196
Assisting or Promoting Prostitution	74	141	—	140
Weapon Law Violations	752	873	—	832

**NOTES**

**Number of Incidents**-Incidents involving more than one offense type are included in each appropriate category.

**Number of Offenses**-Includes attempts. One offense is counted for each victim of crimes against persons and each incident of crime against society. For crimes against property, one offense is counted for each distinct operation.

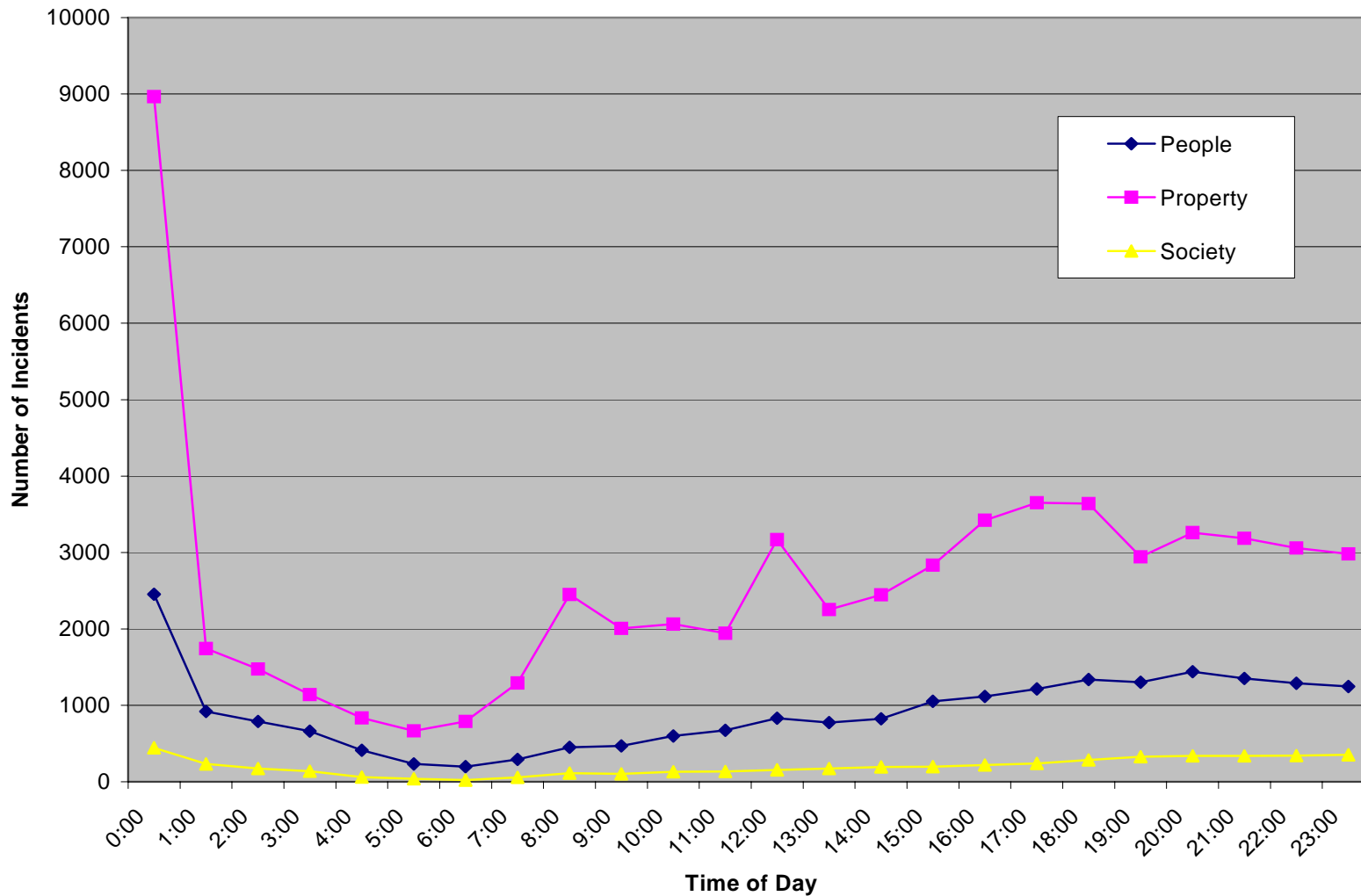
**Number of Persons Victimized**-Victims of more than one offense within an incident are counted in each appropriate category. Society is always the victim in crimes against society.

**Number of Known Offenders**-Known means at least one characteristic (age, sex or race) was reported. Offenders of more than offense type are included in each appropriate category.

## Incidents:

Criminal incidents can involve multiple offenses, victims and offenders. Twenty five percent (25%) of all incidents involved crimes against persons, seventy percent (70%) crimes against property and five percent (5%) crimes against society. Sixty one percent (61%) of all crimes committed against persons, property and society for the year 2002 were committed between the hours of 15:00 and 0:00.

**Number of Incidents by Time of Day 2002**





# Number of Incidents by Time of Day

## 2002

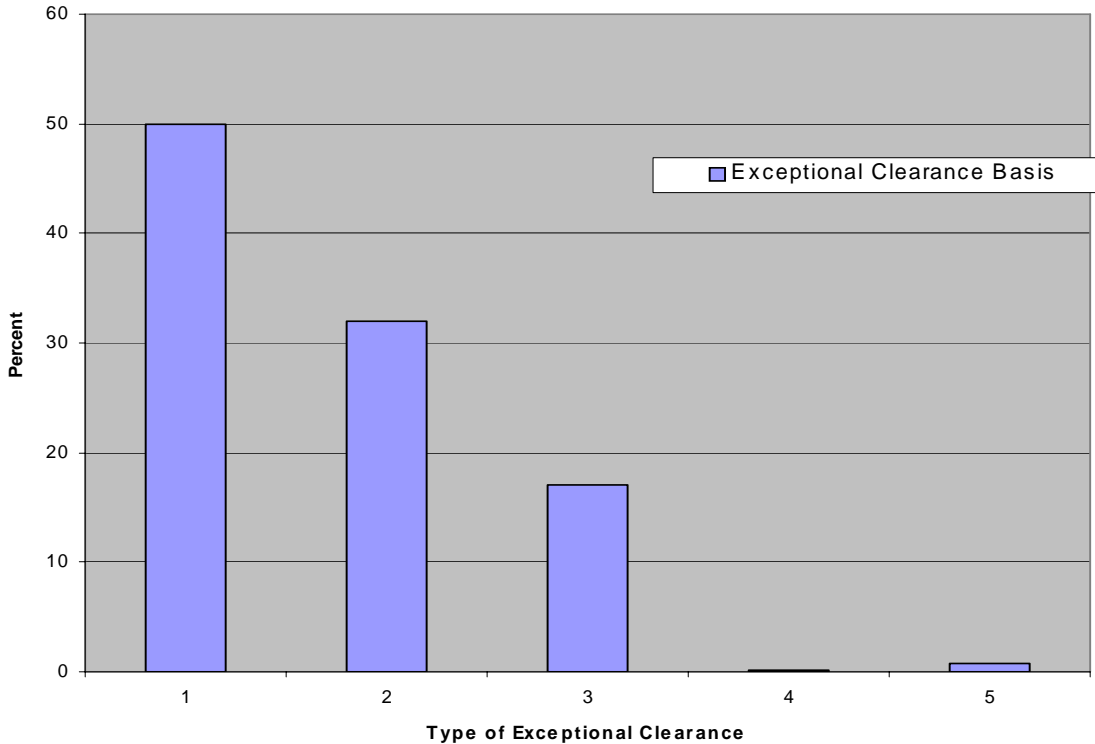
NOTE: An INCIDENT (or investigation) may involve more than one offense. This explains why totals vary in different reports. Times are listed in military time. Offenses that did not have a time reported were not included in this report.

	0.00:00	1.00:00	2.00:00	3.00:00	4.00:00	5.00:00	6.00:00	7.00:00	8.00:00	9.00:00	10.00:00	11.00:00	12.00:00	13.00:00	14.00:00	15.00:00	16.00:00	17.00:00	18.00:00	19.00:00	20.00:00	21.00:00	22.00:00	23.00:00	Others	Total
Aggravated Assault	344	169	138	125	59	30	22	25	39	54	57	63	84	78	93	137	127	134	170	171	166	187	177	163	0	2,812
All Other Larceny	1,517	216	187	130	83	96	115	203	452	411	438	437	691	461	512	599	667	695	673	490	566	505	493	401	0	11,038
Arson	89	40	38	43	36	18	18	12	12	9	11	13	10	9	12	14	16	25	17	17	29	27	21	46	0	582
Assisting or Promoting Prostitution	3	2	0	0	1	0	0	0	0	1	5	1	0	1	2	6	7	6	3	7	12	4	6	8	0	75
Burglary/Breaking & Entering	1,116	223	190	185	130	127	162	268	426	351	332	299	508	318	340	391	511	573	541	428	437	411	363	371	4	9,005
Counterfeiting/Forgery	660	14	17	11	10	6	10	26	153	119	91	109	98	92	98	82	68	50	52	46	22	33	21	3		1,982
Credit Card/Automatic Teller Fraud	163	3	2	1	0	1	3	3	17	15	19	14	29	13	19	17	25	21	9	13	17	9	13	10	0	436
Destruction/Damage/Vandalism of Property	2,229	673	583	455	321	190	255	379	574	462	476	434	702	467	514	648	823	953	1,020	842	986	1,047	1,113	1,090	1	17,237
Drug Equipment Violations	11	9	7	4	2	2	1	2	3	1	4	3	3	7	10	5	8	7	8	5	7	12	12	6	0	139
Drug/Narcotic Violations	333	194	127	105	48	25	14	41	84	79	97	102	116	134	141	150	158	184	220	259	261	270	276	281	8	3,707
Embezzlement	107	1	2	0	0	2	1	5	21	13	14	8	9	7	17	10	18	16	12	9	6	4	4	7	4	297
Extortion/Blackmail	1	0	0	0	0	0	1	0	1	0	0	2	0	0	0	0	0	0	0	0	0	0	0	0	0	6
False Pretenses/Swindle/Confidence Game	514	13	14	10	9	11	9	18	79	94	68	56	98	84	64	70	69	42	45	36	40	19	22	25	7	1,516
Forcible Fondling	130	10	5	14	6	2	4	2	25	10	9	7	25	15	15	14	27	13	25	10	17	10	12	16	2	425
Forcible Rape	97	18	15	12	17	6	2	4	8	7	9	9	10	6	8	7	11	12	8	12	12	24	12	23	2	351
Forcible Sodomy	22	2	1	0	1	2	2	0	6	1	1	2	2	1	2	1	1	2	2	4	4	4	1	2	0	66
Gambling Equipment Violations	1	0	0	0	0	0	0	0	0	0	0	0	0	0	0	0	0	0	0	0	0	0	0	0	0	1
Impersonation	86	3	0	0	2	0	0	1	16	8	2	3	9	4	8	5	9	4	2	3	6	4	1	0	2	178
Incest	10	0	0	0	0	0	0	0	0	0	0	2	1	1	2	1	2	1	0	1	0	0	1	1	1	24
Intimidation	482	115	103	75	47	24	37	61	95	103	140	129	150	150	160	148	194	214	210	180	205	217	188	167	0	3,594
Kidnaping/Abduction	21	4	4	5	2	2	1	4	7	2	4	6	7	5	4	9	7	13	11	9	3	4	4	3	0	141
Motor Vehicle Theft	438	131	137	83	65	56	57	96	118	91	102	81	157	96	105	112	162	190	199	160	189	248	212	237	0	3,522
Murder and Nonnegligent Manslaughter	13	3	4	1	2	1	2	1	2	2	1	2	3	2	1	2	1	2	2	4	11	3	1	5	0	71
Negligent Manslaughter	1	1	0	0	0	0	0	0	0	1	1	0	0	0	0	0	0	0	0	0	0	0	0	0	0	4
Operating/Promoting/Assisting Gambling	0	0	0	0	0	0	0	0	0	0	0	0	0	0	0	0	0	0	0	0	0	0	0	0	1	1
Pocket-picking	1	1	0	1	0	0	1	1	1	1	1	4	2	4	4	0	4	4	4	2	1	1	0	3	0	41
Pornography/Obscene Material	9	0	1	1	0	0	0	1	2	0	1	2	4	2	1	0	0	0	1	0	0	1	1	0	0	27
Prostitution	7	7	3	1	0	0	0	0	5	4	4	0	1	4	7	8	8	7	6	11	14	10	13	14	0	134
Purse-snatching	4	1	3	1	1	0	1	0	4	3	3	10	10	6	12	13	10	7	11	10	2	3	3	3	0	121
Robbery	68	31	30	26	27	21	6	9	7	15	9	9	21	15	24	18	20	22	24	27	32	46	56	51	0	614
Sexual Assault With An Object	34	8	6	5	3	1	0	0	5	3	2	4	5	4	0	3	4	3	3	6	8	3	7	2	2	121
Shoplifting	140	41	42	37	24	19	9	15	30	35	89	117	147	230	270	316	333	300	278	281	262	149	89	64	0	3,317
Simple Assault	1,253	585	507	422	274	160	127	187	263	285	369	447	544	507	535	721	739	820	900	902	1,003	894	878	865	0	14,187
Statutory Rape	52	2	5	2	1	4	1	7	1	0	2	2	1	4	3	7	4	1	3	2	7	4	5	4	3	127
Stolen Property Offenses	66	12	12	8	4	2	2	11	6	9	11	15	23	16	16	12	20	15	21	11	13	9	15	23	0	352
Theft From Building	573	82	46	40	21	24	23	44	148	114	124	115	181	133	126	148	187	179	174	102	124	114	94	105	1	3,022
Theft From Coin Operated Machine or	47	6	6	2	8	3	8	1	4	5	5	3	9	5	6	11	9	14	12	9	12	16	11	11	0	223
Theft From Motor Vehicle	793	198	132	92	74	65	78	135	236	181	196	178	283	208	220	239	290	363	387	336	381	435	414	428	0	6,342
Theft of Motor Vehicle Parts/Accessories	349	53	35	16	19	24	31	65	143	71	70	48	168	81	87	109	166	161	161	115	109	116	100	85	0	2,382
Weapon Law Violations	81	29	35	29	8	10	5	13	18	19	19	26	31	25	34	28	37	35	49	44	48	43	43	42	0	751
Welfare Fraud	2	0	0	0	0	0	0	0	0	0	1	3	2	1	0	0	0	0	0	0	0	0	0	0	0	9
Wire Fraud	7	0	0	0	0	0	0	0	0	1	0	0	0	2	1	2	0	0	0	0	0	0	1	1	0	15
<b>Total</b>	<b>11,874</b>	<b>2,900</b>	<b>2,437</b>	<b>1,942</b>	<b>1,305</b>	<b>934</b>	<b>1,008</b>	<b>1,640</b>	<b>3,011</b>	<b>2,580</b>	<b>2,747</b>	<b>2,747</b>	<b>4,155</b>	<b>3,204</b>	<b>3,467</b>	<b>4,079</b>	<b>4,756</b>	<b>5,106</b>	<b>5,262</b>	<b>4,569</b>	<b>5,038</b>	<b>4,875</b>	<b>4,694</b>	<b>4,584</b>	<b>41</b>	<b>88,995</b>

# OFFENSES BY EXCEPTIONAL CLEARANCE 2002

Law enforcement agencies recorded clearances in 24.5% of all the criminal incidents reported under WVIBRS. Incidents are cleared by arrest (21.7% of all incidents) or exceptional means (2.8% of all incidents) when some element beyond law enforcement precludes arrest, e.g. death of the offender. The most frequent basis for clearing incidents exceptionally was "victim refusing to cooperate".

**Exceptional Clearance Basis, 2002**



- |   |  |
|---|--|
| <p><b>1. Victim Refused to Cooperate (50.0%)</b></p> <p><b>2. Prosecution Declined (32.0%)</b></p> <p><b>3. Juvenile/No Custody (17.1%)</b></p> | <p><b>4. Extradition Denied (0.2%)</b></p> <p><b>5. Death of Offender (0.7%)</b></p> |
|---|--|

	Death of Offender	Extradition Denied	Juvenile/No Custody	Prosecution Declined	Victim Refused to Cooperate	Total
Aggravated Assault	2	0	14	54	77	147
All Other Larceny	0	0	18	45	72	135
Arson	0	0	0	2	0	2
Burglary/Breaking & Entering	2	1	16	15	43	77
Counterfeiting/Forgery	0	0	5	19	33	57
Credit Card/Automatic Teller Fraud	0	0	0	3	7	10
Destruction/Damage/Vandalism of Property	1	0	82	85	123	291
Drug Equipment Violations	0	0	0	1	1	2
Drug/Narcotic Violations	1	0	30	15	0	46
Embezzlement	0	0	0	5	7	12
Extortion/Blackmail	0	0	0	1	1	2
False Pretenses/Swindle/Confidence Game	1	1	2	42	27	73
Forcible Fondling	1	1	7	18	7	34
Forcible Rape	0	0	1	4	17	22
Forcible Sodomy	0	0	2	2	3	7
Gambling Equipment Violations	0	0	0	1	0	1
Impersonation	1	0	0	1	6	8
Intimidation	0	0	16	119	166	301
Kidnaping/Abduction	3	0	0	7	5	15
Motor Vehicle Theft	2	0	24	20	51	97
Murder and Nonnegligent Manslaughter	2	0	0	0	0	2
Pocket-picking	0	0	1	0	0	1
Purse-snatching	0	0	1	0	0	1
Robbery	0	0	0	2	6	8
Sexual Assault With An Object	0	0	3	2	2	7

	Death of Offender	Extradition Denied	Juvenile/No Custody	Prosecution Declined	Victim Refused to Cooperate	Total
Shoplifting	0	0	25	6	5	36
Simple Assault	2	2	154	290	534	982
Statutory Rape	0	0	0	2	1	3
Stolen Property Offenses	0	0	2	3	3	8
Theft From Building	0	0	9	16	27	52
Theft From Coin Operated Machine or Device	0	0	0	0	1	1
Theft From Motor Vehicle	0	0	7	4	9	20
Theft of Motor Vehicle Parts/Accessories	0	0	2	2	5	9
Weapon Law Violations	0	0	3	8	5	16
<b>Total</b>	<b>18</b>	<b>5</b>	<b>424</b>	<b>794</b>	<b>1,244</b>	<b>2,485</b>

## Offenses

NIBRS agencies report various information relating to each of the 46 offense classes in NIBRS. As stated earlier, there can be multiple types of crimes within an incident, and offense-specific data are recorded for each.

Of the 88,785 NIBRS offenses reported 25% were crimes against persons, 70% were crimes against property and 5% were crimes against society. Larceny/theft was the most frequently reported crime, accounting for 30% of the total. Assault offenses accounted for 23% of all the offenses and destruction/damage/vandalism of property for 19%. Less than 1% of the offenses reported were attempts. Among offenses types, 90% or more of the offenses reported were completed in all but three categories: extortion/blackmail, pornography/obscene material and robbery.

## Number and Percent of Offenses Completed and Attempted

---

### 2002

<u>CrimeAgainst</u>	<u>TOTAL</u>	<u>% Completed</u>	<u>% Attempted</u>
Crimes Against Property	62,132	98.4	1.6
Crimes Against Persons	21,857	99.8	0.2
Crimes Against Society	4,796	99.4	0.6
<u>Grand Total:</u>	<u>88,785</u>	<u>99.4</u>	<u>0.6</u>

#### NOTES:

If there were more than one occurrence of the same offense type within an incident and one was completed, all are considered "completed".

Crimes Against Persons are murder, assault offenses, Kidnaping and sex offenses (forcible and non-forcible).

Crimes Against Property are arson, bribery, burglary, counterfeiting/forgery, destruction/damage/vandalism, embezzlement, extortion/blackmail, fraud offenses, larceny-theft offenses, motor vehicle theft, robbery and stolen property offenses.

Crimes Against Society are drug /narcotic offenses, gambling offenses, pornography/obscene material, prostitution offenses and weapon law violations.

In 2002, the greatest percentage of the offenses, 44.7% occurred in/on residential properties. 18.2% occurred in/on commercial properties, 13.5% on highways/roads/alleys/streets, 9.2% in parking lots/garages, and 2.9% at schools/colleges. The remaining offenses were widely distributed among various locations. Crimes against persons and crimes against property were most frequently committed in residences and crimes against society on the streets and highways.

## Percent Distribution of Location by Type of Crime

2002

<u>Locations</u>	Total	Crimes Against Persons	Crimes Against Property	Crimes Against Society
College/University	1.19%	0.71%	1.33 %	1.69%
Drug stores/Dr.'s Offices/Hospitals	1.00%	0.61%	1.14 %	0.92%
Food/Beverage/Lodging Facilities	3.54%	3.96%	3.49 %	2.28%
Government/Public Buildings	0.94%	1.02%	0.84 %	1.92%
Highway/Roads/Alleys	13.52%	12.30%	10.98 %	51.74%
Other Commercial Properties	2.51%	0.62%	3.36 %	0.13%
Other/Unknown	10.47%	7.88%	11.42 %	10.02%
Parking Lots/Garages	9.24%	4.60%	11.16 %	5.70%
Residences	44.69%	62.87%	40.27 %	18.91%
Retail Establishments	11.18%	2.96%	14.76 %	2.44%
School (other than College/University)	1.72%	2.47%	1.26 %	4.26%
<b>Grand Total:</b>	<b>100.00%</b>	<b>100.00%</b>	<b>100.00%</b>	<b>100.00 %</b>

**NOTES:**

If there were more than one occurrence of the same offense type within an incident and one was completed, all are considered "completed".

Crimes Against Persons are murder, assault offenses, Kidnaping and sex offenses (forcible and non-forcible).

Crimes Against Property are arson, bribery, burglary, counterfeiting/forgery, destruction/damage/vandalism, embezzlement, extortion/blackmail, fraud offenses, larceny-theft offenses, motor vehicle theft, robbery and stolen property offenses.

Crimes Against Society are drug /narcotic offenses, gambling offenses, pornography/obscene material, prostitution offenses and weapon law violations.

Retail establishments include convenience store, department/discount store, gas/service station, grocery/supermarket, liquor store and specialty store.

Food/beverage/lodging facilities include bar/night club, hotel/motel and restaurant.

Other commercial properties include bank/savings and loan, commercial/office building and rental storage facility.

Government/public buildings include government/public building and jail/prison.

Other/unknown includes air/bus/train terminal, church/temple/synagogue, construction site, field/woods, lake/waterway and other/unknown.

# Number of Offenses by Weapons, Selected Offenses

2002

## Weapons Used

OFFENSES	Number of Offenses	Weapons Used					None
		Firearms	Dangerous Weapons	Personal Weapons	Unknown Weapons	Other Weapons	
Aggravated Assault	2,977	771	826	994	89	176	121
Forcible Fondling	398	0	5	237	27	8	121
Forcible Rape	350	9	13	179	17	11	121
Oral or Anal Sexual Assault	60	3	1	26	6	2	22
Kidnaping/ Abduction	148	19	13	44	12	5	55
Murder	75	47	13	9	5	1	0
Robbery	639	251	75	187	35	26	65
Sexual Assault with an Object	120	0	9	73	6	2	30

## Victims

In NIBRS, victims can be reported as persons, business, financial institutions, government, religious organizations or society as a whole. 76 of every 100 of the 93,494 reported crime victims were individuals (people). Following in terms of volume were businesses (16%), society/public (5%), government (1%), religious and financial organizations (1%). Other or unknown victims types accounted for the remainder.

The victims of crimes against persons are always individuals, and society is always the victim in crimes against society. Victims of crimes against property can be any victim type except society. Persons (individuals), however, were the dominant victim types in all crimes against property except embezzlement.

### Number of Victims by Type

**2002**

		Business	Financial Institution	Government	Individual	Other	Religious Organization	Society/Public	Unknown	Total
Crimes Against Persons	ASSAULT OFFENSES	0	0	0	22,245	0	0	0	0	<b>22,245</b>
	HOMICIDE OFFENSES	0	0	0	85	0	0	0	0	<b>85</b>
	KIDNAPING/ABDUCTION	0	0	0	156	0	0	0	0	<b>156</b>
	SEX OFFENSES, FORCIBLE	0	0	0	962	0	0	0	0	<b>962</b>

		Business	Financial Institution	Government	Individual	Other	Religious Organization	Society/Public	Unknown	Total
Crimes Against Persons	SEX OFFENSES, NONFORCIBLE	0	0	0	153	0	0	0	0	153
	<b>Total</b>	<b>0</b>	<b>0</b>	<b>0</b>	<b>23,601</b>	<b>0</b>	<b>0</b>	<b>0</b>	<b>0</b>	<b>23,601</b>
Crimes Against Property	ARSON	76	1	26	486	14	7	0	7	617
	BURGLARY/BREAKING & ENTERING	1,826	2	107	7,311	75	110	0	12	9,443
	COUNTERFEITING/FORGERY	897	121	58	1,299	5	4	0	6	2,390
	DESTRUCTION/DAMAGE/VANDALISM OF PROPERTY	2,900	17	503	14,209	194	136	0	40	17,999
	EMBEZZLEMENT	239	4	9	38	3	1	0	0	294
	EXTORTION/BLACKMAIL	0	0	0	6	0	0	0	0	6
	FRAUD OFFENSES	920	63	50	1,335	19	3	0	9	2,399
	LARCENY/THEFT OFFENSES	7,799	12	325	18,969	87	46	0	26	27,264
	MOTOR VEHICLE THEFT	398	4	15	3,153	7	7	0	7	3,591
ROBBERY	117	10	0	599	0	0	0	2	728	



		Business	Financial Institution	Government	Individual	Other	Religious Organization	Society/Public	Unknown	Total
Crimes Against Property	STOLEN PROPERTY OFFENSES	57	0	50	240	4	1	0	14	366
	<b>Total</b>	<b>15,229</b>	<b>234</b>	<b>1,143</b>	<b>47,645</b>	<b>408</b>	<b>315</b>	<b>0</b>	<b>123</b>	<b>65,097</b>
Crimes Against Society	DRUG/NARCOTIC OFFENSES	0	0	0	0	0	0	3,810	0	3,810
	GAMBLING OFFENSES	0	0	0	0	0	0	1	0	1
	PORNOGRAPHY/OBSCENE MATERIAL	0	0	0	0	0	0	25	0	25
	PROSTITUTION OFFENSES	0	0	0	0	0	0	207	0	207
	WEAPON LAW VIOLATIONS	0	0	0	0	0	0	753	0	753
	<b>Total</b>	<b>0</b>	<b>0</b>	<b>0</b>	<b>0</b>	<b>0</b>	<b>0</b>	<b>4,796</b>	<b>0</b>	<b>4,796</b>
<b>Total</b>		<b>15,229</b>	<b>234</b>	<b>1,143</b>	<b>71,246</b>	<b>408</b>	<b>315</b>	<b>4,796</b>	<b>123</b>	<b>93,494</b>

**NOTE**

Victims of more than one offense type are included in each appropriate category.

According to NIBRS data reported, 25% of the persons victimized in 2002 were targets of crimes against persons and 51% victims of crimes against property.

Among all persons reported victimized, 41% were males, 14% under age 18 (juveniles) and 90% white. Half the victims were not injured. 3% received major injury and 46% minor injury. Most persons were victimized in the localities in which they reside.

## Number of Violent Crime Victims by Age, Sex and Race

**2002**

Age	Female					Male					Unknown			Total
	Black	Other	Unknow	White	Total	Black	Other	Unknow	White	Total	Unknow	White	Total	
1-12	59	0	12	495	566	54	2	13	577	646	6	0	6	1,218
13-17	93	0	17	1,161	1,271	92	0	16	883	991	12	1	13	2,275
18-20	137	2	9	1,389	1,537	79	2	12	876	969	1	1	2	2,508
21-25	239	12	15	2,283	2,549	99	1	19	1,418	1,537	2	0	2	4,088
26-35	232	6	43	3,397	3,678	154	5	21	1,992	2,172	3	2	5	5,855
36-44	179	4	17	2,407	2,607	155	3	11	1,486	1,655	1	2	3	4,265
45-54	76	2	6	1,064	1,148	105	1	12	923	1,041	4	3	7	2,196
55-65	16	2	3	384	405	17	2	3	329	351	0	0	0	756

	Female					Male					Unknown			Total
	Black	Other	Unknow	White	<b>Total</b>	Black	Other	Unknow	White	<b>Total</b>	Unknow	White	<b>Total</b>	
Over 65	5	0	1	171	<b>177</b>	13	0	3	155	<b>171</b>	0	2	<b>2</b>	<b>350</b>
Under 1	1	0	0	10	<b>11</b>	1	0	1	16	<b>18</b>	1	0	<b>1</b>	<b>30</b>
Unknown	11	1	73	417	<b>502</b>	18	1	54	611	<b>684</b>	28	2	<b>30</b>	<b>1,216</b>
<b>Total</b>	<b>1,048</b>	<b>29</b>	<b>196</b>	<b>13,178</b>	<b>14,451</b>	<b>787</b>	<b>17</b>	<b>165</b>	<b>9,266</b>	<b>10,235</b>	<b>58</b>	<b>13</b>	<b>71</b>	<b>24,757</b>

**NOTE:**

**Violent Crimes are murder, forcible sex offenses, kidnaping/abduction, assault offenses and robbery.**

# Number of Persons Victimized by Offenses and Resident Status

2002

**NOTE:**

**A Resident is a person who maintains his/her permanent legal residence in the locality or jurisdiction where the incident took place.  
Victims of more than offense are counted in each appropriate category.**

		NonResident	Resident	Unknown	Total
Crimes Against Persons	ASSAULT OFFENSES	2,538	18,295	281	21,114
	HOMICIDE OFFENSES	12	71	4	87
	KIDNAPING/ABDUCTION	26	121	4	151
	SEX OFFENSES, FORCIBLE	139	742	12	893
	SEX OFFENSES, NONFORCIBLE	17	134	1	152
	<b>Total</b>	<b>2,732</b>	<b>19,363</b>	<b>302</b>	<b>22,397</b>
Crimes Against Property	ARSON	63	378	27	468
	BURGLARY/BREAKING & ENTERING	626	5,905	46	6,577
	COUNTERFEITING/FORGERY	297	910	22	1,229
	DESTRUCTION/DAMAGE/VANDALISM OF PROPERTY	1,886	10,775	213	12,874
	EMBEZZLEMENT	7	31	1	39
	EXTORTION/BLACKMAIL	0	6	0	6
	FRAUD OFFENSES	324	953	20	1,297
	LARCENY/THEFT OFFENSES	2,927	13,601	154	16,682
	MOTOR VEHICLE THEFT	485	2,318	28	2,831
	ROBBERY	110	376	10	496
	STOLEN PROPERTY OFFENSES	86	157	14	257
	<b>Total</b>	<b>6,811</b>	<b>35,410</b>	<b>535</b>	<b>42,756</b>
<b>Total</b>	<b>9,543</b>	<b>54,773</b>	<b>837</b>	<b>65,153</b>	

# PROPERTY

---

2002

## Property

In NIBRS, property is reported as burned; counterfeited or forged; damaged/destroyed or vandalized; or stolen, embezzled, defrauded, etc. Law enforcement activity in relation to property is recorded as recovered (for property stolen) or seized (as in the case of proceeds from illegal gambling operation). The type of property involved, as well as its value, is recorded for each type of loss/activity.

The state's law enforcement agencies jointly reported \$69,386,064 in total property losses with \$53,210,401 (77%) stolen; \$481,906 (1%) counterfeited/forgery; \$8,175,673 (12%) damaged/destroyed or vandalized; and \$ 7,518,084 (11%) burned. Law enforcement agencies seized property valued at \$196,072 and recovered stolen property valued at \$12,418,989. These figures do not include seizures in connection with drug/narcotic violations.

By property type, the highest dollar losses due to thefts were recorded for motor vehicles, with automobiles composing the largest portion. Burning losses were highest for structures (dwellings, commercial buildings, etc.), and counterfeiting/forgery losses highest for negotiable instruments, such as bearer bonds or endorsed checks, money orders and traveler's checks. Among all types of property, motor vehicles resulted in the greatest dollar losses due to criminal activity.

Of the \$53,210,401 dollars worth of property that was stolen, embezzled, etc., the law enforcement departments reported recovering 24% or \$12,615,061. The most successful recovery rate was for motor vehicles with \$23,909,263 stolen and \$10,511,122 (44%) recovered. Following were radios/TVs/VCR with \$1,786,802 stolen and \$103,010 (6%) recovered. In addition to the recovery of property, the agencies reported seizing money valued at \$78,877 and negotiable instruments at \$38,137.

## Value of Property Loss Due to Criminal Action, Property Type

### 2002

	Burned	Counterfeited/Forged	Destroyed/Damaged/ Vandalized	Stolen/Etc.	Total
Computer/Hardware /Software	\$0.00	\$0.00	\$13,638.00	\$1,277,810.00	\$1,291,448.00
Jewelry	\$0.00	\$1,600.00	\$2,798.00	\$3,131,051.00	\$3,135,449.00
Money	\$0.00	\$33,369.00	\$200.00	\$5,242,726.00	\$5,276,295.00
Motor Vehicle Parts or Accessories	\$14,819.00	\$1,627.00	\$2,357,606.00	\$993,057.00	\$3,367,109.00
Motor Vehicles	\$458,261.00	\$1,200.00	\$1,592,341.00	\$23,909,263.00	\$25,961,065.00
Negotiable Instruments	\$0.00	\$378,512.00	\$1.00	\$1,354,438.00	\$1,732,951.00
NonNegotiable Instruments	\$0.00	\$0.00	\$0.00	\$0.00	\$0.00
Other	\$790,672.00	\$64,597.00	\$3,618,623.00	\$12,047,444.00	\$16,521,336.00
Radios/TVs/VCR	\$0.00	\$0.00	\$59,780.00	\$1,786,802.00	\$1,846,582.00
Structures	\$6,254,332.00	\$1,001.00	\$484,695.00	\$10,159.00	\$6,750,187.00
Tools	\$0.00	\$0.00	\$45,991.00	\$3,457,651.00	\$3,503,642.00
Total	\$7,518,084.00	\$481,906.00	\$8,175,673.00	\$53,210,401.00	\$69,386,064.00

Value of Property Recovered or Seized by Law Enforcement Agencies,  
Property Type

---

**2002**

	Recovered	Seized	Total
Computer/Hardware/Software	\$73,430.00	\$1,000.00	\$74,430.00
Jewelry	\$142,197.00	\$15.00	\$142,212.00
Money	\$140,487.00	\$78,877.00	\$219,364.00
Motor Vehicle Parts or Accessories	\$27,709.00	\$103.00	\$27,812.00
Motor Vehicles	0,511,122.00	\$15,021.00	\$10,526,143.00
Negotiable Instruments	\$5,986.00	\$38,137.00	\$44,123.00
NonNegotiable Instruments	\$0.00	\$0.00	\$0.00
Other	1,208,025.00	\$62,668.00	\$1,270,693.00
Radios/TVs/VCR	\$103,010.00	\$200.00	\$103,210.00
Tools	\$207,023.00	\$51.00	\$207,074.00
Total	2,418,989.00	\$196,072.00	\$12,615,061.00

## Offenders

WVIBR contributors are asked to supply information known about offenders even though no arrests have ever been made. The offender data, therefore, include information about arrestees, fugitives or even persons whose identities are not known but witnesses or victims have supplied characteristics such as approximate age, sex and/or race. In a single incident, one offender may victimize several persons, several victimize one person, or several offenders may victimize several people. According to the 2002 WVIBR data, the average number of *known* offenders ranged from 0.32 for theft from motor vehicle to 1.89 for assisting or promoting prostitution.

## Number of Known Offenders per Incident

---

### 2002

Offense Type	Number of Incidents	Number of Known Offenders	Average Number of Known Offenders
Murder and Nonnegligent Manslaughter	71	83	1.17
Aggravated Assault	2,797	3,139	1.12
Simple Assault	13,969	15,360	1.10
Intimidation	3,549	3,666	1.03
Kidnaping/Abduction	140	158	1.13
Forcible Rape	346	373	1.08
Forcible Sodomy	60	63	1.05
Sexual Assault With An Object	115	124	1.08
Forcible Fondling	395	413	1.05
Incest	22	22	1.00
Statutory Rape	123	127	1.03
Arson	576	428	0.74
Burglary/Breaking & Entering	8,916	5,098	0.57
Counterfeiting/Forgery	1,970	1,810	0.92
Destruction/Damage/Vandalism of Property	16,866	9,506	0.56
Embezzlement	285	333	1.17
False Pretenses/Swindle/Confidence Game	1,496	1,495	1.00
Credit Card/Automatic Teller Fraud	434	315	0.73
Impersonation	174	133	0.76
Welfare Fraud	9	9	1.00
Wire Fraud	15	13	0.87
Pocket-picking	41	26	0.63
Purse-snatching	121	73	0.60



<b>Offense Type</b>	<b>Number of Incidents</b>	<b>Number of Known Offenders</b>	<b>Average Number of Known Offenders</b>
Shoplifting	3,293	3,724	1.13
Theft From Building	2,982	1,861	0.62
Theft From Coin Operated Machine or Device	220	123	0.56
Theft From Motor Vehicle	6,311	2,040	0.32
Theft of Motor Vehicle Parts/Accessories	2,379	830	0.35
All Other Larceny	10,875	6,180	0.57
Motor Vehicle Theft	3,516	2,021	0.57
Robbery	615	779	1.27
Stolen Property Offenses	354	458	1.29
Drug/Narcotic Violations	3,633	4,321	1.19
Drug Equipment Violations	140	167	1.19
Operating/Promoting/Assisting Gambling	1	1	1.00
Pornography/Obscene Material	25	24	0.96
Prostitution	133	196	1.47
Assisting or Promoting Prostitution	74	140	1.89
Weapon Law Violations	752	832	1.11
Others	6	6	1.00

**NOTES:**

**Number of Known Offenders per Incident** - Known means at least one characteristic (age, sex or race) of offender was reported.

**Number of Known Offenders** - Offenders of more than one offense are included in each appropriate category.

## Offender Race versus Victim Race, Violent Crime

2002

VICTIM'S RACE	Offender Race, Percent				
	White	Black	American Indian/ Alaskan Native	Asian/ Pacific Islander	Unknown Race
<b>Black</b>	18.0	77.0	0.0	0.0	4.0
<b>Unknown Race</b>	57.0	22.0	0.0	0.0	22.0
<b>White</b>	75.0	18.0	0.0	0.0	7.0
<b>American Indian/ Alaskan Native</b>	100.0	0.0	0.0	0.0	0.0
<b>Asian/ Pacific Islander</b>	50.0	0.0	0.0	0.0	50.0

**NOTES**

***Violent crimes*** are murder, forcible sex offenses, assault offenses, kidnapping/abduction and robbery (a violent crime against property.)

The race of offenders victimizing more than one person is included in each appropriate category. Because of rounding percentages, this table may not add to 100.

# Number of Persons Arrested: Types of Weapons Possessed, Offenses

2002

		Club/Black-Jack/ Brass Knuckles	Firearm-Type Not Stated	Handgun	Lethal Cutting Instrument	Other Firearm	Rifle	Shotgun	Unarmed	Total
Crimes Against Persons	ASSAULT OFFENSES	55	27	109	157	10	37	25	7,802	8,222
	HOMICIDE OFFENSES	1	2	6	1	1	3	1	54	69
	KIDNAPING/ABDUCTION	0	0	2	1	0	1	0	36	40
	SEX OFFENSES, FORCIBLE	0	0	0	3	0	0	0	173	176
	SEX OFFENSES, NONFORCIBLE	0	0	0	0	0	0	0	42	42
	<b>Total</b>	<b>56</b>	<b>29</b>	<b>117</b>	<b>162</b>	<b>11</b>	<b>41</b>	<b>26</b>	<b>8,107</b>	<b>8,549</b>
Crimes Against Property	ARSON	0	1	0	0	0	0	1	75	77
	BURGLARY/BREAKING & ENTERING	4	4	9	2	0	3	0	859	881

		Club/Black-Jack/ Brass Knuckles	Firearm-Type Not Stated	Handgun	Lethal Cutting Instrument	Other Firearm	Rifle	Shotgun	Unarmed	<b>Total</b>
Crimes Against Property	COUNTERFEITING/FOR GERY	0	0	0	2	0	0	0	475	477
	DESTRUCTION/DAMAGE /VANDALISM OF PROPERTY	2	0	4	10	0	0	0	989	1,005
	EMBEZZLEMENT	0	0	0	0	0	0	0	96	96
	EXTORTION/BLACKMAIL	0	0	0	0	0	0	0	3	3
	FRAUD OFFENSES	0	0	0	2	0	0	1	439	442
	LARCENY/THEFT OFFENSES	0	2	3	19	2	0	2	3,478	3,506
	MOTOR VEHICLE THEFT	1	0	1	2	0	0	0	362	366
	ROBBERY	1	4	12	6	0	0	2	126	151
	STOLEN PROPERTY OFFENSES	0	0	9	2	4	2	0	219	236
	<b>Total</b>	<b>8</b>	<b>11</b>	<b>38</b>	<b>45</b>	<b>6</b>	<b>5</b>	<b>6</b>	<b>7,121</b>	<b>7,240</b>

		Club/Black-Jack/ Brass Knuckles	Firearm-Type Not Stated	Handgun	Lethal Cutting Instrument	Other Firearm	Rifle	Shotgun	Unarmed	<b>Total</b>
Crimes Against Society	DRUG/NARCOTIC OFFENSES	<b>4</b>	<b>3</b>	<b>32</b>	<b>41</b>	<b>0</b>	<b>7</b>	<b>6</b>	<b>2,886</b>	<b>2,979</b>
	PORNOGRAPHY/OBSCE NE MATERIAL	<b>0</b>	<b>0</b>	<b>0</b>	<b>0</b>	<b>0</b>	<b>0</b>	<b>0</b>	<b>12</b>	<b>12</b>
	PROSTITUTION OFFENSES	<b>0</b>	<b>0</b>	<b>0</b>	<b>1</b>	<b>0</b>	<b>0</b>	<b>0</b>	<b>113</b>	<b>114</b>
	WEAPON LAW VIOLATIONS	<b>6</b>	<b>20</b>	<b>102</b>	<b>43</b>	<b>4</b>	<b>49</b>	<b>18</b>	<b>163</b>	<b>405</b>
	<b>Total</b>	<b>10</b>	<b>23</b>	<b>134</b>	<b>85</b>	<b>4</b>	<b>56</b>	<b>24</b>	<b>3,174</b>	<b>3,510</b>
<b>Total</b>	<b>74</b>	<b>63</b>	<b>289</b>	<b>292</b>	<b>21</b>	<b>102</b>	<b>56</b>	<b>18,402</b>	<b>19,299</b>	

# Group "B" Arrestee Count and Offenses

2002

<u>Offense Description</u>	<u>Number of Arrests/Offense</u>
Bad Checks	1,186
Curfew/Loitering/Vagrancy Violations	207
Disorderly Conduct	1,146
Driving Under The Influence	6,246
Drunkenness	5,688
Family Offenses (Nonviolent)	107
Liquor Law Violations	3,262
Peeping Tom	1
Runaway	74
Trespass of Real Property	616
All Other Offenses	12,842
<b>Total Group "B" Arrests</b>	<b>31,375</b>

# SECTION II

## JURISDICTIONAL REPORTING

The individual jurisdictional figures are shown in subsequent tables addressing cities, counties, universities and colleges and other law enforcement agencies. There are three sets of tables: one shows the number of incidents, offenses, victims and offenders recorded for each jurisdiction; the others, the age and sex of victims and of offenders for crimes against persons and property.

Due to the many factors than can affect the volume and type of crimes to vary from place to place, care must be exercised in making any comparisons among agencies. Population size is the only crime correlate used in this publication. While other factors are of equal concern, no attempt is made to relate them to the data presented in this document.

# Number of Criminal Incidents, Offenses, Persons Victimized and Offenders Known to Law Enforcement

2002

COUNTY	AGENCY	Population	Incidents	Offenses	Victims	Offenders
	INTERACT TEST	0	1	1	1	1
		<u>0</u>	<u>1</u>	<u>1</u>	<u>1</u>	<u>1</u>

## Barbour

	Barbour Co SO	10,861	24	25	20	15
	Belington PD	1,782	11	17	15	15
	Philippi PD	2,859	133	148	102	97
	DNR - 1 - Barbour	0	5	5	0	5
	Philippi SP	0	159	198	162	113
		<u>15,502</u>	<u>332</u>	<u>393</u>	<u>299</u>	<u>245</u>

## Berkeley

	Berkeley Co SO	60,716	553	576	432	334
	Martinsburg PD	14,918	1,998	2,816	1,779	2,008
	DNR - 2 - Berkeley	0	7	7	0	7
	tf EASTERN PANHANDLE DRUG & VIC	0	1	1	0	1
	Martinsburg SP	0	1,628	1,970	1,582	1,165
		<u>75,634</u>	<u>4,187</u>	<u>5,370</u>	<u>3,793</u>	<u>3,515</u>



# Number of Criminal Incidents, Offenses, Persons Victimized and Offenders Known to Law Enforcement

2002

COUNTY	AGENCY	Population	Incidents	Offenses	Victims	Offenders
<b><u>Boone</u></b>						
	Boone Co SO	21,711	115	118	101	74
	Madison PD	2,667	49	71	56	39
	Danville PD	548	67	94	62	73
	Sylvester PD	326	2	2	2	0
	FIRE MARSHAL - Boone	0	9	15	10	14
	Danville SP	0	327	355	274	191
	Whitesville SP	0	131	214	169	209
		<b>25,252</b>	<b>700</b>	<b>869</b>	<b>674</b>	<b>600</b>
<b><u>Braxton</u></b>						
	Braxton Co SO	12,265	125	193	153	193
	Sutton PD	1,008	16	19	14	19
	Burnsville PD	479	3	4	1	4
	DNR - 3 - Braxton	0	1	1	0	1
	FIRE MARSHAL - Braxton	0	4	7	4	7
	Sutton SP	0	274	350	215	194
		<b>13,752</b>	<b>423</b>	<b>574</b>	<b>387</b>	<b>418</b>
<b><u>Brooke</u></b>						
	Brooke Co SO	14,519	251	264	168	263
	Follansbee PD	3,104	91	105	81	105
	Wellsburg PD	2,880	52	52	48	22
	DNR - 1 - Brooke	0	4	4	0	4
	FIRE MARSHAL - Brooke	0	2	2	1	2
	Wellsburg SP	0	51	63	43	56
		<b>20,503</b>	<b>450</b>	<b>490</b>	<b>341</b>	<b>452</b>

# Number of Criminal Incidents, Offenses, Persons Victimized and Offenders Known to Law Enforcement

2002

COUNTY	AGENCY	Population	Incidents	Offenses	Victims	Offenders
<b><u>Cabell</u></b>						
	Cabell Co SO	43,896	1,308	1,490	1,125	617
	Barboursville PD	3,172	480	705	289	446
	Huntington PD	51,292	5,750	6,167	4,898	2,922
	Milton PD	2,198	80	89	74	49
	Marshall Univ Police	0	252	359	182	351
	DNR - 5 - Cabell	0	5	5	0	5
	FIRE MARSHAL - Cabell	0	11	13	7	13
	Huntington SP	0	670	832	492	543
		<u>100,558</u>	<u>8,438</u>	<u>9,660</u>	<u>7,067</u>	<u>4,946</u>
<b><u>Calhoun</u></b>						
	Calhoun Co SO	6,992	13	14	13	8
	Grantsville PD	563	1	1	0	1
	DNR - 6 - Calhoun	0	2	2	0	2
	Grantsville SP	0	114	183	148	106
		<u>7,555</u>	<u>130</u>	<u>200</u>	<u>161</u>	<u>117</u>
<b><u>Clay</u></b>						
	Clay Co SO	9,702	6	6	6	6
	DNR - 3 - Clay	0	1	1	0	1
	FIRE MARSHAL - Clay	0	7	15	15	15
	Clay SP	0	182	231	189	123
		<u>9,702</u>	<u>196</u>	<u>253</u>	<u>210</u>	<u>145</u>

# Number of Criminal Incidents, Offenses, Persons Victimized and Offenders Known to Law Enforcement

2002

COUNTY	AGENCY	Population	Incidents	Offenses	Victims	Offenders
<b><u>Doddridge</u></b>						
	West Union PD	803	19	22	14	7
	West Union SP	0	117	144	108	75
		<b>803</b>	<b>136</b>	<b>166</b>	<b>122</b>	<b>82</b>
<b><u>Fayette</u></b>						
	Fayette Co SO	31,183	716	923	711	697
	Ansted PD	1,571	29	31	24	25
	Fayetteville PD	2,744	70	79	41	40
	Montgomery PD	1,935	70	72	59	30
	Mount Hope PD	1,482	123	149	104	149
	Oak Hill PD	7,562	108	138	98	60
	Smithers PD	900	23	28	18	10
	WVU Tech-Security	0	28	49	33	47
	DNR - 4 - Fayette	0	2	2	1	2
	Gauley Bridge PD	735	1	1	0	0
	FIRE MARSHAL - Fayette	0	8	9	8	9
	Gauley Bridge SP	0	126	152	127	93
	Oak Hill SP	0	267	292	239	127
	Turnpike - Fayette	0	27	31	1	30
		<b>48,112</b>	<b>1,495</b>	<b>1,956</b>	<b>1,464</b>	<b>1,319</b>

# Number of Criminal Incidents, Offenses, Persons Victimized and Offenders Known to Law Enforcement

2002

COUNTY	AGENCY	Population	Incidents	Offenses	Victims	Offenders
<b><u>Gilmer</u></b>						
	Gilmer Co SO	5,596	86	92	78	39
	Glenville PD	1,539	39	55	48	55
	Glenville State College	0	6	6	5	2
	Glenville SP	0	79	83	60	53
		<b>7,135</b>	<b>210</b>	<b>236</b>	<b>191</b>	<b>149</b>
<b><u>Grant</u></b>						
	Grant Co SO	8,547	123	135	109	135
	Petersburg PD	2,414	37	41	30	14
	DNR - 2 - Grant	0	5	5	2	5
	FIRE MARSHAL - GRANT	0	3	3	2	3
	tf POTOMAC HIGHLANDS DRUG & VI	0	1	3	0	3
	Petersburg SP	0	45	65	44	65
		<b>10,961</b>	<b>214</b>	<b>252</b>	<b>187</b>	<b>225</b>
<b><u>Greenbrier</u></b>						
	Greenbrier Co SO	24,392	155	168	118	90
	Lewisburg PD	3,611	196	233	78	226
	Ronceverte PD	1,552	66	115	71	114
	White Sulfur Springs PD	2,307	9	11	10	10
	DNR - 4 - Greenbrier	0	6	6	1	6
	Lewisburg SP	0	249	259	222	130
	Rainelle SP	0	87	114	89	44
		<b>31,862</b>	<b>768</b>	<b>906</b>	<b>589</b>	<b>620</b>

# Number of Criminal Incidents, Offenses, Persons Victimized and Offenders Known to Law Enforcement

2002

COUNTY	AGENCY	Population	Incidents	Offenses	Victims	Offenders
<b><u>Hampshire</u></b>						
	Hampshire Co SO	17,999	178	324	270	248
	Romney PD	1,933	42	54	38	33
	DNR - 2 - Hampshire	0	2	2	0	2
	Capon Bridge PD	199	8	10	6	4
	FIRE MARSHAL - Hampshire	0	2	2	2	2
	Romney SP	0	499	702	584	672
		20,131	718	1,094	900	961
<b><u>Hancock</u></b>						
	Hancock Co SO	12,406	1	1	1	1
	Weirton PD	20,338	947	959	739	953
	New Cumberland PD	1,096	57	57	45	35
	DNR - 1 - Hancock	0	2	2	0	2
	FIRE MARSHAL - Hancock	0	9	10	10	10
	New Cumberland SP	0	9	9	9	9
		33,840	1,025	1,038	804	1,010
<b><u>Hardy</u></b>						
	Hardy Co SO	10,012	56	83	62	42
	Moorefield PD	2,366	104	162	129	134
	Wardensville PD	245	9	10	8	9
	DNR - 2 - Hardy	0	4	4	0	4
	FIRE MARSHAL - Hardy	0	2	2	2	2
	Moorefield SP	0	160	261	217	261
		12,623	335	522	418	452

# Number of Criminal Incidents, Offenses, Persons Victimized and Offenders Known to Law Enforcement

2002

COUNTY	AGENCY	Population	Incidents	Offenses	Victims	Offenders
<b><u>Harrison</u></b>						
	Harrison Co SO	34,405	609	842	699	564
	Bridgeport PD	7,280	385	510	269	282
	Clarksburg PD	16,683	869	1,047	875	846
	Salem PD	1,999	45	47	40	21
	Shinnston PD	2,287	84	93	56	93
	Stonewood PD	1,809	60	60	55	22
	Nutter Fort PD	1,680	48	74	38	68
	Lumberport PD	933	9	9	6	9
	West Milford PD	648	2	2	1	0
	DNR - 1 - Harrison	0	5	5	0	5
	FIRE MARSHAL - Harrison	0	13	14	12	14
	Bridgeport SP	0	364	443	372	440
		<b>67,724</b>	<b>2,492</b>	<b>3,146</b>	<b>2,423</b>	<b>2,364</b>
<b><u>Jackson</u></b>						
	Jackson Co SO	20,631	367	439	365	394
	Ravenswood PD	4,017	106	109	95	55
	Ripley PD	3,252	150	159	122	66
	DNR - 6 - Jackson	0	8	8	0	8
	FIRE MARSHAL - Jackson	0	2	2	2	2
	Ripley SP	0	145	164	146	164
		<b>27,900</b>	<b>778</b>	<b>881</b>	<b>730</b>	<b>689</b>

# Number of Criminal Incidents, Offenses, Persons Victimized and Offenders Known to Law Enforcement

2002

COUNTY	AGENCY	Population	Incidents	Offenses	Victims	Offenders
<b>Jefferson</b>						
	Jefferson Co SO	34,055	353	451	391	348
	Charles Town PD	2,896	33	39	31	39
	DNR - 2 - Jefferson	0	13	13	2	13
	Shepherd College	0	39	39	24	37
	FIRE MARSHAL - Jefferson	0	1	1	1	1
	Kearneysville SP	0	785	891	692	538
		<b>36,951</b>	<b>1,224</b>	<b>1,434</b>	<b>1,141</b>	<b>976</b>

# Number of Criminal Incidents, Offenses, Persons Victimized and Offenders Known to Law Enforcement

2002

COUNTY	AGENCY	Population	Incidents	Offenses	Victims	Offenders
<b><u>Kanawha</u></b>						
	Kanawha Co SO	97,688	3,981	5,303	4,332	3,372
	Belle PD	1,255	13	16	15	8
	Charleston PD	53,230	7,613	11,259	8,540	7,439
	Dunbar PD	8,125	498	565	470	292
	Nitro PD	6,799	410	488	327	246
	St Albans PD	11,526	534	546	448	483
	South Charleston PD	13,342	84	187	129	139
	Chesapeake PD	1,637	42	45	39	21
	Marmet PD	1,687	20	20	15	0
	East Bank PD	929	27	27	24	13
	Glasgow PD	780	5	5	2	1
	Clendenin PD	1,112	36	42	33	24
	Pratt PD	549	9	9	5	9
	Handley PD	361	2	3	3	3
	WVSC Security	0	120	147	99	76
	DNR - 5 - Kanawha	0	3	3	0	3
	FIRE MARSHAL - Kanawha	0	16	23	22	23
	Kanawha Co Parks	0	26	46	15	32
	Quincy SP	0	451	557	427	235
	So Charleston SP	0	1,078	1,194	1,006	332
	Turnpike - Kanawha	0	45	77	27	70
		199,020	15,009	20,562	15,978	12,821



# Number of Criminal Incidents, Offenses, Persons Victimized and Offenders Known to Law Enforcement

2002

COUNTY	AGENCY	Population	Incidents	Offenses	Victims	Offenders
<b><u>Lewis</u></b>						
	Lewis Co SO	12,557	115	171	152	154
	Weston PD	4,301	42	49	40	49
	DNR - 3 - Lewis	0	9	9	0	9
	FIRE MARSHAL - Lewis	0	1	1	1	1
	Weston SP	0	176	235	148	235
		<b>16,858</b>	<b>343</b>	<b>465</b>	<b>341</b>	<b>448</b>
<b><u>Lincoln</u></b>						
	Lincoln Co SO	20,914	27	28	19	13
	Hamlin PD	1,115	2	5	3	4
	FIRE MARSHAL - LINCOLN	0	1	1	1	1
	Hamlin SP	0	692	824	665	504
		<b>22,029</b>	<b>722</b>	<b>858</b>	<b>688</b>	<b>522</b>
<b><u>Logan</u></b>						
	Logan Co SO	33,261	228	237	173	171
	Logan PD	1,624	358	442	239	442
	Man PD	767	37	39	24	39
	Chapmanville PD	1,207	110	152	90	146
	DNR - 5 - Logan	0	7	7	0	7
	West Logan PD	416	11	12	9	4
	FIRE MARSHAL - Logan	0	5	7	6	7
	Logan SP	0	1,391	1,778	1,362	1,777
		<b>37,275</b>	<b>2,139</b>	<b>2,674</b>	<b>1,903</b>	<b>2,593</b>

# Number of Criminal Incidents, Offenses, Persons Victimized and Offenders Known to Law Enforcement

2002

COUNTY	AGENCY	Population	Incidents	Offenses	Victims	Offenders
<b><u>McDowell</u></b>						
	Mc Dowell Co SO	20,194	568	723	558	723
	War PD	785	105	158	129	158
	Welch PD	2,673	244	261	192	145
	North Fork PD	517	11	12	9	12
	Davy PD	371	5	5	3	4
	DNR - 4 - McDowell	0	6	7	6	7
	FIRE MARSHAL - McDOWELL	0	1	1	1	1
	Bradshaw PD	288	10	17	10	15
	Welch SP	0	132	136	127	54
		24,828	1,082	1,320	1,035	1,119

## **Marion**

	Marion Co SO	30,482	344	419	343	287
	Fairmont PD	19,028	1,177	1,438	1,197	684
	Mannington PD	2,116	22	29	21	29
	Rivesville PD	909	1	1	1	1
	Monongah PD	935	1	1	1	1
	Fairview PD	433	1	1	1	1
	Grant Town PD	654	2	2	2	0
	DNR - 1 - Marion	0	4	4	0	4
	Fairmont Campus Police	0	105	136	102	131
	FIRE MARSHAL - MARION	0	2	2	2	2
	Fairmont SP	0	268	309	248	309
		54,557	1,927	2,342	1,918	1,449

# Number of Criminal Incidents, Offenses, Persons Victimized and Offenders Known to Law Enforcement

2002

COUNTY	AGENCY	Population	Incidents	Offenses	Victims	Offenders
<b><u>Marshall</u></b>						
	Marshall Co SO	18,806	574	788	668	482
	Benwood PD	1,580	30	38	25	37
	Cameron PD	1,208	16	21	10	16
	Glen Dale PD	1,547	67	76	44	31
	Mc Mechen PD	1,930	18	20	19	7
	Moundsville PD	9,962	565	741	582	741
	DNR - 1 - Marshall	0	3	3	0	3
	Moundsville SP	0	130	163	139	163
		35,033	1,403	1,850	1,487	1,480
<b><u>Mason</u></b>						
	Mason Co SO	17,657	215	216	194	146
	Point Pleasant PD	4,620	455	548	427	548
	New Haven PD	1,554	45	51	50	23
	Mason PD	1,061	34	34	21	20
	Henderson PD	324	1	4	2	4
	Hartford PD	517	5	5	4	2
	DNR - 5 - Mason	0	3	3	0	3
	FIRE MARSHAL - Mason	0	8	10	9	10
	Point Pleasant SP	0	176	209	137	208
		25,733	933	1,080	844	964

# Number of Criminal Incidents, Offenses, Persons Victimized and Offenders Known to Law Enforcement

2002

COUNTY	AGENCY	Population	Incidents	Offenses	Victims	Offenders
<b><u>Mercer</u></b>						
	Mercer Co SO	43,181	1,644	2,227	1,745	2,226
	Athens PD	1,099	9	11	9	3
	Bluefield PD	11,410	889	1,281	1,000	1,278
	Princeton PD	6,324	974	1,363	881	1,363
	Matoaka PD	316	10	10	8	10
	Bramwell PD	424	3	4	3	2
	Concord College Security	0	49	81	64	42
	Bluefield College	0	13	13	5	1
	DNR - 4 - Mercer	0	3	4	2	4
	Princeton SP	0	857	993	766	523
	Turnpike - Mercer	0	15	18	5	17
		<b>62,754</b>	<b>4,466</b>	<b>6,005</b>	<b>4,488</b>	<b>5,469</b>

<b><u>Mineral</u></b>						
	Mineral Co SO	19,927	136	144	122	135
	Keyser PD	5,284	337	409	319	409
	Piedmont PD	1,011	43	53	42	53
	Potomac State College Police	0	51	63	40	35
	DNR - 2 - Mineral	0	3	3	1	3
	Keyser SP	0	420	574	400	574
		<b>26,222</b>	<b>990</b>	<b>1,246</b>	<b>924</b>	<b>1,209</b>

# Number of Criminal Incidents, Offenses, Persons Victimized and Offenders Known to Law Enforcement

2002

COUNTY	AGENCY	Population	Incidents	Offenses	Victims	Offenders
<b><u>Mingo</u></b>						
	Mingo Co SO	23,159	42	47	46	46
	Gilbert PD	415	12	15	9	13
	Williamson PD	3,402	195	254	186	123
	DNR - 5 - Mingo	0	1	1	0	1
	FIRE MARSHAL - MINGO	0	2	2	2	2
	Williamson SP	0	289	391	308	391
	Gilbert SP	0	190	230	178	230
		<b>26,976</b>	<b>731</b>	<b>940</b>	<b>729</b>	<b>806</b>

## **Monongalia**

	Monongalia Co SO	48,797	815	1,201	917	783
	Morgantown PD	26,713	2,216	3,036	2,281	1,280
	Star City PD	1,361	66	91	52	84
	Westover PD	3,927	209	339	242	252
	West Virginia University -Police	0	440	549	269	221
	DNR - 1 - Monongalia	0	3	3	0	3
	Granville PD	0	5	7	7	7
	FIRE MARSHAL - Monongalia	0	10	10	8	9
	Morgantown SP	0	1,068	1,363	1,059	762
		<b>80,798</b>	<b>4,796</b>	<b>6,599</b>	<b>4,835</b>	<b>3,401</b>

# Number of Criminal Incidents, Offenses, Persons Victimized and Offenders Known to Law Enforcement

2002

COUNTY	AGENCY	Population	Incidents	Offenses	Victims	Offenders
<b>Monroe</b>						
	Monroe Co SO	13,874	128	138	134	138
	Alderson PD	1,088	16	22	9	18
	Peterstown PD	497	9	9	5	2
	DNR - 4 - Monroe	0	3	3	1	3
	Union SP	0	174	217	166	156
		<b>15,459</b>	<b>330</b>	<b>389</b>	<b>315</b>	<b>317</b>

## **Morgan**

	Morgan Co SO	13,707	286	327	276	327
	DNR - 2 - Morgan	0	1	1	0	1
	Berkeley Springs SP	0	220	239	197	239
		<b>13,707</b>	<b>507</b>	<b>567</b>	<b>473</b>	<b>567</b>

## **Nicholas**

	Nicholas Co SO	20,716	921	1,379	1,030	933
	Richwood PD	2,468	45	58	35	58
	Summersville PD	3,283	276	425	206	423
	CENTRAL WV DRUG TF	0	1	1	0	1
	Richwood SP	0	81	121	85	121
	Summersville SP	0	177	253	191	248
		<b>26,467</b>	<b>1,501</b>	<b>2,237</b>	<b>1,547</b>	<b>1,784</b>

## **Ohio**

	Ohio Co SO	11,051	200	436	374	381
	West Liberty College	0	49	50	49	8
	Wheeling SP	0	157	176	124	121
		<b>11,051</b>	<b>406</b>	<b>662</b>	<b>547</b>	<b>510</b>

# Number of Criminal Incidents, Offenses, Persons Victimized and Offenders Known to Law Enforcement

2002

COUNTY	AGENCY	Population	Incidents	Offenses	Victims	Offenders
<b><u>Pendleton</u></b>						
	Pendleton Co SO	8,167	4	4	1	4
	FIRE MARSHAL - PENDLETON	0	1	1	1	1
	Franklin SP	0	137	218	149	178
		8,167	142	223	151	183

## **Pleasants**

	Pleasants Co SO	5,477	21	22	17	18
	St Marys PD	2,010	34	37	28	26
	St Marys SP	0	51	57	40	34
		7,487	106	116	85	78

## **Pocahontas**

	Pocahontas Co SO	7,899	195	305	233	202
	Marlinton PD	1,200	34	48	38	28
	DNR - 3 - Pocahontas	0	7	7	0	7
	FIRE MARSHAL - POCAHONTAS	0	3	3	3	3
	Marlinton SP	0	209	349	245	349
		9,099	448	712	519	589

# Number of Criminal Incidents, Offenses, Persons Victimized and Offenders Known to Law Enforcement

2002

COUNTY	AGENCY	Population	Incidents	Offenses	Victims	Offenders
<b><u>Preston</u></b>						
	Preston Co SO	23,075	281	447	346	396
	Kingwood PD	2,933	10	12	12	11
	Terra Alta PD	1,451	38	40	30	21
	Rowlesburg PD	611	7	19	13	19
	DNR - 1 - Preston	0	5	5	0	5
	FIRE MARSHAL - PRESTON	0	1	2	1	2
	Kingwood SP	0	234	276	213	276
		<b>28,070</b>	<b>576</b>	<b>801</b>	<b>615</b>	<b>730</b>
<b><u>Putnam</u></b>						
	Putnam Co SO	40,771	1,575	1,734	1,422	1,734
	Hurricane PD	5,204	198	207	143	97
	Winfield PD	1,851	68	88	67	51
	Eleanor PD	1,341	17	18	12	5
	DNR - 5 - Putnam	0	1	1	0	1
	FIRE MARSHAL - PUTNAM	0	6	8	4	8
	Winfield SP	0	158	252	208	110
	Teays Valley SP	0	198	245	192	137
		<b>49,167</b>	<b>2,221</b>	<b>2,553</b>	<b>2,048</b>	<b>2,143</b>



# Number of Criminal Incidents, Offenses, Persons Victimized and Offenders Known to Law Enforcement

2002

COUNTY	AGENCY	Population	Incidents	Offenses	Victims	Offenders
<b><u>Raleigh</u></b>						
	Raleigh Co SO	58,815	2,739	3,182	2,603	1,864
	Beckley PD	17,193	2,769	4,341	2,460	4,188
	Sophia PD	1,297	7	7	6	5
	Rhodell PD	233	5	7	5	4
	DNR - 4 - Raleigh	0	3	3	1	3
	FIRE MARSHAL - Raleigh	0	5	5	5	5
	Beckley SP	0	642	892	630	474
	Turnpike - Raleigh	0	58	62	12	50
		<b>77,538</b>	<b>6,228</b>	<b>8,499</b>	<b>5,722</b>	<b>6,593</b>
<b><u>Randolph</u></b>						
	Randolph Co SO	21,155	116	137	108	83
	Elkins PD	7,006	759	947	722	439
	DNR - 3 - Randolph	0	3	3	0	3
	Elkins SP	0	766	945	657	663
		<b>28,161</b>	<b>1,644</b>	<b>2,032</b>	<b>1,487</b>	<b>1,188</b>
<b><u>Ritchie</u></b>						
	Ritchie Co SO	7,276	132	176	153	103
	DNR - 6 - Ritchie	0	1	1	0	1
	FIRE MARSHAL - Ritchie	0	1	1	1	1
	Harrisville SP	0	194	232	155	230
		<b>7,276</b>	<b>328</b>	<b>410</b>	<b>309</b>	<b>335</b>

# Number of Criminal Incidents, Offenses, Persons Victimized and Offenders Known to Law Enforcement

2002

COUNTY	AGENCY	Population	Incidents	Offenses	Victims	Offenders
<b><u>Roane</u></b>						
	Roane Co SO	13,048	324	426	312	281
	Spencer PD	2,344	217	252	199	153
	DNR - 6 - Roane	0	1	1	0	1
	Spencer SP	0	111	118	95	57
		<b>15,392</b>	<b>554</b>	<b>797</b>	<b>606</b>	<b>492</b>

## **Summers**

	Summers Co SO	10,083	47	60	49	57
	Hinton PD	2,869	130	162	131	162
	DNR - 4 - Summers	0	3	3	1	3
	Hinton SP	0	138	164	144	94
		<b>12,952</b>	<b>318</b>	<b>389</b>	<b>325</b>	<b>316</b>

## **Taylor**

	Taylor Co SO	10,561	32	34	28	10
	Grafton PD	5,470	79	79	53	43
	FIRE MARSHAL - Taylor	0	2	3	3	3
	Grafton SP	0	73	75	64	42
		<b>16,031</b>	<b>186</b>	<b>191</b>	<b>148</b>	<b>98</b>

## **Tucker**

	Tucker Co SO	5,837	109	144	103	102
	DNR - 1 - Tucker	0	2	2	0	2
	Parsons SP	0	137	157	111	95
		<b>5,837</b>	<b>248</b>	<b>303</b>	<b>214</b>	<b>199</b>

# Number of Criminal Incidents, Offenses, Persons Victimized and Offenders Known to Law Enforcement

2002

COUNTY	AGENCY	Population	Incidents	Offenses	Victims	Offenders
<b><u>Tyler</u></b>						
	Tyler Co SO	7,058	126	203	147	121
	Paden City PD	2,849	15	15	13	15
	Sistersville PD	1,583	6	6	6	3
		<u>11,490</u>	<u>147</u>	<u>224</u>	<u>166</u>	<u>139</u>
<b><u>Upshur</u></b>						
	Upshur Co SO	17,616	179	195	166	147
	Buckhannon PD	5,705	203	289	198	289
	DNR - 3 - Upshur Co	0	2	2	0	2
	Buckhannon SP	0	231	307	236	210
		<u>23,321</u>	<u>615</u>	<u>793</u>	<u>600</u>	<u>648</u>
<b><u>Wayne</u></b>						
	Wayne Co SO	31,571	587	636	592	476
	Ceredo PD	1,669	80	85	66	40
	Kenova PD	3,473	326	334	289	126
	Wayne PD	1,101	50	51	46	30
	DNR - 5 - Wayne	0	3	3	0	3
	FIRE MARSHAL - Wayne	0	12	20	15	20
	Wayne SP	0	586	760	605	491
		<u>37,814</u>	<u>1,556</u>	<u>1,889</u>	<u>1,613</u>	<u>1,186</u>
<b><u>Webster</u></b>						
	DNR - 3 - Webster	0	20	20	1	20
	Upperglade SP	0	274	393	293	393
			<u>294</u>	<u>413</u>	<u>294</u>	<u>413</u>

# Number of Criminal Incidents, Offenses, Persons Victimized and Offenders Known to Law Enforcement

2002

COUNTY	AGENCY	Population	Incidents	Offenses	Victims	Offenders
<b><u>Wetzel</u></b>						
	Wetzel Co SO	9,392	43	48	44	29
	New Martinsville PD	5,963	255	280	222	125
	DNR - 1 - Wetzel	0	1	1	0	1
	FIRE MARSHAL - WETZEL	0	1	1	1	1
	Paden City SP	0	92	113	75	110
	Hundred SP	0	82	90	68	77
		15,355	472	533	410	343
<b><u>Wirt</u></b>						
	FIRE MARSHAL - Wirt	0	4	5	5	5
	Elizabeth SP	0	97	139	122	139
			101	144	127	144
<b><u>Wood</u></b>						
	Wood Co SO	40,884	1,443	2,098	1,695	1,355
	Parkersburg PD	32,980	2,382	2,850	2,081	1,657
	Vienna PD	10,822	551	759	462	738
	Williamstown PD	2,985	84	89	63	27
	DNR - 6 - Wood	0	2	2	0	2
	Parkersburg SP	0	374	411	342	411
		87,671	4,836	6,209	4,643	4,190

# Number of Criminal Incidents, Offenses, Persons Victimized and Offenders Known to Law Enforcement

2002

COUNTY	AGENCY	Population	Incidents	Offenses	Victims	Offenders
<b>Wyoming</b>						
	Wyoming Co SO	21,596	183	183	178	100
	Mullens PD	1,763	20	21	16	11
	Pineville PD	712	66	66	46	40
	Oceana PD	1,545	141	147	72	128
	FIRE MARSHAL - Wyoming	0	4	5	4	5
	Jesse SP	0	91	117	96	64
		<b>25,616</b>	<b>503</b>	<b>539</b>	<b>412</b>	<b>348</b>
<b>Grand Total:</b>			<b>78,151</b>	<b>107,007</b>	<b>80,448</b>	<b>75,100</b>

# Age and Sex of Victims Known to Law Enforcement, Crimes Against Persons and Crimes Against Property

2002

**NOTE:**

See Appendix for list and definitions of offenses.  
Larceny includes Motor Vehicle Theft

VICTIMS			Crimes Against Persons					Crimes Against Property				Total
			Assault Offenses	Forcible Sex Offenses	Murder	Other Crimes Against Persons	Total	Burglary/ B&E	Larceny	Other Crimes Against Property	Total	
	INTERACT TEST	Adult Male	0	0	1	0	1	0	0	0	0	1
		<b>Total</b>	<b>0</b>	<b>0</b>	<b>1</b>	<b>0</b>	<b>1</b>	<b>0</b>	<b>0</b>	<b>0</b>	<b>0</b>	<b>1</b>
	<b>Total</b>		<b>0</b>	<b>0</b>	<b>1</b>	<b>0</b>	<b>1</b>	<b>0</b>	<b>0</b>	<b>0</b>	<b>0</b>	<b>1</b>
<u><b>Barbour County</b></u>	Barbour Co SO	Adult Female	5	0	0	0	5	3	0	2	5	10
		Adult Male	2	0	0	0	2	0	3	4	7	9
		<b>Total</b>	<b>7</b>	<b>0</b>	<b>0</b>	<b>0</b>	<b>7</b>	<b>3</b>	<b>3</b>	<b>6</b>	<b>12</b>	<b>19</b>
	Belington PD	Adult Female	4	0	0	0	4	0	1	0	1	5
		Adult Male	9	0	0	0	9	0	0	0	0	9
		<b>Total</b>	<b>13</b>	<b>0</b>	<b>0</b>	<b>0</b>	<b>13</b>	<b>0</b>	<b>1</b>	<b>0</b>	<b>1</b>	<b>14</b>
	Philippi PD	Adult Female	21	0	0	0	21	5	11	9	25	46
		Adult Male	15	0	0	0	15	4	9	17	30	45
		Juvenile Female	5	0	0	0	5	0	0	0	0	5
		Juvenile Male	1	0	0	0	1	0	0	0	0	1
		<b>Total</b>	<b>42</b>	<b>0</b>	<b>0</b>	<b>0</b>	<b>42</b>	<b>9</b>	<b>20</b>	<b>26</b>	<b>55</b>	<b>97</b>

			Crimes Against Persons					Crimes Against Property				Total
			Assault Offenses	Forcible Sex Offenses	Murder	Other Crimes Against Persons	Total	Burglary/B&E	Larceny	Other Crimes Against Property	Total	
<b><u>Barbour County</u></b>	Philippi SP	Adult Female	22	3	0	0	25	4	18	17	39	64
		Adult Male	16	0	2	0	18	11	15	28	54	72
		Juvenile Female	0	4	0	2	6	0	1	0	1	7
		Juvenile Male	6	0	0	0	6	0	0	0	0	6
		<b>Total</b>	<b>44</b>	<b>7</b>	<b>2</b>	<b>2</b>	<b>55</b>	<b>15</b>	<b>34</b>	<b>45</b>	<b>94</b>	<b>149</b>
	<b>Total</b>	<b>106</b>	<b>7</b>	<b>2</b>	<b>2</b>	<b>117</b>	<b>27</b>	<b>58</b>	<b>77</b>	<b>162</b>	<b>279</b>	
<b><u>Berkeley County</u></b>	Berkeley Co SO	Adult Female	28	1	0	0	29	18	79	33	130	159
		Adult Male	24	0	0	0	24	40	111	21	172	196
		Juvenile Female	2	2	0	0	4	0	3	0	3	7
		Juvenile Male	8	0	0	0	8	0	1	0	1	9
		<b>Total</b>	<b>62</b>	<b>3</b>	<b>0</b>	<b>0</b>	<b>65</b>	<b>58</b>	<b>194</b>	<b>54</b>	<b>306</b>	<b>371</b>
	Martinsburg PD		0	0	0	0	0	0	2	1	3	3
		Adult Female	250	3	0	0	253	55	239	114	408	661
		Adult Male	155	0	0	0	155	72	272	130	474	629
		Juvenile Female	36	10	0	4	50	0	11	1	12	62
		Juvenile Male	44	2	0	0	46	1	11	2	14	60
		<b>Total</b>	<b>485</b>	<b>15</b>	<b>0</b>	<b>4</b>	<b>504</b>	<b>128</b>	<b>535</b>	<b>248</b>	<b>911</b>	<b>1,415</b>
	Martinsburg SP		0	0	0	0	0	0	0	1	1	1
		Adult Female	243	6	2	1	252	79	160	151	390	642
Adult Male		113	2	0	3	118	122	201	153	476	594	

			Crimes Against Persons					Crimes Against Property				Total
			Assault Offenses	Forcible Sex Offenses	Murder	Other Crimes Against Persons	Total	Burglary/ B&E	Larceny	Other Crimes Against Property	Total	
<b><u>Berkeley County</u></b>	Martinsburg SP	Juvenile Female	29	26	0	4	59	1	3	3	7	66
		Juvenile Male	17	1	0	0	18	2	7	2	11	29
		<b>Total</b>	<b>402</b>	<b>35</b>	<b>2</b>	<b>8</b>	<b>447</b>	<b>204</b>	<b>371</b>	<b>310</b>	<b>885</b>	<b>1,332</b>
	<b>Total</b>	<b>949</b>	<b>53</b>	<b>2</b>	<b>12</b>	<b>1,016</b>	<b>390</b>	<b>1,100</b>	<b>612</b>	<b>2,102</b>	<b>3,118</b>	
<b><u>Boone County</u></b>	Boone Co SO	Adult Female	28	0	0	0	28	2	5	8	15	43
		Adult Male	13	0	0	0	13	7	13	11	31	44
		Juvenile Female	4	3	0	0	7	0	1	0	1	8
		Juvenile Male	2	1	0	0	3	0	1	0	1	4
		<b>Total</b>	<b>47</b>	<b>4</b>	<b>0</b>	<b>0</b>	<b>51</b>	<b>9</b>	<b>20</b>	<b>19</b>	<b>48</b>	<b>99</b>
	Danville PD	Adult Female	15	0	0	0	15	2	7	6	15	30
		Adult Male	9	0	0	0	9	0	1	6	7	16
		<b>Total</b>	<b>24</b>	<b>0</b>	<b>0</b>	<b>0</b>	<b>24</b>	<b>2</b>	<b>8</b>	<b>12</b>	<b>22</b>	<b>46</b>
	Danville SP	Adult Female	46	0	0	0	46	8	37	37	82	128
		Adult Male	36	0	0	0	36	16	48	29	93	129
		Juvenile Female	0	2	0	3	5	0	0	0	0	5
		Juvenile Male	4	0	0	0	4	0	0	0	0	4
		<b>Total</b>	<b>86</b>	<b>2</b>	<b>0</b>	<b>3</b>	<b>91</b>	<b>24</b>	<b>85</b>	<b>66</b>	<b>175</b>	<b>266</b>
	FIRE MARSHAL - Boone	Adult Male	0	0	0	0	0	0	0	1	1	1
		<b>Total</b>	<b>0</b>	<b>0</b>	<b>0</b>	<b>0</b>	<b>0</b>	<b>0</b>	<b>0</b>	<b>1</b>	<b>1</b>	<b>1</b>
Madison PD	Adult Female	2	0	0	0	2	3	8	4	15	17	



			Crimes Against Persons					Crimes Against Property				Total	
			Assault Offenses	Forcible Sex Offenses	Murder	Other Crimes Against Persons	Total	Burglary/B&E	Larceny	Other Crimes Against Property	Total		
<u>Boone County</u>	Madison PD	Adult Male	3	0	0	0	3	5	6	9	20	23	
		Juvenile Female	2	0	0	0	2	0	0	0	0	2	
		<b>Total</b>	<b>7</b>	<b>0</b>	<b>0</b>	<b>0</b>	<b>7</b>	<b>8</b>	<b>14</b>	<b>13</b>	<b>35</b>	<b>42</b>	
	Sylvester PD	Adult Female	0	0	0	0	0	0	0	1	1	1	
		Adult Male	0	0	0	0	0	1	0	0	1	1	
		<b>Total</b>	<b>0</b>	<b>0</b>	<b>0</b>	<b>0</b>	<b>0</b>	<b>1</b>	<b>0</b>	<b>1</b>	<b>2</b>	<b>2</b>	
	Whitesville SP	Adult Female	16	1	0	0	17	7	10	15	32	49	
		Adult Male	18	0	0	0	18	14	15	21	50	68	
		Juvenile Female	3	0	0	1	4	0	0	0	0	4	
		Juvenile Male	1	0	0	0	1	0	2	1	3	4	
		<b>Total</b>	<b>38</b>	<b>1</b>	<b>0</b>	<b>1</b>	<b>40</b>	<b>21</b>	<b>27</b>	<b>37</b>	<b>85</b>	<b>125</b>	
	<b>Total</b>			<b>202</b>	<b>7</b>	<b>0</b>	<b>4</b>	<b>213</b>	<b>65</b>	<b>154</b>	<b>149</b>	<b>368</b>	<b>581</b>
	<u>Braxton County</u>	Braxton Co SO	Adult Female	17	2	0	0	19	6	12	10	28	47
Adult Male			16	0	0	0	16	9	21	10	40	56	
Juvenile Female			3	2	0	3	8	0	0	1	1	9	
Juvenile Male			3	0	0	0	3	0	1	1	2	5	
<b>Total</b>			<b>39</b>	<b>4</b>	<b>0</b>	<b>3</b>	<b>46</b>	<b>15</b>	<b>34</b>	<b>22</b>	<b>71</b>	<b>117</b>	
Burnsville PD		Adult Female	1	0	0	0	1	0	0	0	0	1	
		<b>Total</b>	<b>1</b>	<b>0</b>	<b>0</b>	<b>0</b>	<b>1</b>	<b>0</b>	<b>0</b>	<b>0</b>	<b>0</b>	<b>1</b>	
Sutton PD		Adult Female	5	0	0	0	5	1	1	1	3	8	

			Crimes Against Persons					Crimes Against Property				Total	
			Assault Offenses	Forcible Sex Offenses	Murder	Other Crimes Against Persons	Total	Burglary/B&E	Larceny	Other Crimes Against Property	Total		
<u><b>Braxton County</b></u>	Sutton PD	Adult Male	2	0	0	0	2	1	0	0	1	3	
		Juvenile Female	3	0	0	0	3	0	0	0	0	3	
		<b>Total</b>	<b>10</b>	<b>0</b>	<b>0</b>	<b>0</b>	<b>10</b>	<b>2</b>	<b>1</b>	<b>1</b>	<b>4</b>	<b>14</b>	
	Sutton SP	Adult Female	28	1	0	0	29	10	22	19	51	80	
		Adult Male	12	0	0	0	12	10	45	37	92	104	
		Juvenile Female	5	3	0	1	9	1	1	1	3	12	
		Juvenile Male	2	0	0	0	2	0	0	0	0	2	
		<b>Total</b>	<b>47</b>	<b>4</b>	<b>0</b>	<b>1</b>	<b>52</b>	<b>21</b>	<b>68</b>	<b>57</b>	<b>146</b>	<b>198</b>	
	<b>Total</b>			<b>97</b>	<b>8</b>	<b>0</b>	<b>4</b>	<b>109</b>	<b>38</b>	<b>103</b>	<b>80</b>	<b>221</b>	<b>330</b>
	<u><b>Brooke County</b></u>	Brooke Co SO	Adult Female	22	1	0	0	23	11	18	8	37	60
Adult Male			16	0	0	0	16	17	14	18	49	65	
Juvenile Female			3	2	0	2	7	0	0	0	0	7	
Juvenile Male			1	0	0	0	1	0	1	1	2	3	
<b>Total</b>			<b>42</b>	<b>3</b>	<b>0</b>	<b>2</b>	<b>47</b>	<b>28</b>	<b>33</b>	<b>27</b>	<b>88</b>	<b>135</b>	
Follansbee PD		Adult Female	11	0	0	0	11	3	11	9	23	34	
		Adult Male	12	0	0	0	12	5	13	7	25	37	
		Juvenile Female	1	0	0	0	1	0	0	0	0	1	
		Juvenile Male	5	0	0	0	5	0	0	0	0	5	
		<b>Total</b>	<b>29</b>	<b>0</b>	<b>0</b>	<b>0</b>	<b>29</b>	<b>8</b>	<b>24</b>	<b>16</b>	<b>48</b>	<b>77</b>	
Wellsburg	Adult Female	11	0	0	0	11	0	8	5	13	24		

			Crimes Against Persons					Crimes Against Property				Total	
			Assault Offenses	Forcible Sex Offenses	Murder	Other Crimes Against Persons	Total	Burglary/B&E	Larceny	Other Crimes Against Property	Total		
<b><u>Brooke County</u></b>	Wellsburg PD	Adult Male	5	0	0	0	5	0	9	8	17	<b>22</b>	
		Juvenile Female	2	0	0	0	2	0	0	0	0	<b>2</b>	
		<b>Total</b>	<b>18</b>	<b>0</b>	<b>0</b>	<b>0</b>	<b>18</b>	<b>0</b>	<b>17</b>	<b>13</b>	<b>30</b>	<b>48</b>	
	Wellsburg SP	Adult Female	11	0	0	0	11	1	2	3	6	<b>17</b>	
		Adult Male	5	0	0	0	5	2	4	8	14	<b>19</b>	
		Juvenile Female	1	0	0	0	1	0	0	0	0	<b>1</b>	
		Juvenile Male	0	0	0	0	0	0	0	1	1	<b>1</b>	
		<b>Total</b>	<b>17</b>	<b>0</b>	<b>0</b>	<b>0</b>	<b>17</b>	<b>3</b>	<b>6</b>	<b>12</b>	<b>21</b>	<b>38</b>	
	<b>Total</b>			<b>106</b>	<b>3</b>	<b>0</b>	<b>2</b>	<b>111</b>	<b>39</b>	<b>80</b>	<b>68</b>	<b>187</b>	<b>298</b>
	<b><u>Cabell County</u></b>	Barboursville PD	Adult Female	31	1	0	0	32	6	50	35	91	<b>123</b>
Adult Male			14	0	0	0	14	2	34	40	76	<b>90</b>	
Juvenile Female			4	2	0	1	7	0	4	4	8	<b>15</b>	
Juvenile Male			4	0	0	2	6	1	2	1	4	<b>10</b>	
<b>Total</b>			<b>53</b>	<b>3</b>	<b>0</b>	<b>3</b>	<b>59</b>	<b>9</b>	<b>90</b>	<b>80</b>	<b>179</b>	<b>238</b>	
Cabell Co SO		Adult Female	8	4	0	1	13	29	218	204	451	<b>464</b>	
		Adult Male	16	0	0	1	17	36	251	228	515	<b>532</b>	
		Juvenile Female	2	0	0	3	5	0	14	3	17	<b>22</b>	
		Juvenile Male	4	2	0	0	6	0	8	0	8	<b>14</b>	
		<b>Total</b>	<b>30</b>	<b>6</b>	<b>0</b>	<b>5</b>	<b>41</b>	<b>65</b>	<b>491</b>	<b>435</b>	<b>991</b>	<b>1,032</b>	
FIRE	Adult Male	0	0	0	0	0	0	0	1	1	<b>1</b>		

		Crimes Against Persons					Crimes Against Property				Total	
		Assault Offenses	Forcible Sex Offenses	Murder	Other Crimes Against Persons	Total	Burglary/ B&E	Larceny	Other Crimes Against Property	Total		
<b><u>Cabell County</u></b>	FIRE MARSHAL	<b>Total</b>	<b>0</b>	<b>0</b>	<b>0</b>	<b>0</b>	<b>0</b>	<b>0</b>	<b>0</b>	<b>1</b>	<b>1</b>	<b>1</b>
	Huntington PD		0	0	0	0	0	0	0	1	1	1
		Adult Female	521	31	0	6	558	282	834	529	1,645	<b>2,203</b>
		Adult Male	343	1	4	1	349	298	807	496	1,601	<b>1,950</b>
		Juvenile Female	63	22	0	2	87	2	20	2	24	<b>111</b>
		Juvenile Male	80	2	0	1	83	2	25	12	39	<b>122</b>
		<b>Total</b>	<b>1,007</b>	<b>56</b>	<b>4</b>	<b>10</b>	<b>1,077</b>	<b>584</b>	<b>1,686</b>	<b>1,040</b>	<b>3,310</b>	<b>4,387</b>
	Huntington SP	Adult Female	70	3	2	1	76	12	40	40	92	<b>168</b>
		Adult Male	41	0	1	0	42	24	73	73	170	<b>212</b>
		Juvenile Female	12	8	0	0	20	0	1	1	2	<b>22</b>
		Juvenile Male	4	4	0	0	8	0	1	0	1	<b>9</b>
		<b>Total</b>	<b>127</b>	<b>15</b>	<b>3</b>	<b>1</b>	<b>146</b>	<b>36</b>	<b>115</b>	<b>114</b>	<b>265</b>	<b>411</b>
	Marshall Univ Police	Adult Female	18	2	0	0	20	0	48	14	62	<b>82</b>
		Adult Male	19	0	0	0	19	1	36	15	52	<b>71</b>
		Juvenile Male	1	0	0	0	1	0	0	0	0	<b>1</b>
		<b>Total</b>	<b>38</b>	<b>2</b>	<b>0</b>	<b>0</b>	<b>40</b>	<b>1</b>	<b>84</b>	<b>29</b>	<b>114</b>	<b>154</b>
	Milton PD	Adult Female	22	0	0	0	22	4	9	1	14	<b>36</b>
		Adult Male	9	0	0	0	9	1	8	2	11	<b>20</b>
		Juvenile Female	4	0	0	0	4	0	0	1	1	<b>5</b>
		Juvenile Male	3	0	0	0	3	0	0	0	0	<b>3</b>

			Crimes Against Persons				Crimes Against Property				Total	
			Assault Offenses	Forcible Sex Offenses	Murder	Other Crimes Against Persons	Total	Burglary/ B&E	Larceny	Other Crimes Against Property		Total
<u><b>Cabell County</b></u>	Milton PD	<b>Total</b>	<b>38</b>	<b>0</b>	<b>0</b>	<b>0</b>	<b>38</b>	<b>5</b>	<b>17</b>	<b>4</b>	<b>26</b>	<b>64</b>
	<b>Total</b>		<b>1,293</b>	<b>82</b>	<b>7</b>	<b>19</b>	<b>1,401</b>	<b>700</b>	<b>2,483</b>	<b>1,703</b>	<b>4,886</b>	<b>6,287</b>
<u><b>Calhoun County</b></u>	Calhoun Co SO	Adult Female	1	0	0	0	1	0	2	0	2	3
		Adult Male	0	0	0	0	0	2	3	2	7	7
		Juvenile Male	1	0	0	0	1	0	1	0	1	2
		<b>Total</b>	<b>2</b>	<b>0</b>	<b>0</b>	<b>0</b>	<b>2</b>	<b>2</b>	<b>6</b>	<b>2</b>	<b>10</b>	<b>12</b>
	Grantsville SP	Adult Female	23	0	0	0	23	7	15	10	32	55
		Adult Male	10	0	0	0	10	23	22	14	59	69
		Juvenile Female	5	3	0	0	8	0	0	0	0	8
		Juvenile Male	0	1	0	0	1	0	0	0	0	1
		<b>Total</b>	<b>38</b>	<b>4</b>	<b>0</b>	<b>0</b>	<b>42</b>	<b>30</b>	<b>37</b>	<b>24</b>	<b>91</b>	<b>133</b>
	<b>Total</b>		<b>40</b>	<b>4</b>	<b>0</b>	<b>0</b>	<b>44</b>	<b>32</b>	<b>43</b>	<b>26</b>	<b>101</b>	<b>145</b>
<u><b>Clay County</b></u>	Clay Co SO	Juvenile Male	1	0	0	0	1	0	0	0	0	1
		<b>Total</b>	<b>1</b>	<b>0</b>	<b>0</b>	<b>0</b>	<b>1</b>	<b>0</b>	<b>0</b>	<b>0</b>	<b>0</b>	<b>1</b>
	Clay SP	Adult Female	24	0	0	1	25	9	21	17	47	72
		Adult Male	14	0	1	0	15	19	28	15	62	77
		Juvenile Female	3	1	0	0	4	0	0	0	0	4
		Juvenile Male	1	0	0	0	1	0	0	0	0	1
		<b>Total</b>	<b>42</b>	<b>1</b>	<b>1</b>	<b>1</b>	<b>45</b>	<b>28</b>	<b>49</b>	<b>32</b>	<b>109</b>	<b>154</b>
	<b>Total</b>		<b>43</b>	<b>1</b>	<b>1</b>	<b>1</b>	<b>46</b>	<b>28</b>	<b>49</b>	<b>32</b>	<b>109</b>	<b>155</b>

			Crimes Against Persons					Crimes Against Property				Total
			Assault Offenses	Forcible Sex Offenses	Murder	Other Crimes Against Persons	Total	Burglary/ B&E	Larceny	Other Crimes Against Property	Total	
<b><u>Doddridge County</u></b>	West Union PD	Adult Female	0	0	0	0	0	0	5	1	6	6
		Adult Male	0	0	0	0	0	2	3	1	6	6
		Juvenile Female	0	0	0	0	0	0	2	0	2	2
		<b>Total</b>	<b>0</b>	<b>0</b>	<b>0</b>	<b>0</b>	<b>0</b>	<b>2</b>	<b>10</b>	<b>2</b>	<b>14</b>	<b>14</b>
	West Union SP	Adult Female	23	1	0	0	24	1	6	8	15	39
		Adult Male	15	0	0	0	15	15	16	12	43	58
		Juvenile Female	3	1	0	0	4	0	2	0	2	6
		Juvenile Male	1	0	0	0	1	0	0	1	1	2
		<b>Total</b>	<b>42</b>	<b>2</b>	<b>0</b>	<b>0</b>	<b>44</b>	<b>16</b>	<b>24</b>	<b>21</b>	<b>61</b>	<b>105</b>
	<b>Total</b>			<b>42</b>	<b>2</b>	<b>0</b>	<b>0</b>	<b>44</b>	<b>18</b>	<b>34</b>	<b>23</b>	<b>75</b>
<b><u>Fayette County</u></b>	Ansted PD	Adult Female	4	0	0	0	4	0	4	3	7	11
		Adult Male	5	0	0	0	5	2	5	0	7	12
		Juvenile Female	1	0	0	0	1	0	0	0	0	1
		<b>Total</b>	<b>10</b>	<b>0</b>	<b>0</b>	<b>0</b>	<b>10</b>	<b>2</b>	<b>9</b>	<b>3</b>	<b>14</b>	<b>24</b>
	DNR - 4 - Fayette	Juvenile Male	1	0	0	0	1	0	0	0	0	1
		<b>Total</b>	<b>1</b>	<b>0</b>	<b>0</b>	<b>0</b>	<b>1</b>	<b>0</b>	<b>0</b>	<b>0</b>	<b>0</b>	<b>1</b>
	Fayette Co SO		1	0	0	0	1	0	0	0	0	1
		Adult Female	119	7	0	1	127	30	73	79	182	309
		Adult Male	50	0	0	0	50	58	113	95	266	316
		Juvenile Female	9	8	0	0	17	0	3	1	4	21

			Crimes Against Persons					Crimes Against Property				Total
			Assault Offenses	Forcible Sex Offenses	Murder	Other Crimes Against Persons	Total	Burglary/B&E	Larceny	Other Crimes Against Property	Total	
<b><u>Fayette County</u></b>	Fayette Co SO	Juvenile Male	15	0	0	0	15	1	3	1	5	20
		<b>Total</b>	<b>194</b>	<b>15</b>	<b>0</b>	<b>1</b>	<b>210</b>	<b>89</b>	<b>192</b>	<b>176</b>	<b>457</b>	<b>667</b>
	Fayetteville PD	Adult Female	3	1	0	0	4	0	0	1	1	5
		Adult Male	4	0	0	0	4	2	5	1	8	12
		Juvenile Female	1	0	0	0	1	0	0	0	0	1
		<b>Total</b>	<b>8</b>	<b>1</b>	<b>0</b>	<b>0</b>	<b>9</b>	<b>2</b>	<b>5</b>	<b>2</b>	<b>9</b>	<b>18</b>
	Gauley Bridge SP	Adult Female	21	1	0	0	22	4	16	3	23	45
		Adult Male	11	0	0	0	11	11	32	11	54	65
		Juvenile Female	3	0	0	0	3	0	0	0	0	3
		Juvenile Male	3	0	0	1	4	0	0	0	0	4
		<b>Total</b>	<b>38</b>	<b>1</b>	<b>0</b>	<b>1</b>	<b>40</b>	<b>15</b>	<b>48</b>	<b>14</b>	<b>77</b>	<b>117</b>
	Montgomery PD	Adult Female	14	0	0	0	14	3	8	9	20	34
		Adult Male	4	0	0	0	4	0	6	14	20	24
		Juvenile Male	0	0	0	0	0	0	1	0	1	1
		<b>Total</b>	<b>18</b>	<b>0</b>	<b>0</b>	<b>0</b>	<b>18</b>	<b>3</b>	<b>15</b>	<b>23</b>	<b>41</b>	<b>59</b>
	Mount Hope PD	Adult Female	27	0	0	0	27	4	15	7	26	53
		Adult Male	8	0	0	0	8	3	13	14	30	38
		Juvenile Female	3	0	0	0	3	0	1	0	1	4
		Juvenile Male	4	0	0	0	4	0	0	0	0	4
		<b>Total</b>	<b>42</b>	<b>0</b>	<b>0</b>	<b>0</b>	<b>42</b>	<b>7</b>	<b>29</b>	<b>21</b>	<b>57</b>	<b>99</b>

			Crimes Against Persons					Crimes Against Property				Total
			Assault Offenses	Forcible Sex Offenses	Murder	Other Crimes Against Persons	Total	Burglary/B&E	Larceny	Other Crimes Against Property	Total	
<b><u>Fayette County</u></b>	Oak Hill PD	Adult Female	11	0	0	0	11	2	12	12	26	<b>37</b>
		Adult Male	7	0	0	0	7	5	11	15	31	<b>38</b>
		Juvenile Female	3	0	0	0	3	0	0	1	1	<b>4</b>
		Juvenile Male	1	0	0	0	1	0	2	1	3	<b>4</b>
		<b>Total</b>	<b>22</b>	<b>0</b>	<b>0</b>	<b>0</b>	<b>22</b>	<b>7</b>	<b>25</b>	<b>29</b>	<b>61</b>	<b>83</b>
	Oak Hill SP	Adult Female	32	0	0	0	32	4	28	32	64	<b>96</b>
		Adult Male	17	0	0	0	17	19	62	32	113	<b>130</b>
		Juvenile Female	4	4	0	0	8	0	0	0	0	<b>8</b>
		Juvenile Male	2	0	0	0	2	0	1	0	1	<b>3</b>
		<b>Total</b>	<b>55</b>	<b>4</b>	<b>0</b>	<b>0</b>	<b>59</b>	<b>23</b>	<b>91</b>	<b>64</b>	<b>178</b>	<b>237</b>
	Smithers PD	Adult Female	2	0	0	0	2	0	4	5	9	<b>11</b>
		Adult Male	2	0	0	0	2	0	1	3	4	<b>6</b>
		Juvenile Male	1	0	0	0	1	0	0	0	0	<b>1</b>
		<b>Total</b>	<b>5</b>	<b>0</b>	<b>0</b>	<b>0</b>	<b>5</b>	<b>0</b>	<b>5</b>	<b>8</b>	<b>13</b>	<b>18</b>
	Turnpike - Fayette	Adult Male	0	0	0	0	0	0	1	0	1	<b>1</b>
		<b>Total</b>	<b>0</b>	<b>0</b>	<b>0</b>	<b>0</b>	<b>0</b>	<b>0</b>	<b>1</b>	<b>0</b>	<b>1</b>	<b>1</b>
	WVU Tech-Security	Adult Female	2	0	0	0	2	0	1	2	3	<b>5</b>
		Adult Male	1	0	0	0	1	4	11	3	18	<b>19</b>
		<b>Total</b>	<b>3</b>	<b>0</b>	<b>0</b>	<b>0</b>	<b>3</b>	<b>4</b>	<b>12</b>	<b>5</b>	<b>21</b>	<b>24</b>
	<b>Total</b>			<b>396</b>	<b>21</b>	<b>0</b>	<b>2</b>	<b>419</b>	<b>152</b>	<b>432</b>	<b>345</b>	<b>929</b>



			Crimes Against Persons					Crimes Against Property				Total	
			Assault Offenses	Forcible Sex Offenses	Murder	Other Crimes Against Persons	Total	Burglary/ B&E	Larceny	Other Crimes Against Property	Total		
<u><b>Gilmer County</b></u>	Gilmer Co SO	Adult Female	8	3	0	0	11	7	9	4	20	31	
		Adult Male	6	0	0	0	6	9	12	15	36	42	
		Juvenile Male	2	1	0	0	3	0	0	0	0	3	
		<b>Total</b>	<b>16</b>	<b>4</b>	<b>0</b>	<b>0</b>	<b>20</b>	<b>16</b>	<b>21</b>	<b>19</b>	<b>56</b>	<b>76</b>	
	Glenville PD	Adult Female	10	0	0	0	10	3	3	0	6	16	
		Adult Male	8	0	0	0	8	1	2	1	4	12	
		Juvenile Female	1	0	0	0	1	0	0	0	0	1	
		Juvenile Male	2	0	0	0	2	0	0	0	0	2	
		<b>Total</b>	<b>21</b>	<b>0</b>	<b>0</b>	<b>0</b>	<b>21</b>	<b>4</b>	<b>5</b>	<b>1</b>	<b>10</b>	<b>31</b>	
	Glenville SP	Adult Female	10	0	0	0	10	1	3	4	8	18	
		Adult Male	8	0	0	0	8	3	12	6	21	29	
		Juvenile Female	2	2	0	0	4	0	0	0	0	4	
		Juvenile Male	1	0	0	0	1	0	1	0	1	2	
		<b>Total</b>	<b>21</b>	<b>2</b>	<b>0</b>	<b>0</b>	<b>23</b>	<b>4</b>	<b>16</b>	<b>10</b>	<b>30</b>	<b>53</b>	
	Glenville State College	Adult Female	0	0	0	0	0	0	1	0	1	1	
		Adult Male	2	0	0	0	2	0	1	1	2	4	
		<b>Total</b>	<b>2</b>	<b>0</b>	<b>0</b>	<b>0</b>	<b>2</b>	<b>0</b>	<b>2</b>	<b>1</b>	<b>3</b>	<b>5</b>	
	<b>Total</b>			<b>60</b>	<b>6</b>	<b>0</b>	<b>0</b>	<b>66</b>	<b>24</b>	<b>44</b>	<b>31</b>	<b>99</b>	<b>165</b>
	<u><b>Grant County</b></u>	FIRE MARSHAL - GRANT	Adult Male	0	0	0	0	0	0	0	1	1	1
<b>Total</b>			<b>0</b>	<b>0</b>	<b>0</b>	<b>0</b>	<b>0</b>	<b>0</b>	<b>0</b>	<b>1</b>	<b>1</b>	<b>1</b>	

			Crimes Against Persons					Crimes Against Property				Total
			Assault Offenses	Forcible Sex Offenses	Murder	Other Crimes Against Persons	Total	Burglary/ B&E	Larceny	Other Crimes Against Property	Total	
<u>Grant County</u>	Grant Co SO	Adult Female	16	1	0	0	17	1	6	18	25	42
		Adult Male	13	0	0	0	13	8	18	17	43	56
		Juvenile Female	2	0	0	0	2	0	0	1	1	3
		Juvenile Male	0	0	0	1	1	0	1	0	1	2
		<b>Total</b>	<b>31</b>	<b>1</b>	<b>0</b>	<b>1</b>	<b>33</b>	<b>9</b>	<b>25</b>	<b>36</b>	<b>70</b>	<b>103</b>
	Petersburg PD	Adult Female	3	0	0	0	3	0	4	6	10	13
		Adult Male	4	0	0	0	4	4	5	2	11	15
		Juvenile Female	1	0	0	0	1	0	0	0	0	1
		Juvenile Male	0	0	0	0	0	0	1	0	1	1
		<b>Total</b>	<b>8</b>	<b>0</b>	<b>0</b>	<b>0</b>	<b>8</b>	<b>4</b>	<b>10</b>	<b>8</b>	<b>22</b>	<b>30</b>
	Petersburg SP	Adult Female	7	1	0	1	9	1	0	4	5	14
		Adult Male	7	0	0	0	7	0	4	8	12	19
		Juvenile Female	2	0	0	0	2	0	0	0	0	2
		Juvenile Male	1	0	0	0	1	0	0	0	0	1
		<b>Total</b>	<b>17</b>	<b>1</b>	<b>0</b>	<b>1</b>	<b>19</b>	<b>1</b>	<b>4</b>	<b>12</b>	<b>17</b>	<b>36</b>
<b>Total</b>			<b>56</b>	<b>2</b>	<b>0</b>	<b>2</b>	<b>60</b>	<b>14</b>	<b>39</b>	<b>57</b>	<b>110</b>	<b>170</b>
<u>Greenbrier County</u>	DNR - 4 - Greenbrier	Adult Male	1	0	0	0	1	0	0	0	0	1
		<b>Total</b>	<b>1</b>	<b>0</b>	<b>0</b>	<b>0</b>	<b>1</b>	<b>0</b>	<b>0</b>	<b>0</b>	<b>0</b>	<b>1</b>
	Greenbrier Co SO	Adult Female	18	1	0	1	20	0	16	8	24	44
		Adult Male	11	0	0	0	11	0	17	14	31	42

			Crimes Against Persons					Crimes Against Property				Total
			Assault Offenses	Forcible Sex Offenses	Murder	Other Crimes Against Persons	Total	Burglary/B&E	Larceny	Other Crimes Against Property	Total	
<b><u>Greenbrier County</u></b>	Greenbrier Co SO	Juvenile Female	2	1	0	0	3	0	0	0	0	3
		Juvenile Male	5	0	0	0	5	0	1	0	1	6
		<b>Total</b>	<b>36</b>	<b>2</b>	<b>0</b>	<b>1</b>	<b>39</b>	<b>0</b>	<b>34</b>	<b>22</b>	<b>56</b>	<b>95</b>
	Lewisburg PD	Adult Female	10	1	0	0	11	3	14	10	27	38
		Adult Male	13	0	0	0	13	2	6	10	18	31
		Juvenile Male	2	0	0	0	2	0	0	0	0	2
		<b>Total</b>	<b>25</b>	<b>1</b>	<b>0</b>	<b>0</b>	<b>26</b>	<b>5</b>	<b>20</b>	<b>20</b>	<b>45</b>	<b>71</b>
	Lewisburg SP	Adult Female	25	2	1	0	28	5	27	46	78	106
		Adult Male	19	0	0	0	19	15	27	36	78	97
		Juvenile Female	7	0	0	0	7	0	0	0	0	7
		Juvenile Male	6	1	0	0	7	0	1	0	1	8
		<b>Total</b>	<b>57</b>	<b>3</b>	<b>1</b>	<b>0</b>	<b>61</b>	<b>20</b>	<b>55</b>	<b>82</b>	<b>157</b>	<b>218</b>
	Rainelle SP	Adult Female	13	0	0	0	13	8	12	22	42	55
		Adult Male	4	0	0	0	4	5	9	14	28	32
		Juvenile Male	1	0	0	0	1	0	0	0	0	1
		<b>Total</b>	<b>18</b>	<b>0</b>	<b>0</b>	<b>0</b>	<b>18</b>	<b>13</b>	<b>21</b>	<b>36</b>	<b>70</b>	<b>88</b>
	Ronceverte PD	Adult Female	3	0	0	0	3	3	8	12	23	26
		Adult Male	1	0	0	0	1	5	8	12	25	26
		Juvenile Female	2	0	0	1	3	0	0	0	0	3
<b>Total</b>		<b>6</b>	<b>0</b>	<b>0</b>	<b>1</b>	<b>7</b>	<b>8</b>	<b>16</b>	<b>24</b>	<b>48</b>	<b>55</b>	

			Crimes Against Persons					Crimes Against Property				Total
			Assault Offenses	Forcible Sex Offenses	Murder	Other Crimes Against Persons	Total	Burglary/B&E	Larceny	Other Crimes Against Property	Total	
<u>Greenbrier County</u>	White Sulfur Springs PD	Adult Female	4	0	0	0	4	0	1	0	1	5
		Adult Male	4	0	0	0	4	0	1	0	1	5
		<b>Total</b>	<b>8</b>	<b>0</b>	<b>0</b>	<b>0</b>	<b>8</b>	<b>0</b>	<b>2</b>	<b>0</b>	<b>2</b>	<b>10</b>
	<b>Total</b>		<b>151</b>	<b>6</b>	<b>1</b>	<b>2</b>	<b>160</b>	<b>46</b>	<b>148</b>	<b>184</b>	<b>378</b>	<b>538</b>
<u>Hampshire County</u>	Capon Bridge PD	Adult Female	1	0	0	0	1	0	1	1	2	3
		Adult Male	1	0	0	0	1	0	1	0	1	2
		<b>Total</b>	<b>2</b>	<b>0</b>	<b>0</b>	<b>0</b>	<b>2</b>	<b>0</b>	<b>2</b>	<b>1</b>	<b>3</b>	<b>5</b>
	FIRE MARSHAL - Hampshire	Adult Male	0	0	0	0	0	0	0	2	2	2
		<b>Total</b>	<b>0</b>	<b>0</b>	<b>0</b>	<b>0</b>	<b>0</b>	<b>0</b>	<b>0</b>	<b>2</b>	<b>2</b>	<b>2</b>
	Hampshire Co SO	Adult Female	40	2	0	0	42	14	18	17	49	91
		Adult Male	27	0	0	0	27	32	12	29	73	100
		Juvenile Female	1	2	0	1	4	0	0	0	0	4
		Juvenile Male	6	0	0	0	6	0	1	0	1	7
		<b>Total</b>	<b>74</b>	<b>4</b>	<b>0</b>	<b>1</b>	<b>79</b>	<b>46</b>	<b>31</b>	<b>46</b>	<b>123</b>	<b>202</b>
	Romney PD	Adult Female	5	0	0	0	5	0	9	9	18	23
		Adult Male	4	0	0	0	4	0	5	5	10	14
		Juvenile Male	1	0	0	0	1	0	0	0	0	1
<b>Total</b>		<b>10</b>	<b>0</b>	<b>0</b>	<b>0</b>	<b>10</b>	<b>0</b>	<b>14</b>	<b>14</b>	<b>28</b>	<b>38</b>	
Romney SP	Adult Female	107	1	0	1	109	28	21	43	92	201	
	Adult Male	76	0	1	0	77	46	49	66	161	238	

			Crimes Against Persons					Crimes Against Property				Total
			Assault Offenses	Forcible Sex Offenses	Murder	Other Crimes Against Persons	Total	Burglary/ B&E	Larceny	Other Crimes Against Property	Total	
<u>Hampshire County</u>	Romney SP	Juvenile Female	12	7	0	3	22	0	1	0	1	23
		Juvenile Male	15	1	0	0	16	1	4	0	5	21
		<b>Total</b>	<b>210</b>	<b>9</b>	<b>1</b>	<b>4</b>	<b>224</b>	<b>75</b>	<b>75</b>	<b>109</b>	<b>259</b>	<b>483</b>
	<b>Total</b>	<b>296</b>	<b>13</b>	<b>1</b>	<b>5</b>	<b>315</b>	<b>121</b>	<b>122</b>	<b>172</b>	<b>415</b>	<b>730</b>	
<u>Hancock County</u>	FIRE MARSHAL - Hancock	Adult Male	0	0	0	0	0	0	0	1	1	1
		<b>Total</b>	<b>0</b>	<b>0</b>	<b>0</b>	<b>0</b>	<b>0</b>	<b>0</b>	<b>0</b>	<b>1</b>	<b>1</b>	<b>1</b>
	Hancock Co SO	Adult Female	1	0	0	0	1	0	0	0	0	1
		<b>Total</b>	<b>1</b>	<b>0</b>	<b>0</b>	<b>0</b>	<b>1</b>	<b>0</b>	<b>0</b>	<b>0</b>	<b>0</b>	<b>1</b>
	New Cumberland PD	Adult Female	9	0	0	0	9	0	3	5	8	17
		Adult Male	10	0	0	0	10	3	3	9	15	25
		Juvenile Female	1	0	0	0	1	0	0	0	0	1
		Juvenile Male	2	0	0	0	2	0	0	0	0	2
		<b>Total</b>	<b>22</b>	<b>0</b>	<b>0</b>	<b>0</b>	<b>22</b>	<b>3</b>	<b>6</b>	<b>14</b>	<b>23</b>	<b>45</b>
	New Cumberland SP	Adult Female	3	0	0	0	3	1	0	0	1	4
		Juvenile Female	1	1	0	2	4	0	0	0	0	4
		Juvenile Male	1	0	0	0	1	0	0	0	0	1
		<b>Total</b>	<b>5</b>	<b>1</b>	<b>0</b>	<b>2</b>	<b>8</b>	<b>1</b>	<b>0</b>	<b>0</b>	<b>1</b>	<b>9</b>
	Weirton PD	Adult Female	163	2	0	0	165	28	81	97	206	371
		Adult Male	76	0	0	0	76	30	97	94	221	297
		Juvenile Female	15	2	0	2	19	0	3	3	6	25

			Crimes Against Persons					Crimes Against Property				Total
			Assault Offenses	Forcible Sex Offenses	Murder	Other Crimes Against Persons	Total	Burglary/ B&E	Larceny	Other Crimes Against Property	Total	
<b><u>Hancock County</u></b>	Weirton PD	Juvenile Male	24	0	0	0	24	2	3	2	7	31
		<b>Total</b>	<b>278</b>	<b>4</b>	<b>0</b>	<b>2</b>	<b>284</b>	<b>60</b>	<b>184</b>	<b>196</b>	<b>440</b>	<b>724</b>
	<b>Total</b>	<b>306</b>	<b>5</b>	<b>0</b>	<b>4</b>	<b>315</b>	<b>64</b>	<b>190</b>	<b>211</b>	<b>465</b>	<b>780</b>	
<b><u>Hardy County</u></b>	FIRE MARSHAL - Hardy	Adult Female	0	0	0	0	0	0	0	1	1	1
		Adult Male	0	0	0	0	0	0	0	1	1	1
		<b>Total</b>	<b>0</b>	<b>0</b>	<b>0</b>	<b>0</b>	<b>0</b>	<b>0</b>	<b>0</b>	<b>2</b>	<b>2</b>	<b>2</b>
	Hardy Co SO	Adult Female	6	0	0	0	6	6	4	8	18	24
		Adult Male	2	0	0	0	2	12	11	9	32	34
		Juvenile Female	3	0	0	0	3	0	0	1	1	4
		<b>Total</b>	<b>11</b>	<b>0</b>	<b>0</b>	<b>0</b>	<b>11</b>	<b>18</b>	<b>15</b>	<b>18</b>	<b>51</b>	<b>62</b>
	Moorefield PD	Adult Female	31	0	0	0	31	7	7	8	22	53
		Adult Male	24	0	0	0	24	5	14	13	32	56
		Juvenile Female	0	0	0	1	1	0	0	0	0	1
		Juvenile Male	7	0	0	0	7	0	0	0	0	7
		<b>Total</b>	<b>62</b>	<b>0</b>	<b>0</b>	<b>1</b>	<b>63</b>	<b>12</b>	<b>21</b>	<b>21</b>	<b>54</b>	<b>117</b>
	Moorefield SP	Adult Female	27	1	0	1	29	16	11	13	40	69
		Adult Male	20	0	0	0	20	17	13	16	46	66
		Juvenile Female	5	2	0	0	7	1	0	0	1	8
		Juvenile Male	12	1	0	2	15	0	3	0	3	18
		<b>Total</b>	<b>64</b>	<b>4</b>	<b>0</b>	<b>3</b>	<b>71</b>	<b>34</b>	<b>27</b>	<b>29</b>	<b>90</b>	<b>161</b>

			Crimes Against Persons					Crimes Against Property				Total
			Assault Offenses	Forcible Sex Offenses	Murder	Other Crimes Against Persons	Total	Burglary/B&E	Larceny	Other Crimes Against Property	Total	
<b><u>Hardy County</u></b>	Wardensville PD	Adult Female	2	0	0	0	2	0	0	0	0	2
		Adult Male	1	0	0	0	1	1	0	0	1	2
		Juvenile Female	1	0	0	0	1	0	0	0	0	1
		Juvenile Male	1	0	0	0	1	0	0	0	0	1
		<b>Total</b>	<b>5</b>	<b>0</b>	<b>0</b>	<b>0</b>	<b>5</b>	<b>1</b>	<b>0</b>	<b>0</b>	<b>1</b>	<b>6</b>
	<b>Total</b>	<b>142</b>	<b>4</b>	<b>0</b>	<b>4</b>	<b>150</b>	<b>65</b>	<b>63</b>	<b>70</b>	<b>198</b>	<b>348</b>	
<b><u>Harrison County</u></b>	Bridgeport PD		0	0	0	0	0	0	1	16	17	17
		Adult Female	9	0	0	0	9	1	28	62	91	100
		Adult Male	19	0	0	0	19	4	29	61	94	113
		Juvenile Female	3	2	0	0	5	0	0	0	0	5
		Juvenile Male	7	0	0	0	7	0	1	1	2	9
		<b>Total</b>	<b>38</b>	<b>2</b>	<b>0</b>	<b>0</b>	<b>40</b>	<b>5</b>	<b>59</b>	<b>140</b>	<b>204</b>	<b>244</b>
	Bridgeport SP	Adult Female	35	0	0	0	35	12	52	24	88	123
		Adult Male	29	0	0	0	29	9	85	59	153	182
		Juvenile Female	5	7	0	1	13	0	0	0	0	13
		Juvenile Male	5	0	0	0	5	0	1	0	1	6
		<b>Total</b>	<b>74</b>	<b>7</b>	<b>0</b>	<b>1</b>	<b>82</b>	<b>21</b>	<b>138</b>	<b>83</b>	<b>242</b>	<b>324</b>
	Clarksburg PD		1	0	0	0	1	0	0	0	0	1
Adult Female		232	5	0	1	238	30	68	58	156	394	
Adult Male		161	0	0	0	161	26	62	60	148	309	

			Crimes Against Persons					Crimes Against Property				Total
			Assault Offenses	Forcible Sex Offenses	Murder	Other Crimes Against Persons	Total	Burglary/ B&E	Larceny	Other Crimes Against Property	Total	
<b><u>Harrison County</u></b>	Clarksburg PD	Juvenile Female	16	10	0	1	27	0	2	2	4	<b>31</b>
		Juvenile Male	33	0	0	1	34	1	3	3	7	<b>41</b>
		<b>Total</b>	<b>443</b>	<b>15</b>	<b>0</b>	<b>3</b>	<b>461</b>	<b>57</b>	<b>135</b>	<b>123</b>	<b>315</b>	<b>776</b>
	FIRE MARSHAL - Harrison	Adult Female	0	0	0	0	0	0	0	3	3	<b>3</b>
		Adult Male	0	0	0	0	0	0	0	1	1	<b>1</b>
		<b>Total</b>	<b>0</b>	<b>0</b>	<b>0</b>	<b>0</b>	<b>0</b>	<b>0</b>	<b>0</b>	<b>4</b>	<b>4</b>	<b>4</b>
	Harrison Co SO		1	0	0	0	1	0	0	0	0	<b>1</b>
		Adult Female	128	2	0	0	130	17	56	71	144	<b>274</b>
		Adult Male	88	0	5	0	93	25	64	88	177	<b>270</b>
		Juvenile Female	23	4	0	2	29	0	0	1	1	<b>30</b>
		Juvenile Male	23	2	0	0	25	1	0	0	1	<b>26</b>
		<b>Total</b>	<b>263</b>	<b>8</b>	<b>5</b>	<b>2</b>	<b>278</b>	<b>43</b>	<b>120</b>	<b>160</b>	<b>323</b>	<b>601</b>
	Lumberport PD	Adult Female	2	0	0	0	2	1	0	0	1	<b>3</b>
		Adult Male	2	0	0	0	2	0	0	0	0	<b>2</b>
		Juvenile Female	1	0	0	0	1	0	0	0	0	<b>1</b>
		<b>Total</b>	<b>5</b>	<b>0</b>	<b>0</b>	<b>0</b>	<b>5</b>	<b>1</b>	<b>0</b>	<b>0</b>	<b>1</b>	<b>6</b>
	Nutter Fort PD	Adult Female	8	0	0	0	8	0	6	5	11	<b>19</b>
		Adult Male	3	0	0	0	3	1	6	3	10	<b>13</b>
		Juvenile Male	1	0	0	0	1	0	0	0	0	<b>1</b>
		<b>Total</b>	<b>12</b>	<b>0</b>	<b>0</b>	<b>0</b>	<b>12</b>	<b>1</b>	<b>12</b>	<b>8</b>	<b>21</b>	<b>33</b>



			Crimes Against Persons					Crimes Against Property				Total
			Assault Offenses	Forcible Sex Offenses	Murder	Other Crimes Against Persons	Total	Burglary/ B&E	Larceny	Other Crimes Against Property	Total	
<u>Harrison County</u>	Salem PD	Adult Female	3	0	0	0	3	0	3	5	8	11
		Adult Male	5	0	0	0	5	0	6	9	15	20
		Juvenile Male	1	0	0	0	1	0	0	0	0	1
		<b>Total</b>	<b>9</b>	<b>0</b>	<b>0</b>	<b>0</b>	<b>9</b>	<b>0</b>	<b>9</b>	<b>14</b>	<b>23</b>	<b>32</b>
	Shinnston PD	Adult Female	21	0	0	0	21	0	0	3	3	24
		Adult Male	22	0	0	0	22	0	3	2	5	27
		Juvenile Female	1	0	0	0	1	0	0	0	0	1
		Juvenile Male	3	0	0	0	3	0	0	0	0	3
		<b>Total</b>	<b>47</b>	<b>0</b>	<b>0</b>	<b>0</b>	<b>47</b>	<b>0</b>	<b>3</b>	<b>5</b>	<b>8</b>	<b>55</b>
	Stonewood PD	Adult Female	11	1	0	0	12	0	9	8	17	29
		Adult Male	6	0	0	0	6	1	10	3	14	20
		Juvenile Female	1	0	0	0	1	0	0	0	0	1
		Juvenile Male	2	0	0	0	2	0	1	0	1	3
		<b>Total</b>	<b>20</b>	<b>1</b>	<b>0</b>	<b>0</b>	<b>21</b>	<b>1</b>	<b>20</b>	<b>11</b>	<b>32</b>	<b>53</b>
	<b>Total</b>			<b>911</b>	<b>33</b>	<b>5</b>	<b>6</b>	<b>955</b>	<b>129</b>	<b>496</b>	<b>548</b>	<b>1,173</b>
<u>Jackson County</u>	Jackson Co SO	Adult Female	70	4	1	0	75	13	36	18	67	142
		Adult Male	46	0	2	0	48	20	50	32	102	150
		Juvenile Female	5	1	0	1	7	0	0	0	0	7
		Juvenile Male	5	0	0	0	5	0	2	0	2	7
		<b>Total</b>	<b>126</b>	<b>5</b>	<b>3</b>	<b>1</b>	<b>135</b>	<b>33</b>	<b>88</b>	<b>50</b>	<b>171</b>	<b>306</b>

			Crimes Against Persons					Crimes Against Property				Total	
			Assault Offenses	Forcible Sex Offenses	Murder	Other Crimes Against Persons	Total	Burglary/B&E	Larceny	Other Crimes Against Property	Total		
<u>Jackson County</u>	Ravenswood PD	Adult Female	19	0	0	0	19	2	17	2	21	40	
		Adult Male	14	0	0	0	14	5	21	6	32	46	
		Juvenile Female	2	0	0	0	2	0	0	1	1	3	
		Juvenile Male	4	0	0	0	4	0	2	0	2	6	
		<b>Total</b>	<b>39</b>	<b>0</b>	<b>0</b>	<b>0</b>	<b>39</b>	<b>7</b>	<b>40</b>	<b>9</b>	<b>56</b>	<b>95</b>	
	Ripley PD	Adult Female	23	0	0	0	23	0	23	11	34	57	
		Adult Male	9	0	0	0	9	1	19	14	34	43	
		Juvenile Female	0	1	0	0	1	0	2	1	3	4	
		Juvenile Male	7	0	0	0	7	0	4	3	7	14	
		<b>Total</b>	<b>39</b>	<b>1</b>	<b>0</b>	<b>0</b>	<b>40</b>	<b>1</b>	<b>48</b>	<b>29</b>	<b>78</b>	<b>118</b>	
	Ripley SP	Adult Female	20	1	0	0	21	3	9	14	26	47	
		Adult Male	16	0	0	0	16	9	25	18	52	68	
		Juvenile Female	3	4	0	0	7	0	1	0	1	8	
		Juvenile Male	2	0	0	1	3	0	0	0	0	3	
		<b>Total</b>	<b>41</b>	<b>5</b>	<b>0</b>	<b>1</b>	<b>47</b>	<b>12</b>	<b>35</b>	<b>32</b>	<b>79</b>	<b>126</b>	
	<b>Total</b>			<b>245</b>	<b>11</b>	<b>3</b>	<b>2</b>	<b>261</b>	<b>53</b>	<b>211</b>	<b>120</b>	<b>384</b>	<b>645</b>
	<u>Jefferson County</u>	Charles Town PD	Adult Female	5	0	0	0	5	0	1	3	4	9
Adult Male			3	0	0	0	3	1	3	3	7	10	
Juvenile Male			1	0	0	0	1	0	0	1	1	2	
<b>Total</b>			<b>9</b>	<b>0</b>	<b>0</b>	<b>0</b>	<b>9</b>	<b>1</b>	<b>4</b>	<b>7</b>	<b>12</b>	<b>21</b>	

			Crimes Against Persons					Crimes Against Property				Total
			Assault Offenses	Forcible Sex Offenses	Murder	Other Crimes Against Persons	Total	Burglary/ B&E	Larceny	Other Crimes Against Property	Total	
<u>Jefferson County</u>	DNR - 2 - Jefferson	Adult Male	0	0	0	0	0	0	1	1	2	2
		<b>Total</b>	<b>0</b>	<b>0</b>	<b>0</b>	<b>0</b>	<b>0</b>	<b>0</b>	<b>1</b>	<b>1</b>	<b>2</b>	<b>2</b>
	FIRE MARSHAL - Jefferson	Adult Male	0	0	0	0	0	0	0	1	1	1
		<b>Total</b>	<b>0</b>	<b>0</b>	<b>0</b>	<b>0</b>	<b>0</b>	<b>0</b>	<b>0</b>	<b>1</b>	<b>1</b>	<b>1</b>
	Jefferson Co SO	Adult Female	54	3	0	0	57	16	39	66	121	178
		Adult Male	33	0	0	0	33	24	53	61	138	171
		Juvenile Female	6	0	0	0	6	0	2	0	2	8
		Juvenile Male	4	0	0	0	4	0	1	1	2	6
		<b>Total</b>	<b>97</b>	<b>3</b>	<b>0</b>	<b>0</b>	<b>100</b>	<b>40</b>	<b>95</b>	<b>128</b>	<b>263</b>	<b>363</b>
	Kearneysville SP	Adult Female	90	2	0	0	92	20	76	82	178	270
		Adult Male	60	0	0	0	60	31	104	97	232	292
		Juvenile Female	7	3	0	4	14	2	1	1	4	18
		Juvenile Male	28	1	0	0	29	0	2	0	2	31
		<b>Total</b>	<b>185</b>	<b>6</b>	<b>0</b>	<b>4</b>	<b>195</b>	<b>53</b>	<b>183</b>	<b>180</b>	<b>416</b>	<b>611</b>
	Shepherd College	Adult Female	2	0	0	0	2	0	4	4	8	10
		Adult Male	0	0	0	0	0	0	8	4	12	12
		<b>Total</b>	<b>2</b>	<b>0</b>	<b>0</b>	<b>0</b>	<b>2</b>	<b>0</b>	<b>12</b>	<b>8</b>	<b>20</b>	<b>22</b>
<b>Total</b>			<b>293</b>	<b>9</b>	<b>0</b>	<b>4</b>	<b>306</b>	<b>94</b>	<b>295</b>	<b>325</b>	<b>714</b>	<b>1,020</b>
<u>Kanawha County</u>	Belle PD	Adult Female	0	0	0	0	0	0	6	0	6	6
		Adult Male	0	0	0	0	0	1	0	0	1	1

			Crimes Against Persons					Crimes Against Property				Total
			Assault Offenses	Forcible Sex Offenses	Murder	Other Crimes Against Persons	Total	Burglary/B&E	Larceny	Other Crimes Against Property	Total	
<b><u>Kanawha County</u></b>	Belle PD	Juvenile Female	1	1	0	0	2	0	0	1	1	3
		<b>Total</b>	<b>1</b>	<b>1</b>	<b>0</b>	<b>0</b>	<b>2</b>	<b>1</b>	<b>6</b>	<b>1</b>	<b>8</b>	<b>10</b>
	Charleston PD		0	0	0	0	0	0	2	0	2	2
		Adult Female	1,027	38	3	12	1,080	349	1,204	813	2,366	3,446
		Adult Male	755	2	5	3	765	329	1,154	788	2,271	3,036
		Juvenile Female	125	14	0	16	155	4	22	11	37	192
		Juvenile Male	136	7	0	8	151	3	36	30	69	220
		<b>Total</b>	<b>2,043</b>	<b>61</b>	<b>8</b>	<b>39</b>	<b>2,151</b>	<b>685</b>	<b>2,418</b>	<b>1,642</b>	<b>4,745</b>	<b>6,896</b>
	Chesapeake PD	Adult Female	9	0	0	0	9	0	8	0	8	17
		Adult Male	4	0	0	0	4	0	5	0	5	9
		Juvenile Male	1	0	0	0	1	0	0	0	0	1
		<b>Total</b>	<b>14</b>	<b>0</b>	<b>0</b>	<b>0</b>	<b>14</b>	<b>0</b>	<b>13</b>	<b>0</b>	<b>13</b>	<b>27</b>
	Clendenin PD	Adult Female	6	0	0	0	6	1	3	2	6	12
		Adult Male	6	0	0	0	6	0	6	0	6	12
		Juvenile Female	1	1	0	0	2	0	0	0	0	2
		Juvenile Male	1	0	0	0	1	1	0	0	1	2
		<b>Total</b>	<b>14</b>	<b>1</b>	<b>0</b>	<b>0</b>	<b>15</b>	<b>2</b>	<b>9</b>	<b>2</b>	<b>13</b>	<b>28</b>
	Dunbar PD	Adult Female	75	1	0	0	76	15	75	58	148	224
		Adult Male	46	0	0	0	46	15	68	51	134	180
		Juvenile Female	5	4	0	1	10	0	1	0	1	11

			Crimes Against Persons					Crimes Against Property				Total
			Assault Offenses	Forcible Sex Offenses	Murder	Other Crimes Against Persons	Total	Burglary/B&E	Larceny	Other Crimes Against Property	Total	
<b><u>Kanawha County</u></b>	Dunbar PD	Juvenile Male	13	0	0	0	13	0	1	0	1	14
		<b>Total</b>	<b>139</b>	<b>5</b>	<b>0</b>	<b>1</b>	<b>145</b>	<b>30</b>	<b>145</b>	<b>109</b>	<b>284</b>	<b>429</b>
	East Bank PD	Adult Female	1	0	0	0	1	0	2	1	3	4
		Adult Male	6	0	0	0	6	0	7	3	10	16
		Juvenile Male	3	0	0	0	3	0	0	0	0	3
		<b>Total</b>	<b>10</b>	<b>0</b>	<b>0</b>	<b>0</b>	<b>10</b>	<b>0</b>	<b>9</b>	<b>4</b>	<b>13</b>	<b>23</b>
	FIRE MARSHAL - Kanawha	Adult Female	0	0	0	0	0	0	0	1	1	1
		Adult Male	0	0	0	0	0	0	0	2	2	2
		<b>Total</b>	<b>0</b>	<b>0</b>	<b>0</b>	<b>0</b>	<b>0</b>	<b>0</b>	<b>0</b>	<b>3</b>	<b>3</b>	<b>3</b>
	Glasgow PD	Adult Female	1	0	0	0	1	0	0	0	0	1
		<b>Total</b>	<b>1</b>	<b>0</b>	<b>0</b>	<b>0</b>	<b>1</b>	<b>0</b>	<b>0</b>	<b>0</b>	<b>0</b>	<b>1</b>
	Handley PD	Adult Female	1	0	0	0	1	0	0	0	0	1
		Adult Male	1	0	0	0	1	0	0	1	1	2
		<b>Total</b>	<b>2</b>	<b>0</b>	<b>0</b>	<b>0</b>	<b>2</b>	<b>0</b>	<b>0</b>	<b>1</b>	<b>1</b>	<b>3</b>
	Kanawha Co Parks	Adult Female	0	0	0	0	0	0	3	0	3	3
		Adult Male	5	0	0	0	5	0	0	4	4	9
		Juvenile Female	0	1	0	0	1	0	0	0	0	1
		<b>Total</b>	<b>5</b>	<b>1</b>	<b>0</b>	<b>0</b>	<b>6</b>	<b>0</b>	<b>3</b>	<b>4</b>	<b>7</b>	<b>13</b>
	Kanawha Co SO		0	0	0	0	0	1	1	1	3	3
		Adult Female	762	25	1	4	792	204	427	375	1,006	1,798

			Crimes Against Persons					Crimes Against Property				Total
			Assault Offenses	Forcible Sex Offenses	Murder	Other Crimes Against Persons	Total	Burglary/ B&E	Larceny	Other Crimes Against Property	Total	
<b><u>Kanawha County</u></b>	Kanawha Co SO	Adult Male	433	0	4	3	440	257	538	399	1,194	<b>1,634</b>
		Juvenile Female	72	31	0	9	112	0	8	7	15	<b>127</b>
		Juvenile Male	68	2	0	0	70	3	6	5	14	<b>84</b>
		<b>Total</b>	<b>1,335</b>	<b>58</b>	<b>5</b>	<b>16</b>	<b>1,414</b>	<b>465</b>	<b>980</b>	<b>787</b>	<b>2,232</b>	<b>3,646</b>
	Marmet PD	Adult Female	0	0	0	0	0	0	1	1	2	<b>2</b>
		Adult Male	0	0	0	0	0	0	2	1	3	<b>3</b>
		<b>Total</b>	<b>0</b>	<b>0</b>	<b>0</b>	<b>0</b>	<b>0</b>	<b>0</b>	<b>3</b>	<b>2</b>	<b>5</b>	<b>5</b>
	Nitro PD		1	0	0	0	1	0	0	0	0	<b>1</b>
		Adult Female	62	0	0	0	62	2	48	31	81	<b>143</b>
		Adult Male	28	0	0	0	28	14	54	33	101	<b>129</b>
		Juvenile Female	3	0	0	0	3	0	0	0	0	<b>3</b>
		Juvenile Male	0	0	0	0	0	0	2	0	2	<b>2</b>
		<b>Total</b>	<b>94</b>	<b>0</b>	<b>0</b>	<b>0</b>	<b>94</b>	<b>16</b>	<b>104</b>	<b>64</b>	<b>184</b>	<b>278</b>
	Pratt PD	Adult Female	2	0	0	0	2	0	0	0	0	<b>2</b>
		<b>Total</b>	<b>2</b>	<b>0</b>	<b>0</b>	<b>0</b>	<b>2</b>	<b>0</b>	<b>0</b>	<b>0</b>	<b>0</b>	<b>2</b>
	Quincy SP	Adult Female	56	0	0	1	57	10	65	49	124	<b>181</b>
		Adult Male	25	0	0	0	25	19	96	55	170	<b>195</b>
		Juvenile Female	5	7	0	0	12	0	0	0	0	<b>12</b>
		Juvenile Male	6	0	0	0	6	0	1	0	1	<b>7</b>
		<b>Total</b>	<b>92</b>	<b>7</b>	<b>0</b>	<b>1</b>	<b>100</b>	<b>29</b>	<b>162</b>	<b>104</b>	<b>295</b>	<b>395</b>

			Crimes Against Persons					Crimes Against Property				Total
			Assault Offenses	Forcible Sex Offenses	Murder	Other Crimes Against Persons	Total	Burglary/ B&E	Larceny	Other Crimes Against Property	Total	
<b><u>Kanawha County</u></b>	So Charleston SP		0	0	0	0	0	0	1	0	1	1
		Adult Female	50	0	0	0	50	21	68	82	171	221
		Adult Male	32	1	0	0	33	28	106	99	233	266
		Juvenile Female	3	2	0	0	5	0	2	1	3	8
		Juvenile Male	6	1	0	0	7	0	0	2	2	9
		<b>Total</b>	<b>91</b>	<b>4</b>	<b>0</b>	<b>0</b>	<b>95</b>	<b>49</b>	<b>177</b>	<b>184</b>	<b>410</b>	<b>505</b>
	South Charleston PD	Adult Female	9	0	0	0	9	4	16	11	31	40
		Adult Male	2	0	0	0	2	2	12	8	22	24
		Juvenile Male	0	0	0	0	0	1	0	0	1	1
		<b>Total</b>	<b>11</b>	<b>0</b>	<b>0</b>	<b>0</b>	<b>11</b>	<b>7</b>	<b>28</b>	<b>19</b>	<b>54</b>	<b>65</b>
	St Albans PD	Adult Female	45	2	0	0	47	32	58	23	113	160
		Adult Male	37	0	0	0	37	32	78	11	121	158
		Juvenile Female	8	0	0	1	9	0	1	0	1	10
		Juvenile Male	10	0	0	0	10	0	2	0	2	12
		<b>Total</b>	<b>100</b>	<b>2</b>	<b>0</b>	<b>1</b>	<b>103</b>	<b>64</b>	<b>139</b>	<b>34</b>	<b>237</b>	<b>340</b>
	Turnpike - Kanawha	Adult Female	0	0	0	0	0	0	2	1	3	3
		Adult Male	2	0	0	0	2	1	1	3	5	7
		<b>Total</b>	<b>2</b>	<b>0</b>	<b>0</b>	<b>0</b>	<b>2</b>	<b>1</b>	<b>3</b>	<b>4</b>	<b>8</b>	<b>10</b>
	WVSC Security		0	0	0	0	0	1	0	0	1	1
		Adult Female	16	2	0	0	18	0	13	6	19	37

			Crimes Against Persons					Crimes Against Property				Total
			Assault Offenses	Forcible Sex Offenses	Murder	Other Crimes Against Persons	Total	Burglary/B&E	Larceny	Other Crimes Against Property	Total	
<u>Kanawha County</u>	WVSC Security	Adult Male	15	0	0	0	15	4	17	7	28	43
		Juvenile Male	1	0	0	0	1	0	0	1	1	2
		<b>Total</b>	<b>32</b>	<b>2</b>	<b>0</b>	<b>0</b>	<b>34</b>	<b>5</b>	<b>30</b>	<b>14</b>	<b>49</b>	<b>83</b>
	<b>Total</b>	<b>3,988</b>	<b>142</b>	<b>13</b>	<b>58</b>	<b>4,201</b>	<b>1,354</b>	<b>4,229</b>	<b>2,978</b>	<b>8,561</b>	<b>12,762</b>	
<u>Lewis County</u>	Lewis Co SO	Adult Female	45	1	0	0	46	2	3	3	8	54
		Adult Male	22	0	0	0	22	6	9	8	23	45
		Juvenile Female	8	0	0	0	8	0	1	0	1	9
		Juvenile Male	6	0	0	0	6	0	1	0	1	7
		<b>Total</b>	<b>81</b>	<b>1</b>	<b>0</b>	<b>0</b>	<b>82</b>	<b>8</b>	<b>14</b>	<b>11</b>	<b>33</b>	<b>115</b>
	Weston PD	Adult Female	15	0	0	0	15	0	2	3	5	20
		Adult Male	10	0	0	0	10	0	4	2	6	16
		Juvenile Male	3	0	0	0	3	0	0	0	0	3
		<b>Total</b>	<b>28</b>	<b>0</b>	<b>0</b>	<b>0</b>	<b>28</b>	<b>0</b>	<b>6</b>	<b>5</b>	<b>11</b>	<b>39</b>
	Weston SP	Adult Female	28	1	0	1	30	4	13	16	33	63
		Adult Male	9	1	0	0	10	8	27	18	53	63
		Juvenile Female	1	3	0	1	5	0	0	0	0	5
		Juvenile Male	2	0	0	0	2	0	1	2	3	5
		<b>Total</b>	<b>40</b>	<b>5</b>	<b>0</b>	<b>2</b>	<b>47</b>	<b>12</b>	<b>41</b>	<b>36</b>	<b>89</b>	<b>136</b>
	<b>Total</b>	<b>149</b>	<b>6</b>	<b>0</b>	<b>2</b>	<b>157</b>	<b>20</b>	<b>61</b>	<b>52</b>	<b>133</b>	<b>290</b>	
<u>Lincoln</u>	Hamlin PD	Adult Female	0	0	0	0	0	0	1	0	1	1



			Crimes Against Persons					Crimes Against Property				Total
			Assault Offenses	Forcible Sex Offenses	Murder	Other Crimes Against Persons	Total	Burglary/ B&E	Larceny	Other Crimes Against Property	Total	
<u>Lincoln County</u>	Hamlin PD	Adult Male	0	0	0	0	0	0	1	0	1	1
		<b>Total</b>	<b>0</b>	<b>0</b>	<b>0</b>	<b>0</b>	<b>0</b>	<b>0</b>	<b>2</b>	<b>0</b>	<b>2</b>	<b>2</b>
	Hamlin SP	Adult Female	138	2	0	0	140	22	67	64	153	293
		Adult Male	74	0	2	0	76	27	102	62	191	267
		Juvenile Female	13	10	0	5	28	0	1	0	1	29
		Juvenile Male	12	4	0	0	16	1	0	2	3	19
		<b>Total</b>	<b>237</b>	<b>16</b>	<b>2</b>	<b>5</b>	<b>260</b>	<b>50</b>	<b>170</b>	<b>128</b>	<b>348</b>	<b>608</b>
	Lincoln Co SO	Adult Female	0	0	0	0	0	1	3	2	6	6
		Adult Male	0	0	0	0	0	1	1	6	8	8
		<b>Total</b>	<b>0</b>	<b>0</b>	<b>0</b>	<b>0</b>	<b>0</b>	<b>2</b>	<b>4</b>	<b>8</b>	<b>14</b>	<b>14</b>
<b>Total</b>			<b>237</b>	<b>16</b>	<b>2</b>	<b>5</b>	<b>260</b>	<b>52</b>	<b>176</b>	<b>136</b>	<b>364</b>	<b>624</b>
<u>Logan County</u>	Chapmanville PD	Adult Female	11	0	0	0	11	6	14	10	30	41
		Adult Male	17	0	0	0	17	4	9	12	25	42
		Juvenile Female	1	0	0	0	1	0	0	0	0	1
		<b>Total</b>	<b>29</b>	<b>0</b>	<b>0</b>	<b>0</b>	<b>29</b>	<b>10</b>	<b>23</b>	<b>22</b>	<b>55</b>	<b>84</b>
	FIRE MARSHAL - Logan	Adult Male	0	0	0	0	0	0	0	1	1	1
		<b>Total</b>	<b>0</b>	<b>0</b>	<b>0</b>	<b>0</b>	<b>0</b>	<b>0</b>	<b>0</b>	<b>1</b>	<b>1</b>	<b>1</b>
	Logan Co SO	Adult Female	56	1	0	0	57	6	15	7	28	85
		Adult Male	25	0	0	2	27	6	28	12	46	73
		Juvenile Female	0	0	0	0	0	0	2	0	2	2

			Crimes Against Persons					Crimes Against Property				Total	
			Assault Offenses	Forcible Sex Offenses	Murder	Other Crimes Against Persons	Total	Burglary/B&E	Larceny	Other Crimes Against Property	Total		
<b><u>Logan County</u></b>	Logan Co SO	Juvenile Male	1	1	0	0	2	0	0	0	0	2	
		<b>Total</b>	<b>82</b>	<b>2</b>	<b>0</b>	<b>2</b>	<b>86</b>	<b>12</b>	<b>45</b>	<b>19</b>	<b>76</b>	<b>162</b>	
	Logan PD	Adult Female	37	0	0	0	37	6	29	20	55	92	
		Adult Male	31	0	0	0	31	12	28	27	67	98	
		Juvenile Female	5	0	0	0	5	0	2	0	2	7	
		Juvenile Male	3	0	0	0	3	0	1	2	3	6	
		<b>Total</b>	<b>76</b>	<b>0</b>	<b>0</b>	<b>0</b>	<b>76</b>	<b>18</b>	<b>60</b>	<b>49</b>	<b>127</b>	<b>203</b>	
	Logan SP	Adult Female	246	5	0	0	251	58	144	132	334	585	
		Adult Male	137	0	1	0	138	80	193	149	422	560	
		Juvenile Female	21	7	0	5	33	0	0	2	2	35	
		Juvenile Male	26	1	0	1	28	0	1	1	2	30	
		<b>Total</b>	<b>430</b>	<b>13</b>	<b>1</b>	<b>6</b>	<b>450</b>	<b>138</b>	<b>338</b>	<b>284</b>	<b>760</b>	<b>1,210</b>	
	Man PD	Adult Female	3	0	0	0	3	0	1	4	5	8	
		Adult Male	7	0	0	0	7	2	2	3	7	14	
		<b>Total</b>	<b>10</b>	<b>0</b>	<b>0</b>	<b>0</b>	<b>10</b>	<b>2</b>	<b>3</b>	<b>7</b>	<b>12</b>	<b>22</b>	
	West Logan PD	Adult Female	1	0	0	0	1	0	1	0	1	2	
		Adult Male	0	0	0	0	0	0	4	0	4	4	
		Juvenile Male	0	0	0	0	0	0	1	0	1	1	
		<b>Total</b>	<b>1</b>	<b>0</b>	<b>0</b>	<b>0</b>	<b>1</b>	<b>0</b>	<b>6</b>	<b>0</b>	<b>6</b>	<b>7</b>	
	<b>Total</b>			<b>628</b>	<b>15</b>	<b>1</b>	<b>8</b>	<b>652</b>	<b>180</b>	<b>475</b>	<b>382</b>	<b>1,037</b>	<b>1,689</b>

			Crimes Against Persons					Crimes Against Property				Total
			Assault Offenses	Forcible Sex Offenses	Murder	Other Crimes Against Persons	Total	Burglary/ B&E	Larceny	Other Crimes Against Property	Total	
<b><u>Marion County</u></b>	Fairmont Campus Police	Adult Female	7	1	0	0	8	5	12	19	36	<b>44</b>
		Adult Male	5	0	0	0	5	2	10	21	33	<b>38</b>
		<b>Total</b>	<b>12</b>	<b>1</b>	<b>0</b>	<b>0</b>	<b>13</b>	<b>7</b>	<b>22</b>	<b>40</b>	<b>69</b>	<b>82</b>
	Fairmont PD	Adult Female	142	5	0	1	148	45	161	155	361	<b>509</b>
		Adult Male	91	0	2	1	94	38	177	188	403	<b>497</b>
		Juvenile Female	14	1	0	5	20	1	1	5	7	<b>27</b>
		Juvenile Male	21	0	0	2	23	1	8	0	9	<b>32</b>
		<b>Total</b>	<b>268</b>	<b>6</b>	<b>2</b>	<b>9</b>	<b>285</b>	<b>85</b>	<b>347</b>	<b>348</b>	<b>780</b>	<b>1,065</b>
	Fairmont SP	Adult Female	14	1	1	0	16	0	24	38	62	<b>78</b>
		Adult Male	13	0	1	1	15	9	52	37	98	<b>113</b>
		Juvenile Female	5	1	0	0	6	0	3	1	4	<b>10</b>
		Juvenile Male	3	0	0	0	3	0	4	2	6	<b>9</b>
		<b>Total</b>	<b>35</b>	<b>2</b>	<b>2</b>	<b>1</b>	<b>40</b>	<b>9</b>	<b>83</b>	<b>78</b>	<b>170</b>	<b>210</b>
	Fairview PD	Juvenile Female	0	0	0	1	1	0	0	0	0	<b>1</b>
		<b>Total</b>	<b>0</b>	<b>0</b>	<b>0</b>	<b>1</b>	<b>1</b>	<b>0</b>	<b>0</b>	<b>0</b>	<b>0</b>	<b>1</b>
	Mannington PD	Adult Female	6	0	0	0	6	1	1	2	4	<b>10</b>
		Adult Male	3	0	0	0	3	1	1	0	2	<b>5</b>
		Juvenile Female	3	0	0	0	3	0	0	0	0	<b>3</b>
		Juvenile Male	1	0	0	0	1	0	0	0	0	<b>1</b>
		<b>Total</b>	<b>13</b>	<b>0</b>	<b>0</b>	<b>0</b>	<b>13</b>	<b>2</b>	<b>2</b>	<b>2</b>	<b>6</b>	<b>19</b>

			Crimes Against Persons					Crimes Against Property				Total	
			Assault Offenses	Forcible Sex Offenses	Murder	Other Crimes Against Persons	Total	Burglary/B&E	Larceny	Other Crimes Against Property	Total		
<b><u>Marion County</u></b>	Marion Co SO	Adult Female	75	0	0	2	77	15	21	32	68	145	
		Adult Male	58	0	0	1	59	14	37	48	99	158	
		Juvenile Female	3	1	0	0	4	0	0	0	0	4	
		Juvenile Male	14	1	0	1	16	0	2	0	2	18	
		<b>Total</b>	<b>150</b>	<b>2</b>	<b>0</b>	<b>4</b>	<b>156</b>	<b>29</b>	<b>60</b>	<b>80</b>	<b>169</b>	<b>325</b>	
	Monongah PD	Adult Female	0	0	0	0	0	0	1	0	1	1	
		<b>Total</b>	<b>0</b>	<b>0</b>	<b>0</b>	<b>0</b>	<b>0</b>	<b>0</b>	<b>1</b>	<b>0</b>	<b>1</b>	<b>1</b>	
	Rivesville PD	Adult Female	1	0	0	0	1	0	0	0	0	1	
		<b>Total</b>	<b>1</b>	<b>0</b>	<b>0</b>	<b>0</b>	<b>1</b>	<b>0</b>	<b>0</b>	<b>0</b>	<b>0</b>	<b>1</b>	
	<b>Total</b>			<b>479</b>	<b>11</b>	<b>4</b>	<b>15</b>	<b>509</b>	<b>132</b>	<b>515</b>	<b>548</b>	<b>1,195</b>	<b>1,704</b>
	<b><u>Marshall County</u></b>	Benwood PD	Adult Female	12	0	0	0	12	0	1	1	2	14
			Adult Male	7	0	0	0	7	0	0	0	0	7
<b>Total</b>			<b>19</b>	<b>0</b>	<b>0</b>	<b>0</b>	<b>19</b>	<b>0</b>	<b>1</b>	<b>1</b>	<b>2</b>	<b>21</b>	
Cameron PD		Adult Female	1	0	0	0	1	1	0	1	2	3	
		Adult Male	4	0	0	0	4	0	0	0	0	4	
		Juvenile Female	1	0	0	0	1	0	0	0	0	1	
		Juvenile Male	1	0	0	0	1	0	0	0	0	1	
		<b>Total</b>	<b>7</b>	<b>0</b>	<b>0</b>	<b>0</b>	<b>7</b>	<b>1</b>	<b>0</b>	<b>1</b>	<b>2</b>	<b>9</b>	
Glen Dale PD		Adult Female	7	0	0	0	7	1	3	2	6	13	
		Adult Male	1	0	0	0	1	1	2	6	9	10	

			Crimes Against Persons					Crimes Against Property				Total
			Assault Offenses	Forcible Sex Offenses	Murder	Other Crimes Against Persons	Total	Burglary/B&E	Larceny	Other Crimes Against Property	Total	
<b><u>Marshall County</u></b>	Glen Dale PD	Juvenile Female	1	0	0	0	1	0	1	0	1	2
		<b>Total</b>	<b>9</b>	<b>0</b>	<b>0</b>	<b>0</b>	<b>9</b>	<b>2</b>	<b>6</b>	<b>8</b>	<b>16</b>	<b>25</b>
	Marshall Co SO	Adult Female	101	1	0	0	102	12	14	31	57	159
		Adult Male	50	0	0	0	50	14	25	35	74	124
		Juvenile Female	14	11	0	2	27	0	0	1	1	28
		Juvenile Male	14	0	0	0	14	0	0	2	2	16
		<b>Total</b>	<b>179</b>	<b>12</b>	<b>0</b>	<b>2</b>	<b>193</b>	<b>26</b>	<b>39</b>	<b>69</b>	<b>134</b>	<b>327</b>
	Mc Mechen PD	Adult Female	0	0	0	0	0	2	2	7	11	11
		Adult Male	0	0	0	0	0	1	0	4	5	5
		<b>Total</b>	<b>0</b>	<b>0</b>	<b>0</b>	<b>0</b>	<b>0</b>	<b>3</b>	<b>2</b>	<b>11</b>	<b>16</b>	<b>16</b>
	Moundsville PD	Adult Female	60	2	0	0	62	32	97	62	191	253
		Adult Male	36	0	0	0	36	35	80	53	168	204
		Juvenile Female	11	5	0	0	16	0	3	0	3	19
		Juvenile Male	15	0	0	0	15	0	7	0	7	22
		<b>Total</b>	<b>122</b>	<b>7</b>	<b>0</b>	<b>0</b>	<b>129</b>	<b>67</b>	<b>187</b>	<b>115</b>	<b>369</b>	<b>498</b>
	Moundsville SP	Adult Female	25	1	0	0	26	2	13	5	20	46
		Adult Male	23	0	0	0	23	7	15	18	40	63
		Juvenile Female	5	9	0	1	15	0	0	0	0	15
		Juvenile Male	5	1	0	0	6	0	0	0	0	6
		<b>Total</b>	<b>58</b>	<b>11</b>	<b>0</b>	<b>1</b>	<b>70</b>	<b>9</b>	<b>28</b>	<b>23</b>	<b>60</b>	<b>130</b>

			Crimes Against Persons				Crimes Against Property				Total		
			Assault Offenses	Forcible Sex Offenses	Murder	Other Crimes Against Persons	Total	Burglary/ B&E	Larceny	Other Crimes Against Property		Total	
<b><u>Marshall</u></b>	<b>Total</b>		<b>394</b>	<b>30</b>	<b>0</b>	<b>3</b>	<b>427</b>	<b>108</b>	<b>263</b>	<b>228</b>	<b>599</b>	<b>1,026</b>	
<b><u>Mason County</u></b>	FIRE MARSHAL - Mason	Adult Female	0	0	0	0	0	0	0	1	1	1	
		<b>Total</b>	<b>0</b>	<b>0</b>	<b>0</b>	<b>0</b>	<b>0</b>	<b>0</b>	<b>0</b>	<b>0</b>	<b>1</b>	<b>1</b>	<b>1</b>
	Hartford PD	Adult Female	1	0	0	0	1	0	0	0	0	0	1
		Adult Male	0	0	0	0	0	1	2	0	0	3	3
		<b>Total</b>	<b>1</b>	<b>0</b>	<b>0</b>	<b>0</b>	<b>1</b>	<b>1</b>	<b>2</b>	<b>0</b>	<b>0</b>	<b>3</b>	<b>4</b>
	Henderson PD	Adult Female	1	0	0	0	1	0	0	0	0	0	1
		<b>Total</b>	<b>1</b>	<b>0</b>	<b>0</b>	<b>0</b>	<b>1</b>	<b>0</b>	<b>0</b>	<b>0</b>	<b>0</b>	<b>0</b>	<b>1</b>
	Mason Co SO	Adult Female	65	1	0	0	66	1	9	13	23	89	
		Adult Male	27	0	0	1	28	3	30	30	63	91	
		Juvenile Female	6	1	0	0	7	0	0	0	0	7	
		Juvenile Male	6	0	0	0	6	0	0	0	0	6	
		<b>Total</b>	<b>104</b>	<b>2</b>	<b>0</b>	<b>1</b>	<b>107</b>	<b>4</b>	<b>39</b>	<b>43</b>	<b>86</b>	<b>193</b>	
	Mason PD	Adult Female	0	0	0	0	0	0	2	2	4	4	
		Adult Male	0	0	0	0	0	2	7	6	15	15	
		<b>Total</b>	<b>0</b>	<b>0</b>	<b>0</b>	<b>0</b>	<b>0</b>	<b>2</b>	<b>9</b>	<b>8</b>	<b>19</b>	<b>19</b>	
	New Haven PD	Adult Female	6	0	0	0	6	0	12	2	14	20	
		Adult Male	3	0	0	0	3	4	4	7	15	18	
		Juvenile Female	2	1	0	0	3	0	0	0	0	3	
		Juvenile Male	1	0	0	0	1	0	2	0	2	3	

			Crimes Against Persons					Crimes Against Property				Total	
			Assault Offenses	Forcible Sex Offenses	Murder	Other Crimes Against Persons	Total	Burglary/ B&E	Larceny	Other Crimes Against Property	Total		
<u><b>Mason County</b></u>	New Haven PD	<b>Total</b>	<b>12</b>	<b>1</b>	<b>0</b>	<b>0</b>	<b>13</b>	<b>4</b>	<b>18</b>	<b>9</b>	<b>31</b>	<b>44</b>	
	Point Pleasant PD	Adult Female	74	0	0	0	74	12	50	61	123	<b>197</b>	
		Adult Male	41	0	0	0	41	13	52	53	118	<b>159</b>	
		Juvenile Female	10	0	0	0	10	0	1	1	2	<b>12</b>	
		Juvenile Male	7	0	0	1	8	1	2	2	5	<b>13</b>	
		<b>Total</b>	<b>132</b>	<b>0</b>	<b>0</b>	<b>1</b>	<b>133</b>	<b>26</b>	<b>105</b>	<b>117</b>	<b>248</b>	<b>381</b>	
	Point Pleasant SP	Adult Female	13	0	0	0	13	4	9	13	26	<b>39</b>	
		Adult Male	12	0	1	0	13	8	21	25	54	<b>67</b>	
		Juvenile Female	2	4	0	1	7	0	2	0	2	<b>9</b>	
		Juvenile Male	2	0	0	0	2	0	3	0	3	<b>5</b>	
		<b>Total</b>	<b>29</b>	<b>4</b>	<b>1</b>	<b>1</b>	<b>35</b>	<b>12</b>	<b>35</b>	<b>38</b>	<b>85</b>	<b>120</b>	
	<b>Total</b>			<b>279</b>	<b>7</b>	<b>1</b>	<b>3</b>	<b>290</b>	<b>49</b>	<b>208</b>	<b>216</b>	<b>473</b>	<b>763</b>
	<u><b>McDowell County</b></u>	Bradshaw PD	Adult Male	0	0	0	0	0	1	1	3	5	<b>5</b>
			<b>Total</b>	<b>0</b>	<b>0</b>	<b>0</b>	<b>0</b>	<b>0</b>	<b>1</b>	<b>1</b>	<b>3</b>	<b>5</b>	<b>5</b>
		Davy PD	Adult Female	0	0	0	0	0	0	0	1	1	<b>1</b>
Juvenile Female			1	0	0	0	1	0	0	0	0	<b>1</b>	
<b>Total</b>			<b>1</b>	<b>0</b>	<b>0</b>	<b>0</b>	<b>1</b>	<b>0</b>	<b>0</b>	<b>1</b>	<b>1</b>	<b>2</b>	
DNR - 4 - McDowell		Adult Female	2	0	0	0	2	0	0	0	0	<b>2</b>	
		Adult Male	3	0	0	0	3	1	0	0	1	<b>4</b>	
		<b>Total</b>	<b>5</b>	<b>0</b>	<b>0</b>	<b>0</b>	<b>5</b>	<b>1</b>	<b>0</b>	<b>0</b>	<b>1</b>	<b>6</b>	

			Crimes Against Persons					Crimes Against Property				Total
			Assault Offenses	Forcible Sex Offenses	Murder	Other Crimes Against Persons	Total	Burglary/ B&E	Larceny	Other Crimes Against Property	Total	
<b><u>McDowell County</u></b>	Mc Dowell Co SO	Adult Female	139	1	0	1	141	16	47	52	115	<b>256</b>
		Adult Male	82	0	0	0	82	32	44	52	128	<b>210</b>
		Juvenile Female	8	2	0	1	11	0	0	1	1	<b>12</b>
		Juvenile Male	11	0	0	0	11	2	0	1	3	<b>14</b>
		<b>Total</b>	<b>240</b>	<b>3</b>	<b>0</b>	<b>2</b>	<b>245</b>	<b>50</b>	<b>91</b>	<b>106</b>	<b>247</b>	<b>492</b>
	North Fork PD	Adult Female	3	0	0	0	3	0	0	0	0	<b>3</b>
		Adult Male	1	0	0	0	1	1	0	1	2	<b>3</b>
		<b>Total</b>	<b>4</b>	<b>0</b>	<b>0</b>	<b>0</b>	<b>4</b>	<b>1</b>	<b>0</b>	<b>1</b>	<b>2</b>	<b>6</b>
	War PD	Adult Female	17	0	0	0	17	3	16	4	23	<b>40</b>
		Adult Male	25	0	0	0	25	5	19	7	31	<b>56</b>
		Juvenile Female	3	0	0	1	4	0	1	0	1	<b>5</b>
		Juvenile Male	2	0	0	0	2	0	2	0	2	<b>4</b>
		<b>Total</b>	<b>47</b>	<b>0</b>	<b>0</b>	<b>1</b>	<b>48</b>	<b>8</b>	<b>38</b>	<b>11</b>	<b>57</b>	<b>105</b>
	Welch PD	Adult Female	43	0	0	0	43	6	20	21	47	<b>90</b>
		Adult Male	30	0	0	0	30	7	22	26	55	<b>85</b>
		Juvenile Female	4	0	0	0	4	0	0	0	0	<b>4</b>
		Juvenile Male	4	0	0	0	4	0	0	0	0	<b>4</b>
		<b>Total</b>	<b>81</b>	<b>0</b>	<b>0</b>	<b>0</b>	<b>81</b>	<b>13</b>	<b>42</b>	<b>47</b>	<b>102</b>	<b>183</b>
	Welch SP	Adult Female	20	0	0	0	20	13	17	12	42	<b>62</b>
		Adult Male	9	0	0	0	9	13	18	10	41	<b>50</b>



			Crimes Against Persons					Crimes Against Property				Total
			Assault Offenses	Forcible Sex Offenses	Murder	Other Crimes Against Persons	Total	Burglary/ B&E	Larceny	Other Crimes Against Property	Total	
<u>McDowell County</u>	Welch SP	Juvenile Female	1	1	0	0	2	0	0	0	0	2
		<b>Total</b>	<b>30</b>	<b>1</b>	<b>0</b>	<b>0</b>	<b>31</b>	<b>26</b>	<b>35</b>	<b>22</b>	<b>83</b>	<b>114</b>
	<b>Total</b>		<b>408</b>	<b>4</b>	<b>0</b>	<b>3</b>	<b>415</b>	<b>100</b>	<b>207</b>	<b>191</b>	<b>498</b>	<b>913</b>
<u>Mercer County</u>	Athens PD	Adult Female	1	0	0	0	1	0	2	0	2	3
		Adult Male	0	0	0	0	0	2	2	1	5	5
		<b>Total</b>	<b>1</b>	<b>0</b>	<b>0</b>	<b>0</b>	<b>1</b>	<b>2</b>	<b>4</b>	<b>1</b>	<b>7</b>	<b>8</b>
	Bluefield College	Adult Female	0	0	0	0	0	0	1	1	2	2
		Adult Male	0	0	0	0	0	0	1	0	1	1
		Juvenile Female	0	0	0	0	0	0	1	0	1	1
		<b>Total</b>	<b>0</b>	<b>0</b>	<b>0</b>	<b>0</b>	<b>0</b>	<b>0</b>	<b>3</b>	<b>1</b>	<b>4</b>	<b>4</b>
	Bluefield PD	Adult Female	161	2	0	0	163	23	109	110	242	405
		Adult Male	86	0	2	1	89	35	134	103	272	361
		Juvenile Female	16	5	0	4	25	0	1	2	3	28
		Juvenile Male	20	0	0	0	20	0	1	2	3	23
		<b>Total</b>	<b>283</b>	<b>7</b>	<b>2</b>	<b>5</b>	<b>297</b>	<b>58</b>	<b>245</b>	<b>217</b>	<b>520</b>	<b>817</b>
	Concord College Security	Adult Female	0	0	0	0	0	2	7	2	11	11
		Adult Male	1	0	0	0	1	4	13	6	23	24
		Juvenile Male	0	0	0	0	0	1	0	0	1	1
<b>Total</b>		<b>1</b>	<b>0</b>	<b>0</b>	<b>0</b>	<b>1</b>	<b>7</b>	<b>20</b>	<b>8</b>	<b>35</b>	<b>36</b>	
DNR - 4 -	Adult Female	0	0	0	0	0	0	0	1	1	1	

			Crimes Against Persons					Crimes Against Property				Total
			Assault Offenses	Forcible Sex Offenses	Murder	Other Crimes Against Persons	Total	Burglary/ B&E	Larceny	Other Crimes Against Property	Total	
<b><u>Mercer County</u></b>	DNR - 4 - Mercer	Adult Male	0	0	0	0	0	0	0	1	1	1
		<b>Total</b>	<b>0</b>	<b>0</b>	<b>0</b>	<b>0</b>	<b>0</b>	<b>0</b>	<b>0</b>	<b>2</b>	<b>2</b>	<b>2</b>
	Matoaka PD	Adult Female	2	0	0	0	2	0	0	0	0	2
		Adult Male	4	0	0	0	4	1	0	1	2	6
		<b>Total</b>	<b>6</b>	<b>0</b>	<b>0</b>	<b>0</b>	<b>6</b>	<b>1</b>	<b>0</b>	<b>1</b>	<b>2</b>	<b>8</b>
	Mercer Co SO	Adult Female	312	9	1	3	325	64	140	154	358	683
		Adult Male	207	1	2	4	214	96	178	116	390	604
		Juvenile Female	11	5	0	3	19	1	2	3	6	25
		Juvenile Male	20	3	0	1	24	0	4	2	6	30
		<b>Total</b>	<b>550</b>	<b>18</b>	<b>3</b>	<b>11</b>	<b>582</b>	<b>161</b>	<b>324</b>	<b>275</b>	<b>760</b>	<b>1,342</b>
	Princeton PD		7	0	0	0	7	1	5	2	8	15
		Adult Female	130	1	0	1	132	23	96	79	198	330
		Adult Male	91	1	1	0	93	25	94	85	204	297
		Juvenile Female	15	0	0	1	16	1	1	5	7	23
		Juvenile Male	16	0	0	0	16	1	5	4	10	26
		<b>Total</b>	<b>259</b>	<b>2</b>	<b>1</b>	<b>2</b>	<b>264</b>	<b>51</b>	<b>201</b>	<b>175</b>	<b>427</b>	<b>691</b>
	Princeton SP		0	0	0	0	0	0	1	0	1	1
		Adult Female	66	3	1	1	71	51	117	71	239	310
		Adult Male	44	1	1	0	46	82	141	90	313	359
		Juvenile Female	5	4	0	0	9	0	3	0	3	12

			Crimes Against Persons					Crimes Against Property				Total
			Assault Offenses	Forcible Sex Offenses	Murder	Other Crimes Against Persons	Total	Burglary/ B&E	Larceny	Other Crimes Against Property	Total	
<b><u>Mercer County</u></b>	Princeton SP	Juvenile Male	7	1	0	0	8	1	5	2	8	16
		<b>Total</b>	<b>122</b>	<b>9</b>	<b>2</b>	<b>1</b>	<b>134</b>	<b>134</b>	<b>267</b>	<b>163</b>	<b>564</b>	<b>698</b>
	Turnpike - Mercer	Adult Male	2	0	0	0	2	0	0	0	0	2
		<b>Total</b>	<b>2</b>	<b>0</b>	<b>0</b>	<b>0</b>	<b>2</b>	<b>0</b>	<b>0</b>	<b>0</b>	<b>0</b>	<b>2</b>
	<b>Total</b>			<b>1,224</b>	<b>36</b>	<b>8</b>	<b>19</b>	<b>1,287</b>	<b>414</b>	<b>1,064</b>	<b>843</b>	<b>2,321</b>
<b><u>Mineral County</u></b>	DNR - 2 - Mineral	Adult Male	1	0	0	0	1	0	0	0	0	1
		<b>Total</b>	<b>1</b>	<b>0</b>	<b>0</b>	<b>0</b>	<b>1</b>	<b>0</b>	<b>0</b>	<b>0</b>	<b>0</b>	<b>1</b>
	Keyser PD	Adult Female	48	1	0	0	49	12	25	21	58	107
		Adult Male	29	0	0	0	29	10	16	12	38	67
		Juvenile Female	8	1	1	1	11	0	1	1	2	13
		Juvenile Male	6	0	0	0	6	0	1	0	1	7
		<b>Total</b>	<b>91</b>	<b>2</b>	<b>1</b>	<b>1</b>	<b>95</b>	<b>22</b>	<b>43</b>	<b>34</b>	<b>99</b>	<b>194</b>
		Keyser SP	Adult Female	54	1	1	1	57	10	21	44	75
	Adult Male		40	0	0	0	40	37	39	71	147	187
	Juvenile Female		6	3	0	1	10	0	1	1	2	12
	Juvenile Male		8	0	0	0	8	0	4	2	6	14
	<b>Total</b>		<b>108</b>	<b>4</b>	<b>1</b>	<b>2</b>	<b>115</b>	<b>47</b>	<b>65</b>	<b>118</b>	<b>230</b>	<b>345</b>
	Mineral Co SO	Adult Female	28	1	0	0	29	4	11	9	24	53
		Adult Male	12	0	0	0	12	4	15	10	29	41
		Juvenile Female	7	2	0	1	10	0	0	1	1	11

			Crimes Against Persons					Crimes Against Property				Total
			Assault Offenses	Forcible Sex Offenses	Murder	Other Crimes Against Persons	Total	Burglary/ B&E	Larceny	Other Crimes Against Property	Total	
<b><u>Mineral County</u></b>	Mineral Co SO	Juvenile Male	4	0	0	0	4	0	0	0	0	4
		<b>Total</b>	<b>51</b>	<b>3</b>	<b>0</b>	<b>1</b>	<b>55</b>	<b>8</b>	<b>26</b>	<b>20</b>	<b>54</b>	<b>109</b>
	Piedmont PD	Adult Female	5	0	0	0	5	0	6	2	8	13
		Adult Male	2	0	0	0	2	0	5	5	10	12
		Juvenile Female	1	0	0	0	1	0	1	0	1	2
		Juvenile Male	0	0	0	0	0	0	1	0	1	1
		<b>Total</b>	<b>8</b>	<b>0</b>	<b>0</b>	<b>0</b>	<b>8</b>	<b>0</b>	<b>13</b>	<b>7</b>	<b>20</b>	<b>28</b>
	Potomac State College	Adult Female	3	1	0	0	4	0	5	1	6	10
		Adult Male	9	0	0	0	9	7	7	5	19	28
		<b>Total</b>	<b>12</b>	<b>1</b>	<b>0</b>	<b>0</b>	<b>13</b>	<b>7</b>	<b>12</b>	<b>6</b>	<b>25</b>	<b>38</b>
	<b>Total</b>			<b>271</b>	<b>10</b>	<b>2</b>	<b>4</b>	<b>287</b>	<b>84</b>	<b>159</b>	<b>185</b>	<b>428</b>
<b><u>Mingo County</u></b>	FIRE MARSHAL - MINGO	Adult Male	0	0	0	0	0	0	0	1	1	1
		<b>Total</b>	<b>0</b>	<b>0</b>	<b>0</b>	<b>0</b>	<b>0</b>	<b>0</b>	<b>0</b>	<b>1</b>	<b>1</b>	<b>1</b>
	Gilbert PD	Adult Female	1	0	0	0	1	0	0	2	2	3
		Adult Male	3	0	0	0	3	1	0	1	2	5
		Juvenile Female	1	0	0	0	1	0	0	0	0	1
		<b>Total</b>	<b>5</b>	<b>0</b>	<b>0</b>	<b>0</b>	<b>5</b>	<b>1</b>	<b>0</b>	<b>3</b>	<b>4</b>	<b>9</b>
	Gilbert SP	Adult Female	22	1	0	1	24	6	18	12	36	60
		Adult Male	15	0	0	0	15	17	36	19	72	87
		Juvenile Female	1	0	0	0	1	0	0	0	0	1

			Crimes Against Persons					Crimes Against Property				Total
			Assault Offenses	Forcible Sex Offenses	Murder	Other Crimes Against Persons	Total	Burglary/ B&E	Larceny	Other Crimes Against Property	Total	
<u>Mingo County</u>	Gilbert SP	Juvenile Male	2	0	0	0	2	0	1	0	1	3
		<b>Total</b>	<b>40</b>	<b>1</b>	<b>0</b>	<b>1</b>	<b>42</b>	<b>23</b>	<b>55</b>	<b>31</b>	<b>109</b>	<b>151</b>
	Mingo Co SO	Adult Female	34	0	0	0	34	0	0	0	0	34
		Adult Male	10	0	0	0	10	0	1	0	1	11
		Juvenile Male	1	0	0	0	1	0	0	0	0	1
		<b>Total</b>	<b>45</b>	<b>0</b>	<b>0</b>	<b>0</b>	<b>45</b>	<b>0</b>	<b>1</b>	<b>0</b>	<b>1</b>	<b>46</b>
	Williamson PD	Adult Female	18	0	0	0	18	10	21	21	52	70
		Adult Male	30	0	0	0	30	13	31	17	61	91
		Juvenile Female	1	0	0	1	2	0	0	0	0	2
		Juvenile Male	6	0	0	0	6	0	0	0	0	6
		<b>Total</b>	<b>55</b>	<b>0</b>	<b>0</b>	<b>1</b>	<b>56</b>	<b>23</b>	<b>52</b>	<b>38</b>	<b>113</b>	<b>169</b>
	Williamson SP		2	0	0	0	2	0	0	0	0	2
		Adult Female	56	0	1	0	57	18	34	22	74	131
		Adult Male	33	0	0	0	33	17	43	26	86	119
		Juvenile Female	8	0	0	2	10	0	0	3	3	13
		Juvenile Male	2	0	0	1	3	1	0	1	2	5
		<b>Total</b>	<b>101</b>	<b>0</b>	<b>1</b>	<b>3</b>	<b>105</b>	<b>36</b>	<b>77</b>	<b>52</b>	<b>165</b>	<b>270</b>
<b>Total</b>			<b>246</b>	<b>1</b>	<b>1</b>	<b>5</b>	<b>253</b>	<b>83</b>	<b>185</b>	<b>125</b>	<b>393</b>	<b>646</b>
<u>Monongalia County</u>	FIRE MARSHAL - Monongalia	Adult Female	0	0	0	0	0	0	0	2	2	2
		Adult Male	0	0	0	0	0	0	0	5	5	5

			Crimes Against Persons					Crimes Against Property				Total
			Assault Offenses	Forcible Sex Offenses	Murder	Other Crimes Against Persons	Total	Burglary/B&E	Larceny	Other Crimes Against Property	Total	
<b><u>Monongalia County</u></b>	FIRE MARSHAL	<b>Total</b>	<b>0</b>	<b>0</b>	<b>0</b>	<b>0</b>	<b>0</b>	<b>0</b>	<b>0</b>	<b>7</b>	<b>7</b>	<b>7</b>
	Granville PD	Adult Female	0	0	0	0	0	1	0	0	1	1
		Adult Male	2	0	0	0	2	0	1	1	2	4
		<b>Total</b>	<b>2</b>	<b>0</b>	<b>0</b>	<b>0</b>	<b>2</b>	<b>1</b>	<b>1</b>	<b>1</b>	<b>3</b>	<b>5</b>
	Monongalia Co SO	Adult Female	88	2	2	2	94	20	94	97	211	305
		Adult Male	92	0	1	1	94	47	124	119	290	384
		Juvenile Female	8	5	0	1	14	0	0	1	1	15
		Juvenile Male	8	0	0	0	8	0	5	1	6	14
		<b>Total</b>	<b>196</b>	<b>7</b>	<b>3</b>	<b>4</b>	<b>210</b>	<b>67</b>	<b>223</b>	<b>218</b>	<b>508</b>	<b>718</b>
	Morgantown PD		0	0	0	0	0	0	3	2	5	5
		Adult Female	151	15	0	1	167	100	234	317	651	818
		Adult Male	171	1	1	0	173	125	269	433	827	1,000
		Juvenile Female	18	6	0	0	24	0	7	2	9	33
		Juvenile Male	14	0	0	1	15	0	9	4	13	28
		<b>Total</b>	<b>354</b>	<b>22</b>	<b>1</b>	<b>2</b>	<b>379</b>	<b>225</b>	<b>522</b>	<b>758</b>	<b>1,505</b>	<b>1,884</b>
	Morgantown SP	Adult Female	166	5	0	3	174	57	91	137	285	459
		Adult Male	86	2	0	0	88	75	143	121	339	427
		Juvenile Female	10	14	0	1	25	2	0	2	4	29
		Juvenile Male	14	4	0	0	18	1	4	1	6	24
		<b>Total</b>	<b>276</b>	<b>25</b>	<b>0</b>	<b>4</b>	<b>305</b>	<b>135</b>	<b>238</b>	<b>261</b>	<b>634</b>	<b>939</b>

			Crimes Against Persons					Crimes Against Property				Total
			Assault Offenses	Forcible Sex Offenses	Murder	Other Crimes Against Persons	Total	Burglary/ B&E	Larceny	Other Crimes Against Property	Total	
<u>Monongalia County</u>	Star City PD	Adult Female	7	2	0	0	9	1	7	6	14	23
		Adult Male	7	0	0	0	7	3	4	3	10	17
		Juvenile Female	1	0	0	0	1	0	0	0	0	1
		<b>Total</b>	<b>15</b>	<b>2</b>	<b>0</b>	<b>0</b>	<b>17</b>	<b>4</b>	<b>11</b>	<b>9</b>	<b>24</b>	<b>41</b>
	West Virginia University	Adult Female	16	1	0	0	17	5	51	9	65	82
		Adult Male	34	0	0	0	34	7	84	24	115	149
		Juvenile Female	0	0	0	0	0	0	2	0	2	2
		Juvenile Male	0	0	0	0	0	1	1	0	2	2
		<b>Total</b>	<b>50</b>	<b>1</b>	<b>0</b>	<b>0</b>	<b>51</b>	<b>13</b>	<b>138</b>	<b>33</b>	<b>184</b>	<b>235</b>
	Westover PD	Adult Female	15	1	0	0	16	3	26	19	48	64
		Adult Male	22	0	0	0	22	2	20	23	45	67
		Juvenile Female	2	1	0	0	3	0	1	1	2	5
		Juvenile Male	6	1	0	0	7	0	0	0	0	7
		<b>Total</b>	<b>45</b>	<b>3</b>	<b>0</b>	<b>0</b>	<b>48</b>	<b>5</b>	<b>47</b>	<b>43</b>	<b>95</b>	<b>143</b>
	<b>Total</b>			<b>938</b>	<b>60</b>	<b>4</b>	<b>10</b>	<b>1,012</b>	<b>450</b>	<b>1,180</b>	<b>1,330</b>	<b>2,960</b>
<u>Monroe County</u>	Alderson PD	Adult Female	3	0	0	0	3	0	1	0	1	4
		Adult Male	2	0	0	0	2	0	0	2	2	4
		Juvenile Female	0	0	0	1	1	0	0	0	0	1
		<b>Total</b>	<b>5</b>	<b>0</b>	<b>0</b>	<b>1</b>	<b>6</b>	<b>0</b>	<b>1</b>	<b>2</b>	<b>3</b>	<b>9</b>
	DNR - 4 -	Adult Male	1	0	0	0	1	0	0	0	0	1

		Crimes Against Persons					Crimes Against Property				Total		
		Assault Offenses	Forcible Sex Offenses	Murder	Other Crimes Against Persons	Total	Burglary/B&E	Larceny	Other Crimes Against Property	Total			
<b><u>Monroe County</u></b>	DNR - 4 - ..	<b>Total</b>	<b>1</b>	<b>0</b>	<b>0</b>	<b>0</b>	<b>1</b>	<b>0</b>	<b>0</b>	<b>0</b>	<b>0</b>	<b>1</b>	
	Monroe Co SO	Adult Female	37	1	0	0	38	6	17	8	31	<b>69</b>	
		Adult Male	21	0	0	0	21	12	14	4	30	<b>51</b>	
		Juvenile Female	6	0	0	0	6	0	0	0	0	<b>6</b>	
		Juvenile Male	1	0	0	0	1	0	1	0	1	<b>2</b>	
		<b>Total</b>	<b>65</b>	<b>1</b>	<b>0</b>	<b>0</b>	<b>66</b>	<b>18</b>	<b>32</b>	<b>12</b>	<b>62</b>	<b>128</b>	
	Peterstown PD	Adult Female	0	0	0	0	0	1	1	0	2	<b>2</b>	
		Adult Male	1	0	0	0	1	0	0	1	1	<b>2</b>	
		Juvenile Female	0	0	0	0	0	0	1	0	1	<b>1</b>	
		<b>Total</b>	<b>1</b>	<b>0</b>	<b>0</b>	<b>0</b>	<b>1</b>	<b>1</b>	<b>2</b>	<b>1</b>	<b>4</b>	<b>5</b>	
	Union SP	Adult Female	28	0	0	1	29	15	17	12	44	<b>73</b>	
		Adult Male	17	0	0	0	17	17	23	12	52	<b>69</b>	
		Juvenile Female	3	1	0	0	4	0	0	0	0	<b>4</b>	
		Juvenile Male	5	0	0	0	5	0	1	0	1	<b>6</b>	
		<b>Total</b>	<b>53</b>	<b>1</b>	<b>0</b>	<b>1</b>	<b>55</b>	<b>32</b>	<b>41</b>	<b>24</b>	<b>97</b>	<b>152</b>	
	<b>Total</b>		<b>125</b>	<b>2</b>	<b>0</b>	<b>2</b>	<b>129</b>	<b>51</b>	<b>76</b>	<b>39</b>	<b>166</b>	<b>295</b>	
	<b><u>Morgan County</u></b>	Berkeley Springs SP	Adult Female	21	0	0	0	21	5	22	14	41	<b>62</b>
			Adult Male	23	0	0	0	23	20	27	24	71	<b>94</b>
			Juvenile Female	5	5	0	3	13	0	0	1	1	<b>14</b>
			Juvenile Male	7	1	0	0	8	0	2	0	2	<b>10</b>



		Crimes Against Persons					Crimes Against Property				Total	
		Assault Offenses	Forcible Sex Offenses	Murder	Other Crimes Against Persons	Total	Burglary/B&E	Larceny	Other Crimes Against Property	Total		
<b><u>Morgan County</u></b>	Berkeley PD	<b>Total</b>	<b>56</b>	<b>6</b>	<b>0</b>	<b>3</b>	<b>65</b>	<b>25</b>	<b>51</b>	<b>39</b>	<b>115</b>	<b>180</b>
	Morgan Co SO	Adult Female	32	0	0	0	32	5	28	35	68	<b>100</b>
		Adult Male	18	0	0	0	18	18	44	48	110	<b>128</b>
		Juvenile Female	7	1	0	0	8	0	0	2	2	<b>10</b>
		Juvenile Male	3	1	0	0	4	0	1	2	3	<b>7</b>
		<b>Total</b>	<b>60</b>	<b>2</b>	<b>0</b>	<b>0</b>	<b>62</b>	<b>23</b>	<b>73</b>	<b>87</b>	<b>183</b>	<b>245</b>
	<b>Total</b>	<b>116</b>	<b>8</b>	<b>0</b>	<b>3</b>	<b>127</b>	<b>48</b>	<b>124</b>	<b>126</b>	<b>298</b>	<b>425</b>	
<b><u>Nicholas County</u></b>	Nicholas Co SO	Adult Female	141	2	0	1	144	29	76	108	213	<b>357</b>
		Adult Male	126	1	1	0	128	60	155	138	353	<b>481</b>
		Juvenile Female	16	5	0	2	23	1	1	1	3	<b>26</b>
		Juvenile Male	23	2	0	1	26	1	0	2	3	<b>29</b>
		<b>Total</b>	<b>306</b>	<b>10</b>	<b>1</b>	<b>4</b>	<b>321</b>	<b>91</b>	<b>232</b>	<b>249</b>	<b>572</b>	<b>893</b>
	Richwood PD	Adult Female	8	0	0	0	8	0	2	2	4	<b>12</b>
		Adult Male	9	0	0	0	9	0	0	2	2	<b>11</b>
		Juvenile Female	1	0	0	0	1	0	0	0	0	<b>1</b>
		<b>Total</b>	<b>18</b>	<b>0</b>	<b>0</b>	<b>0</b>	<b>18</b>	<b>0</b>	<b>2</b>	<b>4</b>	<b>6</b>	<b>24</b>
	Richwood SP	Adult Female	1	0	0	0	1	3	1	5	9	<b>10</b>
		Adult Male	8	0	2	0	10	11	9	11	31	<b>41</b>
		Juvenile Female	2	0	0	1	3	0	0	0	0	<b>3</b>
		Juvenile Male	1	0	0	0	1	0	1	0	1	<b>2</b>

		Crimes Against Persons					Crimes Against Property				Total		
		Assault Offenses	Forcible Sex Offenses	Murder	Other Crimes Against Persons	Total	Burglary/B&E	Larceny	Other Crimes Against Property	Total			
<b><u>Nicholas County</u></b>	Richwood PD	<b>Total</b>	<b>12</b>	<b>0</b>	<b>2</b>	<b>1</b>	<b>15</b>	<b>14</b>	<b>11</b>	<b>16</b>	<b>41</b>	<b>56</b>	
	Summersville PD	Adult Female	25	2	0	0	27	2	28	26	56	<b>83</b>	
		Adult Male	19	0	0	0	19	1	27	24	52	<b>71</b>	
		Juvenile Female	1	0	0	1	2	0	0	0	0	<b>2</b>	
		Juvenile Male	1	0	0	0	1	0	0	0	0	<b>1</b>	
		<b>Total</b>	<b>46</b>	<b>2</b>	<b>0</b>	<b>1</b>	<b>49</b>	<b>3</b>	<b>55</b>	<b>50</b>	<b>108</b>	<b>157</b>	
	Summersville SP	Adult Female	26	1	0	1	28	6	18	24	48	<b>76</b>	
		Adult Male	18	0	2	0	20	17	26	26	69	<b>89</b>	
		Juvenile Female	3	3	0	1	7	0	0	1	1	<b>8</b>	
		Juvenile Male	1	2	0	0	3	0	0	1	1	<b>4</b>	
		<b>Total</b>	<b>48</b>	<b>6</b>	<b>2</b>	<b>2</b>	<b>58</b>	<b>23</b>	<b>44</b>	<b>52</b>	<b>119</b>	<b>177</b>	
	<b>Total</b>		<b>430</b>	<b>18</b>	<b>5</b>	<b>8</b>	<b>461</b>	<b>131</b>	<b>344</b>	<b>371</b>	<b>846</b>	<b>1,307</b>	
	<b><u>Ohio County</u></b>	Ohio Co SO	Adult Female	56	2	0	0	58	9	12	19	40	<b>98</b>
			Adult Male	29	0	0	0	29	13	18	25	56	<b>85</b>
			Juvenile Female	18	4	0	2	24	0	0	1	1	<b>25</b>
Juvenile Male			19	3	0	1	23	4	1	3	8	<b>31</b>	
<b>Total</b>			<b>122</b>	<b>9</b>	<b>0</b>	<b>3</b>	<b>134</b>	<b>26</b>	<b>31</b>	<b>48</b>	<b>105</b>	<b>239</b>	
West Liberty College		Adult Female	0	0	0	0	0	0	11	2	13	<b>13</b>	
		Adult Male	2	0	0	0	2	1	28	4	33	<b>35</b>	
		<b>Total</b>	<b>2</b>	<b>0</b>	<b>0</b>	<b>0</b>	<b>2</b>	<b>1</b>	<b>39</b>	<b>6</b>	<b>46</b>	<b>48</b>	

			Crimes Against Persons					Crimes Against Property				Total
			Assault Offenses	Forcible Sex Offenses	Murder	Other Crimes Against Persons	Total	Burglary/ B&E	Larceny	Other Crimes Against Property	Total	
<b><u>Ohio County</u></b>	Wheeling SP	Adult Female	26	0	0	0	26	3	15	18	36	<b>62</b>
		Adult Male	13	0	0	0	13	3	17	16	36	<b>49</b>
		Juvenile Female	3	1	0	2	6	0	0	0	0	<b>6</b>
		Juvenile Male	1	0	0	0	1	0	0	0	0	<b>1</b>
		<b>Total</b>	<b>43</b>	<b>1</b>	<b>0</b>	<b>2</b>	<b>46</b>	<b>6</b>	<b>32</b>	<b>34</b>	<b>72</b>	<b>118</b>
	<b>Total</b>	<b>167</b>	<b>10</b>	<b>0</b>	<b>5</b>	<b>182</b>	<b>33</b>	<b>102</b>	<b>88</b>	<b>223</b>	<b>405</b>	
<b><u>Pendleton County</u></b>	Franklin SP	Adult Female	19	1	0	0	20	2	5	9	16	<b>36</b>
		Adult Male	12	0	0	0	12	10	19	23	52	<b>64</b>
		Juvenile Female	1	4	0	1	6	0	0	0	0	<b>6</b>
		Juvenile Male	10	0	0	0	10	1	0	3	4	<b>14</b>
		<b>Total</b>	<b>42</b>	<b>5</b>	<b>0</b>	<b>1</b>	<b>48</b>	<b>13</b>	<b>24</b>	<b>35</b>	<b>72</b>	<b>120</b>
	Pendleton Co SO	Adult Female	1	0	0	0	1	0	0	0	0	<b>1</b>
		<b>Total</b>	<b>1</b>	<b>0</b>	<b>0</b>	<b>0</b>	<b>1</b>	<b>0</b>	<b>0</b>	<b>0</b>	<b>0</b>	<b>1</b>
<b>Total</b>	<b>43</b>	<b>5</b>	<b>0</b>	<b>1</b>	<b>49</b>	<b>13</b>	<b>24</b>	<b>35</b>	<b>72</b>	<b>121</b>		
<b><u>Pleasants County</u></b>	Pleasants Co SO	Adult Female	1	0	0	0	1	0	0	0	0	<b>1</b>
		Adult Male	6	0	0	0	6	1	1	0	2	<b>8</b>
		Juvenile Female	0	1	0	0	1	0	0	0	0	<b>1</b>
		Juvenile Male	3	0	0	0	3	0	0	0	0	<b>3</b>
		<b>Total</b>	<b>10</b>	<b>1</b>	<b>0</b>	<b>0</b>	<b>11</b>	<b>1</b>	<b>1</b>	<b>0</b>	<b>2</b>	<b>13</b>
	St Marys	Adult Female	2	0	0	0	2	5	1	0	6	<b>8</b>

			Crimes Against Persons					Crimes Against Property				Total
			Assault Offenses	Forcible Sex Offenses	Murder	Other Crimes Against Persons	Total	Burglary/B&E	Larceny	Other Crimes Against Property	Total	
<u><b>Pleasants County</b></u>	St Marys PD	Adult Male	6	0	0	0	6	0	7	2	9	15
		Juvenile Female	0	1	0	0	1	0	0	0	0	1
		Juvenile Male	1	0	0	0	1	0	0	0	0	1
		<b>Total</b>	<b>9</b>	<b>1</b>	<b>0</b>	<b>0</b>	<b>10</b>	<b>5</b>	<b>8</b>	<b>2</b>	<b>15</b>	<b>25</b>
	St Marys SP	Adult Female	6	0	0	0	6	2	7	4	13	19
		Adult Male	2	0	0	0	2	2	3	3	8	10
		Juvenile Female	0	2	0	0	2	0	0	0	0	2
		Juvenile Male	0	1	0	0	1	0	1	0	1	2
		<b>Total</b>	<b>8</b>	<b>3</b>	<b>0</b>	<b>0</b>	<b>11</b>	<b>4</b>	<b>11</b>	<b>7</b>	<b>22</b>	<b>33</b>
	<b>Total</b>			<b>27</b>	<b>5</b>	<b>0</b>	<b>0</b>	<b>32</b>	<b>10</b>	<b>20</b>	<b>9</b>	<b>39</b>
<u><b>Pocahontas County</b></u>	Marlinton PD	Adult Female	8	0	0	0	8	1	1	5	7	15
		Adult Male	5	0	0	0	5	4	5	3	12	17
		Juvenile Female	2	0	0	0	2	1	1	0	2	4
		Juvenile Male	2	0	0	0	2	0	0	0	0	2
		<b>Total</b>	<b>17</b>	<b>0</b>	<b>0</b>	<b>0</b>	<b>17</b>	<b>6</b>	<b>7</b>	<b>8</b>	<b>21</b>	<b>38</b>
	Marlinton SP	Adult Female	30	2	0	0	32	4	14	24	42	74
		Adult Male	22	0	0	0	22	30	21	49	100	122
		Juvenile Female	4	5	0	3	12	1	1	1	3	15
		Juvenile Male	1	0	0	0	1	0	2	0	2	3
		<b>Total</b>	<b>57</b>	<b>7</b>	<b>0</b>	<b>3</b>	<b>67</b>	<b>35</b>	<b>38</b>	<b>74</b>	<b>147</b>	<b>214</b>

			Crimes Against Persons					Crimes Against Property				Total
			Assault Offenses	Forcible Sex Offenses	Murder	Other Crimes Against Persons	Total	Burglary/ B&E	Larceny	Other Crimes Against Property	Total	
<u>Pocahontas County</u>	Pocahontas Co SO	Adult Female	40	2	0	0	42	15	11	24	50	92
		Adult Male	34	0	0	0	34	27	13	27	67	101
		Juvenile Female	2	1	0	0	3	0	0	0	0	3
		Juvenile Male	4	0	0	0	4	0	0	0	0	4
		<b>Total</b>	<b>80</b>	<b>3</b>	<b>0</b>	<b>0</b>	<b>83</b>	<b>42</b>	<b>24</b>	<b>51</b>	<b>117</b>	<b>200</b>
	<b>Total</b>	<b>154</b>	<b>10</b>	<b>0</b>	<b>3</b>	<b>167</b>	<b>83</b>	<b>69</b>	<b>133</b>	<b>285</b>	<b>452</b>	
<u>Preston County</u>	FIRE MARSHAL - PRESTON	Adult Male	0	0	0	0	0	0	0	1	1	1
		<b>Total</b>	<b>0</b>	<b>0</b>	<b>0</b>	<b>0</b>	<b>0</b>	<b>0</b>	<b>0</b>	<b>1</b>	<b>1</b>	<b>1</b>
	Kingwood PD	Adult Female	4	0	0	0	4	0	1	2	3	7
		Adult Male	4	0	0	0	4	0	0	0	0	4
		Juvenile Female	0	1	0	0	1	0	0	0	0	1
		<b>Total</b>	<b>8</b>	<b>1</b>	<b>0</b>	<b>0</b>	<b>9</b>	<b>0</b>	<b>1</b>	<b>2</b>	<b>3</b>	<b>12</b>
	Kingwood SP	Adult Female	38	0	0	0	38	5	17	18	40	78
		Adult Male	20	0	0	0	20	16	28	36	80	100
		Juvenile Female	3	11	0	0	14	0	0	0	0	14
		Juvenile Male	6	1	0	0	7	0	0	1	1	8
		<b>Total</b>	<b>67</b>	<b>12</b>	<b>0</b>	<b>0</b>	<b>79</b>	<b>21</b>	<b>45</b>	<b>55</b>	<b>121</b>	<b>200</b>
	Preston Co SO	Adult Female	57	0	0	0	57	12	13	29	54	111
		Adult Male	36	0	0	0	36	29	42	31	102	138
Juvenile Female		9	0	0	3	12	0	1	0	1	13	

			Crimes Against Persons					Crimes Against Property				Total	
			Assault Offenses	Forcible Sex Offenses	Murder	Other Crimes Against Persons	Total	Burglary/ B&E	Larceny	Other Crimes Against Property	Total		
<u><b>Preston County</b></u>	Preston Co SO	Juvenile Male	8	0	0	0	8	0	2	0	2	10	
		<b>Total</b>	<b>110</b>	<b>0</b>	<b>0</b>	<b>3</b>	<b>113</b>	<b>41</b>	<b>58</b>	<b>60</b>	<b>159</b>	<b>272</b>	
	Rowlesburg PD	Adult Female	3	0	0	0	3	1	0	0	1	4	
		Adult Male	1	0	0	0	1	1	1	0	2	3	
		<b>Total</b>	<b>4</b>	<b>0</b>	<b>0</b>	<b>0</b>	<b>4</b>	<b>2</b>	<b>1</b>	<b>0</b>	<b>3</b>	<b>7</b>	
	Terra Alta PD	Adult Female	5	0	0	0	5	1	1	3	5	10	
		Adult Male	7	0	0	0	7	1	4	3	8	15	
		Juvenile Male	2	0	0	0	2	0	1	0	1	3	
		<b>Total</b>	<b>14</b>	<b>0</b>	<b>0</b>	<b>0</b>	<b>14</b>	<b>2</b>	<b>6</b>	<b>6</b>	<b>14</b>	<b>28</b>	
	<b>Total</b>			<b>203</b>	<b>13</b>	<b>0</b>	<b>3</b>	<b>219</b>	<b>66</b>	<b>111</b>	<b>124</b>	<b>301</b>	<b>520</b>
	<u><b>Putnam County</b></u>	Eleanor PD	Adult Female	2	0	0	0	2	2	1	0	3	5
			Adult Male	0	0	0	0	0	1	2	3	6	6
			Juvenile Female	1	0	0	0	1	0	0	0	0	1
<b>Total</b>			<b>3</b>	<b>0</b>	<b>0</b>	<b>0</b>	<b>3</b>	<b>3</b>	<b>3</b>	<b>3</b>	<b>9</b>	<b>12</b>	
FIRE MARSHAL - PUTNAM		Adult Male	0	0	0	0	0	0	0	1	1	1	
		<b>Total</b>	<b>0</b>	<b>0</b>	<b>0</b>	<b>0</b>	<b>0</b>	<b>0</b>	<b>0</b>	<b>1</b>	<b>1</b>	<b>1</b>	
Hurricane PD		Adult Female	8	0	0	0	8	0	19	22	41	49	
		Adult Male	0	0	0	0	0	0	24	21	45	45	
		Juvenile Female	2	0	0	0	2	0	0	0	0	2	
		Juvenile Male	2	0	0	0	2	0	2	0	2	4	

			Crimes Against Persons				Crimes Against Property				Total	
			Assault Offenses	Forcible Sex Offenses	Murder	Other Crimes Against Persons	Total	Burglary/B&E	Larceny	Other Crimes Against Property		Total
<b><u>Putnam County</u></b>	Hurricane SO	<b>Total</b>	<b>12</b>	<b>0</b>	<b>0</b>	<b>0</b>	<b>12</b>	<b>0</b>	<b>45</b>	<b>43</b>	<b>88</b>	<b>100</b>
	Putnam Co SO		2	0	0	0	2	0	2	0	2	4
		Adult Female	98	10	0	1	109	49	136	121	306	415
		Adult Male	94	0	0	0	94	78	168	156	402	496
		Juvenile Female	20	14	0	3	37	1	2	2	5	42
		Juvenile Male	16	8	0	1	25	1	7	3	11	36
		<b>Total</b>	<b>230</b>	<b>32</b>	<b>0</b>	<b>5</b>	<b>267</b>	<b>129</b>	<b>315</b>	<b>282</b>	<b>726</b>	<b>993</b>
	Teays Valley SP	Adult Female	18	0	0	0	18	8	24	26	58	76
		Adult Male	20	0	0	0	20	6	25	36	67	87
		Juvenile Female	1	0	0	1	2	0	0	0	0	2
		Juvenile Male	1	0	0	2	3	0	0	1	1	4
		<b>Total</b>	<b>40</b>	<b>0</b>	<b>0</b>	<b>3</b>	<b>43</b>	<b>14</b>	<b>49</b>	<b>63</b>	<b>126</b>	<b>169</b>
	Winfield PD	Adult Female	5	0	0	0	5	4	19	0	23	28
		Adult Male	2	0	1	0	3	1	7	2	10	13
		Juvenile Female	4	0	0	0	4	0	1	0	1	5
		Juvenile Male	5	0	0	0	5	0	9	0	9	14
		<b>Total</b>	<b>16</b>	<b>0</b>	<b>1</b>	<b>0</b>	<b>17</b>	<b>5</b>	<b>36</b>	<b>2</b>	<b>43</b>	<b>60</b>
	Winfield SP		0	0	0	0	0	4	1	4	9	9
		Adult Female	25	1	0	1	27	10	14	23	47	74
		Adult Male	8	0	0	1	9	19	25	25	69	78

			Crimes Against Persons					Crimes Against Property				Total
			Assault Offenses	Forcible Sex Offenses	Murder	Other Crimes Against Persons	Total	Burglary/ B&E	Larceny	Other Crimes Against Property	Total	
<b><u>Putnam County</u></b>	Winfield SP	Juvenile Female	3	3	0	1	7	0	0	0	0	7
		Juvenile Male	5	0	0	0	5	0	0	2	2	7
		<b>Total</b>	<b>41</b>	<b>4</b>	<b>0</b>	<b>3</b>	<b>48</b>	<b>33</b>	<b>40</b>	<b>54</b>	<b>127</b>	<b>175</b>
	<b>Total</b>	<b>342</b>	<b>36</b>	<b>1</b>	<b>11</b>	<b>390</b>	<b>184</b>	<b>488</b>	<b>448</b>	<b>1,120</b>	<b>1,510</b>	
<b><u>Raleigh County</u></b>	Beckley PD		22	0	0	0	22	0	3	4	7	29
		Adult Female	259	15	0	0	274	63	371	313	747	1,021
		Adult Male	192	1	1	1	195	59	268	241	568	763
		Juvenile Female	61	3	0	5	69	0	7	2	9	78
		Juvenile Male	69	4	0	1	74	1	10	3	14	88
		<b>Total</b>	<b>603</b>	<b>23</b>	<b>1</b>	<b>7</b>	<b>634</b>	<b>123</b>	<b>659</b>	<b>563</b>	<b>1,345</b>	<b>1,979</b>
	Beckley SP	Adult Female	66	3	0	0	69	15	87	62	164	233
		Adult Male	40	0	0	0	40	32	122	95	249	289
		Juvenile Female	7	3	2	0	12	0	0	0	0	12
		Juvenile Male	3	0	0	0	3	0	2	0	2	5
		<b>Total</b>	<b>116</b>	<b>6</b>	<b>2</b>	<b>0</b>	<b>124</b>	<b>47</b>	<b>211</b>	<b>157</b>	<b>415</b>	<b>539</b>
	FIRE MARSHAL - Raleigh	Adult Male	0	0	0	0	0	0	0	1	1	1
<b>Total</b>		<b>0</b>	<b>0</b>	<b>0</b>	<b>0</b>	<b>0</b>	<b>0</b>	<b>0</b>	<b>1</b>	<b>1</b>	<b>1</b>	
Raleigh Co SO		2	0	0	0	2	0	0	0	0	2	
	Adult Female	663	14	2	2	681	46	234	235	515	1,196	
	Adult Male	275	1	1	0	277	96	385	249	730	1,007	



			Crimes Against Persons					Crimes Against Property				Total	
			Assault Offenses	Forcible Sex Offenses	Murder	Other Crimes Against Persons	Total	Burglary/ B&E	Larceny	Other Crimes Against Property	Total		
<b><u>Raleigh County</u></b>	Raleigh Co SO	Juvenile Female	37	18	0	5	60	1	1	1	3	<b>63</b>	
		Juvenile Male	54	4	0	0	58	0	9	3	12	<b>70</b>	
		<b>Total</b>	<b>1,031</b>	<b>37</b>	<b>3</b>	<b>7</b>	<b>1,078</b>	<b>143</b>	<b>629</b>	<b>488</b>	<b>1,260</b>	<b>2,338</b>	
	Rhodell PD	Adult Male	0	0	0	0	0	1	1	2	4	<b>4</b>	
		<b>Total</b>	<b>0</b>	<b>0</b>	<b>0</b>	<b>0</b>	<b>0</b>	<b>1</b>	<b>1</b>	<b>2</b>	<b>4</b>	<b>4</b>	
	Sophia PD	Adult Female	1	1	0	0	2	0	0	0	0	<b>2</b>	
		Adult Male	0	0	0	0	0	1	1	1	3	<b>3</b>	
		Juvenile Female	1	0	0	0	1	0	0	0	0	<b>1</b>	
		<b>Total</b>	<b>2</b>	<b>1</b>	<b>0</b>	<b>0</b>	<b>3</b>	<b>1</b>	<b>1</b>	<b>1</b>	<b>3</b>	<b>6</b>	
	Turnpike - Raleigh	Adult Female	0	0	0	0	0	0	2	1	3	<b>3</b>	
		Adult Male	5	0	0	0	5	0	3	1	4	<b>9</b>	
		<b>Total</b>	<b>5</b>	<b>0</b>	<b>0</b>	<b>0</b>	<b>5</b>	<b>0</b>	<b>5</b>	<b>2</b>	<b>7</b>	<b>12</b>	
	<b>Total</b>			<b>1,757</b>	<b>67</b>	<b>6</b>	<b>14</b>	<b>1,844</b>	<b>315</b>	<b>1,506</b>	<b>1,214</b>	<b>3,035</b>	<b>4,879</b>
	<b><u>Randolph County</u></b>	Elkins PD	Adult Female	51	4	0	0	55	31	83	108	222	<b>277</b>
			Adult Male	62	0	0	0	62	29	109	137	275	<b>337</b>
Juvenile Female			14	7	0	1	22	2	4	2	8	<b>30</b>	
Juvenile Male			15	3	0	0	18	0	10	5	15	<b>33</b>	
<b>Total</b>			<b>142</b>	<b>14</b>	<b>0</b>	<b>1</b>	<b>157</b>	<b>62</b>	<b>206</b>	<b>252</b>	<b>520</b>	<b>677</b>	
Elkins SP		Adult Female	116	2	0	1	119	14	56	87	157	<b>276</b>	
		Adult Male	71	0	0	0	71	29	73	104	206	<b>277</b>	

			Crimes Against Persons					Crimes Against Property				Total	
			Assault Offenses	Forcible Sex Offenses	Murder	Other Crimes Against Persons	Total	Burglary/ B&E	Larceny	Other Crimes Against Property	Total		
<u><b>Randolph County</b></u>	Elkins SP	Juvenile Female	12	6	0	2	20	0	1	1	2	<b>22</b>	
		Juvenile Male	14	5	0	3	22	0	1	2	3	<b>25</b>	
		<b>Total</b>	<b>213</b>	<b>13</b>	<b>0</b>	<b>6</b>	<b>232</b>	<b>43</b>	<b>131</b>	<b>194</b>	<b>368</b>	<b>600</b>	
	Randolph Co SO	Adult Female	15	0	0	0	15	3	1	10	14	<b>29</b>	
		Adult Male	14	0	0	0	14	9	11	17	37	<b>51</b>	
		Juvenile Female	5	0	0	0	5	0	0	1	1	<b>6</b>	
		Juvenile Male	2	0	0	0	2	0	0	0	0	<b>2</b>	
		<b>Total</b>	<b>36</b>	<b>0</b>	<b>0</b>	<b>0</b>	<b>36</b>	<b>12</b>	<b>12</b>	<b>28</b>	<b>52</b>	<b>88</b>	
	<b>Total</b>			<b>391</b>	<b>27</b>	<b>0</b>	<b>7</b>	<b>425</b>	<b>117</b>	<b>349</b>	<b>474</b>	<b>940</b>	<b>1,365</b>
	<u><b>Ritchie County</b></u>	Harrisville SP	Adult Female	22	1	0	0	23	6	7	14	27	<b>50</b>
Adult Male			11	0	0	0	11	12	29	20	61	<b>72</b>	
Juvenile Female			3	3	0	0	6	0	0	1	1	<b>7</b>	
Juvenile Male			1	1	0	0	2	0	0	3	3	<b>5</b>	
<b>Total</b>			<b>37</b>	<b>5</b>	<b>0</b>	<b>0</b>	<b>42</b>	<b>18</b>	<b>36</b>	<b>38</b>	<b>92</b>	<b>134</b>	
Ritchie Co SO		Adult Female	17	0	0	0	17	1	12	7	20	<b>37</b>	
		Adult Male	8	0	0	0	8	11	15	22	48	<b>56</b>	
		Juvenile Female	0	4	0	2	6	0	0	0	0	<b>6</b>	
		Juvenile Male	0	1	0	0	1	0	0	1	1	<b>2</b>	
		<b>Total</b>	<b>25</b>	<b>5</b>	<b>0</b>	<b>2</b>	<b>32</b>	<b>12</b>	<b>27</b>	<b>30</b>	<b>69</b>	<b>101</b>	
<b>Total</b>			<b>62</b>	<b>10</b>	<b>0</b>	<b>2</b>	<b>74</b>	<b>30</b>	<b>63</b>	<b>68</b>	<b>161</b>	<b>235</b>	

			Crimes Against Persons					Crimes Against Property				Total	
			Assault Offenses	Forcible Sex Offenses	Murder	Other Crimes Against Persons	Total	Burglary/ B&E	Larceny	Other Crimes Against Property	Total		
<u>Roane County</u>	Roane Co SO	Adult Female	45	2	0	0	47	13	19	32	64	111	
		Adult Male	38	0	0	0	38	32	26	48	106	144	
		Juvenile Female	6	6	0	0	12	0	0	0	0	12	
		Juvenile Male	5	0	0	0	5	1	1	1	3	8	
		<b>Total</b>	<b>94</b>	<b>8</b>	<b>0</b>	<b>0</b>	<b>102</b>	<b>46</b>	<b>46</b>	<b>81</b>	<b>173</b>	<b>275</b>	
	Spencer PD	Adult Female	22	0	0	0	22	2	28	30	60	82	
		Adult Male	30	0	0	0	30	2	27	36	65	95	
		Juvenile Female	3	0	0	0	3	0	1	0	1	4	
		Juvenile Male	2	0	0	0	2	0	1	0	1	3	
		<b>Total</b>	<b>57</b>	<b>0</b>	<b>0</b>	<b>0</b>	<b>57</b>	<b>4</b>	<b>57</b>	<b>66</b>	<b>127</b>	<b>184</b>	
	Spencer SP	Adult Female	12	1	0	0	13	5	10	5	20	33	
		Adult Male	11	0	2	0	13	10	16	11	37	50	
		Juvenile Female	2	0	0	1	3	0	0	0	0	3	
		Juvenile Male	3	0	0	1	4	0	0	0	0	4	
		<b>Total</b>	<b>28</b>	<b>1</b>	<b>2</b>	<b>2</b>	<b>33</b>	<b>15</b>	<b>26</b>	<b>16</b>	<b>57</b>	<b>90</b>	
	<b>Total</b>			<b>179</b>	<b>9</b>	<b>2</b>	<b>2</b>	<b>192</b>	<b>65</b>	<b>129</b>	<b>163</b>	<b>357</b>	<b>549</b>
	<u>Summers County</u>	DNR - 4 - Summers	Adult Male	1	0	0	0	1	0	0	0	0	1
<b>Total</b>			<b>1</b>	<b>0</b>	<b>0</b>	<b>0</b>	<b>1</b>	<b>0</b>	<b>0</b>	<b>0</b>	<b>0</b>	<b>1</b>	
Hinton PD		Adult Female	29	1	0	0	30	5	2	8	15	45	
		Adult Male	38	0	1	0	39	6	7	14	27	66	

			Crimes Against Persons					Crimes Against Property					Total
			Assault Offenses	Forcible Sex Offenses	Murder	Other Crimes Against Persons	Total	Burglary/B&E	Larceny	Other Crimes Against Property	Total		
<b><u>Summers County</u></b>	Hinton PD	Juvenile Female	0	0	0	2	2	0	0	0	0	2	
		Juvenile Male	2	0	0	0	2	0	0	0	0	2	
		<b>Total</b>	<b>69</b>	<b>1</b>	<b>1</b>	<b>2</b>	<b>73</b>	<b>11</b>	<b>9</b>	<b>22</b>	<b>42</b>	<b>115</b>	
	Hinton SP	Adult Female	12	0	0	0	12	9	14	5	28	40	
		Adult Male	6	0	1	0	7	22	27	21	70	77	
		Juvenile Female	1	1	0	0	2	0	0	0	0	2	
		Juvenile Male	2	2	0	0	4	0	0	0	0	4	
		<b>Total</b>	<b>21</b>	<b>3</b>	<b>1</b>	<b>0</b>	<b>25</b>	<b>31</b>	<b>41</b>	<b>26</b>	<b>98</b>	<b>123</b>	
	Summers Co SO	Adult Female	9	1	0	0	10	3	0	1	4	14	
		Adult Male	8	0	1	0	9	4	3	1	8	17	
		<b>Total</b>	<b>17</b>	<b>1</b>	<b>1</b>	<b>0</b>	<b>19</b>	<b>7</b>	<b>3</b>	<b>2</b>	<b>12</b>	<b>31</b>	
	<b>Total</b>			<b>108</b>	<b>5</b>	<b>3</b>	<b>2</b>	<b>118</b>	<b>49</b>	<b>53</b>	<b>50</b>	<b>152</b>	<b>270</b>
<b><u>Taylor County</u></b>	FIRE MARSHAL - Taylor	Adult Male	0	0	0	0	0	0	0	1	1	1	
		<b>Total</b>	<b>0</b>	<b>0</b>	<b>0</b>	<b>0</b>	<b>0</b>	<b>0</b>	<b>0</b>	<b>1</b>	<b>1</b>	<b>1</b>	
	Grafton PD	Adult Female	8	0	0	0	8	0	2	1	3	11	
		Adult Male	5	0	0	0	5	1	8	1	10	15	
		Juvenile Female	1	1	0	0	2	0	1	0	1	3	
		<b>Total</b>	<b>14</b>	<b>1</b>	<b>0</b>	<b>0</b>	<b>15</b>	<b>1</b>	<b>11</b>	<b>2</b>	<b>14</b>	<b>29</b>	
	Grafton SP	Adult Female	16	0	0	0	16	4	2	11	17	33	
		Adult Male	2	0	0	0	2	2	5	16	23	25	

			Crimes Against Persons					Crimes Against Property				Total	
			Assault Offenses	Forcible Sex Offenses	Murder	Other Crimes Against Persons	Total	Burglary/B&E	Larceny	Other Crimes Against Property	Total		
<u><b>Taylor County</b></u>	Grafton SP	Juvenile Female	0	3	0	2	5	0	0	0	0	5	
		Juvenile Male	0	1	0	0	1	0	0	0	0	1	
		<b>Total</b>	<b>18</b>	<b>4</b>	<b>0</b>	<b>2</b>	<b>24</b>	<b>6</b>	<b>7</b>	<b>27</b>	<b>40</b>	<b>64</b>	
	Taylor Co SO	Adult Female	1	0	0	0	1	1	2	0	3	4	
		Adult Male	0	0	0	0	0	1	3	0	4	4	
		Juvenile Male	1	0	0	0	1	0	0	0	0	1	
		<b>Total</b>	<b>2</b>	<b>0</b>	<b>0</b>	<b>0</b>	<b>2</b>	<b>2</b>	<b>5</b>	<b>0</b>	<b>7</b>	<b>9</b>	
	<b>Total</b>			<b>34</b>	<b>5</b>	<b>0</b>	<b>2</b>	<b>41</b>	<b>9</b>	<b>23</b>	<b>30</b>	<b>62</b>	<b>103</b>
	<u><b>Tucker County</b></u>	Parsons SP	Adult Female	25	0	0	0	25	1	5	12	18	43
			Adult Male	20	0	0	0	20	6	11	21	38	58
Juvenile Female			3	1	0	0	4	0	0	0	0	4	
Juvenile Male			1	0	0	0	1	0	3	0	3	4	
<b>Total</b>			<b>49</b>	<b>1</b>	<b>0</b>	<b>0</b>	<b>50</b>	<b>7</b>	<b>19</b>	<b>33</b>	<b>59</b>	<b>109</b>	
Tucker Co SO		Adult Female	11	0	0	0	11	1	6	10	17	28	
		Adult Male	21	0	1	0	22	9	10	17	36	58	
		Juvenile Female	1	0	0	0	1	0	1	0	1	2	
		<b>Total</b>	<b>33</b>	<b>0</b>	<b>1</b>	<b>0</b>	<b>34</b>	<b>10</b>	<b>17</b>	<b>27</b>	<b>54</b>	<b>88</b>	
<b>Total</b>			<b>82</b>	<b>1</b>	<b>1</b>	<b>0</b>	<b>84</b>	<b>17</b>	<b>36</b>	<b>60</b>	<b>113</b>	<b>197</b>	
<u><b>Tyler County</b></u>	Paden City PD	Adult Female	4	0	0	0	4	0	3	2	5	9	
		Adult Male	2	0	0	0	2	0	0	1	1	3	

			Crimes Against Persons					Crimes Against Property				Total
			Assault Offenses	Forcible Sex Offenses	Murder	Other Crimes Against Persons	Total	Burglary/B&E	Larceny	Other Crimes Against Property	Total	
<b><u>Tyler County</u></b>	Paden City PD	Juvenile Female	1	0	0	0	1	0	0	0	0	1
		<b>Total</b>	<b>7</b>	<b>0</b>	<b>0</b>	<b>0</b>	<b>7</b>	<b>0</b>	<b>3</b>	<b>3</b>	<b>6</b>	<b>13</b>
	Sistersville PD	Adult Female	2	0	0	0	2	0	0	0	0	2
		Adult Male	1	0	0	0	1	0	1	2	3	4
		<b>Total</b>	<b>3</b>	<b>0</b>	<b>0</b>	<b>0</b>	<b>3</b>	<b>0</b>	<b>1</b>	<b>2</b>	<b>3</b>	<b>6</b>
	Tyler Co SO	Adult Female	29	0	0	0	29	7	8	8	23	52
		Adult Male	25	0	1	0	26	9	24	16	49	75
		Juvenile Female	2	3	0	0	5	0	0	0	0	5
		Juvenile Male	7	0	0	0	7	0	5	0	5	12
		<b>Total</b>	<b>63</b>	<b>3</b>	<b>1</b>	<b>0</b>	<b>67</b>	<b>16</b>	<b>37</b>	<b>24</b>	<b>77</b>	<b>144</b>
	<b>Total</b>			<b>73</b>	<b>3</b>	<b>1</b>	<b>0</b>	<b>77</b>	<b>16</b>	<b>41</b>	<b>29</b>	<b>86</b>
<b><u>Upshur County</u></b>	Buckhannon PD	Adult Female	22	1	0	0	23	4	22	14	40	63
		Adult Male	19	0	0	0	19	3	16	7	26	45
		Juvenile Female	3	0	0	0	3	0	0	0	0	3
		Juvenile Male	5	0	0	0	5	1	3	3	7	12
		<b>Total</b>	<b>49</b>	<b>1</b>	<b>0</b>	<b>0</b>	<b>50</b>	<b>8</b>	<b>41</b>	<b>24</b>	<b>73</b>	<b>123</b>
	Buckhannon SP	Adult Female	36	1	0	0	37	7	15	23	45	82
		Adult Male	10	0	0	0	10	12	36	38	86	96
		Juvenile Female	9	4	0	0	13	0	0	1	1	14
		Juvenile Male	7	0	0	0	7	0	1	0	1	8

		Crimes Against Persons					Crimes Against Property				Total	
		Assault Offenses	Forcible Sex Offenses	Murder	Other Crimes Against Persons	Total	Burglary/ B&E	Larceny	Other Crimes Against Property	Total		
<b><u>Upshur County</u></b>	Buckhannon PD	<b>Total</b>	<b>62</b>	<b>5</b>	<b>0</b>	<b>0</b>	<b>67</b>	<b>19</b>	<b>52</b>	<b>62</b>	<b>133</b>	<b>200</b>
	Upshur Co SO	Adult Female	26	1	0	0	27	3	9	12	24	<b>51</b>
		Adult Male	23	0	0	0	23	3	33	20	56	<b>79</b>
		Juvenile Female	11	0	0	3	14	0	1	0	1	<b>15</b>
		Juvenile Male	13	0	0	0	13	0	0	0	0	<b>13</b>
		<b>Total</b>	<b>73</b>	<b>1</b>	<b>0</b>	<b>3</b>	<b>77</b>	<b>6</b>	<b>43</b>	<b>32</b>	<b>81</b>	<b>158</b>
	<b>Total</b>	<b>184</b>	<b>7</b>	<b>0</b>	<b>3</b>	<b>194</b>	<b>33</b>	<b>136</b>	<b>118</b>	<b>287</b>	<b>481</b>	
<b><u>Wayne County</u></b>	Ceredo PD	Adult Female	4	0	0	0	4	2	9	5	16	<b>20</b>
		Adult Male	2	0	0	0	2	0	20	8	28	<b>30</b>
		Juvenile Female	6	0	0	0	6	0	0	0	0	<b>6</b>
		Juvenile Male	2	0	0	0	2	0	3	1	4	<b>6</b>
		<b>Total</b>	<b>14</b>	<b>0</b>	<b>0</b>	<b>0</b>	<b>14</b>	<b>2</b>	<b>32</b>	<b>14</b>	<b>48</b>	<b>62</b>
	FIRE MARSHAL - Wayne	Adult Female	0	0	0	0	0	0	0	2	2	<b>2</b>
		Adult Male	0	0	0	0	0	0	0	2	2	<b>2</b>
		<b>Total</b>	<b>0</b>	<b>0</b>	<b>0</b>	<b>0</b>	<b>0</b>	<b>0</b>	<b>0</b>	<b>4</b>	<b>4</b>	<b>4</b>
	Kenova PD	Adult Female	22	1	0	0	23	2	63	28	93	<b>116</b>
		Adult Male	30	0	0	0	30	6	79	30	115	<b>145</b>
		Juvenile Female	4	1	0	0	5	0	4	0	4	<b>9</b>
		Juvenile Male	3	1	0	0	4	0	6	0	6	<b>10</b>
		<b>Total</b>	<b>59</b>	<b>3</b>	<b>0</b>	<b>0</b>	<b>62</b>	<b>8</b>	<b>152</b>	<b>58</b>	<b>218</b>	<b>280</b>

			Crimes Against Persons					Crimes Against Property				Total	
			Assault Offenses	Forcible Sex Offenses	Murder	Other Crimes Against Persons	Total	Burglary/ B&E	Larceny	Other Crimes Against Property	Total		
<b><u>Wayne County</u></b>	Wayne Co SO	Adult Female	226	1	0	0	227	20	31	8	59	<b>286</b>	
		Adult Male	80	0	2	0	82	24	69	20	113	<b>195</b>	
		Juvenile Female	18	4	0	0	22	0	1	0	1	<b>23</b>	
		Juvenile Male	17	1	0	0	18	0	1	0	1	<b>19</b>	
		<b>Total</b>	<b>341</b>	<b>6</b>	<b>2</b>	<b>0</b>	<b>349</b>	<b>44</b>	<b>102</b>	<b>28</b>	<b>174</b>	<b>523</b>	
	Wayne PD	Adult Female	12	0	0	0	12	0	5	2	7	<b>19</b>	
		Adult Male	3	0	0	0	3	2	5	4	11	<b>14</b>	
		Juvenile Female	3	0	0	0	3	0	0	0	0	<b>3</b>	
		Juvenile Male	0	0	0	0	0	0	0	1	1	<b>1</b>	
		<b>Total</b>	<b>18</b>	<b>0</b>	<b>0</b>	<b>0</b>	<b>18</b>	<b>2</b>	<b>10</b>	<b>7</b>	<b>19</b>	<b>37</b>	
	Wayne SP	Adult Female	106	1	2	0	109	34	48	48	130	<b>239</b>	
		Adult Male	81	0	1	0	82	37	78	65	180	<b>262</b>	
		Juvenile Female	12	8	0	2	22	0	0	1	1	<b>23</b>	
		Juvenile Male	7	2	0	0	9	0	2	2	4	<b>13</b>	
		<b>Total</b>	<b>206</b>	<b>11</b>	<b>3</b>	<b>2</b>	<b>222</b>	<b>71</b>	<b>128</b>	<b>116</b>	<b>315</b>	<b>537</b>	
	<b>Total</b>			<b>638</b>	<b>20</b>	<b>5</b>	<b>2</b>	<b>665</b>	<b>127</b>	<b>424</b>	<b>227</b>	<b>778</b>	<b>1,443</b>
	<b><u>Webster County</u></b>	Upperglade SP	Adult Female	38	0	0	0	38	17	24	31	72	<b>110</b>
Adult Male			33	0	0	0	33	25	33	35	93	<b>126</b>	
Juvenile Female			2	1	0	0	3	0	0	0	0	<b>3</b>	
Juvenile Male			6	0	0	0	6	0	5	1	6	<b>12</b>	



			Crimes Against Persons				Crimes Against Property				Total	
			Assault Offenses	Forcible Sex Offenses	Murder	Other Crimes Against Persons	Total	Burglary/B&E	Larceny	Other Crimes Against Property		Total
<u>Webster County</u>	Upperglade PD	<b>Total</b>	<b>79</b>	<b>1</b>	<b>0</b>	<b>0</b>	<b>80</b>	<b>42</b>	<b>62</b>	<b>67</b>	<b>171</b>	<b>251</b>
	<b>Total</b>		<b>79</b>	<b>1</b>	<b>0</b>	<b>0</b>	<b>80</b>	<b>42</b>	<b>62</b>	<b>67</b>	<b>171</b>	<b>251</b>
<u>Wetzel County</u>	Hundred SP	Adult Female	9	1	0	0	10	2	7	4	13	23
		Adult Male	8	0	0	0	8	2	8	9	19	27
		Juvenile Female	3	1	0	0	4	0	0	0	0	4
		Juvenile Male	8	0	0	0	8	0	0	0	0	8
		<b>Total</b>	<b>28</b>	<b>2</b>	<b>0</b>	<b>0</b>	<b>30</b>	<b>4</b>	<b>15</b>	<b>13</b>	<b>32</b>	<b>62</b>
	New Martinsville PD	Adult Female	37	0	0	0	37	1	24	34	59	96
		Adult Male	21	0	0	0	21	3	27	46	76	97
		Juvenile Female	7	2	0	0	9	0	2	1	3	12
		Juvenile Male	6	0	0	0	6	0	3	1	4	10
		<b>Total</b>	<b>71</b>	<b>2</b>	<b>0</b>	<b>0</b>	<b>73</b>	<b>4</b>	<b>56</b>	<b>82</b>	<b>142</b>	<b>215</b>
	Paden City SP	Adult Female	14	0	0	0	14	0	8	3	11	25
		Adult Male	14	0	0	0	14	3	10	8	21	35
		Juvenile Female	3	1	0	0	4	0	0	0	0	4
		Juvenile Male	1	0	0	1	2	0	0	0	0	2
		<b>Total</b>	<b>32</b>	<b>1</b>	<b>0</b>	<b>1</b>	<b>34</b>	<b>3</b>	<b>18</b>	<b>11</b>	<b>32</b>	<b>66</b>
	Wetzel Co SO	Adult Female	4	0	0	0	4	4	4	3	11	15
		Adult Male	4	0	0	0	4	2	2	6	10	14
Juvenile Female		1	3	0	0	4	0	0	0	0	4	

			Crimes Against Persons					Crimes Against Property				Total
			Assault Offenses	Forcible Sex Offenses	Murder	Other Crimes Against Persons	Total	Burglary/B&E	Larceny	Other Crimes Against Property	Total	
<b><u>Wetzel County</u></b>	Wetzel Co SO	Juvenile Male	3	0	0	0	3	0	0	0	0	3
		<b>Total</b>	<b>12</b>	<b>3</b>	<b>0</b>	<b>0</b>	<b>15</b>	<b>6</b>	<b>6</b>	<b>9</b>	<b>21</b>	<b>36</b>
	<b>Total</b>		<b>143</b>	<b>8</b>	<b>0</b>	<b>1</b>	<b>152</b>	<b>17</b>	<b>95</b>	<b>115</b>	<b>227</b>	<b>379</b>
<b><u>Wirt County</u></b>	Elizabeth SP	Adult Female	14	1	0	0	15	7	6	10	23	38
		Adult Male	10	0	0	0	10	16	10	8	34	44
		Juvenile Female	0	3	0	0	3	0	0	0	0	3
		Juvenile Male	2	0	0	0	2	0	1	0	1	3
		<b>Total</b>	<b>26</b>	<b>4</b>	<b>0</b>	<b>0</b>	<b>30</b>	<b>23</b>	<b>17</b>	<b>18</b>	<b>58</b>	<b>88</b>
	<b>Total</b>		<b>26</b>	<b>4</b>	<b>0</b>	<b>0</b>	<b>30</b>	<b>23</b>	<b>17</b>	<b>18</b>	<b>58</b>	<b>88</b>
<b><u>Wood County</u></b>	Parkersburg PD	Adult Female	274	15	0	0	289	76	300	222	598	887
		Adult Male	181	4	0	1	186	80	257	235	572	758
		Juvenile Female	48	19	0	14	81	0	17	2	19	100
		Juvenile Male	63	6	0	4	73	0	23	4	27	100
		<b>Total</b>	<b>566</b>	<b>44</b>	<b>0</b>	<b>19</b>	<b>629</b>	<b>156</b>	<b>597</b>	<b>463</b>	<b>1,216</b>	<b>1,845</b>
	Parkersburg SP		0	0	0	0	0	0	0	1	1	1
		Adult Female	27	1	0	1	29	9	33	30	72	101
		Adult Male	13	0	0	0	13	6	43	33	82	95
		Juvenile Female	0	1	0	1	2	0	0	0	0	2
		Juvenile Male	2	0	0	0	2	0	1	5	6	8
		<b>Total</b>	<b>42</b>	<b>2</b>	<b>0</b>	<b>2</b>	<b>46</b>	<b>15</b>	<b>77</b>	<b>69</b>	<b>161</b>	<b>207</b>

			Crimes Against Persons					Crimes Against Property				Total	
			Assault Offenses	Forcible Sex Offenses	Murder	Other Crimes Against Persons	Total	Burglary/ B&E	Larceny	Other Crimes Against Property	Total		
<u>Wood County</u>	Vienna PD	Adult Female	57	0	0	0	57	15	61	51	127	184	
		Adult Male	32	0	0	0	32	13	51	64	128	160	
		Juvenile Female	7	4	0	1	12	0	3	2	5	17	
		Juvenile Male	6	0	0	0	6	0	6	2	8	14	
		<b>Total</b>	<b>102</b>	<b>4</b>	<b>0</b>	<b>1</b>	<b>107</b>	<b>28</b>	<b>121</b>	<b>119</b>	<b>268</b>	<b>375</b>	
	Williamstown PD	Adult Female	7	0	0	0	7	1	7	8	16	23	
		Adult Male	2	0	0	0	2	5	19	9	33	35	
		Juvenile Male	1	0	0	0	1	0	1	0	1	2	
		<b>Total</b>	<b>10</b>	<b>0</b>	<b>0</b>	<b>0</b>	<b>10</b>	<b>6</b>	<b>27</b>	<b>17</b>	<b>50</b>	<b>60</b>	
	Wood Co SO	Adult Female	315	4	0	2	321	67	151	178	396	717	
		Adult Male	131	0	0	0	131	75	147	237	459	590	
		Juvenile Female	27	14	0	3	44	1	2	3	6	50	
		Juvenile Male	36	4	0	0	40	0	3	8	11	51	
		<b>Total</b>	<b>509</b>	<b>22</b>	<b>0</b>	<b>5</b>	<b>536</b>	<b>143</b>	<b>303</b>	<b>426</b>	<b>872</b>	<b>1,408</b>	
	<b>Total</b>			<b>1,229</b>	<b>72</b>	<b>0</b>	<b>27</b>	<b>1,328</b>	<b>348</b>	<b>1,125</b>	<b>1,094</b>	<b>2,567</b>	<b>3,895</b>
	<u>Wyoming County</u>	FIRE MARSHAL - Wyoming	Adult Male	0	0	0	0	0	0	0	1	1	1
			<b>Total</b>	<b>0</b>	<b>0</b>	<b>0</b>	<b>0</b>	<b>0</b>	<b>0</b>	<b>0</b>	<b>1</b>	<b>1</b>	<b>1</b>
Jesse SP		Adult Female	4	0	0	0	4	10	8	6	24	28	
		Adult Male	5	0	0	0	5	16	17	17	50	55	
		Juvenile Female	0	1	0	0	1	0	0	0	0	1	

			Crimes Against Persons					Crimes Against Property				Total
			Assault Offenses	Forcible Sex Offenses	Murder	Other Crimes Against Persons	Total	Burglary/ B&E	Larceny	Other Crimes Against Property	Total	
<b><u>Wyoming County</u></b>	Jesse SP	Juvenile Male	0	2	0	0	2	0	0	0	0	2
		<b>Total</b>	<b>9</b>	<b>3</b>	<b>0</b>	<b>0</b>	<b>12</b>	<b>26</b>	<b>25</b>	<b>23</b>	<b>74</b>	<b>86</b>
	Mullens PD	Adult Female	1	0	0	0	1	0	2	1	3	4
		Adult Male	0	0	0	0	0	1	4	6	11	11
		Juvenile Male	0	0	0	0	0	0	0	1	1	1
		<b>Total</b>	<b>1</b>	<b>0</b>	<b>0</b>	<b>0</b>	<b>1</b>	<b>1</b>	<b>6</b>	<b>8</b>	<b>15</b>	<b>16</b>
	Oceana PD	Adult Female	15	0	0	0	15	6	6	1	13	28
		Adult Male	23	0	0	0	23	2	8	2	12	35
		Juvenile Female	3	2	0	0	5	0	0	0	0	5
		Juvenile Male	2	0	0	0	2	0	0	0	0	2
		<b>Total</b>	<b>43</b>	<b>2</b>	<b>0</b>	<b>0</b>	<b>45</b>	<b>8</b>	<b>14</b>	<b>3</b>	<b>25</b>	<b>70</b>
	Pineville PD	Adult Female	14	0	0	0	14	3	3	7	13	27
		Adult Male	4	0	0	0	4	2	8	4	14	18
		Juvenile Male	1	0	0	0	1	0	0	0	0	1
		<b>Total</b>	<b>19</b>	<b>0</b>	<b>0</b>	<b>0</b>	<b>19</b>	<b>5</b>	<b>11</b>	<b>11</b>	<b>27</b>	<b>46</b>
	Wyoming Co SO	Adult Female	60	0	0	0	60	20	9	4	33	93
		Adult Male	22	0	0	0	22	25	24	7	56	78
		Juvenile Female	5	0	0	0	5	0	0	0	0	5
		Juvenile Male	0	0	0	0	0	0	0	1	1	1
		<b>Total</b>	<b>87</b>	<b>0</b>	<b>0</b>	<b>0</b>	<b>87</b>	<b>45</b>	<b>33</b>	<b>12</b>	<b>90</b>	<b>177</b>

		Crimes Against Persons					Crimes Against Property				Total
		Assault Offenses	Forcible Sex Offenses	Murder	Other Crimes Against Persons	Total	Burglary/ B&E	Larceny	Other Crimes Against Property	Total	
<u>Wyoming</u>	<b>Total</b>	<b>159</b>	<b>5</b>	<b>0</b>	<b>0</b>	<b>164</b>	<b>85</b>	<b>89</b>	<b>58</b>	<b>232</b>	<b>396</b>
<b>Total</b>		<b>21,726</b>	<b>966</b>	<b>83</b>	<b>308</b>	<b>23,083</b>	<b>7,037</b>	<b>20,372</b>	<b>17,205</b>	<b>44,614</b>	<b>67,697</b>

# Age and Sex Of Offenders Known to Law Enforcement, Crimes Against Persons and Crimes Against Property

2002

**NOTE:**  
See Appendix for list and definitions of offenses.  
*Larceny includes Motor Vehicle Theft*

OFFENDERS			Crimes Against Persons				Crimes Against Property				Total	
			Assault Offenses	Forcible Sex Offenses	Murder	Other Crimes Against Persons	Total	Burglary/B&E	Larceny	Other Crimes Against Property		Total
<b>Barbour County</b>	Belington PD	Adult Male	1	0	0	0	1	0	0	0	0	1
		<b>Total</b>	<b>1</b>	<b>0</b>	<b>0</b>	<b>0</b>	<b>1</b>	<b>0</b>	<b>0</b>	<b>0</b>	<b>0</b>	<b>1</b>
	Philippi PD	Adult Male	2	0	0	0	2	0	0	1	1	3
		<b>Total</b>	<b>2</b>	<b>0</b>	<b>0</b>	<b>0</b>	<b>2</b>	<b>0</b>	<b>0</b>	<b>1</b>	<b>1</b>	<b>3</b>
	Philippi SP	Adult Male	1	0	0	0	1	0	0	0	0	1
		Juvenile Male	1	0	0	0	1	0	0	0	0	1
		<b>Total</b>	<b>2</b>	<b>0</b>	<b>0</b>	<b>0</b>	<b>2</b>	<b>0</b>	<b>0</b>	<b>0</b>	<b>0</b>	<b>2</b>
<b>Total</b>			<b>5</b>	<b>0</b>	<b>0</b>	<b>0</b>	<b>5</b>	<b>0</b>	<b>0</b>	<b>1</b>	<b>1</b>	<b>6</b>
<b>Berkeley County</b>	Berkeley Co SO	Adult Male	3	0	0	0	3	0	0	1	1	4
		Juvenile Male	2	0	0	0	2	0	0	0	0	2
		<b>Total</b>	<b>5</b>	<b>0</b>	<b>0</b>	<b>0</b>	<b>5</b>	<b>0</b>	<b>0</b>	<b>1</b>	<b>1</b>	<b>6</b>
	Martinsburg PD	Adult Female	14	0	0	0	14	0	1	7	8	22
		Adult Male	20	0	0	0	20	1	7	2	10	30
		Juvenile Female	3	1	0	0	4	0	0	0	0	4

			Crimes Against Persons					Crimes Against Property				Total
			Assault Offenses	Forcible Sex Offenses	Murder	Other Crimes Against Persons	Total	Burglary/B&E	Larceny	Other Crimes Against Property	Total	
<b>Berkeley County</b>	Martinsburg PD	Juvenile Male	5	0	0	0	5	0	0	0	0	5
		<b>Total</b>	<b>42</b>	<b>1</b>	<b>0</b>	<b>0</b>	<b>43</b>	<b>1</b>	<b>8</b>	<b>9</b>	<b>18</b>	<b>61</b>
	Martinsburg SP	Adult Female	8	0	0	0	8	0	2	1	3	11
		Adult Male	18	1	0	0	19	1	4	7	12	31
		Juvenile Female	2	0	0	0	2	0	0	0	0	2
		Juvenile Male	1	0	0	0	1	0	0	0	0	1
		<b>Total</b>	<b>29</b>	<b>1</b>	<b>0</b>	<b>0</b>	<b>30</b>	<b>1</b>	<b>6</b>	<b>8</b>	<b>15</b>	<b>45</b>
<b>Total</b>			<b>76</b>	<b>2</b>	<b>0</b>	<b>0</b>	<b>78</b>	<b>2</b>	<b>14</b>	<b>18</b>	<b>34</b>	<b>112</b>
<b>Boone County</b>	Boone Co SO	Adult Male	2	0	0	0	2	0	0	1	1	3
		<b>Total</b>	<b>2</b>	<b>0</b>	<b>0</b>	<b>0</b>	<b>2</b>	<b>0</b>	<b>0</b>	<b>1</b>	<b>1</b>	<b>3</b>
	Danville PD	Adult Female	3	0	0	0	3	0	0	2	2	5
		Adult Male	3	0	0	0	3	0	0	0	0	3
		<b>Total</b>	<b>6</b>	<b>0</b>	<b>0</b>	<b>0</b>	<b>6</b>	<b>0</b>	<b>0</b>	<b>2</b>	<b>2</b>	<b>8</b>
	Danville SP	Adult Female	2	0	0	0	2	0	0	2	2	4
		Adult Male	4	0	0	0	4	0	1	0	1	5
		<b>Total</b>	<b>6</b>	<b>0</b>	<b>0</b>	<b>0</b>	<b>6</b>	<b>0</b>	<b>1</b>	<b>2</b>	<b>3</b>	<b>9</b>
	Whitesville SP	Juvenile Female	1	0	0	0	1	0	0	0	0	1
		<b>Total</b>	<b>1</b>	<b>0</b>	<b>0</b>	<b>0</b>	<b>1</b>	<b>0</b>	<b>0</b>	<b>0</b>	<b>0</b>	<b>1</b>
<b>Total</b>			<b>15</b>	<b>0</b>	<b>0</b>	<b>0</b>	<b>15</b>	<b>0</b>	<b>1</b>	<b>5</b>	<b>6</b>	<b>21</b>

			Crimes Against Persons					Crimes Against Property				Total
			Assault Offenses	Forcible Sex Offenses	Murder	Other Crimes Against Persons	Total	Burglary/B&E	Larceny	Other Crimes Against Property	Total	
<b>Braxton County</b>	Sutton SP	Adult Female	0	0	0	0	0	0	0	1	1	1
		Adult Male	2	0	0	0	2	0	0	1	1	3
		<b>Total</b>	<b>2</b>	<b>0</b>	<b>0</b>	<b>0</b>	<b>2</b>	<b>0</b>	<b>0</b>	<b>2</b>	<b>2</b>	<b>4</b>
	Total		<b>2</b>	<b>0</b>	<b>0</b>	<b>0</b>	<b>2</b>	<b>0</b>	<b>0</b>	<b>2</b>	<b>2</b>	<b>4</b>
<b>Brooke County</b>	Brooke Co SO	Adult Female	1	0	0	0	1	0	0	0	0	1
		Adult Male	3	0	0	0	3	0	0	0	0	3
		<b>Total</b>	<b>4</b>	<b>0</b>	<b>0</b>	<b>0</b>	<b>4</b>	<b>0</b>	<b>0</b>	<b>0</b>	<b>0</b>	<b>4</b>
	Follansbee PD	Adult Male	1	0	0	0	1	0	0	0	0	1
		<b>Total</b>	<b>1</b>	<b>0</b>	<b>0</b>	<b>0</b>	<b>1</b>	<b>0</b>	<b>0</b>	<b>0</b>	<b>0</b>	<b>1</b>
	Wellsburg PD	Adult Male	1	0	0	0	1	0	0	0	0	1
		Juvenile Female	1	0	0	0	1	0	0	0	0	1
		<b>Total</b>	<b>2</b>	<b>0</b>	<b>0</b>	<b>0</b>	<b>2</b>	<b>0</b>	<b>0</b>	<b>0</b>	<b>0</b>	<b>2</b>
	Wellsburg SP	Adult Male	1	0	0	0	1	0	1	0	1	2
		<b>Total</b>	<b>1</b>	<b>0</b>	<b>0</b>	<b>0</b>	<b>1</b>	<b>0</b>	<b>1</b>	<b>0</b>	<b>1</b>	<b>2</b>
	Total		<b>8</b>	<b>0</b>	<b>0</b>	<b>0</b>	<b>8</b>	<b>0</b>	<b>1</b>	<b>0</b>	<b>1</b>	<b>9</b>
<b>Cabell County</b>	Barboursville PD	Adult Female	1	0	0	0	1	0	0	0	0	1
		Adult Male	3	0	0	0	3	0	0	1	1	4
		Juvenile Male	2	0	0	0	2	0	0	0	0	2
		<b>Total</b>	<b>6</b>	<b>0</b>	<b>0</b>	<b>0</b>	<b>6</b>	<b>0</b>	<b>0</b>	<b>1</b>	<b>1</b>	<b>7</b>



			Crimes Against Persons				Crimes Against Property				Total	
			Assault Offenses	Forcible Sex Offenses	Murder	Other Crimes Against Persons	Total	Burglary/B&E	Larceny	Other Crimes Against Property		Total
<b>Cabell County</b>	Cabell Co SO	Adult Female	0	0	0	0	0	0	1	1	2	2
		Adult Male	0	2	0	0	2	0	2	5	7	9
		Juvenile Female	1	0	0	0	1	0	3	0	3	4
		Juvenile Male	0	0	0	0	0	0	3	0	3	3
		<b>Total</b>	<b>1</b>	<b>2</b>	<b>0</b>	<b>0</b>	<b>3</b>	<b>0</b>	<b>9</b>	<b>6</b>	<b>15</b>	<b>18</b>
	Huntington PD	Adult Female	17	0	0	0	17	2	1	3	6	23
		Adult Male	32	1	0	0	33	2	10	7	19	52
		Juvenile Female	8	0	0	0	8	0	0	0	0	8
		Juvenile Male	11	0	0	0	11	0	1	0	1	12
		<b>Total</b>	<b>68</b>	<b>1</b>	<b>0</b>	<b>0</b>	<b>69</b>	<b>4</b>	<b>12</b>	<b>10</b>	<b>26</b>	<b>95</b>
	Huntington SP	Adult Female	1	0	1	0	2	0	1	1	2	4
		Adult Male	6	2	0	0	8	1	2	1	4	12
		Juvenile Female	1	0	0	0	1	0	0	0	0	1
		Juvenile Male	1	2	0	0	3	0	0	0	0	3
		<b>Total</b>	<b>9</b>	<b>4</b>	<b>1</b>	<b>0</b>	<b>14</b>	<b>1</b>	<b>3</b>	<b>2</b>	<b>6</b>	<b>20</b>
	Marshall Univ Police	Adult Male	4	1	0	0	5	0	0	1	1	6
		<b>Total</b>	<b>4</b>	<b>1</b>	<b>0</b>	<b>0</b>	<b>5</b>	<b>0</b>	<b>0</b>	<b>1</b>	<b>1</b>	<b>6</b>
	Milton PD	Adult Female	2	0	0	0	2	0	0	0	0	2
		Adult Male	3	0	0	0	3	0	0	0	0	3
<b>Total</b>		<b>5</b>	<b>0</b>	<b>0</b>	<b>0</b>	<b>5</b>	<b>0</b>	<b>0</b>	<b>0</b>	<b>0</b>	<b>5</b>	

			Crimes Against Persons					Crimes Against Property				Total
			Assault Offenses	Forcible Sex Offenses	Murder	Other Crimes Against Persons	Total	Burglary/B&E	Larceny	Other Crimes Against Property	Total	
<b>Cabell</b>	Total		<b>93</b>	<b>8</b>	<b>1</b>	<b>0</b>	<b>102</b>	<b>5</b>	<b>24</b>	<b>20</b>	<b>49</b>	<b>151</b>
<b>Calhoun County</b>	Grantsville SP	Adult Female	3	0	0	0	3	0	0	0	0	3
		Adult Male	2	0	0	0	2	0	0	0	0	2
		<b>Total</b>	<b>5</b>	<b>0</b>	<b>0</b>	<b>0</b>	<b>5</b>	<b>0</b>	<b>0</b>	<b>0</b>	<b>0</b>	<b>5</b>
	Total		<b>5</b>	<b>0</b>	<b>0</b>	<b>0</b>	<b>5</b>	<b>0</b>	<b>0</b>	<b>0</b>	<b>0</b>	<b>5</b>
<b>Clay County</b>	Clay SP	Adult Male	5	0	0	0	5	0	0	2	2	7
		Juvenile Female	1	0	0	0	1	0	0	0	0	1
		<b>Total</b>	<b>6</b>	<b>0</b>	<b>0</b>	<b>0</b>	<b>6</b>	<b>0</b>	<b>0</b>	<b>2</b>	<b>2</b>	<b>8</b>
	Total		<b>6</b>	<b>0</b>	<b>0</b>	<b>0</b>	<b>6</b>	<b>0</b>	<b>0</b>	<b>2</b>	<b>2</b>	<b>8</b>
<b>Doddridge County</b>	West Union SP	Adult Female	0	0	0	0	0	0	1	0	1	1
		Adult Male	2	0	0	0	2	0	0	0	0	2
		Juvenile Female	0	0	0	0	0	0	1	0	1	1
		Juvenile Male	1	0	0	0	1	0	0	0	0	1
		<b>Total</b>	<b>3</b>	<b>0</b>	<b>0</b>	<b>0</b>	<b>3</b>	<b>0</b>	<b>2</b>	<b>0</b>	<b>2</b>	<b>5</b>
	Total		<b>3</b>	<b>0</b>	<b>0</b>	<b>0</b>	<b>3</b>	<b>0</b>	<b>2</b>	<b>0</b>	<b>2</b>	<b>5</b>
<b>Fayette County</b>	Ansted PD	Adult Female	1	0	0	0	1	0	0	0	0	1
		<b>Total</b>	<b>1</b>	<b>0</b>	<b>0</b>	<b>0</b>	<b>1</b>	<b>0</b>	<b>0</b>	<b>0</b>	<b>0</b>	<b>1</b>
	Fayette Co SO	Adult Female	0	0	0	0	0	0	2	0	2	2
		Adult Male	6	0	0	1	7	1	2	3	6	13

			Crimes Against Persons				Crimes Against Property				Total		
			Assault Offenses	Forcible Sex Offenses	Murder	Other Crimes Against Persons	Total	Burglary/B&E	Larceny	Other Crimes Against Property		Total	
<b>Fayette County</b>	Fayette Co SO	Juvenile Female	1	0	0	0	1	0	0	0	0	1	
		Juvenile Male	2	0	0	0	2	0	0	0	0	2	
		<b>Total</b>	<b>9</b>	<b>0</b>	<b>0</b>	<b>1</b>	<b>10</b>	<b>1</b>	<b>4</b>	<b>3</b>	<b>8</b>	<b>18</b>	
	Gauley Bridge SP	Adult Female	1	0	0	0	1	0	0	0	0	1	
		Adult Male	2	0	0	0	2	0	1	0	1	3	
		Juvenile Male	1	0	0	0	1	0	0	0	0	1	
		<b>Total</b>	<b>4</b>	<b>0</b>	<b>0</b>	<b>0</b>	<b>4</b>	<b>0</b>	<b>1</b>	<b>0</b>	<b>1</b>	<b>5</b>	
	Mount Hope PD	Adult Male	1	0	0	0	1	1	0	0	1	2	
		Juvenile Male	4	0	0	0	4	0	0	0	0	4	
		<b>Total</b>	<b>5</b>	<b>0</b>	<b>0</b>	<b>0</b>	<b>5</b>	<b>1</b>	<b>0</b>	<b>0</b>	<b>1</b>	<b>6</b>	
	Oak Hill PD	Adult Male	2	0	0	0	2	0	0	0	0	2	
		<b>Total</b>	<b>2</b>	<b>0</b>	<b>0</b>	<b>0</b>	<b>2</b>	<b>0</b>	<b>0</b>	<b>0</b>	<b>0</b>	<b>2</b>	
	Oak Hill SP	Adult Female	1	0	0	0	1	0	1	0	1	2	
		Adult Male	4	0	0	0	4	1	0	1	2	6	
		Juvenile Female	1	0	0	0	1	0	0	0	0	1	
		<b>Total</b>	<b>6</b>	<b>0</b>	<b>0</b>	<b>0</b>	<b>6</b>	<b>1</b>	<b>1</b>	<b>1</b>	<b>3</b>	<b>9</b>	
	WVU Tech-Security	Adult Male	1	0	0	0	1	0	0	0	0	1	
		<b>Total</b>	<b>1</b>	<b>0</b>	<b>0</b>	<b>0</b>	<b>1</b>	<b>0</b>	<b>0</b>	<b>0</b>	<b>0</b>	<b>1</b>	
	<b>Total</b>			<b>28</b>	<b>0</b>	<b>0</b>	<b>1</b>	<b>29</b>	<b>3</b>	<b>6</b>	<b>4</b>	<b>13</b>	<b>42</b>

			Crimes Against Persons					Crimes Against Property				Total
			Assault Offenses	Forcible Sex Offenses	Murder	Other Crimes Against Persons	Total	Burglary/B&E	Larceny	Other Crimes Against Property	Total	
<b>Gilmer County</b>	Gilmer Co SO	Adult Male	1	1	0	0	2	0	0	0	0	2
		<b>Total</b>	<b>1</b>	<b>1</b>	<b>0</b>	<b>0</b>	<b>2</b>	<b>0</b>	<b>0</b>	<b>0</b>	<b>0</b>	<b>2</b>
	Glenville PD	Juvenile Male	2	0	0	0	2	0	0	0	0	2
		<b>Total</b>	<b>2</b>	<b>0</b>	<b>0</b>	<b>0</b>	<b>2</b>	<b>0</b>	<b>0</b>	<b>0</b>	<b>0</b>	<b>2</b>
	Glenville SP	Adult Male	2	0	0	0	2	0	0	0	0	2
		<b>Total</b>	<b>2</b>	<b>0</b>	<b>0</b>	<b>0</b>	<b>2</b>	<b>0</b>	<b>0</b>	<b>0</b>	<b>0</b>	<b>2</b>
Total			<b>5</b>	<b>1</b>	<b>0</b>	<b>0</b>	<b>6</b>	<b>0</b>	<b>0</b>	<b>0</b>	<b>0</b>	<b>6</b>
<b>Grant County</b>	Grant Co SO	Adult Female	2	0	0	0	2	0	0	0	0	2
		Adult Male	1	0	0	0	1	0	0	1	1	2
		<b>Total</b>	<b>3</b>	<b>0</b>	<b>0</b>	<b>0</b>	<b>3</b>	<b>0</b>	<b>0</b>	<b>1</b>	<b>1</b>	<b>4</b>
	Petersburg PD	Adult Female	1	0	0	0	1	0	0	0	0	1
		<b>Total</b>	<b>1</b>	<b>0</b>	<b>0</b>	<b>0</b>	<b>1</b>	<b>0</b>	<b>0</b>	<b>0</b>	<b>0</b>	<b>1</b>
	Petersburg SP	Adult Male	2	0	0	0	2	0	1	0	1	3
		<b>Total</b>	<b>2</b>	<b>0</b>	<b>0</b>	<b>0</b>	<b>2</b>	<b>0</b>	<b>1</b>	<b>0</b>	<b>1</b>	<b>3</b>
Total			<b>6</b>	<b>0</b>	<b>0</b>	<b>0</b>	<b>6</b>	<b>0</b>	<b>1</b>	<b>1</b>	<b>2</b>	<b>8</b>
<b>Greenbrier County</b>	Greenbrier Co SO	Adult Male	2	0	0	0	2	0	0	0	0	2
		<b>Total</b>	<b>2</b>	<b>0</b>	<b>0</b>	<b>0</b>	<b>2</b>	<b>0</b>	<b>0</b>	<b>0</b>	<b>0</b>	<b>2</b>
	Lewisburg PD	Adult Male	2	0	0	0	2	0	0	0	0	2
		Juvenile Male	1	0	0	0	1	0	0	0	0	1

			Crimes Against Persons					Crimes Against Property				Total
			Assault Offenses	Forcible Sex Offenses	Murder	Other Crimes Against Persons	Total	Burglary/B&E	Larceny	Other Crimes Against Property	Total	
<b>Greenbrier County</b>	Lewisburg PD	<b>Total</b>	<b>3</b>	<b>0</b>	<b>0</b>	<b>0</b>	<b>3</b>	<b>0</b>	<b>0</b>	<b>0</b>	<b>0</b>	<b>3</b>
	Lewisburg SP	Adult Female	0	0	0	0	0	0	0	3	3	3
		Adult Male	1	1	0	0	2	0	0	1	1	3
		Juvenile Female	1	0	0	0	1	0	0	0	0	1
		<b>Total</b>	<b>2</b>	<b>1</b>	<b>0</b>	<b>0</b>	<b>3</b>	<b>0</b>	<b>0</b>	<b>4</b>	<b>4</b>	<b>7</b>
	Rainelle SP	Adult Female	0	0	0	0	0	0	1	0	1	1
		Adult Male	1	0	0	0	1	0	0	1	1	2
		<b>Total</b>	<b>1</b>	<b>0</b>	<b>0</b>	<b>0</b>	<b>1</b>	<b>0</b>	<b>1</b>	<b>1</b>	<b>2</b>	<b>3</b>
	White Sulfur Springs PD	Adult Male	1	0	0	0	1	0	0	0	0	1
		<b>Total</b>	<b>1</b>	<b>0</b>	<b>0</b>	<b>0</b>	<b>1</b>	<b>0</b>	<b>0</b>	<b>0</b>	<b>0</b>	<b>1</b>
<b>Total</b>			<b>9</b>	<b>1</b>	<b>0</b>	<b>0</b>	<b>10</b>	<b>0</b>	<b>1</b>	<b>5</b>	<b>6</b>	<b>16</b>
<b>Hampshire County</b>	Hampshire Co SO	Adult Female	8	0	0	0	8	0	0	1	1	9
		Adult Male	14	0	0	0	14	0	1	1	2	16
		<b>Total</b>	<b>22</b>	<b>0</b>	<b>0</b>	<b>0</b>	<b>22</b>	<b>0</b>	<b>1</b>	<b>2</b>	<b>3</b>	<b>25</b>
	Romney PD	Juvenile Male	1	0	0	0	1	0	0	0	0	1
		<b>Total</b>	<b>1</b>	<b>0</b>	<b>0</b>	<b>0</b>	<b>1</b>	<b>0</b>	<b>0</b>	<b>0</b>	<b>0</b>	<b>1</b>
	Romney SP	Adult Female	5	0	0	0	5	0	1	1	2	7
		Adult Male	18	0	0	0	18	0	1	5	6	24
Juvenile Male		2	0	0	0	2	0	1	0	1	3	

			Crimes Against Persons					Crimes Against Property				Total	
			Assault Offenses	Forcible Sex Offenses	Murder	Other Crimes Against Persons	Total	Burglary/B&E	Larceny	Other Crimes Against Property	Total		
<b>Hampshire County</b>	Romney SP	<b>Total</b>	<b>25</b>	<b>0</b>	<b>0</b>	<b>0</b>	<b>25</b>	<b>0</b>	<b>3</b>	<b>6</b>	<b>9</b>	<b>34</b>	
	Total		<b>48</b>	<b>0</b>	<b>0</b>	<b>0</b>	<b>48</b>	<b>0</b>	<b>4</b>	<b>8</b>	<b>12</b>	<b>60</b>	
<b>Hancock County</b>	FIRE MARSHAL - Hancock	Adult Male	0	0	0	0	0	0	0	1	1	1	
		<b>Total</b>	<b>0</b>	<b>0</b>	<b>0</b>	<b>0</b>	<b>0</b>	<b>0</b>	<b>0</b>	<b>1</b>	<b>1</b>	<b>1</b>	
	New Cumberland PD	Adult Male	2	0	0	0	2	0	0	0	0	0	2
		<b>Total</b>	<b>2</b>	<b>0</b>	<b>0</b>	<b>0</b>	<b>2</b>	<b>0</b>	<b>0</b>	<b>0</b>	<b>0</b>	<b>0</b>	<b>2</b>
	New Cumberland SP	Adult Male	1	0	0	0	1	0	0	0	0	0	1
		<b>Total</b>	<b>1</b>	<b>0</b>	<b>0</b>	<b>0</b>	<b>1</b>	<b>0</b>	<b>0</b>	<b>0</b>	<b>0</b>	<b>0</b>	<b>1</b>
	Weirton PD	Adult Female	1	0	0	0	1	0	0	0	0	0	1
		Adult Male	10	0	0	0	10	2	0	2	4	14	
		Juvenile Female	1	0	0	0	1	0	0	0	0	1	
		Juvenile Male	4	0	0	0	4	0	0	0	0	4	
		<b>Total</b>	<b>16</b>	<b>0</b>	<b>0</b>	<b>0</b>	<b>16</b>	<b>2</b>	<b>0</b>	<b>2</b>	<b>4</b>	<b>20</b>	
	Total		<b>19</b>	<b>0</b>	<b>0</b>	<b>0</b>	<b>19</b>	<b>2</b>	<b>0</b>	<b>3</b>	<b>5</b>	<b>24</b>	
	<b>Hardy County</b>	Hardy Co SO	Juvenile Female	1	0	0	0	1	0	0	0	0	1
<b>Total</b>			<b>1</b>	<b>0</b>	<b>0</b>	<b>0</b>	<b>1</b>	<b>0</b>	<b>0</b>	<b>0</b>	<b>0</b>	<b>1</b>	
Moorefield PD		Adult Male	2	0	0	0	2	1	1	3	5	7	
		Juvenile Male	2	0	0	0	2	0	0	0	0	2	
		<b>Total</b>	<b>4</b>	<b>0</b>	<b>0</b>	<b>0</b>	<b>4</b>	<b>1</b>	<b>1</b>	<b>3</b>	<b>5</b>	<b>9</b>	

			Crimes Against Persons					Crimes Against Property				Total
			Assault Offenses	Forcible Sex Offenses	Murder	Other Crimes Against Persons	Total	Burglary/B&E	Larceny	Other Crimes Against Property	Total	
<b>Hardy County</b>	Moorefield SP	Adult Female	2	0	0	0	2	0	0	0	0	2
		Adult Male	7	0	0	0	7	1	0	0	1	8
		Juvenile Male	5	0	0	0	5	0	0	0	0	5
		<b>Total</b>	<b>14</b>	<b>0</b>	<b>0</b>	<b>0</b>	<b>14</b>	<b>1</b>	<b>0</b>	<b>0</b>	<b>1</b>	<b>15</b>
	Wardensville PD	Adult Male	1	0	0	0	1	1	0	0	1	2
		<b>Total</b>	<b>1</b>	<b>0</b>	<b>0</b>	<b>0</b>	<b>1</b>	<b>1</b>	<b>0</b>	<b>0</b>	<b>1</b>	<b>2</b>
	Total			<b>20</b>	<b>0</b>	<b>0</b>	<b>0</b>	<b>20</b>	<b>3</b>	<b>1</b>	<b>3</b>	<b>7</b>
<b>Harrison County</b>	Bridgeport PD	Adult Female	0	0	0	0	0	0	0	1	1	1
		Juvenile Female	1	0	0	0	1	0	0	0	0	1
		Juvenile Male	1	0	0	0	1	0	0	0	0	1
		<b>Total</b>	<b>2</b>	<b>0</b>	<b>0</b>	<b>0</b>	<b>2</b>	<b>0</b>	<b>0</b>	<b>1</b>	<b>1</b>	<b>3</b>
	Bridgeport SP	Adult Female	4	0	0	0	4	0	0	1	1	5
		Adult Male	7	0	0	0	7	0	1	0	1	8
		Juvenile Female	2	0	0	0	2	0	0	0	0	2
		<b>Total</b>	<b>13</b>	<b>0</b>	<b>0</b>	<b>0</b>	<b>13</b>	<b>0</b>	<b>1</b>	<b>1</b>	<b>2</b>	<b>15</b>
	Clarksburg PD	Adult Female	16	0	0	0	16	0	1	0	1	17
		Adult Male	31	0	0	0	31	1	1	5	7	38
		Juvenile Female	2	0	0	0	2	0	0	0	0	2
		Juvenile Male	4	1	0	0	5	0	0	0	0	5

		Crimes Against Persons					Crimes Against Property				Total	
		Assault Offenses	Forcible Sex Offenses	Murder	Other Crimes Against Persons	Total	Burglary/B&E	Larceny	Other Crimes Against Property	Total		
<b>Harrison County</b>	Clarksburg	<b>Total</b>	<b>53</b>	<b>1</b>	<b>0</b>	<b>0</b>	<b>54</b>	<b>1</b>	<b>2</b>	<b>5</b>	<b>8</b>	<b>62</b>
	FIRE MARSHAL - Harrison	Adult Female	0	0	0	0	0	0	0	1	1	1
		<b>Total</b>	<b>0</b>	<b>0</b>	<b>0</b>	<b>0</b>	<b>0</b>	<b>0</b>	<b>0</b>	<b>1</b>	<b>1</b>	<b>1</b>
	Harrison Co SO	Adult Female	9	0	0	0	9	0	0	3	3	12
		Adult Male	21	1	0	0	22	0	2	6	8	30
		Juvenile Female	2	0	0	0	2	0	0	0	0	2
		Juvenile Male	2	0	0	0	2	0	0	0	0	2
		<b>Total</b>	<b>34</b>	<b>1</b>	<b>0</b>	<b>0</b>	<b>35</b>	<b>0</b>	<b>2</b>	<b>9</b>	<b>11</b>	<b>46</b>
	Lumberport PD	Adult Male	2	0	0	0	2	0	0	0	0	2
		<b>Total</b>	<b>2</b>	<b>0</b>	<b>0</b>	<b>0</b>	<b>2</b>	<b>0</b>	<b>0</b>	<b>0</b>	<b>0</b>	<b>2</b>
	Nutter Fort PD	Adult Male	2	0	0	0	2	0	0	0	0	2
		<b>Total</b>	<b>2</b>	<b>0</b>	<b>0</b>	<b>0</b>	<b>2</b>	<b>0</b>	<b>0</b>	<b>0</b>	<b>0</b>	<b>2</b>
	Salem PD	Adult Male	0	0	0	0	0	0	1	0	1	1
		<b>Total</b>	<b>0</b>	<b>0</b>	<b>0</b>	<b>0</b>	<b>0</b>	<b>0</b>	<b>1</b>	<b>0</b>	<b>1</b>	<b>1</b>
	Shinnston PD	Adult Male	3	0	0	0	3	0	0	1	1	4
		Juvenile Male	1	0	0	0	1	0	0	0	0	1
		<b>Total</b>	<b>4</b>	<b>0</b>	<b>0</b>	<b>0</b>	<b>4</b>	<b>0</b>	<b>0</b>	<b>1</b>	<b>1</b>	<b>5</b>
	Stonewood PD	Adult Male	1	0	0	0	1	0	0	1	1	2
<b>Total</b>		<b>1</b>	<b>0</b>	<b>0</b>	<b>0</b>	<b>1</b>	<b>0</b>	<b>0</b>	<b>1</b>	<b>1</b>	<b>2</b>	



		Crimes Against Persons					Crimes Against Property				Total	
		Assault Offenses	Forcible Sex Offenses	Murder	Other Crimes Against Persons	Total	Burglary/B&E	Larceny	Other Crimes Against Property	Total		
<b>Harrison</b>	Total	<b>111</b>	<b>2</b>	<b>0</b>	<b>0</b>	<b>113</b>	<b>1</b>	<b>6</b>	<b>19</b>	<b>26</b>	<b>139</b>	
<b>Jackson County</b>	Jackson Co SO	Adult Female	1	0	0	0	1	0	1	1	2	3
		Adult Male	5	0	1	0	6	0	3	0	3	9
		<b>Total</b>	<b>6</b>	<b>0</b>	<b>1</b>	<b>0</b>	<b>7</b>	<b>0</b>	<b>4</b>	<b>1</b>	<b>5</b>	<b>12</b>
	Ripley PD	Adult Male	2	0	0	0	2	0	0	0	0	2
		Juvenile Female	0	0	0	0	0	0	1	0	1	1
		Juvenile Male	1	0	0	0	1	0	0	0	0	1
		<b>Total</b>	<b>3</b>	<b>0</b>	<b>0</b>	<b>0</b>	<b>3</b>	<b>0</b>	<b>1</b>	<b>0</b>	<b>1</b>	<b>4</b>
	Ripley SP	Adult Male	1	0	0	0	1	0	0	0	0	1
		<b>Total</b>	<b>1</b>	<b>0</b>	<b>0</b>	<b>0</b>	<b>1</b>	<b>0</b>	<b>0</b>	<b>0</b>	<b>0</b>	<b>1</b>
	<b>Total</b>		<b>10</b>	<b>0</b>	<b>1</b>	<b>0</b>	<b>11</b>	<b>0</b>	<b>5</b>	<b>1</b>	<b>6</b>	<b>17</b>
<b>Jefferson County</b>	Jefferson Co SO	Adult Female	0	0	0	0	0	0	1	0	1	1
		Adult Male	5	0	0	0	5	0	0	0	0	5
		Juvenile Male	1	0	0	0	1	0	0	0	0	1
		<b>Total</b>	<b>6</b>	<b>0</b>	<b>0</b>	<b>0</b>	<b>6</b>	<b>0</b>	<b>1</b>	<b>0</b>	<b>1</b>	<b>7</b>
	Kearneysville SP	Adult Female	0	0	0	0	0	0	0	1	1	1
		Adult Male	9	0	0	0	9	0	2	1	3	12
		Juvenile Male	2	0	0	0	2	0	0	0	0	2
		<b>Total</b>	<b>11</b>	<b>0</b>	<b>0</b>	<b>0</b>	<b>11</b>	<b>0</b>	<b>2</b>	<b>2</b>	<b>4</b>	<b>15</b>

		Crimes Against Persons					Crimes Against Property				Total	
		Assault Offenses	Forcible Sex Offenses	Murder	Other Crimes Against Persons	Total	Burglary/B&E	Larceny	Other Crimes Against Property	Total		
<b>Jefferson</b>	Total	<b>17</b>	<b>0</b>	<b>0</b>	<b>0</b>	<b>17</b>	<b>0</b>	<b>3</b>	<b>2</b>	<b>5</b>	<b>22</b>	
<b>Kanawha County</b>	Charleston PD		1	0	0	0	1	0	1	1	2	3
		Adult Female	127	0	0	0	127	1	14	18	33	160
		Adult Male	143	0	0	1	144	7	18	39	64	208
		Juvenile Female	21	0	0	0	21	0	0	2	2	23
		Juvenile Male	29	1	0	5	35	0	4	15	19	54
		<b>Total</b>	<b>321</b>	<b>1</b>	<b>0</b>	<b>6</b>	<b>328</b>	<b>8</b>	<b>37</b>	<b>75</b>	<b>120</b>	<b>448</b>
	Chesapeake PD	Adult Male	1	0	0	0	1	0	0	0	0	1
		<b>Total</b>	<b>1</b>	<b>0</b>	<b>0</b>	<b>0</b>	<b>1</b>	<b>0</b>	<b>0</b>	<b>0</b>	<b>0</b>	<b>1</b>
	Clendenin PD	Adult Male	3	0	0	0	3	0	0	0	0	3
		<b>Total</b>	<b>3</b>	<b>0</b>	<b>0</b>	<b>0</b>	<b>3</b>	<b>0</b>	<b>0</b>	<b>0</b>	<b>0</b>	<b>3</b>
	Dunbar PD	Adult Female	1	0	0	0	1	0	0	1	1	2
		Adult Male	4	0	0	0	4	0	3	3	6	10
		Juvenile Male	4	0	0	0	4	0	0	0	0	4
		<b>Total</b>	<b>9</b>	<b>0</b>	<b>0</b>	<b>0</b>	<b>9</b>	<b>0</b>	<b>3</b>	<b>4</b>	<b>7</b>	<b>16</b>
	Kanawha Co Parks	Juvenile Male	0	1	0	0	1	0	0	0	0	1
		<b>Total</b>	<b>0</b>	<b>1</b>	<b>0</b>	<b>0</b>	<b>1</b>	<b>0</b>	<b>0</b>	<b>0</b>	<b>0</b>	<b>1</b>
	Kanawha Co SO	Adult Female	19	0	0	0	19	1	1	6	8	27
		Adult Male	69	2	0	0	71	7	6	24	37	108

			Crimes Against Persons				Crimes Against Property				Total	
			Assault Offenses	Forcible Sex Offenses	Murder	Other Crimes Against Persons	Total	Burglary/B&E	Larceny	Other Crimes Against Property		Total
<b>Kanawha County</b>	Kanawha Co SO	Juvenile Female	8	0	0	0	8	0	2	0	2	<b>10</b>
		Juvenile Male	6	0	0	0	6	0	0	0	0	<b>6</b>
		<b>Total</b>	<b>102</b>	<b>2</b>	<b>0</b>	<b>0</b>	<b>104</b>	<b>8</b>	<b>9</b>	<b>30</b>	<b>47</b>	<b>151</b>
	Nitro PD	Adult Female	1	0	0	0	1	0	0	0	0	<b>1</b>
		Adult Male	4	0	0	0	4	0	1	0	1	<b>5</b>
		<b>Total</b>	<b>5</b>	<b>0</b>	<b>0</b>	<b>0</b>	<b>5</b>	<b>0</b>	<b>1</b>	<b>0</b>	<b>1</b>	<b>6</b>
	Quincy SP	Adult Female	2	0	0	0	2	0	1	1	2	<b>4</b>
		Adult Male	5	0	0	0	5	0	0	0	0	<b>5</b>
		<b>Total</b>	<b>7</b>	<b>0</b>	<b>0</b>	<b>0</b>	<b>7</b>	<b>0</b>	<b>1</b>	<b>1</b>	<b>2</b>	<b>9</b>
	So Charleston SP	Adult Female	0	0	0	0	0	0	0	1	1	<b>1</b>
		Adult Male	2	0	0	0	2	0	0	1	1	<b>3</b>
		<b>Total</b>	<b>2</b>	<b>0</b>	<b>0</b>	<b>0</b>	<b>2</b>	<b>0</b>	<b>0</b>	<b>2</b>	<b>2</b>	<b>4</b>
	South Charleston PD	Adult Male	2	0	0	0	2	0	0	0	0	<b>2</b>
		<b>Total</b>	<b>2</b>	<b>0</b>	<b>0</b>	<b>0</b>	<b>2</b>	<b>0</b>	<b>0</b>	<b>0</b>	<b>0</b>	<b>2</b>
	St Albans PD	Adult Female	1	0	0	0	1	0	0	0	0	<b>1</b>
		Juvenile Male	1	0	0	0	1	0	0	0	0	<b>1</b>
		<b>Total</b>	<b>2</b>	<b>0</b>	<b>0</b>	<b>0</b>	<b>2</b>	<b>0</b>	<b>0</b>	<b>0</b>	<b>0</b>	<b>2</b>
	WVSC Security	Adult Female	2	0	0	0	2	0	1	0	1	<b>3</b>
Adult Male		3	1	0	0	4	0	0	0	0	<b>4</b>	

			Crimes Against Persons				Crimes Against Property				Total	
			Assault Offenses	Forcible Sex Offenses	Murder	Other Crimes Against Persons	Total	Burglary/B&E	Larceny	Other Crimes Against Property		Total
<b>Kanawha County</b>	WVSC	<b>Total</b>	<b>5</b>	<b>1</b>	<b>0</b>	<b>0</b>	<b>6</b>	<b>0</b>	<b>1</b>	<b>0</b>	<b>1</b>	<b>7</b>
	Total		<b>459</b>	<b>5</b>	<b>0</b>	<b>6</b>	<b>470</b>	<b>16</b>	<b>52</b>	<b>112</b>	<b>180</b>	<b>650</b>
<b>Lewis County</b>	Lewis Co SO	Adult Female	3	0	0	0	3	0	0	0	0	3
		Adult Male	6	0	0	0	6	0	1	0	1	7
		Juvenile Female	2	0	0	0	2	0	1	0	1	3
		<b>Total</b>	<b>11</b>	<b>0</b>	<b>0</b>	<b>0</b>	<b>11</b>	<b>0</b>	<b>2</b>	<b>0</b>	<b>2</b>	<b>13</b>
	Weston PD	Adult Female	0	0	0	0	0	0	1	0	1	1
		Adult Male	1	0	0	0	1	0	0	0	0	1
		Juvenile Male	1	0	0	0	1	0	0	0	0	1
		<b>Total</b>	<b>2</b>	<b>0</b>	<b>0</b>	<b>0</b>	<b>2</b>	<b>0</b>	<b>1</b>	<b>0</b>	<b>1</b>	<b>3</b>
	Weston SP	Adult Female	0	0	0	0	0	0	1	0	1	1
		Adult Male	1	0	0	0	1	1	0	0	1	2
		<b>Total</b>	<b>1</b>	<b>0</b>	<b>0</b>	<b>0</b>	<b>1</b>	<b>1</b>	<b>1</b>	<b>0</b>	<b>2</b>	<b>3</b>
	Total		<b>14</b>	<b>0</b>	<b>0</b>	<b>0</b>	<b>14</b>	<b>1</b>	<b>4</b>	<b>0</b>	<b>5</b>	<b>19</b>
	<b>Lincoln County</b>	Hamlin SP	Adult Female	3	0	0	0	3	0	1	1	2
Adult Male			9	0	0	0	9	0	0	0	0	9
Juvenile Female			1	0	0	0	1	0	0	0	0	1
<b>Total</b>			<b>13</b>	<b>0</b>	<b>0</b>	<b>0</b>	<b>13</b>	<b>0</b>	<b>1</b>	<b>1</b>	<b>2</b>	<b>15</b>
Total		<b>13</b>	<b>0</b>	<b>0</b>	<b>0</b>	<b>13</b>	<b>0</b>	<b>1</b>	<b>1</b>	<b>2</b>	<b>15</b>	

			Crimes Against Persons					Crimes Against Property				Total	
			Assault Offenses	Forcible Sex Offenses	Murder	Other Crimes Against Persons	Total	Burglary/B&E	Larceny	Other Crimes Against Property	Total		
<b>Logan County</b>	Chapmanville PD	Adult Male	1	0	0	0	1	0	0	0	0	1	
		<b>Total</b>	<b>1</b>	<b>0</b>	<b>0</b>	<b>0</b>	<b>1</b>	<b>0</b>	<b>0</b>	<b>0</b>	<b>0</b>	<b>1</b>	
	FIRE MARSHAL - Logan	Adult Male	0	0	0	0	0	0	0	1	1	1	
		<b>Total</b>	<b>0</b>	<b>0</b>	<b>0</b>	<b>0</b>	<b>0</b>	<b>0</b>	<b>0</b>	<b>1</b>	<b>1</b>	<b>1</b>	
	Logan Co SO	Adult Female	1	0	0	0	1	0	0	0	0	1	
		Adult Male	3	0	0	0	3	0	0	0	0	3	
		<b>Total</b>	<b>4</b>	<b>0</b>	<b>0</b>	<b>0</b>	<b>4</b>	<b>0</b>	<b>0</b>	<b>0</b>	<b>0</b>	<b>4</b>	
	Logan PD	Adult Female	4	0	0	0	4	0	0	2	2	6	
		Adult Male	1	0	0	0	1	1	1	1	3	4	
		<b>Total</b>	<b>5</b>	<b>0</b>	<b>0</b>	<b>0</b>	<b>5</b>	<b>1</b>	<b>1</b>	<b>3</b>	<b>5</b>	<b>10</b>	
	Logan SP	Adult Female	7	0	0	0	7	1	0	3	4	11	
		Adult Male	25	1	0	0	26	0	3	3	6	32	
		Juvenile Female	2	0	0	0	2	0	0	0	0	2	
		Juvenile Male	5	0	0	0	5	0	0	0	0	5	
		<b>Total</b>	<b>39</b>	<b>1</b>	<b>0</b>	<b>0</b>	<b>40</b>	<b>1</b>	<b>3</b>	<b>6</b>	<b>10</b>	<b>50</b>	
	Man PD	Adult Female	1	0	0	0	1	0	0	0	0	1	
		Adult Male	1	0	0	0	1	0	0	0	0	1	
		<b>Total</b>	<b>2</b>	<b>0</b>	<b>0</b>	<b>0</b>	<b>2</b>	<b>0</b>	<b>0</b>	<b>0</b>	<b>0</b>	<b>2</b>	
	<b>Total</b>			<b>51</b>	<b>1</b>	<b>0</b>	<b>0</b>	<b>52</b>	<b>2</b>	<b>4</b>	<b>10</b>	<b>16</b>	<b>68</b>

			Crimes Against Persons					Crimes Against Property				Total
			Assault Offenses	Forcible Sex Offenses	Murder	Other Crimes Against Persons	Total	Burglary/B&E	Larceny	Other Crimes Against Property	Total	
<b>Marion County</b>	Fairmont Campus Police	Adult Female	1	0	0	0	1	0	0	5	5	6
		Adult Male	1	0	0	0	1	0	1	0	1	2
		<b>Total</b>	<b>2</b>	<b>0</b>	<b>0</b>	<b>0</b>	<b>2</b>	<b>0</b>	<b>1</b>	<b>5</b>	<b>6</b>	<b>8</b>
	Fairmont PD	Adult Female	8	0	0	1	9	0	1	1	2	11
		Adult Male	13	0	0	0	13	1	2	2	5	18
		Juvenile Female	1	0	0	0	1	0	0	0	0	1
		Juvenile Male	5	0	0	1	6	0	0	0	0	6
		<b>Total</b>	<b>27</b>	<b>0</b>	<b>0</b>	<b>2</b>	<b>29</b>	<b>1</b>	<b>3</b>	<b>3</b>	<b>7</b>	<b>36</b>
	Fairmont SP	Adult Male	1	0	0	0	1	0	0	0	0	1
		<b>Total</b>	<b>1</b>	<b>0</b>	<b>0</b>	<b>0</b>	<b>1</b>	<b>0</b>	<b>0</b>	<b>0</b>	<b>0</b>	<b>1</b>
	Mannington PD	Adult Male	0	0	0	0	0	0	0	1	1	1
		Juvenile Female	1	0	0	0	1	0	0	0	0	1
		<b>Total</b>	<b>1</b>	<b>0</b>	<b>0</b>	<b>0</b>	<b>1</b>	<b>0</b>	<b>0</b>	<b>1</b>	<b>1</b>	<b>2</b>
	Marion Co SO	Adult Female	1	0	0	0	1	0	1	0	1	2
		Adult Male	10	0	0	0	10	2	0	2	4	14
<b>Total</b>		<b>11</b>	<b>0</b>	<b>0</b>	<b>0</b>	<b>11</b>	<b>2</b>	<b>1</b>	<b>2</b>	<b>5</b>	<b>16</b>	
Total			<b>42</b>	<b>0</b>	<b>0</b>	<b>2</b>	<b>44</b>	<b>3</b>	<b>5</b>	<b>11</b>	<b>19</b>	<b>63</b>
<b>Marshall County</b>	Benwood PD	Adult Female	2	0	0	0	2	0	0	0	0	2
		Adult Male	2	0	0	0	2	0	0	0	0	2

			Crimes Against Persons					Crimes Against Property				Total	
			Assault Offenses	Forcible Sex Offenses	Murder	Other Crimes Against Persons	Total	Burglary/B&E	Larceny	Other Crimes Against Property	Total		
<b>Marshall County</b>	Benwood PD	<b>Total</b>	<b>4</b>	<b>0</b>	<b>0</b>	<b>0</b>	<b>4</b>	<b>0</b>	<b>0</b>	<b>0</b>	<b>0</b>	<b>4</b>	
	Cameron PD	Juvenile Male	1	0	0	0	1	0	0	0	0	0	1
		<b>Total</b>	<b>1</b>	<b>0</b>	<b>0</b>	<b>0</b>	<b>1</b>	<b>0</b>	<b>0</b>	<b>0</b>	<b>0</b>	<b>0</b>	<b>1</b>
	Marshall Co SO	Adult Female	10	0	0	0	10	0	0	0	0	0	10
		Adult Male	13	0	0	0	13	0	0	2	2	2	15
		Juvenile Female	5	0	0	0	5	0	0	1	1	1	6
		Juvenile Male	2	0	0	0	2	0	0	2	2	2	4
		<b>Total</b>	<b>30</b>	<b>0</b>	<b>0</b>	<b>0</b>	<b>30</b>	<b>0</b>	<b>0</b>	<b>5</b>	<b>5</b>	<b>5</b>	<b>35</b>
	Moundsville PD	Adult Female	2	0	0	0	2	0	0	1	1	1	3
		Adult Male	6	0	0	0	6	0	2	0	2	2	8
		Juvenile Female	1	0	0	0	1	0	0	0	0	0	1
		Juvenile Male	1	0	0	0	1	0	0	0	0	0	1
		<b>Total</b>	<b>10</b>	<b>0</b>	<b>0</b>	<b>0</b>	<b>10</b>	<b>0</b>	<b>2</b>	<b>1</b>	<b>3</b>	<b>3</b>	<b>13</b>
	Moundsville SP	Adult Female	1	0	0	0	1	0	0	0	0	0	1
		Adult Male	0	1	0	0	1	0	0	0	0	0	1
<b>Total</b>		<b>1</b>	<b>1</b>	<b>0</b>	<b>0</b>	<b>2</b>	<b>0</b>	<b>0</b>	<b>0</b>	<b>0</b>	<b>0</b>	<b>2</b>	
Total			<b>46</b>	<b>1</b>	<b>0</b>	<b>0</b>	<b>47</b>	<b>0</b>	<b>2</b>	<b>6</b>	<b>8</b>	<b>55</b>	
<b>Mason County</b>	Mason Co SO	Adult Female	2	0	0	0	2	0	0	0	0	2	
		Adult Male	5	0	0	0	5	0	1	1	2	7	

			Crimes Against Persons					Crimes Against Property				Total	
			Assault Offenses	Forcible Sex Offenses	Murder	Other Crimes Against Persons	Total	Burglary/B&E	Larceny	Other Crimes Against Property	Total		
<b>Mason County</b>	Mason Co SO	Juvenile Male	2	0	0	0	2	0	0	0	0	2	
		<b>Total</b>	<b>9</b>	<b>0</b>	<b>0</b>	<b>0</b>	<b>9</b>	<b>0</b>	<b>1</b>	<b>1</b>	<b>2</b>	<b>11</b>	
	Point Pleasant PD	Adult Female	5	0	0	0	5	0	1	1	2	7	
		Adult Male	6	0	0	0	6	1	0	3	4	10	
		<b>Total</b>	<b>11</b>	<b>0</b>	<b>0</b>	<b>0</b>	<b>11</b>	<b>1</b>	<b>1</b>	<b>4</b>	<b>6</b>	<b>17</b>	
	Point Pleasant SP	Adult Male	2	0	0	0	2	0	1	0	1	3	
		Juvenile Female	1	0	0	0	1	0	0	0	0	1	
		<b>Total</b>	<b>3</b>	<b>0</b>	<b>0</b>	<b>0</b>	<b>3</b>	<b>0</b>	<b>1</b>	<b>0</b>	<b>1</b>	<b>4</b>	
	<b>Total</b>			<b>23</b>	<b>0</b>	<b>0</b>	<b>0</b>	<b>23</b>	<b>1</b>	<b>3</b>	<b>5</b>	<b>9</b>	<b>32</b>
	<b>McDowell County</b>	Mc Dowell Co SO	Adult Female	8	0	0	0	8	0	0	0	0	8
Adult Male			16	0	0	0	16	0	1	1	2	18	
Juvenile Male			1	0	0	0	1	0	0	0	0	1	
<b>Total</b>			<b>25</b>	<b>0</b>	<b>0</b>	<b>0</b>	<b>25</b>	<b>0</b>	<b>1</b>	<b>1</b>	<b>2</b>	<b>27</b>	
War PD		Adult Female	4	0	0	0	4	0	0	0	0	4	
		Adult Male	11	0	0	0	11	0	0	0	0	11	
		Juvenile Male	1	0	0	0	1	0	0	0	0	1	
		<b>Total</b>	<b>16</b>	<b>0</b>	<b>0</b>	<b>0</b>	<b>16</b>	<b>0</b>	<b>0</b>	<b>0</b>	<b>0</b>	<b>16</b>	
Welch PD		Adult Male	3	0	0	0	3	0	0	0	0	3	
		Juvenile Male	1	0	0	0	1	0	0	0	0	1	



			Crimes Against Persons					Crimes Against Property				Total
			Assault Offenses	Forcible Sex Offenses	Murder	Other Crimes Against Persons	Total	Burglary/B&E	Larceny	Other Crimes Against Property	Total	
<b>McDowell County</b>	Welch PD	<b>Total</b>	<b>4</b>	<b>0</b>	<b>0</b>	<b>0</b>	<b>4</b>	<b>0</b>	<b>0</b>	<b>0</b>	<b>0</b>	<b>4</b>
	Welch SP	Adult Male	2	0	0	0	2	0	0	0	0	2
		<b>Total</b>	<b>2</b>	<b>0</b>	<b>0</b>	<b>0</b>	<b>2</b>	<b>0</b>	<b>0</b>	<b>0</b>	<b>0</b>	<b>2</b>
	<b>Total</b>			<b>47</b>	<b>0</b>	<b>0</b>	<b>0</b>	<b>47</b>	<b>0</b>	<b>1</b>	<b>1</b>	<b>2</b>
<b>Mercer County</b>	Bluefield PD	Adult Female	25	0	0	0	25	0	0	6	6	31
		Adult Male	34	0	0	0	34	0	5	10	15	49
		Juvenile Female	1	0	0	0	1	0	1	0	1	2
		Juvenile Male	6	0	0	0	6	0	0	0	0	6
		<b>Total</b>	<b>66</b>	<b>0</b>	<b>0</b>	<b>0</b>	<b>66</b>	<b>0</b>	<b>6</b>	<b>16</b>	<b>22</b>	<b>88</b>
	Matoaka PD	Adult Female	1	0	0	0	1	0	0	0	0	1
		<b>Total</b>	<b>1</b>	<b>0</b>	<b>0</b>	<b>0</b>	<b>1</b>	<b>0</b>	<b>0</b>	<b>0</b>	<b>0</b>	<b>1</b>
	Mercer Co SO	Adult Female	21	0	0	0	21	0	1	0	1	22
		Adult Male	41	1	0	0	42	1	2	3	6	48
		Juvenile Male	0	1	0	0	1	0	0	0	0	1
		<b>Total</b>	<b>62</b>	<b>2</b>	<b>0</b>	<b>0</b>	<b>64</b>	<b>1</b>	<b>3</b>	<b>3</b>	<b>7</b>	<b>71</b>
	Princeton PD		1	0	0	0	1	0	0	0	0	1
		Adult Female	8	0	0	0	8	1	0	2	3	11
		Adult Male	9	0	0	0	9	1	0	6	7	16
Juvenile Female		4	0	0	0	4	0	0	0	0	4	

			Crimes Against Persons					Crimes Against Property				Total
			Assault Offenses	Forcible Sex Offenses	Murder	Other Crimes Against Persons	Total	Burglary/B&E	Larceny	Other Crimes Against Property	Total	
<b>Mercer County</b>	Princeton PD	Juvenile Male	3	0	0	0	3	0	0	1	1	4
		<b>Total</b>	<b>25</b>	<b>0</b>	<b>0</b>	<b>0</b>	<b>25</b>	<b>2</b>	<b>0</b>	<b>9</b>	<b>11</b>	<b>36</b>
	Princeton SP	Adult Female	2	0	0	0	2	0	0	0	0	2
		Adult Male	1	0	0	0	1	1	2	3	6	7
		<b>Total</b>	<b>3</b>	<b>0</b>	<b>0</b>	<b>0</b>	<b>3</b>	<b>1</b>	<b>2</b>	<b>3</b>	<b>6</b>	<b>9</b>
	Total		<b>157</b>	<b>2</b>	<b>0</b>	<b>0</b>	<b>159</b>	<b>4</b>	<b>11</b>	<b>31</b>	<b>46</b>	<b>205</b>
<b>Mineral County</b>	DNR - 2 - Mineral	Adult Male	1	0	0	0	1	0	0	0	0	1
		<b>Total</b>	<b>1</b>	<b>0</b>	<b>0</b>	<b>0</b>	<b>1</b>	<b>0</b>	<b>0</b>	<b>0</b>	<b>0</b>	<b>1</b>
	Keyser PD	Adult Female	5	0	0	0	5	0	0	0	0	5
		Adult Male	4	0	0	0	4	1	1	2	4	8
		Juvenile Female	1	0	0	0	1	0	0	0	0	1
		Juvenile Male	1	0	0	0	1	0	0	0	0	1
		<b>Total</b>	<b>11</b>	<b>0</b>	<b>0</b>	<b>0</b>	<b>11</b>	<b>1</b>	<b>1</b>	<b>2</b>	<b>4</b>	<b>15</b>
		Keyser SP	Adult Female	3	0	0	0	3	1	0	0	1
	Adult Male		8	0	0	0	8	0	2	3	5	13
	Juvenile Female		1	0	0	0	1	0	0	0	0	1
	Juvenile Male		2	0	0	0	2	0	0	1	1	3
	<b>Total</b>		<b>14</b>	<b>0</b>	<b>0</b>	<b>0</b>	<b>14</b>	<b>1</b>	<b>2</b>	<b>4</b>	<b>7</b>	<b>21</b>
	Piedmont PD	Adult Female	2	0	0	0	2	0	0	0	0	2

			Crimes Against Persons					Crimes Against Property				Total
			Assault Offenses	Forcible Sex Offenses	Murder	Other Crimes Against Persons	Total	Burglary/B&E	Larceny	Other Crimes Against Property	Total	
<b>Mineral County</b>	Piedmont PD	Adult Male	0	0	0	0	0	0	1	0	1	1
		<b>Total</b>	<b>2</b>	<b>0</b>	<b>0</b>	<b>0</b>	<b>2</b>	<b>0</b>	<b>1</b>	<b>0</b>	<b>1</b>	<b>3</b>
	Potomac State College Police	Adult Female	1	0	0	0	1	0	0	0	0	1
		Adult Male	4	1	0	0	5	0	0	0	0	5
	<b>Total</b>	<b>5</b>	<b>1</b>	<b>0</b>	<b>0</b>	<b>6</b>	<b>0</b>	<b>0</b>	<b>0</b>	<b>0</b>	<b>0</b>	<b>6</b>
<b>Total</b>	<b>33</b>	<b>1</b>	<b>0</b>	<b>0</b>	<b>34</b>	<b>2</b>	<b>4</b>	<b>6</b>	<b>12</b>	<b>46</b>		
<b>Mingo County</b>	Gilbert SP	Adult Female	0	0	0	0	0	0	0	1	1	1
		Adult Male	1	0	0	0	1	2	1	0	3	4
		<b>Total</b>	<b>1</b>	<b>0</b>	<b>0</b>	<b>0</b>	<b>1</b>	<b>2</b>	<b>1</b>	<b>1</b>	<b>4</b>	<b>5</b>
	Mingo Co SO	Adult Male	3	0	0	0	3	0	0	0	0	3
		<b>Total</b>	<b>3</b>	<b>0</b>	<b>0</b>	<b>0</b>	<b>3</b>	<b>0</b>	<b>0</b>	<b>0</b>	<b>0</b>	<b>3</b>
	Williamson PD	Adult Male	1	0	0	0	1	0	0	0	0	1
		<b>Total</b>	<b>1</b>	<b>0</b>	<b>0</b>	<b>0</b>	<b>1</b>	<b>0</b>	<b>0</b>	<b>0</b>	<b>0</b>	<b>1</b>
	Williamson SP	Adult Female	2	0	0	0	2	0	0	2	2	4
		Adult Male	9	0	0	0	9	2	1	1	4	13
		Juvenile Male	0	0	0	0	0	1	0	1	2	2
		<b>Total</b>	<b>11</b>	<b>0</b>	<b>0</b>	<b>0</b>	<b>11</b>	<b>3</b>	<b>1</b>	<b>4</b>	<b>8</b>	<b>19</b>
<b>Total</b>	<b>16</b>	<b>0</b>	<b>0</b>	<b>0</b>	<b>16</b>	<b>5</b>	<b>2</b>	<b>5</b>	<b>12</b>	<b>28</b>		
Monongalia	Adult Female	6	0	0	0	6	0	0	1	1	7	

			Crimes Against Persons				Crimes Against Property				Total	
			Assault Offenses	Forcible Sex Offenses	Murder	Other Crimes Against Persons	Total	Burglary/B&E	Larceny	Other Crimes Against Property		Total
<b>Monongalia County</b>	Monongalia Co SO	Adult Male	13	0	0	0	13	1	3	8	12	25
		Juvenile Male	3	0	0	0	3	0	0	0	0	3
		<b>Total</b>	<b>22</b>	<b>0</b>	<b>0</b>	<b>0</b>	<b>22</b>	<b>1</b>	<b>3</b>	<b>9</b>	<b>13</b>	<b>35</b>
	Morgantown PD	Adult Female	24	0	0	0	24	1	0	2	3	27
		Adult Male	58	0	0	0	58	3	3	13	19	77
		Juvenile Female	1	0	0	0	1	0	0	0	0	1
		Juvenile Male	1	1	0	0	2	0	0	2	2	4
		<b>Total</b>	<b>84</b>	<b>1</b>	<b>0</b>	<b>0</b>	<b>85</b>	<b>4</b>	<b>3</b>	<b>17</b>	<b>24</b>	<b>109</b>
	Morgantown SP	Adult Female	8	1	0	0	9	0	1	2	3	12
		Adult Male	22	0	0	1	23	2	1	6	9	32
		Juvenile Male	2	0	0	0	2	0	0	0	0	2
		<b>Total</b>	<b>32</b>	<b>1</b>	<b>0</b>	<b>1</b>	<b>34</b>	<b>2</b>	<b>2</b>	<b>8</b>	<b>12</b>	<b>46</b>
	Star City PD	Adult Female	1	0	0	0	1	0	0	0	0	1
		Adult Male	2	0	0	0	2	0	0	0	0	2
		<b>Total</b>	<b>3</b>	<b>0</b>	<b>0</b>	<b>0</b>	<b>3</b>	<b>0</b>	<b>0</b>	<b>0</b>	<b>0</b>	<b>3</b>
	West Virginia University -Police	Adult Female	1	0	0	0	1	0	0	0	0	1
		Adult Male	10	0	0	0	10	3	4	2	9	19
<b>Total</b>		<b>11</b>	<b>0</b>	<b>0</b>	<b>0</b>	<b>11</b>	<b>3</b>	<b>4</b>	<b>2</b>	<b>9</b>	<b>20</b>	
Westover PD	Adult Female	4	0	0	0	4	0	0	0	0	4	
	Adult Male	6	0	0	0	6	0	0	0	0	6	

			Crimes Against Persons					Crimes Against Property				Total
			Assault Offenses	Forcible Sex Offenses	Murder	Other Crimes Against Persons	Total	Burglary/B&E	Larceny	Other Crimes Against Property	Total	
<b>Monongalia County</b>	Westover PD	Juvenile Male	1	0	0	0	1	0	0	0	0	1
		<b>Total</b>	<b>11</b>	<b>0</b>	<b>0</b>	<b>0</b>	<b>11</b>	<b>0</b>	<b>0</b>	<b>0</b>	<b>0</b>	<b>11</b>
	Total			<b>163</b>	<b>2</b>	<b>0</b>	<b>1</b>	<b>166</b>	<b>10</b>	<b>12</b>	<b>36</b>	<b>58</b>
<b>Monroe County</b>	Monroe Co SO	Adult Female	0	0	0	0	0	0	1	0	1	1
		Adult Male	1	0	0	0	1	1	0	0	1	2
		Juvenile Male	1	0	0	0	1	0	0	0	0	1
		<b>Total</b>	<b>2</b>	<b>0</b>	<b>0</b>	<b>0</b>	<b>2</b>	<b>1</b>	<b>1</b>	<b>0</b>	<b>2</b>	<b>4</b>
	Union SP	Adult Female	0	0	0	0	0	0	0	1	1	1
		Adult Male	0	0	0	0	0	0	1	1	2	2
		<b>Total</b>	<b>0</b>	<b>0</b>	<b>0</b>	<b>0</b>	<b>0</b>	<b>0</b>	<b>1</b>	<b>2</b>	<b>3</b>	<b>3</b>
Total			<b>2</b>	<b>0</b>	<b>0</b>	<b>0</b>	<b>2</b>	<b>1</b>	<b>2</b>	<b>2</b>	<b>5</b>	<b>7</b>
<b>Morgan County</b>	Berkeley Springs SP	Adult Female	3	0	0	0	3	0	0	0	0	3
		Adult Male	4	0	0	0	4	0	0	0	0	4
		<b>Total</b>	<b>7</b>	<b>0</b>	<b>0</b>	<b>0</b>	<b>7</b>	<b>0</b>	<b>0</b>	<b>0</b>	<b>0</b>	<b>7</b>
	Morgan Co SO	Adult Female	2	0	0	0	2	0	0	0	0	2
		Adult Male	0	0	0	0	0	1	0	0	1	1
		<b>Total</b>	<b>2</b>	<b>0</b>	<b>0</b>	<b>0</b>	<b>2</b>	<b>1</b>	<b>0</b>	<b>0</b>	<b>1</b>	<b>3</b>
Total			<b>9</b>	<b>0</b>	<b>0</b>	<b>0</b>	<b>9</b>	<b>1</b>	<b>0</b>	<b>0</b>	<b>1</b>	<b>10</b>
<b>Nicholas</b>	Nicholas Co	Adult Female	8	0	0	0	8	0	0	0	0	8

			Crimes Against Persons					Crimes Against Property				Total
			Assault Offenses	Forcible Sex Offenses	Murder	Other Crimes Against Persons	Total	Burglary/B&E	Larceny	Other Crimes Against Property	Total	
<b>Nicholas County</b>	Nicholas Co SO	Adult Male	14	0	0	0	14	0	0	2	2	<b>16</b>
		Juvenile Male	4	0	0	0	4	0	0	2	2	<b>6</b>
		<b>Total</b>	<b>26</b>	<b>0</b>	<b>0</b>	<b>0</b>	<b>26</b>	<b>0</b>	<b>0</b>	<b>4</b>	<b>4</b>	<b>30</b>
	Richwood PD	Adult Male	1	0	0	0	1	0	0	1	1	<b>2</b>
		<b>Total</b>	<b>1</b>	<b>0</b>	<b>0</b>	<b>0</b>	<b>1</b>	<b>0</b>	<b>0</b>	<b>1</b>	<b>1</b>	<b>2</b>
	Richwood SP	Adult Female	0	0	0	0	0	0	0	1	1	<b>1</b>
		<b>Total</b>	<b>0</b>	<b>0</b>	<b>0</b>	<b>0</b>	<b>0</b>	<b>0</b>	<b>0</b>	<b>1</b>	<b>1</b>	<b>1</b>
	Summersville PD	Adult Female	3	0	0	0	3	0	0	1	1	<b>4</b>
		Adult Male	6	0	0	0	6	0	2	3	5	<b>11</b>
		Juvenile Female	0	0	0	1	1	0	0	0	0	<b>1</b>
		<b>Total</b>	<b>9</b>	<b>0</b>	<b>0</b>	<b>1</b>	<b>10</b>	<b>0</b>	<b>2</b>	<b>4</b>	<b>6</b>	<b>16</b>
	Summersville SP	Adult Female	0	0	0	0	0	0	0	1	1	<b>1</b>
		Juvenile Male	2	0	0	0	2	0	0	1	1	<b>3</b>
		<b>Total</b>	<b>2</b>	<b>0</b>	<b>0</b>	<b>0</b>	<b>2</b>	<b>0</b>	<b>0</b>	<b>2</b>	<b>2</b>	<b>4</b>
	<b>Total</b>			<b>38</b>	<b>0</b>	<b>0</b>	<b>1</b>	<b>39</b>	<b>0</b>	<b>2</b>	<b>12</b>	<b>14</b>
<b>Ohio County</b>	Ohio Co SO	Adult Female	10	0	0	0	10	1	0	1	2	<b>12</b>
		Adult Male	10	0	0	0	10	2	0	2	4	<b>14</b>
		Juvenile Female	3	0	0	0	3	0	0	0	0	<b>3</b>
		Juvenile Male	1	0	0	0	1	0	0	0	0	<b>1</b>

		Crimes Against Persons					Crimes Against Property				Total	
		Assault Offenses	Forcible Sex Offenses	Murder	Other Crimes Against Persons	Total	Burglary/B&E	Larceny	Other Crimes Against Property	Total		
<b>Ohio County</b>	Ohio Co SO	<b>Total</b>	<b>24</b>	<b>0</b>	<b>0</b>	<b>0</b>	<b>24</b>	<b>3</b>	<b>0</b>	<b>3</b>	<b>6</b>	<b>30</b>
	West Liberty College	Adult Female	0	0	0	0	0	0	0	1	1	1
		Adult Male	1	0	0	0	1	0	0	1	1	2
		<b>Total</b>	<b>1</b>	<b>0</b>	<b>0</b>	<b>0</b>	<b>1</b>	<b>0</b>	<b>0</b>	<b>2</b>	<b>2</b>	<b>3</b>
	Wheeling SP	Adult Male	2	0	0	0	2	0	0	0	0	2
		<b>Total</b>	<b>2</b>	<b>0</b>	<b>0</b>	<b>0</b>	<b>2</b>	<b>0</b>	<b>0</b>	<b>0</b>	<b>0</b>	<b>2</b>
<b>Total</b>			<b>27</b>	<b>0</b>	<b>0</b>	<b>0</b>	<b>27</b>	<b>3</b>	<b>0</b>	<b>5</b>	<b>8</b>	<b>35</b>
<b>Pendleton County</b>	Franklin SP	Adult Female	5	0	0	0	5	0	0	0	0	5
		Adult Male	6	0	0	0	6	0	0	0	0	6
		Juvenile Male	2	0	0	0	2	0	0	1	1	3
		<b>Total</b>	<b>13</b>	<b>0</b>	<b>0</b>	<b>0</b>	<b>13</b>	<b>0</b>	<b>0</b>	<b>1</b>	<b>1</b>	<b>14</b>
	<b>Total</b>			<b>13</b>	<b>0</b>	<b>0</b>	<b>0</b>	<b>13</b>	<b>0</b>	<b>0</b>	<b>1</b>	<b>1</b>
<b>Pleasants County</b>	St Marys PD	Adult Male	1	0	0	0	1	0	0	0	0	1
		<b>Total</b>	<b>1</b>	<b>0</b>	<b>0</b>	<b>0</b>	<b>1</b>	<b>0</b>	<b>0</b>	<b>0</b>	<b>0</b>	<b>1</b>
	St Marys SP	Adult Male	1	0	0	0	1	0	0	0	0	1
		<b>Total</b>	<b>1</b>	<b>0</b>	<b>0</b>	<b>0</b>	<b>1</b>	<b>0</b>	<b>0</b>	<b>0</b>	<b>0</b>	<b>1</b>
<b>Total</b>			<b>2</b>	<b>0</b>	<b>0</b>	<b>0</b>	<b>2</b>	<b>0</b>	<b>0</b>	<b>0</b>	<b>0</b>	<b>2</b>
<b>Pocahontas County</b>	Marlinton SP	Adult Female	3	0	0	0	3	1	0	1	2	5
		Adult Male	8	0	0	0	8	0	0	5	5	13

			Crimes Against Persons					Crimes Against Property				Total
			Assault Offenses	Forcible Sex Offenses	Murder	Other Crimes Against Persons	Total	Burglary/B&E	Larceny	Other Crimes Against Property	Total	
<b>Pocahontas County</b>	Marlinton SP	Juvenile Female	1	0	0	0	1	0	0	0	0	1
		<b>Total</b>	<b>12</b>	<b>0</b>	<b>0</b>	<b>0</b>	<b>12</b>	<b>1</b>	<b>0</b>	<b>6</b>	<b>7</b>	<b>19</b>
	Pocahontas Co SO	Adult Female	2	0	0	0	2	0	0	0	0	2
		Adult Male	5	0	0	0	5	1	0	0	1	6
		<b>Total</b>	<b>7</b>	<b>0</b>	<b>0</b>	<b>0</b>	<b>7</b>	<b>1</b>	<b>0</b>	<b>0</b>	<b>1</b>	<b>8</b>
	<b>Total</b>			<b>19</b>	<b>0</b>	<b>0</b>	<b>0</b>	<b>19</b>	<b>2</b>	<b>0</b>	<b>6</b>	<b>8</b>
<b>Preston County</b>	FIRE MARSHAL - PRESTON	Adult Male	0	0	0	0	0	0	0	1	1	1
		<b>Total</b>	<b>0</b>	<b>0</b>	<b>0</b>	<b>0</b>	<b>0</b>	<b>0</b>	<b>0</b>	<b>1</b>	<b>1</b>	<b>1</b>
	Kingwood PD	Juvenile Male	0	1	0	0	1	0	0	0	0	1
		<b>Total</b>	<b>0</b>	<b>1</b>	<b>0</b>	<b>0</b>	<b>1</b>	<b>0</b>	<b>0</b>	<b>0</b>	<b>0</b>	<b>1</b>
	Kingwood SP	Adult Female	1	0	0	0	1	0	0	1	1	2
		Adult Male	1	0	0	0	1	1	1	0	2	3
		<b>Total</b>	<b>2</b>	<b>0</b>	<b>0</b>	<b>0</b>	<b>2</b>	<b>1</b>	<b>1</b>	<b>1</b>	<b>3</b>	<b>5</b>
	Preston Co SO	Adult Female	2	0	0	0	2	0	0	0	0	2
		Adult Male	9	0	0	0	9	0	1	0	1	10
		Juvenile Male	0	0	0	2	2	0	0	0	0	2
		<b>Total</b>	<b>11</b>	<b>0</b>	<b>0</b>	<b>2</b>	<b>13</b>	<b>0</b>	<b>1</b>	<b>0</b>	<b>1</b>	<b>14</b>
<b>Total</b>			<b>13</b>	<b>1</b>	<b>0</b>	<b>2</b>	<b>16</b>	<b>1</b>	<b>2</b>	<b>2</b>	<b>5</b>	<b>21</b>
<b>Putnam</b>	Hurricane PD	Adult Male	1	0	0	0	1	0	0	0	0	1



			Crimes Against Persons					Crimes Against Property				Total
			Assault Offenses	Forcible Sex Offenses	Murder	Other Crimes Against Persons	Total	Burglary/B&E	Larceny	Other Crimes Against Property	Total	
<b>Putnam County</b>	Hurricane PD	<b>Total</b>	<b>1</b>	<b>0</b>	<b>0</b>	<b>0</b>	<b>1</b>	<b>0</b>	<b>0</b>	<b>0</b>	<b>0</b>	<b>1</b>
	Putnam Co SO	Adult Female	2	0	0	0	2	0	2	3	5	7
		Adult Male	7	0	0	0	7	1	1	4	6	13
		Juvenile Male	1	0	0	0	1	0	0	0	0	1
		<b>Total</b>	<b>10</b>	<b>0</b>	<b>0</b>	<b>0</b>	<b>10</b>	<b>1</b>	<b>3</b>	<b>7</b>	<b>11</b>	<b>21</b>
	Teays Valley SP	Adult Male	2	0	0	0	2	0	0	0	0	2
		<b>Total</b>	<b>2</b>	<b>0</b>	<b>0</b>	<b>0</b>	<b>2</b>	<b>0</b>	<b>0</b>	<b>0</b>	<b>0</b>	<b>2</b>
	Winfield PD	Juvenile Female	2	0	0	0	2	0	0	0	0	2
		Juvenile Male	3	0	0	0	3	0	2	0	2	5
		<b>Total</b>	<b>5</b>	<b>0</b>	<b>0</b>	<b>0</b>	<b>5</b>	<b>0</b>	<b>2</b>	<b>0</b>	<b>2</b>	<b>7</b>
	Winfield SP	Adult Male	1	0	0	0	1	0	0	1	1	2
		<b>Total</b>	<b>1</b>	<b>0</b>	<b>0</b>	<b>0</b>	<b>1</b>	<b>0</b>	<b>0</b>	<b>1</b>	<b>1</b>	<b>2</b>
	<b>Total</b>			<b>19</b>	<b>0</b>	<b>0</b>	<b>0</b>	<b>19</b>	<b>1</b>	<b>5</b>	<b>8</b>	<b>14</b>
<b>Raleigh County</b>	Beckley PD		1	0	0	0	1	0	0	0	0	1
		Adult Female	28	2	0	0	30	0	4	3	7	37
		Adult Male	44	1	0	0	45	6	8	9	23	68
		Juvenile Female	28	0	0	0	28	0	0	0	0	28
		Juvenile Male	50	4	0	0	54	0	1	1	2	56
		<b>Total</b>	<b>151</b>	<b>7</b>	<b>0</b>	<b>0</b>	<b>158</b>	<b>6</b>	<b>13</b>	<b>13</b>	<b>32</b>	<b>190</b>

			Crimes Against Persons					Crimes Against Property				Total
			Assault Offenses	Forcible Sex Offenses	Murder	Other Crimes Against Persons	Total	Burglary/B&E	Larceny	Other Crimes Against Property	Total	
<b>Raleigh County</b>	Beckley SP	Adult Female	2	0	0	0	2	0	0	1	1	3
		Adult Male	4	0	0	0	4	0	1	2	3	7
		Juvenile Male	1	0	0	0	1	0	0	0	0	1
		<b>Total</b>	<b>7</b>	<b>0</b>	<b>0</b>	<b>0</b>	<b>7</b>	<b>0</b>	<b>1</b>	<b>3</b>	<b>4</b>	<b>11</b>
	FIRE MARSHAL - Raleigh	Adult Male	0	0	0	0	0	0	0	1	1	1
		<b>Total</b>	<b>0</b>	<b>0</b>	<b>0</b>	<b>0</b>	<b>0</b>	<b>0</b>	<b>0</b>	<b>1</b>	<b>1</b>	<b>1</b>
	Raleigh Co SO		0	0	0	0	0	0	0	1	1	1
		Adult Female	32	0	0	0	32	0	2	6	8	40
		Adult Male	51	0	0	0	51	2	2	8	12	63
		Juvenile Female	3	0	0	0	3	0	0	0	0	3
		Juvenile Male	3	0	0	0	3	0	0	0	0	3
		<b>Total</b>	<b>89</b>	<b>0</b>	<b>0</b>	<b>0</b>	<b>89</b>	<b>2</b>	<b>4</b>	<b>15</b>	<b>21</b>	<b>110</b>
	Sophia PD	Juvenile Female	1	0	0	0	1	0	0	0	0	1
		<b>Total</b>	<b>1</b>	<b>0</b>	<b>0</b>	<b>0</b>	<b>1</b>	<b>0</b>	<b>0</b>	<b>0</b>	<b>0</b>	<b>1</b>
<b>Total</b>			<b>248</b>	<b>7</b>	<b>0</b>	<b>0</b>	<b>255</b>	<b>8</b>	<b>18</b>	<b>32</b>	<b>58</b>	<b>313</b>
<b>Randolph County</b>	Elkins PD	Adult Female	6	0	0	0	6	0	0	1	1	7
		Adult Male	2	1	0	0	3	0	0	2	2	5
		Juvenile Female	1	0	0	0	1	0	0	0	0	1
		Juvenile Male	2	1	0	0	3	0	0	0	0	3

			Crimes Against Persons					Crimes Against Property				Total	
			Assault Offenses	Forcible Sex Offenses	Murder	Other Crimes Against Persons	Total	Burglary/B&E	Larceny	Other Crimes Against Property	Total		
<b>Randolph County</b>	Elkins PD	<b>Total</b>	<b>11</b>	<b>2</b>	<b>0</b>	<b>0</b>	<b>13</b>	<b>0</b>	<b>0</b>	<b>3</b>	<b>3</b>	<b>16</b>	
	Elkins SP	Adult Female	2	0	0	0	2	1	0	2	3	5	
		Adult Male	9	0	0	0	9	1	2	0	3	12	
		Juvenile Male	2	0	0	0	2	0	0	0	0	2	
		<b>Total</b>	<b>13</b>	<b>0</b>	<b>0</b>	<b>0</b>	<b>13</b>	<b>2</b>	<b>2</b>	<b>2</b>	<b>6</b>	<b>19</b>	
	Randolph Co SO	Adult Male	4	0	0	0	4	0	0	0	0	4	
		Juvenile Female	1	0	0	0	1	0	0	0	0	1	
		<b>Total</b>	<b>5</b>	<b>0</b>	<b>0</b>	<b>0</b>	<b>5</b>	<b>0</b>	<b>0</b>	<b>0</b>	<b>0</b>	<b>5</b>	
	<b>Total</b>			<b>29</b>	<b>2</b>	<b>0</b>	<b>0</b>	<b>31</b>	<b>2</b>	<b>2</b>	<b>5</b>	<b>9</b>	<b>40</b>
	<b>Ritchie County</b>	Harrisville SP	Adult Female	0	0	0	0	0	1	0	0	1	1
Adult Male			2	0	0	0	2	0	1	0	1	3	
<b>Total</b>			<b>2</b>	<b>0</b>	<b>0</b>	<b>0</b>	<b>2</b>	<b>1</b>	<b>1</b>	<b>0</b>	<b>2</b>	<b>4</b>	
Ritchie Co SO		Juvenile Male	0	1	0	0	1	0	0	0	0	1	
		<b>Total</b>	<b>0</b>	<b>1</b>	<b>0</b>	<b>0</b>	<b>1</b>	<b>0</b>	<b>0</b>	<b>0</b>	<b>0</b>	<b>1</b>	
<b>Total</b>			<b>2</b>	<b>1</b>	<b>0</b>	<b>0</b>	<b>3</b>	<b>1</b>	<b>1</b>	<b>0</b>	<b>2</b>	<b>5</b>	
<b>Roane County</b>	Roane Co SO	Adult Male	1	0	0	0	1	0	0	1	1	2	
		<b>Total</b>	<b>1</b>	<b>0</b>	<b>0</b>	<b>0</b>	<b>1</b>	<b>0</b>	<b>0</b>	<b>1</b>	<b>1</b>	<b>2</b>	
	Spencer PD	Adult Female	3	0	0	0	3	0	1	1	2	5	
		Adult Male	2	0	0	0	2	1	2	1	4	6	

			Crimes Against Persons					Crimes Against Property				Total
			Assault Offenses	Forcible Sex Offenses	Murder	Other Crimes Against Persons	Total	Burglary/B&E	Larceny	Other Crimes Against Property	Total	
<b>Roane County</b>	Spencer PD	<b>Total</b>	<b>5</b>	<b>0</b>	<b>0</b>	<b>0</b>	<b>5</b>	<b>1</b>	<b>3</b>	<b>2</b>	<b>6</b>	<b>11</b>
	Total		<b>6</b>	<b>0</b>	<b>0</b>	<b>0</b>	<b>6</b>	<b>1</b>	<b>3</b>	<b>3</b>	<b>7</b>	<b>13</b>
<b>Summers County</b>	Hinton PD	Adult Female	3	0	0	0	3	0	0	0	0	3
		Adult Male	2	0	0	0	2	0	0	0	0	2
		<b>Total</b>	<b>5</b>	<b>0</b>	<b>0</b>	<b>0</b>	<b>5</b>	<b>0</b>	<b>0</b>	<b>0</b>	<b>0</b>	<b>5</b>
	Summers Co SO	Adult Male	1	0	0	0	1	0	0	0	0	1
		<b>Total</b>	<b>1</b>	<b>0</b>	<b>0</b>	<b>0</b>	<b>1</b>	<b>0</b>	<b>0</b>	<b>0</b>	<b>0</b>	<b>1</b>
	Total		<b>6</b>	<b>0</b>	<b>0</b>	<b>0</b>	<b>6</b>	<b>0</b>	<b>0</b>	<b>0</b>	<b>0</b>	<b>6</b>
<b>Taylor County</b>	Grafton SP	Adult Male	2	0	0	0	2	1	0	0	1	3
		<b>Total</b>	<b>2</b>	<b>0</b>	<b>0</b>	<b>0</b>	<b>2</b>	<b>1</b>	<b>0</b>	<b>0</b>	<b>1</b>	<b>3</b>
	Taylor Co SO	Adult Female	1	0	0	0	1	0	0	0	0	1
		<b>Total</b>	<b>1</b>	<b>0</b>	<b>0</b>	<b>0</b>	<b>1</b>	<b>0</b>	<b>0</b>	<b>0</b>	<b>0</b>	<b>1</b>
	Total		<b>3</b>	<b>0</b>	<b>0</b>	<b>0</b>	<b>3</b>	<b>1</b>	<b>0</b>	<b>0</b>	<b>1</b>	<b>4</b>
<b>Tucker County</b>	Parsons SP		1	0	0	0	1	0	0	0	0	1
		Adult Female	0	0	0	0	0	0	1	1	2	2
		Adult Male	1	0	0	0	1	0	0	0	0	1
		<b>Total</b>	<b>2</b>	<b>0</b>	<b>0</b>	<b>0</b>	<b>2</b>	<b>0</b>	<b>1</b>	<b>1</b>	<b>2</b>	<b>4</b>
	Tucker Co SO	Adult Male	2	0	0	0	2	0	0	0	0	2
		<b>Total</b>	<b>2</b>	<b>0</b>	<b>0</b>	<b>0</b>	<b>2</b>	<b>0</b>	<b>0</b>	<b>0</b>	<b>0</b>	<b>2</b>

			Crimes Against Persons				Crimes Against Property				Total	
			Assault Offenses	Forcible Sex Offenses	Murder	Other Crimes Against Persons	Total	Burglary/B&E	Larceny	Other Crimes Against Property		Total
<b>Tucker</b>	Total		4	0	0	0	4	0	1	1	2	6
<b>Tyler County</b>	Tyler Co SO	Adult Male	3	0	0	0	3	0	0	0	0	3
		<b>Total</b>	<b>3</b>	<b>0</b>	<b>0</b>	<b>0</b>	<b>3</b>	<b>0</b>	<b>0</b>	<b>0</b>	<b>0</b>	<b>3</b>
	Total		3	0	0	0	3	0	0	0	0	3
<b>Upshur County</b>	Buckhannon PD	Adult Female	1	0	0	0	1	0	0	0	0	1
		Adult Male	3	0	0	0	3	0	1	1	2	5
		Juvenile Female	1	0	0	0	1	0	0	0	0	1
		Juvenile Male	2	0	0	0	2	0	0	0	0	2
		<b>Total</b>	<b>7</b>	<b>0</b>	<b>0</b>	<b>0</b>	<b>7</b>	<b>0</b>	<b>1</b>	<b>1</b>	<b>2</b>	<b>9</b>
	Buckhannon SP	Adult Female	1	0	0	0	1	0	0	1	1	2
		Adult Male	6	0	0	0	6	2	0	1	3	9
		Juvenile Female	4	0	0	0	4	0	0	0	0	4
		<b>Total</b>	<b>11</b>	<b>0</b>	<b>0</b>	<b>0</b>	<b>11</b>	<b>2</b>	<b>0</b>	<b>2</b>	<b>4</b>	<b>15</b>
	Upshur Co SO	Adult Male	3	0	0	0	3	0	1	0	1	4
		Juvenile Female	1	0	0	0	1	0	1	0	1	2
		Juvenile Male	3	0	0	0	3	0	0	0	0	3
		<b>Total</b>	<b>7</b>	<b>0</b>	<b>0</b>	<b>0</b>	<b>7</b>	<b>0</b>	<b>2</b>	<b>0</b>	<b>2</b>	<b>9</b>
	Total		25	0	0	0	25	2	3	3	8	33
<b>Wayne</b>	Ceredo PD	Juvenile Male	1	0	0	0	1	0	0	0	0	1

		Crimes Against Persons					Crimes Against Property				Total	
		Assault Offenses	Forcible Sex Offenses	Murder	Other Crimes Against Persons	Total	Burglary/B&E	Larceny	Other Crimes Against Property	Total		
<b>Wayne County</b>	Ceredo PD	<b>Total</b>	<b>1</b>	<b>0</b>	<b>0</b>	<b>0</b>	<b>1</b>	<b>0</b>	<b>0</b>	<b>0</b>	<b>0</b>	<b>1</b>
	Kenova PD	Adult Female	0	0	0	0	0	0	2	0	2	2
		Adult Male	6	0	0	0	6	0	0	0	0	6
		<b>Total</b>	<b>6</b>	<b>0</b>	<b>0</b>	<b>0</b>	<b>6</b>	<b>0</b>	<b>2</b>	<b>0</b>	<b>2</b>	<b>8</b>
	Wayne Co SO	Adult Female	5	0	0	0	5	0	1	0	1	6
		Adult Male	14	0	0	0	14	2	0	0	2	16
		Juvenile Female	1	0	0	0	1	0	0	0	0	1
		<b>Total</b>	<b>20</b>	<b>0</b>	<b>0</b>	<b>0</b>	<b>20</b>	<b>2</b>	<b>1</b>	<b>0</b>	<b>3</b>	<b>23</b>
	Wayne SP	Adult Male	14	0	0	0	14	2	1	7	10	24
		Juvenile Male	2	0	0	0	2	0	0	0	0	2
		<b>Total</b>	<b>16</b>	<b>0</b>	<b>0</b>	<b>0</b>	<b>16</b>	<b>2</b>	<b>1</b>	<b>7</b>	<b>10</b>	<b>26</b>
Total			<b>43</b>	<b>0</b>	<b>0</b>	<b>0</b>	<b>43</b>	<b>4</b>	<b>4</b>	<b>7</b>	<b>15</b>	<b>58</b>
<b>Webster County</b>	Upperglade SP	Adult Female	5	0	0	0	5	0	0	0	0	5
		Adult Male	10	0	0	0	10	1	0	1	2	12
		Juvenile Male	1	0	0	0	1	0	0	0	0	1
		<b>Total</b>	<b>16</b>	<b>0</b>	<b>0</b>	<b>0</b>	<b>16</b>	<b>1</b>	<b>0</b>	<b>1</b>	<b>2</b>	<b>18</b>
	Total			<b>16</b>	<b>0</b>	<b>0</b>	<b>0</b>	<b>16</b>	<b>1</b>	<b>0</b>	<b>1</b>	<b>2</b>
<b>Wetzel County</b>	Hundred SP	Adult Female	0	0	0	0	0	0	0	1	1	1
		Adult Male	2	0	0	0	2	0	0	0	0	2

			Crimes Against Persons					Crimes Against Property				Total
			Assault Offenses	Forcible Sex Offenses	Murder	Other Crimes Against Persons	Total	Burglary/B&E	Larceny	Other Crimes Against Property	Total	
<b>Wetzel County</b>	Hundred SP	Juvenile Male	1	0	0	0	1	0	0	0	0	1
		<b>Total</b>	<b>3</b>	<b>0</b>	<b>0</b>	<b>0</b>	<b>3</b>	<b>0</b>	<b>0</b>	<b>1</b>	<b>1</b>	<b>4</b>
	New Martinsville PD	Adult Female	3	0	0	0	3	0	0	0	0	3
		Adult Male	4	0	0	0	4	0	0	1	1	5
		Juvenile Male	0	0	0	0	0	0	1	0	1	1
		<b>Total</b>	<b>7</b>	<b>0</b>	<b>0</b>	<b>0</b>	<b>7</b>	<b>0</b>	<b>1</b>	<b>1</b>	<b>2</b>	<b>9</b>
	Paden City SP	Adult Male	1	0	0	0	1	0	2	0	2	3
		<b>Total</b>	<b>1</b>	<b>0</b>	<b>0</b>	<b>0</b>	<b>1</b>	<b>0</b>	<b>2</b>	<b>0</b>	<b>2</b>	<b>3</b>
<b>Total</b>			<b>11</b>	<b>0</b>	<b>0</b>	<b>0</b>	<b>11</b>	<b>0</b>	<b>3</b>	<b>2</b>	<b>5</b>	<b>16</b>
<b>Wirt County</b>	Elizabeth SP	Adult Male	5	0	0	0	5	0	0	0	0	5
		Juvenile Male	1	0	0	0	1	0	0	0	0	1
		<b>Total</b>	<b>6</b>	<b>0</b>	<b>0</b>	<b>0</b>	<b>6</b>	<b>0</b>	<b>0</b>	<b>0</b>	<b>0</b>	<b>6</b>
	<b>Total</b>			<b>6</b>	<b>0</b>	<b>0</b>	<b>0</b>	<b>6</b>	<b>0</b>	<b>0</b>	<b>0</b>	<b>6</b>
<b>Wood County</b>	Parkersburg PD	Adult Female	4	0	0	0	4	0	2	1	3	7
		Adult Male	21	0	0	0	21	4	5	3	12	33
		Juvenile Female	5	0	0	0	5	0	1	0	1	6
		Juvenile Male	6	0	0	1	7	0	0	1	1	8
		<b>Total</b>	<b>36</b>	<b>0</b>	<b>0</b>	<b>1</b>	<b>37</b>	<b>4</b>	<b>8</b>	<b>5</b>	<b>17</b>	<b>54</b>
	Parkersburg	Adult Female	1	0	0	0	1	0	0	0	0	1

			Crimes Against Persons					Crimes Against Property				Total
			Assault Offenses	Forcible Sex Offenses	Murder	Other Crimes Against Persons	Total	Burglary/B&E	Larceny	Other Crimes Against Property	Total	
<b>Wood County</b>	Parkersburg SP	Adult Male	4	0	0	0	4	0	1	0	1	5
		Juvenile Male	0	0	0	0	0	0	0	1	1	1
		<b>Total</b>	<b>5</b>	<b>0</b>	<b>0</b>	<b>0</b>	<b>5</b>	<b>0</b>	<b>1</b>	<b>1</b>	<b>2</b>	<b>7</b>
	Vienna PD	Adult Female	6	0	0	0	6	0	0	1	1	7
		Adult Male	7	0	0	0	7	0	0	1	1	8
		<b>Total</b>	<b>13</b>	<b>0</b>	<b>0</b>	<b>0</b>	<b>13</b>	<b>0</b>	<b>0</b>	<b>2</b>	<b>2</b>	<b>15</b>
	Wood Co SO	Adult Female	10	0	0	0	10	0	1	2	3	13
		Adult Male	44	1	0	0	45	0	1	5	6	51
		Juvenile Female	1	0	0	0	1	0	0	0	0	1
		Juvenile Male	7	2	0	0	9	0	1	0	1	10
		<b>Total</b>	<b>62</b>	<b>3</b>	<b>0</b>	<b>0</b>	<b>65</b>	<b>0</b>	<b>3</b>	<b>7</b>	<b>10</b>	<b>75</b>
	Total			<b>116</b>	<b>3</b>	<b>0</b>	<b>1</b>	<b>120</b>	<b>4</b>	<b>12</b>	<b>15</b>	<b>31</b>
<b>Wyoming County</b>	Jesse SP	Adult Male	0	0	0	0	0	0	1	0	1	1
		<b>Total</b>	<b>0</b>	<b>0</b>	<b>0</b>	<b>0</b>	<b>0</b>	<b>0</b>	<b>1</b>	<b>0</b>	<b>1</b>	<b>1</b>
	Oceana PD	Adult Female	1	0	0	0	1	0	0	0	0	1
		Adult Male	1	0	0	0	1	0	0	0	0	1
		<b>Total</b>	<b>2</b>	<b>0</b>	<b>0</b>	<b>0</b>	<b>2</b>	<b>0</b>	<b>0</b>	<b>0</b>	<b>0</b>	<b>2</b>
	Pineville PD	Adult Female	2	0	0	0	2	0	0	0	0	2
		Adult Male	2	0	0	0	2	0	0	0	0	2



			Crimes Against Persons					Crimes Against Property				Total
			Assault Offenses	Forcible Sex Offenses	Murder	Other Crimes Against Persons	Total	Burglary/B&E	Larceny	Other Crimes Against Property	Total	
<b>Wyoming County</b>	Pineville PD	<b>Total</b>	4	0	0	0	4	0	0	0	0	4
	Wyoming Co SO	Adult Male	3	0	0	0	3	0	0	0	0	3
		<b>Total</b>	<b>3</b>	<b>0</b>	<b>0</b>	<b>0</b>	<b>3</b>	<b>0</b>	<b>0</b>	<b>0</b>	<b>0</b>	<b>3</b>
	Total			9	0	0	0	9	0	1	0	1
<b>Total</b>			<b>2,219</b>	<b>40</b>	<b>2</b>	<b>14</b>	<b>2,275</b>	<b>93</b>	<b>229</b>	<b>423</b>	<b>745</b>	<b>3,020</b>

# Offenses (Group "A") by Agency

2002

COUNTY

AGENCY

OFFENSE CATEGORY

OFFENSE

# OF OFFENSES

Barbour County TOTAL 329

Barbour Co SO	TOTAL	24
<b>ASSAULT OFFENSES</b>		<b>7</b>
Aggravated Assault		2
Intimidation		1
Simple Assault		4
<b>ROBBERY</b>		<b>1</b>
Robbery		1
<b>BURGLARY/BREAKING &amp; ENTERING</b>		<b>4</b>
Burglary/Breaking & Entering		4
<b>LARCENY/THEFT OFFENSES</b>		<b>3</b>
Theft From Building		1
Theft From Motor Vehicle		1
Theft of Motor Vehicle Parts/Accessories		1
<b>MOTOR VEHICLE THEFT</b>		<b>1</b>
Motor Vehicle Theft		1
<b>COUNTERFEITING/FORGERY</b>		<b>2</b>
Counterfeiting/Forgery		2
<b>DESTRUCTION/DAMAGE/VANDALISM OF PROPERTY</b>		<b>4</b>
Destruction/Damage/Vandalism of Property		4
<b>DRUG/NARCOTIC OFFENSES</b>		<b>2</b>
Drug/Narcotic Violations		2

Belington PD	TOTAL	11
<b>ASSAULT OFFENSES</b>		<b>8</b>
Aggravated Assault		1
Intimidation		1
Simple Assault		6
<b>LARCENY/THEFT OFFENSES</b>		<b>1</b>
Theft From Building		1
<b>DESTRUCTION/DAMAGE/VANDALISM OF PROPERTY</b>		<b>1</b>
Destruction/Damage/Vandalism of Property		1
<b>DRUG/NARCOTIC OFFENSES</b>		<b>1</b>
Drug/Narcotic Violations		1

# Offenses (Group "A") by Agency

2002

COUNTY

AGENCY

OFFENSE CATEGORY

OFFENSE

# OF OFFENSES

<u>DNR - 1 - Barbour</u>	<u>TOTAL</u>	<u>5</u>
<b>FRAUD OFFENSES</b>		<b>1</b>
False Pretenses/Swindle/Confidence Game		1
<b>WEAPON LAW VIOLATIONS</b>		<b>4</b>
Weapon Law Violations		4
<u>Philippi PD</u>	<u>TOTAL</u>	<u>134</u>
<b>ASSAULT OFFENSES</b>		<b>41</b>
Aggravated Assault		7
Intimidation		5
Simple Assault		29
<b>BURGLARY/BREAKING &amp; ENTERING</b>		<b>19</b>
Burglary/Breaking & Entering		19
<b>LARCENY/THEFT OFFENSES</b>		<b>27</b>
Purse-snatching		1
Shoplifting		5
Theft From Building		16
Theft From Motor Vehicle		5
<b>MOTOR VEHICLE THEFT</b>		<b>5</b>
Motor Vehicle Theft		5
<b>COUNTERFEITING/FORGERY</b>		<b>6</b>
Counterfeiting/Forgery		6
<b>DESTRUCTION/DAMAGE/VANDALISM OF PROPERTY</b>		<b>30</b>
Destruction/Damage/Vandalism of Property		30
<b>FRAUD OFFENSES</b>		<b>1</b>
False Pretenses/Swindle/Confidence Game		1
<b>DRUG/NARCOTIC OFFENSES</b>		<b>5</b>
Drug/Narcotic Violations		5

# Offenses (Group "A") by Agency

2002

COUNTY

AGENCY

OFFENSE CATEGORY

OFFENSE

# OF OFFENSES

<u>Philippi SP</u>	<u>TOTAL</u>	<u>165</u>
<b>HOMICIDE OFFENSES</b>		<b>2</b>
Murder and Nonnegligent Manslaughter		2
<b>SEX OFFENSES, FORCIBLE</b>		<b>7</b>
Forcible Fondling		2
Forcible Rape		5
<b>SEX OFFENSES, NONFORCIBLE</b>		<b>1</b>
Incest		1
<b>ASSAULT OFFENSES</b>		<b>41</b>
Aggravated Assault		7
Intimidation		6
Simple Assault		28
<b>KIDNAPING/ABDUCTION</b>		<b>1</b>
Kidnaping/Abduction		1
<b>BURGLARY/BREAKING &amp; ENTERING</b>		<b>14</b>
Burglary/Breaking & Entering		14
<b>LARCENY/THEFT OFFENSES</b>		<b>28</b>
All Other Larceny		7
Theft From Building		5
Theft From Motor Vehicle		5
Theft of Motor Vehicle Parts/Accessories		11
<b>MOTOR VEHICLE THEFT</b>		<b>4</b>
Motor Vehicle Theft		4
<b>ARSON</b>		<b>1</b>
Arson		1
<b>COUNTERFEITING/FORGERY</b>		<b>9</b>
Counterfeiting/Forgery		9
<b>DESTRUCTION/DAMAGE/VANDALISM OF PROPERTY</b>		<b>38</b>
Destruction/Damage/Vandalism of Property		38
<b>EMBEZZLEMENT</b>		<b>1</b>
Embezzlement		1
<b>FRAUD OFFENSES</b>		<b>2</b>
Credit Card/Automatic Teller Fraud		1
False Pretenses/Swindle/Confidence Game		1
<b>STOLEN PROPERTY OFFENSES</b>		<b>1</b>
Stolen Property Offenses		1
<b>DRUG/NARCOTIC OFFENSES</b>		<b>9</b>

# Offenses (Group "A") by Agency

2002

COUNTY

AGENCY

OFFENSE CATEGORY

OFFENSE

# OF OFFENSES

	Drug Equipment Violations	3
	Drug/Narcotic Violations	9
	<b>WEAPON LAW VIOLATIONS</b>	<b>3</b>
	Weapon Law Violations	3
<b>Berkeley</b>	<b>County TOTAL</b>	<b>4,146</b>
<b>Berkeley Co SO</b>	<b>TOTAL</b>	<b>555</b>
	<b>SEX OFFENSES, FORCIBLE</b>	<b>2</b>
	Forcible Rape	1
	Sexual Assault With An Object	1
	<b>ASSAULT OFFENSES</b>	<b>62</b>
	Aggravated Assault	7
	Intimidation	12
	Simple Assault	43
	<b>ROBBERY</b>	<b>7</b>
	Robbery	7
	<b>BURGLARY/BREAKING &amp; ENTERING</b>	<b>93</b>
	Burglary/Breaking & Entering	93
	<b>LARCENY/THEFT OFFENSES</b>	<b>307</b>
	All Other Larceny	214
	Pocket-picking	2
	Purse-snatching	3
	Shoplifting	17
	Theft From Building	22
	Theft From Coin Operated Machine or Device	5
	Theft From Motor Vehicle	25
	Theft of Motor Vehicle Parts/Accessories	19
	<b>MOTOR VEHICLE THEFT</b>	<b>3</b>
	Motor Vehicle Theft	3
	<b>COUNTERFEITING/FORGERY</b>	<b>4</b>
	Counterfeiting/Forgery	4
	<b>DESTRUCTION/DAMAGE/VANDALISM OF PROPERTY</b>	<b>74</b>
	Destruction/Damage/Vandalism of Property	74
	<b>FRAUD OFFENSES</b>	<b>2</b>
	False Pretenses/Swindle/Confidence Game	2
	<b>WEAPON LAW VIOLATIONS</b>	<b>1</b>
	Weapon Law Violations	1

# Offenses (Group "A") by Agency

2002

COUNTY

AGENCY

OFFENSE CATEGORY

OFFENSE

# OF OFFENSES

---

<u>DNR - 2 - Berkeley</u>	<u>TOTAL</u>	<u>7</u>
<b>DRUG/NARCOTIC OFFENSES</b>		<b>4</b>
Drug/Narcotic Violations		4
<b>WEAPON LAW VIOLATIONS</b>		<b>3</b>
Weapon Law Violations		3

# Offenses (Group "A") by Agency

2002

COUNTY

AGENCY

OFFENSE CATEGORY

OFFENSE

# OF OFFENSES

<u>Martinsburg PD</u>	<u>TOTAL</u>	<u>2,101</u>
<b>SEX OFFENSES, FORCIBLE</b>		<b>16</b>
Forcible Fondling		10
Forcible Rape		2
Forcible Sodomy		4
<b>SEX OFFENSES, NONFORCIBLE</b>		<b>4</b>
Statutory Rape		4
<b>ASSAULT OFFENSES</b>		<b>409</b>
Aggravated Assault		58
Intimidation		48
Simple Assault		312
<b>ROBBERY</b>		<b>32</b>
Robbery		32
<b>BURGLARY/BREAKING &amp; ENTERING</b>		<b>173</b>
Burglary/Breaking & Entering		173
<b>LARCENY/THEFT OFFENSES</b>		<b>830</b>
All Other Larceny		327
Shoplifting		272
Theft From Building		3
Theft From Motor Vehicle		228
<b>MOTOR VEHICLE THEFT</b>		<b>78</b>
Motor Vehicle Theft		78
<b>ARSON</b>		<b>7</b>
Arson		7
<b>COUNTERFEITING/FORGERY</b>		<b>72</b>
Counterfeiting/Forgery		72
<b>DESTRUCTION/DAMAGE/VANDALISM OF PROPERTY</b>		<b>259</b>
Destruction/Damage/Vandalism of Property		259
<b>EMBEZZLEMENT</b>		<b>23</b>
Embezzlement		23
<b>FRAUD OFFENSES</b>		<b>50</b>
Credit Card/Automatic Teller Fraud		13
False Pretenses/Swindle/Confidence Game		37
<b>STOLEN PROPERTY OFFENSES</b>		<b>17</b>
Stolen Property Offenses		17
<b>DRUG/NARCOTIC OFFENSES</b>		<b>104</b>
Drug Equipment Violations		1

# Offenses (Group "A") by Agency

---

2002

COUNTY

AGENCY

OFFENSE CATEGORY

OFFENSE

# OF OFFENSES

---

Drug/Narcotic Violations	103
<b>PORNOGRAPHY/OBSCENE MATERIAL</b>	<b>4</b>
Pornography/Obscene Material	4
<b>WEAPON LAW VIOLATIONS</b>	<b>14</b>
Weapon Law Violations	14



# Offenses (Group "A") by Agency

2002

COUNTY

AGENCY

OFFENSE CATEGORY

OFFENSE

# OF OFFENSES

<u>Martinsburg SP</u>	<u>TOTAL</u>	<u>1,692</u>
<b>HOMICIDE OFFENSES</b>		<b>2</b>
Murder and Nonnegligent Manslaughter		2
<b>SEX OFFENSES, FORCIBLE</b>		<b>31</b>
Forcible Fondling		15
Forcible Rape		7
Forcible Sodomy		3
Sexual Assault With An Object		6
<b>SEX OFFENSES, NONFORCIBLE</b>		<b>3</b>
Statutory Rape		3
<b>ASSAULT OFFENSES</b>		<b>397</b>
Aggravated Assault		85
Intimidation		51
Simple Assault		263
<b>KIDNAPING/ABDUCTION</b>		<b>4</b>
Kidnaping/Abduction		4
<b>ROBBERY</b>		<b>12</b>
Robbery		12
<b>BURGLARY/BREAKING &amp; ENTERING</b>		<b>231</b>
Burglary/Breaking & Entering		231
<b>LARCENY/THEFT OFFENSES</b>		<b>438</b>
All Other Larceny		70
Shoplifting		6
Theft From Building		118
Theft From Coin Operated Machine or Device		2
Theft From Motor Vehicle		98
Theft of Motor Vehicle Parts/Accessories		146
<b>MOTOR VEHICLE THEFT</b>		<b>96</b>
Motor Vehicle Theft		96
<b>ARSON</b>		<b>6</b>
Arson		6
<b>COUNTERFEITING/FORGERY</b>		<b>60</b>
Counterfeiting/Forgery		60
<b>DESTRUCTION/DAMAGE/VANDALISM OF PROPERTY</b>		<b>261</b>
Destruction/Damage/Vandalism of Property		261
<b>EMBEZZLEMENT</b>		<b>6</b>
Embezzlement		6

# Offenses (Group "A") by Agency

2002

COUNTY

AGENCY

OFFENSE CATEGORY

OFFENSE

# OF OFFENSES

COUNTY	AGENCY	OFFENSE CATEGORY	OFFENSE	# OF OFFENSES
		<b>FRAUD OFFENSES</b>		<b>38</b>
			Credit Card/Automatic Teller Fraud	5
			False Pretenses/Swindle/Confidence Game	24
			Impersonation	9
		<b>STOLEN PROPERTY OFFENSES</b>		<b>14</b>
			Stolen Property Offenses	14
		<b>DRUG/NARCOTIC OFFENSES</b>		<b>74</b>
			Drug/Narcotic Violations	74
		<b>WEAPON LAW VIOLATIONS</b>		<b>15</b>
			Weapon Law Violations	15
		<b>of EASTERN PANHANDLE DRUG &amp; VIOLATIONS</b>		<b>1</b>
		<b>DRUG/NARCOTIC OFFENSES</b>		<b>1</b>
			Drug/Narcotic Violations	1
<b>Boone</b>	<b>County</b>	<b>TOTAL</b>		<b>699</b>
	<b>Boone Co SO</b>	<b>TOTAL</b>		<b>115</b>
		<b>SEX OFFENSES, FORCIBLE</b>		<b>3</b>
			Forcible Fondling	1
			Sexual Assault With An Object	2
		<b>ASSAULT OFFENSES</b>		<b>47</b>
			Aggravated Assault	9
			Intimidation	10
			Simple Assault	28
		<b>BURGLARY/BREAKING &amp; ENTERING</b>		<b>17</b>
			Burglary/Breaking & Entering	17
		<b>LARCENY/THEFT OFFENSES</b>		<b>18</b>
			All Other Larceny	12
			Shoplifting	2
			Theft From Motor Vehicle	3
			Theft of Motor Vehicle Parts/Accessories	1
		<b>MOTOR VEHICLE THEFT</b>		<b>9</b>
			Motor Vehicle Theft	9
		<b>DESTRUCTION/DAMAGE/VANDALISM OF PROPERTY</b>		<b>21</b>
			Destruction/Damage/Vandalism of Property	21

# Offenses (Group "A") by Agency

2002

COUNTY

AGENCY

OFFENSE CATEGORY

OFFENSE

# OF OFFENSES

<u>Danville PD</u>	<u>TOTAL</u>	<u>69</u>
<b>ASSAULT OFFENSES</b>		<b>24</b>
Aggravated Assault		2
Intimidation		3
Simple Assault		19
<b>BURGLARY/BREAKING &amp; ENTERING</b>		<b>3</b>
Burglary/Breaking & Entering		3
<b>LARCENY/THEFT OFFENSES</b>		<b>21</b>
All Other Larceny		4
Purse-snatching		1
Shoplifting		8
Theft From Building		6
Theft From Motor Vehicle		3
<b>MOTOR VEHICLE THEFT</b>		<b>1</b>
Motor Vehicle Theft		1
<b>DESTRUCTION/DAMAGE/VANDALISM OF PROPERTY</b>		<b>15</b>
Destruction/Damage/Vandalism of Property		15
<b>EMBEZZLEMENT</b>		<b>1</b>
Embezzlement		1
<b>DRUG/NARCOTIC OFFENSES</b>		<b>3</b>
Drug/Narcotic Violations		3

# Offenses (Group "A") by Agency

2002

COUNTY

AGENCY

OFFENSE CATEGORY

OFFENSE

# OF OFFENSES

<u>Danville SP</u>	<u>TOTAL</u>	<u>341</u>
<b>SEX OFFENSES, FORCIBLE</b>		<b>2</b>
Forcible Fondling		2
<b>SEX OFFENSES, NONFORCIBLE</b>		<b>3</b>
Statutory Rape		3
<b>ASSAULT OFFENSES</b>		<b>83</b>
Aggravated Assault		2
Intimidation		6
Simple Assault		75
<b>ROBBERY</b>		<b>1</b>
Robbery		1
<b>BURGLARY/BREAKING &amp; ENTERING</b>		<b>29</b>
Burglary/Breaking & Entering		29
<b>LARCENY/THEFT OFFENSES</b>		<b>105</b>
All Other Larceny		48
Shoplifting		6
Theft From Building		4
Theft From Coin Operated Machine or Device		1
Theft From Motor Vehicle		6
Theft of Motor Vehicle Parts/Accessories		41
<b>MOTOR VEHICLE THEFT</b>		<b>14</b>
Motor Vehicle Theft		14
<b>COUNTERFEITING/FORGERY</b>		<b>5</b>
Counterfeiting/Forgery		5
<b>DESTRUCTION/DAMAGE/VANDALISM OF PROPERTY</b>		<b>64</b>
Destruction/Damage/Vandalism of Property		64
<b>EMBEZZLEMENT</b>		<b>1</b>
Embezzlement		1
<b>FRAUD OFFENSES</b>		<b>5</b>
Credit Card/Automatic Teller Fraud		1
False Pretenses/Swindle/Confidence Game		4
<b>DRUG/NARCOTIC OFFENSES</b>		<b>24</b>
Drug/Narcotic Violations		24
<b>WEAPON LAW VIOLATIONS</b>		<b>4</b>
Weapon Law Violations		4

# Offenses (Group "A") by Agency

2002

COUNTY

AGENCY

OFFENSE CATEGORY

OFFENSE

# OF OFFENSES

<b>FIRE MARSHAL - Boone</b>		<b>TOTAL</b>	<b>9</b>
<b>ARSON</b>			<b>8</b>
	Arson		8
<b>WEAPON LAW VIOLATIONS</b>			<b>1</b>
	Weapon Law Violations		1
<b>Madison PD</b>		<b>TOTAL</b>	<b>52</b>
<b>ASSAULT OFFENSES</b>			<b>7</b>
	Simple Assault		7
<b>BURGLARY/BREAKING &amp; ENTERING</b>			<b>11</b>
	Burglary/Breaking & Entering		11
<b>LARCENY/THEFT OFFENSES</b>			<b>12</b>
	All Other Larceny		2
	Shoplifting		1
	Theft From Building		4
	Theft From Motor Vehicle		5
<b>MOTOR VEHICLE THEFT</b>			<b>4</b>
	Motor Vehicle Theft		4
<b>DESTRUCTION/DAMAGE/VANDALISM OF PROPERTY</b>			<b>15</b>
	Destruction/Damage/Vandalism of Property		15
<b>STOLEN PROPERTY OFFENSES</b>			<b>1</b>
	Stolen Property Offenses		1
<b>DRUG/NARCOTIC OFFENSES</b>			<b>1</b>
	Drug/Narcotic Violations		1
<b>WEAPON LAW VIOLATIONS</b>			<b>1</b>
	Weapon Law Violations		1
<b>Sylvester PD</b>		<b>TOTAL</b>	<b>2</b>
<b>BURGLARY/BREAKING &amp; ENTERING</b>			<b>1</b>
	Burglary/Breaking & Entering		1
<b>DESTRUCTION/DAMAGE/VANDALISM OF PROPERTY</b>			<b>1</b>
	Destruction/Damage/Vandalism of Property		1

# Offenses (Group "A") by Agency

2002

COUNTY

AGENCY

OFFENSE CATEGORY

OFFENSE

# OF OFFENSES

Whitesville SP	TOTAL	146
<b>SEX OFFENSES, FORCIBLE</b>		<b>1</b>
Forcible Rape		1
<b>SEX OFFENSES, NONFORCIBLE</b>		<b>1</b>
Statutory Rape		1
<b>ASSAULT OFFENSES</b>		<b>34</b>
Aggravated Assault		10
Intimidation		3
Simple Assault		21
<b>BURGLARY/BREAKING &amp; ENTERING</b>		<b>25</b>
Burglary/Breaking & Entering		25
<b>LARCENY/THEFT OFFENSES</b>		<b>34</b>
All Other Larceny		26
Theft From Building		1
Theft From Motor Vehicle		3
Theft of Motor Vehicle Parts/Accessories		4
<b>MOTOR VEHICLE THEFT</b>		<b>4</b>
Motor Vehicle Theft		4
<b>COUNTERFEITING/FORGERY</b>		<b>3</b>
Counterfeiting/Forgery		3
<b>DESTRUCTION/DAMAGE/VANDALISM OF PROPERTY</b>		<b>35</b>
Destruction/Damage/Vandalism of Property		35
<b>FRAUD OFFENSES</b>		<b>1</b>
False Pretenses/Swindle/Confidence Game		1
<b>STOLEN PROPERTY OFFENSES</b>		<b>1</b>
Stolen Property Offenses		1
<b>DRUG/NARCOTIC OFFENSES</b>		<b>6</b>
Drug/Narcotic Violations		6
<b>WEAPON LAW VIOLATIONS</b>		<b>1</b>
Weapon Law Violations		1
<b>Braxton County TOTAL</b>		<b>420</b>

# Offenses (Group "A") by Agency

2002

COUNTY

AGENCY

OFFENSE CATEGORY

OFFENSE

# OF OFFENSES

<u>Braxton Co SO</u>	<u>TOTAL</u>	<u>149</u>
<b>SEX OFFENSES, FORCIBLE</b>		<b>3</b>
Forcible Rape		2
Sexual Assault With An Object		1
<b>SEX OFFENSES, NONFORCIBLE</b>		<b>2</b>
Statutory Rape		2
<b>ASSAULT OFFENSES</b>		<b>29</b>
Aggravated Assault		16
Intimidation		3
Simple Assault		11
<b>KIDNAPING/ABDUCTION</b>		<b>1</b>
Kidnaping/Abduction		1
<b>ROBBERY</b>		<b>1</b>
Robbery		1
<b>BURGLARY/BREAKING &amp; ENTERING</b>		<b>20</b>
Burglary/Breaking & Entering		20
<b>LARCENY/THEFT OFFENSES</b>		<b>47</b>
All Other Larceny		36
Shoplifting		4
Theft From Motor Vehicle		6
Theft of Motor Vehicle Parts/Accessories		1
<b>MOTOR VEHICLE THEFT</b>		<b>6</b>
Motor Vehicle Theft		6
<b>ARSON</b>		<b>2</b>
Arson		2
<b>COUNTERFEITING/FORGERY</b>		<b>3</b>
Counterfeiting/Forgery		3
<b>DESTRUCTION/DAMAGE/VANDALISM OF PROPERTY</b>		<b>21</b>
Destruction/Damage/Vandalism of Property		21
<b>DRUG/NARCOTIC OFFENSES</b>		<b>11</b>
Drug/Narcotic Violations		11
<b>WEAPON LAW VIOLATIONS</b>		<b>2</b>
Weapon Law Violations		2

# Offenses (Group "A") by Agency

2002

COUNTY

AGENCY

OFFENSE CATEGORY

OFFENSE

# OF OFFENSES

AGENCY	TOTAL	# OF OFFENSES
<b>Burnsville PD</b>	<b>4</b>	
<b>ASSAULT OFFENSES</b>		<b>1</b>
Intimidation		1
<b>EMBEZZLEMENT</b>		<b>1</b>
Embezzlement		1
<b>DRUG/NARCOTIC OFFENSES</b>		<b>1</b>
Drug/Narcotic Violations		1
<b>WEAPON LAW VIOLATIONS</b>		<b>1</b>
Weapon Law Violations		1
<b>DNR - 3 - Braxton</b>	<b>1</b>	
<b>WEAPON LAW VIOLATIONS</b>		<b>1</b>
Weapon Law Violations		1
<b>FIRE MARSHAL - Braxton</b>	<b>4</b>	
<b>ARSON</b>		<b>3</b>
Arson		3
<b>WEAPON LAW VIOLATIONS</b>		<b>1</b>
Weapon Law Violations		1
<b>Sutton PD</b>	<b>17</b>	
<b>ASSAULT OFFENSES</b>		<b>9</b>
Aggravated Assault		2
Intimidation		3
Simple Assault		4
<b>BURGLARY/BREAKING &amp; ENTERING</b>		<b>1</b>
Burglary/Breaking & Entering		1
<b>LARCENY/THEFT OFFENSES</b>		<b>3</b>
All Other Larceny		2
Theft From Building		1
<b>DESTRUCTION/DAMAGE/VANDALISM OF PROPERTY</b>		<b>1</b>
Destruction/Damage/Vandalism of Property		1
<b>DRUG/NARCOTIC OFFENSES</b>		<b>3</b>
Drug/Narcotic Violations		3



# Offenses (Group "A") by Agency

2002

COUNTY

AGENCY

OFFENSE CATEGORY

OFFENSE

# OF OFFENSES

<u>Sutton SP</u>	<u>TOTAL</u>	<u>299</u>
<b>SEX OFFENSES, FORCIBLE</b>		<b>4</b>
Forcible Fondling		2
Forcible Rape		2
<b>SEX OFFENSES, NONFORCIBLE</b>		<b>1</b>
Statutory Rape		1
<b>ASSAULT OFFENSES</b>		<b>41</b>
Aggravated Assault		3
Intimidation		8
Simple Assault		30
<b>ROBBERY</b>		<b>2</b>
Robbery		2
<b>BURGLARY/BREAKING &amp; ENTERING</b>		<b>23</b>
Burglary/Breaking & Entering		23
<b>LARCENY/THEFT OFFENSES</b>		<b>79</b>
All Other Larceny		30
Shoplifting		5
Theft From Building		15
Theft From Coin Operated Machine or Device		1
Theft From Motor Vehicle		22
Theft of Motor Vehicle Parts/Accessories		7
<b>MOTOR VEHICLE THEFT</b>		<b>21</b>
Motor Vehicle Theft		21
<b>ARSON</b>		<b>1</b>
Arson		1
<b>COUNTERFEITING/FORGERY</b>		<b>3</b>
Counterfeiting/Forgery		3
<b>DESTRUCTION/DAMAGE/VANDALISM OF PROPERTY</b>		<b>63</b>
Destruction/Damage/Vandalism of Property		63
<b>EMBEZZLEMENT</b>		<b>1</b>
Embezzlement		1
<b>FRAUD OFFENSES</b>		<b>1</b>
Credit Card/Automatic Teller Fraud		1
<b>STOLEN PROPERTY OFFENSES</b>		<b>3</b>
Stolen Property Offenses		3
<b>DRUG/NARCOTIC OFFENSES</b>		<b>52</b>
Drug/Narcotic Violations		52

# Offenses (Group "A") by Agency

2002

COUNTY

AGENCY

OFFENSE CATEGORY

OFFENSE

# OF OFFENSES

**WEAPON LAW VIOLATIONS**

**3**

Weapon Law Violations

3

**Brooke**

**County TOTAL**

**450**

# Offenses (Group "A") by Agency

2002

COUNTY

AGENCY

OFFENSE CATEGORY

OFFENSE

# OF OFFENSES

<u>Brooke Co SO</u>	<u>TOTAL</u>	<u>251</u>
<b>HOMICIDE OFFENSES</b>		<b>1</b>
Murder and Nonnegligent Manslaughter		1
<b>SEX OFFENSES, FORCIBLE</b>		<b>3</b>
Forcible Fondling		2
Forcible Rape		1
<b>SEX OFFENSES, NONFORCIBLE</b>		<b>2</b>
Statutory Rape		2
<b>ASSAULT OFFENSES</b>		<b>54</b>
Aggravated Assault		9
Simple Assault		45
<b>BURGLARY/BREAKING &amp; ENTERING</b>		<b>36</b>
Burglary/Breaking & Entering		36
<b>LARCENY/THEFT OFFENSES</b>		<b>32</b>
All Other Larceny		18
Purse-snatching		1
Shoplifting		1
Theft From Coin Operated Machine or Device		1
Theft From Motor Vehicle		11
<b>MOTOR VEHICLE THEFT</b>		<b>10</b>
Motor Vehicle Theft		10
<b>ARSON</b>		<b>1</b>
Arson		1
<b>COUNTERFEITING/FORGERY</b>		<b>1</b>
Counterfeiting/Forgery		1
<b>DESTRUCTION/DAMAGE/VANDALISM OF PROPERTY</b>		<b>34</b>
Destruction/Damage/Vandalism of Property		34
<b>FRAUD OFFENSES</b>		<b>6</b>
Credit Card/Automatic Teller Fraud		4
False Pretenses/Swindle/Confidence Game		2
<b>DRUG/NARCOTIC OFFENSES</b>		<b>68</b>
Drug/Narcotic Violations		68
<b>PORNOGRAPHY/OBSCENE MATERIAL</b>		<b>1</b>
Pornography/Obscene Material		1
<b>WEAPON LAW VIOLATIONS</b>		<b>2</b>
Weapon Law Violations		2

# Offenses (Group "A") by Agency

2002

COUNTY

AGENCY

OFFENSE CATEGORY

OFFENSE

# OF OFFENSES

AGENCY	TOTAL	# OF OFFENSES
<b>DNR - 1 - Brooke</b>	<b>TOTAL</b>	<b>4</b>
<b>DRUG/NARCOTIC OFFENSES</b>		<b>4</b>
Drug/Narcotic Violations		4
<b>FIRE MARSHAL - Brooke</b>	<b>TOTAL</b>	<b>2</b>
<b>ARSON</b>		<b>2</b>
Arson		2
<b>Follansbee PD</b>	<b>TOTAL</b>	<b>96</b>
<b>ASSAULT OFFENSES</b>		<b>27</b>
Aggravated Assault		4
Simple Assault		23
<b>BURGLARY/BREAKING &amp; ENTERING</b>		<b>13</b>
Burglary/Breaking & Entering		13
<b>LARCENY/THEFT OFFENSES</b>		<b>25</b>
All Other Larceny		3
Pocket-picking		1
Theft From Building		6
Theft From Motor Vehicle		12
Theft of Motor Vehicle Parts/Accessories		3
<b>MOTOR VEHICLE THEFT</b>		<b>4</b>
Motor Vehicle Theft		4
<b>COUNTERFEITING/FORGERY</b>		<b>1</b>
Counterfeiting/Forgery		1
<b>DESTRUCTION/DAMAGE/VANDALISM OF PROPERTY</b>		<b>18</b>
Destruction/Damage/Vandalism of Property		18
<b>FRAUD OFFENSES</b>		<b>6</b>
False Pretenses/Swindle/Confidence Game		6
<b>DRUG/NARCOTIC OFFENSES</b>		<b>1</b>
Drug/Narcotic Violations		1
<b>WEAPON LAW VIOLATIONS</b>		<b>1</b>
Weapon Law Violations		1

# Offenses (Group "A") by Agency

2002

COUNTY

AGENCY

OFFENSE CATEGORY

OFFENSE

# OF OFFENSES

<u>Wellsburg PD</u>	<u>TOTAL</u>	<u>52</u>
<b>ASSAULT OFFENSES</b>		<b>18</b>
Simple Assault		18
<b>LARCENY/THEFT OFFENSES</b>		<b>19</b>
All Other Larceny		13
Shoplifting		1
Theft From Motor Vehicle		5
<b>DESTRUCTION/DAMAGE/VANDALISM OF PROPERTY</b>		<b>14</b>
Destruction/Damage/Vandalism of Property		14
<b>WEAPON LAW VIOLATIONS</b>		<b>1</b>
Weapon Law Violations		1

# Offenses (Group "A") by Agency

2002

COUNTY

AGENCY

OFFENSE CATEGORY

OFFENSE

# OF OFFENSES

<u>Wellsburg SP</u>	<u>TOTAL</u>	<u>52</u>
<b>ASSAULT OFFENSES</b>		<b>17</b>
Aggravated Assault		4
Intimidation		1
Simple Assault		12
<b>BURGLARY/BREAKING &amp; ENTERING</b>		<b>2</b>
Burglary/Breaking & Entering		2
<b>LARCENY/THEFT OFFENSES</b>		<b>7</b>
All Other Larceny		4
Theft From Coin Operated Machine or Device		1
Theft From Motor Vehicle		1
Theft of Motor Vehicle Parts/Accessories		1
<b>MOTOR VEHICLE THEFT</b>		<b>2</b>
Motor Vehicle Theft		2
<b>COUNTERFEITING/FORGERY</b>		<b>2</b>
Counterfeiting/Forgery		2
<b>DESTRUCTION/DAMAGE/VANDALISM OF PROPERTY</b>		<b>7</b>
Destruction/Damage/Vandalism of Property		7
<b>EMBEZZLEMENT</b>		<b>1</b>
Embezzlement		1
<b>FRAUD OFFENSES</b>		<b>5</b>
False Pretenses/Swindle/Confidence Game		5
<b>STOLEN PROPERTY OFFENSES</b>		<b>1</b>
Stolen Property Offenses		1
<b>DRUG/NARCOTIC OFFENSES</b>		<b>7</b>
Drug/Narcotic Violations		7
<b>WEAPON LAW VIOLATIONS</b>		<b>1</b>
Weapon Law Violations		1
<b>Cabell County TOTAL</b>		<b>8,436</b>

# Offenses (Group "A") by Agency

2002

COUNTY

AGENCY

OFFENSE CATEGORY

OFFENSE

# OF OFFENSES

<u>Barboursville PD</u>	<u>TOTAL</u>	<u>563</u>
<b>SEX OFFENSES, FORCIBLE</b>		<b>3</b>
Forcible Fondling		3
<b>ASSAULT OFFENSES</b>		<b>48</b>
Aggravated Assault		1
Simple Assault		47
<b>KIDNAPING/ABDUCTION</b>		<b>2</b>
Kidnaping/Abduction		2
<b>ROBBERY</b>		<b>1</b>
Robbery		1
<b>BURGLARY/BREAKING &amp; ENTERING</b>		<b>35</b>
Burglary/Breaking & Entering		35
<b>LARCENY/THEFT OFFENSES</b>		<b>274</b>
All Other Larceny		82
Purse-snatching		1
Shoplifting		144
Theft From Building		1
Theft From Motor Vehicle		30
Theft of Motor Vehicle Parts/Accessories		16
<b>MOTOR VEHICLE THEFT</b>		<b>2</b>
Motor Vehicle Theft		2
<b>ARSON</b>		<b>1</b>
Arson		1
<b>COUNTERFEITING/FORGERY</b>		<b>7</b>
Counterfeiting/Forgery		7
<b>DESTRUCTION/DAMAGE/VANDALISM OF PROPERTY</b>		<b>126</b>
Destruction/Damage/Vandalism of Property		126
<b>EMBEZZLEMENT</b>		<b>7</b>
Embezzlement		7
<b>FRAUD OFFENSES</b>		<b>34</b>
Credit Card/Automatic Teller Fraud		18
False Pretenses/Swindle/Confidence Game		16
<b>DRUG/NARCOTIC OFFENSES</b>		<b>15</b>
Drug Equipment Violations		3
Drug/Narcotic Violations		15
<b>WEAPON LAW VIOLATIONS</b>		<b>5</b>
Weapon Law Violations		5

# Offenses (Group "A") by Agency

2002

COUNTY

AGENCY

OFFENSE CATEGORY

OFFENSE

# OF OFFENSES

<u>Cabell Co SO</u>	<u>TOTAL</u>	<u>1,346</u>
<b>SEX OFFENSES, FORCIBLE</b>		<b>6</b>
Forcible Fondling		2
Forcible Rape		3
Forcible Sodomy		1
<b>SEX OFFENSES, NONFORCIBLE</b>		<b>3</b>
Incest		1
Statutory Rape		2
<b>ASSAULT OFFENSES</b>		<b>29</b>
Aggravated Assault		2
Intimidation		1
Simple Assault		26
<b>KIDNAPING/ABDUCTION</b>		<b>1</b>
Kidnaping/Abduction		1
<b>ROBBERY</b>		<b>11</b>
Robbery		11
<b>BURGLARY/BREAKING &amp; ENTERING</b>		<b>92</b>
Burglary/Breaking & Entering		92
<b>LARCENY/THEFT OFFENSES</b>		<b>623</b>
All Other Larceny		419
Shoplifting		69
Theft From Motor Vehicle		120
Theft of Motor Vehicle Parts/Accessories		15
<b>MOTOR VEHICLE THEFT</b>		<b>56</b>
Motor Vehicle Theft		56
<b>ARSON</b>		<b>4</b>
Arson		4
<b>COUNTERFEITING/FORGERY</b>		<b>17</b>
Counterfeiting/Forgery		17
<b>DESTRUCTION/DAMAGE/VANDALISM OF PROPERTY</b>		<b>497</b>
Destruction/Damage/Vandalism of Property		497
<b>FRAUD OFFENSES</b>		<b>4</b>
Credit Card/Automatic Teller Fraud		1
False Pretenses/Swindle/Confidence Game		3
<b>DRUG/NARCOTIC OFFENSES</b>		<b>3</b>
Drug Equipment Violations		1
Drug/Narcotic Violations		2



# Offenses (Group "A") by Agency

---

2002

COUNTY

AGENCY

OFFENSE CATEGORY

OFFENSE

# OF OFFENSES

	<b>TOTAL</b>	
<b>DNR - 5 - Cabell</b>		<b>5</b>
<b>DRUG/NARCOTIC OFFENSES</b>		<b>4</b>
Drug/Narcotic Violations		4
<b>WEAPON LAW VIOLATIONS</b>		<b>1</b>
Weapon Law Violations		1
<b>FIRE MARSHAL - Cabell</b>		<b>11</b>
<b>ARSON</b>		<b>9</b>
Arson		9
<b>WEAPON LAW VIOLATIONS</b>		<b>2</b>
Weapon Law Violations		2

# Offenses (Group "A") by Agency

2002

COUNTY

AGENCY

OFFENSE CATEGORY

OFFENSE

# OF OFFENSES

Huntington PD	TOTAL	5,750
<b>HOMICIDE OFFENSES</b>		<b>4</b>
Murder and Nonnegligent Manslaughter		4
<b>SEX OFFENSES, FORCIBLE</b>		<b>56</b>
Forcible Fondling		11
Forcible Rape		43
Sexual Assault With An Object		2
<b>SEX OFFENSES, NONFORCIBLE</b>		<b>1</b>
Incest		1
<b>ASSAULT OFFENSES</b>		<b>1,020</b>
Aggravated Assault		106
Intimidation		13
Simple Assault		901
<b>KIDNAPING/ABDUCTION</b>		<b>9</b>
Kidnaping/Abduction		9
<b>ROBBERY</b>		<b>92</b>
Robbery		92
<b>BURGLARY/BREAKING &amp; ENTERING</b>		<b>714</b>
Burglary/Breaking & Entering		714
<b>LARCENY/THEFT OFFENSES</b>		<b>1,942</b>
All Other Larceny		1,227
Purse-snatching		3
Shoplifting		138
Theft From Building		10
Theft From Motor Vehicle		552
Theft of Motor Vehicle Parts/Accessories		12
<b>MOTOR VEHICLE THEFT</b>		<b>310</b>
Motor Vehicle Theft		310
<b>ARSON</b>		<b>30</b>
Arson		30
<b>COUNTERFEITING/FORGERY</b>		<b>97</b>
Counterfeiting/Forgery		97
<b>DESTRUCTION/DAMAGE/VANDALISM OF PROPERTY</b>		<b>1,118</b>
Destruction/Damage/Vandalism of Property		1,118
<b>EMBEZZLEMENT</b>		<b>12</b>
Embezzlement		12
<b>FRAUD OFFENSES</b>		<b>80</b>

# Offenses (Group "A") by Agency

2002

COUNTY

AGENCY

OFFENSE CATEGORY

OFFENSE

# OF OFFENSES

---

Credit Card/Automatic Teller Fraud	7
False Pretenses/Swindle/Confidence Game	71
Welfare Fraud	1
Wire Fraud	1
<b>DRUG/NARCOTIC OFFENSES</b>	<b>221</b>
Drug Equipment Violations	33
Drug/Narcotic Violations	188
<b>PROSTITUTION OFFENSES</b>	<b>26</b>
Prostitution	26
<b>WEAPON LAW VIOLATIONS</b>	<b>18</b>
Weapon Law Violations	18

# Offenses (Group "A") by Agency

2002

COUNTY

AGENCY

OFFENSE CATEGORY

OFFENSE

# OF OFFENSES

<u>Huntington SP</u>	<u>TOTAL</u>	<u>694</u>
<b>HOMICIDE OFFENSES</b>		<b>3</b>
Murder and Nonnegligent Manslaughter		3
<b>SEX OFFENSES, FORCIBLE</b>		<b>11</b>
Forcible Fondling		8
Forcible Rape		2
Forcible Sodomy		1
<b>ASSAULT OFFENSES</b>		<b>117</b>
Aggravated Assault		18
Intimidation		24
Simple Assault		77
<b>KIDNAPING/ABDUCTION</b>		<b>1</b>
Kidnaping/Abduction		1
<b>ROBBERY</b>		<b>2</b>
Robbery		2
<b>BURGLARY/BREAKING &amp; ENTERING</b>		<b>46</b>
Burglary/Breaking & Entering		46
<b>LARCENY/THEFT OFFENSES</b>		<b>284</b>
All Other Larceny		85
Purse-snatching		1
Shoplifting		102
Theft From Building		2
Theft From Motor Vehicle		18
Theft of Motor Vehicle Parts/Accessories		76
<b>MOTOR VEHICLE THEFT</b>		<b>27</b>
Motor Vehicle Theft		27
<b>ARSON</b>		<b>1</b>
Arson		1
<b>COUNTERFEITING/FORGERY</b>		<b>23</b>
Counterfeiting/Forgery		23
<b>DESTRUCTION/DAMAGE/VANDALISM OF PROPERTY</b>		<b>85</b>
Destruction/Damage/Vandalism of Property		85
<b>EMBEZZLEMENT</b>		<b>5</b>
Embezzlement		5
<b>FRAUD OFFENSES</b>		<b>36</b>
Credit Card/Automatic Teller Fraud		5
False Pretenses/Swindle/Confidence Game		26

# Offenses (Group "A") by Agency

---

2002

COUNTY

AGENCY

OFFENSE CATEGORY

OFFENSE

# OF OFFENSES

---

Impersonation	5
<b>STOLEN PROPERTY OFFENSES</b>	<b>7</b>
Stolen Property Offenses	7
<b>DRUG/NARCOTIC OFFENSES</b>	<b>38</b>
Drug/Narcotic Violations	38
<b>WEAPON LAW VIOLATIONS</b>	<b>6</b>
Weapon Law Violations	6

# Offenses (Group "A") by Agency

2002

COUNTY

AGENCY

OFFENSE CATEGORY

OFFENSE

# OF OFFENSES

<u>Marshall Univ Police</u>	<u>TOTAL</u>	<u>267</u>
<b>SEX OFFENSES, FORCIBLE</b>		<b>2</b>
Forcible Fondling		1
Sexual Assault With An Object		1
<b>ASSAULT OFFENSES</b>		<b>40</b>
Aggravated Assault		2
Intimidation		22
Simple Assault		16
<b>BURGLARY/BREAKING &amp; ENTERING</b>		<b>4</b>
Burglary/Breaking & Entering		4
<b>LARCENY/THEFT OFFENSES</b>		<b>139</b>
All Other Larceny		18
Shoplifting		1
Theft From Building		106
Theft From Coin Operated Machine or Device		1
Theft From Motor Vehicle		12
Theft of Motor Vehicle Parts/Accessories		1
<b>MOTOR VEHICLE THEFT</b>		<b>2</b>
Motor Vehicle Theft		2
<b>ARSON</b>		<b>1</b>
Arson		1
<b>COUNTERFEITING/FORGERY</b>		<b>2</b>
Counterfeiting/Forgery		2
<b>DESTRUCTION/DAMAGE/VANDALISM OF PROPERTY</b>		<b>49</b>
Destruction/Damage/Vandalism of Property		49
<b>FRAUD OFFENSES</b>		<b>7</b>
Credit Card/Automatic Teller Fraud		2
False Pretenses/Swindle/Confidence Game		5
<b>STOLEN PROPERTY OFFENSES</b>		<b>3</b>
Stolen Property Offenses		3
<b>DRUG/NARCOTIC OFFENSES</b>		<b>17</b>
Drug/Narcotic Violations		17
<b>WEAPON LAW VIOLATIONS</b>		<b>1</b>
Weapon Law Violations		1

# Offenses (Group "A") by Agency

2002

**COUNTY**

**AGENCY**

**OFFENSE CATEGORY**

**OFFENSE**

**# OF OFFENSES**

<u>Milton PD</u>	<u>TOTAL</u>	<u>80</u>
<b>ASSAULT OFFENSES</b>		<b>35</b>
Aggravated Assault		16
Simple Assault		19
<b>BURGLARY/BREAKING &amp; ENTERING</b>		<b>6</b>
Burglary/Breaking & Entering		6
<b>LARCENY/THEFT OFFENSES</b>		<b>22</b>
All Other Larceny		5
Shoplifting		3
Theft From Building		7
Theft From Motor Vehicle		7
<b>MOTOR VEHICLE THEFT</b>		<b>4</b>
Motor Vehicle Theft		4
<b>COUNTERFEITING/FORGERY</b>		<b>3</b>
Counterfeiting/Forgery		3
<b>DESTRUCTION/DAMAGE/VANDALISM OF PROPERTY</b>		<b>6</b>
Destruction/Damage/Vandalism of Property		6
<b>DRUG/NARCOTIC OFFENSES</b>		<b>4</b>
Drug/Narcotic Violations		4
<b>Calhoun County TOTAL</b>		<b>130</b>
<u>Calhoun Co SO</u>	<u>TOTAL</u>	<u>13</u>
<b>ASSAULT OFFENSES</b>		<b>2</b>
Aggravated Assault		1
Simple Assault		1
<b>BURGLARY/BREAKING &amp; ENTERING</b>		<b>2</b>
Burglary/Breaking & Entering		2
<b>LARCENY/THEFT OFFENSES</b>		<b>5</b>
All Other Larceny		2
Theft From Building		2
Theft From Motor Vehicle		1
<b>MOTOR VEHICLE THEFT</b>		<b>1</b>
Motor Vehicle Theft		1
<b>DESTRUCTION/DAMAGE/VANDALISM OF PROPERTY</b>		<b>3</b>
Destruction/Damage/Vandalism of Property		3

# Offenses (Group "A") by Agency

2002

COUNTY

AGENCY

OFFENSE CATEGORY

OFFENSE

# OF OFFENSES

AGENCY	TOTAL	# OF OFFENSES
<b>DNR - 6 - Calhoun</b>	<b>TOTAL</b>	<b>2</b>
<b>WEAPON LAW VIOLATIONS</b>		<b>2</b>
Weapon Law Violations		2
<b>Grantsville PD</b>	<b>TOTAL</b>	<b>1</b>
<b>BURGLARY/BREAKING &amp; ENTERING</b>		<b>1</b>
Burglary/Breaking & Entering		1
<b>Grantsville SP</b>	<b>TOTAL</b>	<b>140</b>
<b>SEX OFFENSES, FORCIBLE</b>		<b>4</b>
Forcible Fondling		2
Forcible Rape		1
Forcible Sodomy		1
<b>ASSAULT OFFENSES</b>		<b>28</b>
Aggravated Assault		3
Intimidation		2
Simple Assault		24
<b>BURGLARY/BREAKING &amp; ENTERING</b>		<b>30</b>
Burglary/Breaking & Entering		30
<b>LARCENY/THEFT OFFENSES</b>		<b>30</b>
All Other Larceny		16
Theft From Building		4
Theft From Coin Operated Machine or Device		3
Theft From Motor Vehicle		4
Theft of Motor Vehicle Parts/Accessories		4
<b>MOTOR VEHICLE THEFT</b>		<b>7</b>
Motor Vehicle Theft		7
<b>ARSON</b>		<b>1</b>
Arson		1
<b>COUNTERFEITING/FORGERY</b>		<b>3</b>
Counterfeiting/Forgery		3
<b>DESTRUCTION/DAMAGE/VANDALISM OF PROPERTY</b>		<b>21</b>
Destruction/Damage/Vandalism of Property		21
<b>FRAUD OFFENSES</b>		<b>4</b>
False Pretenses/Swindle/Confidence Game		4
<b>DRUG/NARCOTIC OFFENSES</b>		<b>10</b>
Drug/Narcotic Violations		10



# Offenses (Group "A") by Agency

2002

COUNTY

AGENCY

OFFENSE CATEGORY

OFFENSE

# OF OFFENSES

Clay	County TOTAL	195
------	--------------	-----

Clay Co SO	TOTAL	6
<b>ASSAULT OFFENSES</b>		<b>4</b>
Aggravated Assault		1
Simple Assault		3
<b>BURGLARY/BREAKING &amp; ENTERING</b>		<b>1</b>
Burglary/Breaking & Entering		1
<b>ARSON</b>		<b>1</b>
Arson		1

# Offenses (Group "A") by Agency

2002

COUNTY

AGENCY

OFFENSE CATEGORY

OFFENSE

# OF OFFENSES

Clay SP	TOTAL	190
<b>HOMICIDE OFFENSES</b>		<b>1</b>
Murder and Nonnegligent Manslaughter		1
<b>SEX OFFENSES, FORCIBLE</b>		<b>1</b>
Sexual Assault With An Object		1
<b>ASSAULT OFFENSES</b>		<b>39</b>
Aggravated Assault		7
Intimidation		7
Simple Assault		26
<b>KIDNAPING/ABDUCTION</b>		<b>1</b>
Kidnaping/Abduction		1
<b>BURGLARY/BREAKING &amp; ENTERING</b>		<b>35</b>
Burglary/Breaking & Entering		35
<b>LARCENY/THEFT OFFENSES</b>		<b>38</b>
All Other Larceny		4
Shoplifting		1
Theft From Building		11
Theft From Coin Operated Machine or Device		1
Theft From Motor Vehicle		18
Theft of Motor Vehicle Parts/Accessories		3
<b>MOTOR VEHICLE THEFT</b>		<b>15</b>
Motor Vehicle Theft		15
<b>ARSON</b>		<b>3</b>
Arson		3
<b>COUNTERFEITING/FORGERY</b>		<b>3</b>
Counterfeiting/Forgery		3
<b>DESTRUCTION/DAMAGE/VANDALISM OF PROPERTY</b>		<b>32</b>
Destruction/Damage/Vandalism of Property		32
<b>FRAUD OFFENSES</b>		<b>1</b>
Credit Card/Automatic Teller Fraud		1
<b>STOLEN PROPERTY OFFENSES</b>		<b>2</b>
Stolen Property Offenses		2
<b>DRUG/NARCOTIC OFFENSES</b>		<b>18</b>
Drug/Narcotic Violations		18

# Offenses (Group "A") by Agency

2002

COUNTY

AGENCY

OFFENSE CATEGORY

OFFENSE

# OF OFFENSES

		# OF OFFENSES
<b>DNR - 3 - Clay</b>	<b>TOTAL</b>	<b>1</b>
	<b>DRUG/NARCOTIC OFFENSES</b>	<b>1</b>
	Drug/Narcotic Violations	1
<b>FIRE MARSHAL - Clay</b>	<b>TOTAL</b>	<b>7</b>
	<b>ARSON</b>	<b>7</b>
	Arson	7
<b>Doddridge County</b>	<b>TOTAL</b>	<b>135</b>
<b>West Union PD</b>	<b>TOTAL</b>	<b>19</b>
	<b>BURGLARY/BREAKING &amp; ENTERING</b>	<b>6</b>
	Burglary/Breaking & Entering	6
	<b>LARCENY/THEFT OFFENSES</b>	<b>8</b>
	All Other Larceny	4
	Theft From Building	1
	Theft From Motor Vehicle	3
	<b>MOTOR VEHICLE THEFT</b>	<b>2</b>
	Motor Vehicle Theft	2
	<b>DESTRUCTION/DAMAGE/VANDALISM OF PROPERTY</b>	<b>3</b>
	Destruction/Damage/Vandalism of Property	3

# Offenses (Group "A") by Agency

2002

COUNTY

AGENCY

OFFENSE CATEGORY

OFFENSE

# OF OFFENSES

West Union SP	TOTAL	118
<b>SEX OFFENSES, FORCIBLE</b>		<b>1</b>
Forcible Fondling		1
<b>ASSAULT OFFENSES</b>		<b>41</b>
Aggravated Assault		14
Intimidation		5
Simple Assault		22
<b>BURGLARY/BREAKING &amp; ENTERING</b>		<b>18</b>
Burglary/Breaking & Entering		18
<b>LARCENY/THEFT OFFENSES</b>		<b>15</b>
All Other Larceny		13
Theft From Building		1
Theft From Motor Vehicle		2
<b>MOTOR VEHICLE THEFT</b>		<b>4</b>
Motor Vehicle Theft		4
<b>COUNTERFEITING/FORGERY</b>		<b>1</b>
Counterfeiting/Forgery		1
<b>DESTRUCTION/DAMAGE/VANDALISM OF PROPERTY</b>		<b>25</b>
Destruction/Damage/Vandalism of Property		25
<b>EMBEZZLEMENT</b>		<b>2</b>
Embezzlement		2
<b>DRUG/NARCOTIC OFFENSES</b>		<b>5</b>
Drug/Narcotic Violations		5
<b>WEAPON LAW VIOLATIONS</b>		<b>5</b>
Weapon Law Violations		5
<b>Fayette County TOTAL</b>		<b>1,495</b>

# Offenses (Group "A") by Agency

2002

COUNTY

AGENCY

OFFENSE CATEGORY

OFFENSE

# OF OFFENSES

<u>Ansted PD</u>	<u>TOTAL</u>	<u>31</u>
<b>ASSAULT OFFENSES</b>		<b>10</b>
Aggravated Assault		4
Intimidation		4
Simple Assault		2
<b>BURGLARY/BREAKING &amp; ENTERING</b>		<b>2</b>
Burglary/Breaking & Entering		2
<b>LARCENY/THEFT OFFENSES</b>		<b>12</b>
All Other Larceny		10
Shoplifting		1
Theft of Motor Vehicle Parts/Accessories		1
<b>MOTOR VEHICLE THEFT</b>		<b>1</b>
Motor Vehicle Theft		1
<b>DESTRUCTION/DAMAGE/VANDALISM OF PROPERTY</b>		<b>4</b>
Destruction/Damage/Vandalism of Property		4
<b>DRUG/NARCOTIC OFFENSES</b>		<b>1</b>
Drug/Narcotic Violations		1
<b>WEAPON LAW VIOLATIONS</b>		<b>1</b>
Weapon Law Violations		1
<u>DNR - 4 - Fayette</u>	<u>TOTAL</u>	<u>2</u>
<b>ASSAULT OFFENSES</b>		<b>1</b>
Simple Assault		1
<b>WEAPON LAW VIOLATIONS</b>		<b>1</b>
Weapon Law Violations		1

# Offenses (Group "A") by Agency

2002

COUNTY

AGENCY

OFFENSE CATEGORY

OFFENSE

# OF OFFENSES

<u>Fayette Co SO</u>	<u>TOTAL</u>	<u>835</u>
<b>SEX OFFENSES, FORCIBLE</b>		<b>14</b>
Forcible Fondling		5
Forcible Rape		9
<b>ASSAULT OFFENSES</b>		<b>179</b>
Aggravated Assault		21
Intimidation		45
Simple Assault		116
<b>KIDNAPING/ABDUCTION</b>		<b>1</b>
Kidnaping/Abduction		1
<b>ROBBERY</b>		<b>2</b>
Robbery		2
<b>BURGLARY/BREAKING &amp; ENTERING</b>		<b>118</b>
Burglary/Breaking & Entering		118
<b>LARCENY/THEFT OFFENSES</b>		<b>205</b>
All Other Larceny		157
Shoplifting		1
Theft From Building		11
Theft From Coin Operated Machine or Device		1
Theft From Motor Vehicle		35
Theft of Motor Vehicle Parts/Accessories		6
<b>MOTOR VEHICLE THEFT</b>		<b>42</b>
Motor Vehicle Theft		42
<b>ARSON</b>		<b>8</b>
Arson		8
<b>COUNTERFEITING/FORGERY</b>		<b>16</b>
Counterfeiting/Forgery		16
<b>DESTRUCTION/DAMAGE/VANDALISM OF PROPERTY</b>		<b>196</b>
Destruction/Damage/Vandalism of Property		196
<b>FRAUD OFFENSES</b>		<b>16</b>
Credit Card/Automatic Teller Fraud		2
False Pretenses/Swindle/Confidence Game		13
Wire Fraud		1
<b>STOLEN PROPERTY OFFENSES</b>		<b>1</b>
Stolen Property Offenses		1
<b>DRUG/NARCOTIC OFFENSES</b>		<b>18</b>
Drug Equipment Violations		2

# Offenses (Group "A") by Agency

2002

COUNTY

AGENCY

OFFENSE CATEGORY

OFFENSE

# OF OFFENSES

		# OF OFFENSES
	Drug/Narcotic Violations	17
	<b>WEAPON LAW VIOLATIONS</b>	<b>9</b>
	Weapon Law Violations	9
<b>Fayetteville PD</b>	<b>TOTAL</b>	<b>74</b>
	<b>SEX OFFENSES, FORCIBLE</b>	<b>1</b>
	Forcible Rape	1
	<b>ASSAULT OFFENSES</b>	<b>10</b>
	Aggravated Assault	2
	Simple Assault	8
	<b>BURGLARY/BREAKING &amp; ENTERING</b>	<b>5</b>
	Burglary/Breaking & Entering	5
	<b>LARCENY/THEFT OFFENSES</b>	<b>31</b>
	All Other Larceny	22
	Theft From Building	7
	Theft From Motor Vehicle	2
	<b>MOTOR VEHICLE THEFT</b>	<b>1</b>
	Motor Vehicle Theft	1
	<b>COUNTERFEITING/FORGERY</b>	<b>1</b>
	Counterfeiting/Forgery	1
	<b>DESTRUCTION/DAMAGE/VANDALISM OF PROPERTY</b>	<b>21</b>
	Destruction/Damage/Vandalism of Property	21
	<b>EMBEZZLEMENT</b>	<b>1</b>
	Embezzlement	1
	<b>DRUG/NARCOTIC OFFENSES</b>	<b>3</b>
	Drug/Narcotic Violations	3
<b>FIRE MARSHAL - Fayette</b>	<b>TOTAL</b>	<b>8</b>
	<b>ARSON</b>	<b>8</b>
	Arson	8
<b>Gauley Bridge PD</b>	<b>TOTAL</b>	<b>1</b>
	<b>BURGLARY/BREAKING &amp; ENTERING</b>	<b>1</b>
	Burglary/Breaking & Entering	1

# Offenses (Group "A") by Agency

2002

COUNTY

AGENCY

OFFENSE CATEGORY

OFFENSE

# OF OFFENSES

<u>Gauley Bridge SP</u>	<u>TOTAL</u>	<u>137</u>
<b>SEX OFFENSES, FORCIBLE</b>		<b>1</b>
Sexual Assault With An Object		1
<b>ASSAULT OFFENSES</b>		<b>37</b>
Aggravated Assault		5
Intimidation		8
Simple Assault		24
<b>KIDNAPING/ABDUCTION</b>		<b>1</b>
Kidnaping/Abduction		1
<b>BURGLARY/BREAKING &amp; ENTERING</b>		<b>15</b>
Burglary/Breaking & Entering		15
<b>LARCENY/THEFT OFFENSES</b>		<b>46</b>
All Other Larceny		21
Theft From Building		4
Theft From Coin Operated Machine or Device		1
Theft From Motor Vehicle		15
Theft of Motor Vehicle Parts/Accessories		6
<b>MOTOR VEHICLE THEFT</b>		<b>11</b>
Motor Vehicle Theft		11
<b>ARSON</b>		<b>1</b>
Arson		1
<b>COUNTERFEITING/FORGERY</b>		<b>3</b>
Counterfeiting/Forgery		3
<b>DESTRUCTION/DAMAGE/VANDALISM OF PROPERTY</b>		<b>18</b>
Destruction/Damage/Vandalism of Property		18
<b>STOLEN PROPERTY OFFENSES</b>		<b>1</b>
Stolen Property Offenses		1
<b>DRUG/NARCOTIC OFFENSES</b>		<b>2</b>
Drug/Narcotic Violations		2



# Offenses (Group "A") by Agency

2002

COUNTY

AGENCY

OFFENSE CATEGORY

OFFENSE

# OF OFFENSES

Montgomery PD	TOTAL	70
<b>ASSAULT OFFENSES</b>		<b>18</b>
Intimidation		7
Simple Assault		11
<b>BURGLARY/BREAKING &amp; ENTERING</b>		<b>4</b>
Burglary/Breaking & Entering		4
<b>LARCENY/THEFT OFFENSES</b>		<b>21</b>
All Other Larceny		5
Shoplifting		3
Theft From Building		3
Theft From Coin Operated Machine or Device		2
Theft From Motor Vehicle		8
<b>COUNTERFEITING/FORGERY</b>		<b>1</b>
Counterfeiting/Forgery		1
<b>DESTRUCTION/DAMAGE/VANDALISM OF PROPERTY</b>		<b>24</b>
Destruction/Damage/Vandalism of Property		24
<b>DRUG/NARCOTIC OFFENSES</b>		<b>2</b>
Drug/Narcotic Violations		2

# Offenses (Group "A") by Agency

2002

COUNTY

AGENCY

OFFENSE CATEGORY

OFFENSE

# OF OFFENSES

<u>Mount Hope PD</u>	<u>TOTAL</u>	<u>135</u>
<b>ASSAULT OFFENSES</b>		<b>41</b>
Aggravated Assault		1
Intimidation		26
Simple Assault		14
<b>BURGLARY/BREAKING &amp; ENTERING</b>		<b>8</b>
Burglary/Breaking & Entering		8
<b>LARCENY/THEFT OFFENSES</b>		<b>30</b>
All Other Larceny		28
Theft From Building		1
Theft From Motor Vehicle		1
<b>MOTOR VEHICLE THEFT</b>		<b>4</b>
Motor Vehicle Theft		4
<b>COUNTERFEITING/FORGERY</b>		<b>2</b>
Counterfeiting/Forgery		2
<b>DESTRUCTION/DAMAGE/VANDALISM OF PROPERTY</b>		<b>21</b>
Destruction/Damage/Vandalism of Property		21
<b>DRUG/NARCOTIC OFFENSES</b>		<b>24</b>
Drug/Narcotic Violations		24
<b>WEAPON LAW VIOLATIONS</b>		<b>5</b>
Weapon Law Violations		5

# Offenses (Group "A") by Agency

2002

COUNTY

AGENCY

OFFENSE CATEGORY

OFFENSE

# OF OFFENSES

Oak Hill PD	TOTAL	124
<b>ASSAULT OFFENSES</b>		<b>18</b>
Aggravated Assault		3
Intimidation		6
Simple Assault		10
<b>BURGLARY/BREAKING &amp; ENTERING</b>		<b>11</b>
Burglary/Breaking & Entering		11
<b>LARCENY/THEFT OFFENSES</b>		<b>48</b>
All Other Larceny		17
Purse-snatching		1
Shoplifting		9
Theft From Motor Vehicle		12
Theft of Motor Vehicle Parts/Accessories		9
<b>MOTOR VEHICLE THEFT</b>		<b>3</b>
Motor Vehicle Theft		3
<b>COUNTERFEITING/FORGERY</b>		<b>2</b>
Counterfeiting/Forgery		2
<b>DESTRUCTION/DAMAGE/VANDALISM OF PROPERTY</b>		<b>38</b>
Destruction/Damage/Vandalism of Property		38
<b>FRAUD OFFENSES</b>		<b>1</b>
False Pretenses/Swindle/Confidence Game		1
<b>STOLEN PROPERTY OFFENSES</b>		<b>1</b>
Stolen Property Offenses		1
<b>WEAPON LAW VIOLATIONS</b>		<b>1</b>
Weapon Law Violations		1

# Offenses (Group "A") by Agency

2002

COUNTY

AGENCY

OFFENSE CATEGORY

OFFENSE

# OF OFFENSES

Oak Hill SP	TOTAL	274
<b>SEX OFFENSES, FORCIBLE</b>		<b>4</b>
Forcible Fondling		4
<b>ASSAULT OFFENSES</b>		<b>55</b>
Aggravated Assault		9
Intimidation		6
Simple Assault		40
<b>BURGLARY/BREAKING &amp; ENTERING</b>		<b>30</b>
Burglary/Breaking & Entering		30
<b>LARCENY/THEFT OFFENSES</b>		<b>91</b>
All Other Larceny		19
Shoplifting		3
Theft From Building		11
Theft From Motor Vehicle		42
Theft of Motor Vehicle Parts/Accessories		16
<b>MOTOR VEHICLE THEFT</b>		<b>13</b>
Motor Vehicle Theft		13
<b>ARSON</b>		<b>2</b>
Arson		2
<b>COUNTERFEITING/FORGERY</b>		<b>13</b>
Counterfeiting/Forgery		13
<b>DESTRUCTION/DAMAGE/VANDALISM OF PROPERTY</b>		<b>49</b>
Destruction/Damage/Vandalism of Property		49
<b>FRAUD OFFENSES</b>		<b>8</b>
False Pretenses/Swindle/Confidence Game		7
Impersonation		1
<b>STOLEN PROPERTY OFFENSES</b>		<b>2</b>
Stolen Property Offenses		2
<b>DRUG/NARCOTIC OFFENSES</b>		<b>7</b>
Drug/Narcotic Violations		7

# Offenses (Group "A") by Agency

2002

COUNTY

AGENCY

OFFENSE CATEGORY

OFFENSE

# OF OFFENSES

Smithers PD	TOTAL	25
<b>ASSAULT OFFENSES</b>		<b>5</b>
Aggravated Assault		1
Intimidation		2
Simple Assault		2
<b>BURGLARY/BREAKING &amp; ENTERING</b>		<b>2</b>
Burglary/Breaking & Entering		2
<b>LARCENY/THEFT OFFENSES</b>		<b>9</b>
All Other Larceny		2
Shoplifting		3
Theft From Building		2
Theft From Motor Vehicle		2
<b>ARSON</b>		<b>1</b>
Arson		1
<b>DESTRUCTION/DAMAGE/VANDALISM OF PROPERTY</b>		<b>7</b>
Destruction/Damage/Vandalism of Property		7
<b>DRUG/NARCOTIC OFFENSES</b>		<b>1</b>
Drug/Narcotic Violations		1
<b>Turnpike - Fayette</b>	<b>TOTAL</b>	<b>27</b>
<b>LARCENY/THEFT OFFENSES</b>		<b>1</b>
Theft From Motor Vehicle		1
<b>DRUG/NARCOTIC OFFENSES</b>		<b>25</b>
Drug/Narcotic Violations		25
<b>WEAPON LAW VIOLATIONS</b>		<b>1</b>
Weapon Law Violations		1

# Offenses (Group "A") by Agency

2002

**COUNTY**

**AGENCY**

**OFFENSE CATEGORY**

**OFFENSE**

**# OF OFFENSES**

<u>WVU Tech-Security</u>	<u>TOTAL</u>	<u>29</u>
<b>ASSAULT OFFENSES</b>		<b>3</b>
Intimidation		2
Simple Assault		1
<b>BURGLARY/BREAKING &amp; ENTERING</b>		<b>3</b>
Burglary/Breaking & Entering		3
<b>LARCENY/THEFT OFFENSES</b>		<b>13</b>
All Other Larceny		3
Theft From Building		3
Theft From Motor Vehicle		7
<b>ARSON</b>		<b>1</b>
Arson		1
<b>DESTRUCTION/DAMAGE/VANDALISM OF PROPERTY</b>		<b>7</b>
Destruction/Damage/Vandalism of Property		7
<b>DRUG/NARCOTIC OFFENSES</b>		<b>2</b>
Drug/Narcotic Violations		2
<b>Gilmer County TOTAL</b>		<b>210</b>

# Offenses (Group "A") by Agency

2002

COUNTY

AGENCY

OFFENSE CATEGORY

OFFENSE

# OF OFFENSES

<u>Gilmer Co SO</u>	<u>TOTAL</u>	<u>87</u>
<b>SEX OFFENSES, FORCIBLE</b>		<b>4</b>
Forcible Fondling		2
Forcible Rape		2
<b>ASSAULT OFFENSES</b>		<b>14</b>
Aggravated Assault		1
Intimidation		1
Simple Assault		12
<b>ROBBERY</b>		<b>1</b>
Robbery		1
<b>BURGLARY/BREAKING &amp; ENTERING</b>		<b>17</b>
Burglary/Breaking & Entering		17
<b>LARCENY/THEFT OFFENSES</b>		<b>24</b>
All Other Larceny		9
Shoplifting		1
Theft From Building		7
Theft From Coin Operated Machine or Device		2
Theft From Motor Vehicle		4
Theft of Motor Vehicle Parts/Accessories		1
<b>MOTOR VEHICLE THEFT</b>		<b>4</b>
Motor Vehicle Theft		4
<b>ARSON</b>		<b>3</b>
Arson		3
<b>DESTRUCTION/DAMAGE/VANDALISM OF PROPERTY</b>		<b>17</b>
Destruction/Damage/Vandalism of Property		17
<b>FRAUD OFFENSES</b>		<b>1</b>
False Pretenses/Swindle/Confidence Game		1
<b>STOLEN PROPERTY OFFENSES</b>		<b>1</b>
Stolen Property Offenses		1
<b>DRUG/NARCOTIC OFFENSES</b>		<b>1</b>
Drug/Narcotic Violations		1

# Offenses (Group "A") by Agency

2002

COUNTY

AGENCY

OFFENSE CATEGORY

OFFENSE

# OF OFFENSES

<u>Glenville PD</u>	<u>TOTAL</u>	<u>40</u>
<b>ASSAULT OFFENSES</b>		<b>21</b>
Aggravated Assault		5
Intimidation		4
Simple Assault		13
<b>BURGLARY/BREAKING &amp; ENTERING</b>		<b>7</b>
Burglary/Breaking & Entering		7
<b>LARCENY/THEFT OFFENSES</b>		<b>6</b>
All Other Larceny		4
Theft From Building		2
<b>MOTOR VEHICLE THEFT</b>		<b>2</b>
Motor Vehicle Theft		2
<b>ARSON</b>		<b>1</b>
Arson		1
<b>DRUG/NARCOTIC OFFENSES</b>		<b>2</b>
Drug/Narcotic Violations		2



# Offenses (Group "A") by Agency

2002

COUNTY

AGENCY

OFFENSE CATEGORY

OFFENSE

# OF OFFENSES

Glenville SP	TOTAL	79
<b>SEX OFFENSES, FORCIBLE</b>		<b>2</b>
Forcible Fondling		1
Sexual Assault With An Object		1
<b>ASSAULT OFFENSES</b>		<b>21</b>
Aggravated Assault		5
Intimidation		4
Simple Assault		12
<b>BURGLARY/BREAKING &amp; ENTERING</b>		<b>5</b>
Burglary/Breaking & Entering		5
<b>LARCENY/THEFT OFFENSES</b>		<b>20</b>
All Other Larceny		11
Theft From Motor Vehicle		2
Theft of Motor Vehicle Parts/Accessories		7
<b>MOTOR VEHICLE THEFT</b>		<b>3</b>
Motor Vehicle Theft		3
<b>ARSON</b>		<b>2</b>
Arson		2
<b>COUNTERFEITING/FORGERY</b>		<b>1</b>
Counterfeiting/Forgery		1
<b>DESTRUCTION/DAMAGE/VANDALISM OF PROPERTY</b>		<b>10</b>
Destruction/Damage/Vandalism of Property		10
<b>FRAUD OFFENSES</b>		<b>2</b>
False Pretenses/Swindle/Confidence Game		2
<b>STOLEN PROPERTY OFFENSES</b>		<b>1</b>
Stolen Property Offenses		1
<b>DRUG/NARCOTIC OFFENSES</b>		<b>11</b>
Drug/Narcotic Violations		11
<b>WEAPON LAW VIOLATIONS</b>		<b>1</b>
Weapon Law Violations		1

# Offenses (Group "A") by Agency

2002

**COUNTY**

**AGENCY**

**OFFENSE CATEGORY**

**OFFENSE**

**# OF OFFENSES**

		<b># OF OFFENSES</b>
<b>Glenville State College</b>	<b>TOTAL</b>	<b>6</b>
	<b>ASSAULT OFFENSES</b>	<b>2</b>
	Simple Assault	2
	<b>LARCENY/THEFT OFFENSES</b>	<b>3</b>
	Theft From Building	2
	Theft From Motor Vehicle	1
	<b>DESTRUCTION/DAMAGE/VANDALISM OF PROPERTY</b>	<b>1</b>
	Destruction/Damage/Vandalism of Property	1
<b>Grant</b>	<b>County TOTAL</b>	<b>212</b>
<b>DNR - 2 - Grant</b>	<b>TOTAL</b>	<b>5</b>
	<b>STOLEN PROPERTY OFFENSES</b>	<b>2</b>
	Stolen Property Offenses	2
	<b>DRUG/NARCOTIC OFFENSES</b>	<b>2</b>
	Drug/Narcotic Violations	2
	<b>WEAPON LAW VIOLATIONS</b>	<b>1</b>
	Weapon Law Violations	1
<b>FIRE MARSHAL - GRANT</b>	<b>TOTAL</b>	<b>3</b>
	<b>ARSON</b>	<b>3</b>
	Arson	3

# Offenses (Group "A") by Agency

2002

COUNTY

AGENCY

OFFENSE CATEGORY

OFFENSE

# OF OFFENSES

Grant Co SO	TOTAL	124
<b>SEX OFFENSES, NONFORCIBLE</b>		<b>1</b>
Statutory Rape		1
<b>ASSAULT OFFENSES</b>		<b>31</b>
Aggravated Assault		2
Intimidation		4
Simple Assault		25
<b>BURGLARY/BREAKING &amp; ENTERING</b>		<b>13</b>
Burglary/Breaking & Entering		13
<b>LARCENY/THEFT OFFENSES</b>		<b>28</b>
All Other Larceny		13
Pocket-picking		1
Shoplifting		3
Theft From Building		7
Theft From Motor Vehicle		3
Theft of Motor Vehicle Parts/Accessories		1
<b>MOTOR VEHICLE THEFT</b>		<b>5</b>
Motor Vehicle Theft		5
<b>ARSON</b>		<b>1</b>
Arson		1
<b>COUNTERFEITING/FORGERY</b>		<b>3</b>
Counterfeiting/Forgery		3
<b>DESTRUCTION/DAMAGE/VANDALISM OF PROPERTY</b>		<b>32</b>
Destruction/Damage/Vandalism of Property		32
<b>EMBEZZLEMENT</b>		<b>4</b>
Embezzlement		4
<b>FRAUD OFFENSES</b>		<b>6</b>
False Pretenses/Swindle/Confidence Game		5
Impersonation		1

# Offenses (Group "A") by Agency

2002

COUNTY

AGENCY

OFFENSE CATEGORY

OFFENSE

# OF OFFENSES

<u>Petersburg PD</u>	<u>TOTAL</u>	<u>38</u>
<b>ASSAULT OFFENSES</b>		<b>8</b>
Aggravated Assault		2
Simple Assault		6
<b>BURGLARY/BREAKING &amp; ENTERING</b>		<b>8</b>
Burglary/Breaking & Entering		8
<b>LARCENY/THEFT OFFENSES</b>		<b>12</b>
All Other Larceny		2
Purse-snatching		1
Shoplifting		2
Theft From Motor Vehicle		6
Theft of Motor Vehicle Parts/Accessories		1
<b>MOTOR VEHICLE THEFT</b>		<b>1</b>
Motor Vehicle Theft		1
<b>DESTRUCTION/DAMAGE/VANDALISM OF PROPERTY</b>		<b>9</b>
Destruction/Damage/Vandalism of Property		9

# Offenses (Group "A") by Agency

2002

COUNTY

AGENCY

OFFENSE CATEGORY

OFFENSE

# OF OFFENSES

<u>Petersburg SP</u>	<u>TOTAL</u>	<u>51</u>
<b>SEX OFFENSES, FORCIBLE</b>		<b>1</b>
Forcible Fondling		1
<b>SEX OFFENSES, NONFORCIBLE</b>		<b>1</b>
Incest		1
<b>ASSAULT OFFENSES</b>		<b>15</b>
Aggravated Assault		3
Intimidation		2
Simple Assault		10
<b>BURGLARY/BREAKING &amp; ENTERING</b>		<b>3</b>
Burglary/Breaking & Entering		3
<b>LARCENY/THEFT OFFENSES</b>		<b>10</b>
All Other Larceny		4
Theft From Motor Vehicle		2
Theft of Motor Vehicle Parts/Accessories		4
<b>MOTOR VEHICLE THEFT</b>		<b>1</b>
Motor Vehicle Theft		1
<b>ARSON</b>		<b>2</b>
Arson		2
<b>COUNTERFEITING/FORGERY</b>		<b>1</b>
Counterfeiting/Forgery		1
<b>DESTRUCTION/DAMAGE/VANDALISM OF PROPERTY</b>		<b>9</b>
Destruction/Damage/Vandalism of Property		9
<b>FRAUD OFFENSES</b>		<b>4</b>
False Pretenses/Swindle/Confidence Game		4
<b>DRUG/NARCOTIC OFFENSES</b>		<b>4</b>
Drug/Narcotic Violations		4
<b>tf POTOMAC HIGHLANDS DRUG &amp; VIOLATION</b>		<b>1</b>
<b>DRUG/NARCOTIC OFFENSES</b>		<b>1</b>
Drug/Narcotic Violations		1
<b>Greenbrier County TOTAL</b>		<b>767</b>

# Offenses (Group "A") by Agency

2002

COUNTY

AGENCY

OFFENSE CATEGORY

OFFENSE

# OF OFFENSES

---

<u>DNR - 4 - Greenbrier</u>	<u>TOTAL</u>	<u>6</u>
<b>ASSAULT OFFENSES</b>		<b>1</b>
Simple Assault		1
<b>DRUG/NARCOTIC OFFENSES</b>		<b>1</b>
Drug/Narcotic Violations		1
<b>WEAPON LAW VIOLATIONS</b>		<b>4</b>
Weapon Law Violations		4

# Offenses (Group "A") by Agency

2002

COUNTY

AGENCY

OFFENSE CATEGORY

OFFENSE

# OF OFFENSES

<u>Greenbrier Co SO</u>	<u>TOTAL</u>	<u>155</u>
<b>SEX OFFENSES, FORCIBLE</b>		<b>2</b>
Forcible Fondling		1
Forcible Rape		1
<b>ASSAULT OFFENSES</b>		<b>41</b>
Aggravated Assault		9
Intimidation		3
Simple Assault		29
<b>KIDNAPING/ABDUCTION</b>		<b>2</b>
Kidnaping/Abduction		2
<b>BURGLARY/BREAKING &amp; ENTERING</b>		<b>1</b>
Burglary/Breaking & Entering		1
<b>LARCENY/THEFT OFFENSES</b>		<b>54</b>
All Other Larceny		8
Shoplifting		2
Theft From Building		34
Theft From Coin Operated Machine or Device		1
Theft From Motor Vehicle		7
Theft of Motor Vehicle Parts/Accessories		2
<b>MOTOR VEHICLE THEFT</b>		<b>3</b>
Motor Vehicle Theft		3
<b>DESTRUCTION/DAMAGE/VANDALISM OF PROPERTY</b>		<b>40</b>
Destruction/Damage/Vandalism of Property		40
<b>FRAUD OFFENSES</b>		<b>4</b>
False Pretenses/Swindle/Confidence Game		3
Welfare Fraud		1
<b>DRUG/NARCOTIC OFFENSES</b>		<b>6</b>
Drug/Narcotic Violations		6
<b>WEAPON LAW VIOLATIONS</b>		<b>2</b>
Weapon Law Violations		2

# Offenses (Group "A") by Agency

2002

COUNTY

AGENCY

OFFENSE CATEGORY

OFFENSE

# OF OFFENSES

<u>Lewisburg PD</u>	<u>TOTAL</u>	<u>206</u>
<b>SEX OFFENSES, FORCIBLE</b>		<b>1</b>
Forcible Rape		1
<b>ASSAULT OFFENSES</b>		<b>25</b>
Simple Assault		25
<b>BURGLARY/BREAKING &amp; ENTERING</b>		<b>12</b>
Burglary/Breaking & Entering		12
<b>LARCENY/THEFT OFFENSES</b>		<b>94</b>
All Other Larceny		10
Pocket-picking		1
Purse-snatching		2
Shoplifting		68
Theft From Building		3
Theft From Coin Operated Machine or Device		2
Theft From Motor Vehicle		8
<b>MOTOR VEHICLE THEFT</b>		<b>2</b>
Motor Vehicle Theft		2
<b>ARSON</b>		<b>2</b>
Arson		2
<b>COUNTERFEITING/FORGERY</b>		<b>3</b>
Counterfeiting/Forgery		3
<b>DESTRUCTION/DAMAGE/VANDALISM OF PROPERTY</b>		<b>13</b>
Destruction/Damage/Vandalism of Property		13
<b>FRAUD OFFENSES</b>		<b>7</b>
Credit Card/Automatic Teller Fraud		3
False Pretenses/Swindle/Confidence Game		4
<b>STOLEN PROPERTY OFFENSES</b>		<b>4</b>
Stolen Property Offenses		4
<b>DRUG/NARCOTIC OFFENSES</b>		<b>37</b>
Drug/Narcotic Violations		37
<b>WEAPON LAW VIOLATIONS</b>		<b>6</b>
Weapon Law Violations		6



# Offenses (Group "A") by Agency

2002

COUNTY

AGENCY

OFFENSE CATEGORY

OFFENSE

# OF OFFENSES

<u>Lewisburg SP</u>	<u>TOTAL</u>	<u>249</u>
<b>HOMICIDE OFFENSES</b>		<b>1</b>
Murder and Nonnegligent Manslaughter		1
<b>SEX OFFENSES, FORCIBLE</b>		<b>3</b>
Forcible Fondling		1
Forcible Rape		1
Forcible Sodomy		1
<b>ASSAULT OFFENSES</b>		<b>55</b>
Aggravated Assault		10
Intimidation		12
Simple Assault		33
<b>BURGLARY/BREAKING &amp; ENTERING</b>		<b>31</b>
Burglary/Breaking & Entering		31
<b>LARCENY/THEFT OFFENSES</b>		<b>65</b>
All Other Larceny		27
Pocket-picking		1
Purse-snatching		6
Shoplifting		2
Theft From Building		13
Theft From Motor Vehicle		10
Theft of Motor Vehicle Parts/Accessories		6
<b>MOTOR VEHICLE THEFT</b>		<b>5</b>
Motor Vehicle Theft		5
<b>ARSON</b>		<b>3</b>
Arson		3
<b>COUNTERFEITING/FORGERY</b>		<b>21</b>
Counterfeiting/Forgery		21
<b>DESTRUCTION/DAMAGE/VANDALISM OF PROPERTY</b>		<b>52</b>
Destruction/Damage/Vandalism of Property		52
<b>FRAUD OFFENSES</b>		<b>11</b>
Credit Card/Automatic Teller Fraud		3
False Pretenses/Swindle/Confidence Game		7
Impersonation		1
<b>WEAPON LAW VIOLATIONS</b>		<b>2</b>
Weapon Law Violations		2

# Offenses (Group "A") by Agency

2002

COUNTY

AGENCY

OFFENSE CATEGORY

OFFENSE

# OF OFFENSES

<u>Rainelle SP</u>	<u>TOTAL</u>	<u>105</u>
<b>ASSAULT OFFENSES</b>		<b>17</b>
Aggravated Assault		4
Intimidation		2
Simple Assault		11
<b>BURGLARY/BREAKING &amp; ENTERING</b>		<b>15</b>
Burglary/Breaking & Entering		15
<b>LARCENY/THEFT OFFENSES</b>		<b>24</b>
All Other Larceny		16
Purse-snatching		2
Shoplifting		2
Theft From Motor Vehicle		1
Theft of Motor Vehicle Parts/Accessories		3
<b>MOTOR VEHICLE THEFT</b>		<b>3</b>
Motor Vehicle Theft		3
<b>ARSON</b>		<b>1</b>
Arson		1
<b>COUNTERFEITING/FORGERY</b>		<b>3</b>
Counterfeiting/Forgery		3
<b>DESTRUCTION/DAMAGE/VANDALISM OF PROPERTY</b>		<b>40</b>
Destruction/Damage/Vandalism of Property		40
<b>EMBEZZLEMENT</b>		<b>1</b>
Embezzlement		1
<b>FRAUD OFFENSES</b>		<b>1</b>
Impersonation		1

# Offenses (Group "A") by Agency

2002

COUNTY

AGENCY

OFFENSE CATEGORY

OFFENSE

# OF OFFENSES

<u>Ronceverte PD</u>	<u>TOTAL</u>	<u>77</u>
<b>SEX OFFENSES, NONFORCIBLE</b>		<b>1</b>
Statutory Rape		1
<b>ASSAULT OFFENSES</b>		<b>5</b>
Aggravated Assault		1
Simple Assault		4
<b>BURGLARY/BREAKING &amp; ENTERING</b>		<b>14</b>
Burglary/Breaking & Entering		14
<b>LARCENY/THEFT OFFENSES</b>		<b>18</b>
All Other Larceny		5
Shoplifting		1
Theft From Building		8
Theft From Motor Vehicle		4
<b>MOTOR VEHICLE THEFT</b>		<b>2</b>
Motor Vehicle Theft		2
<b>COUNTERFEITING/FORGERY</b>		<b>1</b>
Counterfeiting/Forgery		1
<b>DESTRUCTION/DAMAGE/VANDALISM OF PROPERTY</b>		<b>36</b>
Destruction/Damage/Vandalism of Property		36
<u>White Sulfur Springs PD</u>	<u>TOTAL</u>	<u>9</u>
<b>ASSAULT OFFENSES</b>		<b>6</b>
Intimidation		1
Simple Assault		5
<b>LARCENY/THEFT OFFENSES</b>		<b>1</b>
Theft of Motor Vehicle Parts/Accessories		1
<b>MOTOR VEHICLE THEFT</b>		<b>1</b>
Motor Vehicle Theft		1
<b>DESTRUCTION/DAMAGE/VANDALISM OF PROPERTY</b>		<b>1</b>
Destruction/Damage/Vandalism of Property		1
<b>Hampshire County TOTAL</b>		<b>717</b>

# Offenses (Group "A") by Agency

2002

**COUNTY**

**AGENCY**

**OFFENSE CATEGORY**

**OFFENSE**

**# OF OFFENSES**

<b>AGENCY</b>	<b>TOTAL</b>	<b># OF OFFENSES</b>
<b>Capon Bridge PD</b>	<b>8</b>	
<b>ASSAULT OFFENSES</b>		<b>2</b>
Simple Assault		2
<b>BURGLARY/BREAKING &amp; ENTERING</b>		<b>1</b>
Burglary/Breaking & Entering		1
<b>LARCENY/THEFT OFFENSES</b>		<b>2</b>
Theft From Motor Vehicle		1
Theft of Motor Vehicle Parts/Accessories		1
<b>COUNTERFEITING/FORGERY</b>		<b>1</b>
Counterfeiting/Forgery		1
<b>DESTRUCTION/DAMAGE/VANDALISM OF PROPERTY</b>		<b>1</b>
Destruction/Damage/Vandalism of Property		1
<b>DRUG/NARCOTIC OFFENSES</b>		<b>1</b>
Drug/Narcotic Violations		1
<b>DNR - 2 - Hampshire</b>	<b>2</b>	
<b>DRUG/NARCOTIC OFFENSES</b>		<b>2</b>
Drug/Narcotic Violations		2
<b>FIRE MARSHAL - Hampshire</b>	<b>2</b>	
<b>ARSON</b>		<b>2</b>
Arson		2

# Offenses (Group "A") by Agency

2002

COUNTY

AGENCY

OFFENSE CATEGORY

OFFENSE

# OF OFFENSES

Hampshire Co SO	TOTAL	203
<b>SEX OFFENSES, FORCIBLE</b>		<b>4</b>
Forcible Fondling		4
<b>ASSAULT OFFENSES</b>		<b>49</b>
Aggravated Assault		15
Intimidation		9
Simple Assault		28
<b>KIDNAPING/ABDUCTION</b>		<b>1</b>
Kidnaping/Abduction		1
<b>BURGLARY/BREAKING &amp; ENTERING</b>		<b>41</b>
Burglary/Breaking & Entering		41
<b>LARCENY/THEFT OFFENSES</b>		<b>29</b>
All Other Larceny		10
Purse-snatching		5
Theft From Building		3
Theft From Coin Operated Machine or Device		1
Theft From Motor Vehicle		9
Theft of Motor Vehicle Parts/Accessories		1
<b>MOTOR VEHICLE THEFT</b>		<b>4</b>
Motor Vehicle Theft		4
<b>COUNTERFEITING/FORGERY</b>		<b>1</b>
Counterfeiting/Forgery		1
<b>DESTRUCTION/DAMAGE/VANDALISM OF PROPERTY</b>		<b>45</b>
Destruction/Damage/Vandalism of Property		45
<b>FRAUD OFFENSES</b>		<b>3</b>
Credit Card/Automatic Teller Fraud		1
False Pretenses/Swindle/Confidence Game		2
<b>STOLEN PROPERTY OFFENSES</b>		<b>3</b>
Stolen Property Offenses		3
<b>DRUG/NARCOTIC OFFENSES</b>		<b>18</b>
Drug Equipment Violations		1
Drug/Narcotic Violations		17
<b>WEAPON LAW VIOLATIONS</b>		<b>2</b>
Weapon Law Violations		2

# Offenses (Group "A") by Agency

2002

COUNTY

AGENCY

OFFENSE CATEGORY

OFFENSE

# OF OFFENSES

<u>Romney PD</u>	<u>TOTAL</u>	<u>44</u>
<b>ASSAULT OFFENSES</b>		<b>9</b>
Aggravated Assault		2
Intimidation		1
Simple Assault		6
<b>BURGLARY/BREAKING &amp; ENTERING</b>		<b>1</b>
Burglary/Breaking & Entering		1
<b>LARCENY/THEFT OFFENSES</b>		<b>10</b>
All Other Larceny		6
Theft From Motor Vehicle		3
Theft of Motor Vehicle Parts/Accessories		1
<b>MOTOR VEHICLE THEFT</b>		<b>4</b>
Motor Vehicle Theft		4
<b>COUNTERFEITING/FORGERY</b>		<b>4</b>
Counterfeiting/Forgery		4
<b>DESTRUCTION/DAMAGE/VANDALISM OF PROPERTY</b>		<b>11</b>
Destruction/Damage/Vandalism of Property		11
<b>EMBEZZLEMENT</b>		<b>1</b>
Embezzlement		1
<b>STOLEN PROPERTY OFFENSES</b>		<b>1</b>
Stolen Property Offenses		1
<b>DRUG/NARCOTIC OFFENSES</b>		<b>2</b>
Drug Equipment Violations		1
Drug/Narcotic Violations		1
<b>WEAPON LAW VIOLATIONS</b>		<b>1</b>
Weapon Law Violations		1

# Offenses (Group "A") by Agency

2002

COUNTY

AGENCY

OFFENSE CATEGORY

OFFENSE

# OF OFFENSES

<u>Romney SP</u>	<u>TOTAL</u>	<u>534</u>
<b>HOMICIDE OFFENSES</b>		<b>1</b>
Murder and Nonnegligent Manslaughter		1
<b>SEX OFFENSES, FORCIBLE</b>		<b>9</b>
Forcible Fondling		4
Forcible Rape		4
Sexual Assault With An Object		1
<b>SEX OFFENSES, NONFORCIBLE</b>		<b>2</b>
Statutory Rape		2
<b>ASSAULT OFFENSES</b>		<b>180</b>
Aggravated Assault		24
Intimidation		34
Simple Assault		127
<b>KIDNAPING/ABDUCTION</b>		<b>2</b>
Kidnaping/Abduction		2
<b>BURGLARY/BREAKING &amp; ENTERING</b>		<b>80</b>
Burglary/Breaking & Entering		80
<b>LARCENY/THEFT OFFENSES</b>		<b>79</b>
All Other Larceny		52
Shoplifting		2
Theft of Motor Vehicle Parts/Accessories		25
<b>MOTOR VEHICLE THEFT</b>		<b>19</b>
Motor Vehicle Theft		19
<b>ARSON</b>		<b>5</b>
Arson		5
<b>COUNTERFEITING/FORGERY</b>		<b>10</b>
Counterfeiting/Forgery		10
<b>DESTRUCTION/DAMAGE/VANDALISM OF PROPERTY</b>		<b>110</b>
Destruction/Damage/Vandalism of Property		110
<b>FRAUD OFFENSES</b>		<b>5</b>
Credit Card/Automatic Teller Fraud		1
False Pretenses/Swindle/Confidence Game		3
Impersonation		1
<b>STOLEN PROPERTY OFFENSES</b>		<b>5</b>
Stolen Property Offenses		5
<b>DRUG/NARCOTIC OFFENSES</b>		<b>17</b>
Drug Equipment Violations		1

# Offenses (Group "A") by Agency

2002

COUNTY

AGENCY

OFFENSE CATEGORY

OFFENSE

# OF OFFENSES

COUNTY	AGENCY	OFFENSE CATEGORY	OFFENSE	# OF OFFENSES
			Drug/Narcotic Violations	16
		<b>WEAPON LAW VIOLATIONS</b>		<b>5</b>
			Weapon Law Violations	5
<b>Hancock</b>	<b>County</b>	<b>TOTAL</b>		<b>1,025</b>
	<b>DNR - 1 - Hancock</b>	<b>TOTAL</b>		<b>2</b>
		<b>FRAUD OFFENSES</b>		<b>1</b>
			False Pretenses/Swindle/Confidence Game	1
		<b>WEAPON LAW VIOLATIONS</b>		<b>1</b>
			Weapon Law Violations	1
	<b>FIRE MARSHAL - Hancock</b>	<b>TOTAL</b>		<b>9</b>
		<b>ARSON</b>		<b>9</b>
			Arson	9
	<b>Hancock Co SO</b>	<b>TOTAL</b>		<b>1</b>
		<b>ASSAULT OFFENSES</b>		<b>1</b>
			Aggravated Assault	1



# Offenses (Group "A") by Agency

2002

COUNTY

AGENCY

OFFENSE CATEGORY

OFFENSE

# OF OFFENSES

<u>New Cumberland PD</u>	<u>TOTAL</u>	<u>57</u>
<b>ASSAULT OFFENSES</b>		<b>22</b>
Aggravated Assault		2
Intimidation		7
Simple Assault		13
<b>BURGLARY/BREAKING &amp; ENTERING</b>		<b>3</b>
Burglary/Breaking & Entering		3
<b>LARCENY/THEFT OFFENSES</b>		<b>6</b>
Pocket-picking		1
Theft From Building		3
Theft From Motor Vehicle		2
<b>ARSON</b>		<b>3</b>
Arson		3
<b>COUNTERFEITING/FORGERY</b>		<b>1</b>
Counterfeiting/Forgery		1
<b>DESTRUCTION/DAMAGE/VANDALISM OF PROPERTY</b>		<b>11</b>
Destruction/Damage/Vandalism of Property		11
<b>FRAUD OFFENSES</b>		<b>1</b>
Impersonation		1
<b>DRUG/NARCOTIC OFFENSES</b>		<b>10</b>
Drug/Narcotic Violations		10
<u>New Cumberland SP</u>	<u>TOTAL</u>	<u>9</u>
<b>SEX OFFENSES, FORCIBLE</b>		<b>1</b>
Forcible Fondling		1
<b>SEX OFFENSES, NONFORCIBLE</b>		<b>2</b>
Incest		1
Statutory Rape		1
<b>ASSAULT OFFENSES</b>		<b>5</b>
Aggravated Assault		2
Intimidation		1
Simple Assault		2
<b>BURGLARY/BREAKING &amp; ENTERING</b>		<b>1</b>
Burglary/Breaking & Entering		1

# Offenses (Group "A") by Agency

2002

COUNTY

AGENCY

OFFENSE CATEGORY

OFFENSE

# OF OFFENSES

<u>Weirton PD</u>	<u>TOTAL</u>	<u>947</u>
<b>SEX OFFENSES, FORCIBLE</b>		<b>4</b>
Forcible Rape		4
<b>SEX OFFENSES, NONFORCIBLE</b>		<b>2</b>
Statutory Rape		2
<b>ASSAULT OFFENSES</b>		<b>279</b>
Aggravated Assault		17
Intimidation		58
Simple Assault		204
<b>ROBBERY</b>		<b>7</b>
Robbery		7
<b>BURGLARY/BREAKING &amp; ENTERING</b>		<b>82</b>
Burglary/Breaking & Entering		82
<b>LARCENY/THEFT OFFENSES</b>		<b>280</b>
All Other Larceny		97
Purse-snatching		3
Shoplifting		79
Theft From Building		12
Theft From Coin Operated Machine or Device		2
Theft From Motor Vehicle		74
Theft of Motor Vehicle Parts/Accessories		13
<b>MOTOR VEHICLE THEFT</b>		<b>13</b>
Motor Vehicle Theft		13
<b>ARSON</b>		<b>3</b>
Arson		3
<b>COUNTERFEITING/FORGERY</b>		<b>29</b>
Counterfeiting/Forgery		29
<b>DESTRUCTION/DAMAGE/VANDALISM OF PROPERTY</b>		<b>190</b>
Destruction/Damage/Vandalism of Property		190
<b>EMBEZZLEMENT</b>		<b>5</b>
Embezzlement		5
<b>FRAUD OFFENSES</b>		<b>48</b>
Credit Card/Automatic Teller Fraud		6
False Pretenses/Swindle/Confidence Game		42
<b>STOLEN PROPERTY OFFENSES</b>		<b>1</b>
Stolen Property Offenses		1
<b>DRUG/NARCOTIC OFFENSES</b>		<b>4</b>

# Offenses (Group "A") by Agency

2002

COUNTY

AGENCY

OFFENSE CATEGORY

OFFENSE

# OF OFFENSES

COUNTY	AGENCY	OFFENSE CATEGORY	OFFENSE	# OF OFFENSES
			Drug/Narcotic Violations	4
<b>Hardy</b>	<b>County TOTAL</b>			<b>334</b>
	<b>DNR - 2 - Hardy</b>	<b>TOTAL</b>		<b>4</b>
		<b>DRUG/NARCOTIC OFFENSES</b>		<b>3</b>
		Drug/Narcotic Violations		3
		<b>WEAPON LAW VIOLATIONS</b>		<b>1</b>
		Weapon Law Violations		1
	<b>FIRE MARSHAL - Hardy</b>	<b>TOTAL</b>		<b>2</b>
		<b>ARSON</b>		<b>2</b>
		Arson		2
	<b>Hardy Co SO</b>	<b>TOTAL</b>		<b>73</b>
		<b>ASSAULT OFFENSES</b>		<b>10</b>
		Aggravated Assault		1
		Intimidation		2
		Simple Assault		7
		<b>BURGLARY/BREAKING &amp; ENTERING</b>		<b>17</b>
		Burglary/Breaking & Entering		17
		<b>LARCENY/THEFT OFFENSES</b>		<b>18</b>
		All Other Larceny		9
		Theft From Building		4
		Theft From Motor Vehicle		4
		Theft of Motor Vehicle Parts/Accessories		1
		<b>ARSON</b>		<b>1</b>
		Arson		1
		<b>COUNTERFEITING/FORGERY</b>		<b>3</b>
		Counterfeiting/Forgery		3
		<b>DESTRUCTION/DAMAGE/VANDALISM OF PROPERTY</b>		<b>17</b>
		Destruction/Damage/Vandalism of Property		17
		<b>EMBEZZLEMENT</b>		<b>1</b>
		Embezzlement		1
		<b>FRAUD OFFENSES</b>		<b>3</b>
		False Pretenses/Swindle/Confidence Game		3
		<b>DRUG/NARCOTIC OFFENSES</b>		<b>2</b>
		Drug/Narcotic Violations		2
		<b>WEAPON LAW VIOLATIONS</b>		<b>1</b>
		Weapon Law Violations		1

# Offenses (Group "A") by Agency

2002

COUNTY

AGENCY

OFFENSE CATEGORY

OFFENSE

# OF OFFENSES

Moorefield PD	TOTAL	129
<b>SEX OFFENSES, NONFORCIBLE</b>		<b>1</b>
Statutory Rape		1
<b>ASSAULT OFFENSES</b>		<b>53</b>
Aggravated Assault		9
Intimidation		4
Simple Assault		42
<b>ROBBERY</b>		<b>1</b>
Robbery		1
<b>BURGLARY/BREAKING &amp; ENTERING</b>		<b>12</b>
Burglary/Breaking & Entering		12
<b>LARCENY/THEFT OFFENSES</b>		<b>21</b>
All Other Larceny		4
Shoplifting		1
Theft From Building		10
Theft From Motor Vehicle		7
<b>MOTOR VEHICLE THEFT</b>		<b>3</b>
Motor Vehicle Theft		3
<b>ARSON</b>		<b>1</b>
Arson		1
<b>COUNTERFEITING/FORGERY</b>		<b>5</b>
Counterfeiting/Forgery		5
<b>DESTRUCTION/DAMAGE/VANDALISM OF PROPERTY</b>		<b>16</b>
Destruction/Damage/Vandalism of Property		16
<b>FRAUD OFFENSES</b>		<b>3</b>
False Pretenses/Swindle/Confidence Game		3
Impersonation		1
<b>STOLEN PROPERTY OFFENSES</b>		<b>1</b>
Stolen Property Offenses		1
<b>DRUG/NARCOTIC OFFENSES</b>		<b>6</b>
Drug/Narcotic Violations		6
<b>WEAPON LAW VIOLATIONS</b>		<b>2</b>
Weapon Law Violations		2

# Offenses (Group "A") by Agency

2002

COUNTY

AGENCY

OFFENSE CATEGORY

OFFENSE

# OF OFFENSES

<u>Moorefield SP</u>	<u>TOTAL</u>	<u>177</u>
<b>SEX OFFENSES, FORCIBLE</b>		<b>4</b>
Forcible Fondling		2
Forcible Rape		1
Sexual Assault With An Object		1
<b>ASSAULT OFFENSES</b>		<b>45</b>
Aggravated Assault		12
Intimidation		5
Simple Assault		30
<b>KIDNAPING/ABDUCTION</b>		<b>3</b>
Kidnaping/Abduction		3
<b>BURGLARY/BREAKING &amp; ENTERING</b>		<b>34</b>
Burglary/Breaking & Entering		34
<b>LARCENY/THEFT OFFENSES</b>		<b>35</b>
All Other Larceny		18
Shoplifting		1
Theft From Building		1
Theft From Motor Vehicle		3
Theft of Motor Vehicle Parts/Accessories		13
<b>MOTOR VEHICLE THEFT</b>		<b>8</b>
Motor Vehicle Theft		8
<b>ARSON</b>		<b>3</b>
Arson		3
<b>COUNTERFEITING/FORGERY</b>		<b>7</b>
Counterfeiting/Forgery		7
<b>DESTRUCTION/DAMAGE/VANDALISM OF PROPERTY</b>		<b>19</b>
Destruction/Damage/Vandalism of Property		19
<b>FRAUD OFFENSES</b>		<b>6</b>
False Pretenses/Swindle/Confidence Game		6
Impersonation		1
<b>DRUG/NARCOTIC OFFENSES</b>		<b>7</b>
Drug/Narcotic Violations		7
<b>PORNOGRAPHY/OBSCENE MATERIAL</b>		<b>1</b>
Pornography/Obscene Material		1
<b>WEAPON LAW VIOLATIONS</b>		<b>1</b>
Weapon Law Violations		1

# Offenses (Group "A") by Agency

2002

**COUNTY**

**AGENCY**

**OFFENSE CATEGORY**

**OFFENSE**

**# OF OFFENSES**

<u>Wardensville PD</u>	<u>TOTAL</u>	
		<u>9</u>
<b>ASSAULT OFFENSES</b>		<b>6</b>
Aggravated Assault		3
Intimidation		1
Simple Assault		2
<b>BURGLARY/BREAKING &amp; ENTERING</b>		<b>1</b>
Burglary/Breaking & Entering		1
<b>COUNTERFEITING/FORGERY</b>		<b>1</b>
Counterfeiting/Forgery		1
<b>DESTRUCTION/DAMAGE/VANDALISM OF PROPERTY</b>		<b>1</b>
Destruction/Damage/Vandalism of Property		1
<b>Harrison County TOTAL</b>		<b>2,488</b>

# Offenses (Group "A") by Agency

2002

COUNTY

AGENCY

OFFENSE CATEGORY

OFFENSE

# OF OFFENSES

<u>Bridgeport PD</u>	<u>TOTAL</u>	<u>404</u>
<b>SEX OFFENSES, FORCIBLE</b>		<b>2</b>
Forcible Fondling		2
<b>ASSAULT OFFENSES</b>		<b>36</b>
Aggravated Assault		1
Intimidation		6
Simple Assault		29
<b>ROBBERY</b>		<b>1</b>
Robbery		1
<b>BURGLARY/BREAKING &amp; ENTERING</b>		<b>7</b>
Burglary/Breaking & Entering		7
<b>LARCENY/THEFT OFFENSES</b>		<b>174</b>
All Other Larceny		11
Pocket-picking		1
Purse-snatching		7
Shoplifting		82
Theft From Building		40
Theft From Coin Operated Machine or Device		5
Theft From Motor Vehicle		25
Theft of Motor Vehicle Parts/Accessories		4
<b>MOTOR VEHICLE THEFT</b>		<b>3</b>
Motor Vehicle Theft		3
<b>ARSON</b>		<b>1</b>
Arson		1
<b>COUNTERFEITING/FORGERY</b>		<b>4</b>
Counterfeiting/Forgery		4
<b>DESTRUCTION/DAMAGE/VANDALISM OF PROPERTY</b>		<b>150</b>
Destruction/Damage/Vandalism of Property		150
<b>EMBEZZLEMENT</b>		<b>2</b>
Embezzlement		2
<b>FRAUD OFFENSES</b>		<b>11</b>
Credit Card/Automatic Teller Fraud		10
Impersonation		1
<b>DRUG/NARCOTIC OFFENSES</b>		<b>9</b>
Drug/Narcotic Violations		9
<b>WEAPON LAW VIOLATIONS</b>		<b>3</b>
Weapon Law Violations		3

# Offenses (Group "A") by Agency

---

2002

COUNTY

AGENCY

OFFENSE CATEGORY

OFFENSE

# OF OFFENSES

---



# Offenses (Group "A") by Agency

2002

COUNTY

AGENCY

OFFENSE CATEGORY

OFFENSE

# OF OFFENSES

<u>Bridgeport SP</u>	<u>TOTAL</u>	<u>370</u>
<b>SEX OFFENSES, FORCIBLE</b>		<b>6</b>
Forcible Fondling		5
Forcible Rape		1
<b>SEX OFFENSES, NONFORCIBLE</b>		<b>1</b>
Statutory Rape		1
<b>ASSAULT OFFENSES</b>		<b>62</b>
Aggravated Assault		14
Intimidation		12
Simple Assault		37
<b>ROBBERY</b>		<b>1</b>
Robbery		1
<b>BURGLARY/BREAKING &amp; ENTERING</b>		<b>23</b>
Burglary/Breaking & Entering		23
<b>LARCENY/THEFT OFFENSES</b>		<b>152</b>
All Other Larceny		39
Purse-snatching		1
Shoplifting		3
Theft From Building		18
Theft From Motor Vehicle		18
Theft of Motor Vehicle Parts/Accessories		73
<b>MOTOR VEHICLE THEFT</b>		<b>12</b>
Motor Vehicle Theft		12
<b>ARSON</b>		<b>4</b>
Arson		4
<b>COUNTERFEITING/FORGERY</b>		<b>10</b>
Counterfeiting/Forgery		10
<b>DESTRUCTION/DAMAGE/VANDALISM OF PROPERTY</b>		<b>67</b>
Destruction/Damage/Vandalism of Property		67
<b>EMBEZZLEMENT</b>		<b>2</b>
Embezzlement		2
<b>FRAUD OFFENSES</b>		<b>9</b>
Credit Card/Automatic Teller Fraud		2
False Pretenses/Swindle/Confidence Game		7
<b>STOLEN PROPERTY OFFENSES</b>		<b>2</b>
Stolen Property Offenses		2
<b>DRUG/NARCOTIC OFFENSES</b>		<b>17</b>

# Offenses (Group "A") by Agency

---

2002

COUNTY

AGENCY

OFFENSE CATEGORY

OFFENSE

# OF OFFENSES

---

Drug/Narcotic Violations	17
<b>WEAPON LAW VIOLATIONS</b>	<b>1</b>
Weapon Law Violations	1

# Offenses (Group "A") by Agency

2002

COUNTY

AGENCY

OFFENSE CATEGORY

OFFENSE

# OF OFFENSES

Clarksburg PD	TOTAL	896
<b>SEX OFFENSES, FORCIBLE</b>		<b>15</b>
Forcible Fondling		6
Forcible Rape		6
Forcible Sodomy		2
Sexual Assault With An Object		1
<b>SEX OFFENSES, NONFORCIBLE</b>		<b>1</b>
Statutory Rape		1
<b>ASSAULT OFFENSES</b>		<b>419</b>
Aggravated Assault		31
Intimidation		12
Simple Assault		379
<b>KIDNAPING/ABDUCTION</b>		<b>1</b>
Kidnaping/Abduction		1
<b>ROBBERY</b>		<b>5</b>
Robbery		5
<b>BURGLARY/BREAKING &amp; ENTERING</b>		<b>64</b>
Burglary/Breaking & Entering		64
<b>LARCENY/THEFT OFFENSES</b>		<b>184</b>
All Other Larceny		146
Shoplifting		25
Theft From Building		5
Theft From Coin Operated Machine or Device		1
Theft From Motor Vehicle		7
<b>MOTOR VEHICLE THEFT</b>		<b>18</b>
Motor Vehicle Theft		18
<b>ARSON</b>		<b>5</b>
Arson		5
<b>COUNTERFEITING/FORGERY</b>		<b>39</b>
Counterfeiting/Forgery		39
<b>DESTRUCTION/DAMAGE/VANDALISM OF PROPERTY</b>		<b>101</b>
Destruction/Damage/Vandalism of Property		101
<b>EMBEZZLEMENT</b>		<b>1</b>
Embezzlement		1
<b>FRAUD OFFENSES</b>		<b>19</b>
Credit Card/Automatic Teller Fraud		11
False Pretenses/Swindle/Confidence Game		8

# Offenses (Group "A") by Agency

2002

COUNTY

AGENCY

OFFENSE CATEGORY

OFFENSE

# OF OFFENSES

<b>STOLEN PROPERTY OFFENSES</b>		<b>3</b>
	Stolen Property Offenses	3
<b>DRUG/NARCOTIC OFFENSES</b>		<b>14</b>
	Drug/Narcotic Violations	14
<b>WEAPON LAW VIOLATIONS</b>		<b>4</b>
	Weapon Law Violations	4
<b>DNR - 1 - Harrison</b>	<b>TOTAL</b>	<b>5</b>
<b>WEAPON LAW VIOLATIONS</b>		<b>5</b>
	Weapon Law Violations	5
<b>FIRE MARSHAL - Harrison</b>	<b>TOTAL</b>	<b>13</b>
<b>ARSON</b>		<b>13</b>
	Arson	13

# Offenses (Group "A") by Agency

2002

COUNTY

AGENCY

OFFENSE CATEGORY

OFFENSE

# OF OFFENSES

<u>Harrison Co SO</u>	<u>TOTAL</u>	<u>652</u>
<b>HOMICIDE OFFENSES</b>		<b>3</b>
Murder and Nonnegligent Manslaughter		3
<b>SEX OFFENSES, FORCIBLE</b>		<b>8</b>
Forcible Fondling		6
Forcible Sodomy		1
Sexual Assault With An Object		1
<b>SEX OFFENSES, NONFORCIBLE</b>		<b>1</b>
Statutory Rape		1
<b>ASSAULT OFFENSES</b>		<b>219</b>
Aggravated Assault		31
Intimidation		10
Simple Assault		181
<b>KIDNAPING/ABDUCTION</b>		<b>1</b>
Kidnaping/Abduction		1
<b>ROBBERY</b>		<b>1</b>
Robbery		1
<b>BURGLARY/BREAKING &amp; ENTERING</b>		<b>57</b>
Burglary/Breaking & Entering		57
<b>LARCENY/THEFT OFFENSES</b>		<b>145</b>
All Other Larceny		117
Shoplifting		10
Theft From Motor Vehicle		16
Theft of Motor Vehicle Parts/Accessories		2
<b>MOTOR VEHICLE THEFT</b>		<b>13</b>
Motor Vehicle Theft		13
<b>ARSON</b>		<b>5</b>
Arson		5
<b>COUNTERFEITING/FORGERY</b>		<b>8</b>
Counterfeiting/Forgery		8
<b>DESTRUCTION/DAMAGE/VANDALISM OF PROPERTY</b>		<b>157</b>
Destruction/Damage/Vandalism of Property		157
<b>EMBEZZLEMENT</b>		<b>1</b>
Embezzlement		1
<b>FRAUD OFFENSES</b>		<b>10</b>
False Pretenses/Swindle/Confidence Game		10
<b>STOLEN PROPERTY OFFENSES</b>		<b>1</b>

# Offenses (Group "A") by Agency

2002

COUNTY

AGENCY

OFFENSE CATEGORY

OFFENSE

# OF OFFENSES

Stolen Property Offenses	1
<b>DRUG/NARCOTIC OFFENSES</b>	<b>16</b>
Drug Equipment Violations	1
Drug/Narcotic Violations	16
<b>WEAPON LAW VIOLATIONS</b>	<b>2</b>
Weapon Law Violations	2
<b>Lumberport PD</b>	<b>9</b>
<b>ASSAULT OFFENSES</b>	<b>5</b>
Aggravated Assault	3
Simple Assault	2
<b>BURGLARY/BREAKING &amp; ENTERING</b>	<b>1</b>
Burglary/Breaking & Entering	1
<b>DRUG/NARCOTIC OFFENSES</b>	<b>3</b>
Drug/Narcotic Violations	3
<b>Nutter Fort PD</b>	<b>53</b>
<b>ASSAULT OFFENSES</b>	<b>11</b>
Intimidation	5
Simple Assault	6
<b>ROBBERY</b>	<b>1</b>
Robbery	1
<b>BURGLARY/BREAKING &amp; ENTERING</b>	<b>2</b>
Burglary/Breaking & Entering	2
<b>LARCENY/THEFT OFFENSES</b>	<b>17</b>
All Other Larceny	11
Shoplifting	3
Theft of Motor Vehicle Parts/Accessories	3
<b>MOTOR VEHICLE THEFT</b>	<b>4</b>
Motor Vehicle Theft	4
<b>COUNTERFEITING/FORGERY</b>	<b>6</b>
Counterfeiting/Forgery	6
<b>DESTRUCTION/DAMAGE/VANDALISM OF PROPERTY</b>	<b>5</b>
Destruction/Damage/Vandalism of Property	5
<b>FRAUD OFFENSES</b>	<b>3</b>
False Pretenses/Swindle/Confidence Game	3
<b>DRUG/NARCOTIC OFFENSES</b>	<b>4</b>
Drug/Narcotic Violations	4

# Offenses (Group "A") by Agency

2002

COUNTY

AGENCY

OFFENSE CATEGORY

OFFENSE

# OF OFFENSES

<u>Salem PD</u>	<u>TOTAL</u>	<u>45</u>
<b>ASSAULT OFFENSES</b>		<b>10</b>
Aggravated Assault		1
Simple Assault		9
<b>BURGLARY/BREAKING &amp; ENTERING</b>		<b>2</b>
Burglary/Breaking & Entering		2
<b>LARCENY/THEFT OFFENSES</b>		<b>10</b>
All Other Larceny		3
Theft From Building		4
Theft From Motor Vehicle		3
<b>MOTOR VEHICLE THEFT</b>		<b>2</b>
Motor Vehicle Theft		2
<b>COUNTERFEITING/FORGERY</b>		<b>2</b>
Counterfeiting/Forgery		2
<b>DESTRUCTION/DAMAGE/VANDALISM OF PROPERTY</b>		<b>19</b>
Destruction/Damage/Vandalism of Property		19
<u>Shinnston PD</u>	<u>TOTAL</u>	<u>87</u>
<b>ASSAULT OFFENSES</b>		<b>41</b>
Aggravated Assault		9
Intimidation		14
Simple Assault		20
<b>LARCENY/THEFT OFFENSES</b>		<b>10</b>
Shoplifting		9
Theft From Motor Vehicle		1
<b>MOTOR VEHICLE THEFT</b>		<b>2</b>
Motor Vehicle Theft		2
<b>COUNTERFEITING/FORGERY</b>		<b>1</b>
Counterfeiting/Forgery		1
<b>DESTRUCTION/DAMAGE/VANDALISM OF PROPERTY</b>		<b>5</b>
Destruction/Damage/Vandalism of Property		5
<b>FRAUD OFFENSES</b>		<b>1</b>
False Pretenses/Swindle/Confidence Game		1
<b>DRUG/NARCOTIC OFFENSES</b>		<b>22</b>
Drug/Narcotic Violations		22
<b>WEAPON LAW VIOLATIONS</b>		<b>3</b>
Weapon Law Violations		3

# Offenses (Group "A") by Agency

2002

COUNTY

AGENCY

OFFENSE CATEGORY

OFFENSE

# OF OFFENSES

AGENCY	TOTAL	# OF OFFENSES
<b>Stonewood PD</b>	<b>TOTAL</b>	<b>60</b>
<b>SEX OFFENSES, FORCIBLE</b>		<b>1</b>
Forcible Rape		1
<b>ASSAULT OFFENSES</b>		<b>20</b>
Aggravated Assault		8
Intimidation		1
Simple Assault		11
<b>BURGLARY/BREAKING &amp; ENTERING</b>		<b>1</b>
Burglary/Breaking & Entering		1
<b>LARCENY/THEFT OFFENSES</b>		<b>23</b>
All Other Larceny		9
Theft From Building		10
Theft From Motor Vehicle		4
<b>DESTRUCTION/DAMAGE/VANDALISM OF PROPERTY</b>		<b>13</b>
Destruction/Damage/Vandalism of Property		13
<b>FRAUD OFFENSES</b>		<b>2</b>
False Pretenses/Swindle/Confidence Game		1
Impersonation		1
<b>West Milford PD</b>	<b>TOTAL</b>	<b>2</b>
<b>LARCENY/THEFT OFFENSES</b>		<b>2</b>
All Other Larceny		1
Theft From Motor Vehicle		1
<b>Jackson County</b>	<b>TOTAL</b>	<b>775</b>
<b>DNR - 6 - Jackson</b>	<b>TOTAL</b>	<b>8</b>
<b>DRUG/NARCOTIC OFFENSES</b>		<b>7</b>
Drug/Narcotic Violations		7
<b>WEAPON LAW VIOLATIONS</b>		<b>1</b>
Weapon Law Violations		1
<b>FIRE MARSHAL - Jackson</b>	<b>TOTAL</b>	<b>2</b>
<b>ARSON</b>		<b>2</b>
Arson		2



# Offenses (Group "A") by Agency

2002

COUNTY

AGENCY

OFFENSE CATEGORY

OFFENSE

# OF OFFENSES

Jackson Co SO	TOTAL	394
<b>HOMICIDE OFFENSES</b>		<b>2</b>
Murder and Nonnegligent Manslaughter		2
<b>SEX OFFENSES, FORCIBLE</b>		<b>2</b>
Forcible Rape		1
Forcible Sodomy		1
Sexual Assault With An Object		1
<b>ASSAULT OFFENSES</b>		<b>120</b>
Aggravated Assault		8
Intimidation		15
Simple Assault		98
<b>KIDNAPING/ABDUCTION</b>		<b>1</b>
Kidnaping/Abduction		1
<b>ROBBERY</b>		<b>2</b>
Robbery		2
<b>BURGLARY/BREAKING &amp; ENTERING</b>		<b>54</b>
Burglary/Breaking & Entering		54
<b>LARCENY/THEFT OFFENSES</b>		<b>112</b>
All Other Larceny		70
Theft From Building		24
Theft From Coin Operated Machine or Device		2
Theft From Motor Vehicle		14
Theft of Motor Vehicle Parts/Accessories		2
<b>MOTOR VEHICLE THEFT</b>		<b>20</b>
Motor Vehicle Theft		20
<b>ARSON</b>		<b>1</b>
Arson		1
<b>COUNTERFEITING/FORGERY</b>		<b>3</b>
Counterfeiting/Forgery		3
<b>DESTRUCTION/DAMAGE/VANDALISM OF PROPERTY</b>		<b>67</b>
Destruction/Damage/Vandalism of Property		67
<b>DRUG/NARCOTIC OFFENSES</b>		<b>6</b>
Drug/Narcotic Violations		6
<b>WEAPON LAW VIOLATIONS</b>		<b>2</b>
Weapon Law Violations		2

# Offenses (Group "A") by Agency

2002

COUNTY

AGENCY

OFFENSE CATEGORY

OFFENSE

# OF OFFENSES

<u>Ravenswood PD</u>	<u>TOTAL</u>	<u>106</u>
<b>ASSAULT OFFENSES</b>		<b>39</b>
Aggravated Assault		4
Intimidation		6
Simple Assault		29
<b>BURGLARY/BREAKING &amp; ENTERING</b>		<b>13</b>
Burglary/Breaking & Entering		13
<b>LARCENY/THEFT OFFENSES</b>		<b>42</b>
All Other Larceny		11
Purse-snatching		2
Shoplifting		3
Theft From Building		5
Theft From Motor Vehicle		21
<b>MOTOR VEHICLE THEFT</b>		<b>3</b>
Motor Vehicle Theft		3
<b>DESTRUCTION/DAMAGE/VANDALISM OF PROPERTY</b>		<b>9</b>
Destruction/Damage/Vandalism of Property		9

# Offenses (Group "A") by Agency

2002

COUNTY

AGENCY

OFFENSE CATEGORY

OFFENSE

# OF OFFENSES

<u>Ripley PD</u>	<u>TOTAL</u>	<u>153</u>
<b>SEX OFFENSES, FORCIBLE</b>		<b>1</b>
Forcible Fondling		1
<b>ASSAULT OFFENSES</b>		<b>40</b>
Aggravated Assault		3
Intimidation		7
Simple Assault		30
<b>BURGLARY/BREAKING &amp; ENTERING</b>		<b>3</b>
Burglary/Breaking & Entering		3
<b>LARCENY/THEFT OFFENSES</b>		<b>60</b>
All Other Larceny		14
Pocket-picking		1
Purse-snatching		4
Theft From Building		17
Theft From Motor Vehicle		23
Theft of Motor Vehicle Parts/Accessories		1
<b>MOTOR VEHICLE THEFT</b>		<b>2</b>
Motor Vehicle Theft		2
<b>COUNTERFEITING/FORGERY</b>		<b>3</b>
Counterfeiting/Forgery		3
<b>DESTRUCTION/DAMAGE/VANDALISM OF PROPERTY</b>		<b>34</b>
Destruction/Damage/Vandalism of Property		34
<b>EMBEZZLEMENT</b>		<b>1</b>
Embezzlement		1
<b>FRAUD OFFENSES</b>		<b>1</b>
Credit Card/Automatic Teller Fraud		1
<b>DRUG/NARCOTIC OFFENSES</b>		<b>8</b>
Drug Equipment Violations		2
Drug/Narcotic Violations		6

# Offenses (Group "A") by Agency

2002

COUNTY

AGENCY

OFFENSE CATEGORY

OFFENSE

# OF OFFENSES

Ripley SP	TOTAL	158
<b>SEX OFFENSES, FORCIBLE</b>		<b>5</b>
Forcible Fondling		3
Forcible Rape		1
Sexual Assault With An Object		1
<b>ASSAULT OFFENSES</b>		<b>41</b>
Aggravated Assault		4
Intimidation		4
Simple Assault		33
<b>KIDNAPING/ABDUCTION</b>		<b>1</b>
Kidnaping/Abduction		1
<b>BURGLARY/BREAKING &amp; ENTERING</b>		<b>12</b>
Burglary/Breaking & Entering		12
<b>LARCENY/THEFT OFFENSES</b>		<b>50</b>
All Other Larceny		16
Purse-snatching		1
Theft From Building		3
Theft From Coin Operated Machine or Device		1
Theft From Motor Vehicle		15
Theft of Motor Vehicle Parts/Accessories		14
<b>MOTOR VEHICLE THEFT</b>		<b>10</b>
Motor Vehicle Theft		10
<b>ARSON</b>		<b>1</b>
Arson		1
<b>COUNTERFEITING/FORGERY</b>		<b>5</b>
Counterfeiting/Forgery		5
<b>DESTRUCTION/DAMAGE/VANDALISM OF PROPERTY</b>		<b>30</b>
Destruction/Damage/Vandalism of Property		30
<b>EMBEZZLEMENT</b>		<b>1</b>
Embezzlement		1
<b>DRUG/NARCOTIC OFFENSES</b>		<b>2</b>
Drug/Narcotic Violations		2
<b>Jefferson County TOTAL</b>		<b>1,224</b>

# Offenses (Group "A") by Agency

2002

COUNTY

AGENCY

OFFENSE CATEGORY

OFFENSE

# OF OFFENSES

<u>Charles Town PD</u>	<u>TOTAL</u>	<u>33</u>
<b>ASSAULT OFFENSES</b>		<b>10</b>
Aggravated Assault		1
Simple Assault		9
<b>ROBBERY</b>		<b>1</b>
Robbery		1
<b>BURGLARY/BREAKING &amp; ENTERING</b>		<b>1</b>
Burglary/Breaking & Entering		1
<b>LARCENY/THEFT OFFENSES</b>		<b>7</b>
All Other Larceny		6
Theft From Building		1
<b>COUNTERFEITING/FORGERY</b>		<b>1</b>
Counterfeiting/Forgery		1
<b>DESTRUCTION/DAMAGE/VANDALISM OF PROPERTY</b>		<b>7</b>
Destruction/Damage/Vandalism of Property		7
<b>DRUG/NARCOTIC OFFENSES</b>		<b>6</b>
Drug/Narcotic Violations		6
<u>DNR - 2 - Jefferson</u>	<u>TOTAL</u>	<u>13</u>
<b>LARCENY/THEFT OFFENSES</b>		<b>1</b>
Theft of Motor Vehicle Parts/Accessories		1
<b>STOLEN PROPERTY OFFENSES</b>		<b>1</b>
Stolen Property Offenses		1
<b>DRUG/NARCOTIC OFFENSES</b>		<b>6</b>
Drug/Narcotic Violations		6
<b>WEAPON LAW VIOLATIONS</b>		<b>5</b>
Weapon Law Violations		5
<u>FIRE MARSHAL - Jefferson</u>	<u>TOTAL</u>	<u>1</u>
<b>ARSON</b>		<b>1</b>
Arson		1

# Offenses (Group "A") by Agency

2002

COUNTY

AGENCY

OFFENSE CATEGORY

OFFENSE

# OF OFFENSES

Jefferson Co SO	TOTAL	399
<b>SEX OFFENSES, FORCIBLE</b>		<b>3</b>
Forcible Rape		2
Forcible Sodomy		1
<b>ASSAULT OFFENSES</b>		<b>96</b>
Aggravated Assault		13
Intimidation		13
Simple Assault		70
<b>ROBBERY</b>		<b>2</b>
Robbery		2
<b>BURGLARY/BREAKING &amp; ENTERING</b>		<b>38</b>
Burglary/Breaking & Entering		38
<b>LARCENY/THEFT OFFENSES</b>		<b>108</b>
All Other Larceny		86
Purse-snatching		2
Shoplifting		6
Theft From Building		6
Theft From Motor Vehicle		12
<b>MOTOR VEHICLE THEFT</b>		<b>1</b>
Motor Vehicle Theft		1
<b>COUNTERFEITING/FORGERY</b>		<b>1</b>
Counterfeiting/Forgery		1
<b>DESTRUCTION/DAMAGE/VANDALISM OF PROPERTY</b>		<b>135</b>
Destruction/Damage/Vandalism of Property		135
<b>FRAUD OFFENSES</b>		<b>6</b>
False Pretenses/Swindle/Confidence Game		5
Impersonation		1
<b>DRUG/NARCOTIC OFFENSES</b>		<b>5</b>
Drug/Narcotic Violations		5

# Offenses (Group "A") by Agency

2002

COUNTY

AGENCY

OFFENSE CATEGORY

OFFENSE

# OF OFFENSES

<u>Kearneysville SP</u>	<u>TOTAL</u>	<u>813</u>
<b>SEX OFFENSES, FORCIBLE</b>		<b>6</b>
Forcible Fondling		3
Forcible Rape		3
<b>SEX OFFENSES, NONFORCIBLE</b>		<b>3</b>
Incest		2
Statutory Rape		1
<b>ASSAULT OFFENSES</b>		<b>182</b>
Aggravated Assault		23
Intimidation		14
Simple Assault		146
<b>KIDNAPING/ABDUCTION</b>		<b>1</b>
Kidnaping/Abduction		1
<b>ROBBERY</b>		<b>4</b>
Robbery		4
<b>BURGLARY/BREAKING &amp; ENTERING</b>		<b>60</b>
Burglary/Breaking & Entering		60
<b>LARCENY/THEFT OFFENSES</b>		<b>229</b>
All Other Larceny		42
Pocket-picking		1
Purse-snatching		1
Shoplifting		34
Theft From Building		37
Theft From Coin Operated Machine or Device		2
Theft From Motor Vehicle		46
Theft of Motor Vehicle Parts/Accessories		73
<b>MOTOR VEHICLE THEFT</b>		<b>45</b>
Motor Vehicle Theft		45
<b>ARSON</b>		<b>4</b>
Arson		4
<b>COUNTERFEITING/FORGERY</b>		<b>22</b>
Counterfeiting/Forgery		22
<b>DESTRUCTION/DAMAGE/VANDALISM OF PROPERTY</b>		<b>182</b>
Destruction/Damage/Vandalism of Property		182
<b>EMBEZZLEMENT</b>		<b>11</b>
Embezzlement		11

# Offenses (Group "A") by Agency

2002

COUNTY

AGENCY

OFFENSE CATEGORY

OFFENSE

# OF OFFENSES

		# OF OFFENSES
<b>FRAUD OFFENSES</b>		<b>31</b>
	Credit Card/Automatic Teller Fraud	8
	False Pretenses/Swindle/Confidence Game	18
	Impersonation	4
	Wire Fraud	1
<b>DRUG/NARCOTIC OFFENSES</b>		<b>22</b>
	Drug/Narcotic Violations	22
<b>WEAPON LAW VIOLATIONS</b>		<b>3</b>
	Weapon Law Violations	3
<b>Shepherd College</b>	<b>TOTAL</b>	<b>39</b>
<b>ASSAULT OFFENSES</b>		<b>2</b>
	Intimidation	1
	Simple Assault	1
<b>LARCENY/THEFT OFFENSES</b>		<b>22</b>
	All Other Larceny	9
	Theft From Building	7
	Theft From Motor Vehicle	6
<b>DESTRUCTION/DAMAGE/VANDALISM OF PROPERTY</b>		<b>13</b>
	Destruction/Damage/Vandalism of Property	13
<b>DRUG/NARCOTIC OFFENSES</b>		<b>2</b>
	Drug/Narcotic Violations	2
<b>Kanawha County</b>	<b>TOTAL</b>	<b>14,853</b>



# Offenses (Group "A") by Agency

2002

COUNTY

AGENCY

OFFENSE CATEGORY

OFFENSE

# OF OFFENSES

Belle PD	TOTAL	14
<b>SEX OFFENSES, FORCIBLE</b>		<b>1</b>
Forcible Fondling		1
<b>ASSAULT OFFENSES</b>		<b>1</b>
Simple Assault		1
<b>BURGLARY/BREAKING &amp; ENTERING</b>		<b>1</b>
Burglary/Breaking & Entering		1
<b>LARCENY/THEFT OFFENSES</b>		<b>5</b>
All Other Larceny		1
Theft From Building		2
Theft From Motor Vehicle		2
<b>MOTOR VEHICLE THEFT</b>		<b>4</b>
Motor Vehicle Theft		4
<b>DESTRUCTION/DAMAGE/VANDALISM OF PROPERTY</b>		<b>2</b>
Destruction/Damage/Vandalism of Property		2

# Offenses (Group "A") by Agency

2002

COUNTY

AGENCY

OFFENSE CATEGORY

OFFENSE

# OF OFFENSES

<u>Charleston PD</u>	<u>TOTAL</u>	<u>8,217</u>
<b>HOMICIDE OFFENSES</b>		<b>7</b>
Murder and Nonnegligent Manslaughter		7
<b>SEX OFFENSES, FORCIBLE</b>		<b>58</b>
Forcible Fondling		17
Forcible Rape		28
Forcible Sodomy		9
Sexual Assault With An Object		4
<b>SEX OFFENSES, NONFORCIBLE</b>		<b>12</b>
Incest		1
Statutory Rape		11
<b>ASSAULT OFFENSES</b>		<b>1,668</b>
Aggravated Assault		308
Intimidation		264
Simple Assault		1,132
<b>KIDNAPING/ABDUCTION</b>		<b>23</b>
Kidnaping/Abduction		23
<b>ROBBERY</b>		<b>163</b>
Robbery		163
<b>BURGLARY/BREAKING &amp; ENTERING</b>		<b>852</b>
Burglary/Breaking & Entering		852
<b>LARCENY/THEFT OFFENSES</b>		<b>2,675</b>
All Other Larceny		1,063
Pocket-picking		8
Purse-snatching		10
Shoplifting		453
Theft From Building		96
Theft From Coin Operated Machine or Device		11
Theft From Motor Vehicle		987
Theft of Motor Vehicle Parts/Accessories		51
<b>MOTOR VEHICLE THEFT</b>		<b>474</b>
Motor Vehicle Theft		474
<b>ARSON</b>		<b>54</b>
Arson		54
<b>COUNTERFEITING/FORGERY</b>		<b>236</b>
Counterfeiting/Forgery		236

# Offenses (Group "A") by Agency

2002

COUNTY

AGENCY

OFFENSE CATEGORY

OFFENSE

# OF OFFENSES

<b>DESTRUCTION/DAMAGE/VANDALISM OF PROPERTY</b>	<b>1,261</b>
Destruction/Damage/Vandalism of Property	1,261
<b>EMBEZZLEMENT</b>	<b>38</b>
Embezzlement	38
<b>FRAUD OFFENSES</b>	<b>197</b>
Credit Card/Automatic Teller Fraud	98
False Pretenses/Swindle/Confidence Game	91
Impersonation	21
<b>STOLEN PROPERTY OFFENSES</b>	<b>29</b>
Stolen Property Offenses	29
<b>DRUG/NARCOTIC OFFENSES</b>	<b>220</b>
Drug Equipment Violations	1
Drug/Narcotic Violations	220
<b>PROSTITUTION OFFENSES</b>	<b>97</b>
Assisting or Promoting Prostitution	66
Prostitution	85
<b>WEAPON LAW VIOLATIONS</b>	<b>45</b>
Weapon Law Violations	45
<b>Chesapeake PD</b>	<b>42</b>
<b>ASSAULT OFFENSES</b>	<b>17</b>
Aggravated Assault	7
Intimidation	2
Simple Assault	8
<b>LARCENY/THEFT OFFENSES</b>	<b>18</b>
All Other Larceny	4
Theft From Building	7
Theft From Motor Vehicle	7
<b>MOTOR VEHICLE THEFT</b>	<b>4</b>
Motor Vehicle Theft	4
<b>DESTRUCTION/DAMAGE/VANDALISM OF PROPERTY</b>	<b>2</b>
Destruction/Damage/Vandalism of Property	2
<b>WEAPON LAW VIOLATIONS</b>	<b>1</b>
Weapon Law Violations	1

# Offenses (Group "A") by Agency

2002

COUNTY

AGENCY

OFFENSE CATEGORY

OFFENSE

# OF OFFENSES

<u>Clendenin PD</u>	<u>TOTAL</u>	<u>37</u>
<b>SEX OFFENSES, FORCIBLE</b>		<b>1</b>
Forcible Fondling		1
<b>ASSAULT OFFENSES</b>		<b>14</b>
Aggravated Assault		3
Simple Assault		11
<b>BURGLARY/BREAKING &amp; ENTERING</b>		<b>5</b>
Burglary/Breaking & Entering		5
<b>LARCENY/THEFT OFFENSES</b>		<b>10</b>
All Other Larceny		1
Theft From Building		5
Theft From Coin Operated Machine or Device		1
Theft From Motor Vehicle		3
<b>DESTRUCTION/DAMAGE/VANDALISM OF PROPERTY</b>		<b>4</b>
Destruction/Damage/Vandalism of Property		4
<b>FRAUD OFFENSES</b>		<b>1</b>
False Pretenses/Swindle/Confidence Game		1
<b>STOLEN PROPERTY OFFENSES</b>		<b>1</b>
Stolen Property Offenses		1
<b>WEAPON LAW VIOLATIONS</b>		<b>1</b>
Weapon Law Violations		1
<u>DNR - 5 - Kanawha</u>	<u>TOTAL</u>	<u>3</u>
<b>DRUG/NARCOTIC OFFENSES</b>		<b>3</b>
Drug/Narcotic Violations		3

# Offenses (Group "A") by Agency

2002

COUNTY

AGENCY

OFFENSE CATEGORY

OFFENSE

# OF OFFENSES

<u>Dunbar PD</u>	<u>TOTAL</u>	<u>516</u>
<b>SEX OFFENSES, FORCIBLE</b>		<b>6</b>
Forcible Fondling		4
Forcible Rape		2
<b>ASSAULT OFFENSES</b>		<b>132</b>
Aggravated Assault		7
Intimidation		13
Simple Assault		115
<b>KIDNAPING/ABDUCTION</b>		<b>1</b>
Kidnaping/Abduction		1
<b>ROBBERY</b>		<b>5</b>
Robbery		5
<b>BURGLARY/BREAKING &amp; ENTERING</b>		<b>50</b>
Burglary/Breaking & Entering		50
<b>LARCENY/THEFT OFFENSES</b>		<b>161</b>
All Other Larceny		85
Purse-snatching		1
Shoplifting		11
Theft From Building		5
Theft From Motor Vehicle		57
Theft of Motor Vehicle Parts/Accessories		2
<b>MOTOR VEHICLE THEFT</b>		<b>24</b>
Motor Vehicle Theft		24
<b>ARSON</b>		<b>3</b>
Arson		3
<b>COUNTERFEITING/FORGERY</b>		<b>7</b>
Counterfeiting/Forgery		7
<b>DESTRUCTION/DAMAGE/VANDALISM OF PROPERTY</b>		<b>101</b>
Destruction/Damage/Vandalism of Property		101
<b>EMBEZZLEMENT</b>		<b>2</b>
Embezzlement		2
<b>FRAUD OFFENSES</b>		<b>10</b>
Credit Card/Automatic Teller Fraud		2
False Pretenses/Swindle/Confidence Game		6
Impersonation		3
<b>STOLEN PROPERTY OFFENSES</b>		<b>2</b>
Stolen Property Offenses		2

# Offenses (Group "A") by Agency

2002

COUNTY

AGENCY

OFFENSE CATEGORY

OFFENSE

# OF OFFENSES

AGENCY	OFFENSE CATEGORY	OFFENSE	# OF OFFENSES
	<b>WEAPON LAW VIOLATIONS</b>		<b>8</b>
		Weapon Law Violations	8
<b>East Bank PD</b>	<b>TOTAL</b>		<b>27</b>
	<b>ASSAULT OFFENSES</b>		<b>11</b>
		Aggravated Assault	5
		Intimidation	1
		Simple Assault	5
	<b>BURGLARY/BREAKING &amp; ENTERING</b>		<b>1</b>
		Burglary/Breaking & Entering	1
	<b>LARCENY/THEFT OFFENSES</b>		<b>9</b>
		All Other Larceny	1
		Theft From Building	7
		Theft From Motor Vehicle	1
	<b>MOTOR VEHICLE THEFT</b>		<b>1</b>
		Motor Vehicle Theft	1
	<b>COUNTERFEITING/FORGERY</b>		<b>3</b>
		Counterfeiting/Forgery	3
	<b>DESTRUCTION/DAMAGE/VANDALISM OF PROPERTY</b>		<b>1</b>
		Destruction/Damage/Vandalism of Property	1
	<b>WEAPON LAW VIOLATIONS</b>		<b>1</b>
		Weapon Law Violations	1
<b>FIRE MARSHAL - Kanawha</b>	<b>TOTAL</b>		<b>17</b>
	<b>BURGLARY/BREAKING &amp; ENTERING</b>		<b>1</b>
		Burglary/Breaking & Entering	1
	<b>ARSON</b>		<b>16</b>
		Arson	16
<b>Glasgow PD</b>	<b>TOTAL</b>		<b>5</b>
	<b>ASSAULT OFFENSES</b>		<b>1</b>
		Simple Assault	1
	<b>LARCENY/THEFT OFFENSES</b>		<b>2</b>
		All Other Larceny	1
		Theft From Building	1
	<b>MOTOR VEHICLE THEFT</b>		<b>2</b>
		Motor Vehicle Theft	2

# Offenses (Group "A") by Agency

2002

COUNTY

AGENCY

OFFENSE CATEGORY

OFFENSE

# OF OFFENSES

Handley PD	TOTAL	3
<b>ASSAULT OFFENSES</b>		<b>2</b>
Simple Assault		2
<b>DESTRUCTION/DAMAGE/VANDALISM OF PROPERTY</b>		<b>1</b>
Destruction/Damage/Vandalism of Property		1
<b>Kanawha Co Parks</b>	<b>TOTAL</b>	<b>30</b>
<b>SEX OFFENSES, FORCIBLE</b>		<b>1</b>
Forcible Fondling		1
<b>ASSAULT OFFENSES</b>		<b>3</b>
Aggravated Assault		1
Simple Assault		2
<b>BURGLARY/BREAKING &amp; ENTERING</b>		<b>3</b>
Burglary/Breaking & Entering		3
<b>LARCENY/THEFT OFFENSES</b>		<b>5</b>
All Other Larceny		3
Theft From Motor Vehicle		2
<b>MOTOR VEHICLE THEFT</b>		<b>1</b>
Motor Vehicle Theft		1
<b>DESTRUCTION/DAMAGE/VANDALISM OF PROPERTY</b>		<b>6</b>
Destruction/Damage/Vandalism of Property		6
<b>EMBEZZLEMENT</b>		<b>1</b>
Embezzlement		1
<b>DRUG/NARCOTIC OFFENSES</b>		<b>8</b>
Drug/Narcotic Violations		8
<b>WEAPON LAW VIOLATIONS</b>		<b>2</b>
Weapon Law Violations		2

# Offenses (Group "A") by Agency

2002

COUNTY

AGENCY

OFFENSE CATEGORY

OFFENSE

# OF OFFENSES

<u>Kanawha Co SO</u>	<u>TOTAL</u>	<u>4,482</u>
<b>HOMICIDE OFFENSES</b>		<b>5</b>
Murder and Nonnegligent Manslaughter		4
Negligent Manslaughter		1
<b>SEX OFFENSES, FORCIBLE</b>		<b>58</b>
Forcible Fondling		25
Forcible Rape		27
Sexual Assault With An Object		6
<b>SEX OFFENSES, NONFORCIBLE</b>		<b>4</b>
Incest		1
Statutory Rape		3
<b>ASSAULT OFFENSES</b>		<b>1,308</b>
Aggravated Assault		156
Intimidation		46
Simple Assault		1,114
<b>KIDNAPING/ABDUCTION</b>		<b>11</b>
Kidnaping/Abduction		11
<b>ROBBERY</b>		<b>33</b>
Robbery		33
<b>BURGLARY/BREAKING &amp; ENTERING</b>		<b>612</b>
Burglary/Breaking & Entering		612
<b>LARCENY/THEFT OFFENSES</b>		<b>1,033</b>
All Other Larceny		492
Pocket-picking		3
Shoplifting		63
Theft From Building		64
Theft From Motor Vehicle		398
Theft of Motor Vehicle Parts/Accessories		15
<b>MOTOR VEHICLE THEFT</b>		<b>245</b>
Motor Vehicle Theft		245
<b>ARSON</b>		<b>32</b>
Arson		32
<b>COUNTERFEITING/FORGERY</b>		<b>71</b>
Counterfeiting/Forgery		71
<b>DESTRUCTION/DAMAGE/VANDALISM OF PROPERTY</b>		<b>799</b>
Destruction/Damage/Vandalism of Property		799



# Offenses (Group "A") by Agency

2002

COUNTY

AGENCY

OFFENSE CATEGORY

OFFENSE

# OF OFFENSES

<b>EMBEZZLEMENT</b>	<b>7</b>
Embezzlement	7
<b>FRAUD OFFENSES</b>	<b>43</b>
Credit Card/Automatic Teller Fraud	19
False Pretenses/Swindle/Confidence Game	18
Impersonation	6
<b>STOLEN PROPERTY OFFENSES</b>	<b>39</b>
Stolen Property Offenses	39
<b>DRUG/NARCOTIC OFFENSES</b>	<b>81</b>
Drug Equipment Violations	7
Drug/Narcotic Violations	78
<b>PORNOGRAPHY/OBSCENE MATERIAL</b>	<b>1</b>
Pornography/Obscene Material	1
<b>WEAPON LAW VIOLATIONS</b>	<b>86</b>
Weapon Law Violations	86
<b>Marmet PD</b>	<b>TOTAL</b>
	<b>20</b>
<b>BURGLARY/BREAKING &amp; ENTERING</b>	<b>1</b>
Burglary/Breaking & Entering	1
<b>LARCENY/THEFT OFFENSES</b>	<b>13</b>
All Other Larceny	1
Theft From Building	7
Theft From Coin Operated Machine or Device	1
Theft From Motor Vehicle	4
<b>MOTOR VEHICLE THEFT</b>	<b>4</b>
Motor Vehicle Theft	4
<b>DESTRUCTION/DAMAGE/VANDALISM OF PROPERTY</b>	<b>2</b>
Destruction/Damage/Vandalism of Property	2

# Offenses (Group "A") by Agency

2002

COUNTY

AGENCY

OFFENSE CATEGORY

OFFENSE

# OF OFFENSES

<u>Nitro PD</u>	<u>TOTAL</u>	<u>429</u>
<b>ASSAULT OFFENSES</b>		<b>95</b>
Aggravated Assault		7
Intimidation		10
Simple Assault		79
<b>BURGLARY/BREAKING &amp; ENTERING</b>		<b>23</b>
Burglary/Breaking & Entering		23
<b>LARCENY/THEFT OFFENSES</b>		<b>168</b>
All Other Larceny		108
Shoplifting		45
Theft From Motor Vehicle		15
<b>MOTOR VEHICLE THEFT</b>		<b>11</b>
Motor Vehicle Theft		11
<b>ARSON</b>		<b>1</b>
Arson		1
<b>COUNTERFEITING/FORGERY</b>		<b>20</b>
Counterfeiting/Forgery		20
<b>DESTRUCTION/DAMAGE/VANDALISM OF PROPERTY</b>		<b>86</b>
Destruction/Damage/Vandalism of Property		86
<b>EMBEZZLEMENT</b>		<b>3</b>
Embezzlement		3
<b>FRAUD OFFENSES</b>		<b>5</b>
False Pretenses/Swindle/Confidence Game		4
Impersonation		1
<b>DRUG/NARCOTIC OFFENSES</b>		<b>14</b>
Drug/Narcotic Violations		14
<b>WEAPON LAW VIOLATIONS</b>		<b>2</b>
Weapon Law Violations		2
<u>Pratt PD</u>	<u>TOTAL</u>	<u>9</u>
<b>ASSAULT OFFENSES</b>		<b>5</b>
Aggravated Assault		1
Simple Assault		4
<b>DRUG/NARCOTIC OFFENSES</b>		<b>4</b>
Drug/Narcotic Violations		4

# Offenses (Group "A") by Agency

2002

COUNTY

AGENCY

OFFENSE CATEGORY

OFFENSE

# OF OFFENSES

Quincy SP	TOTAL	499
<b>SEX OFFENSES, FORCIBLE</b>		<b>7</b>
Forcible Fondling		5
Sexual Assault With An Object		2
<b>ASSAULT OFFENSES</b>		<b>87</b>
Aggravated Assault		9
Intimidation		18
Simple Assault		60
<b>KIDNAPING/ABDUCTION</b>		<b>1</b>
Kidnaping/Abduction		1
<b>BURGLARY/BREAKING &amp; ENTERING</b>		<b>40</b>
Burglary/Breaking & Entering		40
<b>LARCENY/THEFT OFFENSES</b>		<b>154</b>
All Other Larceny		32
Purse-snatching		1
Shoplifting		9
Theft From Building		10
Theft From Coin Operated Machine or Device		1
Theft From Motor Vehicle		61
Theft of Motor Vehicle Parts/Accessories		54
<b>MOTOR VEHICLE THEFT</b>		<b>39</b>
Motor Vehicle Theft		39
<b>ARSON</b>		<b>9</b>
Arson		9
<b>COUNTERFEITING/FORGERY</b>		<b>12</b>
Counterfeiting/Forgery		12
<b>DESTRUCTION/DAMAGE/VANDALISM OF PROPERTY</b>		<b>92</b>
Destruction/Damage/Vandalism of Property		92
<b>EMBEZZLEMENT</b>		<b>1</b>
Embezzlement		1
<b>FRAUD OFFENSES</b>		<b>16</b>
Credit Card/Automatic Teller Fraud		4
False Pretenses/Swindle/Confidence Game		10
Impersonation		2
<b>STOLEN PROPERTY OFFENSES</b>		<b>5</b>
Stolen Property Offenses		5

# Offenses (Group "A") by Agency

---

2002

COUNTY

AGENCY

OFFENSE CATEGORY

OFFENSE

# OF OFFENSES

---

<b>DRUG/NARCOTIC OFFENSES</b>	<b>18</b>
Drug/Narcotic Violations	18
<b>PORNOGRAPHY/OBSCENE MATERIAL</b>	<b>1</b>
Pornography/Obscene Material	1
<b>WEAPON LAW VIOLATIONS</b>	<b>3</b>
Weapon Law Violations	3

# Offenses (Group "A") by Agency

2002

COUNTY

AGENCY

OFFENSE CATEGORY

OFFENSE

# OF OFFENSES

<u>So Charleston SP</u>	<u>TOTAL</u>	<u>1,131</u>
<b>SEX OFFENSES, FORCIBLE</b>		<b>4</b>
Forcible Fondling		2
Forcible Rape		1
Sexual Assault With An Object		1
<b>ASSAULT OFFENSES</b>		<b>85</b>
Aggravated Assault		15
Intimidation		12
Simple Assault		58
<b>ROBBERY</b>		<b>2</b>
Robbery		2
<b>BURGLARY/BREAKING &amp; ENTERING</b>		<b>60</b>
Burglary/Breaking & Entering		60
<b>LARCENY/THEFT OFFENSES</b>		<b>632</b>
All Other Larceny		81
Shoplifting		3
Theft From Building		2
Theft From Motor Vehicle		168
Theft of Motor Vehicle Parts/Accessories		382
<b>MOTOR VEHICLE THEFT</b>		<b>53</b>
Motor Vehicle Theft		53
<b>ARSON</b>		<b>3</b>
Arson		3
<b>COUNTERFEITING/FORGERY</b>		<b>26</b>
Counterfeiting/Forgery		26
<b>DESTRUCTION/DAMAGE/VANDALISM OF PROPERTY</b>		<b>134</b>
Destruction/Damage/Vandalism of Property		134
<b>EMBEZZLEMENT</b>		<b>2</b>
Embezzlement		2
<b>FRAUD OFFENSES</b>		<b>43</b>
Credit Card/Automatic Teller Fraud		9
False Pretenses/Swindle/Confidence Game		27
Impersonation		7
<b>STOLEN PROPERTY OFFENSES</b>		<b>4</b>
Stolen Property Offenses		4
<b>DRUG/NARCOTIC OFFENSES</b>		<b>73</b>
Drug Equipment Violations		1

# Offenses (Group "A") by Agency

2002

COUNTY

AGENCY

OFFENSE CATEGORY

OFFENSE

# OF OFFENSES

Drug/Narcotic Violations	73
<b>WEAPON LAW VIOLATIONS</b>	<b>5</b>
Weapon Law Violations	5
<b>South Charleston PD</b>	<b>TOTAL</b>
	<b>96</b>
<b>ASSAULT OFFENSES</b>	<b>14</b>
Intimidation	5
Simple Assault	9
<b>BURGLARY/BREAKING &amp; ENTERING</b>	<b>9</b>
Burglary/Breaking & Entering	9
<b>LARCENY/THEFT OFFENSES</b>	<b>27</b>
All Other Larceny	3
Shoplifting	9
Theft From Building	3
Theft From Motor Vehicle	12
<b>MOTOR VEHICLE THEFT</b>	<b>5</b>
Motor Vehicle Theft	5
<b>COUNTERFEITING/FORGERY</b>	<b>1</b>
Counterfeiting/Forgery	1
<b>DESTRUCTION/DAMAGE/VANDALISM OF PROPERTY</b>	<b>26</b>
Destruction/Damage/Vandalism of Property	26
<b>STOLEN PROPERTY OFFENSES</b>	<b>1</b>
Stolen Property Offenses	1
<b>DRUG/NARCOTIC OFFENSES</b>	<b>9</b>
Drug Equipment Violations	1
Drug/Narcotic Violations	8
<b>WEAPON LAW VIOLATIONS</b>	<b>4</b>
Weapon Law Violations	4

# Offenses (Group "A") by Agency

2002

COUNTY

AGENCY

OFFENSE CATEGORY

OFFENSE

# OF OFFENSES

St Albans PD	TOTAL	292
<b>SEX OFFENSES, FORCIBLE</b>		<b>2</b>
Forcible Fondling		1
Sexual Assault With An Object		1
<b>ASSAULT OFFENSES</b>		<b>47</b>
Aggravated Assault		10
Intimidation		5
Simple Assault		32
<b>KIDNAPING/ABDUCTION</b>		<b>1</b>
Kidnaping/Abduction		1
<b>ROBBERY</b>		<b>1</b>
Robbery		1
<b>BURGLARY/BREAKING &amp; ENTERING</b>		<b>43</b>
Burglary/Breaking & Entering		43
<b>LARCENY/THEFT OFFENSES</b>		<b>117</b>
All Other Larceny		27
Purse-snatching		1
Shoplifting		11
Theft From Building		32
Theft From Coin Operated Machine or Device		1
Theft From Motor Vehicle		34
Theft of Motor Vehicle Parts/Accessories		11
<b>MOTOR VEHICLE THEFT</b>		<b>32</b>
Motor Vehicle Theft		32
<b>COUNTERFEITING/FORGERY</b>		<b>10</b>
Counterfeiting/Forgery		10
<b>DESTRUCTION/DAMAGE/VANDALISM OF PROPERTY</b>		<b>30</b>
Destruction/Damage/Vandalism of Property		30
<b>EMBEZZLEMENT</b>		<b>1</b>
Embezzlement		1
<b>FRAUD OFFENSES</b>		<b>5</b>
Credit Card/Automatic Teller Fraud		2
False Pretenses/Swindle/Confidence Game		1
Impersonation		2
<b>WEAPON LAW VIOLATIONS</b>		<b>3</b>
Weapon Law Violations		3

# Offenses (Group "A") by Agency

2002

COUNTY

AGENCY

OFFENSE CATEGORY

OFFENSE

# OF OFFENSES

<u>Turnpike - Kanawha</u>	<u>TOTAL</u>	<u>48</u>
<b>ASSAULT OFFENSES</b>		<b>2</b>
Aggravated Assault		1
Simple Assault		1
<b>ROBBERY</b>		<b>2</b>
Robbery		2
<b>BURGLARY/BREAKING &amp; ENTERING</b>		<b>1</b>
Burglary/Breaking & Entering		1
<b>LARCENY/THEFT OFFENSES</b>		<b>4</b>
All Other Larceny		1
Shoplifting		1
Theft From Motor Vehicle		1
Theft of Motor Vehicle Parts/Accessories		1
<b>MOTOR VEHICLE THEFT</b>		<b>2</b>
Motor Vehicle Theft		2
<b>COUNTERFEITING/FORGERY</b>		<b>1</b>
Counterfeiting/Forgery		1
<b>DESTRUCTION/DAMAGE/VANDALISM OF PROPERTY</b>		<b>1</b>
Destruction/Damage/Vandalism of Property		1
<b>FRAUD OFFENSES</b>		<b>1</b>
False Pretenses/Swindle/Confidence Game		1
<b>STOLEN PROPERTY OFFENSES</b>		<b>2</b>
Stolen Property Offenses		2
<b>DRUG/NARCOTIC OFFENSES</b>		<b>28</b>
Drug/Narcotic Violations		28
<b>WEAPON LAW VIOLATIONS</b>		<b>4</b>
Weapon Law Violations		4



# Offenses (Group "A") by Agency

2002

COUNTY

AGENCY

OFFENSE CATEGORY

OFFENSE

# OF OFFENSES

WVSC Security	TOTAL	127
<b>SEX OFFENSES, FORCIBLE</b>		<b>2</b>
Forcible Fondling		1
Sexual Assault With An Object		1
<b>ASSAULT OFFENSES</b>		<b>35</b>
Aggravated Assault		2
Intimidation		6
Simple Assault		28
<b>BURGLARY/BREAKING &amp; ENTERING</b>		<b>7</b>
Burglary/Breaking & Entering		7
<b>LARCENY/THEFT OFFENSES</b>		<b>43</b>
All Other Larceny		40
Theft From Motor Vehicle		3
<b>COUNTERFEITING/FORGERY</b>		<b>1</b>
Counterfeiting/Forgery		1
<b>DESTRUCTION/DAMAGE/VANDALISM OF PROPERTY</b>		<b>36</b>
Destruction/Damage/Vandalism of Property		36
<b>DRUG/NARCOTIC OFFENSES</b>		<b>1</b>
Drug/Narcotic Violations		1
<b>WEAPON LAW VIOLATIONS</b>		<b>1</b>
Weapon Law Violations		1
<b>Lewis County TOTAL</b>		<b>343</b>
<b>DNR - 3 - Lewis</b>	<b>TOTAL</b>	<b>9</b>
<b>DRUG/NARCOTIC OFFENSES</b>		<b>8</b>
Drug/Narcotic Violations		8
<b>WEAPON LAW VIOLATIONS</b>		<b>1</b>
Weapon Law Violations		1
<b>FIRE MARSHAL - Lewis</b>	<b>TOTAL</b>	<b>1</b>
<b>ARSON</b>		<b>1</b>
Arson		1

# Offenses (Group "A") by Agency

2002

COUNTY

AGENCY

OFFENSE CATEGORY

OFFENSE

# OF OFFENSES

<u>Lewis Co SO</u>	<u>TOTAL</u>	<u>120</u>
<b>SEX OFFENSES, FORCIBLE</b>		<b>1</b>
Forcible Fondling		1
<b>ASSAULT OFFENSES</b>		<b>72</b>
Aggravated Assault		11
Intimidation		13
Simple Assault		49
<b>ROBBERY</b>		<b>2</b>
Robbery		2
<b>BURGLARY/BREAKING &amp; ENTERING</b>		<b>10</b>
Burglary/Breaking & Entering		10
<b>LARCENY/THEFT OFFENSES</b>		<b>17</b>
All Other Larceny		8
Shoplifting		1
Theft From Building		4
Theft From Coin Operated Machine or Device		1
Theft From Motor Vehicle		2
Theft of Motor Vehicle Parts/Accessories		1
<b>ARSON</b>		<b>1</b>
Arson		1
<b>DESTRUCTION/DAMAGE/VANDALISM OF PROPERTY</b>		<b>11</b>
Destruction/Damage/Vandalism of Property		11
<b>DRUG/NARCOTIC OFFENSES</b>		<b>2</b>
Drug/Narcotic Violations		2
<b>WEAPON LAW VIOLATIONS</b>		<b>3</b>
Weapon Law Violations		3

# Offenses (Group "A") by Agency

2002

COUNTY

AGENCY

OFFENSE CATEGORY

OFFENSE

# OF OFFENSES

<u>Weston PD</u>	<u>TOTAL</u>	<u>44</u>
<b>ASSAULT OFFENSES</b>		<b>26</b>
Aggravated Assault		3
Intimidation		4
Simple Assault		19
<b>LARCENY/THEFT OFFENSES</b>		<b>8</b>
All Other Larceny		5
Theft From Motor Vehicle		2
Theft of Motor Vehicle Parts/Accessories		1
<b>DESTRUCTION/DAMAGE/VANDALISM OF PROPERTY</b>		<b>4</b>
Destruction/Damage/Vandalism of Property		4
<b>STOLEN PROPERTY OFFENSES</b>		<b>1</b>
Stolen Property Offenses		1
<b>DRUG/NARCOTIC OFFENSES</b>		<b>5</b>
Drug/Narcotic Violations		5

# Offenses (Group "A") by Agency

2002

COUNTY

AGENCY

OFFENSE CATEGORY

OFFENSE

# OF OFFENSES

<u>Weston SP</u>	<u>TOTAL</u>	<u>187</u>
<b>SEX OFFENSES, FORCIBLE</b>		<b>5</b>
Forcible Fondling		2
Forcible Rape		1
Forcible Sodomy		1
Sexual Assault With An Object		1
<b>SEX OFFENSES, NONFORCIBLE</b>		<b>1</b>
Statutory Rape		1
<b>ASSAULT OFFENSES</b>		<b>39</b>
Aggravated Assault		4
Intimidation		11
Simple Assault		24
<b>KIDNAPING/ABDUCTION</b>		<b>1</b>
Kidnaping/Abduction		1
<b>BURGLARY/BREAKING &amp; ENTERING</b>		<b>13</b>
Burglary/Breaking & Entering		13
<b>LARCENY/THEFT OFFENSES</b>		<b>45</b>
All Other Larceny		10
Shoplifting		2
Theft From Building		9
Theft From Coin Operated Machine or Device		3
Theft From Motor Vehicle		16
Theft of Motor Vehicle Parts/Accessories		6
<b>MOTOR VEHICLE THEFT</b>		<b>3</b>
Motor Vehicle Theft		3
<b>COUNTERFEITING/FORGERY</b>		<b>7</b>
Counterfeiting/Forgery		7
<b>DESTRUCTION/DAMAGE/VANDALISM OF PROPERTY</b>		<b>35</b>
Destruction/Damage/Vandalism of Property		35
<b>EMBEZZLEMENT</b>		<b>1</b>
Embezzlement		1
<b>FRAUD OFFENSES</b>		<b>12</b>
Credit Card/Automatic Teller Fraud		1
False Pretenses/Swindle/Confidence Game		9
Impersonation		2
<b>DRUG/NARCOTIC OFFENSES</b>		<b>23</b>

# Offenses (Group "A") by Agency

2002

**COUNTY**

**AGENCY**

**OFFENSE CATEGORY**

**OFFENSE**

**# OF OFFENSES**

	Drug/Narcotic Violations	23
	<b>PORNOGRAPHY/OBSCENE MATERIAL</b>	<b>1</b>
	Pornography/Obscene Material	1
<b>LINCOLN</b>	<b>County TOTAL</b>	<b>721</b>
	<b>FIRE MARSHAL - LINCOLN</b>	
	<b>TOTAL</b>	<b>1</b>
	<b>ARSON</b>	<b>1</b>
	Arson	1
	<b>Hamlin PD</b>	
	<b>TOTAL</b>	<b>3</b>
	<b>LARCENY/THEFT OFFENSES</b>	<b>2</b>
	Theft From Building	1
	Theft From Motor Vehicle	1
	<b>DRUG/NARCOTIC OFFENSES</b>	<b>1</b>
	Drug/Narcotic Violations	1

# Offenses (Group "A") by Agency

2002

COUNTY

AGENCY

OFFENSE CATEGORY

OFFENSE

# OF OFFENSES

Hamlin SP	TOTAL	733
<b>HOMICIDE OFFENSES</b>		<b>2</b>
Murder and Nonnegligent Manslaughter		2
<b>SEX OFFENSES, FORCIBLE</b>		<b>16</b>
Forcible Fondling		4
Forcible Rape		7
Forcible Sodomy		3
Sexual Assault With An Object		2
<b>SEX OFFENSES, NONFORCIBLE</b>		<b>3</b>
Incest		1
Statutory Rape		3
<b>ASSAULT OFFENSES</b>		<b>223</b>
Aggravated Assault		31
Intimidation		18
Simple Assault		176
<b>KIDNAPING/ABDUCTION</b>		<b>1</b>
Kidnaping/Abduction		1
<b>ROBBERY</b>		<b>4</b>
Robbery		4
<b>BURGLARY/BREAKING &amp; ENTERING</b>		<b>72</b>
Burglary/Breaking & Entering		72
<b>LARCENY/THEFT OFFENSES</b>		<b>153</b>
All Other Larceny		41
Purse-snatching		1
Shoplifting		4
Theft From Building		35
Theft From Coin Operated Machine or Device		2
Theft From Motor Vehicle		27
Theft of Motor Vehicle Parts/Accessories		43
<b>MOTOR VEHICLE THEFT</b>		<b>53</b>
Motor Vehicle Theft		53
<b>ARSON</b>		<b>3</b>
Arson		3
<b>COUNTERFEITING/FORGERY</b>		<b>10</b>
Counterfeiting/Forgery		10
<b>DESTRUCTION/DAMAGE/VANDALISM OF PROPERTY</b>		<b>127</b>

# Offenses (Group "A") by Agency

2002

COUNTY

AGENCY

OFFENSE CATEGORY

OFFENSE

# OF OFFENSES

	Destruction/Damage/Vandalism of Property	127
	<b>EMBEZZLEMENT</b>	<b>1</b>
	Embezzlement	1
	<b>FRAUD OFFENSES</b>	<b>16</b>
	False Pretenses/Swindle/Confidence Game	15
	Impersonation	1
	<b>STOLEN PROPERTY OFFENSES</b>	<b>3</b>
	Stolen Property Offenses	3
	<b>DRUG/NARCOTIC OFFENSES</b>	<b>32</b>
	Drug/Narcotic Violations	32
	<b>WEAPON LAW VIOLATIONS</b>	<b>11</b>
	Weapon Law Violations	11
<b>Lincoln Co SO</b>	<b>TOTAL</b>	<b>27</b>
	<b>BURGLARY/BREAKING &amp; ENTERING</b>	<b>4</b>
	Burglary/Breaking & Entering	4
	<b>LARCENY/THEFT OFFENSES</b>	<b>7</b>
	All Other Larceny	5
	Theft From Motor Vehicle	2
	<b>DESTRUCTION/DAMAGE/VANDALISM OF PROPERTY</b>	<b>12</b>
	Destruction/Damage/Vandalism of Property	12
	<b>DRUG/NARCOTIC OFFENSES</b>	<b>4</b>
	Drug/Narcotic Violations	4
<b>Logan</b>	<b>County TOTAL</b>	<b>2,135</b>

# Offenses (Group "A") by Agency

2002

COUNTY

AGENCY

OFFENSE CATEGORY

OFFENSE

# OF OFFENSES

<u>Chapmanville PD</u>	<u>TOTAL</u>	<u>130</u>
<b>ASSAULT OFFENSES</b>		<b>19</b>
Aggravated Assault		6
Intimidation		5
Simple Assault		11
<b>BURGLARY/BREAKING &amp; ENTERING</b>		<b>10</b>
Burglary/Breaking & Entering		10
<b>LARCENY/THEFT OFFENSES</b>		<b>45</b>
All Other Larceny		15
Purse-snatching		1
Shoplifting		23
Theft From Building		2
Theft From Motor Vehicle		6
<b>MOTOR VEHICLE THEFT</b>		<b>4</b>
Motor Vehicle Theft		4
<b>COUNTERFEITING/FORGERY</b>		<b>1</b>
Counterfeiting/Forgery		1
<b>DESTRUCTION/DAMAGE/VANDALISM OF PROPERTY</b>		<b>23</b>
Destruction/Damage/Vandalism of Property		23
<b>FRAUD OFFENSES</b>		<b>2</b>
False Pretenses/Swindle/Confidence Game		1
Wire Fraud		1
<b>STOLEN PROPERTY OFFENSES</b>		<b>1</b>
Stolen Property Offenses		1
<b>DRUG/NARCOTIC OFFENSES</b>		<b>18</b>
Drug Equipment Violations		1
Drug/Narcotic Violations		18
<b>WEAPON LAW VIOLATIONS</b>		<b>1</b>
Weapon Law Violations		1
<u>DNR - 5 - Logan</u>	<u>TOTAL</u>	<u>7</u>
<b>DRUG/NARCOTIC OFFENSES</b>		<b>4</b>
Drug/Narcotic Violations		4
<b>WEAPON LAW VIOLATIONS</b>		<b>3</b>
Weapon Law Violations		3



# Offenses (Group "A") by Agency

2002

COUNTY

AGENCY

OFFENSE CATEGORY

OFFENSE

# OF OFFENSES

---

<u>FIRE MARSHAL - Logan</u>	<u>TOTAL</u>	<u>5</u>
<b>ARSON</b>		<b>5</b>
Arson		5

# Offenses (Group "A") by Agency

2002

COUNTY

AGENCY

OFFENSE CATEGORY

OFFENSE

# OF OFFENSES

<u>Logan Co SO</u>	<u>TOTAL</u>	<u>229</u>
<b>SEX OFFENSES, FORCIBLE</b>		<b>2</b>
Forcible Rape		1
Forcible Sodomy		1
<b>ASSAULT OFFENSES</b>		<b>84</b>
Aggravated Assault		3
Intimidation		16
Simple Assault		65
<b>KIDNAPING/ABDUCTION</b>		<b>2</b>
Kidnaping/Abduction		2
<b>ROBBERY</b>		<b>1</b>
Robbery		1
<b>BURGLARY/BREAKING &amp; ENTERING</b>		<b>23</b>
Burglary/Breaking & Entering		23
<b>LARCENY/THEFT OFFENSES</b>		<b>79</b>
All Other Larceny		69
Shoplifting		4
Theft From Motor Vehicle		4
Theft of Motor Vehicle Parts/Accessories		2
<b>MOTOR VEHICLE THEFT</b>		<b>8</b>
Motor Vehicle Theft		8
<b>ARSON</b>		<b>1</b>
Arson		1
<b>COUNTERFEITING/FORGERY</b>		<b>4</b>
Counterfeiting/Forgery		4
<b>DESTRUCTION/DAMAGE/VANDALISM OF PROPERTY</b>		<b>19</b>
Destruction/Damage/Vandalism of Property		19
<b>FRAUD OFFENSES</b>		<b>2</b>
False Pretenses/Swindle/Confidence Game		1
Wire Fraud		1
<b>DRUG/NARCOTIC OFFENSES</b>		<b>3</b>
Drug/Narcotic Violations		3
<b>WEAPON LAW VIOLATIONS</b>		<b>1</b>
Weapon Law Violations		1

# Offenses (Group "A") by Agency

2002

COUNTY

AGENCY

OFFENSE CATEGORY

OFFENSE

# OF OFFENSES

<u>Logan PD</u>	<u>TOTAL</u>	<u>400</u>
<b>ASSAULT OFFENSES</b>		<b>78</b>
Aggravated Assault		10
Intimidation		16
Simple Assault		53
<b>BURGLARY/BREAKING &amp; ENTERING</b>		<b>28</b>
Burglary/Breaking & Entering		28
<b>LARCENY/THEFT OFFENSES</b>		<b>163</b>
All Other Larceny		25
Purse-snatching		3
Shoplifting		98
Theft From Building		5
Theft From Coin Operated Machine or Device		5
Theft From Motor Vehicle		15
Theft of Motor Vehicle Parts/Accessories		12
<b>MOTOR VEHICLE THEFT</b>		<b>13</b>
Motor Vehicle Theft		13
<b>COUNTERFEITING/FORGERY</b>		<b>4</b>
Counterfeiting/Forgery		4
<b>DESTRUCTION/DAMAGE/VANDALISM OF PROPERTY</b>		<b>80</b>
Destruction/Damage/Vandalism of Property		80
<b>FRAUD OFFENSES</b>		<b>17</b>
False Pretenses/Swindle/Confidence Game		17
<b>STOLEN PROPERTY OFFENSES</b>		<b>1</b>
Stolen Property Offenses		1
<b>DRUG/NARCOTIC OFFENSES</b>		<b>12</b>
Drug Equipment Violations		1
Drug/Narcotic Violations		12
<b>WEAPON LAW VIOLATIONS</b>		<b>2</b>
Weapon Law Violations		2

# Offenses (Group "A") by Agency

2002

COUNTY

AGENCY

OFFENSE CATEGORY

OFFENSE

# OF OFFENSES

Logan SP	TOTAL	1,521
<b>HOMICIDE OFFENSES</b>		<b>1</b>
Murder and Nonnegligent Manslaughter		1
<b>SEX OFFENSES, FORCIBLE</b>		<b>12</b>
Forcible Fondling		5
Forcible Rape		5
Sexual Assault With An Object		2
<b>SEX OFFENSES, NONFORCIBLE</b>		<b>4</b>
Incest		2
Statutory Rape		2
<b>ASSAULT OFFENSES</b>		<b>409</b>
Aggravated Assault		93
Intimidation		71
Simple Assault		249
<b>KIDNAPING/ABDUCTION</b>		<b>1</b>
Kidnaping/Abduction		1
<b>ROBBERY</b>		<b>9</b>
Robbery		9
<b>BURGLARY/BREAKING &amp; ENTERING</b>		<b>183</b>
Burglary/Breaking & Entering		183
<b>LARCENY/THEFT OFFENSES</b>		<b>368</b>
All Other Larceny		90
Shoplifting		13
Theft From Building		49
Theft From Coin Operated Machine or Device		1
Theft From Motor Vehicle		74
Theft of Motor Vehicle Parts/Accessories		141
<b>MOTOR VEHICLE THEFT</b>		<b>70</b>
Motor Vehicle Theft		70
<b>ARSON</b>		<b>10</b>
Arson		10
<b>COUNTERFEITING/FORGERY</b>		<b>44</b>
Counterfeiting/Forgery		44
<b>DESTRUCTION/DAMAGE/VANDALISM OF PROPERTY</b>		<b>258</b>
Destruction/Damage/Vandalism of Property		258
<b>EMBEZZLEMENT</b>		<b>3</b>
Embezzlement		3

# Offenses (Group "A") by Agency

2002

COUNTY

AGENCY

OFFENSE CATEGORY

OFFENSE

# OF OFFENSES

<b>FRAUD OFFENSES</b>	<b>24</b>
False Pretenses/Swindle/Confidence Game	23
Impersonation	2
<b>STOLEN PROPERTY OFFENSES</b>	<b>14</b>
Stolen Property Offenses	14
<b>DRUG/NARCOTIC OFFENSES</b>	<b>89</b>
Drug Equipment Violations	3
Drug/Narcotic Violations	86
<b>PORNOGRAPHY/OBSCENE MATERIAL</b>	<b>1</b>
Pornography/Obscene Material	1
<b>WEAPON LAW VIOLATIONS</b>	<b>16</b>
Weapon Law Violations	16
<b>Man PD</b>	<b>TOTAL</b>
	<b>37</b>
<b>ASSAULT OFFENSES</b>	<b>10</b>
Aggravated Assault	1
Simple Assault	9
<b>ROBBERY</b>	<b>3</b>
Robbery	3
<b>BURGLARY/BREAKING &amp; ENTERING</b>	<b>4</b>
Burglary/Breaking & Entering	4
<b>LARCENY/THEFT OFFENSES</b>	<b>8</b>
All Other Larceny	2
Pocket-picking	1
Shoplifting	2
Theft From Building	1
Theft From Motor Vehicle	2
<b>ARSON</b>	<b>2</b>
Arson	2
<b>COUNTERFEITING/FORGERY</b>	<b>3</b>
Counterfeiting/Forgery	3
<b>FRAUD OFFENSES</b>	<b>1</b>
False Pretenses/Swindle/Confidence Game	1
<b>STOLEN PROPERTY OFFENSES</b>	<b>2</b>
Stolen Property Offenses	2
<b>DRUG/NARCOTIC OFFENSES</b>	<b>4</b>
Drug/Narcotic Violations	4

# Offenses (Group "A") by Agency

2002

COUNTY

AGENCY

OFFENSE CATEGORY

OFFENSE

# OF OFFENSES

West Logan PD		TOTAL	12
	<b>ASSAULT OFFENSES</b>		<b>1</b>
	Simple Assault		1
	<b>BURGLARY/BREAKING &amp; ENTERING</b>		<b>2</b>
	Burglary/Breaking & Entering		2
	<b>LARCENY/THEFT OFFENSES</b>		<b>8</b>
	All Other Larceny		7
	Theft of Motor Vehicle Parts/Accessories		1
	<b>DESTRUCTION/DAMAGE/VANDALISM OF PROPERTY</b>		<b>1</b>
	Destruction/Damage/Vandalism of Property		1
<b>Marion</b>	<b>County TOTAL</b>		<b>1,927</b>
<b>DNR - 1 - Marion</b>		<b>TOTAL</b>	<b>4</b>
	<b>DRUG/NARCOTIC OFFENSES</b>		<b>3</b>
	Drug/Narcotic Violations		3
	<b>WEAPON LAW VIOLATIONS</b>		<b>1</b>
	Weapon Law Violations		1

# Offenses (Group "A") by Agency

2002

COUNTY

AGENCY

OFFENSE CATEGORY

OFFENSE

# OF OFFENSES

<u>Fairmont Campus Police</u>	<u>TOTAL</u>	<u>107</u>
<b>SEX OFFENSES, FORCIBLE</b>		<b>1</b>
Forcible Fondling		1
<b>ASSAULT OFFENSES</b>		<b>13</b>
Aggravated Assault		1
Intimidation		10
Simple Assault		2
<b>BURGLARY/BREAKING &amp; ENTERING</b>		<b>9</b>
Burglary/Breaking & Entering		9
<b>LARCENY/THEFT OFFENSES</b>		<b>33</b>
All Other Larceny		2
Theft From Building		11
Theft From Coin Operated Machine or Device		1
Theft From Motor Vehicle		18
Theft of Motor Vehicle Parts/Accessories		1
<b>DESTRUCTION/DAMAGE/VANDALISM OF PROPERTY</b>		<b>46</b>
Destruction/Damage/Vandalism of Property		46
<b>FRAUD OFFENSES</b>		<b>1</b>
False Pretenses/Swindle/Confidence Game		1
<b>DRUG/NARCOTIC OFFENSES</b>		<b>2</b>
Drug Equipment Violations		1
Drug/Narcotic Violations		2
<b>PORNOGRAPHY/OBSCENE MATERIAL</b>		<b>1</b>
Pornography/Obscene Material		1

# Offenses (Group "A") by Agency

2002

COUNTY

AGENCY

OFFENSE CATEGORY

OFFENSE

# OF OFFENSES

<u>Fairmont PD</u>	<u>TOTAL</u>	<u>1,226</u>
<b>HOMICIDE OFFENSES</b>		<b>2</b>
Murder and Nonnegligent Manslaughter		2
<b>SEX OFFENSES, FORCIBLE</b>		<b>6</b>
Forcible Fondling		3
Forcible Rape		3
<b>SEX OFFENSES, NONFORCIBLE</b>		<b>4</b>
Statutory Rape		4
<b>ASSAULT OFFENSES</b>		<b>254</b>
Aggravated Assault		29
Intimidation		56
Simple Assault		170
<b>KIDNAPING/ABDUCTION</b>		<b>5</b>
Kidnaping/Abduction		5
<b>ROBBERY</b>		<b>20</b>
Robbery		20
<b>BURGLARY/BREAKING &amp; ENTERING</b>		<b>105</b>
Burglary/Breaking & Entering		105
<b>LARCENY/THEFT OFFENSES</b>		<b>381</b>
All Other Larceny		51
Shoplifting		38
Theft From Building		149
Theft From Coin Operated Machine or Device		3
Theft From Motor Vehicle		139
Theft of Motor Vehicle Parts/Accessories		1
<b>MOTOR VEHICLE THEFT</b>		<b>47</b>
Motor Vehicle Theft		47
<b>ARSON</b>		<b>4</b>
Arson		4
<b>COUNTERFEITING/FORGERY</b>		<b>18</b>
Counterfeiting/Forgery		18
<b>DESTRUCTION/DAMAGE/VANDALISM OF PROPERTY</b>		<b>338</b>
Destruction/Damage/Vandalism of Property		338
<b>EMBEZZLEMENT</b>		<b>7</b>
Embezzlement		7
<b>FRAUD OFFENSES</b>		<b>19</b>
Credit Card/Automatic Teller Fraud		4



# Offenses (Group "A") by Agency

---

2002

COUNTY

AGENCY

OFFENSE CATEGORY

OFFENSE

# OF OFFENSES

---

False Pretenses/Swindle/Confidence Game	15
<b>DRUG/NARCOTIC OFFENSES</b>	<b>11</b>
Drug/Narcotic Violations	11
<b>WEAPON LAW VIOLATIONS</b>	<b>4</b>
Weapon Law Violations	4

# Offenses (Group "A") by Agency

2002

COUNTY

AGENCY

OFFENSE CATEGORY

OFFENSE

# OF OFFENSES

<u>Fairmont SP</u>	<u>TOTAL</u>	<u>282</u>
<b>HOMICIDE OFFENSES</b>		<b>1</b>
Murder and Nonnegligent Manslaughter		1
<b>SEX OFFENSES, FORCIBLE</b>		<b>2</b>
Forcible Fondling		1
Forcible Rape		1
<b>ASSAULT OFFENSES</b>		<b>37</b>
Aggravated Assault		8
Intimidation		3
Simple Assault		26
<b>KIDNAPING/ABDUCTION</b>		<b>1</b>
Kidnaping/Abduction		1
<b>ROBBERY</b>		<b>2</b>
Robbery		2
<b>BURGLARY/BREAKING &amp; ENTERING</b>		<b>13</b>
Burglary/Breaking & Entering		13
<b>LARCENY/THEFT OFFENSES</b>		<b>107</b>
All Other Larceny		23
Pocket-picking		1
Purse-snatching		3
Shoplifting		3
Theft From Building		6
Theft From Coin Operated Machine or Device		1
Theft From Motor Vehicle		24
Theft of Motor Vehicle Parts/Accessories		46
<b>MOTOR VEHICLE THEFT</b>		<b>12</b>
Motor Vehicle Theft		12
<b>COUNTERFEITING/FORGERY</b>		<b>11</b>
Counterfeiting/Forgery		11
<b>DESTRUCTION/DAMAGE/VANDALISM OF PROPERTY</b>		<b>58</b>
Destruction/Damage/Vandalism of Property		58
<b>EMBEZZLEMENT</b>		<b>1</b>
Embezzlement		1
<b>FRAUD OFFENSES</b>		<b>32</b>
Credit Card/Automatic Teller Fraud		2
False Pretenses/Swindle/Confidence Game		29

# Offenses (Group "A") by Agency

2002

COUNTY

AGENCY

OFFENSE CATEGORY

OFFENSE

# OF OFFENSES

		# OF OFFENSES
	Impersonation	1
	<b>DRUG/NARCOTIC OFFENSES</b>	<b>4</b>
	Drug/Narcotic Violations	4
	<b>WEAPON LAW VIOLATIONS</b>	<b>1</b>
	Weapon Law Violations	1
<b>Fairview PD</b>	<b>TOTAL</b>	<b>1</b>
	<b>SEX OFFENSES, NONFORCIBLE</b>	<b>1</b>
	Statutory Rape	1
<b>FIRE MARSHAL - MARION</b>	<b>TOTAL</b>	<b>2</b>
	<b>ARSON</b>	<b>2</b>
	Arson	2
<b>Grant Town PD</b>	<b>TOTAL</b>	<b>2</b>
	<b>DESTRUCTION/DAMAGE/VANDALISM OF PROPERTY</b>	<b>2</b>
	Destruction/Damage/Vandalism of Property	2
<b>Mannington PD</b>	<b>TOTAL</b>	<b>24</b>
	<b>ASSAULT OFFENSES</b>	<b>12</b>
	Simple Assault	12
	<b>BURGLARY/BREAKING &amp; ENTERING</b>	<b>3</b>
	Burglary/Breaking & Entering	3
	<b>LARCENY/THEFT OFFENSES</b>	<b>1</b>
	All Other Larceny	1
	<b>MOTOR VEHICLE THEFT</b>	<b>1</b>
	Motor Vehicle Theft	1
	<b>DESTRUCTION/DAMAGE/VANDALISM OF PROPERTY</b>	<b>3</b>
	Destruction/Damage/Vandalism of Property	3
	<b>DRUG/NARCOTIC OFFENSES</b>	<b>3</b>
	Drug/Narcotic Violations	3
	<b>WEAPON LAW VIOLATIONS</b>	<b>1</b>
	Weapon Law Violations	1

# Offenses (Group "A") by Agency

2002

COUNTY

AGENCY

OFFENSE CATEGORY

OFFENSE

# OF OFFENSES

Marion Co SO	TOTAL	372
<b>SEX OFFENSES, FORCIBLE</b>		<b>1</b>
Forcible Fondling		1
<b>ASSAULT OFFENSES</b>		<b>135</b>
Aggravated Assault		20
Intimidation		13
Simple Assault		103
<b>KIDNAPING/ABDUCTION</b>		<b>2</b>
Kidnaping/Abduction		2
<b>ROBBERY</b>		<b>4</b>
Robbery		4
<b>BURGLARY/BREAKING &amp; ENTERING</b>		<b>46</b>
Burglary/Breaking & Entering		46
<b>LARCENY/THEFT OFFENSES</b>		<b>69</b>
All Other Larceny		59
Pocket-picking		1
Purse-snatching		2
Shoplifting		4
Theft of Motor Vehicle Parts/Accessories		3
<b>MOTOR VEHICLE THEFT</b>		<b>10</b>
Motor Vehicle Theft		10
<b>ARSON</b>		<b>1</b>
Arson		1
<b>COUNTERFEITING/FORGERY</b>		<b>4</b>
Counterfeiting/Forgery		4
<b>DESTRUCTION/DAMAGE/VANDALISM OF PROPERTY</b>		<b>80</b>
Destruction/Damage/Vandalism of Property		80
<b>EMBEZZLEMENT</b>		<b>1</b>
Embezzlement		1
<b>FRAUD OFFENSES</b>		<b>12</b>
Credit Card/Automatic Teller Fraud		1
False Pretenses/Swindle/Confidence Game		11
<b>STOLEN PROPERTY OFFENSES</b>		<b>1</b>
Stolen Property Offenses		1
<b>DRUG/NARCOTIC OFFENSES</b>		<b>3</b>
Drug/Narcotic Violations		3
<b>WEAPON LAW VIOLATIONS</b>		<b>2</b>

# Offenses (Group "A") by Agency

2002

**COUNTY**

**AGENCY**

**OFFENSE CATEGORY**

**OFFENSE**

**# OF OFFENSES**

	Weapon Law Violations	2
<b>Monongah PD</b>	<b>TOTAL</b>	<b>1</b>
	<b>LARCENY/THEFT OFFENSES</b>	<b>1</b>
	All Other Larceny	1
<b>Rivesville PD</b>	<b>TOTAL</b>	<b>1</b>
	<b>ASSAULT OFFENSES</b>	<b>1</b>
	Aggravated Assault	1
<b>Marshall County</b>	<b>TOTAL</b>	<b>1,405</b>
<b>Benwood PD</b>	<b>TOTAL</b>	<b>31</b>
	<b>ASSAULT OFFENSES</b>	<b>16</b>
	Aggravated Assault	1
	Simple Assault	15
	<b>LARCENY/THEFT OFFENSES</b>	<b>12</b>
	Shoplifting	12
	<b>MOTOR VEHICLE THEFT</b>	<b>1</b>
	Motor Vehicle Theft	1
	<b>DESTRUCTION/DAMAGE/VANDALISM OF PROPERTY</b>	<b>1</b>
	Destruction/Damage/Vandalism of Property	1
	<b>DRUG/NARCOTIC OFFENSES</b>	<b>1</b>
	Drug/Narcotic Violations	1

# Offenses (Group "A") by Agency

2002

**COUNTY**

**AGENCY**

**OFFENSE CATEGORY**

**OFFENSE**

**# OF OFFENSES**

<u>Cameron PD</u>	<u>TOTAL</u>	<u>20</u>
<b>ASSAULT OFFENSES</b>		<b>7</b>
Aggravated Assault		2
Simple Assault		5
<b>BURGLARY/BREAKING &amp; ENTERING</b>		<b>2</b>
Burglary/Breaking & Entering		2
<b>LARCENY/THEFT OFFENSES</b>		<b>4</b>
Shoplifting		2
Theft From Building		1
Theft From Coin Operated Machine or Device		1
<b>DESTRUCTION/DAMAGE/VANDALISM OF PROPERTY</b>		<b>5</b>
Destruction/Damage/Vandalism of Property		5
<b>FRAUD OFFENSES</b>		<b>1</b>
False Pretenses/Swindle/Confidence Game		1
<b>DRUG/NARCOTIC OFFENSES</b>		<b>1</b>
Drug/Narcotic Violations		1
<u>DNR - 1 - Marshall</u>	<u>TOTAL</u>	<u>3</u>
<b>DRUG/NARCOTIC OFFENSES</b>		<b>2</b>
Drug/Narcotic Violations		2
<b>WEAPON LAW VIOLATIONS</b>		<b>1</b>
Weapon Law Violations		1

# Offenses (Group "A") by Agency

2002

COUNTY

AGENCY

OFFENSE CATEGORY

OFFENSE

# OF OFFENSES

<u>Glen Dale PD</u>	<u>TOTAL</u>	<u>69</u>
<b>ASSAULT OFFENSES</b>		<b>11</b>
Aggravated Assault		2
Intimidation		3
Simple Assault		7
<b>BURGLARY/BREAKING &amp; ENTERING</b>		<b>5</b>
Burglary/Breaking & Entering		5
<b>LARCENY/THEFT OFFENSES</b>		<b>18</b>
All Other Larceny		9
Theft From Building		2
Theft From Coin Operated Machine or Device		1
Theft From Motor Vehicle		4
Theft of Motor Vehicle Parts/Accessories		2
<b>MOTOR VEHICLE THEFT</b>		<b>1</b>
Motor Vehicle Theft		1
<b>COUNTERFEITING/FORGERY</b>		<b>3</b>
Counterfeiting/Forgery		3
<b>DESTRUCTION/DAMAGE/VANDALISM OF PROPERTY</b>		<b>23</b>
Destruction/Damage/Vandalism of Property		23
<b>FRAUD OFFENSES</b>		<b>2</b>
False Pretenses/Swindle/Confidence Game		1
Impersonation		1
<b>DRUG/NARCOTIC OFFENSES</b>		<b>3</b>
Drug Equipment Violations		1
Drug/Narcotic Violations		3
<b>PORNOGRAPHY/OBSCENE MATERIAL</b>		<b>1</b>
Pornography/Obscene Material		1

# Offenses (Group "A") by Agency

2002

COUNTY

AGENCY

OFFENSE CATEGORY

OFFENSE

# OF OFFENSES

<u>Marshall Co SO</u>	<u>TOTAL</u>	<u>628</u>
<b>SEX OFFENSES, FORCIBLE</b>		<b>9</b>
Forcible Fondling		8
Forcible Rape		1
<b>SEX OFFENSES, NONFORCIBLE</b>		<b>1</b>
Statutory Rape		1
<b>ASSAULT OFFENSES</b>		<b>221</b>
Aggravated Assault		6
Intimidation		94
Simple Assault		124
<b>BURGLARY/BREAKING &amp; ENTERING</b>		<b>46</b>
Burglary/Breaking & Entering		46
<b>LARCENY/THEFT OFFENSES</b>		<b>115</b>
All Other Larceny		48
Shoplifting		2
Theft From Building		30
Theft From Coin Operated Machine or Device		5
Theft From Motor Vehicle		28
Theft of Motor Vehicle Parts/Accessories		2
<b>MOTOR VEHICLE THEFT</b>		<b>17</b>
Motor Vehicle Theft		17
<b>ARSON</b>		<b>2</b>
Arson		2
<b>COUNTERFEITING/FORGERY</b>		<b>1</b>
Counterfeiting/Forgery		1
<b>DESTRUCTION/DAMAGE/VANDALISM OF PROPERTY</b>		<b>172</b>
Destruction/Damage/Vandalism of Property		172
<b>EMBEZZLEMENT</b>		<b>1</b>
Embezzlement		1
<b>FRAUD OFFENSES</b>		<b>17</b>
Credit Card/Automatic Teller Fraud		3
False Pretenses/Swindle/Confidence Game		12
Welfare Fraud		1
Wire Fraud		1
<b>DRUG/NARCOTIC OFFENSES</b>		<b>17</b>
Drug Equipment Violations		1



# Offenses (Group "A") by Agency

2002

COUNTY

AGENCY

OFFENSE CATEGORY

OFFENSE

# OF OFFENSES

	Drug/Narcotic Violations	16
	<b>WEAPON LAW VIOLATIONS</b>	<b>6</b>
	Weapon Law Violations	6
<b>Mc Mechen PD</b>	<b>TOTAL</b>	<b>19</b>
	<b>ASSAULT OFFENSES</b>	<b>2</b>
	Simple Assault	2
	<b>BURGLARY/BREAKING &amp; ENTERING</b>	<b>3</b>
	Burglary/Breaking & Entering	3
	<b>LARCENY/THEFT OFFENSES</b>	<b>2</b>
	Theft From Building	1
	Theft From Motor Vehicle	1
	<b>DESTRUCTION/DAMAGE/VANDALISM OF PROPERTY</b>	<b>11</b>
	Destruction/Damage/Vandalism of Property	11
	<b>STOLEN PROPERTY OFFENSES</b>	<b>1</b>
	Stolen Property Offenses	1

# Offenses (Group "A") by Agency

2002

COUNTY

AGENCY

OFFENSE CATEGORY

OFFENSE

# OF OFFENSES

<u>Moundsville PD</u>	<u>TOTAL</u>	<u>632</u>
<b>SEX OFFENSES, FORCIBLE</b>		<b>6</b>
Forcible Fondling		5
Forcible Rape		1
<b>ASSAULT OFFENSES</b>		<b>115</b>
Aggravated Assault		4
Intimidation		4
Simple Assault		107
<b>ROBBERY</b>		<b>1</b>
Robbery		1
<b>BURGLARY/BREAKING &amp; ENTERING</b>		<b>82</b>
Burglary/Breaking & Entering		82
<b>LARCENY/THEFT OFFENSES</b>		<b>232</b>
All Other Larceny		83
Pocket-picking		1
Purse-snatching		1
Shoplifting		17
Theft From Building		38
Theft From Coin Operated Machine or Device		9
Theft From Motor Vehicle		62
Theft of Motor Vehicle Parts/Accessories		21
<b>MOTOR VEHICLE THEFT</b>		<b>14</b>
Motor Vehicle Theft		14
<b>COUNTERFEITING/FORGERY</b>		<b>7</b>
Counterfeiting/Forgery		7
<b>DESTRUCTION/DAMAGE/VANDALISM OF PROPERTY</b>		<b>130</b>
Destruction/Damage/Vandalism of Property		130
<b>EMBEZZLEMENT</b>		<b>2</b>
Embezzlement		2
<b>FRAUD OFFENSES</b>		<b>12</b>
Credit Card/Automatic Teller Fraud		2
False Pretenses/Swindle/Confidence Game		11
<b>STOLEN PROPERTY OFFENSES</b>		<b>2</b>
Stolen Property Offenses		2
<b>DRUG/NARCOTIC OFFENSES</b>		<b>21</b>
Drug Equipment Violations		1

# Offenses (Group "A") by Agency

---

2002

COUNTY

AGENCY

OFFENSE CATEGORY

OFFENSE

# OF OFFENSES

---

Drug/Narcotic Violations	21
<b>WEAPON LAW VIOLATIONS</b>	<b>6</b>
Weapon Law Violations	6

# Offenses (Group "A") by Agency

2002

COUNTY

AGENCY

OFFENSE CATEGORY

OFFENSE

# OF OFFENSES

<u>Moundsville SP</u>	<u>TOTAL</u>	<u>135</u>
<b>SEX OFFENSES, FORCIBLE</b>		<b>7</b>
Forcible Fondling		4
Forcible Rape		2
Forcible Sodomy		1
Sexual Assault With An Object		1
<b>ASSAULT OFFENSES</b>		<b>47</b>
Aggravated Assault		6
Intimidation		19
Simple Assault		22
<b>KIDNAPING/ABDUCTION</b>		<b>1</b>
Kidnaping/Abduction		1
<b>BURGLARY/BREAKING &amp; ENTERING</b>		<b>9</b>
Burglary/Breaking & Entering		9
<b>LARCENY/THEFT OFFENSES</b>		<b>25</b>
All Other Larceny		5
Purse-snatching		2
Theft From Building		3
Theft From Coin Operated Machine or Device		1
Theft From Motor Vehicle		2
Theft of Motor Vehicle Parts/Accessories		12
<b>MOTOR VEHICLE THEFT</b>		<b>6</b>
Motor Vehicle Theft		6
<b>COUNTERFEITING/FORGERY</b>		<b>1</b>
Counterfeiting/Forgery		1
<b>DESTRUCTION/DAMAGE/VANDALISM OF PROPERTY</b>		<b>15</b>
Destruction/Damage/Vandalism of Property		15
<b>EMBEZZLEMENT</b>		<b>1</b>
Embezzlement		1
<b>FRAUD OFFENSES</b>		<b>6</b>
False Pretenses/Swindle/Confidence Game		6
Impersonation		1
<b>DRUG/NARCOTIC OFFENSES</b>		<b>13</b>
Drug/Narcotic Violations		13
<b>WEAPON LAW VIOLATIONS</b>		<b>2</b>
Weapon Law Violations		2

# Offenses (Group "A") by Agency

2002

COUNTY

AGENCY

OFFENSE CATEGORY

OFFENSE

# OF OFFENSES

<b>Mason</b>	<b>County TOTAL</b>	<b>932</b>
<b>DNR - 5 - Mason</b>	<b>TOTAL</b>	<b>3</b>
<b>DRUG/NARCOTIC OFFENSES</b>		<b>1</b>
Drug/Narcotic Violations		1
<b>WEAPON LAW VIOLATIONS</b>		<b>2</b>
Weapon Law Violations		2
<b>FIRE MARSHAL - Mason</b>	<b>TOTAL</b>	<b>8</b>
<b>ARSON</b>		<b>8</b>
Arson		8
<b>Hartford PD</b>	<b>TOTAL</b>	<b>5</b>
<b>ASSAULT OFFENSES</b>		<b>1</b>
Simple Assault		1
<b>BURGLARY/BREAKING &amp; ENTERING</b>		<b>1</b>
Burglary/Breaking & Entering		1
<b>LARCENY/THEFT OFFENSES</b>		<b>1</b>
Theft From Motor Vehicle		1
<b>MOTOR VEHICLE THEFT</b>		<b>1</b>
Motor Vehicle Theft		1
<b>DRUG/NARCOTIC OFFENSES</b>		<b>1</b>
Drug/Narcotic Violations		1
<b>Henderson PD</b>	<b>TOTAL</b>	<b>2</b>
<b>ASSAULT OFFENSES</b>		<b>1</b>
Simple Assault		1
<b>DRUG/NARCOTIC OFFENSES</b>		<b>1</b>
Drug/Narcotic Violations		1

# Offenses (Group "A") by Agency

2002

COUNTY

AGENCY

OFFENSE CATEGORY

OFFENSE

# OF OFFENSES

<u>Mason Co SO</u>	<u>TOTAL</u>	<u>215</u>
<b>SEX OFFENSES, FORCIBLE</b>		<b>2</b>
Forcible Fondling		2
<b>ASSAULT OFFENSES</b>		<b>104</b>
Aggravated Assault		20
Intimidation		13
Simple Assault		71
<b>KIDNAPING/ABDUCTION</b>		<b>1</b>
Kidnaping/Abduction		1
<b>BURGLARY/BREAKING &amp; ENTERING</b>		<b>8</b>
Burglary/Breaking & Entering		8
<b>LARCENY/THEFT OFFENSES</b>		<b>32</b>
All Other Larceny		21
Theft From Building		2
Theft From Motor Vehicle		9
<b>MOTOR VEHICLE THEFT</b>		<b>12</b>
Motor Vehicle Theft		12
<b>ARSON</b>		<b>4</b>
Arson		4
<b>COUNTERFEITING/FORGERY</b>		<b>1</b>
Counterfeiting/Forgery		1
<b>DESTRUCTION/DAMAGE/VANDALISM OF PROPERTY</b>		<b>43</b>
Destruction/Damage/Vandalism of Property		43
<b>DRUG/NARCOTIC OFFENSES</b>		<b>7</b>
Drug/Narcotic Violations		7
<b>WEAPON LAW VIOLATIONS</b>		<b>1</b>
Weapon Law Violations		1

# Offenses (Group "A") by Agency

2002

COUNTY

AGENCY

OFFENSE CATEGORY

OFFENSE

# OF OFFENSES

<u>Mason PD</u>	<u>TOTAL</u>	<u>34</u>
<b>ASSAULT OFFENSES</b>		<b>1</b>
Simple Assault		1
<b>BURGLARY/BREAKING &amp; ENTERING</b>		<b>2</b>
Burglary/Breaking & Entering		2
<b>LARCENY/THEFT OFFENSES</b>		<b>19</b>
All Other Larceny		1
Shoplifting		10
Theft From Building		4
Theft From Motor Vehicle		4
<b>MOTOR VEHICLE THEFT</b>		<b>1</b>
Motor Vehicle Theft		1
<b>DESTRUCTION/DAMAGE/VANDALISM OF PROPERTY</b>		<b>9</b>
Destruction/Damage/Vandalism of Property		9
<b>EMBEZZLEMENT</b>		<b>1</b>
Embezzlement		1
<b>WEAPON LAW VIOLATIONS</b>		<b>1</b>
Weapon Law Violations		1
<u>New Haven PD</u>	<u>TOTAL</u>	<u>48</u>
<b>SEX OFFENSES, FORCIBLE</b>		<b>1</b>
Forcible Rape		1
<b>ASSAULT OFFENSES</b>		<b>10</b>
Simple Assault		10
<b>BURGLARY/BREAKING &amp; ENTERING</b>		<b>6</b>
Burglary/Breaking & Entering		6
<b>LARCENY/THEFT OFFENSES</b>		<b>17</b>
All Other Larceny		8
Theft From Building		3
Theft From Motor Vehicle		6
Theft of Motor Vehicle Parts/Accessories		1
<b>MOTOR VEHICLE THEFT</b>		<b>1</b>
Motor Vehicle Theft		1
<b>DESTRUCTION/DAMAGE/VANDALISM OF PROPERTY</b>		<b>12</b>
Destruction/Damage/Vandalism of Property		12

# Offenses (Group "A") by Agency

2002

COUNTY

AGENCY

OFFENSE CATEGORY

OFFENSE

# OF OFFENSES

Point Pleasant PD	TOTAL	487
<b>ASSAULT OFFENSES</b>		<b>123</b>
Aggravated Assault		7
Intimidation		42
Simple Assault		76
<b>KIDNAPING/ABDUCTION</b>		<b>1</b>
Kidnaping/Abduction		1
<b>BURGLARY/BREAKING &amp; ENTERING</b>		<b>34</b>
Burglary/Breaking & Entering		34
<b>LARCENY/THEFT OFFENSES</b>		<b>146</b>
All Other Larceny		35
Shoplifting		24
Theft From Building		38
Theft From Motor Vehicle		39
Theft of Motor Vehicle Parts/Accessories		10
<b>MOTOR VEHICLE THEFT</b>		<b>10</b>
Motor Vehicle Theft		10
<b>ARSON</b>		<b>2</b>
Arson		2
<b>COUNTERFEITING/FORGERY</b>		<b>13</b>
Counterfeiting/Forgery		13
<b>DESTRUCTION/DAMAGE/VANDALISM OF PROPERTY</b>		<b>128</b>
Destruction/Damage/Vandalism of Property		128
<b>EMBEZZLEMENT</b>		<b>2</b>
Embezzlement		2
<b>FRAUD OFFENSES</b>		<b>7</b>
Credit Card/Automatic Teller Fraud		1
False Pretenses/Swindle/Confidence Game		6
<b>DRUG/NARCOTIC OFFENSES</b>		<b>17</b>
Drug/Narcotic Violations		17
<b>WEAPON LAW VIOLATIONS</b>		<b>2</b>
Weapon Law Violations		2



# Offenses (Group "A") by Agency

2002

COUNTY

AGENCY

OFFENSE CATEGORY

OFFENSE

# OF OFFENSES

Point Pleasant SP	TOTAL	178
<b>HOMICIDE OFFENSES</b>		<b>2</b>
Murder and Nonnegligent Manslaughter		1
Negligent Manslaughter		1
<b>SEX OFFENSES, FORCIBLE</b>		<b>4</b>
Forcible Fondling		3
Sexual Assault With An Object		1
<b>SEX OFFENSES, NONFORCIBLE</b>		<b>1</b>
Statutory Rape		1
<b>ASSAULT OFFENSES</b>		<b>28</b>
Aggravated Assault		4
Intimidation		6
Simple Assault		18
<b>BURGLARY/BREAKING &amp; ENTERING</b>		<b>15</b>
Burglary/Breaking & Entering		15
<b>LARCENY/THEFT OFFENSES</b>		<b>33</b>
All Other Larceny		7
Theft From Building		9
Theft From Motor Vehicle		3
Theft of Motor Vehicle Parts/Accessories		14
<b>MOTOR VEHICLE THEFT</b>		<b>5</b>
Motor Vehicle Theft		5
<b>ARSON</b>		<b>2</b>
Arson		2
<b>COUNTERFEITING/FORGERY</b>		<b>1</b>
Counterfeiting/Forgery		1
<b>DESTRUCTION/DAMAGE/VANDALISM OF PROPERTY</b>		<b>29</b>
Destruction/Damage/Vandalism of Property		29
<b>EMBEZZLEMENT</b>		<b>1</b>
Embezzlement		1
<b>FRAUD OFFENSES</b>		<b>8</b>
False Pretenses/Swindle/Confidence Game		8
<b>STOLEN PROPERTY OFFENSES</b>		<b>1</b>
Stolen Property Offenses		1
<b>DRUG/NARCOTIC OFFENSES</b>		<b>44</b>
Drug/Narcotic Violations		44
<b>WEAPON LAW VIOLATIONS</b>		<b>4</b>

# Offenses (Group "A") by Agency

2002

COUNTY

AGENCY

OFFENSE CATEGORY

OFFENSE

# OF OFFENSES

Weapon Law Violations 4

**McDowell County TOTAL 1,082**

<b>Bradshaw PD</b>	<b>TOTAL</b>	<b>11</b>
<b>BURGLARY/BREAKING &amp; ENTERING</b>		<b>2</b>
Burglary/Breaking & Entering		2
<b>LARCENY/THEFT OFFENSES</b>		<b>2</b>
Theft From Building		2
<b>COUNTERFEITING/FORGERY</b>		<b>1</b>
Counterfeiting/Forgery		1
<b>DESTRUCTION/DAMAGE/VANDALISM OF PROPERTY</b>		<b>2</b>
Destruction/Damage/Vandalism of Property		2
<b>STOLEN PROPERTY OFFENSES</b>		<b>1</b>
Stolen Property Offenses		1
<b>DRUG/NARCOTIC OFFENSES</b>		<b>3</b>
Drug/Narcotic Violations		3
<b>Davy PD</b>	<b>TOTAL</b>	<b>5</b>
<b>ASSAULT OFFENSES</b>		<b>2</b>
Simple Assault		2
<b>DESTRUCTION/DAMAGE/VANDALISM OF PROPERTY</b>		<b>3</b>
Destruction/Damage/Vandalism of Property		3
<b>DNR - 4 - McDowell</b>	<b>TOTAL</b>	<b>6</b>
<b>ASSAULT OFFENSES</b>		<b>4</b>
Intimidation		2
Simple Assault		2
<b>BURGLARY/BREAKING &amp; ENTERING</b>		<b>1</b>
Burglary/Breaking & Entering		1
<b>DRUG/NARCOTIC OFFENSES</b>		<b>1</b>
Drug/Narcotic Violations		1
<b>FIRE MARSHAL - McDOWELL</b>	<b>TOTAL</b>	<b>1</b>
<b>ARSON</b>		<b>1</b>
Arson		1

# Offenses (Group "A") by Agency

2002

COUNTY

AGENCY

OFFENSE CATEGORY

OFFENSE

# OF OFFENSES

Mc Dowell Co SO	TOTAL	600
<b>SEX OFFENSES, FORCIBLE</b>		<b>3</b>
Forcible Fondling		1
Forcible Rape		1
Sexual Assault With An Object		1
<b>SEX OFFENSES, NONFORCIBLE</b>		<b>1</b>
Statutory Rape		1
<b>ASSAULT OFFENSES</b>		<b>217</b>
Aggravated Assault		19
Intimidation		71
Simple Assault		128
<b>KIDNAPING/ABDUCTION</b>		<b>1</b>
Kidnaping/Abduction		1
<b>ROBBERY</b>		<b>3</b>
Robbery		3
<b>BURGLARY/BREAKING &amp; ENTERING</b>		<b>57</b>
Burglary/Breaking & Entering		57
<b>LARCENY/THEFT OFFENSES</b>		<b>90</b>
All Other Larceny		17
Theft From Building		48
Theft From Motor Vehicle		15
Theft of Motor Vehicle Parts/Accessories		10
<b>MOTOR VEHICLE THEFT</b>		<b>13</b>
Motor Vehicle Theft		13
<b>ARSON</b>		<b>2</b>
Arson		2
<b>COUNTERFEITING/FORGERY</b>		<b>8</b>
Counterfeiting/Forgery		8
<b>DESTRUCTION/DAMAGE/VANDALISM OF PROPERTY</b>		<b>56</b>
Destruction/Damage/Vandalism of Property		56
<b>FRAUD OFFENSES</b>		<b>30</b>
False Pretenses/Swindle/Confidence Game		30
<b>STOLEN PROPERTY OFFENSES</b>		<b>9</b>
Stolen Property Offenses		9
<b>DRUG/NARCOTIC OFFENSES</b>		<b>98</b>
Drug/Narcotic Violations		98
<b>WEAPON LAW VIOLATIONS</b>		<b>11</b>

# Offenses (Group "A") by Agency

2002

COUNTY

AGENCY

OFFENSE CATEGORY

OFFENSE

# OF OFFENSES

		# OF OFFENSES
	Weapon Law Violations	11
<b>North Fork PD</b>	<b>TOTAL</b>	<b>12</b>
	<b>ASSAULT OFFENSES</b>	<b>4</b>
	Aggravated Assault	1
	Intimidation	1
	Simple Assault	2
	<b>BURGLARY/BREAKING &amp; ENTERING</b>	<b>1</b>
	Burglary/Breaking & Entering	1
	<b>LARCENY/THEFT OFFENSES</b>	<b>1</b>
	Shoplifting	1
	<b>DESTRUCTION/DAMAGE/VANDALISM OF PROPERTY</b>	<b>1</b>
	Destruction/Damage/Vandalism of Property	1
	<b>STOLEN PROPERTY OFFENSES</b>	<b>3</b>
	Stolen Property Offenses	3
	<b>DRUG/NARCOTIC OFFENSES</b>	<b>2</b>
	Drug/Narcotic Violations	2

# Offenses (Group "A") by Agency

2002

COUNTY

AGENCY

OFFENSE CATEGORY

OFFENSE

# OF OFFENSES

War PD	TOTAL	122
<b>SEX OFFENSES, NONFORCIBLE</b>		<b>1</b>
Statutory Rape		1
<b>ASSAULT OFFENSES</b>		<b>37</b>
Aggravated Assault		2
Intimidation		14
Simple Assault		23
<b>ROBBERY</b>		<b>2</b>
Robbery		2
<b>BURGLARY/BREAKING &amp; ENTERING</b>		<b>13</b>
Burglary/Breaking & Entering		13
<b>LARCENY/THEFT OFFENSES</b>		<b>41</b>
All Other Larceny		7
Shoplifting		1
Theft From Building		25
Theft From Motor Vehicle		4
Theft of Motor Vehicle Parts/Accessories		4
<b>MOTOR VEHICLE THEFT</b>		<b>3</b>
Motor Vehicle Theft		3
<b>COUNTERFEITING/FORGERY</b>		<b>1</b>
Counterfeiting/Forgery		1
<b>DESTRUCTION/DAMAGE/VANDALISM OF PROPERTY</b>		<b>12</b>
Destruction/Damage/Vandalism of Property		12
<b>FRAUD OFFENSES</b>		<b>1</b>
False Pretenses/Swindle/Confidence Game		1
<b>DRUG/NARCOTIC OFFENSES</b>		<b>8</b>
Drug/Narcotic Violations		8
<b>WEAPON LAW VIOLATIONS</b>		<b>1</b>
Weapon Law Violations		1

# Offenses (Group "A") by Agency

2002

COUNTY

AGENCY

OFFENSE CATEGORY

OFFENSE

# OF OFFENSES

Welch PD	TOTAL	249
<b>ASSAULT OFFENSES</b>		<b>84</b>
Aggravated Assault		7
Intimidation		11
Simple Assault		66
<b>ROBBERY</b>		<b>1</b>
Robbery		1
<b>BURGLARY/BREAKING &amp; ENTERING</b>		<b>17</b>
Burglary/Breaking & Entering		17
<b>LARCENY/THEFT OFFENSES</b>		<b>57</b>
All Other Larceny		33
Pocket-picking		1
Shoplifting		8
Theft From Building		7
Theft From Motor Vehicle		6
Theft of Motor Vehicle Parts/Accessories		2
<b>MOTOR VEHICLE THEFT</b>		<b>2</b>
Motor Vehicle Theft		2
<b>COUNTERFEITING/FORGERY</b>		<b>4</b>
Counterfeiting/Forgery		4
<b>DESTRUCTION/DAMAGE/VANDALISM OF PROPERTY</b>		<b>63</b>
Destruction/Damage/Vandalism of Property		63
<b>FRAUD OFFENSES</b>		<b>3</b>
False Pretenses/Swindle/Confidence Game		3
<b>DRUG/NARCOTIC OFFENSES</b>		<b>18</b>
Drug/Narcotic Violations		18

# Offenses (Group "A") by Agency

2002

COUNTY

AGENCY

OFFENSE CATEGORY

OFFENSE

# OF OFFENSES

Welch SP	TOTAL	135
<b>SEX OFFENSES, FORCIBLE</b>		<b>1</b>
Forcible Rape		1
<b>ASSAULT OFFENSES</b>		<b>35</b>
Aggravated Assault		5
Intimidation		3
Simple Assault		27
<b>ROBBERY</b>		<b>2</b>
Robbery		2
<b>BURGLARY/BREAKING &amp; ENTERING</b>		<b>32</b>
Burglary/Breaking & Entering		32
<b>LARCENY/THEFT OFFENSES</b>		<b>37</b>
All Other Larceny		13
Shoplifting		1
Theft From Building		7
Theft From Motor Vehicle		7
Theft of Motor Vehicle Parts/Accessories		9
<b>MOTOR VEHICLE THEFT</b>		<b>6</b>
Motor Vehicle Theft		6
<b>COUNTERFEITING/FORGERY</b>		<b>2</b>
Counterfeiting/Forgery		2
<b>DESTRUCTION/DAMAGE/VANDALISM OF PROPERTY</b>		<b>18</b>
Destruction/Damage/Vandalism of Property		18
<b>STOLEN PROPERTY OFFENSES</b>		<b>2</b>
Stolen Property Offenses		2
<b>Mercer County TOTAL</b>		<b>4,464</b>

# Offenses (Group "A") by Agency

2002

COUNTY

AGENCY

OFFENSE CATEGORY

OFFENSE

# OF OFFENSES

<u>Athens PD</u>	<u>TOTAL</u>	<u>9</u>
<b>ASSAULT OFFENSES</b>		<b>1</b>
Simple Assault		1
<b>BURGLARY/BREAKING &amp; ENTERING</b>		<b>2</b>
Burglary/Breaking & Entering		2
<b>LARCENY/THEFT OFFENSES</b>		<b>5</b>
All Other Larceny		1
Theft From Building		1
Theft From Motor Vehicle		3
<b>DESTRUCTION/DAMAGE/VANDALISM OF PROPERTY</b>		<b>1</b>
Destruction/Damage/Vandalism of Property		1
<u>Bluefield College</u>	<u>TOTAL</u>	<u>13</u>
<b>BURGLARY/BREAKING &amp; ENTERING</b>		<b>1</b>
Burglary/Breaking & Entering		1
<b>LARCENY/THEFT OFFENSES</b>		<b>8</b>
All Other Larceny		2
Theft From Building		4
Theft From Motor Vehicle		2
<b>DESTRUCTION/DAMAGE/VANDALISM OF PROPERTY</b>		<b>4</b>
Destruction/Damage/Vandalism of Property		4



# Offenses (Group "A") by Agency

2002

COUNTY

AGENCY

OFFENSE CATEGORY

OFFENSE

# OF OFFENSES

Bluefield PD	TOTAL	938
<b>HOMICIDE OFFENSES</b>		<b>2</b>
Murder and Nonnegligent Manslaughter		2
<b>SEX OFFENSES, FORCIBLE</b>		<b>7</b>
Forcible Fondling		1
Forcible Rape		4
Forcible Sodomy		1
Sexual Assault With An Object		1
<b>SEX OFFENSES, NONFORCIBLE</b>		<b>3</b>
Statutory Rape		3
<b>ASSAULT OFFENSES</b>		<b>237</b>
Aggravated Assault		25
Intimidation		38
Simple Assault		177
<b>KIDNAPING/ABDUCTION</b>		<b>1</b>
Kidnaping/Abduction		1
<b>ROBBERY</b>		<b>12</b>
Robbery		12
<b>BURGLARY/BREAKING &amp; ENTERING</b>		<b>83</b>
Burglary/Breaking & Entering		83
<b>LARCENY/THEFT OFFENSES</b>		<b>248</b>
All Other Larceny		169
Shoplifting		2
Theft From Building		6
Theft From Coin Operated Machine or Device		2
Theft From Motor Vehicle		65
Theft of Motor Vehicle Parts/Accessories		4
<b>MOTOR VEHICLE THEFT</b>		<b>22</b>
Motor Vehicle Theft		22
<b>ARSON</b>		<b>6</b>
Arson		6
<b>COUNTERFEITING/FORGERY</b>		<b>26</b>
Counterfeiting/Forgery		26
<b>DESTRUCTION/DAMAGE/VANDALISM OF PROPERTY</b>		<b>187</b>
Destruction/Damage/Vandalism of Property		187
<b>FRAUD OFFENSES</b>		<b>9</b>
Credit Card/Automatic Teller Fraud		1

# Offenses (Group "A") by Agency

2002

COUNTY

AGENCY

OFFENSE CATEGORY

OFFENSE

# OF OFFENSES

	False Pretenses/Swindle/Confidence Game	7
	Impersonation	1
	<b>STOLEN PROPERTY OFFENSES</b>	<b>3</b>
	Stolen Property Offenses	3
	<b>DRUG/NARCOTIC OFFENSES</b>	<b>76</b>
	Drug/Narcotic Violations	76
	<b>PROSTITUTION OFFENSES</b>	<b>1</b>
	Assisting or Promoting Prostitution	1
	<b>WEAPON LAW VIOLATIONS</b>	<b>12</b>
	Weapon Law Violations	12
<b>Bramwell PD</b>	<b>TOTAL</b>	<b>4</b>
	<b>ASSAULT OFFENSES</b>	<b>1</b>
	Intimidation	1
	<b>LARCENY/THEFT OFFENSES</b>	<b>1</b>
	Theft From Motor Vehicle	1
	Theft of Motor Vehicle Parts/Accessories	1
	<b>DRUG/NARCOTIC OFFENSES</b>	<b>1</b>
	Drug/Narcotic Violations	1
<b>Concord College Security</b>	<b>TOTAL</b>	<b>50</b>
	<b>ASSAULT OFFENSES</b>	<b>1</b>
	Simple Assault	1
	<b>BURGLARY/BREAKING &amp; ENTERING</b>	<b>10</b>
	Burglary/Breaking & Entering	10
	<b>LARCENY/THEFT OFFENSES</b>	<b>25</b>
	Theft From Building	20
	Theft From Motor Vehicle	5
	<b>DESTRUCTION/DAMAGE/VANDALISM OF PROPERTY</b>	<b>9</b>
	Destruction/Damage/Vandalism of Property	9
	<b>DRUG/NARCOTIC OFFENSES</b>	<b>5</b>
	Drug/Narcotic Violations	5
<b>DNR - 4 - Mercer</b>	<b>TOTAL</b>	<b>3</b>
	<b>ARSON</b>	<b>1</b>
	Arson	1
	<b>WEAPON LAW VIOLATIONS</b>	<b>2</b>
	Weapon Law Violations	2

# Offenses (Group "A") by Agency

2002

COUNTY

AGENCY

OFFENSE CATEGORY

OFFENSE

# OF OFFENSES

<u>Matoaka PD</u>	<u>TOTAL</u>	<u>10</u>
<b>ASSAULT OFFENSES</b>		<b>6</b>
Aggravated Assault		4
Intimidation		1
Simple Assault		1
<b>BURGLARY/BREAKING &amp; ENTERING</b>		<b>1</b>
Burglary/Breaking & Entering		1
<b>LARCENY/THEFT OFFENSES</b>		<b>1</b>
Shoplifting		1
<b>FRAUD OFFENSES</b>		<b>1</b>
Impersonation		1
<b>WEAPON LAW VIOLATIONS</b>		<b>1</b>
Weapon Law Violations		1

# Offenses (Group "A") by Agency

2002

COUNTY

AGENCY

OFFENSE CATEGORY

OFFENSE

# OF OFFENSES

<u>Mercer Co SO</u>	<u>TOTAL</u>	<u>1,739</u>
<b>HOMICIDE OFFENSES</b>		<b>1</b>
Murder and Nonnegligent Manslaughter		1
<b>SEX OFFENSES, FORCIBLE</b>		<b>16</b>
Forcible Fondling		6
Forcible Rape		5
Forcible Sodomy		2
Sexual Assault With An Object		3
<b>SEX OFFENSES, NONFORCIBLE</b>		<b>3</b>
Incest		1
Statutory Rape		2
<b>ASSAULT OFFENSES</b>		<b>553</b>
Aggravated Assault		88
Intimidation		102
Simple Assault		365
<b>KIDNAPING/ABDUCTION</b>		<b>9</b>
Kidnaping/Abduction		9
<b>ROBBERY</b>		<b>12</b>
Robbery		12
<b>BURGLARY/BREAKING &amp; ENTERING</b>		<b>221</b>
Burglary/Breaking & Entering		221
<b>LARCENY/THEFT OFFENSES</b>		<b>383</b>
All Other Larceny		70
Shoplifting		41
Theft From Building		98
Theft From Coin Operated Machine or Device		12
Theft From Motor Vehicle		129
Theft of Motor Vehicle Parts/Accessories		34
<b>MOTOR VEHICLE THEFT</b>		<b>71</b>
Motor Vehicle Theft		71
<b>ARSON</b>		<b>12</b>
Arson		12
<b>COUNTERFEITING/FORGERY</b>		<b>58</b>
Counterfeiting/Forgery		58
<b>DESTRUCTION/DAMAGE/VANDALISM OF PROPERTY</b>		<b>228</b>
Destruction/Damage/Vandalism of Property		228

# Offenses (Group "A") by Agency

2002

COUNTY

AGENCY

OFFENSE CATEGORY

OFFENSE

# OF OFFENSES

---

<b>EMBEZZLEMENT</b>	<b>4</b>
Embezzlement	4
<b>FRAUD OFFENSES</b>	<b>77</b>
Credit Card/Automatic Teller Fraud	5
False Pretenses/Swindle/Confidence Game	58
Impersonation	10
Welfare Fraud	5
Wire Fraud	1
<b>STOLEN PROPERTY OFFENSES</b>	<b>4</b>
Stolen Property Offenses	4
<b>DRUG/NARCOTIC OFFENSES</b>	<b>61</b>
Drug Equipment Violations	2
Drug/Narcotic Violations	60
<b>PORNOGRAPHY/OBSCENE MATERIAL</b>	<b>1</b>
Pornography/Obscene Material	1
<b>PROSTITUTION OFFENSES</b>	<b>1</b>
Assisting or Promoting Prostitution	1
<b>WEAPON LAW VIOLATIONS</b>	<b>18</b>
Weapon Law Violations	18

# Offenses (Group "A") by Agency

2002

COUNTY

AGENCY

OFFENSE CATEGORY

OFFENSE

# OF OFFENSES

<u>Princeton PD</u>	<u>TOTAL</u>	<u>1,086</u>
<b>HOMICIDE OFFENSES</b>		<b>1</b>
Murder and Nonnegligent Manslaughter		1
<b>SEX OFFENSES, FORCIBLE</b>		<b>3</b>
Forcible Rape		3
<b>SEX OFFENSES, NONFORCIBLE</b>		<b>1</b>
Incest		1
<b>ASSAULT OFFENSES</b>		<b>271</b>
Aggravated Assault		40
Intimidation		107
Simple Assault		125
<b>KIDNAPING/ABDUCTION</b>		<b>1</b>
Kidnaping/Abduction		1
<b>ROBBERY</b>		<b>8</b>
Robbery		8
<b>BURGLARY/BREAKING &amp; ENTERING</b>		<b>87</b>
Burglary/Breaking & Entering		87
<b>LARCENY/THEFT OFFENSES</b>		<b>339</b>
All Other Larceny		157
Pocket-picking		1
Shoplifting		59
Theft From Building		29
Theft From Coin Operated Machine or Device		8
Theft From Motor Vehicle		58
Theft of Motor Vehicle Parts/Accessories		27
<b>MOTOR VEHICLE THEFT</b>		<b>20</b>
Motor Vehicle Theft		20
<b>ARSON</b>		<b>2</b>
Arson		2
<b>COUNTERFEITING/FORGERY</b>		<b>51</b>
Counterfeiting/Forgery		51
<b>DESTRUCTION/DAMAGE/VANDALISM OF PROPERTY</b>		<b>197</b>
Destruction/Damage/Vandalism of Property		197
<b>EMBEZZLEMENT</b>		<b>3</b>
Embezzlement		3
<b>FRAUD OFFENSES</b>		<b>31</b>
Credit Card/Automatic Teller Fraud		5

# Offenses (Group "A") by Agency

2002

COUNTY

AGENCY

OFFENSE CATEGORY

OFFENSE

# OF OFFENSES

---

False Pretenses/Swindle/Confidence Game	21
Impersonation	5
<b>DRUG/NARCOTIC OFFENSES</b>	<b>43</b>
Drug Equipment Violations	8
Drug/Narcotic Violations	42
<b>PROSTITUTION OFFENSES</b>	<b>7</b>
Prostitution	7
<b>WEAPON LAW VIOLATIONS</b>	<b>13</b>
Weapon Law Violations	13

# Offenses (Group "A") by Agency

2002

COUNTY

AGENCY

OFFENSE CATEGORY

OFFENSE

# OF OFFENSES

<u>Princeton SP</u>	<u>TOTAL</u>	<u>897</u>
<b>HOMICIDE OFFENSES</b>		<b>2</b>
Murder and Nonnegligent Manslaughter		2
<b>SEX OFFENSES, FORCIBLE</b>		<b>8</b>
Forcible Fondling		1
Forcible Rape		1
Sexual Assault With An Object		6
<b>ASSAULT OFFENSES</b>		<b>121</b>
Aggravated Assault		31
Intimidation		12
Simple Assault		79
<b>KIDNAPING/ABDUCTION</b>		<b>1</b>
Kidnaping/Abduction		1
<b>BURGLARY/BREAKING &amp; ENTERING</b>		<b>158</b>
Burglary/Breaking & Entering		158
<b>LARCENY/THEFT OFFENSES</b>		<b>322</b>
All Other Larceny		160
Purse-snatching		3
Shoplifting		38
Theft From Building		18
Theft From Motor Vehicle		32
Theft of Motor Vehicle Parts/Accessories		72
<b>MOTOR VEHICLE THEFT</b>		<b>55</b>
Motor Vehicle Theft		55
<b>ARSON</b>		<b>2</b>
Arson		2
<b>COUNTERFEITING/FORGERY</b>		<b>43</b>
Counterfeiting/Forgery		43
<b>DESTRUCTION/DAMAGE/VANDALISM OF PROPERTY</b>		<b>125</b>
Destruction/Damage/Vandalism of Property		125
<b>EMBEZZLEMENT</b>		<b>5</b>
Embezzlement		5
<b>FRAUD OFFENSES</b>		<b>29</b>
Credit Card/Automatic Teller Fraud		7
False Pretenses/Swindle/Confidence Game		17
Impersonation		5



# Offenses (Group "A") by Agency

2002

COUNTY

AGENCY

OFFENSE CATEGORY

OFFENSE

# OF OFFENSES

	Wire Fraud	1
	<b>STOLEN PROPERTY OFFENSES</b>	<b>4</b>
	Stolen Property Offenses	4
	<b>DRUG/NARCOTIC OFFENSES</b>	<b>8</b>
	Drug/Narcotic Violations	8
	<b>PORNOGRAPHY/OBSCENE MATERIAL</b>	<b>1</b>
	Pornography/Obscene Material	1
	<b>PROSTITUTION OFFENSES</b>	<b>5</b>
	Prostitution	5
	<b>WEAPON LAW VIOLATIONS</b>	<b>5</b>
	Weapon Law Violations	5
<b>Turnpike - Mercer</b>	<b>TOTAL</b>	<b>15</b>
	<b>ASSAULT OFFENSES</b>	<b>2</b>
	Aggravated Assault	1
	Simple Assault	1
	<b>LARCENY/THEFT OFFENSES</b>	<b>2</b>
	All Other Larceny	2
	<b>DESTRUCTION/DAMAGE/VANDALISM OF PROPERTY</b>	<b>1</b>
	Destruction/Damage/Vandalism of Property	1
	<b>STOLEN PROPERTY OFFENSES</b>	<b>1</b>
	Stolen Property Offenses	1
	<b>DRUG/NARCOTIC OFFENSES</b>	<b>8</b>
	Drug/Narcotic Violations	8
	<b>WEAPON LAW VIOLATIONS</b>	<b>1</b>
	Weapon Law Violations	1
<b>Mineral</b>	<b>County TOTAL</b>	<b>989</b>
<b>DNR - 2 - Mineral</b>	<b>TOTAL</b>	<b>3</b>
	<b>ASSAULT OFFENSES</b>	<b>1</b>
	Simple Assault	1
	<b>WEAPON LAW VIOLATIONS</b>	<b>2</b>
	Weapon Law Violations	2

# Offenses (Group "A") by Agency

2002

COUNTY

AGENCY

OFFENSE CATEGORY

OFFENSE

# OF OFFENSES

Keyser PD	TOTAL	351
<b>HOMICIDE OFFENSES</b>		<b>1</b>
Murder and Nonnegligent Manslaughter		1
<b>SEX OFFENSES, FORCIBLE</b>		<b>2</b>
Forcible Rape		1
Sexual Assault With An Object		1
<b>SEX OFFENSES, NONFORCIBLE</b>		<b>1</b>
Statutory Rape		1
<b>ASSAULT OFFENSES</b>		<b>89</b>
Aggravated Assault		19
Intimidation		9
Simple Assault		62
<b>BURGLARY/BREAKING &amp; ENTERING</b>		<b>34</b>
Burglary/Breaking & Entering		34
<b>LARCENY/THEFT OFFENSES</b>		<b>121</b>
All Other Larceny		35
Shoplifting		20
Theft From Building		29
Theft From Coin Operated Machine or Device		1
Theft From Motor Vehicle		31
Theft of Motor Vehicle Parts/Accessories		5
<b>MOTOR VEHICLE THEFT</b>		<b>5</b>
Motor Vehicle Theft		5
<b>ARSON</b>		<b>1</b>
Arson		1
<b>COUNTERFEITING/FORGERY</b>		<b>6</b>
Counterfeiting/Forgery		6
<b>DESTRUCTION/DAMAGE/VANDALISM OF PROPERTY</b>		<b>69</b>
Destruction/Damage/Vandalism of Property		69
<b>FRAUD OFFENSES</b>		<b>5</b>
Credit Card/Automatic Teller Fraud		2
False Pretenses/Swindle/Confidence Game		3
<b>STOLEN PROPERTY OFFENSES</b>		<b>1</b>
Stolen Property Offenses		1
<b>DRUG/NARCOTIC OFFENSES</b>		<b>14</b>
Drug/Narcotic Violations		14
<b>WEAPON LAW VIOLATIONS</b>		<b>1</b>

# Offenses (Group "A") by Agency

---

2002

COUNTY

AGENCY

OFFENSE CATEGORY

OFFENSE

# OF OFFENSES

---

Weapon Law Violations

1

# Offenses (Group "A") by Agency

2002

COUNTY

AGENCY

OFFENSE CATEGORY

OFFENSE

# OF OFFENSES

Keyser SP	TOTAL	455
<b>HOMICIDE OFFENSES</b>		<b>1</b>
Murder and Nonnegligent Manslaughter		1
<b>SEX OFFENSES, FORCIBLE</b>		<b>4</b>
Forcible Fondling		3
Sexual Assault With An Object		1
<b>SEX OFFENSES, NONFORCIBLE</b>		<b>1</b>
Statutory Rape		1
<b>ASSAULT OFFENSES</b>		<b>92</b>
Aggravated Assault		19
Intimidation		12
Simple Assault		62
<b>KIDNAPING/ABDUCTION</b>		<b>1</b>
Kidnaping/Abduction		1
<b>ROBBERY</b>		<b>2</b>
Robbery		2
<b>BURGLARY/BREAKING &amp; ENTERING</b>		<b>60</b>
Burglary/Breaking & Entering		60
<b>LARCENY/THEFT OFFENSES</b>		<b>107</b>
All Other Larceny		37
Shoplifting		37
Theft From Coin Operated Machine or Device		1
Theft From Motor Vehicle		11
Theft of Motor Vehicle Parts/Accessories		26
<b>MOTOR VEHICLE THEFT</b>		<b>12</b>
Motor Vehicle Theft		12
<b>ARSON</b>		<b>3</b>
Arson		3
<b>COUNTERFEITING/FORGERY</b>		<b>10</b>
Counterfeiting/Forgery		10
<b>DESTRUCTION/DAMAGE/VANDALISM OF PROPERTY</b>		<b>106</b>
Destruction/Damage/Vandalism of Property		106
<b>EMBEZZLEMENT</b>		<b>3</b>
Embezzlement		3
<b>EXTORTION/BLACKMAIL</b>		<b>1</b>
Extortion/Blackmail		1
<b>FRAUD OFFENSES</b>		<b>24</b>

# Offenses (Group "A") by Agency

2002

COUNTY

AGENCY

OFFENSE CATEGORY

OFFENSE

# OF OFFENSES

	Credit Card/Automatic Teller Fraud	2
	False Pretenses/Swindle/Confidence Game	22
	<b>STOLEN PROPERTY OFFENSES</b>	<b>1</b>
	Stolen Property Offenses	1
	<b>DRUG/NARCOTIC OFFENSES</b>	<b>14</b>
	Drug/Narcotic Violations	14
	<b>WEAPON LAW VIOLATIONS</b>	<b>7</b>
	Weapon Law Violations	7
<b>Mineral Co SO</b>	<b>TOTAL</b>	<b>139</b>
	<b>SEX OFFENSES, FORCIBLE</b>	<b>3</b>
	Forcible Fondling	3
	<b>ASSAULT OFFENSES</b>	<b>52</b>
	Aggravated Assault	9
	Intimidation	1
	Simple Assault	42
	<b>KIDNAPING/ABDUCTION</b>	<b>1</b>
	Kidnaping/Abduction	1
	<b>BURGLARY/BREAKING &amp; ENTERING</b>	<b>13</b>
	Burglary/Breaking & Entering	13
	<b>LARCENY/THEFT OFFENSES</b>	<b>31</b>
	All Other Larceny	25
	Shoplifting	2
	Theft From Building	2
	Theft From Motor Vehicle	2
	<b>MOTOR VEHICLE THEFT</b>	<b>5</b>
	Motor Vehicle Theft	5
	<b>COUNTERFEITING/FORGERY</b>	<b>4</b>
	Counterfeiting/Forgery	4
	<b>DESTRUCTION/DAMAGE/VANDALISM OF PROPERTY</b>	<b>26</b>
	Destruction/Damage/Vandalism of Property	26
	<b>FRAUD OFFENSES</b>	<b>2</b>
	False Pretenses/Swindle/Confidence Game	2
	<b>STOLEN PROPERTY OFFENSES</b>	<b>1</b>
	Stolen Property Offenses	1
	<b>WEAPON LAW VIOLATIONS</b>	<b>1</b>
	Weapon Law Violations	1

# Offenses (Group "A") by Agency

2002

COUNTY

AGENCY

OFFENSE CATEGORY

OFFENSE

# OF OFFENSES

<u>Piedmont PD</u>		<u>TOTAL</u>	<u>45</u>
<b>ASSAULT OFFENSES</b>			<b>9</b>
	Intimidation		1
	Simple Assault		8
<b>LARCENY/THEFT OFFENSES</b>			<b>15</b>
	All Other Larceny		6
	Theft From Building		6
	Theft From Motor Vehicle		3
<b>MOTOR VEHICLE THEFT</b>			<b>3</b>
	Motor Vehicle Theft		3
<b>DESTRUCTION/DAMAGE/VANDALISM OF PROPERTY</b>			<b>14</b>
	Destruction/Damage/Vandalism of Property		14
<b>DRUG/NARCOTIC OFFENSES</b>			<b>3</b>
	Drug Equipment Violations		2
	Drug/Narcotic Violations		2
<u>Potomac State College Police</u>		<u>TOTAL</u>	<u>53</u>
<b>SEX OFFENSES, FORCIBLE</b>			<b>1</b>
	Forcible Rape		1
<b>ASSAULT OFFENSES</b>			<b>9</b>
	Aggravated Assault		4
	Intimidation		3
	Simple Assault		3
<b>BURGLARY/BREAKING &amp; ENTERING</b>			<b>7</b>
	Burglary/Breaking & Entering		7
<b>LARCENY/THEFT OFFENSES</b>			<b>13</b>
	All Other Larceny		1
	Theft From Building		7
	Theft From Motor Vehicle		5
<b>DESTRUCTION/DAMAGE/VANDALISM OF PROPERTY</b>			<b>9</b>
	Destruction/Damage/Vandalism of Property		9
<b>DRUG/NARCOTIC OFFENSES</b>			<b>13</b>
	Drug/Narcotic Violations		13
<b>Mingo</b>	<b>County TOTAL</b>		<b>727</b>

# Offenses (Group "A") by Agency

2002

COUNTY

AGENCY

OFFENSE CATEGORY

OFFENSE

# OF OFFENSES

AGENCY	TOTAL	# OF OFFENSES
<b>DNR - 5 - Mingo</b>	<b>TOTAL</b>	<b>1</b>
<b>WEAPON LAW VIOLATIONS</b>		<b>1</b>
Weapon Law Violations		1
<b>Gilbert PD</b>	<b>TOTAL</b>	<b>13</b>
<b>ASSAULT OFFENSES</b>		<b>4</b>
Aggravated Assault		2
Intimidation		1
Simple Assault		1
<b>BURGLARY/BREAKING &amp; ENTERING</b>		<b>2</b>
Burglary/Breaking & Entering		2
<b>LARCENY/THEFT OFFENSES</b>		<b>1</b>
All Other Larceny		1
<b>COUNTERFEITING/FORGERY</b>		<b>1</b>
Counterfeiting/Forgery		1
<b>DESTRUCTION/DAMAGE/VANDALISM OF PROPERTY</b>		<b>2</b>
Destruction/Damage/Vandalism of Property		2
<b>DRUG/NARCOTIC OFFENSES</b>		<b>3</b>
Drug/Narcotic Violations		3

# Offenses (Group "A") by Agency

2002

COUNTY

AGENCY

OFFENSE CATEGORY

OFFENSE

# OF OFFENSES

<u>Gilbert SP</u>	<u>TOTAL</u>	<u>203</u>
<b>SEX OFFENSES, FORCIBLE</b>		<b>1</b>
Sexual Assault With An Object		1
<b>ASSAULT OFFENSES</b>		<b>38</b>
Aggravated Assault		12
Intimidation		3
Simple Assault		24
<b>KIDNAPING/ABDUCTION</b>		<b>1</b>
Kidnaping/Abduction		1
<b>ROBBERY</b>		<b>3</b>
Robbery		3
<b>BURGLARY/BREAKING &amp; ENTERING</b>		<b>29</b>
Burglary/Breaking & Entering		29
<b>LARCENY/THEFT OFFENSES</b>		<b>51</b>
All Other Larceny		23
Theft From Building		7
Theft From Motor Vehicle		14
Theft of Motor Vehicle Parts/Accessories		7
<b>MOTOR VEHICLE THEFT</b>		<b>11</b>
Motor Vehicle Theft		11
<b>ARSON</b>		<b>2</b>
Arson		2
<b>COUNTERFEITING/FORGERY</b>		<b>2</b>
Counterfeiting/Forgery		2
<b>DESTRUCTION/DAMAGE/VANDALISM OF PROPERTY</b>		<b>26</b>
Destruction/Damage/Vandalism of Property		26
<b>FRAUD OFFENSES</b>		<b>1</b>
Impersonation		1
<b>STOLEN PROPERTY OFFENSES</b>		<b>3</b>
Stolen Property Offenses		3
<b>DRUG/NARCOTIC OFFENSES</b>		<b>24</b>
Drug Equipment Violations		2
Drug/Narcotic Violations		24
<b>WEAPON LAW VIOLATIONS</b>		<b>8</b>
Weapon Law Violations		8



# Offenses (Group "A") by Agency

2002

COUNTY

AGENCY

OFFENSE CATEGORY

OFFENSE

# OF OFFENSES

<u>Mingo Co SO</u>	<u>TOTAL</u>	<u>43</u>
<b>ASSAULT OFFENSES</b>		<b>40</b>
Aggravated Assault		5
Intimidation		7
Simple Assault		29
<b>LARCENY/THEFT OFFENSES</b>		<b>1</b>
Theft From Motor Vehicle		1
<b>DRUG/NARCOTIC OFFENSES</b>		<b>1</b>
Drug/Narcotic Violations		1

# Offenses (Group "A") by Agency

2002

COUNTY

AGENCY

OFFENSE CATEGORY

OFFENSE

# OF OFFENSES

<u>Williamson PD</u>	<u>TOTAL</u>	<u>221</u>
<b>ASSAULT OFFENSES</b>		<b>52</b>
Aggravated Assault		13
Intimidation		3
Simple Assault		36
<b>KIDNAPING/ABDUCTION</b>		<b>1</b>
Kidnaping/Abduction		1
<b>BURGLARY/BREAKING &amp; ENTERING</b>		<b>44</b>
Burglary/Breaking & Entering		44
<b>LARCENY/THEFT OFFENSES</b>		<b>41</b>
All Other Larceny		26
Shoplifting		1
Theft From Motor Vehicle		10
Theft of Motor Vehicle Parts/Accessories		5
<b>MOTOR VEHICLE THEFT</b>		<b>14</b>
Motor Vehicle Theft		14
<b>COUNTERFEITING/FORGERY</b>		<b>3</b>
Counterfeiting/Forgery		3
<b>DESTRUCTION/DAMAGE/VANDALISM OF PROPERTY</b>		<b>51</b>
Destruction/Damage/Vandalism of Property		51
<b>FRAUD OFFENSES</b>		<b>3</b>
Credit Card/Automatic Teller Fraud		1
Wire Fraud		2
<b>STOLEN PROPERTY OFFENSES</b>		<b>1</b>
Stolen Property Offenses		1
<b>DRUG/NARCOTIC OFFENSES</b>		<b>8</b>
Drug/Narcotic Violations		8
<b>WEAPON LAW VIOLATIONS</b>		<b>2</b>
Weapon Law Violations		2

# Offenses (Group "A") by Agency

2002

COUNTY

AGENCY

OFFENSE CATEGORY

OFFENSE

# OF OFFENSES

<u>Williamson SP</u>	<u>TOTAL</u>	<u>309</u>
<b>HOMICIDE OFFENSES</b>		<b>1</b>
Murder and Nonnegligent Manslaughter		1
<b>SEX OFFENSES, NONFORCIBLE</b>		<b>1</b>
Statutory Rape		1
<b>ASSAULT OFFENSES</b>		<b>83</b>
Aggravated Assault		15
Intimidation		9
Simple Assault		61
<b>KIDNAPING/ABDUCTION</b>		<b>1</b>
Kidnaping/Abduction		1
<b>ROBBERY</b>		<b>3</b>
Robbery		3
<b>BURGLARY/BREAKING &amp; ENTERING</b>		<b>39</b>
Burglary/Breaking & Entering		39
<b>LARCENY/THEFT OFFENSES</b>		<b>70</b>
All Other Larceny		26
Theft From Building		9
Theft From Coin Operated Machine or Device		2
Theft From Motor Vehicle		7
Theft of Motor Vehicle Parts/Accessories		26
<b>MOTOR VEHICLE THEFT</b>		<b>25</b>
Motor Vehicle Theft		25
<b>ARSON</b>		<b>1</b>
Arson		1
<b>COUNTERFEITING/FORGERY</b>		<b>3</b>
Counterfeiting/Forgery		3
<b>DESTRUCTION/DAMAGE/VANDALISM OF PROPERTY</b>		<b>40</b>
Destruction/Damage/Vandalism of Property		40
<b>EMBEZZLEMENT</b>		<b>1</b>
Embezzlement		1
<b>FRAUD OFFENSES</b>		<b>3</b>
False Pretenses/Swindle/Confidence Game		2
Impersonation		1
<b>STOLEN PROPERTY OFFENSES</b>		<b>1</b>
Stolen Property Offenses		1
<b>DRUG/NARCOTIC OFFENSES</b>		<b>32</b>

# Offenses (Group "A") by Agency

2002

COUNTY

AGENCY

OFFENSE CATEGORY

OFFENSE

# OF OFFENSES

	Drug Equipment Violations	1
	Drug/Narcotic Violations	32
	<b>WEAPON LAW VIOLATIONS</b>	<b>2</b>
	Weapon Law Violations	2
<b>Monongalia County</b>	<b>TOTAL</b>	<b>4,792</b>
<b>DNR - 1 - Monongalia</b>	<b>TOTAL</b>	<b>3</b>
	<b>WEAPON LAW VIOLATIONS</b>	<b>3</b>
	Weapon Law Violations	3
<b>FIRE MARSHAL - Monongalia</b>	<b>TOTAL</b>	<b>10</b>
	<b>ARSON</b>	<b>10</b>
	Arson	10
<b>Granville PD</b>	<b>TOTAL</b>	<b>5</b>
	<b>ASSAULT OFFENSES</b>	<b>2</b>
	Aggravated Assault	2
	<b>BURGLARY/BREAKING &amp; ENTERING</b>	<b>1</b>
	Burglary/Breaking & Entering	1
	<b>LARCENY/THEFT OFFENSES</b>	<b>1</b>
	All Other Larceny	1
	<b>DESTRUCTION/DAMAGE/VANDALISM OF PROPERTY</b>	<b>1</b>
	Destruction/Damage/Vandalism of Property	1

# Offenses (Group "A") by Agency

2002

COUNTY

AGENCY

OFFENSE CATEGORY

OFFENSE

# OF OFFENSES

<u>Monongalia Co SO</u>	<u>TOTAL</u>	<u>897</u>
<b>HOMICIDE OFFENSES</b>		<b>1</b>
Murder and Nonnegligent Manslaughter		1
<b>SEX OFFENSES, FORCIBLE</b>		<b>6</b>
Forcible Fondling		2
Forcible Rape		2
Sexual Assault With An Object		2
<b>SEX OFFENSES, NONFORCIBLE</b>		<b>1</b>
Statutory Rape		1
<b>ASSAULT OFFENSES</b>		<b>180</b>
Aggravated Assault		35
Intimidation		39
Simple Assault		107
<b>KIDNAPING/ABDUCTION</b>		<b>2</b>
Kidnaping/Abduction		2
<b>ROBBERY</b>		<b>6</b>
Robbery		6
<b>BURGLARY/BREAKING &amp; ENTERING</b>		<b>79</b>
Burglary/Breaking & Entering		79
<b>LARCENY/THEFT OFFENSES</b>		<b>291</b>
All Other Larceny		154
Purse-snatching		1
Shoplifting		18
Theft From Building		20
Theft From Coin Operated Machine or Device		2
Theft From Motor Vehicle		89
Theft of Motor Vehicle Parts/Accessories		7
<b>MOTOR VEHICLE THEFT</b>		<b>29</b>
Motor Vehicle Theft		29
<b>ARSON</b>		<b>2</b>
Arson		2
<b>COUNTERFEITING/FORGERY</b>		<b>17</b>
Counterfeiting/Forgery		17
<b>DESTRUCTION/DAMAGE/VANDALISM OF PROPERTY</b>		<b>239</b>
Destruction/Damage/Vandalism of Property		239
<b>EMBEZZLEMENT</b>		<b>1</b>
Embezzlement		1

# Offenses (Group "A") by Agency

---

2002

COUNTY

AGENCY

OFFENSE CATEGORY

OFFENSE

# OF OFFENSES

---

<b>FRAUD OFFENSES</b>	<b>25</b>
Credit Card/Automatic Teller Fraud	6
False Pretenses/Swindle/Confidence Game	15
Impersonation	5
<b>STOLEN PROPERTY OFFENSES</b>	<b>2</b>
Stolen Property Offenses	2
<b>DRUG/NARCOTIC OFFENSES</b>	<b>10</b>
Drug/Narcotic Violations	10
<b>WEAPON LAW VIOLATIONS</b>	<b>4</b>
Weapon Law Violations	4

# Offenses (Group "A") by Agency

2002

COUNTY

AGENCY

OFFENSE CATEGORY

OFFENSE

# OF OFFENSES

<u>Morgantown PD</u>	<u>TOTAL</u>	<u>2,431</u>
<b>HOMICIDE OFFENSES</b>		<b>1</b>
Murder and Nonnegligent Manslaughter		1
<b>SEX OFFENSES, FORCIBLE</b>		<b>22</b>
Forcible Fondling		4
Forcible Rape		13
Forcible Sodomy		2
Sexual Assault With An Object		3
<b>ASSAULT OFFENSES</b>		<b>308</b>
Aggravated Assault		73
Intimidation		57
Simple Assault		180
<b>KIDNAPING/ABDUCTION</b>		<b>1</b>
Kidnaping/Abduction		1
<b>ROBBERY</b>		<b>20</b>
Robbery		20
<b>BURGLARY/BREAKING &amp; ENTERING</b>		<b>223</b>
Burglary/Breaking & Entering		223
<b>LARCENY/THEFT OFFENSES</b>		<b>727</b>
All Other Larceny		221
Shoplifting		118
Theft From Building		113
Theft From Coin Operated Machine or Device		4
Theft From Motor Vehicle		202
Theft of Motor Vehicle Parts/Accessories		74
<b>MOTOR VEHICLE THEFT</b>		<b>41</b>
Motor Vehicle Theft		41
<b>ARSON</b>		<b>8</b>
Arson		8
<b>COUNTERFEITING/FORGERY</b>		<b>58</b>
Counterfeiting/Forgery		58
<b>DESTRUCTION/DAMAGE/VANDALISM OF PROPERTY</b>		<b>846</b>
Destruction/Damage/Vandalism of Property		846
<b>EMBEZZLEMENT</b>		<b>9</b>
Embezzlement		9
<b>FRAUD OFFENSES</b>		<b>85</b>
Credit Card/Automatic Teller Fraud		36

# Offenses (Group "A") by Agency

2002

COUNTY

AGENCY

OFFENSE CATEGORY

OFFENSE

# OF OFFENSES

	False Pretenses/Swindle/Confidence Game	42
	Impersonation	8
	Wire Fraud	1
	<b>STOLEN PROPERTY OFFENSES</b>	<b>24</b>
	Stolen Property Offenses	24
	<b>DRUG/NARCOTIC OFFENSES</b>	<b>39</b>
	Drug Equipment Violations	2
	Drug/Narcotic Violations	37
	<b>WEAPON LAW VIOLATIONS</b>	<b>10</b>
	Weapon Law Violations	10
<b>Star City PD</b>	<b>TOTAL</b>	<b>71</b>
	<b>SEX OFFENSES, FORCIBLE</b>	<b>2</b>
	Forcible Rape	2
	<b>ASSAULT OFFENSES</b>	<b>15</b>
	Aggravated Assault	4
	Intimidation	2
	Simple Assault	9
	<b>BURGLARY/BREAKING &amp; ENTERING</b>	<b>6</b>
	Burglary/Breaking & Entering	6
	<b>LARCENY/THEFT OFFENSES</b>	<b>18</b>
	All Other Larceny	2
	Shoplifting	6
	Theft From Building	4
	Theft From Motor Vehicle	6
	<b>MOTOR VEHICLE THEFT</b>	<b>1</b>
	Motor Vehicle Theft	1
	<b>COUNTERFEITING/FORGERY</b>	<b>3</b>
	Counterfeiting/Forgery	3
	<b>DESTRUCTION/DAMAGE/VANDALISM OF PROPERTY</b>	<b>11</b>
	Destruction/Damage/Vandalism of Property	11
	<b>FRAUD OFFENSES</b>	<b>3</b>
	Credit Card/Automatic Teller Fraud	1
	False Pretenses/Swindle/Confidence Game	2
	<b>DRUG/NARCOTIC OFFENSES</b>	<b>12</b>
	Drug/Narcotic Violations	12



# Offenses (Group "A") by Agency

2002

COUNTY

AGENCY

OFFENSE CATEGORY

OFFENSE

# OF OFFENSES

<u>West Virginia University -Police</u>	<u>TOTAL</u>	<u>452</u>
<b>SEX OFFENSES, FORCIBLE</b>		<b>1</b>
Forcible Fondling		1
<b>ASSAULT OFFENSES</b>		<b>56</b>
Aggravated Assault		1
Intimidation		22
Simple Assault		33
<b>ROBBERY</b>		<b>4</b>
Robbery		4
<b>BURGLARY/BREAKING &amp; ENTERING</b>		<b>16</b>
Burglary/Breaking & Entering		16
<b>LARCENY/THEFT OFFENSES</b>		<b>215</b>
All Other Larceny		28
Pocket-picking		4
Purse-snatching		1
Theft From Building		153
Theft From Coin Operated Machine or Device		4
Theft From Motor Vehicle		20
Theft of Motor Vehicle Parts/Accessories		6
<b>MOTOR VEHICLE THEFT</b>		<b>3</b>
Motor Vehicle Theft		3
<b>ARSON</b>		<b>6</b>
Arson		6
<b>DESTRUCTION/DAMAGE/VANDALISM OF PROPERTY</b>		<b>105</b>
Destruction/Damage/Vandalism of Property		105
<b>EMBEZZLEMENT</b>		<b>4</b>
Embezzlement		4
<b>FRAUD OFFENSES</b>		<b>6</b>
False Pretenses/Swindle/Confidence Game		6
<b>DRUG/NARCOTIC OFFENSES</b>		<b>34</b>
Drug/Narcotic Violations		34
<b>PORNOGRAPHY/OBSCENE MATERIAL</b>		<b>1</b>
Pornography/Obscene Material		1

# Offenses (Group "A") by Agency

2002

COUNTY

AGENCY

OFFENSE CATEGORY

OFFENSE

# OF OFFENSES

<u>Westover PD</u>	<u>TOTAL</u>	<u>235</u>
<b>SEX OFFENSES, FORCIBLE</b>		<b>2</b>
Forcible Fondling		1
Forcible Sodomy		1
<b>ASSAULT OFFENSES</b>		<b>35</b>
Aggravated Assault		7
Simple Assault		28
<b>ROBBERY</b>		<b>1</b>
Robbery		1
<b>BURGLARY/BREAKING &amp; ENTERING</b>		<b>18</b>
Burglary/Breaking & Entering		18
<b>LARCENY/THEFT OFFENSES</b>		<b>79</b>
All Other Larceny		31
Pocket-picking		1
Shoplifting		9
Theft From Building		2
Theft From Coin Operated Machine or Device		1
Theft From Motor Vehicle		24
Theft of Motor Vehicle Parts/Accessories		11
<b>MOTOR VEHICLE THEFT</b>		<b>9</b>
Motor Vehicle Theft		9
<b>COUNTERFEITING/FORGERY</b>		<b>3</b>
Counterfeiting/Forgery		3
<b>DESTRUCTION/DAMAGE/VANDALISM OF PROPERTY</b>		<b>71</b>
Destruction/Damage/Vandalism of Property		71
<b>EMBEZZLEMENT</b>		<b>3</b>
Embezzlement		3
<b>FRAUD OFFENSES</b>		<b>3</b>
False Pretenses/Swindle/Confidence Game		3
<b>STOLEN PROPERTY OFFENSES</b>		<b>1</b>
Stolen Property Offenses		1
<b>DRUG/NARCOTIC OFFENSES</b>		<b>6</b>
Drug Equipment Violations		1
Drug/Narcotic Violations		6
<b>WEAPON LAW VIOLATIONS</b>		<b>3</b>
Weapon Law Violations		3

# Offenses (Group "A") by Agency

2002

COUNTY

AGENCY

OFFENSE CATEGORY

OFFENSE

# OF OFFENSES

<u>Westover SP</u>	<u>TOTAL</u>	<u>1,147</u>
<b>SEX OFFENSES, FORCIBLE</b>		<b>18</b>
Forcible Fondling		9
Forcible Rape		2
Forcible Sodomy		1
Sexual Assault With An Object		6
<b>SEX OFFENSES, NONFORCIBLE</b>		<b>1</b>
Incest		1
<b>ASSAULT OFFENSES</b>		<b>249</b>
Aggravated Assault		20
Intimidation		48
Simple Assault		185
<b>KIDNAPING/ABDUCTION</b>		<b>3</b>
Kidnaping/Abduction		3
<b>ROBBERY</b>		<b>3</b>
Robbery		3
<b>BURGLARY/BREAKING &amp; ENTERING</b>		<b>167</b>
Burglary/Breaking & Entering		167
<b>LARCENY/THEFT OFFENSES</b>		<b>274</b>
All Other Larceny		137
Shoplifting		39
Theft From Building		24
Theft From Coin Operated Machine or Device		4
Theft From Motor Vehicle		40
Theft of Motor Vehicle Parts/Accessories		38
<b>MOTOR VEHICLE THEFT</b>		<b>66</b>
Motor Vehicle Theft		66
<b>ARSON</b>		<b>4</b>
Arson		4
<b>COUNTERFEITING/FORGERY</b>		<b>17</b>
Counterfeiting/Forgery		17
<b>DESTRUCTION/DAMAGE/VANDALISM OF PROPERTY</b>		<b>225</b>
Destruction/Damage/Vandalism of Property		225
<b>EMBEZZLEMENT</b>		<b>12</b>
Embezzlement		12
<b>FRAUD OFFENSES</b>		<b>68</b>
Credit Card/Automatic Teller Fraud		5

# Offenses (Group "A") by Agency

2002

COUNTY

AGENCY

OFFENSE CATEGORY

OFFENSE

# OF OFFENSES

	False Pretenses/Swindle/Confidence Game	58
	Impersonation	8
	<b>STOLEN PROPERTY OFFENSES</b>	<b>2</b>
	Stolen Property Offenses	2
	<b>DRUG/NARCOTIC OFFENSES</b>	<b>19</b>
	Drug/Narcotic Violations	19
	<b>WEAPON LAW VIOLATIONS</b>	<b>4</b>
	Weapon Law Violations	4
<b>Monroe</b>	<b>County TOTAL</b>	<b>330</b>

<b>Alderson PD</b>	<b>TOTAL</b>	<b>17</b>
	<b>SEX OFFENSES, NONFORCIBLE</b>	<b>1</b>
	Statutory Rape	1
	<b>ASSAULT OFFENSES</b>	<b>5</b>
	Simple Assault	5
	<b>BURGLARY/BREAKING &amp; ENTERING</b>	<b>2</b>
	Burglary/Breaking & Entering	2
	<b>LARCENY/THEFT OFFENSES</b>	<b>5</b>
	Theft From Building	2
	Theft From Coin Operated Machine or Device	2
	Theft From Motor Vehicle	1
	<b>MOTOR VEHICLE THEFT</b>	<b>1</b>
	Motor Vehicle Theft	1
	<b>ARSON</b>	<b>1</b>
	Arson	1
	<b>COUNTERFEITING/FORGERY</b>	<b>1</b>
	Counterfeiting/Forgery	1
	<b>DESTRUCTION/DAMAGE/VANDALISM OF PROPERTY</b>	<b>1</b>
	Destruction/Damage/Vandalism of Property	1
<b>DNR - 4 - Monroe</b>	<b>TOTAL</b>	<b>3</b>
	<b>ASSAULT OFFENSES</b>	<b>1</b>
	Aggravated Assault	1
	<b>WEAPON LAW VIOLATIONS</b>	<b>2</b>
	Weapon Law Violations	2

# Offenses (Group "A") by Agency

2002

COUNTY

AGENCY

OFFENSE CATEGORY

OFFENSE

# OF OFFENSES

<u>Monroe Co SO</u>	<u>TOTAL</u>	<u>132</u>
<b>SEX OFFENSES, FORCIBLE</b>		<b>1</b>
Forcible Fondling		1
<b>ASSAULT OFFENSES</b>		<b>64</b>
Aggravated Assault		10
Intimidation		10
Simple Assault		44
<b>BURGLARY/BREAKING &amp; ENTERING</b>		<b>18</b>
Burglary/Breaking & Entering		18
<b>LARCENY/THEFT OFFENSES</b>		<b>27</b>
All Other Larceny		25
Purse-snatching		1
Theft From Building		1
<b>MOTOR VEHICLE THEFT</b>		<b>6</b>
Motor Vehicle Theft		6
<b>DESTRUCTION/DAMAGE/VANDALISM OF PROPERTY</b>		<b>15</b>
Destruction/Damage/Vandalism of Property		15
<b>WEAPON LAW VIOLATIONS</b>		<b>1</b>
Weapon Law Violations		1
<u>Peterstown PD</u>	<u>TOTAL</u>	<u>9</u>
<b>ASSAULT OFFENSES</b>		<b>1</b>
Simple Assault		1
<b>BURGLARY/BREAKING &amp; ENTERING</b>		<b>3</b>
Burglary/Breaking & Entering		3
<b>LARCENY/THEFT OFFENSES</b>		<b>2</b>
Theft From Motor Vehicle		2
<b>COUNTERFEITING/FORGERY</b>		<b>1</b>
Counterfeiting/Forgery		1
<b>DESTRUCTION/DAMAGE/VANDALISM OF PROPERTY</b>		<b>2</b>
Destruction/Damage/Vandalism of Property		2

# Offenses (Group "A") by Agency

2002

COUNTY

AGENCY

OFFENSE CATEGORY

OFFENSE

# OF OFFENSES

<u>Union SP</u>	<u>TOTAL</u>	<u>180</u>
<b>SEX OFFENSES, FORCIBLE</b>		<b>1</b>
Forcible Fondling		1
<b>ASSAULT OFFENSES</b>		<b>46</b>
Aggravated Assault		9
Intimidation		9
Simple Assault		29
<b>KIDNAPING/ABDUCTION</b>		<b>2</b>
Kidnaping/Abduction		2
<b>BURGLARY/BREAKING &amp; ENTERING</b>		<b>38</b>
Burglary/Breaking & Entering		38
<b>LARCENY/THEFT OFFENSES</b>		<b>39</b>
All Other Larceny		18
Purse-snatching		1
Theft From Building		7
Theft From Motor Vehicle		10
Theft of Motor Vehicle Parts/Accessories		3
<b>MOTOR VEHICLE THEFT</b>		<b>5</b>
Motor Vehicle Theft		5
<b>ARSON</b>		<b>2</b>
Arson		2
<b>COUNTERFEITING/FORGERY</b>		<b>8</b>
Counterfeiting/Forgery		8
<b>DESTRUCTION/DAMAGE/VANDALISM OF PROPERTY</b>		<b>18</b>
Destruction/Damage/Vandalism of Property		18
<b>EMBEZZLEMENT</b>		<b>1</b>
Embezzlement		1
<b>FRAUD OFFENSES</b>		<b>9</b>
Credit Card/Automatic Teller Fraud		1
False Pretenses/Swindle/Confidence Game		8
<b>STOLEN PROPERTY OFFENSES</b>		<b>1</b>
Stolen Property Offenses		1
<b>DRUG/NARCOTIC OFFENSES</b>		<b>6</b>
Drug/Narcotic Violations		6
<b>WEAPON LAW VIOLATIONS</b>		<b>3</b>
Weapon Law Violations		3

# Offenses (Group "A") by Agency

---

2002

COUNTY

AGENCY

OFFENSE CATEGORY

OFFENSE

# OF OFFENSES

---

Morgan	County TOTAL	506
--------	--------------	-----

# Offenses (Group "A") by Agency

2002

COUNTY

AGENCY

OFFENSE CATEGORY

OFFENSE

# OF OFFENSES

<u>Berkeley Springs SP</u>	<u>TOTAL</u>	<u>221</u>
<b>SEX OFFENSES, FORCIBLE</b>		<b>6</b>
Forcible Fondling		4
Forcible Rape		1
Sexual Assault With An Object		1
<b>SEX OFFENSES, NONFORCIBLE</b>		<b>2</b>
Incest		2
Statutory Rape		1
<b>ASSAULT OFFENSES</b>		<b>53</b>
Aggravated Assault		8
Intimidation		7
Simple Assault		38
<b>BURGLARY/BREAKING &amp; ENTERING</b>		<b>26</b>
Burglary/Breaking & Entering		26
<b>LARCENY/THEFT OFFENSES</b>		<b>65</b>
All Other Larceny		21
Shoplifting		3
Theft From Building		8
Theft From Coin Operated Machine or Device		1
Theft From Motor Vehicle		15
Theft of Motor Vehicle Parts/Accessories		17
<b>MOTOR VEHICLE THEFT</b>		<b>5</b>
Motor Vehicle Theft		5
<b>COUNTERFEITING/FORGERY</b>		<b>2</b>
Counterfeiting/Forgery		2
<b>DESTRUCTION/DAMAGE/VANDALISM OF PROPERTY</b>		<b>38</b>
Destruction/Damage/Vandalism of Property		38
<b>FRAUD OFFENSES</b>		<b>4</b>
Credit Card/Automatic Teller Fraud		1
False Pretenses/Swindle/Confidence Game		3
<b>DRUG/NARCOTIC OFFENSES</b>		<b>15</b>
Drug Equipment Violations		1
Drug/Narcotic Violations		14
<b>PORNOGRAPHY/OBSCENE MATERIAL</b>		<b>2</b>
Pornography/Obscene Material		2
<b>WEAPON LAW VIOLATIONS</b>		<b>2</b>



# Offenses (Group "A") by Agency

2002

COUNTY

AGENCY

OFFENSE CATEGORY

OFFENSE

# OF OFFENSES

		# OF OFFENSES
	Weapon Law Violations	2
DNR - 2 - Morgan	<b>TOTAL</b>	<u>1</u>
	<b>WEAPON LAW VIOLATIONS</b>	<b>1</b>
	Weapon Law Violations	1

# Offenses (Group "A") by Agency

2002

COUNTY

AGENCY

OFFENSE CATEGORY

OFFENSE

# OF OFFENSES

<u>Morgan Co SO</u>	<u>TOTAL</u>	<u>319</u>
<b>SEX OFFENSES, FORCIBLE</b>		<b>3</b>
Forcible Rape		1
Forcible Sodomy		2
<b>ASSAULT OFFENSES</b>		<b>62</b>
Aggravated Assault		8
Intimidation		3
Simple Assault		51
<b>ROBBERY</b>		<b>1</b>
Robbery		1
<b>BURGLARY/BREAKING &amp; ENTERING</b>		<b>30</b>
Burglary/Breaking & Entering		30
<b>LARCENY/THEFT OFFENSES</b>		<b>84</b>
All Other Larceny		50
Purse-snatching		1
Shoplifting		3
Theft From Building		7
Theft From Coin Operated Machine or Device		1
Theft From Motor Vehicle		12
Theft of Motor Vehicle Parts/Accessories		10
<b>MOTOR VEHICLE THEFT</b>		<b>11</b>
Motor Vehicle Theft		11
<b>ARSON</b>		<b>1</b>
Arson		1
<b>COUNTERFEITING/FORGERY</b>		<b>1</b>
Counterfeiting/Forgery		1
<b>DESTRUCTION/DAMAGE/VANDALISM OF PROPERTY</b>		<b>114</b>
Destruction/Damage/Vandalism of Property		114
<b>FRAUD OFFENSES</b>		<b>1</b>
False Pretenses/Swindle/Confidence Game		1
<b>STOLEN PROPERTY OFFENSES</b>		<b>1</b>
Stolen Property Offenses		1
<b>DRUG/NARCOTIC OFFENSES</b>		<b>6</b>
Drug Equipment Violations		1
Drug/Narcotic Violations		6
<b>WEAPON LAW VIOLATIONS</b>		<b>3</b>
Weapon Law Violations		3

# Offenses (Group "A") by Agency

2002

COUNTY

AGENCY

OFFENSE CATEGORY

OFFENSE

# OF OFFENSES

---

<b>NICHOLAS</b>	<b>County</b>	<b>TOTAL</b>	<b>1,495</b>
-----------------	---------------	--------------	--------------

<b>CENTRAL WV DRUG TF</b>	<b>TOTAL</b>	<b>1</b>
<b>FRAUD OFFENSES</b>		<b>1</b>
False Pretenses/Swindle/Confidence Game		1

# Offenses (Group "A") by Agency

2002

COUNTY

AGENCY

OFFENSE CATEGORY

OFFENSE

# OF OFFENSES

<u>Nicholas Co SO</u>	<u>TOTAL</u>	<u>1,052</u>
<b>HOMICIDE OFFENSES</b>		<b>1</b>
Murder and Nonnegligent Manslaughter		1
<b>SEX OFFENSES, FORCIBLE</b>		<b>10</b>
Forcible Fondling		3
Forcible Rape		6
Sexual Assault With An Object		1
<b>SEX OFFENSES, NONFORCIBLE</b>		<b>1</b>
Incest		1
<b>ASSAULT OFFENSES</b>		<b>240</b>
Aggravated Assault		33
Intimidation		64
Simple Assault		150
<b>KIDNAPING/ABDUCTION</b>		<b>3</b>
Kidnaping/Abduction		3
<b>ROBBERY</b>		<b>5</b>
Robbery		5
<b>BURGLARY/BREAKING &amp; ENTERING</b>		<b>113</b>
Burglary/Breaking & Entering		113
<b>LARCENY/THEFT OFFENSES</b>		<b>289</b>
All Other Larceny		112
Pocket-picking		2
Purse-snatching		1
Shoplifting		27
Theft From Building		68
Theft From Coin Operated Machine or Device		3
Theft From Motor Vehicle		68
Theft of Motor Vehicle Parts/Accessories		8
<b>MOTOR VEHICLE THEFT</b>		<b>33</b>
Motor Vehicle Theft		33
<b>COUNTERFEITING/FORGERY</b>		<b>21</b>
Counterfeiting/Forgery		21
<b>DESTRUCTION/DAMAGE/VANDALISM OF PROPERTY</b>		<b>243</b>
Destruction/Damage/Vandalism of Property		243
<b>EMBEZZLEMENT</b>		<b>1</b>
Embezzlement		1

# Offenses (Group "A") by Agency

2002

COUNTY

AGENCY

OFFENSE CATEGORY

OFFENSE

# OF OFFENSES

<b>FRAUD OFFENSES</b>	<b>20</b>
Credit Card/Automatic Teller Fraud	4
False Pretenses/Swindle/Confidence Game	14
Impersonation	3
<b>STOLEN PROPERTY OFFENSES</b>	<b>7</b>
Stolen Property Offenses	7
<b>DRUG/NARCOTIC OFFENSES</b>	<b>34</b>
Drug Equipment Violations	7
Drug/Narcotic Violations	34
<b>WEAPON LAW VIOLATIONS</b>	<b>16</b>
Weapon Law Violations	16
<b>Richwood PD</b>	<b>49</b>
<b>ASSAULT OFFENSES</b>	<b>17</b>
Aggravated Assault	1
Simple Assault	16
<b>BURGLARY/BREAKING &amp; ENTERING</b>	<b>2</b>
Burglary/Breaking & Entering	2
<b>LARCENY/THEFT OFFENSES</b>	<b>10</b>
Shoplifting	6
Theft From Building	4
<b>MOTOR VEHICLE THEFT</b>	<b>1</b>
Motor Vehicle Theft	1
<b>DESTRUCTION/DAMAGE/VANDALISM OF PROPERTY</b>	<b>6</b>
Destruction/Damage/Vandalism of Property	6
<b>STOLEN PROPERTY OFFENSES</b>	<b>1</b>
Stolen Property Offenses	1
<b>DRUG/NARCOTIC OFFENSES</b>	<b>11</b>
Drug/Narcotic Violations	11
<b>WEAPON LAW VIOLATIONS</b>	<b>1</b>
Weapon Law Violations	1

# Offenses (Group "A") by Agency

2002

COUNTY

AGENCY

OFFENSE CATEGORY

OFFENSE

# OF OFFENSES

Richwood SP	TOTAL	87
<b>HOMICIDE OFFENSES</b>		<b>1</b>
Murder and Nonnegligent Manslaughter		1
<b>SEX OFFENSES, NONFORCIBLE</b>		<b>1</b>
Statutory Rape		1
<b>ASSAULT OFFENSES</b>		<b>9</b>
Aggravated Assault		3
Intimidation		1
Simple Assault		5
<b>ROBBERY</b>		<b>1</b>
Robbery		1
<b>BURGLARY/BREAKING &amp; ENTERING</b>		<b>20</b>
Burglary/Breaking & Entering		20
<b>LARCENY/THEFT OFFENSES</b>		<b>13</b>
All Other Larceny		4
Theft From Building		1
Theft From Motor Vehicle		5
Theft of Motor Vehicle Parts/Accessories		3
<b>MOTOR VEHICLE THEFT</b>		<b>4</b>
Motor Vehicle Theft		4
<b>ARSON</b>		<b>1</b>
Arson		1
<b>COUNTERFEITING/FORGERY</b>		<b>5</b>
Counterfeiting/Forgery		5
<b>DESTRUCTION/DAMAGE/VANDALISM OF PROPERTY</b>		<b>10</b>
Destruction/Damage/Vandalism of Property		10
<b>FRAUD OFFENSES</b>		<b>3</b>
Credit Card/Automatic Teller Fraud		2
False Pretenses/Swindle/Confidence Game		2
<b>DRUG/NARCOTIC OFFENSES</b>		<b>14</b>
Drug Equipment Violations		1
Drug/Narcotic Violations		14
<b>WEAPON LAW VIOLATIONS</b>		<b>3</b>
Weapon Law Violations		3

# Offenses (Group "A") by Agency

2002

COUNTY

AGENCY

OFFENSE CATEGORY

OFFENSE

# OF OFFENSES

Summersville PD	TOTAL	303
<b>SEX OFFENSES, FORCIBLE</b>		<b>2</b>
Forcible Rape		1
Forcible Sodomy		1
<b>SEX OFFENSES, NONFORCIBLE</b>		<b>1</b>
Statutory Rape		1
<b>ASSAULT OFFENSES</b>		<b>39</b>
Aggravated Assault		8
Intimidation		11
Simple Assault		20
<b>ROBBERY</b>		<b>2</b>
Robbery		2
<b>BURGLARY/BREAKING &amp; ENTERING</b>		<b>8</b>
Burglary/Breaking & Entering		8
<b>LARCENY/THEFT OFFENSES</b>		<b>99</b>
All Other Larceny		42
Purse-snatching		5
Shoplifting		23
Theft From Building		4
Theft From Coin Operated Machine or Device		4
Theft From Motor Vehicle		19
Theft of Motor Vehicle Parts/Accessories		2
<b>MOTOR VEHICLE THEFT</b>		<b>9</b>
Motor Vehicle Theft		9
<b>COUNTERFEITING/FORGERY</b>		<b>20</b>
Counterfeiting/Forgery		20
<b>DESTRUCTION/DAMAGE/VANDALISM OF PROPERTY</b>		<b>35</b>
Destruction/Damage/Vandalism of Property		35
<b>FRAUD OFFENSES</b>		<b>17</b>
False Pretenses/Swindle/Confidence Game		16
Impersonation		2
<b>STOLEN PROPERTY OFFENSES</b>		<b>3</b>
Stolen Property Offenses		3
<b>DRUG/NARCOTIC OFFENSES</b>		<b>63</b>
Drug Equipment Violations		1
Drug/Narcotic Violations		62

# Offenses (Group "A") by Agency

---

2002

COUNTY

AGENCY

OFFENSE CATEGORY

OFFENSE

# OF OFFENSES

---

**PROSTITUTION OFFENSES**

**1**

Assisting or Promoting Prostitution

1

**WEAPON LAW VIOLATIONS**

**3**

Weapon Law Violations

3



# Offenses (Group "A") by Agency

2002

COUNTY

AGENCY

OFFENSE CATEGORY

OFFENSE

# OF OFFENSES

<u>Summersville SP</u>	<u>TOTAL</u>	<u>193</u>
<b>HOMICIDE OFFENSES</b>		<b>2</b>
Murder and Nonnegligent Manslaughter		2
<b>SEX OFFENSES, FORCIBLE</b>		<b>5</b>
Forcible Fondling		5
<b>ASSAULT OFFENSES</b>		<b>38</b>
Aggravated Assault		6
Intimidation		13
Simple Assault		20
<b>KIDNAPING/ABDUCTION</b>		<b>1</b>
Kidnaping/Abduction		1
<b>BURGLARY/BREAKING &amp; ENTERING</b>		<b>24</b>
Burglary/Breaking & Entering		24
<b>LARCENY/THEFT OFFENSES</b>		<b>42</b>
All Other Larceny		20
Shoplifting		1
Theft From Building		1
Theft From Coin Operated Machine or Device		1
Theft From Motor Vehicle		6
Theft of Motor Vehicle Parts/Accessories		13
<b>MOTOR VEHICLE THEFT</b>		<b>9</b>
Motor Vehicle Theft		9
<b>ARSON</b>		<b>1</b>
Arson		1
<b>COUNTERFEITING/FORGERY</b>		<b>10</b>
Counterfeiting/Forgery		10
<b>DESTRUCTION/DAMAGE/VANDALISM OF PROPERTY</b>		<b>35</b>
Destruction/Damage/Vandalism of Property		35
<b>FRAUD OFFENSES</b>		<b>11</b>
False Pretenses/Swindle/Confidence Game		8
Impersonation		3
<b>DRUG/NARCOTIC OFFENSES</b>		<b>12</b>
Drug Equipment Violations		1
Drug/Narcotic Violations		11
<b>WEAPON LAW VIOLATIONS</b>		<b>2</b>
Weapon Law Violations		2

# Offenses (Group "A") by Agency

---

2002

COUNTY

AGENCY

OFFENSE CATEGORY

OFFENSE

# OF OFFENSES

---

Ohio	County TOTAL	407
------	--------------	-----

# Offenses (Group "A") by Agency

2002

COUNTY

AGENCY

OFFENSE CATEGORY

OFFENSE

# OF OFFENSES

Ohio Co SO	TOTAL	218
<b>SEX OFFENSES, FORCIBLE</b>		<b>6</b>
Forcible Fondling		4
Sexual Assault With An Object		2
<b>SEX OFFENSES, NONFORCIBLE</b>		<b>1</b>
Statutory Rape		1
<b>ASSAULT OFFENSES</b>		<b>90</b>
Aggravated Assault		20
Intimidation		24
Simple Assault		47
<b>ROBBERY</b>		<b>2</b>
Robbery		2
<b>BURGLARY/BREAKING &amp; ENTERING</b>		<b>19</b>
Burglary/Breaking & Entering		19
<b>LARCENY/THEFT OFFENSES</b>		<b>28</b>
All Other Larceny		4
Shoplifting		1
Theft From Building		4
Theft From Coin Operated Machine or Device		3
Theft From Motor Vehicle		14
Theft of Motor Vehicle Parts/Accessories		2
<b>MOTOR VEHICLE THEFT</b>		<b>6</b>
Motor Vehicle Theft		6
<b>COUNTERFEITING/FORGERY</b>		<b>1</b>
Counterfeiting/Forgery		1
<b>DESTRUCTION/DAMAGE/VANDALISM OF PROPERTY</b>		<b>38</b>
Destruction/Damage/Vandalism of Property		38
<b>EMBEZZLEMENT</b>		<b>1</b>
Embezzlement		1
<b>FRAUD OFFENSES</b>		<b>5</b>
Credit Card/Automatic Teller Fraud		1
False Pretenses/Swindle/Confidence Game		1
Impersonation		2
Wire Fraud		1
<b>STOLEN PROPERTY OFFENSES</b>		<b>1</b>
Stolen Property Offenses		1

# Offenses (Group "A") by Agency

2002

COUNTY

AGENCY

OFFENSE CATEGORY

OFFENSE

# OF OFFENSES

<b>DRUG/NARCOTIC OFFENSES</b>	<b>16</b>
Drug/Narcotic Violations	16
<b>PORNOGRAPHY/OBSCENE MATERIAL</b>	<b>1</b>
Pornography/Obscene Material	1
<b>PROSTITUTION OFFENSES</b>	<b>1</b>
Prostitution	1
<b>WEAPON LAW VIOLATIONS</b>	<b>1</b>
Weapon Law Violations	1
<b>West Liberty College</b>	<b>49</b>
<b>TOTAL</b>	<b>49</b>
<b>ASSAULT OFFENSES</b>	<b>2</b>
Aggravated Assault	1
Simple Assault	1
<b>BURGLARY/BREAKING &amp; ENTERING</b>	<b>1</b>
Burglary/Breaking & Entering	1
<b>LARCENY/THEFT OFFENSES</b>	<b>39</b>
Purse-snatching	1
Theft From Building	19
Theft From Motor Vehicle	17
Theft of Motor Vehicle Parts/Accessories	2
<b>DESTRUCTION/DAMAGE/VANDALISM OF PROPERTY</b>	<b>6</b>
Destruction/Damage/Vandalism of Property	6
<b>STOLEN PROPERTY OFFENSES</b>	<b>1</b>
Stolen Property Offenses	1

# Offenses (Group "A") by Agency

2002

COUNTY

AGENCY

OFFENSE CATEGORY

OFFENSE

# OF OFFENSES

<u>Wheeling SP</u>	<u>TOTAL</u>	<u>159</u>
<b>SEX OFFENSES, FORCIBLE</b>		<b>1</b>
Forcible Fondling		1
<b>SEX OFFENSES, NONFORCIBLE</b>		<b>2</b>
Statutory Rape		2
<b>ASSAULT OFFENSES</b>		<b>43</b>
Aggravated Assault		8
Intimidation		13
Simple Assault		23
<b>BURGLARY/BREAKING &amp; ENTERING</b>		<b>6</b>
Burglary/Breaking & Entering		6
<b>LARCENY/THEFT OFFENSES</b>		<b>37</b>
All Other Larceny		6
Shoplifting		2
Theft From Building		6
Theft From Motor Vehicle		7
Theft of Motor Vehicle Parts/Accessories		16
<b>MOTOR VEHICLE THEFT</b>		<b>5</b>
Motor Vehicle Theft		5
<b>COUNTERFEITING/FORGERY</b>		<b>3</b>
Counterfeiting/Forgery		3
<b>DESTRUCTION/DAMAGE/VANDALISM OF PROPERTY</b>		<b>31</b>
Destruction/Damage/Vandalism of Property		31
<b>FRAUD OFFENSES</b>		<b>6</b>
Credit Card/Automatic Teller Fraud		2
False Pretenses/Swindle/Confidence Game		4
<b>DRUG/NARCOTIC OFFENSES</b>		<b>21</b>
Drug/Narcotic Violations		21
<b>WEAPON LAW VIOLATIONS</b>		<b>3</b>
Weapon Law Violations		3
<b>PENDLETON County TOTAL</b>		<b>142</b>
<b>FIRE MARSHAL - PENDLETON</b>	<b>TOTAL</b>	<b>1</b>
<b>ARSON</b>		<b>1</b>
Arson		1

# Offenses (Group "A") by Agency

2002

COUNTY

AGENCY

OFFENSE CATEGORY

OFFENSE

# OF OFFENSES

Franklin SP	TOTAL	153
<b>SEX OFFENSES, FORCIBLE</b>		<b>5</b>
Forcible Fondling		2
Forcible Rape		3
<b>SEX OFFENSES, NONFORCIBLE</b>		<b>1</b>
Statutory Rape		1
<b>ASSAULT OFFENSES</b>		<b>33</b>
Aggravated Assault		2
Intimidation		6
Simple Assault		25
<b>BURGLARY/BREAKING &amp; ENTERING</b>		<b>13</b>
Burglary/Breaking & Entering		13
<b>LARCENY/THEFT OFFENSES</b>		<b>32</b>
All Other Larceny		19
Shoplifting		3
Theft From Building		1
Theft From Coin Operated Machine or Device		1
Theft From Motor Vehicle		5
Theft of Motor Vehicle Parts/Accessories		3
<b>MOTOR VEHICLE THEFT</b>		<b>8</b>
Motor Vehicle Theft		8
<b>ARSON</b>		<b>1</b>
Arson		1
<b>COUNTERFEITING/FORGERY</b>		<b>3</b>
Counterfeiting/Forgery		3
<b>DESTRUCTION/DAMAGE/VANDALISM OF PROPERTY</b>		<b>32</b>
Destruction/Damage/Vandalism of Property		32
<b>FRAUD OFFENSES</b>		<b>5</b>
False Pretenses/Swindle/Confidence Game		5
<b>STOLEN PROPERTY OFFENSES</b>		<b>1</b>
Stolen Property Offenses		1
<b>DRUG/NARCOTIC OFFENSES</b>		<b>16</b>
Drug/Narcotic Violations		16
<b>WEAPON LAW VIOLATIONS</b>		<b>3</b>
Weapon Law Violations		3

# Offenses (Group "A") by Agency

2002

COUNTY

AGENCY

OFFENSE CATEGORY

OFFENSE

# OF OFFENSES

<u>Pendleton Co SO</u>	<u>TOTAL</u>	
		<u>4</u>
<b>ASSAULT OFFENSES</b>		<b>1</b>
Simple Assault		1
<b>DRUG/NARCOTIC OFFENSES</b>		<b>2</b>
Drug/Narcotic Violations		2
<b>WEAPON LAW VIOLATIONS</b>		<b>1</b>
Weapon Law Violations		1
<b>Pleasants County TOTAL</b>		<b>106</b>

<u>Pleasants Co SO</u>	<u>TOTAL</u>	
		<u>21</u>
<b>SEX OFFENSES, FORCIBLE</b>		<b>1</b>
Forcible Fondling		1
<b>ASSAULT OFFENSES</b>		<b>12</b>
Aggravated Assault		1
Intimidation		2
Simple Assault		9
<b>BURGLARY/BREAKING &amp; ENTERING</b>		<b>3</b>
Burglary/Breaking & Entering		3
<b>LARCENY/THEFT OFFENSES</b>		<b>5</b>
All Other Larceny		2
Theft From Building		2
Theft of Motor Vehicle Parts/Accessories		1

# Offenses (Group "A") by Agency

2002

COUNTY

AGENCY

OFFENSE CATEGORY

OFFENSE

# OF OFFENSES

St Marys PD	TOTAL	34
<b>SEX OFFENSES, FORCIBLE</b>		<b>1</b>
Sexual Assault With An Object		1
<b>ASSAULT OFFENSES</b>		<b>9</b>
Intimidation		2
Simple Assault		7
<b>ROBBERY</b>		<b>1</b>
Robbery		1
<b>BURGLARY/BREAKING &amp; ENTERING</b>		<b>5</b>
Burglary/Breaking & Entering		5
<b>LARCENY/THEFT OFFENSES</b>		<b>14</b>
All Other Larceny		5
Shoplifting		1
Theft From Building		3
Theft From Coin Operated Machine or Device		4
Theft From Motor Vehicle		1
<b>FRAUD OFFENSES</b>		<b>2</b>
False Pretenses/Swindle/Confidence Game		1
Impersonation		1
<b>DRUG/NARCOTIC OFFENSES</b>		<b>1</b>
Drug/Narcotic Violations		1
<b>WEAPON LAW VIOLATIONS</b>		<b>1</b>
Weapon Law Violations		1



# Offenses (Group "A") by Agency

2002

COUNTY

AGENCY

OFFENSE CATEGORY

OFFENSE

# OF OFFENSES

<u>St Marys SP</u>	<u>TOTAL</u>	<u>51</u>
<b>SEX OFFENSES, FORCIBLE</b>		<b>3</b>
Forcible Sodomy		1
Sexual Assault With An Object		2
<b>ASSAULT OFFENSES</b>		<b>8</b>
Aggravated Assault		1
Intimidation		2
Simple Assault		5
<b>BURGLARY/BREAKING &amp; ENTERING</b>		<b>4</b>
Burglary/Breaking & Entering		4
<b>LARCENY/THEFT OFFENSES</b>		<b>13</b>
All Other Larceny		7
Theft From Building		5
Theft From Motor Vehicle		1
<b>MOTOR VEHICLE THEFT</b>		<b>4</b>
Motor Vehicle Theft		4
<b>ARSON</b>		<b>1</b>
Arson		1
<b>COUNTERFEITING/FORGERY</b>		<b>1</b>
Counterfeiting/Forgery		1
<b>DESTRUCTION/DAMAGE/VANDALISM OF PROPERTY</b>		<b>10</b>
Destruction/Damage/Vandalism of Property		10
<b>FRAUD OFFENSES</b>		<b>1</b>
False Pretenses/Swindle/Confidence Game		1
<b>DRUG/NARCOTIC OFFENSES</b>		<b>4</b>
Drug/Narcotic Violations		4
<b>WEAPON LAW VIOLATIONS</b>		<b>2</b>
Weapon Law Violations		2
<b>Pocahontas County TOTAL</b>		<b>447</b>
<u>DNR - 3 - Pocahontas</u>	<u>TOTAL</u>	<u>7</u>
<b>DRUG/NARCOTIC OFFENSES</b>		<b>4</b>
Drug/Narcotic Violations		4
<b>WEAPON LAW VIOLATIONS</b>		<b>3</b>
Weapon Law Violations		3

# Offenses (Group "A") by Agency

2002

COUNTY

AGENCY

OFFENSE CATEGORY

OFFENSE

# OF OFFENSES

FIRE MARSHAL - POCAHONTAS		TOTAL	
<b>ARSON</b>			<b>3</b>
	Arson		3
<b>Marlinton PD</b>		<b>TOTAL</b>	<b>42</b>
<b>ASSAULT OFFENSES</b>			<b>11</b>
	Aggravated Assault		2
	Intimidation		3
	Simple Assault		7
<b>BURGLARY/BREAKING &amp; ENTERING</b>			<b>7</b>
	Burglary/Breaking & Entering		7
<b>LARCENY/THEFT OFFENSES</b>			<b>9</b>
	Theft From Building		6
	Theft From Motor Vehicle		3
<b>DESTRUCTION/DAMAGE/VANDALISM OF PROPERTY</b>			<b>13</b>
	Destruction/Damage/Vandalism of Property		13
<b>FRAUD OFFENSES</b>			<b>1</b>
	Wire Fraud		1

# Offenses (Group "A") by Agency

2002

COUNTY

AGENCY

OFFENSE CATEGORY

OFFENSE

# OF OFFENSES

<u>Marlinton SP</u>	<u>TOTAL</u>	<u>246</u>
<b>SEX OFFENSES, FORCIBLE</b>		<b>5</b>
Forcible Fondling		3
Forcible Rape		2
<b>SEX OFFENSES, NONFORCIBLE</b>		<b>1</b>
Incest		1
<b>ASSAULT OFFENSES</b>		<b>44</b>
Aggravated Assault		7
Intimidation		4
Simple Assault		33
<b>ROBBERY</b>		<b>2</b>
Robbery		2
<b>BURGLARY/BREAKING &amp; ENTERING</b>		<b>38</b>
Burglary/Breaking & Entering		38
<b>LARCENY/THEFT OFFENSES</b>		<b>42</b>
All Other Larceny		18
Purse-snatching		1
Shoplifting		1
Theft From Building		10
Theft From Motor Vehicle		11
Theft of Motor Vehicle Parts/Accessories		1
<b>MOTOR VEHICLE THEFT</b>		<b>3</b>
Motor Vehicle Theft		3
<b>COUNTERFEITING/FORGERY</b>		<b>4</b>
Counterfeiting/Forgery		4
<b>DESTRUCTION/DAMAGE/VANDALISM OF PROPERTY</b>		<b>66</b>
Destruction/Damage/Vandalism of Property		66
<b>EMBEZZLEMENT</b>		<b>2</b>
Embezzlement		2
<b>FRAUD OFFENSES</b>		<b>6</b>
Credit Card/Automatic Teller Fraud		4
False Pretenses/Swindle/Confidence Game		2
<b>DRUG/NARCOTIC OFFENSES</b>		<b>31</b>
Drug/Narcotic Violations		31
<b>WEAPON LAW VIOLATIONS</b>		<b>2</b>
Weapon Law Violations		2

# Offenses (Group "A") by Agency

2002

COUNTY

AGENCY

OFFENSE CATEGORY

OFFENSE

# OF OFFENSES

<u>Pocahontas Co SO</u>	<u>TOTAL</u>	<u>237</u>
<b>SEX OFFENSES, FORCIBLE</b>		<b>3</b>
Forcible Fondling		1
Forcible Rape		2
<b>ASSAULT OFFENSES</b>		<b>67</b>
Aggravated Assault		11
Intimidation		14
Simple Assault		45
<b>BURGLARY/BREAKING &amp; ENTERING</b>		<b>46</b>
Burglary/Breaking & Entering		46
<b>LARCENY/THEFT OFFENSES</b>		<b>32</b>
All Other Larceny		14
Shoplifting		4
Theft From Building		3
Theft From Coin Operated Machine or Device		1
Theft From Motor Vehicle		7
Theft of Motor Vehicle Parts/Accessories		3
<b>MOTOR VEHICLE THEFT</b>		<b>3</b>
Motor Vehicle Theft		3
<b>COUNTERFEITING/FORGERY</b>		<b>1</b>
Counterfeiting/Forgery		1
<b>DESTRUCTION/DAMAGE/VANDALISM OF PROPERTY</b>		<b>60</b>
Destruction/Damage/Vandalism of Property		60
<b>FRAUD OFFENSES</b>		<b>3</b>
False Pretenses/Swindle/Confidence Game		1
Impersonation		2
<b>DRUG/NARCOTIC OFFENSES</b>		<b>15</b>
Drug/Narcotic Violations		15
<b>WEAPON LAW VIOLATIONS</b>		<b>4</b>
Weapon Law Violations		4
<b>Preston County TOTAL</b>		<b>576</b>
<u>DNR - 1 - Preston</u>	<u>TOTAL</u>	<u>5</u>
<b>DRUG/NARCOTIC OFFENSES</b>		<b>1</b>
Drug/Narcotic Violations		1
<b>WEAPON LAW VIOLATIONS</b>		<b>4</b>
Weapon Law Violations		4

# Offenses (Group "A") by Agency

2002

COUNTY

AGENCY

OFFENSE CATEGORY

OFFENSE

# OF OFFENSES

		# OF OFFENSES
<b>FIRE MARSHAL - PRESTON</b>	<b>TOTAL</b>	<b>1</b>
<b>ARSON</b>		<b>1</b>
Arson		1
<b>Kingwood PD</b>	<b>TOTAL</b>	<b>11</b>
<b>SEX OFFENSES, FORCIBLE</b>		<b>1</b>
Sexual Assault With An Object		1
<b>ASSAULT OFFENSES</b>		<b>7</b>
Aggravated Assault		1
Intimidation		1
Simple Assault		5
<b>MOTOR VEHICLE THEFT</b>		<b>1</b>
Motor Vehicle Theft		1
<b>COUNTERFEITING/FORGERY</b>		<b>1</b>
Counterfeiting/Forgery		1
<b>DESTRUCTION/DAMAGE/VANDALISM OF PROPERTY</b>		<b>1</b>
Destruction/Damage/Vandalism of Property		1

# Offenses (Group "A") by Agency

2002

COUNTY

AGENCY

OFFENSE CATEGORY

OFFENSE

# OF OFFENSES

Kingwood SP	TOTAL	248
<b>SEX OFFENSES, FORCIBLE</b>		<b>11</b>
Forcible Fondling		8
Forcible Rape		1
Forcible Sodomy		1
Sexual Assault With An Object		1
<b>ASSAULT OFFENSES</b>		<b>61</b>
Aggravated Assault		12
Intimidation		5
Simple Assault		44
<b>BURGLARY/BREAKING &amp; ENTERING</b>		<b>31</b>
Burglary/Breaking & Entering		31
<b>LARCENY/THEFT OFFENSES</b>		<b>44</b>
All Other Larceny		32
Theft From Building		2
Theft From Coin Operated Machine or Device		4
Theft From Motor Vehicle		6
Theft of Motor Vehicle Parts/Accessories		1
<b>MOTOR VEHICLE THEFT</b>		<b>19</b>
Motor Vehicle Theft		19
<b>ARSON</b>		<b>1</b>
Arson		1
<b>COUNTERFEITING/FORGERY</b>		<b>1</b>
Counterfeiting/Forgery		1
<b>DESTRUCTION/DAMAGE/VANDALISM OF PROPERTY</b>		<b>57</b>
Destruction/Damage/Vandalism of Property		57
<b>FRAUD OFFENSES</b>		<b>9</b>
Credit Card/Automatic Teller Fraud		1
False Pretenses/Swindle/Confidence Game		7
Impersonation		1
<b>STOLEN PROPERTY OFFENSES</b>		<b>3</b>
Stolen Property Offenses		3
<b>DRUG/NARCOTIC OFFENSES</b>		<b>10</b>
Drug/Narcotic Violations		10

# Offenses (Group "A") by Agency

2002

COUNTY

AGENCY

OFFENSE CATEGORY

OFFENSE

# OF OFFENSES

<u>Preston Co SO</u>	<u>TOTAL</u>	<u>309</u>
<b>SEX OFFENSES, NONFORCIBLE</b>		<b>1</b>
Statutory Rape		1
<b>ASSAULT OFFENSES</b>		<b>93</b>
Aggravated Assault		17
Intimidation		12
Simple Assault		64
<b>BURGLARY/BREAKING &amp; ENTERING</b>		<b>39</b>
Burglary/Breaking & Entering		39
<b>LARCENY/THEFT OFFENSES</b>		<b>47</b>
All Other Larceny		26
Shoplifting		2
Theft From Building		7
Theft From Coin Operated Machine or Device		1
Theft From Motor Vehicle		5
Theft of Motor Vehicle Parts/Accessories		6
<b>MOTOR VEHICLE THEFT</b>		<b>25</b>
Motor Vehicle Theft		25
<b>COUNTERFEITING/FORGERY</b>		<b>2</b>
Counterfeiting/Forgery		2
<b>DESTRUCTION/DAMAGE/VANDALISM OF PROPERTY</b>		<b>68</b>
Destruction/Damage/Vandalism of Property		68
<b>EMBEZZLEMENT</b>		<b>2</b>
Embezzlement		2
<b>FRAUD OFFENSES</b>		<b>10</b>
Credit Card/Automatic Teller Fraud		1
False Pretenses/Swindle/Confidence Game		9
<b>STOLEN PROPERTY OFFENSES</b>		<b>2</b>
Stolen Property Offenses		2
<b>DRUG/NARCOTIC OFFENSES</b>		<b>15</b>
Drug/Narcotic Violations		15
<b>WEAPON LAW VIOLATIONS</b>		<b>5</b>
Weapon Law Violations		5

# Offenses (Group "A") by Agency

2002

COUNTY

AGENCY

OFFENSE CATEGORY

OFFENSE

# OF OFFENSES

COUNTY	AGENCY	OFFENSE CATEGORY	OFFENSE	# OF OFFENSES
	<b>Rowlesburg PD</b>	<b>TOTAL</b>		<b>8</b>
		<b>ASSAULT OFFENSES</b>		<b>4</b>
		Intimidation		1
		Simple Assault		3
		<b>BURGLARY/BREAKING &amp; ENTERING</b>		<b>2</b>
		Burglary/Breaking & Entering		2
		<b>LARCENY/THEFT OFFENSES</b>		<b>2</b>
		Theft From Building		2
	<b>Terra Alta PD</b>	<b>TOTAL</b>		<b>40</b>
		<b>ASSAULT OFFENSES</b>		<b>14</b>
		Simple Assault		14
		<b>BURGLARY/BREAKING &amp; ENTERING</b>		<b>4</b>
		Burglary/Breaking & Entering		4
		<b>LARCENY/THEFT OFFENSES</b>		<b>10</b>
		All Other Larceny		3
		Shoplifting		1
		Theft From Building		5
		Theft From Coin Operated Machine or Device		1
		<b>MOTOR VEHICLE THEFT</b>		<b>1</b>
		Motor Vehicle Theft		1
		<b>COUNTERFEITING/FORGERY</b>		<b>1</b>
		Counterfeiting/Forgery		1
		<b>DESTRUCTION/DAMAGE/VANDALISM OF PROPERTY</b>		<b>9</b>
		Destruction/Damage/Vandalism of Property		9
		<b>FRAUD OFFENSES</b>		<b>1</b>
		False Pretenses/Swindle/Confidence Game		1
<b>Putnam</b>	<b>County</b>	<b>TOTAL</b>		<b>2,220</b>
	<b>DNR - 5 - Putnam</b>	<b>TOTAL</b>		<b>1</b>
		<b>WEAPON LAW VIOLATIONS</b>		<b>1</b>
		Weapon Law Violations		1



# Offenses (Group "A") by Agency

2002

COUNTY

AGENCY

OFFENSE CATEGORY

OFFENSE

# OF OFFENSES

<u>Eleanor PD</u>	<u>TOTAL</u>	<u>18</u>
<b>ASSAULT OFFENSES</b>		<b>3</b>
Intimidation		2
Simple Assault		1
<b>BURGLARY/BREAKING &amp; ENTERING</b>		<b>5</b>
Burglary/Breaking & Entering		5
<b>LARCENY/THEFT OFFENSES</b>		<b>3</b>
All Other Larceny		1
Theft From Building		1
Theft From Coin Operated Machine or Device		1
<b>MOTOR VEHICLE THEFT</b>		<b>1</b>
Motor Vehicle Theft		1
<b>ARSON</b>		<b>1</b>
Arson		1
<b>COUNTERFEITING/FORGERY</b>		<b>1</b>
Counterfeiting/Forgery		1
<b>DESTRUCTION/DAMAGE/VANDALISM OF PROPERTY</b>		<b>4</b>
Destruction/Damage/Vandalism of Property		4
<b><u>FIRE MARSHAL - PUTNAM</u></b>	<b><u>TOTAL</u></b>	<b><u>6</u></b>
<b>ARSON</b>		<b>6</b>
Arson		6

# Offenses (Group "A") by Agency

2002

COUNTY

AGENCY

OFFENSE CATEGORY

OFFENSE

# OF OFFENSES

<u>Hurricane PD</u>	<u>TOTAL</u>	<u>198</u>
<b>ASSAULT OFFENSES</b>		<b>24</b>
Aggravated Assault		1
Intimidation		4
Simple Assault		19
<b>ROBBERY</b>		<b>2</b>
Robbery		2
<b>BURGLARY/BREAKING &amp; ENTERING</b>		<b>2</b>
Burglary/Breaking & Entering		2
<b>LARCENY/THEFT OFFENSES</b>		<b>76</b>
All Other Larceny		15
Shoplifting		1
Theft From Building		30
Theft From Coin Operated Machine or Device		8
Theft From Motor Vehicle		21
Theft of Motor Vehicle Parts/Accessories		1
<b>MOTOR VEHICLE THEFT</b>		<b>9</b>
Motor Vehicle Theft		9
<b>COUNTERFEITING/FORGERY</b>		<b>1</b>
Counterfeiting/Forgery		1
<b>DESTRUCTION/DAMAGE/VANDALISM OF PROPERTY</b>		<b>75</b>
Destruction/Damage/Vandalism of Property		75
<b>DRUG/NARCOTIC OFFENSES</b>		<b>9</b>
Drug/Narcotic Violations		9

# Offenses (Group "A") by Agency

2002

COUNTY

AGENCY

OFFENSE CATEGORY

OFFENSE

# OF OFFENSES

Putnam Co SO	TOTAL	1,626
<b>SEX OFFENSES, FORCIBLE</b>		<b>31</b>
Forcible Fondling		17
Forcible Rape		12
Sexual Assault With An Object		2
<b>SEX OFFENSES, NONFORCIBLE</b>		<b>2</b>
Statutory Rape		2
<b>ASSAULT OFFENSES</b>		<b>432</b>
Aggravated Assault		36
Intimidation		175
Simple Assault		222
<b>KIDNAPING/ABDUCTION</b>		<b>4</b>
Kidnaping/Abduction		4
<b>ROBBERY</b>		<b>5</b>
Robbery		5
<b>BURGLARY/BREAKING &amp; ENTERING</b>		<b>195</b>
Burglary/Breaking & Entering		195
<b>LARCENY/THEFT OFFENSES</b>		<b>470</b>
All Other Larceny		296
Purse-snatching		1
Shoplifting		24
Theft From Building		3
Theft From Coin Operated Machine or Device		3
Theft From Motor Vehicle		135
Theft of Motor Vehicle Parts/Accessories		10
<b>MOTOR VEHICLE THEFT</b>		<b>57</b>
Motor Vehicle Theft		57
<b>ARSON</b>		<b>8</b>
Arson		8
<b>COUNTERFEITING/FORGERY</b>		<b>39</b>
Counterfeiting/Forgery		39
<b>DESTRUCTION/DAMAGE/VANDALISM OF PROPERTY</b>		<b>316</b>
Destruction/Damage/Vandalism of Property		316
<b>EMBEZZLEMENT</b>		<b>8</b>
Embezzlement		8
<b>FRAUD OFFENSES</b>		<b>31</b>
Credit Card/Automatic Teller Fraud		4

# Offenses (Group "A") by Agency

2002

COUNTY

AGENCY

OFFENSE CATEGORY

OFFENSE

# OF OFFENSES

---

False Pretenses/Swindle/Confidence Game	20
Impersonation	7
<b>STOLEN PROPERTY OFFENSES</b>	<b>2</b>
Stolen Property Offenses	2
<b>DRUG/NARCOTIC OFFENSES</b>	<b>17</b>
Drug/Narcotic Violations	17
<b>PORNOGRAPHY/OBSCENE MATERIAL</b>	<b>4</b>
Pornography/Obscene Material	4
<b>WEAPON LAW VIOLATIONS</b>	<b>2</b>
Weapon Law Violations	2

# Offenses (Group "A") by Agency

2002

COUNTY

AGENCY

OFFENSE CATEGORY

OFFENSE

# OF OFFENSES

Teays Valley SP	TOTAL	209
<b>SEX OFFENSES, NONFORCIBLE</b>		<b>2</b>
Statutory Rape		2
<b>ASSAULT OFFENSES</b>		<b>37</b>
Aggravated Assault		3
Intimidation		14
Simple Assault		20
<b>BURGLARY/BREAKING &amp; ENTERING</b>		<b>16</b>
Burglary/Breaking & Entering		16
<b>LARCENY/THEFT OFFENSES</b>		<b>61</b>
All Other Larceny		40
Shoplifting		3
Theft From Building		6
Theft From Motor Vehicle		4
Theft of Motor Vehicle Parts/Accessories		8
<b>MOTOR VEHICLE THEFT</b>		<b>7</b>
Motor Vehicle Theft		7
<b>COUNTERFEITING/FORGERY</b>		<b>9</b>
Counterfeiting/Forgery		9
<b>DESTRUCTION/DAMAGE/VANDALISM OF PROPERTY</b>		<b>42</b>
Destruction/Damage/Vandalism of Property		42
<b>EMBEZZLEMENT</b>		<b>3</b>
Embezzlement		3
<b>FRAUD OFFENSES</b>		<b>25</b>
Credit Card/Automatic Teller Fraud		1
False Pretenses/Swindle/Confidence Game		20
Impersonation		4
<b>DRUG/NARCOTIC OFFENSES</b>		<b>6</b>
Drug/Narcotic Violations		6
<b>WEAPON LAW VIOLATIONS</b>		<b>1</b>
Weapon Law Violations		1

# Offenses (Group "A") by Agency

2002

COUNTY

AGENCY

OFFENSE CATEGORY

OFFENSE

# OF OFFENSES

Winfield PD	TOTAL	71
<b>HOMICIDE OFFENSES</b>		<b>1</b>
Murder and Nonnegligent Manslaughter		1
<b>ASSAULT OFFENSES</b>		<b>16</b>
Aggravated Assault		2
Intimidation		2
Simple Assault		12
<b>BURGLARY/BREAKING &amp; ENTERING</b>		<b>6</b>
Burglary/Breaking & Entering		6
<b>LARCENY/THEFT OFFENSES</b>		<b>36</b>
All Other Larceny		6
Pocket-picking		1
Theft From Building		17
Theft From Motor Vehicle		7
Theft of Motor Vehicle Parts/Accessories		5
<b>MOTOR VEHICLE THEFT</b>		<b>3</b>
Motor Vehicle Theft		3
<b>COUNTERFEITING/FORGERY</b>		<b>1</b>
Counterfeiting/Forgery		1
<b>FRAUD OFFENSES</b>		<b>1</b>
False Pretenses/Swindle/Confidence Game		1
<b>STOLEN PROPERTY OFFENSES</b>		<b>2</b>
Stolen Property Offenses		2
<b>DRUG/NARCOTIC OFFENSES</b>		<b>1</b>
Drug/Narcotic Violations		1
<b>WEAPON LAW VIOLATIONS</b>		<b>4</b>
Weapon Law Violations		4

# Offenses (Group "A") by Agency

2002

COUNTY

AGENCY

OFFENSE CATEGORY

OFFENSE

# OF OFFENSES

<u>Winfield SP</u>	<u>TOTAL</u>	<u>170</u>
<b>SEX OFFENSES, FORCIBLE</b>		<b>4</b>
Forcible Fondling		3
Forcible Rape		1
<b>SEX OFFENSES, NONFORCIBLE</b>		<b>1</b>
Statutory Rape		1
<b>ASSAULT OFFENSES</b>		<b>36</b>
Aggravated Assault		4
Intimidation		13
Simple Assault		19
<b>KIDNAPING/ABDUCTION</b>		<b>2</b>
Kidnaping/Abduction		2
<b>BURGLARY/BREAKING &amp; ENTERING</b>		<b>21</b>
Burglary/Breaking & Entering		21
<b>LARCENY/THEFT OFFENSES</b>		<b>46</b>
All Other Larceny		13
Theft From Building		10
Theft From Motor Vehicle		10
Theft of Motor Vehicle Parts/Accessories		13
<b>MOTOR VEHICLE THEFT</b>		<b>11</b>
Motor Vehicle Theft		11
<b>COUNTERFEITING/FORGERY</b>		<b>1</b>
Counterfeiting/Forgery		1
<b>DESTRUCTION/DAMAGE/VANDALISM OF PROPERTY</b>		<b>29</b>
Destruction/Damage/Vandalism of Property		29
<b>EMBEZZLEMENT</b>		<b>1</b>
Embezzlement		1
<b>FRAUD OFFENSES</b>		<b>12</b>
False Pretenses/Swindle/Confidence Game		9
Impersonation		3
<b>DRUG/NARCOTIC OFFENSES</b>		<b>5</b>
Drug/Narcotic Violations		5
<b>WEAPON LAW VIOLATIONS</b>		<b>1</b>
Weapon Law Violations		1
<b>Raleigh County TOTAL</b>		<b>6,201</b>

# Offenses (Group "A") by Agency

2002

COUNTY

AGENCY

OFFENSE CATEGORY

OFFENSE

# OF OFFENSES

<u>Beckley PD</u>	<u>TOTAL</u>	<u>3,077</u>
<b>HOMICIDE OFFENSES</b>		<b>1</b>
Murder and Nonnegligent Manslaughter		1
<b>SEX OFFENSES, FORCIBLE</b>		<b>18</b>
Forcible Fondling		5
Forcible Rape		12
Forcible Sodomy		1
Sexual Assault With An Object		1
<b>SEX OFFENSES, NONFORCIBLE</b>		<b>4</b>
Statutory Rape		4
<b>ASSAULT OFFENSES</b>		<b>480</b>
Aggravated Assault		84
Intimidation		43
Simple Assault		361
<b>KIDNAPING/ABDUCTION</b>		<b>1</b>
Kidnaping/Abduction		1
<b>ROBBERY</b>		<b>21</b>
Robbery		21
<b>BURGLARY/BREAKING &amp; ENTERING</b>		<b>159</b>
Burglary/Breaking & Entering		159
<b>LARCENY/THEFT OFFENSES</b>		<b>1,290</b>
All Other Larceny		575
Pocket-picking		2
Purse-snatching		15
Shoplifting		314
Theft From Building		129
Theft From Coin Operated Machine or Device		10
Theft From Motor Vehicle		179
Theft of Motor Vehicle Parts/Accessories		67
<b>MOTOR VEHICLE THEFT</b>		<b>72</b>
Motor Vehicle Theft		72
<b>ARSON</b>		<b>6</b>
Arson		6
<b>COUNTERFEITING/FORGERY</b>		<b>74</b>
Counterfeiting/Forgery		74
<b>DESTRUCTION/DAMAGE/VANDALISM OF PROPERTY</b>		<b>538</b>



# Offenses (Group "A") by Agency

2002

COUNTY

AGENCY

OFFENSE CATEGORY

OFFENSE

# OF OFFENSES

Destruction/Damage/Vandalism of Property	538
<b>EMBEZZLEMENT</b>	<b>4</b>
Embezzlement	4
<b>FRAUD OFFENSES</b>	<b>88</b>
Credit Card/Automatic Teller Fraud	6
False Pretenses/Swindle/Confidence Game	80
Impersonation	7
<b>STOLEN PROPERTY OFFENSES</b>	<b>11</b>
Stolen Property Offenses	11
<b>DRUG/NARCOTIC OFFENSES</b>	<b>239</b>
Drug Equipment Violations	19
Drug/Narcotic Violations	233
<b>PROSTITUTION OFFENSES</b>	<b>13</b>
Assisting or Promoting Prostitution	4
Prostitution	9
<b>WEAPON LAW VIOLATIONS</b>	<b>30</b>
Weapon Law Violations	30

# Offenses (Group "A") by Agency

2002

COUNTY

AGENCY

OFFENSE CATEGORY

OFFENSE

# OF OFFENSES

<u>Beckley SP</u>	<u>TOTAL</u>	<u>736</u>
<b>HOMICIDE OFFENSES</b>		<b>2</b>
Murder and Nonnegligent Manslaughter		2
<b>SEX OFFENSES, FORCIBLE</b>		<b>5</b>
Forcible Rape		1
Forcible Sodomy		1
Sexual Assault With An Object		3
<b>ASSAULT OFFENSES</b>		<b>116</b>
Aggravated Assault		19
Intimidation		30
Simple Assault		71
<b>ROBBERY</b>		<b>1</b>
Robbery		1
<b>BURGLARY/BREAKING &amp; ENTERING</b>		<b>61</b>
Burglary/Breaking & Entering		61
<b>LARCENY/THEFT OFFENSES</b>		<b>249</b>
All Other Larceny		96
Shoplifting		7
Theft From Building		11
Theft From Coin Operated Machine or Device		1
Theft From Motor Vehicle		56
Theft of Motor Vehicle Parts/Accessories		81
<b>MOTOR VEHICLE THEFT</b>		<b>45</b>
Motor Vehicle Theft		45
<b>ARSON</b>		<b>1</b>
Arson		1
<b>COUNTERFEITING/FORGERY</b>		<b>32</b>
Counterfeiting/Forgery		32
<b>DESTRUCTION/DAMAGE/VANDALISM OF PROPERTY</b>		<b>146</b>
Destruction/Damage/Vandalism of Property		146
<b>EMBEZZLEMENT</b>		<b>1</b>
Embezzlement		1
<b>FRAUD OFFENSES</b>		<b>28</b>
Credit Card/Automatic Teller Fraud		2
False Pretenses/Swindle/Confidence Game		24
Impersonation		1

# Offenses (Group "A") by Agency

2002

COUNTY

AGENCY

OFFENSE CATEGORY

OFFENSE

# OF OFFENSES

	Wire Fraud	1
	<b>STOLEN PROPERTY OFFENSES</b>	<b>3</b>
	Stolen Property Offenses	3
	<b>DRUG/NARCOTIC OFFENSES</b>	<b>27</b>
	Drug Equipment Violations	4
	Drug/Narcotic Violations	27
	<b>WEAPON LAW VIOLATIONS</b>	<b>8</b>
	Weapon Law Violations	8
<b>DNR - 4 - Raleigh</b>	<b>TOTAL</b>	<b>3</b>
	<b>HOMICIDE OFFENSES</b>	<b>1</b>
	Negligent Manslaughter	1
	<b>WEAPON LAW VIOLATIONS</b>	<b>2</b>
	Weapon Law Violations	2
<b>FIRE MARSHAL - Raleigh</b>	<b>TOTAL</b>	<b>5</b>
	<b>ARSON</b>	<b>5</b>
	Arson	5

# Offenses (Group "A") by Agency

2002

COUNTY

AGENCY

OFFENSE CATEGORY

OFFENSE

# OF OFFENSES

<u>Raleigh Co SO</u>	<u>TOTAL</u>	<u>2,766</u>
<b>HOMICIDE OFFENSES</b>		<b>3</b>
Murder and Nonnegligent Manslaughter		3
<b>SEX OFFENSES, FORCIBLE</b>		<b>36</b>
Forcible Fondling		17
Forcible Rape		18
Forcible Sodomy		1
<b>SEX OFFENSES, NONFORCIBLE</b>		<b>2</b>
Statutory Rape		2
<b>ASSAULT OFFENSES</b>		<b>956</b>
Aggravated Assault		76
Intimidation		428
Simple Assault		455
<b>KIDNAPING/ABDUCTION</b>		<b>3</b>
Kidnaping/Abduction		3
<b>ROBBERY</b>		<b>13</b>
Robbery		13
<b>BURGLARY/BREAKING &amp; ENTERING</b>		<b>224</b>
Burglary/Breaking & Entering		224
<b>LARCENY/THEFT OFFENSES</b>		<b>691</b>
All Other Larceny		515
Purse-snatching		1
Shoplifting		92
Theft From Building		6
Theft From Coin Operated Machine or Device		1
Theft From Motor Vehicle		63
Theft of Motor Vehicle Parts/Accessories		13
<b>MOTOR VEHICLE THEFT</b>		<b>139</b>
Motor Vehicle Theft		139
<b>ARSON</b>		<b>8</b>
Arson		8
<b>COUNTERFEITING/FORGERY</b>		<b>69</b>
Counterfeiting/Forgery		69
<b>DESTRUCTION/DAMAGE/VANDALISM OF PROPERTY</b>		<b>523</b>
Destruction/Damage/Vandalism of Property		523
<b>EMBEZZLEMENT</b>		<b>5</b>
Embezzlement		5

# Offenses (Group "A") by Agency

2002

COUNTY

AGENCY

OFFENSE CATEGORY

OFFENSE

# OF OFFENSES

<b>FRAUD OFFENSES</b>	<b>36</b>
Credit Card/Automatic Teller Fraud	14
False Pretenses/Swindle/Confidence Game	22
<b>STOLEN PROPERTY OFFENSES</b>	<b>1</b>
Stolen Property Offenses	1
<b>DRUG/NARCOTIC OFFENSES</b>	<b>33</b>
Drug Equipment Violations	2
Drug/Narcotic Violations	31
<b>PROSTITUTION OFFENSES</b>	<b>1</b>
Assisting or Promoting Prostitution	1
<b>WEAPON LAW VIOLATIONS</b>	<b>20</b>
Weapon Law Violations	20
<b>Rhodell PD</b>	<b>6</b>
<b>TOTAL</b>	<b>6</b>
<b>BURGLARY/BREAKING &amp; ENTERING</b>	<b>3</b>
Burglary/Breaking & Entering	3
<b>LARCENY/THEFT OFFENSES</b>	<b>1</b>
Theft of Motor Vehicle Parts/Accessories	1
<b>DESTRUCTION/DAMAGE/VANDALISM OF PROPERTY</b>	<b>2</b>
Destruction/Damage/Vandalism of Property	2
<b>Sophia PD</b>	<b>7</b>
<b>TOTAL</b>	<b>7</b>
<b>SEX OFFENSES, FORCIBLE</b>	<b>1</b>
Forcible Fondling	1
<b>ASSAULT OFFENSES</b>	<b>2</b>
Simple Assault	2
<b>BURGLARY/BREAKING &amp; ENTERING</b>	<b>2</b>
Burglary/Breaking & Entering	2
<b>LARCENY/THEFT OFFENSES</b>	<b>1</b>
Theft From Motor Vehicle	1
<b>DESTRUCTION/DAMAGE/VANDALISM OF PROPERTY</b>	<b>1</b>
Destruction/Damage/Vandalism of Property	1

# Offenses (Group "A") by Agency

2002

COUNTY

AGENCY

OFFENSE CATEGORY

OFFENSE

# OF OFFENSES

<u>Turnpike - Raleigh</u>	<u>TOTAL</u>	<u>60</u>
<b>ASSAULT OFFENSES</b>		<b>4</b>
Aggravated Assault		1
Simple Assault		3
<b>ROBBERY</b>		<b>1</b>
Robbery		1
<b>LARCENY/THEFT OFFENSES</b>		<b>4</b>
All Other Larceny		1
Theft From Motor Vehicle		3
<b>MOTOR VEHICLE THEFT</b>		<b>1</b>
Motor Vehicle Theft		1
<b>COUNTERFEITING/FORGERY</b>		<b>1</b>
Counterfeiting/Forgery		1
<b>DESTRUCTION/DAMAGE/VANDALISM OF PROPERTY</b>		<b>6</b>
Destruction/Damage/Vandalism of Property		6
<b>FRAUD OFFENSES</b>		<b>1</b>
Credit Card/Automatic Teller Fraud		1
<b>DRUG/NARCOTIC OFFENSES</b>		<b>38</b>
Drug/Narcotic Violations		38
<b>WEAPON LAW VIOLATIONS</b>		<b>4</b>
Weapon Law Violations		4
<b>Randolph County TOTAL</b>		<b>1,642</b>
<u>DNR - 3 - Randolph</u>	<u>TOTAL</u>	<u>3</u>
<b>DRUG/NARCOTIC OFFENSES</b>		<b>3</b>
Drug/Narcotic Violations		3

# Offenses (Group "A") by Agency

2002

COUNTY

AGENCY

OFFENSE CATEGORY

OFFENSE

# OF OFFENSES

<u>Elkins PD</u>	<u>TOTAL</u>	<u>858</u>
<b>SEX OFFENSES, FORCIBLE</b>		<b>14</b>
Forcible Fondling		5
Forcible Rape		4
Forcible Sodomy		1
Sexual Assault With An Object		4
<b>SEX OFFENSES, NONFORCIBLE</b>		<b>1</b>
Statutory Rape		1
<b>ASSAULT OFFENSES</b>		<b>138</b>
Aggravated Assault		25
Intimidation		11
Simple Assault		102
<b>ROBBERY</b>		<b>3</b>
Robbery		3
<b>BURGLARY/BREAKING &amp; ENTERING</b>		<b>89</b>
Burglary/Breaking & Entering		89
<b>LARCENY/THEFT OFFENSES</b>		<b>245</b>
All Other Larceny		44
Pocket-picking		1
Purse-snatching		2
Shoplifting		10
Theft From Building		60
Theft From Coin Operated Machine or Device		3
Theft From Motor Vehicle		114
Theft of Motor Vehicle Parts/Accessories		12
<b>MOTOR VEHICLE THEFT</b>		<b>6</b>
Motor Vehicle Theft		6
<b>ARSON</b>		<b>4</b>
Arson		4
<b>COUNTERFEITING/FORGERY</b>		<b>7</b>
Counterfeiting/Forgery		7
<b>DESTRUCTION/DAMAGE/VANDALISM OF PROPERTY</b>		<b>303</b>
Destruction/Damage/Vandalism of Property		303
<b>EMBEZZLEMENT</b>		<b>1</b>
Embezzlement		1
<b>FRAUD OFFENSES</b>		<b>16</b>

# Offenses (Group "A") by Agency

---

2002

COUNTY

AGENCY

OFFENSE CATEGORY

OFFENSE

# OF OFFENSES

---

False Pretenses/Swindle/Confidence Game	16
<b>STOLEN PROPERTY OFFENSES</b>	<b>11</b>
Stolen Property Offenses	11
<b>DRUG/NARCOTIC OFFENSES</b>	<b>14</b>
Drug/Narcotic Violations	14
<b>WEAPON LAW VIOLATIONS</b>	<b>5</b>
Weapon Law Violations	5



# Offenses (Group "A") by Agency

2002

COUNTY

AGENCY

OFFENSE CATEGORY

OFFENSE

# OF OFFENSES

<u>Elkins SP</u>	<u>TOTAL</u>	<u>789</u>
<b>SEX OFFENSES, FORCIBLE</b>		<b>11</b>
Forcible Fondling		8
Forcible Rape		3
<b>SEX OFFENSES, NONFORCIBLE</b>		<b>3</b>
Incest		2
Statutory Rape		1
<b>ASSAULT OFFENSES</b>		<b>202</b>
Aggravated Assault		26
Intimidation		26
Simple Assault		150
<b>KIDNAPING/ABDUCTION</b>		<b>1</b>
Kidnaping/Abduction		1
<b>ROBBERY</b>		<b>2</b>
Robbery		2
<b>BURGLARY/BREAKING &amp; ENTERING</b>		<b>61</b>
Burglary/Breaking & Entering		61
<b>LARCENY/THEFT OFFENSES</b>		<b>198</b>
All Other Larceny		56
Purse-snatching		1
Shoplifting		51
Theft From Building		51
Theft From Motor Vehicle		24
Theft of Motor Vehicle Parts/Accessories		15
<b>MOTOR VEHICLE THEFT</b>		<b>13</b>
Motor Vehicle Theft		13
<b>ARSON</b>		<b>1</b>
Arson		1
<b>COUNTERFEITING/FORGERY</b>		<b>34</b>
Counterfeiting/Forgery		34
<b>DESTRUCTION/DAMAGE/VANDALISM OF PROPERTY</b>		<b>165</b>
Destruction/Damage/Vandalism of Property		165
<b>EMBEZZLEMENT</b>		<b>1</b>
Embezzlement		1
<b>EXTORTION/BLACKMAIL</b>		<b>1</b>
Extortion/Blackmail		1
<b>FRAUD OFFENSES</b>		<b>21</b>

# Offenses (Group "A") by Agency

2002

COUNTY

AGENCY

OFFENSE CATEGORY

OFFENSE

# OF OFFENSES

	Credit Card/Automatic Teller Fraud	4
	False Pretenses/Swindle/Confidence Game	17
	<b>STOLEN PROPERTY OFFENSES</b>	<b>3</b>
	Stolen Property Offenses	3
	<b>DRUG/NARCOTIC OFFENSES</b>	<b>62</b>
	Drug/Narcotic Violations	62
	<b>WEAPON LAW VIOLATIONS</b>	<b>10</b>
	Weapon Law Violations	10
<b>Randolph Co SO</b>	<b>TOTAL</b>	<b>121</b>
	<b>ASSAULT OFFENSES</b>	<b>36</b>
	Aggravated Assault	6
	Intimidation	2
	Simple Assault	28
	<b>BURGLARY/BREAKING &amp; ENTERING</b>	<b>18</b>
	Burglary/Breaking & Entering	18
	<b>LARCENY/THEFT OFFENSES</b>	<b>18</b>
	All Other Larceny	4
	Shoplifting	1
	Theft From Building	5
	Theft From Motor Vehicle	8
	<b>MOTOR VEHICLE THEFT</b>	<b>2</b>
	Motor Vehicle Theft	2
	<b>ARSON</b>	<b>1</b>
	Arson	1
	<b>DESTRUCTION/DAMAGE/VANDALISM OF PROPERTY</b>	<b>39</b>
	Destruction/Damage/Vandalism of Property	39
	<b>DRUG/NARCOTIC OFFENSES</b>	<b>6</b>
	Drug/Narcotic Violations	6
	<b>WEAPON LAW VIOLATIONS</b>	<b>1</b>
	Weapon Law Violations	1
<b>Ritchie</b>	<b>County TOTAL</b>	<b>328</b>
<b>DNR - 6 - Ritchie</b>	<b>TOTAL</b>	<b>1</b>
	<b>DRUG/NARCOTIC OFFENSES</b>	<b>1</b>
	Drug/Narcotic Violations	1

# Offenses (Group "A") by Agency

2002

COUNTY

AGENCY

OFFENSE CATEGORY

OFFENSE

# OF OFFENSES

FIRE MARSHAL - Ritchie		TOTAL	1
<b>ARSON</b>			<b>1</b>
	Arson		1
<b>Harrisville SP</b>		<b>TOTAL</b>	<b>194</b>
<b>SEX OFFENSES, FORCIBLE</b>			<b>5</b>
	Forcible Fondling		3
	Forcible Sodomy		1
	Sexual Assault With An Object		1
<b>ASSAULT OFFENSES</b>			<b>37</b>
	Aggravated Assault		7
	Intimidation		4
	Simple Assault		26
<b>BURGLARY/BREAKING &amp; ENTERING</b>			<b>19</b>
	Burglary/Breaking & Entering		19
<b>LARCENY/THEFT OFFENSES</b>			<b>41</b>
	All Other Larceny		36
	Theft From Motor Vehicle		2
	Theft of Motor Vehicle Parts/Accessories		3
<b>MOTOR VEHICLE THEFT</b>			<b>8</b>
	Motor Vehicle Theft		8
<b>COUNTERFEITING/FORGERY</b>			<b>5</b>
	Counterfeiting/Forgery		5
<b>DESTRUCTION/DAMAGE/VANDALISM OF PROPERTY</b>			<b>37</b>
	Destruction/Damage/Vandalism of Property		37
<b>FRAUD OFFENSES</b>			<b>9</b>
	False Pretenses/Swindle/Confidence Game		8
	Impersonation		1
<b>STOLEN PROPERTY OFFENSES</b>			<b>1</b>
	Stolen Property Offenses		1
<b>DRUG/NARCOTIC OFFENSES</b>			<b>27</b>
	Drug Equipment Violations		1
	Drug/Narcotic Violations		26
<b>WEAPON LAW VIOLATIONS</b>			<b>5</b>
	Weapon Law Violations		5

# Offenses (Group "A") by Agency

2002

COUNTY

AGENCY

OFFENSE CATEGORY

OFFENSE

# OF OFFENSES

<u>Ritchie Co SO</u>	<u>TOTAL</u>	<u>145</u>
<b>SEX OFFENSES, FORCIBLE</b>		<b>5</b>
Forcible Fondling		2
Forcible Rape		1
Forcible Sodomy		2
<b>SEX OFFENSES, NONFORCIBLE</b>		<b>3</b>
Statutory Rape		3
<b>ASSAULT OFFENSES</b>		<b>30</b>
Aggravated Assault		2
Intimidation		2
Simple Assault		26
<b>BURGLARY/BREAKING &amp; ENTERING</b>		<b>18</b>
Burglary/Breaking & Entering		18
<b>LARCENY/THEFT OFFENSES</b>		<b>30</b>
All Other Larceny		13
Theft From Building		11
Theft From Coin Operated Machine or Device		1
Theft From Motor Vehicle		4
Theft of Motor Vehicle Parts/Accessories		1
<b>MOTOR VEHICLE THEFT</b>		<b>6</b>
Motor Vehicle Theft		6
<b>ARSON</b>		<b>5</b>
Arson		5
<b>COUNTERFEITING/FORGERY</b>		<b>2</b>
Counterfeiting/Forgery		2
<b>DESTRUCTION/DAMAGE/VANDALISM OF PROPERTY</b>		<b>40</b>
Destruction/Damage/Vandalism of Property		40
<b>FRAUD OFFENSES</b>		<b>2</b>
False Pretenses/Swindle/Confidence Game		2
<b>DRUG/NARCOTIC OFFENSES</b>		<b>3</b>
Drug Equipment Violations		2
Drug/Narcotic Violations		1
<b>WEAPON LAW VIOLATIONS</b>		<b>1</b>
Weapon Law Violations		1
<b>Roane County TOTAL</b>		<b>551</b>

# Offenses (Group "A") by Agency

2002

COUNTY

AGENCY

OFFENSE CATEGORY

OFFENSE

# OF OFFENSES

---

<u>DNR - 6 - Roane</u>	<u>TOTAL</u>	<u>1</u>
<b>WEAPON LAW VIOLATIONS</b>		<b>1</b>
Weapon Law Violations		1

# Offenses (Group "A") by Agency

2002

COUNTY

AGENCY

OFFENSE CATEGORY

OFFENSE

# OF OFFENSES

Roane Co SO	TOTAL	360
<b>SEX OFFENSES, FORCIBLE</b>		<b>8</b>
Forcible Fondling		1
Forcible Rape		5
Sexual Assault With An Object		2
<b>ASSAULT OFFENSES</b>		<b>88</b>
Aggravated Assault		16
Intimidation		14
Simple Assault		59
<b>BURGLARY/BREAKING &amp; ENTERING</b>		<b>60</b>
Burglary/Breaking & Entering		60
<b>LARCENY/THEFT OFFENSES</b>		<b>49</b>
All Other Larceny		24
Shoplifting		1
Theft From Building		9
Theft From Motor Vehicle		15
<b>MOTOR VEHICLE THEFT</b>		<b>15</b>
Motor Vehicle Theft		15
<b>ARSON</b>		<b>6</b>
Arson		6
<b>COUNTERFEITING/FORGERY</b>		<b>6</b>
Counterfeiting/Forgery		6
<b>DESTRUCTION/DAMAGE/VANDALISM OF PROPERTY</b>		<b>81</b>
Destruction/Damage/Vandalism of Property		81
<b>EMBEZZLEMENT</b>		<b>1</b>
Embezzlement		1
<b>FRAUD OFFENSES</b>		<b>9</b>
False Pretenses/Swindle/Confidence Game		9
<b>STOLEN PROPERTY OFFENSES</b>		<b>4</b>
Stolen Property Offenses		4
<b>DRUG/NARCOTIC OFFENSES</b>		<b>21</b>
Drug Equipment Violations		1
Drug/Narcotic Violations		21
<b>WEAPON LAW VIOLATIONS</b>		<b>10</b>
Weapon Law Violations		10

# Offenses (Group "A") by Agency

2002

COUNTY

AGENCY

OFFENSE CATEGORY

OFFENSE

# OF OFFENSES

<u>Spencer PD</u>	<u>TOTAL</u>	<u>223</u>
<b>ASSAULT OFFENSES</b>		<b>52</b>
Aggravated Assault		4
Intimidation		5
Simple Assault		43
<b>BURGLARY/BREAKING &amp; ENTERING</b>		<b>8</b>
Burglary/Breaking & Entering		8
<b>LARCENY/THEFT OFFENSES</b>		<b>71</b>
All Other Larceny		11
Purse-snatching		1
Shoplifting		13
Theft From Building		17
Theft From Coin Operated Machine or Device		4
Theft From Motor Vehicle		18
Theft of Motor Vehicle Parts/Accessories		7
<b>MOTOR VEHICLE THEFT</b>		<b>8</b>
Motor Vehicle Theft		8
<b>ARSON</b>		<b>1</b>
Arson		1
<b>COUNTERFEITING/FORGERY</b>		<b>3</b>
Counterfeiting/Forgery		3
<b>DESTRUCTION/DAMAGE/VANDALISM OF PROPERTY</b>		<b>66</b>
Destruction/Damage/Vandalism of Property		66
<b>EXTORTION/BLACKMAIL</b>		<b>1</b>
Extortion/Blackmail		1
<b>FRAUD OFFENSES</b>		<b>7</b>
False Pretenses/Swindle/Confidence Game		7
<b>STOLEN PROPERTY OFFENSES</b>		<b>1</b>
Stolen Property Offenses		1
<b>DRUG/NARCOTIC OFFENSES</b>		<b>4</b>
Drug/Narcotic Violations		4
<b>WEAPON LAW VIOLATIONS</b>		<b>1</b>
Weapon Law Violations		1

# Offenses (Group "A") by Agency

2002

COUNTY

AGENCY

OFFENSE CATEGORY

OFFENSE

# OF OFFENSES

<u>Spencer SP</u>	<u>TOTAL</u>	<u>109</u>
<b>HOMICIDE OFFENSES</b>		<b>2</b>
Murder and Nonnegligent Manslaughter		2
<b>SEX OFFENSES, NONFORCIBLE</b>		<b>1</b>
Statutory Rape		1
<b>ASSAULT OFFENSES</b>		<b>26</b>
Aggravated Assault		8
Intimidation		5
Simple Assault		13
<b>KIDNAPING/ABDUCTION</b>		<b>1</b>
Kidnaping/Abduction		1
<b>BURGLARY/BREAKING &amp; ENTERING</b>		<b>15</b>
Burglary/Breaking & Entering		15
<b>LARCENY/THEFT OFFENSES</b>		<b>28</b>
All Other Larceny		17
Theft From Motor Vehicle		7
Theft of Motor Vehicle Parts/Accessories		4
<b>MOTOR VEHICLE THEFT</b>		<b>7</b>
Motor Vehicle Theft		7
<b>ARSON</b>		<b>2</b>
Arson		2
<b>DESTRUCTION/DAMAGE/VANDALISM OF PROPERTY</b>		<b>20</b>
Destruction/Damage/Vandalism of Property		20
<b>DRUG/NARCOTIC OFFENSES</b>		<b>7</b>
Drug/Narcotic Violations		7
<b>Summers County TOTAL</b>		<b>318</b>
<u>DNR - 4 - Summers</u>	<u>TOTAL</u>	<u>3</u>
<b>ASSAULT OFFENSES</b>		<b>1</b>
Simple Assault		1
<b>WEAPON LAW VIOLATIONS</b>		<b>2</b>
Weapon Law Violations		2



# Offenses (Group "A") by Agency

2002

COUNTY

AGENCY

OFFENSE CATEGORY

OFFENSE

# OF OFFENSES

<u>Hinton PD</u>	<u>TOTAL</u>	<u>136</u>
<b>HOMICIDE OFFENSES</b>		<b>1</b>
Murder and Nonnegligent Manslaughter		1
<b>SEX OFFENSES, FORCIBLE</b>		<b>1</b>
Forcible Fondling		1
<b>ASSAULT OFFENSES</b>		<b>59</b>
Aggravated Assault		8
Intimidation		11
Simple Assault		43
<b>KIDNAPING/ABDUCTION</b>		<b>1</b>
Kidnaping/Abduction		1
<b>BURGLARY/BREAKING &amp; ENTERING</b>		<b>10</b>
Burglary/Breaking & Entering		10
<b>LARCENY/THEFT OFFENSES</b>		<b>16</b>
All Other Larceny		3
Purse-snatching		2
Shoplifting		7
Theft From Building		1
Theft From Motor Vehicle		2
Theft of Motor Vehicle Parts/Accessories		1
<b>MOTOR VEHICLE THEFT</b>		<b>2</b>
Motor Vehicle Theft		2
<b>DESTRUCTION/DAMAGE/VANDALISM OF PROPERTY</b>		<b>25</b>
Destruction/Damage/Vandalism of Property		25
<b>FRAUD OFFENSES</b>		<b>6</b>
False Pretenses/Swindle/Confidence Game		6
<b>DRUG/NARCOTIC OFFENSES</b>		<b>7</b>
Drug/Narcotic Violations		7
<b>WEAPON LAW VIOLATIONS</b>		<b>5</b>
Weapon Law Violations		5

# Offenses (Group "A") by Agency

2002

COUNTY

AGENCY

OFFENSE CATEGORY

OFFENSE

# OF OFFENSES

<u>Hinton SP</u>	<u>TOTAL</u>	<u>143</u>
<b>HOMICIDE OFFENSES</b>		<b>1</b>
Murder and Nonnegligent Manslaughter		1
<b>SEX OFFENSES, FORCIBLE</b>		<b>3</b>
Forcible Fondling		1
Sexual Assault With An Object		2
<b>ASSAULT OFFENSES</b>		<b>21</b>
Aggravated Assault		4
Intimidation		4
Simple Assault		13
<b>ROBBERY</b>		<b>3</b>
Robbery		3
<b>BURGLARY/BREAKING &amp; ENTERING</b>		<b>34</b>
Burglary/Breaking & Entering		34
<b>LARCENY/THEFT OFFENSES</b>		<b>38</b>
All Other Larceny		15
Theft From Coin Operated Machine or Device		1
Theft From Motor Vehicle		17
Theft of Motor Vehicle Parts/Accessories		5
<b>MOTOR VEHICLE THEFT</b>		<b>9</b>
Motor Vehicle Theft		9
<b>ARSON</b>		<b>1</b>
Arson		1
<b>DESTRUCTION/DAMAGE/VANDALISM OF PROPERTY</b>		<b>21</b>
Destruction/Damage/Vandalism of Property		21
<b>EMBEZZLEMENT</b>		<b>1</b>
Embezzlement		1
<b>FRAUD OFFENSES</b>		<b>5</b>
False Pretenses/Swindle/Confidence Game		5
<b>STOLEN PROPERTY OFFENSES</b>		<b>3</b>
Stolen Property Offenses		3
<b>DRUG/NARCOTIC OFFENSES</b>		<b>2</b>
Drug/Narcotic Violations		2
<b>WEAPON LAW VIOLATIONS</b>		<b>1</b>
Weapon Law Violations		1

# Offenses (Group "A") by Agency

2002

COUNTY

AGENCY

OFFENSE CATEGORY

OFFENSE

# OF OFFENSES

<u>Summers Co SO</u>	<u>TOTAL</u>	<u>52</u>
<b>HOMICIDE OFFENSES</b>		<b>1</b>
Murder and Nonnegligent Manslaughter		1
<b>SEX OFFENSES, FORCIBLE</b>		<b>1</b>
Forcible Rape		1
<b>ASSAULT OFFENSES</b>		<b>23</b>
Aggravated Assault		5
Intimidation		5
Simple Assault		14
<b>BURGLARY/BREAKING &amp; ENTERING</b>		<b>10</b>
Burglary/Breaking & Entering		10
<b>LARCENY/THEFT OFFENSES</b>		<b>2</b>
All Other Larceny		1
Theft From Coin Operated Machine or Device		1
<b>MOTOR VEHICLE THEFT</b>		<b>2</b>
Motor Vehicle Theft		2
<b>COUNTERFEITING/FORGERY</b>		<b>1</b>
Counterfeiting/Forgery		1
<b>DESTRUCTION/DAMAGE/VANDALISM OF PROPERTY</b>		<b>3</b>
Destruction/Damage/Vandalism of Property		3
<b>FRAUD OFFENSES</b>		<b>1</b>
False Pretenses/Swindle/Confidence Game		1
<b>STOLEN PROPERTY OFFENSES</b>		<b>1</b>
Stolen Property Offenses		1
<b>DRUG/NARCOTIC OFFENSES</b>		<b>6</b>
Drug/Narcotic Violations		6
<b>Taylor County TOTAL</b>		<b>186</b>
<b>FIRE MARSHAL - Taylor</b>	<b>TOTAL</b>	<b>2</b>
<b>ARSON</b>		<b>2</b>
Arson		2

# Offenses (Group "A") by Agency

2002

COUNTY

AGENCY

OFFENSE CATEGORY

OFFENSE

# OF OFFENSES

Grafton PD	TOTAL	79
<b>SEX OFFENSES, FORCIBLE</b>		<b>1</b>
Forcible Fondling		1
<b>ASSAULT OFFENSES</b>		<b>25</b>
Aggravated Assault		4
Simple Assault		21
<b>ROBBERY</b>		<b>1</b>
Robbery		1
<b>BURGLARY/BREAKING &amp; ENTERING</b>		<b>5</b>
Burglary/Breaking & Entering		5
<b>LARCENY/THEFT OFFENSES</b>		<b>29</b>
All Other Larceny		5
Shoplifting		8
Theft From Building		15
Theft From Motor Vehicle		1
<b>MOTOR VEHICLE THEFT</b>		<b>4</b>
Motor Vehicle Theft		4
<b>ARSON</b>		<b>1</b>
Arson		1
<b>COUNTERFEITING/FORGERY</b>		<b>1</b>
Counterfeiting/Forgery		1
<b>DESTRUCTION/DAMAGE/VANDALISM OF PROPERTY</b>		<b>6</b>
Destruction/Damage/Vandalism of Property		6
<b>STOLEN PROPERTY OFFENSES</b>		<b>1</b>
Stolen Property Offenses		1
<b>DRUG/NARCOTIC OFFENSES</b>		<b>5</b>
Drug/Narcotic Violations		5

# Offenses (Group "A") by Agency

2002

COUNTY

AGENCY

OFFENSE CATEGORY

OFFENSE

# OF OFFENSES

<u>Grafton SP</u>	<u>TOTAL</u>	<u>73</u>
<b>SEX OFFENSES, FORCIBLE</b>		<b>4</b>
Forcible Fondling		3
Forcible Sodomy		1
<b>SEX OFFENSES, NONFORCIBLE</b>		<b>2</b>
Incest		1
Statutory Rape		1
<b>ASSAULT OFFENSES</b>		<b>18</b>
Aggravated Assault		1
Intimidation		4
Simple Assault		13
<b>BURGLARY/BREAKING &amp; ENTERING</b>		<b>6</b>
Burglary/Breaking & Entering		6
<b>LARCENY/THEFT OFFENSES</b>		<b>6</b>
All Other Larceny		2
Theft From Building		1
Theft From Motor Vehicle		3
<b>MOTOR VEHICLE THEFT</b>		<b>4</b>
Motor Vehicle Theft		4
<b>ARSON</b>		<b>2</b>
Arson		2
<b>COUNTERFEITING/FORGERY</b>		<b>4</b>
Counterfeiting/Forgery		4
<b>DESTRUCTION/DAMAGE/VANDALISM OF PROPERTY</b>		<b>24</b>
Destruction/Damage/Vandalism of Property		24
<b>EMBEZZLEMENT</b>		<b>1</b>
Embezzlement		1
<b>FRAUD OFFENSES</b>		<b>1</b>
Credit Card/Automatic Teller Fraud		1
<b>WEAPON LAW VIOLATIONS</b>		<b>1</b>
Weapon Law Violations		1

# Offenses (Group "A") by Agency

2002

COUNTY

AGENCY

OFFENSE CATEGORY

OFFENSE

# OF OFFENSES

<u>Taylor Co SO</u>		<u>TOTAL</u>	<u>32</u>
	<b>ASSAULT OFFENSES</b>		<b>6</b>
	Aggravated Assault		2
	Intimidation		1
	Simple Assault		3
	<b>BURGLARY/BREAKING &amp; ENTERING</b>		<b>6</b>
	Burglary/Breaking & Entering		6
	<b>LARCENY/THEFT OFFENSES</b>		<b>14</b>
	All Other Larceny		2
	Theft From Building		4
	Theft From Motor Vehicle		8
	<b>MOTOR VEHICLE THEFT</b>		<b>3</b>
	Motor Vehicle Theft		3
	<b>DESTRUCTION/DAMAGE/VANDALISM OF PROPERTY</b>		<b>2</b>
	Destruction/Damage/Vandalism of Property		2
	<b>DRUG/NARCOTIC OFFENSES</b>		<b>1</b>
	Drug/Narcotic Violations		1
<b>Tucker</b>	<b>County TOTAL</b>		<b>248</b>
	<u>DNR - 1 - Tucker</u>	<u>TOTAL</u>	<u>2</u>
	<b>DRUG/NARCOTIC OFFENSES</b>		<b>2</b>
	Drug/Narcotic Violations		2

# Offenses (Group "A") by Agency

2002

COUNTY

AGENCY

OFFENSE CATEGORY

OFFENSE

# OF OFFENSES

<u>Parsons SP</u>	<u>TOTAL</u>	<u>145</u>
<b>SEX OFFENSES, FORCIBLE</b>		<b>1</b>
Forcible Fondling		1
<b>ASSAULT OFFENSES</b>		<b>44</b>
Aggravated Assault		5
Intimidation		13
Simple Assault		26
<b>BURGLARY/BREAKING &amp; ENTERING</b>		<b>8</b>
Burglary/Breaking & Entering		8
<b>LARCENY/THEFT OFFENSES</b>		<b>22</b>
All Other Larceny		15
Theft From Building		2
Theft From Motor Vehicle		2
Theft of Motor Vehicle Parts/Accessories		3
<b>MOTOR VEHICLE THEFT</b>		<b>2</b>
Motor Vehicle Theft		2
<b>COUNTERFEITING/FORGERY</b>		<b>1</b>
Counterfeiting/Forgery		1
<b>DESTRUCTION/DAMAGE/VANDALISM OF PROPERTY</b>		<b>46</b>
Destruction/Damage/Vandalism of Property		46
<b>FRAUD OFFENSES</b>		<b>4</b>
False Pretenses/Swindle/Confidence Game		4
<b>STOLEN PROPERTY OFFENSES</b>		<b>1</b>
Stolen Property Offenses		1
<b>DRUG/NARCOTIC OFFENSES</b>		<b>14</b>
Drug/Narcotic Violations		14
<b>WEAPON LAW VIOLATIONS</b>		<b>2</b>
Weapon Law Violations		2

# Offenses (Group "A") by Agency

2002

COUNTY

AGENCY

OFFENSE CATEGORY

OFFENSE

# OF OFFENSES

<u>Tucker Co SO</u>	<u>TOTAL</u>	<u>109</u>
<b>HOMICIDE OFFENSES</b>		<b>1</b>
Murder and Nonnegligent Manslaughter		1
<b>ASSAULT OFFENSES</b>		<b>33</b>
Aggravated Assault		12
Simple Assault		21
<b>BURGLARY/BREAKING &amp; ENTERING</b>		<b>11</b>
Burglary/Breaking & Entering		11
<b>LARCENY/THEFT OFFENSES</b>		<b>20</b>
All Other Larceny		19
Theft From Motor Vehicle		1
<b>MOTOR VEHICLE THEFT</b>		<b>1</b>
Motor Vehicle Theft		1
<b>COUNTERFEITING/FORGERY</b>		<b>2</b>
Counterfeiting/Forgery		2
<b>DESTRUCTION/DAMAGE/VANDALISM OF PROPERTY</b>		<b>32</b>
Destruction/Damage/Vandalism of Property		32
<b>STOLEN PROPERTY OFFENSES</b>		<b>1</b>
Stolen Property Offenses		1
<b>DRUG/NARCOTIC OFFENSES</b>		<b>7</b>
Drug/Narcotic Violations		7
<b>WEAPON LAW VIOLATIONS</b>		<b>1</b>
Weapon Law Violations		1
<b>Tyler County TOTAL</b>		<b>147</b>

<u>Paden City PD</u>	<u>TOTAL</u>	<u>15</u>
<b>ASSAULT OFFENSES</b>		<b>7</b>
Aggravated Assault		1
Intimidation		1
Simple Assault		5
<b>LARCENY/THEFT OFFENSES</b>		<b>1</b>
Theft From Building		1
<b>MOTOR VEHICLE THEFT</b>		<b>2</b>
Motor Vehicle Theft		2
<b>DESTRUCTION/DAMAGE/VANDALISM OF PROPERTY</b>		<b>5</b>
Destruction/Damage/Vandalism of Property		5



# Offenses (Group "A") by Agency

2002

COUNTY

AGENCY

OFFENSE CATEGORY

OFFENSE

# OF OFFENSES

AGENCY	TOTAL	# OF OFFENSES
<b>Sistersville PD</b>	<b>TOTAL</b>	<b>6</b>
<b>ASSAULT OFFENSES</b>		<b>3</b>
Simple Assault		3
<b>LARCENY/THEFT OFFENSES</b>		<b>1</b>
Theft From Motor Vehicle		1
<b>DESTRUCTION/DAMAGE/VANDALISM OF PROPERTY</b>		<b>2</b>
Destruction/Damage/Vandalism of Property		2
<b>Tyler Co SO</b>	<b>TOTAL</b>	<b>154</b>
<b>HOMICIDE OFFENSES</b>		<b>1</b>
Murder and Nonnegligent Manslaughter		1
<b>SEX OFFENSES, FORCIBLE</b>		<b>3</b>
Forcible Rape		2
Sexual Assault With An Object		1
<b>ASSAULT OFFENSES</b>		<b>44</b>
Aggravated Assault		2
Intimidation		11
Simple Assault		33
<b>BURGLARY/BREAKING &amp; ENTERING</b>		<b>23</b>
Burglary/Breaking & Entering		23
<b>LARCENY/THEFT OFFENSES</b>		<b>40</b>
All Other Larceny		35
Shoplifting		1
Theft From Motor Vehicle		3
Theft of Motor Vehicle Parts/Accessories		1
<b>MOTOR VEHICLE THEFT</b>		<b>2</b>
Motor Vehicle Theft		2
<b>COUNTERFEITING/FORGERY</b>		<b>2</b>
Counterfeiting/Forgery		2
<b>DESTRUCTION/DAMAGE/VANDALISM OF PROPERTY</b>		<b>27</b>
Destruction/Damage/Vandalism of Property		27
<b>DRUG/NARCOTIC OFFENSES</b>		<b>7</b>
Drug/Narcotic Violations		7
<b>WEAPON LAW VIOLATIONS</b>		<b>3</b>
Weapon Law Violations		3
<b>Upshur County TOTAL</b>	<b>TOTAL</b>	<b>614</b>

# Offenses (Group "A") by Agency

2002

COUNTY

AGENCY

OFFENSE CATEGORY

OFFENSE

# OF OFFENSES

<u>Buckhannon PD</u>	<u>TOTAL</u>	<u>218</u>
<b>SEX OFFENSES, FORCIBLE</b>		<b>1</b>
Forcible Fondling		1
<b>ASSAULT OFFENSES</b>		<b>48</b>
Aggravated Assault		1
Intimidation		2
Simple Assault		45
<b>BURGLARY/BREAKING &amp; ENTERING</b>		<b>17</b>
Burglary/Breaking & Entering		17
<b>LARCENY/THEFT OFFENSES</b>		<b>96</b>
All Other Larceny		24
Purse-snatching		2
Shoplifting		25
Theft From Building		24
Theft From Coin Operated Machine or Device		1
Theft From Motor Vehicle		17
Theft of Motor Vehicle Parts/Accessories		3
<b>MOTOR VEHICLE THEFT</b>		<b>5</b>
Motor Vehicle Theft		5
<b>COUNTERFEITING/FORGERY</b>		<b>7</b>
Counterfeiting/Forgery		7
<b>DESTRUCTION/DAMAGE/VANDALISM OF PROPERTY</b>		<b>20</b>
Destruction/Damage/Vandalism of Property		20
<b>FRAUD OFFENSES</b>		<b>5</b>
Credit Card/Automatic Teller Fraud		1
False Pretenses/Swindle/Confidence Game		3
Impersonation		1
<b>STOLEN PROPERTY OFFENSES</b>		<b>7</b>
Stolen Property Offenses		7
<b>DRUG/NARCOTIC OFFENSES</b>		<b>12</b>
Drug/Narcotic Violations		12

# Offenses (Group "A") by Agency

2002

COUNTY

AGENCY

OFFENSE CATEGORY

OFFENSE

# OF OFFENSES

<u>Buckhannon SP</u>	<u>TOTAL</u>	<u>252</u>
<b>HOMICIDE OFFENSES</b>		<b>1</b>
Negligent Manslaughter		1
<b>SEX OFFENSES, FORCIBLE</b>		<b>5</b>
Forcible Fondling		3
Forcible Sodomy		1
Sexual Assault With An Object		1
<b>ASSAULT OFFENSES</b>		<b>56</b>
Aggravated Assault		3
Intimidation		11
Simple Assault		43
<b>BURGLARY/BREAKING &amp; ENTERING</b>		<b>28</b>
Burglary/Breaking & Entering		28
<b>LARCENY/THEFT OFFENSES</b>		<b>50</b>
All Other Larceny		23
Theft From Building		1
Theft From Motor Vehicle		11
Theft of Motor Vehicle Parts/Accessories		15
<b>MOTOR VEHICLE THEFT</b>		<b>13</b>
Motor Vehicle Theft		13
<b>COUNTERFEITING/FORGERY</b>		<b>6</b>
Counterfeiting/Forgery		6
<b>DESTRUCTION/DAMAGE/VANDALISM OF PROPERTY</b>		<b>52</b>
Destruction/Damage/Vandalism of Property		52
<b>EMBEZZLEMENT</b>		<b>1</b>
Embezzlement		1
<b>EXTORTION/BLACKMAIL</b>		<b>1</b>
Extortion/Blackmail		1
<b>FRAUD OFFENSES</b>		<b>4</b>
Credit Card/Automatic Teller Fraud		1
False Pretenses/Swindle/Confidence Game		2
Impersonation		1
<b>STOLEN PROPERTY OFFENSES</b>		<b>5</b>
Stolen Property Offenses		5
<b>DRUG/NARCOTIC OFFENSES</b>		<b>20</b>
Drug Equipment Violations		5
Drug/Narcotic Violations		20

# Offenses (Group "A") by Agency

2002

COUNTY

AGENCY

OFFENSE CATEGORY

OFFENSE

# OF OFFENSES

<b>WEAPON LAW VIOLATIONS</b>	<b>4</b>
Weapon Law Violations	4
<b>DNR - 3 - Upshur Co</b>	<b>2</b>
<b>TOTAL</b>	<b>2</b>
<b>DRUG/NARCOTIC OFFENSES</b>	<b>2</b>
Drug/Narcotic Violations	2
<b>Upshur Co SO</b>	<b>183</b>
<b>TOTAL</b>	<b>183</b>
<b>SEX OFFENSES, FORCIBLE</b>	<b>1</b>
Forcible Rape	1
<b>SEX OFFENSES, NONFORCIBLE</b>	<b>3</b>
Statutory Rape	3
<b>ASSAULT OFFENSES</b>	<b>72</b>
Aggravated Assault	9
Intimidation	10
Simple Assault	53
<b>BURGLARY/BREAKING &amp; ENTERING</b>	<b>6</b>
Burglary/Breaking & Entering	6
<b>LARCENY/THEFT OFFENSES</b>	<b>45</b>
All Other Larceny	28
Shoplifting	1
Theft From Building	2
Theft From Motor Vehicle	10
Theft of Motor Vehicle Parts/Accessories	4
<b>MOTOR VEHICLE THEFT</b>	<b>5</b>
Motor Vehicle Theft	5
<b>ARSON</b>	<b>1</b>
Arson	1
<b>COUNTERFEITING/FORGERY</b>	<b>4</b>
Counterfeiting/Forgery	4
<b>DESTRUCTION/DAMAGE/VANDALISM OF PROPERTY</b>	<b>30</b>
Destruction/Damage/Vandalism of Property	30
<b>EMBEZZLEMENT</b>	<b>1</b>
Embezzlement	1
<b>FRAUD OFFENSES</b>	<b>10</b>
False Pretenses/Swindle/Confidence Game	10
<b>DRUG/NARCOTIC OFFENSES</b>	<b>5</b>
Drug/Narcotic Violations	5

# Offenses (Group "A") by Agency

2002

COUNTY

AGENCY

OFFENSE CATEGORY

OFFENSE

# OF OFFENSES

Wayne	County TOTAL	1,553
<b>Ceredo PD</b>	<b>TOTAL</b>	<b>81</b>
<b>ASSAULT OFFENSES</b>		<b>15</b>
Aggravated Assault		3
Intimidation		3
Simple Assault		9
<b>BURGLARY/BREAKING &amp; ENTERING</b>		<b>3</b>
Burglary/Breaking & Entering		3
<b>LARCENY/THEFT OFFENSES</b>		<b>38</b>
All Other Larceny		17
Purse-snatching		1
Shoplifting		5
Theft From Building		9
Theft From Motor Vehicle		5
Theft of Motor Vehicle Parts/Accessories		1
<b>MOTOR VEHICLE THEFT</b>		<b>2</b>
Motor Vehicle Theft		2
<b>COUNTERFEITING/FORGERY</b>		<b>4</b>
Counterfeiting/Forgery		4
<b>DESTRUCTION/DAMAGE/VANDALISM OF PROPERTY</b>		<b>15</b>
Destruction/Damage/Vandalism of Property		15
<b>FRAUD OFFENSES</b>		<b>1</b>
False Pretenses/Swindle/Confidence Game		1
<b>DRUG/NARCOTIC OFFENSES</b>		<b>3</b>
Drug/Narcotic Violations		3
<b>DNR - 5 - Wayne</b>	<b>TOTAL</b>	<b>3</b>
<b>DRUG/NARCOTIC OFFENSES</b>		<b>3</b>
Drug/Narcotic Violations		3
<b>FIRE MARSHAL - Wayne</b>	<b>TOTAL</b>	<b>12</b>
<b>ARSON</b>		<b>12</b>
Arson		12

# Offenses (Group "A") by Agency

2002

COUNTY

AGENCY

OFFENSE CATEGORY

OFFENSE

# OF OFFENSES

<u>Kenova PD</u>	<u>TOTAL</u>	<u>323</u>
<b>SEX OFFENSES, FORCIBLE</b>		<b>3</b>
Forcible Fondling		2
Forcible Rape		1
<b>ASSAULT OFFENSES</b>		<b>60</b>
Aggravated Assault		38
Simple Assault		22
<b>ROBBERY</b>		<b>1</b>
Robbery		1
<b>BURGLARY/BREAKING &amp; ENTERING</b>		<b>13</b>
Burglary/Breaking & Entering		13
<b>LARCENY/THEFT OFFENSES</b>		<b>153</b>
All Other Larceny		30
Shoplifting		1
Theft From Building		65
Theft From Coin Operated Machine or Device		1
Theft From Motor Vehicle		56
<b>MOTOR VEHICLE THEFT</b>		<b>16</b>
Motor Vehicle Theft		16
<b>COUNTERFEITING/FORGERY</b>		<b>1</b>
Counterfeiting/Forgery		1
<b>DESTRUCTION/DAMAGE/VANDALISM OF PROPERTY</b>		<b>69</b>
Destruction/Damage/Vandalism of Property		69
<b>DRUG/NARCOTIC OFFENSES</b>		<b>7</b>
Drug/Narcotic Violations		7

# Offenses (Group "A") by Agency

2002

COUNTY

AGENCY

OFFENSE CATEGORY

OFFENSE

# OF OFFENSES

Wayne Co SO	TOTAL	592
<b>HOMICIDE OFFENSES</b>		<b>1</b>
Murder and Nonnegligent Manslaughter		1
<b>SEX OFFENSES, FORCIBLE</b>		<b>5</b>
Forcible Fondling		4
Sexual Assault With An Object		1
<b>ASSAULT OFFENSES</b>		<b>349</b>
Aggravated Assault		13
Intimidation		104
Simple Assault		232
<b>ROBBERY</b>		<b>1</b>
Robbery		1
<b>BURGLARY/BREAKING &amp; ENTERING</b>		<b>61</b>
Burglary/Breaking & Entering		61
<b>LARCENY/THEFT OFFENSES</b>		<b>105</b>
All Other Larceny		32
Theft From Building		8
Theft From Coin Operated Machine or Device		1
Theft From Motor Vehicle		57
Theft of Motor Vehicle Parts/Accessories		8
<b>MOTOR VEHICLE THEFT</b>		<b>29</b>
Motor Vehicle Theft		29
<b>COUNTERFEITING/FORGERY</b>		<b>1</b>
Counterfeiting/Forgery		1
<b>DESTRUCTION/DAMAGE/VANDALISM OF PROPERTY</b>		<b>33</b>
Destruction/Damage/Vandalism of Property		33
<b>FRAUD OFFENSES</b>		<b>1</b>
False Pretenses/Swindle/Confidence Game		1
<b>DRUG/NARCOTIC OFFENSES</b>		<b>5</b>
Drug/Narcotic Violations		5

# Offenses (Group "A") by Agency

2002

COUNTY

AGENCY

OFFENSE CATEGORY

OFFENSE

# OF OFFENSES

Wayne PD	TOTAL	50
<b>ASSAULT OFFENSES</b>		<b>20</b>
Intimidation		4
Simple Assault		16
<b>BURGLARY/BREAKING &amp; ENTERING</b>		<b>3</b>
Burglary/Breaking & Entering		3
<b>LARCENY/THEFT OFFENSES</b>		<b>13</b>
All Other Larceny		3
Theft From Motor Vehicle		7
Theft of Motor Vehicle Parts/Accessories		3
<b>MOTOR VEHICLE THEFT</b>		<b>4</b>
Motor Vehicle Theft		4
<b>DESTRUCTION/DAMAGE/VANDALISM OF PROPERTY</b>		<b>8</b>
Destruction/Damage/Vandalism of Property		8
<b>EMBEZZLEMENT</b>		<b>2</b>
Embezzlement		2



# Offenses (Group "A") by Agency

2002

COUNTY

AGENCY

OFFENSE CATEGORY

OFFENSE

# OF OFFENSES

Wayne SP	TOTAL	621
<b>HOMICIDE OFFENSES</b>		<b>1</b>
Murder and Nonnegligent Manslaughter		1
<b>SEX OFFENSES, FORCIBLE</b>		<b>10</b>
Forcible Fondling		5
Forcible Sodomy		1
Sexual Assault With An Object		4
<b>SEX OFFENSES, NONFORCIBLE</b>		<b>2</b>
Statutory Rape		2
<b>ASSAULT OFFENSES</b>		<b>173</b>
Aggravated Assault		46
Intimidation		18
Simple Assault		112
<b>ROBBERY</b>		<b>4</b>
Robbery		4
<b>BURGLARY/BREAKING &amp; ENTERING</b>		<b>95</b>
Burglary/Breaking & Entering		95
<b>LARCENY/THEFT OFFENSES</b>		<b>114</b>
All Other Larceny		53
Shoplifting		1
Theft From Building		5
Theft From Coin Operated Machine or Device		1
Theft From Motor Vehicle		42
Theft of Motor Vehicle Parts/Accessories		13
<b>MOTOR VEHICLE THEFT</b>		<b>49</b>
Motor Vehicle Theft		49
<b>ARSON</b>		<b>3</b>
Arson		3
<b>COUNTERFEITING/FORGERY</b>		<b>12</b>
Counterfeiting/Forgery		12
<b>DESTRUCTION/DAMAGE/VANDALISM OF PROPERTY</b>		<b>99</b>
Destruction/Damage/Vandalism of Property		99
<b>EMBEZZLEMENT</b>		<b>1</b>
Embezzlement		1
<b>FRAUD OFFENSES</b>		<b>12</b>
Credit Card/Automatic Teller Fraud		5
False Pretenses/Swindle/Confidence Game		7

# Offenses (Group "A") by Agency

2002

**COUNTY**

**AGENCY**

**OFFENSE CATEGORY**

**OFFENSE**

**# OF OFFENSES**

<b>STOLEN PROPERTY OFFENSES</b>		<b>5</b>
Stolen Property Offenses		5
<b>DRUG/NARCOTIC OFFENSES</b>		<b>34</b>
Drug Equipment Violations		2
Drug/Narcotic Violations		32
<b>WEAPON LAW VIOLATIONS</b>		<b>3</b>
Weapon Law Violations		3
<b>Webster</b>	<b>County TOTAL</b>	<b>294</b>
<b>DNR - 3 - Webster</b>		<b>20</b>
<b>STOLEN PROPERTY OFFENSES</b>		<b>1</b>
Stolen Property Offenses		1
<b>DRUG/NARCOTIC OFFENSES</b>		<b>19</b>
Drug/Narcotic Violations		19

# Offenses (Group "A") by Agency

2002

COUNTY

AGENCY

OFFENSE CATEGORY

OFFENSE

# OF OFFENSES

Upperglade SP	TOTAL	297
<b>SEX OFFENSES, FORCIBLE</b>		<b>1</b>
Sexual Assault With An Object		1
<b>ASSAULT OFFENSES</b>		<b>54</b>
Aggravated Assault		10
Intimidation		15
Simple Assault		33
<b>BURGLARY/BREAKING &amp; ENTERING</b>		<b>55</b>
Burglary/Breaking & Entering		55
<b>LARCENY/THEFT OFFENSES</b>		<b>61</b>
All Other Larceny		23
Shoplifting		3
Theft From Building		18
Theft From Motor Vehicle		8
Theft of Motor Vehicle Parts/Accessories		9
<b>MOTOR VEHICLE THEFT</b>		<b>6</b>
Motor Vehicle Theft		6
<b>COUNTERFEITING/FORGERY</b>		<b>13</b>
Counterfeiting/Forgery		13
<b>DESTRUCTION/DAMAGE/VANDALISM OF PROPERTY</b>		<b>60</b>
Destruction/Damage/Vandalism of Property		60
<b>EMBEZZLEMENT</b>		<b>1</b>
Embezzlement		1
<b>FRAUD OFFENSES</b>		<b>6</b>
Credit Card/Automatic Teller Fraud		1
False Pretenses/Swindle/Confidence Game		4
Impersonation		1
<b>STOLEN PROPERTY OFFENSES</b>		<b>1</b>
Stolen Property Offenses		1
<b>DRUG/NARCOTIC OFFENSES</b>		<b>32</b>
Drug/Narcotic Violations		32
<b>WEAPON LAW VIOLATIONS</b>		<b>3</b>
Weapon Law Violations		3
<b>Wetzel County TOTAL</b>		<b>471</b>

# Offenses (Group "A") by Agency

2002

COUNTY

AGENCY

OFFENSE CATEGORY

OFFENSE

# OF OFFENSES

		# OF OFFENSES
<b>DNR - 1 - Wetzel</b>	<b>TOTAL</b>	<b>1</b>
<b>WEAPON LAW VIOLATIONS</b>		<b>1</b>
Weapon Law Violations		1
<b>FIRE MARSHAL - WETZEL</b>	<b>TOTAL</b>	<b>1</b>
<b>ARSON</b>		<b>1</b>
Arson		1

# Offenses (Group "A") by Agency

2002

COUNTY

AGENCY

OFFENSE CATEGORY

OFFENSE

# OF OFFENSES

<u>Hundred SP</u>	<u>TOTAL</u>	<u>82</u>
<b>SEX OFFENSES, FORCIBLE</b>		<b>2</b>
Forcible Rape		1
Sexual Assault With An Object		1
<b>ASSAULT OFFENSES</b>		<b>28</b>
Aggravated Assault		3
Intimidation		8
Simple Assault		17
<b>BURGLARY/BREAKING &amp; ENTERING</b>		<b>5</b>
Burglary/Breaking & Entering		5
<b>LARCENY/THEFT OFFENSES</b>		<b>13</b>
All Other Larceny		4
Purse-snatching		1
Theft From Building		4
Theft From Motor Vehicle		2
Theft of Motor Vehicle Parts/Accessories		2
<b>MOTOR VEHICLE THEFT</b>		<b>3</b>
Motor Vehicle Theft		3
<b>ARSON</b>		<b>3</b>
Arson		3
<b>DESTRUCTION/DAMAGE/VANDALISM OF PROPERTY</b>		<b>15</b>
Destruction/Damage/Vandalism of Property		15
<b>EXTORTION/BLACKMAIL</b>		<b>2</b>
Extortion/Blackmail		2
<b>FRAUD OFFENSES</b>		<b>1</b>
Impersonation		1
<b>STOLEN PROPERTY OFFENSES</b>		<b>2</b>
Stolen Property Offenses		2
<b>DRUG/NARCOTIC OFFENSES</b>		<b>6</b>
Drug/Narcotic Violations		6
<b>WEAPON LAW VIOLATIONS</b>		<b>2</b>
Weapon Law Violations		2

# Offenses (Group "A") by Agency

2002

COUNTY

AGENCY

OFFENSE CATEGORY

OFFENSE

# OF OFFENSES

<u>New Martinsville PD</u>	<u>TOTAL</u>	<u>264</u>
<b>SEX OFFENSES, FORCIBLE</b>		<b>2</b>
Forcible Sodomy		2
<b>ASSAULT OFFENSES</b>		<b>66</b>
Aggravated Assault		5
Intimidation		14
Simple Assault		48
<b>BURGLARY/BREAKING &amp; ENTERING</b>		<b>9</b>
Burglary/Breaking & Entering		9
<b>LARCENY/THEFT OFFENSES</b>		<b>78</b>
All Other Larceny		52
Shoplifting		12
Theft From Building		2
Theft From Coin Operated Machine or Device		2
Theft From Motor Vehicle		8
Theft of Motor Vehicle Parts/Accessories		2
<b>MOTOR VEHICLE THEFT</b>		<b>4</b>
Motor Vehicle Theft		4
<b>ARSON</b>		<b>1</b>
Arson		1
<b>COUNTERFEITING/FORGERY</b>		<b>2</b>
Counterfeiting/Forgery		2
<b>DESTRUCTION/DAMAGE/VANDALISM OF PROPERTY</b>		<b>99</b>
Destruction/Damage/Vandalism of Property		99
<b>FRAUD OFFENSES</b>		<b>2</b>
False Pretenses/Swindle/Confidence Game		1
Impersonation		1

# Offenses (Group "A") by Agency

2002

COUNTY

AGENCY

OFFENSE CATEGORY

OFFENSE

# OF OFFENSES

<u>Paden City SP</u>	<u>TOTAL</u>	<u>93</u>
<b>SEX OFFENSES, FORCIBLE</b>		<b>1</b>
Sexual Assault With An Object		1
<b>SEX OFFENSES, NONFORCIBLE</b>		<b>1</b>
Statutory Rape		1
<b>ASSAULT OFFENSES</b>		<b>31</b>
Aggravated Assault		10
Intimidation		3
Simple Assault		18
<b>BURGLARY/BREAKING &amp; ENTERING</b>		<b>3</b>
Burglary/Breaking & Entering		3
<b>LARCENY/THEFT OFFENSES</b>		<b>19</b>
All Other Larceny		4
Theft From Building		2
Theft From Motor Vehicle		7
Theft of Motor Vehicle Parts/Accessories		6
<b>MOTOR VEHICLE THEFT</b>		<b>3</b>
Motor Vehicle Theft		3
<b>COUNTERFEITING/FORGERY</b>		<b>1</b>
Counterfeiting/Forgery		1
<b>DESTRUCTION/DAMAGE/VANDALISM OF PROPERTY</b>		<b>9</b>
Destruction/Damage/Vandalism of Property		9
<b>EMBEZZLEMENT</b>		<b>1</b>
Embezzlement		1
<b>FRAUD OFFENSES</b>		<b>2</b>
False Pretenses/Swindle/Confidence Game		2
<b>DRUG/NARCOTIC OFFENSES</b>		<b>18</b>
Drug Equipment Violations		1
Drug/Narcotic Violations		18
<b>WEAPON LAW VIOLATIONS</b>		<b>3</b>
Weapon Law Violations		3

# Offenses (Group "A") by Agency

2002

COUNTY

AGENCY

OFFENSE CATEGORY

OFFENSE

# OF OFFENSES

Wetzel Co SO	TOTAL	43
<b>SEX OFFENSES, FORCIBLE</b>		<b>3</b>
Forcible Rape		2
Sexual Assault With An Object		1
<b>ASSAULT OFFENSES</b>		<b>12</b>
Aggravated Assault		2
Intimidation		3
Simple Assault		7
<b>BURGLARY/BREAKING &amp; ENTERING</b>		<b>9</b>
Burglary/Breaking & Entering		9
<b>LARCENY/THEFT OFFENSES</b>		<b>3</b>
All Other Larceny		1
Theft From Building		2
<b>MOTOR VEHICLE THEFT</b>		<b>5</b>
Motor Vehicle Theft		5
<b>ARSON</b>		<b>1</b>
Arson		1
<b>DESTRUCTION/DAMAGE/VANDALISM OF PROPERTY</b>		<b>8</b>
Destruction/Damage/Vandalism of Property		8
<b>DRUG/NARCOTIC OFFENSES</b>		<b>1</b>
Drug Equipment Violations		1
<b>WEAPON LAW VIOLATIONS</b>		<b>1</b>
Weapon Law Violations		1
<b>Wirt County TOTAL</b>		<b>100</b>



# Offenses (Group "A") by Agency

2002

COUNTY

AGENCY

OFFENSE CATEGORY

OFFENSE

# OF OFFENSES

AGENCY	TOTAL	# OF OFFENSES
<b>Elizabeth SP</b>	<b>TOTAL</b>	<b>102</b>
<b>SEX OFFENSES, FORCIBLE</b>		<b>5</b>
Forcible Fondling		1
Forcible Rape		2
Sexual Assault With An Object		2
<b>ASSAULT OFFENSES</b>		<b>27</b>
Aggravated Assault		3
Intimidation		2
Simple Assault		22
<b>BURGLARY/BREAKING &amp; ENTERING</b>		<b>22</b>
Burglary/Breaking & Entering		22
<b>LARCENY/THEFT OFFENSES</b>		<b>9</b>
All Other Larceny		4
Theft From Building		1
Theft From Motor Vehicle		3
Theft of Motor Vehicle Parts/Accessories		1
<b>MOTOR VEHICLE THEFT</b>		<b>10</b>
Motor Vehicle Theft		10
<b>DESTRUCTION/DAMAGE/VANDALISM OF PROPERTY</b>		<b>25</b>
Destruction/Damage/Vandalism of Property		25
<b>DRUG/NARCOTIC OFFENSES</b>		<b>4</b>
Drug Equipment Violations		2
Drug/Narcotic Violations		2
<b>FIRE MARSHAL - Wirt</b>	<b>TOTAL</b>	<b>4</b>
<b>ARSON</b>		<b>4</b>
Arson		4
<b>Wood County</b>	<b>TOTAL</b>	<b>4,835</b>
<b>DNR - 6 - Wood</b>	<b>TOTAL</b>	<b>2</b>
<b>DRUG/NARCOTIC OFFENSES</b>		<b>2</b>
Drug/Narcotic Violations		2

# Offenses (Group "A") by Agency

2002

COUNTY

AGENCY

OFFENSE CATEGORY

OFFENSE

# OF OFFENSES

<u>Parkersburg PD</u>	<u>TOTAL</u>	<u>2,411</u>
<b>SEX OFFENSES, FORCIBLE</b>		<b>40</b>
Forcible Fondling		9
Forcible Rape		23
Forcible Sodomy		5
Sexual Assault With An Object		3
<b>SEX OFFENSES, NONFORCIBLE</b>		<b>15</b>
Statutory Rape		15
<b>ASSAULT OFFENSES</b>		<b>534</b>
Aggravated Assault		17
Intimidation		52
Simple Assault		465
<b>KIDNAPING/ABDUCTION</b>		<b>3</b>
Kidnaping/Abduction		3
<b>ROBBERY</b>		<b>16</b>
Robbery		16
<b>BURGLARY/BREAKING &amp; ENTERING</b>		<b>193</b>
Burglary/Breaking & Entering		193
<b>LARCENY/THEFT OFFENSES</b>		<b>819</b>
All Other Larceny		204
Shoplifting		95
Theft From Building		228
Theft From Coin Operated Machine or Device		9
Theft From Motor Vehicle		210
Theft of Motor Vehicle Parts/Accessories		73
<b>MOTOR VEHICLE THEFT</b>		<b>50</b>
Motor Vehicle Theft		50
<b>ARSON</b>		<b>25</b>
Arson		25
<b>COUNTERFEITING/FORGERY</b>		<b>39</b>
Counterfeiting/Forgery		39
<b>DESTRUCTION/DAMAGE/VANDALISM OF PROPERTY</b>		<b>454</b>
Destruction/Damage/Vandalism of Property		454
<b>EMBEZZLEMENT</b>		<b>15</b>
Embezzlement		15
<b>FRAUD OFFENSES</b>		<b>83</b>
Credit Card/Automatic Teller Fraud		12

# Offenses (Group "A") by Agency

2002

COUNTY

AGENCY

OFFENSE CATEGORY

OFFENSE

# OF OFFENSES

---

False Pretenses/Swindle/Confidence Game	71
<b>STOLEN PROPERTY OFFENSES</b>	<b>2</b>
Stolen Property Offenses	2
<b>DRUG/NARCOTIC OFFENSES</b>	<b>115</b>
Drug/Narcotic Violations	115
<b>PORNOGRAPHY/OBSCENE MATERIAL</b>	<b>1</b>
Pornography/Obscene Material	1
<b>WEAPON LAW VIOLATIONS</b>	<b>7</b>
Weapon Law Violations	7

# Offenses (Group "A") by Agency

2002

COUNTY

AGENCY

OFFENSE CATEGORY

OFFENSE

# OF OFFENSES

<u>Parkersburg SP</u>	<u>TOTAL</u>	<u>375</u>
<b>SEX OFFENSES, FORCIBLE</b>		<b>2</b>
Forcible Fondling		2
<b>SEX OFFENSES, NONFORCIBLE</b>		<b>1</b>
Statutory Rape		1
<b>ASSAULT OFFENSES</b>		<b>42</b>
Aggravated Assault		5
Intimidation		5
Simple Assault		32
<b>KIDNAPING/ABDUCTION</b>		<b>1</b>
Kidnaping/Abduction		1
<b>ROBBERY</b>		<b>3</b>
Robbery		3
<b>BURGLARY/BREAKING &amp; ENTERING</b>		<b>29</b>
Burglary/Breaking & Entering		29
<b>LARCENY/THEFT OFFENSES</b>		<b>134</b>
All Other Larceny		110
Theft From Building		2
Theft From Motor Vehicle		6
Theft of Motor Vehicle Parts/Accessories		16
<b>MOTOR VEHICLE THEFT</b>		<b>32</b>
Motor Vehicle Theft		32
<b>ARSON</b>		<b>5</b>
Arson		5
<b>COUNTERFEITING/FORGERY</b>		<b>6</b>
Counterfeiting/Forgery		6
<b>DESTRUCTION/DAMAGE/VANDALISM OF PROPERTY</b>		<b>94</b>
Destruction/Damage/Vandalism of Property		94
<b>FRAUD OFFENSES</b>		<b>18</b>
Credit Card/Automatic Teller Fraud		3
False Pretenses/Swindle/Confidence Game		14
Impersonation		1
<b>DRUG/NARCOTIC OFFENSES</b>		<b>7</b>
Drug/Narcotic Violations		7
<b>WEAPON LAW VIOLATIONS</b>		<b>1</b>
Weapon Law Violations		1

# Offenses (Group "A") by Agency

2002

COUNTY

AGENCY

OFFENSE CATEGORY

OFFENSE

# OF OFFENSES

<u>Vienna PD</u>	<u>TOTAL</u>	<u>571</u>
<b>SEX OFFENSES, FORCIBLE</b>		<b>4</b>
Forcible Fondling		3
Forcible Rape		1
<b>ASSAULT OFFENSES</b>		<b>98</b>
Aggravated Assault		7
Intimidation		33
Simple Assault		60
<b>KIDNAPING/ABDUCTION</b>		<b>1</b>
Kidnaping/Abduction		1
<b>ROBBERY</b>		<b>1</b>
Robbery		1
<b>BURGLARY/BREAKING &amp; ENTERING</b>		<b>32</b>
Burglary/Breaking & Entering		32
<b>LARCENY/THEFT OFFENSES</b>		<b>268</b>
All Other Larceny		95
Purse-snatching		1
Shoplifting		111
Theft From Building		9
Theft From Motor Vehicle		45
Theft of Motor Vehicle Parts/Accessories		7
<b>MOTOR VEHICLE THEFT</b>		<b>12</b>
Motor Vehicle Theft		12
<b>ARSON</b>		<b>1</b>
Arson		1
<b>COUNTERFEITING/FORGERY</b>		<b>17</b>
Counterfeiting/Forgery		17
<b>DESTRUCTION/DAMAGE/VANDALISM OF PROPERTY</b>		<b>96</b>
Destruction/Damage/Vandalism of Property		96
<b>EMBEZZLEMENT</b>		<b>3</b>
Embezzlement		3
<b>FRAUD OFFENSES</b>		<b>19</b>
Credit Card/Automatic Teller Fraud		14
False Pretenses/Swindle/Confidence Game		5
<b>DRUG/NARCOTIC OFFENSES</b>		<b>15</b>
Drug Equipment Violations		1
Drug/Narcotic Violations		14

# Offenses (Group "A") by Agency

2002

COUNTY

AGENCY

OFFENSE CATEGORY

OFFENSE

# OF OFFENSES

<b>WEAPON LAW VIOLATIONS</b>		<b>2</b>
Weapon Law Violations		2
<b>Williamstown PD</b>	<b>TOTAL</b>	<b>84</b>
<b>ASSAULT OFFENSES</b>		<b>10</b>
Aggravated Assault		1
Intimidation		1
Simple Assault		8
<b>BURGLARY/BREAKING &amp; ENTERING</b>		<b>6</b>
Burglary/Breaking & Entering		6
<b>LARCENY/THEFT OFFENSES</b>		<b>38</b>
All Other Larceny		12
Pocket-picking		1
Shoplifting		4
Theft From Building		9
Theft From Coin Operated Machine or Device		2
Theft From Motor Vehicle		10
<b>MOTOR VEHICLE THEFT</b>		<b>4</b>
Motor Vehicle Theft		4
<b>DESTRUCTION/DAMAGE/VANDALISM OF PROPERTY</b>		<b>21</b>
Destruction/Damage/Vandalism of Property		21
<b>FRAUD OFFENSES</b>		<b>5</b>
Credit Card/Automatic Teller Fraud		1
False Pretenses/Swindle/Confidence Game		4

# Offenses (Group "A") by Agency

2002

COUNTY

AGENCY

OFFENSE CATEGORY

OFFENSE

# OF OFFENSES

<u>Wood Co SO</u>	<u>TOTAL</u>	<u>1,618</u>
<b>HOMICIDE OFFENSES</b>		<b>1</b>
Murder and Nonnegligent Manslaughter		1
<b>SEX OFFENSES, FORCIBLE</b>		<b>21</b>
Forcible Fondling		13
Forcible Rape		7
Sexual Assault With An Object		1
<b>SEX OFFENSES, NONFORCIBLE</b>		<b>1</b>
Statutory Rape		1
<b>ASSAULT OFFENSES</b>		<b>469</b>
Aggravated Assault		55
Intimidation		231
Simple Assault		188
<b>KIDNAPING/ABDUCTION</b>		<b>4</b>
Kidnaping/Abduction		4
<b>ROBBERY</b>		<b>2</b>
Robbery		2
<b>BURGLARY/BREAKING &amp; ENTERING</b>		<b>170</b>
Burglary/Breaking & Entering		170
<b>LARCENY/THEFT OFFENSES</b>		<b>327</b>
All Other Larceny		121
Shoplifting		2
Theft From Building		62
Theft From Coin Operated Machine or Device		11
Theft From Motor Vehicle		121
Theft of Motor Vehicle Parts/Accessories		10
<b>MOTOR VEHICLE THEFT</b>		<b>47</b>
Motor Vehicle Theft		47
<b>ARSON</b>		<b>7</b>
Arson		7
<b>COUNTERFEITING/FORGERY</b>		<b>25</b>
Counterfeiting/Forgery		25
<b>DESTRUCTION/DAMAGE/VANDALISM OF PROPERTY</b>		<b>437</b>
Destruction/Damage/Vandalism of Property		437
<b>EMBEZZLEMENT</b>		<b>6</b>
Embezzlement		6
<b>FRAUD OFFENSES</b>		<b>46</b>

# Offenses (Group "A") by Agency

2002

COUNTY

AGENCY

OFFENSE CATEGORY

OFFENSE

# OF OFFENSES

	Credit Card/Automatic Teller Fraud	18
	False Pretenses/Swindle/Confidence Game	26
	Welfare Fraud	1
	Wire Fraud	1
	<b>STOLEN PROPERTY OFFENSES</b>	<b>3</b>
	Stolen Property Offenses	3
	<b>DRUG/NARCOTIC OFFENSES</b>	<b>41</b>
	Drug Equipment Violations	1
	Drug/Narcotic Violations	40
	<b>PORNOGRAPHY/OBSCENE MATERIAL</b>	<b>2</b>
	Pornography/Obscene Material	2
	<b>WEAPON LAW VIOLATIONS</b>	<b>4</b>
	Weapon Law Violations	4
<b>Wyoming</b>	<b>County TOTAL</b>	<b>503</b>
	<b>FIRE MARSHAL - Wyoming</b>	<b>TOTAL</b>
		<b>4</b>
	<b>ARSON</b>	<b>4</b>
	Arson	4



# Offenses (Group "A") by Agency

2002

COUNTY

AGENCY

OFFENSE CATEGORY

OFFENSE

# OF OFFENSES

<u>Jesse SP</u>	<u>TOTAL</u>	<u>95</u>
<b>SEX OFFENSES, FORCIBLE</b>		<b>3</b>
Forcible Rape		3
<b>ASSAULT OFFENSES</b>		<b>8</b>
Aggravated Assault		4
Simple Assault		4
<b>BURGLARY/BREAKING &amp; ENTERING</b>		<b>25</b>
Burglary/Breaking & Entering		25
<b>LARCENY/THEFT OFFENSES</b>		<b>27</b>
All Other Larceny		10
Shoplifting		1
Theft From Building		5
Theft From Coin Operated Machine or Device		1
Theft From Motor Vehicle		5
Theft of Motor Vehicle Parts/Accessories		5
<b>MOTOR VEHICLE THEFT</b>		<b>3</b>
Motor Vehicle Theft		3
<b>ARSON</b>		<b>2</b>
Arson		2
<b>COUNTERFEITING/FORGERY</b>		<b>7</b>
Counterfeiting/Forgery		7
<b>DESTRUCTION/DAMAGE/VANDALISM OF PROPERTY</b>		<b>11</b>
Destruction/Damage/Vandalism of Property		11
<b>FRAUD OFFENSES</b>		<b>3</b>
Credit Card/Automatic Teller Fraud		2
False Pretenses/Swindle/Confidence Game		1
<b>STOLEN PROPERTY OFFENSES</b>		<b>2</b>
Stolen Property Offenses		2
<b>DRUG/NARCOTIC OFFENSES</b>		<b>3</b>
Drug/Narcotic Violations		3
<b>WEAPON LAW VIOLATIONS</b>		<b>1</b>
Weapon Law Violations		1

# Offenses (Group "A") by Agency

2002

COUNTY

AGENCY

OFFENSE CATEGORY

OFFENSE

# OF OFFENSES

<u>Mullens PD</u>	<u>TOTAL</u>	<u>20</u>
<b>ASSAULT OFFENSES</b>		<b>1</b>
Intimidation		1
<b>BURGLARY/BREAKING &amp; ENTERING</b>		<b>1</b>
Burglary/Breaking & Entering		1
<b>LARCENY/THEFT OFFENSES</b>		<b>6</b>
All Other Larceny		1
Shoplifting		2
Theft From Building		1
Theft From Motor Vehicle		2
<b>MOTOR VEHICLE THEFT</b>		<b>2</b>
Motor Vehicle Theft		2
<b>COUNTERFEITING/FORGERY</b>		<b>1</b>
Counterfeiting/Forgery		1
<b>DESTRUCTION/DAMAGE/VANDALISM OF PROPERTY</b>		<b>7</b>
Destruction/Damage/Vandalism of Property		7
<b>DRUG/NARCOTIC OFFENSES</b>		<b>2</b>
Drug Equipment Violations		1
Drug/Narcotic Violations		1

# Offenses (Group "A") by Agency

2002

COUNTY

AGENCY

OFFENSE CATEGORY

OFFENSE

# OF OFFENSES

Oceana PD	TOTAL	141
<b>SEX OFFENSES, FORCIBLE</b>		<b>2</b>
Forcible Fondling		2
<b>ASSAULT OFFENSES</b>		<b>43</b>
Aggravated Assault		8
Intimidation		4
Simple Assault		31
<b>BURGLARY/BREAKING &amp; ENTERING</b>		<b>12</b>
Burglary/Breaking & Entering		12
<b>LARCENY/THEFT OFFENSES</b>		<b>39</b>
All Other Larceny		5
Pocket-picking		1
Shoplifting		20
Theft From Building		1
Theft From Coin Operated Machine or Device		1
Theft From Motor Vehicle		10
Theft of Motor Vehicle Parts/Accessories		1
<b>MOTOR VEHICLE THEFT</b>		<b>2</b>
Motor Vehicle Theft		2
<b>COUNTERFEITING/FORGERY</b>		<b>20</b>
Counterfeiting/Forgery		20
<b>FRAUD OFFENSES</b>		<b>6</b>
Credit Card/Automatic Teller Fraud		1
False Pretenses/Swindle/Confidence Game		4
Impersonation		1
<b>DRUG/NARCOTIC OFFENSES</b>		<b>16</b>
Drug/Narcotic Violations		16
<b>WEAPON LAW VIOLATIONS</b>		<b>1</b>
Weapon Law Violations		1

# Offenses (Group "A") by Agency

2002

COUNTY

AGENCY

OFFENSE CATEGORY

OFFENSE

# OF OFFENSES

<u>Pineville PD</u>	<u>TOTAL</u>	<u>66</u>
<b>ASSAULT OFFENSES</b>		<b>19</b>
Aggravated Assault		3
Intimidation		4
Simple Assault		12
<b>BURGLARY/BREAKING &amp; ENTERING</b>		<b>5</b>
Burglary/Breaking & Entering		5
<b>LARCENY/THEFT OFFENSES</b>		<b>18</b>
All Other Larceny		11
Shoplifting		2
Theft From Motor Vehicle		5
<b>MOTOR VEHICLE THEFT</b>		<b>1</b>
Motor Vehicle Theft		1
<b>COUNTERFEITING/FORGERY</b>		<b>5</b>
Counterfeiting/Forgery		5
<b>DESTRUCTION/DAMAGE/VANDALISM OF PROPERTY</b>		<b>10</b>
Destruction/Damage/Vandalism of Property		10
<b>FRAUD OFFENSES</b>		<b>3</b>
False Pretenses/Swindle/Confidence Game		3
<b>DRUG/NARCOTIC OFFENSES</b>		<b>5</b>
Drug/Narcotic Violations		5

# Offenses (Group "A") by Agency

2002

COUNTY

AGENCY

OFFENSE CATEGORY

OFFENSE

# OF OFFENSES

Wyoming Co SO	TOTAL	183
<b>ASSAULT OFFENSES</b>		<b>87</b>
Aggravated Assault		9
Intimidation		8
Simple Assault		70
<b>BURGLARY/BREAKING &amp; ENTERING</b>		<b>49</b>
Burglary/Breaking & Entering		49
<b>LARCENY/THEFT OFFENSES</b>		<b>20</b>
All Other Larceny		10
Shoplifting		1
Theft From Building		1
Theft From Motor Vehicle		6
Theft of Motor Vehicle Parts/Accessories		2
<b>MOTOR VEHICLE THEFT</b>		<b>14</b>
Motor Vehicle Theft		14
<b>DESTRUCTION/DAMAGE/VANDALISM OF PROPERTY</b>		<b>12</b>
Destruction/Damage/Vandalism of Property		12
<b>FRAUD OFFENSES</b>		<b>1</b>
Impersonation		1

**WEST VIRGINIA TOTAL**

**77,870**

# ARRESTS (Group "A" and "B") by AGENCY

## 2002

# of ARRESTS	Adult Arrests	Juvenile Arrests
--------------	---------------	------------------

### Barbour County

#### Barbour Co SO

Aggravated Assault	2	2	0
Simple Assault	4	3	0
Intimidation	1	1	0
Robbery	1	0	0
Counterfeiting/Forgery	2	2	0
Destruction/Damage/Vandalism of Property	1	1	0
Theft From Building	1	1	0
Motor Vehicle Theft	1	1	0
Drug/Narcotic Violations	2	2	0
Bad Checks	2	1	0
Disorderly Conduct	1	1	0
Driving Under The Influence	1	0	0
All Other Offenses	4	4	0

<b>Barbour Co SO</b>		<b>TOTAL</b>	<b>23</b>	<b>19</b>	<b>0</b>
----------------------	--	--------------	-----------	-----------	----------

#### Belington PD

Simple Assault	4	4	0
Intimidation	1	1	0
Drug/Narcotic Violations	1	1	0
Driving Under The Influence	7	7	0
All Other Offenses	1	1	0

<b>Belington PD</b>		<b>TOTAL</b>	<b>14</b>	<b>14</b>	<b>0</b>
---------------------	--	--------------	-----------	-----------	----------

#### DNR - 1 - Barbour

False Pretenses/Swindle/Confidence Game	1	1	0
Weapon Law Violations	4	4	0
All Other Offenses	40	36	2

<b>DNR - 1 - Barbour</b>		<b>TOTAL</b>	<b>45</b>	<b>41</b>	<b>2</b>
--------------------------	--	--------------	-----------	-----------	----------

# ARRESTS (Group "A" and "B") by AGENCY

## 2002

# of ARRESTS	Adult Arrests	Juvenile Arrests
--------------	---------------	------------------

### Philippi PD

Aggravated Assault	4	4	0
Simple Assault	19	16	3
Intimidation	1	1	0
Burglary/Breaking & Entering	12	12	0
Counterfeiting/Forgery	1	1	0
Destruction/Damage/Vandalism of Property	6	6	0
Shoplifting	5	4	1
Theft From Building	1	1	0
Motor Vehicle Theft	3	3	0
Drug/Narcotic Violations	4	4	0
Disorderly Conduct	19	19	0
Driving Under The Influence	9	9	0
Drunkenness	4	4	0
Liquor Law Violations	34	31	3
Trespass of Real Property	4	4	0
All Other Offenses	14	14	0
<b>Philippi PD</b>	<b>TOTAL</b>	<b>140</b>	<b>133</b>
			<b>7</b>

### Philippi SP

Forcible Rape	3	3	0
Forcible Fondling	8	8	0
Incest	1	1	0
Aggravated Assault	4	4	0
Simple Assault	19	19	0
Intimidation	4	3	1
Burglary/Breaking & Entering	2	2	0
Counterfeiting/Forgery	5	5	0
Destruction/Damage/Vandalism of Property	2	1	1
False Pretenses/Swindle/Confidence Game	1	1	0
Theft From Motor Vehicle	1	1	0
Motor Vehicle Theft	2	0	2
Stolen Property Offenses	1	1	0
Drug/Narcotic Violations	7	7	0
Weapon Law Violations	2	2	0
Bad Checks	6	6	0
Driving Under The Influence	15	15	0
Drunkenness	3	3	0
Family Offenses (Nonviolent)	1	1	0
Liquor Law Violations	7	7	0
Trespass of Real Property	1	1	0
All Other Offenses	20	20	0
<b>Philippi SP</b>	<b>TOTAL</b>	<b>115</b>	<b>111</b>
			<b>4</b>

<b>Barbour</b>	<b>County</b>	<b>TOTAL</b>	<b>337</b>	<b>318</b>	<b>13</b>
----------------	---------------	--------------	------------	------------	-----------

# ARRESTS (Group "A" and "B") by AGENCY

2002

# of ARRESTS	Adult Arrests	Juvenile Arrests
--------------	---------------	------------------

## Berkeley County

<u>Berkeley Co SO</u>				
Aggravated Assault	2	2	0	
Simple Assault	4	4	0	
Robbery	1	1	0	
Burglary/Breaking & Entering	2	1	1	
Destruction/Damage/Vandalism of Property	1	1	0	
Shoplifting	2	2	0	
Theft From Coin Operated Machine or Device	1	1	0	
Theft of Motor Vehicle Parts/Accessories	1	1	0	
Bad Checks	5	5	0	
Driving Under The Influence	50	50	0	
All Other Offenses	2	2	0	
Others	3	2	1	
<b>Berkeley Co SO</b>	<b>TOTAL</b>	<b>74</b>	<b>72</b>	<b>2</b>
<u>DNR - 2 - Berkeley</u>				
Drug/Narcotic Violations	4	4	0	
Weapon Law Violations	3	3	0	
All Other Offenses	140	131	5	
<b>DNR - 2 - Berkeley</b>	<b>TOTAL</b>	<b>147</b>	<b>138</b>	<b>5</b>



# ARRESTS (Group "A" and "B") by AGENCY

## 2002

# of ARRESTS	Adult Arrests	Juvenile Arrests
--------------	---------------	------------------

### Martinsburg PD

Forcible Sodomy	1	1	0
Forcible Fondling	1	1	0
Statutory Rape	1	1	0
Aggravated Assault	44	31	13
Simple Assault	206	177	29
Intimidation	16	15	1
Robbery	7	7	0
Arson	3	2	1
Burglary/Breaking & Entering	26	12	14
Counterfeiting/Forgery	24	22	2
Destruction/Damage/Vandalism of Property	37	27	10
False Pretenses/Swindle/Confidence Game	7	7	0
Shoplifting	285	183	102
Theft From Building	1	1	0
Theft From Motor Vehicle	3	3	0
Motor Vehicle Theft	8	3	5
Stolen Property Offenses	18	15	3
Drug/Narcotic Violations	96	75	21
Pornography/Obscene Material	3	2	1
Weapon Law Violations	6	5	1
Bad Checks	6	6	0
Curfew/Loitering/Vagrancy Violations	40	0	40
Disorderly Conduct	93	83	10
Driving Under The Influence	55	54	1
Drunkenness	182	178	4
Family Offenses (Nonviolent)	1	1	0
Liquor Law Violations	96	85	11
Runaway	23	0	23
Trespass of Real Property	43	36	7
All Other Offenses	478	451	27
Others	51	38	13
<b>Martinsburg PD</b>	<b>TOTAL</b>	<b>1,861</b>	<b>1,522</b>
			<b>339</b>

# ARRESTS (Group "A" and "B") by AGENCY

## 2002

# of ARRESTS	Adult Arrests	Juvenile Arrests
--------------	---------------	------------------

### Martinsburg SP

Murder and Nonnegligent Manslaughter	1	1	0	
Forcible Rape	4	4	0	
Forcible Sodomy	2	1	1	
Sexual Assault With An Object	3	3	0	
Forcible Fondling	4	4	0	
Statutory Rape	1	1	0	
Aggravated Assault	48	44	4	
Simple Assault	86	80	6	
Intimidation	16	12	4	
Kidnaping/Abduction	5	4	1	
Robbery	6	4	2	
Burglary/Breaking & Entering	21	16	5	
Counterfeiting/Forgery	15	15	0	
Destruction/Damage/Vandalism of Property	20	6	14	
False Pretenses/Swindle/Confidence Game	4	4	0	
Impersonation	1	1	0	
Shoplifting	2	1	1	
Theft From Building	7	6	1	
Motor Vehicle Theft	18	11	7	
Stolen Property Offenses	16	15	1	
Drug/Narcotic Violations	72	65	7	
Weapon Law Violations	6	5	1	
Disorderly Conduct	2	2	0	
Driving Under The Influence	129	125	4	
Drunkenness	21	21	0	
Liquor Law Violations	25	21	4	
Trespass of Real Property	3	3	0	
All Other Offenses	46	45	1	
Others	7	2	5	
<b>Martinsburg SP</b>	<b>TOTAL</b>	<b>591</b>	<b>522</b>	<b>69</b>
<b>Berkeley County</b>	<b>TOTAL</b>	<b>2,673</b>	<b>2,254</b>	<b>415</b>

### **Boone County**

#### Boone Co SO

Aggravated Assault	2	2	0	
Simple Assault	7	7	0	
Driving Under The Influence	4	4	0	
<b>Boone Co SO</b>	<b>TOTAL</b>	<b>13</b>	<b>13</b>	<b>0</b>

# ARRESTS (Group "A" and "B") by AGENCY

## 2002

# of ARRESTS	Adult Arrests	Juvenile Arrests
--------------	---------------	------------------

### Danville PD

Aggravated Assault	1	1	0
Simple Assault	10	10	0
Burglary/Breaking & Entering	1	1	0
Destruction/Damage/Vandalism of Property	1	1	0
Shoplifting	1	1	0
Drug/Narcotic Violations	3	2	1
Driving Under The Influence	5	5	0
Liquor Law Violations	2	2	0
All Other Offenses	2	1	1
Others	1	1	0

<b>Danville PD</b>	<b>TOTAL</b>	<b>27</b>	<b>25</b>	<b>2</b>
--------------------	--------------	-----------	-----------	----------

### Danville SP

Aggravated Assault	2	2	0
Simple Assault	55	55	0
Intimidation	2	2	0
Burglary/Breaking & Entering	2	2	0
Destruction/Damage/Vandalism of Property	7	7	0
False Pretenses/Swindle/Confidence Game	1	1	0
Impersonation	1	1	0
Shoplifting	6	5	1
Theft From Building	1	1	0
Stolen Property Offenses	1	1	0
Drug/Narcotic Violations	26	25	1
Weapon Law Violations	4	4	0
Disorderly Conduct	1	1	0
Driving Under The Influence	27	27	0
Drunkenness	6	6	0
Liquor Law Violations	3	3	0
Trespass of Real Property	3	3	0
All Other Offenses	28	27	1
Others	7	7	0

<b>Danville SP</b>	<b>TOTAL</b>	<b>183</b>	<b>180</b>	<b>3</b>
--------------------	--------------	------------	------------	----------

### DNR - 4 - Boone

Drunkenness	1	1	0
All Other Offenses	66	64	1

<b>DNR - 4 - Boone</b>	<b>TOTAL</b>	<b>67</b>	<b>65</b>	<b>1</b>
------------------------	--------------	-----------	-----------	----------

### FIRE MARSHAL - Boone

Arson	4	4	0
-------	---	---	---

<b>FIRE MARSHAL - Boone</b>	<b>TOTAL</b>	<b>4</b>	<b>4</b>	<b>0</b>
-----------------------------	--------------	----------	----------	----------

# ARRESTS (Group "A" and "B") by AGENCY

## 2002

# of ARRESTS	Adult Arrests	Juvenile Arrests
--------------	---------------	------------------

### Madison PD

Simple Assault	5	5	0
Destruction/Damage/Vandalism of Property	3	0	3
Shoplifting	1	1	0
Stolen Property Offenses	1	1	0
Drug/Narcotic Violations	1	1	0
Weapon Law Violations	1	1	0
Driving Under The Influence	7	7	0
Liquor Law Violations	1	1	0
All Other Offenses	1	0	1

<b>Madison PD</b>	<b>TOTAL</b>	<b>21</b>	<b>17</b>	<b>4</b>
-------------------	--------------	-----------	-----------	----------

### Whitesville SP

Aggravated Assault	8	8	0
Simple Assault	13	13	0
Intimidation	1	1	0
Burglary/Breaking & Entering	3	3	0
Destruction/Damage/Vandalism of Property	5	3	2
False Pretenses/Swindle/Confidence Game	1	1	0
Stolen Property Offenses	1	0	1
Drug/Narcotic Violations	6	6	0
Disorderly Conduct	1	1	0
Driving Under The Influence	6	6	0
Drunkenness	2	2	0
Liquor Law Violations	1	1	0
Trespass of Real Property	1	1	0
All Other Offenses	12	7	5
Others	3	3	0

<b>Whitesville SP</b>	<b>TOTAL</b>	<b>64</b>	<b>56</b>	<b>8</b>
-----------------------	--------------	-----------	-----------	----------

<b>Boone</b>	<b>County</b>	<b>TOTAL</b>	<b>379</b>	<b>360</b>	<b>18</b>
--------------	---------------	--------------	------------	------------	-----------

**Braxton County**

# ARRESTS (Group "A" and "B") by AGENCY

## 2002

# of ARRESTS	Adult Arrests	Juvenile Arrests
--------------	---------------	------------------

### Braxton Co SO

Sexual Assault With An Object	1	1	0
Statutory Rape	1	1	0
Aggravated Assault	16	16	0
Simple Assault	10	10	0
Intimidation	2	2	0
Destruction/Damage/Vandalism of Property	2	2	0
Impersonation	1	1	0
Shoplifting	3	3	0
Motor Vehicle Theft	2	2	0
Drug/Narcotic Violations	7	5	2
Weapon Law Violations	1	1	0
Driving Under The Influence	40	40	0
Liquor Law Violations	1	1	0
All Other Offenses	20	20	0
Others	5	5	0

<b>Braxton Co SO</b>	<b>TOTAL</b>	<b>112</b>	<b>110</b>	<b>2</b>
----------------------	--------------	------------	------------	----------

### Burnsville PD

Intimidation	1	1	0
False Pretenses/Swindle/Confidence Game	1	1	0
Drug/Narcotic Violations	1	1	0
Driving Under The Influence	3	3	0
All Other Offenses	3	3	0
Others	1	1	0

<b>Burnsville PD</b>	<b>TOTAL</b>	<b>10</b>	<b>10</b>	<b>0</b>
----------------------	--------------	-----------	-----------	----------

### DNR - 3 - Braxton

Weapon Law Violations	1	1	0
All Other Offenses	48	41	7

<b>DNR - 3 - Braxton</b>	<b>TOTAL</b>	<b>49</b>	<b>42</b>	<b>7</b>
--------------------------	--------------	-----------	-----------	----------

### Sutton PD

Aggravated Assault	2	2	0
Simple Assault	4	4	0
Intimidation	3	3	0
Destruction/Damage/Vandalism of Property	1	0	1
Theft From Building	1	1	0
Drug/Narcotic Violations	1	1	0
Driving Under The Influence	3	3	0
Liquor Law Violations	1	1	0
Others	1	1	0

<b>Sutton PD</b>	<b>TOTAL</b>	<b>17</b>	<b>16</b>	<b>1</b>
------------------	--------------	-----------	-----------	----------

# ARRESTS (Group "A" and "B") by AGENCY

## 2002

# of ARRESTS	Adult Arrests	Juvenile Arrests
--------------	---------------	------------------

<b>Sutton SP</b>			# of ARRESTS	Adult Arrests	Juvenile Arrests
Forcible Rape			1	1	0
Simple Assault			18	18	0
Intimidation			3	3	0
Kidnaping/Abduction			1	1	0
Burglary/Breaking & Entering			3	3	0
Counterfeiting/Forgery			3	2	1
Destruction/Damage/Vandalism of Property			5	5	0
Shoplifting			5	5	0
Theft From Building			2	2	0
Motor Vehicle Theft			1	1	0
Stolen Property Offenses			2	2	0
Drug/Narcotic Violations			44	42	2
Weapon Law Violations			2	2	0
Driving Under The Influence			30	30	0
Trespass of Real Property			1	1	0
All Other Offenses			9	9	0
Others			1	1	0
<b>Sutton SP</b>	<b>TOTAL</b>		<b>131</b>	<b>128</b>	<b>3</b>
<b>Braxton</b>	<b>County</b>	<b>TOTAL</b>	<b>319</b>	<b>306</b>	<b>13</b>

## Brooke County

<b>Bethany PD</b>			# of ARRESTS	Adult Arrests	Juvenile Arrests
Driving Under The Influence			1	1	0
<b>Bethany PD</b>		<b>TOTAL</b>	<b>1</b>	<b>1</b>	<b>0</b>

# ARRESTS (Group "A" and "B") by AGENCY

## 2002

# of ARRESTS	Adult Arrests	Juvenile Arrests
--------------	---------------	------------------

### Brooke Co SO

Murder and Nonnegligent Manslaughter	1	1	0
Forcible Fondling	1	1	0
Aggravated Assault	5	5	0
Simple Assault	15	15	0
Burglary/Breaking & Entering	9	9	0
Counterfeiting/Forgery	1	1	0
Destruction/Damage/Vandalism of Property	3	3	0
False Pretenses/Swindle/Confidence Game	2	2	0
Credit Card/Automatic Teller Fraud	2	2	0
Motor Vehicle Theft	3	3	0
Drug/Narcotic Violations	68	68	0
Weapon Law Violations	2	2	0
Bad Checks	4	4	0
Disorderly Conduct	1	1	0
Driving Under The Influence	29	29	0
Liquor Law Violations	1	1	0
All Other Offenses	60	60	0
Others	5	5	0

<b>Brooke Co SO</b>	<b>TOTAL</b>	<b>212</b>	<b>212</b>	<b>0</b>
---------------------	--------------	------------	------------	----------

### DNR - 1 - Brooke

Drug/Narcotic Violations	3	2	1
All Other Offenses	45	41	4

<b>DNR - 1 - Brooke</b>	<b>TOTAL</b>	<b>48</b>	<b>43</b>	<b>5</b>
-------------------------	--------------	-----------	-----------	----------

### Follansbee PD

Aggravated Assault	4	4	0
Simple Assault	17	17	0
Counterfeiting/Forgery	2	2	0
Destruction/Damage/Vandalism of Property	2	2	0
False Pretenses/Swindle/Confidence Game	4	4	0
Theft From Building	1	1	0
Theft of Motor Vehicle Parts/Accessories	1	1	0
Motor Vehicle Theft	1	1	0
Drug/Narcotic Violations	1	1	0
Curfew/Loitering/Vagrancy Violations	1	0	1
Disorderly Conduct	1	1	0
Driving Under The Influence	11	11	0
Drunkenness	1	1	0
Trespass of Real Property	1	1	0

<b>Follansbee PD</b>	<b>TOTAL</b>	<b>48</b>	<b>47</b>	<b>1</b>
----------------------	--------------	-----------	-----------	----------

# ARRESTS (Group "A" and "B") by AGENCY

## 2002

# of ARRESTS	Adult Arrests	Juvenile Arrests
--------------	---------------	------------------

### Wellsburg PD

Simple Assault	8	8	0
Destruction/Damage/Vandalism of Property	1	1	0
Shoplifting	1	1	0
Weapon Law Violations	1	1	0
Bad Checks	1	1	0
Driving Under The Influence	8	7	1
Drunkenness	3	3	0
All Other Offenses	3	3	0

<b>Wellsburg PD</b>	<b>TOTAL</b>	<b>26</b>	<b>25</b>	<b>1</b>
---------------------	--------------	-----------	-----------	----------

### Wellsburg SP

Aggravated Assault	3	3	0
Simple Assault	6	6	0
Counterfeiting/Forgery	1	1	0
Destruction/Damage/Vandalism of Property	3	1	2
Theft of Motor Vehicle Parts/Accessories	1	1	0
Motor Vehicle Theft	2	2	0
Stolen Property Offenses	2	2	0
Drug/Narcotic Violations	8	7	1
Bad Checks	1	1	0
Driving Under The Influence	9	9	0
All Other Offenses	3	3	0
Others	3	2	1

<b>Wellsburg SP</b>	<b>TOTAL</b>	<b>42</b>	<b>38</b>	<b>4</b>
---------------------	--------------	-----------	-----------	----------

<b>Brooke</b>	<b>County</b>	<b>TOTAL</b>	<b>377</b>	<b>366</b>	<b>11</b>
---------------	---------------	--------------	------------	------------	-----------

**Cabell County**



# ARRESTS (Group "A" and "B") by AGENCY

## 2002

# of ARRESTS	Adult Arrests	Juvenile Arrests
--------------	---------------	------------------

### Barboursville PD

Aggravated Assault	1	1	0
Simple Assault	20	11	9
Arson	1	0	1
Burglary/Breaking & Entering	4	4	0
Counterfeiting/Forgery	1	1	0
Destruction/Damage/Vandalism of Property	4	4	0
False Pretenses/Swindle/Confidence Game	5	3	2
Credit Card/Automatic Teller Fraud	5	5	0
Shoplifting	151	99	52
Drug/Narcotic Violations	9	6	3
Bad Checks	1	1	0
Disorderly Conduct	1	1	0
Driving Under The Influence	34	32	2
Drunkenness	14	12	2
Family Offenses (Nonviolent)	1	1	0
Trespass of Real Property	5	0	5
All Other Offenses	36	31	4
Others	8	6	2

<b>Barboursville PD</b>	<b>TOTAL</b>	<b>301</b>	<b>218</b>	<b>82</b>
-------------------------	--------------	------------	------------	-----------

### Cabell Co SO

Bad Checks	142	141	0
Driving Under The Influence	132	132	0
Drunkenness	132	130	0
Family Offenses (Nonviolent)	3	3	0
Liquor Law Violations	6	5	1
Trespass of Real Property	1	1	0
All Other Offenses	717	689	17

<b>Cabell Co SO</b>	<b>TOTAL</b>	<b>1,133</b>	<b>1,101</b>	<b>18</b>
---------------------	--------------	--------------	--------------	-----------

### DNR - 5 - Cabell

Drug/Narcotic Violations	4	4	0
Weapon Law Violations	1	1	0
All Other Offenses	40	35	5

<b>DNR - 5 - Cabell</b>	<b>TOTAL</b>	<b>45</b>	<b>40</b>	<b>5</b>
-------------------------	--------------	-----------	-----------	----------

# ARRESTS (Group "A" and "B") by AGENCY

## 2002

	# of ARRESTS	Adult Arrests	Juvenile Arrests
<b>Huntington PD</b>			
Murder and Nonnegligent Manslaughter	5	3	2
Forcible Rape	4	4	0
Incest	1	1	0
Aggravated Assault	23	22	1
Simple Assault	179	152	26
Robbery	25	25	0
Arson	2	1	1
Burglary/Breaking & Entering	23	20	3
Counterfeiting/Forgery	13	11	2
Destruction/Damage/Vandalism of Property	23	8	15
Credit Card/Automatic Teller Fraud	1	1	0
Shoplifting	21	9	11
Motor Vehicle Theft	6	5	1
Stolen Property Offenses	12	8	4
Drug/Narcotic Violations	131	109	22
Drug Equipment Violations	1	1	0
Prostitution	9	9	0
Weapon Law Violations	8	7	1
Bad Checks	41	41	0
Disorderly Conduct	84	80	4
Driving Under The Influence	180	179	1
Drunkenness	200	198	2
Liquor Law Violations	47	35	12
Trespass of Real Property	10	8	2
All Other Offenses	226	208	18
Others	15	8	7
<b>Huntington PD</b>	<b>TOTAL</b>	<b>1,290</b>	<b>1,153</b>
		<b>1,153</b>	<b>135</b>

# ARRESTS (Group "A" and "B") by AGENCY

## 2002

# of ARRESTS	Adult Arrests	Juvenile Arrests
--------------	---------------	------------------

### Huntington SP

Murder and Nonnegligent Manslaughter	1	1	0
Forcible Rape	1	1	0
Forcible Sodomy	3	3	0
Forcible Fondling	1	1	0
Aggravated Assault	6	6	0
Simple Assault	30	28	2
Intimidation	7	7	0
Kidnaping/Abduction	1	1	0
Robbery	1	1	0
Burglary/Breaking & Entering	3	1	2
Counterfeiting/Forgery	10	10	0
Destruction/Damage/Vandalism of Property	4	4	0
False Pretenses/Swindle/Confidence Game	5	5	0
Credit Card/Automatic Teller Fraud	1	1	0
Shoplifting	119	72	47
Motor Vehicle Theft	3	3	0
Stolen Property Offenses	6	6	0
Drug/Narcotic Violations	36	34	2
Weapon Law Violations	6	6	0
Driving Under The Influence	45	43	2
Liquor Law Violations	2	2	0
Trespass of Real Property	3	3	0
All Other Offenses	26	22	4
Others	6	5	1

<b>Huntington SP</b>	<b>TOTAL</b>	<b>326</b>	<b>266</b>	<b>60</b>
----------------------	--------------	------------	------------	-----------

### Marshall Univ Police

Simple Assault	3	2	1
Intimidation	2	2	0
Burglary/Breaking & Entering	1	1	0
Destruction/Damage/Vandalism of Property	2	2	0
False Pretenses/Swindle/Confidence Game	3	3	0
Credit Card/Automatic Teller Fraud	1	1	0
Shoplifting	1	1	0
Stolen Property Offenses	4	4	0
Drug/Narcotic Violations	18	18	0
Disorderly Conduct	4	4	0
Driving Under The Influence	22	22	0
Drunkenness	24	24	0
Liquor Law Violations	98	98	0
Trespass of Real Property	3	0	3
All Other Offenses	5	5	0

<b>Marshall Univ Police</b>	<b>TOTAL</b>	<b>191</b>	<b>187</b>	<b>4</b>
-----------------------------	--------------	------------	------------	----------

# ARRESTS (Group "A" and "B") by AGENCY

## 2002

# of ARRESTS	Adult Arrests	Juvenile Arrests
--------------	---------------	------------------

### Milton PD

Aggravated Assault	1	1	0
Simple Assault	8	8	0
Drug/Narcotic Violations	1	1	0
Driving Under The Influence	10	10	0
Drunkenness	1	1	0

<b>Milton PD</b>	<b>TOTAL</b>	<b>21</b>	<b>21</b>	<b>0</b>
------------------	--------------	-----------	-----------	----------

<b>Cabell</b>	<b>County</b>	<b>TOTAL</b>	<b>3,307</b>	<b>2,986</b>	<b>304</b>
---------------	---------------	--------------	--------------	--------------	------------

## Calhoun County

### Calhoun Co SO

Aggravated Assault	1	1	0
Simple Assault	1	1	0
Burglary/Breaking & Entering	2	2	0
Destruction/Damage/Vandalism of Property	1	1	0
Others	1	1	0

<b>Calhoun Co SO</b>	<b>TOTAL</b>	<b>6</b>	<b>6</b>	<b>0</b>
----------------------	--------------	----------	----------	----------

### DNR - 6 - Calhoun

Weapon Law Violations	2	2	0
Liquor Law Violations	1	1	0
All Other Offenses	39	36	3

<b>DNR - 6 - Calhoun</b>	<b>TOTAL</b>	<b>42</b>	<b>39</b>	<b>3</b>
--------------------------	--------------	-----------	-----------	----------

### Grantsville PD

Burglary/Breaking & Entering	1	1	0
------------------------------	---	---	---

<b>Grantsville PD</b>	<b>TOTAL</b>	<b>1</b>	<b>1</b>	<b>0</b>
-----------------------	--------------	----------	----------	----------

### Grantsville SP

Aggravated Assault	1	1	0
Simple Assault	14	13	1
Burglary/Breaking & Entering	2	1	1
Counterfeiting/Forgery	1	0	1
Motor Vehicle Theft	2	0	2
Drug/Narcotic Violations	11	10	1
Driving Under The Influence	14	14	0
Liquor Law Violations	12	8	4
All Other Offenses	9	9	0

<b>Grantsville SP</b>	<b>TOTAL</b>	<b>66</b>	<b>56</b>	<b>10</b>
-----------------------	--------------	-----------	-----------	-----------

<b>Calhoun</b>	<b>County</b>	<b>TOTAL</b>	<b>115</b>	<b>102</b>	<b>13</b>
----------------	---------------	--------------	------------	------------	-----------

## Clay County

# ARRESTS (Group "A" and "B") by AGENCY

## 2002

# of ARRESTS	Adult Arrests	Juvenile Arrests
--------------	---------------	------------------

<b><u>Clay Co SO</u></b>					
Aggravated Assault		1	1	0	
Simple Assault		3	3	0	
Arson		1	1	0	
Burglary/Breaking & Entering		1	1	0	
Trespass of Real Property		1	1	0	
All Other Offenses		2	2	0	
<b>Clay Co SO</b>	<b>TOTAL</b>	<b>9</b>	<b>9</b>	<b>0</b>	
<b><u>Clay SP</u></b>					
Forcible Rape		1	1	0	
Aggravated Assault		5	5	0	
Simple Assault		17	16	1	
Intimidation		6	5	1	
Kidnaping/Abduction		1	1	0	
Burglary/Breaking & Entering		3	3	0	
Destruction/Damage/Vandalism of Property		3	3	0	
Shoplifting		1	1	0	
Motor Vehicle Theft		1	1	0	
Stolen Property Offenses		1	1	0	
Drug/Narcotic Violations		19	19	0	
Disorderly Conduct		1	1	0	
Driving Under The Influence		11	11	0	
Liquor Law Violations		2	2	0	
All Other Offenses		2	2	0	
<b>Clay SP</b>	<b>TOTAL</b>	<b>74</b>	<b>72</b>	<b>2</b>	
<b><u>DNR - 3 - Clay</u></b>					
Drug/Narcotic Violations		1	1	0	
All Other Offenses		26	25	1	
<b>DNR - 3 - Clay</b>	<b>TOTAL</b>	<b>27</b>	<b>26</b>	<b>1</b>	
<b>Clay</b>	<b>County</b>	<b>TOTAL</b>	<b>110</b>	<b>107</b>	<b>3</b>

## Doddridge County

<b><u>DNR - 6 - Doddridge</u></b>					
Liquor Law Violations		1	1	0	
All Other Offenses		13	13	0	
<b>DNR - 6 - Doddridge</b>	<b>TOTAL</b>	<b>14</b>	<b>14</b>	<b>0</b>	
<b><u>West Union PD</u></b>					
Counterfeiting/Forgery		5	5	0	
All Other Offenses		2	2	0	
<b>West Union PD</b>	<b>TOTAL</b>	<b>7</b>	<b>7</b>	<b>0</b>	

# ARRESTS (Group "A" and "B") by AGENCY

## 2002

# of ARRESTS	Adult Arrests	Juvenile Arrests
--------------	---------------	------------------

### West Union SP

Aggravated Assault	4	4	0		0
Simple Assault	6	6	0		0
Intimidation	1	1	0		0
Counterfeiting/Forgery	1	1	0		0
Destruction/Damage/Vandalism of Property	1	1	0		0
Theft From Motor Vehicle	1	1	0		0
Motor Vehicle Theft	1	1	0		0
Drug/Narcotic Violations	2	2	0		0
Weapon Law Violations	2	2	0		0
Driving Under The Influence	9	9	0		0
Family Offenses (Nonviolent)	1	1	0		0
Liquor Law Violations	2	2	0		0
Trespass of Real Property	1	1	0		0
All Other Offenses	9	9	0		0
Others	3	3	0		0
<b>West Union SP</b>				<b>TOTAL</b>	<b>44</b>
					<b>44</b>
					<b>0</b>
<b>Doddridge County</b>				<b>TOTAL</b>	<b>65</b>
					<b>65</b>
					<b>0</b>

### Fayette County

#### Ansted PD

Aggravated Assault	2	2	0		0
Simple Assault	1	1	0		0
Drug/Narcotic Violations	1	1	0		0
Driving Under The Influence	12	12	0		0
<b>Ansted PD</b>				<b>TOTAL</b>	<b>16</b>
					<b>16</b>
					<b>0</b>

#### DNR - 4 - Fayette

Simple Assault	1	1	0		0
Weapon Law Violations	1	1	0		0
All Other Offenses	68	64	4		4
<b>DNR - 4 - Fayette</b>				<b>TOTAL</b>	<b>70</b>
					<b>66</b>
					<b>4</b>

# ARRESTS (Group "A" and "B") by AGENCY

## 2002

# of ARRESTS	Adult Arrests	Juvenile Arrests
--------------	---------------	------------------

### Fayette Co SO

Forcible Rape	1	1	0
Forcible Fondling	1	1	0
Aggravated Assault	3	3	0
Simple Assault	31	31	0
Intimidation	6	6	0
Robbery	1	1	0
Burglary/Breaking & Entering	3	3	0
Counterfeiting/Forgery	2	2	0
Destruction/Damage/Vandalism of Property	4	4	0
False Pretenses/Swindle/Confidence Game	2	2	0
Credit Card/Automatic Teller Fraud	1	1	0
Theft From Motor Vehicle	3	3	0
Motor Vehicle Theft	5	4	1
Stolen Property Offenses	1	1	0
Drug/Narcotic Violations	12	12	0
Weapon Law Violations	4	4	0
Disorderly Conduct	1	1	0
Driving Under The Influence	20	20	0
Drunkenness	3	3	0
Family Offenses (Nonviolent)	1	1	0
Liquor Law Violations	2	2	0
Trespass of Real Property	1	1	0
All Other Offenses	16	15	1
Others	4	4	0

<b>Fayette Co SO</b>	<b>TOTAL</b>	<b>128</b>	<b>126</b>	<b>2</b>
----------------------	--------------	------------	------------	----------

### Fayetteville PD

Aggravated Assault	2	2	0
Simple Assault	5	5	0
Destruction/Damage/Vandalism of Property	2	2	0
Theft From Building	1	1	0
Drug/Narcotic Violations	3	3	0
Driving Under The Influence	1	1	0

<b>Fayetteville PD</b>	<b>TOTAL</b>	<b>14</b>	<b>14</b>	<b>0</b>
------------------------	--------------	-----------	-----------	----------

### Gauley Bridge SP

Simple Assault	13	13	0
Intimidation	1	1	0
Burglary/Breaking & Entering	1	1	0
Theft From Motor Vehicle	1	1	0
Disorderly Conduct	1	1	0
Driving Under The Influence	5	5	0
All Other Offenses	13	13	0

<b>Gauley Bridge SP</b>	<b>TOTAL</b>	<b>35</b>	<b>35</b>	<b>0</b>
-------------------------	--------------	-----------	-----------	----------

# ARRESTS (Group "A" and "B") by AGENCY

## 2002

# of ARRESTS	Adult Arrests	Juvenile Arrests
--------------	---------------	------------------

### Montgomery PD

Simple Assault	9	7	2
Intimidation	2	2	0
Counterfeiting/Forgery	3	3	0
Destruction/Damage/Vandalism of Property	2	2	0
Shoplifting	3	3	0
Theft From Motor Vehicle	1	1	0
Drug/Narcotic Violations	2	2	0
Curfew/Loitering/Vagrancy Violations	1	1	0
Disorderly Conduct	27	27	0
Driving Under The Influence	2	2	0
Drunkenness	12	12	0
Liquor Law Violations	5	5	0
Others	1	1	0

<b>Montgomery PD</b>	<b>TOTAL</b>	<b>70</b>	<b>68</b>	<b>2</b>
----------------------	--------------	-----------	-----------	----------

### Mount Hope PD

Simple Assault	2	2	0
Intimidation	1	1	0
Counterfeiting/Forgery	1	1	0
Theft From Building	1	1	0
Motor Vehicle Theft	4	2	2
Drug/Narcotic Violations	11	9	2
Driving Under The Influence	10	10	0
Drunkenness	2	2	0
All Other Offenses	4	3	1
Others	1	1	0

<b>Mount Hope PD</b>	<b>TOTAL</b>	<b>37</b>	<b>32</b>	<b>5</b>
----------------------	--------------	-----------	-----------	----------

### Oak Hill PD

Aggravated Assault	1	1	0
Simple Assault	2	2	0
Intimidation	3	3	0
Destruction/Damage/Vandalism of Property	1	1	0
Shoplifting	4	2	2
Theft From Building	2	1	1
Drug/Narcotic Violations	5	4	1
Weapon Law Violations	1	1	0
Disorderly Conduct	4	4	0
Driving Under The Influence	19	19	0
Drunkenness	18	18	0
Liquor Law Violations	13	13	0
Trespass of Real Property	11	11	0
All Other Offenses	16	16	0
Others	2	2	0

<b>Oak Hill PD</b>	<b>TOTAL</b>	<b>102</b>	<b>98</b>	<b>4</b>
--------------------	--------------	------------	-----------	----------



# ARRESTS (Group "A" and "B") by AGENCY

## 2002

# of ARRESTS	Adult Arrests	Juvenile Arrests
--------------	---------------	------------------

<b><u>Oak Hill SP</u></b>					
Simple Assault		14	14	0	
Intimidation		1	1	0	
Burglary/Breaking & Entering		2	2	0	
Counterfeiting/Forgery		1	1	0	
Destruction/Damage/Vandalism of Property		1	1	0	
Motor Vehicle Theft		2	2	0	
Drug/Narcotic Violations		5	5	0	
Driving Under The Influence		25	25	0	
All Other Offenses		5	5	0	
Others		2	2	0	
<b>Oak Hill SP</b>	<b>TOTAL</b>	<b>58</b>	<b>58</b>	<b>0</b>	
<b><u>Smithers PD</u></b>					
Drug/Narcotic Violations		1	1	0	
Bad Checks		1	1	0	
Disorderly Conduct		2	2	0	
Driving Under The Influence		3	3	0	
All Other Offenses		1	1	0	
<b>Smithers PD</b>	<b>TOTAL</b>	<b>8</b>	<b>8</b>	<b>0</b>	
<b><u>Turnpike - Fayette</u></b>					
Drug/Narcotic Violations		28	28	0	
Weapon Law Violations		1	1	0	
Driving Under The Influence		5	5	0	
All Other Offenses		5	5	0	
<b>Turnpike - Fayette</b>	<b>TOTAL</b>	<b>39</b>	<b>39</b>	<b>0</b>	
<b>Fayette</b>	<b>County</b>	<b>TOTAL</b>	<b>577</b>	<b>560</b>	<b>17</b>
<hr style="border: 2px solid red;"/>					
<b><u>Gilmer County</u></b>					
<b><u>DNR - 6 - Gilmer</u></b>					
All Other Offenses		9	9	0	
<b>DNR - 6 - Gilmer</b>	<b>TOTAL</b>	<b>9</b>	<b>9</b>	<b>0</b>	
<b><u>Gilmer Co SO</u></b>					
Simple Assault		4	4	0	
Drug/Narcotic Violations		1	1	0	
Driving Under The Influence		7	7	0	
All Other Offenses		1	1	0	
<b>Gilmer Co SO</b>	<b>TOTAL</b>	<b>13</b>	<b>13</b>	<b>0</b>	

# ARRESTS (Group "A" and "B") by AGENCY

## 2002

# of ARRESTS	Adult Arrests	Juvenile Arrests
--------------	---------------	------------------

### Glenville PD

Aggravated Assault	2	2	0
Simple Assault	5	5	0
Intimidation	2	2	0
Motor Vehicle Theft	5	5	0
Drug/Narcotic Violations	2	2	0
Driving Under The Influence	14	14	0
Liquor Law Violations	14	14	0
Trespass of Real Property	2	2	0
All Other Offenses	4	1	3

<b>Glenville PD</b>	<b>TOTAL</b>	<b>50</b>	<b>47</b>	<b>3</b>
---------------------	--------------	-----------	-----------	----------

### Glenville SP

Aggravated Assault	1	1	0
Simple Assault	9	9	0
Intimidation	1	1	0
Counterfeiting/Forgery	1	1	0
Destruction/Damage/Vandalism of Property	1	1	0
Stolen Property Offenses	1	1	0
Drug/Narcotic Violations	9	9	0
Weapon Law Violations	1	1	0
Driving Under The Influence	5	5	0
Family Offenses (Nonviolent)	2	2	0
Liquor Law Violations	2	2	0
All Other Offenses	2	2	0
Others	4	4	0

<b>Glenville SP</b>	<b>TOTAL</b>	<b>39</b>	<b>39</b>	<b>0</b>
---------------------	--------------	-----------	-----------	----------

### Glenville State College

Simple Assault	2	2	0
Liquor Law Violations	1	1	0

<b>Glenville State College</b>	<b>TOTAL</b>	<b>3</b>	<b>3</b>	<b>0</b>
--------------------------------	--------------	----------	----------	----------

<b>Gilmer</b>	<b>County</b>	<b>TOTAL</b>	<b>114</b>	<b>111</b>	<b>3</b>
---------------	---------------	--------------	------------	------------	----------

## Grant County

### DNR - 2 - Grant

Stolen Property Offenses	2	2	0
Drug/Narcotic Violations	2	2	0
Weapon Law Violations	1	1	0
Drunkenness	1	1	0
All Other Offenses	80	75	5

<b>DNR - 2 - Grant</b>	<b>TOTAL</b>	<b>86</b>	<b>81</b>	<b>5</b>
------------------------	--------------	-----------	-----------	----------

# ARRESTS (Group "A" and "B") by AGENCY

## 2002

# of ARRESTS	Adult Arrests	Juvenile Arrests
--------------	---------------	------------------

<u><b>Grant Co SO</b></u>				
Aggravated Assault		2	2	0
Simple Assault		14	14	0
Intimidation		3	3	0
Burglary/Breaking & Entering		2	2	0
Counterfeiting/Forgery		1	1	0
Destruction/Damage/Vandalism of Property		7	7	0
False Pretenses/Swindle/Confidence Game		6	6	0
Impersonation		1	1	0
Shoplifting		1	1	0
Theft From Building		1	1	0
Motor Vehicle Theft		1	1	0
Driving Under The Influence		8	8	0
Drunkenness		1	1	0
Liquor Law Violations		1	0	1
All Other Offenses		14	14	0
Others		6	6	0
<b>Grant Co SO</b>	<b>TOTAL</b>	<b>69</b>	<b>68</b>	<b>1</b>
<u><b>Petersburg PD</b></u>				
Aggravated Assault		1	1	0
Simple Assault		3	3	0
Shoplifting		1	1	0
Driving Under The Influence		2	2	0
<b>Petersburg PD</b>	<b>TOTAL</b>	<b>7</b>	<b>7</b>	<b>0</b>
<u><b>Petersburg SP</b></u>				
Statutory Rape		1	1	0
Aggravated Assault		3	3	0
Simple Assault		10	10	0
Intimidation		2	2	0
Arson		1	1	0
Counterfeiting/Forgery		1	1	0
Impersonation		1	1	0
Theft From Building		2	1	1
Motor Vehicle Theft		1	1	0
Drug/Narcotic Violations		4	4	0
Bad Checks		1	1	0
Driving Under The Influence		12	12	0
Liquor Law Violations		7	4	3
All Other Offenses		8	8	0
Others		1	1	0
<b>Petersburg SP</b>	<b>TOTAL</b>	<b>55</b>	<b>51</b>	<b>4</b>
<b>Grant</b>	<b>County</b>	<b>TOTAL</b>	<b>217</b>	<b>207</b>
			<b>10</b>	

# ARRESTS (Group "A" and "B") by AGENCY

2002

# of ARRESTS	Adult Arrests	Juvenile Arrests
--------------	---------------	------------------

## Greenbrier County

<b>DNR - 4 - Greenbrier</b>				
Simple Assault	1	1	0	
Drug/Narcotic Violations	1	1	0	
Weapon Law Violations	4	4	0	
Trespass of Real Property	1	1	0	
All Other Offenses	120	106	14	
<b>DNR - 4 - Greenbrier</b>	<b>TOTAL</b>	<b>127</b>	<b>113</b>	<b>14</b>

<b>Greenbrier Co SO</b>				
Forcible Rape	1	1	0	
Aggravated Assault	9	9	0	
Simple Assault	26	26	0	
Intimidation	2	2	0	
Kidnaping/Abduction	2	2	0	
Destruction/Damage/Vandalism of Property	2	2	0	
Shoplifting	1	1	0	
Theft From Building	4	2	2	
Drug/Narcotic Violations	6	2	4	
Weapon Law Violations	1	1	0	
Bad Checks	1	1	0	
Driving Under The Influence	29	29	0	
Trespass of Real Property	2	2	0	
All Other Offenses	3	3	0	
Others	1	1	0	
<b>Greenbrier Co SO</b>	<b>TOTAL</b>	<b>90</b>	<b>84</b>	<b>6</b>

# ARRESTS (Group "A" and "B") by AGENCY

## 2002

# of ARRESTS	Adult Arrests	Juvenile Arrests
--------------	---------------	------------------

### Lewisburg PD

Simple Assault	17	16	1
Burglary/Breaking & Entering	3	3	0
Destruction/Damage/Vandalism of Property	6	3	3
False Pretenses/Swindle/Confidence Game	1	1	0
Credit Card/Automatic Teller Fraud	1	1	0
Shoplifting	40	18	22
Motor Vehicle Theft	1	0	1
Stolen Property Offenses	2	2	0
Drug/Narcotic Violations	16	16	0
Weapon Law Violations	2	2	0
Disorderly Conduct	1	1	0
Driving Under The Influence	49	48	1
Drunkenness	5	5	0
Liquor Law Violations	15	15	0
All Other Offenses	9	9	0
Others	2	1	1
<b>Lewisburg PD</b>	<b>TOTAL</b>	<b>170</b>	<b>141</b>
			<b>29</b>

### Lewisburg SP

Aggravated Assault	3	3	0
Simple Assault	2	2	0
Burglary/Breaking & Entering	1	1	0
Destruction/Damage/Vandalism of Property	3	3	0
False Pretenses/Swindle/Confidence Game	1	1	0
Shoplifting	1	1	0
Weapon Law Violations	2	2	0
Driving Under The Influence	27	27	0
Trespass of Real Property	2	2	0
All Other Offenses	12	12	0
Others	1	1	0
<b>Lewisburg SP</b>	<b>TOTAL</b>	<b>55</b>	<b>55</b>
			<b>0</b>

### Rainelle PD

Driving Under The Influence	8	8	0
-----------------------------	---	---	---

<b>Rainelle PD</b>	<b>TOTAL</b>	<b>8</b>	<b>8</b>
			<b>0</b>

### Rainelle SP

Aggravated Assault	3	3	0
Simple Assault	8	8	0
Destruction/Damage/Vandalism of Property	2	2	0
Shoplifting	1	1	0
Driving Under The Influence	3	3	0
Trespass of Real Property	4	2	2

<b>Rainelle SP</b>	<b>TOTAL</b>	<b>21</b>	<b>19</b>
			<b>2</b>

# ARRESTS (Group "A" and "B") by AGENCY

## 2002

# of ARRESTS	Adult Arrests	Juvenile Arrests
--------------	---------------	------------------

### Ronceverte PD

Aggravated Assault	1	1	0
Simple Assault	1	1	0
Burglary/Breaking & Entering	6	6	0
Counterfeiting/Forgery	1	1	0
Destruction/Damage/Vandalism of Property	3	3	0
Shoplifting	1	1	0
Theft From Building	1	1	0
Disorderly Conduct	1	1	0
Driving Under The Influence	7	7	0
Drunkenness	2	2	0
Liquor Law Violations	2	2	0
Trespass of Real Property	1	1	0
All Other Offenses	6	6	0
Others	3	3	0

<b>Ronceverte PD</b>	<b>TOTAL</b>	<b>36</b>	<b>36</b>	<b>0</b>
----------------------	--------------	-----------	-----------	----------

### White Sulfur Springs PD

Simple Assault	5	5	0
Intimidation	1	1	0
Destruction/Damage/Vandalism of Property	1	1	0
Theft of Motor Vehicle Parts/Accessories	1	1	0
Driving Under The Influence	32	32	0
All Other Offenses	3	3	0

<b>White Sulfur Springs PD</b>	<b>TOTAL</b>	<b>43</b>	<b>43</b>	<b>0</b>
--------------------------------	--------------	-----------	-----------	----------

<b>Greenbrier County</b>	<b>TOTAL</b>	<b>550</b>	<b>499</b>	<b>51</b>
--------------------------	--------------	------------	------------	-----------

## Hampshire County

### Capon Bridge PD

Driving Under The Influence	6	6	0
All Other Offenses	1	1	0

<b>Capon Bridge PD</b>	<b>TOTAL</b>	<b>7</b>	<b>7</b>	<b>0</b>
------------------------	--------------	----------	----------	----------

### DNR - 2 - Hampshire

Drug/Narcotic Violations	2	2	0
All Other Offenses	134	124	8

<b>DNR - 2 - Hampshire</b>	<b>TOTAL</b>	<b>136</b>	<b>126</b>	<b>8</b>
----------------------------	--------------	------------	------------	----------

# ARRESTS (Group "A" and "B") by AGENCY

## 2002

# of ARRESTS	Adult Arrests	Juvenile Arrests
--------------	---------------	------------------

<b>Hampshire Co SO</b>			
Forcible Fondling	1	1	0
Aggravated Assault	12	12	0
Simple Assault	26	25	1
Intimidation	6	6	0
Kidnaping/Abduction	1	1	0
Burglary/Breaking & Entering	3	3	0
Counterfeiting/Forgery	1	1	0
Destruction/Damage/Vandalism of Property	6	6	0
Purse-snatching	3	3	0
Theft From Building	1	1	0
Theft From Motor Vehicle	2	2	0
Motor Vehicle Theft	1	1	0
Stolen Property Offenses	2	2	0
Drug/Narcotic Violations	20	18	2
Drug Equipment Violations	1	1	0
Weapon Law Violations	1	1	0
Bad Checks	3	3	0
Disorderly Conduct	1	0	1
Driving Under The Influence	22	22	0
Drunkenness	7	7	0
Liquor Law Violations	5	5	0
Trespass of Real Property	3	3	0
All Other Offenses	21	21	0
Others	1	1	0
<b>Hampshire Co SO</b>	<b>TOTAL</b>	<b>150</b>	<b>146</b>
<b>Romney PD</b>			
Aggravated Assault	1	1	0
Simple Assault	7	7	0
Intimidation	1	1	0
Arson	1	1	0
Counterfeiting/Forgery	1	1	0
Destruction/Damage/Vandalism of Property	3	3	0
Theft From Motor Vehicle	2	2	0
Motor Vehicle Theft	2	2	0
Drug Equipment Violations	1	1	0
Weapon Law Violations	1	1	0
Disorderly Conduct	12	12	0
Driving Under The Influence	9	9	0
Drunkenness	3	3	0
Liquor Law Violations	11	6	5
All Other Offenses	2	2	0
Others	1	1	0
<b>Romney PD</b>	<b>TOTAL</b>	<b>58</b>	<b>53</b>

# ARRESTS (Group "A" and "B") by AGENCY

## 2002

# of ARRESTS	Adult Arrests	Juvenile Arrests
--------------	---------------	------------------

### Romney SP

Murder and Nonnegligent Manslaughter	1	1	0
Forcible Rape	2	2	0
Forcible Fondling	1	1	0
Statutory Rape	2	2	0
Aggravated Assault	12	12	0
Simple Assault	50	49	1
Intimidation	8	8	0
Burglary/Breaking & Entering	6	6	0
Counterfeiting/Forgery	2	2	0
Destruction/Damage/Vandalism of Property	9	8	1
False Pretenses/Swindle/Confidence Game	1	1	0
Shoplifting	1	1	0
Motor Vehicle Theft	8	8	0
Stolen Property Offenses	2	2	0
Drug/Narcotic Violations	11	11	0
Pornography/Obscene Material	1	1	0
Weapon Law Violations	2	2	0
Driving Under The Influence	35	35	0
Drunkenness	8	8	0
Family Offenses (Nonviolent)	1	1	0
Liquor Law Violations	12	12	0
Trespass of Real Property	4	4	0
All Other Offenses	36	36	0
Others	7	6	1

<b>Romney SP</b>	<b>TOTAL</b>	<b>222</b>	<b>219</b>	<b>3</b>
------------------	--------------	------------	------------	----------

<b>Hampshire County</b>	<b>TOTAL</b>	<b>573</b>	<b>551</b>	<b>20</b>
-------------------------	--------------	------------	------------	-----------

### **Hancock County**

#### DNR - 1 - Hancock

False Pretenses/Swindle/Confidence Game	1	0	1
Weapon Law Violations	1	1	0
All Other Offenses	79	72	7

<b>DNR - 1 - Hancock</b>	<b>TOTAL</b>	<b>81</b>	<b>73</b>	<b>8</b>
--------------------------	--------------	-----------	-----------	----------

#### New Cumberland PD

Simple Assault	4	4	0
Intimidation	3	3	0
Drug/Narcotic Violations	10	10	0
Disorderly Conduct	1	1	0
Driving Under The Influence	52	52	0
Liquor Law Violations	4	4	0
All Other Offenses	2	2	0

<b>New Cumberland PD</b>	<b>TOTAL</b>	<b>76</b>	<b>76</b>	<b>0</b>
--------------------------	--------------	-----------	-----------	----------



# ARRESTS (Group "A" and "B") by AGENCY

## 2002

# of ARRESTS	Adult Arrests	Juvenile Arrests
--------------	---------------	------------------

### New Cumberland SP

Incest	1	1	0
Statutory Rape	1	1	0
Aggravated Assault	2	2	0
Simple Assault	1	1	0
Driving Under The Influence	80	80	0
<b>New Cumberland SP</b>			
<b>TOTAL</b>	<b>85</b>	<b>85</b>	<b>0</b>

### Weirton PD

Bad Checks	5	5	0
Disorderly Conduct	40	40	0
Driving Under The Influence	117	117	0
Drunkenness	75	75	0
Liquor Law Violations	3	3	0
Trespass of Real Property	5	5	0
All Other Offenses	85	85	0
<b>Weirton PD</b>			
<b>TOTAL</b>	<b>330</b>	<b>330</b>	<b>0</b>

<b>Hancock County</b>			
<b>TOTAL</b>	<b>572</b>	<b>564</b>	<b>8</b>

## Hardy County

### DNR - 2 - Hardv

Drug/Narcotic Violations	3	3	0
Weapon Law Violations	1	1	0
All Other Offenses	74	72	2
<b>DNR - 2 - Hardv</b>			
<b>TOTAL</b>	<b>78</b>	<b>76</b>	<b>2</b>

### FIRE MARSHAL - Hardv

Arson	1	1	0
<b>FIRE MARSHAL - Hardv</b>			
<b>TOTAL</b>	<b>1</b>	<b>1</b>	<b>0</b>

### Hardv Co SO

Sexual Assault With An Object	2	2	0
Simple Assault	4	4	0
Intimidation	2	2	0
Burglary/Breaking & Entering	1	1	0
Counterfeiting/Forgery	3	3	0
Destruction/Damage/Vandalism of Property	2	2	0
False Pretenses/Swindle/Confidence Game	2	2	0
Drug/Narcotic Violations	1	1	0
Driving Under The Influence	12	12	0
All Other Offenses	2	2	0
Others	4	4	0
<b>Hardv Co SO</b>			
<b>TOTAL</b>	<b>35</b>	<b>35</b>	<b>0</b>

# ARRESTS (Group "A" and "B") by AGENCY

## 2002

# of ARRESTS	Adult Arrests	Juvenile Arrests
--------------	---------------	------------------

### Moorefield PD

Statutory Rape	1	1	0
Aggravated Assault	7	7	0
Simple Assault	31	31	0
Intimidation	2	2	0
Burglary/Breaking & Entering	6	6	0
Counterfeiting/Forgery	3	3	0
Destruction/Damage/Vandalism of Property	3	3	0
False Pretenses/Swindle/Confidence Game	2	2	0
Shoplifting	1	1	0
Theft From Building	2	2	0
Theft From Motor Vehicle	2	2	0
Motor Vehicle Theft	1	1	0
Stolen Property Offenses	3	3	0
Drug/Narcotic Violations	4	4	0
Weapon Law Violations	1	1	0
Bad Checks	2	2	0
Driving Under The Influence	19	19	0
Drunkenness	1	1	0
All Other Offenses	12	12	0

<b>Moorefield PD</b>	<b>TOTAL</b>	<b>103</b>	<b>103</b>	<b>0</b>
----------------------	--------------	------------	------------	----------

### Moorefield SP

Sexual Assault With An Object	1	1	0
Aggravated Assault	10	10	0
Simple Assault	25	24	1
Intimidation	1	1	0
Kidnaping/Abduction	2	2	0
Arson	1	1	0
Burglary/Breaking & Entering	6	6	0
Theft of Motor Vehicle Parts/Accessories	1	1	0
Motor Vehicle Theft	2	2	0
Drug/Narcotic Violations	6	6	0
Driving Under The Influence	15	15	0
Drunkenness	2	2	0
Family Offenses (Nonviolent)	1	1	0
Liquor Law Violations	2	1	1
Trespass of Real Property	9	9	0
All Other Offenses	5	5	0
Others	1	1	0

<b>Moorefield SP</b>	<b>TOTAL</b>	<b>90</b>	<b>88</b>	<b>2</b>
----------------------	--------------	-----------	-----------	----------

# ARRESTS (Group "A" and "B") by AGENCY

**2002**

# of ARRESTS	Adult Arrests	Juvenile Arrests
--------------	---------------	------------------

**Wardensville PD**

Aggravated Assault	4	3	1
Intimidation	1	1	0
Driving Under The Influence	1	1	0
<b>Wardensville PD</b>	<b>TOTAL</b>	<b>6</b>	<b>5</b>
<b>Hardy</b>	<b>County</b>	<b>TOTAL</b>	<b>313</b>
		<b>308</b>	<b>5</b>

**Harrison County**

**Bridgeport PD**

Aggravated Assault	1	1	0
Simple Assault	23	19	4
Intimidation	1	0	1
Burglary/Breaking & Entering	2	2	0
Destruction/Damage/Vandalism of Property	9	3	6
Credit Card/Automatic Teller Fraud	4	4	0
Shoplifting	98	65	33
Theft From Building	5	4	1
Theft From Motor Vehicle	1	1	0
Drug/Narcotic Violations	13	10	3
Weapon Law Violations	3	2	1
Disorderly Conduct	1	0	1
Driving Under The Influence	26	26	0
Drunkenness	18	13	5
Liquor Law Violations	14	12	2
All Other Offenses	47	40	7
Others	3	3	0
<b>Bridgeport PD</b>	<b>TOTAL</b>	<b>269</b>	<b>205</b>
		<b>64</b>	

# ARRESTS (Group "A" and "B") by AGENCY

## 2002

# of ARRESTS	Adult Arrests	Juvenile Arrests
--------------	---------------	------------------

### Bridgeport SP

Forcible Fondling	1	1	0
Aggravated Assault	11	10	1
Simple Assault	26	25	1
Intimidation	7	7	0
Robbery	1	1	0
Arson	2	0	2
Burglary/Breaking & Entering	1	1	0
Counterfeiting/Forgery	6	4	2
Destruction/Damage/Vandalism of Property	10	9	1
False Pretenses/Swindle/Confidence Game	2	2	0
Credit Card/Automatic Teller Fraud	1	1	0
Shoplifting	2	2	0
Theft From Building	4	2	2
Theft From Motor Vehicle	1	1	0
Theft of Motor Vehicle Parts/Accessories	5	5	0
Motor Vehicle Theft	4	3	1
Stolen Property Offenses	4	4	0
Drug/Narcotic Violations	13	13	0
Weapon Law Violations	1	1	0
Bad Checks	3	3	0
Driving Under The Influence	37	36	1
Drunkenness	1	1	0
Family Offenses (Nonviolent)	19	19	0
Liquor Law Violations	3	2	1
Runaway	1	0	1
Trespass of Real Property	1	1	0
All Other Offenses	29	28	1
Others	7	6	1
<b>Bridgeport SP</b>	<b>TOTAL</b>	<b>203</b>	<b>188</b>
			<b>15</b>

# ARRESTS (Group "A" and "B") by AGENCY

2002

# of ARRESTS	Adult Arrests	Juvenile Arrests
--------------	---------------	------------------

## Clarksburg PD

Forcible Rape	1	1	0
Forcible Fondling	2	2	0
Aggravated Assault	24	23	1
Simple Assault	150	142	8
Intimidation	3	3	0
Robbery	2	2	0
Arson	1	1	0
Burglary/Breaking & Entering	2	2	0
Counterfeiting/Forgery	7	7	0
Destruction/Damage/Vandalism of Property	1	1	0
Credit Card/Automatic Teller Fraud	2	2	0
Shoplifting	14	13	1
Theft From Motor Vehicle	1	1	0
Motor Vehicle Theft	2	2	0
Stolen Property Offenses	5	5	0
Drug/Narcotic Violations	10	10	0
Weapon Law Violations	3	3	0
Disorderly Conduct	2	2	0
Driving Under The Influence	94	93	1
Drunkenness	106	106	0
Family Offenses (Nonviolent)	1	1	0
Trespass of Real Property	1	1	0
All Other Offenses	220	219	1
Others	22	17	5

**Clarksburg PD**                      **TOTAL**                      **676**                      **659**                      **17**

## DNR - 1 - Harrison

Weapon Law Violations	5	5	0
All Other Offenses	170	164	6

**DNR - 1 - Harrison**                      **TOTAL**                      **175**                      **169**                      **6**

## FIRE MARSHAL - Harrison

Arson	2	2	0
-------	---	---	---

**FIRE MARSHAL - Harrison**                      **TOTAL**                      **2**                      **2**                      **0**

# ARRESTS (Group "A" and "B") by AGENCY

## 2002

# of ARRESTS	Adult Arrests	Juvenile Arrests
--------------	---------------	------------------

### Harrison Co SO

Murder and Nonnegligent Manslaughter	2	2	0
Aggravated Assault	23	23	0
Simple Assault	119	115	4
Intimidation	4	4	0
Kidnaping/Abduction	1	1	0
Arson	1	1	0
Burglary/Breaking & Entering	2	2	0
Counterfeiting/Forgery	4	4	0
Destruction/Damage/Vandalism of Property	14	14	0
False Pretenses/Swindle/Confidence Game	3	3	0
Shoplifting	3	3	0
Theft From Motor Vehicle	5	4	1
Theft of Motor Vehicle Parts/Accessories	1	1	0
Motor Vehicle Theft	7	6	1
Stolen Property Offenses	1	1	0
Drug/Narcotic Violations	19	19	0
Weapon Law Violations	1	1	0
Bad Checks	78	78	0
Driving Under The Influence	91	91	0
Drunkenness	15	15	0
Family Offenses (Nonviolent)	2	2	0
Trespass of Real Property	1	1	0
All Other Offenses	141	139	2
Others	11	10	1

<b>Harrison Co SO</b>	<b>TOTAL</b>	<b>549</b>	<b>540</b>	<b>9</b>
-----------------------	--------------	------------	------------	----------

### Lumberport PD

Aggravated Assault	1	1	0
Simple Assault	2	2	0
Drug/Narcotic Violations	1	1	0
Driving Under The Influence	7	7	0

<b>Lumberport PD</b>	<b>TOTAL</b>	<b>11</b>	<b>11</b>	<b>0</b>
----------------------	--------------	-----------	-----------	----------

# ARRESTS (Group "A" and "B") by AGENCY

## 2002

# of ARRESTS	Adult Arrests	Juvenile Arrests
--------------	---------------	------------------

<b><u>Nutter Fort PD</u></b>					
Simple Assault		6	6	0	
Burglary/Breaking & Entering		2	1	1	
Counterfeiting/Forgery		5	5	0	
Destruction/Damage/Vandalism of Property		1	1	0	
False Pretenses/Swindle/Confidence Game		1	1	0	
Shoplifting		1	1	0	
Motor Vehicle Theft		1	1	0	
Drug/Narcotic Violations		2	2	0	
Driving Under The Influence		11	11	0	
Drunkenness		4	4	0	
All Other Offenses		2	2	0	
Others		1	1	0	
<b>Nutter Fort PD</b>	<b>TOTAL</b>	<b>37</b>	<b>36</b>	<b>1</b>	
<b><u>Salem PD</u></b>					
Simple Assault		1	1	0	
Drunkenness		2	2	0	
<b>Salem PD</b>	<b>TOTAL</b>	<b>3</b>	<b>3</b>	<b>0</b>	
<b><u>Shinnston PD</u></b>					
Statutory Rape		1	1	0	
Aggravated Assault		7	7	0	
Simple Assault		10	9	1	
Intimidation		4	4	0	
Counterfeiting/Forgery		1	1	0	
Shoplifting		8	5	3	
Drug/Narcotic Violations		22	21	1	
Weapon Law Violations		3	3	0	
Disorderly Conduct		1	1	0	
Driving Under The Influence		11	11	0	
Drunkenness		11	11	0	
Liquor Law Violations		6	4	2	
Trespass of Real Property		1	1	0	
All Other Offenses		8	8	0	
<b>Shinnston PD</b>	<b>TOTAL</b>	<b>94</b>	<b>87</b>	<b>7</b>	
<b><u>Stonewood PD</u></b>					
Aggravated Assault		1	1	0	
Simple Assault		2	2	0	
Drunkenness		1	1	0	
<b>Stonewood PD</b>	<b>TOTAL</b>	<b>4</b>	<b>4</b>	<b>0</b>	
<b>Harrison</b>	<b>County</b>	<b>TOTAL</b>	<b>2,023</b>	<b>1,904</b>	<b>119</b>

**Jackson County**

# ARRESTS (Group "A" and "B") by AGENCY

## 2002

# of ARRESTS	Adult Arrests	Juvenile Arrests
--------------	---------------	------------------

### DNR - 6 - Jackson

Drug/Narcotic Violations	7	7	0
Weapon Law Violations	1	1	0
Liquor Law Violations	1	1	0
All Other Offenses	78	65	12

<b>DNR - 6 - Jackson</b>	<b>TOTAL</b>	<b>87</b>	<b>74</b>	<b>12</b>
--------------------------	--------------	-----------	-----------	-----------

### Jackson Co SO

Murder and Nonnegligent Manslaughter	1	1	0
Forcible Rape	1	1	0
Forcible Sodomy	1	1	0
Aggravated Assault	2	2	0
Simple Assault	32	29	3
Intimidation	5	5	0
Burglary/Breaking & Entering	4	4	0
Motor Vehicle Theft	2	0	2
Drug/Narcotic Violations	1	1	0
Weapon Law Violations	1	1	0
Driving Under The Influence	39	39	0
All Other Offenses	3	3	0
Others	1	1	0

<b>Jackson Co SO</b>	<b>TOTAL</b>	<b>93</b>	<b>88</b>	<b>5</b>
----------------------	--------------	-----------	-----------	----------

### Ravenswood PD

Aggravated Assault	5	4	1
Simple Assault	24	23	1
Intimidation	5	5	0
Burglary/Breaking & Entering	4	1	3
Destruction/Damage/Vandalism of Property	3	2	1
Shoplifting	3	2	1
Theft From Motor Vehicle	2	2	0
Motor Vehicle Theft	1	0	1
Driving Under The Influence	14	14	0
Drunkenness	1	1	0
All Other Offenses	2	2	0
Others	1	1	0

<b>Ravenswood PD</b>	<b>TOTAL</b>	<b>65</b>	<b>57</b>	<b>8</b>
----------------------	--------------	-----------	-----------	----------



# ARRESTS (Group "A" and "B") by AGENCY

## 2002

# of ARRESTS	Adult Arrests	Juvenile Arrests
--------------	---------------	------------------

### Ripley PD

Aggravated Assault	1	1	0
Simple Assault	11	10	1
Counterfeiting/Forgery	1	1	0
Drug/Narcotic Violations	3	2	1
Disorderly Conduct	1	1	0
Driving Under The Influence	13	13	0
Trespass of Real Property	1	1	0
All Other Offenses	2	2	0

<b>Ripley PD</b>	<b>TOTAL</b>	<b>33</b>	<b>31</b>	<b>2</b>
------------------	--------------	-----------	-----------	----------

### Ripley SP

Aggravated Assault	1	1	0
Simple Assault	10	10	0
Motor Vehicle Theft	1	0	1
Drug/Narcotic Violations	1	1	0
Driving Under The Influence	16	16	0
Liquor Law Violations	3	3	0
All Other Offenses	1	1	0
Others	2	2	0

<b>Ripley SP</b>	<b>TOTAL</b>	<b>35</b>	<b>34</b>	<b>1</b>
------------------	--------------	-----------	-----------	----------

<b>Jackson County</b>	<b>TOTAL</b>	<b>313</b>	<b>284</b>	<b>28</b>
-----------------------	--------------	------------	------------	-----------

## Jefferson County

### Charles Town PD

Aggravated Assault	1	1	0
Simple Assault	6	6	0
Robbery	1	1	0
Counterfeiting/Forgery	1	1	0
Destruction/Damage/Vandalism of Property	4	2	2
Theft From Building	1	1	0
Drug/Narcotic Violations	7	6	1
Disorderly Conduct	2	2	0
Driving Under The Influence	5	5	0
Drunkenness	3	3	0

<b>Charles Town PD</b>	<b>TOTAL</b>	<b>31</b>	<b>28</b>	<b>3</b>
------------------------	--------------	-----------	-----------	----------

# ARRESTS (Group "A" and "B") by AGENCY

---

## 2002

# of ARRESTS	Adult Arrests	Juvenile Arrests
--------------	---------------	------------------

### DNR - 2 - Jefferson

Theft of Motor Vehicle Parts/Accessories	1	1	0	
Stolen Property Offenses	1	1	0	
Drug/Narcotic Violations	6	6	0	
Weapon Law Violations	5	5	0	
Trespass of Real Property	3	3	0	
All Other Offenses	206	196	6	

<b>DNR - 2 - Jefferson</b>				<b>TOTAL</b>
	<b>222</b>	<b>212</b>	<b>6</b>	

### Jefferson Co SO

Aggravated Assault	6	6	0	
Simple Assault	15	12	2	
Destruction/Damage/Vandalism of Property	2	2	0	
Shoplifting	1	1	0	
Drug/Narcotic Violations	3	3	0	
Driving Under The Influence	10	10	0	
All Other Offenses	2	2	0	

<b>Jefferson Co SO</b>				<b>TOTAL</b>
	<b>39</b>	<b>36</b>	<b>2</b>	

# ARRESTS (Group "A" and "B") by AGENCY

## 2002

# of ARRESTS	Adult Arrests	Juvenile Arrests
--------------	---------------	------------------

### Kearneysville SP

Forcible Fondling	2	2	0
Incest	1	1	0
Statutory Rape	1	1	0
Aggravated Assault	14	11	3
Simple Assault	77	73	4
Intimidation	4	4	0
Robbery	1	1	0
Burglary/Breaking & Entering	10	8	2
Counterfeiting/Forgery	8	8	0
Destruction/Damage/Vandalism of Property	9	8	1
False Pretenses/Swindle/Confidence Game	1	1	0
Wire Fraud	1	1	0
Purse-snatching	2	2	0
Shoplifting	30	26	4
Theft From Building	8	8	0
Theft From Coin Operated Machine or Device	3	3	0
Theft From Motor Vehicle	2	2	0
Theft of Motor Vehicle Parts/Accessories	3	3	0
Motor Vehicle Theft	7	4	3
Drug/Narcotic Violations	21	17	4
Weapon Law Violations	1	1	0
Disorderly Conduct	1	1	0
Driving Under The Influence	74	74	0
Drunkenness	5	5	0
Liquor Law Violations	4	2	2
Trespass of Real Property	1	1	0
All Other Offenses	25	25	0
Others	5	4	1

<b>Kearneysville SP</b>	<b>TOTAL</b>	<b>321</b>	<b>297</b>	<b>24</b>
-------------------------	--------------	------------	------------	-----------

### Shepherd College

Simple Assault	1	1	0
Destruction/Damage/Vandalism of Property	1	1	0
Drug/Narcotic Violations	2	2	0
Drunkenness	2	2	0
Liquor Law Violations	1	1	0
All Other Offenses	2	1	0

<b>Shepherd College</b>	<b>TOTAL</b>	<b>9</b>	<b>8</b>	<b>0</b>
-------------------------	--------------	----------	----------	----------

<b>Jefferson County</b>	<b>TOTAL</b>	<b>622</b>	<b>581</b>	<b>35</b>
-------------------------	--------------	------------	------------	-----------

**Kanawha County**

# ARRESTS (Group "A" and "B") by AGENCY

## 2002

# of ARRESTS	Adult Arrests	Juvenile Arrests
--------------	---------------	------------------

### Belle PD

Simple Assault	1	1	0
Motor Vehicle Theft	1	1	0
All Other Offenses	1	1	0

<b>Belle PD</b>			
<b>TOTAL</b>	<b>3</b>	<b>3</b>	<b>0</b>

### Charleston PD

Murder and Nonnegligent Manslaughter	7	6	1
Forcible Rape	5	5	0
Aggravated Assault	83	75	8
Simple Assault	317	295	20
Intimidation	57	53	4
Kidnaping/Abduction	1	1	0
Robbery	13	12	1
Arson	2	1	1
Burglary/Breaking & Entering	32	25	7
Counterfeiting/Forgery	29	29	0
Destruction/Damage/Vandalism of Property	45	32	13
False Pretenses/Swindle/Confidence Game	14	12	2
Credit Card/Automatic Teller Fraud	2	2	0
Impersonation	2	2	0
Shoplifting	363	308	55
Theft From Building	1	1	0
Theft From Motor Vehicle	12	7	5
Theft of Motor Vehicle Parts/Accessories	1	1	0
Motor Vehicle Theft	11	8	3
Stolen Property Offenses	35	27	8
Drug/Narcotic Violations	202	177	25
Prostitution	65	65	0
Assisting or Promoting Prostitution	19	19	0
Weapon Law Violations	34	29	5
Bad Checks	32	32	0
Curfew/Loitering/Vagrancy Violations	1	0	1
Disorderly Conduct	17	17	0
Driving Under The Influence	85	85	0
Drunkenness	488	488	0
Family Offenses (Nonviolent)	8	8	0
Liquor Law Violations	109	109	0
Trespass of Real Property	48	48	0
All Other Offenses	587	585	2
Others	34	31	3

<b>Charleston PD</b>			
<b>TOTAL</b>	<b>2,761</b>	<b>2,595</b>	<b>164</b>

### Chesapeake PD

Drunkenness	1	1	0
-------------	---	---	---

<b>Chesapeake PD</b>			
<b>TOTAL</b>	<b>1</b>	<b>1</b>	<b>0</b>

# ARRESTS (Group "A" and "B") by AGENCY

## 2002

# of ARRESTS	Adult Arrests	Juvenile Arrests
--------------	---------------	------------------

<b><u>Clendenin PD</u></b>			
Aggravated Assault	1	1	0
Simple Assault	2	2	0
False Pretenses/Swindle/Confidence Game	1	1	0
Driving Under The Influence	2	2	0
All Other Offenses	2	2	0
<b>Clendenin PD</b>	<b>8</b>	<b>8</b>	<b>0</b>
<b><u>DNR - 5 - Kanawha</u></b>			
Drug/Narcotic Violations	3	3	0
All Other Offenses	166	149	10
<b>DNR - 5 - Kanawha</b>	<b>169</b>	<b>152</b>	<b>10</b>
<b><u>Dunbar PD</u></b>			
Forcible Rape	1	1	0
Forcible Fondling	1	1	0
Aggravated Assault	4	4	0
Simple Assault	42	31	11
Intimidation	2	2	0
Burglary/Breaking & Entering	3	3	0
Counterfeiting/Forgery	3	3	0
Destruction/Damage/Vandalism of Property	3	3	0
False Pretenses/Swindle/Confidence Game	1	1	0
Shoplifting	4	4	0
Theft From Motor Vehicle	3	2	1
Motor Vehicle Theft	2	0	2
Weapon Law Violations	2	1	1
All Other Offenses	1	1	0
Others	7	4	3
<b>Dunbar PD</b>	<b>79</b>	<b>61</b>	<b>18</b>
<b><u>Glasgow PD</u></b>			
Driving Under The Influence	1	1	0
<b>Glasgow PD</b>	<b>1</b>	<b>1</b>	<b>0</b>
<b><u>Handley PD</u></b>			
Simple Assault	2	2	0
Driving Under The Influence	2	2	0
<b>Handley PD</b>	<b>4</b>	<b>4</b>	<b>0</b>

# ARRESTS (Group "A" and "B") by AGENCY

## 2002

# of ARRESTS	Adult Arrests	Juvenile Arrests
--------------	---------------	------------------

### Kanawha Co Parks

Simple Assault	1	1	0
Destruction/Damage/Vandalism of Property	3	0	3
Drug/Narcotic Violations	11	11	0
Weapon Law Violations	2	2	0
Drunkenness	1	1	0
All Other Offenses	5	4	1

<b>Kanawha Co Parks</b>		<b>TOTAL</b>	<b>23</b>	<b>19</b>	<b>4</b>
-------------------------	--	--------------	-----------	-----------	----------

### Kanawha Co SO

Murder and Nonnegligent Manslaughter	1	1	0
Negligent Manslaughter	1	1	0
Forcible Rape	1	1	0
Forcible Fondling	3	3	0
Statutory Rape	1	1	0
Aggravated Assault	49	46	3
Simple Assault	326	316	9
Intimidation	7	6	1
Kidnaping/Abduction	1	1	0
Robbery	7	6	1
Arson	3	3	0
Burglary/Breaking & Entering	11	10	1
Counterfeiting/Forgery	2	2	0
Destruction/Damage/Vandalism of Property	11	10	1
False Pretenses/Swindle/Confidence Game	1	1	0
Shoplifting	9	8	1
Theft From Building	2	2	0
Theft From Motor Vehicle	12	11	1
Theft of Motor Vehicle Parts/Accessories	1	1	0
Motor Vehicle Theft	9	7	2
Stolen Property Offenses	19	14	5
Drug/Narcotic Violations	43	40	2
Weapon Law Violations	18	17	1
Bad Checks	2	2	0
Curfew/Loitering/Vagrancy Violations	1	1	0
Disorderly Conduct	4	4	0
Driving Under The Influence	66	64	2
Drunkenness	69	68	1
Liquor Law Violations	6	6	0
Trespass of Real Property	6	6	0
All Other Offenses	370	356	14
Others	13	11	2

<b>Kanawha Co SO</b>		<b>TOTAL</b>	<b>1,075</b>	<b>1,026</b>	<b>47</b>
----------------------	--	--------------	--------------	--------------	-----------

# ARRESTS (Group "A" and "B") by AGENCY

## 2002

# of ARRESTS	Adult Arrests	Juvenile Arrests
--------------	---------------	------------------

<b><u>Nitro PD</u></b>			
Simple Assault	2	2	0
Shoplifting	1	1	0
<b>Nitro PD</b>	<b>3</b>	<b>3</b>	<b>0</b>
<b><u>Pratt PD</u></b>			
Simple Assault	1	1	0
Driving Under The Influence	1	1	0
<b>Pratt PD</b>	<b>2</b>	<b>2</b>	<b>0</b>
<b><u>Quincy SP</u></b>			
Sexual Assault With An Object	1	1	0
Forcible Fondling	1	1	0
Statutory Rape	4	4	0
Aggravated Assault	6	6	0
Simple Assault	35	35	0
Intimidation	7	7	0
Arson	1	1	0
Counterfeiting/Forgery	6	6	0
False Pretenses/Swindle/Confidence Game	1	1	0
Impersonation	1	1	0
Shoplifting	8	8	0
Stolen Property Offenses	1	1	0
Drug/Narcotic Violations	20	20	0
Weapon Law Violations	3	3	0
Driving Under The Influence	4	4	0
Drunkenness	6	6	0
Liquor Law Violations	17	15	2
All Other Offenses	21	20	1
Others	2	2	0
<b>Quincy SP</b>	<b>145</b>	<b>142</b>	<b>3</b>

# ARRESTS (Group "A" and "B") by AGENCY

## 2002

# of ARRESTS	Adult Arrests	Juvenile Arrests
--------------	---------------	------------------

### So Charleston SP

Aggravated Assault	8	8	0
Simple Assault	29	28	1
Intimidation	2	2	0
Burglary/Breaking & Entering	1	1	0
Counterfeiting/Forgery	2	2	0
Destruction/Damage/Vandalism of Property	5	2	3
False Pretenses/Swindle/Confidence Game	3	3	0
Shoplifting	2	1	1
Theft From Motor Vehicle	2	2	0
Motor Vehicle Theft	1	0	1
Stolen Property Offenses	3	3	0
Drug/Narcotic Violations	72	66	6
Weapon Law Violations	2	2	0
Disorderly Conduct	1	1	0
Driving Under The Influence	30	30	0
Drunkenness	1	1	0
Liquor Law Violations	1	0	1
Trespass of Real Property	1	1	0
All Other Offenses	19	18	1
Others	1	1	0

<b>So Charleston SP</b>	<b>TOTAL</b>	<b>186</b>	<b>172</b>	<b>14</b>
-------------------------	--------------	------------	------------	-----------

### South Charleston PD

Simple Assault	1	1	0
Intimidation	1	1	0
Shoplifting	7	7	0
Theft From Motor Vehicle	1	1	0
Stolen Property Offenses	1	1	0
Drug/Narcotic Violations	8	8	0
Weapon Law Violations	3	3	0
Driving Under The Influence	2	2	0
Drunkenness	8	8	0
Liquor Law Violations	1	1	0
All Other Offenses	3	3	0

<b>South Charleston PD</b>	<b>TOTAL</b>	<b>36</b>	<b>36</b>	<b>0</b>
----------------------------	--------------	-----------	-----------	----------



# ARRESTS (Group "A" and "B") by AGENCY

## 2002

# of ARRESTS	Adult Arrests	Juvenile Arrests
--------------	---------------	------------------

<b><u>St Albans PD</u></b>				
Forcible Rape	1	1	0	
Sexual Assault With An Object	1	1	0	
Aggravated Assault	14	12	2	
Simple Assault	21	20	1	
Intimidation	2	2	0	
Kidnaping/Abduction	1	1	0	
Burglary/Breaking & Entering	3	3	0	
Counterfeiting/Forgery	4	3	1	
Destruction/Damage/Vandalism of Property	2	2	0	
False Pretenses/Swindle/Confidence Game	2	2	0	
Shoplifting	3	3	0	
Theft From Building	5	5	0	
Theft From Motor Vehicle	2	2	0	
Motor Vehicle Theft	7	7	0	
Weapon Law Violations	2	2	0	
Others	1	1	0	
<b>St Albans PD</b>	<b>TOTAL</b>	<b>71</b>	<b>67</b>	<b>4</b>
<b><u>Turnpike - Kanawha</u></b>				
Aggravated Assault	1	1	0	
Simple Assault	1	1	0	
Robbery	2	1	1	
Motor Vehicle Theft	2	1	1	
Stolen Property Offenses	7	1	6	
Drug/Narcotic Violations	26	25	1	
Weapon Law Violations	2	2	0	
Driving Under The Influence	49	49	0	
All Other Offenses	5	5	0	
Others	1	1	0	
<b>Turnpike - Kanawha</b>	<b>TOTAL</b>	<b>96</b>	<b>87</b>	<b>9</b>
<b><u>WVSC Security</u></b>				
Forcible Rape	1	1	0	
Simple Assault	10	10	0	
Intimidation	1	1	0	
Destruction/Damage/Vandalism of Property	2	2	0	
Drug/Narcotic Violations	1	1	0	
Disorderly Conduct	1	1	0	
Driving Under The Influence	2	2	0	
Drunkenness	2	1	0	
Trespass of Real Property	1	1	0	
<b>WVSC Security</b>	<b>TOTAL</b>	<b>21</b>	<b>20</b>	<b>0</b>
<b>Kanawha County</b>	<b>TOTAL</b>	<b>4,684</b>	<b>4,399</b>	<b>273</b>

# ARRESTS (Group "A" and "B") by AGENCY

**2002**

# of ARRESTS	Adult Arrests	Juvenile Arrests
--------------	---------------	------------------

## Lewis County

### DNR - 3 - Lewis

Drug/Narcotic Violations	8	8	0	
Weapon Law Violations	1	1	0	
All Other Offenses	117	108	9	
<b>DNR - 3 - Lewis</b>				<b>TOTAL</b>
	<b>126</b>	<b>117</b>	<b>9</b>	

### Lewis Co SO

Aggravated Assault	7	7	0	
Simple Assault	29	29	0	
Intimidation	4	4	0	
Destruction/Damage/Vandalism of Property	4	2	2	
Shoplifting	1	1	0	
Theft From Building	2	2	0	
Drug/Narcotic Violations	2	2	0	
Weapon Law Violations	2	2	0	
Bad Checks	7	7	0	
Driving Under The Influence	35	35	0	
Drunkenness	1	1	0	
Liquor Law Violations	44	27	17	
Trespass of Real Property	2	2	0	
All Other Offenses	11	9	2	
<b>Lewis Co SO</b>				<b>TOTAL</b>
	<b>151</b>	<b>130</b>	<b>21</b>	

### Weston PD

Aggravated Assault	3	3	0	
Simple Assault	20	14	6	
Intimidation	4	4	0	
Destruction/Damage/Vandalism of Property	3	3	0	
Theft From Motor Vehicle	2	2	0	
Theft of Motor Vehicle Parts/Accessories	1	1	0	
Stolen Property Offenses	1	1	0	
Drug/Narcotic Violations	4	4	0	
Driving Under The Influence	26	26	0	
Liquor Law Violations	3	0	3	
All Other Offenses	2	2	0	
Others	5	5	0	
<b>Weston PD</b>				<b>TOTAL</b>
	<b>74</b>	<b>65</b>	<b>9</b>	

# ARRESTS (Group "A" and "B") by AGENCY

## 2002

# of ARRESTS	Adult Arrests	Juvenile Arrests
--------------	---------------	------------------

### Weston SP

Sexual Assault With An Object	1	1	0
Statutory Rape	1	1	0
Aggravated Assault	2	2	0
Simple Assault	14	14	0
Intimidation	5	5	0
Kidnaping/Abduction	1	1	0
Burglary/Breaking & Entering	2	2	0
Counterfeiting/Forgery	5	5	0
Destruction/Damage/Vandalism of Property	4	4	0
False Pretenses/Swindle/Confidence Game	2	2	0
Impersonation	1	1	0
Shoplifting	1	1	0
Theft From Building	3	3	0
Drug/Narcotic Violations	23	23	0
Bad Checks	1	1	0
Disorderly Conduct	2	2	0
Driving Under The Influence	12	12	0
Drunkenness	4	4	0
Family Offenses (Nonviolent)	1	1	0
Liquor Law Violations	10	8	2
Trespass of Real Property	3	3	0
All Other Offenses	27	26	1
Others	2	2	0
<b>Weston SP</b>	<b>TOTAL</b>	<b>127</b>	<b>124</b>
<b>Lewis</b>	<b>County</b>	<b>TOTAL</b>	<b>478</b>
		<b>436</b>	<b>42</b>

### **Lincoln County**

<b><u>DNR - 5 - Lincoln</u></b>			
All Other Offenses	31	29	0
<b>DNR - 5 - Lincoln</b>	<b>TOTAL</b>	<b>31</b>	<b>29</b>
		<b>0</b>	<b>0</b>

# ARRESTS (Group "A" and "B") by AGENCY

## 2002

# of ARRESTS	Adult Arrests	Juvenile Arrests
--------------	---------------	------------------

### Hamlin SP

Murder and Nonnegligent Manslaughter	3	3	0
Forcible Rape	2	2	0
Sexual Assault With An Object	1	1	0
Forcible Fondling	3	2	1
Statutory Rape	1	1	0
Aggravated Assault	21	21	0
Simple Assault	99	97	2
Intimidation	7	7	0
Kidnaping/Abduction	2	2	0
Burglary/Breaking & Entering	10	10	0
Counterfeiting/Forgery	5	5	0
Destruction/Damage/Vandalism of Property	14	14	0
False Pretenses/Swindle/Confidence Game	1	1	0
Wire Fraud	1	1	0
Shoplifting	1	1	0
Theft From Building	4	2	2
Theft From Motor Vehicle	1	1	0
Motor Vehicle Theft	4	3	1
Stolen Property Offenses	4	4	0
Drug/Narcotic Violations	27	26	1
Weapon Law Violations	5	5	0
Driving Under The Influence	30	30	0
Drunkenness	10	10	0
Liquor Law Violations	14	10	4
All Other Offenses	21	19	2
Others	1	1	0

<b>Hamlin SP</b>	<b>TOTAL</b>	<b>292</b>	<b>279</b>	<b>13</b>
------------------	--------------	------------	------------	-----------

### Lincoln Co SO

Destruction/Damage/Vandalism of Property	2	2	0
Drunkenness	1	1	0
All Other Offenses	1	1	0

<b>Lincoln Co SO</b>	<b>TOTAL</b>	<b>4</b>	<b>4</b>	<b>0</b>
----------------------	--------------	----------	----------	----------

<b>Lincoln</b>	<b>County</b>	<b>TOTAL</b>	<b>327</b>	<b>312</b>	<b>13</b>
----------------	---------------	--------------	------------	------------	-----------

**Logan County**

# ARRESTS (Group "A" and "B") by AGENCY

2002

# of ARRESTS	Adult Arrests	Juvenile Arrests
--------------	---------------	------------------

## Chapmanville PD

Aggravated Assault	5	5	0
Simple Assault	4	4	0
Wire Fraud	1	1	0
Shoplifting	3	3	0
Stolen Property Offenses	1	1	0
Drug/Narcotic Violations	3	3	0
Bad Checks	1	1	0
Driving Under The Influence	16	16	0
Drunkenness	1	1	0
Liquor Law Violations	1	1	0
All Other Offenses	6	6	0
Others	3	3	0

**Chapmanville PD**                      **TOTAL**                      **45**                      **45**                      **0**

## DNR - 5 - Logan

Drug/Narcotic Violations	4	4	0
Weapon Law Violations	2	2	0
All Other Offenses	123	106	16

**DNR - 5 - Logan**                      **TOTAL**                      **129**                      **112**                      **16**

## Logan Co SO

Aggravated Assault	1	1	0
Simple Assault	27	26	1
Intimidation	7	7	0
Robbery	1	1	0
Burglary/Breaking & Entering	2	2	0
Destruction/Damage/Vandalism of Property	3	2	1
Shoplifting	2	2	0
Drug/Narcotic Violations	2	0	2
Weapon Law Violations	1	1	0
Driving Under The Influence	26	26	0
Drunkenness	1	1	0
Liquor Law Violations	3	3	0
All Other Offenses	11	11	0
Others	1	1	0

**Logan Co SO**                      **TOTAL**                      **88**                      **84**                      **4**

# ARRESTS (Group "A" and "B") by AGENCY

---

## 2002

# of ARRESTS	Adult Arrests	Juvenile Arrests
--------------	---------------	------------------

### Logan PD

Aggravated Assault	6	6	0
Simple Assault	32	32	0
Intimidation	4	4	0
Burglary/Breaking & Entering	2	2	0
Counterfeiting/Forgery	1	1	0
Destruction/Damage/Vandalism of Property	4	3	1
False Pretenses/Swindle/Confidence Game	2	2	0
Shoplifting	92	75	17
Theft From Building	2	2	0
Theft From Coin Operated Machine or Device	1	1	0
Theft From Motor Vehicle	2	1	1
Motor Vehicle Theft	2	2	0
Drug/Narcotic Violations	10	4	6
Weapon Law Violations	1	1	0
Bad Checks	1	1	0
Disorderly Conduct	1	1	0
Driving Under The Influence	17	17	0
Drunkenness	8	8	0
Liquor Law Violations	3	3	0
Trespass of Real Property	2	2	0
All Other Offenses	3	3	0
Others	4	4	0
<b>Logan PD</b>	<b>200</b>	<b>175</b>	<b>25</b>
<b>TOTAL</b>	<b>200</b>	<b>175</b>	<b>25</b>

# ARRESTS (Group "A" and "B") by AGENCY

## 2002

# of ARRESTS	Adult Arrests	Juvenile Arrests
--------------	---------------	------------------

### Logan SP

Murder and Nonnegligent Manslaughter	1	1	0
Forcible Rape	2	2	0
Sexual Assault With An Object	1	1	0
Forcible Fondling	1	1	0
Statutory Rape	1	1	0
Aggravated Assault	72	69	3
Simple Assault	174	163	11
Intimidation	28	28	0
Robbery	8	8	0
Arson	3	3	0
Burglary/Breaking & Entering	40	36	4
Counterfeiting/Forgery	15	15	0
Destruction/Damage/Vandalism of Property	37	29	8
False Pretenses/Swindle/Confidence Game	8	8	0
Shoplifting	9	7	2
Theft From Building	8	7	1
Theft From Coin Operated Machine or Device	1	1	0
Theft From Motor Vehicle	8	4	4
Theft of Motor Vehicle Parts/Accessories	6	1	5
Motor Vehicle Theft	13	10	3
Stolen Property Offenses	9	9	0
Drug/Narcotic Violations	75	73	2
Drug Equipment Violations	4	4	0
Weapon Law Violations	9	9	0
Disorderly Conduct	2	2	0
Driving Under The Influence	60	60	0
Drunkenness	4	4	0
Liquor Law Violations	2	1	1
Runaway	1	0	1
Trespass of Real Property	2	2	0
All Other Offenses	61	61	0
Others	13	12	1
<b>Logan SP</b>	<b>TOTAL</b>	<b>678</b>	<b>632</b>
		<b>46</b>	

# ARRESTS (Group "A" and "B") by AGENCY

## 2002

# of ARRESTS	Adult Arrests	Juvenile Arrests
--------------	---------------	------------------

### Man PD

Aggravated Assault	1	1	0
Simple Assault	9	9	0
Robbery	3	3	0
Arson	2	0	2
Burglary/Breaking & Entering	5	5	0
Counterfeiting/Forgery	4	4	0
Pocket-picking	1	1	0
Shoplifting	2	2	0
Theft From Coin Operated Machine or Device	1	1	0
Theft From Motor Vehicle	2	2	0
Stolen Property Offenses	2	2	0
Drug/Narcotic Violations	4	2	2
Driving Under The Influence	20	20	0
Drunkenness	6	6	0
All Other Offenses	5	5	0
Others	1	1	0
<b>Man PD</b>	<b>68</b>	<b>64</b>	<b>4</b>

**TOTAL**

### West Logan PD

Simple Assault	1	1	0
Theft of Motor Vehicle Parts/Accessories	1	1	0
Driving Under The Influence	1	1	0
Others	2	0	2
<b>West Logan PD</b>	<b>5</b>	<b>3</b>	<b>2</b>

**TOTAL**

<b>Logan</b>	<b>County</b>	<b>TOTAL</b>	<b>1,213</b>	<b>1,115</b>	<b>97</b>
--------------	---------------	--------------	--------------	--------------	-----------

## Marion County

### DNR - 1 - Marion

Drug/Narcotic Violations	2	1	1
Weapon Law Violations	1	1	0
All Other Offenses	106	92	14
<b>DNR - 1 - Marion</b>	<b>109</b>	<b>94</b>	<b>15</b>

**TOTAL**

### Fairmont Campus Police

Theft From Building	1	1	0
Drug/Narcotic Violations	1	1	0
Disorderly Conduct	2	2	0
All Other Offenses	1	0	1
<b>Fairmont Campus Police</b>	<b>5</b>	<b>4</b>	<b>1</b>

**TOTAL**



# ARRESTS (Group "A" and "B") by AGENCY

## 2002

	# of ARRESTS	Adult Arrests	Juvenile Arrests
<b>Fairmont PD</b>			
Murder and Nonnegligent Manslaughter	2	2	0
Forcible Rape	1	1	0
Forcible Fondling	1	1	0
Statutory Rape	1	1	0
Aggravated Assault	8	8	0
Simple Assault	66	64	1
Intimidation	19	16	2
Kidnaping/Abduction	1	1	0
Robbery	2	2	0
Burglary/Breaking & Entering	35	23	11
Counterfeiting/Forgery	5	5	0
Destruction/Damage/Vandalism of Property	13	12	1
False Pretenses/Swindle/Confidence Game	2	2	0
Shoplifting	28	24	4
Theft From Building	7	7	0
Theft From Motor Vehicle	2	2	0
Motor Vehicle Theft	8	4	3
Drug/Narcotic Violations	7	6	0
Weapon Law Violations	2	2	0
Bad Checks	16	16	0
Disorderly Conduct	19	19	0
Driving Under The Influence	155	155	0
Drunkenness	68	68	0
Family Offenses (Nonviolent)	1	1	0
Liquor Law Violations	9	9	0
Peeping Tom	1	1	0
Trespass of Real Property	9	9	0
All Other Offenses	132	132	0
Others	3	3	0
<b>Fairmont PD</b>	<b>623</b>	<b>596</b>	<b>22</b>
<b>TOTAL</b>	<b>623</b>	<b>596</b>	<b>22</b>

# ARRESTS (Group "A" and "B") by AGENCY

## 2002

# of ARRESTS	Adult Arrests	Juvenile Arrests
--------------	---------------	------------------

### Fairmont SP

Murder and Nonnegligent Manslaughter	1	0	1
Forcible Rape	1	1	0
Aggravated Assault	3	3	0
Simple Assault	17	15	2
Intimidation	2	2	0
Robbery	1	1	0
Burglary/Breaking & Entering	1	1	0
Counterfeiting/Forgery	17	17	0
Destruction/Damage/Vandalism of Property	3	2	1
False Pretenses/Swindle/Confidence Game	2	2	0
Credit Card/Automatic Teller Fraud	1	1	0
Impersonation	1	1	0
Shoplifting	3	3	0
Theft From Building	1	1	0
Theft of Motor Vehicle Parts/Accessories	1	1	0
Motor Vehicle Theft	1	0	1
Drug/Narcotic Violations	7	6	1
Weapon Law Violations	1	1	0
Driving Under The Influence	30	30	0
Drunkenness	1	1	0
Liquor Law Violations	3	3	0
Trespass of Real Property	2	1	1
All Other Offenses	6	5	1
Others	2	2	0

<b>Fairmont SP</b>	<b>TOTAL</b>	<b>108</b>	<b>100</b>	<b>8</b>
--------------------	--------------	------------	------------	----------

### Fairview PD

Statutory Rape	1	1	0
----------------	---	---	---

<b>Fairview PD</b>	<b>TOTAL</b>	<b>1</b>	<b>1</b>	<b>0</b>
--------------------	--------------	----------	----------	----------

### Grant Town PD

Driving Under The Influence	1	1	0
-----------------------------	---	---	---

<b>Grant Town PD</b>	<b>TOTAL</b>	<b>1</b>	<b>1</b>	<b>0</b>
----------------------	--------------	----------	----------	----------

### Mannington PD

Simple Assault	13	11	2
Burglary/Breaking & Entering	3	3	0
Destruction/Damage/Vandalism of Property	3	3	0
Drug/Narcotic Violations	3	2	1
Weapon Law Violations	1	1	0
Bad Checks	1	1	0
Driving Under The Influence	18	18	0
Liquor Law Violations	1	1	0
Others	1	1	0

<b>Mannington PD</b>	<b>TOTAL</b>	<b>44</b>	<b>41</b>	<b>3</b>
----------------------	--------------	-----------	-----------	----------

# ARRESTS (Group "A" and "B") by AGENCY

## 2002

# of ARRESTS	Adult Arrests	Juvenile Arrests
--------------	---------------	------------------

### Marion Co SO

Statutory Rape	2	1	1
Aggravated Assault	17	15	2
Simple Assault	86	80	6
Intimidation	10	9	1
Arson	1	1	0
Burglary/Breaking & Entering	14	10	3
Counterfeiting/Forgery	3	3	0
Destruction/Damage/Vandalism of Property	19	18	1
False Pretenses/Swindle/Confidence Game	8	8	0
Pocket-picking	1	1	0
Shoplifting	4	3	1
Theft of Motor Vehicle Parts/Accessories	1	1	0
Motor Vehicle Theft	4	3	1
Stolen Property Offenses	3	3	0
Drug/Narcotic Violations	4	3	1
Weapon Law Violations	3	3	0
Bad Checks	2	2	0
Driving Under The Influence	94	93	0
Drunkenness	3	3	0
Family Offenses (Nonviolent)	2	2	0
Liquor Law Violations	16	16	0
Trespass of Real Property	7	7	0
All Other Offenses	45	45	0
Others	9	6	3

<b>Marion Co SO</b>	<b>TOTAL</b>	<b>358</b>	<b>336</b>	<b>20</b>
---------------------	--------------	------------	------------	-----------

### Rivesville PD

Aggravated Assault	1	1	0
--------------------	---	---	---

<b>Rivesville PD</b>	<b>TOTAL</b>	<b>1</b>	<b>1</b>	<b>0</b>
----------------------	--------------	----------	----------	----------

<b>Marion</b>	<b>County</b>	<b>TOTAL</b>	<b>1,250</b>	<b>1,174</b>	<b>69</b>
---------------	---------------	--------------	--------------	--------------	-----------

**Marshall County**

# ARRESTS (Group "A" and "B") by AGENCY

## 2002

# of ARRESTS	Adult Arrests	Juvenile Arrests
--------------	---------------	------------------

### Benwood PD

Aggravated Assault	1	1	0
Simple Assault	16	16	0
Counterfeiting/Forgery	1	1	0
False Pretenses/Swindle/Confidence Game	1	1	0
Shoplifting	12	12	0
Drug/Narcotic Violations	1	1	0
Disorderly Conduct	1	1	0
Driving Under The Influence	4	4	0
Drunkenness	5	5	0
Trespass of Real Property	1	1	0
All Other Offenses	2	2	0

<b>Benwood PD</b>		<b>TOTAL</b>	<b>45</b>	<b>45</b>	<b>0</b>
-------------------	--	--------------	-----------	-----------	----------

### Cameron PD

Simple Assault	4	4	0
Disorderly Conduct	3	3	0
Driving Under The Influence	2	2	0
Drunkenness	1	1	0
Liquor Law Violations	1	0	1
All Other Offenses	3	3	0

<b>Cameron PD</b>		<b>TOTAL</b>	<b>14</b>	<b>13</b>	<b>1</b>
-------------------	--	--------------	-----------	-----------	----------

### DNR - 1 - Marshall

Drug/Narcotic Violations	2	2	0
Weapon Law Violations	1	1	0
All Other Offenses	71	65	6

<b>DNR - 1 - Marshall</b>		<b>TOTAL</b>	<b>74</b>	<b>68</b>	<b>6</b>
---------------------------	--	--------------	-----------	-----------	----------

### Glen Dale PD

Aggravated Assault	2	2	0
Simple Assault	3	3	0
Counterfeiting/Forgery	1	1	0
Drug/Narcotic Violations	3	2	1
Drug Equipment Violations	1	1	0
Bad Checks	1	1	0
Driving Under The Influence	24	24	0
All Other Offenses	5	5	0

<b>Glen Dale PD</b>		<b>TOTAL</b>	<b>40</b>	<b>39</b>	<b>1</b>
---------------------	--	--------------	-----------	-----------	----------

# ARRESTS (Group "A" and "B") by AGENCY

## 2002

# of ARRESTS	Adult Arrests	Juvenile Arrests
--------------	---------------	------------------

### Marshall Co SO

Forcible Sodomy	1	1	0
Aggravated Assault	3	2	1
Simple Assault	48	42	6
Intimidation	1	1	0
Burglary/Breaking & Entering	2	2	0
Destruction/Damage/Vandalism of Property	2	2	0
False Pretenses/Swindle/Confidence Game	1	1	0
Theft From Building	1	0	1
Drug/Narcotic Violations	4	3	1
Weapon Law Violations	2	1	1
Bad Checks	15	15	0
Driving Under The Influence	51	48	3
Drunkenness	3	3	0
Family Offenses (Nonviolent)	3	3	0
Liquor Law Violations	4	0	4
Runaway	7	0	7
Trespass of Real Property	2	2	0
All Other Offenses	84	69	15

<b>Marshall Co SO</b>	<b>TOTAL</b>	<b>234</b>	<b>195</b>	<b>39</b>
-----------------------	--------------	------------	------------	-----------

### Mc Mechen PD

Simple Assault	2	2	0
Theft From Building	1	1	0
Theft From Motor Vehicle	1	1	0
Disorderly Conduct	2	2	0
Driving Under The Influence	7	6	1
Drunkenness	1	1	0
All Other Offenses	3	3	0

<b>Mc Mechen PD</b>	<b>TOTAL</b>	<b>17</b>	<b>16</b>	<b>1</b>
---------------------	--------------	-----------	-----------	----------

# ARRESTS (Group "A" and "B") by AGENCY

## 2002

# of ARRESTS	Adult Arrests	Juvenile Arrests
--------------	---------------	------------------

### Moundsville PD

Forcible Fondling	3	3	0
Aggravated Assault	1	1	0
Simple Assault	61	57	4
Intimidation	3	3	0
Burglary/Breaking & Entering	6	4	2
Counterfeiting/Forgery	1	1	0
Destruction/Damage/Vandalism of Property	2	2	0
False Pretenses/Swindle/Confidence Game	2	2	0
Shoplifting	9	9	0
Theft From Building	5	3	2
Theft From Coin Operated Machine or Device	1	1	0
Theft From Motor Vehicle	1	1	0
Drug/Narcotic Violations	11	8	3
Weapon Law Violations	4	4	0
Bad Checks	20	20	0
Curfew/Loitering/Vagrancy Violations	1	0	1
Disorderly Conduct	70	69	1
Driving Under The Influence	30	30	0
Drunkenness	25	25	0
Family Offenses (Nonviolent)	2	2	0
Liquor Law Violations	5	2	3
Trespass of Real Property	2	2	0
All Other Offenses	77	74	3
Others	7	5	2
<b>Moundsville PD</b>	<b>TOTAL</b>	<b>349</b>	<b>328</b>
			<b>21</b>

# ARRESTS (Group "A" and "B") by AGENCY

## 2002

# of ARRESTS	Adult Arrests	Juvenile Arrests
--------------	---------------	------------------

### Moundsville SP

Forcible Sodomy	1	1	0	
Sexual Assault With An Object	1	1	0	
Forcible Fondling	2	2	0	
Statutory Rape	1	0	1	
Aggravated Assault	4	4	0	
Simple Assault	11	11	0	
Intimidation	4	3	1	
Burglary/Breaking & Entering	1	0	1	
Destruction/Damage/Vandalism of Property	2	2	0	
False Pretenses/Swindle/Confidence Game	2	2	0	
Drug/Narcotic Violations	12	12	0	
Disorderly Conduct	1	1	0	
Driving Under The Influence	16	16	0	
Liquor Law Violations	2	2	0	
Trespass of Real Property	1	1	0	
All Other Offenses	6	6	0	
Others	3	3	0	
<b>Moundsville SP</b>	<b>TOTAL</b>	<b>70</b>	<b>67</b>	<b>3</b>
<b>Marshall County</b>	<b>TOTAL</b>	<b>843</b>	<b>771</b>	<b>72</b>

### Mason County

#### DNR - 5 - Mason

Drug/Narcotic Violations	1	1	0	
Weapon Law Violations	2	2	0	
All Other Offenses	70	62	4	
<b>DNR - 5 - Mason</b>	<b>TOTAL</b>	<b>73</b>	<b>65</b>	<b>4</b>

#### FIRE MARSHAL - Mason

Arson	1	1	0	
<b>FIRE MARSHAL - Mason</b>	<b>TOTAL</b>	<b>1</b>	<b>1</b>	<b>0</b>

#### Hartford PD

Driving Under The Influence	1	1	0	
<b>Hartford PD</b>	<b>TOTAL</b>	<b>1</b>	<b>1</b>	<b>0</b>

#### Henderson PD

Simple Assault	1	1	0	
Driving Under The Influence	9	9	0	
<b>Henderson PD</b>	<b>TOTAL</b>	<b>10</b>	<b>10</b>	<b>0</b>

# ARRESTS (Group "A" and "B") by AGENCY

---

## 2002

# of ARRESTS	Adult Arrests	Juvenile Arrests
--------------	---------------	------------------

<b><u>Mason Co SO</u></b>				
Aggravated Assault	1	1	0	
Simple Assault	16	16	0	
Intimidation	3	2	1	
Destruction/Damage/Vandalism of Property	4	4	0	
Drug/Narcotic Violations	2	2	0	
Driving Under The Influence	3	3	0	
All Other Offenses	3	3	0	
Others	1	1	0	
<b>Mason Co SO</b>	<b>TOTAL</b>	<b>33</b>	<b>32</b>	<b>1</b>
<b><u>Mason PD</u></b>				
Burglary/Breaking & Entering	1	1	0	
Destruction/Damage/Vandalism of Property	1	1	0	
Shoplifting	1	1	0	
Theft From Motor Vehicle	2	2	0	
Weapon Law Violations	1	1	0	
Driving Under The Influence	6	6	0	
All Other Offenses	1	1	0	
Others	1	1	0	
<b>Mason PD</b>	<b>TOTAL</b>	<b>14</b>	<b>14</b>	<b>0</b>
<b><u>New Haven PD</u></b>				
Simple Assault	7	7	0	
Burglary/Breaking & Entering	2	2	0	
Theft From Motor Vehicle	1	1	0	
Driving Under The Influence	11	11	0	
Liquor Law Violations	1	1	0	
All Other Offenses	2	2	0	
<b>New Haven PD</b>	<b>TOTAL</b>	<b>24</b>	<b>24</b>	<b>0</b>



# ARRESTS (Group "A" and "B") by AGENCY

---

## 2002

	# of ARRESTS	Adult Arrests	Juvenile Arrests
<b>Point Pleasant PD</b>			
Aggravated Assault	3	2	1
Simple Assault	23	21	2
Intimidation	15	15	0
Arson	1	1	0
Burglary/Breaking & Entering	6	5	1
Counterfeiting/Forgery	2	2	0
Destruction/Damage/Vandalism of Property	14	4	10
False Pretenses/Swindle/Confidence Game	2	2	0
Shoplifting	15	15	0
Theft From Building	3	3	0
Motor Vehicle Theft	2	2	0
Drug/Narcotic Violations	14	12	2
Weapon Law Violations	2	2	0
Bad Checks	1	1	0
Disorderly Conduct	1	1	0
Driving Under The Influence	24	24	0
Drunkenness	14	14	0
Liquor Law Violations	29	27	2
All Other Offenses	8	7	1
Others	4	4	0
<b>Point Pleasant PD</b>	<b>TOTAL</b>	<b>183</b>	<b>164</b>
		<b>19</b>	

# ARRESTS (Group "A" and "B") by AGENCY

## 2002

# of ARRESTS	Adult Arrests	Juvenile Arrests
--------------	---------------	------------------

### Point Pleasant SP

Murder and Nonnegligent Manslaughter	3	3	0	
Negligent Manslaughter	6	6	0	
Forcible Fondling	1	1	0	
Statutory Rape	1	1	0	
Aggravated Assault	2	2	0	
Simple Assault	9	9	0	
Intimidation	4	3	1	
Arson	1	1	0	
Burglary/Breaking & Entering	6	5	1	
Counterfeiting/Forgery	2	2	0	
Destruction/Damage/Vandalism of Property	4	4	0	
False Pretenses/Swindle/Confidence Game	2	2	0	
Theft From Building	1	1	0	
Stolen Property Offenses	3	3	0	
Drug/Narcotic Violations	46	45	1	
Weapon Law Violations	5	5	0	
Driving Under The Influence	29	29	0	
Drunkenness	1	1	0	
Liquor Law Violations	14	14	0	
Trespass of Real Property	3	3	0	
All Other Offenses	26	20	6	
Others	1	1	0	
<b>Point Pleasant SP</b>	<b>TOTAL</b>	<b>170</b>	<b>161</b>	<b>9</b>
<b>Mason County</b>	<b>TOTAL</b>	<b>509</b>	<b>472</b>	<b>33</b>

### McDowell County

#### Bradshaw PD

Burglary/Breaking & Entering	1	1	0	
Counterfeiting/Forgery	2	2	0	
Theft From Building	2	2	0	
Stolen Property Offenses	1	1	0	
Drug/Narcotic Violations	5	5	0	
Driving Under The Influence	2	2	0	
Drunkenness	1	1	0	
Liquor Law Violations	1	1	0	
All Other Offenses	1	1	0	
<b>Bradshaw PD</b>	<b>TOTAL</b>	<b>16</b>	<b>16</b>	<b>0</b>
<b>Davy PD</b>	<b>TOTAL</b>	<b>1</b>	<b>1</b>	<b>0</b>

# ARRESTS (Group "A" and "B") by AGENCY

## 2002

# of ARRESTS	Adult Arrests	Juvenile Arrests
--------------	---------------	------------------

### DNR - 4 - McDowell

Simple Assault	2	2	0
Intimidation	2	2	0
Burglary/Breaking & Entering	1	1	0
Drug/Narcotic Violations	1	1	0
All Other Offenses	61	57	4

<b>DNR - 4 - McDowell</b>	<b>TOTAL</b>	<b>67</b>	<b>63</b>	<b>4</b>
---------------------------	--------------	-----------	-----------	----------

### Mc Dowell Co SO

Forcible Rape	1	1	0
Sexual Assault With An Object	1	1	0
Statutory Rape	1	1	0
Aggravated Assault	15	15	0
Simple Assault	113	113	0
Intimidation	47	47	0
Robbery	2	2	0
Burglary/Breaking & Entering	21	21	0
Counterfeiting/Forgery	4	4	0
Destruction/Damage/Vandalism of Property	10	10	0
False Pretenses/Swindle/Confidence Game	5	5	0
Theft From Building	12	12	0
Theft From Motor Vehicle	2	2	0
Theft of Motor Vehicle Parts/Accessories	1	1	0
Motor Vehicle Theft	1	1	0
Stolen Property Offenses	5	5	0
Drug/Narcotic Violations	41	41	0
Weapon Law Violations	8	8	0
Bad Checks	59	59	0
Disorderly Conduct	4	4	0
Driving Under The Influence	60	60	0
Drunkenness	1	1	0
Family Offenses (Nonviolent)	1	1	0
Liquor Law Violations	11	11	0
Trespass of Real Property	6	6	0
All Other Offenses	158	158	0
Others	10	10	0

<b>Mc Dowell Co SO</b>	<b>TOTAL</b>	<b>600</b>	<b>600</b>	<b>0</b>
------------------------	--------------	------------	------------	----------

# ARRESTS (Group "A" and "B") by AGENCY

---

## 2002

# of ARRESTS	Adult Arrests	Juvenile Arrests
--------------	---------------	------------------

### North Fork PD

Aggravated Assault	1	1	0
Simple Assault	2	2	0
Intimidation	1	1	0
Shoplifting	1	1	0
Stolen Property Offenses	3	3	0
Drug/Narcotic Violations	2	2	0
Driving Under The Influence	6	6	0
Trespass of Real Property	1	1	0
All Other Offenses	1	1	0

<b>North Fork PD</b>	<b>TOTAL</b>	<b>18</b>	<b>18</b>	<b>0</b>
----------------------	--------------	-----------	-----------	----------

### War PD

Statutory Rape	1	1	0
Aggravated Assault	3	3	0
Simple Assault	22	22	0
Intimidation	9	9	0
Burglary/Breaking & Entering	4	4	0
Destruction/Damage/Vandalism of Property	1	1	0
Shoplifting	2	2	0
Theft From Building	2	2	0
Drug/Narcotic Violations	8	8	0
Driving Under The Influence	7	7	0
Liquor Law Violations	3	3	0
All Other Offenses	8	8	0
Others	3	3	0

<b>War PD</b>	<b>TOTAL</b>	<b>73</b>	<b>73</b>	<b>0</b>
---------------	--------------	-----------	-----------	----------

# ARRESTS (Group "A" and "B") by AGENCY

## 2002

# of ARRESTS	Adult Arrests	Juvenile Arrests
--------------	---------------	------------------

### Welch PD

Aggravated Assault	7	7	0
Simple Assault	65	64	1
Intimidation	12	12	0
Robbery	1	1	0
Burglary/Breaking & Entering	1	1	0
Counterfeiting/Forgery	2	2	0
Destruction/Damage/Vandalism of Property	8	8	0
False Pretenses/Swindle/Confidence Game	3	3	0
Shoplifting	8	6	2
Drug/Narcotic Violations	25	25	0
Bad Checks	19	19	0
Disorderly Conduct	1	1	0
Driving Under The Influence	43	42	1
Drunkenness	26	26	0
Liquor Law Violations	10	5	5
Trespass of Real Property	1	1	0
All Other Offenses	18	18	0
Others	8	6	2

<b>Welch PD</b>	<b>TOTAL</b>	<b>258</b>	<b>247</b>	<b>11</b>
-----------------	--------------	------------	------------	-----------

### Welch SP

Aggravated Assault	3	3	0
Simple Assault	17	17	0
Intimidation	3	3	0
Burglary/Breaking & Entering	1	1	0
Counterfeiting/Forgery	1	1	0
Destruction/Damage/Vandalism of Property	1	1	0
Shoplifting	1	1	0
Stolen Property Offenses	2	2	0
Driving Under The Influence	7	7	0
Drunkenness	2	2	0
Trespass of Real Property	1	1	0
All Other Offenses	13	13	0
Others	2	2	0

<b>Welch SP</b>	<b>TOTAL</b>	<b>54</b>	<b>54</b>	<b>0</b>
-----------------	--------------	-----------	-----------	----------

<b>McDowell County</b>	<b>TOTAL</b>	<b>1,087</b>	<b>1,072</b>	<b>15</b>
------------------------	--------------	--------------	--------------	-----------

## Mercer County

### Athens PD

Theft From Motor Vehicle	1	1	0
--------------------------	---	---	---

<b>Athens PD</b>	<b>TOTAL</b>	<b>1</b>	<b>1</b>	<b>0</b>
------------------	--------------	----------	----------	----------

# ARRESTS (Group "A" and "B") by AGENCY

## 2002

# of ARRESTS	Adult Arrests	Juvenile Arrests
--------------	---------------	------------------

### Bluefield College

Others	1	1	0
<b>Bluefield College</b>			
<b>TOTAL</b>	<b>1</b>	<b>1</b>	<b>0</b>

### Bluefield PD

Murder and Nonnegligent Manslaughter	1	1	0
Forcible Rape	2	2	0
Forcible Fondling	1	1	0
Statutory Rape	2	2	0
Aggravated Assault	19	17	2
Simple Assault	163	155	8
Intimidation	4	4	0
Kidnaping/Abduction	1	1	0
Robbery	2	2	0
Arson	1	1	0
Burglary/Breaking & Entering	14	13	1
Counterfeiting/Forgery	7	6	1
Destruction/Damage/Vandalism of Property	27	24	3
False Pretenses/Swindle/Confidence Game	6	6	0
Shoplifting	2	2	0
Theft From Motor Vehicle	6	3	3
Motor Vehicle Theft	4	2	2
Stolen Property Offenses	1	1	0
Drug/Narcotic Violations	81	79	2
Assisting or Promoting Prostitution	1	1	0
Weapon Law Violations	11	10	1
Bad Checks	1	1	0
Curfew/Loitering/Vagrancy Violations	11	2	9
Disorderly Conduct	85	80	5
Driving Under The Influence	86	86	0
Drunkenness	49	49	0
Liquor Law Violations	55	45	10
Runaway	1	0	1
Trespass of Real Property	9	9	0
All Other Offenses	165	161	4
Others	11	11	0
<b>Bluefield PD</b>			
<b>TOTAL</b>	<b>829</b>	<b>777</b>	<b>52</b>

### Bramwell PD

Intimidation	1	1	0
Drug/Narcotic Violations	1	1	0
Disorderly Conduct	1	1	0
Drunkenness	1	1	0
<b>Bramwell PD</b>			
<b>TOTAL</b>	<b>4</b>	<b>4</b>	<b>0</b>

# ARRESTS (Group "A" and "B") by AGENCY

---

## 2002

# of ARRESTS	Adult Arrests	Juvenile Arrests
--------------	---------------	------------------

### Concord College Security

Theft From Building	1	1	0	
Drug/Narcotic Violations	2	2	0	
Liquor Law Violations	10	9	1	
All Other Offenses	1	1	0	

<b>Concord College Security</b>				<b>TOTAL</b>
	<b>14</b>	<b>13</b>	<b>1</b>	

### DNR - 4 - Mercer

Arson	1	1	0	
Weapon Law Violations	2	2	0	
All Other Offenses	70	65	5	

<b>DNR - 4 - Mercer</b>				<b>TOTAL</b>
	<b>73</b>	<b>68</b>	<b>5</b>	

### Matoaka PD

Aggravated Assault	4	4	0	
Simple Assault	1	1	0	
Intimidation	1	1	0	
Burglary/Breaking & Entering	1	1	0	
Impersonation	1	1	0	
Shoplifting	1	1	0	
Weapon Law Violations	1	1	0	
Driving Under The Influence	3	3	0	
All Other Offenses	4	4	0	

<b>Matoaka PD</b>				<b>TOTAL</b>
	<b>17</b>	<b>17</b>	<b>0</b>	

# ARRESTS (Group "A" and "B") by AGENCY

## 2002

# of ARRESTS	Adult Arrests	Juvenile Arrests
--------------	---------------	------------------

### Mercer Co SO

Murder and Nonnegligent Manslaughter	1	1	0
Forcible Rape	1	1	0
Sexual Assault With An Object	1	1	0
Forcible Fondling	2	2	0
Incest	2	2	0
Statutory Rape	1	1	0
Aggravated Assault	36	36	0
Simple Assault	171	170	1
Intimidation	22	22	0
Kidnaping/Abduction	6	6	0
Robbery	3	3	0
Burglary/Breaking & Entering	25	25	0
Counterfeiting/Forgery	28	28	0
Destruction/Damage/Vandalism of Property	21	20	1
False Pretenses/Swindle/Confidence Game	21	21	0
Credit Card/Automatic Teller Fraud	3	3	0
Welfare Fraud	5	5	0
Shoplifting	27	24	3
Theft From Building	15	14	1
Theft From Motor Vehicle	2	2	0
Motor Vehicle Theft	8	6	2
Stolen Property Offenses	1	1	0
Drug/Narcotic Violations	62	58	4
Assisting or Promoting Prostitution	1	1	0
Pornography/Obscene Material	1	1	0
Weapon Law Violations	8	7	1
Bad Checks	251	251	0
Disorderly Conduct	22	21	1
Driving Under The Influence	64	64	0
Drunkenness	4	4	0
Family Offenses (Nonviolent)	4	4	0
Liquor Law Violations	16	8	8
Runaway	2	0	2
Trespass of Real Property	9	8	1
All Other Offenses	223	206	17
Others	4	4	0

**Mercer Co SO**

**TOTAL**

**1,073**

**1,031**

**42**



# ARRESTS (Group "A" and "B") by AGENCY

2002

# of ARRESTS	Adult Arrests	Juvenile Arrests
--------------	---------------	------------------

## Princeton PD

Murder and Nonnegligent Manslaughter	1	1	0
Incest	1	1	0
Aggravated Assault	10	9	1
Simple Assault	36	36	0
Intimidation	14	13	1
Robbery	2	2	0
Arson	2	2	0
Burglary/Breaking & Entering	7	7	0
Counterfeiting/Forgery	10	10	0
Destruction/Damage/Vandalism of Property	8	8	0
False Pretenses/Swindle/Confidence Game	5	5	0
Shoplifting	28	22	5
Theft From Building	4	4	0
Theft From Coin Operated Machine or Device	2	2	0
Theft From Motor Vehicle	5	5	0
Motor Vehicle Theft	3	1	2
Drug/Narcotic Violations	20	12	8
Prostitution	6	6	0
Weapon Law Violations	4	4	0
Curfew/Loitering/Vagrancy Violations	2	1	1
Disorderly Conduct	111	107	3
Driving Under The Influence	40	38	2
Drunkenness	2	2	0
Family Offenses (Nonviolent)	1	1	0
Liquor Law Violations	47	37	10
Trespass of Real Property	11	8	3
All Other Offenses	118	76	41
Others	3	3	0
<b>Princeton PD</b>	<b>TOTAL</b>	<b>503</b>	<b>423</b>
			<b>77</b>

# ARRESTS (Group "A" and "B") by AGENCY

## 2002

# of ARRESTS	Adult Arrests	Juvenile Arrests
--------------	---------------	------------------

### Princeton SP

Aggravated Assault	16	15	1
Simple Assault	28	27	1
Intimidation	1	1	0
Burglary/Breaking & Entering	2	2	0
Counterfeiting/Forgery	4	4	0
Destruction/Damage/Vandalism of Property	4	4	0
False Pretenses/Swindle/Confidence Game	3	3	0
Purse-snatching	1	1	0
Shoplifting	37	34	3
Theft From Building	2	2	0
Theft From Motor Vehicle	3	3	0
Stolen Property Offenses	3	3	0
Drug/Narcotic Violations	2	2	0
Prostitution	5	5	0
Weapon Law Violations	3	3	0
Disorderly Conduct	1	1	0
Driving Under The Influence	32	32	0
Drunkenness	2	2	0
Liquor Law Violations	2	2	0
Trespass of Real Property	1	1	0
All Other Offenses	15	13	2
Others	11	11	0

<b>Princeton SP</b>	<b>TOTAL</b>	<b>178</b>	<b>171</b>	<b>7</b>
---------------------	--------------	------------	------------	----------

### Turnpike - Mercer

Aggravated Assault	1	1	0
Stolen Property Offenses	1	1	0
Drug/Narcotic Violations	9	9	0
Weapon Law Violations	1	1	0
Driving Under The Influence	27	27	0
Trespass of Real Property	1	1	0
All Other Offenses	1	1	0
Others	2	2	0

<b>Turnpike - Mercer</b>	<b>TOTAL</b>	<b>43</b>	<b>43</b>	<b>0</b>
--------------------------	--------------	-----------	-----------	----------

<b>Mercer</b>	<b>County</b>	<b>TOTAL</b>	<b>2,736</b>	<b>2,549</b>	<b>184</b>
---------------	---------------	--------------	--------------	--------------	------------

### **Mineral County**

#### DNR - 2 - Mineral

Weapon Law Violations	3	3	0
Trespass of Real Property	4	3	1
All Other Offenses	56	49	7

<b>DNR - 2 - Mineral</b>	<b>TOTAL</b>	<b>63</b>	<b>55</b>	<b>8</b>
--------------------------	--------------	-----------	-----------	----------

# ARRESTS (Group "A" and "B") by AGENCY

---

## 2002

# of ARRESTS	Adult Arrests	Juvenile Arrests
--------------	---------------	------------------

### Keyser PD

Murder and Nonnegligent Manslaughter	1	1	0		
Aggravated Assault	7	7	0		
Simple Assault	30	30	0		
Intimidation	5	5	0		
Burglary/Breaking & Entering	6	2	4		
Destruction/Damage/Vandalism of Property	7	6	1		
False Pretenses/Swindle/Confidence Game	1	1	0		
Shoplifting	18	15	3		
Theft From Motor Vehicle	1	0	1		
Motor Vehicle Theft	2	2	0		
Stolen Property Offenses	1	0	1		
Drug/Narcotic Violations	17	17	0		
Weapon Law Violations	1	1	0		
Disorderly Conduct	6	5	1		
Driving Under The Influence	22	22	0		
Drunkenness	13	13	0		
Liquor Law Violations	26	22	4		
All Other Offenses	4	4	0		
Others	2	2	0		
<b>Keyser PD</b>	<b>TOTAL</b>	<b>170</b>	<b>155</b>	<b>15</b>	

# ARRESTS (Group "A" and "B") by AGENCY

## 2002

# of ARRESTS	Adult Arrests	Juvenile Arrests
--------------	---------------	------------------

### Keyser SP

Murder and Nonnegligent Manslaughter	1	1	0
Forcible Rape	1	1	0
Sexual Assault With An Object	1	1	0
Forcible Fondling	1	1	0
Aggravated Assault	6	6	0
Simple Assault	22	22	0
Intimidation	5	5	0
Robbery	1	1	0
Burglary/Breaking & Entering	2	2	0
Destruction/Damage/Vandalism of Property	2	2	0
False Pretenses/Swindle/Confidence Game	8	8	0
Shoplifting	33	31	2
Drug/Narcotic Violations	10	9	1
Weapon Law Violations	6	3	3
Bad Checks	1	1	0
Driving Under The Influence	23	23	0
Drunkenness	1	1	0
Family Offenses (Nonviolent)	3	3	0
Liquor Law Violations	3	2	1
Trespass of Real Property	2	2	0
All Other Offenses	13	13	0
Others	4	4	0

<b>Keyser SP</b>	<b>TOTAL</b>	<b>149</b>	<b>142</b>	<b>7</b>
------------------	--------------	------------	------------	----------

### Mineral Co SO

Aggravated Assault	5	5	0
Simple Assault	19	19	0
Kidnaping/Abduction	1	1	0
Destruction/Damage/Vandalism of Property	2	2	0
Motor Vehicle Theft	1	1	0
Stolen Property Offenses	1	1	0
Bad Checks	1	1	0
Driving Under The Influence	33	32	1
All Other Offenses	9	9	0
Others	1	1	0

<b>Mineral Co SO</b>	<b>TOTAL</b>	<b>73</b>	<b>72</b>	<b>1</b>
----------------------	--------------	-----------	-----------	----------

# ARRESTS (Group "A" and "B") by AGENCY

## 2002

# of ARRESTS	Adult Arrests	Juvenile Arrests
--------------	---------------	------------------

### Piedmont PD

Simple Assault	5	5	0
Destruction/Damage/Vandalism of Property	2	2	0
Drug/Narcotic Violations	2	1	1
Drug Equipment Violations	2	2	0
Disorderly Conduct	2	2	0
Driving Under The Influence	6	6	0
Liquor Law Violations	10	9	1
All Other Offenses	2	2	0
Others	3	3	0

<b>Piedmont PD</b>	<b>TOTAL</b>	<b>34</b>	<b>32</b>	<b>2</b>
--------------------	--------------	-----------	-----------	----------

### Potomac State College Police

Forcible Rape	1	1	0
Aggravated Assault	3	3	0
Simple Assault	2	2	0
Drug/Narcotic Violations	19	18	1
Drunkenness	5	5	0
Liquor Law Violations	8	8	0
All Other Offenses	3	3	0

<b>Potomac State College Police</b>	<b>TOTAL</b>	<b>41</b>	<b>40</b>	<b>1</b>
-------------------------------------	--------------	-----------	-----------	----------

<b>Mineral County</b>	<b>TOTAL</b>	<b>530</b>	<b>496</b>	<b>34</b>
-----------------------	--------------	------------	------------	-----------

## Mingo County

### DNR - 5 - Mingo

Weapon Law Violations	1	1	0
All Other Offenses	111	97	13

<b>DNR - 5 - Mingo</b>	<b>TOTAL</b>	<b>112</b>	<b>98</b>	<b>13</b>
------------------------	--------------	------------	-----------	-----------

### Gilbert PD

Aggravated Assault	2	2	0
Simple Assault	1	1	0
Intimidation	1	1	0
Burglary/Breaking & Entering	1	1	0
Counterfeiting/Forgery	1	1	0
Destruction/Damage/Vandalism of Property	1	1	0
Drug/Narcotic Violations	3	3	0
Driving Under The Influence	5	5	0

<b>Gilbert PD</b>	<b>TOTAL</b>	<b>15</b>	<b>15</b>	<b>0</b>
-------------------	--------------	-----------	-----------	----------

# ARRESTS (Group "A" and "B") by AGENCY

## 2002

# of ARRESTS	Adult Arrests	Juvenile Arrests
--------------	---------------	------------------

### Gilbert SP

Sexual Assault With An Object	1	1	0
Aggravated Assault	11	11	0
Simple Assault	19	19	0
Intimidation	1	1	0
Kidnaping/Abduction	1	1	0
Arson	1	1	0
Burglary/Breaking & Entering	8	8	0
Destruction/Damage/Vandalism of Property	9	9	0
Theft of Motor Vehicle Parts/Accessories	1	1	0
Motor Vehicle Theft	1	1	0
Drug/Narcotic Violations	23	22	1
Weapon Law Violations	7	7	0
Driving Under The Influence	5	5	0
Drunkenness	8	8	0
All Other Offenses	8	8	0
Others	3	3	0

<b>Gilbert SP</b>	<b>TOTAL</b>	<b>107</b>	<b>106</b>	<b>1</b>
-------------------	--------------	------------	------------	----------

### Matewan PD

Drunkenness	1	1	0
Liquor Law Violations	3	3	0

<b>Matewan PD</b>	<b>TOTAL</b>	<b>4</b>	<b>4</b>	<b>0</b>
-------------------	--------------	----------	----------	----------

### Mingo Co SO

Aggravated Assault	5	5	0
Simple Assault	29	28	1
Intimidation	5	5	0
Drug/Narcotic Violations	1	1	0
Driving Under The Influence	53	53	0
All Other Offenses	1	1	0

<b>Mingo Co SO</b>	<b>TOTAL</b>	<b>94</b>	<b>93</b>	<b>1</b>
--------------------	--------------	-----------	-----------	----------

# ARRESTS (Group "A" and "B") by AGENCY

## 2002

# of ARRESTS	Adult Arrests	Juvenile Arrests
--------------	---------------	------------------

### Williamson PD

Aggravated Assault	5	5	0
Simple Assault	28	27	1
Intimidation	1	1	0
Burglary/Breaking & Entering	12	12	0
Counterfeiting/Forgery	2	2	0
Motor Vehicle Theft	1	1	0
Drug/Narcotic Violations	5	5	0
Weapon Law Violations	1	1	0
Disorderly Conduct	5	5	0
Driving Under The Influence	14	13	1
Drunkenness	7	7	0
All Other Offenses	8	8	0
Others	1	1	0

<b>Williamson PD</b>	<b>TOTAL</b>	<b>90</b>	<b>88</b>	<b>2</b>
----------------------	--------------	-----------	-----------	----------

### Williamson SP

Murder and Nonnegligent Manslaughter	2	2	0
Forcible Sodomy	1	1	0
Incest	1	1	0
Aggravated Assault	13	12	1
Simple Assault	43	42	1
Intimidation	3	3	0
Robbery	5	1	4
Burglary/Breaking & Entering	7	7	0
Destruction/Damage/Vandalism of Property	3	3	0
False Pretenses/Swindle/Confidence Game	1	1	0
Impersonation	1	1	0
Theft From Motor Vehicle	1	1	0
Motor Vehicle Theft	3	3	0
Stolen Property Offenses	1	1	0
Drug/Narcotic Violations	30	28	2
Disorderly Conduct	1	1	0
Driving Under The Influence	13	13	0
Drunkenness	31	30	1
Liquor Law Violations	5	5	0
All Other Offenses	18	17	1
Others	1	1	0

<b>Williamson SP</b>	<b>TOTAL</b>	<b>184</b>	<b>174</b>	<b>10</b>
----------------------	--------------	------------	------------	-----------

<b>Mingo</b>	<b>County</b>	<b>TOTAL</b>	<b>606</b>	<b>578</b>	<b>27</b>
--------------	---------------	--------------	------------	------------	-----------

## Monongalia County

# ARRESTS (Group "A" and "B") by AGENCY

## 2002

# of ARRESTS	Adult Arrests	Juvenile Arrests
--------------	---------------	------------------

### DNR - 1 - Monongalia

Weapon Law Violations	3	3	0
All Other Offenses	60	52	7

<b>DNR - 1 - Monongalia</b>	<b>TOTAL</b>	<b>63</b>	<b>55</b>	<b>7</b>
-----------------------------	--------------	-----------	-----------	----------

### Granville PD

Aggravated Assault	1	1	0
--------------------	---	---	---

<b>Granville PD</b>	<b>TOTAL</b>	<b>1</b>	<b>1</b>	<b>0</b>
---------------------	--------------	----------	----------	----------

### Monongalia Co SO

Sexual Assault With An Object	1	0	1
Aggravated Assault	17	17	0
Simple Assault	37	37	0
Intimidation	4	4	0
Arson	3	3	0
Burglary/Breaking & Entering	9	5	4
Counterfeiting/Forgery	3	3	0
Destruction/Damage/Vandalism of Property	8	4	4
False Pretenses/Swindle/Confidence Game	7	5	2
Shoplifting	6	6	0
Motor Vehicle Theft	3	0	3
Drug/Narcotic Violations	8	7	1
Weapon Law Violations	3	3	0
Bad Checks	3	3	0
Curfew/Loitering/Vagrancy Violations	1	0	1
Disorderly Conduct	1	1	0
Driving Under The Influence	201	198	3
Family Offenses (Nonviolent)	1	1	0
Liquor Law Violations	26	26	0
Trespass of Real Property	3	3	0
All Other Offenses	41	40	1
Others	6	5	1

<b>Monongalia Co SO</b>	<b>TOTAL</b>	<b>392</b>	<b>371</b>	<b>21</b>
-------------------------	--------------	------------	------------	-----------



# ARRESTS (Group "A" and "B") by AGENCY

## 2002

# of ARRESTS	Adult Arrests	Juvenile Arrests
--------------	---------------	------------------

### Morgantown PD

Murder and Nonnegligent Manslaughter	1	1	0
Forcible Rape	3	3	0
Sexual Assault With An Object	2	2	0
Aggravated Assault	38	37	1
Simple Assault	79	78	1
Intimidation	6	1	5
Robbery	12	12	0
Burglary/Breaking & Entering	16	13	3
Counterfeiting/Forgery	15	13	2
Destruction/Damage/Vandalism of Property	26	24	2
False Pretenses/Swindle/Confidence Game	22	22	0
Credit Card/Automatic Teller Fraud	3	3	0
Impersonation	1	1	0
Shoplifting	125	98	27
Theft From Building	10	5	5
Theft From Coin Operated Machine or Device	1	0	1
Theft of Motor Vehicle Parts/Accessories	1	1	0
Motor Vehicle Theft	6	5	1
Stolen Property Offenses	5	3	2
Drug/Narcotic Violations	28	24	4
Drug Equipment Violations	2	0	2
Weapon Law Violations	5	4	1
Bad Checks	1	1	0
Curfew/Loitering/Vagrancy Violations	5	0	5
Disorderly Conduct	101	100	1
Driving Under The Influence	152	151	1
Drunkenness	13	13	0
Liquor Law Violations	8	7	1
Runaway	8	0	8
Trespass of Real Property	15	9	6
All Other Offenses	32	30	2
Others	14	10	4
<b>Morgantown PD</b>	<b>TOTAL</b>	<b>756</b>	<b>671</b>
		<b>85</b>	

# ARRESTS (Group "A" and "B") by AGENCY

2002

	# of ARRESTS	Adult Arrests	Juvenile Arrests
<b>Morgantown SP</b>			
Forcible Fondling	1	1	0
Aggravated Assault	12	9	3
Simple Assault	79	74	5
Intimidation	13	12	1
Kidnaping/Abduction	1	1	0
Robbery	2	2	0
Arson	3	0	3
Burglary/Breaking & Entering	30	13	17
Counterfeiting/Forgery	6	3	3
Destruction/Damage/Vandalism of Property	9	8	1
False Pretenses/Swindle/Confidence Game	7	7	0
Impersonation	1	1	0
Shoplifting	47	35	12
Theft From Building	8	5	3
Motor Vehicle Theft	8	5	3
Stolen Property Offenses	2	2	0
Drug/Narcotic Violations	16	14	2
Bad Checks	2	2	0
Driving Under The Influence	69	69	0
Drunkenness	1	1	0
Liquor Law Violations	3	3	0
Runaway	3	0	3
Trespass of Real Property	2	2	0
All Other Offenses	24	22	2
Others	16	14	2
<b>Morgantown SP</b>	<b>TOTAL</b>	<b>365</b>	<b>305</b>
			<b>60</b>

# ARRESTS (Group "A" and "B") by AGENCY

2002

# of ARRESTS	Adult Arrests	Juvenile Arrests
--------------	---------------	------------------

## Star City PD

Forcible Rape	1	1	0
Aggravated Assault	2	2	0
Simple Assault	8	8	0
Intimidation	1	1	0
Counterfeiting/Forgery	1	1	0
Destruction/Damage/Vandalism of Property	1	1	0
False Pretenses/Swindle/Confidence Game	4	2	2
Shoplifting	4	2	2
Theft From Building	1	1	0
Drug/Narcotic Violations	12	12	0
Curfew/Loitering/Vagrancy Violations	5	0	5
Disorderly Conduct	2	2	0
Driving Under The Influence	102	102	0
Drunkenness	40	37	3
Liquor Law Violations	4	3	1
Trespass of Real Property	1	1	0
All Other Offenses	10	10	0
Others	2	2	0

<b>Star City PD</b>	<b>TOTAL</b>	<b>201</b>	<b>188</b>	<b>13</b>
---------------------	--------------	------------	------------	-----------

## West Virginia University -

Aggravated Assault	1	1	0
Simple Assault	9	9	0
Intimidation	4	4	0
Robbery	1	1	0
Arson	1	1	0
Burglary/Breaking & Entering	5	5	0
Destruction/Damage/Vandalism of Property	2	1	1
False Pretenses/Swindle/Confidence Game	3	3	0
Motor Vehicle Theft	2	2	0
Drug/Narcotic Violations	42	40	2
Disorderly Conduct	11	11	0
Driving Under The Influence	9	9	0
Drunkenness	24	24	0
Liquor Law Violations	156	151	5
Trespass of Real Property	2	2	0
All Other Offenses	4	4	0
Others	2	2	0

<b>West Virginia University -Polic</b>	<b>TOTAL</b>	<b>278</b>	<b>270</b>	<b>8</b>
--	--------------	------------	------------	----------

# ARRESTS (Group "A" and "B") by AGENCY

## 2002

# of ARRESTS	Adult Arrests	Juvenile Arrests
--------------	---------------	------------------

### Westover PD

Aggravated Assault	4	3	1
Simple Assault	24	21	3
Counterfeiting/Forgery	3	3	0
Destruction/Damage/Vandalism of Property	8	6	2
False Pretenses/Swindle/Confidence Game	2	2	0
Shoplifting	8	6	2
Theft From Motor Vehicle	1	1	0
Drug/Narcotic Violations	4	3	1
Bad Checks	1	1	0
Disorderly Conduct	3	2	1
Driving Under The Influence	33	33	0
Drunkenness	6	6	0
Liquor Law Violations	9	4	5
Trespass of Real Property	1	1	0
All Other Offenses	6	6	0
Others	7	4	3
<b>Westover PD</b>	<b>TOTAL</b>	<b>120</b>	<b>102</b>
<b>Monongalia County</b>	<b>TOTAL</b>	<b>2,176</b>	<b>1,963</b>

### Monroe County

#### Alderson PD

Simple Assault	5	5	0
Burglary/Breaking & Entering	4	3	1
Destruction/Damage/Vandalism of Property	1	1	0
Theft From Coin Operated Machine or Device	2	2	0
<b>Alderson PD</b>	<b>TOTAL</b>	<b>12</b>	<b>11</b>

#### DNR - 4 - Monroe

Aggravated Assault	1	1	0
Weapon Law Violations	2	2	0
All Other Offenses	46	45	1
<b>DNR - 4 - Monroe</b>	<b>TOTAL</b>	<b>49</b>	<b>48</b>

#### Monroe Co SO

Aggravated Assault	6	6	0
Simple Assault	9	8	1
Burglary/Breaking & Entering	2	2	0
Drug/Narcotic Violations	1	1	0
Weapon Law Violations	1	1	0
Driving Under The Influence	5	5	0
All Other Offenses	2	2	0
Others	1	1	0
<b>Monroe Co SO</b>	<b>TOTAL</b>	<b>27</b>	<b>26</b>

# ARRESTS (Group "A" and "B") by AGENCY

## 2002

# of ARRESTS	Adult Arrests	Juvenile Arrests
--------------	---------------	------------------

### Peterstown PD

Theft From Motor Vehicle	1	1	0
<b>Peterstown PD</b> <b>TOTAL</b>	<b>1</b>	<b>1</b>	<b>0</b>

### Union SP

Sexual Assault With An Object	1	1	0
Aggravated Assault	3	3	0
Simple Assault	2	2	0
Intimidation	3	3	0
Kidnaping/Abduction	1	1	0
Burglary/Breaking & Entering	2	2	0
Destruction/Damage/Vandalism of Property	2	2	0
Theft From Motor Vehicle	1	1	0
Motor Vehicle Theft	1	1	0
Drug/Narcotic Violations	2	2	0
Driving Under The Influence	5	5	0
Trespass of Real Property	1	1	0
All Other Offenses	1	1	0
Others	14	14	0
<b>Union SP</b> <b>TOTAL</b>	<b>39</b>	<b>39</b>	<b>0</b>

<b>Monroe</b> <b>County</b>	<b>TOTAL</b>	<b>128</b>	<b>125</b>	<b>3</b>
-----------------------------	--------------	------------	------------	----------

## Morgan County

### Berkeley Springs SP

Forcible Fondling	1	1	0
Incest	1	1	0
Aggravated Assault	7	7	0
Simple Assault	16	16	0
Intimidation	6	6	0
False Pretenses/Swindle/Confidence Game	3	3	0
Shoplifting	2	2	0
Theft From Building	2	2	0
Motor Vehicle Theft	1	1	0
Drug/Narcotic Violations	8	8	0
Weapon Law Violations	1	1	0
Driving Under The Influence	7	7	0
Liquor Law Violations	4	3	1
All Other Offenses	5	2	3
Others	1	1	0
<b>Berkeley Springs SP</b> <b>TOTAL</b>	<b>65</b>	<b>61</b>	<b>4</b>

# ARRESTS (Group "A" and "B") by AGENCY

## 2002

# of ARRESTS	Adult Arrests	Juvenile Arrests
--------------	---------------	------------------

### DNR - 2 - Morgan

Weapon Law Violations	1	1	0
Trespass of Real Property	1	1	0
All Other Offenses	71	70	1
<b>DNR - 2 - Morgan</b>			
<b>TOTAL</b>	<b>73</b>	<b>72</b>	<b>1</b>

### Morgan Co SO

Forcible Rape	1	1	0
Aggravated Assault	5	5	0
Simple Assault	23	23	0
Robbery	1	1	0
Burglary/Breaking & Entering	2	2	0
Destruction/Damage/Vandalism of Property	3	3	0
False Pretenses/Swindle/Confidence Game	1	1	0
Credit Card/Automatic Teller Fraud	1	1	0
Shoplifting	3	3	0
Theft From Building	1	1	0
Theft From Motor Vehicle	1	1	0
Theft of Motor Vehicle Parts/Accessories	1	1	0
Stolen Property Offenses	1	1	0
Drug/Narcotic Violations	4	4	0
Bad Checks	3	3	0
Disorderly Conduct	1	1	0
Driving Under The Influence	17	17	0
Family Offenses (Nonviolent)	1	1	0
Trespass of Real Property	1	1	0
All Other Offenses	22	22	0
Others	4	4	0
<b>Morgan Co SO</b>			
<b>TOTAL</b>	<b>97</b>	<b>97</b>	<b>0</b>
<b>Morgan</b>			
<b>County</b>	<b>235</b>	<b>230</b>	<b>5</b>

### Nicholas County

#### DNR - 3 - Nicholas

All Other Offenses	89	83	4
<b>DNR - 3 - Nicholas</b>			
<b>TOTAL</b>	<b>89</b>	<b>83</b>	<b>4</b>

# ARRESTS (Group "A" and "B") by AGENCY

## 2002

	# of ARRESTS	Adult Arrests	Juvenile Arrests
<b>Nicholas Co SO</b>			
Forcible Rape	1	0	1
Sexual Assault With An Object	1	1	0
Aggravated Assault	14	13	1
Simple Assault	61	59	2
Intimidation	17	17	0
Robbery	1	1	0
Arson	1	1	0
Burglary/Breaking & Entering	14	14	0
Counterfeiting/Forgery	4	4	0
Destruction/Damage/Vandalism of Property	15	12	3
False Pretenses/Swindle/Confidence Game	5	5	0
Credit Card/Automatic Teller Fraud	2	2	0
Shoplifting	16	15	1
Theft From Building	6	6	0
Theft From Motor Vehicle	5	5	0
Motor Vehicle Theft	8	7	1
Stolen Property Offenses	2	2	0
Drug/Narcotic Violations	23	20	3
Weapon Law Violations	5	5	0
Bad Checks	51	50	1
Driving Under The Influence	53	53	0
Drunkenness	1	1	0
Family Offenses (Nonviolent)	2	2	0
Liquor Law Violations	1	1	0
Trespass of Real Property	2	2	0
All Other Offenses	68	68	0
Others	18	15	3
<b>Nicholas Co SO</b>	<b>397</b>	<b>381</b>	<b>16</b>
<b>TOTAL</b>	<b>397</b>	<b>381</b>	<b>16</b>

# ARRESTS (Group "A" and "B") by AGENCY

## 2002

# of ARRESTS	Adult Arrests	Juvenile Arrests
--------------	---------------	------------------

### Richwood PD

Aggravated Assault	1	1	0
Simple Assault	17	17	0
Burglary/Breaking & Entering	3	3	0
Destruction/Damage/Vandalism of Property	5	5	0
Shoplifting	6	6	0
Theft From Building	2	2	0
Motor Vehicle Theft	1	1	0
Stolen Property Offenses	1	1	0
Drug/Narcotic Violations	10	10	0
Weapon Law Violations	1	1	0
Disorderly Conduct	25	25	0
Driving Under The Influence	12	12	0
Drunkenness	87	87	0
Liquor Law Violations	2	2	0
All Other Offenses	10	10	0

<b>Richwood PD</b>	<b>TOTAL</b>	<b>183</b>	<b>183</b>	<b>0</b>
--------------------	--------------	------------	------------	----------

### Richwood SP

Murder and Nonnegligent Manslaughter	1	1	0
Aggravated Assault	2	2	0
Simple Assault	1	1	0
Burglary/Breaking & Entering	2	2	0
Counterfeiting/Forgery	1	1	0
Destruction/Damage/Vandalism of Property	2	2	0
False Pretenses/Swindle/Confidence Game	2	2	0
Credit Card/Automatic Teller Fraud	1	1	0
Theft From Building	1	1	0
Theft From Motor Vehicle	1	1	0
Drug/Narcotic Violations	13	13	0
Weapon Law Violations	3	3	0
Driving Under The Influence	1	1	0
Liquor Law Violations	1	1	0
All Other Offenses	9	4	5

<b>Richwood SP</b>	<b>TOTAL</b>	<b>41</b>	<b>36</b>	<b>5</b>
--------------------	--------------	-----------	-----------	----------



# ARRESTS (Group "A" and "B") by AGENCY

---

## 2002

# of ARRESTS	Adult Arrests	Juvenile Arrests
--------------	---------------	------------------

### Summersville PD

Forcible Rape	1	1	0	
Aggravated Assault	7	7	0	
Simple Assault	14	14	0	
Intimidation	3	3	0	
Robbery	1	1	0	
Arson	1	1	0	
Burglary/Breaking & Entering	3	3	0	
Counterfeiting/Forgery	7	7	0	
Destruction/Damage/Vandalism of Property	2	2	0	
False Pretenses/Swindle/Confidence Game	5	5	0	
Shoplifting	18	15	2	
Theft From Building	1	1	0	
Theft From Coin Operated Machine or Device	2	2	0	
Motor Vehicle Theft	1	1	0	
Stolen Property Offenses	3	3	0	
Drug/Narcotic Violations	53	52	1	
Drug Equipment Violations	1	1	0	
Weapon Law Violations	1	1	0	
Curfew/Loitering/Vagrancy Violations	5	0	5	
Driving Under The Influence	32	32	0	
Drunkenness	42	42	0	
Liquor Law Violations	16	14	2	
All Other Offenses	1	1	0	
Others	10	10	0	
<b>Summersville PD</b>	<b>230</b>	<b>219</b>	<b>10</b>	<b>TOTAL</b>

# ARRESTS (Group "A" and "B") by AGENCY

**2002**

# of ARRESTS	Adult Arrests	Juvenile Arrests
--------------	---------------	------------------

**Summersville SP**

Murder and Nonnegligent Manslaughter	2	2	0
Aggravated Assault	2	2	0
Simple Assault	4	4	0
Intimidation	3	2	1
Kidnaping/Abduction	1	1	0
Arson	1	1	0
Burglary/Breaking & Entering	5	5	0
Counterfeiting/Forgery	6	6	0
Destruction/Damage/Vandalism of Property	2	0	2
False Pretenses/Swindle/Confidence Game	5	5	0
Motor Vehicle Theft	1	1	0
Drug/Narcotic Violations	12	12	0
Drug Equipment Violations	1	1	0
Driving Under The Influence	9	9	0
Drunkenness	2	2	0
Trespass of Real Property	1	1	0
All Other Offenses	5	5	0
Others	2	2	0

<b>Summersville SP</b>	<b>TOTAL</b>	<b>64</b>	<b>61</b>	<b>3</b>
------------------------	--------------	-----------	-----------	----------

<b>Nicholas County</b>	<b>TOTAL</b>	<b>1,004</b>	<b>963</b>	<b>38</b>
------------------------	--------------	--------------	------------	-----------

**Ohio County**

**DNR - 1 - Ohio**

All Other Offenses	13	12	1
--------------------	----	----	---

<b>DNR - 1 - Ohio</b>	<b>TOTAL</b>	<b>13</b>	<b>12</b>	<b>1</b>
-----------------------	--------------	-----------	-----------	----------

# ARRESTS (Group "A" and "B") by AGENCY

## 2002

# of ARRESTS	Adult Arrests	Juvenile Arrests
--------------	---------------	------------------

<b><u>Ohio Co SO</u></b>				
Aggravated Assault	9	9	0	
Simple Assault	17	17	0	
Intimidation	5	5	0	
Robbery	4	4	0	
Arson	2	2	0	
Burglary/Breaking & Entering	5	5	0	
Destruction/Damage/Vandalism of Property	5	5	0	
Shoplifting	1	1	0	
Motor Vehicle Theft	1	1	0	
Drug/Narcotic Violations	10	8	2	
Prostitution	1	1	0	
Driving Under The Influence	23	23	0	
Drunkenness	1	1	0	
Liquor Law Violations	1	1	0	
Trespass of Real Property	1	1	0	
All Other Offenses	10	7	3	
<b>Ohio Co SO</b>	<b>TOTAL</b>	<b>96</b>	<b>91</b>	<b>5</b>
<b><u>West Liberty College</u></b>				
Aggravated Assault	1	1	0	
Burglary/Breaking & Entering	1	1	0	
Theft From Motor Vehicle	2	2	0	
Liquor Law Violations	1	1	0	
<b>West Liberty College</b>	<b>TOTAL</b>	<b>5</b>	<b>5</b>	<b>0</b>
<b><u>Wheeling SP</u></b>				
Aggravated Assault	8	8	0	
Simple Assault	12	11	1	
Intimidation	3	3	0	
Destruction/Damage/Vandalism of Property	2	2	0	
False Pretenses/Swindle/Confidence Game	1	1	0	
Credit Card/Automatic Teller Fraud	1	1	0	
Welfare Fraud	1	1	0	
Shoplifting	2	2	0	
Theft of Motor Vehicle Parts/Accessories	2	2	0	
Drug/Narcotic Violations	25	23	2	
Weapon Law Violations	4	3	1	
Driving Under The Influence	11	11	0	
Liquor Law Violations	13	3	10	
Runaway	2	0	2	
Trespass of Real Property	1	1	0	
All Other Offenses	8	8	0	
<b>Wheeling SP</b>	<b>TOTAL</b>	<b>96</b>	<b>80</b>	<b>16</b>
<b>Ohio</b>	<b>County</b>	<b>TOTAL</b>	<b>210</b>	<b>188</b>
			<b>22</b>	

# ARRESTS (Group "A" and "B") by AGENCY

**2002**

# of ARRESTS	Adult Arrests	Juvenile Arrests
--------------	---------------	------------------

## Pendleton County

### DNR - 2 - Pendleton

All Other Offenses	65	62	3
<b>DNR - 2 - Pendleton</b> <b>TOTAL</b>	<b>65</b>	<b>62</b>	<b>3</b>

### Franklin SP

Forcible Rape	2	2	0
Sexual Assault With An Object	4	4	0
Forcible Fondling	1	1	0
Aggravated Assault	1	1	0
Simple Assault	14	14	0
Intimidation	1	1	0
Burglary/Breaking & Entering	5	2	3
Counterfeiting/Forgery	2	2	0
Destruction/Damage/Vandalism of Property	5	3	2
False Pretenses/Swindle/Confidence Game	2	2	0
Shoplifting	3	3	0
Theft From Motor Vehicle	1	1	0
Motor Vehicle Theft	3	3	0
Stolen Property Offenses	1	1	0
Drug/Narcotic Violations	11	11	0
Pornography/Obscene Material	4	0	4
Weapon Law Violations	3	3	0
Bad Checks	1	1	0
Driving Under The Influence	27	27	0
Family Offenses (Nonviolent)	2	2	0
Liquor Law Violations	38	29	9
Runaway	2	0	2
Trespass of Real Property	3	3	0
All Other Offenses	16	10	6
Others	10	10	0
<b>Franklin SP</b> <b>TOTAL</b>	<b>162</b>	<b>136</b>	<b>26</b>

### Pendleton Co SO

Simple Assault	1	1	0
Drug/Narcotic Violations	2	2	0
Weapon Law Violations	1	1	0
Bad Checks	13	13	0
Driving Under The Influence	2	2	0
<b>Pendleton Co SO</b> <b>TOTAL</b>	<b>19</b>	<b>19</b>	<b>0</b>

<b>Pendleton County</b>	<b>TOTAL</b>	<b>246</b>	<b>217</b>	<b>29</b>
-------------------------	--------------	------------	------------	-----------

## Pleasants County

# ARRESTS (Group "A" and "B") by AGENCY

## 2002

# of ARRESTS	Adult Arrests	Juvenile Arrests
--------------	---------------	------------------

### DNR - 6 - Pleasants

Liquor Law Violations	4	0	4
All Other Offenses	29	28	1

<b>DNR - 6 - Pleasants</b>	<b>TOTAL</b>	<b>33</b>	<b>28</b>	<b>5</b>
----------------------------	--------------	-----------	-----------	----------

### Pleasants Co SO

Aggravated Assault	1	1	0
Simple Assault	9	9	0
Burglary/Breaking & Entering	1	1	0
Destruction/Damage/Vandalism of Property	1	1	0
Driving Under The Influence	9	9	0
Liquor Law Violations	1	1	0
Trespass of Real Property	1	1	0
All Other Offenses	2	2	0

<b>Pleasants Co SO</b>	<b>TOTAL</b>	<b>25</b>	<b>25</b>	<b>0</b>
------------------------	--------------	-----------	-----------	----------

### St Marvs PD

Simple Assault	3	3	0
Intimidation	1	1	0
Robbery	1	1	0
Burglary/Breaking & Entering	3	3	0
False Pretenses/Swindle/Confidence Game	1	1	0
Impersonation	1	1	0
Shoplifting	1	0	1
Theft From Building	2	2	0
Drug/Narcotic Violations	1	1	0
Weapon Law Violations	1	1	0
Driving Under The Influence	9	9	0
Liquor Law Violations	1	1	0
All Other Offenses	3	3	0
Others	1	1	0

<b>St Marvs PD</b>	<b>TOTAL</b>	<b>29</b>	<b>28</b>	<b>1</b>
--------------------	--------------	-----------	-----------	----------

### St Marvs SP

Aggravated Assault	1	1	0
Simple Assault	1	1	0
Motor Vehicle Theft	4	2	2
Drug/Narcotic Violations	3	3	0
Weapon Law Violations	1	1	0
Driving Under The Influence	6	6	0
Family Offenses (Nonviolent)	2	2	0
Liquor Law Violations	1	1	0
All Other Offenses	5	5	0

<b>St Marvs SP</b>	<b>TOTAL</b>	<b>24</b>	<b>22</b>	<b>2</b>
--------------------	--------------	-----------	-----------	----------

<b>Pleasants County</b>	<b>TOTAL</b>	<b>111</b>	<b>103</b>	<b>8</b>
-------------------------	--------------	------------	------------	----------

# ARRESTS (Group "A" and "B") by AGENCY

**2002**

# of ARRESTS	Adult Arrests	Juvenile Arrests
--------------	---------------	------------------

## Pocahontas County

### DNR - 3 - Pocahontas

Drug/Narcotic Violations	4	4	0
Weapon Law Violations	3	3	0
All Other Offenses	141	131	10
<b>DNR - 3 - Pocahontas</b>			
<b>TOTAL</b>	<b>148</b>	<b>138</b>	<b>10</b>

### Marlinton PD

Aggravated Assault	2	2	0
Simple Assault	3	3	0
Intimidation	1	1	0
Destruction/Damage/Vandalism of Property	1	1	0
Drug/Narcotic Violations	1	1	0
Disorderly Conduct	4	4	0
Driving Under The Influence	1	1	0
All Other Offenses	3	3	0
<b>Marlinton PD</b>			
<b>TOTAL</b>	<b>16</b>	<b>16</b>	<b>0</b>

### Marlinton SP

Forcible Fondling	2	2	0
Aggravated Assault	3	3	0
Simple Assault	22	22	0
Intimidation	3	3	0
Robbery	1	1	0
Burglary/Breaking & Entering	12	12	0
Destruction/Damage/Vandalism of Property	5	5	0
Credit Card/Automatic Teller Fraud	1	1	0
Purse-snatching	1	1	0
Theft From Motor Vehicle	2	1	1
Drug/Narcotic Violations	26	24	2
Bad Checks	2	2	0
Disorderly Conduct	3	3	0
Driving Under The Influence	19	18	1
Drunkenness	9	8	1
Liquor Law Violations	22	18	4
All Other Offenses	12	12	0
Others	2	2	0
<b>Marlinton SP</b>			
<b>TOTAL</b>	<b>147</b>	<b>138</b>	<b>9</b>

# ARRESTS (Group "A" and "B") by AGENCY

## 2002

# of ARRESTS	Adult Arrests	Juvenile Arrests
--------------	---------------	------------------

### Pocahontas Co SO

Forcible Rape	1	1	0		
Aggravated Assault	7	7	0		
Simple Assault	34	34	0		
Intimidation	6	6	0		
Burglary/Breaking & Entering	9	9	0		
Counterfeiting/Forgery	2	2	0		
Destruction/Damage/Vandalism of Property	3	3	0		
Shoplifting	4	4	0		
Theft From Building	1	1	0		
Motor Vehicle Theft	2	2	0		
Drug/Narcotic Violations	15	12	3		
Weapon Law Violations	1	1	0		
Driving Under The Influence	21	21	0		
Drunkenness	1	1	0		
Liquor Law Violations	2	1	1		
All Other Offenses	7	7	0		
Others	5	5	0		
<b>Pocahontas Co SO</b>				<b>TOTAL</b>	
	<b>121</b>	<b>117</b>	<b>4</b>		
<b>Pocahontas County</b>				<b>TOTAL</b>	
	<b>432</b>	<b>409</b>	<b>23</b>		

### Preston County

#### DNR - 1 - Preston

Drug/Narcotic Violations	1	1	0		
Weapon Law Violations	4	4	0		
All Other Offenses	184	159	23		
<b>DNR - 1 - Preston</b>				<b>TOTAL</b>	
	<b>189</b>	<b>164</b>	<b>23</b>		

#### FIRE MARSHAL - PRESTON

Arson	1	1	0		
<b>FIRE MARSHAL - PRESTON</b>				<b>TOTAL</b>	
	<b>1</b>	<b>1</b>	<b>0</b>		

#### Kingwood PD

Aggravated Assault	1	1	0		
Simple Assault	3	3	0		
Drunkenness	1	1	0		
All Other Offenses	1	1	0		
<b>Kingwood PD</b>				<b>TOTAL</b>	
	<b>6</b>	<b>6</b>	<b>0</b>		

# ARRESTS (Group "A" and "B") by AGENCY

## 2002

# of ARRESTS	Adult Arrests	Juvenile Arrests
--------------	---------------	------------------

### Kingwood SP

Aggravated Assault	5	5	0
Simple Assault	24	24	0
Intimidation	1	1	0
Burglary/Breaking & Entering	1	1	0
Destruction/Damage/Vandalism of Property	2	2	0
Theft From Building	2	2	0
Motor Vehicle Theft	2	2	0
Stolen Property Offenses	2	2	0
Drug/Narcotic Violations	8	8	0
Bad Checks	1	1	0
Driving Under The Influence	41	40	1
All Other Offenses	1	1	0

<b>Kingwood SP</b>	<b>TOTAL</b>	<b>90</b>	<b>89</b>	<b>1</b>
--------------------	--------------	-----------	-----------	----------

### Preston Co SO

Aggravated Assault	12	12	0
Simple Assault	47	47	0
Intimidation	4	4	0
Burglary/Breaking & Entering	5	4	1
Counterfeiting/Forgery	2	2	0
Destruction/Damage/Vandalism of Property	4	4	0
False Pretenses/Swindle/Confidence Game	3	3	0
Shoplifting	1	1	0
Motor Vehicle Theft	3	3	0
Drug/Narcotic Violations	10	10	0
Weapon Law Violations	1	1	0
Bad Checks	17	17	0
Driving Under The Influence	98	98	0
Runaway	2	0	2
Trespass of Real Property	5	5	0
All Other Offenses	25	24	1
Others	5	5	0

<b>Preston Co SO</b>	<b>TOTAL</b>	<b>244</b>	<b>240</b>	<b>4</b>
----------------------	--------------	------------	------------	----------

### Rowlesburg PD

Simple Assault	2	2	0
Intimidation	1	1	0
Driving Under The Influence	2	2	0
Drunkness	1	1	0

<b>Rowlesburg PD</b>	<b>TOTAL</b>	<b>6</b>	<b>6</b>	<b>0</b>
----------------------	--------------	----------	----------	----------



# ARRESTS (Group "A" and "B") by AGENCY

## 2002

# of ARRESTS	Adult Arrests	Juvenile Arrests
--------------	---------------	------------------

### Terra Alta PD

Simple Assault	1	1	0
Destruction/Damage/Vandalism of Property	1	1	0
Shoplifting	1	0	1
Driving Under The Influence	1	1	0
Trespass of Real Property	1	1	0
All Other Offenses	1	1	0

<b>Terra Alta PD</b>	<b>TOTAL</b>	<b>6</b>	<b>5</b>	<b>1</b>
----------------------	--------------	----------	----------	----------

<b>Preston County</b>	<b>TOTAL</b>	<b>542</b>	<b>511</b>	<b>29</b>
-----------------------	--------------	------------	------------	-----------

### Putnam County

#### DNR - 5 - Putnam

Weapon Law Violations	1	1	0
All Other Offenses	82	71	8

<b>DNR - 5 - Putnam</b>	<b>TOTAL</b>	<b>83</b>	<b>72</b>	<b>8</b>
-------------------------	--------------	-----------	-----------	----------

#### Eleanor PD

Counterfeiting/Forgery	1	1	0
Others	1	1	0

<b>Eleanor PD</b>	<b>TOTAL</b>	<b>2</b>	<b>2</b>	<b>0</b>
-------------------	--------------	----------	----------	----------

#### Hurricane PD

Aggravated Assault	1	1	0
Simple Assault	10	10	0
Intimidation	1	1	0
Robbery	1	1	0
Destruction/Damage/Vandalism of Property	3	3	0
Theft From Building	1	1	0
Theft From Motor Vehicle	1	1	0
Motor Vehicle Theft	3	3	0
Drug/Narcotic Violations	9	9	0
Disorderly Conduct	2	2	0
Driving Under The Influence	16	16	0
Drunkenness	4	4	0
All Other Offenses	3	3	0

<b>Hurricane PD</b>	<b>TOTAL</b>	<b>55</b>	<b>55</b>	<b>0</b>
---------------------	--------------	-----------	-----------	----------

# ARRESTS (Group "A" and "B") by AGENCY

## 2002

# of ARRESTS	Adult Arrests	Juvenile Arrests
--------------	---------------	------------------

### Putnam Co SO

Murder and Nonnegligent Manslaughter	2	2	0
Forcible Rape	2	2	0
Sexual Assault With An Object	1	1	0
Forcible Fondling	3	3	0
Statutory Rape	1	1	0
Aggravated Assault	9	9	0
Simple Assault	96	96	0
Intimidation	36	36	0
Kidnaping/Abduction	2	2	0
Robbery	2	2	0
Arson	1	1	0
Burglary/Breaking & Entering	17	17	0
Counterfeiting/Forgery	5	5	0
Destruction/Damage/Vandalism of Property	11	11	0
False Pretenses/Swindle/Confidence Game	4	4	0
Shoplifting	3	3	0
Theft From Building	1	0	1
Theft From Motor Vehicle	1	1	0
Motor Vehicle Theft	3	3	0
Stolen Property Offenses	1	1	0
Drug/Narcotic Violations	12	12	0
Pornography/Obscene Material	1	1	0
Weapon Law Violations	1	1	0
Bad Checks	22	22	0
Disorderly Conduct	1	1	0
Driving Under The Influence	72	72	0
Family Offenses (Nonviolent)	1	1	0
Liquor Law Violations	1	1	0
All Other Offenses	24	24	0
Others	15	15	0
<b>Putnam Co SO</b>	<b>TOTAL</b>	<b>351</b>	<b>350</b>
			<b>1</b>

# ARRESTS (Group "A" and "B") by AGENCY

## 2002

# of ARRESTS	Adult Arrests	Juvenile Arrests
--------------	---------------	------------------

### Teays Valley SP

Aggravated Assault	1	0	1
Simple Assault	7	6	1
Intimidation	2	2	0
Burglary/Breaking & Entering	2	2	0
Counterfeiting/Forgery	4	3	1
Destruction/Damage/Vandalism of Property	4	0	4
False Pretenses/Swindle/Confidence Game	6	6	0
Shoplifting	3	3	0
Theft From Motor Vehicle	3	2	1
Drug/Narcotic Violations	3	3	0
Disorderly Conduct	1	1	0
Driving Under The Influence	10	10	0
Drunkenness	2	2	0
Liquor Law Violations	3	2	1
Trespass of Real Property	1	1	0
All Other Offenses	6	6	0
Others	10	8	2

<b>Teays Valley SP</b>	<b>TOTAL</b>	<b>68</b>	<b>57</b>	<b>11</b>
------------------------	--------------	-----------	-----------	-----------

### Winfield PD

Murder and Nonnegligent Manslaughter	1	1	0
Aggravated Assault	1	0	1
Simple Assault	6	1	5
Counterfeiting/Forgery	1	0	1
Theft From Building	4	2	2
Drug/Narcotic Violations	1	1	0
Weapon Law Violations	4	0	4
Driving Under The Influence	2	2	0
Others	2	0	2

<b>Winfield PD</b>	<b>TOTAL</b>	<b>22</b>	<b>7</b>	<b>15</b>
--------------------	--------------	-----------	----------	-----------

### Winfield SP

Forcible Rape	1	1	0
Aggravated Assault	2	2	0
Simple Assault	8	8	0
Intimidation	2	2	0
Destruction/Damage/Vandalism of Property	1	1	0
False Pretenses/Swindle/Confidence Game	2	2	0
Theft From Building	3	3	0
Motor Vehicle Theft	1	1	0
Drug/Narcotic Violations	3	3	0
Driving Under The Influence	12	12	0
Liquor Law Violations	7	6	1
All Other Offenses	6	6	0

<b>Winfield SP</b>	<b>TOTAL</b>	<b>48</b>	<b>47</b>	<b>1</b>
--------------------	--------------	-----------	-----------	----------

# ARRESTS (Group "A" and "B") by AGENCY

**2002**

# of ARRESTS	Adult Arrests	Juvenile Arrests
--------------	---------------	------------------

<b>Putnam</b>	<b>County</b>	<b>TOTAL</b>	<b>629</b>	<b>590</b>	<b>36</b>
---------------	---------------	--------------	------------	------------	-----------

## Raleigh County

### Becklev PD

Murder and Nonnegligent Manslaughter	1	1	0	
Forcible Fondling	1	0	1	
Aggravated Assault	47	38	9	
Simple Assault	240	190	50	
Intimidation	20	12	8	
Robbery	11	10	1	
Arson	1	1	0	
Burglary/Breaking & Entering	46	27	19	
Counterfeiting/Forgery	17	17	0	
Destruction/Damage/Vandalism of Property	61	52	9	
False Pretenses/Swindle/Confidence Game	27	27	0	
Credit Card/Automatic Teller Fraud	1	1	0	
Impersonation	5	5	0	
Pocket-picking	1	1	0	
Purse-snatching	6	5	1	
Shoplifting	320	210	109	
Theft From Building	21	15	6	
Theft From Coin Operated Machine or Device	3	3	0	
Theft From Motor Vehicle	16	15	1	
Motor Vehicle Theft	23	16	7	
Stolen Property Offenses	6	5	1	
Drug/Narcotic Violations	223	198	25	
Drug Equipment Violations	1	0	1	
Prostitution	8	8	0	
Assisting or Promoting Prostitution	2	2	0	
Weapon Law Violations	17	15	2	
Curfew/Loitering/Vagrancy Violations	6	0	6	
Disorderly Conduct	54	17	37	
Driving Under The Influence	214	213	1	
Drunkenness	695	692	3	
Family Offenses (Nonviolent)	3	3	0	
Liquor Law Violations	114	107	7	
Runaway	14	0	14	
Trespass of Real Property	12	8	4	
All Other Offenses	283	239	44	
Others	32	20	11	
<b>Becklev PD</b>	<b>TOTAL</b>	<b>2,552</b>	<b>2,173</b>	<b>377</b>

# ARRESTS (Group "A" and "B") by AGENCY

2002

# of ARRESTS	Adult Arrests	Juvenile Arrests
--------------	---------------	------------------

## Beckley SP

Murder and Nonnegligent Manslaughter	3	3	0
Forcible Sodomy	1	1	0
Sexual Assault With An Object	2	2	0
Forcible Fondling	1	1	0
Aggravated Assault	11	11	0
Simple Assault	44	42	2
Intimidation	20	20	0
Robbery	1	1	0
Burglary/Breaking & Entering	10	9	1
Counterfeiting/Forgery	9	9	0
Destruction/Damage/Vandalism of Property	8	4	4
False Pretenses/Swindle/Confidence Game	12	12	0
Impersonation	1	1	0
Shoplifting	6	6	0
Theft From Building	4	3	1
Theft From Motor Vehicle	2	2	0
Theft of Motor Vehicle Parts/Accessories	1	1	0
Motor Vehicle Theft	1	1	0
Stolen Property Offenses	2	2	0
Drug/Narcotic Violations	26	25	1
Weapon Law Violations	3	3	0
Driving Under The Influence	62	61	1
Drunkenness	3	3	0
Liquor Law Violations	3	3	0
Trespass of Real Property	5	2	3
All Other Offenses	18	15	3
Others	9	8	1

<b>Beckley SP</b>	<b>TOTAL</b>	<b>268</b>	<b>251</b>	<b>17</b>
-------------------	--------------	------------	------------	-----------

## DNR - 4 - Raleigh

Negligent Manslaughter	1	1	0
Weapon Law Violations	2	1	1
All Other Offenses	46	44	2

<b>DNR - 4 - Raleigh</b>	<b>TOTAL</b>	<b>49</b>	<b>46</b>	<b>3</b>
--------------------------	--------------	-----------	-----------	----------

# ARRESTS (Group "A" and "B") by AGENCY

## 2002

# of ARRESTS	Adult Arrests	Juvenile Arrests
--------------	---------------	------------------

### Raleigh Co SO

Murder and Nonnegligent Manslaughter	5	5	0
Forcible Rape	1	1	0
Statutory Rape	1	1	0
Aggravated Assault	27	27	0
Simple Assault	168	168	0
Intimidation	11	11	0
Robbery	4	4	0
Arson	2	2	0
Burglary/Breaking & Entering	17	17	0
Counterfeiting/Forgery	12	12	0
Destruction/Damage/Vandalism of Property	14	14	0
False Pretenses/Swindle/Confidence Game	8	8	0
Credit Card/Automatic Teller Fraud	1	1	0
Shoplifting	7	7	0
Theft From Motor Vehicle	1	1	0
Motor Vehicle Theft	5	5	0
Stolen Property Offenses	6	6	0
Drug/Narcotic Violations	8	8	0
Weapon Law Violations	4	4	0
Bad Checks	120	120	0
Disorderly Conduct	3	3	0
Driving Under The Influence	61	61	0
Drunkenness	101	101	0
Family Offenses (Nonviolent)	7	7	0
Liquor Law Violations	13	13	0
Trespass of Real Property	3	3	0
All Other Offenses	180	180	0
Others	8	7	1

<b>Raleigh Co SO</b>	<b>TOTAL</b>	<b>798</b>	<b>797</b>	<b>1</b>
----------------------	--------------	------------	------------	----------

### Turnpike - Raleigh

Simple Assault	1	1	0
Robbery	1	1	0
Drug/Narcotic Violations	39	39	0
Weapon Law Violations	2	2	0
Driving Under The Influence	38	38	0
All Other Offenses	12	12	0

<b>Turnpike - Raleigh</b>	<b>TOTAL</b>	<b>93</b>	<b>93</b>	<b>0</b>
---------------------------	--------------	-----------	-----------	----------

<b>Raleigh</b>	<b>County</b>	<b>TOTAL</b>	<b>3,760</b>	<b>3,360</b>	<b>398</b>
----------------	---------------	--------------	--------------	--------------	------------

## Randolph County

# ARRESTS (Group "A" and "B") by AGENCY

## 2002

# of ARRESTS	Adult Arrests	Juvenile Arrests
--------------	---------------	------------------

### DNR - 3 - Randolph

Drug/Narcotic Violations	3	3	0		
All Other Offenses	103	98	5		
<b>DNR - 3 - Randolph</b>				<b>TOTAL</b>	
	<b>106</b>	<b>101</b>	<b>5</b>		

### Elkins PD

Sexual Assault With An Object	1	1	0		
Aggravated Assault	16	16	0		
Simple Assault	56	54	2		
Intimidation	5	5	0		
Robbery	1	1	0		
Burglary/Breaking & Entering	13	7	6		
Counterfeiting/Forgery	3	3	0		
Destruction/Damage/Vandalism of Property	25	23	2		
False Pretenses/Swindle/Confidence Game	6	6	0		
Shoplifting	9	4	5		
Theft From Building	10	10	0		
Theft From Coin Operated Machine or Device	1	1	0		
Theft From Motor Vehicle	9	9	0		
Theft of Motor Vehicle Parts/Accessories	2	2	0		
Motor Vehicle Theft	4	4	0		
Stolen Property Offenses	3	3	0		
Drug/Narcotic Violations	10	8	2		
Weapon Law Violations	3	3	0		
Curfew/Loitering/Vagrancy Violations	19	0	19		
Disorderly Conduct	36	36	0		
Driving Under The Influence	29	29	0		
Drunkenness	54	54	0		
Liquor Law Violations	47	27	20		
Trespass of Real Property	6	5	1		
All Other Offenses	23	20	3		
Others	4	3	1		
<b>Elkins PD</b>				<b>TOTAL</b>	
	<b>395</b>	<b>334</b>	<b>61</b>		

# ARRESTS (Group "A" and "B") by AGENCY

## 2002

# of ARRESTS	Adult Arrests	Juvenile Arrests
--------------	---------------	------------------

### Elkins SP

Forcible Rape	1	1	0
Forcible Sodomy	1	1	0
Forcible Fondling	1	1	0
Aggravated Assault	17	17	0
Simple Assault	65	63	2
Intimidation	12	12	0
Kidnaping/Abduction	1	1	0
Robbery	2	2	0
Burglary/Breaking & Entering	16	14	2
Counterfeiting/Forgery	2	2	0
Destruction/Damage/Vandalism of Property	18	16	2
False Pretenses/Swindle/Confidence Game	1	1	0
Shoplifting	49	40	9
Theft From Building	8	7	1
Theft From Motor Vehicle	2	2	0
Theft of Motor Vehicle Parts/Accessories	1	1	0
Motor Vehicle Theft	2	1	1
Stolen Property Offenses	2	2	0
Drug/Narcotic Violations	61	51	10
Weapon Law Violations	8	8	0
Bad Checks	1	1	0
Driving Under The Influence	66	65	1
Drunkenness	16	16	0
Liquor Law Violations	28	18	10
Runaway	2	0	2
Trespass of Real Property	6	5	1
All Other Offenses	39	36	3
Others	1	0	1

<b>Elkins SP</b>	<b>TOTAL</b>	<b>429</b>	<b>384</b>	<b>45</b>
------------------	--------------	------------	------------	-----------

### Randolph Co SO

Aggravated Assault	1	1	0
Simple Assault	9	8	1
Drug/Narcotic Violations	2	2	0
Weapon Law Violations	1	1	0
Driving Under The Influence	9	9	0
Drunkenness	2	2	0
Liquor Law Violations	1	1	0
All Other Offenses	6	6	0

<b>Randolph Co SO</b>	<b>TOTAL</b>	<b>31</b>	<b>30</b>	<b>1</b>
-----------------------	--------------	-----------	-----------	----------

<b>Randolph County</b>	<b>TOTAL</b>	<b>961</b>	<b>849</b>	<b>112</b>
------------------------	--------------	------------	------------	------------

**Ritchie County**



# ARRESTS (Group "A" and "B") by AGENCY

## 2002

# of ARRESTS	Adult Arrests	Juvenile Arrests
--------------	---------------	------------------

### DNR - 6 - Ritchie

Drug/Narcotic Violations	1	1	0
Liquor Law Violations	2	2	0
All Other Offenses	40	39	1

<b>DNR - 6 - Ritchie</b>	<b>TOTAL</b>	<b>43</b>	<b>42</b>	<b>1</b>
--------------------------	--------------	-----------	-----------	----------

### Harrisville SP

Sexual Assault With An Object	1	1	0
Forcible Fondling	2	2	0
Aggravated Assault	4	4	0
Simple Assault	18	17	1
Intimidation	1	1	0
Burglary/Breaking & Entering	2	2	0
Counterfeiting/Forgery	26	26	0
Destruction/Damage/Vandalism of Property	5	5	0
False Pretenses/Swindle/Confidence Game	4	4	0
Motor Vehicle Theft	4	4	0
Drug/Narcotic Violations	11	10	1
Drug Equipment Violations	1	1	0
Weapon Law Violations	14	8	6
Driving Under The Influence	24	22	2
Drunkenness	5	5	0
Liquor Law Violations	9	4	5
Trespass of Real Property	1	1	0
All Other Offenses	21	20	1
Others	6	5	1

<b>Harrisville SP</b>	<b>TOTAL</b>	<b>159</b>	<b>142</b>	<b>17</b>
-----------------------	--------------	------------	------------	-----------

### Ritchie Co SO

Bad Checks	13	13	0
Driving Under The Influence	2	2	0
Drunkenness	2	2	0
Family Offenses (Nonviolent)	1	1	0
All Other Offenses	5	5	0

<b>Ritchie Co SO</b>	<b>TOTAL</b>	<b>23</b>	<b>23</b>	<b>0</b>
----------------------	--------------	-----------	-----------	----------

<b>Ritchie County</b>	<b>TOTAL</b>	<b>225</b>	<b>207</b>	<b>18</b>
-----------------------	--------------	------------	------------	-----------

## Roane County

### DNR - 6 - Roane

Weapon Law Violations	1	1	0
Driving Under The Influence	2	2	0
All Other Offenses	54	54	0

<b>DNR - 6 - Roane</b>	<b>TOTAL</b>	<b>57</b>	<b>57</b>	<b>0</b>
------------------------	--------------	-----------	-----------	----------

# ARRESTS (Group "A" and "B") by AGENCY

## 2002

	# of ARRESTS	Adult Arrests	Juvenile Arrests
<b>Roane Co SO</b>			
Forcible Rape	5	3	2
Aggravated Assault	14	12	2
Simple Assault	43	40	3
Intimidation	5	5	0
Arson	1	0	1
Burglary/Breaking & Entering	29	21	8
Counterfeiting/Forgery	3	3	0
Destruction/Damage/Vandalism of Property	9	8	1
False Pretenses/Swindle/Confidence Game	2	2	0
Theft From Motor Vehicle	2	2	0
Motor Vehicle Theft	2	2	0
Stolen Property Offenses	3	3	0
Drug/Narcotic Violations	15	15	0
Weapon Law Violations	6	4	2
Bad Checks	39	39	0
Disorderly Conduct	11	11	0
Driving Under The Influence	44	43	1
Drunkenness	13	13	0
Liquor Law Violations	7	6	1
Trespass of Real Property	4	4	0
All Other Offenses	46	45	1
Others	5	5	0
<b>Roane Co SO</b>	<b>308</b>	<b>286</b>	<b>22</b>
<b>TOTAL</b>	<b>308</b>	<b>286</b>	<b>22</b>

# ARRESTS (Group "A" and "B") by AGENCY

## 2002

# of ARRESTS	Adult Arrests	Juvenile Arrests
--------------	---------------	------------------

### Spencer PD

Statutory Rape	1	1	0
Simple Assault	24	24	0
Intimidation	2	2	0
Kidnaping/Abduction	1	1	0
Burglary/Breaking & Entering	3	3	0
Destruction/Damage/Vandalism of Property	4	4	0
Extortion/Blackmail	1	1	0
False Pretenses/Swindle/Confidence Game	3	3	0
Shoplifting	12	9	3
Theft From Building	5	4	1
Theft From Motor Vehicle	4	4	0
Motor Vehicle Theft	3	2	1
Drug/Narcotic Violations	2	2	0
Assisting or Promoting Prostitution	1	1	0
Disorderly Conduct	9	9	0
Driving Under The Influence	4	4	0
Drunkenness	22	22	0
Liquor Law Violations	5	3	2
Runaway	1	0	1
Trespass of Real Property	1	1	0
All Other Offenses	5	5	0
Others	1	1	0

<b>Spencer PD</b>	<b>TOTAL</b>	<b>114</b>	<b>106</b>	<b>8</b>
-------------------	--------------	------------	------------	----------

### Spencer SP

Murder and Nonnegligent Manslaughter	1	1	0
Aggravated Assault	4	4	0
Simple Assault	7	7	0
Intimidation	4	4	0
Arson	1	1	0
Burglary/Breaking & Entering	1	1	0
Destruction/Damage/Vandalism of Property	2	2	0
Motor Vehicle Theft	3	1	2
Drug/Narcotic Violations	4	4	0
Disorderly Conduct	1	1	0
Driving Under The Influence	12	12	0
Liquor Law Violations	1	1	0
All Other Offenses	13	13	0
Others	1	1	0

<b>Spencer SP</b>	<b>TOTAL</b>	<b>55</b>	<b>53</b>	<b>2</b>
-------------------	--------------	-----------	-----------	----------

<b>Roane</b>	<b>County</b>	<b>TOTAL</b>	<b>534</b>	<b>502</b>	<b>32</b>
--------------	---------------	--------------	------------	------------	-----------

## Summers County

# ARRESTS (Group "A" and "B") by AGENCY

## 2002

# of ARRESTS	Adult Arrests	Juvenile Arrests
--------------	---------------	------------------

### DNR - 4 - Summers

Simple Assault	1	1	0		
Weapon Law Violations	2	2	0		
All Other Offenses	105	93	8		
<b>DNR - 4 - Summers</b>				<b>TOTAL</b>	
	<b>108</b>	<b>96</b>	<b>8</b>		

### Hinton PD

Murder and Nonnegligent Manslaughter	1	1	0		
Aggravated Assault	3	3	0		
Simple Assault	29	29	0		
Intimidation	7	7	0		
Kidnaping/Abduction	1	1	0		
Burglary/Breaking & Entering	4	4	0		
False Pretenses/Swindle/Confidence Game	1	1	0		
Shoplifting	1	1	0		
Drug/Narcotic Violations	3	3	0		
Weapon Law Violations	3	3	0		
Driving Under The Influence	20	20	0		
Drunkenness	4	4	0		
Liquor Law Violations	1	1	0		
All Other Offenses	3	3	0		
Others	1	1	0		
<b>Hinton PD</b>				<b>TOTAL</b>	
	<b>82</b>	<b>82</b>	<b>0</b>		

### Hinton SP

Aggravated Assault	4	4	0		
Simple Assault	6	6	0		
Intimidation	3	3	0		
Robbery	2	2	0		
Burglary/Breaking & Entering	15	15	0		
Destruction/Damage/Vandalism of Property	2	2	0		
False Pretenses/Swindle/Confidence Game	1	1	0		
Motor Vehicle Theft	1	1	0		
Drug/Narcotic Violations	2	1	1		
Driving Under The Influence	4	4	0		
Trespass of Real Property	2	2	0		
All Other Offenses	1	1	0		
Others	5	5	0		
<b>Hinton SP</b>				<b>TOTAL</b>	
	<b>48</b>	<b>47</b>	<b>1</b>		

# ARRESTS (Group "A" and "B") by AGENCY

## 2002

# of ARRESTS	Adult Arrests	Juvenile Arrests
--------------	---------------	------------------

### Summers Co SO

Murder and Nonnegligent Manslaughter		1	1	0
Aggravated Assault		3	3	0
Simple Assault		7	7	0
Intimidation		2	2	0
Burglary/Breaking & Entering		6	6	0
Destruction/Damage/Vandalism of Property		1	1	0
Stolen Property Offenses		1	1	0
Drug/Narcotic Violations		6	6	0
Bad Checks		1	1	0
Driving Under The Influence		20	20	0
Drunkenness		1	1	0
All Other Offenses		2	2	0
<b>Summers Co SO</b>	<b>TOTAL</b>	<b>51</b>	<b>51</b>	<b>0</b>
<b>Summers</b>	<b>County</b>	<b>TOTAL</b>	<b>289</b>	<b>276</b>
			<b>9</b>	

### Taylor County

#### DNR - 1 - Taylor

All Other Offenses		82	77	3
<b>DNR - 1 - Taylor</b>	<b>TOTAL</b>	<b>82</b>	<b>77</b>	<b>3</b>

#### Grafton PD

Forcible Fondling		1	1	0
Aggravated Assault		4	4	0
Simple Assault		19	19	0
Destruction/Damage/Vandalism of Property		1	1	0
Shoplifting		1	1	0
Theft From Building		1	1	0
Stolen Property Offenses		1	1	0
Drug/Narcotic Violations		3	3	0
Driving Under The Influence		12	12	0
Drunkenness		2	2	0
Family Offenses (Nonviolent)		1	1	0
Trespass of Real Property		2	2	0
<b>Grafton PD</b>	<b>TOTAL</b>	<b>48</b>	<b>48</b>	<b>0</b>

# ARRESTS (Group "A" and "B") by AGENCY

## 2002

# of ARRESTS	Adult Arrests	Juvenile Arrests
--------------	---------------	------------------

### Grafton SP

Forcible Sodomy	1	1	0
Forcible Fondling	1	1	0
Simple Assault	8	8	0
Intimidation	2	2	0
Burglary/Breaking & Entering	2	2	0
Driving Under The Influence	7	7	0
Drunkenness	1	1	0
Liquor Law Violations	3	2	1
Trespass of Real Property	1	1	0

<b>Grafton SP</b>	<b>TOTAL</b>	<b>26</b>	<b>25</b>	<b>1</b>
-------------------	--------------	-----------	-----------	----------

<b>Taylor County</b>	<b>TOTAL</b>	<b>156</b>	<b>150</b>	<b>4</b>
----------------------	--------------	------------	------------	----------

### Tucker County

#### DNR - 1 - Tucker

Drug/Narcotic Violations	2	2	0
All Other Offenses	44	42	1

<b>DNR - 1 - Tucker</b>	<b>TOTAL</b>	<b>46</b>	<b>44</b>	<b>1</b>
-------------------------	--------------	-----------	-----------	----------

#### Parsons SP

Aggravated Assault	5	5	0
Simple Assault	16	16	0
Intimidation	7	7	0
Counterfeiting/Forgery	1	1	0
Destruction/Damage/Vandalism of Property	3	3	0
False Pretenses/Swindle/Confidence Game	1	1	0
Theft From Building	2	2	0
Theft From Motor Vehicle	1	1	0
Motor Vehicle Theft	1	1	0
Stolen Property Offenses	1	1	0
Drug/Narcotic Violations	14	13	1
Weapon Law Violations	1	1	0
Bad Checks	6	6	0
Driving Under The Influence	9	9	0
Drunkenness	5	5	0
Family Offenses (Nonviolent)	1	1	0
Liquor Law Violations	7	4	3
Trespass of Real Property	1	1	0
All Other Offenses	9	8	1
Others	1	1	0

<b>Parsons SP</b>	<b>TOTAL</b>	<b>92</b>	<b>87</b>	<b>5</b>
-------------------	--------------	-----------	-----------	----------

# ARRESTS (Group "A" and "B") by AGENCY

## 2002

# of ARRESTS	Adult Arrests	Juvenile Arrests
--------------	---------------	------------------

### Tucker Co SO

Murder and Nonnegligent Manslaughter	1	1	0		
Aggravated Assault	7	7	0		
Simple Assault	21	17	4		
Destruction/Damage/Vandalism of Property	31	6	25		
Motor Vehicle Theft	4	0	4		
Stolen Property Offenses	1	1	0		
Drug/Narcotic Violations	7	2	5		
Weapon Law Violations	1	1	0		
Bad Checks	9	9	0		
Driving Under The Influence	11	11	0		
Liquor Law Violations	1	1	0		
Trespass of Real Property	5	4	1		
All Other Offenses	2	2	0		
Others	1	1	0		
<b>Tucker Co SO</b>	<b>TOTAL</b>	<b>102</b>	<b>63</b>	<b>39</b>	
<b>Tucker</b>	<b>County</b>	<b>TOTAL</b>	<b>240</b>	<b>194</b>	<b>45</b>

### Tyler County

#### DNR - 6 - Tyler

All Other Offenses	2	2	0	
<b>DNR - 6 - Tyler</b>	<b>TOTAL</b>	<b>2</b>	<b>2</b>	<b>0</b>

#### Paden City PD

Aggravated Assault	1	1	0	
Simple Assault	5	5	0	
Intimidation	1	1	0	
Destruction/Damage/Vandalism of Property	5	4	1	
Theft From Building	1	1	0	
Motor Vehicle Theft	2	2	0	
Disorderly Conduct	1	1	0	
Driving Under The Influence	8	8	0	
Liquor Law Violations	22	14	8	
All Other Offenses	2	1	1	
<b>Paden City PD</b>	<b>TOTAL</b>	<b>48</b>	<b>38</b>	<b>10</b>

#### Sistersville PD

Simple Assault	2	2	0	
Drunkness	2	2	0	
<b>Sistersville PD</b>	<b>TOTAL</b>	<b>4</b>	<b>4</b>	<b>0</b>

# ARRESTS (Group "A" and "B") by AGENCY

## 2002

# of ARRESTS	Adult Arrests	Juvenile Arrests
--------------	---------------	------------------

### Tyler Co SO

Murder and Nonnegligent Manslaughter	1	1	0		
Forcible Rape	1	0	1		
Forcible Sodomy	1	0	1		
Aggravated Assault	1	1	0		
Simple Assault	31	26	5		
Intimidation	1	1	0		
Burglary/Breaking & Entering	6	4	2		
Destruction/Damage/Vandalism of Property	3	2	1		
Shoplifting	1	0	1		
Motor Vehicle Theft	1	0	1		
Drug/Narcotic Violations	11	5	6		
Weapon Law Violations	1	0	1		
Disorderly Conduct	1	1	0		
Driving Under The Influence	17	17	0		
Drunkenness	5	5	0		
Liquor Law Violations	26	18	8		
Trespass of Real Property	3	3	0		
All Other Offenses	6	6	0		
Others	2	0	2		
<b>Tyler Co SO</b>	<b>TOTAL</b>	<b>119</b>	<b>90</b>	<b>29</b>	
<b>Tyler</b>	<b>County</b>	<b>TOTAL</b>	<b>173</b>	<b>134</b>	<b>39</b>

### Upshur County



# ARRESTS (Group "A" and "B") by AGENCY

## 2002

# of ARRESTS	Adult Arrests	Juvenile Arrests
--------------	---------------	------------------

### Buckhannon PD

Aggravated Assault	1	1	0
Simple Assault	48	39	9
Intimidation	2	2	0
Burglary/Breaking & Entering	18	7	11
Counterfeiting/Forgery	2	2	0
Destruction/Damage/Vandalism of Property	16	10	6
False Pretenses/Swindle/Confidence Game	1	1	0
Shoplifting	30	20	10
Theft From Building	8	5	3
Theft From Coin Operated Machine or Device	2	0	2
Motor Vehicle Theft	1	1	0
Stolen Property Offenses	4	2	2
Drug/Narcotic Violations	12	11	1
Driving Under The Influence	47	47	0
Drunkenness	30	30	0
Liquor Law Violations	33	29	4
Trespass of Real Property	8	4	4
All Other Offenses	19	12	7
Others	4	2	2

<b>Buckhannon PD</b>	<b>TOTAL</b>	<b>286</b>	<b>225</b>	<b>61</b>
----------------------	--------------	------------	------------	-----------

### Buckhannon SP

Forcible Fondling	6	6	0
Aggravated Assault	3	3	0
Simple Assault	30	25	5
Intimidation	1	1	0
Burglary/Breaking & Entering	12	2	10
Counterfeiting/Forgery	4	4	0
Destruction/Damage/Vandalism of Property	9	5	4
False Pretenses/Swindle/Confidence Game	3	3	0
Credit Card/Automatic Teller Fraud	1	1	0
Theft From Motor Vehicle	5	4	1
Theft of Motor Vehicle Parts/Accessories	2	2	0
Motor Vehicle Theft	11	5	6
Stolen Property Offenses	4	4	0
Drug/Narcotic Violations	20	19	1
Weapon Law Violations	4	4	0
Driving Under The Influence	41	40	1
Drunkenness	8	7	1
Family Offenses (Nonviolent)	4	4	0
Liquor Law Violations	5	3	2
All Other Offenses	37	19	18
Others	4	4	0

<b>Buckhannon SP</b>	<b>TOTAL</b>	<b>214</b>	<b>165</b>	<b>49</b>
----------------------	--------------	------------	------------	-----------

# ARRESTS (Group "A" and "B") by AGENCY

## 2002

# of ARRESTS	Adult Arrests	Juvenile Arrests
--------------	---------------	------------------

### DNR - 3 - Upshur Co

Drug/Narcotic Violations	2	2	0
All Other Offenses	54	49	5
<b>DNR - 3 - Upshur Co</b> <b>TOTAL</b>	<b>56</b>	<b>51</b>	<b>5</b>

### Upshur Co SO

Forcible Rape	1	1	0
Statutory Rape	2	2	0
Aggravated Assault	6	5	1
Simple Assault	31	19	12
Intimidation	7	6	1
Counterfeiting/Forgery	1	1	0
Destruction/Damage/Vandalism of Property	7	1	6
False Pretenses/Swindle/Confidence Game	7	6	1
Shoplifting	1	1	0
Theft From Motor Vehicle	10	8	2
Theft of Motor Vehicle Parts/Accessories	3	3	0
Motor Vehicle Theft	7	5	2
Stolen Property Offenses	1	1	0
Drug/Narcotic Violations	5	1	4
Driving Under The Influence	12	12	0
Liquor Law Violations	8	3	5
Trespass of Real Property	4	4	0
All Other Offenses	6	2	4
Others	5	3	2
<b>Upshur Co SO</b> <b>TOTAL</b>	<b>124</b>	<b>84</b>	<b>40</b>
<b>Upshur County</b> <b>TOTAL</b>	<b>680</b>	<b>525</b>	<b>155</b>

## Wayne County

### Ceredo PD

Aggravated Assault	1	1	0
Simple Assault	2	2	0
Counterfeiting/Forgery	1	1	0
Shoplifting	4	4	0
Motor Vehicle Theft	1	1	0
Drug/Narcotic Violations	3	3	0
Disorderly Conduct	1	1	0
Driving Under The Influence	19	19	0
Drunkenness	2	2	0
Liquor Law Violations	2	2	0
Trespass of Real Property	2	2	0
All Other Offenses	8	8	0
Others	1	1	0
<b>Ceredo PD</b> <b>TOTAL</b>	<b>47</b>	<b>47</b>	<b>0</b>

# ARRESTS (Group "A" and "B") by AGENCY

## 2002

# of ARRESTS	Adult Arrests	Juvenile Arrests
--------------	---------------	------------------

### DNR - 5 - Wayne

Drug/Narcotic Violations	3	3	0
All Other Offenses	95	88	5

<b>DNR - 5 - Wayne</b>	<b>TOTAL</b>	<b>98</b>	<b>91</b>	<b>5</b>
------------------------	--------------	-----------	-----------	----------

### FIRE MARSHAL - Wayne

Arson	6	6	0
-------	---	---	---

<b>FIRE MARSHAL - Wayne</b>	<b>TOTAL</b>	<b>6</b>	<b>6</b>	<b>0</b>
-----------------------------	--------------	----------	----------	----------

### Kenova PD

Aggravated Assault	12	11	1
Simple Assault	6	6	0
Burglary/Breaking & Entering	4	2	2
Counterfeiting/Forgery	1	1	0
Shoplifting	1	0	1
Theft From Building	2	2	0
Drug/Narcotic Violations	7	5	2
Disorderly Conduct	8	8	0
Driving Under The Influence	39	38	1
Drunkenness	6	6	0
Liquor Law Violations	4	4	0
Trespass of Real Property	3	3	0
All Other Offenses	36	33	3

<b>Kenova PD</b>	<b>TOTAL</b>	<b>129</b>	<b>119</b>	<b>10</b>
------------------	--------------	------------	------------	-----------

### Wayne Co SO

Murder and Nonnegligent Manslaughter	1	1	0
Forcible Fondling	1	1	0
Aggravated Assault	8	8	0
Simple Assault	50	50	0
Intimidation	16	16	0
Burglary/Breaking & Entering	1	1	0
Counterfeiting/Forgery	1	1	0
Destruction/Damage/Vandalism of Property	3	3	0
Drug/Narcotic Violations	4	4	0
Driving Under The Influence	29	28	1
Drunkenness	4	4	0
Trespass of Real Property	2	2	0
All Other Offenses	7	7	0

<b>Wayne Co SO</b>	<b>TOTAL</b>	<b>127</b>	<b>126</b>	<b>1</b>
--------------------	--------------	------------	------------	----------

### Wayne PD

All Other Offenses	1	1	0
Others	1	1	0

<b>Wayne PD</b>	<b>TOTAL</b>	<b>2</b>	<b>2</b>	<b>0</b>
-----------------	--------------	----------	----------	----------

# ARRESTS (Group "A" and "B") by AGENCY

## 2002

# of ARRESTS	Adult Arrests	Juvenile Arrests
--------------	---------------	------------------

### Wayne SP

Murder and Nonnegligent Manslaughter	1	1	0		
Forcible Sodomy	1	1	0		
Forcible Fondling	1	1	0		
Statutory Rape	1	1	0		
Aggravated Assault	23	22	1		
Simple Assault	48	45	3		
Intimidation	12	12	0		
Robbery	1	1	0		
Arson	3	3	0		
Burglary/Breaking & Entering	13	10	3		
Counterfeiting/Forgery	3	3	0		
Destruction/Damage/Vandalism of Property	11	9	2		
False Pretenses/Swindle/Confidence Game	1	1	0		
Credit Card/Automatic Teller Fraud	1	1	0		
Shoplifting	1	1	0		
Theft From Building	2	2	0		
Theft From Motor Vehicle	1	0	1		
Motor Vehicle Theft	8	8	0		
Stolen Property Offenses	4	4	0		
Drug/Narcotic Violations	31	29	2		
Drug Equipment Violations	2	2	0		
Weapon Law Violations	2	1	1		
Driving Under The Influence	19	19	0		
Drunkenness	2	2	0		
Liquor Law Violations	7	7	0		
Trespass of Real Property	1	1	0		
All Other Offenses	23	21	2		
Others	5	5	0		
<b>Wayne SP</b>	<b>TOTAL</b>	<b>228</b>	<b>213</b>	<b>15</b>	
<b>Wayne</b>	<b>County</b>	<b>TOTAL</b>	<b>637</b>	<b>604</b>	<b>31</b>

### **Webster County**

#### DNR - 3 - Webster

Stolen Property Offenses	1	1	0	
Drug/Narcotic Violations	18	18	0	
All Other Offenses	179	164	15	
<b>DNR - 3 - Webster</b>	<b>TOTAL</b>	<b>198</b>	<b>183</b>	<b>15</b>

# ARRESTS (Group "A" and "B") by AGENCY

**2002**

# of ARRESTS	Adult Arrests	Juvenile Arrests
--------------	---------------	------------------

## Upperglade SP

Aggravated Assault	5	5	0
Simple Assault	23	23	0
Intimidation	3	3	0
Burglary/Breaking & Entering	4	4	0
Counterfeiting/Forgery	1	1	0
Shoplifting	2	2	0
Theft From Building	1	1	0
Theft From Motor Vehicle	1	1	0
Drug/Narcotic Violations	8	8	0
Driving Under The Influence	23	23	0
Drunkenness	3	3	0
Liquor Law Violations	2	2	0
All Other Offenses	26	14	12
Others	1	1	0
<b>Upperglade SP</b>	<b>TOTAL</b>	<b>103</b>	<b>91</b>
<b>Webster</b>	<b>County</b>	<b>TOTAL</b>	<b>301</b>
			<b>274</b>
			<b>27</b>

## Wetzel County

### DNR - 1 - Wetzel

Weapon Law Violations	1	1	0
All Other Offenses	28	27	1
<b>DNR - 1 - Wetzel</b>	<b>TOTAL</b>	<b>29</b>	<b>28</b>
			<b>1</b>

### Hundred SP

Aggravated Assault	2	1	1
Simple Assault	5	4	1
Intimidation	3	3	0
Counterfeiting/Forgery	1	1	0
Extortion/Blackmail	2	0	2
Theft From Building	1	1	0
Motor Vehicle Theft	1	1	0
Stolen Property Offenses	4	4	0
Drug/Narcotic Violations	2	2	0
Disorderly Conduct	1	0	1
Driving Under The Influence	14	14	0
Liquor Law Violations	2	2	0
All Other Offenses	9	4	5
Others	2	2	0
<b>Hundred SP</b>	<b>TOTAL</b>	<b>49</b>	<b>39</b>
			<b>10</b>

# ARRESTS (Group "A" and "B") by AGENCY

## 2002

# of ARRESTS	Adult Arrests	Juvenile Arrests
--------------	---------------	------------------

### New Martinsville PD

Forcible Sodomy	1	1	0
Aggravated Assault	4	4	0
Simple Assault	14	13	1
Destruction/Damage/Vandalism of Property	4	4	0
Shoplifting	8	5	3
Theft From Coin Operated Machine or Device	1	1	0
Motor Vehicle Theft	2	0	2
Disorderly Conduct	3	3	0
Driving Under The Influence	14	14	0
Drunkenness	1	1	0
Liquor Law Violations	8	7	1
Trespass of Real Property	2	2	0
All Other Offenses	10	9	1
Others	5	5	0

<b>New Martinsville PD</b>	<b>TOTAL</b>	<b>77</b>	<b>69</b>	<b>8</b>
----------------------------	--------------	-----------	-----------	----------

### Paden City SP

Aggravated Assault	6	2	4
Simple Assault	14	12	2
Intimidation	1	1	0
Motor Vehicle Theft	1	1	0
Drug/Narcotic Violations	7	7	0
Weapon Law Violations	1	1	0
Driving Under The Influence	16	16	0
Drunkenness	4	4	0
Family Offenses (Nonviolent)	1	1	0
Liquor Law Violations	8	3	5
Runaway	1	0	1
All Other Offenses	6	6	0

<b>Paden City SP</b>	<b>TOTAL</b>	<b>66</b>	<b>54</b>	<b>12</b>
----------------------	--------------	-----------	-----------	-----------

# ARRESTS (Group "A" and "B") by AGENCY

## 2002

# of ARRESTS	Adult Arrests	Juvenile Arrests
--------------	---------------	------------------

### Wetzel Co SO

Incest	1	1	0
Aggravated Assault	1	1	0
Simple Assault	6	6	0
Intimidation	2	2	0
Burglary/Breaking & Entering	4	4	0
Destruction/Damage/Vandalism of Property	1	1	0
Motor Vehicle Theft	2	2	0
Drug Equipment Violations	1	1	0
Weapon Law Violations	1	1	0
Driving Under The Influence	10	10	0
Drunkenness	1	1	0
Liquor Law Violations	1	1	0
All Other Offenses	3	3	0

<b>Wetzel Co SO</b>	<b>TOTAL</b>	<b>34</b>	<b>34</b>	<b>0</b>
<b>Wetzel County</b>	<b>TOTAL</b>	<b>255</b>	<b>224</b>	<b>31</b>

### Wirt County

#### DNR - 6 - Wirt

Driving Under The Influence	1	1	0
Liquor Law Violations	1	0	1
All Other Offenses	16	16	0

<b>DNR - 6 - Wirt</b>	<b>TOTAL</b>	<b>18</b>	<b>17</b>	<b>1</b>
-----------------------	--------------	-----------	-----------	----------

#### Elizabeth SP

Forcible Fondling	1	1	0
Aggravated Assault	1	1	0
Simple Assault	9	9	0
Destruction/Damage/Vandalism of Property	2	2	0
Drug/Narcotic Violations	1	1	0
Driving Under The Influence	6	6	0
Drunkenness	1	1	0
All Other Offenses	5	4	1

<b>Elizabeth SP</b>	<b>TOTAL</b>	<b>26</b>	<b>25</b>	<b>1</b>
---------------------	--------------	-----------	-----------	----------

#### Wirt Co SO

Bad Checks	16	16	0
Driving Under The Influence	12	12	0
All Other Offenses	6	6	0

<b>Wirt Co SO</b>	<b>TOTAL</b>	<b>34</b>	<b>34</b>	<b>0</b>
-------------------	--------------	-----------	-----------	----------

<b>Wirt County</b>	<b>TOTAL</b>	<b>78</b>	<b>76</b>	<b>2</b>
--------------------	--------------	-----------	-----------	----------

### Wood County

# ARRESTS (Group "A" and "B") by AGENCY

## 2002

# of ARRESTS	Adult Arrests	Juvenile Arrests
--------------	---------------	------------------

### DNR - 6 - Wood

Drug/Narcotic Violations	2	2	0
Driving Under The Influence	1	1	0
Liquor Law Violations	2	2	0
All Other Offenses	98	95	3

<b>DNR - 6 - Wood</b>			
<b>TOTAL</b>	<b>103</b>	<b>100</b>	<b>3</b>

### Parkersburg PD

Forcible Rape	1	0	1
Forcible Fondling	2	0	2
Aggravated Assault	7	3	3
Simple Assault	127	68	56
Intimidation	13	11	2
Robbery	2	1	1
Arson	1	1	0
Burglary/Breaking & Entering	7	6	1
Counterfeiting/Forgery	1	1	0
Destruction/Damage/Vandalism of Property	22	1	20
False Pretenses/Swindle/Confidence Game	3	3	0
Credit Card/Automatic Teller Fraud	1	0	1
Purse-snatching	1	0	1
Shoplifting	63	1	59
Theft From Building	19	7	12
Theft From Motor Vehicle	7	2	5
Motor Vehicle Theft	7	2	5
Drug/Narcotic Violations	51	25	24
Weapon Law Violations	4	3	1
Bad Checks	19	19	0
Curfew/Loitering/Vagrancy Violations	1	1	0
Disorderly Conduct	26	26	0
Driving Under The Influence	214	214	0
Drunkenness	334	334	0
Family Offenses (Nonviolent)	4	4	0
Liquor Law Violations	174	173	1
Trespass of Real Property	5	5	0
All Other Offenses	209	209	0
Others	9	3	5

<b>Parkersburg PD</b>			
<b>TOTAL</b>	<b>1,334</b>	<b>1,123</b>	<b>200</b>



# ARRESTS (Group "A" and "B") by AGENCY

## 2002

# of ARRESTS	Adult Arrests	Juvenile Arrests
--------------	---------------	------------------

### Parkersburg SP

Simple Assault	14	14	0
Arson	5	5	0
Counterfeiting/Forgery	2	2	0
Destruction/Damage/Vandalism of Property	5	5	0
Impersonation	16	16	0
Motor Vehicle Theft	4	3	1
Drug/Narcotic Violations	7	7	0
Driving Under The Influence	21	21	0
Drunkenness	4	4	0
Liquor Law Violations	2	2	0
Trespass of Real Property	1	1	0
All Other Offenses	6	6	0

<b>Parkersburg SP</b>	<b>TOTAL</b>	<b>87</b>	<b>86</b>	<b>1</b>
-----------------------	--------------	-----------	-----------	----------

### Vienna PD

Simple Assault	21	21	0
Counterfeiting/Forgery	1	1	0
Destruction/Damage/Vandalism of Property	1	1	0
False Pretenses/Swindle/Confidence Game	1	1	0
Credit Card/Automatic Teller Fraud	5	5	0
Impersonation	1	1	0
Purse-snatching	1	1	0
Shoplifting	76	76	0
Theft From Building	1	1	0
Motor Vehicle Theft	2	1	1
Drug/Narcotic Violations	11	9	2
Weapon Law Violations	1	1	0
Curfew/Loitering/Vagrancy Violations	4	0	4
Driving Under The Influence	47	47	0
Drunkenness	6	6	0
Liquor Law Violations	8	7	1
All Other Offenses	2	2	0
Others	4	4	0

<b>Vienna PD</b>	<b>TOTAL</b>	<b>193</b>	<b>185</b>	<b>8</b>
------------------	--------------	------------	------------	----------

# ARRESTS (Group "A" and "B") by AGENCY

---

## 2002

# of ARRESTS	Adult Arrests	Juvenile Arrests
--------------	---------------	------------------

### Williamstown PD

Simple Assault	2	2	0	
Burglary/Breaking & Entering	2	0	2	
Destruction/Damage/Vandalism of Property	1	1	0	
False Pretenses/Swindle/Confidence Game	1	1	0	
Shoplifting	1	1	0	
Curfew/Loitering/Vagrancy Violations	1	1	0	
Disorderly Conduct	1	1	0	
Driving Under The Influence	5	5	0	
Drunkenness	1	1	0	
Trespass of Real Property	1	1	0	
All Other Offenses	3	3	0	
<b>Williamstown PD</b>				
<b>TOTAL</b>	<b>19</b>	<b>17</b>	<b>2</b>	

# ARRESTS (Group "A" and "B") by AGENCY

## 2002

# of ARRESTS	Adult Arrests	Juvenile Arrests
--------------	---------------	------------------

### Wood Co SO

Sexual Assault With An Object		1	1	0	
Forcible Fondling		1	1	0	
Aggravated Assault		19	19	0	
Simple Assault		95	88	7	
Intimidation		4	2	2	
Kidnaping/Abduction		2	2	0	
Robbery		1	1	0	
Arson		2	2	0	
Burglary/Breaking & Entering		10	6	4	
Counterfeiting/Forgery		14	13	1	
Destruction/Damage/Vandalism of Property		36	29	7	
False Pretenses/Swindle/Confidence Game		14	14	0	
Credit Card/Automatic Teller Fraud		1	1	0	
Shoplifting		2	1	1	
Theft From Building		8	8	0	
Theft From Motor Vehicle		5	5	0	
Motor Vehicle Theft		6	2	4	
Stolen Property Offenses		2	2	0	
Drug/Narcotic Violations		38	38	0	
Pornography/Obscene Material		2	2	0	
Weapon Law Violations		2	2	0	
Bad Checks		3	3	0	
Disorderly Conduct		9	9	0	
Driving Under The Influence		119	118	1	
Drunkenness		67	66	1	
Family Offenses (Nonviolent)		8	8	0	
Liquor Law Violations		63	39	24	
Trespass of Real Property		2	2	0	
All Other Offenses		71	60	11	
Others		11	11	0	
<b>Wood Co SO</b>	<b>TOTAL</b>	<b>618</b>	<b>555</b>	<b>63</b>	
<b>Wood</b>	<b>County</b>	<b>TOTAL</b>	<b>2,354</b>	<b>2,066</b>	<b>277</b>

### Wyoming County

#### DNR - 4 - Wyoming

Driving Under The Influence		1	1	0
All Other Offenses		54	51	3
<b>DNR - 4 - Wyoming</b>	<b>TOTAL</b>	<b>55</b>	<b>52</b>	<b>3</b>

# ARRESTS (Group "A" and "B") by AGENCY

## 2002

# of ARRESTS	Adult Arrests	Juvenile Arrests
--------------	---------------	------------------

<b><u>Jesse SP</u></b>				
Aggravated Assault	1	1	0	
Simple Assault	4	4	0	
Burglary/Breaking & Entering	2	2	0	
Counterfeiting/Forgery	1	1	0	
False Pretenses/Swindle/Confidence Game	2	2	0	
Theft From Building	2	2	0	
Stolen Property Offenses	1	1	0	
Drug/Narcotic Violations	2	2	0	
Driving Under The Influence	3	3	0	
Liquor Law Violations	5	5	0	
All Other Offenses	2	2	0	
<b>Jesse SP</b>	<b>TOTAL</b>	<b>25</b>	<b>25</b>	<b>0</b>
<b><u>Mullens PD</u></b>				
Counterfeiting/Forgery	1	1	0	
Driving Under The Influence	3	3	0	
<b>Mullens PD</b>	<b>TOTAL</b>	<b>4</b>	<b>4</b>	<b>0</b>
<b><u>Oceana PD</u></b>				
Forcible Fondling	1	1	0	
Aggravated Assault	5	5	0	
Simple Assault	12	12	0	
Intimidation	1	1	0	
Burglary/Breaking & Entering	3	3	0	
Counterfeiting/Forgery	2	2	0	
Shoplifting	18	17	1	
Theft From Motor Vehicle	1	1	0	
Motor Vehicle Theft	1	0	1	
Drug/Narcotic Violations	11	11	0	
Driving Under The Influence	24	23	1	
Liquor Law Violations	11	11	0	
All Other Offenses	3	0	3	
<b>Oceana PD</b>	<b>TOTAL</b>	<b>93</b>	<b>87</b>	<b>6</b>
<b><u>Pineville PD</u></b>				
Aggravated Assault	2	2	0	
Simple Assault	6	6	0	
Counterfeiting/Forgery	1	1	0	
False Pretenses/Swindle/Confidence Game	1	1	0	
Drug/Narcotic Violations	3	3	0	
Driving Under The Influence	17	17	0	
All Other Offenses	7	7	0	
Others	1	1	0	
<b>Pineville PD</b>	<b>TOTAL</b>	<b>38</b>	<b>38</b>	<b>0</b>

# ARRESTS (Group "A" and "B") by AGENCY

---

**2002**

# of ARRESTS	Adult Arrests	Juvenile Arrests
--------------	---------------	------------------

<u>Wyoming Co SO</u>				
Aggravated Assault		2	2	0
Simple Assault		39	39	0
Burglary/Breaking & Entering		2	2	0
Impersonation		1	1	0
Others		1	1	0
<b>Wyoming Co SO</b>	<b>TOTAL</b>	<b>45</b>	<b>45</b>	<b>0</b>
<b>Wyoming County</b>	<b>TOTAL</b>	<b>260</b>	<b>251</b>	<b>9</b>
<b>WEST VIRGINIA</b>	<b>TOTAL</b>	<b>44,435</b>	<b>40,798</b>	<b>3,539</b>

**NOTE**

Some arrests did not report an age, so they could not be counted in either the juvenile or adult category. This explains why sometimes the two columns do NOT add to the total in the # ofArrests column.

This report only counts the one arrest listed in the incident for the person arrested. It does not include additional offenses in the incident that were cleared by the arrest.

# Section III

# Special Topics

# Seized Drug Report Summary

---

2002

## "Crack" Cocaine

---

Drug Type Measure	Quantity
Dose Units/Items	376.04
Gram	758.02
Kilogram	10.00
Ounce	10.95

## Amphetamines/Methamphetamines

---

Drug Type Measure	Quantity
Dose Units/Items	391.00
Gallon	1.00
Gram	209.71
Ounce	10.99
Pound	2.00

## Barbituates

---

Drug Type Measure	Quantity
Dose Units/Items	423.59
Gram	6.00
Not Reported	1.00

## Cocaine

---

Drug Type Measure	Quantity
Dose Units/Items	35.00
Gram	518.54
Kilogram	1.00
Milliliter	15,000.00
Not Reported	1.00
Ounce	16.65

## Hashish

---

Drug Type Measure	Quantity
Gram	41.20

## Heroin

---

Drug Type Measure	Quantity
Dose Units/Items	99.00
Gram	38.79
Kilogram	0.10
Not Reported	1.00

## Marijuana

---

Drug Type Measure	Quantity
Dose Units/Items	840.84
Gallon	0.05
Gram	18,544.42
Kilogram	16.10
Not Reported	26.00
Number of Plants	2,405.00
Ounce	219.14
Pound	177.25

## Morphine

---

Drug Type Measure	Quantity
Dose Units/Items	152.00

---

# Seized Drug Report Summary

2002

Gram	6.50
Milliliter	30.00
Ounce	1.00

## Opium

Drug Type Measure	Quantity
Dose Units/Items	24.00
Gram	6.50
Milliliter	10.00

## Other Depressants (Glutethimide, Quaaludes, etc.)

Drug Type Measure	Quantity
Dose Units/Items	342.57
Gram	30.00

## Other Drugs (Antidepressants, Tranquilizers, etc.)

Drug Type Measure	Quantity
Dose Units/Items	1,612.01
Gram	31.00
Milliliter	5.00
Not Reported	1.00
Ounce	10.00

## Other Hallucinogens (BMDA, DMT, Mescaline, Peyote, etc.)

Drug Type Measure	Quantity
Dose Units/Items	20.00
Fluid Ounce	1.00
Gallon	1.00
Gram	109.00
Not Reported	1.00
Number of Plants	570.00

## Other Narcotics (Codeine, Demerol, Dilaudid, Methadone, etc.)

Drug Type Measure	Quantity
Dose Units/Items	2,566.75
Gram	162.28
Kilogram	5.50
Milliliter	26.00
Not Reported	2.00

## Other Stimulants (Adipex, Fastine, Benzadrine, etc.)

Drug Type Measure	Quantity
Dose Units/Items	50.00
Not Reported	2.00

## PCP

Drug Type Measure	Quantity
Gram	1.00

## Unknown Type Drug

Drug Type Measure	Quantity
Dose Units/Items	662.30
Fluid Ounce	4.00
Gram	359.50
Milliliter	30.00
Not Reported	6.00



# Seized Drug Report Summary

---

2002

Ounce

1.00

# DOMESTIC VIOLENCE

2002

Domestic violence is a phenomenon that erodes the infrastructure of our families; our social makeup and our culture as well threaten the integrity of our future. Because the West Virginia legislature has recognized the importance of addressing this issue, the WV code (§ 48-27-101) expresses that:

***“Every person has a right to be safe and secure in his or her home and family and to be free from domestic violence.***

***Children are often physically assaulted or witness violence against one of their parents or other family or household members, violence which too often untimely results in death. These children may suffer deep and lasting emotional harm from victimization and exposure from domestic violence.***

***Domestic violence is a major health and law enforcement problem with enormous costs to the state in both dollars and human lives. It affects people of all racial and ethnic backgrounds and all socioeconomic classes; and***

***Domestic violence can be deterred, prevented or reduced by legal intervention that treats this problem with the seriousness that it deserves.”***

“Domestic violence “or “abuse” in West Virginia is defined by §48-27-202 as the occurrence of one or more of the following acts between family or household members:

***“Attempting to cause or intentionally knowingly or recklessly causing physical harm to another with or without dangerous or deadly weapons;***

***Placing another in reasonable apprehension of physical harm;***

***Creating fear of physical harm by harassment, psychological abuse or threatening acts;***

***Committing either sexual assault or sexual abuse...;***

***Holding, confining detaining or abducting another person against that person’s will.”***

The following reports summarize the information on Domestic Violence in West Virginia as reported to law enforcement during 2002.

# Domestic Violence

## 2002 Offenses and Time of Day

	0.00:00	1.00:00	2.00:00	3.00:00	4.00:00	5.00:00	6.00:00	7.00:00	8.00:00	9.00:00	10.00:00	11.00:00	12.00:00	13.00:00	14.00:00	15.00:00	16.00:00	17.00:00	18.00:00	19.00:00	20.00:00	21.00:00	22.00:00	23.00:00	Total
Aggravated Assault	115	42	28	28	19	13	4	16	14	15	24	19	18	21	27	37	40	42	64	55	58	67	45	44	<b>855</b>
Forcible Fondling	58	2	3	0	0	0	0	1	15	0	3	0	6	3	6	2	10	6	7	1	2	3	2	2	<b>132</b>
Forcible Rape	12	2	1	1	2	2	0	0	3	1	1	2	0	2	0	0	2	0	0	2	1	2	0	1	<b>37</b>
Forcible Sodomy	6	0	0	0	0	1	1	0	6	1	1	0	0	0	0	1	0	0	0	0	0	0	0	0	<b>17</b>
Incest	4	0	0	0	0	0	0	0	0	0	0	0	0	1	2	1	0	1	0	0	1	0	0	1	<b>11</b>
Intimidation	246	57	50	43	33	20	21	26	45	44	59	65	57	61	73	67	84	105	107	97	111	108	101	78	<b>1,758</b>
Kidnaping/Abduction	7	0	1	2	3	1	0	1	2	0	1	6	5	2	1	6	2	12	4	3	1	1	1	0	<b>62</b>
Murder and Nonnegligent	6	1	0	0	5	0	1	0	1	1	0	0	1	0	0	2	1	0	1	1	2	1	0	1	<b>25</b>
Sexual Assault With An Object	8	0	1	0	0	0	0	0	0	2	0	1	3	2	0	1	2	0	1	1	2	2	4	0	<b>30</b>
Simple Assault	653	312	248	231	169	101	72	99	136	156	188	214	264	239	259	317	370	418	474	464	459	462	454	474	<b>7,233</b>
Statutory Rape	22	1	0	0	0	2	0	0	0	0	0	1	0	0	0	2	2	0	0	0	4	0	0	2	<b>36</b>
<b>Total</b>	<b>1,137</b>	<b>417</b>	<b>332</b>	<b>305</b>	<b>231</b>	<b>140</b>	<b>99</b>	<b>143</b>	<b>222</b>	<b>220</b>	<b>277</b>	<b>308</b>	<b>354</b>	<b>331</b>	<b>368</b>	<b>436</b>	<b>513</b>	<b>584</b>	<b>658</b>	<b>624</b>	<b>641</b>	<b>646</b>	<b>607</b>	<b>603</b>	<b>10,196</b>

### NOTE

An INCIDENT (or investigation) may involve more than one offense. This explains why domestic violence totals vary in different reports.

Times are listed in military time. Offenses that did not have a time reported were not included in this report.

# Offenses and Incident Month

## 2002 Domestic Violence

	((01) Jan	(02) Feb	(03) Mar	(04) Apr	(05) May	(06) Jun	(07) Jul	(08) Aug	(09) Sep	(10) Oct	(11) Nov	(12) Dec	<b>Total</b>
Aggravated Assault	72	79	114	105	140	94	92	120	93	86	55	110	1,160
Forcible Fondling	29	12	14	9	26	22	16	26	12	5	8	20	199
Forcible Rape	6	6	8	3	1	1	6	8	3	4	4	3	53
Forcible Sodomy	4	2	3	2	2	1	1	1	1	1	2	1	21
Incest	2	2	2	1	2	3	2	2	0	4	0	2	22
Intimidation	145	153	172	167	171	199	231	206	159	146	156	113	2,018
Kidnaping/Abduction	6	7	14	7	7	4	16	9	7	2	14	5	98
Murder and Nonnegligent Manslaughter	2	4	1	0	1	0	6	3	4	1	2	4	28
Sexual Assault With An Object	5	6	1	2	4	5	3	4	2	5	2	1	40
Simple Assault	581	530	745	695	765	792	791	784	712	692	628	623	8,338
Statutory Rape	4	2	6	6	5	3	7	2	6	1	1	1	44
<b>Total</b>	856	803	1,080	997	1,124	1,124	1,171	1,165	999	947	872	883	12,021

### NOTE

An INCIDENT (or investigation) may involve more than one offense. This explains the difference in domestic violence totals in different reports.

# Offenses and Victim to Offender Relationships

## 2002 Domestic Violence

	Child of Intimate Partner	Estranged Spouse	Homosexual Relationship	Intimate Partner	Other Household Member	Victim was Boyfriend/Girlfriend	Victim was Child	Victim was Common-Law Spouse	Victim was Ex-Spouse	Victim was Grandchild	Victim was Grandparent	Victim was Inlaw	Victim was Other Family Member	Victim was Parent	Victim was Sibling (Brother or Sister)	Victim was Spouse	Victim was Stepchild	Victim was Stepparent	Victim was Stepsibling (Stepbrother or Stepsister)	Total
Aggravated Assault	15	23	7	131	13	90	206	69	27	2	3	22	63	73	67	238	24	13	4	1,090
Forcible Fondling	9	0	0	6	6	3	50	0	3	17	1	3	39	0	10	1	15	3	7	173
Forcible Rape	0	0	0	8	3	9	6	1	0	1	0	1	7	0	3	7	2	1	2	51
Forcible Sodomy	0	0	0	1	0	1	3	0	0	0	0	1	2	0	3	1	4	0	1	17
Incest	0	0	0	0	0	1	9	0	0	2	0	0	2	0	4	1	1	0	1	21
Intimidation	10	88	13	341	8	185	67	146	80	3	13	40	57	169	75	609	25	20	5	1,954
Kidnaping/Abduction	0	2	0	9	0	5	30	4	11	8	1	1	9	0	3	9	1	0	0	93
Murder and Nonnegligent Manslaughter	1	2	0	2	0	2	1	0	0	0	1	1	3	5	1	5	1	1	0	26

	Child of Intimate Partner	Estranged Spouse	Homosexual Relationship	Intimate Partner	Other Household Member	Victim was Boyfriend/Girlfriend	Victim was Child	Victim was Common-Law Spouse	Victim was Ex-Spouse	Victim was Grandchild	Victim was Grandparent	Victim was Inlaw	Victim was Other Family Member	Victim was Parent	Victim was Sibling (Brother or Sister)	Victim was Spouse	Victim was Stepchild	Victim was Stepparent	Victim was Stepsibling (Stepbrother or Stepsister)	Total
Sexual Assault With An Object	0	0	0	4	0	0	9	0	1	3	0	1	9	0	3	1	3	0	1	35
Simple Assault	40	198	58	1,602	82	696	397	798	189	19	28	165	438	569	472	2,272	102	90	23	8,238
Statutory Rape	0	0	0	15	1	4	2	0	0	1	0	0	7	0	3	2	4	0	1	40
<b>Total</b>	75	313	78	2,119	113	996	780	1,018	311	56	47	235	636	816	644	3,146	182	128	45	11,738

**NOTE**

This report lists offenses. An INCIDENT may contain more than one offense. This explains differences in domestic violence totals in various reports.

# Victim/Offender Relationship and Weapon Used During Offense

## 2002 Domestic Violence

	Asphyxiation (by Drowning, Strangulation)	Blunt Object (Club, Hammer, etc.)	Drugs/Narcotics/Sleeping Pills	Explosives	Fire/Incendiary Device	Firearm (Type Not Stated)	Handgun	Handgun - Automatic	Knife/Cutting Instrument (Icepick, etc.)	Motor Vehicle (When Used as Weapon)	None	Other	Other Firearm	Personal Weapons (Hands, Feet, etc.)	Rifle	Rifle - Automatic	Shotgun	Shotgun - Automatic	Unknown	Total
Child of Intimate Partner	0	0	0	0	2	0	0	0	1	0	12	9	0	44	0	0	0	0	2	70
Estranged Spouse	0	1	0	0	0	1	8	3	4	1	29	12	0	165	0	0	1	0	6	231
Homosexual Relationship	0	2	0	0	0	0	0	0	2	0	5	2	0	54	0	0	0	0	2	67
Intimate Partner	0	10	0	0	0	4	12	3	36	1	148	60	1	1,447	4	0	5	0	79	1,810
Other Household Member	0	3	0	1	0	0	2	0	1	0	9	6	0	78	0	0	0	0	6	106
Victim was Boyfriend/Girlfriend	1	4	1	0	0	0	6	0	18	3	73	19	0	669	2	0	1	0	32	829
Victim was Child	1	12	0	0	3	0	8	6	14	1	114	41	0	469	2	0	2	0	52	725
Victim was Common-Law Spouse	0	4	0	1	0	0	6	1	14	3	85	20	0	720	1	0	4	0	33	892

	Asphyxiation (by Drowning, Strangulation)	Blunt Object (Club, Hammer, etc.)	Drugs/Narcotics/Sleeping Pills	Explosives	Fire/Incendiary Device	Firearm (Type Not Stated)	Handgun	Handgun - Automatic	Knife/Cutting Instrument (Icepick, etc.)	Motor Vehicle (When Used as Weapon)	None	Other	Other Firearm	Personal Weapons (Hands, Feet, etc.)	Rifle	Rifle - Automatic	Shotgun	Shotgun - Automatic	Unknown	Total
Victim was Ex-Spouse	0	2	0	0	0	1	4	0	2	0	33	10	0	167	0	0	0	0	21	240
Victim was Grandchild	0	0	0	0	0	0	0	0	0	0	16	2	0	31	0	0	1	0	1	51
Victim was Grandparent	0	1	0	0	0	0	0	0	2	0	2	2	0	26	0	0	0	0	1	34
Victim was Inlaw	0	2	0	0	1	1	7	2	1	1	17	5	0	148	1	0	3	0	12	201
Victim was Other Family Member	0	8	0	0	0	0	10	0	10	1	49	23	1	385	4	0	10	0	96	597
Victim was Parent	0	5	0	0	0	3	2	0	21	0	61	35	0	499	2	4	2	0	27	661
Victim was Sibling (Brother or Sister)	0	7	0	0	0	3	7	2	16	1	55	15	0	445	4	4	8	1	15	583
Victim was Spouse	0	15	0	0	0	10	29	3	30	5	277	87	0	2,028	7	0	12	0	95	2,598
Victim was Stepchild	0	4	0	0	0	0	2	2	5	0	12	11	0	120	1	0	0	0	6	163
Victim was Stepparent	0	0	0	0	0	1	1	0	3	0	11	0	0	90	0	0	0	0	4	110
Victim was Stepsibling (Stepbrother or Stepsister)	0	2	0	0	0	0	0	0	0	0	3	1	0	26	0	0	0	0	6	38
<b>Total</b>	<b>2</b>	<b>82</b>	<b>1</b>	<b>2</b>	<b>6</b>	<b>24</b>	<b>104</b>	<b>22</b>	<b>180</b>	<b>17</b>	<b>1011</b>	<b>360</b>	<b>2</b>	<b>7611</b>	<b>28</b>	<b>8</b>	<b>49</b>	<b>1</b>	<b>496</b>	<b>10,006</b>



# Victim Offense/Age and Characteristics

## 2002 Domestic Violence

Offense	Age Group	Victim Sex			Victim Race					Victim Ethnicity			Victim Resident Status		
		Male	Female	Unk	White	Black	Asian	Indian	Unk	Hispanic	NonHisp.	Unk	Resident	NonResiden	Unk
Aggravated Assault	'00' - Unknown	16	28	0	39	0	0	0	5	1	29	14	36	2	6
	10 and Under	119	47	0	154	10	0	0	2	3	146	17	141	23	1
	11 - 12	11	8	0	18	0	0	0	1	0	18	1	18	0	1
	13 - 14	5	17	0	22	0	0	0	0	0	20	2	21	1	0
	15	5	13	0	17	1	0	0	0	0	15	3	17	1	0
	16	3	7	0	8	2	0	0	0	0	10	0	10	0	0
	17	4	13	0	17	0	0	0	0	0	15	2	14	1	1
	18	4	9	0	11	2	0	0	0	0	11	2	11	1	0
	19	5	21	0	19	6	0	0	1	0	22	4	23	3	0
	20	4	17	0	19	1	1	0	0	0	21	0	20	0	0
	21	10	19	0	24	4	1	0	0	0	29	0	24	4	1
	22	5	20	0	24	1	0	0	0	0	23	2	22	3	0
	23	8	25	0	31	1	0	0	1	0	25	8	31	2	0
	24	14	25	0	36	3	0	0	0	1	34	4	36	2	0
	25 - 29	38	101	0	132	7	0	0	0	0	122	17	122	13	1
	30 - 34	28	88	0	107	6	0	0	3	1	104	11	97	11	0
	35 - 39	39	88	0	118	7	0	0	2	0	110	17	118	3	3
	40 - 44	34	68	0	92	9	1	0	0	0	96	6	90	7	1
	45 - 49	22	36	0	55	3	0	0	0	0	55	3	49	5	0
	50 - 54	10	21	0	27	4	0	0	0	0	29	2	29	2	0
55 - 59	8	17	0	23	2	0	0	0	0	23	2	24	1	0	
60 - 64	2	3	0	5	0	0	0	0	0	4	1	5	0	0	
65 and Over	10	4	0	14	0	0	0	0	0	13	1	13	0	0	
Forcible Fondling	'00' - Unknown	0	1	0	1	0	0	0	0	0	0	1	0	1	0
	10 and Under	25	75	0	92	3	0	0	5	0	90	10	88	10	0
	11 - 12	4	22	0	26	0	0	0	0	0	25	1	19	3	1
	13 - 14	1	22	0	21	0	0	0	2	0	19	4	18	4	1
	15	2	8	0	10	0	0	0	0	0	9	1	8	2	0
	16	1	10	0	11	0	0	0	0	0	10	1	8	2	0
	17	0	5	0	5	0	0	0	0	0	4	1	4	1	0
	18	0	3	0	3	0	0	0	0	0	2	1	2	1	0
	19	0	3	0	3	0	0	0	0	0	2	1	2	0	1
	20	0	1	0	1	0	0	0	0	0	1	0	1	0	0
	22	0	1	0	1	0	0	0	0	0	1	0	0	1	0
	24	0	3	0	3	0	0	0	0	0	1	2	3	0	0

# Victim Offense/Age and Characteristics

## 2002 Domestic Violence

Offense	Age Group	Victim Sex			Victim Race					Victim Ethnicity			Victim Resident Status			
		Male	Female	Unk	White	Black	Asian	Indian	Unk	Hispanic	NonHisp.	Unk	Resident	NonResiden	Unk	
Forcible Rape	25 - 29	0	3	0	3	0	0	0	0	0	3	0	2	0	0	
	30 - 34	0	3	0	3	0	0	0	0	0	3	0	3	0	0	
	35 - 39	0	3	0	3	0	0	0	0	0	3	0	2	0	0	
	'00' - Unknown	0	1	0	0	0	0	0	1	0	0	1	0	1	0	
	10 and Under	0	6	0	6	0	0	0	0	0	6	0	4	1	0	
	11 - 12	1	2	0	3	0	0	0	0	0	2	1	3	0	0	
	13 - 14	1	7	0	7	1	0	0	0	0	8	0	6	1	0	
	15	1	7	0	8	0	0	0	0	0	8	0	8	0	0	
	16	2	1	0	2	1	0	0	0	0	3	0	2	1	0	
	17	0	2	0	2	0	0	0	0	0	2	0	2	0	0	
	18	0	2	0	2	0	0	0	0	0	2	0	2	0	0	
	20	0	1	0	1	0	0	0	0	0	1	0	0	1	0	
	22	0	1	0	0	1	0	0	0	0	1	0	1	0	0	
	25 - 29	0	5	0	4	1	0	0	0	0	5	0	4	1	0	
	30 - 34	0	3	0	3	0	0	0	0	0	3	0	3	0	0	
Forcible Sodomy	35 - 39	0	4	0	4	0	0	0	0	4	0	4	0	0	0	
	40 - 44	0	2	0	2	0	0	0	0	2	0	2	0	0	0	
	50 - 54	0	3	0	3	0	0	0	0	0	3	0	2	1	0	
	10 and Under	8	4	0	11	1	0	0	0	0	12	0	11	1	0	
	11 - 12	2	0	0	2	0	0	0	0	2	0	2	0	0	0	
	13 - 14	2	0	0	1	1	0	0	0	0	2	0	1	1	0	
	18	0	1	0	1	0	0	0	0	0	1	0	1	0	0	
	19	0	1	0	1	0	0	0	0	0	1	0	1	0	0	
	21	0	1	0	1	0	0	0	0	0	1	0	1	0	0	
	22	0	1	0	1	0	0	0	0	0	0	1	1	0	0	
	25 - 29	0	1	0	1	0	0	0	0	0	1	0	1	0	0	
	Incest	'00' - Unknown	0	1	0	0	0	0	0	1	0	0	1	1	0	0
		10 and Under	0	11	0	11	0	0	0	0	0	11	0	8	2	0
		11 - 12	0	3	0	3	0	0	0	0	0	3	0	2	1	0
		13 - 14	0	2	0	2	0	0	0	0	0	2	0	2	0	0
15		1	0	0	1	0	0	0	0	0	1	0	1	0	0	
16		0	1	0	1	0	0	0	0	0	1	0				
25 - 29		0	1	0	1	0	0	0	0	0	1	0				
30 - 34		0	1	0	1	0	0	0	0	0	1	0	1	0	0	

# Victim Offense/Age and Characteristics

## 2002 Domestic Violence

Offense	Age Group	Victim Sex			Victim Race					Victim Ethnicity			Victim Resident Status		
		Male	Female	Unk	White	Black	Asian	Indian	Unk	Hispanic	NonHisp.	Unk	Resident	NonResiden	Unk
Intimidation	40 - 44	0	1	0	1	0	0	0	0	0	1	0	0	1	0
	'00' - Unknown	18	69	0	78	3	0	0	6	0	27	60	71	4	2
	10 and Under	5	8	0	12	1	0	0	0	0	13	0	13	0	0
	11 - 12	4	4	0	6	2	0	0	0	0	8	0	8	0	0
	13 - 14	6	9	0	14	1	0	0	0	0	14	1	14	0	0
	15	8	2	0	10	0	0	0	0	0	9	1	9	0	0
	16	1	14	0	15	0	0	0	0	0	13	2	13	2	0
	17	3	15	0	18	0	0	0	0	0	16	2	13	3	0
	18	6	35	0	41	0	0	0	0	0	40	1	40	1	0
	19	5	54	0	59	0	0	0	0	0	54	5	51	5	0
	20	5	43	0	46	2	0	0	0	0	43	5	40	6	0
	21	7	70	0	76	1	0	0	0	0	66	11	69	3	2
	22	8	65	0	66	5	0	0	2	0	68	5	70	1	1
	23	13	55	0	65	2	0	0	1	0	60	8	62	3	0
	24	8	50	0	55	2	0	0	1	0	52	6	52	5	0
	25 - 29	42	250	0	274	14	0	0	4	0	271	21	257	19	0
	30 - 34	40	222	1	249	9	1	0	4	1	228	34	236	13	1
	35 - 39	43	213	1	247	7	0	0	3	3	236	18	231	17	0
	40 - 44	47	162	0	197	11	0	0	1	0	189	20	193	6	0
	45 - 49	32	90	0	116	5	0	0	1	0	109	13	113	3	0
50 - 54	32	74	0	95	9	2	0	0	0	100	6	100	4	0	
55 - 59	12	42	0	54	0	0	0	0	0	52	2	45	4	0	
60 - 64	12	19	0	28	2	0	0	1	0	28	3	30	1	0	
65 and Over	15	24	2	38	3	0	0	0	0	38	3	37	0	0	
Kidnaping/Abduction	'00' - Unknown	1	3	0	4	0	0	0	0	4	0	4	0	0	
	10 and Under	23	17	0	32	7	0	0	1	0	38	2	32	5	
	11 - 12	0	2	0	0	2	0	0	0	0	2	0	2	0	
	13 - 14	1	1	0	2	0	0	0	0	0	1	1	1	1	
	15	0	1	0	1	0	0	0	0	0	1	0	1	0	
	16	0	1	0	1	0	0	0	0	0	0	1	0	1	
	18	0	1	0	1	0	0	0	0	0	1	0	1	0	
	20	1	0	0	1	0	0	0	0	0	1	0	0	1	
	22	0	4	0	2	2	0	0	0	0	4	0	3	1	
	24	0	1	0	1	0	0	0	0	0	1	0	1	0	
	25 - 29	1	8	0	9	0	0	0	0	0	9	0	6	2	

# Victim Offense/Age and Characteristics

## 2002 Domestic Violence

Offense	Age Group	Victim Sex			Victim Race					Victim Ethnicity			Victim Resident Status		
		Male	Female	Unk	White	Black	Asian	Indian	Unk	Hispanic	NonHisp.	Unk	Resident	NonResiden	Unk
Murder and Nonnegligent Manslaughter	30 - 34	2	4	0	5	1	0	0	0	0	5	1	3	3	0
	35 - 39	3	4	0	7	0	0	0	0	0	7	0	5	1	0
	40 - 44	3	4	0	7	0	0	0	0	0	7	0	5	2	0
	45 - 49	0	4	0	4	0	0	0	0	0	4	0	4	0	0
	55 - 59	1	0	0	1	0	0	0	0	0	1	0	1	0	0
	60 - 64	0	1	0	1	0	0	0	0	0	1	0	1	0	0
	65 and Over	0	1	0	1	0	0	0	0	0	1	0	1	0	0
	10 and Under	1	1	0	1	1	0	0	0	0	2	0	2	0	0
	18	1	0	0	1	0	0	0	0	0	1	0	1	0	0
	19	0	1	0	1	0	0	0	0	0	1	0	0	1	0
	21	1	0	0	1	0	0	0	0	0	0	1	1	0	0
	22	1	0	0	1	0	0	0	0	0	1	0	1	0	0
	25 - 29	3	1	0	4	0	0	0	0	0	4	0	4	0	0
	30 - 34	2	3	0	5	0	0	0	0	0	4	1	3	0	1
	35 - 39	1	1	0	2	0	0	0	0	0	1	1	1	0	1
	40 - 44	1	0	0	1	0	0	0	0	0	1	0	1	0	0
	45 - 49	0	1	0	1	0	0	0	0	0	1	0	1	0	0
	50 - 54	1	2	0	3	0	0	0	0	0	3	0	3	0	0
	60 - 64	0	1	0	1	0	0	0	0	0	1	0	1	0	0
65 and Over	1	2	0	3	0	0	0	0	0	3	0	3	0	0	
Sexual Assault With An Object	10 and Under	6	17	0	22	1	0	0	0	0	20	3	19	4	0
	11 - 12	0	2	0	2	0	0	0	0	0	2	0	1	1	0
	13 - 14	0	1	0	1	0	0	0	0	0	1	0	1	0	0
	15	0	3	0	3	0	0	0	0	0	3	0	3	0	0
	16	1	0	0	1	0	0	0	0	0	1	0	1	0	0
	17	1	0	0	1	0	0	0	0	0	1	0	1	0	0
	20	0	1	0	1	0	0	0	0	0	1	0	1	0	0
	22	0	1	0	1	0	0	0	0	0	1	0	1	0	0
	24	1	1	0	2	0	0	0	0	0	2	0	1	1	0
	25 - 29	0	1	0	1	0	0	0	0	0	1	0	1	0	0
	30 - 34	0	2	0	2	0	0	0	0	0	2	0	2	0	0
	40 - 44	0	1	0	1	0	0	0	0	0	1	0	0	1	0
	Simple Assault	'00' - Unknown	63	170	0	211	5	1	0	16	1	106	126	194	9
10 and Under		67	53	0	101	18	0	0	1	1	112	7	104	7	0

# Victim Offense/Age and Characteristics

## 2002 Domestic Violence

Offense	Age Group	Victim Sex			Victim Race					Victim Ethnicity			Victim Resident Status		
		Male	Female	Unk	White	Black	Asian	Indian	Unk	Hispanic	NonHisp.	Unk	Resident	NonResiden	Unk
	11 - 12	35	31	0	54	11	0	0	1	0	60	6	60	2	0
	13 - 14	57	82	0	128	10	0	0	1	0	121	18	118	9	0
	15	20	55	0	68	6	0	0	1	0	66	9	64	6	1
	16	39	77	0	105	10	0	0	1	0	108	8	112	2	1
	17	35	126	0	151	9	0	1	0	0	144	17	131	12	3
	18	35	171	0	186	19	0	0	1	0	178	28	171	16	1
	19	48	240	0	254	32	1	0	1	0	248	40	233	21	1
	20	50	246	1	270	25	0	0	2	1	260	36	246	33	3
	21	39	260	0	273	24	0	0	2	1	273	25	244	36	1
	22	47	265	0	283	29	0	0	0	0	285	27	261	34	2
	23	62	236	0	261	32	0	1	4	0	258	40	240	32	1
	24	66	264	0	301	26	1	0	2	0	304	25	249	37	4
	25 - 29	234	975	0	1,106	85	2	3	13	2	1,058	149	1,035	92	6
	30 - 34	201	974	1	1,112	53	1	1	9	0	1,052	124	983	96	9
	35 - 39	205	842	0	957	81	0	1	8	2	925	120	891	72	7
	40 - 44	201	608	0	742	63	2	0	2	0	720	89	696	58	3
	45 - 49	145	346	1	459	31	0	0	2	0	440	52	417	35	1
	50 - 54	77	179	0	223	33	0	0	0	0	229	27	219	15	0
	55 - 59	37	93	0	123	6	1	0	0	0	116	14	107	12	0
	60 - 64	27	60	0	81	4	0	0	2	0	77	9	71	6	4
	65 and Over	50	75	0	121	3	0	0	1	0	107	18	103	8	1
Statutory Rape	'00' - Unknown	1	0	0	1	0	0	0	0	0	0	1	1	0	0
	10 and Under	2	7	0	8	1	0	0	0	0	9	0	9	0	0
	11 - 12	0	5	0	5	0	0	0	0	0	5	0	4	1	0
	13 - 14	0	15	0	15	0	0	0	0	0	14	1	11	4	0
	15	1	9	0	10	0	0	0	0	0	9	1	9	1	0
	17	0	2	0	2	0	0	0	0	0	2	0	2	0	0
	<b>Total</b>	<b>2,729</b>	<b>9,090</b>	<b>7</b>	<b>10,898</b>	<b>787</b>	<b>15</b>	<b>7</b>	<b>119</b>	<b>18</b>	<b>10,405</b>	<b>1,401</b>	<b>10,085</b>	<b>904</b>	<b>81</b>

**NOTE**

This report lists offenses. An INCIDENT may contain more than one offense. This explains difference in domestic violence totals in various reports.

# Domestic Violence

## 2002

	Total Investigations	Is the Complainant the Victim?	Repeat Complainants	How many previous calls?	Extent of Abuse				Action Taken			Average Response Time in minutes	Total Time Involved in hours
					Simple Assaults	Aggravated Assaults	Homicides	Other	Arrest	Referral	Other		
<b>Barbour County</b>													
Belington PD	4	4	0	0	3	0	0	1	3	1	0	5	70
Philippi PD	14	14	6	19	11	1	0	2	8	5	1	2	24
Philippi SP	30	24	10	22	19	3	1	8	21	3	13	15	80
<b>TOTAL for Barbour County</b>	<b>48</b>	<b>42</b>	<b>16</b>	<b>41</b>	<b>33</b>	<b>4</b>	<b>1</b>	<b>11</b>	<b>32</b>	<b>9</b>	<b>14</b>	<b>10</b>	<b>174</b>
<b>Berkeley County</b>													
Martinsburg PD	203	176	78	197	193	21	0	54	121	56	119	4	1,114
Martinsburg SP	240	227	98	289	182	45	1	53	102	148	37	15	488
<b>TOTAL for Berkeley County</b>	<b>443</b>	<b>403</b>	<b>176</b>	<b>486</b>	<b>375</b>	<b>66</b>	<b>1</b>	<b>107</b>	<b>223</b>	<b>204</b>	<b>156</b>	<b>10</b>	<b>1,602</b>
<b>Boone County</b>													
Boone Co SO	27	23	5	14	15	5	0	7	6	17	4	12	52
Madison PD	3	3	3	4	3	0	0	0	2	1	0	1	5
Danville PD	17	18	8	27	17	0	0	3	9	8	3	3	45

	Total Investigations	Is the Complainant the Victim?	Repeat Complainants	How many previous calls?	Extent of Abuse				Action Taken			Average Response Time in minutes	Total Time Involved in hours
					Simple Assaults	Aggravated Assaults	Homicides	Other	Arrest	Referral	Other		
Danville SP	51	46	6	12	48	0	0	3	42	9	0	21	237
Whitesville SP	18	13	5	14	13	4	0	4	12	3	6	21	44
<b>TOTAL for Boone County</b>	<b>116</b>	<b>103</b>	<b>27</b>	<b>71</b>	<b>96</b>	<b>9</b>	<b>0</b>	<b>17</b>	<b>71</b>	<b>38</b>	<b>13</b>	<b>16</b>	<b>383</b>
<b>Braxton County</b>													
Braxton Co SO	21	27	7	9	5	18	0	6	20	1	8	12	34
Sutton PD	6	5	1	1	1	2	0	3	6	0	0	6	36
Burnsville PD	1	1	1	4	0	0	0	1	1	0	0	1	30
Sutton SP	26	22	7	13	21	3	0	6	16	5	9	40	94
<b>TOTAL for Braxton County</b>	<b>54</b>	<b>55</b>	<b>16</b>	<b>27</b>	<b>27</b>	<b>23</b>	<b>0</b>	<b>16</b>	<b>43</b>	<b>6</b>	<b>17</b>	<b>25</b>	<b>194</b>
<b>Brooke County</b>													
Brooke Co SO	40	35	2	3	36	4	0	0	10	5	25	9	712
Follansbee PD	11	9	4	4	10	1	0	0	7	1	3	3	26
Wellsburg PD	6	6	0	0	6	0	0	0	3	2	1	12	16
Wellsburg SP	8	6	0	0	7	1	0	0	3	0	5	12	22
<b>TOTAL for Brooke County</b>	<b>65</b>	<b>56</b>	<b>6</b>	<b>7</b>	<b>59</b>	<b>6</b>	<b>0</b>	<b>0</b>	<b>23</b>	<b>8</b>	<b>34</b>	<b>9</b>	<b>776</b>
<b>Cabell County</b>													
Cabell Co SO	4	0	0	0	0	1	0	5	1	1	6	14	36
Barboursville PD	16	21	3	8	19	0	0	22	8	11	22	13	675

	Total Investigations	Is the Complainant the Victim?	Repeat Complainants	How many previous calls?	Extent of Abuse				Action Taken			Average Response Time in minutes	Total Time Involved in hours
					Simple Assaults	Aggravated Assaults	Homicides	Other	Arrest	Referral	Other		
Huntington PD	386	391	35	114	399	8	1	18	108	281	37	9	6,153
Milton PD	19	25	6	19	16	16	0	0	14	15	3	9	559
Marshall Univ Police	3	3	1	1	3	0	0	0	0	1	2	3	290
Huntington SP	78	60	22	47	58	4	4	24	22	50	18	10	165
<b>TOTAL for Cabell County</b>	<b>506</b>	<b>500</b>	<b>67</b>	<b>189</b>	<b>495</b>	<b>29</b>	<b>5</b>	<b>69</b>	<b>153</b>	<b>359</b>	<b>88</b>	<b>9</b>	<b>7,878</b>
<b>Calhoun County</b>													
Grantsville SP	20	27	7	24	18	5	0	4	12	4	11	47	121
<b>TOTAL for Calhoun County</b>	<b>20</b>	<b>27</b>	<b>7</b>	<b>24</b>	<b>18</b>	<b>5</b>	<b>0</b>	<b>4</b>	<b>12</b>	<b>4</b>	<b>11</b>	<b>47</b>	<b>121</b>
<b>Clay County</b>													
Clay SP	23	22	9	21	14	1	1	8	9	7	8	52	62
<b>TOTAL for Clay County</b>	<b>23</b>	<b>22</b>	<b>9</b>	<b>21</b>	<b>14</b>	<b>1</b>	<b>1</b>	<b>8</b>	<b>9</b>	<b>7</b>	<b>8</b>	<b>52</b>	<b>62</b>
<b>Doddridge County</b>													
West Union PD	1	1	0	0	0	1	0	0	0	0	1	3	12
West Union SP	22	21	7	23	13	5	0	4	7	15	0	1	65
<b>TOTAL for Doddridge County</b>	<b>23</b>	<b>22</b>	<b>7</b>	<b>23</b>	<b>13</b>	<b>6</b>	<b>0</b>	<b>4</b>	<b>7</b>	<b>15</b>	<b>1</b>	<b>1</b>	<b>77</b>
<b>Fayette County</b>													
Fayette Co SO	110	122	16	60	73	12	0	53	29	9	100	17	1,333
Ansted PD	5	4	1	4	0	3	0	2	2	0	3	121	306
Fayetteville PD	1	4	0	0	0	4	0	0	0	0	4	8	348



	Total Investigations	Is the Complainant the Victim?	Repeat Complainants	How many previous calls?	Extent of Abuse				Action Taken			Average Response Time in minutes	Total Time Involved in hours
					Simple Assaults	Aggravated Assaults	Homicides	Other	Arrest	Referral	Other		
Montgomery PD	11	10	3	6	4	0	0	7	4	0	7	7	294
Mount Hope PD	19	16	0	0	3	1	0	19	1	4	18	5	288
Oak Hill PD	7	6	5	19	6	1	0	2	0	8	1	7	104
Smithers PD	3	2	0	0	0	1	0	2	0	0	3	5	23
WVU Tech-Security	1	2	0	0	0	0	0	2	0	0	2	10	2
DNR - 4 - Fayette	1	0	0	0	1	0	0	0	1	0	0	1	2
Gauley Bridge SP	18	16	9	22	13	0	0	7	6	8	6	20	38
Oak Hill SP	35	27	9	15	26	4	0	5	3	14	18	9	51
<b>TOTAL for Fayette County</b>	<b>209</b>	<b>209</b>	<b>43</b>	<b>126</b>	<b>126</b>	<b>26</b>	<b>0</b>	<b>99</b>	<b>46</b>	<b>43</b>	<b>162</b>	<b>16</b>	<b>2,789</b>
<b>Gilmer County</b>													
Gilmer Co SO	8	6	1	1	9	0	0	0	1	0	8	26	318
Glenville PD	7	7	0	0	5	4	0	1	0	0	10	19	75
Glenville SP	12	11	5	15	9	3	0	1	8	0	5	15	42
<b>TOTAL for Gilmer County</b>	<b>27</b>	<b>24</b>	<b>6</b>	<b>16</b>	<b>23</b>	<b>7</b>	<b>0</b>	<b>2</b>	<b>9</b>	<b>0</b>	<b>23</b>	<b>19</b>	<b>435</b>
<b>Grant County</b>													
Grant Co SO	15	12	1	2	9	1	0	5	7	0	8	33	151
Petersburg PD	2	1	1	5	1	1	0	1	1	0	2	18	8
Petersburg SP	10	10	5	9	7	1	0	5	4	3	6	27	45

	Total Investigations	Is the Complainant the Victim?	Repeat Complainants	How many previous calls?	Extent of Abuse				Action Taken			Average Response Time in minutes	Total Time Involved in hours
					Simple Assaults	Aggravated Assaults	Homicides	Other	Arrest	Referral	Other		
<b>TOTAL for Grant County</b>	<b>27</b>	<b>23</b>	<b>7</b>	<b>16</b>	<b>17</b>	<b>3</b>	<b>0</b>	<b>11</b>	<b>12</b>	<b>3</b>	<b>16</b>	<b>29</b>	<b>204</b>
<b>Greenbrier County</b>													
Greenbrier Co SO	22	24	1	1	17	5	0	2	2	0	22	6	24
Lewisburg PD	11	9	1	1	11	0	0	0	3	0	8	5	87
Ronceverte PD	1	1	1	2	0	1	0	0	1	0	0	1,508	2
White Sulfur Springs PD	3	4	3	5	2	0	0	2	4	0	0	9	12
Lewisburg SP	20	17	4	27	10	4	1	5	4	3	13	81	735
Rainelle SP	12	10	6	11	10	2	0	3	4	6	5	6	29
<b>TOTAL for Greenbrier County</b>	<b>69</b>	<b>65</b>	<b>16</b>	<b>47</b>	<b>50</b>	<b>12</b>	<b>1</b>	<b>12</b>	<b>18</b>	<b>9</b>	<b>48</b>	<b>49</b>	<b>889</b>
<b>Hampshire County</b>													
Hampshire Co SO	31	43	7	17	40	15	0	11	28	2	36	37	1,596
Romney PD	5	3	1	1	4	1	0	0	3	0	2	6	196
Romney SP	121	147	65	152	99	29	0	40	45	4	119	20	336
<b>TOTAL for Hampshire County</b>	<b>157</b>	<b>193</b>	<b>73</b>	<b>170</b>	<b>143</b>	<b>45</b>	<b>0</b>	<b>51</b>	<b>76</b>	<b>6</b>	<b>157</b>	<b>23</b>	<b>2,128</b>
<b>Hancock County</b>													
Hancock Co SO	1	1	0	0	0	1	0	0	0	0	1	1	2
Weirton PD	151	133	8	23	113	6	0	32	5	54	92	8	2,952
New Cumberland PD	7	5	1	1	5	0	0	2	2	0	5	323	384

	Total Investigations	Is the Complainant the Victim?	Repeat Complainants	How many previous calls?	Extent of Abuse				Action Taken			Average Response Time in minutes	Total Time Involved in hours
					Simple Assaults	Aggravated Assaults	Homicides	Other	Arrest	Referral	Other		
<b>New Cumberland SP</b>	3	3	2	3	0	2	0	1	2	1	0	11	307
<b>TOTAL for Hancock County</b>	<b>162</b>	<b>142</b>	<b>11</b>	<b>27</b>	<b>118</b>	<b>9</b>	<b>0</b>	<b>35</b>	<b>9</b>	<b>55</b>	<b>98</b>	<b>22</b>	<b>3,645</b>
<b>Hardy County</b>													
<b>Hardy Co SO</b>	4	4	2	14	2	1	0	3	1	0	5	22	10
<b>Moorefield PD</b>	24	21	8	9	20	3	0	4	17	3	9	4	188
<b>Wardensville PD</b>	1	1	0	0	0	0	0	1	1	0	0	5	10
<b>Moorefield SP</b>	33	46	29	180	34	18	0	7	43	6	10	61	222
<b>TOTAL for Hardy County</b>	<b>62</b>	<b>72</b>	<b>39</b>	<b>203</b>	<b>56</b>	<b>22</b>	<b>0</b>	<b>15</b>	<b>62</b>	<b>9</b>	<b>24</b>	<b>36</b>	<b>430</b>
<b>Harrison County</b>													
<b>Harrison Co SO</b>	136	138	70	193	164	17	1	31	151	54	8	17	464
<b>Bridgeport PD</b>	16	17	1	1	16	2	0	1	7	0	12	6	56
<b>Clarksburg PD</b>	210	241	118	454	248	21	0	6	170	6	99	6	278
<b>Salem PD</b>	4	3	2	2	4	0	0	0	1	3	0	5	33
<b>Shinnston PD</b>	18	10	2	5	10	4	0	6	7	2	11	9	1,756
<b>Stonewood PD</b>	12	11	0	0	5	6	0	1	2	1	9	4	162
<b>Nutter Fort PD</b>	7	7	1	2	3	0	0	6	2	0	7	161	365
<b>Lumberport PD</b>	5	4	0	0	2	3	0	0	0	0	4	4	4
<b>Bridgeport SP</b>	38	27	13	26	38	7	0	12	37	7	13	19	208

	Total Investigations	Is the Complainant the Victim?	Repeat Complainants	How many previous calls?	Extent of Abuse				Action Taken			Average Response Time in minutes	Total Time Involved in hours
					Simple Assaults	Aggravated Assaults	Homicides	Other	Arrest	Referral	Other		
<b>TOTAL for Harrison County</b>	<b>446</b>	<b>458</b>	<b>207</b>	<b>683</b>	<b>490</b>	<b>60</b>	<b>1</b>	<b>63</b>	<b>377</b>	<b>73</b>	<b>163</b>	<b>13</b>	<b>3,326</b>
<b>Jackson County</b>													
Jackson Co SO	85	75	3	7	70	3	3	13	29	8	52	9	179
Ravenswood PD	24	19	7	28	19	2	0	3	12	1	11	2	60
Ripley PD	14	13	2	6	12	0	0	2	7	0	7	1	6
Ripley SP	28	19	11	40	22	1	0	6	5	12	12	12	1,363
<b>TOTAL for Jackson County</b>	<b>151</b>	<b>126</b>	<b>23</b>	<b>81</b>	<b>123</b>	<b>6</b>	<b>3</b>	<b>24</b>	<b>53</b>	<b>21</b>	<b>82</b>	<b>8</b>	<b>1,608</b>
<b>Jefferson County</b>													
Jefferson Co SO	10	9	0	1	9	0	0	1	5	0	5	473	11
Kearneysville SP	94	90	31	106	76	12	0	20	62	40	10	13	194
<b>TOTAL for Jefferson County</b>	<b>104</b>	<b>99</b>	<b>31</b>	<b>107</b>	<b>85</b>	<b>12</b>	<b>0</b>	<b>21</b>	<b>67</b>	<b>40</b>	<b>15</b>	<b>57</b>	<b>205</b>
<b>Kanawha County</b>													
Kanawha Co SO	753	644	205	741	718	81	0	118	208	396	315	24	2,503
Belle PD	2	3	0	0	1	0	0	2	0	0	3	8	3
Charleston PD	758	1,037	481	2,140	867	63	0	227	305	641	217	14	28,408
Dunbar PD	82	64	24	45	70	5	0	24	25	49	25	4	706
Nitro PD	64	70	9	35	60	5	0	6	30	37	4	7	3,235
St Albans PD	43	42	1	1	35	2	0	6	19	3	21	4	9

	Total Investigations	Is the Complainant the Victim?	Repeat Complainants	How many previous calls?	Extent of Abuse				Action Taken			Average Response Time in minutes	Total Time Involved in hours
					Simple Assaults	Aggravated Assaults	Homicides	Other	Arrest	Referral	Other		
South Charleston PD	6	5	3	4	2	0	0	5	3	2	2	4	67
Chesapeake PD	3	3	0	0	2	1	0	0	0	0	3	5	41
East Bank PD	3	3	0	0	1	1	0	1	0	1	2	2	57
Glasgow PD	1	1	0	0	1	0	0	0	0	1	0	0	3
Clendenin PD	8	8	0	0	5	3	0	0	2	2	4	4	145
Pratt PD	4	4	0	0	3	1	0	0	0	3	1	3	75
Handley PD	2	3	3	9	2	0	0	1	3	0	0	20	10
WVSC Security	8	7	1	1	6	1	0	1	0	8	0	2	163
Quincy SP	51	51	20	47	40	4	0	20	24	20	32	11	120
So Charleston SP	37	38	8	17	26	10	0	4	21	9	14	13	164
<b>TOTAL for Kanawha County</b>	<b>1,825</b>	<b>1,983</b>	<b>755</b>	<b>3,040</b>	<b>1,839</b>	<b>177</b>	<b>0</b>	<b>415</b>	<b>640</b>	<b>1,172</b>	<b>643</b>	<b>17</b>	<b>35,709</b>
<b>Lewis County</b>													
Lewis Co SO	46	47	15	31	45	6	0	8	21	19	21	17	759
Weston PD	16	16	5	11	13	2	0	3	13	1	4	4	2,146
Weston SP	26	26	12	40	17	3	0	15	17	6	12	19	259
<b>TOTAL for Lewis County</b>	<b>88</b>	<b>89</b>	<b>32</b>	<b>82</b>	<b>75</b>	<b>11</b>	<b>0</b>	<b>26</b>	<b>51</b>	<b>26</b>	<b>37</b>	<b>15</b>	<b>3,164</b>
<b>Lincoln County</b>													
Hamlin SP	170	147	47	188	146	10	0	44	102	53	45	17	943

	Total Investigations	Is the Complainant the Victim?	Repeat Complainants	How many previous calls?	Extent of Abuse				Action Taken			Average Response Time in minutes	Total Time Involved in hours
					Simple Assaults	Aggravated Assaults	Homicides	Other	Arrest	Referral	Other		
<b>TOTAL for Lincoln County</b>	<b>170</b>	<b>147</b>	<b>47</b>	<b>188</b>	<b>146</b>	<b>10</b>	<b>0</b>	<b>44</b>	<b>102</b>	<b>53</b>	<b>45</b>	<b>17</b>	<b>943</b>
<b>Logan County</b>													
Logan Co SO	58	57	15	54	45	0	0	13	14	10	34	11	104
Logan PD	25	27	3	13	19	3	0	6	9	1	18	6	90
Man PD	2	1	1	2	2	0	0	0	0	1	1	8	34
Chapmanville PD	10	13	5	8	8	3	0	3	9	0	5	14	1,030
Logan SP	253	221	94	345	159	59	0	95	225	79	59	13	844
<b>TOTAL for Logan County</b>	<b>348</b>	<b>319</b>	<b>118</b>	<b>422</b>	<b>233</b>	<b>65</b>	<b>0</b>	<b>117</b>	<b>257</b>	<b>91</b>	<b>117</b>	<b>12</b>	<b>2,102</b>
<b>Marion County</b>													
Marion Co SO	82	74	21	49	72	8	0	19	60	0	39	23	1,828
Fairmont PD	122	97	21	21	90	5	0	31	50	20	94	5	1,079
Mannington PD	5	1	0	0	5	0	0	0	5	0	0	9	188
Rivesville PD	1	0	0	0	0	1	0	0	1	0	0	5	4
Fairmont Campus Police	2	0	2	0	1	0	0	2	0	0	3	18	24
Fairmont SP	22	13	6	12	16	4	2	4	10	8	8	18	275
<b>TOTAL for Marion County</b>	<b>234</b>	<b>185</b>	<b>50</b>	<b>82</b>	<b>184</b>	<b>18</b>	<b>2</b>	<b>56</b>	<b>126</b>	<b>28</b>	<b>144</b>	<b>13</b>	<b>3,398</b>
<b>Marshall County</b>													
Marshall Co SO	108	146	27	61	137	12	0	37	116	47	51	0	23,646

	Total Investigations	Is the Complainant the Victim?	Repeat Complainants	How many previous calls?	Extent of Abuse				Action Taken			Average Response Time in minutes	Total Time Involved in hours
					Simple Assaults	Aggravated Assaults	Homicides	Other	Arrest	Referral	Other		
<b>Benwood PD</b>	14	7	0	0	19	0	0	1	7	0	13	10	186
<b>Cameron PD</b>	2	2	0	0	2	0	0	0	0	0	2	5	2
<b>Glen Dale PD</b>	3	2	0	0	3	1	0	0	4	0	0	0	577
<b>Moundsville PD</b>	56	60	26	58	62	1	0	6	49	14	8	1	4,201
<b>Moundsville SP</b>	23	14	4	52	12	4	0	12	9	5	18	4	476
<b>TOTAL for Marshall County</b>	<b>206</b>	<b>231</b>	<b>57</b>	<b>171</b>	<b>235</b>	<b>18</b>	<b>0</b>	<b>56</b>	<b>185</b>	<b>66</b>	<b>92</b>	<b>2</b>	<b>29,088</b>
<b>Mason County</b>													
<b>Mason Co SO</b>	57	52	26	48	43	5	0	9	18	4	37	12	62
<b>Point Pleasant PD</b>	59	63	11	22	41	6	0	26	27	42	4	4	39
<b>New Haven PD</b>	5	5	2	5	6	0	0	0	5	1	0	4	10
<b>Henderson PD</b>	1	1	0	0	1	0	0	0	1	0	0	1	1
<b>Point Pleasant SP</b>	11	9	4	11	5	3	0	4	5	3	4	7	35
<b>TOTAL for Mason County</b>	<b>132</b>	<b>130</b>	<b>43</b>	<b>86</b>	<b>96</b>	<b>14</b>	<b>0</b>	<b>39</b>	<b>56</b>	<b>50</b>	<b>45</b>	<b>8</b>	<b>147</b>
<b>McDowell County</b>													
<b>Mc Dowell Co SO</b>	122	142	5	9	105	6	0	49	80	9	71	18	9,357
<b>War PD</b>	12	12	0	0	10	0	0	2	9	0	3	7	705
<b>Welch PD</b>	51	47	18	40	48	2	0	4	50	2	2	4	338
<b>North Fork PD</b>	2	2	1	2	1	0	0	1	1	1	0	8	3

	Total Investigations	Is the Complainant the Victim?	Repeat Complainants	How many previous calls?	Extent of Abuse				Action Taken			Average Response Time in minutes	Total Time Involved in hours
					Simple Assaults	Aggravated Assaults	Homicides	Other	Arrest	Referral	Other		
Davy PD	2	1	1	1	2	0	0	0	0	2	0	18	2
DNR - 4 - McDowell	1	2	0	0	2	0	0	0	2	0	0	20	2
Welch SP	16	14	2	22	14	0	0	2	9	4	3	12	54
<b>TOTAL for McDowell Countv</b>	<b>206</b>	<b>220</b>	<b>27</b>	<b>74</b>	<b>182</b>	<b>8</b>	<b>0</b>	<b>58</b>	<b>151</b>	<b>18</b>	<b>79</b>	<b>13</b>	<b>10,461</b>
<b>Mercer County</b>													
Mercer Co SO	334	324	118	295	284	41	1	105	180	206	45	13	647
Bluefield PD	115	248	19	45	241	19	1	27	216	36	40	5	4,224
Princeton PD	136	112	60	304	62	16	0	89	48	41	78	3	505
Matoaka PD	1	1	0	0	0	1	0	0	1	0	0	1	1
Princeton SP	55	43	42	119	44	13	0	8	20	25	20	14	114
<b>TOTAL for Mercer County</b>	<b>641</b>	<b>728</b>	<b>239</b>	<b>763</b>	<b>631</b>	<b>90</b>	<b>2</b>	<b>229</b>	<b>465</b>	<b>308</b>	<b>183</b>	<b>10</b>	<b>5,491</b>
<b>Mineral County</b>													
Mineral Co SO	33	29	10	25	30	3	0	2	15	5	15	8	120
Keyser PD	46	45	3	8	36	9	1	12	20	7	31	4	2,902
Piedmont PD	4	3	0	0	3	0	0	2	3	2	0	3	300
Keyser SP	47	62	38	82	33	14	1	22	25	13	40	25	152
<b>TOTAL for Mineral County</b>	<b>130</b>	<b>139</b>	<b>51</b>	<b>115</b>	<b>102</b>	<b>26</b>	<b>2</b>	<b>38</b>	<b>63</b>	<b>27</b>	<b>86</b>	<b>13</b>	<b>3,474</b>
<b>Mingo County</b>													



	Total Investigations	Is the Complainant the Victim?	Repeat Complainants	How many previous calls?	Extent of Abuse				Action Taken			Average Response Time in minutes	Total Time Involved in hours
					Simple Assaults	Aggravated Assaults	Homicides	Other	Arrest	Referral	Other		
<b>Mingo Co SO</b>	32	22	1	3	23	4	0	6	17	10	6	32	716
<b>Gilbert PD</b>	1	1	0	0	1	0	0	0	0	0	1	5	1
<b>Williamson PD</b>	20	18	3	7	20	4	0	4	16	2	10	12	1,061
<b>Williamson SP</b>	53	71	15	37	58	12	0	7	63	9	13	32	290
<b>Gilbert SP</b>	21	23	4	12	15	7	0	3	20	0	5	23	1,753
<b>TOTAL for Mingo County</b>	<b>127</b>	<b>135</b>	<b>23</b>	<b>59</b>	<b>117</b>	<b>27</b>	<b>0</b>	<b>20</b>	<b>116</b>	<b>21</b>	<b>35</b>	<b>27</b>	<b>3,821</b>
<b>Monongalia County</b>													
<b>Monongalia Co SO</b>	92	106	31	56	59	22	3	45	17	20	92	21	4,048
<b>Morgantown PD</b>	85	122	8	8	78	31	0	35	5	14	125	7	970
<b>Star City PD</b>	6	6	0	0	6	2	0	1	0	3	6	5	9
<b>Westover PD</b>	15	24	8	32	21	10	0	1	4	4	24	10	40
<b>West Virginia University -Poli</b>	3	1	0	0	2	0	0	1	1	2	0	1	123
<b>Morgantown SP</b>	156	140	58	142	154	7	0	39	79	55	66	16	428
<b>TOTAL for Monongalia County</b>	<b>357</b>	<b>399</b>	<b>105</b>	<b>238</b>	<b>320</b>	<b>72</b>	<b>3</b>	<b>122</b>	<b>106</b>	<b>98</b>	<b>313</b>	<b>15</b>	<b>5,618</b>
<b>Monroe County</b>													
<b>Monroe Co SO</b>	37	41	10	16	36	4	0	2	9	0	33	25	126
<b>Alderson PD</b>	3	3	2	4	3	0	0	0	2	0	1	13	223
<b>Union SP</b>	28	24	0	0	21	5	0	8	3	6	25	2	47

	Total Investigations	Is the Complainant the Victim?	Repeat Complainants	How many previous calls?	Extent of Abuse				Action Taken			Average Response Time in minutes	Total Time Involved in hours
					Simple Assaults	Aggravated Assaults	Homicides	Other	Arrest	Referral	Other		
<b>TOTAL for Monroe County</b>	<b>68</b>	<b>68</b>	<b>12</b>	<b>20</b>	<b>60</b>	<b>9</b>	<b>0</b>	<b>10</b>	<b>14</b>	<b>6</b>	<b>59</b>	<b>15</b>	<b>396</b>
<b>Morgan County</b>													
Morgan Co SO	41	31	11	16	35	2	0	6	18	9	16	6	47
Berkeley Springs SP	34	36	10	18	32	2	0	13	8	13	26	18	234
<b>TOTAL for Morgan County</b>	<b>75</b>	<b>67</b>	<b>21</b>	<b>34</b>	<b>67</b>	<b>4</b>	<b>0</b>	<b>19</b>	<b>26</b>	<b>22</b>	<b>42</b>	<b>11</b>	<b>281</b>
<b>Nicholas County</b>													
Nicholas Co SO	115	143	52	119	103	21	1	44	45	68	56	20	265
Richwood PD	10	13	1	1	10	0	0	3	1	0	12	6	14
Summersville PD	17	30	9	15	12	3	0	18	8	0	25	8	51
Richwood SP	3	3	0	0	2	0	0	1	0	3	0	18	9
Summersville SP	26	23	3	5	15	4	0	11	5	7	18	21	64
<b>TOTAL for Nicholas County</b>	<b>171</b>	<b>212</b>	<b>65</b>	<b>140</b>	<b>142</b>	<b>28</b>	<b>1</b>	<b>77</b>	<b>59</b>	<b>78</b>	<b>111</b>	<b>18</b>	<b>403</b>
<b>Ohio County</b>													
Ohio Co SO	59	30	13	21	34	46	0	27	30	51	42	11	4,118
Wheeling SP	26	23	9	20	17	4	0	6	11	7	9	10	47
<b>TOTAL for Ohio County</b>	<b>85</b>	<b>53</b>	<b>22</b>	<b>41</b>	<b>51</b>	<b>50</b>	<b>0</b>	<b>33</b>	<b>41</b>	<b>58</b>	<b>51</b>	<b>11</b>	<b>4,165</b>
<b>Pendleton County</b>													
Pendleton Co SO	1	1	0	0	1	0	0	0	0	0	1	5	1
Franklin SP	23	25	15	17	27	0	0	9	16	5	15	27	77

	Total Investigations	Is the Complainant the Victim?	Repeat Complainants	How many previous calls?	Extent of Abuse				Action Taken			Average Response Time in minutes	Total Time Involved in hours
					Simple Assaults	Aggravated Assaults	Homicides	Other	Arrest	Refferal	Other		
<b>TOTAL for Pendleton County</b>	<b>24</b>	<b>26</b>	<b>15</b>	<b>17</b>	<b>28</b>	<b>0</b>	<b>0</b>	<b>9</b>	<b>16</b>	<b>5</b>	<b>16</b>	<b>26</b>	<b>78</b>
<b>Pleasants County</b>													
Pleasants Co SO	8	6	0	0	7	0	0	2	3	1	5	2	67
St Marys PD	3	2	1	1	1	0	0	2	0	0	3	22	70
St Marys SP	4	2	1	6	1	1	0	2	1	2	1	0	15
<b>TOTAL for Pleasants County</b>	<b>15</b>	<b>10</b>	<b>2</b>	<b>7</b>	<b>9</b>	<b>1</b>	<b>0</b>	<b>6</b>	<b>4</b>	<b>3</b>	<b>9</b>	<b>6</b>	<b>152</b>
<b>Pocahontas County</b>													
Pocahontas Co SO	32	38	10	23	24	7	0	16	18	11	18	19	107
Marlinton PD	5	9	3	3	4	0	0	5	2	1	6	8	13
Marlinton SP	29	36	8	21	37	2	0	11	33	0	17	27	201
<b>TOTAL for Pocahontas County</b>	<b>66</b>	<b>83</b>	<b>21</b>	<b>47</b>	<b>65</b>	<b>9</b>	<b>0</b>	<b>32</b>	<b>53</b>	<b>12</b>	<b>41</b>	<b>22</b>	<b>321</b>
<b>Preston County</b>													
Preston Co SO	61	80	28	81	53	31	0	12	49	12	35	15	1,067
Kingwood PD	2	2	1	2	2	0	0	0	1	0	1	4	2
Terra Alta PD	6	6	0	0	6	0	0	0	0	4	2	8	8
Rowlesburg PD	2	2	0	0	1	0	0	1	0	0	2	5	2
Kingwood SP	47	33	10	32	30	6	0	14	25	11	14	14	164
<b>TOTAL for Preston County</b>	<b>118</b>	<b>123</b>	<b>39</b>	<b>115</b>	<b>92</b>	<b>37</b>	<b>0</b>	<b>27</b>	<b>75</b>	<b>27</b>	<b>54</b>	<b>14</b>	<b>1,243</b>

	Total Investigations	Is the Complainant the Victim?	Repeat Complainants	How many previous calls?	Extent of Abuse				Action Taken			Average Response Time in minutes	Total Time Involved in hours
					Simple Assaults	Aggravated Assaults	Homicides	Other	Arrest	Referral	Other		
<b>Putnam County</b>													
Putnam Co SO	191	129	24	226	113	9	0	78	30	119	51	6	6,333
Hurricane PD	8	8	1	1	8	0	0	0	6	2	0	5	201
Winfield PD	5	5	2	8	2	1	0	2	1	0	4	3	65
Eleanor PD	2	1	0	0	1	0	0	1	0	1	1	3	2
Winfield SP	27	23	8	23	16	2	0	14	12	3	17	8	75
Teays Valley SP	15	13	10	23	11	1	0	3	3	6	8	7	21
<b>TOTAL for Putnam County</b>	<b>248</b>	<b>179</b>	<b>45</b>	<b>281</b>	<b>151</b>	<b>13</b>	<b>0</b>	<b>98</b>	<b>52</b>	<b>131</b>	<b>81</b>	<b>6</b>	<b>6,697</b>
<b>Raleigh County</b>													
Raleigh Co SO	765	749	209	570	410	34	2	455	162	573	168	43	18,290
Beckley PD	187	284	55	94	215	19	0	50	98	33	153	12	638
Beckley SP	64	62	36	86	47	7	0	21	39	17	21	16	182
<b>TOTAL for Raleigh County</b>	<b>1,016</b>	<b>1,095</b>	<b>300</b>	<b>750</b>	<b>672</b>	<b>60</b>	<b>2</b>	<b>526</b>	<b>299</b>	<b>623</b>	<b>342</b>	<b>36</b>	<b>19,110</b>
<b>Randolph County</b>													
Randolph Co SO	21	18	3	8	17	2	0	2	5	6	14	9	372
Elkins PD	44	59	26	40	46	6	0	10	4	24	34	6	168
Elkins SP	99	94	20	46	71	17	0	28	36	38	48	12	283
<b>TOTAL for Randolph County</b>	<b>164</b>	<b>171</b>	<b>49</b>	<b>94</b>	<b>134</b>	<b>25</b>	<b>0</b>	<b>40</b>	<b>45</b>	<b>68</b>	<b>96</b>	<b>10</b>	<b>823</b>

	Total Investi- gations	Is the Complainant the Victim?	Repeat Complainants	How many previous calls?	Extent of Abuse				Action Taken			Average Response Time in minutes	Total Time Involved in hours
					Simple Assaults	Aggra- vated Assaults	Homicides	Other	Arrest	Refferal	Other		
<b>Ritchie County</b>													
Ritchie Co SO	23	26	1	1	19	1	0	7	16	3	8	13	206
Harrisville SP	26	18	4	17	16	4	0	6	15	8	3	14	89
<b>TOTAL for Ritchie County</b>	<b>49</b>	<b>44</b>	<b>5</b>	<b>18</b>	<b>35</b>	<b>5</b>	<b>0</b>	<b>13</b>	<b>31</b>	<b>11</b>	<b>11</b>	<b>13</b>	<b>295</b>
<b>Roane County</b>													
Roane Co SO	35	35	6	6	26	9	0	10	19	3	23	21	77
Spencer PD	22	16	3	12	23	2	0	0	16	4	5	6	3,122
Spencer SP	18	11	9	70	9	5	1	5	9	6	5	23	104
<b>TOTAL for Roane County</b>	<b>75</b>	<b>62</b>	<b>18</b>	<b>88</b>	<b>58</b>	<b>16</b>	<b>1</b>	<b>15</b>	<b>44</b>	<b>13</b>	<b>33</b>	<b>17</b>	<b>3,303</b>
<b>Summers County</b>													
Summers Co SO	18	18	6	6	10	5	0	6	7	2	12	20	84
Hinton PD	27	17	1	0	24	4	0	5	14	12	7	5	1,405
Hinton SP	14	12	3	5	9	2	0	3	8	0	6	16	33
<b>TOTAL for Summers Countv</b>	<b>59</b>	<b>47</b>	<b>10</b>	<b>11</b>	<b>43</b>	<b>11</b>	<b>0</b>	<b>14</b>	<b>29</b>	<b>14</b>	<b>25</b>	<b>12</b>	<b>1,522</b>
<b>Taylor County</b>													
Taylor Co SO	4	4	0	0	2	2	0	1	0	3	2	5	52
Grafton PD	17	14	0	0	15	1	0	1	8	3	6	4	202
Grafton SP	18	14	6	9	12	0	0	6	5	7	6	16	54

	Total Investigations	Is the Complainant the Victim?	Repeat Complainants	How many previous calls?	Extent of Abuse				Action Taken			Average Response Time in minutes	Total Time Involved in hours
					Simple Assaults	Aggravated Assaults	Homicides	Other	Arrest	Referral	Other		
<b>TOTAL for Taylor County</b>	<b>39</b>	<b>32</b>	<b>6</b>	<b>9</b>	<b>29</b>	<b>3</b>	<b>0</b>	<b>8</b>	<b>13</b>	<b>13</b>	<b>14</b>	<b>10</b>	<b>308</b>
<b>Tucker County</b>													
Tucker Co SO	17	16	9	11	7	9	1	0	5	1	11	7	326
Parsons SP	22	16	11	17	13	3	0	7	10	2	11	10	80
<b>TOTAL for Tucker County</b>	<b>39</b>	<b>32</b>	<b>20</b>	<b>28</b>	<b>20</b>	<b>12</b>	<b>1</b>	<b>7</b>	<b>15</b>	<b>3</b>	<b>22</b>	<b>9</b>	<b>406</b>
<b>Tyler County</b>													
Tyler Co SO	27	25	5	6	22	1	0	17	12	2	28	24	2,553
Paden City PD	5	4	1	3	4	1	0	0	4	1	0	2	127
Sistersville PD	3	2	0	0	3	0	0	0	1	1	1	4	9
<b>TOTAL for Tyler County</b>	<b>35</b>	<b>31</b>	<b>6</b>	<b>9</b>	<b>29</b>	<b>2</b>	<b>0</b>	<b>17</b>	<b>17</b>	<b>4</b>	<b>29</b>	<b>19</b>	<b>2,689</b>
<b>Upshur County</b>													
Upshur Co SO	21	17	1	1	16	4	0	2	16	0	6	13	51
Buckhannon PD	18	19	9	17	22	0	0	2	22	0	2	6	69
Buckhannon SP	41	49	14	24	33	2	0	21	24	23	9	21	142
<b>TOTAL for Upshur County</b>	<b>80</b>	<b>85</b>	<b>24</b>	<b>42</b>	<b>71</b>	<b>6</b>	<b>0</b>	<b>25</b>	<b>62</b>	<b>23</b>	<b>17</b>	<b>15</b>	<b>262</b>
<b>Wayne County</b>													
Wayne Co SO	241	238	107	363	148	5	0	89	53	155	34	21	13,740
Ceredo PD	8	4	0	0	6	2	0	0	1	1	6	3	112
Kenova PD	25	21	8	22	13	13	0	0	9	5	12	2	806

	Total Investigations	Is the Complainant the Victim?	Repeat Complainants	How many previous calls?	Extent of Abuse				Action Taken			Average Response Time in minutes	Total Time Involved in hours
					Simple Assaults	Aggravated Assaults	Homicides	Other	Arrest	Referral	Other		
Wayne PD	5	5	3	5	4	0	0	1	0	4	1	4	181
Wayne SP	106	104	34	112	82	29	2	14	50	59	20	28	401
<b>TOTAL for Wayne County</b>	<b>381</b>	<b>372</b>	<b>152</b>	<b>502</b>	<b>253</b>	<b>49</b>	<b>2</b>	<b>104</b>	<b>113</b>	<b>224</b>	<b>73</b>	<b>21</b>	<b>15,240</b>
<b>Webster County</b>													
Upperglade SP	25	32	23	61	32	3	0	11	29	1	16	26	119
<b>TOTAL for Webster County</b>	<b>25</b>	<b>32</b>	<b>23</b>	<b>61</b>	<b>32</b>	<b>3</b>	<b>0</b>	<b>11</b>	<b>29</b>	<b>1</b>	<b>16</b>	<b>26</b>	<b>119</b>
<b>Wetzel County</b>													
Wetzel Co SO	8	7	1	3	5	1	0	2	3	1	4	257	73
New Martinsville PD	37	34	11	54	26	5	0	12	14	4	25	5	45
Paden City SP	14	13	2	9	8	5	0	2	8	1	6	13	272
Hundred SP	10	7	1	1	6	1	0	3	3	3	4	22	111
<b>TOTAL for Wetzel County</b>	<b>69</b>	<b>61</b>	<b>15</b>	<b>67</b>	<b>45</b>	<b>12</b>	<b>0</b>	<b>19</b>	<b>28</b>	<b>9</b>	<b>39</b>	<b>38</b>	<b>501</b>
<b>Wirt County</b>													
Elizabeth SP	17	17	9	20	18	1	0	2	3	8	14	24	389
<b>TOTAL for Wirt County</b>	<b>17</b>	<b>17</b>	<b>9</b>	<b>20</b>	<b>18</b>	<b>1</b>	<b>0</b>	<b>2</b>	<b>3</b>	<b>8</b>	<b>14</b>	<b>24</b>	<b>389</b>
<b>Wood County</b>													
Wood Co SO	354	265	85	410	151	52	2	243	56	309	83	11	20,297
Parkersburg PD	237	211	9	7	234	2	0	12	12	101	135	5	1,928

	Total Investigations	Is the Complainant the Victim?	Repeat Complainants	How many previous calls?	Extent of Abuse				Action Taken			Average Response Time in minutes	Total Time Involved in hours
					Simple Assaults	Aggravated Assaults	Homicides	Other	Arrest	Referral	Other		
Vienna PD	65	50	20	35	49	4	0	30	14	65	4	3	92
Williamstown PD	5	5	0	0	4	0	0	1	1	2	2	9	495
Parkersburg SP	29	21	2	2	25	3	0	2	11	23	10	14	71
<b>TOTAL for Wood County</b>	<b>690</b>	<b>552</b>	<b>116</b>	<b>454</b>	<b>463</b>	<b>61</b>	<b>2</b>	<b>288</b>	<b>94</b>	<b>500</b>	<b>234</b>	<b>9</b>	<b>22,883</b>
<b>Wyoming County</b>													
Wyoming Co SO	67	39	17	86	55	4	0	8	29	10	28	19	7,515
Mullens PD	1	1	0	0	0	0	0	1	0	0	1	5	30
Pineville PD	10	4	1	3	7	1	0	2	5	6	1	4	236
Oceana PD	14	11	3	12	11	1	0	2	3	5	8	4	113
Jesse SP	2	2	0	0	0	2	0	1	0	1	2	6	12
<b>TOTAL for Wyoming County</b>	<b>94</b>	<b>57</b>	<b>21</b>	<b>101</b>	<b>73</b>	<b>8</b>	<b>0</b>	<b>14</b>	<b>37</b>	<b>22</b>	<b>40</b>	<b>15</b>	<b>7,906</b>
<b>Total for West Virginia</b>	<b>10,749</b>	<b>10,857</b>	<b>3,350</b>	<b>10,641</b>	<b>9,161</b>	<b>1,312</b>	<b>31</b>	<b>3,203</b>	<b>4,819</b>	<b>4,745</b>	<b>4,418</b>	<b>17</b>	<b>219,834</b>

NOTE

*Total Investigations* is the DISTINCT COUNT of incidents. Other categories count the number of Offenses, so the total may be larger than the number of investigations.



## SEXUAL ASSAULTS

2002

Sexual offenses in Incident Based Reporting are Forcible (*Forcible Rape, Forcible Sodomy, Sexual Assault with an Object and Forcible Fondling*) and Nonforcible (*Statutory Rape and Incest*). These offenses are crimes, not acts of uncontrolled sexual lust. The victims may be of either sex and of any age. The offense of *Forcible Rape* requires that the victim and offender to be of opposite sexes, while the other offenses may have both the victim and offender of the same sex.

### VICTIMS

### OFFENDERS

**Gender** 85% were female  
14% were male

3% were female  
94% were male

**Race** 93% were white  
5% were black  
2% were other or  
unknown

82% were white  
11% were black  
7% were other or  
unknown

**Age** Average age was 16.2  
Most common age was 14  
69% were juveniles

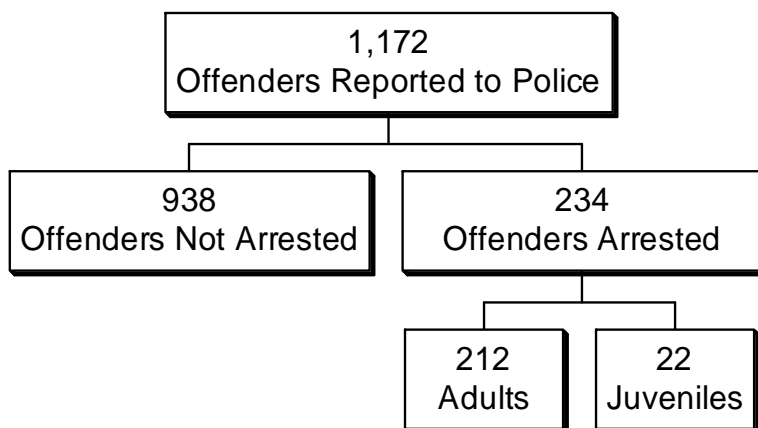
Average age was 31  
Most common age was 18  
13% were juveniles

# Sexual Assaults - Offender Status by Offenses Reported

2002

<u>OFFENSE</u>	<u>ADULT OFFENDERS</u>	<u>JUVENILE OFFENDERS</u>
Forcible Rape	33 %	20 %
Forcible Sodomy	5 %	9 %
Sexual Assault With An Object	11 %	14 %
Forcible Fondling	36 %	46 %
Statutory Rape	13 %	9 %
Incest	2 %	1 %

Offenders  
Reported & Arrested



# Sexual Assaults - Adult vs. Juvenile Victims

---

2002

<u>OFFENSE</u>	<u>ADULT VICTIMS</u>	<u>JUVENILE VICTIMS</u>
Forcible Fondling	27 %	43 %
Forcible Rape	53 %	22 %
Forcible Sodomy	6 %	6 %
Incest	1 %	3 %
Sexual Assault With An Object	13 %	10 %
Statutory Rape	0 %	17 %

**OFFENSE**

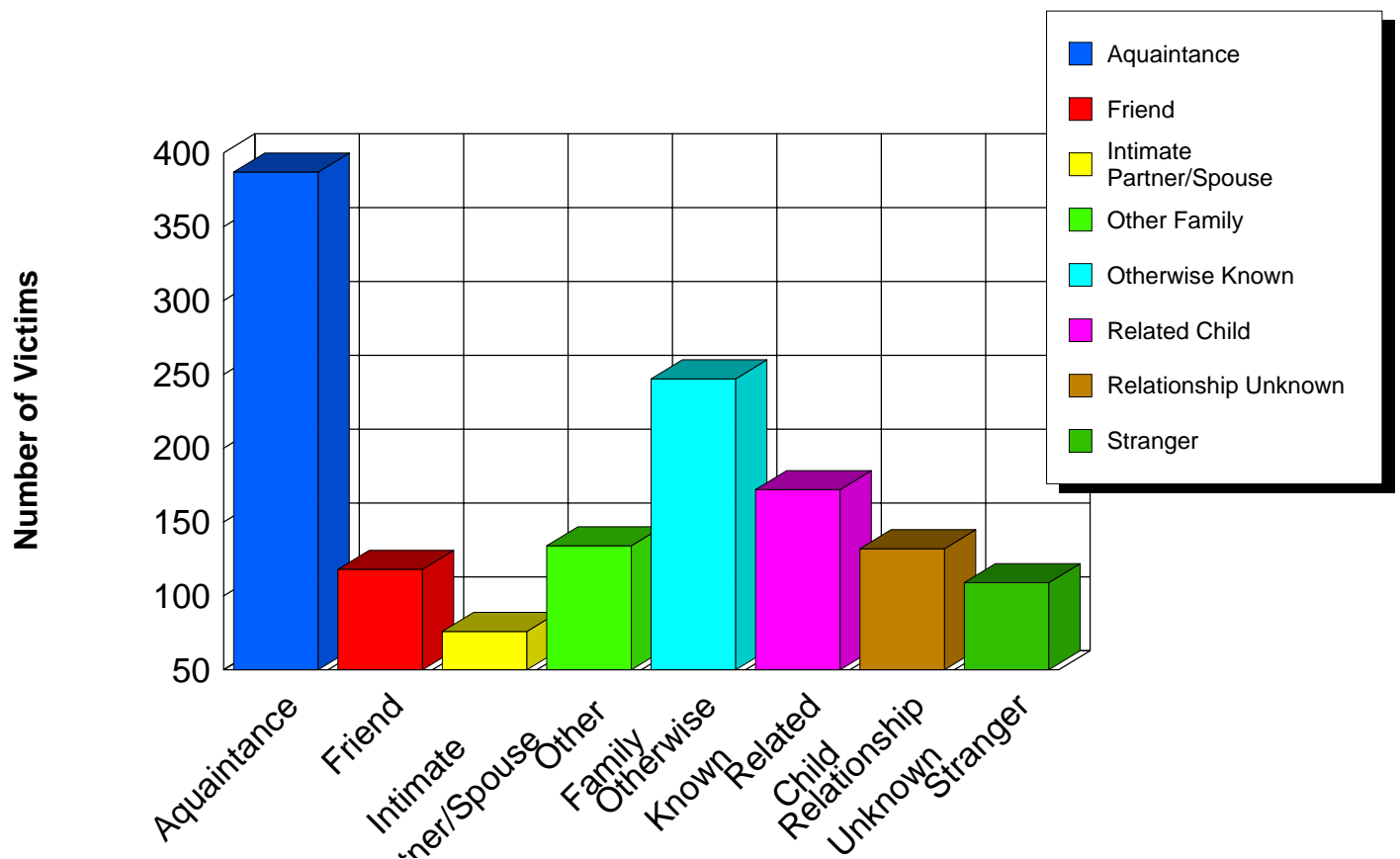
**ADULT  
VICTIMS**

**JUVENILE  
VICTIMS**

<b><u>OFFENDER WAS...</u></b>	<b><u>ADULT VICTIMS</u></b>	<b><u>JUVENILE VICTIMS</u></b>
NOT RELATED to Victim	92%	71%
RELATED to Victim	8%	29%

# Sexual Assault - Victim's Relationship to Offender

2002



## NOTE

*Related Child* includes child, grandchild, stepchild, child of boyfriend/girlfriend and child of intimate partner.

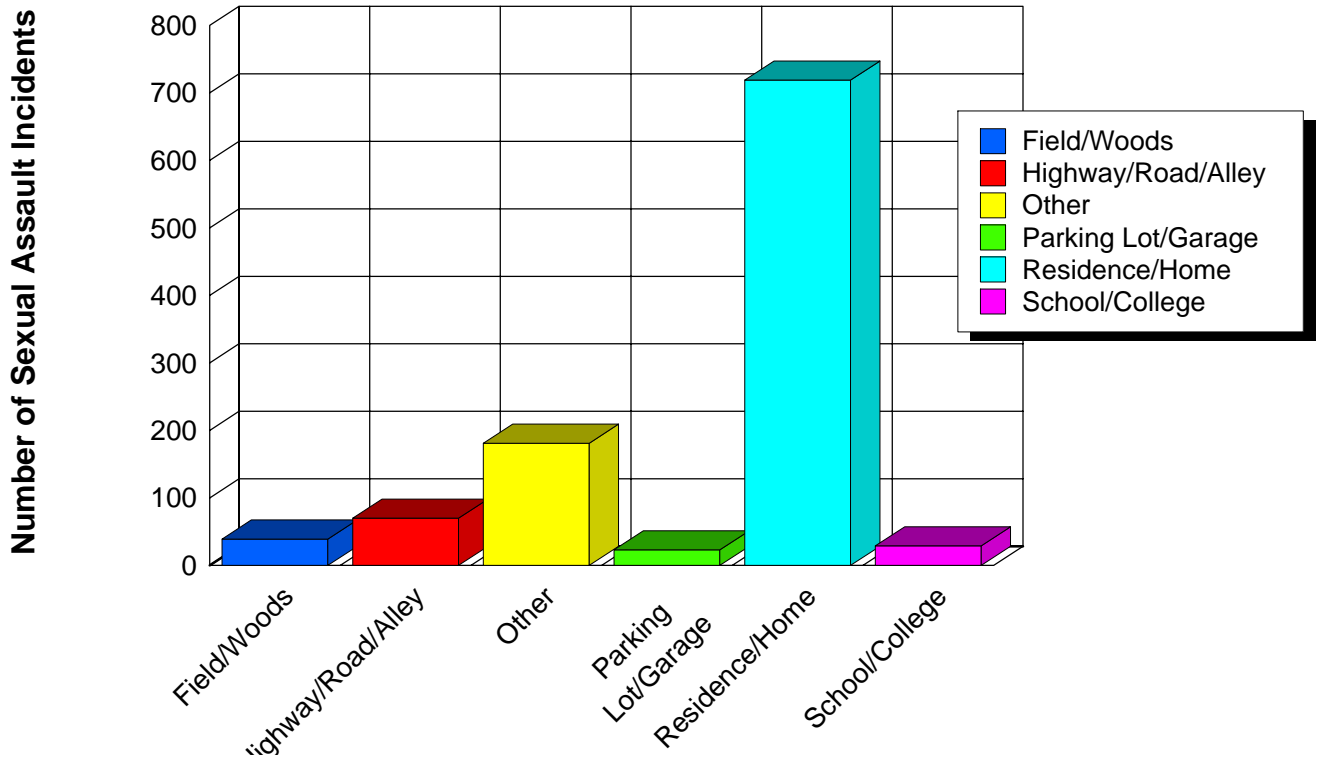
*Intimate Partner/Spouse* includes spouse, ex-spouse, cohabitating partner, boyfriend/girlfriend, estranged spouse, intimate partner and homosexual partner.

*Other Family* includes parent, in-law, sibling, grandparent, stepparent, stepsibling and parent.

*Otherwise Known* includes employer, employee, babysittee, other household member, neighbor and otherwise known.

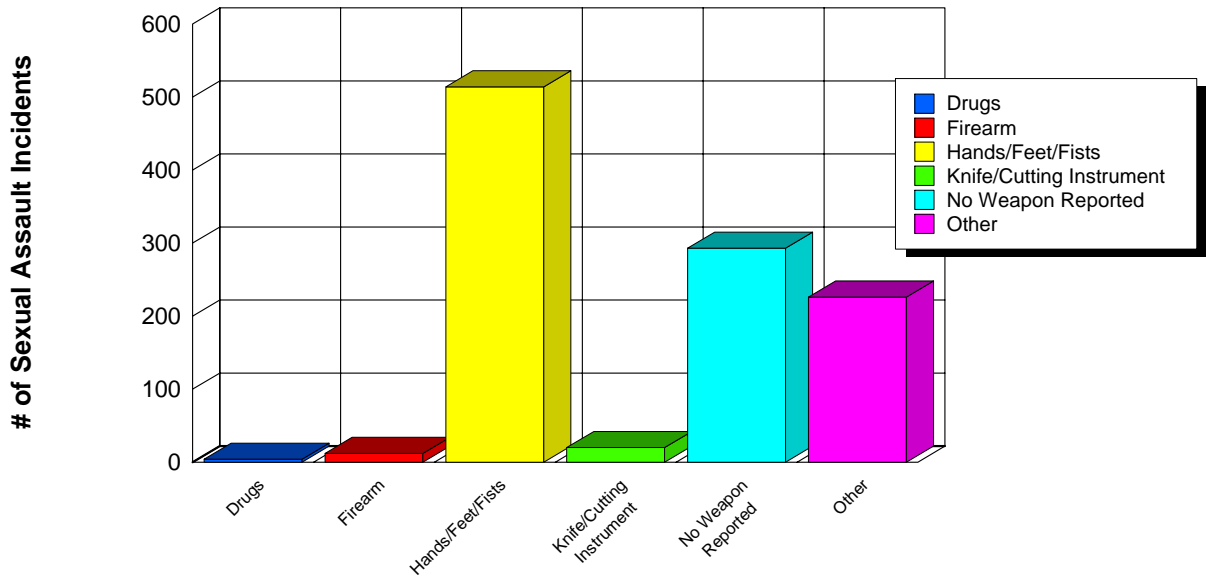
# Sexual Assault - Location

2002



# Sexual Assault - Weapons Used

2002



# Hate/Bias Crimes

2002

Bias incidents having a racial, religious, ethnic, sexual or gender component as well as crimes against individuals with a handicap, manifest themselves in a wide spectrum of criminal activities. These bias incidents jeopardize the active and open pursuit of freedom and opportunity. They attack our citizens based on their race, religion, ethnic heritage sexual orientation, handicap, political affiliation or gender. Closely linked to such heritage are individual values, beliefs and identities which are constitutionally protected and are challenged by bias motivated crimes. Not only is the person who is personally touched by these offenses victimized, but the entire class of individual residing in the community is affected, as well as damaging the basic fabric of society.

In response to a growing concern about such crimes, the President, on April 23, 1990 signed into law the "Hate Crime Statistics Act of 1990", which required the Attorney General to establish guidelines and collect, as part of the UCR program, data "...**about crimes that manifest evidence of prejudice based on race, religion, sexual orientation or ethnicity...**" Disability was added to the act in 1997.

West Virginia also recognizes the right for its citizens to be "... **free from any violence, or intimidation by threat of violence committed against their persons or property because of their race, color religion, ancestry, national origin, political affiliation or sex.**"§61-6-2 also states that "**if any person does by force or threat of force, willfully injure, intimidate or interfere with or attempt to injure, intimidate or interfere with, or oppress or threaten any other person in the free exercise or enjoyment of any right or privilege secured to him or her... or ... if any person conspires with another person conspires with another person or persons to willfully injure, oppress threaten or intimidate or interfere with any citizen... and in willful furtherance thereof to assemble with one or more persons for the purpose of teaching any technique or means capable of causing property damage, bodily injury or death when such person or persons intend to employ such techniques or means to violate... they shall be guilty of a felony.**"

Hate crimes are not separate distinct crimes, but rather "traditional" offenses motivated by an offender's bias. For example, an offender may commit an assault because of his/her bias against the victim's race, religion, sexual orientation, ethnicity/national origin, disability, gender or political affiliation. So it's not necessary to list these offenses in a new crime category. Hate crime data is obtained by collecting additional information about crimes currently being reported to the UCR program, with the bias motivations being specifically addressed. Because of the difficulty in determining an offender's subjective motivation in the commission of a crime, bias is to be reported only after law enforcement investigation revealed sufficient evidence that offender's actions were motivated, in whole or in part, in bias.

These reports summarize the hate/bias incidents in West Virginia as reported to law enforcement.



# Agencies Reporting Hate Crimes By Bias Motivation

2002

	Ethnicity/ National Origin	Gender Bias	Political Affiliation Bias	Racial Bias	Religious Bias	Sexual Orientatio n Bias	Total
Beckley PD				2	1		3
Braxton Co SO				1			1
Charleston PD				7			7
Elizabeth SP				2			2
Harrison Co SO				2			2
Huntington PD			1	8		1	10
Kanawha Co SO			1	3	1	1	6
Marshall Univ Police				1			1
Monongalia Co SO					1		1
Moundsville PD				4			4
New Martinsville PD	1						1
Nitro PD				1	1		2
Parkersburg SP		1					1
Preston Co SO				3			3
Rainelle SP						2	2
Ronceverte PD					2		2
Winfield PD						1	1
<b>Total</b>	<b>1</b>	<b>1</b>	<b>2</b>	<b>34</b>	<b>6</b>	<b>5</b>	<b>49</b>

# Location of Hate Crime Incidents By Bias Motivation

2002

	Ethnicity/ National	Gender Bias	Political Affiliation	Racial Bias	Religious Bias	Sexual Orientati	Total
Bank/Savings and Loan			1				1
Bar/Night Club				2			2
Church/Synagogue/Temple					1		1
Convenience Store						2	2
Department/Discount Store				1			1
Grocery/Supermarket				2			2
Highway/Road/Alley	1		1	5			7
Other/Unknown				3		1	4
Parking Lot/Garage				4			4
Residence/Home		1		12	4	1	18

	Ethnicity/ National	Gender Bias	Political Affiliation	Racial Bias	Religious Bias	Sexual Orientati	Total
School/College				5		1	6
Specialty store (TV, Fur, Etc.)					1		1
Total	1	1	2	34	6	5	49

# Number of Incidents by Bias Motivation and Type of Offense

2002

		Crimes Against Persons				Crimes Against Property						Crimes Against Society		Total	
		Aggravated Assault	Intimidation	Simple Assault	Total	All Other Larceny	Burglary/Breaking & Entering	Destruction/Damage/Vandalism of Property	Robbery	Shoplifting	Theft From Building	Total	Weapon Law Violations		Total
Ethnicity/National Origin Bias	Anti-Other Ethnicity/National Origin			1	1										1
	Total			1	1										1
Gender Bias	Sexual Bias		1		1										1
	Total		1		1										1
Political Affiliation Bias	Political Affiliation Bias			1	1	1						1			2
	Total			1	1	1						1			2

		Crimes Against Persons				Crimes Against Property							Crimes Against Society		Total
		Aggravated Assault	Intimidation	Simple Assault	Total	All Other Larceny	Burglary/Breaking & Entering	Destruction/Damage/Vandalism of Property	Robbery	Shoplifting	Theft From Building	Total	Weapon Law Violations	Total	
Racial Bias	Anti-Black	1	1	5	7		6	3	1	2		12	1	1	20
	Anti-Multi-Racial Group			1	1										1
	Anti-White	1	2	4	7	1	1	1		1	2	6			13
	Total	2	3	10	15	1	7	4	1	3	2	18	1	1	34
Religious Bias	Anti-Islamic (Moslem)							1		1		2			2
	Anti-Jewish		1		1										1
	Anti-Multi-Religious Group			1	1			2				2			3
	Total		1	1	2			3		1		4			6
Sexual Orientation Bias	Anti-Female Homosexual (Lesbian)			1	1		1					1			2

		Crimes Against Persons				Crimes Against Property							Crimes Against Society		Total
		Aggravated Assault	Intimidation	Simple Assault	Total	All Other Larceny	Burglary/Breaking & Entering	Destruction/Damage/Vandalism of Property	Robbery	Shoplifting	Theft From Building	Total	Weapon Law Violations	Total	
Sexual Orientation Bias	Anti-Homosexual (Gays and Lesbians)			1	1										1
	Anti-Male Homosexual (Gay)	1			1			1				1			2
	Total	1		2	3		1	1				2			5
Total		3	5	15	23	2	8	8	1	4	2	25	1	1	49

# Incidents, Offenses, Known Offenders and Victims by Bias Motivation

---

2002

BIAS MOTIVATION	INCIDENTS	OFFENSES	KNOWN OFFENDERS	VICTIMS
<u>Ethnicity/National Origin</u>	<u>1</u>	<u>1</u>	<u>1</u>	<u>1</u>
Anti-Other Ethnicity/National Origin	1	1	1	1
<u>Gender</u>	<u>1</u>	<u>1</u>	<u>1</u>	<u>1</u>
Sexual Bias	1	1	1	1
<u>Political Affiliation</u>	<u>2</u>	<u>3</u>	<u>2</u>	<u>3</u>
Political Affiliation Bias	2	3	2	3
<u>Race</u>	<u>30</u>	<u>159</u>	<u>152</u>	<u>159</u>
Anti-Black	18	60	53	60
Anti-Multi-Racial Group	1	6	6	6
Anti-White	11	93	93	93
<u>Religion</u>	<u>6</u>	<u>8</u>	<u>7</u>	<u>8</u>
Anti-Islamic (Moslem)	2	2	1	2
Anti-Jewish	1	1	1	1
Anti-Multi-Religious Group	3	5	5	5
<u>Sexual Orientation</u>	<u>4</u>	<u>7</u>	<u>6</u>	<u>7</u>
Anti-Female Homosexual (Lesbian)	2	2	1	2
Anti-Homosexual (Gays and Lesbians)	1	1	1	1
Anti-Male Homosexual (Gay)	1	4	4	4
<b><u>TOTAL</u></b>	<b><u>44</u></b>	<b><u>179</u></b>	<b><u>169</u></b>	<b><u>179</u></b>

## APPENDIX

### Offense Definitions

The national UCR Program collects and reports crime incident data for the Nation, states, counties, and cities, through NIBRS and the state programs such as WVIBR. Essential to the maintenance of uniform and consistent data is the utilization of standard definitions of the offenses which are set forth and explained on the following pages.

The definitions, which were developed for NIBRS and WVIBR, are not meant to be used for charging persons with crimes. To the contrary, they are meant to be "receptacles" or "pigeonholes" for reporting crimes that are committed throughout the United States. The purpose for UCR, as developed by law enforcement, is to provide a "common denominator" language which transcends varying local and state laws. State statutes and local ordinances must be very specific in defining crimes so that persons facing prosecution will know the exact charges being placed against them. On the other hand, the definitions used in the NIBRS and WVIBR are generic in order not to exclude varying state and Federal statutes relating to the same type of crime.

Accordingly, the offense definitions in NIBRS are based on the common law definitions found in *Black's Law Dictionary*, as well as those used in the *Uniform Crime Reporting Handbook* and the NCIC Uniform Offense Classifications. Since most state statutes are also based on the common law definitions, even though they may vary as to specifics, most should fit into the corresponding NIBRS and WVIBR offense classifications.

State statute definitions may cross the NIBRS definitions and vice versa. In these cases, the non-conforming offenses should be reported according to their NIBRS offense classifications. For example, some states have "larceny" statutes which are so broadly worded they include the crime of embezzlement. If an embezzlement, as defined in NIBRS, is perpetuated within such a state, it should be reported to the FBI as Embezzlement, not Larceny/Theft, even though the offender is charged locally with larceny.

There are 22 Group "A" crime categories made up of 46 Group "A" offenses. The crime categories are listed below in alphabetical order. Immediately following the name of each category is an indication of whether it involves a "Crime Against Person", "Crime Against Property" or "Crime Against Society." For purposes of this report, violent crimes are murder and nonnegligent manslaughter, forcible sex offenses, assault offenses, kidnapping/abduction and robbery.

#### NIBRS/WVIBR GROUP A OFFENSE DEFINITIONS

##### 1. Arson (Crime Against Property)

**Definition:** *To unlawfully and intentionally damage, or attempt to damage, any real or personal property by fire or incendiary device.*

##### 2. Assault Offense (Crime Against Person)

**Definition:** *An unlawful attack by one person upon another.*

[Note: By definition, there can be no "attempted" assaults, only "completed" assaults.]

###### (a) Aggravated Assault

**Definition:** *An unlawful attack by one person upon another wherein the offender uses a weapon or displays it in a threatening manner, or the victim suffers obvious severe or aggravated bodily injury involving apparent broken bones, loss of teeth, possible internal injury, severe laceration, or loss of consciousness.*

[Note: For purposes of Aggravated Assault reporting, a "weapon" is a commonly known weapon (a gun, knife, club, etc.) or any other item which, although not usually thought of as a weapon,



becomes one when used in a manner that could cause the types of severe bodily injury described in the above definition.

A "severe laceration" is one which should receive medical attention.

A "loss of consciousness" must be the direct result of force inflicted on the victim by the offender.]

## **(b) Simple Assault**

**Definition:** *An unlawful physical attack by one person upon another where neither the offender displays a weapon, nor the victim suffers obvious severe or aggravated bodily injury involving apparent broken bones, loss of teeth, possible internal injury, severe laceration, or loss of consciousness.*

## **(c) Intimidation**

**Definition:** *To unlawfully place another person in reasonable fear of bodily harm through the use of threatening words and/or other conduct, but without displaying a weapon or subjecting the victim to actual physical attack.*

[Note: This offense includes stalking]

## **3. Bribery (Except "Sports Bribery") (Crime Against Property)**

**Definition:** *The offering, giving, receiving, or soliciting of anything of value (i.e., a bribe, gratuity, or kickback) to sway the judgment or action of a person in a position of trust or influence.*

[Note: If the bribery involves changing the outcome of a sporting contest or event, it is reported under Gambling Offenses as Sports Tampering, not Bribery.]

## **4. Burglary/Breaking and Entering (Crime Against Property)**

**Definition:** *The unlawful entry into a building or other structure with intent to commit a felony or theft.*

[Note: An unlawful entry can be made with or without force. Forced entry is where force of any degree or a mechanical contrivance of any kind (e.g., passkey or skeleton key is used to unlawfully enter a building or other structure. An unforced entry is one where the unlawful entry is achieved through an unlocked door or window.]

## **5. Counterfeiting/Forgery (Crime Against Property)**

**Definition:** *The altering, copying, or imitation of something without authority or right, with the intent to deceive or defraud by passing the copy or thing altered or imitated as that which is original or genuine: or the selling, buying, or possession of an altered, copied, or imitated thing with the intent to deceive or defraud.*

## **6. Destruction/Damage/Vandalism of Property (Except "Arson") (Crime Against Property)**

**Definition:** *To willfully or maliciously destroy, damage, deface, or otherwise injure real or personal property without the consent of the owner or the person having custody or control of it.*

[Note: This offense is reported only if the reporting agency deems that substantial injury to property has occurred. This offense includes a broad range of injury to property, i.e., from deliberate, extensive destruction at one extreme to mischievous, less extensive damage to the other extreme. It does not include destruction or damage to property caused by the crime of Arson. Incidental damage (e.g., a forced door, broken window, dynamited safe, etc. resulting from another offense (e.g., Burglary, Assault, Homicide, Larceny, Robbery, etc.) is also reported

in this offense category if the reporting agency deems the amount of damage to be substantial. However, for the crime of Arson, incidental damage resulting from fighting the fire is included as part of the loss caused by burning.]

## **7. Drug/Narcotic Offenses (Except “Driving Under the Influence”) (Crimes Against Society)**

**Definition:** *The violation of the laws prohibiting the production, distribution, and/or use of certain controlled substances and the equipment or devices utilized in their preparation and/or use.*

### **(a) Drug/Narcotic Violation**

**Definition:** *The unlawful cultivation, manufacture, distribution, sale, purchase, use, possession, transportation, or importation of any controlled drug or narcotic substance.*

### **(b) Drug Equipment Violation**

**Definition:** *The unlawful manufacture, sale, purchase, possession, or transportation of equipment or devices utilized in preparing and/or using drugs or narcotics.*

## **8. Embezzlement (Crime Against Property)**

**Definition:** *The unlawful misappropriation by an offender to his/her own use or purpose, of money, property, or some other thing of value entrusted to his/her care, custody, or control.*

## **9. Extortion/Blackmail (Crime Against Property)**

**Definition:** *To unlawfully obtain money, property, or any other thing of value, either tangible or intangible, through the use or threat of force, misuse of authority, threat of criminal prosecution, threat of destruction of reputation or social standing, or through other coercive means.*

## **10. Fraud Offenses (Except “Counterfeiting/Forgery” and “Bad Checks”) (Crimes Against Property)**

**Definition:** *The intentional perversion of the truth for the purpose of inducing another person or other entity in reliance upon it to part with some thing of value or to surrender a legal right.*

### **(a) False Pretenses/Swindle/Confidence Game**

**Definition:** *The intentional misrepresentation of existing fact or condition, or the use of some other deceptive scheme or device, to obtain money, goods, or other things of value.*

### **(b) Credit Card/Automatic Teller Machine Fraud**

**Definition:** *The unlawful use of a credit (or debit) card or automatic teller machine for fraudulent purposes.*

### **(c) Impersonation**

**Definition:** *Falsely representing one's identity or position and acting in the character or position thus unlawfully assumed, to deceive others and thereby gain profit or*

*advantage, enjoy some right or privilege, or subject another person or entity to an expense, charge, or liability which would not have otherwise been incurred.*

**(d) Welfare Fraud**

**Definition:** *The use of deceitful statements, practices, or devices to unlawfully obtain welfare benefits.*

**(e) Wire Fraud**

**Definition:** *The use of an electric or electronic communications facility to intentionally transmit a false and/or deceptive message in furtherance of a fraudulent activity.*

**11. Gambling Offenses (Crimes Against Society)**

**Definition:** *To unlawfully bet or wager money or something else of value; assist, promote, or operate a game of chance for money or some other stake; possess or transmit wagering information; manufacture, sell, purchase, possess, or transport gambling equipment, devices, or goods; or tamper with the outcome of a sporting event or contest to win a gambling advantage.*

**(a) Betting/Wagering**

**Definition:** *To unlawfully stake money or something else of value on the happening of an uncertain event or on the ascertainment of a fact in dispute.*

**(b) Operating/Promoting/Assisting Gambling**

**Definition:** *To unlawfully operate, promote, or assist in the operation of a game of chance, lottery, or other gambling activity.*

[Note: This offense includes bookmaking, numbers running, transmitting wagering information, etc.]

**(c) Gambling Equipment Violations**

**Definition:** *To unlawfully manufacture, sell, buy, possess, or transport equipment, devices, and/or goods, used for gambling purposes.*

**(d) Sports Tampering**

**Definition:** *To unlawfully alter, meddle in, or otherwise interfere with a sporting contest or event for the purpose of gaining a gambling advantage.*

[Note: This offense includes engaging in bribery for gambling purposes. For example, if a jockey was bribed to lose a horse race, it would be reported as Sports Tampering, not Bribery.]

**12. Homicide Offenses (Crimes Against Persons)**

**Definition:** *The killing of one human being by another.*

**(a) Murder and Nonnegligent Manslaughter**

**Definition:** *The willful (nonnegligent) killing of one human being by another.*

[Note: "Assault to Murder" and "Attempted Murder" are reported as Aggravated Assault.]

**(b) Negligent Manslaughter**

**Definition:** *The killing of another person through negligence.*

**(c) Justifiable Homicide (not a crime)**

**Definition:** *The killing of a perpetrator of a serious criminal offense by a peace officer in the line of duty; or the killing, during the commission of a serious criminal offense, of the perpetrator by a private individual.*

[Note: A "serious criminal offense" is a felony or high misdemeanor. The crime that was being committed when the justifiable homicide took place must be reported as a separate incident, therefore, justifiable homicide cases involve two incidents rather than one.]

**13. Kidnaping/Abduction (Crime Against Person)**

**Definition:** *The unlawful seizure, transport, and/or detention of a person against his/her will, or of a minor without the consent of his/her custodial parent(s) or legal guardian.*

[Note: Kidnaping/Abduction includes hostage-taking.]

**14. Larceny/Theft (Crime Against Property)**

**Definition:** *The unlawful taking, carrying, leading, or riding away of property from the possession, or constructive possession, of another person.*

**(a) Pocket-picking**

**Definition:** *The theft of articles from another person's physical possession by stealth where the victim usually does not become immediately aware of the theft.*

**(b) Purse-snatching**

**Definition:** *The grabbing or snatching of a purse, handbag, etc., from the physical possession of another person.*

[Note: If more force is used than is actually necessary to snatch the purse from the grasp of the person, or if the victim resists the theft in any way, then a strong-arm Robbery occurred, rather than Purse-snatching.]

**(c) Shoplifting**

**Definition:** *The theft, by someone other than an employee of the victim, of goods or merchandise exposed for sale.*

**(d) Theft From Building**

**Definition:** *A theft from within a building which is either open to the general public or where the offender has legal access.*

**(e) Theft From Coin-Operated Machine or Device**

**Definition:** *A theft from a machine or device which is operated or activated by the use of coins.*

**(f) Theft From Motor Vehicle**

**Definition:** *The theft of articles from a motor vehicle, whether locked or unlocked.*

### **(g) Theft of Motor Vehicle Part or Accessories**

**Definition:** *The theft of any part or accessory affixed to the interior or exterior of a motor vehicle in a manner in which would make the item an attachment of the vehicle or necessary for its operation.*

### **(h) All Other Larceny**

**Definition:** *All thefts which do not fit in any of the definition of the specific subcategories of Larceny/Theft listed above.*

[Note: This subcategory includes thefts from fenced enclosures, boats and airplanes. Thefts of animals, lawn mowers, lawn furniture, hand tools and farm and construction equipment are also included where no break-in of a structure was involved.]

## **15. Motor Vehicle Theft (Crime Against Property)**

**Definition:** *The theft of a motor vehicle.*

[**Note:** A "motor vehicle" is defined for UCR purposes as a self-propelled vehicle that runs on land surface and not on rails and which fits in one of the following property descriptions: One offense is counted for each vehicle stolen.]

- **Automobiles**-Sedans, coupes, station wagons, convertibles, taxicabs, or other similar motor vehicles which serve the primary purpose of transporting people.
- **Buses**-Motor vehicles which are specifically designed (but not necessarily used) to transport groups of people on a commercial basis.
- **Recreational Vehicles**-Motor vehicles which are specifically designed (but not necessarily used) to transport people and also provide them temporary lodging for recreational purposes.
- **Trucks**-Motor vehicles which are specifically designed (but not necessarily used) to transport cargo on a commercial basis.
- **Other Motor Vehicles**-Any other motor vehicles (e.g., motorcycles, motor scooters, trail bikes, ATV's, mopeds, snowmobiles, golf carts) whose primary purpose is to transport people.

## **16. Pornography/Obscene Material (Crime Against Society)**

**Definition:** *The violation of laws or ordinances prohibiting the manufacture, publishing, sale, purchase, or possession of sexually explicit material, e.g., literature, photographs, etc.*

## **17. Prostitution Offenses (Crimes Against Society)**

**Definition:** *To unlawfully engage in or promote sexual activities for profit.*

### **(a) Prostitution**

**Definition:** *To unlawfully engage in sexual relations for profit.*

[Note: This offense includes prostitution by both males and females.]

### **(b) Assisting or Promoting Prostitution**

**Definition:** *To solicit customers or transport persons for prostitution purposes; to own, manufacture, or operate a dwelling or other establishment for the purpose of providing a place where prostitution is performed; or to otherwise assist or promote prostitution.*

## **18. Robbery (Crime Against Property)**

**Definition:** *The taking or attempting to take, anything of value under confrontational circumstances from the control, custody, or care of another person by force or threat of force or violence and/or by putting the victim in fear of immediate harm.*

[Note: Because some type of assault is an element of the crime of Robbery, an assault is not reported as a separate crime as long as it was performed in furtherance of the robbery. However, if the injury results in death, a Homicide Offense is reported. The “victims” of a robbery include not only the persons or other entities (businesses, financial institutions, etc.) from whom the property was taken (or attempted to be taken), but also those persons toward whom the robber(s) directed force or threat of force in perpetrating the offense. Therefore, although the primary victim in a bank robbery would be the “Financial Institution”, the teller toward whom the robber pointed a gun and made a demand is also reported as a victim.

## 19. Sex Offenses, Forcible (Crimes Against Persons)

**Definition:** *Any sexual act directed against another person, either male or female, forcibly and/or against that person's will; or not forcibly or against that person's will where the victim is incapable of giving consent.*

### (a) Forcible Rape (Except “Statutory Rape”)

**Definition:** *The carnal knowledge of a person forcibly, either male or female and/or against that person's will; or not forcibly or against that person's will where the victim is incapable of giving consent because of his/her temporary or permanent mental or physical incapacity.*

[Note: If force was used or threatened, the crime is classified as Forcible Rape regardless of the age of the victim or the relationship to the offender. If force was used or threatened and the victim was under the statutory age of consent or related to the offender within the degrees where marriage is prohibited, the crime is classified as Statutory Rape or Incest, respectively. Temporary mental or physical incapacity includes drug facilitated sexual assaults.]

### (b) Forcible Sodomy

**Definition:** *Oral or anal sexual intercourse with another person, either male or female, forcibly and/or against that person's will; or not forcibly and/or against that person's will where the victim is incapable of giving his/her consent because of his/her youth or because of his/her temporary or permanent mental or physical incapacity.*

### (c) Sexual Assault With An Object

**Definition:** *To use an object or instrument to unlawfully, penetrate, however slightly, the genital or anal opening of the body of another person (either male or female) forcibly and/or against his/her will; or not forcibly and/or against his/her will where the victim is incapable of giving his/her consent because of his/her youth or because of his/her temporary or permanent mental or physical incapacity.*

[Note: An "object" or "instrument" is anything used by the offender other than the offender's genitalia. Examples are a finger, bottle, handgun, stick, etc.]

### (d) Forcible Fondling

**Definition:** *The touching of the private body parts of another person, either male or female, for the purpose of sexual gratification, forcibly and/or against that person's will; or not forcibly and/or against that person's will where the victim is incapable of giving consent because of his/her youth or because of his/her temporary or permanent mental or physical incapacity.*

[Note: Forcible fondling includes "indecent liberties" and "child molesting". Because Forcible Fondling is an element of Forcible Rape, Forcible Sodomy, and Sexual Assault With An Object, it should be reported only if it is the **sole** forcible sex offense committed against the victim.]

## 20. Sex Offenses, Nonforcible (Except "Prostitution Offenses") (Crimes Against Persons)

**Definition:** *Unlawful, nonforcible sexual intercourse.*

### (a) Incest

**Definition:** *Nonforcible sexual intercourse between persons who are related to each other within the degrees wherein marriage is prohibited by law.*

### (b) Statutory Rape

**Definition:** *Nonforcible sexual intercourse with a person who is under the statutory age of consent.*

[Note: If force was used or threatened or the victim was incapable of giving consent because of his/her youth or mental impairment, either temporary or permanent, the offense should be classified as Forcible Rape, not Statutory Rape.]

## 21. Stolen Property Offenses (Crimes Against Property)

**Definition:** *Receiving, buying, selling, possessing, concealing, or transporting any property with the knowledge that it has been unlawfully taken, as by burglary, embezzlement, fraud, larceny, robbery, etc. Examples include receiving or transferring stolen goods, receiving or dispensing of property stolen in another state.@*

## 22. Weapon Law Violations (Crimes Against Society)

**Definition:** *The violation of laws or ordinances prohibiting the manufacture, sale, purchase, transportation, possession, concealment, or use of firearms, cutting instruments, explosives, incendiary devices, or other deadly weapons.*

## GROUP B OFFENSES

There are 11 Group B offense categories and they encompass all of the crimes which are not Group A offenses, with the exception of most traffic offenses. Only arrestee data (or Group B Arrest Reports) need to be reported for Group B Crimes.

### Bad Checks

**Definition:** *Knowingly and intentionally writing and/or negotiating checks drawn against insufficient or nonexistent funds.*

### Curfew/Loitering/Vagrancy Violations

**Definition:** *The violation of a court order, regulation, ordinance, or law requiring the withdrawal of persons from the streets or other specified areas; prohibiting persons from remaining in an area or place in an idle or aimless manner; or prohibiting persons from going from place to place without visible means of support.*

## **Disorderly Conduct**

**Definition:** *Any behavior that tends to disturb the public peace or decorum, scandalize the community, or shock the public sense of morality.*

## **Diving Under the Influence**

**Definition:** *Driving or operating a motor vehicle or common carrier while mentally or physically impaired as the result of consuming an alcoholic beverage or using a drug or narcotic.*

## **Drunkenness**

**Definition:** *To drink alcoholic beverages to the extent that one's mental faculties and physical coordination are subsequently impaired.*

## **Family Offenses**

**Definition:** *Unlawful, nonviolent acts by a family member (or legal guardian) which threaten the physical, mental, or economic well-being or morals of another family member and which are not classified as other offenses, such as Assault, Incest, Statutory Rape, etc.*

## **Liquor Law Violations**

**Definition:** *The violation of laws or ordinances prohibiting the manufacture, sale, purchase, transportation, possession, or use of alcoholic beverages.*

## **Peeping Tom**

**Definition:** *To secretly look through a window, doorway, keyhole, or other aperture for the purpose of voyeurism.*

## **Runaway**

**Definition:** *A person under the age of 18 years of age who has left home without the permission of his/her parent(s) or legal guardian.*

## **Trespass of Real Property**

**Definition:** *To unlawfully enter land, a dwelling, or other real property.*

## **All Other Offenses**

**Definition:** *All crimes which are not Group A offenses and not included in one of the specifically named Group B crime categories listed above.*