


CRIME IN WEST VIRGINIA  
1900



22ND EDITION



GASTON CAPERTON  
GOVERNOR

STATE AUDITOR



## **IN MEMORY**

**From 1273 through 1993, West Virginia has had the honorable distinction of being the state with the lowest crime rate in the nation.**

**The entire law enforcement community and the citizens of West Virginia should be applauded for the cooperative effort which made this distinction a reality. The 1993 edition of "Crime in West Virginia is dedicated to those law enforcement officers who have paid the supreme sacrifice in the protection of their communities. The following is a list of all West Virginia officers feloniously killed in the line of duty since 1972.**

1972	Chief M.R. Lucas Constable Crockett Booth	Milton PD McDowell SO	Aug 4 Aug 21
1975	Deputy Jesse J. Blevins, Jr. Sergeant David Lilly Deputy Roger Lee Treadway	Monroe SO Beckley PD Fayette SO	Feb 21 May 12 Oct 15
1976	Sheriff Elvin (Pete) Wedge Deputy Kenneth W. Love Deputy Ernest Hesson Sheriff Park Richards	Mason SO Mason SO Mason SO Calhoun SO	Mar. 3 Mar 3 Mar 3 Nov 18
1977	Trooper Thomas D. Hercules Trooper Charles H. Johnson Deputy George Maynard Trooper Bruce Brown	Berkeley Springs Detachment Berkeley Springs Detachment McDowell SO Parsons Detachment	Jan 12 Jan 12 Sep 3 Oct 14
1978	Conservation Officer Wesley Frame	Monroe DNR	Nov 10
1979	Trooper Phillip Kesner	Moundsville Detachment	Nov 7
1981	Lieutenant Delbert Roush, Sr. Patrolman Eddie Ray Duncan Officer Paul Jeffrey Harmon	Charleston PD Charleston PD Huntington PD	Jun 26 Jun 26 Dec 14
1985	Patrolman John R. Tucker	Fort Gay PD	Apr 20
1989	Trooper James T. Brammer Deputy Jonathan D. Janney	Kingwood Detachment Putnam SO	Apr 15 Aug 17
1993	Sr. Trooper Larry G. Hacker	Harrisville Detachment	Apr 9

***May we always remember.***



STATE OF WEST VIRGINIA  
OFFICE OF THE GOVERNOR  
CHARLESTON 25305

GASTON CAPERTON  
GOVERNOR

GREETINGS FROM THE GOVERNOR

We all feel the effects of crime; either directly or indirectly. Although West Virginia has been fortunate enough to enjoy the lowest crime rate nationwide for many consecutive years, the impact of crime still influences our way of life.

With the aid of the statistics presented in this publication, Crime in West Virginia, the law enforcement community and the general public alike can be made aware of West Virginia's total crime picture and knowledgeably direct our efforts to combat crime.

Just as the fight against crime requires the cooperation of all citizens, the compiling of the comprehensive and accurate data in this annual requires the cooperation of all contributing law enforcement agencies. The concerted effort of the agencies is greatly appreciated.

With the diligence and dedication of all citizens and law enforcement officers, West Virginia will continue to have a criminal justice system that operates in a positive manner and its population may continue to enjoy life with only a minimal impact from crime.

Sincerely,

A handwritten signature in cursive script that reads "Gaston Caperton".  
Gaston Caperton  
Governor

GC/jh





**West Virginia State Police**  
725 Jefferson Road  
South Charleston, West Virginia 25309-1698  
**Executive Office**

**Gaston Caperton**  
Governor

**Colonel Thomas L. Kirk**  
Superintendent

The Honorable Gaston Caperton  
Governor of West Virginia  
State Capitol Building  
Charleston West Virginia 25305


Dear Governor Caperton:

Pursuant to Chapter 15, Article 2, Section 24 of the code of West Virginia, I am very pleased to submit to you the twenty-second report on Crime in West Virginia.

This twenty-second edition is a summary report of crime data for the year 1993. This information is only available because of the cooperation of 238 state, county, municipal and Department of Natural Resources law enforcement agencies within our state. These agencies recognize how the statistics compiled from their raw data enables law enforcement to define crime trends and identify the extent, type and location of present criminal activity. Their accurate and timely contribution of data has aided legislators, municipal and county planners, the media, sociologists and other members of the criminal justice community in many of their research and planning activities.

Although for twenty-two years the UCR program has certainly proved its worth, it is significant to note that efforts are being made to enhance this essential reporting system. West Virginia is making progress in converting from the summary based system to the more detailed incident base reporting system that is much better equipped to handle the expanded needs of contemporary law enforcement. The new system promises to provide West Virginia with more comprehensive and reliable information that can only help enable West Virginia law enforcement to enter the 21st century in a most effective manner possible.

Sincerely yours,

  
COLONEL THOMAS L. KIRK  
SUPERINTENDENT

TLK/SGM:sc



# TABLE OF CONTENTS

In Memory .....	<b>Overleaf</b>
Introductory Letter .....	i
Letter of Transmittal .....	ii
Table of Contents .....	iii
List of Tables and Charts .....	iv
Introduction .....	1-3
Classification of Offenses .....	4-8
Profile, State of West Virginia .....	9
Crime Factors .....	10
West Virginia Crime Clock .....	11
Annual Report Synopsis .....	12-13
County Crime Rates .....	14
Crime Rates in Class I, II and III Cities .....	15-16
Criminal Homicide Murder .....	22
Murder - County Crime Rate .....	23
Crime Rates in Class I, II and III Cities .....	24-25
Forcible Rape .....	29
Forcible Rape - County Crime Rate .....	31
Crime Rates in Class I, II and III Cities .....	32-33
Robbery .....	34
Robbery - County Crime Rate .....	36
Crime Rates in Class I, II and III Cities .....	37-38
Felonious Assault .....	40
Felonious Assault - County Crime Rate .....	42
Crime Rates in Class I, II and III Cities .....	43-44
Breaking & Entering .....	45
Breaking & Entering - County Crime Rate .....	47
Crime Rates in Class I, II and III Cities .....	48-49
Larceny/Theft .....	51
Larceny/Theft - County Crime Rate .....	53
Crime Rates in Class I, II and III Cities .....	54-55
Motor Vehicle Theft .....	57
Motor Vehicle Theft - County Crime Rate .....	59
Crime Rates in Class I, II and III Cities .....	60-61
West Virginia Regional Crime .....	62-63
West Virginia Arrest Data .....	64-65
Violent Crime .....	65
Property Crime .....	65
Narcotic Drug Law Arrests .....	65
Gambling Arrests .....	65
Juvenile Disposition Data .....	65
Law Enforcement Data .....	72-73
Civilian Law Enforcement Employee Data .....	73
Law Enforcement Officers Killed and Assaulted .....	74
State, County, Municipal Offense Data .....	
Part I Offenses .....	77-118
State, County, Municipal Arrest Data .....	
Part I Arrests .....	119-152
Part II Arrests .....	153-187
Department of Natural Resources Data .....	188-189
Arson .....	190
Domestic Violence .....	192
Controlled Substances .....	199-202
Glossary of Terms .....	203





Crime Index Offenses by Month .....	17
Violent Crime Offenses by Month .....	18
Non-Violent Property Offenses by Month .....	19
Value of Property Stolen by Type of Offense .....	20
West Virginia Crime Index Five Year Recapitulation .....	21
Murder Offenses by Month .....	26
Murders by Age, Sex and Race .....	27
Murders by Type of Weapon/Circumstance .....	28
Forcible Rape Offenses by Month .....	30
Robbery by Type of Weapon .....	34
Robbery Offenses by Month .....	35
Robbery-Value of Property Stolen .....	39
Felonious Assault by Type of Weapon .....	40
Felonious Assault Offenses by Month .....	41
Breaking and Entering by Type of Entry .....	45
Breaking and Entering Offenses by Month .....	46
Breaking and Entering/Value of Property Stolen .....	50
Larceny/Theft Offenses by Month .....	52
Value of Property Stolen .....	56
Motor Vehicle Theft by Type of Motor Vehicle .....	57
Motor Vehicle Theft Offenses by Month .....	58
Crime Distribution by Regions .....	63
Monthly Arrest Trends .....	66
Total West Virginia Arrests .....	67
Total Arrests by Race .....	68
Total Arrests by Sex .....	69
Total Arrests by Age .....	70-71
Law Enforcement Employee Data .....	73
Police Officers Assaulted Summary .....	74
Analysis of Assaults on Law Enforcement Officers .....	75-76
Part I Offenses .....	78-118
Part I Arrests .....	119-152
Part II Arrests .....	154-187
Department of Natural Resources Data .....	189
Arson Volume .....	190
Breakdown of Arson Offenses and Property Damage .....	191
Domestic Violence by Relationship, Month and Day of the Week .....	193
Child Abuse Cases from Human Services .....	194
Domestic Violence - Activity by Agency .....	195-198
Purchased or Confiscated Controlled Substances and Their Estimated Street Value .....	199
Estimated Street Value (comparison) .....	200
Purchased Controlled Substance (comparison) .....	201
Confiscated Controlled Substances (comparison) .....	202
Map of West Virginia .....	Back Cover



# INTRODUCTION

The West Virginia Uniform Crime Reporting (UCR) Program is a uniform, statewide method of collecting statistical crime data, under the direction of the Uniform Crime Reporting Section of the Criminal Identification Bureau, West Virginia Division of Public Safety. Its purpose is two-fold:

1. To provide a consolidated annual report concerning crime in West Virginia and
2. To report state-wide crime statistics from a single agency to the Federal Bureau of Investigation (FBI)

## NATIONAL UNIFORM CRIME REPORTING PROGRAM

The counterpart of all state-wide UCR programs is the National UCR Program under the direction of the Federal Bureau of Investigation. This national program was the result of a need for nation-wide uniform compilation of crime statistics. Uniform Crime Reports were first collected in 1930 after being developed by a committee of the International Association of Chiefs of Police. Today the IACP continues to serve in an advisory capacity to the FBI in its operation of the UCR program.

In the last several years, the FBI has been actively assisting individual states in the development of state-wide programs for the collection of law enforcement statistics. Although individual UCR programs may vary from state to state, all state programs must be compatible with the National UCR Program. Presently there are 47 operational state or territorial-level UCR Programs. Crime statistics submitted by individual law enforcement agencies from all fifty (50) states, whether reported through state-level UCR programs or directly to the FBI, are presented annually in the FBI's Uniform Crime Reports publication, **Crime in the United States**.

## WEST VIRGINIA UNIFORM CRIME REPORTING PROGRAM

Taking advantage of the invaluable assistance provided, West Virginia developed its own state-wide program for collection of law enforcement statistics.

## PURPOSE AND OBJECTIVES

The fundamental objectives of the West Virginia UCR Program are:

1. Inform the Governor, Legislature, other government officials and the public as to the nature of the crime problem in West Virginia, its magnitude and its trends.
2. Provide the FBI with complete crime data to be included in the National crime reports.
3. Provide law enforcement administrators with the best possible data available to help combat individual crime problems areas.
4. Determine who commits crimes by age, sex, race and ethnic origin and by other attributes in order to find the proper focus for crime prevention and enforcement.
5. Provide base data and statistics to measure the workload and effectiveness of West Virginia's Criminal Justice System, to measure the effect of prevention and deterrence programs, and to assist in the assessment of social and other causes for the development of theories on criminal behavior.

## DEVELOPMENT

The West Virginia Legislature, in the Criminal Identification Bureau Act of 1971, established the Uniform Crime Reporting Statute.

# **Criminal Identification Bureau Act of 1971**

## **Chapter 15, Article 2, Section 24, Sub-Section i**

(i) All state, county and municipal law enforcement agencies shall submit to the bureau uniform crime reports setting forth their activities in connection with law enforcement. It shall be the duty of the bureau to adopt and promulgate rules and regulations prescribing the forms, general content, time and manner of submission of such Uniform Crime Reports. Willful or repeated failure by any state, county or municipal law enforcement official to submit the Uniform Crime Reports as required in this article shall constitute neglect of duty in public office. The Bureau shall correlate the reports submitted to it and shall compile and submit to the governor and the legislature semi-annual reports based on such reports. A copy of such reports shall be furnished to all prosecuting attorneys and law enforcement agencies.

The responsibility and authority for collection and dissemination of UCR data was given to the West Virginia Division of Public Safety (State Police). This program became operational January 1, 1972.

### **REPORTING PROCEDURE**

Under the West Virginia UCR Statute, law enforcement agencies are required to submit specified Uniform Crime Reports. The necessary information for each of the required reports is gathered from each agency's record of complaints, investigations and arrests. Offenses are recorded by the municipality and county in which they occur. Municipal law enforcement agencies report those crimes which occur within the cities, and county sheriff's departments and state police report those crimes which occur within the counties but outside the cities.

Individual agencies are required to submit uniform crime reports on a monthly basis. Law enforcement agencies report the number of offenses reported to them in the following Part I crime categories:

- (1) Criminal Homicide
- (2) Forcible Rape
- (3) Robbery
- (4) Felonious Assault
- (5) Breaking and Entering
- (6) Larceny/Theft
- (7) Motor Vehicle Theft

(Arson became the eighth crime index offense in 1979, however, these statistics are collected in a supplemental form and are shown separately).

In addition, law enforcement agencies report on a monthly basis supplemental offense information such as the value of property stolen and recovered, the circumstances surrounding homicides and rapes, the age, sex and race of all persons arrested, and police disposition of juveniles. Police employee data is collected on an annual basis. Information on domestic Violence is collected on a monthly basis in accordance with the state code 48-2A-9 and the subsequent information summarizes family and household abuse in this state. As of April, 1988, law enforcement agencies began to report to this office a Monthly Controlled Substance Report, which provides information on the quality and type of drugs purchased or confiscated by law enforcement in West Virginia, as well as the estimated street value of these drugs. This data is included in this edition of **Crime in West Virginia**.

### **Verification Process**

An obvious concern in the collection of crime statistics from law enforcement agencies throughout the state is the uniformity and accuracy of data received. All law enforcement agencies are furnished with the Uniform Crime Reporting Handbook which outlines in detail the proper procedures for scoring and classifying offenses. However, program aides such as guides and instructions do not necessarily guarantee the accuracy and correctness of the reports submitted by the agencies. Additional controls therefore are necessary.

Each report received by the UCR Section is recorded, examined and verified for mathematical accuracy and possibly more important, reasonableness. The elimination of duplication of reporting by agencies receives particular attention. Checks are built into the data processing of the reports to further ensure their validity and accuracy. The UCR Program, however, is still affected to some degree by problems such as incorrect reports, incomplete records, misinterpreted data and human error, as are all statistical programs. In addition, it should be pointed out that there is no way of determining the actual total number of crimes which are committed. Many criminal acts occur which are not reported to official sources. It is for this reason the Uniform Crime Reporting Program focuses its attention in the offenses which are reported to law enforcement agencies.

In spite of these and other shortcomings, the Uniform Crime Reporting Program still provides the best information available concerning crime in West Virginia.

## **POPULATION DATA**

The computation of crimes rates as they appear in this report by municipality, county and state is based on 1992 population data provided by the Federal Bureau of Investigation through the cooperation and assistance of the United States Bureau of Census.

## **CRIME INDEX**

The tabulations presented in the tables, graphs and charts in this publication indicate the volume and distribution of crime in West Virginia on the basis of a Crime Index. The crime figures are broken down by municipal, county , regional and state totals.

The Uniform Crime Reporting Program utilized seven crime classifications - Murder, Forcible Rape, Robbery, Felonious Assault, Breaking and Entering, Larceny Theft and Motor Vehicle Theft, to establish an index to measure the trend and distribution of crime in the United States. These crimes are counted by law enforcement agencies as they become known to them. These crimes were selected as they represent the most common local crime problems. They are defined as all serious crimes either by their nature or by the volume in which they occur. The crimes, Murder, Forcible Rape, Robbery and Felonious Assault are categorized as Violent Crime. The crimes Breaking and Entering, Larceny Theft and Motor Vehicle Theft are classified as Non-Violent Crimes.

The monthly and annual Uniform Crime Reports received in 1993 from 316 municipal, county and state law enforcement agencies in West Virginia represent 100% of the estimated West Virginia population. The rural population is served by both state police and sheriff's departments and the crime rate is computed for the rural population rather than for the agency, however. The number of offenses and percent of offenses cleared is listed separately for each agency.

This report provides police executives with a yardstick with which to measure local crime problems. To use this report as an administrative tool, data must be converted to percentages and rates. The most used of crime statistics is the Crime Index Rate which refers to the number of Crime Index Offenses per 100,000 population. Due to the fact that no city in the state has a population over 100,000, calculations for each individual contributing agency are based on the number of offenses per 100,000 persons.

For Uniform Crime Reporting purposes, a Crime Index Offense is cleared when the case has been solved either by arrest or by exceptional clearance.

# CLASSIFICATION OF OFFENSES

Uniformity in reporting under the West Virginia System is based upon the proper classification of offenses by police.

The adoption of the Federal System of Uniform Crime Reporting included the utilization of the offense classifications of that system. Law enforcement in this state has made accurate application of those classifications in the reports submitted to the West Virginia Uniform Crime Reporting System.

In view of the need for compatibility with the federal system, "offenses" under the program are not distinguished by designation of "high misdemeanors," "misdemeanors," or violations of municipal ordinances. The explanations of offense classifications may vary slightly with those employed at the federal level because the language used is that familiar to law enforcement in this state. However, the major categories of offense classification remain the same as those employed on the national level.

## Part I Offenses

Offense data consists of information that has been extracted from reports of Part I crimes that have come to the attention of West Virginia law enforcement agencies. In general, Part I crimes are those serious crimes that are usually reported to law enforcement agencies. They consist of the following offenses.

### Offense Classifications

#### (1) Homicide

- 1a. **Murder and Non—Negligent Manslaughter** — The unlawful killing of a human being with malice aforethought.

*General Rule — Any death due to a fight, argument, quarrel, assault or commission of a crime.*

- 1b. **Manslaughter by Negligence** — The unlawful killing of a human being, by another, without malice aforethought..

#### (2) Forcible Rape

- 2a. **Rape by Force** — The carnal knowledge of a female forcibly against her will.

*General Rule — Forcible rape of a female but excluding carnal abuse (Statutory Rape) or other sex offenses.*

- 2b. **Assault to Rape - Attempts** — All assaults and attempts to rape.

- (3) **Robbery** — The felonious and forcible taking of the property of another, against his will, by violence or by putting him in fear. Includes all attempts.

- 3a. **Gun** — All robberies and attempted robberies involving the use of any type of firearm (revolvers, automatic pistols, shotguns, zip guns, rifles, pellet guns, etc.)

- 3b. **Knife or Cutting Instrument** — All robberies and attempted robberies involving the use of cutting or stabbing objects (knife, razor, hatchet, axe, cleaver, scissors, glass, broken bottle, dagger, ice pick, etc.)

- 3c. **Other Dangerous Weapons** — All robberies or attempted robberies when any other object or thing is used as a weapon. (This includes clubs, bricks, jack handles, bottles, explosives, acid, etc.)

- 3d. **Strong Arm - Hands, Fists, Feet, Etc.** — All Robberies which includes muggings and similar offenses where no weapon is used, but strong arm tactics are employed to deprive the victim of his property. This is limited to hands, arms, fists, feet, etc. As in armed robbery, this includes all attempts.

(4) Assaults — An assault is an attempt or offer, with unlawful force or violence, to do physical injury to another.

**General Rule — All assaults will be classified in the following categories, excluding assaults with intent to rob or rape.**

- 4a. Gun — All assaults and attempted assaults involving the use of any type of firearms. (Revolvers, automatic pistols, shotguns, zip guns, pellet guns, etc.)
- 4b. Knife or Cutting Instrument — All assaults and attempted assaults, involving the use of cutting or stabbing objects (knife, razor, hatchet, axe, cleaver, scissors, glass, broken bottle, dagger, ice pick, etc.)
- 4c. Other Dangerous Weapon — All assaults or attempted assaults when any other object or thing is used as a weapon. (clubs, bricks, pick handles, bottles, acid, explosives, lye, poison, scalding water and cases of attempted drowning, burning, etc.)
- 4d. Hands, Fists, Feet, Etc. - Felonious — Assaults which are of a felonious nature when hands, fists, feet, etc., are used. To be classified as felonious assault, the attack must result in serious personal injury.
- 4e. Other Assaults - Not Felonious — All offenses of simple assault and assault and battery.

(5) Breaking and Entering — Unlawful entry or attempted forcible entry of any structure to commit a felony or larceny.

**General Rule — Any unlawful entry or attempted forcible entry of any dwelling house, attached structure, public building, shop, office, factory, storehouse, apartment, house trailer, warehouse, mill, barn, other building, houseboat railroad car.**

**NOTE:** For Uniform Crime Reporting purposes, a breaking and entering with the intent to commit a larceny is classified only as breaking and entering. Breaking and Entering of a motor vehicle with the intent to commit a larceny is classified as larceny.

- 5a. Forcible Entry — All offenses where force of any kind is used to enter unlawfully a locked structure, with intent to steal or commit a felony. This includes entry by use of a master key, celluloid, or other device that leaves no outward mark but is used to open a lock. Concealment inside a building, followed by the breaking out of the structure is also included.
- 5b. Unlawful Entry - No Force — Any unlawful entry without any evidence of forcible entry.
- 5c. Attempted Forcible Entry — when determined that forcible entry has been attempted.

(6) Larceny Theft (Except Auto Theft) — The unlawful taking of the property of another with intent to deprive him of ownership.

**General Rule — All larcenies and thefts resulting from pocket-picking, purse snatching, shoplifting, larceny from auto, larcenies of auto parts and accessories, theft of bicycles, larcenies from buildings, and from coin operated machines. Any theft that is not a robbery or the result of breaking and entering is included. Embezzlement, larceny by bailee, fraud or bad check cases are excluded.**

(7) Motor Vehicle Theft — The larceny or attempted larceny of a motor vehicle.

**General Rule — Thefts and attempted thefts of a motor vehicle. This includes all vehicles which can be registered as a motor vehicle in this state. Excludes where there is a lawful access to the vehicle, such as a family situation or unauthorized use by others with lawful access to the vehicle. (Chauffeur, employees, etc.)**

(8) Arson — Includes all arrests for violation of State Laws and Municipal Ordinances relating to arson and attempted arson.

**General Rule - Any willful or malicious burning or attempt to burn, with or without intent to defraud; a dwelling house, public building, motor vehicle or aircraft, personal property of another, etc. Only fires determined through investigation to have been willfully or maliciously set are to be classified as arsons. Attempts to burn should be included, but fires of suspicious or unknown origins should not be reported.**

The hierarchy rule will not apply to the offense of Arson. Any other Crime Index Offense occurring in conjunction with an arson will be reported.

## Part II Offenses

Part II Offenses are made up of all other crimes not classified as Part I crimes. Information on Part II Offenses is only reported when an arrest has been made. Part II crimes for UCR purposes are as follows:

- (9) **Other Assaults** — This class is comprised of all assaults and attempted assaults which are simple or minor in nature. These "Other Assaults" are also scored on Return A under item 4e as an Offense Known to Police. However, for the purpose of this return, arrests for this offense are scored in this class.
- (10) **Forgery and Counterfeiting** — In this class are included all offenses dealing with the making, altering, uttering or possessing, with intent to defraud; anything false in the semblance of that which is true.

Include: Altering or forging public or other records. Making, altering, forging or counterfeiting bills, notes, drafts, tickets, checks credit cards, etc.

**Counterfeiting coins, plates, bank notes, checks, etc.**

**Possessing or uttering forged or counterfeiting instruments.**

**Signing the name of another or fictitious person with intent to defraud.**

**All attempts to commit any of the above.**

- (11) **Fraud** — Fraudulent conversion and obtaining money or property by false pretense. *Includes bad checks, confidence games, etc.*, except forgeries and counterfeiting.
- (12) **Embezzlement** — Misappropriation or misapplication of money or property entrusted to ones's care, custody or control.
- (13) **Stolen Property: Buying, Receiving, Possessing** — Included in this class are all offenses of buying, receiving and possession of stolen property, as well as all attempts to commit any of these offenses.
- (14) **Vandalism** — Included in this class are all willful or malicious destruction, injury, disfigurement or defacement of any public or private property, real or personal, without consent of the owner or person having custody or control, by cutting, tearing, breaking, marking, painting, drawing, covering with filth, or any other such means as may be specified by law or ordinance. This offense covers a wide range of malicious behavior directed at property.
- (15) **Weapons : Carrying, Possessing, Etc.**

This class deals with violations of weapons laws such as:

**Manufacture, sale or possession of deadly weapons.**

**Carrying deadly weapons.**

**Furnishing deadly weapons to minors.**

**Aliens possessing deadly weapons.**

**All attempts to commit the above.**

- (16) **Prostitution and Commercialized Vice** — Included in this class are the sex offenses of a commercialized nature, such as:

**Prostitution**

**Keeping bawdy house, disorderly house, or house of ill repute.**

**Pandering, procuring, transporting or detaining women for immoral purposes, etc.**

**All attempts to commit any of the above.**



- (17) Sex Offenses — Except forcible rape, prostitution and commercialized vice. Included are offenses against chastity, common decency, morals and the like.

**Adultery and fornication**

**Buggery**

**Incest - (No force)**

**Indecent Exposure**

**Sodomy**

**Statutory Rape - (No force)**

**All attempts to commit any of the above**

- (18) Narcotic Drug Laws — Narcotic drug law arrests are reported on the basis of the narcotics used. Include are all arrests for violations of State and local Ordinances, specifically those relating to the unlawful possession, sale, use, growing, manufacturing and making of narcotic drugs. The following make up subdivisions of narcotic drug law arrests.

**Opium or cocaine and their derivatives ( Morphine, Heroin, Codeine)**

**Marijuana**

**Synthetic narcotics, manufactured narcotics which can cause true drug addiction (Demerol Methadone)**

**Other Dangerous Non-Narcotic drugs (Barbiturates, Benzadrine)**

- (19) Gambling — Include all charges which relate to promoting, permitting or engaging in gambling. To provide a more refined collection of gambling arrests, contributors furnish the following breakdown:

**Bookmaking (horse & sport books)**

**Numbers & Lottery**

**All Other Gambling**

- (20) Offenses Against the Family and Children — Included here are all charges of non-support and neglect or abuse of family and children.

**Desertion, abandonment or non-support**

**Neglect or Abuse of Child**

**Non-Payment of Alimony**

- (21) Driving Under the Influence — This class is limited to the driving or operating of any vehicle while under the influence of narcotic drugs or alcohol.

- (22) Liquor Laws — With the exception of "Drunkenness" (Class 23) and "Driving Under the Influence" (Class 21), liquor law violations, State or Local are placed in this class. This class includes: Manufacturing, sale, transporting, furnishing, possession, etc. This class does not include Federal violations.

**Maintaining Unlawful Drinking Places**

**Bootlegging**

**Operating Still**

**Furnishing Liquor to a Minor**

**Using Vehicle for Illegal Transportation of Liquor**

- (23) **Drunkness** — Included in this class are all offenses of drunkness or intoxication, with the exception of "Driving Under the Influence" (Class 21).

**Drunk and Disorderly**

**Public Intoxication**

- (24) **Disorderly Conduct** — In this class, all disorderly persons arrested except those counted in classes 1 through 23 and class 25 are reported.
- (25) **Vagrancy** — Placed in this class are arrests for disorderly persons when the person is arrested for failure to give good account of himself.
- (26) **All Other Offenses** — Included in this class are every other State or Local offense not included in classes 1 through 25.

**Abduction and Compelling to Marry**

**Bigamy and Polygamy**

**Blackmail and Extortion**

**Bribery**

**Contempt of Court**

**Discrimination, Unfair Competition**

**Kidnapping**

**Offenses contributing to juvenile delinquency except as provided for in classes 1 through 29, such as employment of children in immoral vocations or practices, admitting minors to improper places, etc.**

**Perjury and Subornation of Perjury**

**Possession, Repair, Manufacture, etc., of Burglar's Tools**

**Possession or Sale of Obscene Literature**

**Unlawful use, Possession, etc., of explosives, etc.**

- (27) **Curfew and Loitering Laws (Juveniles)** — Count all arrests made for violations of local curfew or loitering ordinances.
- (28) **Runaway (Juveniles)** — Counted are arrests of runaways from your jurisdiction. Not included are protective custody actions with respect to runaways from other jurisdictions.

## **PROFILE**

### **WEST VIRGINIA: A Welcome Change Vacation Destination**

**West Virginia, truly deserving of its nickname "Mountain State," possesses an abundance of resources — natural, educational and recreational — for its citizens and for visitors to this fine state.**

**Comprised of 55 counties, with a population in 1993 of 1,820,000 and a density of 74.9 persons per square mile, West Virginia is primarily a rural state nestled in the heart of the country's Mid-Atlantic region. The state of West Virginia offers visitors awe-inspiring scenery, numerous recreation and entertaining facilities, historical attractions and unique arts and crafts.**

**Our rich mountain heritage is brought to life through a diversity of fairs and festivals and historical attractions. Visitors to our many glass factories have the opportunity to watch skilled artisans as they craft fine, handblown glass into beautiful heirlooms and keepsakes. Our extensive park system, quaint bed and breakfast inns and resorts offer a variety of activities and accommodations to suit every taste.**

**Whitewater rafting trips down our winding rivers, driving tours along our scenic highways, sternwheeler riverboat cruises and scenic train excursions provide ample opportunities to experience the brilliant colors of fall foliage, the colorful blossoms of spring, or the verdant green hills during summertime. Cross-country and downhill ski buffs will enjoy our many outstanding resorts in winter.**

**From the splendor of our scenic beauty to the myriad outdoor recreational opportunities available, West Virginia is the ultimate destination for conventions, retreats, extended vacations or weekend getaways. Exceptional service and warm hospitality are hallmarks of the West Virginia travel experience.**

**For information about West Virginia tourist attractions, accommodations and events, phone toll-free, 1 800 CALL WVA.**



# CRIME FACTORS

Statistics gathered under the Uniform Crime Reporting Program are submitted by the law enforcement agencies of West Virginia and project a state-wide view of crime. Awareness of the presence of certain crime factors, which may influence the resulting volume and type of statistics presented, is necessary if fair and equitable conclusions are to be drawn. These crime-influencing factors are present, to some degree, in every community and their presence affects, in varying degrees, the crime experience of that community. Attempts at comparison of crime figures between communities should not be made without first considering the individual factors present in each community.

Crime, as an outgrowth of society, remains a social problem of grave concern and the police are limited in their role to its suppression and detection. As stated by the President's Commission of Law Enforcement and Administration of Criminal Justice in their report "The Challenge of Crime In A Free Society" (1967 - Page 92):

**"But the fact that the police deal daily with crime does not mean that they have unlimited power to prevent it, or reduce it or deter it. The police do not create and cannot resolve the social conditions that stimulate crime. They did not start and cannot stop the convulsive social changes that are taking place in America. They do not enact the laws that they are required to enforce, nor do they dispose of the criminals they arrest. The police are only one part of the criminal justice system; the criminal justice system is only one part of the government; and the government is only one part of society. Insofar as crime is a social phenomenon, crime prevention is the responsibility of every part of society. The criminal process is limited to case by case operations, one criminal or one crime at a time."**

Set forth below are some of the conditions which will, by type and volume, affect the crime that occurs from place to place.

- **Density and size of the community population and the metropolitan area of which it is a part.**
- **Composition of the population with reference particularly to age, sex, race and ethnic origin.**
- **Economic status of the population.**
- **Relative stability of the population, including commuters, seasonal and other transient types.**
- **Climate, including seasonal weather conditions.**
- **Educational, recreational and religious characteristics.**
- **Standards governing appointments to the police force.**
- **Policies of the prosecuting officials and the courts.**
- **Attitudes of the public toward law enforcement problems.**
- **The administrative and investigative efficiency of the local law enforcement agency, including the degree of adherence to crime reporting standards.**

# WEST VIRGINIA CRIME CLOCK

1993

**INDEX CRIMES**  
ONE EVERY  
11.4 MINUTES



**VIOLENT CRIMES**  
ONE EVERY  
2.9 HOURS

**MURDER**  
ONE EVERY  
2.8 DAYS

**ROBBERY**  
ONE EVERY  
11.2 HOURS

**FORCIBLE RAPE**  
ONE EVERY  
1.0 HOURS

**AGGRAVATED ASSAULT**  
ONE EVERY  
3.5 HOURS

**NON-VIOLENT CRIMES**  
ONE EVERY  
12.4 MINUTES

**BURGLARY**  
ONE EVERY  
48.2 MINUTES

**LARCENY**  
ONE EVERY  
18.5 MINUTES

**MOTOR VEHICLE THEFT**  
ONE EVERY  
3.0 HOURS

**CRIME IN WEST VIRGINIA  
ANNUAL REPORT SYNOPSIS  
1993**

**POPULATION:**

TOTAL .....	1,820,000
RURAL .....	1,188,996
MUNICIPAL .....	631,004

**LAW ENFORCEMENT EMPLOYEES:**

TOTAL .....	3,717
SWORN OFFICERS .....	2,651
CIVILIANS .....	1,066

**INDEX CRIME VOLUME:**

TOTAL .....	46,033
VIOLENT .....	3,788
MURDER .....	126
FORCIBLE RAPE .....	364
ROBBERY .....	781
FELONIOUS ASSAULT .....	2,517
NON-VIOLENT .....	42,245
BREAKING AND ENTERING .....	10,894
LARCENY THEFT .....	28,413
MOTOR VEHICLE THEFT .....	2,938

**INDEX CRIME RATE PER 100,000 RESIDENTS:**

TOTAL .....	2,532.6
VIOLENT .....	208.4
MURDER .....	6.9
FORCIBLE RAPE .....	20.1
ROBBERY .....	43.0
FELONIOUS ASSAULT .....	138.5
NON-VIOLENT .....	2,324.2
BREAKING AND ENTERING .....	599.1
LARCENY THEFT .....	1,563.5
MOTOR VEHICLE THEFT .....	161.5

**INDEX CRIME CLEARANCES (RATES)**

TOTAL .....	9,189 (20.0 %)
VIOLENT .....	1,713 (45.2 %)
MURDER .....	109 (86.5 %)
FORCIBLE RAPE .....	176 (48.3 %)
ROBBERY .....	210 (26.8 %)
FELONIOUS ASSAULT .....	1,218 (43.2 %)
NON-VIOLENT .....	7,476 (17.7 %)
BREAKING AND ENTERING .....	1,376 (12.6 %)
LARCENY THEFT .....	5,547 (19.5 %)
MOTOR VEHICLE THEFT .....	553 (18.8 %)

**INDEX CRIME ARRESTS**

TOTAL .....	9,168
VIOLENT .....	1,509
MURDER .....	123
FORCIBLE RAPE .....	133
ROBBERY .....	260
FELONIOUS ASSAULT .....	993

**INDEX CRIME ARRESTS (cont'd)**

NON-VIOLENT .....	7,659
BREAKING AND ENTERING .....	1,409
LARCENY THEFT .....	5,753
MOTOR VEHICLE THEFT .....	497

**VALUE OF PROPERTY STOLEN**

TOTAL STOLEN .....	\$ 38,505,941
TOTAL RECOVERED .....	\$ 12,058,215 (31.3 %)

**LAW ENFORCEMENT OFFICERS**

KILLED .....	1
ASSAULTED .....	294
ASSAULTED ( WITHOUT PERSONAL INJURY) .....	249 (84.4 %)
ASSAULTED (WITH PERSONAL INJURY).....	45 (15.3 %)

**ARSON OFFENSES (VALUE OF PROPERTY DAMAGED):**

TOTAL .....	439 (\$6,652,407)
STRUCTURAL .....	278 (\$ 5,770,340)
MOBILE .....	121 (\$ 806,717)
OTHER .....	40 (\$ 75,350)

**THIS SYNOPSIS OF CRIME IN WEST VIRGINIA FOR 1993 PRESENTS SIGNIFICANT INFORMATION FOR THE YEAR TO PROVIDE READY REFERENCE TO PERSONS NOT PARTICULARLY INTERESTED IN OR IN NEED OF DETAILED STATISTICS OR COMPARISONS.**

### 1993 CRIME RATE BY COUNTY

OBS	COUNTY	TOTOFF	CRIME RATE	POP
1	WEBSTER	26	2.4716	10519
2	RITCHIE	43	4.2325	10159
3	DODDRIDGE	45	6.2937	7150
4	GRANT	72	6.7068	10735
5	MONROE	100	7.3310	13639
6	SUMMERS	106	7.4476	14232
7	MCDOWELL	297	8.6546	34315
8	POCAHONTAS	80	8.8296	9060
9	BARBOUR	142	8.9318	15897
10	CALHOUN	74	9.2692	7983
11	CLAY	96	9.5078	10096
12	PENDLETON	79	9.8086	8054
13	PRESTON	308	10.3981	29617
14	LEWIS	187	10.7450	17403
15	TAYLOR	167	10.9719	15220
16	GREENBRIER	381	11.0490	34477
17	BRAXTON	148	11.2391	13167
18	PLEASANTS	87	11.4579	7593
19	ROANE	180	11.8368	15205
20	TYLER	148	12.5593	11783
21	WYOMING	371	12.6103	29413
22	JACKSON	333	12.6773	26265
23	TUCKER	101	12.9300	7811
24	HARDY	152	13.3942	11348
25	WETZEL	237	13.6204	17398
26	BROOKE	320	13.6864	23377
27	WAYNE	541	14.2878	37852
28	NICHOLAS	390	14.3598	27155
29	WIRT	80	15.0088	5330
30	HAMPSHIRE	265	15.0758	17577
31	MINGO	528	15.6182	33805
32	LOGAN	679	15.6985	43251
33	MASON	397	15.8363	25064
34	LINCOLN	347	15.9030	21817
35	BOONE	427	16.0082	26672
36	MINERAL	450	16.5825	27135
37	HANCOCK	691	17.7587	38903
38	MORGAN	229	17.8116	12856
39	UPSHUR	430	18.5545	23170
40	RANDOLPH	529	18.6790	28317
41	GILMER	141	18.7022	7539
42	HARRISON	1438	20.4052	70467
43	MARSHALL	773	20.5618	37585
44	PUTNAM	957	21.4942	44505
45	FAYETTE	1054	21.5543	48894
46	MARION	1274	22.0020	57896
47	JEFFERSON	834	22.0259	37860
48	MERCER	1568	23.9434	65462
49	WOOD	2218	25.1965	88023
50	OHIO	1429	28.3085	50469
51	MONONGALIA	2961	37.9600	77972
52	RALEIGH	3208	41.1907	77863
53	BERKELEY	2930	46.1475	63461
54	KANAWHA	10065	47.9094	209795
55	CABELL	4920	48.5112	101389

\*Crime Rate Calculated per 1,000 population.



### 1993 CRIME RATE IN CLASS I CITIES

OBS	AGID	TOTOFF	CRIME RATE	POP
1	HUNTINGTON	3486	64.038	54422
2	CHARLESTON	6754	117.587	57430

\*Class I Cities are in excess of 50,000 population.

\*Crime Rate Calculated per 1,000 population.

### 1993 CRIME RATE IN CLASS II CITIES

OBS	AGID	TOTOFF	CRIME RATE	POP
1	WEIRTON	487	22.1195	22015
2	CLARKSBURG	480	26.5776	18059
3	VIENNA	298	27.0018	11036
4	ST. ALBANS	333	30.2164	11020
5	SOUTH CHARLESTON	419	30.6079	13689
6	BLUEFIELD	402	31.3600	12818
7	WHEELING	1215	35.2957	34421
8	MOUNDSVILLE	396	36.3568	10892
9	PARKERSBURG	1305	38.5366	33854
10	FAIRMONT	870	42.4125	20512
11	MORGANTOWN	1362	50.7345	26841
12	MARTINSBURG	1252	84.5225	14811
13	BECKLEY	1709	93.7899	18219

\*Class II Cities are 10,000 to 49,999 in population.

\*Crime Rate Calculated per 1,000 population.

### 1993 CRIME RATE IN CLASS III CITIES

OBS	AGID	TOTOFF	CRIME RATE	POP
1	RICHWOOD	5	1.819	2749
2	FAYETTEVILLE	6	2.711	2213
3	HINTON	11	3.137	3506
4	BETHLEHEM	16	6.104	2621
5	MULLENS	13	6.286	2068
6	WESTON	34	6.823	4983
7	01201	18	7.338	2453
8	WHITE SULPHUR SPRINGS	23	8.197	2806
9	RAVENSWOOD	39	9.348	4172
10	MANNINGTON	23	10.584	2173
11	ST. MARYS	23	10.712	2147
12	MADISON	35	11.122	3147
13	PHILIPPI	41	13.192	3108
14	LOGAN	30	13.501	2222
15	SHINNSTON	37	14.291	2589
16	MONTGOMERY	34	15.419	2205
17	SALEM	35	15.597	2244
18	MCMECHEN	33	15.881	2078
19	KINGWOOD	56	17.057	3283
20	PADEN CITY	50	17.825	2805
21	MILTON	42	18.842	2229
22	LEWISBURG	76	19.765	3845
23	GRAFTON	112	20.104	5571
24	WELCH	62	20.988	2954
25	CHESTER	63	21.487	2932
26	NITRO	157	22.800	6886
27	SPENCER	53	22.934	2311
28	NEW MARTINSVILLE	164	24.192	6779
29	RIPLEY	75	24.310	3085
30	WILLIAMSON	108	26.431	4086

**1993 CRIME RATE IN CLASS III CITIES**

<b>OBS</b>	<b>AGID</b>	<b>TOTOFF</b>	<b>CRIME RATE</b>	<b>POP</b>
31	WELLSBURG	94	27.918	3367
32	PT. PLEASANT	137	28.004	4892
33	SUMMERSVILLE	90	30.039	2996
34	CEREDO	61	30.408	2006
35	KEYSER	188	31.847	5903
36	01401	69	33.333	2070
37	FOLLANSBEE	113	34.294	3295
38	HURRICANE	179	36.074	4962
39	ELKINS	285	37.352	7630
40	RANSON	108	37.435	2885
41	BUCKHANNON	227	38.195	5943
42	WILLIAMSTOWN	111	38.448	2887
43	DUNBAR	343	39.675	8645
44	KENOVA	152	40.619	3742
45	MOOREFIELD	95	43.260	2196
46	BRIDGEPORT	342	49.816	6865
47	WESTOVER	211	50.406	4186
48	OAK HILL	364	53.268	6833
49	PRINCETON	437	60.835	7183
50	CHARLES TOWN	211	63.783	3308
51	BARBOURSVILLE	318	111.812	2844

\*Class III Cities are 2,000 to 9,999 in population.

\*Crime Rate Calculated per 1,000 population.

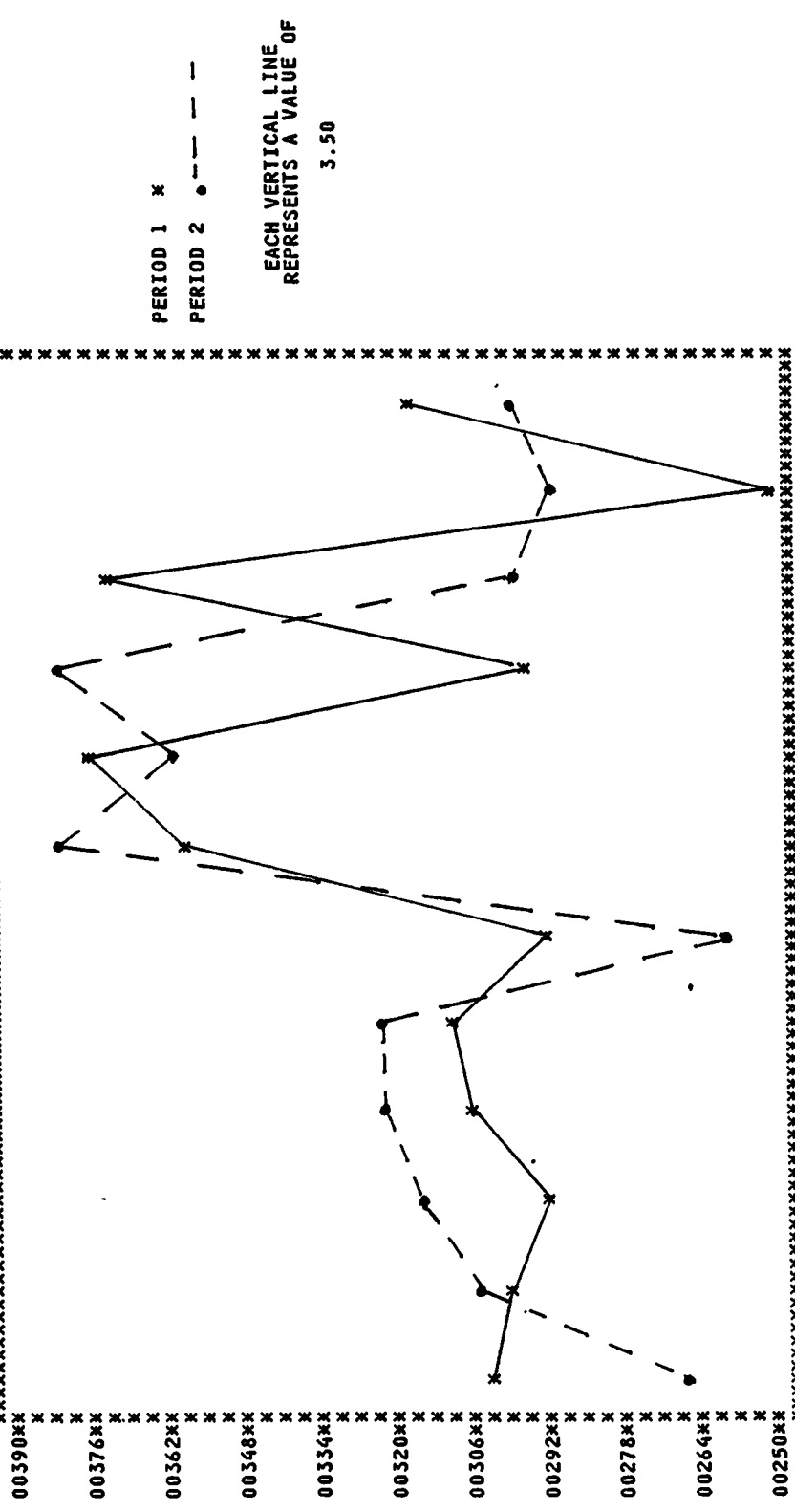
I, II, and III City Populations provided by the United States Census Bureau.



# VIOLENT CRIME OFFENSES

January - December  
1993, 1992

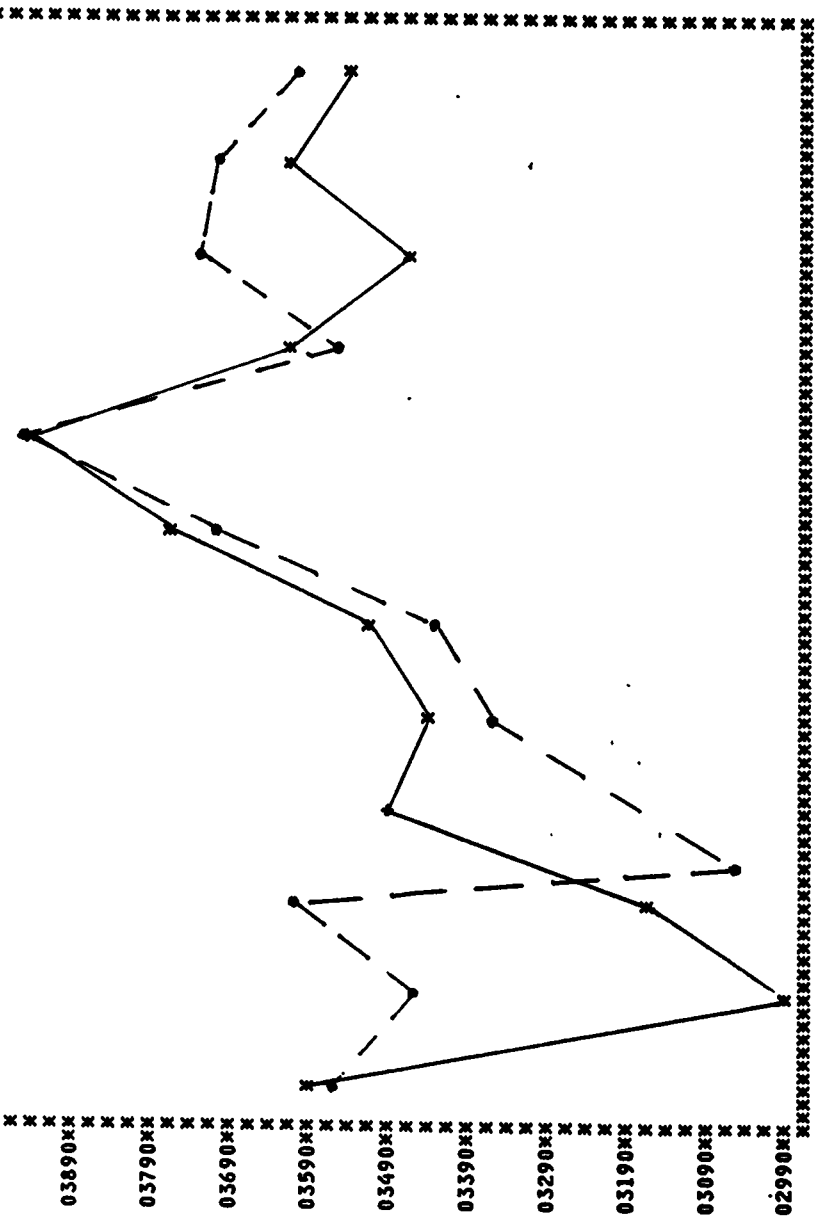
PERIOD 1 93		PERIOD 2 92		NUMERICAL CHANGE		PERCENT CHANGE	
NUMBER OF OFFENSES	BY MONTH	NUMBER OF OFFENSES	BY MONTH	NUMERICAL CHANGE	PERCENT CHANGE	NUMERICAL CHANGE	PERCENT CHANGE
JAN	305	JAN	269	36	13.4	36	13.4
FEB	299	FEB	308	9	2.9	9	2.9
MAR	292	MAR	317	25	7.9	25	7.9
APR	309	APR	325	16	4.9	16	4.9
MAY	310	MAY	325	15	4.6	15	4.6
JUN	295	JUN	263	32	12.2	32	12.2
JUL	359	JUL	383	24	6.3	24	6.3
AUG	379	AUG	363	16	4.4	16	4.4
SEP	298	SEP	385	87	22.6	87	22.6
OCT	374	OCT	299	75	15.0	75	15.0
NOV	250	NOV	294	44	11.1	44	11.1
DEC	318	DEC	299	19	6.4	19	6.4
TOT	3788	TOT	3850	42	1.1	42	1.1
RATE (1,000)	2.05	RATE (1,000)	2.11	.06	2.8	.06	2.8
ADULT	1588	ADULT	1732	144	8.3	144	8.3
JUVE	125	JUVE	145	20	13.8	20	13.8



# NON-VIOLENT PROPERTY OFFENSES

January - December  
1993, 1992

\*\*\*\*\*  
 N U M B E R O F O F F E N S E S B Y M O N T H  
 \*\*\*\*\*  
 \* J A N \* F E B \* M A R \* A P R \* M A Y \* J U N \* J U L \* A U G \* S E P \* O C T \* N O V \* D E C \*  
 \* 3599 \* 2994 \* 3181 \* 3503 \* 3441 \* 3518 \* 3765 \* 3948 \* 3639 \* 3480 \* 3616 \* 3561 \* 42245 \* 22.81 \* 5696 \* 1780 \*  
 \* 3579 \* 3489 \* 3615 \* 3494 \* 3372 \* 3451 \* 3733 \* 3981 \* 3588 \* 3764 \* 3715 \* 3620 \* 43401 \* 23.87 \* 6538 \* 1814 \*  
 \* 20+ \* 495- \* 434- \* 9+ \* 69+ \* 32+ \* 51+ \* 289- \* 99- \* 59- \* 1156- \* 1.06- \* 1.6- \* 2.7- \* 4.4- \* 842- \* 34- \*  
 \* .6+ \* 14.2- \* 12.0- \* .3+ \* 2.0+ \* 1.9+ \* .9+ \* .8- \* 1.4+ \* 7.5- \* 2.7- \* 1.6- \* 2.7- \* 4.4- \* 12.9- \* 1.9- \*  
 \*\*\*\*\*



# VALUE OF PROPERTY STOLEN

January - December  
1993, 1992

BREAKING AND ENTERING				ROBBERY			
CLASSIFICATION		NUMBER	AMOUNT	CLASSIFICATION		NUMBER	AMOUNT
RESIDENCE-COMMITTED DURING NIGHT	1993	2,838	2,699,504	HIGHWAY	1993	298	68,949
	1992	2,744	2,505,617		1992	287	119,117
	PERCENT OF CHANGE	3.43+	7.74+		PERCENT OF CHANGE	3.83+	42.12-
RESIDENCE-COMMITTED DURING DAY	1993	1,787	1,986,946	COMMERCIAL HOUSE	1993	65	21,639
	1992	1,831	2,125,549		1992	73	53,707
	PERCENT OF CHANGE	2.40-	6.52-		PERCENT OF CHANGE	13.33-	59.71-
RESIDENCE-COMMITTED UNKNOWN	1993	1,955	1,970,472	SERVICE STATION	1993	48	23,408
	1992	2,133	1,977,623		1992	47	16,251
	PERCENT OF CHANGE	8.35-	.36-		PERCENT OF CHANGE	2.13+	44.04+
NONRESIDENCE-COMMITTED DURING NIGHT	1993	2,805	2,653,874	CHAIN STORE	1993	85	39,401
	1992	2,933	2,531,459		1992	99	77,805
	PERCENT OF CHANGE	4.36-	4.83+		PERCENT OF CHANGE	14.14-	49.36-
NONRESIDENCE-COMMITTED DURING DAY	1993	374	349,903	RESIDENCE	1993	100	129,958
	1992	427	538,091		1992	88	41,441
	PERCENT OF CHANGE	12.41-	34.97-		PERCENT OF CHANGE	13.64+	213.60+
NONRESIDENCE-COMMITTED UNKNOWN	1993	1,132	1,083,406	BANK	1993	10	55,271
	1992	1,211	1,021,621		1992	8	419,188
	PERCENT OF CHANGE	6.52-	6.05+		PERCENT OF CHANGE	25.00+	86.81-
TOTAL	1993	10,891	10,744,105	MISCELLANEOUS	1993	175	52,581
	1992	11,279	10,700,160		1992	183	55,086
	PERCENT OF CHANGE	3.44-	.41+		PERCENT OF CHANGE	4.37-	4.54-
				TOTAL	1993	781	391,207
					1992	787	782,593
					PERCENT OF CHANGE	.76-	50.01-

LARCENY BY CLASSIFICATION				LARCENY BY VALUE			
CLASSIFICATION		NUMBER	AMOUNT	CLASSIFICATION		NUMBER	AMOUNT
POCKET-PICKING	1993	120	29,725	\$200 AND OVER	1993	10,801	10,343,107
	1992	94	21,647		1992	11,308	11,290,298
	PERCENT OF CHANGE	27.66+	37.32+		PERCENT OF CHANGE	4.48-	8.39-
PURSE-SNATCHING	1993	234	51,081	\$50 TO \$200	1993	7,622	839,309
	1992	249	85,465		1992	7,586	848,348
	PERCENT OF CHANGE	6.02-	40.23-		PERCENT OF CHANGE	.47+	1.07-
CARGO-THEFTS	1993	111	230,917	UNDER \$50	1993	9,986	177,946
	1992	133	157,896		1992	10,302	181,285
	PERCENT OF CHANGE	16.54-	46.25+		PERCENT OF CHANGE	3.07-	1.84-
SHOPLIFTING	1993	5,020	307,388	TOTAL	1993	28,409	11,360,362
	1992	5,392	276,093		1992	29,196	12,319,931
	PERCENT OF CHANGE	6.90-	11.33+		PERCENT OF CHANGE	2.70-	7.79-
FROM AUTOS	1993	7,642	3,186,862				
	1992	7,353	3,323,594				
	PERCENT OF CHANGE	1.15+	4.11-				
AUTO PARTS-ACCESSORIES	1993	2,335	482,573				
	1992	2,820	849,060				
	PERCENT OF CHANGE	17.20-	19.61-				
BICYCLES	1993	1,388	267,465				
	1992	1,377	283,734				
	PERCENT OF CHANGE	.80+	5.73-				
FROM BUILDINGS	1993	3,695	2,289,067				
	1992	3,517	2,353,047				
	PERCENT OF CHANGE	5.06+	2.72-				
COIN OPERATED MACHINES	1993	255	63,031				
	1992	360	79,373				
	PERCENT OF CHANGE	29.17-	20.59-				
LIVESTOCK	1993	75	44,227				
	1992	72	60,309				
	PERCENT OF CHANGE	4.17+	26.67-				
ALL OTHER	1993	7,534	4,208,026				
	1992	7,627	4,629,713				
	PERCENT OF CHANGE	1.22-	12.87-				
TOTAL	1993	28,409	11,360,362				
	1992	29,196	12,319,931				
	PERCENT OF CHANGE	2.70-	7.79-				

# WEST VIRGINIA CRIME INDEX

## 5 - YEAR RECAPITULATION OF OFFENSES

### 1989 - 1993

INDEX OFFENSES	YEAR	NUMBER OF OFFENSES	PERCENT CHANGE	RATE PER 100,000 POPULATION	PERCENT CHANGE
<b>MURDER</b>	1989	122		6.6	
	1990	102	-16.4	5.7	-13.6
	1991	111	+8.9	6.1	+7.0
	1992	118	+3.6	6.4	+4.9
	1993	126	+6.8	6.9	+7.8
<b>FORCIBLE RAPE</b>	1989	347		18.7	
	1990	423	+21.9	23.6	+26.2
	1991	413	-2.4	22.7	-3.8
	1992	393	-4.8	21.7	-4.9
	1993	364	-7.4	20.1	-7.4
<b>ROBBERY</b>	1989	793		42.7	
	1990	680	-14.1	37.9	-11.2
	1991	770	+14.6	42.8	+12.9
	1992	787	+1.0	43.6	+1.8
	1993	781	-0.8	43.0	-1.1
<b>FELONIOUS ASSAULT</b>	1989	1,457		78.6	
	1990	1,631	+26.7	102.2	+30.2
	1991	2,136	+18.6	117.4	+14.9
	1992	2,636	+18.7	139.9	+18.2
	1993	2,517	-4.7	136.5	-1.0
<b>BREAKING &amp; ENTERING</b>	1989	11,636		626.6	
	1990	11,765	+1.3	637.6	+4.9
	1991	12,008	+1.9	650.4	+6.4
	1992	11,277	-6.1	622.6	-8.7
	1993	10,894	-3.4	599.1	-3.7
<b>LARCENY THEFT</b>	1989	26,806		1,432.7	
	1990	27,310	+2.6	1,453.9	+6.4
	1991	29,268	+7.5	1,516.2	+6.0
	1992	29,168	-0.7	1,509.5	-0.4
	1993	28,413	-2.6	1,493.5	-2.9
<b>MOTOR VEHICLE THEFT</b>	1989	2,914		156.9	
	1990	2,760	-5.3	144.0	-1.8
	1991	3,180	+14.1	173.3	+12.6
	1992	2,988	-6.0	163.7	-6.6
	1993	2,938	-1.0	161.5	-1.3
<b>VIOLENT CRIME</b>	1989	2,179		146.4	
	1990	3,036	+39.3	170.9	+16.7
	1991	3,438	+13.2	189.1	+10.6
	1992	3,830	+11.4	211.4	+11.8
	1993	3,788	-1.1	208.4	-1.4
<b>NON-VIOLENT CRIME</b>	1989	41,168		2,216.3	
	1990	41,865	+1.7	2,238.5	+6.4
	1991	44,828	+6.4	2,446.9	+4.9
	1992	43,401	-3.5	2,396.7	-2.2
	1993	42,245	-2.7	2,324.2	-3.0
<b>TOTAL FOR WEST VIRGINIA</b>	1989	43,875		2,362.7	
	1990	44,891	+2.3	2,404.9	+6.0
	1991	47,964	+6.8	2,638.0	+5.3
	1992	47,251	-1.5	2,607.2	-1.2
	1993	46,033	-2.6	2,532.6	-2.9

# CRIMINAL HOMICIDE — MURDER

## DEFINITION

*Murder is defined as the unlawful killing of a human being with malice aforethought. Any death due to a fight, argument, quarrel, assault or commission of a crime is included. This index offense is scored by police on the basis of their investigation without regard as to the findings of a court or jury or the decision of a prosecutor. Attempts to kill and assault to kill are scored as felonious assaults and not as murder. Suicide, accidental deaths, justifiable homicides and traffic deaths caused by the negligence of someone other than the victim are not included.*



## MURDER SUMMARY 1993

- A total of 126 murder offenses were reported for 1993.
- Murders comprised 3.3 percent of the total for the Violent Crime category and 0.3 percent of the total Crime Index Offenses.
- February recorded the highest number of murders with 21.
- There were 6.9 Murder victims per 100,000 population in West Virginia.
- Males accounted for 66.7 percent of the Murder Victims; 84.1 percent of the victims were white.
- The largest number of victims, 16, fell in the 25-29 and the 30-34 age group category.
- Firearms were used in 85 (67.5 %) of the Murders reported, with handguns being used in 53 of those. This is a 4.7 % decrease in firearms being used as a Murder Weapon.
- A total of 109 Murders were cleared by arrest or exceptional clearance, a clearance rate of 86.5 percent. Adults were involved in 92.7 of the clearances.
- There were 123 persons arrested for Murder offenses; 110 of those arrested were males, 10 were under 18, and 97 were white.



### 1993 MURDER CRIME RATE BY COUNTY

OBS	COUNTY	MURDER	CRIME RATE	POP
1	DODDRIDGE	0	0.00000	7150
2	MONROE	0	0.00000	13639
3	SUMMERS	0	0.00000	14232
4	POCAHONTAS	0	0.00000	9060
5	BARBOUR	0	0.00000	15897
6	CALHOUN	0	0.00000	7983
7	CLAY	0	0.00000	10096
8	PENDLETON	0	0.00000	8054
9	LEWIS	0	0.00000	17403
10	BRAXTON	0	0.00000	13167
11	PLEASANTS	0	0.00000	7593
12	ROANE	0	0.00000	15205
13	TYLER	0	0.00000	11783
14	WETZEL	0	0.00000	17398
15	WIRT	0	0.00000	5330
16	HAMPSHIRE	0	0.00000	17577
17	LINCOLN	0	0.00000	21817
18	UPSHUR	0	0.00000	23170
19	RANDOLPH	0	0.00000	28317
20	OHIO	1	0.01981	50469
21	PUTNAM	1	0.02246	44505
22	MONONGALIA	2	0.02564	77972
23	MARSHALL	1	0.02660	37585
24	GREENBRIER	1	0.02900	34477
25	WOOD	3	0.03408	88023
26	NICHOLAS	1	0.03682	27155
27	MINERAL	1	0.03685	27135
28	JACKSON	1	0.03807	26265
29	MASON	1	0.03989	25064
30	HARRISON	3	0.04257	70467
31	BROOKE	1	0.04277	23377
32	CABELL	5	0.04930	101389
33	MARION	3	0.05181	57896
34	JEFFERSON	2	0.05282	37860
35	TAYLOR	1	0.06570	15220
36	PRESTON	2	0.06752	29617
37	WYOMING	2	0.06798	29413
38	MERCER	5	0.07635	65462
39	HANCOCK	3	0.07710	38903
40	MORGAN	1	0.07778	12856
41	MINGO	3	0.08874	33805
42	BERKELEY	6	0.09450	63461
43	LOGAN	5	0.11560	43251
44	KANAWHA	25	0.11900	209795
45	FAYETTE	6	0.12270	48894
46	TUCKER	1	0.12802	7811
47	RALEIGH	10	0.12840	77863
48	BOONE	4	0.14996	26672
49	MCDOWELL	6	0.17484	34315
50	HARDY	2	0.17624	11348
51	WAYNE	7	0.18487	37852
52	GRANT	2	0.18630	10735
53	WEBSTER	2	0.19012	10519
54	RITCHIE	3	0.29529	10159
55	GILMER	3	0.39792	7539

Crime Rate Calculated per 1,000 population.

### 1993 MURDER CRIME RATE IN CLASS I CITIES

OBS	AGID	MURDER	CRIME RATE	POP
1	HUNTINGTON	2	0.03674	54422
2	CHARLESTON	16	0.27856	57430

\*Class I Cities are in excess of 50,000 population.

\*Crime Rate Calculated per 1,000 population.

### 1993 MURDER CRIME RATE IN CLASS II CITIES

OBS	AGID	MURDER	CRIME RATE	POP
1	CLARKSBURG	0	0.00000	18059
2	VIENNA	0	0.00000	11036
3	MOUNDSVILLE	0	0.00000	10892
4	FAIRMONT	0	0.00000	20512
5	MORGANTOWN	0	0.00000	26841
6	WHEELING	1	0.02905	34421
7	WEIRTON	1	0.04542	22015
8	SOUTH CHARLESTON	1	0.07305	13689
9	BLUEFIELD	1	0.07801	12818
10	PARKERSBURG	3	0.08859	33854
11	BECKLEY	3	0.16464	18219
12	ST. ALBANS	2	0.18148	11020
13	MARTINSBURG	3	0.20253	14811

\*Class II Cities are 10,000 to 49,999 in population.

\*Crime Rate Calculated per 1,000 population.

### 1993 MURDER CRIME RATE IN CLASS III CITIES

OBS	AGID	MURDER	CRIME RATE	POP
1	RICHWOOD	0	0.00000	2749
2	FAYETTEVILLE	0	0.00000	2213
3	HINTON	0	0.00000	3506
4	BETHLEHEM	0	0.00000	2621
5	MULLENS	0	0.00000	2068
6	WESTON	0	0.00000	4983
7	01201	0	0.00000	2453
8	WHITE SULPHUR SPRINGS	0	0.00000	2806
9	RAVENSWOOD	0	0.00000	4172
10	MANNINGTON	0	0.00000	2173
11	ST. MARYS	0	0.00000	2147
12	MADISON	0	0.00000	3147
13	PHILIPPI	0	0.00000	3108
14	SHINNSTON	0	0.00000	2589
15	SALEM	0	0.00000	2244
16	KINGWOOD	0	0.00000	3283
17	PADEN CITY	0	0.00000	2805
18	MILTON	0	0.00000	2229
19	LEWISBURG	0	0.00000	3845
20	GRAFTON	0	0.00000	5571
21	WELCH	0	0.00000	2954
22	CHESTER	0	0.00000	2932
23	SPENCER	0	0.00000	2311
24	NEW MARTINSVILLE	0	0.00000	6779
25	RIPLEY	0	0.00000	3085
26	WILLIAMSON	0	0.00000	4086
27	WELLSBURG	0	0.00000	3367
28	PT. PLEASANT	0	0.00000	4892
29	SUMMERSVILLE	0	0.00000	2996
30	CEREDO	0	0.00000	2006

**1993 MURDER CRIME RATE IN CLASS III CITIES**

<b>OBS</b>	<b>AGID</b>	<b>MURDER</b>	<b>CRIME RATE</b>	<b>POP</b>
31	01401	0	0.00000	2070
32	HURRICANE	0	0.00000	4962
33	ELKINS	0	0.00000	7630
34	RANSON	0	0.00000	2885
35	BUCKHANNON	0	0.00000	5943
36	WILLIAMSTOWN	0	0.00000	2887
37	DUNBAR	0	0.00000	8645
38	KENOVA	0	0.00000	3742
39	MOOREFIELD	0	0.00000	2196
40	BRIDGEPORT	0	0.00000	6865
41	WESTOVER	0	0.00000	4186
42	OAK HILL	0	0.00000	6833
43	BARBOURSVILLE	0	0.00000	2844
44	PRINCETON	1	0.13921	7183
45	KEYSER	1	0.16940	5903
46	NITRO	2	0.29044	6886
47	CHARLES TOWN	1	0.30229	3308
48	FOLLANSBEE	1	0.30349	3295
49	LOGAN	1	0.45004	2222
50	MONTGOMERY	1	0.45351	2205
51	MCMECHEN	1	0.48123	2078

\*Class III Cities are 2,000 to 9,999 in population.

\*Crime Rate Calculated per 1,000 population.

I, II, and III City Populations provided by the United States Census Bureau.



# MURDER VICTIMS BY AGE, SEX AND RACE

January - December  
1993, 1992

		AGE	NUMBER	PERCENT	SEX		RACE					
				DISTRIB	MALE	FEMALE	WHITE	BLACK	AMER INDM	ASI	ISD	OTHER
1993	1-4	5	3.97		2	3	4	1				
1992		4	3.48		2	2	4					
PERCENT CHANGE		25.00+				50.00+						
1993	5-9	1	.79		1		1					
1992		0	.00									
PERCENT CHANGE												
1993	10-14	4	3.17		2	2	3	1				
1992		0	.00									
PERCENT CHANGE												
1993	15-19	11	8.73		6	5	6	5				
1992		6	5.22		6		2	4				
PERCENT CHANGE		83.33+					200.00+	25.00+				
1993	20-24	14	11.11		14		11	3				
1992		16	13.91		12	4	12	4				
PERCENT CHANGE		12.50-			16.67+		8.33-	25.00-				
1993	25-29	16	12.70		11	5	16					
1992		19	16.52		13	6	18	1				
PERCENT CHANGE		15.79-			15.38-	16.67-	11.11-					
1993	30-34	16	12.70		12	4	13	3				
1992		19	16.52		12	7	19					
PERCENT CHANGE		15.79-				42.86-	31.58-					
1993	35-39	13	10.32		8	5	11	2				
1992		10	8.70		6	4	9	1				
PERCENT CHANGE		30.00+			33.33+	25.00+	22.22+	100.00+				
1993	40-44	13	10.32		6	7	12	1				
1992		9	7.83		7	2	9					
PERCENT CHANGE		44.44+			14.29-	250.00+	33.33+					
1993	45-49	7	5.56		4	3	7					
1992		13	11.30		6	7	12	1				
PERCENT CHANGE		46.15-			33.33-	57.14-	41.67-					
1993	50-54	7	5.56		6	1	6	1				
1992		8	6.96		7	1	7	1				
PERCENT CHANGE		12.50-			14.29-		14.29-					
1993	55-59	3	2.38		3		2	1				
1992		2	1.74		2		2					
PERCENT CHANGE		50.00+			50.00+							
1993	60-64	3	2.38		2	1	3					
1992		4	3.48		4		4					
PERCENT CHANGE		25.00-			50.00-		25.00-					
1993	65-69	5	3.97		4	1	5					
1992		4	3.48		3	1	4					
PERCENT CHANGE		25.00+			33.33+		25.00+					
1993	70-74	1	.79		1			1				
1992		1	.87		1							
PERCENT CHANGE												
1993	75 AND OVER	7	5.56		2	5	6	1				
1992		0	.00									
PERCENT CHANGE												
1993	TOTAL	126	100.00		84	42	106	20				
1992		115	100.00		81	34	103	12				
PERCENT CHANGE		9.57+			3.70+	23.53+	2.91+	66.67+				
PERCENT 1993					66.67	33.33	84.13	15.87				
PERCENT 1992					70.43	29.57	89.57	10.43				

# MURDERS BY TYPE OF WEAPON/CIRCUMSTANCES

January - December  
1993, 1992

MURDERS BY CIRCUMSTANCE			MURDERS BY TYPE OF WEAPON			MURDERS BY TYPE OF WEAPON		
CIRCUMSTANCE	NUMBER	PERCENT DISTRIB	TYPE OF WEAPON	NUMBER	PERCENT DISTRIB	CIRCUMSTANCE	NUMBER	PERCENT DISTRIB
RAPE	1	.79	GUN	2	1.59	RAPE	2	1.59
	PERCENT OF CHANGE	.00		PERCENT OF CHANGE	.00		PERCENT OF CHANGE	.00
ROBBERY	14	11.11	HANDGUN	53	42.06	ROBBERY	53	42.06
	PERCENT OF CHANGE	3.48		PERCENT OF CHANGE	8.62-		PERCENT OF CHANGE	8.62-
MOTOR VEHICLE THEFT	0	.00	RIFLE	12	9.52	MOTOR VEHICLE THEFT	12	9.52
	PERCENT OF CHANGE	.00		PERCENT OF CHANGE	4.35		PERCENT OF CHANGE	4.35
ARSON	3	2.38	SHOTGUN	17	13.49	ARSON	17	13.49
	PERCENT OF CHANGE	1.74		PERCENT OF CHANGE	5.56-		PERCENT OF CHANGE	5.56-
MARCOTIC DRUG LAWS	2	1.59	OTHER GUN	1	1.79	MARCOTIC DRUG LAWS	1	1.79
	PERCENT OF CHANGE	.00		PERCENT OF CHANGE	50.00-		PERCENT OF CHANGE	50.00-
LOVERS TRIANGLE	3	2.38	CUTTING AND STABBING	13	10.32	LOVERS TRIANGLE	13	10.32
	PERCENT OF CHANGE	3.48		PERCENT OF CHANGE	13.91		PERCENT OF CHANGE	13.91
BABYSITTER KILLED CHILD	0	.00	BLUNT OBJECT	7	5.56	BABYSITTER KILLED CHILD	7	5.56
	PERCENT OF CHANGE	.00		PERCENT OF CHANGE	250.00+		PERCENT OF CHANGE	250.00+
BRAWL DUE-ALCOHOL	4	3.17	PERSONAL WEAPONS	10	7.94	BRAWL DUE-ALCOHOL	10	7.94
	PERCENT OF CHANGE	4.35		PERCENT OF CHANGE	42.36+		PERCENT OF CHANGE	42.36+
BRAWL DUE-NARCOTICS	0	.00	EXPLOSIVES	3	2.38	BRAWL DUE-NARCOTICS	3	2.38
	PERCENT OF CHANGE	.00		PERCENT OF CHANGE	.00		PERCENT OF CHANGE	.00
ARGUMENT-MONEY PROPERTY	5	3.97	FIRE	3	2.38	ARGUMENT-MONEY PROPERTY	3	2.38
	PERCENT OF CHANGE	54.55-		PERCENT OF CHANGE	25.00-		PERCENT OF CHANGE	25.00-
OTHER ARGUMENTS	61	48.61	STRANGULATION-HUNG	1	.79	OTHER ARGUMENTS	1	.79
	PERCENT OF CHANGE	46.89		PERCENT OF CHANGE	50.00-		PERCENT OF CHANGE	50.00-
GANGLAND KILLINGS	1	.79	ASPHYXIATION	1	.79	GANGLAND KILLINGS	1	.79
	PERCENT OF CHANGE	.00		PERCENT OF CHANGE	.00		PERCENT OF CHANGE	.00
INSTITUTIONAL KILLINGS	0	.00	OTHER	3	2.38	INSTITUTIONAL KILLINGS	3	2.38
	PERCENT OF CHANGE	.00		PERCENT OF CHANGE	.00		PERCENT OF CHANGE	.00
SNIPER ATTACK	1	.79	TOTAL	126	100.00	SNIPER ATTACK	126	100.00
	PERCENT OF CHANGE	.00		PERCENT OF CHANGE	9.57+		PERCENT OF CHANGE	9.57+
OTHER NON-FELONIOUS	14	11.11				OTHER NON-FELONIOUS	115	100.00
	PERCENT OF CHANGE	8.70					PERCENT OF CHANGE	9.57+
ALL SUSPECT FELONY TYPE	8	6.35				ALL SUSPECT FELONY TYPE	126	100.00
	PERCENT OF CHANGE	8.70					PERCENT OF CHANGE	9.57+
UNCLASSIFIED	9	7.14				UNCLASSIFIED	115	100.00
	PERCENT OF CHANGE	6.96					PERCENT OF CHANGE	9.57+
TOTAL	126	100.00				TOTAL	126	100.00
	PERCENT OF CHANGE	9.57+					PERCENT OF CHANGE	9.57+

# FORCIBLE RAPE

## DEFINITION

*Forcible Rape is the carnal knowledge of a female forcibly and against her will. For the purpose of Uniform Crime Reporting, rape is divided into two categories; (1) Rape by Force; and (2) Attempted Rape. Carnal abuse without force (statutory rape) and other sex offenses are not included.*

*Forcible Rape differs from other violent crimes in that the victim in many cases, is hesitant in reporting the offense to police. The rigors of court procedures, embarrassment and fear of any accompanying stigma have a deterrent effect on the victim's willingness to make the crime known to police. The presence of a prior relationship between victim and perpetrator makes the determination of the act of force difficult to establish, and the usual clandestine nature of the offense presents a problem in verification.*



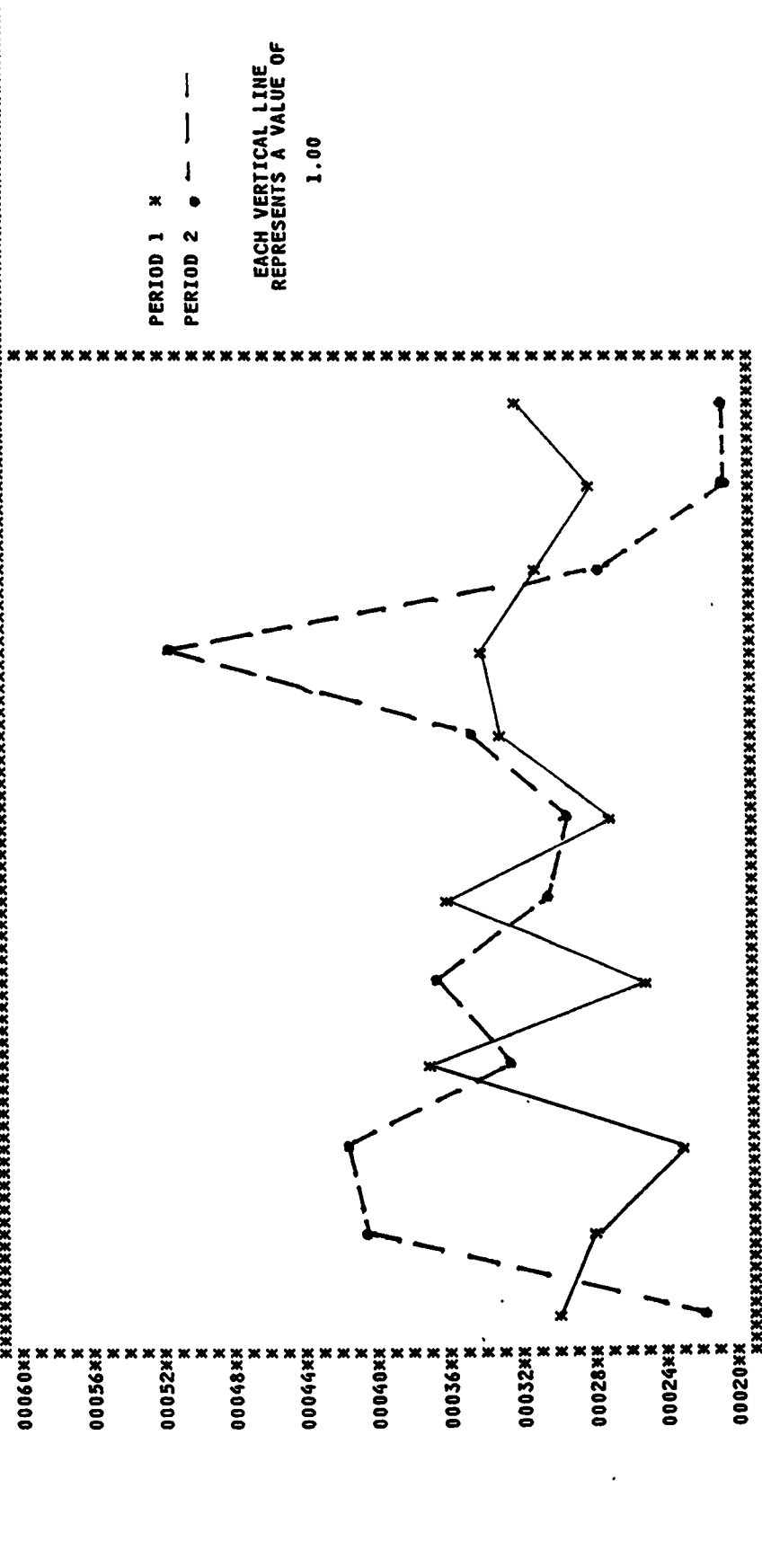
## FORCIBLE RAPE SUMMARY 1993

- A total of 364 Forcible Rape Offenses were reported for 1993.
- Forcible Rapes comprised 9.6 percent of the total for the Violent Crime Category and 0.8 percent of the total Crime Index Offenses.
- There were 20.1 Forcible Rapes per 100,000 population in West Virginia.
- April recorded the highest number of Forcible Rapes with 37.
- A total of 176 Forcible Rapes were cleared by arrest or exceptional clearance, a clearance rate of 48.3 percent. Adults were involved in 162 of the clearances.
- There were 133 persons arrested for Forcible Rape offenses; 130 of those arrested were males, 14 under 18, and 117 were white.
- Rapes by Force occurred in 299 offenses where as 65 were assaults to Rape.

# FORCIBLE RAPE

January - December  
1993, 1992

PERIOD	NUMERICAL CHANGE	PERCENT CHANGE
PERIOD 1 93	36.4	31.7
PERIOD 2 92	8	13
PERCENT CHANGE	36.4	31.7



PERIOD 1 \*  
PERIOD 2 ●

EACH VERTICAL LINE  
REPRESENTS A VALUE OF  
1.00



1993 RAPE CRIME RATE BY COUNTY

OBS	COUNTY	RAPE	CRIME RATE	POP
1	MONROE	0	0.00000	13639
2	SUMMERS	0	0.00000	14232
3	POCAHONTAS	0	0.00000	9060
4	PENDLETON	0	0.00000	8054
5	BRAXTON	0	0.00000	13167
6	PLEASANTS	0	0.00000	7593
7	ROANE	0	0.00000	15205
8	MINERAL	0	0.00000	27135
9	MASON	0	0.00000	25064
10	JEFFERSON	0	0.00000	37860
11	LOGAN	1	0.02312	43251
12	MARSHALL	1	0.02660	37585
13	PRESTON	1	0.03376	29617
14	RANDOLPH	1	0.03531	28317
15	MARION	3	0.05181	57896
16	HAMPSHIRE	1	0.05689	17577
17	MERCER	4	0.06108	65462
18	TAYLOR	1	0.06570	15220
19	WYOMING	2	0.06798	29413
20	MCDOWELL	3	0.08742	34315
21	MINGO	3	0.08874	33805
22	WEBSTER	1	0.09506	10519
23	CLAY	1	0.09904	10096
24	HARRISON	7	0.09933	70467
25	HANCOCK	4	0.10280	38903
26	WAYNE	4	0.10564	37852
27	BOONE	3	0.11247	26672
28	JACKSON	3	0.11421	26265
29	WETZEL	2	0.11494	17398
30	TUCKER	1	0.12802	7811
31	BROOKE	3	0.12831	23377
32	GILMER	1	0.13264	7539
33	DODDRIDGE	1	0.13986	7150
34	GREENBRIER	5	0.14500	34477
35	WOOD	15	0.17040	88023
36	RALEIGH	14	0.17976	77863
37	BARBOUR	3	0.18870	15897
38	BERKELEY	12	0.18900	63461
39	RITCHIE	2	0.19686	10159
40	FAYETTE	10	0.20450	48894
41	NICHOLAS	6	0.22092	27155
42	LEWIS	4	0.22984	17403
43	MORGAN	3	0.23334	12856
44	PUTNAM	11	0.24706	44505
45	TYLER	3	0.25458	11783
46	GRANT	3	0.27945	10735
47	UPSHUR	7	0.30205	23170
48	OHIO	16	0.31696	50469
49	KANAWHA	69	0.32844	209795
50	MONONGALIA	35	0.44870	77972
51	CALHOUN	4	0.50104	7983
52	HARDY	6	0.52872	11348
53	LINCOLN	12	0.54996	21817
54	WIRT	3	0.56283	5330
55	CABELL	69	0.68034	101389

\*Crime Rate Calculated per 1,000 population.

**1993 RAPE CRIME RATE IN CLASS I CITIES**

OBS	AGID	RAPE	CRIME RATE	POP
1	CHARLESTON	51	0.88791	57430
2	HUNTINGTON	61	1.12057	54422

\*Class I Cities are in excess of 50,000 population.  
 \*Crime Rate Calculated per 1,000 population.

**1993 RAPE CRIME RATE IN CLASS II CITIES**

OBS	AGID	RAPE	CRIME RATE	POP
1	VIENNA	0	0.00000	11036
2	MOUNDSVILLE	0	0.00000	10892
3	ST. ALBANS	0	0.00000	11020
4	MARTINSBURG	0	0.00000	14811
5	FAIRMONT	1	0.04875	20512
6	BLUEFIELD	1	0.07801	12818
7	WEIRTON	3	0.13626	22015
8	SOUTH CHARLESTON	2	0.14610	13689
9	CLARKSBURG	5	0.27685	18059
10	WHEELING	12	0.34860	34421
11	PARKERSBURG	12	0.35436	33854
12	BECKLEY	13	0.71344	18219
13	MORGANTOWN	24	0.89400	26841

\*Class II Cities are 10,000 to 49,999 in population.  
 \*Crime Rate Calculated per 1,000 population.

**1993 RAPE CRIME RATE IN CLASS III CITIES**

OBS	AGID	RAPE	CRIME RATE	POP
1	RICHWOOD	0	0.00000	2749
2	FAYETTEVILLE	0	0.00000	2213
3	HINTON	0	0.00000	3506
4	BETHLEHEM	0	0.00000	2621
5	MULLENS	0	0.00000	2068
6	01201	0	0.00000	2453
7	WHITE SULPHUR SPRINGS	0	0.00000	2806
8	RAVENSWOOD	0	0.00000	4172
9	MANNINGTON	0	0.00000	2173
10	ST. MARYS	0	0.00000	2147
11	MADISON	0	0.00000	3147
12	SHINNSTON	0	0.00000	2589
13	SALEM	0	0.00000	2244
14	PADEN CITY	0	0.00000	2805
15	MILTON	0	0.00000	2229
16	GRAFTON	0	0.00000	5571
17	WELCH	0	0.00000	2954
18	CHESTER	0	0.00000	2932
19	SPENCER	0	0.00000	2311
20	NEW MARTINSVILLE	0	0.00000	6779
21	RIPLEY	0	0.00000	3085
22	WILLIAMSON	0	0.00000	4086
23	WELLSBURG	0	0.00000	3367
24	PT. PLEASANT	0	0.00000	4892
25	CEREDO	0	0.00000	2006
26	01401	0	0.00000	2070
27	RANSON	0	0.00000	2885
28	WILLIAMSTOWN	0	0.00000	2887
29	DUNBAR	0	0.00000	8645
30	KENOVA	0	0.00000	3742

**1993 RAPE CRIME RATE IN CLASS III CITIES**

<b>OBS</b>	<b>AGID</b>	<b>RAPE</b>	<b>CRIME RATE</b>	<b>POP</b>
31	BRIDGEPORT	0	0.00000	6865
32	OAK HILL	0	0.00000	6833
33	BARBOURSVILLE	0	0.00000	2844
34	KEYSER	0	0.00000	5903
35	NITRO	0	0.00000	6886
36	CHARLES TOWN	0	0.00000	3308
37	FOLLANSBEE	0	0.00000	3295
38	LOGAN	0	0.00000	2222
39	MONTGOMERY	0	0.00000	2205
40	MCMECHEN	0	0.00000	2078
41	ELKINS	1	0.13106	7630
42	PRINCETON	1	0.13921	7183
43	WESTON	1	0.20068	4983
44	KINGWOOD	1	0.30459	3283
45	PHILIPPI	1	0.32175	3108
46	SUMMERSVILLE	1	0.33377	2996
47	HURRICANE	2	0.40306	4962
48	WESTOVER	3	0.71667	4186
49	LEWISBURG	4	1.04028	3845
50	BUCKHANNON	7	1.17782	5943
51	MOOREFIELD	5	2.27685	2196

\*Class III Cities are 2,000 to 9,999 in population.

\*Crime Rate Calculated per 1,000 population.

I, II, and III City Populations provided by the United States Census Bureau.

# ROBBERY

## DEFINITION

*Robbery is defined as the felonious and forcible taking of the property of another against their will by violence or by putting them in fear. The element of personal confrontation is always present in this crime. Under the Uniform Crime Reporting Program, all assaults or attempts to rob are included. Robberies are reported in four general categories - gun; knife or cutting instrument; hands, fists, feet, etc.; and other dangerous weapons. As a general rule, robbery differs from larceny in that it is aggravated by the element of force or the threat of force.*

*Robbery, as a crime of violence, has a serious impact on the victim. In many instances, serious injury results. Oftentime, along with physical injury or without, the victim suffers mental disturbance. Such damage is immeasurable. This is emphasized when the attempt to rob results in the death of the victim. Of course, in this case, the robbery would not be scored since the more serious offense, murder, would be reported and the robbery would serve as the motive. The placing of a dollar value, however, on the damage resulting from this type of offense is an attempt to measure that which is immeasurable.*

## ROBBERY SUMMARY 1993

- A total of 781 Robbery Offenses were reported for 1993.
- Robberies comprised 20.6 percent of the total for the Violence Crime category and 1.7 percent of the total Crime Index Offenses.
- There were 43.0 Robberies per 100,000 persons in West Virginia.
- December recorded the highest number of Robberies with 107 offenses.
- The total dollar value for Robbery offenses was \$ 391,207, and average of \$ 501 for each offense.
- A total of 210 Robberies were cleared by arrest or exceptional clearance, a clearance rate of 26.8 percent. Adults were involved in 199 of the clearances.
- There were 260 persons arrested for Robbery offenses; 233 of those arrested were males, 55 were under 18 and 176 were white.

### ROBBERY BY TYPE OF WEAPON JANUARY — DECEMBER 1993

TYPE OF WEAPON	NUMBER OF OFFENSES	PERCENT DISTRIBUTION
GUN	284	36.4 %
KNIFE/SHARP INSTRUMENT	64	8.2 %
OTHER DANGEROUS WEAPON	48	6.1 %
STRONG ARM - HANDS, FISTS, FEET, ETC.	385	49.3 %



1993 ROBBERY CRIME RATE BY COUNTY

OBS	COUNTY	ROBBERY	CRIME RATE	POP
1	MONROE	0	0.00000	13639
2	PENDLETON	0	0.00000	8054
3	PLEASANTS	0	0.00000	7593
4	MASON	0	0.00000	25064
5	PRESTON	0	0.00000	29617
6	HAMPSHIRE	0	0.00000	17577
7	TAYLOR	0	0.00000	15220
8	JACKSON	0	0.00000	26265
9	TUCKER	0	0.00000	7811
10	GILMER	0	0.00000	7539
11	TYLER	0	0.00000	11783
12	CALHOUN	0	0.00000	7983
13	HARDY	0	0.00000	11348
14	WIRT	0	0.00000	5330
15	GREENBRIER	1	0.02900	34477
16	MARSHALL	2	0.05320	37585
17	WETZEL	1	0.05747	17398
18	BARBOUR	1	0.06290	15897
19	SUMMERS	1	0.07026	14232
20	BROOKE	2	0.08554	23377
21	UPSHUR	2	0.08630	23170
22	GRANT	1	0.09315	20735
23	WEBSTER	1	0.09506	20519
24	RITCHIE	1	0.09843	10159
25	LEWIS	2	0.11492	17403
26	ROANE	2	0.13152	15205
27	LOGAN	6	0.13872	43251
28	DODDRIDGE	1	0.13986	7150
29	HARRISON	10	0.14190	70467
30	MCDOWELL	5	0.14570	34315
31	PUTNAM	7	0.15722	44505
32	WYOMING	5	0.16995	29413
33	HANCOCK	7	0.17990	38903
34	LINCOLN	4	0.18332	21817
35	MINERAL	5	0.18425	27135
36	JEFFERSON	7	0.18487	37860
37	BOONE	5	0.18745	26672
38	MONONGALIA	16	0.20512	77972
39	WAYNE	8	0.21128	37852
40	WOOD	19	0.21584	88023
41	POCAHONTAS	2	0.22074	9060
42	RANDOLPH	7	0.24717	28317
43	NICHOLAS	7	0.25774	27155
44	MARION	15	0.25905	57896
45	FAYETTE	13	0.26585	48894
46	MINGO	9	0.26622	33805
47	CLAY	4	0.39616	10096
48	MERCER	27	0.41229	65462
49	BRAXTON	6	0.45564	13167
50	MORGAN	6	0.46668	12856
51	BERKELEY	30	0.47250	63461
52	RALEIGH	65	0.83460	77863
53	CABELL	92	0.90712	101389
54	OHIO	57	1.12917	50469
55	KANAWHA	319	1.51844	209795

\*Crime Rate Calculated per 1,000 population.

**1993 ROBBERY CRIME RATE IN CLASS I CITIES**

OBS	AGID	ROBBERY	CRIME RATE	POP
1	HUNTINGTON	83	1.52471	54422
2	CHARLESTON	290	5.04890	57430

\*Class I Cities are in excess of 50,000 population.  
\*Crime Rate Calculated per 1,000 population.

**1993 ROBBERY CRIME RATE IN CLASS II CITIES**

OBS	AGID	ROBBERY	CRIME RATE	POP
1	VIENNA	1	0.09061	11036
2	ST. ALBANS	1	0.09074	11020
3	MOUNDSVILLE	1	0.09181	10892
4	CLARKSBURG	3	0.16611	18059
5	WEIRTON	4	0.18168	22015
6	MORGANTOWN	13	0.48425	26841
7	PARKERSBURG	18	0.53154	33854
8	FAIRMONT	12	0.58500	20512
9	SOUTH CHARLESTON	12	0.87660	13689
10	BLUEFIELD	14	1.09214	12818
11	MARTINSBURG	20	1.35020	14811
12	WHEELING	56	1.62680	34421
13	BECKLEY	46	2.52448	18219

\*Class II Cities are 10,000 to 49,999 in population.  
\*Crime Rate Calculated per 1,000 population.

**1993 ROBBERY CRIME RATE IN CLASS III CITIES**

OBS	AGID	ROBBERY	CRIME RATE	POP
1	RICHWOOD	0	0.00000	2749
2	HINTON	0	0.00000	3506
3	BETHLEHEM	0	0.00000	2621
4	01201	0	0.00000	2453
5	WHITE SULPHUR SPRINGS	0	0.00000	2806
6	RAVENSWOOD	0	0.00000	4172
7	MANNINGTON	0	0.00000	2173
8	ST. MARYS	0	0.00000	2147
9	SHINNSTON	0	0.00000	2589
10	SALEM	0	0.00000	2244
11	PADEN CITY	0	0.00000	2805
12	MILTON	0	0.00000	2229
13	GRAFTON	0	0.00000	5571
14	RIPLEY	0	0.00000	3085
15	WILLIAMSON	0	0.00000	4086
16	WELLSBURG	0	0.00000	3367
17	PT. PLEASANT	0	0.00000	4892
18	CEREDO	0	0.00000	2006
19	01401	0	0.00000	2070
20	RANSON	0	0.00000	2885
21	WILLIAMSTOWN	0	0.00000	2887
22	KENOVA	0	0.00000	3742
23	FOLLANSBEE	0	0.00000	3295
24	LOGAN	0	0.00000	2222
25	MONTGOMERY	0	0.00000	2205
26	MCMECHEN	0	0.00000	2078
27	WESTON	0	0.00000	4983
28	KINGWOOD	0	0.00000	3283
29	HURRICANE	0	0.00000	4962
30	WESTOVER	0	0.00000	4186

**1993 ROBBERY CRIME RATE IN CLASS III CITIES**

<b>OBS</b>	<b>AGID</b>	<b>ROBBERY</b>	<b>CRIME RATE</b>	<b>POP</b>
31	LENISBURG	0	0.00000	3845
32	MOOREFIELD	0	0.00000	2196
33	DUNBAR	1	0.11567	8645
34	NITRO	1	0.14522	6886
35	NEW MARTINSVILLE	1	0.14751	6779
36	BUCKHANNON	1	0.16826	5943
37	KEYSER	1	0.16940	5903
38	BRIDGEPORT	2	0.29132	6865
39	OAK HILL	2	0.29268	6833
40	MADISON	1	0.31776	3147
41	PHILIPPI	1	0.32175	3108
42	WELCH	1	0.33852	2954
43	CHESTER	1	0.34106	2932
44	BARBOURSVILLE	1	0.35161	2844
45	ELKINS	3	0.39318	7630
46	SPENCER	1	0.43271	2311
47	MULLENS	1	0.48355	2068
48	CHARLES TOWN	2	0.60458	3308
49	SUMMERSVILLE	2	0.66754	2996
50	FAYETTEVILLE	2	0.90374	2213
51	PRINCETON	7	0.97447	7183

\*Class III Cities are 2,000 to 9,999 in population.

\*Crime Rate Calculated per 1,000 population.

I, II, and III City Populations provided by the United States Census Bureau.



# ROBBERY

January - December  
1993, 1992

CLASSIFICATION	PERCENT OF CHANGE	NUMBER OF OFFENSES	DISTRIBUTION PERCENT OF	TOTAL VALUES (DOLLARS)	AVERAGE VALUES (DOLLARS)
HIGHWAY	1993	298	38.16	\$68,949	\$231
	1992	287	36.47	\$119,117	\$415
	PERCENT OF CHANGE	3.83+	4.63+	42.12-	44.34-
COMMERCIAL HOUSE	1993	65	8.32	\$21,639	\$333
	1992	75	9.53	\$53,707	\$716
	PERCENT OF CHANGE	13.33-	12.70-	59.71-	53.49-
SERVICE STATION	1993	48	6.15	\$23,408	\$488
	1992	47	5.97	\$16,251	\$346
	PERCENT OF CHANGE	2.13+	3.02+	44.04+	41.04+
CHAIN STORE	1993	85	10.88	\$39,401	\$464
	1992	99	12.58	\$77,805	\$786
	PERCENT OF CHANGE	14.14-	13.51-	49.36-	40.97-
RESIDENCE	1993	100	12.80	\$129,958	\$1,300
	1992	88	11.18	\$41,441	\$471
	PERCENT OF CHANGE	13.64+	14.49+	213.60+	176.01+
BANK	1993	10	1.28	\$55,271	\$5,527
	1992	8	1.02	\$419,188	\$52,399
	PERCENT OF CHANGE	25.00+	25.49+	86.81-	89.45-
MISCELLANEOUS	1993	175	22.41	\$52,581	\$300
	1992	183	23.25	\$55,084	\$301
	PERCENT OF CHANGE	4.37-	3.61-	4.54-	.33-
TOTAL	1993	781	100.00	\$391,207	\$501
	1992	787	100.00	\$782,593	\$994
	PERCENT OF CHANGE	.76-		50.01-	49.60-

# FELONIOUS ASSAULT

## DEFINITION

*Felonious Assault, as defined under the West Virginia Uniform Crime Reporting program, is an attempt or offer with unlawful force or violence, to do serious physical injury to another. Attempts are included since it is not necessary that any injury result when a gun, knife or other weapon is used which would result in serious physical injury if the crime were successfully completed.*

*The use or attempted use of a dangerous weapon in an assault or the serious injury inflicted by hands, fists or feet separates this offense from those assaults categorized as "simple" and not felonious in nature.*

*The victim of a actual assault of this type may suffer injury or permanent disability and all assaults to kill and attempts to kill are recorded in this area. As with murder, the use of weapons to inflict these injuries make this offense a subject for analysis.*

## FELONIOUS ASSAULT SUMMARY 1993

- A total of 2,512 Felonious Assault Offenses were reported in 1993.
- Felonious Assaults comprised 66.4 percent of the total Violent Crime category and 5.5 percent of the total Crime Index Offenses.
- July recorded the highest number of Felonious Assaults with 265 offenses.
- There were 138.5 Felonious Assaults per 100,000 population in West Virginia.
- A total of 1,218 Felonious Assaults were cleared by arrest or exceptional clearance, a clearance rate of 48.4 percent. Adults were involved in 1,141 of the clearances.
- There were 993 persons arrested for Felonious Assault offenses; 905 of those arrested were males, 66 were under 18, and 819 were white.

### FELONIOUS ASSAULT BY TYPE OF WEAPON JANUARY — DECEMBER 1993

TYPE OF WEAPON	NUMBER OF OFFENSES	PERCENT DISTRIBUTION
GUN	427	17.0 %
KNIFE/SHARP INSTRUMENT	492	19.5 %
OTHER DANGEROUS WEAPONS	561	22.3 %
HANDS, FISTS, FEET, ETC. — AGGRAVATED	1,037	41.2 %

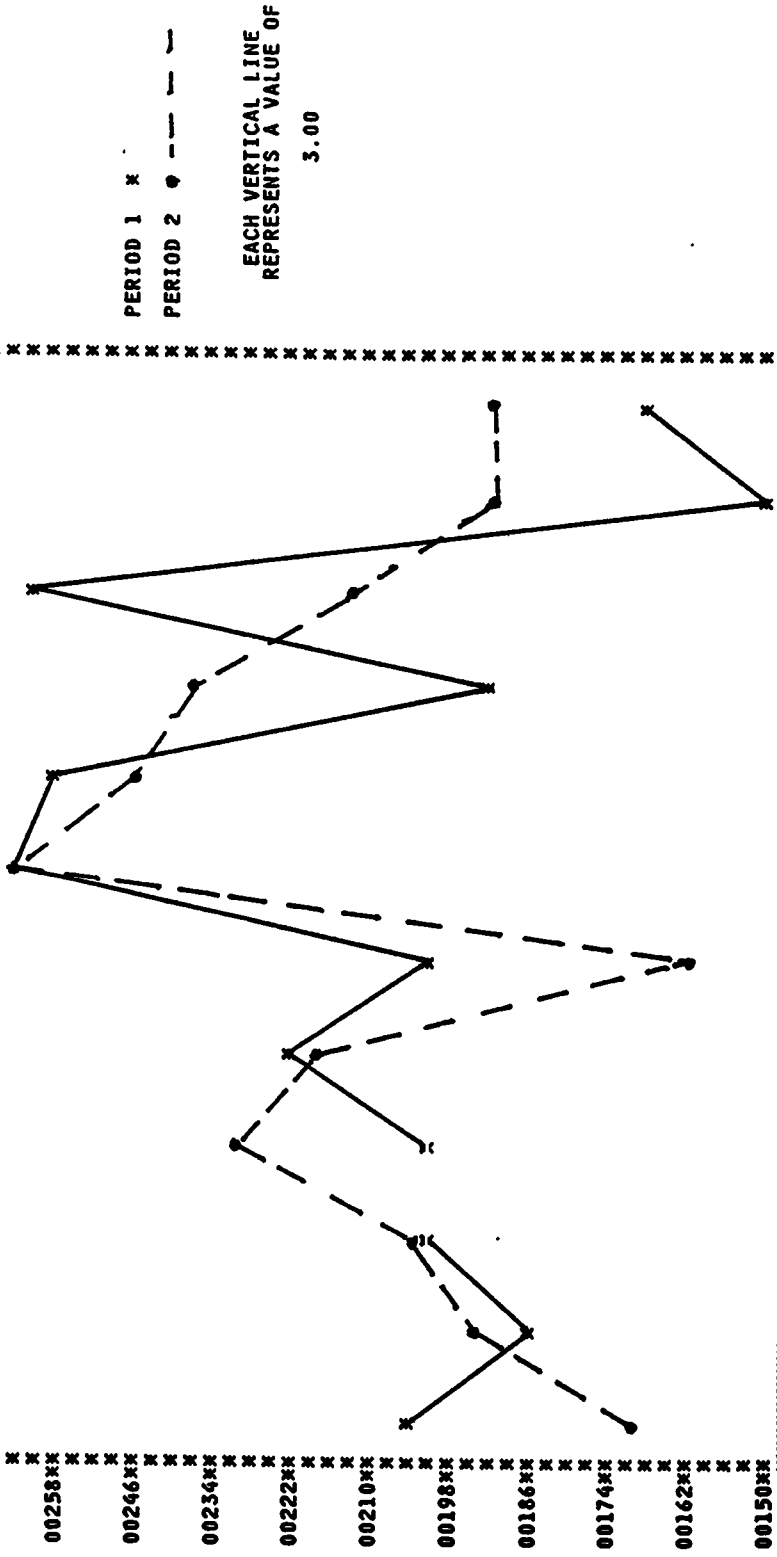
# FELONIOUS ASSAULTS

January - December  
1993, 1992

```

*****
N U M B E R   O F   O F F E N S E S   B Y   M O N T H
*****
JAN  x FEB  x MAR  x APR  x MAY  x JUN  x JUL  x AUG  x SEP  x OCT  x NOV  x DEC  x TOT  x(1,000)ADULT  x JUVENILE  x
205 x 187 x 201 x 203 x 222 x 201 x 265 x 259 x 192 x 261 x 152 x 169 x 2517 x 1.36 x 1141 x 77 x
171 x 195 x 204 x 233 x 221 x 162 x 264 x 248 x 239 x 213 x 192 x 193 x 2535 x 1.39 x 1267 x 86 x
34 x 8 x 3 x 30 x 1 x 39 x 1 x 47 x 48 x 40 x 24 x .18 x .93 x 106 x 9 x
19.9 x 4.1 x 1.5 x 12.9 x .5 x 24.1 x .4 x 4.4 x 19.7 x 22.5 x 20.8 x 12.4 x .7 x 2.2 x 8.5 x 10.5 x
*****
PERIOD 1 93
PERIOD 2 92
NUMERICAL CHANGE
PERCENT CHANGE
00270
00258
00246
00234
00222
00210
00198
00186
00174
00162
00150

```



**1993 FELONIOUS ASSAULT CRIME RATE BY COUNTY**

OBS	COUNTY	FELASS	CRIME RAPE	POP
1	MORGAN	1	0.07778	12856
2	CALHOUN	1	0.12526	7983
3	DODDRIDGE	1	0.13986	7150
4	LEWIS	3	0.17238	17403
5	GRANT	2	0.18630	10735
6	BARBOUR	3	0.18870	15897
7	WEBSTER	2	0.19012	10519
8	RITCHIE	2	0.19686	10159
9	ROANE	3	0.19728	15205
10	PRESTON	6	0.20256	29617
11	PLEASANTS	2	0.26340	7593
12	WETZEL	5	0.28735	17398
13	JACKSON	9	0.34263	26265
14	PENDLETON	3	0.37248	8054
15	BRAXTON	5	0.37970	13167
16	TUCKER	3	0.38406	7811
17	HARRISON	29	0.41151	70467
18	SUMMERS	6	0.42156	14232
19	CLAY	5	0.49520	10096
20	TYLER	6	0.50916	11783
21	NICHOLAS	15	0.55230	27155
22	RANDOLPH	16	0.56496	28317
23	MONROE	8	0.58648	13639
24	GREENBRIER	21	0.60900	34477
25	HARDY	7	0.61684	11348
26	HAMPSHIRE	12	0.68268	17577
27	TAYLOR	11	0.72270	15220
28	WOOD	65	0.73840	88023
29	WYOMING	22	0.74778	29413
30	MCDOWELL	26	0.75764	34315
31	JEFFERSON	29	0.76589	37860
32	POCAHONTAS	7	0.77259	9060
33	MASON	21	0.83769	25064
34	FAYETTE	42	0.85890	48894
35	LOGAN	38	0.87856	43251
36	WAYNE	35	0.92435	37852
37	GILMER	7	0.92848	7539
38	WIRT	5	0.93805	5330
39	MONONGALIA	75	0.96150	77972
40	PUTNAM	45	1.01070	44505
41	MARSHALL	40	1.06400	37585
42	UPSHUR	27	1.16505	23170
43	MINGO	40	1.18320	33805
44	HANCOCK	51	1.31070	38903
45	BROOKE	35	1.49695	23377
46	MINERAL	42	1.54770	27135
47	LINCOLN	36	1.64988	21817
48	CABELL	201	1.98186	101389
49	MARION	119	2.05513	57896
50	BOONE	59	2.21191	26672
51	MERCER	154	2.35158	65462
52	OHIO	120	2.37720	50469
53	BERKELEY	159	2.50425	63461
54	KANAWHA	554	2.63704	209795
55	RALEIGH	276	3.54384	77863

\*Crime Rate Calculated per 1,000 population.

**1993 FELONIOUS ASSAULT CRIME RATE IN CLASS I CITIES**

OBS	AGID	FELASS	CRIME RATE	POP
1	HUNTINGTON	158	2.90246	54422
2	CHARLESTON	412	7.17292	57430

\*Class I Cities are in excess of 50,000 population.  
 \*Crime Rate Calculated per 1,000 population.

**1993 FELONIOUS ASSAULT CRIME RATE IN CLASS II CITIES**

OBS	AGID	FELASS	CRIME RATE	POP
1	ST. ALBANS	0	0.00000	11020
2	VIENNA	2	0.18122	11036
3	MOUNDSVILLE	3	0.27543	10892
4	CLARKSBURG	7	0.38759	18059
5	SOUTH CHARLESTON	13	0.94965	13689
6	PARKERSBURG	39	1.15167	33854
7	BLUEFIELD	25	1.95025	12818
8	WEIRTON	44	1.99848	22015
9	MORGANTOWN	59	2.19775	26841
10	MARTINSBURG	35	2.36285	14811
11	WHEELING	113	3.28265	34421
12	FAIRMONT	95	4.63125	20512
13	BECKLEY	160	8.78080	18219

\*Class II Cities are 10,000 to 49,999 in population.  
 \*Crime Rate Calculated per 1,000 population.

**1993 FELONIOUS ASSAULT CRIME RATE IN CLASS III CITIES**

OBS	AGID	FELASS	CRIME RATE	POP
1	RICHWOOD	0	0.0000	2749
2	BETHLEHEM	0	0.0000	2621
3	01201	0	0.0000	2453
4	PADEN CITY	0	0.0000	2805
5	CEREDO	0	0.0000	2006
6	WILLIAMSTOWN	0	0.0000	2887
7	MONTGOMERY	0	0.0000	2205
8	MCMECHEN	0	0.0000	2078
9	WESTOVER	0	0.0000	4186
10	NEW MARTINSVILLE	0	0.0000	6779
11	PHILIPPI	0	0.0000	3108
12	CHESTER	0	0.0000	2932
13	MULLENS	0	0.0000	2068
14	FAYETTEVILLE	0	0.0000	2213
15	WESTON	1	0.2007	4983
16	DUNBAR	2	0.2313	8645
17	NITRO	2	0.2904	6886
18	BRIDGEPORT	2	0.2913	6865
19	NELLSBURG	1	0.2970	3367
20	MADISON	1	0.3178	3147
21	RANSON	1	0.3466	2885
22	BARBOURSVILLE	1	0.3516	2844
23	SHINNSTON	1	0.3862	2589
24	SPENCER	1	0.4327	2311
25	SALEM	1	0.4456	2244
26	MILTON	1	0.4486	2229
27	MANNINGTON	1	0.4602	2173
28	ST. MARYS	1	0.4658	2147
29	RAVENSWOOD	2	0.4794	4172
30	KEYSER	3	0.5082	5903

**1993 FELONIOUS ASSAULT CRIME RATE IN CLASS III CITIES**

OBS	AGID	FELASS	CRIME RATE	POP
31	KINGWOOD	2	0.6092	3283
32	ELKINS	5	0.6553	7630
33	SUMMERSVILLE	2	0.6675	2996
34	BUCKHANNON	4	0.6730	5943
35	WELCH	2	0.6770	2954
36	WILLIAMSON	3	0.7342	4086
37	HINTON	3	0.8557	3506
38	MOOREFIELD	2	0.9107	2196
39	RIPLEY	3	0.9724	3085
40	PT. PLEASANT	5	1.0220	4892
41	WHITE SULPHUR SPRINGS	3	1.0691	2806
42	LEWISBURG	5	1.3003	3845
43	OAK HILL	9	1.3171	6833
44	01401	4	1.9324	2070
45	GRAFTON	11	1.9745	5571
46	HURRICANE	10	2.0153	4962
47	KENOVA	8	2.1378	3742
48	PRINCETON	22	3.0626	7183
49	LOGAN	7	3.1503	2222
50	CHARLES TOWN	15	4.5343	3308
51	FOLLANSBEE	33	10.0152	3295

\*Class III Cities are 2,000 to 9,999 in population.

\*Crime Rate Calculated per 1,000 population.

I, II, and III City Populations provided by the United States Census Bureau.

# BREAKING AND ENTERING

## DEFINITION

*Under this Program, Breaking and Entering is defined as an unlawful entry or attempted forcible entry of any structure to commit a felony or larceny.*

*Data collection for this offense is further categorized as to forcible entries, unlawful entries (where no force is used), and attempted entries.*

*As with other non-violent crimes, the motive of personal gain coupled with the element of opportunity, results in the commission of this offense by both the amateur and the professional perpetrator. Only the absence of confrontation and the use of force separate this crime from Robbery of the violent crime group. However, detection during commission many times results in confrontation of the victim by the perpetrator demonstrating why this offense is considered the most serious of the non-violent crime group.*

*The volume of this offense presents the police with a serious enforcement problem made more difficult in many areas by the lack of sufficient personnel to act as a deterrent and to provide successful solutions to these crimes.*

## BREAKING AND ENTERING SUMMARY 1993

- A total of 10,894 Breaking and Entering offenses were reported for 1993.
- Breaking and Entering comprised 25.8 percent of the total for the Non-Violent Crime category and 23.7 percent of the total Crime Index Offenses.
- August recorded the highest number of Breaking and Entering with 1,100 offenses.
- There were 599.1 Breaking and Entering per 100,000 population in West Virginia.
- Breaking and Entering of residences accounted for 6,580 of the total offenses; 5,643 (51.8%) of the total offenses were at night.
- The total dollar value for Breaking and Entering offenses was \$10,744,105, an average of \$987 for each offense.
- A total of 1,376 Breaking and Entering were cleared by arrest or exceptional clearance, a clearance rate of 12.6 percent. Adults were involved in 1,033 of the clearances.
- There were 1,409 persons arrested for Breaking and Entering offenses; 1,317 of those arrested were males, 479 were under 18, and 1,295 were white.

### BREAKING AND ENTERING BY TYPE OF ENTRY JANUARY - DECEMBER 1993

TYPE OF ENTRY	NUMBER OF OFFENSES	PERCENT DISTRIBUTION
FORCIBLE ENTRY	8,221	75.5 %
UNLAWFUL ENTRY - NO FORCE	2,043	18.8 %
ATTEMPTED FORCIBLE ENTRY	630	5.8 %

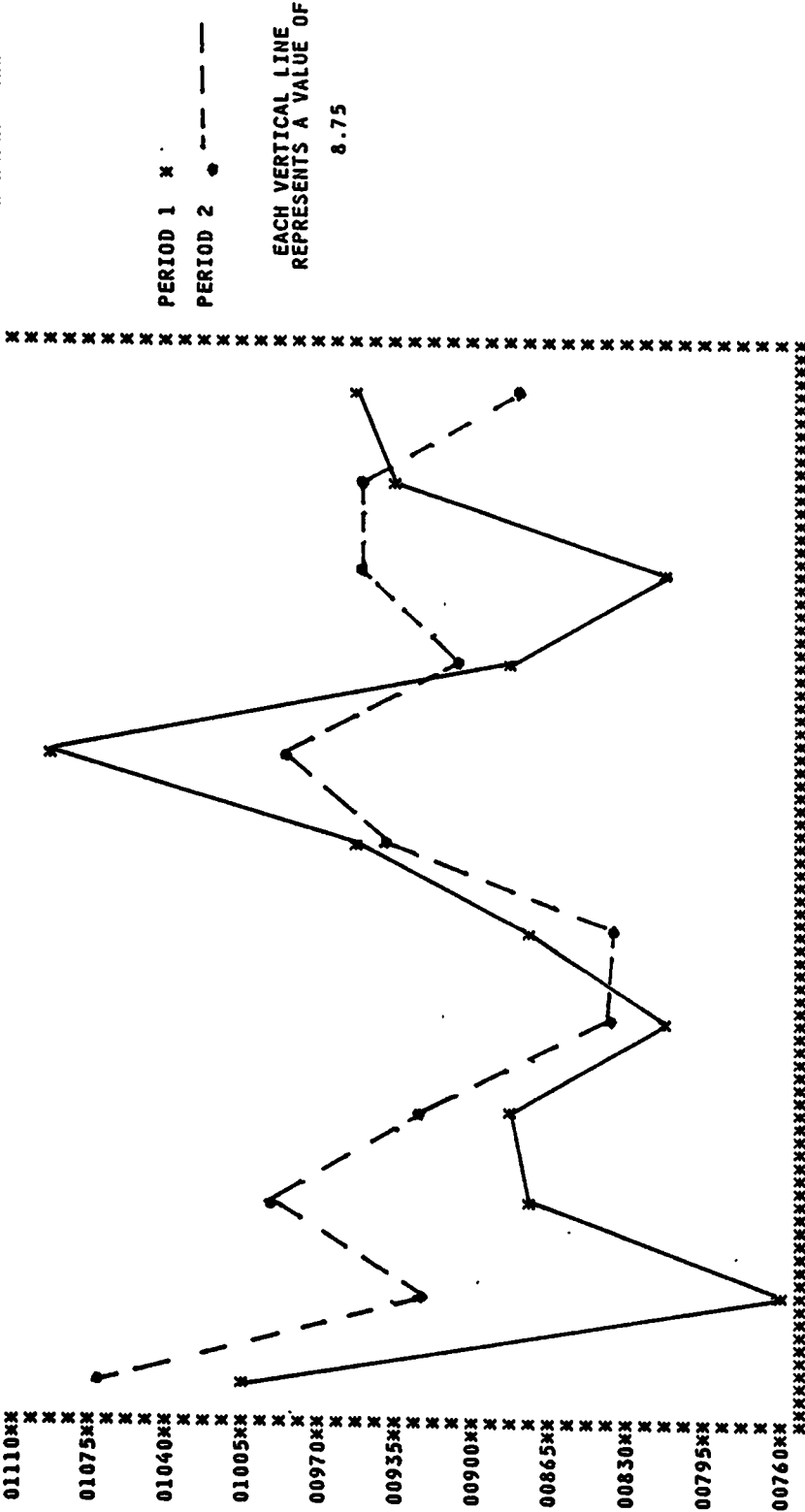
# BREAKING AND ENTERING

January - December  
1993, 1992

```

*****
* N U M B E R O F O F F E N S E S B Y M O N T H
*
* JAN * FEB * MAR * APR * MAY * JUN * JUL * AUG * SEP * OCT * NOV * DEC *
* 1010 * 766 * 874 * 887 * 814 * 878 * 954 * 1100 * 890 * 820 * 942 * 959 *
* 1076 * 932 * 998 * 932 * 847 * 840 * 946 * 990 * 914 * 956 * 958 * 888 *
* 66- * 166- * 124- * 45- * 33- * 38+ * 8+ * 110+ * 24- * 136- * 16- * 71+ *
* 6.1- * 17.8- * 12.4- * 4.8- * 3.9- * 4.5+ * .8+ * 11.1+ * 2.6- * 14.2- * 1.7- * 8.0+ *
* PERIOD 1 93 * PERIOD 2 92 *
* NUMERICAL CHANGE * PERCENT CHANGE *
* 01110 *
* 01075 *
* 01040 *
* 01005 *
* 00970 *
* 00935 *
* 00900 *
* 00865 *
* 00830 *
* 00795 *
* 00760 *
*
* CRIME * OFF * CLEARED *
* RATE * (1.000) * ADULT * JUVEN *
* 5.88 * 1035 * 343 *
* 6.20 * 1215 * 351 *
* 3.2- * 182- * 8- *
* 3.4- * 5.2- * 15.0- * 2.3- *
*****

```





1993 B AND E CRIME RATE BY COUNTY

OBS	COUNTY	BE	CRIME RATE	POP
1	WEBSTER	8	0.7605	10519
2	RITCHIE	18	1.7717	10159
3	GRANT	24	2.2356	10735
4	TAYLOR	38	2.4966	15220
5	UPSHUR	70	3.0205	23170
6	MONROE	44	3.2256	13639
7	BROOKE	76	3.2505	23377
8	BARBOUR	53	3.3337	15897
9	GREENBRIER	115	3.3350	34477
10	NICHOLAS	91	3.3506	27155
11	MCDOWELL	116	3.3802	34315
12	LEWIS	59	3.3901	17403
13	TUCKER	27	3.4565	7811
14	HARDY	40	3.5248	11348
15	PRESTON	105	3.5448	29617
16	PENDLETON	30	3.7248	8054
17	RANDOLPH	109	3.8488	28317
18	MARION	224	3.8685	57896
19	BRAXTON	51	3.8729	13167
20	MINERAL	106	3.9061	27135
21	WAYNE	148	3.9087	37852
22	SUMMERS	56	3.9346	14232
23	WETZEL	69	3.9654	17398
24	JACKSON	106	4.0354	26265
25	POCAHONTAS	37	4.0837	9060
26	TYLER	49	4.1581	11783
27	DODDRIDGE	30	4.1958	7150
28	PLEASANTS	32	4.2144	7593
29	CLAY	43	4.2587	10096
30	ROANE	67	4.4059	15205
31	LOGAN	191	4.4159	43251
32	HANCOCK	172	4.4204	38903
33	MASON	111	4.4278	25064
34	HARRISON	314	4.4557	70467
35	BOONE	124	4.6488	26672
36	MINGO	160	4.7328	33805
37	CALHOUN	40	5.0104	7983
38	PUTNAM	229	5.1433	44505
39	HAMPSHIRE	93	5.2908	17577
40	WYOMING	158	5.3704	29413
41	MARSHALL	210	5.5860	37585
42	FAYETTE	274	5.6033	48894
43	GILMER	43	5.7035	7539
44	MONONGALIA	446	5.7177	77972
45	WOOD	522	5.9299	88023
46	JEFFERSON	235	6.2063	37860
47	LINCOLN	137	6.2787	21817
48	MERCER	416	6.3523	65462
49	MORGAN	88	6.8446	12856
50	RALEIGH	561	7.2032	77863
51	WIRT	44	8.2548	5330
52	OHIO	462	9.1522	50469
53	BERKELEY	638	10.0485	63461
54	KANAWHA	2132	10.1483	209795
55	CABELL	1053	10.3826	101389

\*Crime Rate Calculated per 1,000 population.

1993 B AND E CRIME RATE IN CLASS I CITIES

OBS	AGID	BE	CRIME RATE	POP
1	HUNTINGTON	787	14.4572	54422
2	CHARLESTON	1293	22.5111	57430

\*Class I Cities are in excess of 50,000 population.  
 \*Crime Rate Calculated per 1,000 population.

1993 B AND E CRIME RATE IN CLASS II CITIES

OBS	AGID	BE	CRIME RATE	POP
1	VIENNA	15	1.3591	11036
2	SOUTH CHARLESTON	51	3.7255	13689
3	CLARKSBURG	73	4.0420	18059
4	ST. ALBANS	52	4.7185	11020
5	WEIRTON	115	5.2233	22015
6	FAIRMONT	119	5.8012	20512
7	MOUNDSVILLE	80	7.3448	10892
8	BLUEFIELD	99	7.7230	12818
9	MORGANTOWN	208	7.7480	26841
10	PARKERSBURG	347	10.2469	33854
11	WHEELING	388	11.2714	34421
12	BECKLEY	248	13.6102	18219
13	MARTINSBURG	202	13.6370	14811

\*Class II Cities are 10,000 to 49,999 in population.  
 \*Crime Rate Calculated per 1,000 population.

1993 B AND E CRIME RATE IN CLASS III CITIES

OBS	AGID	BE	CRIME RATE	POP
1	FAYETTEVILLE	0	0.0000	2213
2	HINTON	2	0.5704	3506
3	RICHWOOD	2	0.7275	2749
4	SHINNSTON	2	0.7725	2589
5	RIPLEY	4	1.2966	3085
6	RAVENSWOOD	6	1.4381	4172
7	WELCH	5	1.6926	2954
8	PADEN CITY	5	1.7825	2805
9	WESTON	9	1.8061	4983
10	MANNINGTON	4	1.8408	2173
11	MULLENS	4	1.9342	2068
12	01201	5	2.0383	2453
13	LEWISBURG	8	2.0806	3845
14	LOGAN	5	2.2502	2222
15	PHILIPPI	7	2.2522	3108
16	ST. MARYS	5	2.3288	2147
17	01401	5	2.4154	2070
18	SPENCER	6	2.5963	2311
19	BUCKHANNON	18	3.0287	5943
20	NITRO	21	3.0496	6886
21	RANSON	9	3.1196	2885
22	WHITE SULPHUR SPRINGS	9	3.2073	2806
23	GRAFTON	18	3.2310	5571
24	CEREDO	7	3.4895	2006
25	MADISON	11	3.4954	3147
26	BRIDGEPORT	25	3.6415	6865
27	DUNBAR	32	3.7014	8645
28	KEYSER	22	3.7268	5903
29	MILTON	10	4.4863	2229
30	MONTGOMERY	11	4.9886	2205

**1993 B AND E CRIME RATE IN CLASS III CITIES**

<b>OBS</b>	<b>AGID</b>	<b>BE</b>	<b>CRIME RATE</b>	<b>POP</b>
31	NEW MARTINSVILLE	35	5.1628	6779
32	BETHLEHEM	14	5.3414	2621
33	PT. PLEASANT	27	5.5191	4892
34	ELKINS	44	5.7666	7630
35	WILLIAMSTOWN	17	5.8885	2887
36	WESTOVER	25	5.9722	4186
37	MCMECHEN	13	6.2560	2078
38	FOLLANSBEE	21	6.3733	3295
39	KINGWOOD	23	7.0056	3283
40	SUMMERSVILLE	21	7.0092	2996
41	WILLIAMSON	29	7.0972	4086
42	SALEM	16	7.1301	2244
43	KENOVA	27	7.2152	3742
44	BARBOURSVILLE	21	7.3838	2844
45	CHESTER	24	8.1854	2932
46	MOOREFIELD	19	8.6520	2196
47	PRINCETON	65	9.0486	7183
48	WELLSBURG	33	9.8010	3367
49	CHARLES TOWN	33	9.9756	3308
50	HURRICANE	52	10.4796	4962
51	OAK HILL	78	11.4145	6833

\*Class III Cities are 2,000 to 9,999 in population.

\*Crime Rate Calculated per 1,000 population.

I, II, and III City Populations provided by the United States Census Bureau.

# BREAKING AND ENTERING

January - December  
1993, 1992

CLASSIFICATION	PERCENT OF CHANGE	NUMBER OF OFFENSES	PERCENT OF DISTRIBUTION	TOTAL VALUES (DOLLARS)	AVERAGE VALUES (DOLLARS)
RESIDENCE	1993	6,580	60.42	\$6,556,922	\$1,012
	1992	6,708	59.47	\$6,608,789	\$985
	PERCENT OF CHANGE	1.91-	1.60+	.73+	2.74+
NIGHT	1993	2,838	26.06	\$2,699,504	\$951
	1992	2,744	24.33	\$2,505,617	\$913
	PERCENT OF CHANGE	3.43+	7.11+	7.74+	4.16+
DAY	1993	1,787	16.41	\$1,986,946	\$1,112
	1992	1,831	16.23	\$2,125,549	\$1,161
	PERCENT OF CHANGE	2.40-	1.11+	6.52-	4.22-
UNKNOWN	1993	1,955	17.95	\$1,970,472	\$1,008
	1992	2,133	18.91	\$1,977,623	\$927
	PERCENT OF CHANGE	8.35-	5.08-	.36-	8.74+
NONRESIDENCE	1993	4,311	39.58	\$4,087,183	\$948
	1992	4,571	40.53	\$4,091,371	\$895
	PERCENT OF CHANGE	5.69-	2.34-	.10-	5.92+
NIGHT	1993	2,805	25.76	\$2,653,874	\$946
	1992	2,933	26.00	\$2,531,659	\$863
	PERCENT OF CHANGE	4.36-	.92-	4.83+	9.62+
DAY	1993	374	3.43	\$349,903	\$936
	1992	427	3.79	\$538,091	\$1,260
	PERCENT OF CHANGE	12.41-	9.50-	34.97-	25.71-
UNKNOWN	1993	1,132	10.39	\$1,083,406	\$957
	1992	1,211	10.74	\$1,021,621	\$844
	PERCENT OF CHANGE	6.52-	3.26-	6.05+	13.39+
TOTAL	1993	10,891	100.00	\$10,744,105	\$987
	1992	11,279	100.00	\$10,700,160	\$949
	PERCENT OF CHANGE	3.44-		.41+	4.00+

# LARCENY THEFT

## DEFINITION

*Larceny Theft is the unlawful taking or stealing of articles of value without the use of force, violence or fraud. It includes crimes such as shoplifting, pocket-picking, purse-snatching, thefts from autos, and the theft of auto parts and accessories. Motor Vehicle Theft is excluded from this category for crime reporting purposes, inasmuch as it is a separate Crime Index Offense.*

*Larceny offenses cleared by police are dramatically affected by the nature of the crime. As with other Non-Violent Crimes, opportunity and stealth, working in favor of the perpetrator and against police detection, reduce solutions for this offense.*

*As with other offenses against property, Larceny is primarily a crime of opportunity. Types of larceny will differ in volume depending upon the opportunity for theft offered in a given area.*

*When the average value is applied to the reported crimes in this category, the dollar loss to victims was \$400. It is true that a portion of goods stolen was recovered and returned to the victims, but the relatively low percentage of crimes cleared by arrest, and the lack of specific identification characteristics on such property indicates these recoveries will not materially reduce the overall loss. In addition, many offenses in this category, particularly where the value of goods is small, never come to police attention.*

## LARCENY THEFT SUMMARY

1993

- A total of 28,413 Larceny Theft offenses were reported for 1993.
- Larceny Theft comprised 67.3 percent of the total for the Non-Violent Crime category and 66.0 percent of the total Crime Index Offenses.
- July recorded the highest number of Larcenies with 2,572 offenses.
- There were 1,563.5 Larceny Thefts per 100,000 population in West Virginia.
- Larceny Thefts from automobiles accounted for 7,642 (26.9 %) of the total offenses.
- The total dollar value for Larceny Theft offenses was \$ 11,360,362, an average of \$ 400 for each offense; of the total offenses 10,801 were \$200 and over in value.
- A total of 5,547 Larceny Thefts were cleared by arrest or exceptional clearance, a clearance rate of 19.5 percent. Adults were involved in 4,267 of the clearances.
- There were 5,753 persons arrested for Larceny Theft offenses; 3,898 of those arrested were males, 1,561 were under 18, and 4,837 were white.

# LARCENY/THEFT

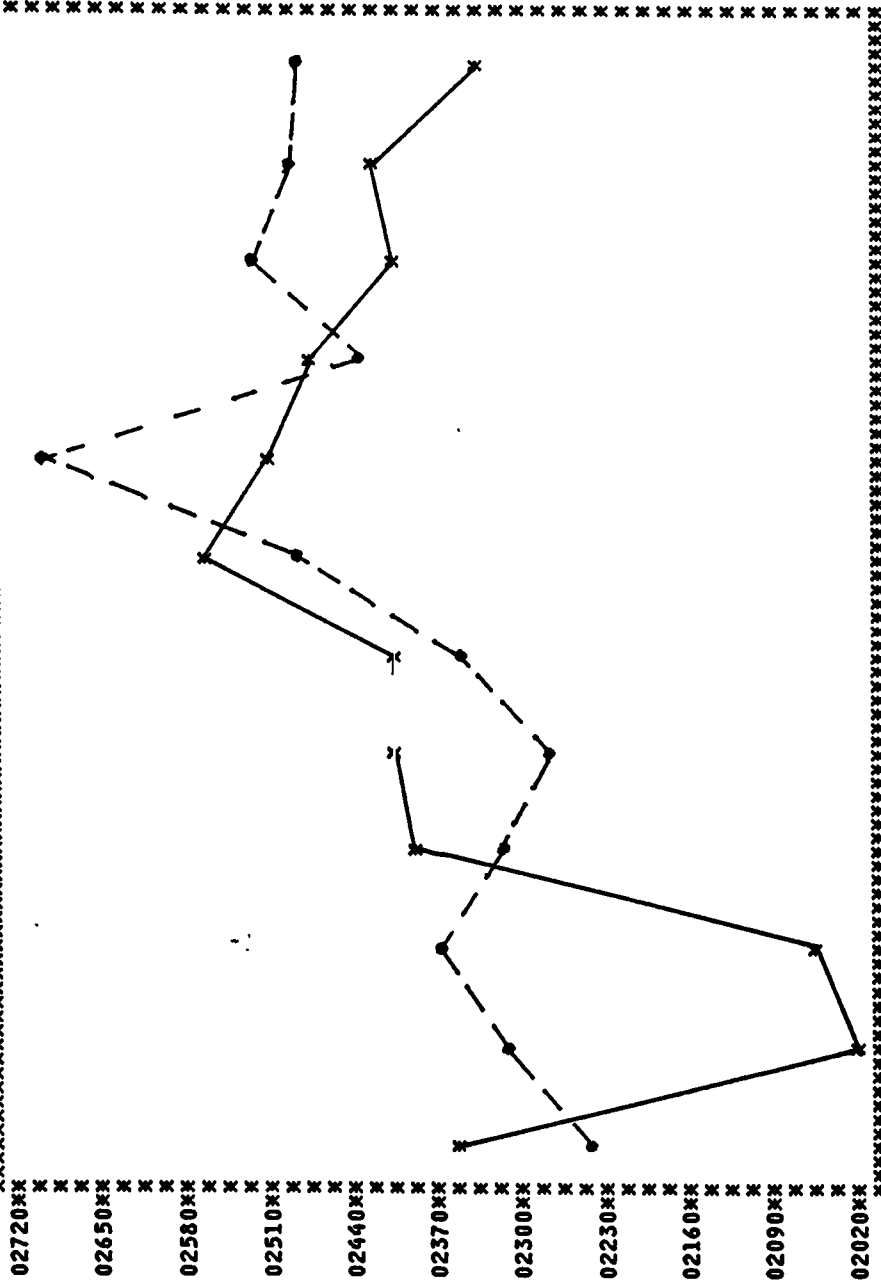
January - December  
1993, 1992

```

*****
* CRIME * OFF * CLEARED *
* RATE * TOT * ADULT * JUVEN *
* (1,000) * * * * *
* JAN * FEB * MAR * APR * MAY * JUN * JUL * AUG * SEP * OCT * NOV * DEC *
* 2358 * 2021 * 2070 * 2395 * 2415 * 2407 * 2572 * 2515 * 2475 * 2415 * 2429 * 2341 *
* 2254 * 2328 * 2383 * 2326 * 2297 * 2357 * 2502 * 2216 * 2400 * 2543 * 2505 *
* 104 * 307 * 313 * 69 * 118 * 50 * 70 * 201 * 35 * 128 * 76 *
* 4.6 * 13.2 * 13.1 * 3.0 * 5.1 * 2.1 * 2.8 * 7.4 * 1.4 * 5.0 * 3.0 *
* 1.1 * 1.1 * 1.1 * 1.1 * 1.1 * 1.1 * 1.1 * 1.1 * 1.1 * 1.1 * 1.1 *
* 2.6 * 4.4 * 13.7 * 3.0 *
*****

```

PERIOD 1 93  
PERIOD 2 92  
NUMERICAL CHANGE  
PERCENT CHANGE



PERIOD 1 \*  
PERIOD 2 ● ---

EACH VERTICAL LINE OF  
REPRESENTS A VALUE OF  
17.50

1993 LARCENY/THEFT CRIME RATE BY COUNTY

OBS	COUNTY	LARCENY	CRIME RATE	POP
1	WEBSTER	11	1.0457	10519
2	RITCHIE	14	1.3780	10159
3	DODDRIDGE	10	1.3986	7150
4	SUMMERS	41	2.8807	14232
5	MONROE	40	2.9324	13639
6	CALHOUN	24	3.0062	7983
7	CLAY	32	3.1693	10096
8	MCDOWELL	109	3.1763	34315
9	POCAHONTAS	29	3.2007	9060
10	GRANT	36	3.3534	10735
11	BARBOUR	75	4.7175	15897
12	PENDLETON	40	4.9664	8054
13	WYOMING	147	4.9965	29413
14	WIRT	27	5.0655	5330
15	LINCOLN	122	5.5913	21817
16	ROANE	90	5.9184	15205
17	PRESTON	176	5.9418	29617
18	BRAXTON	80	6.0752	13167
19	BOONE	163	6.1109	26672
20	LEWIS	109	6.2631	17403
21	GREENBRIER	221	6.4090	34477
22	PLEASANTS	51	6.7167	7593
23	TYLER	81	6.8737	11783
24	TAYLOR	105	6.8985	15220
25	MINGO	242	7.1584	33805
26	JACKSON	191	7.2714	26265
27	WAYNE	276	7.2892	37852
28	TUCKER	58	7.4252	7811
29	HARDY	86	7.5783	11348
30	BROOKE	190	8.1263	23377
31	HAMPSHIRE	145	8.2490	17577
32	LOGAN	357	8.2538	43251
33	WETZEL	148	8.5056	17398
34	NICHOLAS	236	8.6895	27155
35	MORGAN	114	8.8669	12856
36	MASON	235	9.3741	25064
37	MINERAL	276	10.1706	27135
38	HANCOCK	409	10.5113	38903
39	GILMER	83	11.0091	7539
40	MARSHALL	463	12.3158	37585
41	RANDOLPH	365	12.8881	28317
42	MERCER	851	12.9948	65462
43	FAYETTE	644	13.1698	48894
44	UPSHUR	306	13.2039	23170
45	OHIO	668	13.2331	50469
46	PUTNAM	620	13.9252	44505
47	JEFFERSON	533	14.0765	37860
48	HARRISON	996	14.1332	70467
49	MARION	835	14.4204	57896
50	WOOD	1489	16.9150	88023
51	RALEIGH	2137	27.4391	77863
52	MONONGALIA	2224	28.5117	77972
53	KANAWHA	6193	29.4787	209795
54	BERKELEY	1927	30.3502	63461
55	CABELL	3283	32.3704	101389

\*Crime Rate Calculated per 1,000 population.

**1993 LARCENY THEFT CRIME RATE IN CLASS I CITIES**

OBS	AGID	LARCENY	CRIME RATE	POP
1	HUNTINGTON	2259	41.4978	54422
2	CHARLESTON	4238	73.7836	57430

\*Class I Cities are in excess of 50,000 population.

\*Crime Rate Calculated per 1,000 population.

**1993 LARCENY THEFT CRIME RATE IN CLASS II CITIES**

OBS	AGID	LARCENY	CRIME RATE	POP
1	WEIRTON	288	13.0810	22015
2	WHEELING	557	16.1808	34421
3	BLUEFIELD	249	19.4245	12818
4	CLARKSBURG	365	20.2100	18059
5	SOUTH CHARLESTON	304	22.2072	13689
6	ST. ALBANS	257	23.3202	11020
7	PARKERSBURG	820	24.2146	33854
8	VIENNA	274	24.8271	11036
9	MOUNDSVILLE	278	25.5232	10892
10	FAIRMONT	614	29.9325	20512
11	MORGANTOWN	1008	37.5480	26841
12	MARTINSBURG	927	62.5818	14811
13	BECKLEY	1175	64.4840	18219

\*Class II Cities are 10,000 to 49,999 in population.

\*Crime Rate Calculated per 1,000 population.

**1993 LARCENY THEFT CRIME RATE IN CLASS III CITIES**

OBS	AGID	LARCENY	CRIME RATE	POP
1	RICHWOOD	2	0.7275	2749
2	BETHLEHEM	2	0.7631	2621
3	HINTON	6	1.7113	3506
4	FAYETTEVILLE	4	1.8075	2213
5	MULLENS	7	3.3848	2068
6	WESTON	19	3.8129	4983
7	WHITE SULPHUR SPRINGS	11	3.9201	2806
8	01201	12	4.8919	2453
9	LOGAN	12	5.4005	2222
10	MADISON	18	5.7197	3147
11	RAVENSWOOD	27	6.4716	4172
12	SALEM	16	7.1301	2244
13	MANNINGTON	17	7.8232	2173
14	ST. MARYS	17	7.9179	2147
15	MCMECHEN	17	8.1809	2078
16	KINGWOOD	27	8.2239	3283
17	PHILIPPI	30	9.6525	3108
18	MONTGOMERY	22	9.9772	2205
19	MILTON	27	12.1130	2229
20	CHESTER	36	12.2782	2932
21	SHINNSTON	34	13.1322	2589
22	LEWISBURG	54	14.0438	3845
23	GRAFTON	79	14.1805	5571
24	PADEN CITY	41	14.6165	2805
25	WELLSBURG	53	15.7410	3367
26	WELCH	48	16.2490	2954
27	FOLLANSBEE	56	16.9954	3295
28	NITRO	120	17.4264	6886
29	NEW MARTINSVILLE	119	17.5537	6779
30	WILLIAMSON	72	17.6206	4086



**1993 LARCENY THEFT CRIME RATE IN CLASS III CITIES**

<b>OBS</b>	<b>AGID</b>	<b>LARCENY</b>	<b>CRIME RATE</b>	<b>POP</b>
31	SPENCER	42	18.1738	2311
32	SUMMERSVILLE	60	20.0262	2996
33	PT. PLEASANT	98	20.0322	4892
34	RIPLEY	67	21.7174	3085
35	HURRICANE	109	21.9668	4962
36	CEREDO	53	26.4205	2006
37	KEYSER	156	26.4264	5903
38	01401	58	28.0192	2070
39	KENOVA	106	28.3264	3742
40	ELKINS	222	29.0953	7630
41	MOOREFIELD	65	29.5990	2196
42	RANSON	90	31.1958	2885
43	BUCKHANNON	189	31.8011	5943
44	WILLIAMSTOWN	92	31.8670	2887
45	DUNBAR	291	33.6600	8645
46	OAK HILL	256	37.4630	6833
47	WESTOVER	174	41.5669	4186
48	BRIDGEPORT	299	43.5523	6865
49	PRINCETON	323	44.9648	7183
50	CHARLES TOWN	152	45.9481	3308
51	BARBOURSVILLE	280	98.4508	2844

**\*Class III Cities are 2,000 to 9,999 in population.**

**\*Crime Rate Calculated per 1,000 population.**

**I, II, and III City Populations provided by the United States Census Bureau.**

# LARCENY/THEFT

Value of Property Stolen  
January - December  
1993, 1992

CLASSIFICATION	PERCENT OF CHANGE	NUMBER OF OFFENSES	PERCENT OF DISTRIBUTION	TOTAL VALUES (DOLLARS)	AVERAGE VALUES (DOLLARS)
POCKET-PICKETING	1993 1992	120 94	.62 .52	\$29,725 \$21,647	\$248 \$230
	PERCENT OF CHANGE	27.66+	31.25+	37.52+	7.83+
PURSE-SNATCHING	1993 1992	234 249	.82 .85	\$51,081 \$85,465	\$218 \$343
	PERCENT OF CHANGE	6.02-	3.53-	40.23-	36.44-
CARGO THEFTS	1993 1992	111 133	.39 .46	\$230,917 \$157,896	\$2,080 \$1,187
	PERCENT OF CHANGE	16.54-	15.22-	46.25+	75.23+
SHOPLIFTING	1993 1992	5,020 5,392	17.67 18.47	\$307,388 \$276,093	\$61 \$51
	PERCENT OF CHANGE	6.90-	4.33-	11.33+	19.61+
FROM AUTOS	1993 1992	7,642 7,555	26.90 25.88	\$3,186,862 \$5,323,594	\$417 \$440
	PERCENT OF CHANGE	1.15+	3.94+	4.11-	5.23-
AUTO PARTS AND ACCESSORIES	1993 1992	2,335 2,820	8.22 9.66	\$682,573 \$849,060	\$292 \$301
	PERCENT OF CHANGE	17.20-	14.91-	19.61-	2.99-
BICYCLES	1993 1992	1,388 1,377	4.89 4.72	\$267,465 \$283,734	\$193 \$206
	PERCENT OF CHANGE	.80+	3.60+	5.73-	6.31-
FROM BUILDINGS	1993 1992	3,695 3,517	13.01 12.05	\$2,289,067 \$2,353,047	\$620 \$669
	PERCENT OF CHANGE	5.06+	7.97+	2.72-	7.32-
COIN OPERATED MACHINES	1993 1992	255 360	.90 1.23	\$63,031 \$79,373	\$247 \$220
	PERCENT OF CHANGE	29.17-	26.83-	20.59-	12.27+
LIVE STOCK	1993 1992	75 72	.26 .25	\$44,227 \$60,309	\$590 \$838
	PERCENT OF CHANGE	4.17+	4.00+	26.67-	29.59-
ALL OTHER	1993 1992	7,534 7,627	26.52 26.12	\$4,208,026 \$4,829,713	\$559 \$633
	PERCENT OF CHANGE	1.22-	1.53+	12.87-	11.69-
TOTAL	1993 1992	28,409 29,196	100.00 100.00	\$11,360,362 \$12,319,931	\$400 \$422
	PERCENT OF CHANGE	2.70-		7.79-	5.21-

# MOTOR VEHICLE THEFT

## DEFINITION

*In Uniform Crime Reporting, Motor Vehicle Theft includes all thefts of a motor vehicle. This includes all vehicles which can be registered as a motor vehicle in this State. This definition excludes taking a motor vehicle for temporary use, such as family situation or unauthorized use by others having lawful access to the vehicle, such as chauffeurs, etc.*

*The crime of Motor Vehicle Theft has been labeled primarily as a crime of opportunity. The youthful offender finds the motor vehicle easily accessible for transportation for any purpose. The remaining thefts are mainly for the purpose of resale, theft of parts and for use in committing other crimes.*

## MOTOR VEHICLE THEFT SUMMARY 1993

- A total of 2,938 Motor Vehicle Theft offenses were reported in 1993.
- Motor Vehicle Theft comprised 7.0 percent of the total for the Non-Violent Crime category and 6.4 percent of the total Crime Index Offenses.
- August recorded the highest number of Motor Vehicle Thefts with 333 offenses.
- There were 161.5 Motor Vehicle Thefts per 100,000 population in West Virginia.
- The total dollar value for Motor Vehicle Theft offenses was \$ 15,976,727, an average of \$ 5,438 for each offense.
- A total of 553 Motor Vehicle Thefts were cleared by arrest or exceptional clearance, a clearance rate of 18.8 percent.
- Adults were involved in 396 of the clearances.
- There were 497 persons arrested for Motor Vehicle Theft offenses; 422 of those arrested were males, 220 were under 18, and 435 were white.

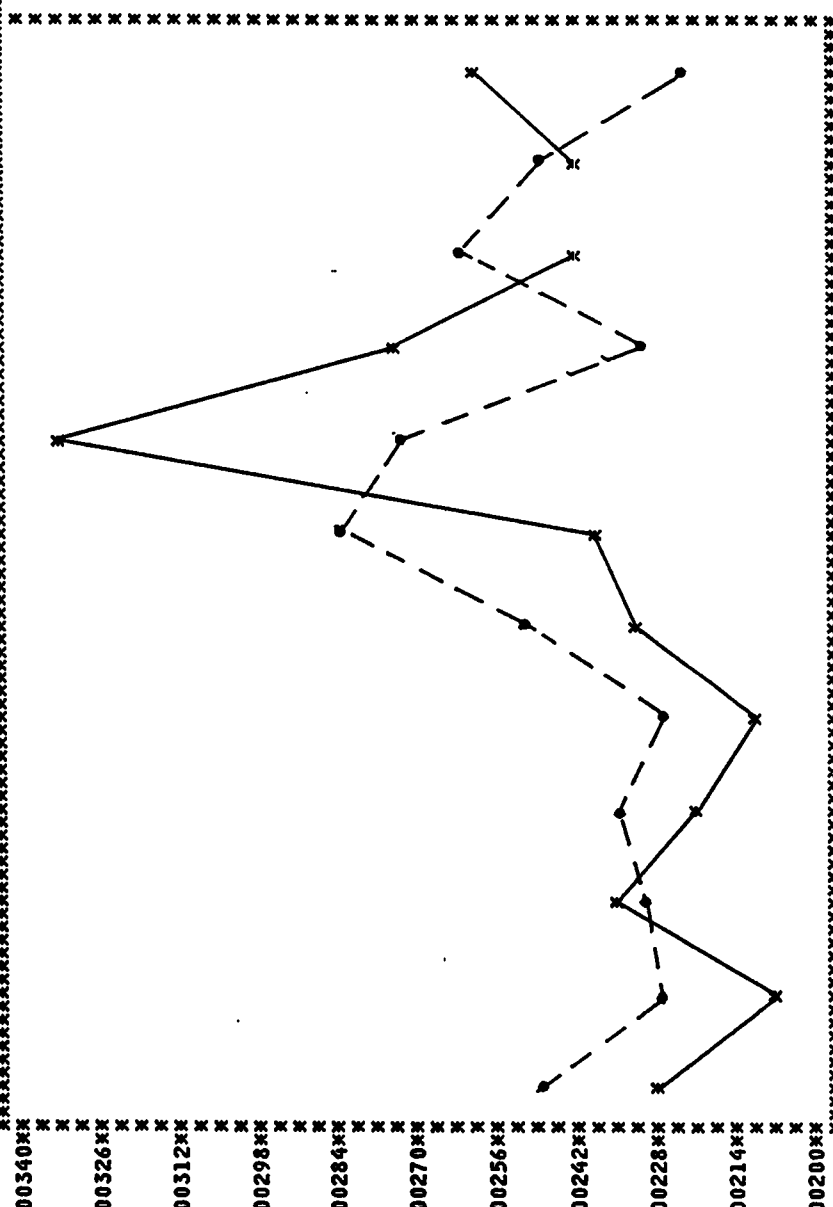
### MOTOR VEHICLE THEFT BY TYPE OF MOTOR VEHICLE JANUARY - DECEMBER 1993

TYPE OF MOTOR VEHICLE	NUMBER OF OFFENSES	PERCENT DISTRIBUTION
AUTO	1,822	62.0 %
TRUCKS & BUSES	612	20.8 %
OTHER VEHICLES	504	17.2 %

# MOTOR VEHICLE THEFT

January - December  
1993, 1992

PERIOD 1 93		PERIOD 2 92		NUMERICAL CHANGE		PERCENT CHANGE										
JAN	FEB	MAR	APR	MAY	JUN	JUL	AUG	SEP	OCT	NOV	DEC	TOI	RATE	(1,000)	ADULT	JUVE
231	207	234	221	212	233	239	335	274	245	245	261	2938	1.59	396	157	
249	229	234	228	254	285	285	275	234	245	252	225	2966	1.63	379	143	
18	22	3+	15	16	21	46	58	40	20	7	36	28	.04	17	14	
7.2	9.6	1.5	6.4	7.0	8.3	16.1	21.1	17.1	7.5	2.8	16.0	19.9	2.5	4.5	9.8	



**1993 MOTOR VEHICLE THEFT CRIME RATE BY COUNTY**

OBS	COUNTY	MOTORVEH	CRIME RATE	POP
1	WEBSTER	1	0.09506	10519
2	SUMMERS	2	0.14052	14232
3	WIRT	1	0.18761	5330
4	PLEASANTS	2	0.26340	7593
5	DODDRIDGE	2	0.27972	7150
6	RITCHIE	3	0.29529	10159
7	GRANT	4	0.37260	10735
8	BARBOUR	7	0.44030	15897
9	BRAXTON	6	0.45564	13167
10	GREENBRIER	17	0.49300	34477
11	GILMER	4	0.53056	7539
12	POCAHONTAS	5	0.55185	9060
13	BROOKE	13	0.55601	23377
14	LEWIS	10	0.57460	17403
15	MONROE	8	0.58648	13639
16	PRESTON	18	0.60768	29617
17	CALHOUN	5	0.62630	7983
18	WETZEL	12	0.68964	17398
19	TAYLOR	11	0.72270	15220
20	MINERAL	20	0.73700	27135
21	JEFFERSON	28	0.73948	37860
22	PENDLETON	6	0.74496	8054
23	TYLER	9	0.76374	11783
24	UPSHUR	18	0.77670	23170
25	HAMPSHIRE	14	0.79646	17577
26	JACKSON	23	0.87561	26265
27	MCDOWELL	32	0.93248	34315
28	HARDY	11	0.96932	11348
29	PUTNAM	44	0.98824	44505
30	CLAY	11	1.08944	10096
31	RANDOLPH	31	1.09461	28317
32	HARRISON	79	1.12101	70467
33	HANCOCK	45	1.15650	38903
34	MASON	29	1.15681	25064
35	ROANE	18	1.18368	15205
36	WYOMING	35	1.18965	29413
37	WOOD	105	1.19280	88023
38	MORGAN	16	1.24448	12856
39	NICHOLAS	34	1.25188	27155
40	MARION	75	1.29525	57896
41	FAYETTE	65	1.32925	48894
42	TUCKER	11	1.40822	7811
43	MARSHALL	56	1.48960	37585
44	LINCOLN	36	1.64988	21817
45	WAYNE	63	1.66383	37852
46	MERCER	111	1.69497	65462
47	RALEIGH	145	1.86180	77863
48	LOGAN	81	1.87272	43251
49	OHIO	105	2.08005	50469
50	MONONGALIA	163	2.08966	77972
51	MINGO	71	2.10018	33805
52	CABELL	217	2.13962	101389
53	BERKELEY	158	2.48850	63461
54	BOONE	69	2.58681	26672
55	KANAWHA	773	3.67948	209795

\*Crime Rate Calculated per 1,000 population.

1993 MOTOR VEHICLE THEFT CRIME RATE IN CLASS I CITIES

OBS.	AGID	MOTORVEH	CRIME RATE	POP
1	HUNTINGTON	136	2.49832	54422
2	CHARLESTON	454	7.90414	57430

\*Class I Cities are in excess of 50,000 population.

\*Crime Rate Calculated per 1,000 population.

1993 MOTOR VEHICLE THEFT CRIME RATE IN CLASS II CITIES

OBS	AGID	MOTORVEH	CRIME RATE	POP
1	VIENNA	6	0.54366	11036
2	BLUEFIELD	13	1.01413	12818
3	FAIRMONT	29	1.41375	20512
4	WEIRTON	32	1.45344	22015
5	CLARKSBURG	27	1.49499	18059
6	MORGANTOWN	50	1.86250	26841
7	ST. ALBANS	21	1.90554	11020
8	PARKERSBURG	66	1.94898	33854
9	WHEELING	88	2.55640	34421
10	SOUTH CHARLESTON	36	2.62980	13689
11	MOUNDSVILLE	34	3.12154	10892
12	BECKLEY	64	3.51232	18219
13	MARTINSBURG	65	4.38815	14811

\*Class II Cities are 10,000 to 49,999 in population.

\*Crime Rate Calculated per 1,000 population.

1993 MOTOR VEHICLE THEFT CRIME RATE IN CLASS III CITIES

OBS	AGID	MOTORVEH	CRIME RATE	POP
1	BETHLEHEM	0	0.00000	2621
2	HINTON	0	0.00000	3506
3	FAYETTEVILLE	0	0.00000	2213
4	WHITE SULPHUR SPRINGS	0	0.00000	2806
5	ST. MARYS	0	0.00000	2147
6	MONTGOMERY	0	0.00000	2205
7	SHINNSTON	0	0.00000	2589
8	RIPLEY	1	0.32414	3085
9	RICHWOOD	1	0.36376	2749
10	01201	1	0.40766	2453
11	MANNINGTON	1	0.46019	2173
12	MULLENS	1	0.48355	2068
13	CEREDO	1	0.49850	2006
14	FOLLANSBEE	2	0.60698	3295
15	PHILIPPI	2	0.64350	3108
16	CHESTER	2	0.68212	2932
17	WILLIAMSTOWN	2	0.69276	2887
18	GRAFTON	4	0.71800	5571
19	WESTON	4	0.80272	4983
20	KEYSER	5	0.84700	5903
21	SALEM	2	0.89126	2244
22	KINGWOOD	3	0.91377	3283
23	RAVENSWOOD	4	0.95876	4172
24	MCMECHEN	2	0.96246	2078
25	01401	2	0.96618	2070
26	WILLIAMSON	4	0.97892	4086
27	HURRICANE	6	1.20918	4962
28	MADISON	4	1.27104	3147
29	SPENCER	3	1.29813	2311
30	LENISBURG	5	1.30035	3845

**1993 MOTOR VEHICLE THEFT CRIME RATE IN CLASS III CITIES**

<b>OBS</b>	<b>AGID</b>	<b>MOTORVEH</b>	<b>CRIME RATE</b>	<b>POP</b>
31	ELKINS	10	1.31060	7630
32	NEW MARTINSVILLE	9	1.32759	6779
33	SUMMERSVILLE	4	1.33508	2996
34	BUCKHANNON	8	1.34608	5943
35	PADEN CITY	4	1.42600	2805
36	PT. PLEASANT	7	1.43087	4892
37	NITRO	11	1.59742	6886
38	MILTON	4	1.79452	2229
39	MOOREFIELD	4	1.82148	2196
40	DUNBAR	17	1.96639	8645
41	WELCH	6	2.03112	2954
42	BRIDGEPORT	14	2.03924	6865
43	WELLSBURG	7	2.07900	3367
44	WESTOVER	9	2.15001	4186
45	LOGAN	5	2.25020	2222
46	CHARLES TOWN	8	2.41832	3308
47	PRINCETON	18	2.50578	7183
48	RANSON	8	2.77296	2885
49	OAK HILL	19	2.78046	6833
50	KENOVA	11	2.93953	3742
51	BARBOURSVILLE	15	5.27415	2844

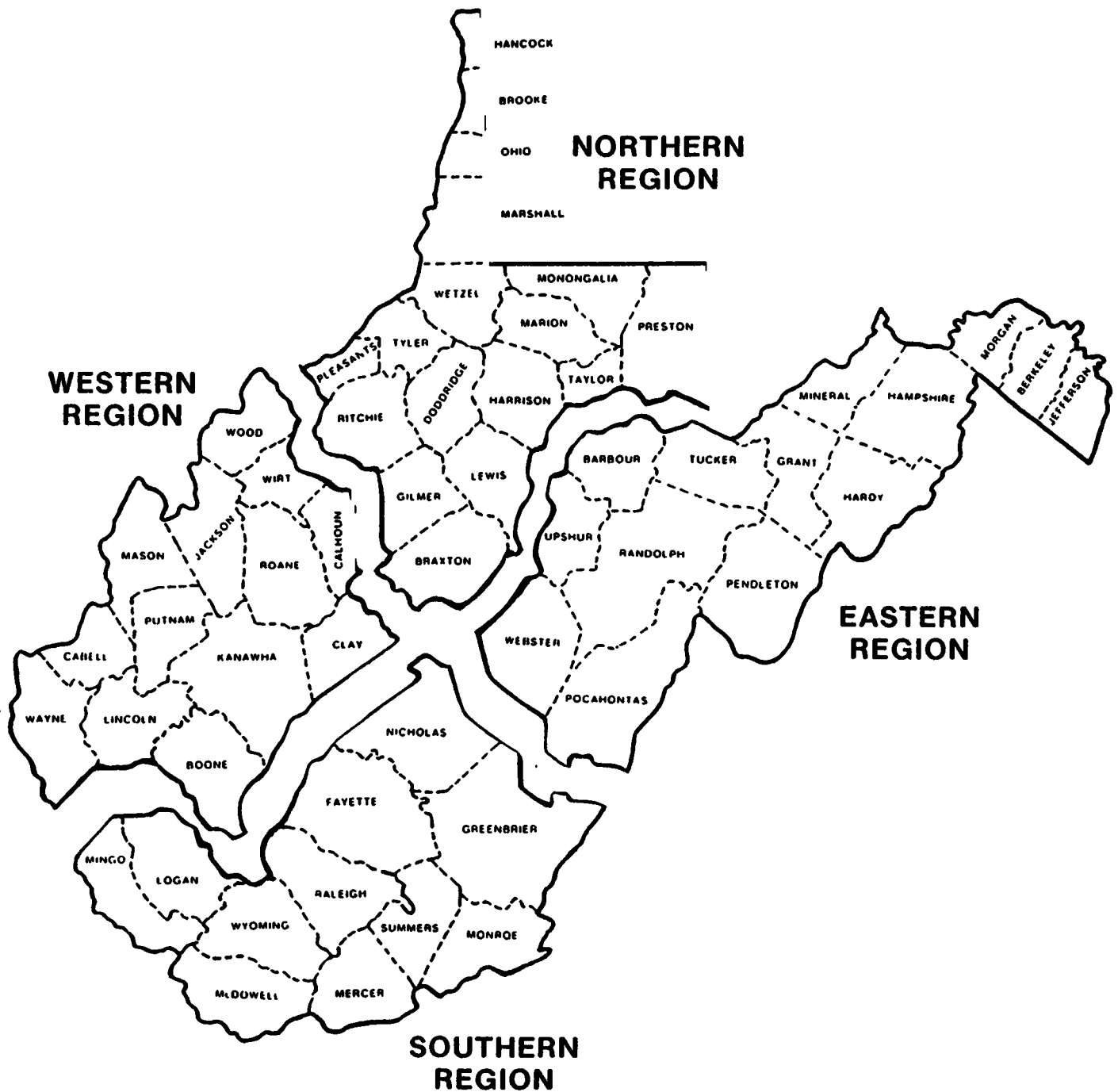
\*Class III Cities are 2,000 to 9,999 in population.

\*Crime Rate Calculated per 1,000 population.

I, II, and III City Populations provided by the United States Census Bureau.

# 1993

## Regional Crime





# 1993 REGIONAL CRIME DISTRIBUTION

<b>STATE TOTALS</b>	<b>REGIONS</b>			
<b>POPULATION</b>	<b>NORTHERN</b>	<b>SOUTHERN</b>	<b>EASTERN</b>	<b>WESTERN</b>
1,820,000	493,698	422,506	283,800	619,996
<b>% TOTAL</b>	<b>27.1 %</b>	<b>23.2 %</b>	<b>15.6 %</b>	<b>34.1 %</b>
<b>TOTAL OFFENSES</b>				
46,033	10,397	8,682	6,319	20,635
<b>% TOTAL</b>	<b>22.6 %</b>	<b>18.9 %</b>	<b>13.7 %</b>	<b>44.8 %</b>
<b>CRIME RATE 24.86</b>	21.00	20.49	22.24	33.22
<b>MURDER</b>				
126	23	39	17	47
<b>% TOTAL</b>	<b>18.3 %</b>	<b>31.0 %</b>	<b>13.5 %</b>	<b>37.3 %</b>
<b>CRIME RATE 0.07</b>	0.06	0.09	0.06	0.08
<b>RAPE</b>				
364	84	48	38	194
<b>% TOTAL</b>	<b>23.1 %</b>	<b>13.2 %</b>	<b>10.4 %</b>	<b>53.3 %</b>
<b>CRIME RATE 0.20</b>	0.17	0.11	0.13	0.31
<b>ROBBERY</b>				
781	120	139	62	460
<b>% TOTAL</b>	<b>15.4 %</b>	<b>17.8 %</b>	<b>7.9 %</b>	<b>58.9 %</b>
<b>CRIME RATE 0.42</b>	0.24	0.33	0.22	0.74
<b>FELONIOUS ASSAULT</b>				
2,517	517	648	313	1,039
<b>% TOTAL</b>	<b>20.5 %</b>	<b>25.7 %</b>	<b>12.4 %</b>	<b>41.3 %</b>
<b>CRIME RATE 1.36</b>	1.04	1.53	1.10	1.67
<b>BREAKING &amp; ENTERING</b>				
10,894	2,398	2,182	1,558	4,756
<b>% TOTAL</b>	<b>21.9 %</b>	<b>20.0 %</b>	<b>14.3 %</b>	<b>43.7 %</b>
<b>CRIME RATE 5.88</b>	4.84	5.15	5.48	7.66
<b>LARCENY THEFT</b>				
28,413	6,642	5,025	4,001	12,745
<b>% TOTAL</b>	<b>23.4 %</b>	<b>17.7 %</b>	<b>14.1 %</b>	<b>44.9 %</b>
<b>CRIME RATE 15.34</b>	13.42	11.86	14.08	20.52
<b>MOTOR VEHICLE THEFT</b>				
2,938	613	601	330	1,394
<b>% TOTAL</b>	<b>20.9 %</b>	<b>20.5 %</b>	<b>11.2 %</b>	<b>47.4 %</b>
<b>CRIME RATE 1.59</b>	1.24	1.42	1.19	2.24

# WEST VIRGINIA ARREST DATA

1993

The West Virginia Uniform Crime Reporting Program requires the monthly reporting of data concerning persons arrested in the state. A record of total arrest activity for criminal acts in both Part I and Part II classes is received from 238 county, state, and municipal law enforcement agencies and is analyzed and arranged according to age, sex and race of persons arrested. Traffic arrests, except Driving While Intoxicated, are not reported. A total of 59,873 arrests for Part I and Part II criminal offenses were reported during 1993. This was a decrease of 3,677 arrested under the 1992 figure of 63,550. Based on population estimates, there was a statewide rate of 32.33 arrests per 1,000 persons in West Virginia. The arrest rate in 1992 was 34.95.

Since 1992, the number of persons arrested for Part I and Part II offenses has decreased 5.8 percent while the arrest rate has decreased 7.5 percent.

A person is counted on the monthly arrest report each time he or she is arrested or summoned. It should be kept in mind that the volume of arrests may vary from time to time due to the differences in local arrest procedures and policies. It should be noted that a person may be arrested several times during a given month for the same or different offenses. This occurs frequently for such crimes as drunkenness, disorderly conduct and similar offenses. A juvenile is counted as "arrested" when the circumstances are such that if he or she were an adult, an arrest would be counted or when police or other official action beyond a mere interview, warning or admonishment is given.

These arrest figures do not indicate the actual number of individual persons arrested or summoned since, as has been pointed out, one person may be arrested several times during the month. However, arrest information is useful in measuring the extent of law enforcement activity in a given geographical area as well as providing an index for measuring the involvement in criminal acts by the age, sex and race of the perpetrators.

Of all reported arrests for 1993, 15.3 percent were for Part I Offenses (Murder, Forcible Rape, Robbery, Felonious Assault, Breaking & Entering, Larceny Theft and Motor Vehicle Theft). Analysis of Part I arrests indicates that Larceny, as in past years comprised the highest percentage of all arrests of Part I crimes with 62.7 percent. The "Drunkenness" category comprised 20.0 percent of the total arrests for Part II Offenses. There were 10,118 arrests for drunkenness in 1993 compared with 10,162 in 1992, down 0.4 %.

Juveniles were involved in 11.3 percent of the arrests for 1993, compared to 10.3 in 1992. Female arrests were down 10.5 percent from 10,111 arrests in 1992 to 9,052 arrests in 1993.

Arrests by race show that 88.7 percent of the persons arrested were White while 11.2 were Black.

## VIOLENT CRIME

Arrests for crimes of violence (Murder, Rape, Robbery and Felonious Assault) on a statewide basis accounted for 16.4 percent of all arrests for Part I and 2.5 percent of the total arrests for all offenses. A further evaluation indicates that arrests for Felonious Assault were the most frequent, representing 65.8 percent of the total arrests for violent crimes, down from 66.3 % during 1992.

## PROPERTY CRIME

Property crime arrests (Breaking and Entering, Larceny Theft and Motor Vehicle Theft) comprised 83.4 percent of all arrests for Part I offenses and 12.8 percent of all arrests.

The highest percentage of property crime arrests 83.4 percent, occurred in the Larceny Theft category. Larceny Theft arrests decreased 14.8 percent, from 6,751 in 1992 to 5,753 in 1993.

## NARCOTIC DRUG LAW ARRESTS

Information concerning arrests for narcotic drug arrests is collected and analyzed according to specific drug categories. During 1993, a total of 2,216 arrests were made for narcotic drug law violations, an increase of 11.3 percent over 1992. Analysis of individual drug categories showed that the highest percentage of arrests, 52.1 percent, involved possession of marijuana. The lowest percentage of arrests occurred in the sale and manufacture of "other dangerous drugs", amounting to 0.7 percent. Further analysis shows that the arrests for sale/manufacturing of drugs accounted for 25.0 percent and the arrests for possession of drugs represented 75.0 percent.

## GAMBLING ARRESTS

Arrests for gambling offenses during 1993 amounted to 0.11 percent of all reported arrests for Part I and Part II offenses. Of those arrested for gambling, 92.6 percent were males. The highest percentage of arrests for gambling offenses, 24.1 percent occurred in both the 25-29 and 35-39 age category. A total of 54 gambling arrests were reported during 1993, an increase of 50.0 percent from the 1992 figure of 36.

## JUVENILE DISPOSITION DATA

Each police department must provide information regarding the disposition of juveniles arrested by their department. The following summary is provided.

Handled within Department and Released	1,735	(25.7%)
Referred to Juvenile Court or Probation Department	4,801	(71.1%)
Referred to Welfare Agency	64	(0.9%)
Referred to Other Police Agency	40	(0.6%)
Referred to Criminal or Adult Court	<u>111</u>	(1.6%)

**TOTAL**

**6,751**

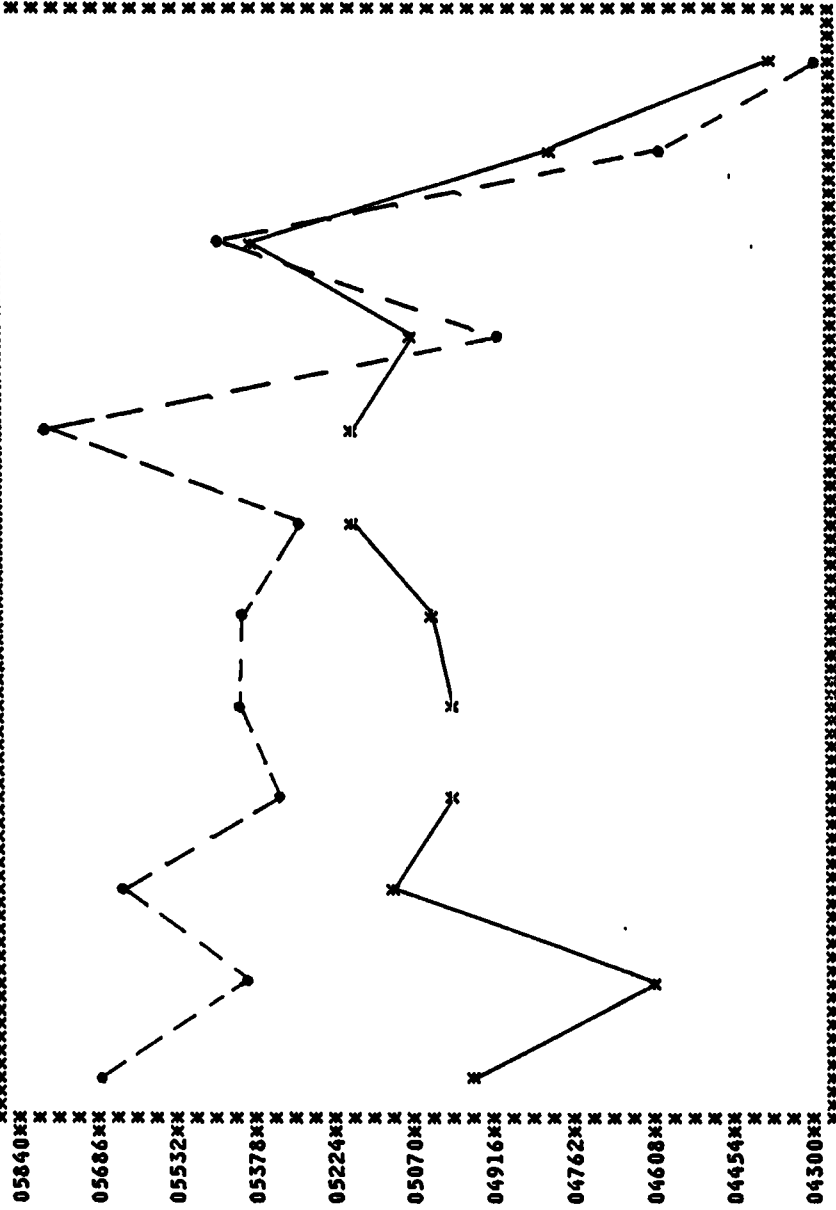
# MONTHLY ARREST TRENDS ARRESTS PART I AND II

January - December  
1993, 1992

```

*****
*****  N U M B E R   O F   A R R E S T S   B Y   M O N T H
*****
*****  J A N   F E B   M A R   A P R   M A Y   J U N   J U L   A U G   S E P   O C T   N O V   D E C   T O T   X ( 1 , 0 0 0 ) * A D U L T * J U V E
*****
*****  4 9 7 7 * 4 6 1 4 * 5 1 1 3 * 4 9 9 7 * 5 0 1 5 * 5 0 5 8 * 5 1 8 9 * 5 2 1 5 * 5 1 0 3 * 5 4 0 1 * 4 8 0 7 * 4 3 8 4 * 5 9 8 7 5 * 3 2 . 3 3 * 5 5 1 1 8 * 6 7 5 5
*****
*****  5 7 2 2 * 5 4 1 8 * 8 0 4 * 5 6 7 7 * 5 3 7 1 * 5 4 2 1 * 5 3 2 6 * 5 8 3 5 * 4 9 3 4 * 5 4 6 5 * 4 6 3 1 * 4 3 0 5 * 6 3 5 5 2 * 3 4 . 9 5 * 5 7 0 0 1 * 6 5 5 1
*****
*****  7 4 5 * 8 0 4 * 1 3 . 0 * 9 * 9 * 9 * 7 . 5 * 7 . 0 * 7 . 5 * 7 . 1 * 2 . 6 * 1 0 . 6 * 6 2 0 * 1 3 7 * 3 8 9 * 1 6 9 * 6 4 * 1 7 6 * 7 9 * 3 6 7 9 * 2 . 6 2 * 3 8 8 3 * 2 0 4 +
*****
*****  1 3 . 0 * 1 4 . 8 * 1 4 . 8 * 9 . 9 * 7 . 5 * 7 . 0 * 7 . 5 * 7 . 1 * 2 . 6 * 1 0 . 6 * 6 2 0 * 1 3 7 * 3 8 9 * 1 6 9 * 6 4 * 1 7 6 * 7 9 * 3 6 7 9 * 2 . 6 2 * 3 8 8 3 * 2 0 4 +
*****
*****  0 5 6 4 0
*****
*****  0 5 6 8 6
*****
*****  0 5 5 3 2
*****
*****  0 5 3 7 8
*****
*****  0 5 2 2 4
*****
*****  0 5 0 7 0
*****
*****  0 4 9 1 6
*****
*****  0 4 7 6 2
*****
*****  0 4 6 0 8
*****
*****  0 4 4 5 4
*****
*****  0 4 3 0 0
*****
*****  C R I M E   R A T E
*****
*****  C R I M E   X   A G E   C A T E G O R Y
*****
*****  P E R I O D   1 *
*****
*****  P E R I O D   2 *
*****
*****  E A C H   V E R T I C A L   L I N E
*****
*****  R E P R E S E N T S   A   V A L U E   O F
*****
*****  3 8 . 5 0
*****

```



# TOTAL WEST VIRGINIA ARRESTS

January - December  
1993, 1992

ARREST CHARGE CLASSIFICATION	1993	1992	PERCENTAGE OF ARRESTS	CRIME RATE PER 1000	PERCENTAGE OF DIST.	CRIME RATE PER 1000
*MURDER	123	107	.21	.06	.17	.05
*MANSLAUGHTER	14	8	.02	.01	.01	.01
*FORCIBLE RAPE	133	206	.22	.07	.32	.11
*ROBBERY	260	271	.43	.14	.43	.14
*FELONIOUS ASSAULT	993	1,148	1.66	.53	1.81	.63
*BREAKING AND ENTERING	1,409	1,630	2.35	.76	2.56	.89
*LARCENY-THEFT	5,753	6,751	9.61	3.10	10.62	3.71
*MOTOR VEHICLE THEFT	497	513	.83	.26	.81	.28
* SUBTOTAL FOR PART I ARRESTS	9,182	10,634	15.34	4.95	16.73	5.84
* OTHER ASSAULTS	6,061	7,249	10.12	3.27	11.41	3.98
*ARSON	132	141	.22	.07	.22	.07
*FORGERY AND COUNTERFEITING	512	441	.86	.27	.69	.24
*FRAUD	4,897	5,870	8.18	2.64	9.24	3.22
*EMBEZZLEMENT	91	106	.15	.04	.17	.05
*STOLEN PROPERTY: BUYING, REC., POSSESSION	454	534	.76	.24	.84	.29
*VANDALISM	1,277	1,590	2.13	.68	2.50	.87
*WEAPONS: CARRYING, POSSESSION, ETC.	1,402	1,430	2.34	.75	2.25	.78
*PROSTITUTION AND COMMERCIALIZED VICE	129	69	.22	.06	.11	.03
*SEX OFFENSES EXCEPT RAPE AND PROSTITUTION	296	353	.49	.15	.56	.19
*NARCOTIC DRUG LAWS	2,216	1,991	3.70	1.19	3.13	1.09
*GAMBLING	54	36	.09	.02	.06	.01
*OFFENSES AGAINST FAMILY AND CHILDREN	189	224	.32	.10	.35	.12
*DRIVING UNDER THE INFLUENCE	9,090	9,182	15.18	4.90	14.45	5.05
*LIQUOR LAWS	1,095	891	1.83	.59	1.40	.49
*DRUNKENNESS	10,118	10,162	16.90	5.46	15.99	5.58
*DISORDERLY CONDUCT	1,969	2,175	3.29	1.06	3.42	1.19
*VAGRANCY	31	22	.05	.01	.03	.01
*ALL OTHER EXCEPT TRAFFIC	9,378	9,306	15.66	5.06	14.64	5.11
*CURFEW AND LOITERING LAWS VIOLATIONS	682	391	.81	.26	.62	.21
*RUNAWAYS	818	753	1.37	.44	1.18	.41
* SUBTOTAL FOR PART II ARRESTS	50,691	52,916	84.66	27.37	83.27	29.10
* TOTAL FOR PART I AND PART II ARRESTS	59,873	63,550	100.00	32.33	100.00	34.95

# TOTAL ARRESTS BY RACE

January - December  
1993, 1992

ARREST CHARGE CLASSIFICATION*	1993		1992	
	WHITE*	BLACK*	WHITE*	BLACK*
*MURDER	97*	26*	91*	16*
*MANSLAUGHTER	13*	1*	8*	1*
*FORCIBLE RAPE	117*	16*	179*	26*
*ROBBERY	176*	84*	192*	79*
*FELONIOUS ASSAULT	819*	171*	935*	211*
*BREAKING AND ENTERING	1295*	111*	1508*	119*
*LARCENY-THEFT	4835*	910*	5738*	1007*
*MOTOR VEHICLE THEFT	435*	62*	461*	48*
* SUBTOTAL FOR PART I ARRESTS	7787*	1381*	9112*	1506*
*OTHER ASSAULTS	5218*	841*	6265*	982*
*KIDNAPING	122*	10*	137*	3*
*FORGERY AND COUNTERFEITING	460*	52*	409*	32*
*FRAUD	4330*	564*	5234*	635*
*EMBEZZLEMENT	85*	6*	98*	8*
*STOLEN PROPERTY: BUYING, REC., POSSESSION	365*	89*	460*	74*
*VANDALISM	1158*	119*	1449*	135*
*WEAPONS: CARRYING, POSSESSION, ETC.	1198*	203*	1235*	192*
*PROSTITUTION AND COMMERCIALIZED VICE	104*	25*	52*	17*
*SEX OFFENSES EXCEPT RAPE AND PROSTITUTION	281*	15*	323*	30*
*NARCOTIC DRUG LAWS	1591*	620*	1494*	495*
*GAMBLING	50*	4*	34*	2*
*OFFENSES AGAINST FAMILY AND CHILDREN	181*	7*	214*	10*
*DRIVING UNDER THE INFLUENCE	8738*	340*	8876*	297*
*LIQUOR LAWS	960*	131*	806*	84*
*DRUNKENNESS	960*	704*	9422*	724*
*DISORDERLY CONDUCT	1572*	393*	1761*	410*
*VAGRANCY	27*	4*	22*	1*
*ALL OTHER EXCEPT TRAFFIC	8327*	1047*	8400*	900*
*CURFEW AND LOITERING LAWS VIOLATIONS	414*	67*	299*	92*
*RUNAWAYS	732*	86*	692*	61*
* SUBTOTAL FOR PART II ARRESTS	45319*	5324*	47682*	5183*
* TOTAL FOR PART I AND PART II ARRESTS	53106*	6705*	56794*	6689*

# TOTAL ARRESTS BY SEX

January - December  
1993, 1992

ARREST CHARGE CLASSIFICATION	1993				1992			
	MALE ARRESTS	PERCENT MALE	FEMALE ARRESTS	PERCENT FEMALE	MALE ARRESTS	PERCENT MALE	FEMALE ARRESTS	PERCENT FEMALE
*MURDER	110	89.43	13	10.57	97	90.65	10	9.35
*MANSLAUGHTER	14	100.00			8	100.00		
*FORCIBLE RAPE	130	97.74	3	2.26	203	98.54	3	1.46
*ROBBERY	233	89.62	27	10.38	247	91.14	24	8.86
*FELONIOUS ASSAULT	905	91.14	88	8.86	1,016	88.50	132	11.50
*BREAKING AND ENTERING	1,317	93.47	92	6.53	1,530	93.87	100	6.13
*LARCENY-THEFT	3,898	67.76	1,855	32.24	4,697	69.57	2,054	30.43
*MOTOR VEHICLE THEFT	422	84.91	75	15.09	449	87.52	64	12.48
* SUBTOTAL FOR PART I ARRESTS	7,029	76.55	2,153	23.45	8,247	77.55	2,387	22.45
*OTHER ASSAULTS	5,166	85.23	895	14.77	5,980	82.49	1,269	17.51
*ARSON	120	90.91	12	9.09	126	89.36	15	10.64
*FORGERY AND COUNTERFEITING	327	63.87	185	36.13	293	66.66	148	33.56
*FRAUD	2,416	49.34	2,481	50.66	2,868	48.86	3,002	51.14
*EMBEZZLEMENT	56	61.54	35	38.46	60	56.60	46	43.40
*STOLEN PROPERTY: BUYING, REC., POSSESSION	373	82.16	81	17.84	459	85.96	75	14.08
*VANDALISM	1,143	89.51	134	10.49	1,382	86.92	208	13.08
*WEAPONS: CARRYING, POSSESSION, ETC.	1,285	91.65	117	8.35	1,289	90.14	141	9.86
*PROSTITUTION AND COMMERCIALIZED VICE	55	42.64	74	57.36	24	34.78	45	65.22
*SEX OFFENSES EXCEPT RAPE AND PROSTITUTION	284	95.95	12	4.05	333	94.33	20	5.67
*NARCOTIC DRUG LAWS	1,928	87.00	288	13.00	1,714	86.09	277	13.91
*GAMBLING AGAINST FAMILY AND CHILDREN	50	92.59	4	7.41	30	83.33	6	16.67
*OFFENSES AGAINST FAMILY AND CHILDREN	146	77.25	43	22.75	174	77.68	50	22.32
*DRIVING UNDER THE INFLUENCE	8,045	88.50	1,045	11.50	8,159	88.86	1,023	11.14
*LIQUOR LAWS	908	82.92	187	17.08	9,792	88.89	99	1.11
*DUI/DWI	9,305	91.96	813	8.04	9,302	91.54	860	8.46
*DISORDERLY CONDUCT	1,666	84.61	303	15.39	1,831	84.18	344	15.82
*DISORDERLY CONDUCT	27	87.10	4	12.90	11	50.00	11	50.00
*VAGRANCY	7,589	80.92	1,789	19.08	7,344	78.92	1,962	21.08
*ALL OTHER EXCEPT TRAFFIC	373	77.39	109	22.61	312	79.80	79	20.20
*CURFEW AND LOITERING LAWS VIOLATIONS	377	46.09	441	53.91	322	42.76	431	57.24
* SUBTOTAL FOR PART II ARRESTS	41,639	82.14	9,052	17.86	42,805	80.89	10,111	19.11
* TOTAL FOR PART I AND PART II ARRESTS	48,668	81.29	11,205	18.71	51,052	80.33	12,498	19.67

# ARRESTS BY AGE

## Persons Under 18 Years of Age

January - December  
1993, 1992

ARREST CHARGE CLASSIFICATION	NUMBER							TOTAL JUVEN 1993	TOTAL JUVEN 1992	PERCENT CHANGE
	10	11	12	13	14	15	16			
MURDER				4	2	2	2	10	7	42.86+
MANSLAUGHTER									1	MM
FORCIBLE RAPE			1	3	1	4	5	14	20	30.00-
ROBBERY			5	7	13	14	16	55	52	5.77+
FELONIOUS ASSAULT	1	3	15	14	18	15	66	88	25.00-	
BREAKING AND ENTERING	2	28	104	100	132	113	479	518	7.53-	
LARCENY THEFT	32	140	429	281	370	309	1561	1599	2.38-	
AUTO THEFT		8	39	55	65	53	220	210	4.76+	
*** SUBTOTAL FOR PART I ARRESTS ***	35	185	601	666	605	513	2405	2495	3.61-	
OTHER ASSAULTS	8	47	131	85	113	111	495	428	15.65+	
HARSON	1	6	15	10	9	5	46	49	6.12-	
FORGERY AND COUNTERFEITING			2	1	6	16	25	30	16.67-	
FRAUD		3	4	4	9	35	55	40	37.50+	
EMBEZZLEMENT								1	MM	
STOLEN PROPERTY: BUYING, RECEIVING, POSSESS.	1	5	11	11	22	23	73	77	5.19-	
VANDALISM	17	56	115	82	77	62	409	378	8.20+	
WEAPONS: CARRYING, POSSESSION, ETC.	1	10	33	31	38	40	161	131	22.90+	
PROSTITUTION AND COMMERCIALIZED VICE				1			1	3	66.67-	
SEX OFFENSES (EXCEPT F/RAPE, PROSTITUTION)	1	3	8	4	4	11	31	26	19.23+	
DRUG ABUSE VIOLATIONS		4	19	38	39	82	182	139	30.94+	
GAMBLING							1		MM	
OFFENSES AGAINST FAMILY AND CHILDREN								4	MM	
DRIVING UNDER THE INFLUENCE			1	2	22	46	71	72	1.39-	
LIQUOR LAWS	2	2	18	15	26	40	103	75	37.33+	
DRUNKENNESS	1	2	27	49	81	93	253	323	21.67-	
DISORDERLY	3	18	39	47	49	67	223	241	7.47-	
EVAGRANCY			3		1	1	5		MM	
ALL OTHER (EXCEPT TRAFFIC)	10	47	210	230	226	195	918	898	2.57+	
CURFEW AND LOITERING LAW VIOLATIONS	6	19	116	110	148	81	480	391	22.76+	
RUNAWAYS	7	38	252	201	203	117	818	753	8.63+	
*** SUBTOTAL FOR PART II ARRESTS ***	58	260	1004	921	1073	1034	4350	4056	7.25+	
*** TOTAL PART I, II ARRESTS ***	93	445	1605	1367	1678	1547	6755	6551	3.11+	

# NARCOTIC DRUG LAW ARRESTS

## Persons Under 18 Years of Age

January - December  
1993, 1992

ARREST CHARGE CLASSIFICATION	NUMBER							TOTAL JUVEN 1993	TOTAL JUVEN 1992	PERCENT CHANGE
	10	11	12	13	14	15	16			
COCAINE, HEROIN, AND THEIR DERIVATIVES				2		3	8	13	19	31.58-
MARIJUANA				3	3	6	7	19	15	26.67+
SYNTHETIC NARCOTICS-MANUFACTURED							1	1		MM
OTHER DANGEROUS NON-NARCOTIC DRUGS			1	1			2	2		.00
*** DRUG POSSESSION SUBTOTAL ***			6	4	9	16	35	36		2.78-
COCAINE, HEROIN, AND THEIR DERIVATIVES				2	10	10	24	46	34	35.29+
MARIJUANA			4	8	21	19	37	89	50	78.00+
SYNTHETIC NARCOTICS-MANUFACTURED				2			1	3	4	25.00-
OTHER DANGEROUS NON-NARCOTIC DRUGS				1	1	1	2	5	15	66.67-
*** DRUG POSSESSION SUBTOTAL ***			4	13	32	30	64	143	105	38.83+
*** DRUG ABUSE VIOLATIONS TOTAL ***			4	19	36	39	80	178	139	28.06+



# ARRESTS BY AGE

## Persons Over 18 Years of Age

January - December  
1993, 1992

ARREST CHARGE CLASSIFICATION	AGE																	TOTAL	TOTAL	PERCENT
	18	19	20	21	22	23	24	25	26	27	28	29	30	31	32	33	34			
MURDER	11	11	7	4	3	10	4	19	13	5	11	3	1	1	1	1	113	100	13.00%	
MANSLAUGHTER	1	1	1					1	3	1	1	1	1	1	1	1	14	7	100.00%	
FORCIBLE RAPE	9	3	2	3	10	6	1	12	29	14	14	5	4	2	2	119	164	56.00%		
ROBBERY	13	13	17	17	7	15	8	37	33	24	12	9	3	1	1	205	219	6.30%		
FELONIOUS ASSAULT	47	40	49	41	30	44	43	107	161	100	70	32	12	15	7	927	1040	12.50%		
BREAKING AND ENTERING	112	109	84	74	63	39	30	17	96	77	36	23	7	6	1	930	1112	16.37%		
BLARCERY THEFT	33	32	24	22	23	10	14	66	97	42	26	10	10	9	7	612	612	10.63%		
WARRANTY THEFT	30	33	25	19	14	16	18	9	3	15	11	2	8	2	1	277	303	8.30%		
NON SUBTOTAL FOR PART I ARRESTS NON	570	536	449	378	391	310	234	1140	913	673	413	230	143	124	67	112	6777	6139	16.73%	
OTHER ASSAULTS	237	279	263	299	276	282	239	100	93	69	44	25	12	7	4	43	354	6821	18.40%	
HARSON	9	6	7	3	4	3	3	11	16	15	1	2	4	1	2	2	84	92	6.52%	
ROBBERY AND COUNTERFEITING	13	29	30	16	10	17	22	104	80	67	42	25	14	4	1	4	407	411	18.49%	
FRAUD	49	99	153	226	204	200	210	930	776	721	330	330	103	93	57	30	4042	5050	16.95%	
EMBEZZLEMENT	3	6	6	3	6	2	7	13	16	8	11	7	4	3	1	9	103	13.33%		
STOLEN PROPERTY BUYING, RECEIVING, POSSESS.	34	23	30	28	23	16	15	72	50	33	21	10	11	5	1	4	381	457	16.63%	
WANDALISM	71	65	50	53	49	39	40	142	139	80	94	27	10	7	3	3	840	1212	20.30%	
WEAPONS CARRYING, POSSESSION, ETC.	51	52	60	56	63	64	36	204	188	132	140	74	45	32	19	20	1241	1299	4.46%	
PROSTITUTION AND COMMERCIALIZED VICE	5	2	3	3	11	4	7	38	14	15	8	4	5	3	1	1	120	66	93.94%	
SEX OFFENSES (EXCEPT F/RAPE, PROSTITUTION)	17	12	17	9	13	4	4	48	39	33	27	13	9	3	1	6	100	263	37.10%	
DRUG ABUSE VIOLATIONS	150	134	120	100	134	92	80	394	350	247	153	57	16	7	4	3	4	2034	1832	9.33%
BOUNTING	1	1						1	2	1	1	1	1	1	1	1	1	1	1.00%	
OFFENSES AGAINST FAMILY AND CHILDREN	4	6	8	6	3	6	13	42	44	26	14	4	7	2	3	1	189	220	14.00%	
DRIVING UNDER THE INFLUENCE	152	209	284	307	383	348	340	1304	1674	1303	933	554	351	202	143	120	9019	9110	1.00%	
LIQUOR LAWS	100	70	79	73	81	52	54	150	126	87	46	29	17	9	9	9	10	992	21.37%	
DRUNKENNESS	321	228	261	311	324	294	314	1402	1404	1442	1066	600	350	264	240	132	9858	9839	.20%	
DISORDERLY	110	101	94	108	98	92	66	320	263	177	134	73	44	20	12	23	1746	1934	9.72%	
EVASION	5	2						7	2	1	2	1	1	1	1	1	26	22	10.10%	
ALL OTHER (EXCEPT TRAFFIC)	417	447	411	413	410	384	388	1333	1437	1049	699	399	244	127	69	79	8440	8418	.20%	
TRUMPET AND LOUVERING LAWS VIOLATIONS																				
WARRANTS																				
NON SUBTOTAL FOR PART II ARRESTS NON	1729	1763	1882	2103	2101	1951	1646	6342	7831	6164	4322	2685	1650	856	610	502	46341	48060	5.16%	
NON TOTAL PART I, II ARRESTS NON	2307	2301	2331	2401	2492	2249	2094	9490	8764	6837	4737	2943	1793	900	788	614	53110	56999	6.61%	

# NARCOTIC DRUG LAW ARRESTS

## Persons Over 18 Years of Age

January - December  
1993, 1992

ARREST CHARGE CLASSIFICATION	AGE																	TOTAL	TOTAL	PERCENT
	18	19	20	21	22	23	24	25	26	27	28	29	30	31	32	33	1993			
OPIMUM, COCAINE AND THEIR DERIVATIVES	13	10	13	14	15	11	10	34	3	24	19	4	2	3	1	205	177	15.82%		
MARIJUANA	4	9	16	11	18	9	8	42	67	35	25	7	3	2	1	237	354	27.40%		
SYNTHETIC NARCOTICS-MANUFACTURED		2	2	2	3					1	3	1				14	23	4.39%		
OTHER DANGEROUS NON-NARCOTIC DRUGS		2	2	2	2											10	6	133.33%		
NON SALE AND MANUFACTURING SUBTOTAL NON	17	23	33	27	36	20	19	84	104	61	47	13	5	5	3	498	560	11.07%		
OPIMUM, COCAINE AND THEIR DERIVATIVES	20	31	24	21	19	15	5	64	37	30	22	8	5	3	1	316	294	7.40%		
MARIJUANA	73	73	99	95	71	66	48	210	191	123	73	31	6	2	1	2	1044	891	19.42%	
SYNTHETIC NARCOTICS-MANUFACTURED	11	4	1	1	3	8	5	26	16	22	4	1				102	91	12.09%		
OTHER DANGEROUS NON-NARCOTIC DRUGS	1	2	2	1	3	2	2	5	8	4	4	3				39	14	176.57%		
NON DRUG POSSESSION SUBTOTAL NON	113	110	84	78	96	71	60	307	252	186	103	43	11	2	1	2	1321	1290	17.91%	
NON DRUG ABUSE VIOLATIONS TOTAL NON	130	133	119	109	132	91	70	301	354	247	190	56	16	7	4	3	2019	1850	9.14%	

# **LAW ENFORCEMENT EMPLOYEE DATA**

## **1993**

The Uniform Crime Reporting Program in West Virginia incorporates the collection of pertinent data relating to law enforcement entities of the state. Information regarding West Virginia law enforcement manpower, distribution, assaults against law enforcement officers and the number of and circumstances surrounding the killing of law enforcement officers are discussed in this section.

This information is submitted monthly by municipal, county and state law enforcement agencies and is published on a semi-annual basis. Specific information concerning the number of law enforcement employees reflects the status as of October 31, 1993 and is limited to municipal, county and state law enforcement agencies reporting to the West Virginia UCR Program.

The determination of police manpower for any given area or municipality should be a subject of serious consideration. Such consideration, however, should be based on the numerous factors which create the need for police services. Some of these factors, discussed elsewhere in this publication relate to size, density of population, geographic location, character and proximity to metropolitan areas. The information in this section relates to reported law enforcement strength and should not be interpreted as recommended strength for any given entity. Such determinations should be made after objectively evaluating the need for police services based on the above factors.

The personnel of each law enforcement agency differ as to the demands and responsibilities placed before them. Many police officers are fully occupied with clerical tasks and are not free to perform active police duties.

### **SWORN OFFICERS**

In 1993, West Virginia had 2,651 sworn law enforcement personnel, compared to the 1992 figure of 2,652. This is a decrease of 1 officer or 0.04 percent in the number of officers in the state. Rates based solely on sworn personnel show that the state average was 1.5 officers per 1,000 inhabitants. Males comprised 96.4 percent of all sworn personnel, while females comprised 3.6 percent.

### **STATE POLICE**

The West Virginia State Police reported a total of 491 officers. This is a decrease of 6.6 percent over last year's figure of 526 officers. The State Police had a rate of 0.4 sworn officers per 1,000 inhabitants (rural population only).

### **MUNICIPAL**

Municipal Police Department reported 1,387 sworn officers, an increase of 1.6 percent over the 1992 figure of 1,365 sworn officers. This is a rate of 2.2 sworn officers for each 1,000 inhabitants (municipal population only).

### **SHERIFF**

County Sheriffs Departments reported a total of 661 sworn officers. This is an increase of 2.3 percent over the 1992 figure of 646. Based on sworn personnel, this is a rate of 0.6 officers per 1,000 inhabitants (rural population only).

### **DEPARTMENT OF NATURAL RESOURCES (DNR)**

The Department of Natural Resources reported 112 sworn officers, a decrease of 2.6 percent over the 1992 figure of 115 officers. These figures reflect a rate of 0.09 sworn officers for each 1,000 inhabitants (rural population only).

# LAW ENFORCEMENT EMPLOYEE DATA

OFFICERS							
AGENCY	MALE		FEMALE		TOTAL		+/-
	1993	1992	1993	1992	1993	1992	
SHERIFF	629	617	32	29	661	646	+2.3 %
MUNICIPAL	1,339	1,314	48	51	1,387	1,365	+1.6 %
DNR	110	114	2	1	112	115	-2.6 %
STATE POLICE	478	512	13	14	491	526	-6.6 %
<b>TOTAL OFFICERS</b>	<b>2,556</b>	<b>2,557</b>	<b>95</b>	<b>95</b>	<b>2,651</b>	<b>2,652</b>	<b>-0.04 %</b>

## CIVILIAN EMPLOYEES

There were 1,066 civilian law enforcement employees employed in the state during 1993. This is a decrease of 3.8 percent over the 1992 total of 1,180. Females comprised 50.8 percent (541), while males made up the remaining 49.2 percent (525).

### STATE POLICE

The West Virginia State Police reported a total of 331 civilian employees. This is an increase of 15.1 percent of the 1992 total of 272.

### MUNICIPAL

Municipal Police Department reported 276 employees. A decrease of 3.5 percent is seen over last year's total of 286 civilians.

### SHERIFF

County Sheriff's Departments reported 471 civilian employees in law enforcement. A decrease of 13.4 percent is seen over the 1992 figure of 544.

### DEPARTMENT OF NATURAL RESOURCES (DNR)

The Department of Natural Resources reported no increase or decrease in the number of employees for 1993. There were 6 law enforcement civilian employees in 1993, as well as 6 in 1992.

CIVILIANS							
AGENCY	MALE		FEMALE		TOTAL		+/-
	1993	1992	1993	1992	1993	1992	
SHERIFF	327	354	144	190	471	544	-13.4 %
MUNICIPAL	99	96	177	190	276	286	-3.5 %
DNR	0	0	6	6	6	6	-0.0 %
STATE POLICE	99	87	214	185	313	272	+15.1 %
<b>TOTAL CIVILIANS</b>	<b>525</b>	<b>537</b>	<b>541</b>	<b>571</b>	<b>1,066</b>	<b>1,108</b>	<b>-3.8 %</b>
<b>GRAND TOTAL (OFFICERS &amp; CIVILIANS)</b>	<b>3,081</b>	<b>3,094</b>	<b>636</b>	<b>666</b>	<b>3,717</b>	<b>3,760</b>	<b>-1.1 %</b>

# LAW ENFORCEMENT OFFICERS KILLED AND ASSAULTED 1993

The killing of a police officer has an effect on society which reaches far beyond the overt act. Such occurrences constitute an immediate threat to the well being of the community and a serious breach of the internal security of the country. Today, a young person who considers a career in law enforcement must also consider the very strong possibility of being killed or assaulted by a member of the very same society he or she is sworn to protect. This deplorable situation should be a subject of serious public concern, for in truth, an attack on a police officer is an attack on society. The violence directed against law enforcement officers acting in the line of duty is clearly demonstrated by the following summary information:

A total of 294 Assaults on Law Enforcement Officers were reported in 1993, of which 45, or 15.3 percent, resulted in personal injury to the officer.

For every 1,000 arrests, there were 4.9 Assaults, and for each 100 sworn officers there were 4.3 Assaults.

Personal weapons (hands, fists, feet, etc.) were used in 265 (90.1 %) of the Assaults.

A total of 273 of the Assaults were cleared, a clearance rate of 92.9 percent.

## POLICE OFFICERS ASSAULTED SUMMARY INFORMATION

January - December 1993 - 1992

IDENTIFIER	POPULATION	INDEX PER 1000 POP	TOTAL	TYPE OF FIREARM	HEAPON INST	CUTTING	OTHER WEAPONS	HANDS FIST ETC	TIME OF ASSAULT AM	PH	INJURY	NO INJURY	ASSAULT CLEARED
<b>MEST VIRGINIA TOTAL</b>	93 1,820,000	.15	294	10	6	13	265	122	172	45	249	273	
<b>CHANGE</b>	92 1,812,000	.15	286	7	2	7	270	120	166	39	247	281	
	8,000+	.00	8	3+	4+	6+	5-	2+	6+	6+	2+	8-	
<b>RURAL</b>	93 1,188,996	.07	86	8	1	4	73	39	47	8	78	84	
<b>CHANGE</b>	92 1,179,001	.06	79	5	1	1	72	33	46	12	67	76	
	9,995+	.01+	7	3+	0	3+	1+	6+	1+	4-	11+	8+	
<b>SHERIFF'S</b>	93		15	3	0	1	11	5	10	5	10	14	
<b>CHANGE</b>	92		23	1	1	1	20	8	15	8	15	20	
			8-	2+	1-	0	9-	3-	5-	3-	5-	6-	
<b>STATE POLICE</b>	93		71	5	1	3	62	34	37	3	68	70	
<b>CHANGE</b>	92		56	4	0	0	52	25	31	4	52	56	
			15	1+	1+	3+	10+	9+	6+	1-	16+	14+	
<b>MUNICIPAL</b>	93 631,004	.32	208	2	5	9	192	83	125	37	171	189	
<b>CHANGE</b>	92 632,999	.32	207	2	1	6	198	87	120	27	180	205	
	1,995-	.00	1	0	4+	3+	6-	4-	5+	10+	9-	16-	

**ANALYSIS OF ASSAULTS ON LAW ENFORCEMENT OFFICERS  
1984 - 1993**

<b>YEAR</b>	<b># ASSAULTS</b>	<b>% CHANGE</b>
<b>1984</b>	<b>195</b>	
<b>1985</b>	<b>172</b>	<b>- 12 %</b>
<b>1986</b>	<b>192</b>	<b>+ 12 %</b>
<b>1987</b>	<b>175</b>	<b>- 9 %</b>
<b>1988</b>	<b>144</b>	<b>- 18 %</b>
<b>1989</b>	<b>190</b>	<b>- 32 %</b>
<b>1990</b>	<b>276</b>	<b>+ 45 %</b>
<b>1991</b>	<b>283</b>	<b>+ 3 %</b>
<b>1992</b>	<b>286</b>	<b>+ 1 %</b>
<b>1993</b>	<b>294</b>	<b>+ 3 %</b>

# MONTHLY LAW ENFORCEMENT OFFICERS ASSAULTED SUPPLEMENTARY REPORT

**H** Agency Identifier

Forward by 7th Day After The End of Each Month To:  
 WEST VIRGINIA DEPARTMENT OF PUBLIC SAFETY  
 725 JEFFERSON ROAD, SOUTH CHARLESTON, W. VA. 25309  
 ATTN: UCR SECTION

This form should be used to report the number of your officers who were assaulted or killed in the line of duty during the month. Additional information concerning officers killed will be requested by a separate questionnaire.

<b>OFFICERS KILLED</b> Number of your law enforcement officers killed in the line of duty this month.		By felonious act _____ By accident or negligence _____
--	--	---

**Officers Assaulted** (Do not include officers killed) See UCR Guide Manual for complete instructions.

TYPE OF ACTIVITY	TYPE OF WEAPON (Mark 1 for each Assault)					TYPE OF ASSIGNMENT (Mark 1 for each Assault)						POLICE ASSAULTS CLEARED (M)			
	TOTAL ASSAULTS BY WEAPON (A)	FIREARM (B)	KNIFE OR OTHER CUTTING INSTRUMENT (C)	OTHER DANGEROUS WEAPON (D)	HANDS, FISTS, FEET, ETC. (E)	ONE-MAN VEHICLE		DETECTIVE OR SPECIAL ASSIGN		OTHER					
						TWO- MAN VEHICLE (F)	ALONE (G)	ASSISTED (H)	ALONE (I)	ASSISTED (J)	ALONE (K)		ASSISTED (L)		
1. RESPONDING TO "DISTURBANCE" CALLS (FAMILY QUARRELS, MAN WITH GUN, ETC.)	71	6	2	6	57	11	22	30	2	1	5	67			
2. BURGLARIES IN PROGRESS OR PURSUING BURGLARY SUSPECTS	2		1		1			2				2			
3. ROBBERIES IN PROGRESS OR PURSUING ROBBERY SUSPECTS															
4. ATTEMPTING OTHER ARRESTS	153	2		2	149	35	49	61	1	2	5	140			
5. CIVIL DISORDER (RIOT, MASS DISOBEDIENCE)	1				1			1				1			
6. HANDLING, TRANSPORTING, CUSTODY OF PRISONERS	18	1			17	2	5	8		1	2	18			
7. INVESTIGATING, SUSPICIOUS PERSONS OR CIRCUMSTANCES	16		2		14	1	11	2		1	1	14			
8. AMBUSH-NO WARNING	1			1					1						
9. MENTALLY DERANGED	1	1				1						1			
10. TRAFFIC PURSUITS AND STOPS	14			3	11	5	5	3		1		14			
11. ALL OTHER	17		1	1	15	8	3	3		2	1	16			
<b>12. TOTAL (1-11)</b>	<b>294</b>	<b>10</b>	<b>6</b>	<b>13</b>	<b>265</b>	<b>63</b>	<b>95</b>	<b>119</b>	<b>3</b>	<b>5</b>	<b>5</b>	<b>13</b>	<b>273</b>		
13. NUMBER WITH PERSONAL INJURY	45	2	4	3	36	<b>Do Not Use This Space</b>									
14. NUMBER WITHOUT PERSONAL INJURY	249	8	2	10	229	Initials _____									
15. TIME OF ASSAULTS	AM	60	38	7	3	6	8	Recorded _____							
	PM	12	9	23	23	54	51	Reviewed _____							
		12:01	2:00	4:00	6:00	8:00	10:00	12:00	Punched _____						
									Verified _____						
									Adjusted _____						

MONTH AND YEAR	PREPARED BY	TITLE
AGENCY	STATE	CHIEF, SHERIFF, COMMISSIONER, SUPERINTENDENT

**WEST VIRGINIA OFFENSE DATA  
PART I OFFENSES  
COUNTY —STATE—MUNICIPAL**

**The report in this section details the number of Part I Offenses reported to law enforcement agencies for the time period of 1993 and 1992. Definitions for each of the Part I Offenses may be found in this book in the Table of Contents under the category entitled "Classification of Offenses."**

# PART I OFFENSES

## WEST VIRGINIA U C R CRIME INDEX REPORT

IDENTIFIER	POPULATION	CRIME RATE	TOTAL OFFEN	PERCENT CLEARED	MURDER	RAPE	ROBBERY	FEL ASLT	BREAK ENTER	LARCENY THEFT	M/V THEFT
*****											
WEST VIRGINIA TOTAL											
93	1,820,000	24.85	46033	91.89	126	364	781	2517	10894	28413	2938
92	1,812,000	25.97	47231	10229	115	393	787	2535	11277	29158	2966
		1.12-	1198-	1040-	11+	29-	6-	18-	383-	745-	28-
		4.3-	2.5-	10.2-	9.6+	7.4-	.8-	.7-	3.4-	2.6-	.9-
*****											
RURAL											
93	1,188,996	15.08	17954	3108	82	138	160	1116	5560	9409	1489
92	1,179,001	15.73	18728	3917	73	189	163	1230	5993	9461	1619
		4.1-	4.1-	20.7-	17.2-	27.0-	1.8-	9.3-	7.2-	5.5-	8.0-
*****											
SHERIFF'S											
93			11182	1715	55	49	97	742	3373	6116	750
92			11251	2224	37	90	96	910	3409	5906	803
			69-	509-	18+	41-	1+	168-	36-	210+	53-
			.6-	22.9-	48.6+	45.6-	1.0+	18.5-	1.1-	3.6+	6.6-
*****											
STATE POLICE											
93			6772	1393	27	89	63	374	2187	3293	739
92			7477	1693	36	99	67	320	2584	3555	816
			705-	300-	9-	10-	4-	54+	397-	262-	77-
			9.4-	17.7-	25.0-	10.1-	6.0-	16.9+	15.4-	7.4-	9.4-
*****											
MUNICIPAL											
93	631,004	44.36	28079	6081	44	226	621	1401	5334	19004	1449
92	632,999	44.74	28503	6312	42	204	624	1395	5284	19697	1347
		.38-	424-	231-	2+	22+	3-	96+	50+	693-	102+
		.8-	1.5-	3.7-	4.8+	10.8+	.5-	7.4+	.9+	3.5-	7.6+
*****											
BARBOUR CTY TOTAL											
93	15,897	8.93	142	31	0	3	1	3	53	75	7
92	15,858	9.89	157	33	2	2	1	4	45	96	8
		.96-	15-	2-	2-	2+	0	1-	8+	21-	1-
		9.7-	9.6-	6.1-	200.0+	200.0+	.0	25.0-	17.8+	21.9-	12.5-
*****											
RURAL											
93	10,836	9.32	101	13	0	2	0	3	46	45	5
92	10,826	10.71	116	.16	2	1	1	3	39	65	5
		1.39-	15-	3-	2-	1+	1-	0	7+	20-	0
		13.0-	12.9-	18.8-	100.0+	100.0+	*	.0	17.9+	30.8-	.0
*****											
SHERIFF											
93			36	9	0	1	0	1	27	5	2
92			46	7	0	0	1	1	17	25	2
			10-	2+	0	1+	1-	0	10+	20-	0
			21.7-	28.6+	64.4+	*	*	.0	58.8+	80.0-	.0
*****											
STATE POLICE											
93			65	4	0	1	0	2	19	40	3
92			70	9	2	1	0	2	22	40	3
			5-	5-	2-	0	0	0	3-	0	0
			7.1-	55.6-	52.1-	.0	.0	.0	13.6-	.0	.0
*****											
MUNICIPAL											
93	5,061	8.10	41	18	0	1	1	0	7	30	2
92	5,032	8.14	41	17	0	0	0	1	6	31	3
		.04-	0	1+	0	1+	1+	1-	1+	1-	1-
		.5-	.0	5.9+	5.9+	5.9+	*	16.7+	3.2-	3.2-	33.3-



NEST VIRGINIA U C R CRIME INDEX REPORT

IDENTIFIER	POPULATION	CRIME RATE	TOTAL OFFEN	TOTAL CLEARED	PERCENT CLEARED	MURDER	RAPE	ROBBERY	FEL ASSLT	BREAK ENTER	LARCENY THEFT	M/V THEFT
BELINGTON PD	1,953	.00	0	0	.00	0	0	0	0	0	0	0
	NUMERICAL CHANGE	.00	0	0	.00	0	0	0	0	0	0	0
	PERCENT CHANGE	.85+	0	0	.00	0	0	0	0	0	0	0
		4.6+										
PHILIPPI PD	3,108	13.19	41	18	43.90	0	1	1	0	7	30	2
	NUMERICAL CHANGE	12.95	41	17	41.46	0	0	0	1	6	31	3
	PERCENT CHANGE	.24+	0	1+	2.44+	0	1+	1+	1-	1+	1-	1-
		1.8-	.0	5.9+	5.9+					16.7+	3.2-	33.3-
BERKELEY CTY TOTAL	63,461	46.14	2930	381	13.00	6	12	30	159	638	1927	158
	NUMERICAL CHANGE	40.84	2446	427	17.45	6	19	50	108	520	1620	123
	PERCENT CHANGE	5.30+	484+	46-	4.45-	0	7-	20-	51+	118+	307+	35+
		13.0+	19.8+	10.8-	25.5-	.0	36.8-	40.0-	47.2+	22.7+	19.0+	28.5+
RURAL	48,650	34.48	1678	102	6.07	3	12	10	126	436	1000	93
	NUMERICAL CHANGE	28.01	1279	94	7.34	5	19	16	73	373	714	79
	PERCENT CHANGE	6.47+	399+	8+	1.27-	2-	7-	6-	51+	63+	286+	14+
		23.1+	31.2+	8.5+	17.3-	40.0-	36.8-	37.5-	69.9+	16.9+	40.1+	17.7+
SHERIFF	1011	44	44	44	4.35	1	3	4	77	232	666	28
	NUMERICAL CHANGE	849	61	162+	7.18	4	15	9	70	254	480	37
	PERCENT CHANGE	162+	17-	2.83-	2.83-	3-	12-	5-	7+	2-	186+	9-
		19.1+	27.9-	39.4-	39.4-	75.0-	80.0-	55.6-	10.0+	.9-	38.8+	24.3-
STATE POLICE	667	58	58	58	8.69	2	9	6	47	204	334	65
	NUMERICAL CHANGE	430	33	7.67	7.67	1	4	7	3	139	234	42
	PERCENT CHANGE	237+	25+	1.02+	1.02+	1+	5+	1-	46+	65+	100+	23+
		55.1+	75.8+	13.3+	13.3+	100.0+	125.0+	14.3-	1466.7+	46.8+	42.7+	54.8+
MUNICIPAL	14,811	84.52	1252	279	22.28	3	0	20	35	202	927	65
	NUMERICAL CHANGE	82.07	1167	333	28.53	1	0	34	35	147	906	44
	PERCENT CHANGE	2.45+	85+	54-	6.25-	2+	0	14-	0	55+	21+	21+
		3.0+	7.3+	16.2-	21.9-	200.0+		41.2-	.0	37.4+	2.3+	47.7+
MARTINSBURG PD	14,811	84.52	1252	279	22.28	3	0	20	35	202	927	65
	NUMERICAL CHANGE	82.07	1167	333	28.53	1	0	34	35	147	906	44
	PERCENT CHANGE	2.45+	85+	54-	6.25-	2+	0	14-	0	55+	21+	21+
		3.0+	7.3+	16.2-	21.9-	200.0+		41.2-	.0	37.4+	2.3+	47.7+
DOONE CTY TOTAL	26,672	16.00	427	93	21.77	4	3	5	59	124	163	69
	NUMERICAL CHANGE	15.34	401	111	27.68	0	2	1	26	157	153	62
	PERCENT CHANGE	539+	26+	18-	5.91-	4+	1+	4+	33+	33-	10+	7+
		2.1+	6.5+	16.2-	21.4-		50.0+	400.0+	126.9+	21.0-	6.5+	11.3+
RURAL	22,373	16.66	373	87	23.32	4	3	4	58	100	141	63
	NUMERICAL CHANGE	14.88	327	103	31.49	0	2	1	26	114	127	57
	PERCENT CHANGE	1.78+	46+	16-	8.17-	4+	1+	3+	32+	14-	14+	6+
		1.9+	14.1+	15.5-	25.9-		50.0+	300.0+	123.1+	12.3-	11.0+	10.5+

PART I OFFENSES

# PART I OFFENSES

## NEST VIRGINIA U C R CRIME INDEX REPORT

IDENTIFIER	POPULATION	CRIME RATE	TOTAL OFFEN	TOTAL CLEARED	PERCENT CLEARED	MURDER	RAPE	ROBBERY	FEL ASHLT	BREAK ENTER	LARCENY THEFT	M/V THEFT
SHERIFF 93	269	72	26.76	3	3	0	51	68	100	44		
NUMERICAL CHANGE 92	209	74	35.40	0	0	1	22	74	75	37		
PERCENT CHANGE	60+	2-	8.64-	3+	3+	1-	29+	6-	25+	7+		
	28.7+	2.7-	24.4-	3	3	0	131.8+	8.1-	33.3+	18.9+		
STATE POLICE 93	104	15	14.42	1	1	4	7	32	41	19		
NUMERICAL CHANGE 92	118	29	24.57	0	0	2	4	40	52	20		
PERCENT CHANGE	14-	14-	10.15-	1+	1+	4+	3+	8-	11-	1-		
	11.9-	48.3-	41.3-	3	3	0	75.0+	20.0-	21.2-	5.0-		
MUNICIPAL 93	54	6	11.11	0	0	1	1	24	22	6		
NUMERICAL CHANGE 92	74	8	10.81	0	0	0	0	43	26	5		
PERCENT CHANGE	20-	2-	.30+	0	0	1+	1+	19-	4-	1+		
	29.2-	27.0-	2.8+	0	0	0	1	44.2-	15.4-	20.0+		
MADISON PD 93	35	4	11.42	0	0	1	1	11	18	4		
NUMERICAL CHANGE 92	52	1	1.92	0	0	0	0	34	14	4		
PERCENT CHANGE	17-	3+	9.50+	0	0	1+	1+	23-	4+	0		
	34.1-	32.7-	494.8+	0	0	0	1	67.6-	28.6+	.0		
WHITESVILLE PD 93	35.78	19	2	10.52	0	0	0	13	4	2		
NUMERICAL CHANGE 92	28.57	14	3	21.42	0	0	0	9	5	0		
PERCENT CHANGE	7.21+	5+	1-	10.90-	0	0	0	4+	1-	2+		
	25.2+	35.7+	33.3-	50.9-	0	0	0	44.4+	20.0-	3		
DANVILLE PD 93	.00	0	0	50.00	0	0	0	0	0	0		
NUMERICAL CHANGE 92	13.33	8	4	50.00-	0	0	0	0	7-	1-		
PERCENT CHANGE	21+	8-	4-	50.00-	0	0	0	0	7-	3		
	.0	3	3	50.00-	0	0	0	0	7-	3		
BRAXTON CTY TOTAL 93	11.23	148	22	14.86	0	0	6	51	80	6		
NUMERICAL CHANGE 92	7.61	100	19	19.00	2	2	3	39	37	15		
PERCENT CHANGE	3.62+	48+	3+	4.14-	2-	2-	3+	12+	43+	9-		
	47.6+	48.0+	15.8+	21.8-	3	3	100.0+	30.8+	116.2+	60.0-		
RURAL 93	12.126	146	21	14.38	0	0	6	5	79	5		
NUMERICAL CHANGE 92	7.96	97	14	14.43	2-	2-	3	2	36	15		
PERCENT CHANGE	4.07+	49+	7+	.05-	2-	2-	3+	15+	42+	10-		
	51.1+	50.5+	50.0+	3.6-	3	3	100.0+	41.7+	113.5+	66.7-		
SHERIFF 93	54	2	3.70	0	0	1	2	27	24	0		
NUMERICAL CHANGE 92	41	2	4.87	0	0	0	1	22	15	3		
PERCENT CHANGE	13+	0	1.17-	0	0	1+	1+	5+	9+	3-		
	31.7+	.0	24.0-	0	0	3	100.0+	22.7+	60.0+	3		
STATE POLICE 93	92	19	20.65	0	0	5	3	24	55	5		
NUMERICAL CHANGE 92	56	12	21.42	2	2	3	1	14	22	12		
PERCENT CHANGE	36+	7+	3.6-	2-	2-	2+	2+	10+	33+	7-		
	64.3+	58.3+	3.6-	2-	2-	66.7+	200.0+	71.4+	150.0+	58.3-		

WEST VIRGINIA U C R CRIME INDEX REPORT

IDENTIFIER	POPULATION	CRIME RATE	TOTAL OFFEN	TOTAL CLEARED	PERCENT CLEARED	MURDER	RAPE	ROBBERY	FEL ASST	BREAK ENTER	LARCENY THEFT	M/V THEFT
MUNICIPAL 93	1,041	1.92	2	1	50.00	0	0	0	0	0	1	1
NUMERICAL CHANGE	947	3.16	3	5	166.66	0	0	0	0	3	0	0
PERCENT CHANGE	9.9+	1.24-	1-	4-	116.66-	0	0	0	0	3-	1+	1+
		39.2-	33.3-	80.0-	70.0-					¥	¥	¥
SUTTON PD	1,041	1.92	2	1	50.00	0	0	0	0	0	1	1
NUMERICAL CHANGE	947	3.16	3	5	166.66	0	0	0	0	3	0	0
PERCENT CHANGE	9.9+	1.24-	1-	4-	116.66-	0	0	0	0	3-	1+	1+
		39.2-	33.3-	80.0-	70.0-					¥	¥	¥
BROOKE CTY	23,377	13.68	320	71	22.18	1	3	2	35	76	190	13
TOTAL	23,889	11.73	278	56	20.14	1	1	3	22	81	144	26
NUMERICAL CHANGE	312-	1.95+	42+	15+	2.04+	0	2+	1-	13+	5-	46+	13-
PERCENT CHANGE	1.3-	16.6+	15.1+	26.8+	10.1+	0	200.0+	33.3-	59.1+	6.2-	31.9+	50.0-
		11.6+	15.1+	26.8+	10.1+							
RURAL	16,715	6.75	113	16	14.15	0	3	2	1	22	81	4
NUMERICAL CHANGE	16,898	8.63	146	21	14.38	1	0	2	4	54	70	15
PERCENT CHANGE	1.1-	1.88-	33-	5-	1.23-	1-	3+	0	3-	32-	11+	11-
		21.8-	22.6-	23.8-	1.6-	¥	¥	0	75.0-	59.3-	15.7+	75.3-
SHERIFF	93	111	15	13.51	0	3	2	1	22	80	3	3
NUMERICAL CHANGE	92	143	20	13.98	0	0	0	1	54	70	15	15
PERCENT CHANGE		32-	5-	47-	1-	3+	2+	2-	32-	10+	12-	12-
		22.4-	25.0-	3.4-	¥	¥	¥	66.7-	59.3-	14.3+	14.3+	80.0-
STATE POLICE	93	2	1	50.00	0	0	0	0	0	0	1	1
NUMERICAL CHANGE	92	3	1	33.33	0	0	0	2	1	0	0	0
PERCENT CHANGE		1-	0	16.67+	0	0	0	2-	1-	0	1+	1+
		33.3-	0	50.0+		¥	¥	¥	¥	¥	¥	¥
MUNICIPAL	6,662	31.07	207	55	26.57	1	0	0	34	54	109	9
NUMERICAL CHANGE	6,791	19.43	132	35	26.51	0	1	1	18	27	74	11
PERCENT CHANGE	1.9-	11.64+	75+	20+	.06+	1+	1-	1-	16+	27+	35+	2-
		59.9+	56.8+	57.1+	.2+	¥	¥	¥	88.9+	100.0+	47.3+	18.2-
FOLLANSBEE PD	3,295	34.29	113	43	38.05	1	0	0	33	21	56	2
NUMERICAL CHANGE	3,372	22.53	76	20	26.31	0	0	0	16	12	44	4
PERCENT CHANGE	2.3-	11.76+	37+	23+	11.74+	1+	0	0	17+	9+	12+	2-
		52.2+	48.7+	115.0+	44.6+	¥	¥	¥	106.3+	75.0+	27.3+	50.0-
WELLSBURO PD	3,367	27.91	94	12	12.76	0	0	0	1	33	53	7
NUMERICAL CHANGE	3,419	16.37	56	15	26.78	0	1	1	2	15	30	7
PERCENT CHANGE	1.5-	11.54+	38+	3-	14.02-	0	1-	1-	1-	18+	23+	0
		70.5+	67.9+	20.0-	52.4-	¥	¥	¥	50.0-	120.0+	76.7+	0
CABELL CTY	101,389	48.51	4920	939	19.08	5	69	92	201	1053	3283	217
TOTAL	102,311	53.10	5456	1063	19.55	7	103	138	205	1143	3672	168
NUMERICAL CHANGE	922-	4.59-	516-	124-	.47-	2-	34-	46-	6-	90-	389-	69+
PERCENT CHANGE	9-	8.6-	9.5-	11.7-	2.4-	28.6-	33.0-	33.3-	2.0-	7.9-	10.6-	29.2+
		11.7-	11.7-	2.4-	28.6-	33.0-	33.3-	2.0-	7.9-	10.6-	29.2+	29.2+

PART I OFFENSES

# PART I OFFENSES

## WEST VIRGINIA U C R CRIME INDEX REPORT

IDENTIFIER	POPULATION	CRIME RATE	TOTAL OFFENSES	TOTAL CLEARED	PERCENT CLEARED	MURDER	RAPE	ROBBERY	FEL ASHLT	BREAK ENTER	LARCENY THEFT	M/V THEFT
RURAL	40,294	22.94	925	185	20.00	3	8	8	41	229	576	60
NUMERICAL CHANGE	40,236	25.42	1023	167	16.32	0	21	12	38	300	573	79
PERCENT CHANGE	.1+	9.8-	9.8-	10.8+	22.5+	3+	13-	4-	3+	71-	3+	19-
SHERIFF	828	156	18.84	18.84	100.0	3	7	7	33	206	525	47
NUMERICAL CHANGE	862	144	16.70	16.70	100.0	0	21	12	35	245	482	67
PERCENT CHANGE	3.9+	8.3+	12.8+	12.8+	100.0	3+	14-	5-	2-	39-	43+	20-
STATE POLICE	97	29	29.89	29.89	100.0	0	1	1	8	23	51	13
NUMERICAL CHANGE	161	23	14.28	14.28	100.0	0	0	0	3	55	91	12
PERCENT CHANGE	64-	6+	15.61+	15.61+	100.0	0	1+	1+	5+	32-	40-	1+
MUNICIPAL	61,095	65.35	3995	754	18.87	2	61	84	160	824	2707	157
NUMERICAL CHANGE	62,075	71.04	4413	896	20.30	7	82	126	167	843	3099	89
PERCENT CHANGE	1.6-	8.0-	9.5-	15.8-	7.0-	5-	21-	42-	7-	19-	392-	68+
BARBOURSVILLE PD	2,844	111.81	318	186	58.49	0	0	1	1	21	280	15
NUMERICAL CHANGE	2,802	103.85	291	154	52.92	0	0	3	1	23	255	9
PERCENT CHANGE	1.5+	7.7+	9.3+	20.8+	10.5+	0	0	2-	0	2-	25+	6+
HUNTINGTON PD	54,422	64.03	3486	540	15.49	2	61	83	158	787	2259	136
NUMERICAL CHANGE	55,409	71.02	3937	713	18.11	7	81	120	161	809	2687	72
PERCENT CHANGE	1.8-	9.8-	11.5-	24.3-	14.5-	5-	20-	37-	3-	22-	428-	64+
MILTON PD	2,229	18.84	42	13	30.95	0	0	0	1	10	27	4
NUMERICAL CHANGE	2,264	25.17	57	19	33.33	0	0	2	5	9	34	7
PERCENT CHANGE	1.5-	25.1-	26.3-	31.6-	7.1-	0	0	2-	4-	1+	7-	3-
MU SECURITY POLICE	1,600	93.12	149	15	10.06	0	0	0	0	6	141	2
NUMERICAL CHANGE	1,600	80.00	128	10	7.81	0	1	1	0	2	123	1
PERCENT CHANGE	.0	13.12+	21+	5+	2.25+	0	1-	1-	0	4+	18+	1+
CALHOUN CTY TOTAL	7,983	9.26	74	12	16.21	0	4	0	1	40	24	5
NUMERICAL CHANGE	7,965	9.28	74	24	32.93	1	0	0	12	38	21	2
PERCENT CHANGE	18+	.02-	0	12-	16.22-	1-	4+	0	11-	2+	3+	3+
RURAL	7,319	10.11	74	12	16.21	0	4	0	1	40	24	5
NUMERICAL CHANGE	7,288	10.15	74	24	32.93	1	0	0	12	38	21	2
PERCENT CHANGE	.4+	.04-	0	12-	16.22-	1-	4+	0	11-	2+	3+	3+

WEST VIRGINIA U C R CRIME INDEX REPORT

IDENTIFIER	POPULATION	CRIME RATE	TOTAL OFFENSES	PERCENT CLEARED	MURDER	RAPE	ROBBERY	FEL ASHLT	BREAK ENTER	LARCENY THEFT	M/V THEFT
SHERIFF 93	34	1	2.94	0	1	0	0	1	25	7	0
NUMERICAL CHANGE 92	33	10	30.30	0	0	0	0	8	18	7	0
PERCENT CHANGE	1+	9-	27.36-	0	1+	0	0	7-	7+	0	0
	3.0+	90.0-	90.3-		κ			87.5-	38.9+	.0	
STATE POLICE 93	40	11	27.50	0	3	0	0	0	15	17	5
NUMERICAL CHANGE 92	41	14	34.14	1	0	0	0	4	20	14	2
PERCENT CHANGE	1-	3-	6.64-	1-	3+	0	0	4-	5-	3+	3+
	2.4-	21.4-	19.4-	κ	κ			κ	25.0-	21.4+	150.0+
MUNICIPAL 93	664	.00	.00	0	0	0	0	0	0	0	0
NUMERICAL CHANGE 92	677	.00	.00	0	0	0	0	0	0	0	0
PERCENT CHANGE	13-	.00	.00	0	0	0	0	0	0	0	0
	1.9-										
GRANTSVILLE PD 93	664	.00	.00	0	0	0	0	0	0	0	0
NUMERICAL CHANGE 92	677	.00	.00	0	0	0	0	0	0	0	0
PERCENT CHANGE	13-	.00	.00	0	0	0	0	0	0	0	0
	1.9-										
CLAY CTY TOTAL 93	10,096	9.50	22.91	0	1	4	4	5	43	32	11
NUMERICAL CHANGE 92	10,085	11.20	16.81	1	3	1	1	9	46	39	14
PERCENT CHANGE	1+	1.70-	6.10+	1-	2-	300.0+	44.4-	6.5-	17.9-	21.4-	
	.1+	15.2-	15.8+	κ	66.7-	300.0+	44.4-	6.5-	17.9-	21.4-	
RURAL 93	10,096	9.50	22.91	0	1	4	4	5	43	32	11
NUMERICAL CHANGE 92	10,085	11.20	16.81	1	3	1	1	9	46	39	14
PERCENT CHANGE	1+	1.70-	6.10+	1-	2-	300.0+	44.4-	6.5-	17.9-	21.4-	
	.1+	15.2-	15.8+	κ	66.7-	300.0+	44.4-	6.5-	17.9-	21.4-	
SHERIFF 93	31	12	38.70	0	0	0	1	4	8	16	2
NUMERICAL CHANGE 92	31	6	19.35	1	0	0	0	2	15	9	4
PERCENT CHANGE	.0	6+	19.35+	1-	0	0	1+	2+	7-	7+	2-
	.0	100.0+	100.0+	κ	66.7-	300.0+	44.4-	6.5-	17.9-	21.4-	
STATE POLICE 93	65	10	15.38	0	1	3	3	1	35	16	9
NUMERICAL CHANGE 92	82	13	15.85	0	3	1	1	7	31	30	10
PERCENT CHANGE	17-	3-	.47-	0	2-	200.0+	85.7-	12.9+	4+	14-	1-
	20.7-	23.1-	3.0-	κ	66.7-	200.0+	85.7-	12.9+	46.7-	46.7-	10.0-
DODDRIDGE CTY TOTAL 93	7,150	6.29	6.66	0	1	1	1	1	30	10	2
NUMERICAL CHANGE 92	7,064	9.34	6.06	3	0	0	1	38	23	3	1
PERCENT CHANGE	1.2+	32.7-	9.9+	κ	κ	κ	κ	.0	21.1-	56.5-	100.0+
	1.2+	31.8-	25.0-	κ	κ	κ	κ	.0	21.1-	56.5-	100.0+
RURAL 93	7,150	6.29	6.66	0	1	1	1	1	30	10	2
NUMERICAL CHANGE 92	7,064	9.34	6.06	3	0	0	1	38	23	3	1
PERCENT CHANGE	1.2+	32.7-	9.9+	κ	κ	κ	κ	.0	21.1-	56.5-	100.0+
	1.2+	31.8-	25.0-	κ	κ	κ	κ	.0	21.1-	56.5-	100.0+

PART I OFFENSES

# PART I OFFENSES

## WEST VIRGINIA U C R CRIME INDEX REPORT

IDENTIFIER	POPULATION	CRIME RATE	TOTAL OFFENSES	TOTAL CLEARED	PERCENT CLEARED	MURDER	RAPE	ROBBERY	FEL ASLTT	BREAK ENTER	LARCENY THEFT	M/V THEFT
SHERIFF 93	48,894	21.55	1054	309	29.31	6	10	13	42	274	644	65
NUMERICAL CHANGE 92	49,143	20.29	998	329	32.96	2	12	8	44	246	622	64
PERCENT CHANGE	249-	1.26+	20-	56+	3.65-	4+	2-	5+	28+	28+	22+	1+
STATE POLICE 93	5-	6.2+	5.6+	6.1-	11.1-	200.0+	16.7-	62.5+	4.5-	11.4+	3.5+	1.6+
NUMERICAL CHANGE 92	31,516	17.16	541	167	30.86	5	6	7	25	152	307	39
PERCENT CHANGE	31,569	16.78	530	211	39.81	1	9	5	27	156	306	46
RURAL 93	53-	1.38+	11+	44-	8.95-	4+	3-	2+	2-	16+	1+	7-
NUMERICAL CHANGE 92	52-	2.3+	2.1+	20.9-	22.5-	400.0+	33.3-	40.0+	7.4-	11.8+	.3+	15.2-
PERCENT CHANGE												
SHERIFF 93	291	122	41.92	4	2	5	18	89	194	164	29	29
NUMERICAL CHANGE 92	285	158	55.43	1	6	1	9	19	78	150	30	30
PERCENT CHANGE	6+	36-	13.51-	3+	4-	4+	11+	1-	11+	6-	1-	1-
STATE POLICE 93	250	45	18.00	1	4	2	7	63	163	10	10	10
NUMERICAL CHANGE 92	245	53	21.63	0	3	4	8	58	156	16	16	16
PERCENT CHANGE	2.0+	15.1-	3.63-	1+	1+	2-	1-	5+	7+	6-	6-	6-
MUNICIPAL 93	17,378	29.51	513	142	27.68	1	4	6	17	122	337	26
NUMERICAL CHANGE 92	17,574	26.62	468	118	25.21	1	3	3	17	110	316	18
PERCENT CHANGE	1.1-	10.9+	9.6+	20.3+	9.8+	0	1+	3+	0	12+	21+	8+
ANSTED PD 93	1,711	8.76	15	5	33.33	0	1	0	0	1	13	0
NUMERICAL CHANGE 92	1,659	5.42	9	2	22.22	0	0	0	0	4	4	1
PERCENT CHANGE	52+	3.34+	6+	3+	11.11+	0	1+	0	0	3-	9+	1-
FAYETTEVILLE PD 93	3.1+	61.6+	66.7+	150.0+	50.0+	0	0	0	0	0	300.0+	0
NUMERICAL CHANGE 92	2,213	2.71	6	1	16.66	0	0	2	0	0	4	0
PERCENT CHANGE	2,204	1.81+	4+	0	33.33-	0	0	2+	0	0	0	1-
MONTGOMERY PD 93	2,472	15.41	34	17	50.00	1	0	0	0	11	22	0
NUMERICAL CHANGE 92	2,472	9.30	23	16	69.56	0	0	0	1	10	12	0
PERCENT CHANGE	10.8-	65.7+	47.8+	6.3+	28.1-	1+	0	0	1-	10.0+	10+	0

MEST VIRGINIA U C R CRIME INDEX REPORT

IDENTIFIER	POPULATION	CRIME RATE	TOTAL OFFEN	TOTAL CLEARED	PERCENT CLEARED	MURDER	RAPE	ROBBERY	FEL ASHLT	BREAK ENTER	LARCENY THEFT	M/V THEFT
MOUNT HOPE PD	1,651	33.31	55	14	25.45	0	2	2	4	16	25	6
	1,588	36.52	58	12	20.68	0	2	0	12	14	28	2
	63+	3.21-	3-	2+	4.77+	0	0	2+	8-	2+	3-	4+
	4.0+	8.8-	5.2-	16.7+	23.1+	0	0	0	66.7-	14.3+	10.7-	200.0+
OAK HILL PD	6,833	53.26	364	97	26.66	0	0	3	9	78	256	19
	6,881	46.79	322	78	24.22	1	1	3	2	59	245	11
	48-	6.47+	42+	19+	2.62+	1-	1-	1-	7+	19+	11+	8+
	.7-	13.8+	13.0+	24.4+	10.0+	0	0	33.3-	350.0+	32.2+	4.5+	72.7+
SMITHERS PD	1,094	14.62	16	7	43.75	0	1	0	3	7	4	1
	1,173	26.42	31	7	22.58	0	0	0	0	17	11	3
	6.7-	11.80-	15-	0	21.17+	0	1+	0	3+	10-	7-	2-
	6.7-	44.7-	48.4-	.0	93.8+	0	0	0	0	58.8-	63.6-	66.7-
W VA TECH SECURITY	1,000	23.00	23	1	4.34	0	0	0	1	9	13	0
	900	25.55	23	2	8.69	0	0	0	2	6	15	0
	100+	2.55-	0	1-	4.35-	0	0	0	1-	3+	2-	0
	11.1+	10.0-	.0	50.0-	50.1-	0	0	0	50.0-	50.0+	13.3-	0
GAULEY BRIDGE PD	671	.00	0	0	.00	0	0	0	0	0	0	0
	697	.00	0	0	.00	0	0	0	0	0	0	0
	26-	.00	0	0	.00	0	0	0	0	0	0	0
	3.7-											
*****												
GILMER CITY	7,539	18.70	141	33	23.60	3	1	0	7	43	83	4
	7,747	15.61	121	28	23.14	0	2	0	4	34	81	0
	208-	3.09+	20+	5+	.26+	3+	1-	0	3+	9+	2+	4+
	2.7-	19.8+	16.5+	17.9+	1.1+	0	0	0	75.0+	26.5+	2.5+	0
						50.0-	0	0	0	0	0	0
RURAL	4,966	18.12	90	20	22.22	3	0	0	7	35	41	4
	5,185	11.57	60	6	10.00	0	0	0	2	26	32	0
	219-	6.55+	30+	14+	12.22+	3+	0	0	5+	9+	28.1+	4+
	4.2-	56.6+	50.0+	233.3+	122.2+	0	0	0	250.0+	34.6+	28.1+	0
SHERIFF	93											
	92											
STATE POLICE	93											
	92											
MUNICIPAL	2,573	19.82	51	13	25.49	0	1	0	0	8	42	0
	2,562	23.80	61	22	36.06	0	2	0	2	8	49	0
	11+	3.98-	10-	9-	10.57-	0	1-	0	2-	0	7-	0
	.4+	16.7-	16.4-	40.9-	29.3-	0	50.0-	0	0	.0	14.3-	0

PART I OFFENSES

# PART I OFFENSES

## WEST VIRGINIA U C R CRIME INDEX REPORT

IDENTIFIER	POPULATION	CRIME RATE	TOTAL OFFEN	TOTAL CLEARED	PERCENT CLEARED	MURDER	RAPE	ROBBERY	FEL ASHLT	BREAK ENTER	LARCENY THEFT	M/V THEFT
GLENVILLE PD	1,923	16.64	32	11	34.37	0	1	0	0	6	25	0
NUMERICAL CHANGE	1,922	25.74	50	22	44.00	0	2	0	2	6	40	0
PERCENT CHANGE	19-	9.10-	18-	11-	9.63-	0	1-	0	2-	0	15-	0
	1.0-	35.4-	36.0-	50.0-	21.9-		50.0-		*	.0	37.5-	
GLENVILLE ST SECURITY	650	29.23	19	2	10.52	0	0	0	0	2	17	0
NUMERICAL CHANGE	620	17.74	11	0	.00	0	0	0	0	2	9	0
PERCENT CHANGE	30+	11.49+	8+	2+	10.52+	0	0	0	0	0	8+	0
	4.8+	64.8+	72.7+	*	*				*	.0	88.9+	
GRANT CTY	10,735	6.70	72	15	20.83	2	3	1	2	24	36	4
NUMERICAL CHANGE	10,532	8.35	88	20	22.72	0	1	0	4	39	39	5
PERCENT CHANGE	203+	1.65-	16-	5-	1.89-	2+	2+	1+	2-	15-	3-	1-
	1.9+	19.8-	18.2-	25.0-	8.3-	*	200.0+	*	50.0-	38.5-	7.7-	20.0-
RURAL	8,282	6.51	54	12	22.22	2	3	1	2	19	24	3
NUMERICAL CHANGE	8,149	6.62	54	15	27.77	0	1	0	4	31	17	1
PERCENT CHANGE	133+	.11-	0	3-	5.55-	2+	2+	1+	2-	12-	7+	2+
	1.6+	1.7-	.0	20.0-	20.0-	*	200.0+	*	50.0-	38.7-	41.2+	200.0+
SHERIFF	93	31	9	29.03	2	0	0	1	2	11	13	2
NUMERICAL CHANGE	92	0	0	.00	0	0	0	0	0	0	0	0
PERCENT CHANGE	31+	31+	9+	29.03+	*	*	*	*	*	11+	13+	2+
STATE POLICE	93	23	3	13.04	0	3	0	0	0	8	11	1
NUMERICAL CHANGE	92	54	15	27.77	0	1	0	4	4	31	17	1
PERCENT CHANGE	31-	31-	12-	14.73-	0	2+	0	4-	4-	23-	6-	0
	57.4-	57.4-	80.0-	53.0-		200.0+		*	*	74.2-	35.3-	.0
MUNICIPAL	2,453	7.33	18	3	16.66	0	0	0	0	5	12	1
NUMERICAL CHANGE	2,383	14.26	34	5	14.70	0	0	0	0	8	22	4
PERCENT CHANGE	70+	6.93-	16-	2-	1.96+	0	0	0	0	3-	10-	3-
	2.9+	48.6-	47.1-	40.0-	13.3+					37.5-	45.5-	75.0-
PETERSBURG PD	2,453	7.33	18	3	16.66	0	0	0	0	5	12	1
NUMERICAL CHANGE	2,383	14.26	34	5	14.70	0	0	0	0	8	22	4
PERCENT CHANGE	70+	6.93-	16-	2-	1.96+	0	0	0	0	3-	10-	3-
	2.9+	48.6-	47.1-	40.0-	13.3+					37.5-	45.5-	75.0-
GREENBRIER CTY TOTAL	34,477	11.04	381	99	25.98	1	5	1	21	115	221	17
NUMERICAL CHANGE	34,092	11.84	404	74	18.31	0	1	2	8	141	233	19
PERCENT CHANGE	385+	1.80-	23-	25+	7.67+	1+	4+	1-	13+	26-	12-	2-
	1.1+	6.8-	5.7-	33.8+	41.9+	*	400.0+	50.0-	162.5+	18.4-	5.2-	10.5-
RURAL	24,317	8.55	208	50	24.03	1	1	0	12	70	115	9
NUMERICAL CHANGE	24,181	11.28	273	46	16.84	0	0	0	7	120	130	16
PERCENT CHANGE	136+	2.73-	65-	4+	7.19+	1+	1+	0	.5+	50-	1.1-	7-
	.6+	24.2-	23.8-	8.7+	42.7+	*	*	*	71.4+	41.7-	11.5-	43.8-



WEST VIRGINIA U C R CRIME INDEX REPORT

IDENTIFIER	POPULATION	CRIME RATE	TOTAL OFFEN	TOTAL CLEARED	PERCENT CLEARED	MURDER	RAPE	ROBBERY	FEL ASHLT	BREAK ENTER	LARCENY THEFT	M/V THEFT
SHERIFF 93	60	23	38.33	0	0	0	0	0	6	19	32	3
NUMERICAL CHANGE 92	118	5	4.23	0	0	0	0	0	1	66	46	5
PERCENT CHANGE	58+	18+	34.10+	0	0	0	0	0	500.0+	47-	14-	2-
	49.2-	360.0+	806.1+							71.2-	30.4-	40.0-
STATE POLICE 93	148	27	18.24	1	1	1	1	0	6	51	83	6
NUMERICAL CHANGE 92	155	41	26.45	0	0	0	0	0	6	54	84	11
PERCENT CHANGE	7-	14-	8.21-	1+	1+	1+	1+	0	0	3-	1-	5-
	4.5-	34.1-	31.0-							5.6-	1.2-	45.5-
MUNICIPAL 93	10,160	17.02	173	49	28.32	0	4	1	9	45	106	8
NUMERICAL CHANGE 92	9,911	13.21	131	28	21.37	0	1	2	1	21	103	3
PERCENT CHANGE	249+	3.81+	62+	21+	6.95+	0	3+	1-	8+	24+	3+	5+
	2.5+	28.8+	32.1+	75.0+	32.5+	300.0+	50.0-	800.0+	114.3+	2.9+	166.7+	
LEWISBURG PD 93	3,845	19.76	76	21	27.63	0	4	0	5	8	54	5
NUMERICAL CHANGE 92	3,635	17.60	64	8	12.50	0	1	1	0	9	52	1
PERCENT CHANGE	210+	2.16+	12+	13+	15.13+	0	3+	1-	5+	1-	2+	4+
	5.8+	12.3+	18.8+	162.5+	121.0+	300.0+	50.0-	800.0+	11.1-	3.8+	400.0+	
RAINELLE PD 93	1,728	25.66	44	17	38.63	0	0	1	1	6	35	1
NUMERICAL CHANGE 92	1,698	29.44	50	9	18.00	0	0	1	0	2	47	0
PERCENT CHANGE	30+	3.98-	6-	20.63+	11.6+	0	0	0	1+	4+	12-	1+
	1.8+	13.5-	12.0-	88.9+	114.6+					200.0+	25.5-	
RONCEVERTE PD 93	1,781	16.84	30	6	20.00	0	0	0	0	22	6	2
NUMERICAL CHANGE 92	1,771	4.51	8	8	100.00	0	0	0	0	5	2	1
PERCENT CHANGE	10+	12.33+	22+	80.00-	80.0-	0	0	0	0	17+	4+	1+
	.6+	273.4+	275.0+	25.0-	80.0-					340.0+	200.0+	100.0+
WHITE SULPHUR SPRINGS PD 93	2,806	8.19	23	5	21.73	0	0	0	3	9	11	0
NUMERICAL CHANGE 92	2,807	3.20	9	3	33.33	0	0	0	1	5	2	1
PERCENT CHANGE	1-	4.99+	14+	2+	11.60-	0	0	0	2+	4+	9+	1-
	.0-	155.9+	155.6+	66.7+	34.8-					80.0+	450.0+	
HAMPSHIRE CTY TOTAL	17,577	15.07	265	34	12.83	0	1	1	12	93	145	14
NUMERICAL CHANGE 92	16,667	15.23	254	42	16.53	1	1	1	5	119	116	13
PERCENT CHANGE	5.5+	1.1-	4.3+	19.0-	22.4-	1-	0	1-	9+	26-	29+	1+
										21.8-	25.0+	7.7+
RURAL 93	15,507	12.63	196	34	17.34	0	1	1	8	88	87	12
NUMERICAL CHANGE 92	14,681	16.27	239	39	16.31	1	1	1	3	115	106	12
PERCENT CHANGE	826+	3.64-	43-	1.03+	19-	1-	0	1-	5+	27-	19-	0
	5.6+	22.4-	18.0-	12.8-	6.3+					23.5-	17.9-	.0
SHERIFF 93	82	7	8.53	0	0	0	0	0	0	35	46	1
NUMERICAL CHANGE 92	109	17	15.59	0	0	0	0	0	2	49	56	2
PERCENT CHANGE	27-	10-	7.06-	45.3-						14-	10-	1-
	24.8-	58.8-								28.6-	17.9-	50.0-

PART I OFFENSES

# PART I OFFENSES

## NEXT VIRGINIA U C R CRIME INDEX REPORT

IDENTIFIER	POPULATION	CRIME RATE	TOTAL OFFEN	TOTAL CLEARED	PERCENT CLEARED	MURDER	RAPE	ROBBERY	FEL ASHLT	BREAK ENTER	LARCENY THEFT	M/V THEFT
STATE POLICE 93	114	27	23.68	0	1	0	0	0	8	53	41	11
NUMERICAL CHANGE	130	22	16.92	1	1	1	1	1	1	66	50	10
PERCENT CHANGE	12.3-	22.7+	40.0+	1-	0	0	0	0	700.0+	19.7-	18.0-	10.0+
MUNICIPAL 93	2,070	33.33	69	0	0	0	0	0	4	5	58	2
NUMERICAL CHANGE	1,986	7.55	15	3	0	0	0	0	0	4	10	1
PERCENT CHANGE	4.2+	25.78+	54+	3-	0	0	0	0	4+	1+	48+	1+
ROMNEY PD 93	2,070	33.33	69	0	0	0	0	0	4	5	58	2
NUMERICAL CHANGE	1,986	7.55	15	3	0	0	0	0	0	4	10	1
PERCENT CHANGE	4.2+	25.78+	54+	3-	0	0	0	0	4+	1+	48+	1+
HANCOCK CITY TOTAL	38,903	17.75	691	85	12.30	3	4	7	51	172	409	45
NUMERICAL CHANGE	39,167	18.45	723	147	20.33	0	3	5	36	208	435	36
PERCENT CHANGE	264-	7.0-	32-	62-	8.03-	3+	1+	2+	15+	36-	26-	9+
RURAL 93	12,561	10.11	127	16	12.59	2	0	2	7	25	80	11
NUMERICAL CHANGE	12,507	8.63	108	7	6.48	0	0	0	0	55	44	9
PERCENT CHANGE	4+	1.48+	19+	9+	6.11+	2+	0	2+	7+	30-	36+	2+
SHERIFF 93	120	15	12.50	2	0	0	0	0	7	23	75	11
NUMERICAL CHANGE	100	6	6.00	0	0	0	0	0	0	52	39	9
PERCENT CHANGE	20+	20+	6.50+	2+	0	0	0	2+	7+	29-	36+	2+
STATE POLICE 92	7	1	14.28	0	0	0	0	0	0	2	5	0
NUMERICAL CHANGE	8	1	12.50	0	0	0	0	0	0	3	5	0
PERCENT CHANGE	12.5-	0	14.2+	0	0	0	0	0	0	1-	0	0
MUNICIPAL 93	26,342	21.40	564	69	12.23	1	4	5	44	147	329	34
NUMERICAL CHANGE	26,660	23.06	615	140	22.76	0	3	5	36	153	391	27
PERCENT CHANGE	1.2-	7.2-	8.3-	71-	10.53-	1+	1+	0	8+	6-	62-	7+
CHESTER PD 93	2,932	21.48	63	7	11.11	0	0	1	0	24	36	2
NUMERICAL CHANGE	2,934	15.67	46	5	10.86	0	0	0	0	15	28	3
PERCENT CHANGE	1.1-	37.1+	37.0+	40.0+	2.3+	0	0	1+	0	9+	8+	1-
WEIRTON PD 93	22,015	22.11	487	58	11.90	1	3	4	44	115	288	32
NUMERICAL CHANGE	22,350	24.20	541	125	23.10	0	0	5	36	122	353	22
PERCENT CHANGE	1.5-	8.6-	10.0-	53.6-	48.5-	0	0	20.0-	22.2+	5.7-	18.4-	45.5+

WEST VIRGINIA U C R CRIME INDEX REPORT

IDENTIFIER	POPULATION	CRIME RATE	TOTAL OFFEN	TOTAL CLEARED	PERCENT CLEARED	MURDER	RAPE	ROBBERY	FEL ASHLT	BREAK ENTER	LARCENY THEFT	M/V THEFT
MEH CUMBERLAND PD	93	1,395	10.03	14	4	28.57	0	1	0	0	8	5
	92	1,376	20.34	28	10	35.71	0	0	0	16	10	2
NUMERICAL CHANGE		19+	10.31-	14-	6-	7.14-	0	1+	0	8-	5-	2-
PERCENT CHANGE		1.4+	50.7-	50.0-	60.0-	20.0-				50.0-	50.0-	
HARDY CTY	TOTAL	11,348	13.39	152	44	28.94	2	6	7	40	86	11
	92	11,088	13.16	146	26	17.80	1	0	7	82	68	7
NUMERICAL CHANGE		258+	0.23+	6+	18+	11.14+	1+	6+	0	42-	38+	4+
PERCENT CHANGE		2.3+	1.7+	4.1+	69.2+	62.6+	100.0+		0	51.2-	79.2+	57.1+
RURAL	93	9,152	6.22	57	20	35.08	2	1	5	21	21	7
	92	8,918	11.66	104	13	12.50	1	0	1	70	29	3
NUMERICAL CHANGE		234+	5.44-	47-	17+	22.58+	1+	1+	4+	49-	8-	4+
PERCENT CHANGE		2.6+	46.7-	45.2-	53.8+	180.6+	100.0+		400.0+	70.0-	27.6-	133.3+
SHERIFF	93	9	33.33	3	3	33.33	0	0	1	5	3	0
	92	11	54.54	6	6	54.54	1	0	0	7	2	1
NUMERICAL CHANGE		2-	21.21-	3-	3-	21.21-	1-	0	1+	2-	1+	1-
PERCENT CHANGE		18.2-	50.0-	50.0-	38.9-					28.6-	50.0+	
STATE POLICE	93	48	35.41	17	7	35.41	2	1	4	16	18	7
	92	93	7.52	7	7	7.52	0	0	1	63	27	2
NUMERICAL CHANGE		45-	27.89+	10+	10+	27.89+	2+	1+	3+	47-	9-	5+
PERCENT CHANGE		48.4-	142.9+	370.9+					300.0+	74.6-	33.3-	250.0+
MUNICIPAL	93	2,196	43.26	95	24	25.26	0	5	2	19	65	4
	92	2,170	19.35	42	13	30.95	0	0	6	12	19	4
NUMERICAL CHANGE		26+	23.91+	53+	11+	5.69-	0	5+	1-	7+	46+	0
PERCENT CHANGE		1.2+	123.6+	126.2+	84.6+	18.4-			66.7-	58.3+	242.1+	0
MOOREFIELD PD	93	2,196	43.26	95	24	25.26	0	5	2	19	65	4
	92	2,170	19.35	42	13	30.95	0	0	6	12	19	4
NUMERICAL CHANGE		26+	23.91+	53+	11+	5.69-	0	5+	1-	7+	46+	0
PERCENT CHANGE		1.2+	123.6+	126.2+	84.6+	18.4-			66.7-	58.3+	242.1+	0
HARRISON CTY	TOTAL	70,467	20.40	1438	561	39.01	3	7	29	314	996	79
	92	70,077	21.83	1530	479	31.30	3	6	32	368	1038	74
NUMERICAL CHANGE		390+	1.43-	92-	82+	7.71+	0	1+	3-	54-	42-	5+
PERCENT CHANGE		0.6+	6.6-	6.0-	17.1+	24.6+	0	16.7+	9.4-	14.7-	4.0-	6.8+
RURAL	93	35,203	12.63	445	79	17.75	3	2	12	165	225	33
	92	34,805	13.79	480	100	20.83	1	0	17	204	222	35
NUMERICAL CHANGE		398+	1.16-	35-	21-	3.08-	2+	2+	5-	39-	3+	2-
PERCENT CHANGE		1.1+	8.4-	7.3-	21.0-	14.8-	200.0+		29.4-	19.1-	1.4+	5.7-
SHERIFF	93	273	60	21.97	2	2	4	9	80	159	17	
	92	287	63	21.95	0	1	4	6	106	159	17	
NUMERICAL CHANGE		14-	3-	.02+	2+	2+	3+	5+	26-	0	0	
PERCENT CHANGE		4.9-	4.8-	.1+			300.0+	125.0+	24.5-	24.5-	0	

PART I OFFENSES



WEST VIRGINIA U C R CRIME INDEX REPORT

IDENTIFIER	POPULATION	CRIME RATE	TOTAL OFFENSES	TOTAL CLEARED	PERCENT CLEARED	MURDER	RAPE	ROBBERY	FEL ASHLT	BREAK ENTER	LARCENY THEFT	M/V THEFT
RURAL	19,008	11.51	219	48	21.91	1	3	0	4	96	97	18
NUMERICAL CHANGE	18,918	10.14	192	23	11.97	0	1	0	0	68	105	18
PERCENT CHANGE	.5+	13.5+	14.1+	108.7+	85.0+	1+	2+	0	4+	28+	8-	0
SHERIFF	142	9.85	14	3	2.36	0	0	0	1	70	58	9
NUMERICAL CHANGE	127	8.36	11	3	2.36	0	0	0	0	52	65	10
PERCENT CHANGE	11.8+	366.7+	317.4+	1+	3+	1+	1+	0	1+	18+	7-	1-
STATE POLICE	77	44.15	34	0	44.15	0	0	0	3	26	39	9
NUMERICAL CHANGE	65	30.76	20	0	30.76	0	1	0	0	16	40	8
PERCENT CHANGE	18.5+	70.0+	43.5+	0	13.39+	0	1-	0	3+	10+	1-	1+
MUNICIPAL	7,257	15.70	114	38	33.33	0	0	0	5	10	94	5
NUMERICAL CHANGE	7,284	24.02	175	51	29.14	0	2	0	10	19	137	7
PERCENT CHANGE	.4-	34.6-	34.9-	25.5-	14.4+	0	2-	0	5-	9-	43-	2-
RAVENSNOOD PD	4,172	9.34	39	21	53.84	0	0	0	2	6	27	4
NUMERICAL CHANGE	4,231	17.72	75	42	56.00	0	2	0	6	7	57	3
PERCENT CHANGE	1.4-	47.3-	48.0-	50.0-	3.9-	0	2-	0	66.7-	14.3-	52.6-	33.3+
RIPLEY PD	3,053	24.31	75	17	22.66	0	0	0	3	4	67	1
NUMERICAL CHANGE	3,521	32.75	100	9	9.00	0	0	0	4	12	80	4
PERCENT CHANGE	1.0+	25.8-	25.0-	88.9+	151.8+	0	0	0	25.0-	66.7-	16.3-	75.0-
JEFFERSON CITY TOTAL	37,860	22.02	834	181	21.70	2	0	7	29	235	533	28
NUMERICAL CHANGE	36,292	25.59	929	230	24.75	2	1	11	39	253	568	55
PERCENT CHANGE	1,568+	3.57-	95-	49-	3.05-	0	1-	36.4-	10-	18-	35-	27-
RURAL	30,132	16.12	486	103	21.19	1	0	5	12	181	276	11
NUMERICAL CHANGE	28,661	18.45	520	143	27.03	2	1	4	16	185	305	16
PERCENT CHANGE	5.1+	12.6-	8.1-	28.0-	21.6-	50.0-	1-	25.0+	4-	2.2-	9.5-	31.5-
SHERIFF	144	9.02	13	0	9.02	0	0	3	3	45	91	2
NUMERICAL CHANGE	149	13.42	20	1	13.42	1	1	0	11	46	85	5
PERCENT CHANGE	3.4-	35.0-	32.8-	1-	4.40-	1-	1-	3+	8-	1-	6+	5
STATE POLICE	342	26.31	90	1	26.31	1	0	2	9	136	185	9
NUMERICAL CHANGE	380	32.36	123	1	32.36	1	0	4	5	139	220	11
PERCENT CHANGE	10.0-	26.8-	18.7-	0	6.05-	0	0	2-	4+	3-	35-	2-

# PART I OFFENSES

## WEST VIRGINIA U C R CRIME INDEX REPORT

IDENTIFIER	POPULATION	CRIME RATE	TOTAL OFFENSES	TOTAL CLEARED	PERCENT CLEARED	MURDER	RAPE	ROBBERY	FEL ASHLT	BREAK ENTER	LARCENY THEFT	M/V THEFT
MUNICIPAL	7,728	45.02	348	78	22.41	1	0	2	17	54	257	17
NUMERICAL CHANGE	7,631	52.41	400	87	21.75	0	0	7	23	64	263	39
PERCENT CHANGE	97+	7.39+	52+	9-	.66+	1+	0	5-	6-	14-	6-	22-
	1.3+	14.1-	13.0-	10.3-	3.0+	*	71.4-	26.1-	20.6-	2.3-	56.4-	
CHARLES TOWN PD	3,308	63.78	211	68	32.22	1	0	2	15	33	152	8
NUMERICAL CHANGE	3,154	72.28	228	62	27.19	0	0	7	22	44	135	22
PERCENT CHANGE	4.9+	11.8-	7.5-	9.7+	18.5+	1+	0	5-	7-	11-	19+	14-
						*	71.4-	31.8-	25.0-	14.5+	63.6-	
SHEPHERDSTOWN PD	1,222	10.63	13	0	.00	0	0	0	0	2	10	1
NUMERICAL CHANGE	1,299	34.64	45	1	2.22	0	0	0	1	2	42	0
PERCENT CHANGE	77-	24.01-	32-	1-	2.22-	0	0	0	*	0	32-	1+
	5.9-	69.3-	71.1-	*	*	*	*	*	*	.0	76.2-	*
RANSON PD	2,885	37.43	108	9	8.33	0	0	0	1	9	90	8
NUMERICAL CHANGE	2,868	36.95	106	18	16.98	0	0	0	1+	16	75	15
PERCENT CHANGE	.6+	1.3+	1.9+	50.0-	50.9-	0	0	0	*	43.8-	20.0+	46.7-
HARPERS FERRY PD	313	51.11	16	1	6.25	0	0	0	1	10	5	0
NUMERICAL CHANGE	310	67.74	21	6	28.57	0	0	0	1+	6	13	2
PERCENT CHANGE	3+	16.63-	5-	5-	22.32-	0	0	0	*	4+	8-	2-
	1.0+	24.5-	23.8-	83.3-	78.1-				*	66.7+	61.5-	*
KANAWHA CITY TOTAL	209,795	47.90	10665	1441	14.31	25	69	319	554	2132	6193	773
NUMERICAL CHANGE	210,321	49.06	10329	1405	13.60	19	59	293	626	2891	6445	798
PERCENT CHANGE	.3-	2.4-	2.6-	2.6+	5.2+	31.6+	16.9+	8.9+	11.5-	2.0+	3.9-	3.1-
RURAL	104,007	18.63	1939	215	11.08	4	16	14	119	653	917	216
NUMERICAL CHANGE	103,439	16.69	1728	290	16.78	12	17	28	85	535	821	230
PERCENT CHANGE	.5+	11.6+	12.2+	25.9-	5.70-	66.7-	5.9-	50.0-	40.0+	22.1+	11.7+	6.1-
SHERIFF	1412	8.87	3	1	8.07	3	1	12	91	495	670	140
NUMERICAL CHANGE	1082	14.97	10	2	14.97	10	2	21	56	354	530	109
PERCENT CHANGE	30.5+	66.1-	70.0-	42.9-	62.5+	39.8+	26.4+	28.4+				
STATE POLICE	527	19.16	1	15	19.16	1	15	2	28	158	247	76
NUMERICAL CHANGE	646	19.81	2	15	19.81	2	15	7	29	181	291	121
PERCENT CHANGE	18.4-	3.3-	50.0-	71.4-	3.4-	12.7-	15.1-	37.2-				
MUNICIPAL	105,788	76.79	8126	1226	15.08	21	53	305	435	1479	5276	557
NUMERICAL CHANGE	106,882	80.41	8601	1115	12.96	7	42	265	541	1556	5622	568
PERCENT CHANGE	1.094-	3.62-	4.5-	10.0+	16.4+	200.0+	26.2+	15.1+	19.6-	4.9-	6.2-	1.9-

WEST VIRGINIA U C R CRIME INDEX REPORT

IDENTIFIER	POPULATION	CRIME RATE	TOTAL OFFEN	TOTAL CLEARED	PERCENT CLEARED	MURDER	RAPE	ROBBERY	FEL ASHLT	BREAK ENTER	LARCENY THEFT	M/V THEFT
BELLE PD	93	2.80	4	0	.00	0	0	0	0	0	4	0
	92	15.34	22	0	.00	0	0	0	0	7	14	1
	NUMERICAL CHANGE	12.54-	18-	0	.00	0	0	0	0	7-	10-	1-
PERCENT CHANGE	81.7-	81.8-									71.4-	%
CHARLESTON PD	93	117.58	6754	1021	15.11	16	51	290	412	1293	4238	454
	92	122.73	7119	957	13.44	6	39	251	518	1308	4529	468
	NUMERICAL CHANGE	5.15-	365-	64+	1.67+	10+	12+	39+	106-	15-	291-	14-
PERCENT CHANGE	4.2-	5.1-	6.7+	12.4+	166.7+	30.8+	15.5+	20.5-	1.1-	6.4-	3.0-	
DUNBAR PD	93	39.67	343	24	6.99	0	0	1	2	32	291	17
	92	36.19	318	25	7.86	0	0	1	1	60	240	16
	NUMERICAL CHANGE	3.48+	25+	1-	0.87-	0	0	0	0	28-	51+	1+
PERCENT CHANGE	9.6+	7.9+	4.0-	11.1-			.0	100.0+	46.7-	21.3+	6.3+	
NITRO PD	93	22.79	157	12	7.64	2	0	1	3	21	120	11
	92	25.57	177	5	2.82	0	0	1	3	33	134	6
	NUMERICAL CHANGE	2.78-	20-	7+	4.82+	2+	0	0	1-	12-	14-	5+
PERCENT CHANGE	10.9-	11.3-	140.0+	170.9+	%	%	.0	33.3-	36.4-	10.4-	83.3+	
ST ALBANS PD	93	30.21	333	68	20.42	2	0	1	0	52	257	21
	92	39.61	448	31	6.91	1	1	5	3	68	349	21
	NUMERICAL CHANGE	9.40-	115-	37+	13.51+	1+	1-	4-	3-	16-	92-	0
PERCENT CHANGE	23.7-	25.7-	119.4+	195.5+	100.0+	%	80.0-	23.5-	26.4-		.0	
SOUTH CHARLESTON PD	93	30.60	419	71	16.94	1	2	12	13	51	304	36
	92	27.49	379	75	19.78	0	1	5	11	55	262	45
	NUMERICAL CHANGE	3.11+	40+	4-	2.84-	1+	1+	7+	2+	4-	42+	9-
PERCENT CHANGE	7-	11.3+	10.6+	14.4-	%	100.0+	140.0+	18.2+	7.3-	16.0+	20.0-	
CHESAPEAKE PD	93	7.72	13	0	.00	0	0	0	0	3	8	2
	92	10.97	21	0	.00	0	0	1	0	7	10	3
	NUMERICAL CHANGE	3.25-	8-	0	.00	0	0	1-	0	4-	2-	1-
PERCENT CHANGE	29.6-	38.1-					%		57.1-	20.0-	33.3-	
MARNET PD	93	14.58	29	2	6.89	0	0	0	0	2	21	6
	92	23.19	46	6	13.63	0	1	1	0	10	27	5
	NUMERICAL CHANGE	8.61-	15-	4-	6.74-	0	1-	1-	0	8-	6-	1+
PERCENT CHANGE	37.1-	34.1-	66.7-	49.4-		%		80.0-	22.2-	20.0+		
CLEDENIN PD	93	20.19	25	20	80.00	0	0	0	0	13	3	9
	92	9.05	11	10	90.90	0	0	0	0	4	5	2
	NUMERICAL CHANGE	11.14+	14+	10+	10.90-	0	0	0	0	9+	2-	7+
PERCENT CHANGE	123.1+	127.3+	100.0+	12.0-				225.0+	40.0-	350.0+		
CEDAR GROVE PD	93	2.25	3	1	33.33	0	0	0	0	1	1	1
	92	2.44	3	1	33.33	0	0	0	1	2	1	0
	NUMERICAL CHANGE	.19-	0	0	.00	0	0	0	1-	1-	1+	1+
PERCENT CHANGE	7.8-	.0	.0	.0				50.0-		%	%	
M VA ST COLLEGE SECURITY	93	102.22	46	7	15.21	0	0	0	6	11	29	0
	92	147.50	59	5	8.47	0	0	0	4	2	52	1
	NUMERICAL CHANGE	45.28-	13-	2+	6.74+	0	0	0	2+	9+	25-	1-
PERCENT CHANGE	30.7-	22.0-	40.0+	79.6+				50.0+	450.0+	44.2-	%	

PART I OFFENSES

# PART I OFFENSES

## WEST VIRGINIA U C R CRIME INDEX REPORT

IDENTIFIER	POPULATION	CRIME RATE	TOTAL OFFEN	TOTAL CLEARED	PERCENT CLEARED	MURDER	RAPE	ROBBERY	FEL ASSLT	BREAK ENTER	LARCENY THEFT	M/V THEFT
LEHIS CITY												
TOTAL	17,403	10.74	187	42	22.45	0	4	2	3	59	109	10
93	17,399	13.96	243	64	26.33	2	3	0	6	63	151	18
92		3.22	56	22	3.88	2	1	2	3	4	42	8
NUMERICAL CHANGE		23.1-	23.0-	34.4-	14.7-	2	33.3+	2	50.0-	6.3-	27.8-	44.4-
PERCENT CHANGE						2	33.3+	2	50.0-	6.3-	27.8-	44.4-
RURAL												
TOTAL	12,420	12.31	153	30	19.60	0	3	2	2	50	90	6
93	12,355	17.80	220	56	25.45	2	3	0	6	52	146	11
92		5.49-	67	26	5.85-	2	0	2	4	2	56	5
NUMERICAL CHANGE		30.8-	30.5-	46.4-	23.0-	2	0	2	66.7-	3.8-	38.4-	45.5-
PERCENT CHANGE						2	0	2	66.7-	3.8-	38.4-	45.5-
SHERIFF												
TOTAL	93	6.82	69	18	26.08	0	3	1	2	22	39	2
93	92	4.55	111	32	28.82	1	1	0	5	27	72	5
92		2.27+	42	16	2.74-	1	2	1	3	5	33	3
NUMERICAL CHANGE		49.9+	47.8+	50.0+	9.5-	1	200.0+	1	60.0-	18.5-	45.8-	60.0-
PERCENT CHANGE						1	200.0+	1	60.0-	18.5-	45.8-	60.0-
STATE POLICE												
TOTAL	93	84	12	14.28		0	0	1	0	28	51	4
93	92	109	24	22.01		1	2	0	1	25	74	6
92		23-	12	7.73-		1	2	1	1	3	23	2
NUMERICAL CHANGE		22.9-	50.0-	35.1-		1	2	1	1	12.0+	31.1-	33.3-
PERCENT CHANGE						1	2	1	1	12.0+	31.1-	33.3-
MUNICIPAL												
TOTAL	4,983	6.82	34	12	35.29	0	1	0	1	9	19	4
93	5,044	4.55	23	8	34.78	0	0	0	0	11	5	7
92		2.27+	11	4	1.51+	0	1	0	1	2	14	3
NUMERICAL CHANGE		49.9+	47.8+	50.0+	1.5+	0	1	0	1	9	19	4
PERCENT CHANGE						0	1	0	1	9	19	4
WESTON PD												
TOTAL	4,983	6.82	34	12	35.29	0	1	0	1	9	19	4
93	5,044	4.55	23	8	34.78	0	0	0	0	11	5	7
92		2.27+	11	4	1.51+	0	1	0	1	2	14	3
NUMERICAL CHANGE		49.9+	47.8+	50.0+	1.5+	0	1	0	1	9	19	4
PERCENT CHANGE						0	1	0	1	9	19	4
LINCOLN CITY												
TOTAL	21,817	15.90	347	176	50.72	0	12	4	36	137	122	36
93	21,602	17.59	380	159	41.84	0	9	5	25	129	155	57
92		1.69-	33-	17+	8.88+	0	3+	1-	11+	8+	33-	21-
NUMERICAL CHANGE		9.6-	8.7-	10.7+	21.2+	0	33.3+	20.0-	44.0+	6.2+	21.5-	36.8-
PERCENT CHANGE						0	33.3+	20.0-	44.0+	6.2+	21.5-	36.8-
RURAL												
TOTAL	21,817	15.90	347	176	50.72	0	12	4	36	137	122	36
93	21,602	17.59	380	159	41.84	0	9	5	25	129	155	57
92		1.69-	33-	17+	8.88+	0	3+	1-	11+	8+	33-	21-
NUMERICAL CHANGE		9.6-	8.7-	10.7+	21.2+	0	33.3+	20.0-	44.0+	6.2+	21.5-	36.8-
PERCENT CHANGE						0	33.3+	20.0-	44.0+	6.2+	21.5-	36.8-
SHERIFF												
TOTAL	93	0	0	.00		0	0	0	0	0	0	0
93	92	2	2	100.00		0	0	0	0	1	1	0
92		2-	2-	100.00-		0	0	0	0	1-	1-	0
NUMERICAL CHANGE						0	0	0	0	1-	1-	0
PERCENT CHANGE						0	0	0	0	1-	1-	0
STATE POLICE												
TOTAL	347	176	50.72			0	12	4	36	137	122	36
93	378	157	41.53			0	9	5	25	128	154	57
92		31-	19+	9.19+		0	3+	1-	11+	9+	32-	21-
NUMERICAL CHANGE		8.2-	12.1+	22.1+		0	33.3+	20.0-	44.0+	7.0+	20.8-	36.8-
PERCENT CHANGE						0	33.3+	20.0-	44.0+	7.0+	20.8-	36.8-



MEST VIRGINIA U C R CRIME INDEX REPORT

IDENTIFIER	POPULATION	CRIME RATE	TOTAL OFFEN	PERCENT CLEARED	MURDER	RAPE	ROBBERY	FEL ASST	BREAK ENTER	LARCENY THEFT	M/V THEFT
LOGAN CTY	43,251	15.69	679	117	17.23	5	1	38	191	357	81
	43,471	16.23	706	136	19.26	5	3	36	200	351	104
		.54-	27-	2.03-	0	2-	1-	2+	9-	6+	23-
		3.5-	3.8-	14.0-	10.5-	0	66.7-	5.6+	4.5-	1.7+	22.1-
		.5-									
RURAL	38,629	16.45	636	89	13.99	3	0	30	180	344	74
	38,934	17.28	673	117	17.38	3	2	32	187	342	100
	305-	.83-	37-	28-	3.39-	0	2-	2-	7-	2+	26-
		4.8-	5.5-	23.9-	19.5-	0	28.6-	6.3-	3.7-	.6+	26.0-
SHERIFF	93		164	28	17.07	2	0	14	63	70	12
	92		138	18	13.04	1	1	8	63	53	11
			26+	10+	4.03+	1+	1-	6+	0	17+	1+
			18.8+	55.6+	30.9+	100.0+	200.0+	75.0+	.0	32.1+	9.1+
STATE POLICE	93		472	61	12.92	1	0	16	117	274	62
	92		535	99	18.50	2	1	24	124	289	89
			63-	38-	5.58-	1-	1-	4-	7-	15-	27-
			11.8-	38.4-	50.2-	50.0-	66.7-	33.3-	5.6-	5.2-	30.3-
MUNICIPAL	93		43	28	65.11	2	1	8	11	13	7
	92		33	19	57.57	2	1	4	13	9	4
			10+	9+	7.54+	0	0	4+	2-	4+	3+
			27.9+	30.3+	47.4+	.0	.0	100.0+	15.4-	44.4+	75.0+
LOGAN PD	93		30	24	80.00	1	0	7	5	12	5
	92		22	18	81.81	2	1	4	12	0	3
			8+	6+	1.81-	1-	0	3+	7-	12+	2+
			36.8+	33.3+	2.2-	50.0-	.0	75.0+	58.3-	.0	66.7+
MAN PD	93		8	3	37.50	1	0	1	5	1	0
	92		7	1	14.28	0	0	0	1	6	0
			1.15+	2+	23.22+	1+	0	1+	4+	5-	0
			15.2+	14.3+	200.0+	.0	.0	.0	400.0+	83.5-	.0
CHAPMANVILLE PD	93		4	1	25.00	0	1	0	1	0	0
	92		3	0	.00	0	0	0	0	2	1
			1+	1+	25.00+	0	1+	0	1+	2-	1+
			22.1+	33.3+	.0	.0	.0	.0	.0	.0	100.0+
MITCHELL HEIGHTS PD	93		1	0	.00	0	1	0	0	0	0
	92		1	0	.00	0	0	0	0	1	0
			.10+	.00	.00	0	0	0	0	1-	0
			2.7+	.0	.00	0	1+	0	0	.0	.0
MCDOWELL CTY	93		34,315	112	37.71	6	3	26	116	109	32
	92		35,591	130	34.21	6	3	26	130	159	48
			1,276-	83-	3.50+	0	0	2+	14-	50-	16-
			3.6-	18-	10.2+	.0	50.0-	8.3+	10.8-	31.4-	33.3-
			21.8-	13.8-	10.2+	.0	.0	.0	.0	.0	.0

PART I OFFENSES

# PART I OFFENSES

## WEST VIRGINIA U C R CRIME INDEX REPORT

IDENTIFIER	POPULATION	CRIME RATE	TOTAL OFFEN	TOTAL CLEARED	PERCENT CLEARED	MURDER	RAPE	ROBBERY	FEL ASHLT	BREAK ENTER	LARCENY THEFT	M/V THEFT
RURAL	28,624	7.50	209	95	45.45	6	2	2	23	93	58	25
	29,819	9.15	273	117	42.85	5	3	8	20	102	97	38
	1,195-	1.85-	64-	22-	2.60+	1+	1-	6-	3+	9-	39-	13-
	4.0-	20.2-	23.4-	18.8-	6.1+	20.0+	33.3-	75.0-	15.0+	8.8-	40.2-	34.2-
SHERIFF	93		93	69	74.19	5	1	3	17	27	35	6
	92		137	88	64.23	3	1	3	13	31	72	14
			44-	19-	9.96+	2+	0	1-	4+	4-	37-	8-
			32.1-	21.6-	15.5+	66.7+	.0	33.3-	30.8+	12.9-	51.4-	57.1-
STATE POLICE	93		116	26	22.41	1	1	0	6	66	23	19
	92		136	29	21.32	2	2	5	7	71	25	24
			20-	3-	1.09+	1-	1-	5-	1-	5-	2-	5-
			14.7-	10.3-	5.1+	50.0-	50.0-	50.0-	14.3-	7.0-	8.0-	20.8-
MUNICIPAL	5,691	15.46	88	17	19.31	0	1	3	3	23	51	7
	5,772	18.53	107	13	12.14	1	0	2	4	28	62	10
	81-	3.07-	19-	4+	7.17+	1-	1+	1+	1-	5-	11-	3-
	1.4-	16.6-	17.8-	30.8+	59.1+	50.0-	50.0-	50.0+	25.0-	17.9-	17.7-	30.0-
MAR PD	93	.00	0	0	.00	0	0	0	0	0	0	0
	92	.00	0	0	.00	0	0	0	0	0	0	0
		.00	0	0	.00	0	0	0	0	0	0	0
		.5-										
MELCH PD	93	20.98	62	6	9.67	0	0	1	2	5	48	6
	92	28.44	87	8	9.19	1	0	2	3	13	59	9
		7.46-	25-	2-	.48+	1-	0	1-	1-	8-	11-	3-
		26.2-	28.7-	25.0-	5.2+	50.0-	50.0-	50.0-	33.3-	61.5-	18.6-	33.3-
NORTH FORM PD	93	24.53	17	5	29.41	0	0	2	0	11	3	1
	92	13.59	1	1	11.11	0	0	0	0	8	0	1
		10.94+	.8+	4+	18.30+	0	0	2+	0	3+	3+	0
		80.5+	88.9+	400.0+	164.7+	0	0	50.0+	0	37.5+	0	.0
DAVY PD	93	.00	0	0	.00	0	0	0	0	0	0	0
	92	.00	0	0	.00	0	0	0	0	0	0	0
		.00	0	0	.00	0	0	0	0	0	0	0
		.74-										
KIMBALL PD	93	15.46	9	6	66.66	0	1	0	1	7	0	0
	92	19.81	11	4	36.36	0	0	0	1	7	3	0
		4.35-	2-	2+	50.30+	0	1+	0	0	0	3-	0
		22.0-	18.2-	50.0+	83.3+	0	50.0+	50.0+	0	0	0	0
MARION CTY	93	22.00	1274	249	19.54	3	15	119	119	224	835	75
	92	21.97	1271	203	15.97	5	8	11	64	290	809	84
		.03+	3+	46+	3.57+	2-	5-	4+	55+	66-	26+	9-
		.1+	.2+	22.7+	22.4+	40.0-	62.5-	36.4+	85.9+	22.8-	3.2+	10.7-
		.1+	.2+	22.7+	22.4+	40.0-	62.5-	36.4+	85.9+	22.8-	3.2+	10.7-
TOTAL	57,896	22.00	1274	249	19.54	3	15	119	119	224	835	75
	57,835	21.97	1271	203	15.97	5	8	11	64	290	809	84
		.03+	3+	46+	3.57+	2-	5-	4+	55+	66-	26+	9-
		.1+	.2+	22.7+	22.4+	40.0-	62.5-	36.4+	85.9+	22.8-	3.2+	10.7-
		.1+	.2+	22.7+	22.4+	40.0-	62.5-	36.4+	85.9+	22.8-	3.2+	10.7-

WEST VIRGINIA U C R CRIME INDEX REPORT

IDENTIFIER	POPULATION	CRIME RATE	TOTAL OFFEN	TOTAL CLEARED	PERCENT CLEARED	MURDER	RAPE	ROBBERY	FEL ASHLT	BREAK ENTER	LARCENY THEFT	M/V THEFT
RURAL	34,180	11.11	380	90	23.68	3	2	3	23	100	204	45
NUMERICAL CHANGE	34,184	10.61	363	81	22.51	0	3	3	22	114	176	45
PERCENT CHANGE	.0-	4.7+	4.7+	11.1+	6.1+	3	33.3-	.0	4.5+	12.3-	15.9+	.0
SHERIFF	93	318	289	86	27.04	3	2	3	23	86	168	33
NUMERICAL CHANGE	92	299	299	72	24.91	3	3	3	21	92	141	29
PERCENT CHANGE	10.0+	10.0+	14+	19.4+	8.6+	3	33.3-	.0	9.5+	6.5-	19.1+	13.8+
STATE POLICE	93	62	74	4	6.45	0	0	0	0	14	36	12
NUMERICAL CHANGE	92	12-	5-	5-	5.71-	0	0	0	1-	22	35	16
PERCENT CHANGE	16.2-	55.6-	47.0-						36.4-	8-	1+	4-
MUNICIPAL	23,716	37.69	894	159	17.78	0	1	12	96	124	631	30
NUMERICAL CHANGE	23,651	38.39	908	122	13.43	5	5	8	42	176	633	39
PERCENT CHANGE	.3+	1.8-	1.5-	30.3+	4.35+	5-	4-	4+	54+	52-	2-	9-
FAIRMONT PD	20,512	42.41	870	153	17.58	0	1	12	95	119	614	29
NUMERICAL CHANGE	20,417	43.43	887	117	13.19	5	5	8	42	169	621	37
PERCENT CHANGE	.5+	2.3-	1.9-	30.8+	35.3+	80.0-	50.0+	50.0+	126.2+	29.6-	1.1-	21.6-
MANNINGTON PD	2,173	10.58	23	6	26.08	0	0	0	1	4	17	1
NUMERICAL CHANGE	2,206	9.51	21	5	23.80	0	0	0	0	7	12	2
PERCENT CHANGE	1.5-	11.3+	9.5+	20.0+	9.6+	0	0	0	1+	3-	5+	1-
MONONGAH PD	1,031	.96	1	0	.00	0	0	0	0	1	0	0
NUMERICAL CHANGE	1,028	.00	0	0	.00	0	0	0	0	0	0	0
PERCENT CHANGE	.3+	.96+	1+	0	.00	0	0	0	0	1+	0	0
MARSHALL CITY	37,585	20.56	773	137	17.72	1	1	2	40	210	463	56
NUMERICAL CHANGE	37,734	27.63	1043	211	20.23	2	3	5	56	270	653	54
PERCENT CHANGE	.4-	25.6-	25.9-	35.1-	12.4-	1-	2-	3-	16-	60-	190-	2+
RURAL	20,306	13.49	274	42	15.32	0	1	1	36	108	109	19
NUMERICAL CHANGE	20,220	15.23	308	55	17.85	2	2	2	52	108	125	17
PERCENT CHANGE	.4+	11.4-	11.0-	23.6-	14.2-	2-	50.0-	50.0-	16-	.0	16-	2+
SHERIFF	93	246	37	15.04	0	1	1	1	31	96	102	15
NUMERICAL CHANGE	92	281	44	15.65	0	2	2	2	46	99	116	16
PERCENT CHANGE	12.5-	15.9-	3.9-			50.0-	50.0-	50.0-	3-	3.0-	12.1-	6.3-

# PART I OFFENSES

## MET VIRGINIA U C R CRIME INDEX REPORT

IDENTIFIER	POPULATION	CRIME RATE	TOTAL OFFEN	TOTAL CLEARED	PERCENT CLEARED	MURDER	RAPE	ROBBERY	FEL ASFLT	BREAK ENTER	LARCENY THEFT	M/V THEFT
STATE POLICE 93	17,279	28.87	499	95	19.03	1	0	1	4	102	354	37
NUMERICAL CHANGE 92	17,514	41.96	735	156	21.22	0	1	3	4	162	528	37
PERCENT CHANGE	1.3-	31.2-	32.1-	39.1-	10.3-	0	0	0	0	33.3+	22.2-	300.0+
MUNICIPAL 93	1,603	20.58	33	23	69.69	0	0	0	1	1	31	0
NUMERICAL CHANGE 92	1,685	44.51	75	56	74.66	0	0	0	0	4	70	1
PERCENT CHANGE	4.9-	23.93-	42-	33-	4.97-	0	0	0	0	3-	39-	1-
BENMOOD PD 93	1,137	2.63	3	1	33.33	0	0	0	0	1	2	0
NUMERICAL CHANGE 92	1,188	3.36	4	2	50.00	0	0	0	1	2	1	0
PERCENT CHANGE	4.3-	21.7-	25.0-	50.0-	33.3-	0	0	0	0	50.0-	100.0+	0
CAMERON PD 93	1,569	21.66	34	4	11.76	0	0	0	0	7	26	1
NUMERICAL CHANGE 92	1,627	26.42	43	1	2.32	0	0	0	0	4	37	2
PERCENT CHANGE	3.6-	4.76-	9-	3+	9.44+	0	0	0	0	3+	11-	1-
GLEN DALE PD 93	2,078	15.88	33	10	30.30	1	0	0	0	13	17	2
NUMERICAL CHANGE 92	2,151	23.24	50	12	24.00	0	0	0	0	9	39	2
PERCENT CHANGE	3.4-	31.7-	34.0-	16.7-	26.5+	1+	0	0	0	4+	22-	0
MCMECHAN PD 93	10,892	36.35	396	57	14.39	0	0	1	3	80	278	34
NUMERICAL CHANGE 92	10,863	51.82	563	85	15.09	0	1	3	3	193	581	32
PERCENT CHANGE	.3+	15.47-	167-	28-	6.70-	0	1-	2-	0	63-	103-	2+
MOUNDVILLE PD 93	10,863	29.9-	29.7-	32.9-	4.6-	0	0	0	0	44.1-	27.0-	6.3+
NUMERICAL CHANGE 92	10,863	29.9-	29.7-	32.9-	4.6-	0	0	0	0	44.1-	27.0-	6.3+
PERCENT CHANGE	.3+	29.9-	29.7-	32.9-	4.6-	0	0	0	0	44.1-	27.0-	6.3+
MASON CITY TOTAL 93	25,064	15.83	397	87	21.91	1	0	0	21	111	235	29
NUMERICAL CHANGE 92	25,432	15.17	586	92	23.83	1	4	2	17	112	232	18
PERCENT CHANGE	1.4-	4.4+	11+	5-	1.92-	0	0	0	0	1-	3+	11+
RURAL 93	17,466	14.88	260	66	25.38	1	0	0	16	84	137	22
NUMERICAL CHANGE 92	17,675	14.87	263	63	23.95	1	0	0	17	88	143	13
PERCENT CHANGE	1.2-	.01+	3-	3+	1.43+	0	0	0	1-	4-	6-	9+
SHERIFF 93	182	18.23	35	5	19.23	1	0	0	0	54	111	16
NUMERICAL CHANGE 92	187	17.64	35	2+	1.59+	1	0	0	0	60	116	10
PERCENT CHANGE	2.7-	6.1+	9.0+	0	0	0	0	0	0	6-	5-	6+

WEST VIRGINIA U C R CRIME INDEX REPORT

IDENTIFIER	POPULATION	CRIME RATE	TOTAL OFFENSES	TOTAL CLEARED	PERCENT CLEARED	MURDER	RAPE	ROBBERY	FEL ASHLT	BREAK ENTER	LARCENY THEFT	M/V THEFT
STATE POLICE 93	78	31	39.74	0	0	0	0	0	16	30	26	6
NUMERICAL CHANGE	76	30	39.47	0	0	0	0	1	17	28	27	3
PERCENT CHANGE	2.6+	1+	.27+	0	0	0	0	1-	5.9-	7.1+	3.7-	100.0+
MUNICIPAL 93	137	21	15.32	0	0	0	0	0	5	27	98	7
NUMERICAL CHANGE	123	29	23.57	0	4	4	1	0	0	24	89	5
PERCENT CHANGE	14+	8-	8.25-	0	4-	4-	1-	5+	12.5+	10.1+	40.0+	2+
POINT PLEASANT PD 93	137	21	15.32	0	0	0	0	0	5	27	98	7
NUMERICAL CHANGE	116	29	25.00	0	4	4	1	0	0	19	88	4
PERCENT CHANGE	21+	8-	9.68-	0	4-	4-	1-	5+	42.1+	11.4+	75.0+	3+
NEM HAVEN PD 93	0	0	.00	0	0	0	0	0	0	0	0	0
NUMERICAL CHANGE	7	0	.00	0	0	0	0	0	0	0	0	0
PERCENT CHANGE	1.5+	0	.00	0	0	0	0	0	0	0	0	0
MASON PD 93	0	0	.00	0	0	0	0	0	0	0	0	0
NUMERICAL CHANGE	0	0	.00	0	0	0	0	0	0	0	0	0
PERCENT CHANGE	2.7-	0	.00	0	0	0	0	0	0	0	0	0
MERCER CTY TOTAL 93	23.94	1568	356	22.70	5	4	27	154	416	851	111	111
NUMERICAL CHANGE	27.38	1798	557	30.97	8	5	19	243	466	951	106	106
PERCENT CHANGE	3.44-	230-	201-	8.27-	3-	1-	8+	89-	50-	100-	4.7+	4.7+
RURAL 93	12.6-	12.8-	36.1-	26.7-	37.3-	20.0-	42.1+	36.6-	10.7-	10.5-	10.5-	10.5-
NUMERICAL CHANGE	15.74	700	146	20.85	3	2	6	107	237	265	80	80
PERCENT CHANGE	21.94	981	329	33.53	5	1	5	204	312	370	84	84
SHERIFF 93	6.20-	281-	183-	12.68-	2-	1+	1+	97-	75-	105-	4-	4-
NUMERICAL CHANGE	28.3-	28.6-	55.6-	37.8-	40.0-	100.0+	20.0+	47.5-	24.0-	28.4-	4.8-	4.8-
PERCENT CHANGE	585	585	122	20.85	2	0	3	102	195	232	51	51
STATE POLICE 93	821	307	37.39	31.0	3	0	0	199	253	310	56	56
NUMERICAL CHANGE	236-	185-	16.56-	16.56-	1-	0	3+	97-	58-	78-	5-	5-
PERCENT CHANGE	28.7-	60.3-	44.2-	33.3-	33.3-	0	48.7-	22.9-	25.2-	25.2-	8.9-	8.9-
MUNICIPAL 93	115	24	20.86	1	2	2	3	5	42	33	33	29
NUMERICAL CHANGE	160	22	13.75	2	1	1	5	5	59	60	28	28
PERCENT CHANGE	45-	2+	7.11+	1-	1+	1+	2-	0	17-	27-	1+	1+
MUNICIPAL 92	28.1-	9.1+	51.7+	50.0-	100.0+	40.0-	0	0	28.8-	45.0-	3.6+	3.6+
NUMERICAL CHANGE	868	210	24.19	2	2	2	21	47	179	586	31	31
PERCENT CHANGE	38.98	817	228	27.90	3	4	14	39	154	581	22	22
MUNICIPAL 92	2.34+	51+	3.71-	1-	1-	2-	7+	8+	23+	5+	9+	9+
PERCENT CHANGE	6.0+	6.2+	7.9-	33.3-	33.3-	50.0-	50.0+	20.5+	16.2+	.9+	40.9+	40.9+

PART I OFFENSES

# PART I OFFENSES

## WEST VIRGINIA U C R CRIME INDEX REPORT

IDENTIFIER	POPULATION	CRIME RATE	TOTAL OFFENSES	TOTAL CLEARED	PERCENT CLEARED	MURDER	RAPE	ROBBERY	FEL ASST	BREAK ENTER	LARCENY THEFT	M/V THEFT
BLUEFIELD PD	12,818	31.36	402	59	14.67	1	1	14	25	99	249	13
	12,887	28.63	369	92	24.93	1	1	11	19	98	233	6
NUMERICAL CHANGE	69-	2.73+	33+	33-	10.26-	0	0	3+	6+	1+	16+	7+
PERCENT CHANGE	.5-	9.5+	8.9+	35.9-	41.2-	.0	.0	27.3+	31.6+	1.0+	6.9+	116.7+
PRINCETON PD	7,183	60.83	437	150	34.32	1	1	7	22	65	323	18
	7,115	57.62	410	136	33.17	2	0	3	18	51	320	16
NUMERICAL CHANGE	68+	3.21+	27+	14+	1.15+	1-	1+	4+	4+	14+	3+	2+
PERCENT CHANGE	1.0+	5.6+	6.6+	10.3+	3.5+	50.0-	×	133.3+	22.2+	27.5+	.9+	12.5+
CONCORD COL SECURITY	1,000	29.00	29	1	3.44	0	0	0	0	15	16	0
	950	39.99	38	0	.00	0	0	0	2	5	28	0
NUMERICAL CHANGE	50+	10.99-	9-	1+	3.44+	0	0	0	2-	10+	14-	0
PERCENT CHANGE	5.3+	27.5-	23.7-	×	×	×	×	×	×	200.0+	50.0-	×
MINERAL CITY TOTAL	27,135	16.58	450	100	22.22	1	0	5	42	106	276	20
	26,969	18.86	509	173	33.98	0	0	3	30	97	354	20
NUMERICAL CHANGE	166+	2.28-	59-	73-	11.76-	1+	5-	2+	12+	9+	78-	0
PERCENT CHANGE	.6+	12.1-	11.6-	42.2-	34.6-	×	×	66.7+	40.0+	9.3+	22.0-	0
RURAL	20,166	11.20	226	35	15.48	0	0	2	38	72	99	15
	19,935	11.48	229	69	30.13	0	3-	2	27	77	106	14
NUMERICAL CHANGE	231+	.28-	3-	34-	14.65-	0	3-	0	11+	5-	7-	1+
PERCENT CHANGE	1.2+	2.4-	1.3-	49.3-	48.6-	×	×	.0	40.7+	6.5-	6.6-	7.1+
SHERIFF												
			41	8	19.51	0	0	0	2	18	20	1
			51	22	43.13	0	1	0	1	24	21	4
NUMERICAL CHANGE			10-	14-	23.62-	0	1-	0	1+	6-	1-	3-
PERCENT CHANGE			19.6-	63.6-	54.8-	×	×	×	100.0+	25.0-	4.8-	75.0-
STATE POLICE			185	27	14.59	0	0	2	36	54	79	14
			178	47	26.40	0	2	2	26	53	85	10
NUMERICAL CHANGE			7+	20-	11.81-	0	2-	0	10+	1+	6-	4+
PERCENT CHANGE			3.9+	42.6-	44.7-	×	×	.0	38.5+	1.9+	7.1-	40.0+
MUNICIPAL	6,969	32.14	224	65	29.01	1	0	3	4	34	177	5
	7,034	39.80	280	104	37.14	1+	0	1	3	20	248	6
NUMERICAL CHANGE	65-	7.66-	56-	39-	8.13-	1+	2-	2+	1+	14+	71-	1-
PERCENT CHANGE	.9-	19.2-	20.0-	37.5-	21.9-	×	×	200.0+	33.3+	70.0+	28.6-	16.7-
KEYSER PD	5,903	31.84	188	57	30.31	1	0	1	3	22	156	5
	5,930	38.44	228	83	36.40	0	2	1	3	27	210	5
NUMERICAL CHANGE	27-	6.60-	40-	26-	6.09-	1+	2-	0	0	15+	54-	0
PERCENT CHANGE	.5-	17.2-	17.5-	31.3-	16.7-	×	×	.0	.0	214.3+	25.7-	.0
PIEDMONT PD	1,066	33.77	36	8	22.22	0	0	2	1	12	21	0
	1,104	47.10	52	21	40.38	0	0	0	2+	13	58	1
NUMERICAL CHANGE	38-	13.33-	16-	13-	18.16-	0	0	0	1+	1-	17-	1-
PERCENT CHANGE	3.4-	28.3-	30.8-	61.9-	45.0-	×	×	×	×	7.7-	44.7-	×

MEST VIRGINIA U C R CRIME INDEX REPORT

IDENTIFIER	POPULATION	CRIME RATE	TOTAL OFFEN	TOTAL CLEARED	PERCENT CLEARED	MURDER	RAPE	ROBBERY	FEL ASHLT	BREAK ENTER	LARCENY THEFT	M/V THEFT
MINGO CITY	33,805	15.61	528	102	19.31	3	3	9	40	160	242	71
	34,082	16.72	570	157	27.54	3	5	4	90	166	222	80
		1.11-	42-	55-	8.23-	0	2-	5+	50-	6-	20+	9-
		8-	7.4-	35.0-	29.9-	.0	40.0-	125.0+	55.6-	3.6-	9.0+	11.3-
RURAL	28,070	14.21	399	81	20.30	2	3	8	35	121	163	67
	28,206	16.98	479	138	28.81	3	5	2	80	137	177	75
	136-	2.77-	80-	57-	8.51-	1-	2-	6+	45-	16-	14-	8-
	.5-	16.3-	16.7-	41.3-	29.5-	33.3-	40.0-	300.0+	56.3-	11.7-	7.9-	10.7-
SHERIFF	93		165	55	33.33	1	0	3	20	49	78	14
	92		244	101	41.39	1	3	1	59	62	87	31
			79-	46-	8.06-	0	3-	2+	39-	13-	9-	17-
			32.4-	45.5-	19.5-	.0	* 200.0+	66.1-	21.0-	10.3-	54.8-	
STATE POLICE	93		234	26	11.11	1	3	5	15	72	85	53
	92		235	37	15.74	2	2	1	21	75	90	44
			1-	11-	4.63-	1-	1+	4+	6-	3-	5-	9+
			.4-	29.7-	29.4-	50.0-	50.0+	400.0+	28.6-	4.0-	5.6-	20.5+
MUNICIPAL	5,735	22.49	129	21	16.27	1	0	1	5	39	79	4
	5,876	15.48	91	19	20.87	0	0	2	10	29	45	5
	141-	7.01+	38+	2+	4.60-	1+	0	1-	5-	10+	36+	1-
	2.4-	45.3+	41.8+	10.5+	22.0-	*	50.0-	50.0+	50.0-	34.5+	75.6+	20.0-
WILLIAMSON PD	4,086	26.43	108	17	15.74	0	0	0	3	29	72	4
	4,196	18.82	79	12	15.18	0	0	0	9	24	42	4
	110-	7.61+	29+	5+	.56+	0	0	0	6-	5+	30+	0
	2.6-	40.4+	36.7+	41.7+	3.7+				66.7-	20.8+	71.4+	.0
KERNIT PD	351	39.88	14	1	7.14	0	0	1	1	6	6	0
	345	11.59	4	2	50.00	0	0	2	0	1	0	1
	6+	28.29+	10+	1-	42.86-	0	0	1-	1+	5+	6+	1-
	1.7+	244.1+	250.0+	50.0-	85.7-	*	50.0-	50.0+	* 500.0+	* 500.0+	* 500.0+	* 500.0+
DELBARTON PD	687	7.27	5	2	40.00	1	0	0	1	2	1	0
	711	11.25	8	5	62.50	0	0	0	1	4	3	0
	24-	3.98-	3-	3-	22.50-	1+	0	0	0	2-	2-	0
	3.4-	35.4-	37.5-	60.0-	36.0-	*			.0	50.0-	66.7-	
MATEMAN PD	611	3.27	2	1	50.00	0	0	0	0	2	0	0
	624	.00	0	0	.00	0	0	0	0	0	0	0
	13-	3.27+	2+	1+	50.00+	0	0	0	0	2+	0	0
	2.1-	.0	*	*	*							
MONONGALIA CITY TOTAL	77,972	37.96	2961	463	15.63	2	35	16	75	446	2224	163
	76,283	37.64	2874	518	18.02	1	15	21	71	477	2178	111
	1,689+	.32+	87+	55-	2.39-	1+	20+	5-	4+	31-	46+	52+
	1,2.2+	.9+	3.0+	10.6-	13.3-	100.0+	133.3+	23.8-	5.6+	6.5-	2.1+	46.8+

PART I OFFENSES

# PART I OFFENSES

## WEST VIRGINIA U C R CRIME INDEX REPORT

IDENTIFIER	POPULATION	CRIME RATE	TOTAL OFFEN	TOTAL CLEARED	PERCENT CLEARED	MURDER	RAPE	ROBBERY	FEL ASHLT	BREAK ENTER	LARCENY THEFT	M/V THEFT
RURAL	41,374	18.69	774	52	6.71	2	5	2	11	174	495	85
	40,277	17.49	705	73	10.35	0	5	1	4	150	480	65
NUMERICAL CHANGE	1,097+	1.20+	69+	21-	3.64-	2+	0	1+	7+	24+	15+	20+
PERCENT CHANGE	2.7+	6.9+	9.8+	28.8-	35.2-	✖	0	100.0+	175.0+	16.0+	3.1+	30.8+
SHERIFF												
	93	482	25	5	5.18	1	2	1	9	89	352	28
	92	374	52	8	8.55	0	2	0	1	66	294	11
NUMERICAL CHANGE		108+	7-	3	3.37-	1+	0	1+	8+	23+	58+	17+
PERCENT CHANGE		28.9+	21.9-	39.4-		✖	0	✖	800.0+	34.8+	19.7+	154.5+
STATE POLICE												
	93	292	27	9	9.24	1	3	1	2	85	143	57
	92	331	41	12	12.38	0	3	1	3	84	186	54
NUMERICAL CHANGE		39-	14-	3	3.14-	1+	0	0	1-	1+	43-	3+
PERCENT CHANGE		11.8-	34.1-	25.4-		✖	0	0	33.3-	1.2+	23.1-	5.6+
MUNICIPAL												
	93	59.74	2187	411	18.79	0	30	14	64	272	1729	78
	92	60.23	2169	445	20.51	1	10	20	67	327	1698	46
NUMERICAL CHANGE		.49-	18+	36-	1.72-	1-	20+	6-	3-	55-	31+	32+
PERCENT CHANGE		.8-	.8+	7.6-	8.4-	✖	200.0+	30.0-	4.5-	16.8-	1.8+	69.6+
MORGANTONN PD												
	93	50.73	1362	229	16.81	0	24	13	59	208	1008	50
	92	50.43	1319	275	20.84	1	8	19	56	214	993	28
NUMERICAL CHANGE		.30+	43+	46-	4.03-	1-	16+	6-	3+	6-	15+	22+
PERCENT CHANGE		.6+	3.3+	16.7-	19.3-	✖	200.0+	31.6-	5.4+	2.8-	1.5+	78.6+
STAR CITY PD												
	93	156.64	185	114	61.62	0	0	0	0	2	174	9
	92	120.34	152	95	62.50	0	0	0	0	1	148	2
NUMERICAL CHANGE		36.30+	33+	19+	.88-	0	0	0	1-	1+	26+	7+
PERCENT CHANGE		30.2+	21.7+	20.0+	1.4-				✖	100.0+	17.6+	350.0+
MESTOVER PD												
	93	50.48	211	50	23.69	0	3	0	0	25	174	9
	92	53.97	229	44	19.21	0	2	1	5	53	158	10
NUMERICAL CHANGE		3.57-	18-	6+	4.48+	0	1+	1-	5-	28-	16+	1-
PERCENT CHANGE		6.6-	7.9-	13.6+	23.3+		50.0+	✖	✖	52.8-	10.1+	10.0-
MVU SECURITY POLICE												
	93	116.85	409	12	2.93	0	2	1	3	33	362	8
	92	129.01	458	24	5.24	0	0	0	3	55	396	4
NUMERICAL CHANGE		12.16-	49-	12-	2.31-	0	2+	1+	0	22-	34-	4+
PERCENT CHANGE		9.4-	10.7-	50.0-	44.1-		✖	✖	0	40.0-	8.6-	100.0+
GRANVILLE PD												
	93	22.47	20	6	30.00	0	1	0	2	4	11	2
	92	13.66	11	7	63.63	0	0	0	2	4	3	2
NUMERICAL CHANGE		8.81+	9+	1-	33.63-	0	1+	0	0	0	8+	0
PERCENT CHANGE		64.5+	81.8+	14.3-	52.9-		✖	✖	0	0	266.7+	0

MONROE CITY TOTAL

93	13,639	7.33	100	51	51.00	0	0	0	8	44	40	8
92	13,483	7.93	107	39	36.44	1	0	0	3	67	33	3
NUMERICAL CHANGE		.60-	7-	12+	14.56+	1-	0	0	5	23-	7+	5+
PERCENT CHANGE		7.6-	6.5-	30.8+	40.0+	✖			166.7+	34.3-	21.2+	166.7+



MEST VIRGINIA U C R CRIME INDEX REPORT

IDENTIFIER	POPULATION	CRIME RATE	TOTAL OFFEN	TOTAL CLEARED	PERCENT CLEARED	MURDER	RAPE	ROBBERY	FEL ASST	BREAK ENTER	LARCENY THEFT	M/V THEFT
RURAL	12,404	6.52	81	35	43.20	0	0	0	6	40	29	6
NUMERICAL CHANGE	12,322	7.87	97	30	30.92	1	0	0	3	58	32	3
PERCENT CHANGE	.7+	17.2-	16.5-	16.7+	39.7+	1-	0	0	100.0+	31.0-	9.4-	100.0+
SHERIFF	93	49	22	44.89	0	0	0	0	5	25	16	3
NUMERICAL CHANGE	92	44	4	9.09	0	0	0	0	2	17	24	1
PERCENT CHANGE	11.4+	5+	18+	35.80+	0	0	0	150.0+	3+	8+	8-	2+
STATE POLICE	93	32	13	40.62	0	0	0	0	1	15	13	3
NUMERICAL CHANGE	92	53	26	49.05	1	0	0	0	1	41	8	2
PERCENT CHANGE	39.6-	21-	13-	8.43-	1-	0	0	0	0	26-	5+	1+
MUNICIPAL	1,235	15.38	19	16	84.21	0	0	0	2	4	11	2
NUMERICAL CHANGE	1,161	8.61	10	9	90.00	0	0	0	0	9	1	0
PERCENT CHANGE	6.4+	6.77+	9+	7+	5.79-	0	0	0	2+	5-	10+	2+
ALDERSON PD	93	15.38	19	16	84.21	0	0	0	2	4	11	2
NUMERICAL CHANGE	92	8.61	10	9	90.00	0	0	0	0	9	1	0
PERCENT CHANGE	6.4+	6.77+	9+	7+	5.79-	0	0	0	2+	5-	10+	2+
MORGAN CTY	12,856	17.81	229	39	17.03	1	3	6	1	88	114	16
NUMERICAL CHANGE	12,251	13.63	167	23	13.77	2	2	1	1	64	88	9
PERCENT CHANGE	4.9+	30.7+	37.1+	69.6+	23.7+	1-	1+	5+	0	24+	26+	7+
RURAL	12,856	17.81	229	39	17.03	1	3	6	1	88	114	16
NUMERICAL CHANGE	12,251	13.63	167	23	13.77	2	2	1	1	64	88	9
PERCENT CHANGE	4.9+	30.7+	37.1+	69.6+	23.7+	50.0-	50.0+	500.0+	0	37.5+	29.5+	77.8+
SHERIFF	93	64	6	9.37	0	0	0	0	1	33	28	2
NUMERICAL CHANGE	92	36	0	0.00	0	0	0	0	0	22	13	1
PERCENT CHANGE	77.8+	28+	6+	9.37+	0	0	0	0	1+	11+	15+	1+
STATE POLICE	93	165	33	20.00	1	3	6	6	0	55	86	14
NUMERICAL CHANGE	92	131	23	17.55	2	2	1	1	0	42	75	8
PERCENT CHANGE	26.0+	43.5+	10+	2.45+	1-	1+	5+	500.0+	0	13+	11+	6+
NICHOLAS CTY	27,155	14.55	390	82	21.02	1	6	7	15	91	236	34
NUMERICAL CHANGE	27,049	16.77	454	105	23.10	1	11	6	19	94	293	30
PERCENT CHANGE	.4+	14.4-	14.1-	21.9-	9.1-	0	5-	1+	4-	3-	57-	4+
TOTAL	12,856	17.81	229	39	17.03	1	3	6	1	88	114	16
NUMERICAL CHANGE	12,251	13.63	167	23	13.77	2	2	1	1	64	88	9
PERCENT CHANGE	4.9+	30.7+	37.1+	69.6+	23.7+	50.0-	50.0+	500.0+	0	37.5+	29.5+	77.8+

PART I OFFENSES

# PART I OFFENSES

## WEST VIRGINIA U C R CRIME INDEX REPORT

IDENTIFIER	POPULATION	CRIME RATE	TOTAL OFFEN	TOTAL CLEARED	PERCENT CLEARED	MURDER	RAPE	ROBBERY	FEL ASHLT	BREAK ENTER	LARCENY THEFTY	M/V THEFT
RURAL	21,410	13.77	295	57	19.32	1	5	5	13	68	174	29
NUMERICAL CHANGE	21,278	15.41	328	65	19.81	1	9	5	14	71	203	27
PERCENT CHANGE	132+	1.64-	33-	8-	.49-	0	4-	2+	1-	3-	14.3-	2+
	.6+	10.6-	10.1-	12.3-	2.5-	.0	44.4-	.66.7+	7.1-	4.2-	14.3-	7.4+
SHERIFF	93	52	261	52	19.92	1	5	5	12	52	163	23
NUMERICAL CHANGE	92	284	284	54	19.01	1+	9	2	14	55	182	22
PERCENT CHANGE	8.1-	23-	2-	2-	.91+	1+	4-	3+	2-	3-	19-	1+
		8.1-	3.7-	4.8+		44.4-	150.0+	14.3-	5.5-	10.4-	4.5+	
STATE POLICE	93	5	34	5	14.70	0	0	0	1	16	11	6
NUMERICAL CHANGE	92	44	44	11	25.00	1	0	1	0	16	21	5
PERCENT CHANGE	10-	10-	6-	10.30-	1-	1-	0	1-	1+	0	10-	1+
	22.7-	22.7-	54.5-	41.2-		0	0	0	0	0	47.6-	20.0+
MUNICIPAL	93	16.53	95	25	26.31	0	1	2	2	23	62	5
NUMERICAL CHANGE	92	21.83	126	40	31.74	0	2	3	5	23	90	3
PERCENT CHANGE	26-	5.30-	31-	15-	5.43-	0	1-	1-	3-	0	28-	2+
	.5-	24.3-	24.6-	37.5-	17.1-	0	50.0-	33.3-	60.0-	0	31.1-	66.7+
RICHMOND PD	93	1.81	5	2	40.00	0	0	0	0	2	2	1
NUMERICAL CHANGE	92	3.17	9	4	44.44	0	0	0	2	6	0	1
PERCENT CHANGE	87-	1.36-	6-	2-	4.44-	0	0	0	2-	4-	2+	0
	3.1-	42.9-	44.4-	50.0-	10.0-	0	0	0	0	66.7-	0	0
SUMMERSVILLE PD	93	30.03	90	23	25.55	0	1	2	2	21	60	4
NUMERICAL CHANGE	92	39.86	117	36	30.76	0	2	3	3	17	90	2
PERCENT CHANGE	61+	9.83-	27-	13-	5.21-	0	1-	1-	1-	4+	30-	2+
	2.1+	24.7-	23.1-	36.1-	16.9-	0	50.0-	33.3-	33.3-	23.5+	33.3-	100.0+
OHIO CITY	TOTAL	50,469	1429	252	17.63	1	16	57	120	462	668	105
NUMERICAL CHANGE	93	51,394	1304	236	18.25	6	8	61	92	437	592	108
PERCENT CHANGE	92	2.94+	125+	14+	.62-	5-	8	4-	28+	25+	76+	3-
	1.8-	11.6+	9.6+	5.9+	3.4-	83.3-	100.0+	6.6-	30.9+	5.7+	12.8+	2.8-
RURAL	93	13.91	173	31	17.91	0	3	1	3	60	89	17
NUMERICAL CHANGE	92	19.78	244	46	18.85	2	0	2	7	75	151	10+
PERCENT CHANGE	.8+	5.87-	29.1-	15-	5.0-	2-	3+	1-	4-	15-	62-	10+
		29.7-	29.1-	32.6-		0	0	50.0-	57.1-	20.0-	41.1-	142.9+
SHERIFF	93	131	20	15.26	0	3	1	2	2	52	58	15
NUMERICAL CHANGE	92	200	44	22.00	2	0	2	6	6	67	118	5
PERCENT CHANGE		69-	24-	6.74-	2-	3+	1-	4-	6-	15-	60-	10+
		34.5-	54.5-	30.6-		0	0	50.0-	66.7-	22.4-	50.8-	200.0+
STATE POLICE	93	42	11	26.19	0	0	0	0	1	8	31	2
NUMERICAL CHANGE	92	44	2	4.54	0	0	0	0	1	8	33	2
PERCENT CHANGE		2-	9+	21.65+	0	0	0	0	0	0	2-	0
		4.5-	450.0+	476.9+					0	0	6.1-	0

WEST VIRGINIA U C R CRIME INDEX REPORT

IDENTIFIER	POPULATION	CRIME RATE	TOTAL OFFENSES	TOTAL CLEARED	PERCENT CLEARED	MURDER	RAPE	ROBBERY	FEL ASHLT	BREAK ENTER	LARCENY THEFT	M/V THEFT
MUNICIPAL 93	38,062	33.00	1256	221	17.59	1	13	56	117	402	579	88
NUMERICAL CHANGE 92	39,063	27.12	1060	192	18.11	4	8	59	85	362	441	101
PERCENT CHANGE	1,021-	5.88+	196+	29+	.52-	3-	5+	3-	32+	40+	138+	13-
	2.6-	21.7+	18.5+	15.1+	2.9-	75.0-	62.5+	5.1-	37.6+	11.0+	31.3+	12.9-
WHEELING PD	34,421	35.29	1215	216	17.77	1	12	56	113	388	557	88
NUMERICAL CHANGE 92	35,262	29.16	1028	191	18.57	4	8	59	85	359	413	100
PERCENT CHANGE	821-	6.13+	187+	25+	.80-	3-	4+	3-	28+	29+	144+	12-
	2.3-	21.0+	18.2+	13.1+	4.3-	75.0-	50.0+	5.1-	32.9+	8.1+	34.9+	12.0-
BETHLEHEM PD	2,621	6.10	16	0	.00	0	0	0	0	14	2	0
NUMERICAL CHANGE 92	2,721	3.67	10	0	.00	0	0	0	0	3	7	0
PERCENT CHANGE	100-	2.43+	6+	0	.00	0	0	0	0	11+	5-	0
	3.7-	66.2+	60.0+							366.7+	71.4-	
WEST LIBERTY ST COL SEC 93	1,000	25.00	25	5	20.00	0	1	0	4	0	20	0
NUMERICAL CHANGE 92	1,100	19.99	22	1	4.54	0	0	0	0	0	21	1
PERCENT CHANGE	100-	5.01+	3+	4+	15.46+	0	1+	0	4+	0	1-	1-
	9.1-	25.1+	13.6+	40.0+	340.5+						4.8-	
PENDLETON CTY TOTAL	8,054	9.80	79	14	17.72	0	0	0	3	30	40	6
NUMERICAL CHANGE 92	8,136	9.58	78	21	26.92	1	2	1	3	35	52	4
PERCENT CHANGE	82-	.22+	1+	7-	9.20-	1-	2-	1-	0	5-	8+	4
	1.0-	2.3+	1.3+	33.3-	34.2-					14.3-	25.0+	50.0+
RURAL	8,054	9.80	79	14	17.72	0	0	0	3	30	40	6
NUMERICAL CHANGE 92	8,136	9.58	78	21	26.92	1	2	1	3	35	52	4
PERCENT CHANGE	82-	.22+	1+	7-	9.20-	1-	2-	1-	0	5-	8+	2+
	1.0-	2.3+	1.3+	33.3-	34.2-					14.3-	25.0+	50.0+
SHERIFF	93	1	1	1	100.00	0	0	0	0	0	1	0
NUMERICAL CHANGE 92	92	1	1	1	100.00	0	0	0	0	0	1	0
PERCENT CHANGE		.0	.0	.0	.00	0	0	0	0	0	.0	0
STATE POLICE	93	78	13	16.66	0	0	0	0	3	30	39	6
NUMERICAL CHANGE 92	77	20	25.97	1	4	1	2	1	3	35	31	4
PERCENT CHANGE	1.3+	1.3+	35.0-	35.8-						14.3-	25.8+	50.0+
PLEASANTS CTY TOTAL	7,593	11.45	87	38	43.67	0	0	0	2	32	51	2
NUMERICAL CHANGE 92	7,623	8.13	62	23	37.09	0	3	0	1	21	34	3
PERCENT CHANGE	.4-	40.8+	40.3+	65.2+	17.7+					11+	17+	1-
										52.4+	50.0+	33.3-
RURAL	5,466	11.75	64	27	42.18	0	0	0	1	27	34	2
NUMERICAL CHANGE 92	5,453	8.25	45	22	48.88	0	3	0	1	16	22	3
PERCENT CHANGE	.1-	42.4+	42.2+	22.7+	13.7-					68.8+	54.5+	33.3-

PART I OFFENSES

# PART I OFFENSES

## WEST VIRGINIA U C R CRIME INDEX REPORT

IDENTIFIER	POPULATION	CRIME RATE	TOTAL OFFEN	TOTAL CLEARED	PERCENT CLEARED	MURDER	RAPE	ROBBERY	FEL ASHLT	BREAK ENTER	LARCENY THEFT	M/V THEFT
SHERIFF	93		35	6	17.14	0	0	0	1	21	11	2
NUMERICAL CHANGE	92		28	6	21.42	0	0	0	0	16	9	3
PERCENT CHANGE			7+	0	4.28-	0	0	0	1+	5+	2+	1-
			25.0+	.0	20.0-				*	31.3+	22.2+	33.3-
STATE POLICE	93		29	21	72.41	0	0	0	0	6	23	0
NUMERICAL CHANGE	92		17	16	94.11	0	3	0	1	0	13	0
PERCENT CHANGE			12+	5+	21.70-	0	3-	0	1-	0	10+	0
			70.6+	31.3+	23.1-		*		*	*	76.9+	
MUNICIPAL	93	10.71	23	11	47.82	0	0	0	1	5	17	0
NUMERICAL CHANGE	92	7.83	17	1	5.88	0	0	0	0	5	12	0
PERCENT CHANGE		2.88+	6+	10+	41.94+	0	0	0	1+	0	5+	0
		36.8+	35.3+1000.0+	713.3+					*	.0	41.7+	
ST MARYS PD	93	10.71	23	11	47.82	0	0	0	1	5	17	0
NUMERICAL CHANGE	92	7.83	17	1	5.88	0	0	0	0	5	12	0
PERCENT CHANGE		2.88+	6+	10+	41.94+	0	0	0	1+	0	5+	0
		36.8+	35.3+1000.0+	713.3+					*	.0	41.7+	
POCAHONTAS CTY TOTAL	93	8.82	80	23	28.75	0	0	2	7	37	29	5
NUMERICAL CHANGE	92	9.01	82	21	25.60	1	2	0	1	45	31	2
PERCENT CHANGE		1.9-	2-	3.15+	1-	2-	2+	0	6+	8-	2-	3+
		2.1-	2.4-	9.5+	12.3+	*	*	*	600.0+	17.8-	6.5-	150.0+
RURAL	93	8.60	66	13	19.69	0	0	1	5	29	26	5
NUMERICAL CHANGE	92	8.81	70	16	22.85	0	2	0	1	38	27	2
PERCENT CHANGE		.41-	4-	3-	5.16-	0	2-	1+	4+	9-	1-	3+
		4.7-	5.7-	18.8-	13.8-		*	*	400.0+	23.7-	3.7-	150.0+
SHERIFF	93		25	3	12.00	0	0	0	2	13	9	1
NUMERICAL CHANGE	92	40	7	17.50	0	0	0	0	0	18	20	2
PERCENT CHANGE		15-	4-	5.50-	0	0	0	0	2+	5-	11-	1-
		37.5-	57.1-	31.4-					*	27.8-	55.0-	50.0-
STATE POLICE	93		41	10	24.39	0	0	1	3	16	17	4
NUMERICAL CHANGE	92	30	9	30.00	0	2	0	1	1	20	7	0
PERCENT CHANGE		11+	1+	5.61-	0	2-	1+	2+	2+	4-	10+	4+
		36.7+	11.1+	18.7-		*	*	*	200.0+	20.0-	142.9+	*
MUNICIPAL	93	11.62	14	10	71.42	0	0	1	2	8	3	0
NUMERICAL CHANGE	92	10.35	12	5	41.66	1	0	0	0	7	4	0
PERCENT CHANGE		1.27+	2+	29.76+	1-	0	0	1+	2+	1+	1-	0
		12.3+	16.7+	100.0+	71.4+				*	14.3+	25.0-	
MARLINTON PD	93	11.62	14	10	71.42	0	0	1	2	8	3	0
NUMERICAL CHANGE	92	10.35	12	5	41.66	1	0	0	0	7	4	0
PERCENT CHANGE		1.27+	2+	29.76+	1-	0	0	1+	2+	1+	1-	0
		12.3+	16.7+	100.0+	71.4+				*	14.3+	25.0-	

MEST VIRGINIA U C R CRIME INDEX REPORT

IDENTIFIER	POPULATION	CRIME RATE	TOTAL OFFEN	TOTAL CLEARED	PERCENT CLEARED	MURDER	RAPE	ROBBERY	FEL ASLT	BREAK ENTER	LARCENY THEFT	M/V THEFT
PRESTON CTY TOTAL	29,617	10.39	308	37	12.01	2	1	0	6	105	176	18
	29,331	12.81	376	73	19.41	0	0	0	2	154	204	16
NUMERICAL CHANGE	286+	2.42-	68-	36-	7.40-	2+	1+	0	4+	49-	28-	2+
PERCENT CHANGE	1.0+	18.9-	18.1-	49.3-	38.1-	*	*	200.0+	200.0+	31.8-	13.7-	12.5+
RURAL	24,079	10.46	252	24	9.52	2	0	0	4	82	149	15
	23,840	13.42	320	50	15.62	0	0	0	1	138	166	15
NUMERICAL CHANGE	239+	2.96-	68-	26-	6.10-	2+	0	0	3+	56-	17-	0
PERCENT CHANGE	1.0+	22.1-	21.3-	52.0-	39.1-	*	*	300.0+	300.0+	40.6-	10.2-	.0
SHERIFF	93		189	18	9.52	1	0	0	1	59	115	13
	92		213	29	13.61	0	0	0	0	75	130	8
NUMERICAL CHANGE			24-	11-	4.09-	1+	0	0	1+	16-	15-	5+
PERCENT CHANGE			11.3-	37.9-	30.1-	*	*	*	*	21.3-	11.5-	62.5+
STATE POLICE	93		63	6	9.52	1	0	0	3	23	36	7
	92		107	21	19.62	0	0	0	1	63	36	2
NUMERICAL CHANGE			44-	15-	10.10-	1+	0	0	2+	40-	2-	5-
PERCENT CHANGE			41.1-	71.4-	51.5-	*	*	200.0+	200.0+	63.5-	5.6-	71.4-
MUNICIPAL	93		56	13	23.21	0	1	0	2	23	27	3
	92		56	23	41.07	0	0	0	1	16	38	1
NUMERICAL CHANGE			.08-	0	17.86-	0	1+	0	1+	7+	11-	2+
PERCENT CHANGE			.8-	.0	43.5-	*	*	100.0+	100.0+	43.8+	28.9-	200.0+
KINGHOOD PD	93		56	13	23.21	0	1	0	2	23	27	3
	92		56	23	41.07	0	0	0	1	16	38	1
NUMERICAL CHANGE			.04-	0	17.86-	0	1+	0	1+	7+	11-	2+
PERCENT CHANGE			.2-	.0	43.5-	*	*	100.0+	100.0+	43.8+	28.9-	200.0+
REEDSVILLE PD	93		511	0	.00	0	0	0	0	0	0	0
	92		486	0	.00	0	0	0	0	0	0	0
NUMERICAL CHANGE			25+	0	.00	0	0	0	0	0	0	0
PERCENT CHANGE			5.1+									
PUTNAM CTY TOTAL	44,505	21.49	957	149	15.56	1	11	7	45	229	620	44
	42,117	21.56	900	139	15.44	2	12	7	37	194	599	49
NUMERICAL CHANGE	2,388+	.13+	57+	10+	.12+	1-	1-	0	8+	35+	21+	5-
PERCENT CHANGE	5.7+	.6+	6.3+	7.2+	.8+	50.0-	8.3-	.0	21.6+	18.0+	3.5+	10.2-
RURAL	38,350	20.15	773	110	14.23	1	9	6	35	176	508	38
	36,477	20.91	763	120	15.72	2	12	7	28	167	506	41
NUMERICAL CHANGE	1,873+	.76-	10+	10-	1.49-	1-	3-	1-	7+	9+	2+	3-
PERCENT CHANGE	5.1+	3.6-	1.3+	8.3-	9.5-	50.0-	25.0-	14.3-	25.0+	5.4+	.4+	7.3-
SHERIFF	93		626	38	6.07	1	0	5	17	154	422	27
	92		652	84	12.68	1	1	6	25	139	457	33
NUMERICAL CHANGE			36-	46-	6.61-	0	1-	1-	8-	15+	35-	6-
PERCENT CHANGE			5.4-	54.8-	52.1-	.0	*	16.7-	32.0-	10.8+	7.7-	18.2-

PART I OFFENSES

# PART I OFFENSES

## NORTH VIRGINIA U C R CRIME INDEX REPORT

IDENTIFIER	POPULATION	CRIME RATE	TOTAL OFFEN	TOTAL CLEARED	PERCENT CLEARED	MURDER	RAPE	ROBBERY	FEL ASHLT	BREAK ENTER	LARCENY THEFT	M/V THEFT
STATE POLICE 93	6,155	29.89	147	72	48.97	0	9	1	13	22	86	11
NUMERICAL CHANGE 92	5,640	24.29	101	36	35.64	1	11	1	3	28	49	8
PERCENT CHANGE	9.1+	5.60+	46+	36+	13.33+	1-	2-	0	15+	6-	37+	3+
		23.1+	45.5+	100.0+	37.4+	0	18.2-	.0	500.0+	21.4-	75.5+	37.5+
MUNICIPAL 93	4,962	29.89	184	39	21.19	0	2	0	10	53	112	6
NUMERICAL CHANGE 92	4,506	24.29	137	19	13.86	0	0	0	9	27	93	8
PERCENT CHANGE	9.1+	5.60+	47+	20+	7.33+	0	2+	0	1+	26+	19+	2-
		23.1+	34.3+	105.3+	52.9+	0	0	0	11.1+	96.3+	20.4+	25.0-
HURRICANE PD 93	4,962	36.07	179	38	21.22	0	2	0	10	52	109	6
NUMERICAL CHANGE 92	4,506	30.40	137	19	13.86	0	0	0	9	27	93	8
PERCENT CHANGE	10.1+	5.67+	42+	19+	7.36+	0	2+	0	1+	25+	16+	2-
		18.7+	30.7+	100.0+	53.1+	0	0	0	11.1+	92.6+	17.2+	25.0-
POCA PD 93	1,193	4.19	5	1	20.00	0	0	0	0	1	3	0
NUMERICAL CHANGE 92	1,134	.00	0	0	.00	0	0	0	0	0	0	0
PERCENT CHANGE	5.2+	4.19+	5+	1+	20.00+	0	0	0	0	1+	3+	0
		.0	0	0	0	0	0	0	0	0	0	0
RALEIGH CITY TOTAL	77,863	41.19	3208	654	20.38	10	14	65	276	561	2137	165
NUMERICAL CHANGE 92	77,607	36.52	2836	712	25.10	2	14	51	250	469	1906	144
PERCENT CHANGE	3+	4.67+	372+	58-	4.72-	8+	0	14+	26+	12+	231+	1+
		12.8+	13.1+	8.1-	18.8-	400.0+	.0	27.5+	10.4+	19.6+	12.1+	.7+
RURAL 93	56,972	26.23	1495	164	10.96	7	1	19	115	310	962	81
NUMERICAL CHANGE 92	56,372	26.87	1516	271	17.87	1	11	24	187	313	877	103
PERCENT CHANGE	1.1+	.64-	21-	107-	6.91-	6+	10-	5-	72-	3-	85+	22-
		2.4-	1.4-	39.5-	38.7-	600.0+	90.9-	20.8-	38.5-	1.0-	9.7+	21.4-
SHERIFF 93	1288	151	11.72	6	1	18	109	808	279	808	67	
NUMERICAL CHANGE 92	1260	232	18.41	1	11	23	183	694	267	694	81	
PERCENT CHANGE	2.2+	81-	6.69-	5+	10-	5-	74-	12+	12+	114+	14-	
		2.2+	34.9-	36.3-	500.0+	90.9-	40.4-	4.5+	4.5+	16.4+	17.3-	
STATE POLICE 93	207	13	6.28	1	0	1	6	154	31	154	14	
NUMERICAL CHANGE 92	256	39	15.23	0	0	1	4	46	4	183	22	
PERCENT CHANGE	19.1-	26-	8.95-	1+	0	0	2+	15-	2+	15.8-	36.4-	
		19.1-	66.7-	58.8-	0	0	50.0+	32.6-	50.0+	15.8-	36.4-	
MUNICIPAL 93	20,891	81.98	1713	490	28.60	3	13	46	161	251	1175	64
NUMERICAL CHANGE 92	21,235	62.15	1320	491	33.40	1	3	27	63	156	1029	41
PERCENT CHANGE	1.6-	19.83+	393+	49+	4.80-	2+	10+	19+	98+	95+	146+	23+
		31.9+	29.8+	11.1+	14.4-	200.0+	333.3+	70.4+	155.6+	60.9+	14.2+	56.1+
BECKLEY PD 93	18,219	93.78	1709	488	28.55	3	13	46	160	248	1175	64
NUMERICAL CHANGE 92	18,484	70.87	1310	436	33.28	1	12	27	63	152	1025	40
PERCENT CHANGE	1.4-	22.91+	399+	52+	4.73-	2+	11+	19+	97+	96+	150+	26+
		32.3+	30.5+	11.9+	14.2-	200.0+	550.0+	70.4+	154.0+	63.2+	14.6+	60.0+

MEST VIRGINIA U C R CRIME INDEX REPORT

IDENTIFIER	POPULATION	CRIME RATE	TOTAL OFFEN	TOTAL CLEARED	PERCENT CLEARED	MURDER	RAPE	ROBBERY	FEL ASHLT	BREAK ENTER	LARCENY THEFT	M/V THEFT
MABSCOTT PD	1,457	.68	1	1	100.00	0	0	0	0	1	0	0
NUMERICAL CHANGE	1,558	3.20	5	4	80.00	0	1	0	0	0	3	1
PERCENT CHANGE	101-	2.52-	4-	3-	20.00+	0	1-	0	0	1+	3-	1-
	6.5-	78.8-	80.0-	75.0-	25.0+	0	0	0	0	0	0	0
SOPHIA PD	1,215	2.46	3	1	33.33	0	0	0	1	2	0	0
NUMERICAL CHANGE	1,193	4.19	5	1	20.00	0	0	0	0	4	1	0
PERCENT CHANGE	224	1.73-	2-	0	13.33+	0	0	0	1+	2-	1-	0
	1.8+	41.3-	40.0-	.0	66.7+	0	0	0	0	50.0-	0	0
RANDOLPH CTY TOTAL	28,317	18.67	529	109	20.60	0	1	7	16	109	365	31
NUMERICAL CHANGE	28,087	18.58	522	157	30.07	0	7	4	22	100	354	35
PERCENT CHANGE	8+	.09+	7+	48-	9.47-	0	6-	3+	6-	9+	11+	4-
		.5+	1.3+	30.6-	31.5-	0	85.7-	75.0+	27.3-	9.0+	3.1+	11.4-
RURAL	20,015	11.54	231	45	19.48	0	0	4	10	58	138	21
NUMERICAL CHANGE	19,900	10.05	200	71	35.50	0	2	1	17	63	96	21
PERCENT CHANGE	115+	1.49+	31+	26-	16.02-	0	2-	3+	7-	5-	42+	0
	.6+	14.8+	15.5+	36.6-	45.1-	0	0	300.0+	41.2-	7.9-	43.8+	.0
SHERIFF	93		6	6	100.00	0	0	0	0	6	0	0
NUMERICAL CHANGE	92		23	19	82.60	0	1	0	3	8	8	3
PERCENT CHANGE			17-	13-	17.40+	0	1-	0	3-	2-	8-	3-
			73.9-	68.4-	21.1+	0	0	0	0	25.0-	0	0
STATE POLICE	93		225	39	17.33	0	0	4	10	52	138	21
NUMERICAL CHANGE	92		177	52	29.37	0	1	1	14	55	88	18
PERCENT CHANGE			48+	13-	12.04-	0	1-	3+	4-	5-	50+	3+
			27.1+	25.0-	41.0-	0	0	300.0+	28.6-	5.5-	56.8+	16.7+
MUNICIPAL	8,302	35.89	298	64	21.47	0	1	3	6	51	227	10
NUMERICAL CHANGE	8,187	39.32	322	86	26.70	0	5	3	5	37	258	14
PERCENT CHANGE	115+	3.43-	24-	22-	5.23-	0	4-	0	1+	14+	31-	4-
	1.4+	8.7-	7.5-	25.6-	19.6-	0	80.0-	.0	20.0+	37.8+	12.0-	28.6-
ELKINS PD	7,630	37.35	285	60	21.05	0	1	3	5	44	222	10
NUMERICAL CHANGE	7,496	41.62	312	82	26.28	0	5	3	5	36	250	13
PERCENT CHANGE	134+	4.27-	27-	22-	5.23-	0	4-	0	0	8+	28-	3-
	1.8+	10.3-	8.7-	26.8-	19.9-	0	80.0-	.0	.0	22.2+	11.2-	23.1-
MILL CREEK PD	672	19.34	13	4	30.76	0	0	0	1	7	5	0
NUMERICAL CHANGE	691	14.47	10	4	40.00	0	0	0	0	1	8	1
PERCENT CHANGE	19-	4.87+	3+	0	9.24-	0	0	0	1+	6+	3-	1-
	2.7-	33.7+	30.0+	.0	23.1-	0	0	0	0	600.0+	37.5-	0
TRITCHIE CTY TOTAL	10,159	4.23	43	15	34.88	3	2	1	2	18	14	3
NUMERICAL CHANGE	10,336	6.09	63	21	33.33	0	1	1	2	27	24	8
PERCENT CHANGE	175-	1.86-	20-	6-	1.55+	3+	1+	0	0	9-	10	5-
	1.7-	30.5-	31.7-	28.6-	4.7+	0	100.0+	.0	.0	33.3-	41.7-	62.5-

PART I OFFENSES

# PART I OFFENSES

## MET VIRGINIA U C R CRIME INDEX REPORT

IDENTIFIER	POPULATION	CRIME RATE	TOTAL OFFEN	TOTAL CLEARED	PERCENT CLEARED	MURDER	RAPE	ROBBERY	FEL ASST	BREAK ENTER	LARCENY THEFT	N/V THEFT
RURAL	6,986	5.29	37	12	32.43	3	2	0	2	17	11	2
NUMERICAL CHANGE	7,183	7.79	56	19	33.92	0	1	1	2	26	19	7
PERCENT CHANGE	2.7-	2.50-	19-	17-	1.49-	3+	1+	1-	0	9-	8-	5-
		32.1-	33.9-	36.8-	4.4-	100.0+	100.0+	100.0+	0	34.6-	42.1-	71.4-
SHERIFF	15	8	53.33	0	0	1	0	0	1	10	3	0
NUMERICAL CHANGE	2	2	100.00	0	0	0	0	0	0	0	1	1
PERCENT CHANGE	13+	6+	46.67-	1+	0	1+	0	0	1+	10+	2+	1-
	650.0+	300.0+	46.7-	100.0+	100.0+	100.0+	100.0+	100.0+	50.0-	73.1-	200.0+	66.7-
STATE POLICE	22	4	18.18	4	22.22	2	2	0	1	7	8	2
NUMERICAL CHANGE	54	17	31.48	6	11.11	0	1	1	2	26	18	6
PERCENT CHANGE	32-	13-	13.30-	2+	13.30-	2+	1+	1-	1-	19-	10-	4-
	59.3-	76.5-	42.2-	100.0+	100.0+	100.0+	100.0+	100.0+	50.0-	73.1-	55.6-	66.7-
MUNICIPAL	3,173	1.89	6	3	50.00	0	0	0	0	1	3	1
NUMERICAL CHANGE	3,151	2.22	7	2	28.57	0	0	0	0	1	5	1
PERCENT CHANGE	22+	.33-	1-	1+	21.43+	0	0	0	0	0	2-	0
	.7+	14.9-	14.3-	50.0+	75.0+	0	0	0	0	0	40.0-	0
HARRISVILLE PD	1,889	2.64	5	2	40.00	0	0	0	0	1	3	1
NUMERICAL CHANGE	1,857	2.15	4	1	25.00	0	0	0	0	1	3	0
PERCENT CHANGE	52+	.49+	1+	1+	15.00+	0	0	0	0	0	0	1+
	1.7+	22.8+	25.0+	100.0+	60.0+	0	0	0	0	0	0	1+
PEHNSBORO PD	1,284	.77	1	1	100.00	0	0	0	0	0	0	0
NUMERICAL CHANGE	1,294	2.31	3	1	33.33	0	0	0	0	0	2	1
PERCENT CHANGE	10-	1.54-	2-	0	66.67+	0	0	0	0	0	2-	1-
	.8-	66.7-	66.7-	0	200.0+	0	0	0	0	0	0	1-
ROANE CTY	15,205	11.83	180	46	25.55	0	0	0	2	67	90	18
NUMERICAL CHANGE	15,273	16.89	258	65	25.19	0	1	1	7	105	104	40
PERCENT CHANGE	.4-	5.06-	78-	19-	1.56+	0	1-	1+	4-	38-	14-	22-
	.4-	30.0-	30.2-	29.2-	1.4+	0	100.0+	100.0+	57.1-	36.2-	13.5-	55.0-
RURAL	12,894	9.84	127	20	15.74	0	0	0	1	61	48	15
NUMERICAL CHANGE	12,972	15.57	202	38	18.81	0	0	0	2	96	65	33
PERCENT CHANGE	.6-	5.73-	75-	18-	3.07-	0	0	0	0	35-	17-	18-
		36.8-	37.1-	47.4-	16.3-	0	0	0	0	36.5-	26.2-	54.5-
SHERIFF	79	11	13.92	0	0	0	0	0	2	39	31	6
NUMERICAL CHANGE	97	14	14.43	0	0	0	0	0	2	39	36	19
PERCENT CHANGE	18-	3-	51-	0	0	0	0	0	0	0	5-	13-
	18.6-	21.4-	3.5-	0	0	0	0	0	0	0	13.9-	68.4-
STATE POLICE	48	9	18.75	0	0	0	0	0	0	22	17	9
NUMERICAL CHANGE	105	24	22.85	0	0	0	0	0	5	57	29	14
PERCENT CHANGE	57-	15-	4.10-	0	0	0	0	0	1	35-	12-	5-
	54.3-	62.5-	17.9-	0	0	0	0	0	1	61.4-	41.4-	35.7-



WEST VIRGINIA U C R CRIME INDEX REPORT

IDENTIFIER	POPULATION	CRIME RATE	TOTAL OFFEN	TOTAL CLEARED	PERCENT CLEARED	MURDER	RAPE	ROBBERY	FEL ASFLT	BREAK ENTER	LARCENY THEFT	M/V THEFT
MUNICIPAL 93	2,311	22.93	53	26	49.05	0	0	1	1	6	42	3
NUMERICAL CHANGE 92	2,301	24.33	56	27	48.21	0	1	0	0	9	39	7
PERCENT CHANGE	10+	1.40-	3-	1-	.84+	0	1-	1+	1+	3-	3+	4-
	.4+	5.8-	5.4-	3.7-	1.7+					33.3-	7.7+	57.1-
SPENCER PD 93	2,311	22.93	53	26	49.05	0	0	1	1	6	42	3
NUMERICAL CHANGE 92	2,301	24.33	56	27	48.21	0	1	0	0	9	39	7
PERCENT CHANGE	10+	1.40-	3-	1-	.84+	0	1-	1+	1+	3-	3+	4-
	.4+	5.8-	5.4-	3.7-	1.7+					33.3-	7.7+	57.1-
SUMMERS CITY TOTAL 93	14,232	7.44	106	26	24.52	0	0	1	6	56	41	2
NUMERICAL CHANGE 92	14,350	11.00	158	47	29.74	1	0	1	3	102	49	2
PERCENT CHANGE	118-	3.56-	52-	21-	5.22-	1-	0	0	3+	46-	8-	0
	.8-	32.4-	32.9-	44.7-	17.6-				0	100.0+	45.1-	16.3-
RURAL 93	10,726	8.85	95	16	16.84	0	0	1	3	54	35	2
NUMERICAL CHANGE 92	10,882	14.15	154	45	29.22	1	0	1	3	98	49	2
PERCENT CHANGE	156-	5.30-	59-	29-	12.38-	1-	0	0	0	44-	14-	0
	1.4-	37.5-	38.3-	64.4-	42.4-				.0	44.9-	28.6-	.0
SHERIFF 93			7	7	100.00	0	0	0	3	2	2	0
NUMERICAL CHANGE 92			0	0	0.00	0	0	0	0	0	0	0
PERCENT CHANGE			7+	7+	100.00+	0	0	0	3+	2+	2+	0
STATE POLICE 93			88	9	10.22	0	0	1	0	52	33	2
NUMERICAL CHANGE 92			154	45	29.22	1	0	1	3	98	49	2
PERCENT CHANGE			66-	36-	19.00-	1-	0	0	3-	46-	16-	0
			42.9-	80.0-	65.0-					46.9-	32.7-	.0
MUNICIPAL 93	3,506	3.13	11	10	90.90	0	0	0	3	2	6	0
NUMERICAL CHANGE 92	3,468	1.15	4	2	50.00	0	0	0	0	4	0	0
PERCENT CHANGE	38+	1.98+	7+	8+	40.90+	0	0	0	3+	2-	6+	0
	1.1+	172.2+	175.0+	400.0+	81.8+					50.0-		
HINTON PD 93	3,506	3.13	11	10	90.90	0	0	0	3	2	6	0
NUMERICAL CHANGE 92	3,468	1.15	4	2	50.00	0	0	0	0	4	0	0
PERCENT CHANGE	38+	1.98+	7+	8+	40.90+	0	0	0	3+	2-	6+	0
	1.1+	172.2+	175.0+	400.0+	81.8+					50.0-		
TAYLOR CITY TOTAL 93	15,220	10.97	167	36	21.55	1	1	0	11	38	105	11
NUMERICAL CHANGE 92	15,297	15.68	240	39	16.25	0	0	2	19	69	139	11
PERCENT CHANGE	77-	4.71-	73-	3-	5.30+	1+	1+	2-	8-	31-	34-	0
	.5-	30.0-	30.4-	7.7-	32.6+				42.1-	46.9-	24.5-	.0
RURAL 93	9,649	5.69	55	13	23.63	1	1	0	0	20	26	7
NUMERICAL CHANGE 92	9,717	8.02	78	15	19.23	0	0	0	2	43	28	5
PERCENT CHANGE	68-	2.33-	23-	2-	4.40+	1+	1+	0	2-	23-	2-	2+
	.7-	29.1-	29.3-	13.3-	22.9+					53.5-	7.1-	40.0+

PART I OFFENSES

# PART I OFFENSES

## WEST VIRGINIA U C R CRIME INDEX REPORT

IDENTIFIER	POPULATION	CRIME RATE	TOTAL OFFEN	TOTAL CLEARED	PERCENT CLEARED	MURDER	RAPE	ROBBERY	FEL ASHLT	BREAK ENTER	LARCENY THEFT	M/V THEFT
SHERIFF 93	26	7	26.92			0	0	0	0	15	11	0
SHERIFF 92	30	4	13.33			0	0	0	1	22	7	0
NUMERICAL CHANGE	4	3+	13.59+			0	0	0	1-	7-	4+	0
PERCENT CHANGE	13.3-	75.0+	102.0+						✕	31.8-	57.1+	
STATE POLICE 93	29	6	20.68			1	1	0	0	5	15	7
STATE POLICE 92	48	11	22.91			0	0	0	1	21	21	5
NUMERICAL CHANGE	19-	5-	2.23-			1+	1+	0	1-	16-	6-	2+
PERCENT CHANGE	39.6-	45.5-	9.7-			✕	✕		✕	76.2-	28.6-	40.0+
MUNICIPAL 93	5,571	20.10	112	23	20.53	0	0	0	11	18	79	4
MUNICIPAL 92	5,580	29.03	162	24	14.81	0	0	2	17	26	111	6
NUMERICAL CHANGE	9-	8.93-	50-	1-	5.72+	0	0	2-	6-	8-	32-	2-
PERCENT CHANGE	.2-	30.8-	30.9-	4.2-	38.6+			✕	35.3-	30.8-	28.8-	33.3-
GRAFTON PD 93	5,571	20.10	112	23	20.53	0	0	0	11	18	79	4
GRAFTON PD 92	5,580	29.03	162	24	14.81	0	0	2	17	26	111	6
NUMERICAL CHANGE	9-	8.93-	50-	1-	5.72+	0	0	2-	6-	8-	32-	2-
PERCENT CHANGE	.2-	30.8-	30.9-	4.2-	38.6+			✕	35.3-	30.8-	28.8-	33.3-
TUCKER CTY TOTAL 93	7,811	12.93	101	25	24.75	1	1	0	3	27	58	11
TUCKER CTY TOTAL 92	7,805	10.76	84	20	23.80	0	0	0	5	38	38	3
NUMERICAL CHANGE	6+	2.17+	17+	5+	.95+	1+	1+	0	2	11-	20+	8+
PERCENT CHANGE	.1+	20.2+	20.2+	25.0+	4.0+	✕	✕		40.0-	28.9-	52.6+	266.7+
RURAL 93	6,339	11.20	71	14	19.71	1	1	0	2	20	36	11
RURAL 92	6,358	10.57	67	12	17.91	0	0	0	5	33	26	3
NUMERICAL CHANGE	1+	.63+	4+	2+	1.80+	1+	1+	0	3-	13-	10+	8+
PERCENT CHANGE	.0	6.0+	6.0+	16.7+	10.1+	✕	✕		60.0-	39.4-	38.5+	266.7+
SHERIFF 93	34	4	11.76			1	0	0	1	12	19	1
SHERIFF 92	22	5	22.72			0	0	0	1	18	2	1
NUMERICAL CHANGE	12+	1-	10.96-			1+	0	0	0	6-	17+	0
PERCENT CHANGE	54.5+	20.0-	48.2-			✕			.0	33.3-	850.0+	.0
STATE POLICE 93	37	10	27.02			0	1	0	1	8	17	10
STATE POLICE 92	45	7	15.55			0	0	0	4	15	24	2
NUMERICAL CHANGE	8-	3+	11.47+			0	1+	0	3-	7-	7-	8+
PERCENT CHANGE	17.8-	42.9+	73.8+			✕	✕		75.0-	46.7-	29.2-	400.0+
MUNICIPAL 93	1,472	20.38	30	11	36.66	0	0	0	1	7	22	0
MUNICIPAL 92	1,467	11.58	17	8	47.05	0	0	0	0	5	12	0
NUMERICAL CHANGE	5+	8.80+	13+	3+	10.39-	0	0	0	1+	2+	10+	0
PERCENT CHANGE	.5+	76.0+	76.5+	37.5+	22.1-				✕	40.0+	83.3+	
PARSONS PD 93	1,472	20.38	30	11	36.66	0	0	0	1	7	22	0
PARSONS PD 92	1,467	11.58	17	8	47.05	0	0	0	0	5	12	0
NUMERICAL CHANGE	5+	8.80+	13+	3+	10.39-	0	0	0	1+	2+	10+	0
PERCENT CHANGE	.3+	76.0+	76.5+	37.5+	22.1-				✕	40.0+	83.3+	

WEST VIRGINIA U C R CRIME INDEX REPORT

IDENTIFIER	POPULATION	CRIME RATE	TOTAL OFFEN	PERCENT CLEARED	MURDER	RAPE	ROBBERY	FEL ASLT	BREAK ENTER	LARCENY THEFT	M/V THEFT
TYLER CTY	11,783	12.55	148	47	31.75	0	3	0	6	49	81
TOTAL	11,851	9.87	117	44	37.60	1	3	1	12	35	62
NUMERICAL CHANGE	68-	2.68+	31+	3+	5.85-	1-	0	1-	6-	14+	19+
PERCENT CHANGE	.6-	27.2+	26.5+	6.8+	15.6-	κ	.0	κ	50.0-	40.0+	30.6+
RURAL	6,213	10.13	63	25	39.68	0	3	0	2	36	19
NUMERICAL CHANGE	6,217	7.88	49	17	34.69	1	2	4	4	27	12
PERCENT CHANGE	.4-	2.25+	14+	4.99+	1-	1+	1-	2-	9+	7+	1+
SHERIFF	59	25	25	42.37	0	3	0	2	32	19	3
NUMERICAL CHANGE	46	17	36.95	1	2	1	4	4	24	12	2
PERCENT CHANGE	13+	8+	5.42+	1-	1+	1-	2-	2-	8+	7+	1+
STATE POLICE	4	0	0	.00	0	0	0	0	4	0	0
NUMERICAL CHANGE	3	0	0	.00	0	0	0	0	3	0	0
PERCENT CHANGE	1+	0	0	.00	0	0	0	0	1+	0	0
MUNICIPAL	5,570	15.26	85	22	25.88	0	0	4	13	62	6
NUMERICAL CHANGE	5,634	12.06	68	27	39.70	0	1	8	8	50	1
PERCENT CHANGE	1.1-	26.5+	25.0+	18.5-	34.8-	κ	κ	50.0-	62.5+	24.0+	50.0+
PADEN CITY PD	2,805	17.82	50	4	8.00	0	0	0	5	41	4
NUMERICAL CHANGE	2,889	12.11	35	2	5.71	0	0	0	0	35	0
PERCENT CHANGE	84-	5.71+	15+	2+	2.29+	0	0	0	5+	6+	4+
SISTERSVILLE PD	1,810	2.76	5	2	40.00	0	0	0	0	4	1
NUMERICAL CHANGE	1,815	3.50	6	6	100.00	0	0	2	1	2	1
PERCENT CHANGE	.3-	16.4-	16.7-	66.7-	60.0-	0	0	2-	1-	2+	0
MIDDLEBOURNE PD	955	31.41	30	16	53.33	0	0	4	8	17	1
NUMERICAL CHANGE	930	29.03	27	19	70.37	0	1	6	7	13	0
PERCENT CHANGE	2.7+	8.2+	11.1+	15.8-	24.2-	0	1-	2-	1+	4+	1+
UPSHUR CTY	23,170	18.55	430	124	28.83	0	7	27	70	306	18
TOTAL	23,102	17.91	414	144	34.78	0	7	26	67	284	29
NUMERICAL CHANGE	68+	.64+	16+	20-	5.95-	0	0	1+	3+	22+	11-
PERCENT CHANGE	.3+	3.6+	3.9+	13.9-	17.1-	.0	100.0+	3.8+	4.5+	7.7+	37.9-
RURAL	17,227	11.78	203	63	31.03	0	0	1	23	52	10
NUMERICAL CHANGE	17,133	12.89	221	79	35.74	0	5	1	21	46	127
PERCENT CHANGE	.5+	8.6-	8.1-	20.3-	13.2-	0	κ	.0	9.5+	13.0+	7.9-

PART I OFFENSES

# PART I OFFENSES

## WEST VIRGINIA U C R CRIME INDEX REPORT

IDENTIFIER	POPULATION	CRIME RATE	TOTAL OFFEN	TOTAL CLEARED	PERCENT CLEARED	MURDER	RAPE	ROBBERY	FEL ASHLT	BREAK ENTER	LARCENY THEFT	M/V THEFT
SHERIFF 93	59	18	59	18	30.50	0	0	0	0	21	37	1
NUMERICAL CHANGE 92	46	20	46	20	43.47	0	0	0	1	11	30	4
PERCENT CHANGE	13+	2-	13+	2-	12.97-	0	0	0	1-	10+	7+	3-
	28.3+	10.0-	28.3+	10.0-	29.8-				*	90.9+	23.3+	75.0-
STATE POLICE 93	144	45	144	45	31.25	0	0	1	23	31	80	9
NUMERICAL CHANGE 92	175	59	175	59	33.71	0	0	0	20	35	97	17
PERCENT CHANGE	31-	14-	31-	14-	2.46-	0	5-	0	3+	4-	17-	8-
	17.7-	23.7-	17.7-	23.7-	7.3-	*	*	0	15.0+	11.4-	17.5-	47.1-
MUNICIPAL 93	5,943	38.19	227	61	26.87	0	7-	1	4	18	189	8
NUMERICAL CHANGE 92	5,969	32.33	193	65	33.67	0	2	0	5	21	157	8
PERCENT CHANGE	26-	4-	34+	4-	6.80-	0	5+	1+	1-	3-	32+	0
	18.1+	6.2-	17.6+	6.2-	20.2-	0	250.0+	*	20.0-	14.3-	20.4+	0
BUCKHANNON PD 93	5,943	38.19	227	61	26.87	0	7	1	4	18	189	8
NUMERICAL CHANGE 92	5,969	32.33	193	65	33.67	0	2	0	5	21	157	8
PERCENT CHANGE	26-	4-	34+	4-	6.80-	0	5+	1+	1-	3-	32+	0
	18.1+	6.2-	17.6+	6.2-	20.2-	0	250.0+	*	20.0-	14.3-	20.4+	0
MAYNE CTY TOTAL	37,852	14.28	541	124	22.92	7	4	8	35	148	276	63
NUMERICAL CHANGE 92	37,572	16.07	604	167	27.64	5	7	11	36	198	300	47
PERCENT CHANGE	280+	1.79-	63-	43-	4.72-	2+	3-	3-	1-	50-	24-	16+
	.7+	11.1-	10.4-	25.7-	17.1-	40.0+	42.9-	27.3-	2.8-	25.3-	8.0-	34.0+
RURAL 93	30,015	10.62	319	90	28.21	7	4	7	22	112	117	50
NUMERICAL CHANGE 92	29,854	13.32	398	128	32.16	4	6	4	30	147	166	41
PERCENT CHANGE	161+	2.70-	79-	38-	5.95-	3+	2-	3+	8-	35-	49-	9+
	.5+	20.3-	19.8-	29.7-	12.3-	75.0+	33.3-	75.0+	26.7-	23.8-	29.5-	22.0+
SHERIFF 93	116	32	116	32	27.58	6	0	3	9	46	36	16
NUMERICAL CHANGE 92	141	32	141	32	22.69	0	0	2	12	63	50	14
PERCENT CHANGE	25-	0	4.89+	6+	4.89+	0	0	1+	3-	17-	14-	2+
	17.7-	.0	21.6+		21.6+	*		50.0+	25.0-	27.0-	28.0-	14.3+
STATE POLICE 93	203	58	203	58	28.57	1	4	4	13	66	81	34
NUMERICAL CHANGE 92	257	96	257	96	37.35	4	6	2	18	84	116	27
PERCENT CHANGE	54-	38-	54-	38-	8.78-	3-	2-	2+	5-	18-	35-	7+
	21.0-	39.6-	21.0-	39.6-	23.5-	75.0-	33.3-	100.0+	27.8-	21.4-	30.2-	25.9+
MUNICIPAL 93	7,837	28.32	222	34	15.31	0	0	1	13	36	159	13
NUMERICAL CHANGE 92	7,718	26.68	206	39	18.93	1	1	7	6	51	134	6
PERCENT CHANGE	1.5+	1.64+	16+	5-	3.62-	1-	1-	6-	7+	15-	25+	7+
		6.1+	7.8+	12.8-	19.1-	*	*	85.7-	116.7+	29.4-	18.7+	116.7+
CEREDO PD 93	2,006	30.40	61	23	37.70	0	0	0	0	7	53	1
NUMERICAL CHANGE 92	1,935	31.52	61	23	37.70	0	0	2	0	12	46	1
PERCENT CHANGE	3.7+	1.12-	0	0	.00	0	0	2-	0	5-	7+	0
		3.6-	.0	.0	.00			*	0	41.7-	15.2+	.0

WEST VIRGINIA U C R CRIME INDEX REPORT

IDENTIFIER	POPULATION	CRIME RATE	TOTAL OFFENSES	TOTAL CLEARED	PERCENT CLEARED	MURDER	RAPE	ROBBERY	FEL ASSLT	BREAK ENTER	LARCENY THEFT	M/V THEFT
KENOVA PD	3,742	40.61	152	5	3.28	0	0	0	8	27	106	11
NUMERICAL CHANGE	3,785	37.51	142	13	9.15	1	1	5	4	38	88	5
PERCENT CHANGE	1.1-	8.3+	7.0+	61.5-	64.2-	1-	1-	1-	4+	11-	18+	6+
MAYNE PD	1,210	.00	0	0	.00	0	0	0	0	0	0	0
NUMERICAL CHANGE	1,138	.87	1	1	100.00-	0	0	0	0	1-	0	0
PERCENT CHANGE	6.3+	.0	1-	1-	100.00-	0	0	0	0	1-	0	0
FORT GAY PD	879	10.23	9	6	66.66	0	0	1	5	2	0	1
NUMERICAL CHANGE	860	2.32	2	100.00	0	0	0	0	2	0	0	0
PERCENT CHANGE	2.2+	340.9+	350.0+	200.0+	33.3-	0	0	1+	3+	2+	0	1+
WEBSTER CITY TOTAL	10,519	2.47	26	8	30.76	2	1	1	2	8	11	1
NUMERICAL CHANGE	10,837	4.05	44	16	36.56	0	1	1	1	14	20	7
PERCENT CHANGE	2.9-	39.0-	40.9-	50.0-	15.4-	0	0	0	0	6-	9-	6-
RURAL	10,519	2.47	26	8	30.76	2	1	1	2	8	11	1
NUMERICAL CHANGE	10,837	4.05	44	16	36.56	0	1	1	1	14	20	7
PERCENT CHANGE	2.9-	39.0-	40.9-	50.0-	15.4-	0	0	0	0	6-	9-	6-
SHERIFF	93	7	5	71.42	0	1	1	1	2	3	0	0
NUMERICAL CHANGE	92	19	6	31.57	0	0	0	0	1	6	6	4
PERCENT CHANGE	93	63.2-	16.7-	126.2+	0	0	0	0	1+	3-	6-	4-
STATE POLICE	93	19	3	15.78	2	0	0	0	0	5	11	1
NUMERICAL CHANGE	92	25	10	40.00	0	0	0	0	0	8	14	3
PERCENT CHANGE	93	24.0-	70.0-	60.6-	2+	0	0	0	0	3-	3-	2-
METZEL CITY TOTAL	17,398	13.62	237	59	24.89	0	2	1	5	69	148	12
NUMERICAL CHANGE	17,495	15.25	267	102	38.20	2	7	2	5	69	172	10
PERCENT CHANGE	93	10.7-	11.2-	42.2-	34.8-	2-	5-	1-	0	0	24-	2+
RURAL	10,619	6.87	73	9	12.32	0	2	0	5	34	29	3
NUMERICAL CHANGE	10,721	9.60	103	29	28.15	1	7	1	3	37	48	6
PERCENT CHANGE	1.0-	28.4-	29.1-	69.0-	56.2-	1-	5-	1-	2+	3-	19-	3-
SHERIFF	93	52	4	7.69	0	0	0	0	2	31	19	0
NUMERICAL CHANGE	92	66	11	16.66	1	3	0	0	3	20	36	3
PERCENT CHANGE	93	21.2-	63.6-	53.8-	1-	3-	0	0	1-	11+	17-	3-

# PART I OFFENSES

## WEST VIRGINIA U C R CRIME INDEX REPORT

IDENTIFIER	POPULATION	CRIME RATE	TOTAL OFFEN	TOTAL CLEARED	PERCENT CLEARED	MURDER	RAPE	ROBBERY	FEL ASHLT	BREAK ENTER	LARCENY THEFT	M/V THEFT
STATE POLICE 93			21	5	23.80	0	2	0	3	3	10	3
NUMERICAL CHANGE			37	18	48.64	0	4	1	0	17	12	3
PERCENT CHANGE			43.2-	72.2-	51.1-	0	2-	1-	3+	14-	2-	0
							50.0-			82.4-	16.7-	.0
MUNICIPAL 93	6,779	24.19	164	50	30.48	0	0	1	0	35	119	9
NUMERICAL CHANGE	6,774	24.20	164	73	44.51	1	0	1	2	32	124	4
PERCENT CHANGE	.1+	.01-	0	23-	14.03-	1-	0	0	2-	3+	5-	5+
			.0	31.5-	31.5-			.0		9.4+	4.0-	125.0+
NEW MARTINSVILLE PD 93	6,779	24.19	164	50	30.48	0	0	1	0	35	119	9
NUMERICAL CHANGE	6,774	24.20	164	73	44.51	1	0	1	2	32	124	4
PERCENT CHANGE	.1+	.01-	0	23-	14.03-	1-	0	0	2-	3+	5-	5+
			.0	31.5-	31.5-			.0		9.4+	4.0-	125.0+
WIRT CITY TOTAL 93	5,330	15.00	80	38	47.50	0	3	0	5	44	27	1
NUMERICAL CHANGE	5,244	22.88	120	41	34.16	0	5	0	0	66	40	9
PERCENT CHANGE	1.6+	34.4-	33.3-	7.3-	39.1+	0	2-	0	5+	22-	13-	8-
							40.0-			33.3-	32.5-	88.9-
RURAL 93	5,330	15.00	80	38	47.50	0	3	0	5	44	27	1
NUMERICAL CHANGE	5,244	22.88	120	41	34.16	0	5	0	0	66	40	9
PERCENT CHANGE	1.6+	34.4-	33.3-	7.3-	39.1+	0	2-	0	5+	22-	13-	8-
							40.0-			33.3-	32.5-	88.9-
SHERIFF 93			12	5	41.66	0	1	0	0	9	2	0
NUMERICAL CHANGE			18	2	11.11	0	0	0	0	15	2	1
PERCENT CHANGE			6-	3+	30.55+	0	1+	0	0	6-	0	1-
			33.3-	150.0+	275.0+					40.0-	.0	
STATE POLICE 93			68	33	48.52	0	2	0	5	35	25	1
NUMERICAL CHANGE			102	39	38.23	0	5	0	0	51	38	8
PERCENT CHANGE			34-	6-	10.29+	0	3-	0	5+	16-	13-	7-
			33.3-	15.4-	26.9+		60.0-			31.4-	34.2-	87.5-
MOOD CTY TOTAL 93	88,023	25.19	2218	692	31.19	3	15	19	65	522	1489	105
NUMERICAL CHANGE	87,808	27.88	2450	899	36.69	6	16	20	107	514	1650	137
PERCENT CHANGE	.2+	9.6-	9.5-	23.0-	15.0-	50.0-	6.3-	5.0-	39.3-	1.6+	9.8-	23.4-
RURAL 93	40,246	12.51	504	18	9.52	0	3	0	24	143	303	31
NUMERICAL CHANGE	39,423	16.67	664	90	13.55	2	4	1	56	179	383	39
PERCENT CHANGE	1.1+	4.16-	160-	42-	4.03-	2-	1-	1-	32-	36-	80-	8-
			25.0-	24.1-	29.7-		25.0-		57.1-	20.1-	20.9-	20.5-
SHERIFF 93			437	32	7.32	0	0	0	23	119	274	21
NUMERICAL CHANGE			595	80	13.44	2	3	1	52	152	354	31
PERCENT CHANGE			158-	48-	6.12-	2-	3-	1-	29-	53-	80-	10-
			26.6-	60.0-	45.5-				55.8-	21.7-	22.6-	32.3-

WEST VIRGINIA U C R CRIME INDEX REPORT

IDENTIFIER	POPULATION	CRIME RATE	TOTAL OFFEN	TOTAL CLEARED	PERCENT CLEARED	MURDER	RAPE	ROBBERY	FEL ASLTT	BREAK ENTER	LARCENY THEFT	M/V THEFT
STATE POLICE 93	67	16	23.88	0	3	0	0	0	1	24	29	10
NUMERICAL CHANGE 92	69	10	14.49	0	1	0	0	4	27	29	0	8
PERCENT CHANGE	2.9-	60.0+	64.8+	0	200.0+	0	0	75.0-	11.1-	0	25.0+	
MUNICIPAL 93	47,777	35.87	1714	644	37.57	3	12	19	41	379	1186	74
NUMERICAL CHANGE 92	47,985	37.20	1786	809	45.29	4	12	19	51	335	1267	98
PERCENT CHANGE	208-	1.33-	72-	165-	7.72-	1-	0	0	10-	44+	81-	24-
	.4-	3.6-	4.0-	20.4-	17.0-	25.0-	.0	.0	19.6-	13.1+	6.4-	24.5-
PARKERSBURG PD 93	33,854	38.53	1305	515	39.46	3	12	18	39	347	820	66
NUMERICAL CHANGE 92	34,210	41.53	1421	649	45.67	4	12	16	48	314	939	88
PERCENT CHANGE	356-	3.00-	116-	134-	6.21-	1-	0	2+	9-	33+	119-	22-
	1.0-	7.2-	8.2-	20.6-	13.6-	25.0-	.0	12.5+	18.8-	10.5+	12.7-	25.0-
VIENNA PD 93	11,036	27.00	298	127	42.61	0	0	1	2	15	274	6
NUMERICAL CHANGE 92	10,973	27.61	303	152	50.16	0	0	3	3	12	277	8
PERCENT CHANGE	.6+	.61-	5-	25-	7.55-	0	0	2-	1-	3+	3-	2-
		2.2-	1.7-	16.4-	15.1-			66.7-	33.3-	25.0+	1.1-	25.0-
WILLIAMSTON PD 93	2,887	38.44	111	2	1.80	0	0	0	0	17	92	2
NUMERICAL CHANGE 92	2,802	22.12	62	8	12.90	0	0	0	0	9	51	2
PERCENT CHANGE	.85+	16.32+	49+	6-	11.10-	0	0	0	0	8+	41+	0
	3.0+	73.8+	79.0+	75.0-	86.0-					88.9+	80.4+	.0
WYOMING CTY TOTAL 93	29,413	12.61	371	98	26.41	2	2	5	22	158	147	35
NUMERICAL CHANGE 92	29,384	13.74	404	63	15.59	0	1	1	17	118	225	42
PERCENT CHANGE	.29+	1.13-	33-	35+	10.82+	2+	1+	4+	5+	40+	78-	7-
	.1+	8.2-	8.2-	55.6+	69.4+	* 100.0+	* 400.0+	* 29.4+	* 33.9+	* 34.7-	* 16.7-	* *
RURAL 93	24,641	11.84	292	66	22.60	2	0	3	19	133	103	32
NUMERICAL CHANGE 92	24,677	13.45	332	41	12.34	0	1	1	14	104	175	37
PERCENT CHANGE	.1-	12.0-	12.0-	61.0+	83.1+	* 200.0+	* 35.7+	* 27.9+	* 41.1-	* 13.5-		
SHERIFF 93	225	55	24.44	2	0	0	3	17	106	70	27	
NUMERICAL CHANGE 92	201	32	15.92	0	0	0	1	11	56	110	23	
PERCENT CHANGE	11.9+	71.9+	55.5+	* 200.0+	* 54.5+	* 89.3+	* 56.4-	* 17.4-				
STATE POLICE 93	67	11	16.41	0	0	0	0	0	2	27	33	5
NUMERICAL CHANGE 92	131	9	6.87	0	1	0	0	3	48	65	14	
PERCENT CHANGE	48.9-	22.2+	138.9+									
MUNICIPAL 93	4,772	16.55	79	32	40.50	0	2	2	3	25	44	3
NUMERICAL CHANGE 92	4,707	15.29	72	22	30.55	0	0	0	3	14	50	5
PERCENT CHANGE	1.4+	8.2+	9.7+	45.5+	32.6+							

# PART I OFFENSES

## WEST VIRGINIA U C R CRIME INDEX REPORT

IDENTIFIER	POPULATION	CRIME RATE	TOTAL OFFEN	TOTAL CLEARED	PERCENT CLEARED	MURDER	RAPE	ROBBERY	FEL ASHLT	BREAK ENTER	LARCENY THEFT	M/V THEFT
MULLENS PD	2,068	6.28	13	4	30.76	0	0	1	0	4	7	1
	2,026	6.91	14	2	14.28	0	0	0	0	4	9	1
	42+	.63-	1-	2+	16.48+	0	0	1+	0	0	2-	0
	2.1+	9.1-	7.1-	100.0+	115.4+			*		.0	22.2-	.0
	93											
	92											
	NUMERICAL CHANGE											
	PERCENT CHANGE											
PINEVILLE PD	871	18.36	16	1	6.25	0	0	1	0	12	2	1
	873	24.05	21	1	4.76	0	0	0	0	6	12	3
	2-	5.69-	5-	0	1.49+	0	0	1+	0	6+	10-	2-
	.2-	25.7-	23.8-	.0	31.3+			*		100.0+	83.3-	66.7-
	93											
	92											
	NUMERICAL CHANGE											
	PERCENT CHANGE											
OCEANA PD	1,833	27.27	50	27	54.00	0	2	0	3	9	35	1
	1,808	20.46	37	19	51.35	0	0	0	3	4	29	1
	25+	6.81+	13+	8+	2.65+	0	2+	0	0	5+	6+	0
	1.4+	33.3+	35.1+	42.1+	5.2+		*		.0	125.0+	20.7+	.0



## **PART I ARRESTS BY CHARGE AND AGENCY TYPE**

The report in this section details the number of persons arrested for Part I Offenses for the reporting period of 1993 and 1992. Definitions for each of the Part I Offenses may be found in this book in the Table of Contents under the category entitled "Classification of Offenses."

# PART I ARRESTS

		PART I ARRESTS BY CHARGE AND AGENCY TYPE											
		JUVENILE	ADULTS	GRAND TOTAL	MURDER	CRIMINAL	HOMICIDE	FORCIBLE RAPE	ROBBERY	AGGRAV ASSAULT	BURGLARY	LARCENY	AUTO THEFT
*****		*****											
WEST VIRGINIA TOTAL		2405	6777	9182	14	125	133	260	993	1409	5753	497	
93	CHANGE	2495	8139	10634	8	107	206	271	1148	1630	6751	513	
92	CHANGE	90-	1362-	1452-	16+	16+	73-	11-	155-	221-	998-	16-	
*****		*****											
RURAL		536	2570	3106	77	14	78	99	552	769	1290	227	
93	CHANGE	672	3421	4093	69	8+	128	107	743	1015	1766	258	
92	CHANGE	136-	851-	987-	8+	7+	50-	8-	191-	246-	476-	31-	
*****		*****											
SHERIFF'S		267	1511	1778	50	10	21	56	311	396	842	92	
93	CHANGE	348	2116	2464	32	5	59	61	511	546	1150	100	
92	CHANGE	81-	605-	686-	18+	5+	38-	5-	200-	150-	308-	8-	
*****		*****											
STATE POLICE		269	1059	1328	37	4	57	43	241	373	448	135	
93	CHANGE	324	1305	1629	37	2	69	46	232	469	616	158	
92	CHANGE	55-	246-	301-	10-	2+	12-	3-	9+	96-	168-	23-	
*****		*****											
MUNICIPAL		1869	4207	6076	46	0	55	161	441	640	4463	270	
93	CHANGE	1823	4718	6541	38	1	78	164	405	615	4985	255	
92	CHANGE	46+	511-	465-	8+	1-	23-	3-	36+	25+	522-	15+	
*****		*****											
BARBOUR CTY TOTAL		9	20	29	0	0	2	0	2	8	15	2	
93	CHANGE	7	34	41	1	0	1	1	4	15	19	0	
92	CHANGE	2+	14-	12-	1-	0	1+	1-	2-	7-	4-	2+	
*****		*****											
RURAL		0	13	13	0	0	2	0	2	6	3	0	
93	CHANGE	0	23	23	1	0	1	1	1	12	7	0	
92	CHANGE	0	10-	10-	1-	0	1+	1-	1+	6-	4-	0	
*****		*****											
SHERIFF		0	9	9	0	0	2	0	1	5	1	0	
93	CHANGE	0	17	17	0	0	0	1	1	11	4	0	
92	CHANGE	0	8-	8-	0	0	2+	1-	0	6-	3-	0	
*****		*****											
STATE POLICE		0	4	4	0	0	0	0	1	1	2	0	
93	CHANGE	0	6	6	1	0	1	0	0	1	3	0	
92	CHANGE	0	2-	2-	1-	0	1-	0	1+	0	1-	0	
*****		*****											
MUNICIPAL		9	7	16	0	0	0	0	0	3	12	2	
93	CHANGE	7	11	18	0	0	0	0	3	3	12	0	
92	CHANGE	2+	4-	2-	0	0	0	0	0	1-	0	2+	
*****		*****											
BELLINGTON PD		0	0	0	0	0	0	0	0	0	0	0	
93	CHANGE	0	0	0	0	0	0	0	0	0	0	0	
92	CHANGE	0	0	0	0	0	0	0	0	0	0	0	
*****		*****											
PHILLIPPI PD		9	7	16	0	0	0	0	0	3	12	2	
93	CHANGE	7	11	18	0	0	0	0	3	3	12	0	
92	CHANGE	2+	4-	2-	0	0	0	0	0	1-	0	2+	

PART I ARRESTS BY CHARGE AND AGENCY TYPE

		JUVENILE	ADULTS	GRAND TOTAL	MURDER	NEG	RAPE	FORCIBLE RAPE	ROBBERY	AGGRAV ASSAULT	BURGLARY	LARCENY	AUTO THEFT
BERKELEY CTY		TOTAL	161	236	397	2	4	4	6	30	43	271	29
	92	179	249	428	4	12	19	19	13	20	49	314	10
	CHANGE	18-	13-	31-	8+	2+	8-	8-	13-	10+	6-	43-	19+
RURAL		93	34	73	8	2	4	4	3	9	25	39	17
	92	27	72	99	4	0	12	6	2	28	42	5	5
	CHANGE	7+	1+	8+	4+	2+	8-	3-	7+	3-	3-	3-	12+
SHERIFF		93	18	29	3	1	0	0	0	2	14	22	5
	92	19	41	60	1	0	10	3	3	0	19	24	3
	CHANGE	1-	12-	13-	2+	1+	10-	3-	3-	2+	5-	2-	2+
STATE POLICE		93	16	44	5	1	4	4	3	7	11	17	12
	92	8	31	39	3	0	2	3	3	2	9	18	2
	CHANGE	8+	13+	21+	2+	1+	2+	0	0	1+	2+	1-	10+
MUNICIPAL		93	127	163	4	0	0	0	3	21	18	232	12
	92	152	177	329	0	0	0	0	13	18	21	272	5
	CHANGE	25-	14-	59-	4+	0	0	0	10-	3+	3-	40-	7+
MARTINSBURG PD		93	127	163	4	0	0	0	3	21	18	232	12
	92	152	177	329	0	0	0	0	13	18	21	272	5
	CHANGE	25-	14-	59-	4+	0	0	0	10-	3+	3-	40-	7+

BOONE CTY		TOTAL	1	86	87	3	0	1	2	55	18	26	2
	92	4	99	103	0	1	4	4	0	26	19	51	26
	CHANGE	3-	13-	16-	3+	1-	3-	2+	2+	9+	1-	25-	0

RURAL		93	0	84	3	0	1	1	2	34	17	26	1
	92	0	95	95	0	1	4	4	0	26	16	47	1
	CHANGE	0	11-	11-	3+	1-	3-	2+	2+	8+	1+	21-	0
SHERIFF		93	0	75	3	0	0	0	0	32	14	25	1
	92	0	69	69	0	0	0	0	0	23	8	37	1
	CHANGE	0	6+	6+	3+	0	0	0	0	9+	6+	12-	0
STATE POLICE		93	0	9	0	0	1	1	2	2	3	1	0
	92	0	26	26	0	1	4	4	0	3	8	10	0
	CHANGE	0	17-	17-	0	1-	3-	2+	2+	1-	5-	9-	0
MUNICIPAL		93	1	2	0	0	0	0	0	1	1	0	1
	92	4	4	8	0	0	0	0	0	1	3	4	1
	CHANGE	3-	2-	5-	0	0	0	0	0	1+	2-	4-	0
MADISON PD		93	0	2	0	0	0	0	0	1	1	0	0
	92	0	2	2	0	0	0	0	0	0	1	0	0
	CHANGE	0	0	0	0	0	0	0	0	1+	0	0	1-

PART I ARRESTS

# PART I ARRESTS

		PART I ARRESTS BY CHARGE AND AGENCY TYPE											
		JUVENILE	ADULTS	GRAND TOTAL	MURDER	CRIMINAL	HOMICIDE	FORCIBLE	ROBBERY	AGGRAV	BURGLARY	LARCENY	AUTO THEFT
										ASSAULT			
WHITESVILLE PD	93	1	0	1	0	0	0	0	0	0	0	0	1
	92	2	0	2	0	0	0	0	0	0	2	0	0
	CHANGE	1-	0	1-	0	0	0	0	0	0	2-	0	1+
DANVILLE PD	93	0	0	0	0	0	0	0	0	0	0	0	0
	92	2	2	4	0	0	0	0	0	0	0	4	0
	CHANGE	2-	2-	4-	0	0	0	0	0	0	0	4-	0
BRAXTON CTY	93	2	27	29	0	0	0	0	4	5	2	16	2
	92	4	31	35	1	0	0	2	4	4	14	11	3
	CHANGE	2-	4-	6-	1-	0	0	2+	1+	1+	12-	5+	1-
RURAL	93	0	26	26	0	0	0	0	4	5	2	13	2
	92	4	23	27	1	0	0	2	4	4	8	9	3
	CHANGE	4-	3+	1-	1-	0	0	2+	1+	1+	6-	4+	1-
SHERIFF	93	0	2	2	0	0	0	0	0	2	0	0	0
	92	0	6	6	0	0	0	0	0	4	0	2	0
	CHANGE	0	4-	4-	0	0	0	0	0	2-	0	2-	0
STATE POLICE	93	0	24	24	0	0	0	0	4	3	2	13	2
	92	4	17	21	1	0	0	2	0	0	8	7	3
	CHANGE	4-	7+	3+	1-	0	0	2+	3+	0	6-	6+	1-
MUNICIPAL	93	2	1	3	0	0	0	0	0	0	0	3	0
	92	0	8	8	0	0	0	0	0	0	6	2	0
	CHANGE	2+	7-	5-	0	0	0	0	0	0	6-	1+	0
SUTTON PD	93	2	1	3	0	0	0	0	0	0	0	3	0
	92	0	8	8	0	0	0	0	0	0	6	2	0
	CHANGE	2+	7-	5-	0	0	0	0	0	0	6-	1+	0
BROOKE CTY	93	14	22	36	1	0	0	0	0	11	8	12	4
	92	12	50	62	0	0	1	1	1	4	16	17	3
	CHANGE	2+	8-	6-	1+	0	1-	1-	7+	7+	8-	5-	1+
RURAL	93	0	11	11	0	0	0	0	0	1	2	4	4
	92	0	22	22	0	0	0	0	1	2	11	6	2
	CHANGE	0	11-	11-	0	0	0	0	1-	1-	9-	2-	2+
SHERIFF	93	0	10	10	0	0	0	0	0	1	2	4	3
	92	0	21	21	0	0	0	0	1	1	11	6	2
	CHANGE	0	11-	11-	0	0	0	0	0	0	9-	2-	1+
STATE POLICE	93	0	1	1	0	0	0	0	0	0	0	0	1
	92	0	1	1	0	0	0	0	0	0	0	0	0
	CHANGE	0	0	0	0	0	0	0	0	0	0	0	1+

PART I ARRESTS BY CHARGE AND AGENCY TYPE													
		JUVENILE	ADULTS	GRAND TOTAL	MURDER	CRIMINAL	HOMICIDE	FORCIBLE	ROBBERY	AGGRAV	BURGLARY	LARCENY	AUTO THEFT
								RAPE	ASSAULT				
MUNICIPAL	93	14	11	25	1	0	0	0	0	10	6	8	0
	92	12	8	20	0	0	1	1	0	2	5	11	1
	CHANGE	2+	3+	5+	1+	0	1-	0	0	8+	1+	3-	1-
FOLLANSBEE PD	93	10	10	20	1	0	0	0	0	9	4	6	0
	92	3	3	6	0	0	0	0	0	2	1	3	0
	CHANGE	7+	7+	14+	1+	0	0	0	0	7+	3+	3+	0
MELLSBURG PD	93	4	1	5	0	0	0	0	0	1	2	2	0
	92	9	5	14	0	0	1	1	0	0	4	8	1
	CHANGE	5-	4-	9-	0	0	1-	0	0	1+	2-	6-	1-
CABELL CITY	TOTAL	218	737	955	7	0	17	39	99	92	685	16	
	93	225	1017	1242	12	0	39	36	108	121	866	60	
	92	7-	280-	287-	5-	0	22-	3+	9-	29-	181-	44-	
	CHANGE												
RURAL	93	14	145	159	4	0	4	8	32	20	88	3	
	92	31	218	249	0	0	16	9	49	42	125	8	
	CHANGE	17-	73-	90-	4+	0	12-	1-	17-	22-	37-	5-	
SHERIFF	93	11	124	135	4	0	4	6	29	13	77	2	
	92	20	196	216	0	0	16	8	46	31	114	1	
	CHANGE	9-	72-	81-	4+	0	12-	2-	17-	18-	37-	1+	
STATE POLICE	93	3	21	24	0	0	0	2	3	7	11	1	
	92	11	22	33	0	0	0	1	3	11	11	7	
	CHANGE	8-	1-	9-	0	0	0	1+	0	4-	0	6-	
MUNICIPAL	93	204	592	796	3	0	13	31	67	72	597	13	
	92	194	799	993	12	0	23	27	59	79	741	52	
	CHANGE	10+	207-	197-	9-	0	10-	4+	8+	7-	144-	39-	
BARBOURSVILLE PD	93	101	132	233	0	0	0	0	1	4	224	4	
	92	70	135	205	0	0	0	0	0	4	195	6	
	CHANGE	31+	3-	28+	0	0	0	0	1+	0	29+	2-	
HUNTINGTON PD	93	101	447	548	3	0	13	31	63	67	362	9	
	92	119	638	757	12	0	23	27	56	67	528	44	
	CHANGE	18-	191-	209-	9-	0	10-	4+	7+	0	166-	35-	
MILTON PD	93	2	8	10	0	0	0	0	3	1	6	0	
	92	4	19	23	0	0	0	0	3	7	11	2	
	CHANGE	2-	11-	13-	0	0	0	0	0	6-	5-	2-	
MU SECURITY POLICE	93	0	5	5	0	0	0	0	0	0	0	5	
	92	1	7	8	0	0	0	0	0	1	7	0	
	CHANGE	1-	2-	3-	0	0	0	0	0	1-	2-	0	
CALHOUN CITY	TOTAL	3	11	14	0	0	2	0	0	0	0	7	5
	93	1	19	20	0	0	0	0	0	0	0	7	1
	92	2+	8-	6-	1-	0	2+	0	7-	6-	2+	4+	
	CHANGE												

PART I ARRESTS

# PART I ARRESTS

		PART I ARRESTS BY CHARGE AND AGENCY TYPE																					
		JUVENILE		ADULTS		GRAND TOTAL		MURDER		HOMICIDE		FORCIBLE		ROBBERY		AGGRAV		BURGLARY		LARCENY		AUTO THEFT	
RURAL	93	3	11	14	0	0	0	0	0	2	0	0	0	0	0	0	0	0	7	5	0	0	5
	92	1	19	20	1	0	0	0	0	0	0	0	0	0	0	0	0	0	1	5	0	0	1
	CHANGE	2+	8-	6-	1-	0	0	0	0	2+	0	0	0	0	0	0	0	0	6-	2+	0	0	4+
SHERIFF	93	0	1	1	0	0	0	0	0	1	0	0	0	0	0	0	0	0	0	0	0	0	0
	92	0	3	3	0	0	0	0	0	0	0	0	0	0	0	0	0	0	2	1	0	0	0
	CHANGE	0	7-	7-	0	0	0	0	0	1+	0	0	0	0	0	0	0	0	2-	1-	0	0	0
STATE POLICE	93	3	10	13	0	0	0	0	0	1	0	0	0	0	0	0	0	0	0	0	0	0	0
	92	1	11	12	1	0	0	0	0	0	0	0	0	0	0	0	0	0	4	1	0	0	5
	CHANGE	2+	1-	1+	1-	0	0	0	0	1+	0	0	0	0	0	0	0	0	4-	3+	0	0	4+
MUNICIPAL	93	0	0	0	0	0	0	0	0	0	0	0	0	0	0	0	0	0	0	0	0	0	0
	92	0	0	0	0	0	0	0	0	0	0	0	0	0	0	0	0	0	0	0	0	0	0
	CHANGE	0	0	0	0	0	0	0	0	0	0	0	0	0	0	0	0	0	0	0	0	0	0
GRANTSVILLE PD	93	0	0	0	0	0	0	0	0	0	0	0	0	0	0	0	0	0	0	0	0	0	0
	92	0	0	0	0	0	0	0	0	0	0	0	0	0	0	0	0	0	0	0	0	0	0
	CHANGE	0	0	0	0	0	0	0	0	0	0	0	0	0	0	0	0	0	0	0	0	0	0
CLAY CTY	93	0	34	34	0	0	0	0	0	0	0	0	0	0	0	0	0	0	6	14	0	0	3
	92	3	38	41	2	0	0	0	0	2	0	0	0	0	0	0	0	0	4	15	0	0	6
	CHANGE	3-	4-	7-	2-	0	0	0	0	2-	0	0	0	0	0	0	0	0	2+	1-	0	0	3-
RURAL	93	0	34	34	0	0	0	0	0	0	0	0	0	0	0	0	0	0	6	14	0	0	3
	92	3	38	41	2	0	0	0	0	2	0	0	0	0	0	0	0	0	4	15	0	0	6
	CHANGE	3-	4-	7-	2-	0	0	0	0	2-	0	0	0	0	0	0	0	0	2+	1-	0	0	3-
SHERIFF	93	0	22	22	0	0	0	0	0	0	0	0	0	0	0	0	0	0	5	12	0	0	0
	92	1	18	19	1	0	0	0	0	0	0	0	0	0	0	0	0	0	3	8	0	0	0
	CHANGE	1-	4+	3+	1-	0	0	0	0	0	0	0	0	0	0	0	0	0	2+	4+	0	0	0
STATE POLICE	93	0	12	12	0	0	0	0	0	0	0	0	0	0	0	0	0	0	1	2	0	0	3
	92	2	20	22	1	0	0	0	0	2	0	0	0	0	0	0	0	0	1	7	0	0	6
	CHANGE	2-	8-	10-	1-	0	0	0	0	2-	0	0	0	0	0	0	0	0	3-	5-	0	0	3-
DODDRIDGE CTY	93	0	1	1	0	0	0	0	0	0	0	0	0	0	0	0	0	0	1	0	0	0	0
	92	1	4	5	2	0	0	0	0	0	0	0	0	0	0	0	0	0	2	0	0	0	0
	CHANGE	1-	3-	4-	2-	0	0	0	0	0	0	0	0	0	0	0	0	0	1-	0	0	0	0
RURAL	93	0	1	1	0	0	0	0	0	0	0	0	0	0	0	0	0	0	1	0	0	0	0
	92	1	4	5	2	0	0	0	0	0	0	0	0	0	0	0	0	0	2	0	0	0	0
	CHANGE	1-	3-	4-	2-	0	0	0	0	0	0	0	0	0	0	0	0	0	1-	0	0	0	0
SHERIFF	93	0	1	1	0	0	0	0	0	0	0	0	0	0	0	0	0	0	1	0	0	0	0
	92	0	0	0	0	0	0	0	0	0	0	0	0	0	0	0	0	0	0	0	0	0	0
	CHANGE	0	1+	1+	0	0	0	0	0	0	0	0	0	0	0	0	0	0	0	0	0	0	0

PAK 1 AKNESIS BY CHARGE AND AGENCY TYPE

	JUVENILE	ADULTS	GRAND TOTAL	CRIMINAL MURDER	HOMICIDE	FORCIBLE NEG MANSL.	ROBBERY	AGGRAV ASSAULT	BURGLARY	LARCENY	AUTO THEFT
STATE POLICE 93	0	0	0	0	0	0	0	0	0	0	0
92	1	4	5	2	0	0	0	1	0	0	0
CHANGE	1-	4-	5-	2-	0	0	0	1-	2-	0	0
FAYETTE CITY TOTAL	147	324	471	5	5	12	36	59	182	25	25
93	142	338	480	1	12	5	31	79	190	20	20
CHANGE	5+	14-	9-	4+	7-	7+	5+	20-	8-	5+	5+
RURAL	89	178	267	5	3	6	28	46	69	21	21
92	98	228	326	1	10	5	23	65	105	19	19
CHANGE	9-	50-	59-	4+	7-	1+	5+	19-	36-	2+	2+
SHERIFF	72	124	196	5	2	6	18	30	44	19	19
92	78	170	248	1	6	4	19	54	73	13	13
CHANGE	6-	46-	40-	4+	4-	2+	1-	24-	29-	6+	6+
STATE POLICE 93	17	54	71	0	1	0	10	16	25	2	2
92	20	58	78	0	4	1	4	11	32	6	6
CHANGE	3-	4-	1-	0	3-	1-	6+	5+	7-	4-	4-
MUNICIPAL	58	146	204	0	2	6	8	13	113	4	4
92	44	110	154	0	2	0	8	14	85	1	1
CHANGE	14+	36+	18+	0	0	6+	0	1-	28+	3+	3+
ANSTED PD	4	4	8	0	0	0	0	2	2	0	0
92	1	2	3	0	0	0	0	1	1	0	0
CHANGE	3+	2+	1-	0	0	0	0	1+	1+	0	0
FAYETTEVILLE PD	3	3	6	0	0	3	0	0	0	0	0
92	0	1	1	0	0	0	0	0	0	0	0
CHANGE	3+	2+	1-	0	0	3+	0	0	0	0	0
MONTGOMERY PD	4	20	24	0	0	0	0	0	20	0	0
92	5	14	19	0	0	0	1	0	13	0	0
CHANGE	1-	6+	7+	0	0	0	1-	0	17+	0	0
MOUNT HOPE PD	7	15	22	0	2	2	3	8	0	0	0
92	5	7	12	0	1	0	1	4	1	0	0
CHANGE	2+	8+	6+	0	1+	2+	2+	4+	1-	0	0
OAK HILL PD	37	99	136	0	0	1	5	2	90	1	1
92	32	78	110	0	1	0	1	6	69	1	1
CHANGE	5+	21+	16+	0	1-	1+	4+	4-	21+	0	0
SMITHERS PD	3	4	7	0	0	0	0	1	0	3	3
92	0	3	3	0	0	0	0	3	0	0	0
CHANGE	3+	1+	2-	0	0	0	0	2-	0	0	0
H VA TECH SECURITY	0	1	1	0	0	0	0	0	1	0	0
92	1	5	6	0	0	0	5	0	0	0	0
CHANGE	1-	4-	3-	0	0	0	0	0	0	0	0

PART I ARRESTS

# PART I ARRESTS

		PART I ARRESTS BY CHARGE AND AGENCY TYPE																			
		JUVENILE		ADULTS		GRAND TOTAL		MURDER		CRIMINAL HOMICIDE		FORCIBLE RAPE		ROBBERY		AGGRAV ASSAULT		BURGLARY LARCENY		AUTO THEFT	
GAULEY BRIDGE PD	93	0	0	0	0	0	0	0	0	0	0	0	0	0	0	0	0	0	0	0	0
	92	0	0	0	0	0	0	0	0	0	0	0	0	0	0	0	0	0	0	0	0
	CHANGE	0	0	0	0	0	0	0	0	0	0	0	0	0	0	0	0	0	0	0	0
*****																					
GILMER CITY	TOTAL	5	19	24	3	0	1	0	0	0	0	0	0	0	0	0	2	3	15	0	0
	93	2	23	25	0	0	0	0	0	0	0	0	0	0	0	0	3	4	18	0	0
	92	3+	4-	1-	3+	0	1+	0	0	0	0	0	0	0	0	0	1-	1-	3-	0	0
	CHANGE	3+	4-	1-	3+	0	1+	0	0	0	0	0	0	0	0	0	1-	1-	3-	0	0
*****																					
RURAL	93	3	8	11	3	0	0	0	0	0	0	0	0	0	0	0	2	2	4	0	0
	92	2	4	4	0	0	0	0	0	0	0	0	0	0	0	0	1	3	0	0	0
	CHANGE	1+	6+	7+	3+	0	0	0	0	0	0	0	0	0	0	0	1+	1-	4+	0	0
*****																					
SHERIFF	93	1	4	5	0	0	0	0	0	0	0	0	0	0	0	0	2	2	1	0	0
	92	2	2	4	0	0	0	0	0	0	0	0	0	0	0	0	1	3	0	0	0
	CHANGE	1-	2+	1+	0	0	0	0	0	0	0	0	0	0	0	0	1+	1-	1+	0	0
*****																					
STATE POLICE	93	2	4	6	3	0	0	0	0	0	0	0	0	0	0	0	0	0	3	0	0
	92	0	0	0	0	0	0	0	0	0	0	0	0	0	0	0	0	0	0	0	0
	CHANGE	2+	4+	6+	3+	0	0	0	0	0	0	0	0	0	0	0	0	0	3+	0	0
*****																					
MUNICIPAL	93	2	11	13	0	0	1	0	0	0	0	0	0	0	0	0	0	1	11	0	0
	92	0	21	21	0	0	0	0	0	0	0	0	0	0	0	0	0	0	18	0	0
	CHANGE	2+	10-	8-	0	0	1+	0	0	0	0	0	0	0	0	0	0	0	7-	0	0
*****																					
GLENVILLE PD	93	2	10	12	0	0	1	0	0	0	0	0	0	0	0	0	0	1	10	0	0
	92	0	21	21	0	0	0	0	0	0	0	0	0	0	0	0	0	1	18	0	0
	CHANGE	2+	11-	9-	0	0	1+	0	0	0	0	0	0	0	0	0	0	0	8-	0	0
*****																					
GLENVILLE ST SECURITY	93	0	1	1	0	0	0	0	0	0	0	0	0	0	0	0	0	0	1	0	0
	92	0	0	0	0	0	0	0	0	0	0	0	0	0	0	0	0	0	0	0	0
	CHANGE	0	1+	1+	0	0	0	0	0	0	0	0	0	0	0	0	0	0	1+	0	0
*****																					
GRANT CITY	TOTAL	4	12	16	2	0	1	0	0	0	0	0	0	0	0	0	1	6	2	4	4
	93	2	14	16	0	0	0	0	0	0	0	0	0	0	0	0	5	3	6	2	2
	92	2+	2-	0	2+	0	1+	0	0	0	0	0	0	0	0	0	4-	3+	4-	2+	2+
	CHANGE	2+	2-	0	2+	0	1+	0	0	0	0	0	0	0	0	0	4-	3+	4-	2+	2+
*****																					
RURAL	93	2	11	13	2	0	1	0	0	0	0	0	0	0	0	0	1	5	0	4	4
	92	0	10	10	0	0	0	0	0	0	0	0	0	0	0	0	5	1	4	0	0
	CHANGE	2+	1+	3+	2+	0	1+	0	0	0	0	0	0	0	0	0	4-	4+	4-	0	0
*****																					
SHERIFF	93	2	7	9	2	0	0	0	0	0	0	0	0	0	0	0	1	3	0	0	3
	92	0	0	0	0	0	0	0	0	0	0	0	0	0	0	0	0	0	0	0	0
	CHANGE	2+	7+	9+	2+	0	0	0	0	0	0	0	0	0	0	0	1+	3+	0	0	3+
*****																					
STATE POLICE	93	0	4	4	0	0	1	0	0	0	0	0	0	0	0	0	0	2	0	0	1
	92	0	10	10	0	0	0	0	0	0	0	0	0	0	0	0	0	1	1	4	0
	CHANGE	0	6-	6-	0	0	1+	0	0	0	0	0	0	0	0	0	0	5-	4-	0	1+



PART I ARRESTS BY CHARGE AND AGENCY TYPE

	JUVENILE	ADULTS	TOTAL	MURDER	CRIMINAL	HOMICIDE	FORCIBLE	ROBBERY	AGGRAV	BURGLARY	LARCENY	AUTO
							RAPE		ASSAULT			THEFT
MUNICIPAL	2	1	3	0	0	0	0	0	0	1	2	0
93	2	1	3	0	0	0	0	0	0	1	2	0
92	2	4	6	0	0	0	0	0	0	2	2	0
CHANGE	0	3-	3-	0	0	0	0	0	0	1-	0	2-
PETERSBURG PD	2	1	3	0	0	0	0	0	0	1	2	0
93	2	1	3	0	0	0	0	0	0	1	2	0
92	2	4	6	0	0	0	0	0	0	2	2	0
CHANGE	0	3-	3-	0	0	0	0	0	0	1-	0	2-
GREENBRIER CTY TOTAL	14	104	118	0	1	6	6	0	14	26	62	9
93	14	104	118	0	1	6	6	0	14	26	62	9
92	15	79	94	0	0	1	1	0	5	31	45	12
CHANGE	1-	25+	24+	0	1+	5+	0	0	9+	5-	17+	3-
RURAL	8	59	67	0	1	2	2	0	7	23	30	4
93	8	59	67	0	1	2	2	0	7	23	30	4
92	12	41	53	0	0	0	0	0	4	20	19	10
CHANGE	4-	18+	14+	0	1+	2+	0	0	3+	3+	11+	6-
SHERIFF	3	37	40	0	0	2	2	0	3	17	14	4
93	3	37	40	0	0	2	2	0	3	17	14	4
92	2	8	10	0	0	0	0	0	1	9	0	0
CHANGE	1+	29+	30+	0	0	2+	0	0	2+	8+	14+	4+
STATE POLICE	5	22	27	0	1	0	0	0	4	6	16	0
93	5	22	27	0	1	0	0	0	4	6	16	0
92	10	33	43	0	0	0	0	0	3	11	19	10
CHANGE	5-	11-	16-	0	1+	0	0	0	1+	5-	3-	10-
MUNICIPAL	6	45	51	0	0	4	4	0	7	3	32	5
93	6	45	51	0	0	4	4	0	7	3	32	5
92	3	38	41	0	0	1	1	0	1	11	26	2
CHANGE	3+	7+	10+	0	0	3+	0	0	6+	8-	6+	3+
LENISBURG PD	5	18	23	0	0	4	4	0	4	1	9	5
93	5	18	23	0	0	4	4	0	4	1	9	5
92	1	9	10	0	0	1	1	0	0	3	6	0
CHANGE	4+	9+	13+	0	0	3+	0	0	4+	2-	3+	5+
RAINELLE PD	0	20	20	0	0	0	0	0	0	0	20	0
93	0	20	20	0	0	0	0	0	0	0	20	0
92	0	18	18	0	0	0	0	0	0	0	18	0
CHANGE	0	2+	2+	0	0	0	0	0	0	0	2+	0
RONCEVERTE PD	1	1	2	0	0	0	0	0	0	1	1	0
93	1	1	2	0	0	0	0	0	0	1	1	0
92	2	6	8	0	0	0	0	0	0	4	2	2
CHANGE	1-	5-	6-	0	0	0	0	0	0	3-	1-	2-
WHITE SULPHUR SPRINGS PD	0	6	6	0	0	0	0	0	3	1	2	0
93	0	6	6	0	0	0	0	0	3	1	2	0
92	0	5	5	0	0	0	0	0	1	4	0	0
CHANGE	0	1+	1+	0	0	0	0	0	2+	3-	2+	0
HAMPSHIRE CTY TOTAL	5	29	34	0	0	1	1	0	4	6	17	6
93	5	29	34	0	0	1	1	0	4	6	17	6
92	18	52	50	1	0	1	2	2	2	17	18	9
CHANGE	13-	3-	16-	1-	0	0	2-	2-	2+	11-	1-	3-

PART I ARRESTS

# PART I ARRESTS

		PART I ARRESTS BY CHARGE AND AGENCY TYPE											
		JUVENILE	ADULTS	GRAND TOTAL	CRIMINAL MURDER	HOMICIDE	FORCIBLE RAPE	ROBBERY	AGGRAVATED ASSAULT	BURGLARY	LARCENY	AUTO THEFT	
RURAL	93	5	29	34	0	0	1	0	4	6	17	6	
	92	17	32	49	1	0	1	2	2	17	17	9	
	CHANGE	12-	3-	15-	0	0	0	2-	2+	11-	0	3-	
SHERIFF	93	1	12	13	0	0	0	0	0	1	11	1	
	92	5	17	22	0	0	0	0	2	9	10	1	
	CHANGE	4-	5-	9-	0	0	0	0	2-	8-	1+	0	
STATE POLICE	93	4	17	21	0	0	1	0	4	5	6	5	
	92	12	15	27	1	0	1	2	0	3	7	3	
	CHANGE	8-	2+	6-	1-	0	0	2-	4+	3-	1-	3-	
MUNICIPAL	93	0	0	0	0	0	0	0	0	0	0	0	
	92	1	0	1	0	0	0	0	0	0	1	0	
	CHANGE	1-	0	1-	0	0	0	0	0	0	1-	0	
ROMNEY PD	93	0	0	0	0	0	0	0	0	0	0	0	
	92	1	0	1	0	0	0	0	0	0	1	0	
	CHANGE	1-	0	1-	0	0	0	0	0	0	1-	0	
HANCOCK CITY	93	13	77	90	2	0	2	2	17	20	40	7	
	92	38	90	128	0	0	1	1	12	29	78	7	
	CHANGE	25-	15-	38-	2+	0	1+	1+	5+	9-	38-	0	
RURAL	93	1	18	19	1	0	0	1	7	6	4	0	
	92	6	12	18	0	0	0	0	1	9	4	4	
	CHANGE	5-	6+	1+	1+	0	0	1+	6+	3-	0	4-	
SHERIFF	93	1	17	18	0	0	0	1	7	6	3	0	
	92	6	11	17	0	0	0	0	1	9	3	4	
	CHANGE	5-	6+	1+	1+	0	0	1+	6+	3-	0	4-	
STATE POLICE	93	0	1	1	0	0	0	0	0	0	1	0	
	92	0	1	1	0	0	0	0	0	0	1	0	
	CHANGE	0	0	0	0	0	0	0	0	0	0	0	
MUNICIPAL	93	12	59	71	1	0	2	1	10	14	36	7	
	92	32	78	110	0	0	1	1	11	20	74	3	
	CHANGE	20-	19-	39-	1+	0	1+	0	1-	6-	38-	4+	
CHESTER PD	93	0	7	7	0	0	0	0	0	2	4	1	
	92	0	8	8	0	0	0	0	0	7	7	0	
	CHANGE	0	1-	1-	0	0	0	0	0	1+	3-	1+	
WEIRTON PD	93	12	48	60	1	0	1	1	10	10	31	6	
	92	28	65	93	0	0	1	1	11	12	66	2	
	CHANGE	16-	17-	33-	1+	0	0	0	1-	2-	35-	4+	
NEM CUMBERLAND PD	93	0	4	4	0	0	1	0	0	2	1	0	
	92	4	5	9	0	0	0	0	0	7	1	1	
	CHANGE	4-	1-	5-	0	0	1+	0	0	5-	0	1-	

PART I ARRESTS BY CHARGE AND AGENCY TYPE

HARDY CTY	JUVENILE		ADULTS		TOTAL	GRAND CRIMINAL		HOMICIDE		FORCIBLE		ROBBERY	AGGRAV ASSAULT	BURGLARY	LARCENY	AUTO THEFT
	93	92	93	92		93	92	93	92	93	92					
TOTAL	8	32	40	2	1	1	1	1	1	1	1	0	3	11	12	10
CHANGE	10	23	33	1	0	0	3	3	11	11	4	3	3	11	11	4
	2-	9+	7+	1+	1+	1+	3-	0	0	0	1+	3-	0	0	1+	6+
RURAL	5	16	21	2	1	0	0	0	0	0	0	0	3	8	7	3
CHANGE	6	13	19	1	0	0	0	0	0	0	0	0	0	1-	6	0
	1-	3+	2+	1+	1+	0	0	0	0	0	0	0	3+	1-	1+	3-
SHERIFF	4	3	7	0	0	0	0	0	0	0	0	0	1	6	0	0
CHANGE	6	3	9	1	0	0	0	0	0	0	0	0	0	3	2	3
	2-	0	2-	1-	0	0	0	0	0	0	0	0	1+	3+	2-	3-
STATE POLICE	1	13	14	2	1	0	0	0	0	0	0	0	2	2	7	0
CHANGE	0	10	10	0	0	0	0	0	0	0	0	0	0	6	4	0
	1+	3+	4+	2+	1+	0	0	0	0	0	0	0	2+	4-	3+	0
MUNICIPAL	3	16	19	0	0	1	0	0	0	0	0	0	0	3	5	10
CHANGE	4	10	14	0	0	0	0	0	0	0	0	3	3	2	5	1
	1-	6+	5+	0	0	1+	3-	0	0	0	0	3-	3-	1+	0	9+
MOOREFIELD PD	3	16	19	0	0	1	0	0	0	0	0	0	0	3	5	10
CHANGE	4	10	14	0	0	0	0	0	0	0	0	3	3	2	5	1
	1-	6+	5+	0	0	1+	3-	0	0	0	0	3-	3-	1+	0	9+
HARRISON CTY TOTAL	115	402	517	6	0	1	1	1	1	1	1	1	16	48	430	15
CHANGE	82	371	453	3	0	8	4	4	18	18	15	38	367	38	367	15
	33+	51+	64+	3+	0	7-	3-	3-	2-	2-	0	10+	2-	10+	63+	0
RURAL	41	38	79	6	0	0	0	0	0	0	0	0	5	14	52	2
CHANGE	40	59	99	1	0	0	0	0	0	0	0	1	13	14	64	6
	1+	21-	20-	5+	0	0	1-	1-	8-	0	0	1-	8-	0	12-	4-
SHERIFF	38	29	67	4	0	0	0	0	0	0	0	0	3	10	50	0
CHANGE	34	55	69	0	0	0	0	0	0	0	0	0	4	6	58	1
	4+	6-	2-	4+	0	0	0	0	0	0	0	0	1-	4+	8-	1-
STATE POLICE	3	9	12	2	0	0	0	0	0	0	0	0	2	4	2	2
CHANGE	6	24	30	1	0	0	0	0	0	0	0	1	9	8	6	5
	3-	15-	18-	1+	0	0	1-	1-	7-	0	0	1-	7-	4-	4-	3-
MUNICIPAL	74	364	438	0	0	1	1	1	11	11	13	34	378	34	378	13
CHANGE	42	312	354	2	0	8	3	3	5	5	24	24	303	24	303	9
	32+	52+	84+	2-	0	7-	2-	2-	6+	6+	10+	10+	75+	10+	75+	4+
BRIDGEPORT PD	39	146	185	0	0	0	0	0	0	0	0	0	2	7	171	5
CHANGE	12	145	157	0	0	0	0	0	0	0	0	0	2	1	152	4
	27+	1+	28+	0	0	0	0	0	2+	2+	6+	6+	19+	1+	19+	1+

PART I ARRESTS

# PART I ARRESTS

		PART I ARRESTS BY CHARGE AND AGENCY TYPE													
		JUVENILE	ADULTS	GRAND TOTAL	MURDER	CRIMINAL	HOMICIDE	NEG	MANSL	FORCIBLE	ROBBERY	AGGRAV	BURGLARY	LARCENY	AUTO THEFT
										RAPE	ASSAULT				
CLARKSBURG PD	93	25	172	197	0	0	0	0	0	1	1	6	20	163	6
	92	20	134	154	2	0	0	0	0	5	3	4	15	123	2
	CHANGE	5+	38+	43+	2-	0	0	0	0	4-	2-	2+	5+	40+	4+
SALEM PD	93	1	5	6	0	0	0	0	0	0	0	0	4	1	1
	92	1	1	3	0	0	0	0	0	0	0	0	2	1	0
	CHANGE	1-	4+	3+	0	0	0	0	0	0	0	0	2+	0	1+
SHINNSTON PD	93	0	35	35	0	0	0	0	0	0	0	1	0	34	0
	92	2	25	27	0	0	0	0	0	1	0	1+	4	20	2
	CHANGE	2-	10+	8+	0	0	0	0	0	1-	0	1+	4-	14+	2-
STONEWOOD PD	93	4	1	5	0	0	0	0	0	0	0	2	0	3	0
	92	5	1	6	0	0	0	0	0	0	0	0	2	4	0
	CHANGE	1-	0	1-	0	0	0	0	0	0	0	2+	2-	1-	0
ANMOORE PD	93	2	2	4	0	0	0	0	0	0	0	0	0	3	1
	92	1	2	3	0	0	0	0	0	0	0	1	0	2	0
	CHANGE	1+	0	1+	0	0	0	0	0	0	0	1-	0	1+	1+
NUTTER FORT PD	93	2	3	5	0	0	0	0	0	0	0	0	2	3	0
	92	0	4	4	0	0	0	0	0	2	0	0	0	1	1
	CHANGE	2+	1-	1+	0	0	0	0	0	2-	0	0	2+	2+	1-
LUMBERPORT PD	93	1	0	1	0	0	0	0	0	0	0	0	1	0	0
	92	0	0	0	0	0	0	0	0	0	0	0	0	0	0
	CHANGE	1+	0	1+	0	0	0	0	0	0	0	0	1+	0	0
JACKSON CTY	93	42	61	83	1	1	0	0	0	0	1	11	23	41	5
	92	25	44	69	0	0	5	0	0	5	0	12	10	45	7
	CHANGE	17+	3-	14+	1+	1+	5-	0	0	5-	1+	9+	13+	4-	2-
RURAL	93	24	21	45	1	1	0	0	0	0	1	7	20	12	3
	92	4	17	21	0	0	2	0	0	2	0	0	3	9	7
	CHANGE	20+	4+	24+	1+	1+	2-	0	0	2-	1+	7+	17+	3+	4-
SHERIFF	93	1	11	12	1	0	0	0	0	0	1	2	4	4	0
	92	0	3	3	0	0	0	0	0	0	0	0	1	1	1
	CHANGE	1+	8+	9+	1+	0	0	0	0	0	0	2+	3+	3+	1-
STATE POLICE	93	23	10	33	0	1	0	0	0	0	0	5	16	8	3
	92	4	14	18	0	0	2	0	0	2	0	0	2	8	6
	CHANGE	19+	4-	15+	0	1+	2-	0	0	2-	5+	14+	14+	0	3-
MUNICIPAL	93	18	20	38	0	0	0	0	0	0	0	4	3	29	2
	92	21	27	48	0	0	3	0	0	3	0	7	7	36	0
	CHANGE	3-	7-	10-	0	0	3-	0	0	3-	2+	4-	4-	7-	2+
RAVENSWOOD PD	93	12	9	21	0	0	0	0	0	0	0	2	3	14	2
	92	20	22	42	0	0	3	0	0	3	0	4	4	33	0
	CHANGE	8-	13-	21-	0	0	3-	0	0	3-	0	2	1-	19-	2+

PART I ARRESTS BY CHARGE AND AGENCY TYPE

AGENCY	CHARGE	JUVENILE		ADULTS		GRAND TOTAL	CRIMINAL TYPE				ROBBERY	AGGRAV ASSAULT	BURGLARY	LARCENY	AUTO THEFT	
		93	92	93	92		MURDER	NEG MAHSL	FORCIBLE RAPE							
RIPLEY PD	93	6	11	17	0	0	0	0	0	0	0	2	0	0	15	0
	92	1	5	6	0	0	0	0	0	0	0	0	0	3	0	0
	CHANGE	5+	6+	11+	0	0	0	0	0	0	0	2+	3-	12+	0	0
JEFFERSON CTY	93	38	104	142	1	1	1	1	1	2	15	27	87	15	8	0
	92	67	132	199	2	1	1	1	1	7	18	49	116	6	6	0
	CHANGE	29-	28-	57-	1-	1+	0	0	0	5-	3-	22-	29-	2+	0	0
RURAL	93	17	70	87	1	1	1	1	1	2	13	19	44	6	6	0
	92	42	94	136	2	1	0	1	1	5	16	36	74	2	2	0
	CHANGE	25-	24-	49-	1-	1+	0	0	0	3-	3-	17-	30-	4+	0	0
SHERIFF	93	0	16	16	0	1	0	0	0	2	5	0	8	0	5	0
	92	0	18	18	1	0	0	0	0	2	9	2	5	0	0	0
	CHANGE	0	2-	2-	1-	1+	0	0	0	2+	4-	2-	3+	0	0	0
STATE POLICE	93	17	54	71	1	0	1	1	1	0	8	19	36	6	6	0
	92	42	76	118	1	0	0	0	0	5	7	34	69	2	2	0
	CHANGE	25-	22-	47-	0	0	0	0	0	5-	1+	15-	33-	4+	0	0
MUNICIPAL	93	21	34	55	0	0	0	0	0	0	2	8	43	4	4	0
	92	25	38	63	0	0	0	0	0	2	2	13	42	2	2	0
	CHANGE	4-	4-	8-	0	0	0	0	0	2-	0	5-	1+	2-	0	0
CHARLES TOWN PD	93	12	30	42	0	0	0	0	0	0	0	6	36	0	0	0
	92	11	19	30	0	0	0	0	0	1	2	4	23	0	0	0
	CHANGE	1+	11+	12+	0	0	0	0	0	1-	2-	2+	13+	0	0	0
SHEPHERDSTOWN PD	93	0	0	0	0	0	0	0	0	0	0	0	0	0	0	0
	92	3	0	3	0	0	0	0	0	0	0	0	3	0	0	0
	CHANGE	3-	0	3-	0	0	0	0	0	0	0	0	0	0	0	0
RANSON PD	93	9	3	12	0	0	0	0	0	0	1	2	7	2	2	0
	92	4	15	19	0	0	0	0	0	0	0	6	10	3	3	0
	CHANGE	5+	12-	7-	0	0	0	0	0	0	1+	4-	3-	1-	0	0
HARPERS FERRY PD	93	0	1	1	0	0	0	0	0	0	1	0	0	0	0	0
	92	7	4	11	0	0	0	0	0	1	0	3	6	1	1	0
	CHANGE	7-	3-	10-	0	0	0	0	0	1-	1+	3-	6-	1-	0	0
KANAWHA CTY	93	301	1104	1405	22	0	15	57	108	167	108	167	963	73	73	0
	92	279	1241	1520	14	0	22	71	156	150	156	1020	87	87	0	0
	CHANGE	22+	137-	115-	8+	0	7-	14-	48-	17+	48-	57-	14-	14-	0	0
RURAL	93	32	193	225	1	0	5	8	34	60	34	60	102	15	15	0
	92	39	280	319	11	0	15	17	61	68	61	68	121	26	26	0
	CHANGE	7-	87-	94-	10-	0	10-	9-	27-	8-	27-	8-	19-	11-	0	0

PART I ARRESTS

# PART I ARRESTS

	PART I ARRESTS BY CHARGE AND AGENCY TYPE		AGENCY TYPE										BURLARY LARCENY	AGGRAV ASSAULT	ROBBERY	BURGLARY	LARCENY	AUTO THEFT
	JUVENILE	ADULTS	GRAND TOTAL	MURDER	CRIMINAL HOMICIDE	NEG MANSL	RAPE	FORCIBLE	AGGRAV ASSAULT	ROBBERY	BURGLARY	LARCENY						
SHERIFF	93	109	132	0	0	0	1	6	22	37	58	8						
	92	178	201	10	0	0	6	13	46	38	80	8						
	CHANGE	69-	69-	10-	0	0	5-	7-	24-	1-	22-	0						
STATE POLICE	93	84	93	1	0	0	4	2	12	23	44	7						
	92	102	118	1	0	0	9	4	15	30	41	18						
	CHANGE	18-	25-	0	0	0	5-	2-	3-	7-	3+	11-						
MUNICIPAL	93	911	1180	21	0	0	10	49	74	107	861	58						
	92	961	1201	3	0	0	7	54	95	82	899	61						
	CHANGE	50-	21-	18+	0	0	3+	5-	21-	25+	38-	3-						
BELLE PD	93	0	0	0	0	0	0	0	0	0	0	0						
	92	0	0	0	0	0	0	0	0	0	0	0						
	CHANGE	0	0	0	0	0	0	0	0	0	0	0						
CHARLESTON PD	93	781	1017	17	0	0	9	45	60	76	766	44						
	92	839	1052	3	0	0	6	48	83	60	799	53						
	CHANGE	58-	35-	14+	0	0	3+	3-	23-	16+	33-	9-						
DUNBAR PD	93	17	20	0	0	0	0	1	0	0	19	0						
	92	23	26	0	0	0	0	1	0	4	22	0						
	CHANGE	6-	6-	0	0	0	0	1+	0	4-	3-	0						
NITRO PD	93	8	10	2	0	0	0	0	1	4	3	0						
	92	3	6	0	0	0	0	0	0	0	6	0						
	CHANGE	1-	4+	2+	0	0	0	0	1+	4+	3-	0						
ST ALBANS PD	93	27	27	1	0	0	0	0	0	4	19	3						
	92	19	22	0	0	0	0	4	3	7	8	0						
	CHANGE	8+	5+	1+	0	0	0	4-	3-	3-	11+	3+						
SOUTH CHARLESTON PD	93	58	76	1	0	0	1	3	7	13	46	5						
	92	55	65	0	0	0	1	2	7	7	45	3						
	CHANGE	3+	11+	1+	0	0	0	1+	0	6+	1+	2+						
CHESAPEAKE PD	93	0	0	0	0	0	0	0	0	0	0	0						
	92	0	0	0	0	0	0	0	0	0	0	0						
	CHANGE	0	0	0	0	0	0	0	0	0	0	0						
MARNET PD	93	3	5	0	0	0	0	0	0	0	3	2						
	92	5	5	0	0	0	0	0	0	3	2	0						
	CHANGE	2+	0	0	0	0	0	0	0	3-	1+	2+						
GLEDENIN PD	93	10	18	0	0	0	0	0	0	10	5	3						
	92	12	20	0	0	0	0	0	0	1	14	5						
	CHANGE	2-	2-	0	0	0	0	0	0	9+	9-	2-						
CEDAR GROVE PD	93	1	1	0	0	0	0	0	0	0	0	1						
	92	1	1	0	0	0	0	0	1	0	0	0						
	CHANGE	0	0	0	0	0	0	0	1-	0	0	1+						

PART I ARRESTS BY CHARGE AND AGENCY TYPE  
 JUVENILE ADULTS GRAND CRIMINAL HOMICIDE FORCIBLE ROBBERY AGGRAV BURGLARY LARCENY AUTO  
 TOTAL MURDER NEG MAUSL RAPE ASSAULT

H VA ST COLLEGE SECURITY 93 0 6 6 0 0 0 0 0 0 0 0 0 0 0 0 0 0 0 0  
 92 0 4 4 0 0 0 0 0 0 0 0 0 0 0 0 0 0 0 0  
 CHANGE 0 2+ 2+ 0 0 0 0 0 0 0 0 0 0 0 0 0 0 0 0

LEWIS CITY TOTAL 7 32 39 0 0 3 0 0 0 0 0 0 0 0 0 0 0 0 0 0  
 93 13 44 57 1 0 0 0 0 0 0 0 0 0 0 0 0 0 0 0  
 CHANGE 6- 12- 18- 1- 0 3+ 0 0 0 0 0 0 0 0 0 0 0 0 0 0  
 92 4 27 31 0 0 0 0 0 0 0 0 0 0 0 0 0 0 0 0  
 CHANGE 4- 6- 10- 1- 0 3+ 0 0 0 0 0 0 0 0 0 0 0 0 0 0

RURAL 93 4 27 31 0 0 3 0 0 0 0 0 0 0 0 0 0 0 0 0  
 92 12 38 50 1 0 0 0 0 0 0 0 0 0 0 0 0 0 0 0  
 CHANGE 8- 11- 19- 1- 0 3+ 0 0 0 0 0 0 0 0 0 0 0 0 0 0

SHERIFF 93 0 21 21 0 0 3 0 0 0 0 0 0 0 0 0 0 0 0 0  
 92 4 27 31 1 0 0 0 0 0 0 0 0 0 0 0 0 0 0 0  
 CHANGE 4- 6- 10- 1- 0 3+ 0 0 0 0 0 0 0 0 0 0 0 0 0 0

STATE POLICE 93 4 6 10 0 0 0 0 0 0 0 0 0 0 0 0 0 0 0 0  
 92 8 11 19 0 0 0 0 0 0 0 0 0 0 0 0 0 0 0 0  
 CHANGE 4- 5- 9- 0 0 0 0 0 0 0 0 0 0 0 0 0 0 0 0

MUNICIPAL 93 3 5 8 0 0 0 0 0 0 0 0 0 0 0 0 0 0 0 0  
 92 1 6 7 0 0 0 0 0 0 0 0 0 0 0 0 0 0 0 0  
 CHANGE 2+ 1- 1+ 0 0 0 0 0 0 0 0 0 0 0 0 0 0 0 0

WESTON PD 93 3 5 8 0 0 0 0 0 0 0 0 0 0 0 0 0 0 0 0  
 92 1 7 8 0 0 0 0 0 0 0 0 0 0 0 0 0 0 0 0  
 CHANGE 2+ 1- 1+ 0 0 0 0 0 0 0 0 0 0 0 0 0 0 0 0

LINCOLN CITY TOTAL 14 152 166 0 0 14 0 0 0 0 0 0 0 0 0 0 0 0 0 0  
 93 20 139 159 0 0 8 0 0 0 0 0 0 0 0 0 0 0 0 0  
 CHANGE 6- 13+ 7+ 0 0 6+ 0 0 0 0 0 0 0 0 0 0 0 0 0 0

RURAL 93 14 152 166 0 0 14 0 0 0 0 0 0 0 0 0 0 0 0 0  
 92 20 139 159 0 0 8 0 0 0 0 0 0 0 0 0 0 0 0 0  
 CHANGE 6- 13+ 7+ 0 0 6+ 0 0 0 0 0 0 0 0 0 0 0 0 0 0

SHERIFF 93 0 0 0 0 0 0 0 0 0 0 0 0 0 0 0 0 0 0 0  
 92 0 3 3 0 0 0 0 0 0 0 0 0 0 0 0 0 0 0 0  
 CHANGE 0 3- 3- 0 0 0 0 0 0 0 0 0 0 0 0 0 0 0 0 0

STATE POLICE 93 14 152 166 0 0 14 0 0 0 0 0 0 0 0 0 0 0 0 0  
 92 20 136 156 0 0 8 0 0 0 0 0 0 0 0 0 0 0 0 0  
 CHANGE 6- 16+ 10+ 0 0 6+ 0 0 0 0 0 0 0 0 0 0 0 0 0 0

LOGAN CITY TOTAL 16 115 131 5 0 0 0 0 0 0 0 0 0 0 0 0 0 0 0 0  
 93 39 158 197 5 0 1 0 0 0 0 0 0 0 0 0 0 0 0 0  
 CHANGE 23- 43- 66- 5 0 1- 0 0 0 0 0 0 0 0 0 0 0 0 0 0

PART I ARRESTS

# PART 1 ARRESTS

	PART I ARRESTS BY CHARGE AND AGENCY TYPE		AGENCY TYPE										AGGRAV ASSAULT	BURGLARY	LARCENY	AUTO THEFT
	JUVENILE	ADULTS	GRAND TOTAL	MURDER	CRIMINAL	HOMICIDE	FORCIBLE	ROBBERY	RAPE	NEG	MAJSL					
RURAL	8	89	97	3	0	0	0	0	3	23	22	38	8			
CHANGE	32	134	166	4	1	4	4	4	5	27	61	61	3			
	24-	45-	69-	1-	1-	4-	4-	4-	2-	4-	39-	23-	5+			
SHERIFF	0	33	33	2	0	0	0	0	0	7	6	16	2			
CHANGE	27	40	67	2	1	1	1	1	2	3	26	32	0			
	27-	7-	34-	0	1-	1-	1-	1-	2-	4+	20-	16-	2+			
STATE POLICE	8	56	64	1	0	0	0	0	3	16	16	22	6			
CHANGE	5	94	99	2	0	3	3	3	3	24	35	29	3			
	3+	38-	35-	1-	0	3-	3-	0	0	8-	19-	7-	3+			
MUNICIPAL	8	26	34	2	0	0	0	0	0	6	11	11	4			
CHANGE	7	24	31	1	0	1	1	1	0	4	17	5	3			
	1+	2+	3+	1+	0	1-	1-	0	0	2+	6-	6+	1+			
LOGAN PD	8	22	30	1	0	0	0	0	0	6	8	11	4			
CHANGE	6	22	28	1	0	1	1	1	0	4	17	2	3			
	2+	0	2+	0	0	1-	1-	0	0	2+	9-	9+	1+			
MAN PD	0	4	4	1	0	0	0	0	0	0	3	0	0			
CHANGE	1	0	1	0	0	0	0	0	0	0	0	1	0			
	1-	4+	3+	1+	0	0	0	0	0	0	3+	1-	0			
CHAPMANVILLE PD	0	0	0	0	0	0	0	0	0	0	0	0	0			
CHANGE	0	2	2	0	0	0	0	0	0	0	0	2	0			
	0	2-	2-	0	0	0	0	0	0	0	0	2-	0			
MITCHELL HEIGHTS PD	0	0	0	0	0	0	0	0	0	0	0	0	0			
CHANGE	0	0	0	0	0	0	0	0	0	0	0	0	0			
	0	0	0	0	0	0	0	0	0	0	0	0	0			
MCDONELL CITY TOTAL	5	113	118	4	1	3	3	3	3	27	33	41	6			
CHANGE	6	149	155	4	1	4	4	11	26	26	24	80	5			
	1-	36-	37-	0	0	1-	1-	8-	1+	1+	9+	39-	1+			
RURAL	1	100	101	4	1	2	2	1	1	24	24	40	5			
CHANGE	5	136	141	3	1	4	4	10	23	19	19	76	5			
	4-	36-	40-	1+	0	2-	2-	9-	1+	5+	5+	36-	0			
SHERIFF	0	73	73	4	1	1	1	1	3	17	11	34	4			
CHANGE	0	98	98	1	1	1	1	3	15	10	10	63	4			
	0	25-	25-	3+	0	0	0	2-	2+	1+	1+	29-	0			
STATE POLICE	1	27	28	0	0	1	1	0	0	7	13	6	1			
CHANGE	5	38	43	2	0	3	3	7	8	9	13	13	1			
	4-	11-	15-	2-	0	2-	2-	7-	1-	4+	4+	7-	0			
MUNICIPAL	4	13	17	0	0	1	1	2	3	3	9	1	1			
CHANGE	1	13	14	1	0	1	1	1	1	3	5	4	0			
	3+	0	3+	1-	0	1+	1+	1+	0	0	4+	3-	1+			



PART I ARRESTS BY CHARGE AND AGENCY TYPE  
 GRAND CRIMINAL HOMICIDE FORCIBLE ROBBERY AGGRAV BURGLARY LARCENY AUTO  
 JUVENILE ADULTS TOTAL MURDER NEG MANSL RAPE ASSAULT THEFT

AGENCY	CHARGE	JUVENILE	ADULTS	TOTAL	MURDER	NEG MANSL	RAPE	ROBBERY	AGGRAV ASSAULT	BURGLARY	LARCENY	AUTO THEFT
MAR PD	93	0	0	0	0	0	0	0	0	0	0	0
	92	0	0	0	0	0	0	0	0	0	0	0
	CHANGE	0	0	0	0	0	0	0	0	0	0	0
MELCH PD	93	1	5	6	0	0	0	0	2	2	1	1
	92	0	10	10	1	0	0	1	3	2	3	0
	CHANGE	1+	5-	4-	1-	0	0	1-	1-	0	2-	1+
NORTH FORM PD	93	3	2	5	0	0	0	0	0	5	0	0
	92	0	1	1	0	0	0	0	0	1	0	0
	CHANGE	3+	1+	4+	0	0	0	0	0	4+	0	0
DAVY PD	93	0	0	0	0	0	0	0	0	0	0	0
	92	0	0	0	0	0	0	0	0	0	0	0
	CHANGE	0	0	0	0	0	0	0	0	0	0	0
KIMBALL PD	93	0	6	6	0	0	1	2	1	2	0	0
	92	1	2	3	0	0	0	0	0	2	1	0
	CHANGE	1-	4+	3+	0	0	1+	2+	1+	0	1-	0

\*\*\*\*\*  
 HARRISON CITY TOTAL 38 188 226 3 0 3 2 45 34 126 13  
 93 38 188 226 3 0 3 2 45 34 126 13  
 92 31 142 173 3 0 4 1 27 37 96 5  
 CHANGE 7+ 46+ 53+ 0 0 1- 1+ 18+ 3- 30+ 8+  
 \*\*\*\*\*

AGENCY	CHARGE	JUVENILE	ADULTS	TOTAL	MURDER	NEG MANSL	RAPE	ROBBERY	AGGRAV ASSAULT	BURGLARY	LARCENY	AUTO THEFT
RURAL	93	5	70	75	2	0	2	0	17	14	35	5
	92	14	53	67	0	0	1+	0	17	26	20	3
	CHANGE	9-	17+	8+	2+	0	1+	0	0	12-	15+	2+
SHERIFF	93	5	65	70	2	0	2	0	17	14	31	4
	92	13	45	58	0	0	1	0	17	22	17	1
	CHANGE	8-	20+	12+	2+	0	1+	0	0	8-	14+	3+
STATE POLICE	93	0	5	5	0	0	0	0	0	0	4	1
	92	1	8	9	0	0	0	0	0	4	3	2
	CHANGE	1-	3-	4-	0	0	0	0	0	4-	1+	1-

AGENCY	CHARGE	JUVENILE	ADULTS	TOTAL	MURDER	NEG MANSL	RAPE	ROBBERY	AGGRAV ASSAULT	BURGLARY	LARCENY	AUTO THEFT
MUNICIPAL	93	33	118	151	1	0	1	2	28	20	91	8
	92	17	89	106	3	0	3	1	10	11	76	2
	CHANGE	16+	29+	45+	2-	0	2-	1+	18+	9+	15+	6+
FAIRMONT PD	93	26	116	142	1	0	1	2	27	16	87	8
	92	15	86	101	3	0	3	1	10	9	75	0
	CHANGE	11+	30+	41+	2-	0	2-	1+	17+	7+	12+	8+

AGENCY	CHARGE	JUVENILE	ADULTS	TOTAL	MURDER	NEG MANSL	RAPE	ROBBERY	AGGRAV ASSAULT	BURGLARY	LARCENY	AUTO THEFT
MANNINGTON PD	93	7	2	9	0	0	0	0	1	4	4	0
	92	2	3	5	0	0	0	0	0	2	1	2
	CHANGE	5+	1-	4+	0	0	0	0	1+	2+	3+	2-
MONONGAH PD	93	0	0	0	0	0	0	0	0	0	0	0
	92	0	0	0	0	0	0	0	0	0	0	0
	CHANGE	0	0	0	0	0	0	0	0	0	0	0

PART I ARRESTS

# PART I ARRESTS

		PART I ARRESTS BY CHARGE AND AGENCY TYPE											
		JUVENILE	ADULTS	GRAND TOTAL	MURDER	CRIMINAL	HOMICIDE	FORCIBLE	ROBBERY	AGGRAV	BURGLARY	LARCENY	AUTO THEFT
		*****											
MARSHALL CITY	TOTAL	93	42	85	127	1	0	0	2	13	39	66	6
	CHANGE	92	58	162	220	2	1	1	0	17	29	158	12
	CHANGE	93	16-	77-	93-	1-	1-	1-	2+	4-	10+	92-	6-
*****													
RURAL	TOTAL	93	5	29	34	0	0	0	2	9	10	12	1
	CHANGE	92	10	48	58	2	1	0	0	12	18	23	2
	CHANGE	93	4	23	27	0	0	0	2	5	10	9	1-
SHERIFF	TOTAL	92	9	43	52	0	1	0	0	11	16	22	2
	CHANGE	93	5-	20-	25-	0	1-	0	2+	6-	6-	13-	1-
*****													
STATE POLICE	TOTAL	93	1	6	7	0	0	0	0	4	0	3	0
	CHANGE	92	1	5	6	2	0	0	0	1	2	1	0
	CHANGE	93	0	1+	1+	0	0	0	0	3+	2-	2+	0
*****													
MUNICIPAL	TOTAL	93	37	56	93	1	0	0	0	4	29	54	5
	CHANGE	92	48	114	162	0	0	1	0	5	11	135	10
	CHANGE	93	11-	58-	69-	1+	0	1-	0	1-	18+	81-	5-
*****													
BENHOOD PD	TOTAL	93	0	24	24	0	0	0	0	1	0	20	3
	CHANGE	92	0	58	58	0	0	0	0	0	1	57	0
	CHANGE	93	0	34-	34-	0	0	0	0	1+	1-	37-	3+
*****													
CAMERON PD	TOTAL	93	0	1	1	0	0	0	0	0	1	0	0
	CHANGE	92	1	2	3	0	0	0	0	2	1	0	0
	CHANGE	93	1-	1-	2-	0	0	0	0	2-	0	0	0
*****													
GLEN DALE PD	TOTAL	93	0	2	2	0	0	0	0	0	0	2	0
	CHANGE	92	14	2	16	0	0	0	0	0	0	16	0
	CHANGE	93	14-	0	14-	0	0	0	0	0	0	14-	0
*****													
MCNECHAN PD	TOTAL	93	4	6	10	1	0	0	0	0	5	2	2
	CHANGE	92	3	6	9	0	0	0	0	0	5	2	2
	CHANGE	93	1+	0	1+	1+	0	0	0	0	0	0	0
*****													
MOUNDSVILLE PD	TOTAL	93	33	23	56	0	0	0	0	3	23	30	0
	CHANGE	92	30	46	76	0	0	1	0	3	4	60	8
	CHANGE	93	3+	23-	20-	0	0	1-	0	0	19+	30-	8-
*****													
MASON CITY	TOTAL	93	15	61	76	1	0	0	0	12	29	29	5
	CHANGE	92	22	61	83	1	0	1	2	13	18	55	3
	CHANGE	93	7-	0	7-	0	0	1-	2-	9+	11+	26-	2+
*****													
RURAL	TOTAL	93	6	46	52	1	0	0	0	12	20	15	4
	CHANGE	92	10	40	50	1	0	0	2	3	12	31	1
	CHANGE	93	4-	6+	2+	0	0	0	2-	9+	8+	16-	3+

PART I ARRESTS BY CHARGE AND AGENCY TYPE

	JUVENILE	ADULTS	GRAND TOTAL	CRIMINAL MURDER	HOMICIDE NEG	FORCIBLE RAPE	ROBBERY	AGGRAV ASSAULT	BURGLARY	LARCENY	AUTO THEFT
SHERIFF	2	23	25	1	0	0	0	0	10	12	2
CHANGE	3	29	32	1	0	0	0	0	9	22	0
STATE POLICE	1-	6-	7-	0	0	0	0	0	1+	10-	2+
CHANGE	4	23	27	0	0	0	0	12	10	3	2
MUNICIPAL	7	11	18	0	0	0	2	3	3	9	1
CHANGE	3-	12+	9+	0	0	0	2-	9+	7+	6-	1+
POINT PLEASANT PD	9	15	24	0	0	0	0	0	9	14	1
CHANGE	12	21	33	0	1	1-	0	0	6	24	2
NEM HAVEN PD	3-	6-	9-	0	0	1-	0	0	3+	10-	1-
CHANGE	0	0	0	0	0	0	0	0	0	0	0
MASON PD	0	0	0	0	0	0	0	0	0	0	0
CHANGE	0	0	0	0	0	0	0	0	0	0	0
MERCER CTY	42	229	271	1	3	3	18	30	47	157	11
TOTAL	78	436	514	1	4	4	8	130	68	278	17
CHANGE	56-	207-	263-	0	1-	1-	10+	100-	21-	121-	6-
RURAL	13	150	163	1	3	3	9	24	34	81	10
CHANGE	9	331	340	0	1	1	4	125	51	145	9
SHERIFF	4+	181-	177-	1+	2+	2+	5+	101-	17-	64-	1+
CHANGE	0	126	126	1	0	0	2	20	16	79	7
STATE POLICE	0	311	311	3	0	0	2	119	40	143	4
CHANGE	0	185-	185-	2-	1+	0	0	99-	24-	64-	3+
MUNICIPAL	13	24	37	0	3	3	7	4	18	2	3
CHANGE	9	20	29	2	0	1	2	6	11	2	5
BLUEFIELD PD	4+	4+	8+	2-	0	2+	5+	2-	7+	0	2-
CHANGE	29	79	108	3	0	0	9	6	13	76	1
MUNICIPAL	69	105	174	3	1	3	4	5	17	133	8
CHANGE	40-	26-	66-	0	1-	3-	5+	1+	4-	57-	7-
BLUEFIELD PD	7	26	33	2	0	0	4	2	1	24	0
CHANGE	33	54	87	1	0	0	1	2	13	68	2
PRINCETON PD	26-	28-	54-	1+	0	0	3+	0	12-	44-	2-
CHANGE	22	53	75	1	0	0	5	4	12	52	1
CHANGE	36	48	84	2	1	0	3	3	4	65	6
CHANGE	14-	5+	9-	1-	1-	0	2+	1+	8+	13-	5-

PART I ARRESTS



PART I ARRESTS BY CHARGE AND AGENCY TYPE  
 JUVENILE ADULTS GRAND CRIMINAL HOMICIDE FORCIBLE ROBBERY AGGRAV BURGLARY LARCENY AUTO  
 TOTAL MURDER NEG MANSL RAPE ASSAULT

AGENCY	93	92	CHANGE	JUVENILE	ADULTS	GRAND	CRIMINAL	HOMICIDE	FORCIBLE	ROBBERY	AGGRAV	BURGLARY	LARCENY	AUTO
				TOTAL	MURDER	NEG	MANSL	RAPE	ASSAULT					THEFT
MUNICIPAL	2	19	17	21	1	0	0	0	2	3	6	9	0	0
CHANGE	0	1-	1-	1-	1+	0	0	0	0	0	1-	4+	4	4-
WILLIAMSON PD	0	17	17	17	0	0	0	0	0	2	6	9	0	0
CHANGE	0	5+	5+	5+	0	0	0	0	0	4-	4+	6+	1	1-
KERMIT PD	2	0	2	2	0	0	0	0	2	0	0	0	0	0
CHANGE	1+	5-	4-	4-	0	0	0	0	0	0	3-	0	3	3-
DELBARTON PD	0	2	2	2	1	0	0	0	0	1	0	0	0	0
CHANGE	1-	1-	2-	2-	1+	0	0	0	0	0	2-	2-	0	0
MATEMAN PD	0	0	0	0	0	0	0	0	0	0	0	0	0	0
CHANGE	0	0	0	0	0	0	0	0	0	0	0	0	0	0

\*\*\*\*\*  
 MONROGALIA CITY TOTAL  
 124 303 427 0 0 9 4 11 30 348 25  
 92 392 509 0 0 5 3 14 55 421 10  
 CHANGE 17+ 89- 82- 0 1- 4+ 1+ 3- 25- 73- 15+  
 \*\*\*\*\*

AGENCY	93	92	CHANGE	JUVENILE	ADULTS	GRAND	CRIMINAL	HOMICIDE	FORCIBLE	ROBBERY	AGGRAV	BURGLARY	LARCENY	AUTO
				TOTAL	MURDER	NEG	MANSL	RAPE	ASSAULT					THEFT
RURAL	2	56	54	58	0	0	0	6	1	4	10	33	4	4
CHANGE	3-	29-	32-	32-	0	1-	1-	1+	0	1+	16	6-	31-	1+
SHERIFF	2	26	24	28	0	0	0	0	1	0	2	22	3	3
CHANGE	1+	25-	24-	24-	0	1-	1-	0	0	0	13	11-	15-	2+
STATE POLICE	0	30	30	30	0	0	0	6	0	4	8	11	1	1
CHANGE	4-	4-	8-	8-	0	0	0	1+	0	1	3	5+	16-	1-

AGENCY	93	92	CHANGE	JUVENILE	ADULTS	GRAND	CRIMINAL	HOMICIDE	FORCIBLE	ROBBERY	AGGRAV	BURGLARY	LARCENY	AUTO
				TOTAL	MURDER	NEG	MANSL	RAPE	ASSAULT					THEFT
MUNICIPAL	122	247	369	369	0	0	0	3	7	3	20	315	21	21
CHANGE	10+	60-	50-	50-	0	0	0	3+	13	0	39	357	7	14+
MORGANTONN PD	50	122	172	172	0	0	0	3	3	3	18	133	12	12
CHANGE	20-	61-	81-	81-	0	0	0	3+	0	6-	23	217	1	11+
STAR CITY PD	39	90	129	129	0	0	0	0	0	0	0	126	3	3
CHANGE	22+	3+	25+	25+	0	0	0	0	0	0	0	104	0	0

AGENCY	93	92	CHANGE	JUVENILE	ADULTS	GRAND	CRIMINAL	HOMICIDE	FORCIBLE	ROBBERY	AGGRAV	BURGLARY	LARCENY	AUTO
				TOTAL	MURDER	NEG	MANSL	RAPE	ASSAULT					THEFT
WESTOVER PD	27	26	53	53	0	0	0	0	0	0	1	49	3	3
CHANGE	9+	3+	12+	12+	0	0	0	0	0	0	15	20	29+	2-

PART I ARRESTS

# PART I ARRESTS

		PART I ARRESTS BY CHARGE AND AGENCY TYPE																							
		JUVENILE		ADULTS		GRAND TOTAL		MURDER		CRIMINAL TYPE		HOMICIDE		FORCIBLE RAPE		ROBBERY		AGGRAV ASSAULT		BURGLARY		LARCENY		AUTO THEFT	
WVU SECURITY POLICE	93	3	7	10	0	0	0	0	0	0	0	0	0	0	0	0	0	3	0	1	6	0	0	0	0
	92	5	13	18	0	0	0	0	0	0	0	0	0	0	0	0	0	2	0	0	16	0	0	0	0
	CHANGE	2-	6-	8-	0	0	0	0	0	0	0	0	0	0	0	0	0	1+	0	1+	10-	0	0	0	0
GRANVILLE PD	93	2	2	5	0	0	0	0	0	0	0	0	0	0	0	0	0	1	0	0	1	0	3	1	2+
	92	3	1	3	0	0	0	0	0	0	0	0	0	0	0	0	0	1	0	1	0	0	1	1	1
	CHANGE	1+	1+	2+	0	0	0	0	0	0	0	0	0	0	0	0	0	0	0	1-	1+	0	1+	0	2+
MONROE CITY	93	13	32	45	0	1	0	0	0	0	0	0	0	0	0	0	0	7	0	16	15	0	6	1	6
	92	12	31	43	0	0	0	0	0	0	0	0	0	0	0	0	0	5	29	8	8	1	1	1	1
	CHANGE	1+	1+	2+	0	1+	0	0	0	0	0	0	0	0	0	0	0	2+	0	13-	7+	0	5+	0	5+
RURAL	93	2	27	29	0	1	0	0	0	0	0	0	0	0	0	0	0	6	0	12	6	0	4	1	4
	92	4	23	27	0	0	0	0	0	0	0	0	0	0	0	0	0	1+	0	16	5	1	1	1	3+
	CHANGE	2-	4+	2+	0	1+	0	0	0	0	0	0	0	0	0	0	0	0	0	4-	1+	0	0	0	0
SHERIFF	93	2	19	21	0	1	0	0	0	0	0	0	0	0	0	0	0	4	0	7	6	0	3	0	3
	92	0	4	4	0	0	0	0	0	0	0	0	0	0	0	0	0	2	0	1	1	0	0	0	0
	CHANGE	2+	15+	17+	0	1+	0	0	0	0	0	0	0	0	0	0	0	2+	0	6+	5+	0	0	0	3+
STATE POLICE	93	0	8	8	0	0	0	0	0	0	0	0	0	0	0	0	0	2	0	5	0	0	1	1	1
	92	4	19	23	0	0	0	0	0	0	0	0	0	0	0	0	0	3	15	4	4	0	1	1	0
	CHANGE	4-	11-	15-	0	0	0	0	0	0	0	0	0	0	0	0	0	1-	0	10-	0	0	0	0	0
MUNICIPAL	93	11	5	16	0	0	0	0	0	0	0	0	0	0	0	0	0	1	0	4	9	0	2	0	2
	92	8	8	16	0	0	0	0	0	0	0	0	0	0	0	0	0	0	13	13	3	3	0	0	0
	CHANGE	3+	3-	0	0	0	0	0	0	0	0	0	0	0	0	0	0	0	1+	9-	6+	0	2+	0	2+
ALDERSON PD	93	11	5	16	0	0	0	0	0	0	0	0	0	0	0	0	0	1	0	4	9	0	2	0	2
	92	8	8	16	0	0	0	0	0	0	0	0	0	0	0	0	0	0	13	13	3	3	0	0	0
	CHANGE	3+	3-	0	0	0	0	0	0	0	0	0	0	0	0	0	0	0	0	9-	6+	0	2+	0	2+
MORGAN CITY	93	6	24	30	1	0	0	0	0	0	0	0	0	0	0	0	0	1	0	2	17	6	1	6	6
	92	7	19	26	1	0	0	0	0	0	0	0	0	0	0	0	0	0	0	11	11	1	1	1	1
	CHANGE	1-	5+	4+	0	0	0	0	0	0	0	0	0	0	0	0	0	0	0	9-	6+	0	5+	0	5+
RURAL	93	6	24	30	1	0	0	0	0	0	0	0	0	0	0	0	0	1	0	2	17	6	1	6	6
	92	7	19	26	1	0	0	0	0	0	0	0	0	0	0	0	0	0	0	11	11	1	1	1	1
	CHANGE	1-	5+	4+	0	0	0	0	0	0	0	0	0	0	0	0	0	0	0	9-	6+	0	5+	0	5+
SHERIFF	93	0	11	11	0	0	0	0	0	0	0	0	0	0	0	0	0	1	0	1	9	0	0	0	0
	92	0	0	0	0	0	0	0	0	0	0	0	0	0	0	0	0	1	0	0	0	0	0	0	0
	CHANGE	0	11+	11+	0	0	0	0	0	0	0	0	0	0	0	0	0	0	0	1+	0	0	0	0	0
STATE POLICE	93	6	13	19	1	0	0	0	0	0	0	0	0	0	0	0	0	0	0	1	8	6	1	1	1
	92	7	19	26	1	0	0	0	0	0	0	0	0	0	0	0	0	0	0	11	11	0	0	0	0
	CHANGE	1-	6-	7-	0	0	0	0	0	0	0	0	0	0	0	0	0	0	0	10-	3-	0	0	0	0

PART I ARRESTS BY CHARGE AND AGENCY TYPE

		JUVENILE	ADULTS	GRAND TOTAL	MURDER	CRIMINAL	HOMICIDE	FORCIBLE	ROBBERY	AGGRAV	BURGLARY	LARCENY	AUTO THEFT
										ASSAULT			
*****													
NICHOLAS CTY													
	TOTAL	93	16	75	1	0	1	0	2	9	19	31	12
	CHANGE	92	15	81	1	0	4	0	7	5	8	51	5
			1+	6-	0	0	3-	0	5-	4+	11+	20-	7+
*****													
	RURAL	93	8	50	1	0	1	0	2	8	14	13	11
	CHANGE	92	5	48	1	0	4	0	6	4	4	26	3
			3+	2+	0	0	3-	0	4-	4+	10+	13-	8+
	SHERIFF	93	5	42	1	0	1	0	2	7	9	13	9
	CHANGE	92	2	35	0	0	4	0	4	3	3	19	2
			3+	7+	1+	0	3-	0	2-	4+	6+	6-	7+
	STATE POLICE	93	3	8	0	0	0	0	0	1	5	0	2
	CHANGE	92	3	13	1	0	0	0	2	1	1	7	1
			0	5-	1-	0	0	0	2-	0	4+	7-	1+
	MUNICIPAL	93	8	25	0	0	0	0	0	1	5	18	1
	CHANGE	92	10	33	0	0	0	0	1	1	4	25	2
			2-	8-	0	0	0	0	1-	0	1+	7-	1-
*****													
RICHMOND PD													
	TOTAL	93	0	2	0	0	0	0	0	0	1	1	0
	CHANGE	92	2	2	0	0	0	0	0	0	2	0	0
			2-	0	0	0	0	0	0	0	1-	1+	0
*****													
SUMMERSVILLE PD													
	TOTAL	93	8	23	0	0	0	0	0	1	4	17	1
	CHANGE	92	8	31	0	0	0	0	1	1	2	25	2
			0	8-	0	0	0	0	1-	0	2+	8-	1-
*****													
OHIO CTY													
	TOTAL	93	75	284	3	0	5	0	14	61	42	125	34
	CHANGE	92	111	325	7	0	4	0	25	64	48	166	11
			36-	41-	4-	0	1+	0	11-	3-	6-	41-	23+
*****													
	RURAL	93	4	18	0	0	1	0	0	3	11	7	0
	CHANGE	92	10	35	2	0	0	0	1	6	15	21	0
			6-	17-	2-	0	1+	0	1-	3-	4-	14-	0
	SHERIFF	93	0	15	0	0	1	0	0	2	7	5	0
	CHANGE	92	10	34	2	0	0	0	1	5	15	21	0
			10-	19-	2-	0	1+	0	1-	3-	8-	16-	0
	STATE POLICE	93	4	7	0	0	0	0	0	1	4	2	0
	CHANGE	92	0	1	0	0	0	0	0	1	0	0	0
			4+	2+	0	0	0	0	0	0	4+	2+	0
	MUNICIPAL	93	71	262	3	0	4	0	14	58	31	118	34
	CHANGE	92	101	280	5	0	4	0	24	58	33	145	11
			30-	18-	2-	0	0	0	10-	0	2-	27-	23+

PART I ARRESTS

# PART I ARRESTS

		PART I ARRESTS BY CHARGE AND AGENCY TYPE												
		JUVENILE	ADULTS	GRAND TOTAL	MURDER	CRIMINAL	HOMICIDE	NEG	FORCIBLE	ROBBERY	AGGRAV	BURGLARY	LARCENY	AUTO THEFT
									RAPE		ASSAULT			
WHEELING PD	93	71	187	258	3	0	0	0	3	14	55	31	118	34
	92	101	178	279	5	0	0	4	24	24	58	33	144	11
	CHANGE	30-	9+	21-	2-	0	0	1-	1-	10-	3-	2-	26-	23+
BETHLEHEM PD	93	0	0	0	0	0	0	0	0	0	0	0	0	0
	92	0	0	0	0	0	0	0	0	0	0	0	0	0
	CHANGE	0	0	0	0	0	0	0	0	0	0	0	0	0
MEST LIBERTY ST COL SEC	93	0	4	4	0	0	0	1	0	0	3	0	0	0
	92	0	1	1	0	0	0	0	0	0	0	0	1	0
	CHANGE	0	3+	3+	0	0	0	1+	0	0	3+	0	1-	0
*****														
PENDLETON CITY TOTAL	93	11	10	21	0	0	0	0	0	0	3	10	7	1
	92	3	14	17	0	0	0	1	0	0	3	5	7	1
	CHANGE	8+	4-	4+	0	0	0	1-	0	0	0	5+	0	0
*****														
RURAL	93	11	10	21	0	0	0	0	0	0	3	10	7	1
	92	3	14	17	0	0	0	1	0	0	3	5	7	1
	CHANGE	8+	4-	4+	0	0	0	1-	0	0	0	5+	0	0
SHERIFF	93	0	1	1	0	0	0	0	0	0	0	0	1	0
	92	0	1	1	0	0	0	0	0	0	0	0	1	0
	CHANGE	0	0	0	0	0	0	0	0	0	0	0	0	0
STATE POLICE	93	11	9	20	0	0	0	0	0	0	3	10	6	1
	92	3	13	16	0	0	0	1	0	0	3	5	6	1
	CHANGE	8+	4-	4+	0	0	0	1-	0	0	0	5+	0	0
*****														
PLEASANTS CITY TOTAL	93	0	18	18	0	0	0	0	0	0	2	8	8	0
	92	3	16	19	0	0	0	1	0	0	1	1	13	3
	CHANGE	3-	2+	1-	0	0	0	1-	0	0	1+	7+	5-	3-
*****														
RURAL	93	0	14	14	0	0	0	0	0	0	1	7	6	0
	92	3	14	17	0	0	0	1	0	0	1	0	12	3-
	CHANGE	3-	0	3-	0	0	0	1-	0	0	0	7+	6-	0
SHERIFF	93	0	6	6	0	0	0	0	0	0	1	5	0	0
	92	0	9	9	0	0	0	0	0	0	0	0	6	3
	CHANGE	0	3-	3-	0	0	0	0	0	0	1+	5+	6-	3-
STATE POLICE	93	0	8	8	0	0	0	0	0	0	0	2	6	0
	92	3	5	8	0	0	0	1	0	0	1	0	6	0
	CHANGE	3-	3+	0	0	0	0	1-	0	0	1-	2+	0	0
MUNICIPAL	93	0	4	4	0	0	0	0	0	0	1	1	2	0
	92	0	2	2	0	0	0	0	0	0	0	1	1	0
	CHANGE	0	2+	2+	0	0	0	0	0	0	0	1+	1+	0



PART I ARRESTS BY CHARGE AND AGENCY TYPE															
	JUVENILE	ADULTS	GRAND TOTAL	CRIMINAL MURDER			HOMICIDE			FORCIBLE RAPE	ROBBERY	AGGRAV ASSAULT	BURGLARY	LARCENY	AUTO THEFT
				NEG	MANSL	MURDER	NEG	MANSL	RAPE						
ST MARYS PD	0	4	4	0	0	0	0	0	0	0	0	1	2	0	
92	0	2	2	0	0	0	0	0	0	0	0	1	1	0	
CHANGE	0	2+	2+	0	0	0	0	0	0	0	0	1+	0	0	
POCAHONTAS CTY TOTAL	9	15	24	0	0	0	0	0	0	4	6	7	5	2	
92	8	24	32	7	0	0	0	0	0	0	1	15	9	0	
CHANGE	1+	9-	8-	7-	0	0	0	0	0	4+	5+	8-	4-	2+	
RURAL	4	10	14	0	0	0	0	0	0	0	5	6	3	2	
92	3	21	24	6	0	0	0	0	0	0	1	8	9	0	
CHANGE	1+	11-	10-	6-	0	0	0	0	0	0	4+	4-	6-	2+	
SHERIFF	0	3	3	0	0	0	0	0	0	0	3	0	0	0	
92	2	11	13	0	0	0	0	0	0	0	0	5	8	0	
CHANGE	2-	8-	10-	0	0	0	0	0	0	0	3+	5-	8-	0	
STATE POLICE	4	7	11	0	0	0	0	0	0	0	2	4	3	2	
92	1	10	11	6	0	0	0	0	0	0	1	3	1	0	
CHANGE	3+	3-	0	6-	0	0	0	0	0	0	1+	1+	2+	2+	
MUNICIPAL	5	5	10	1	0	0	0	0	0	4	1	3	2	0	
92	5	3	8	1	0	0	0	0	0	0	0	7	0	0	
CHANGE	0	2+	2+	1-	0	0	0	0	0	4+	1+	4-	2+	0	
MARLINTON PD	5	5	10	0	0	0	0	0	0	4	1	3	2	0	
92	5	3	8	1	0	0	0	0	0	0	0	7	0	0	
CHANGE	0	2+	2+	1-	0	0	0	0	0	4+	1+	4-	2+	0	
PRESTON CTY TOTAL	4	39	43	1	0	0	0	0	1	0	4	6	30	1	
92	9	59	68	0	0	0	0	0	0	0	1	15	52	0	
CHANGE	5-	20-	25-	1+	0	0	0	0	1+	0	3+	9-	22-	1+	
RURAL	0	30	30	1	0	0	0	0	0	0	3	6	20	0	
92	1	45	46	0	0	0	0	0	0	0	1	15	30	0	
CHANGE	1-	15-	16-	1+	0	0	0	0	0	0	2+	9-	10-	0	
SHERIFF	0	19	19	0	0	0	0	0	0	0	1	4	14	0	
92	0	29	29	0	0	0	0	0	0	0	0	12	17	0	
CHANGE	0	10-	10-	0	0	0	0	0	0	0	1+	8-	3-	0	
STATE POLICE	0	11	11	1	0	0	0	0	0	0	2	2	6	0	
92	1	16	17	0	0	0	0	0	0	0	1	3	13	0	
CHANGE	1-	5-	6-	1+	0	0	0	0	0	0	1+	1-	7-	0	
MUNICIPAL	4	9	13	0	0	0	0	0	1	0	1	0	10	1	
92	8	14	22	0	0	0	0	0	0	0	0	0	22	0	
CHANGE	4-	5-	9-	0	0	0	0	0	1+	0	1+	0	12-	1+	

PART I ARRESTS

# PART I ARRESTS

	PART I ARRESTS BY CHARGE AND AGENCY TYPE		CRIMINAL HOMICIDE							ROBBERY	AGGRAV ASSAULT	BURGLARY	LARCENY	AUTO THEFT
	JUVENILE	ADULTS	GRAND TOTAL	MURDER	NEG MANSL	RAPE	FORCIBLE	AGGRAV	ROBBERY					
KINGWOOD PD	93	9	13	0	0	1	0	0	0	1	0	10	1	
CHANGE	92	14	22	0	0	0	0	0	0	0	0	22	0	
		5-	9-	0	0	1+	0	0	0	1+	0	12-	1+	
REEDSVILLE PD	93	0	0	0	0	0	0	0	0	0	0	0	0	
CHANGE	92	0	0	0	0	0	0	0	0	0	0	0	0	
		0	0	0	0	0	0	0	0	0	0	0	0	
PUTNAM CTY	93	17	117	134	4	0	16	2	28	17	61	6	6	
TOTAL	92	8	105	113	1	0	7	3	26	27	43	6	6	
CHANGE	93	9+	12+	21+	3+	0	9+	1-	2+	10-	18+	0	0	
RURAL	93	11	95	106	4	0	14	2	16	16	52	2	2	
CHANGE	92	8	92	100	1	0	7	3	16	26	41	6	6	
		3+	5+	6+	3+	0	7+	1-	0	10-	11+	4-	4-	
SHERIFF	93	4	62	66	3	0	0	2	10	12	38	1	1	
CHANGE	92	1	73	74	1	0	0	3	16	15	35	4	4	
		3+	11-	8-	2+	0	0	1-	6-	3-	3+	3-	3-	
STATE POLICE	93	7	33	40	1	0	14	0	6	4	14	1	1	
CHANGE	92	0	19	26	0	0	7	0	0	11	6	2	2	
		0	14+	14+	1+	0	7+	0	6+	7-	8+	1-	1-	
MUNICIPAL	93	6	22	28	0	0	2	0	12	1	9	4	4	
CHANGE	92	0	13	13	0	0	0	0	10	1	2	0	0	
		6+	9+	15+	0	0	2+	0	2+	0	7+	4+	4+	
HURRICANE PD	93	6	21	27	0	0	2	0	12	1	8	4	4	
CHANGE	92	0	13	13	0	0	0	0	10	1	2	0	0	
		6+	8+	14+	0	0	2+	0	2+	0	6+	4+	4+	
POCA PD	93	0	1	1	0	0	0	0	0	0	1	0	0	
CHANGE	92	0	0	0	0	0	0	0	0	0	0	0	0	
		0	1+	1+	0	0	0	0	0	0	1+	0	0	
RALEIGH CTY	93	241	529	770	7	1	2	27	55	48	613	17	17	
TOTAL	92	251	573	824	2	0	5	23	68	69	626	31	31	
CHANGE	93	10-	44-	54-	5+	1+	3-	4+	13-	21-	13-	14-	14-	
RURAL	93	22	116	138	4	1	0	6	18	27	76	6	6	
CHANGE	92	35	188	223	1	0	2	9	43	47	105	16	16	
		13-	72-	85-	3+	1+	2-	3-	25-	20-	29-	10-	10-	
SHERIFF	93	21	104	125	3	1	0	6	14	23	75	3	3	
CHANGE	92	32	156	188	1	0	2	8	40	39	86	12	12	
		11-	52-	63-	2+	1+	2-	2-	26-	16-	11-	9-	9-	

PART I ARRESTS BY CHARGE AND AGENCY TYPE																							
		JUVENILE		ADULTS		GRAND TOTAL		MURDER		HOMICIDE		FORCIBLE RAPE		ROBBERY		AGGRAV ASSAULT		BURGLARY		LARCENY		AUTO THEFT	
STATE POLICE	93	1	12	13	1	0	0	0	0	0	0	0	0	0	0	4	4	4	1	3			
	92	3	32	35	0	0	0	0	0	0	0	0	0	1	3	8	8	19	4	4			
	CHANGE	2-	20-	22-	1+	0	0	0	0	0	0	0	0	1-	1+	4-	4-	18-	1-	1-			
MUNICIPAL	93	219	413	632	3	0	0	0	0	0	0	0	0	21	37	21	21	537	11	11			
	92	216	385	601	1	0	0	0	0	0	0	0	0	14	25	22	22	521	15	15			
	CHANGE	3+	28+	31+	2+	0	0	0	0	0	0	0	0	7+	12+	1-	1-	16+	4-	4-			
BECKLEY PD	93	215	412	627	3	0	0	0	0	0	0	0	0	21	36	17	17	537	11	11			
	92	215	382	597	1	0	0	0	0	0	0	0	0	14	25	22	22	519	14	14			
	CHANGE	0	30+	30+	2+	0	0	0	0	0	0	0	0	7+	11+	5-	5-	18+	3-	3-			
MABSCOTT PD	93	4	0	4	0	0	0	0	0	0	0	0	0	0	0	4	4	0	0	0			
	92	1	3	4	0	0	0	0	0	0	0	0	0	0	0	0	0	0	2	1			
	CHANGE	3+	3-	0	0	0	0	0	0	0	0	0	0	0	0	4+	4+	2-	1-	1-			
SOPHIA PD	93	0	1	1	0	0	0	0	0	0	0	0	0	0	1	0	0	0	0	0			
	92	0	0	0	0	0	0	0	0	0	0	0	0	0	0	0	0	0	0	0			
	CHANGE	0	1+	1+	0	0	0	0	0	0	0	0	0	0	1+	0	0	0	0	0			
*****																							
RANDOLPH CTY	93	47	93	140	0	0	0	0	0	0	0	0	0	4	16	16	16	80	24	24			
	92	59	117	176	0	0	0	0	0	0	0	0	0	2	8	35	35	98	30	30			
	CHANGE	12-	24-	36-	0	0	0	0	0	0	0	0	0	2+	8+	19-	19-	18-	6-	6-			
*****																							
RURAL	93	11	47	58	0	0	0	0	0	0	0	0	0	3	11	11	11	22	11	11			
	92	22	49	71	0	0	0	0	0	0	0	0	0	0	6	16	16	50	17	17			
	CHANGE	11-	2-	13-	0	0	0	0	0	0	0	0	0	3+	5+	5-	5-	8-	6-	6-			
SHERIFF	93	0	6	6	0	0	0	0	0	0	0	0	0	0	0	6	6	0	0	0			
	92	2	14	16	0	0	0	0	0	0	0	0	0	0	1	5	5	8	1	1			
	CHANGE	2-	8-	10-	0	0	0	0	0	0	0	0	0	0	1-	1+	1+	8-	1-	1-			
STATE POLICE	93	11	41	52	0	0	0	0	0	0	0	0	0	3	11	5	5	22	11	11			
	92	20	35	55	0	0	0	0	0	0	0	0	0	0	5	11	11	22	16	16			
	CHANGE	9-	6+	3-	0	0	0	0	0	0	0	0	0	3+	6+	6-	6-	0	5-	5-			
MUNICIPAL	93	36	66	82	0	0	0	0	0	0	0	0	0	1	5	5	5	58	13	13			
	92	37	68	105	0	0	0	0	0	0	0	0	0	2	2	19	19	68	13	13			
	CHANGE	1-	22-	23-	0	0	0	0	0	0	0	0	0	1-	3+	14-	14-	10-	0	0			
ELKINS PD	93	35	66	81	0	0	0	0	0	0	0	0	0	1	5	5	5	57	13	13			
	92	36	67	103	0	0	0	0	0	0	0	0	0	2	2	19	19	67	12	12			
	CHANGE	1-	21-	22-	0	0	0	0	0	0	0	0	0	1-	3+	14-	14-	10-	1+	1+			
MILL CREEK PD	93	1	0	1	0	0	0	0	0	0	0	0	0	0	0	0	0	1	0	0			
	92	1	1	2	0	0	0	0	0	0	0	0	0	0	0	0	0	1	1	1			
	CHANGE	0	1-	1-	0	0	0	0	0	0	0	0	0	0	0	0	0	0	0	0			
*****																							
RITCHIE CTY	93	7	16	23	4	1	0	0	0	0	0	0	0	2	2	7	7	3	4	4			
	92	0	12	12	0	0	0	0	0	0	0	0	0	0	1	2	2	6	3	3			
	CHANGE	7+	4+	11+	4+	1+	0	0	0	0	0	0	0	2+	1+	5+	5+	3-	1+	1+			
*****																							

PART I ARRESTS



PART I ARRESTS BY CHARGE AND AGENCY TYPE

	JUVENILE	ADULTS	GRAND TOTAL	MURDER	CRIMINAL	HOMICIDE	FORCIBLE RAPE	ROBBERY	AGGRAV ASSAULT	BURGLARY	LARCENY	AUTO THEFT
RURAL	6	15	21	0	0	0	0	0	1	13	6	1
CHANGE	1	26	27	2	2	0	0	1	3	15	5	1
	5+	11-	6-	2-	2-	0	0	1-	2-	2-	1+	0
SHERIFF	0	7	7	0	0	0	0	0	1	3	3	0
CHANGE	0	0	0	0	0	0	0	0	1+	0	0	0
	0	7+	7+	0	0	0	0	0	1+	3+	3+	0
STATE POLICE	6	8	14	0	0	0	0	0	0	10	3	1
CHANGE	1	26	27	2	2	0	0	1	3	15	5	1
	5+	18-	13-	2-	2-	0	0	1-	3-	5-	2-	0
MUNICIPAL	0	14	14	0	0	0	0	0	3	3	8	0
CHANGE	0	2	2	0	0	0	0	0	0	2	0	0
	0	12+	12+	0	0	0	0	0	3+	1+	8+	0
HINTON PD	0	14	14	0	0	0	0	0	3	3	8	0
CHANGE	0	2	2	0	0	0	0	0	0	2	0	0
	0	12+	12+	0	0	0	0	0	3+	1+	8+	0

\*\*\*\*\*  
TAYLOR CTY. TOTAL 4 32 36 1 0 0 0 0 0 0 10 20 5  
CHANGE 5 34 39 0 0 0 0 0 0 1 4 31 3  
\*\*\*\*\*  
CHANGE 1- 2- 3- 1+ 0 0 0 0 0 1- 6+ 11- 2+  
\*\*\*\*\*

RURAL	2	19	21	1	0	0	0	0	0	8	7	5
CHANGE	2	9	11	1	0	0	0	0	1	1	7	2
	0	10+	10+	1+	0	0	0	0	1-	7+	0	3+
SHERIFF	0	12	12	0	0	0	0	0	0	8	4	0
CHANGE	0	7	7	0	0	0	0	0	1	0	6	0
	0	5+	5+	0	0	0	0	0	1-	8+	2-	0
STATE POLICE	2	7	9	1	0	0	0	0	0	0	3	5
CHANGE	2	2	4	0	0	0	0	0	0	1	1	2
	0	5+	5+	1+	0	0	0	0	0	1-	2+	3+
MUNICIPAL	2	13	15	0	0	0	0	0	0	2	13	0
CHANGE	3	25	28	0	0	0	0	0	0	3	24	1
	1-	12-	13-	0	0	0	0	0	0	1-	11-	1-
GRAFTON PD	3	13	15	0	0	0	0	0	0	2	13	0
CHANGE	3	25	28	0	0	0	0	0	0	3	24	1
	1-	12-	13-	0	0	0	0	0	0	1-	11-	1-

\*\*\*\*\*  
TUCKER CTY TOTAL 10 13 23 1 0 0 0 0 0 3 6 11 1  
CHANGE 9+ 23 24 0 0 0 0 0 0 4 9 11 0  
\*\*\*\*\*  
CHANGE 1- 10- 1- 1+ 0 0 0 0 1- 3- 0 1+  
\*\*\*\*\*

PART I ARRESTS

# PART I ARRESTS

		PART I ARRESTS BY CHARGE AND AGENCY TYPE											
		JUVENILE	ADULTS	GRAND TOTAL	MURDER	CRIMINAL	HOMICIDE	FORCIBLE	ROBBERY	AGGRAV ASSAULT	BURGLARY	LARCENY	AUTO THEFT
RURAL	93	0	7	7	0	1	0	0	0	0	1	2	0
	92	0	14	14	0	0	0	0	0	4	6	4	0
	CHANGE	0	7-	7-	0	1+	0	1+	0	2-	5-	2-	0
SHERIFF	93	0	3	3	0	1	0	0	0	1	0	1	0
	92	0	8	8	0	0	0	0	0	1	6	1	0
	CHANGE	0	5-	5-	0	1+	0	0	0	0	6-	0	0
STATE POLICE	93	0	4	4	0	0	0	1	0	1	1	1	0
	92	0	6	6	0	0	0	0	0	3	0	3	0
	CHANGE	0	2-	2-	0	0	1+	0	0	2-	1+	2-	0
MUNICIPAL	93	10	6	16	0	0	0	0	0	1	5	9	1
	92	1	9	10	0	0	0	0	0	0	3	7	0
	CHANGE	9+	3-	6+	0	0	0	0	0	1+	2+	2+	1+
PARSONS PD	93	10	6	16	0	0	0	0	0	1	5	9	1
	92	1	9	10	0	0	0	0	0	0	3	7	0
	CHANGE	9+	3-	6+	0	0	0	0	0	1+	2+	2+	1+
TYLER CTY	93	20	45	65	0	0	0	1	0	6	24	30	4
	92	10	44	54	0	2	0	3	0	10	22	8	0
	CHANGE	10+	1+	11+	0	2-	0	2-	0	4-	15+	8+	4-
RURAL	93	9	23	32	0	0	0	1	0	2	12	16	1
	92	6	23	29	2	2-	0	2	0	4	6	8	7
	CHANGE	3+	0	3+	0	0	0	1-	0	2-	6+	8+	6-
SHERIFF	93	9	23	32	0	0	0	1	0	2	12	16	1
	92	6	23	29	2	2-	0	2	0	4	6	8	7
	CHANGE	3+	0	3+	0	0	0	1-	0	2-	6+	8+	6-
STATE POLICE	93	0	0	0	0	0	0	0	0	0	0	0	0
	92	0	0	0	0	0	0	0	0	0	0	0	0
	CHANGE	0	0	0	0	0	0	0	0	0	0	0	0
MUNICIPAL	93	11	22	33	0	0	0	0	0	4	12	14	3
	92	4	21	25	0	0	0	1	0	6	3	14	1
	CHANGE	7+	1+	8+	0	0	0	1-	0	2-	9+	0	2+
PADEN CITY PD	93	2	5	7	0	0	0	0	0	0	2	4	1
	92	0	1	1	0	0	0	0	0	0	0	0	0
	CHANGE	2+	4+	6+	0	0	0	0	0	0	2+	3+	1+
SISTERSVILLE PD	93	7	2	9	0	0	0	0	0	0	6	2	1
	92	3	4	7	0	0	0	0	0	2	2	2	1
	CHANGE	4+	2-	2+	0	0	0	0	0	2-	4+	0	0
MIDDLEBOURNE PD	93	2	15	17	0	0	0	0	0	4	4	8	1
	92	1	16	17	0	0	0	1	0	4	1	11	0
	CHANGE	1+	1-	0	0	0	0	1-	0	0	3+	3-	1+

PART I ARRESTS BY CHARGE AND AGENCY TYPE														
	TOTAL	ADULTS		GRAND TOTAL		CRIMINAL TYPE		HOMICIDE TYPE		AGENCY TYPE				
		JUVENILE	ADULTS	GRAND	TOTAL	MURDER	NEG MANSL	RAPE	FORCIBLE	ROBBERY	AGGRAV ASSAULT	BURGLARY	LARCENY	AUTO THEFT
UPSHUR CITY	TOTAL	31	104	135	0	0	0	0	0	0	20	23	87	5
	CHANGE	42	103	145	0	0	1	1	0	1	21	14	100	8
	CHANGE	11-	1+	10-	0	0	1-	1-	0	1-	1-	9+	13-	3-
RURAL	TOTAL	18	54	72	0	0	0	0	0	0	16	8	44	4
	CHANGE	21	66	87	0	0	1	1	0	1	18	2+	53	8
	CHANGE	3-	12-	15-	0	0	1-	1-	0	2-	9-	2+	9-	4-
SHERIFF	TOTAL	2	17	19	0	0	0	0	0	0	0	0	19	0
	CHANGE	1	26	27	0	0	0	0	0	1	2	2	22	2
	CHANGE	1+	9-	8-	0	0	0	0	0	1-	2-	2-	3-	2-
STATE POLICE	TOTAL	16	37	53	0	0	0	0	0	0	16	8	25	4
	CHANGE	20	40	60	0	0	1	1	0	17	4	4	31	6
	CHANGE	4-	3-	7-	0	0	1-	1-	0	1-	4+	4+	6-	2-
MUNICIPAL	TOTAL	13	50	63	0	0	0	0	0	6	15	15	43	1
	CHANGE	21	37	58	0	0	0	0	0	3	8	8	47	0
	CHANGE	8-	13+	5+	0	0	0	0	0	1+	7+	7+	4-	1+
BUCKHANON PD	TOTAL	13	50	63	0	0	0	0	0	6	15	15	43	1
	CHANGE	21	37	58	0	0	0	0	0	3	8	8	47	0
	CHANGE	8-	13+	5+	0	0	0	0	0	1+	7+	7+	4-	1+
HAYNE CITY	TOTAL	24	109	133	6	3	1	3	1	26	37	50	7	
	CHANGE	43	165	208	6	1	3	3	27	61	95	12		
	CHANGE	19-	56-	75-	0	2+	2-	0	1-	24-	45-	5-		
RURAL	TOTAL	22	75	97	6	3	1	3	1	21	36	22	5	
	CHANGE	33	131	164	5	1+	3	1	26	58	60	10		
	CHANGE	11-	56-	67-	1+	2+	2-	2+	5-	22-	38-	5-		
SHERIFF	TOTAL	1	33	34	5	3	0	1	12	5	8	0		
	CHANGE	11	48	59	0	0	0	1	12	20	24	2		
	CHANGE	10-	15-	25-	5+	3+	0	0	12	15-	16-	2-		
STATE POLICE	TOTAL	21	42	63	1	0	1	2	9	31	14	5		
	CHANGE	22	83	105	5	1	3	0	14	38	36	8		
	CHANGE	1-	41-	42-	4-	1-	2-	5-	7-	22-	22-	3-		
MUNICIPAL	TOTAL	2	34	36	0	0	0	0	5	1	28	2		
	CHANGE	10	34	44	1	0	0	2	1	3	35	2		
	CHANGE	8-	0	8-	1-	0	0	2-	4+	2-	7-	0		
CEREDO PD	TOTAL	1	25	26	0	0	0	0	0	0	0	0		
	CHANGE	1	22	23	0	0	0	0	0	0	0	0		
	CHANGE	0	3+	3+	0	0	0	0	0	0	0	0		

**PART I ARRESTS**

# PART I ARRESTS

		PART I ARRESTS BY CHARGE AND AGENCY TYPE																			
		JUVENILE		ADULTS		GRAND TOTAL		CRIMINAL MURDER		HOMICIDE NEG		FORCIBLE RAPE		ROBBERY		AGGRAV ASSAULT		BURGLARY LARCENY		AUTO THEFT	
KENOVA PD	93	1	3	4	0	0	0	0	0	0	0	0	0	0	0	1	1	2	0	0	0
	92	9	8	17	1	0	0	0	0	0	0	0	0	2	0	1	1	11	2	11	2
	CHANGE	8-	5-	13-	1-	0	0	0	0	0	0	0	0	2-	0	0	0	9-	0	9-	2-
WAYNE PD	93	0	0	0	0	0	0	0	0	0	0	0	0	0	0	0	0	0	0	0	0
	92	0	2	2	0	0	0	0	0	0	0	0	0	0	0	0	0	0	0	0	0
	CHANGE	0	2-	2-	0	0	0	0	0	0	0	0	0	0	0	0	0	0	0	0	0
FORT GAY PD	93	0	6	6	0	0	0	0	0	0	0	0	0	0	0	4	0	0	0	0	2
	92	0	2	2	0	0	0	0	0	0	0	0	0	0	0	1	0	0	0	0	1
	CHANGE	0	4+	4+	0	0	0	0	0	0	0	0	0	0	0	3+	0	0	0	0	1-
*****																					
WEBSTER CTY	93	3	6	9	2	0	0	0	0	0	0	0	0	2	2	2	3	0	0	0	0
	92	16	8	24	0	0	0	0	0	0	0	0	0	2	0	15	2	3	3	3	3
	CHANGE	13-	2-	15-	2+	0	0	0	0	0	0	0	0	0	0	2+	12-	3-	3-	3-	3-
*****																					
RURAL	93	3	6	9	2	0	0	0	0	0	0	0	0	2	2	2	3	0	0	0	0
	92	16	8	24	0	0	0	0	0	0	0	0	0	2	0	15	2	3	3	3	3
	CHANGE	13-	2-	15-	2+	0	0	0	0	0	0	0	0	0	0	2+	12-	3-	3-	3-	3-
SHERIFF	93	3	4	7	0	0	0	0	0	0	0	0	0	2	2	2	3	0	0	0	0
	92	6	4	10	0	0	0	0	0	0	0	0	0	2	0	4	1	1	2	2	2
	CHANGE	3-	0	3-	0	0	0	0	0	0	0	0	0	0	0	2+	1-	1-	2-	2-	2-
STATE POLICE	93	0	2	2	2	0	0	0	0	0	0	0	0	0	0	0	0	0	0	0	0
	92	10	4	14	0	0	0	0	0	0	0	0	0	0	0	11	2	2	2	2	1
	CHANGE	10-	2-	12-	2+	0	0	0	0	0	0	0	0	0	0	11-	2-	2-	2-	2-	1-
*****																					
WEITZEL CTY	93	18	34	52	0	0	0	0	0	0	0	0	0	0	2	8	39	3	3	3	3
	92	24	57	81	1	4	4	4	4	4	4	4	4	1	3	24	43	5	5	5	5
	CHANGE	6-	23-	29-	1-	0	0	0	0	0	0	0	0	1-	1-	16-	4-	2-	2-	2-	2-
*****																					
RURAL	93	0	7	7	0	0	0	0	0	0	0	0	0	0	0	0	0	3	2	2	2
	92	6	13	19	0	0	0	0	0	0	0	0	0	1	2	8	2	2	2	2	0
	CHANGE	6-	6-	12-	0	0	0	0	0	0	0	0	0	1-	0	8-	1+	0	0	0	0
SHERIFF	93	0	4	4	0	0	0	0	0	0	0	0	0	0	1	0	2	2	1	1	1
	92	5	5	10	0	0	0	0	0	0	0	0	0	0	2	5	2	2	2	2	0
	CHANGE	5-	1-	6-	0	0	0	0	0	0	0	0	0	0	1-	5-	0	0	0	0	1+
STATE POLICE	93	0	3	3	0	0	0	0	0	0	0	0	0	0	1	0	1	1	1	1	1
	92	1	8	9	0	0	0	0	0	0	0	0	0	0	0	3	0	0	0	0	2
	CHANGE	1-	5-	6-	0	0	0	0	0	0	0	0	0	1-	1+	3-	1+	1+	1+	1+	1-
MUNICIPAL	93	18	27	45	0	0	0	0	0	0	0	0	0	0	0	8	36	1	1	1	1
	92	18	44	62	1	0	0	0	0	0	0	0	0	0	1	16	41	3	3	3	3
	CHANGE	0	17-	17-	1-	0	0	0	0	0	0	0	0	0	1-	8-	5-	5-	5-	5-	2-



PART I ARRESTS BY CHARGE AND AGENCY TYPE

		JUVENILE	ADULTS	GRAND TOTAL	CRIMINAL MURDER	HOMICIDE	NEG MANSL	FORCIBLE RAPE	ROBBERY	AGGRAV ASSAULT	BURGLARY	LARCENY	AUTO THEFT
NEW MARTINSVILLE PD	93	18	27	45	0	0	0	0	0	0	8	36	1
	92	18	44	62	1	0	0	0	0	1	16	41	3
	CHANGE	0	17-	17-	1-	0	0	0	0	1-	8-	5-	2-
WIRT CTY	93	6	23	29	0	0	0	0	0	4	22	3	0
	92	3	34	37	0	0	0	0	0	0	13	22	2
	CHANGE	3+	11-	8-	0	0	0	0	0	4+	9+	19-	2-
RURAL	93	6	23	29	0	0	0	0	0	4	22	3	0
	92	3	34	37	0	0	0	0	0	0	13	22	2
	CHANGE	3+	11-	8-	0	0	0	0	0	4+	9+	19-	2-
SHERIFF	93	2	6	8	0	0	0	0	0	0	7	1	0
	92	1	1	2	0	0	0	0	0	0	1	0	1
	CHANGE	1+	5+	6+	0	0	0	0	0	0	6+	1+	1-
STATE POLICE	93	4	17	21	0	0	0	0	0	4	15	2	0
	92	2	33	35	0	0	0	0	0	0	12	22	1
	CHANGE	2+	16-	14-	0	0	0	0	0	4+	3+	20-	1-
MOOD CTY	93	347	390	737	0	7	12	12	12	40	101	556	21
	92	264	551	815	6	12	10	10	44	67	652	24	24
	CHANGE	83+	161-	78-	6-	5-	2+	4-	4-	34+	96-	3-	3-
RURAL	93	31	45	76	0	0	1	5	12	15	37	6	6
	92	4	57	61	2	0	1	1	12	11	29	5	5
	CHANGE	27+	12-	15+	2-	0	0	0	4+	0	4+	8+	1+
SHERIFF	93	23	37	60	0	0	0	5	10	12	32	1	1
	92	1	50	51	2	0	1	1	10	9	28	0	0
	CHANGE	22+	13-	9+	2-	0	1-	0	4+	0	3+	4+	1+
STATE POLICE	93	8	16	24	0	0	1	0	2	3	5	5	5
	92	3	7	10	0	0	0	0	2	2	1	1	5
	CHANGE	5+	1+	6+	0	0	1+	0	0	0	1+	4+	0
MUNICIPAL	93	316	345	661	0	0	6	7	28	86	519	15	15
	92	260	494	754	4	0	11	9	32	56	623	19	19
	CHANGE	56+	149-	93-	4-	0	5-	2-	4-	30+	104-	4-	4-
PARKERSBURG PD	93	242	254	496	0	0	6	7	27	82	359	15	15
	92	214	372	586	4	0	11	8	32	56	459	16	16
	CHANGE	28+	118-	90-	4-	0	5-	1-	5-	26+	100-	1-	1-
VIENNA PD	93	74	90	164	0	0	0	0	1	4	159	0	0
	92	44	118	162	0	0	0	1	0	0	161	0	0
	CHANGE	30+	28-	2+	0	0	0	0	1-	1+	4+	2-	0

PART I ARRESTS

# PART I ARRESTS

		PART I ARRESTS BY CHARGE AND AGENCY TYPE											
		JUVENILE	ADULTS	GRAND TOTAL	MURDER	CRIMINAL	HOMICIDE	FORCIBLE	ROBBERY	AGGRAV	BURGLARY	LARCENY	AUTO THEFT
					NEG	MANSL	RAPE		ASSAULT				
MILLIAMSTOWN PD	93	0	1	1	0	0	0	0	0	0	0	1	0
	92	2	4	6	0	0	0	0	0	0	0	3	3
	CHANGE	2-	3-	5-	0	0	0	0	0	0	0	2-	3-
*****													
MYOMING CITY TOTAL	93	27	78	105	2	0	1	1	2	10	37	43	2
	92	7	82	89	0	0	1	0	0	26	16	45	3
	CHANGE	20+	4-	16+	2+	0	0	0	2+	8-	21+	0	1-
*****													
RURAL	93	6	61	67	2	0	0	0	2	15	18	28	2
	92	2	58	60	0	0	1	1-	0	19	12	27	1
	CHANGE	4+	3+	7+	2+	0	0	0	2+	4-	6+	1+	1+
SHERIFF	93	0	47	47	2	0	0	0	2	13	9	19	2
	92	0	44	44	0	0	0	0	0	14	4	26	0
	CHANGE	0	3+	3+	2+	0	0	0	2+	1-	5+	7-	2+
STATE POLICE	93	6	14	20	0	0	0	0	0	2	9	9	0
	92	2	14	16	0	0	1	1-	0	5	8	1	1
	CHANGE	4+	0	4+	0	0	0	0	0	3-	1+	8+	1-
MUNICIPAL	93	21	17	38	0	0	1	1	0	3	19	15	0
	92	5	24	29	0	0	0	0	0	7	4	16	2
	CHANGE	16+	7-	9+	0	0	0	1+	0	4-	15+	1-	2-
MULLENS PD	93	16	3	19	0	0	0	0	0	0	19	0	0
	92	3	2	5	0	0	0	0	0	0	3	2	0
	CHANGE	13+	1+	14+	0	0	0	0	0	0	16+	2-	0
PINEVILLE PD	93	1	0	1	0	0	0	0	0	0	0	1	0
	92	0	1	1	0	0	0	0	0	0	1	0	0
	CHANGE	1+	1-	0	0	0	0	0	0	0	1-	1+	0
OCEANA PD	93	4	14	18	0	0	1	1	0	3	0	14	0
	92	2	21	23	0	0	0	0	0	7	0	14	2
	CHANGE	2+	7-	5-	0	0	0	1+	0	4-	0	0	2-

## **PART II ARRESTS BY CHARGE AND AGENCY TYPE**

**The report in this section details the number of persons arrested for Part II Offenses for the reporting periods of 1993 and 1992. Definitions for each of the Part II Offenses may be found in this book in the Table of contents under the category entitled "Classification of Offenses."**

# PART I I ARRESTS

		PART II ARRESTS BY CHARGE AND AGENCY TYPE				ARSON	FORGERY	FRAUD	EMBEZZLE	STOLEN PROPERTY	VANDAL	ILLEGAL WEAPONS	
		JUVENILE	ADULTS	GRAND TOTAL	OTHER ASSAULTS								
*****													
<b>WEST VIRGINIA</b>	<b>TOTAL</b>	93	4350	46341	50691	6061	132	512	4897	91	454	1277	1402
	92	4056	48862	52918	7249	1188-	141	441	5870	106	534	1590	1430
	CHANGE	294+	2521-	2227-	1188-	9-	9-	71+	973-	15-	80-	313-	28-
*****													
	<b>RURAL</b>	93	1220	21467	22687	3414	55	324	4151	57	228	611	748
	92	1241	24019	25260	4697	1188-	70	217	4783	76	269	935	845
	CHANGE	21-	2552-	2573-	1283-	15-	15-	107+	632-	19-	41-	324-	97-
	<b>SHERIFF'S</b>	93	940	14794	15734	2498	34	207	3885	42	124	385	546
	92	960	17798	18758	4007	1188-	47	116	4436	55	124	749	714
	CHANGE	20-	3004-	3024-	1509-	13-	13-	91+	551-	13-	0	364-	168-
	<b>STATE POLICE</b>	93	280	6671	6951	916	21	117	266	15	104	226	200
	92	281	6220	6501	6501	690	23	101	347	21	145	186	130
	CHANGE	1-	451+	450+	226+	2-	2-	16+	81-	6-	41-	40+	70+
	<b>MUNICIPAL</b>	93	3130	24874	28004	2647	77	188	746	34	226	666	654
	92	2815	24843	27658	2552	1188-	71	224	1087	30	265	655	585
	CHANGE	315+	31+	346+	95+	6+	6+	36-	341-	4+	39-	11+	69+
*****													
<b>BARBOUR CTY</b>	<b>TOTAL</b>	93	17	304	325	33	0	1	90	2	4	2	2
	92	3	363	366	14	0	0	0	107	1	5	12	7
	CHANGE	14+	57-	43-	19+	0	0	1+	17-	1+	1-	10-	7-
*****													
	<b>RURAL</b>	93	7	174	181	23	0	1	90	2	4	2	1
	92	0	222	222	12	0	0	0	107	0	5	12	7
	CHANGE	7+	48-	41-	11+	0	0	1+	17-	2+	1-	10-	6-
	<b>SHERIFF</b>	93	0	139	139	17	0	0	83	1	0	0	1
	92	0	199	199	12	0	0	0	106	0	5	12	7
	CHANGE	0	60-	60-	5+	0	0	0	23-	1+	5-	12-	6-
	<b>STATE POLICE</b>	93	7	35	42	6	0	1	7	1	4	2	0
	92	0	23	23	0	0	0	0	1	0	0	0	0
	CHANGE	7+	12+	19+	6+	0	0	1+	6+	1+	4+	2+	0
	<b>MUNICIPAL</b>	93	10	132	142	10	0	0	0	0	0	0	1
	92	3	141	144	2	0	0	0	0	1	0	0	2
	CHANGE	7+	9-	2-	8+	0	0	0	0	1-	0	0	1-
	<b>BELINGTON PD</b>	93	0	10	10	2	0	0	0	0	0	0	0
	92	2	26	28	1	0	0	0	0	0	0	0	0
	CHANGE	2-	16-	18-	1+	0	0	0	0	0	0	0	0
	<b>PHILIPPI PD</b>	93	10	122	132	8	0	0	0	0	0	0	1
	92	1	115	116	1	0	0	0	0	1	0	0	2
	CHANGE	9+	7+	16+	7+	0	0	0	0	1-	0	0	1-
*****													
<b>BERKELEY CTY</b>	<b>TOTAL</b>	93	524	2399	2923	349	12	10	110	2	16	24	70
	92	577	2146	2723	300	0	1	3	170	11	27	12	51
	CHANGE	53-	253+	200+	49+	11+	11+	7+	60-	9-	11-	12+	19+
*****													
	<b>RURAL</b>	93	34	736	770	120	1	6	52	1	10	24	14
	92	35	539	574	71	0	1	61	4	13	12	13	13
	CHANGE	1-	197+	196+	49+	1+	1+	5+	9-	3-	3-	12+	1+
	<b>SHERIFF</b>	93	25	288	313	60	1	4	42	1	5	18	6
	92	33	304	337	50	0	1	60	4	0	8	10	9
	CHANGE	8-	16-	24-	6+	1+	1+	3+	18-	3-	3-	8+	3-
	<b>STATE POLICE</b>	93	9	448	457	60	0	2	10	0	5	6	8
	92	2	235	237	17	0	0	1	0	0	5	2	4
	CHANGE	7+	213+	220+	43+	0	0	9+	0	0	4+	4+	4+
	<b>MUNICIPAL</b>	93	490	1663	2153	229	11	4	58	1	6	0	56
	92	542	1607	2149	229	0	1	2	109	7	14	0	38
	CHANGE	52-	56+	4+	0	10+	10+	2+	51-	6-	8-	0	18+
	<b>MARTINSBURG PD</b>	93	490	1663	2153	229	11	4	58	1	6	0	56
	92	542	1607	2149	229	0	1	2	109	7	14	0	38
	CHANGE	52-	56+	4+	0	10+	10+	2+	51-	6-	8-	0	18+
*****													
<b>BOONE CTY</b>	<b>TOTAL</b>	93	8	322	330	38	1	6	103	0	4	22	13
	92	4	453	457	67	0	1	118	0	6	43	25	25
	CHANGE	4+	131-	127-	29-	1+	1+	5+	15-	0	2-	21-	12-
*****													
	<b>RURAL</b>	93	2	305	307	36	1	6	103	0	4	20	13
	92	2	439	441	67	0	1	118	0	6	41	24	24
	CHANGE	0	134-	134-	31-	1+	1+	5+	15-	0	2-	21-	11-
	<b>SHERIFF</b>	93	2	255	257	30	1	5	103	0	3	20	13
	92	1	377	378	58	0	0	115	0	2	39	24	24
	CHANGE	1+	122-	121-	28-	1+	1+	5+	12-	0	1+	19-	11-
	<b>STATE POLICE</b>	93	0	50	50	6	0	1	0	0	1	0	0
	92	1	62	63	9	0	0	1	3	0	4	2	0
	CHANGE	1-	12-	13-	3-	0	0	0	3-	0	3-	2-	0
	<b>MUNICIPAL</b>	93	6	17	23	2	0	0	0	0	0	2	0
	92	2	14	16	0	0	0	0	0	0	0	1	1
	CHANGE	4+	3+	7+	2+	0	0	0	0	0	0	2	1-
	<b>MADISON PD</b>	93	0	4	4	0	0	0	0	0	0	0	0
	92	0	0	0	0	0	0	0	0	0	0	0	0
	CHANGE	0	4+	4+	0	0	0	0	0	0	0	0	0

# PART II ARRESTS

	COML VICE	SEX OFFENSES	MARCOTIC AND DRUG	PART II GAMBLING	ARRESTS FAMILY OFFENSES	BY CHARGE DRIVING UND INFL	AND LIQUOR LANS	AGENCY DRUNK-ENNESS	TYPE DISORD CONDUCT	VAGRANCY	OTHER OFFENSES	SUSPICION	CURFEN LOITER	RUN-ANAYS
MVAAL	129 69 60+	296 353 57-	2216 1991 225+	54 36 18+	189 224 35-	9090 9182 92-	1093 891 204+	10118 10162 44-	1969 2175 206-	31 22 9+	9378 9306 72+	0 2 2-	482 391 91+	818 753 65+
MVARU	6 3 3+	184 224 40-	962 847 115+	12 6 6+	130 165 35-	4454 4480 26-	83 53 30+	1888 1958 70-	155 111 44+	10 6 4+	4784 5093 309-	0 2 2-	13 15 2-	418 405 13+
MVASO	5 2 3+	90 158 68-	456 486 30-	2 2 0	94 128 34-	2302 2240 62+	47 34 13+	996 1073 77-	112 75 37+	6 5 1+	3563 3967 404-	0 2 2-	12 9 3+	328 329 1-
MWASP	1 1 0	94 66 28+	506 361 145+	10 4 6+	36 37 1-	2152 2240 88-	36 19 17+	892 885 7+	43 36 7+	4 1 3+	1221 1126 95+	0 0 0	1 6 5-	90 76 14+
MVAZZ	123 66 57+	112 129 17-	1254 1144 110+	42 30 12+	59 59 0	4636 4702 66-	1012 838 174+	8230 8204 26+	1814 2064 250-	21 16 5+	4594 4213 381+	0 0 0	469 376 93+	400 348 52+
001AL	0 0 0	0 2- 2-	0 2- 2-	0 0 0	4 3 1+	64 70 6-	11 14 3-	50 68 18-	17 22 5-	0 0 0	39 37 2+	0 0 0	1 0 1+	3 0 3+
001RU	0 0 0	0 2 2-	0 2 2-	0 0 0	3 3 0	37 46 9-	0 1 1-	4 7 3-	1 2 1-	0 0 0	10 16 6-	0 0 0	0 0 0	3 0 3+
00150	0 0 0	0 1 1-	0 1 1-	0 0 0	2 2 0	26 30 4-	0 1 1-	4 5 1-	1 2 1-	0 0 0	4 15 11-	0 0 0	0 0 0	0 0 0
0015P	0 0 0	0 1 1-	0 1 1-	0 0 0	1 1 0	11 14 5-	0 0 0	0 2 2-	0 0 0	0 0 0	6 5+ 0	0 0 0	0 0 0	3 0 3+
0012Z	0 0 0	0 0 0	0 0 0	0 0 0	1 0 1+	27 24 3+	11 13 2-	46 61 15-	16 20 4-	0 0 0	29 21 8+	0 0 0	1 0 1+	0 0 0
00101	0 0 0	0 0 0	0 0 0	0 0 0	0 0 0	4 5 1-	1 0 1+	3 19 16-	0 1 1-	0 0 0	0 2 2-	0 0 0	0 0 0	0 0 0
00102	0 0 0	0 0 0	0 0 0	0 0 0	1 0 1+	23 19 4+	10 13 3-	43 42 1+	16 19 3-	0 0 0	29 19 10+	0 0 0	1 0 1+	0 0 0
002AL	0 0 0	18 13 5+	54 77 23-	0 0 0	2 4 2-	428 379 49+	129 80 49+	378 295 83+	105 161 56-	0 0 0	1030 929 101+	0 0 0	107 140 33-	79 70 9+
002RU	0 0 0	11 7 4+	15 26 11-	0 0 0	1 1 0	275 209 66+	8 5 3+	56 41 5-	2 3 1-	0 0 0	193 103 90+	0 0 0	0 0 0	1 4 3-
00250	0 0 0	9 4 5+	4 26 22-	0 0 0	1 1 0	42 38 4+	1 5 4-	14 24 10-	0 1 1-	0 0 0	104 88 16+	0 0 0	0 0 0	1 4 3-
0025P	0 0 0	2 3 1-	11 11 11+	0 0 0	0 0 0	233 171 62+	7 0 7+	22 17 5+	2 2 0	0 0 0	89 15 74+	0 0 0	0 0 0	0 0 0
0022Z	0 0 0	7 6 1+	39 51 12-	0 0 0	1 3 2-	153 170 17-	121 75 46+	342 254 88+	103 158 55-	0 0 0	837 826 11+	0 0 0	107 140 33-	78 66 12+
00201	0 0 0	7 6 1+	39 51 12-	0 0 0	1 3 2-	153 170 17-	121 75 46+	342 254 88+	103 158 55-	0 0 0	837 826 11+	0 0 0	107 140 33-	78 66 12+
003AL	0 0 0	3 2 1+	27 20 7+	0 0 0	4 13 9-	55 84 29-	11 3 8+	17 26 9-	8 4 4+	0 0 0	16 44 28-	0 0 0	0 1 1-	2 0 2+
003RU	0 0 0	3 2 1+	26 20 6+	0 0 0	3 13 10-	51 83 32-	9 3 6+	14 18 4-	0 0 0	0 0 0	16 44 28-	0 0 0	0 1 1-	2 0 2+
00350	0 0 0	1 1 0	5 14 9-	0 0 0	3 10 7-	40 60 20-	9 3 6+	11 16 5-	0 0 0	0 0 0	11 36 25-	0 0 0	0 0 0	2 0 2+
0035P	0 0 0	2 1 1+	21 6 15+	0 0 0	0 3 3-	11 23 12-	0 2 0	3 2 1+	0 0 0	0 0 0	5 8 3-	0 0 0	0 1 1-	0 0 0
003ZZ	0 0 0	0 0 0	1 0 1+	0 0 0	1 0 1+	4 1 3+	2 0 2+	3 8 5-	8 4 4+	0 0 0	0 0 0	0 0 0	0 0 0	0 0 0
00301	0 0 0	0 0 0	1 0 1+	0 0 0	0 0 0	0 0 0	2 0 2+	1 0 1+	0 0 0	0 0 0	0 0 0	0 0 0	0 0 0	0 0 0

# PART II ARRESTS

		PART II ARRESTS BY CHARGE AND AGENCY TYPE				ARSON	FORGERY	FRAUD	EMBEZZLE	STOLEN PROPERTY	VANDAL	ILLEGAL WEAPONS
		JUVENILE	ADULTS	GRAND TOTAL	OTHER ASSAULTS							
WHITESVILLE PD	93	6	13	19	2	0	0	0	0	0	2	0
	92	2	12	14	0	0	0	0	0	0	2	1
	CHANGE	4+	1+	5+	2+	0	0	0	0	0	0	1-
DANVILLE PD	93	0	0	0	0	0	0	0	0	0	0	0
	92	0	2	2	0	0	0	0	0	0	0	0
	CHANGE	0	2-	2-	0	0	0	0	0	0	0	0
*****												
BRAXTON CTY	TOTAL	93	25	291	316	50	2	39	1	8	7	14
	92	16	187	203	13	0	1	17	2	7	3	17
	CHANGE	9+	104+	113+	37+	2+	2+	22+	1-	1+	4+	3-
*****												
	RURAL	93	13	240	253	49	2	3	39	1	8	14
	92	5	164	171	13	0	1	15	2	6	3	17
	CHANGE	8+	74+	82+	36+	2+	2+	24+	1-	2+	1+	3-
	SHERIFF	93	3	96	99	19	0	2	34	1	0	9
	92	1	88	89	11	0	1	15	2	2	2	15
	CHANGE	2+	8+	10+	8+	0	1+	19+	1-	1-	2-	6-
	STATE POLICE	93	10	144	154	30	2	1	5	0	4	5
	92	4	78	82	2	0	0	0	4	2	2	2
	CHANGE	6+	66+	72+	28+	2+	1+	5+	0	3+	3+	3+
	MUNICIPAL	93	12	51	63	1	0	0	0	0	3	0
	92	11	21	32	0	0	0	0	1	0	0	0
	CHANGE	1+	30+	31+	1+	0	0	2-	0	1-	3+	0
SUTTON PD	93	12	51	63	1	0	0	0	0	0	3	0
	92	11	21	32	0	0	0	0	1	0	0	0
	CHANGE	1+	30+	31+	1+	0	0	2-	0	1-	3+	0
*****												
BROOKE CTY	TOTAL	93	56	380	436	37	0	5	20	0	5	4
	92	39	380	419	85	3	2	1	0	0	6	5
	CHANGE	17+	0	17+	48-	3-	3+	19+	0	5+	5+	1-
*****												
	RURAL	93	26	285	311	25	0	1	20	0	0	0
	92	5	321	326	73	2	2	1	0	0	0	2
	CHANGE	21+	36-	15-	48-	2-	1-	19+	0	1+	0	2-
	SHERIFF	93	26	279	305	25	0	1	20	0	0	0
	92	5	306	311	73	2	2	1	0	0	0	2
	CHANGE	21+	27-	4-	48-	2-	1-	19+	0	1+	0	2-
	STATE POLICE	93	0	6	6	0	0	0	0	0	0	0
	92	0	15	15	0	0	0	0	0	0	0	0
	CHANGE	0	9-	9-	0	0	0	0	0	0	0	0
	MUNICIPAL	93	30	95	125	12	0	4	0	4	11	4
	92	34	59	93	12	1	0	0	0	4	6	3
	CHANGE	4-	36+	32+	0	1-	4+	0	0	4+	5+	1+
FOLLANSBEE PD	93	21	42	63	10	0	1	0	0	1	10	4
	92	14	21	35	6	0	0	0	0	0	6	1
	CHANGE	7+	21+	28+	4+	0	1+	0	0	1+	4+	3+
MELLSBURG PD	93	9	53	62	2	0	3	0	0	3	1	0
	92	20	38	58	6	1	0	0	0	0	0	2
	CHANGE	11-	15+	4+	4-	1-	3+	0	0	3+	1+	2-
*****												
CABELL CTY	TOTAL	93	336	5316	5652	399	6	69	315	21	67	100
	92	316	5279	5595	677	6	46	467	11	58	156	96
	CHANGE	20+	37+	57+	278-	0	23+	152-	10+	9+	65-	4+
*****												
	RURAL	93	55	1218	1273	137	1	35	252	13	34	19
	92	41	1579	1640	294	4	31	362	6	21	60	30
	CHANGE	6-	361-	367-	157-	3-	4+	110-	7+	13+	50-	11-
	SHERIFF	93	46	1044	1090	117	1	33	252	13	32	16
	92	48	1327	1375	283	2	29	361	5	12	60	25
	CHANGE	2-	283-	285-	166-	1-	4+	109-	8+	20+	50-	9-
	STATE POLICE	93	9	174	183	20	0	2	0	2	0	3
	92	13	252	265	11	2	2	1	1	9	0	2-
	CHANGE	4-	78-	82-	9+	2-	0	1-	1-	7-	0	2-
	MUNICIPAL	93	281	4098	4379	262	5	34	63	8	33	81
	92	255	3700	3955	383	2	15	105	5	37	96	66
	CHANGE	26+	398+	424+	121-	3+	19+	42-	3+	4-	15-	15+
BARBOURSVILLE PD	93	24	93	117	6	0	12	0	1	3	0	1
	92	16	95	111	3	0	7	0	1	0	0	0
	CHANGE	8+	2-	6+	3+	0	5+	3-	0	2+	0	1+
HUNTINGTON PD	93	246	3865	4111	240	5	21	61	7	29	77	80
	92	227	3452	3679	365	1	8	97	4	34	96	66
	CHANGE	19+	413+	432+	125-	4+	13+	36-	3+	5-	19-	14+
MILTON PD	93	11	104	115	13	0	0	2	0	0	0	0
	92	9	94	103	11	1	0	5	0	0	0	0
	CHANGE	2+	10+	12+	2+	1-	0	3-	0	0	0	0
MU SECURITY POLICE	93	0	36	36	3	0	1	0	0	1	4	0
	92	3	59	62	4	0	0	0	0	2	0	0
	CHANGE	3-	23-	26-	1-	0	1+	0	0	1-	4+	0
*****												
CALHOUN CTY	TOTAL	93	0	145	145	22	0	1	7	0	4	11
	92	1	173	174	29	1	2	35	0	1	6	8
	CHANGE	1-	28-	29-	7-	1-	1-	28-	0	1-	2-	3+

# PART I ARRESTS

	COHL VICE	SEX OFFENSES	NARCOTIC AND DRUG	PART II GAMBLING	ARRESTS FAMILY OFFENSES	BY CHARGE DRIVING UND INFL	AND AGENCY LIQUOR LAWS	TYPE DRUNK-ENNESS	DISORD CONDUCT	VAGRANCY	OTHER OFFENSES	SUSPICION	CURFEW LOITER	RUN-AWAYS
00302	0	0	0	0	1	4	0	2	8	0	0	0	0	0
	0	0	0	0	1+	4+	0	7	4	0	0	0	0	0
	0	0	0	0	0	0	0	5-	4+	0	0	0	0	0
00305	0	0	0	0	0	0	0	0	0	0	0	0	0	0
	0	0	0	0	0	1-	0	1	0	0	0	0	0	0
	0	0	0	0	0	0	0	1-	0	0	0	0	0	0
004AL	0	2	14	0	0	52	0	24	2	0	90	0	0	7
	0	1	15	0	0	42	0	24	8	0	53	0	0	0
	0	1+	1-	0	1+	10+	0	0	6-	0	37+	0	0	7+
004RU	0	2	13	0	1	40	0	14	2	0	59	0	0	2
	0	1	15	0	0	35	0	14	8	0	41	0	0	0
	0	1+	2-	0	1+	5+	0	0	6-	0	18+	0	0	2+
004SO	0	0	5	0	0	2	0	3	1	0	21	0	0	1
	0	0	5	0	0	7	0	7	0	0	22	0	0	0
	0	0	0	0	0	5-	0	4-	1+	0	1-	0	0	1+
004SP	0	2	8	0	1	38	0	11	1	0	38	0	0	1
	0	1	10	0	0	28	0	7	8	0	19	0	0	0
	0	1+	2-	0	1+	10+	0	4+	7-	0	19+	0	0	1+
004ZZ	0	0	1	0	0	12	0	10	0	0	31	0	0	5
	0	0	0	0	0	7	0	10	0	0	12	0	0	0
	0	0	1+	0	0	5+	0	0	0	0	19+	0	0	5+
00402	0	0	1	0	0	12	0	10	0	0	31	0	0	5
	0	0	0	0	0	7	0	10	0	0	12	0	0	0
	0	0	1+	0	0	5+	0	0	0	0	19+	0	0	5+
005AL	0	2	18	0	0	166	6	48	13	0	88	0	11	2
	0	0	7	0	0	119	0	40	4	0	129	0	5	13
	0	2+	11+	0	0	47+	6+	8+	9+	0	41-	0	6+	11-
005RU	0	2	16	0	0	114	0	34	9	0	80	0	9	0
	0	0	7	0	0	89	0	32	4	0	112	0	1	1
	0	2+	9+	0	0	25+	0	2+	5+	0	32-	0	8+	1-
005SO	0	2	16	0	0	108	0	34	9	0	80	0	9	0
	0	0	7	0	0	75	0	32	4	0	111	0	1	1
	0	2+	9+	0	0	33+	0	2+	5+	0	31-	0	8+	1-
005SP	0	0	0	0	0	6	0	0	0	0	0	0	0	0
	0	0	0	0	0	14	0	0	0	0	1	0	0	0
	0	0	0	0	0	8-	0	0	0	0	1-	0	0	0
005ZZ	0	0	2	0	0	52	6	14	4	0	8	0	2	2
	0	0	0	0	0	30	0	8	0	0	17	0	4	12
	0	0	2+	0	0	22+	6+	6+	4+	0	9-	0	2-	10-
00501	0	0	1	0	0	13	4	11	1	0	5	0	2	0
	0	0	0	0	0	15	0	3	0	0	4	0	0	0
	0	0	1+	0	0	2-	4+	8+	1+	0	1+	0	2+	0
00502	0	0	1	0	0	39	2	3	3	0	3	0	0	2
	0	0	0	0	0	15	0	5	0	0	13	0	4	12
	0	0	1+	0	0	24+	2+	2-	3+	0	10-	0	4-	10-
006AL	68	25	279	21	11	781	189	1797	319	4	1047	0	2	41
	30	32	243	7	11	843	250	1386	265	5	957	0	0	49
	38+	7-	36+	14+	0	62-	61-	411+	54+	1-	90+	0	2+	8-
006RU	4	14	109	0	8	76	14	168	2	0	350	0	0	27
	10	10	114	0	8	155	0	131	4	2	380	0	0	28
	4+	4+	5-	0	0	79-	14+	37+	2-	2-	30-	0	0	1-
006SO	4	14	107	0	7	25	14	130	0	0	295	0	0	20
	0	9	102	0	6	26	0	93	2	2	336	0	0	22
	4+	5+	5+	0	1+	1-	14+	37+	2-	2-	41-	0	0	2-
006SP	0	0	2	0	1	51	0	38	2	0	55	0	0	7
	0	1	12	0	2	129	0	38	2	0	44	0	0	6
	0	1-	10-	0	1-	78-	0	0	0	0	11+	0	0	1+
006ZZ	64	11	170	21	3	705	175	1629	317	4	697	0	2	14
	30	22	129	7	3	688	250	1255	261	3	577	0	0	21
	34+	11-	41+	14+	0	17+	75-	374+	56+	1+	120+	0	2+	7-
00601	0	0	5	0	0	31	0	20	4	0	32	0	2	0
	0	1	2	0	1	40	0	19	0	0	30	0	0	3
	0	1-	3+	0	1-	9-	0	1+	4+	0	2+	0	2+	3-
00602	64	9	162	21	3	636	175	1563	310	3	631	0	0	14
	30	21	117	7	2	610	241	1190	261	0	511	0	0	18
	34+	12-	45+	14+	1+	26+	66-	373+	49+	3+	120+	0	0	4-
00603	0	2	1	0	0	36	0	32	2	1	26	0	0	0
	0	0	5	0	0	37	0	15	0	3	26	0	0	0
	0	2+	4-	0	0	1-	0	17+	2+	2-	0	0	0	0
00604	0	0	2	0	0	2	0	14	1	0	8	0	0	0
	0	0	5-	0	0	1	0	31	0	0	10	0	0	0
	0	0	0	0	0	1+	9-	17-	1+	0	2-	0	0	0
007AL	0	5	16	0	8	29	0	7	5	0	30	0	0	0
	0	5	2	0	1	37	0	12	0	0	35	0	0	0
	0	0	14+	0	7+	8-	0	5-	5+	0	5-	0	0	0

# PART I I ARRESTS

## PART II ARRESTS BY CHARGE AND AGENCY TYPE

		JUVENILE	ADULTS	GRAND TOTAL	OTHER ASSAULTS	ARSON	FORGERY	FRAUD	EMBEZZLE	STOLEN PROPERTY	VANDAL	ILLEGAL WEAPONS
*****												
RURAL	93	0	145	145	22	0	1	7	0	0	4	11
	92	1	173	174	29	1	2	35	0	1	6	8
	CHANGE	1-	28-	29-	7-	1-	1-	28-	0	1-	2-	3+
SHERIFF	93	0	93	93	13	0	0	7	0	0	4	10
	92	0	120	120	16	0	1	35	0	0	6	8
	CHANGE	0	27-	27-	3-	0	1-	28-	0	0	2-	2+
STATE POLICE	93	0	52	52	9	0	1	0	0	0	0	1
	92	1	53	54	13	1	1	0	0	1	0	0
	CHANGE	1-	1-	2-	4-	1-	0	0	0	1-	0	1+
MUNICIPAL	93	0	0	0	0	0	0	0	0	0	0	0
	92	0	0	0	0	0	0	0	0	0	0	0
	CHANGE	0	0	0	0	0	0	0	0	0	0	0
GRANTSVILLE PD	93	0	0	0	0	0	0	0	0	0	0	0
	92	0	0	0	0	0	0	0	0	0	0	0
	CHANGE	0	0	0	0	0	0	0	0	0	0	0
*****												
CLAY CTY	TOTAL	93	4	139	143	14	2	3	0	0	8	23
	92	4	233	237	50	1	4	9	0	4	9	22
	CHANGE	0	94-	94-	36-	1-	2-	6-	0	4-	1-	1+
*****												
RURAL	93	4	139	143	14	0	2	3	0	0	8	23
	92	4	233	237	50	1	4	9	0	4	9	22
	CHANGE	0	94-	94-	36-	1-	2-	6-	0	4-	1-	1+
SHERIFF	93	3	94	97	9	0	1	3	0	0	8	16
	92	1	166	167	49	0	1	9	0	1	6	16
	CHANGE	2+	72-	70-	40-	0	0	6-	0	1-	2+	0
STATE POLICE	93	1	45	46	5	0	1	0	0	0	0	7
	92	3	67	70	1	1	3	0	0	3	3	6
	CHANGE	2-	22-	24-	4+	1-	2-	0	0	3-	3-	1+
*****												
DODDRIDGE CTY	TOTAL	93	9	85	94	3	0	12	0	0	3	15
	92	10	126	136	11	0	0	20	0	0	3	13
	CHANGE	1-	41-	42-	8-	0	0	8-	0	0	0	2+
*****												
RURAL	93	9	85	94	3	0	0	12	0	0	3	15
	92	10	126	136	11	0	0	20	0	0	3	13
	CHANGE	1-	41-	42-	8-	0	0	8-	0	0	0	2+
SHERIFF	93	1	18	19	1	0	0	0	0	0	1	13
	92	3	18	13	1	0	0	0	0	0	1	12
	CHANGE	2-	8+	6+	0	0	0	0	0	0	1+	1+
STATE POLICE	93	8	67	75	2	0	0	12	0	0	2	2
	92	7	116	123	10	0	0	20	0	0	3	1
	CHANGE	1+	49-	48-	8-	0	0	8-	0	0	1-	1+
*****												
FAYETTE CTY	TOTAL	93	209	1394	1603	319	4	9	383	0	13	49
	92	264	1774	2038	491	7	12	458	6	17	92	46
	CHANGE	55-	380-	435-	172-	3-	3-	75-	6-	4-	43-	1-
*****												
RURAL	93	167	928	1095	246	1	8	383	0	13	43	34
	92	210	1251	1461	400	4	12	458	6	15	85	34
	CHANGE	43-	323-	366-	154-	3-	4-	75-	6-	2-	42-	0
SHERIFF	93	148	785	933	227	0	2	381	0	9	39	27
	92	184	1034	1218	382	4	5	455	4	7	66	30
	CHANGE	36-	249-	285-	155-	4-	3-	74-	4-	2+	27-	3-
STATE POLICE	93	19	143	162	19	1	6	2	0	4	4	7
	92	26	217	243	18	0	7	3	2	8	19	4
	CHANGE	7-	74-	81-	1+	1+	1-	1-	2-	4-	15-	3+
MUNICIPAL	93	42	466	508	73	3	1	0	0	0	6	12
	92	54	523	577	91	3	0	0	0	2	7	13
	CHANGE	12-	57-	69-	18-	0	1+	0	0	2-	1-	1-
ANSTED PD	93	1	7	8	2	0	0	0	0	0	0	0
	92	1	25	26	0	0	0	0	0	0	0	0
	CHANGE	0	18-	18-	2+	0	0	0	0	0	0	0
FAYETTEVILLE PD	93	0	39	39	1	0	0	0	0	0	0	0
	92	0	33	33	0	0	0	0	0	0	0	0
	CHANGE	0	6+	6+	1+	0	0	0	0	0	0	0
MONTGOMERY PD	93	9	66	75	19	0	0	0	0	0	0	5
	92	23	92	115	24	0	0	0	0	0	3	0
	CHANGE	14-	26-	40-	5-	0	0	0	0	0	3-	5+
MOUNT HOPE PD	93	13	100	113	8	0	0	0	0	0	0	1
	92	9	113	122	25	0	0	0	0	0	0	3
	CHANGE	4+	13-	9-	17-	0	0	0	0	0	0	2-
OAK HILL PD	93	19	164	183	16	0	1	0	0	0	4	4
	92	20	181	201	25	3	0	0	0	1	1	8
	CHANGE	1-	17-	18-	9-	3-	1+	0	0	1-	3+	4-
SMITHERS PD	93	0	83	83	26	0	0	0	0	0	1	2
	92	1	74	75	13	0	0	0	0	0	3	0
	CHANGE	1-	9+	8+	13+	0	0	0	0	0	2-	0
M VA TECH SECURITY	93	0	2	2	1	0	0	0	0	0	1	0
	92	0	5	5	4	0	0	0	0	1	0	0
	CHANGE	0	3-	3-	3-	0	0	0	0	1-	1+	0



# PART I I ARRESTS

	COML VICE	SEX OFFENSES	MARCOTIC AND DRUG	PART II GAMBLING	ARRESTS BY CHARGE FAMILY OFFENSES	DRIVING UND INFL	LIQUOR LAWS	DRUNK-ENRNESS	DISORD CONDUCT	VAGRANCY	OTHER OFFENSES	SUSPICION LOITER	CURFEW	RUN-AWAYS
007RU	0	5	16	0	8	29	0	7	5	0	30	0	0	0
	0	5	2	0	1	37	0	12	0	0	35	0	0	0
	0	0	14+	0	7+	8-	0	5-	5+	0	5-	0	0	0
007S0	0	2	3	0	5	13	0	5	5	0	26	0	0	0
	0	5	0	0	1	12	0	5	0	0	31	0	0	0
	0	3-	3+	0	4+	1+	0	0	5+	0	5-	0	0	0
007SP	0	3	13	0	3	16	0	2	0	0	4	0	0	0
	0	0	2	0	0	25	0	7	0	0	4	0	0	0
	0	3+	11+	0	3+	9-	0	5-	0	0	0	0	0	0
007ZZ	0	0	0	0	0	0	0	0	0	0	0	0	0	0
	0	0	0	0	0	0	0	0	0	0	0	0	0	0
	0	0	0	0	0	0	0	0	0	0	0	0	0	0
00701	0	0	0	0	0	0	0	0	0	0	0	0	0	0
	0	0	0	0	0	0	0	0	0	0	0	0	0	0
	0	0	0	0	0	0	0	0	0	0	0	0	0	0
008AL	0	2	7	0	0	47	0	4	8	0	24	0	0	1
	0	4	9	0	2	55	0	9	8	0	50	0	0	1
	0	2-	2-	0	2-	8-	0	5-	0	0	26-	0	0	0
008RU	0	2	7	0	0	47	0	4	8	0	24	0	0	1
	0	4	9	0	2	55	0	9	8	0	50	0	0	1
	0	2-	2-	0	2-	8-	0	5-	0	0	26-	0	0	0
008S0	0	1	2	0	0	34	0	0	8	0	15	0	0	0
	0	3-	4-	0	2	31	0	0	8	0	37	0	0	0
	0	2-	2-	0	2-	3+	0	0	0	0	22-	0	0	0
008SP	0	1	5	0	0	13	0	4	0	0	9	0	0	1
	0	1	5	0	0	24	0	9	0	0	13	0	0	1
	0	0	0	0	0	11-	0	5-	0	0	4-	0	0	0
009AL	0	0	0	0	0	5	0	7	0	0	41	0	0	8
	0	0	0	0	1	14	2	7	0	0	58	0	5	2
	0	0	0	0	1-	9-	2-	0	0	0	17-	0	5-	6+
009RU	0	0	0	0	0	5	0	7	0	0	41	0	0	8
	0	0	0	0	1-	14	2-	7	0	0	58	0	5	8
	0	0	0	0	0	9-	2-	0	0	0	17-	0	5-	6+
009S0	0	0	0	0	0	0	0	0	0	0	4	0	0	0
	0	0	0	0	0	0	0	0	0	0	0	0	0	0
	0	0	0	0	0	0	0	0	0	0	4+	0	0	0
009SP	0	0	0	0	0	5	0	7	0	0	37	0	0	8
	0	0	0	0	1-	14	2-	7	0	0	58	0	5	2
	0	0	0	0	1-	9-	2-	0	0	0	21-	0	5-	6+
010AL	0	3	34	0	6	320	1	149	55	0	151	0	11	50
	0	12	35	0	1	348	2	182	47	0	181	0	10	90
	0	9-	1-	0	5+	28-	1-	33-	8+	0	30-	0	1+	40-
010RU	0	3	20	0	6	144	1	49	2	0	92	0	3	47
	0	12	26	0	1	154	0	58	1	0	116	0	3+	79
	0	9-	6-	0	5+	10-	1+	9-	1+	0	24-	0	0	32-
010S0	0	3	5	0	6	88	0	37	2	0	59	0	3	45
	0	7	1	0	1	55	0	39	1	0	93	0	0	68
	0	4-	4+	0	5+	33+	0	2-	1+	0	34-	0	3+	23-
010SP	0	0	15	0	0	56	1	12	0	0	33	0	0	2
	0	5-	25	0	0	99	0	19	0	0	23	0	0	11
	0	0	10-	0	0	43-	1+	7-	0	0	10+	0	0	9-
010ZZ	0	0	14	0	0	176	0	100	53	0	59	0	8	3
	0	0	9	0	0	194	2	124	46	0	65	0	10	11
	0	0	5+	0	0	18-	2-	24-	7+	0	6-	0	2-	8-
01001	0	0	1	0	0	4	0	0	0	0	0	0	0	1
	0	0	0	0	0	26	0	0	0	0	0	0	0	0
	0	0	1+	0	0	22-	0	0	0	0	0	0	0	1+
01002	0	0	0	0	0	28	0	10	0	0	0	0	0	0
	0	0	0	0	0	27	0	5	0	0	1	0	0	0
	0	0	0	0	0	1+	0	5+	0	0	1-	0	0	0
01003	0	0	0	0	0	11	0	11	20	0	4	0	5	0
	0	0	0	0	0	21	2	25	23	0	6	0	6	5
	0	0	0	0	0	10-	2-	14-	3-	0	2-	0	1-	5-
01004	0	0	10	0	0	48	0	17	14	0	12	0	3	0
	0	0	7	0	0	25	0	29	9	0	22	0	0	2
	0	0	3+	0	0	23+	0	12-	5+	0	10-	0	3+	2-
01005	0	0	1	0	0	62	0	48	4	0	41	0	0	2
	0	0	0	0	0	61	0	50	9	0	36	0	0	4
	0	0	1+	0	0	1+	0	2-	5-	0	5+	0	4-	3-
01007	0	0	2	0	0	22	0	13	15	0	2	0	0	0
	0	0	0	0	0	34	0	15	5	0	0	0	0	0
	0	0	0	0	0	12-	0	2-	10+	0	2+	0	0	1-
01009	0	0	0	0	0	0	0	0	0	0	0	0	0	0
	0	0	0	0	0	0	0	0	0	0	0	0	0	0
	0	0	0	0	0	0	0	0	0	0	0	0	0	0

# PART I I ARRESTS

		PART II ARRESTS BY CHARGE AND AGENCY TYPE			ARSON	FORGERY	FRAUD	EMBEZZLE	STOLEN PROPERTY	VANDAL	ILLEGAL WEAPONS
		JUVENILE	ADULTS	GRAND TOTAL	OTHER ASSAULTS						
GAULEY BRIDGE PD	93	0	5	5	0	3	0	0	0	0	0
	92	0	0	0	0	0	0	0	0	0	0
	CHANGE	0	5+	5+	0	3+	0	0	0	0	0
*****											
GILMER CTY	TOTAL	93	0	215	22	1	13	0	0	3	19
	92	3	191	194	5	0	11	0	0	1	7
	CHANGE	3-	24+	21+	17+	1+	2+	0	0	2+	12+
*****											
	RURAL	93	0	57	8	1	13	0	0	0	11
	92	1	52	53	2	0	11	0	0	0	5
	CHANGE	1-	5+	4+	6+	1+	2+	0	0	0	6+
	SHERIFF	93	0	30	4	1	1	0	0	0	11
	92	1	12	13	1	0	0	0	0	0	5
	CHANGE	1-	18+	17+	3+	1+	0	0	0	0	6+
	STATE POLICE	93	0	27	4	0	12	0	0	0	0
	92	0	40	40	1	0	11	0	0	0	0
	CHANGE	0	13-	13-	3+	0	1+	0	0	0	0
	MUNICIPAL	93	0	158	14	1	0	0	0	3	8
	92	2	139	141	3	0	0	0	0	1	2
	CHANGE	2-	19+	17+	11+	0	1+	0	0	2+	6+
GLENVILLE PD	93	0	151	151	14	0	1	0	0	3	8
	92	2	127	129	3	0	0	0	0	1	2
	CHANGE	2-	24+	22+	11+	0	1+	0	0	2+	6+
GLENVILLE ST SECURITY	93	0	7	7	0	0	0	0	0	0	0
	92	0	12	12	0	0	0	0	0	0	0
	CHANGE	0	5-	5-	0	0	0	0	0	0	0
*****											
GRANT CTY	TOTAL	93	1	151	10	7	27	1	2	2	5
	92	7	321	328	9	1	235	0	0	6	2
	CHANGE	6-	190-	196-	1+	0	208-	1+	2+	4-	3+
*****											
	RURAL	93	0	94	10	7	27	1	2	1	4
	92	1	267	268	9	1	235	0	0	2	1
	CHANGE	1-	173-	174-	1+	0	208-	1+	2+	1-	3+
	SHERIFF	93	0	5	2	0	0	0	0	0	2
	92	0	176	176	0	0	174	0	0	0	1
	CHANGE	0	171-	171-	2+	0	174-	0	0	0	1+
	STATE POLICE	93	0	89	8	7	27	1	2	1	2
	92	1	91	92	9	0	61	0	2	2	0
	CHANGE	1-	2-	3-	1-	0	34-	1+	2+	1-	2+
	MUNICIPAL	93	1	37	0	0	0	0	0	1	1
	92	6	54	60	0	0	0	0	0	4	1
	CHANGE	5-	17-	22-	0	0	0	0	0	3-	0
PETERSBURG PD	93	1	37	38	0	0	0	0	0	1	1
	92	6	56	60	0	0	0	0	0	4	1
	CHANGE	5-	17-	22-	0	0	0	0	0	3-	0
*****											
GREENBRIER CTY	TOTAL	93	14	760	38	1	4	10	10	12	17
	92	32	530	562	35	5	2	9	9	10	12
	CHANGE	18-	230+	212+	3+	4-	3-	2+	1+	2+	5+
*****											
	RURAL	93	2	492	29	1	4	0	10	3	12
	92	11	301	312	19	3	1	0	6	3	11
	CHANGE	9-	191+	182+	10+	2-	3+	0	4+	0	1+
	SHERIFF	93	2	398	17	1	3	0	10	0	11
	92	5	133	138	5	1	0	0	0	0	7
	CHANGE	3-	265+	262+	12+	0	3+	0	10+	0	4+
	STATE POLICE	93	0	94	12	3	1	0	0	3	1
	92	6	168	174	14	5	1	0	6	3	4
	CHANGE	6-	74-	80-	2-	2-	0	0	6-	0	3-
	MUNICIPAL	93	12	268	9	0	0	1	0	9	5
	92	21	229	250	16	2	1	0	3	7	1
	CHANGE	9-	39+	30+	7-	2-	1-	1+	3-	2+	4+
LENISBURG PD	93	7	125	132	4	0	0	1	0	5	0
	92	5	84	89	7	0	1	0	0	3	0
	CHANGE	2+	41+	43+	3-	0	1-	1+	0	2+	0
RAINELLE PD	93	1	16	17	0	0	0	0	0	1	2
	92	4	60	64	4	0	0	0	0	0	0
	CHANGE	3-	44-	47-	4-	0	0	0	0	1+	2+
RONCEVERTE PD	93	3	34	37	0	0	0	0	0	3	0
	92	0	39	39	3	0	0	0	1	4	0
	CHANGE	3+	5-	2-	3-	0	0	0	1-	1-	0
WHITE SULPHUR SPRINGS PD	93	1	93	94	5	0	0	0	0	0	3
	92	12	46	58	2	1	0	0	2	0	1
	CHANGE	11-	47+	36+	3+	2-	1-	0	2-	0	2+
*****											
HAMPSHIRE CTY	TOTAL	93	13	216	62	1	9	0	0	3	7
	92	12	315	327	101	0	19	0	0	3	27
	CHANGE	1+	99-	98-	39-	1+	10-	0	0	0	20-

# PART I ARRESTS

	COML VICE	SEX OFFENSES	NARCOTIC AND DRUG	PART II GAMBLING	ARRESTS BY FAMILY OFFENSES	DRIVING UNL	LIQUOR LAWS	AGENCY TYPE DRUNK-ENNESS	DISORD CONDUCT	VAGRANCY	OTHER OFFENSES	SUSPICION	CURFEN LOITER	RUN-AWAYS
01011	0	0	0	0	0	1	0	1	0	0	0	0	0	0
	0	0	0	0	0	1+	0	1+	0	0	0	0	0	0
*****														
011AL	0	0	5	0	2	46	23	36	25	1	18	0	0	0
	0	0	3	0	0	30	10	64	16	1	45	0	0	0
	0	0	2+	0	2+	16+	13+	28-	9+	0	27-	0	0	0
*****														
011RU	0	0	1	0	2	12	0	3	0	0	6	0	0	0
	0	0	2	0	0	8	1-	2+	0	0	22	0	0	0
	0	0	1-	0	2+	4+	1-	2+	0	0	16-	0	0	0
011SO	0	0	0	0	2	9	0	1	0	0	1	0	0	0
	0	0	2	0	0	2	1	0	0	0	0	0	0	0
	0	0	2-	0	2+	7+	1-	0	0	0	0	0	0	0
011SP	0	0	1	0	0	3	0	2	0	0	5	0	0	0
	0	0	0	0	0	4	0	0	0	0	21	0	0	0
	0	0	1+	0	0	3-	0	2+	0	0	16-	0	0	0
011ZZ	0	0	4	0	0	34	23	33	25	1	12	0	0	0
	0	0	1	0	0	22	9	63	16	1	23	0	0	0
	0	0	3+	0	0	12+	14+	30-	9+	0	11-	0	0	0
01101	0	0	4	0	0	34	21	31	25	1	9	0	0	0
	0	0	1	0	0	22	8	41	16	1	14	0	0	0
	0	0	3+	0	0	12+	13+	30-	9+	0	5-	0	0	0
01102	0	0	0	0	0	0	2	2	0	0	3	0	0	0
	0	0	0	0	0	0	1	2	0	0	9	0	0	0
	0	0	0	0	0	0	1+	0	0	0	6-	0	0	0
*****														
012AL	0	5	0	0	0	34	1	8	16	0	14	0	0	0
	0	1	0	0	0	39	0	6	7	0	19	0	0	0
	0	4+	0	0	0	5-	1+	2+	9+	0	5-	0	3-	0
*****														
012RU	0	5	0	0	0	17	0	5	1	0	14	0	0	0
	0	1	0	0	0	9	0	2	0	0	8	0	0	0
	0	4+	0	0	0	8+	0	3+	1+	0	6+	0	0	0
012SO	0	0	0	0	0	1	0	0	0	0	0	0	0	0
	0	0	0	0	0	1	0	0	0	0	0	0	0	0
	0	0	0	0	0	0	0	0	0	0	0	0	0	0
012SP	0	5	0	0	0	16	0	5	1	0	14	0	0	0
	0	1	0	0	0	8	0	2	0	0	8	0	0	0
	0	4+	0	0	0	8+	0	3+	1+	0	6+	0	0	0
012ZZ	0	0	0	0	0	17	1	3	15	0	0	0	0	0
	0	0	0	0	0	30	4	7	7	0	11	0	3	0
	0	0	0	0	0	13-	1+	1-	8+	0	11-	0	3-	0
01201	0	0	0	0	0	17	1	3	15	0	0	0	0	0
	0	0	0	0	0	30	4	7	7	0	11	0	3	0
	0	0	0	0	0	13-	1+	1-	8+	0	11-	0	3-	0
*****														
013AL	0	5	50	0	4	289	5	36	38	0	259	0	0	2
	0	0	17	0	1	240	5	54	22	0	134	0	8	2
	0	5+	33+	0	3+	49+	0	18-	16+	0	125+	0	8-	0
*****														
013RU	0	5	38	0	1	155	2	15	2	0	214	0	0	0
	0	0	10	0	1	119	2	37	5	0	88	0	0	2
	0	5+	28+	0	0	36+	0	22-	3-	0	126+	0	0	2-
013SO	0	4	33	0	0	119	0	7	2	0	193	0	0	0
	0	0	7	0	0	73	0	18	5	0	22	0	0	0
	0	4+	26+	0	0	46+	0	11-	3-	0	171+	0	0	0
013SP	0	1	5	0	1	36	2	8	0	0	21	0	0	0
	0	0	3	0	1	46	2	19	0	0	66	0	0	2
	0	1+	2+	0	0	10-	0	11-	0	0	45-	0	0	2-
013ZZ	0	0	12	0	3	134	3	21	36	0	45	0	0	2
	0	0	7	0	0	121	3	17	17	0	46	0	8	0
	0	0	5+	0	3+	13+	0	4+	19+	0	1-	0	8-	2+
01301	0	0	6	0	0	59	2	8	7	0	38	0	0	2
	0	0	4	0	0	46	2	3	2	0	21	0	0	0
	0	0	2+	0	0	13+	0	5+	5+	0	17+	0	0	2+
01302	0	0	0	0	1	4	0	0	2	0	7	0	0	0
	0	0	0	0	0	23	0	10	2	0	25	0	0	0
	0	0	0	0	1+	19-	0	10-	0	0	18-	0	0	0
01303	0	0	0	0	0	34	0	0	0	0	0	0	0	0
	0	0	2	0	0	23	1	1	4	0	0	0	0	0
	0	0	2-	0	0	11+	1-	1-	4-	0	0	0	0	0
01304	0	0	6	0	2	37	1	13	27	0	0	0	0	0
	0	0	1	0	0	29	0	3	9	0	0	0	8	0
	0	0	5+	0	2+	8+	1+	10+	18+	0	0	0	8-	0
*****														
014AL	0	5	16	0	2	29	0	10	22	0	60	0	0	0
	0	8	10	0	1	37	0	8	21	0	85	0	0	0
	0	3-	6+	0	1+	8-	0	2+	1+	0	25-	0	0	0

# PART I I ARRESTS

		PART II ARRESTS BY CHARGE AND AGENCY TYPE										
		JUVENILE	ADULTS	GRAND TOTAL	OTHER ASSAULTS	ARSON	FORGERY	FRAUD	EMBEZZLE	STOLEN PROPERTY	VAHDAL	ILLEGAL WEAPONS
*****												
RURAL	93	11	187	198	53	1	1	9	0	0	3	7
	92	10	295	305	100	0	5	19	0	0	2	27
	CHANGE	1+	108-	107-	47-	1+	4-	10-	0	0	1+	20-
SHERIFF	93	5	98	103	33	1	0	7	0	0	0	7
	92	8	224	232	92	0	3	17	0	0	0	20
	CHANGE	3-	126-	129-	59-	1+	3-	10-	0	0	0	13-
STATE POLICE	93	6	89	95	20	0	1	2	0	0	3	0
	92	2	71	73	8	0	2	2	0	0	2	7
	CHANGE	4+	18+	22+	12+	0	1-	0	0	0	1+	7-
MUNICIPAL	93	2	29	31	9	0	2	0	0	0	0	0
	92	2	20	22	1	0	2	0	0	0	1	0
	CHANGE	0	9+	9+	8+	0	0	0	0	0	1-	0
ROMNEY PD	93	2	29	31	9	0	2	0	0	0	0	0
	92	2	20	22	1	0	2	0	0	0	1	0
	CHANGE	0	9+	9+	8+	0	0	0	0	0	1-	0
*****												
HANCOCK CTY	TOTAL	93	103	1168	1251	163	1	4	132	0	8	31
	92	62	1093	1155	178	8	22	103	2	13	33	14
	CHANGE	41+	55+	96+	15-	7-	18-	29+	2-	5-	2-	7+
*****												
RURAL	93	2	468	470	60	0	2	129	0	4	12	2
	92	2	362	364	78	1	19	61	1	2	16	2
	CHANGE	0	106+	106+	18-	1-	17-	68+	1-	2+	4-	0
SHERIFF	93	2	403	405	59	0	2	129	0	3	12	2
	92	1	327	328	78	1	19	61	1	2	16	2
	CHANGE	1+	76+	77+	19-	1-	17-	68+	1-	1+	4-	0
STATE POLICE	93	0	65	65	1	0	0	0	0	1	0	0
	92	1	35	36	0	0	0	0	0	0	0	0
	CHANGE	1-	30+	29+	1+	0	0	0	0	1+	0	0
MUNICIPAL	93	101	680	781	103	1	2	3	0	4	19	19
	92	60	731	791	100	7	3	42	1	11	17	12
	CHANGE	41+	51-	10-	3+	6-	1-	39-	1-	7-	2+	7+
CHESTER PD	93	0	97	97	14	0	0	0	0	2	0	1
	92	0	115	115	25	0	0	0	0	2	0	0
	CHANGE	0	18-	18-	11-	0	0	0	0	2+	2-	1+
HEIRTON PD	93	100	542	642	86	0	2	3	0	2	19	18
	92	52	578	630	72	7	3	42	1	9	15	12
	CHANGE	48+	36-	12+	14+	7-	1-	39-	1-	7-	4+	6+
NEM CUMBERLAND PD	93	1	41	42	3	1	0	0	0	0	0	0
	92	8	38	46	3	0	0	0	0	2	0	0
	CHANGE	7-	3+	4-	0	1+	0	0	0	2-	0	0
*****												
HARDY CTY	TOTAL	93	18	111	129	26	0	5	9	0	10	10
	92	4	82	86	14	0	0	1	0	0	10	11
	CHANGE	14+	29+	43+	12+	0	5+	8+	0	1+	0	1-
*****												
RURAL	93	0	74	74	12	0	4	8	0	0	3	8
	92	2	56	58	5	0	0	1	0	0	9	11
	CHANGE	2-	18+	16+	7+	0	4+	7+	0	0	6-	3-
SHERIFF	93	0	9	9	0	0	0	0	0	0	0	2
	92	2	9	11	1	0	0	0	0	0	1	8
	CHANGE	2-	0	2-	1-	0	0	0	0	0	1-	6-
STATE POLICE	93	0	65	65	12	0	4	8	0	0	3	6
	92	0	47	47	4	0	0	1	0	0	8	3
	CHANGE	0	18+	18+	8+	0	4+	7+	0	0	5-	3+
MUNICIPAL	93	18	37	55	14	0	1	1	0	1	7	2
	92	2	26	28	9	0	0	0	0	0	1	0
	CHANGE	16+	11+	27+	5+	0	1+	1+	0	1+	6+	2+
MOOREFIELD PD	93	18	37	55	14	0	1	1	0	1	7	2
	92	2	26	28	9	0	0	0	0	0	1	0
	CHANGE	16+	11+	27+	5+	0	1+	1+	0	1+	6+	2+
*****												
HARRISON CTY	TOTAL	93	157	1931	2088	267	7	17	167	3	9	35
	92	178	2038	2216	254	3	16	200	3	6	61	51
	CHANGE	21-	107-	128-	13+	4+	1+	33-	2+	3+	26-	15+
*****												
RURAL	93	65	623	688	122	6	5	134	1	2	24	16
	92	113	765	878	163	0	5	179	0	2	53	11
	CHANGE	48-	142-	190-	41-	6+	1-	45-	1+	0	29-	5+
SHERIFF	93	63	436	499	97	6	0	133	1	2	23	13
	92	107	569	676	151	0	0	173	0	0	51	8
	CHANGE	44-	133-	177-	54-	6+	0	40-	1+	2+	28-	5+
STATE POLICE	93	2	187	189	25	0	5	1	0	0	1	3
	92	6	196	202	12	0	6	6	0	2	2	3
	CHANGE	4-	9-	13-	13+	0	1-	5-	0	2-	1-	0
MUNICIPAL	93	92	1308	1400	145	1	12	33	4	7	11	35
	92	65	1273	1338	91	3	10	21	3	4	8	25
	CHANGE	27+	35+	62+	54+	2-	2+	12+	1+	3+	3+	10+

# PART II ARRESTS

	COMPLICE	SEX OFFENSES	MARCOTIC AND DRUG	PART II GAMBLING	ARRESTS BY FAMILY OFFENSES	CHARGE DRIVING UND INFL	AND LIQUOR LAWS	AGENCY TYPE DRUNK-ENNESS	DISORD CONDUCT	VAGRANCY	OTHER OFFENSES	SUSPICION	CURFEW LOITER	RUH-AHAYS
014RU	0	3	15	0	2	28	0	10	6	0	60	0	0	0
	0	8	10	0	1	37	0	5	6	0	85	0	0	0
	0	5-	5+	0	1+	9-	0	5+	0	0	25-	0	0	0
014SO	0	0	2	0	2	8	0	1	4	0	38	0	0	0
	0	0	10	0	0	16	0	2	5	0	67	0	0	0
	0	0	8-	0	2+	8-	0	1-	1-	0	29-	0	0	0
014SP	0	3	13	0	0	20	0	9	2	0	22	0	0	0
	0	8	0	0	1	21	0	3	1	0	18	0	0	0
	0	5-	13+	0	1-	1-	0	6+	1+	0	4+	0	0	0
014ZZ	0	2	1	0	0	1	0	0	16	0	0	0	0	0
	0	0	0	0	0	0	0	0	15	0	0	0	0	0
	0	2+	1+	0	0	1+	0	3-	1+	0	0	0	0	0
01401	0	2	1	0	0	1	0	0	16	0	0	0	0	0
	0	0	0	0	0	0	0	0	15	0	0	0	0	0
	0	2+	1+	0	0	1+	0	3-	1+	0	0	0	0	0
*****														
015AL	1	2	25	2	0	399	20	180	66	6	152	0	35	3
	0	5	14	0	0	290	25	190	69	0	180	0	7	2
	1+	3-	11+	2+	0	109+	5-	10-	3-	6+	28-	0	28+	1+
*****														
015RU	1	1	6	2	0	166	0	13	7	0	65	0	0	0
	0	1	7	0	0	99	2	14	4	0	57	0	0	0
	1+	0	1-	2+	0	67+	2-	1-	3+	0	8+	0	0	0
015SO	1	1	5	2	0	105	0	13	7	0	64	0	0	0
	0	1	7	0	0	64	2	13	4	0	57	0	0	0
	1+	0	2-	2+	0	41+	2-	0	3+	0	7+	0	0	0
015SP	0	0	1	0	0	61	0	0	0	0	1	0	0	0
	0	0	0	0	0	35	0	1	0	0	0	0	0	0
	0	0	1+	0	0	26+	0	1-	0	0	1+	0	0	0
015ZZ	0	1	19	0	0	233	20	167	59	6	87	0	35	3
	0	4	7	0	0	191	23	176	65	0	123	0	7	2
	0	3-	12+	0	0	42+	3-	9-	6-	6+	36-	0	28+	1+
01501	0	1	0	0	0	20	0	6	9	0	44	0	0	0
	0	0	0	0	0	16	0	9	13	0	50	0	0	0
	0	1+	0	0	0	4+	0	3-	4-	0	6-	0	0	0
01502	0	0	19	0	0	188	20	155	46	6	40	0	35	3
	0	4	4	0	0	160	21	161	50	0	67	0	0	2
	0	4-	13+	0	0	28+	1-	6-	4-	6+	27-	0	35+	1+
01503	0	0	0	0	0	25	0	6	4	0	3	0	0	0
	0	0	3	0	0	15	2	6	2	0	6	0	7	0
	0	0	3-	0	0	10+	2-	0	2+	0	3-	0	7-	0
*****														
016AL	1	6	12	0	1	25	0	3	0	0	14	0	0	6
	0	0	7	0	0	25	0	3	1	0	13	0	0	1
	1+	6+	5+	0	1+	0	0	0	1-	0	1+	0	0	5+
*****														
016RU	1	5	10	0	1	13	0	3	0	0	6	0	0	0
	0	0	7	0	0	11	0	2	0	0	12	0	0	0
	1+	5+	3+	0	1+	2+	0	1+	0	0	6-	0	0	0
016SO	0	0	7	0	0	0	0	0	0	0	0	0	0	0
	0	0	1	0	0	0	0	0	0	0	0	0	0	0
	0	0	6+	0	0	0	0	0	0	0	0	0	0	0
016SP	1	5	3	0	1	13	0	3	0	0	6	0	0	0
	0	0	6	0	0	11	0	2	0	0	12	0	0	0
	1+	5+	3-	0	1+	2+	0	1+	0	0	6-	0	0	0
016ZZ	0	1	2	0	0	12	0	0	0	0	8	0	0	6
	0	0	0	0	0	14	0	1	1	0	7+	0	0	1
	0	1+	2+	0	0	2-	0	1-	1-	0	1	0	0	5+
01601	0	1	2	0	0	12	0	0	0	0	8	0	0	6
	0	0	0	0	0	14	0	1	1	0	1	0	0	1
	0	1+	2+	0	0	2-	0	1-	1-	0	7+	0	0	5+
*****														
017AL	3	14	48	0	26	269	59	712	32	0	321	0	23	23
	0	21	54	0	14	311	34	717	67	1	384	0	14	20
	3+	7-	6-	0	12+	42-	25+	5-	35-	1-	63-	0	9+	3+
*****														
017RU	0	2	19	0	12	104	0	87	0	0	146	0	0	8
	0	11	24	0	9	108	0	91	1	0	205	0	0	15
	0	9-	5-	0	3+	4-	0	4-	1-	0	59-	0	0	7-
017SO	0	2	16	0	10	36	0	36	0	0	116	0	0	8
	0	9	19	0	8	31	0	23	0	0	188	0	0	15
	0	7-	3-	0	2+	5+	0	13+	0	0	72-	0	0	7-
017SP	0	0	3	0	2	68	0	51	0	0	30	0	0	0
	0	2	5	0	1	77	0	68	1	0	17	0	0	0
	0	2-	2-	0	1+	9-	0	17-	1-	0	13+	0	0	0
017ZZ	3	12	29	0	14	165	59	625	32	0	175	0	23	15
	0	10	30	0	5	203	34	626	66	1	179	0	14	5
	3+	2+	1-	0	9+	38-	25+	1-	34-	1-	4-	0	9+	10+

# PART II ARRESTS

		PART II ARRESTS BY CHARGE AND			AGENCY TYPE	ARSON	FORGERY	FRAUD	EMBEZZLE	STOLEN	VANDAL	ILLEGAL
		JUVENILE	ADULTS	GRAND	OTHER					PROPERTY		WEAPONS
				TOTAL	ASSAULTS							
BRIDGEPORT PD	93	22	141	163	14	0	0	15	3	1	2	2
	92	2	113	115	2	1	3	7	1	0	0	0
	CHANGE	20+	28+	48+	12+	1-	3-	8+	2+	1+	2+	0
CLARKSBURG PD	93	33	904	937	109	1	12	18	1	2	0	28
	92	34	874	908	74	2	7	14	2	4	0	21
	CHANGE	1-	30+	29+	35+	1-	5+	4+	1-	2-	0	7+
SALEM PD	93	3	107	110	12	0	0	0	0	2	1	2
	92	6	132	138	12	0	0	0	0	0	0	0
	CHANGE	3-	25-	28-	0	0	0	0	0	2+	1+	2
SHINNSTON PD	93	24	57	81	2	0	0	0	0	0	2	2
	92	11	50	61	0	0	0	0	0	0	1	0
	CHANGE	13+	7+	20+	2+	0	0	0	0	0	1+	2+
STONEWOOD PD	93	7	31	38	2	0	0	0	0	0	4	1
	92	8	23	31	0	0	0	0	0	0	7	0
	CHANGE	1-	8+	7+	2+	0	0	0	0	0	3-	1+
ANMOORE PD	93	3	34	37	6	0	0	0	0	1	1	0
	92	2	27	29	2	0	0	0	0	0	0	0
	CHANGE	1+	7+	8+	4+	0	0	0	0	1+	1+	0
NUTTER FORT PD	93	0	32	32	0	0	0	0	0	0	1	0
	92	0	42	42	1	0	0	0	0	0	0	0
	CHANGE	0	10-	10-	1-	0	0	0	0	0	1+	0
LUMBERPORT PD	93	0	2	2	0	0	0	0	0	1	0	0
	92	2	12	14	0	0	0	0	0	0	0	0
	CHANGE	2-	10-	12-	0	0	0	0	0	1+	0	0
*****												
JACKSON CTY TOTAL	93	50	445	495	54	1	4	104	0	2	9	26
	92	53	498	551	92	0	2	144	0	0	15	21
	CHANGE	3-	53-	56-	38-	1+	2+	40-	0	2+	6-	5+
*****												
RURAL	93	1	319	320	39	0	3	104	0	2	0	23
	92	3	386	389	72	0	1	144	0	0	0	18
	CHANGE	2-	67-	69-	33-	0	2+	40-	0	2+	0	5+
SHERIFF	93	1	286	287	36	0	1	104	0	2	0	23
	92	0	341	341	71	0	0	143	0	0	0	18
	CHANGE	1+	55-	54-	35-	0	1+	39-	0	2+	0	5+
STATE POLICE	93	0	33	33	3	0	2	0	0	0	0	0
	92	3	45	48	1	0	1	1	0	0	0	0
	CHANGE	3-	12-	15-	2+	0	1+	1-	0	0	0	0
MUNICIPAL	93	49	126	175	15	1	1	0	0	0	9	3
	92	50	112	162	20	0	1	0	0	0	15	3
	CHANGE	1-	14+	13+	5-	1+	0	0	0	0	6-	0
RAVENSWOOD PD	93	49	72	121	8	1	1	0	0	0	7	2
	92	48	63	111	16	0	0	0	0	0	14	2
	CHANGE	1+	9+	10+	8-	1+	1+	0	0	0	7-	0
RIPLEY PD	93	0	54	54	7	0	0	0	0	0	2	1
	92	2	49	51	4	0	1	0	0	0	1	1
	CHANGE	2-	5+	3+	3+	0	1-	0	0	0	1+	0
*****												
JEFFERSON CTY TOTAL	93	39	638	677	107	1	7	86	0	5	19	14
	92	39	577	616	104	1	2	40	3	9	28	12
	CHANGE	0	61+	61+	3+	0	5+	46+	3-	4-	9-	2+
*****												
RURAL	93	6	389	395	65	1	4	85	0	2	6	8
	92	18	369	387	81	1	2	40	3	4	16	8
	CHANGE	12-	20+	8+	16-	0	2+	45+	3-	2-	10-	0
SHERIFF	93	0	173	173	24	0	1	83	0	0	1	6
	92	3	151	154	40	0	0	39	1	2	4	6
	CHANGE	3-	22+	19+	16-	0	0	44+	1-	2-	3-	0
STATE POLICE	93	6	216	222	41	1	3	2	0	2	5	2
	92	15	218	233	41	1	1	1	2	2	12	0
	CHANGE	9-	2-	11-	0	0	2+	1+	2-	0	7-	0
MUNICIPAL	93	33	249	282	42	0	3	1	0	3	13	6
	92	21	208	229	23	0	0	0	0	5	12	4
	CHANGE	12+	41+	53+	19+	0	3+	1+	0	2-	1+	2+
CHARLES TOWN PD	93	31	148	179	37	0	1	0	0	0	12	6
	92	21	122	143	20	0	0	0	0	4	10	2
	CHANGE	10+	26+	36+	17+	0	1+	0	0	4-	2+	4+
SHEPHERDSTOWN PD	93	0	0	0	0	0	0	0	0	0	0	0
	92	0	0	0	0	0	0	0	0	0	0	0
	CHANGE	0	0	0	0	0	0	0	0	0	0	0
RANSON PD	93	1	82	83	2	0	2	1	0	0	1	0
	92	0	70	70	1	0	0	0	0	1	0	0
	CHANGE	1+	12+	13+	1+	0	2+	1+	0	1-	1+	0
HARPERS FERRY PD	93	1	19	20	3	0	0	0	0	3	0	0
	92	0	14	16	2	0	0	0	0	0	2	2
	CHANGE	1+	3+	4+	1+	0	0	0	0	3+	2-	2-
*****												
KANAWHA CTY TOTAL	93	446	6515	6961	675	12	40	365	4	99	80	158
	92	471	7663	8134	971	10	36	677	7	103	165	202
	CHANGE	25-	1148-	1173-	296-	2+	4+	312-	3-	4-	85-	44-

# PART II ARRESTS

	COHL VICE	SEX OFFENSES	NARCOTIC AND DRUG	PART II GAMBLING	ARRESTS FAMILY OFFENSES	CHARGE DRIVING UND INFL	AND LIQUOR LAWS	AGENCY TYPE DRUNK-ENESS	DISORD CONDUCT	VAGRANCY	OTHER OFFENSES	SUSPICION	CURFEW LOITER	RUN-AWAYS
01701	0 0 0	0 0 0	5 5+ 0	0 0 0	0 1- 1	26 30 4-	21 11 10+	39 39 0	12 12 0	0 0 0	12 6 6+	0 0 0	7 7+ 0	4 0 4+
01702	3 0 3+	10 9 1+	23 24 1-	0 0 0	10 4 6+	62 65 3-	38 19 19+	491 483 8+	15 42 27-	0 0 0	107 126 19-	0 0 0	1 10 9-	6 2 4+
01703	0 0 0	1 0 1+	1 6 5-	0 0 0	1 0 1+	35 43 8-	0 4 4-	21 31 10-	1 4 3-	0 0 0	32 36 4-	0 0 0	0 0 0	1 0 1+
01704	0 0 0	0 0 0	0 0 0	0 0 0	2 0 2+	8 9 1-	0 0 0	45 40 5+	3 6 3-	0 1 1-	0 0 0	0 0 0	15 4 11+	2 0 2+
01705	0 0 0	0 0 0	0 0 0	0 0 0	0 0 0	12 17 5-	0 0 0	12 4 8+	1 2 1-	0 0 0	4 0 4+	0 0 0	0 0 0	2 1 1+
01706	0 0 0	1 1 0	0 0 0	0 0 0	0 0 0	11 9 2+	0 0 0	10 15 5-	0 0 0	0 0 0	7 0 6+	0 0 0	0 0 0	0 1 1-
01707	0 0 0	0 0 0	0 0 0	0 0 0	1 0 1+	11 29 18-	0 0 0	6 2 4+	0 0 0	0 0 0	13 10 3+	0 0 0	0 0 0	0 0 0
01708	0 0 0	0 0 0	0 0 0	0 0 0	0 0 0	0 1 1-	0 0 0	1 12 11-	0 0 0	0 0 0	0 0 0	0 0 0	0 0 0	0 1 1-
018AL	0 0 0	2 3 1-	3 4 1-	0 0 0	1 0 1	134 106 28+	25 21 4+	16 26 10-	11 11 0	0 0 0	92 97 5-	0 0 0	0 0 0	11 8 3+
018RU	0 0 0	2 2 0	2 4 2-	0 0 0	1 1 0	76 56 20+	4 3 1+	4 9 5-	0 0 0	0 0 0	60 76 16-	0 0 0	0 0 0	0 3 3-
018SO	0 0 0	1 2 1-	1 4 3-	0 0 0	0 0 0	57 36 21+	4 1 3+	0 0 0	0 0 0	0 0 0	58 66 8-	0 0 0	0 0 0	0 0 0
018SP	0 0 0	1 0 1+	1 0 1+	0 0 0	1 1 0	19 20 1-	0 2 2-	4 9 5-	0 0 0	0 0 0	2 10 8-	0 0 0	0 0 0	0 3 3-
018ZZ	0 0 0	0 1 1-	1 0 1+	0 0 0	0 0 0	58 50 8+	21 18 3+	12 17 5-	11 11 0	0 0 0	32 21 11+	0 0 0	0 0 0	11 5 6+
01801	0 0 0	0 1 1-	1 0 1+	0 0 0	0 0 0	45 34 11+	6 4 2+	9 14 5-	2 2 0	0 0 0	28 19 9+	0 0 0	0 0 0	11 5 6+
01802	0 0 0	0 0 0	0 0 0	0 0 0	0 0 0	13 16 3-	15 14 1+	3 3 0	9 9 0	0 0 0	4 2 2+	0 0 0	0 0 0	0 0 0
019AL	0 0 0	4 3 1+	48 46 2+	0 0 0	1 4 3-	110 110 0	14 16 2-	118 117 1+	18 16 2+	0 0 0	115 97 18+	0 0 0	6 2 4+	4 6 2-
019RU	0 0 0	3 3 0	10 17 7-	0 0 0	1 3 2-	83 80 3+	0 0 0	47 48 1-	8 12 4-	0 0 0	72 66 6+	0 0 0	0 0 0	0 3 3-
019SO	0 0 0	0 0 0	4 8 4-	0 0 0	1 3 2-	4 3 1+	0 0 0	6 6 0	3 3 0	0 0 0	40 35 5+	0 0 0	0 0 0	0 3 3-
019SP	0 0 0	3 3 0	6 9 3-	0 0 0	0 0 0	79 77 2+	0 0 0	41 42 1-	5 9 4-	0 0 0	32 31 1+	0 0 0	0 0 0	0 0 0
019ZZ	0 0 0	1 0 1+	38 29 9+	0 0 0	0 1 1-	27 30 3-	14 16 2-	71 69 2+	10 4 6+	0 0 0	43 31 12+	0 0 0	6 2 4+	4 3 1+
01901	0 0 0	1 0 1+	29 22 7+	0 0 0	0 1 1-	1 12 11-	14 15 1-	20 18 2+	6 4 2+	0 0 0	43 30 13+	0 0 0	6 2 4+	3 3 0
01902	0 0 0	0 0 0	0 0 0	0 0 0	0 0 0	0 0 0	0 0 0	0 0 0	0 0 0	0 0 0	0 0 0	0 0 0	0 0 0	0 0 0
01903	0 0 0	0 0 0	9 4 5+	0 0 0	0 0 0	14 12 2+	0 1 1-	50 51 1-	4 0 4+	0 0 0	0 0 0	0 0 0	0 0 0	0 0 0
01904	0 0 0	0 0 0	0 3 3-	0 0 0	0 0 0	12 6 6+	0 0 0	1 0 1+	0 0 0	0 0 0	0 1 1-	0 0 0	0 0 0	1 0 1+
020AL	46 22 24+	17 45 28-	547 568 21-	5 16 11-	8 22 14-	659 763 104-	170 107 63+	2770 2818 48-	124 194 70-	0 2 2-	1096 1316 220-	0 0 0	59 36 23+	27 54 27-

# PART II ARRESTS

		PART II ARRESTS BY CHARGE AND			AGENCY TYPE		ARSON	FORGERY	FRAUD	EMBEZZLE	STOLEN PROPERTY	VANDAL	ILLEGAL WEAPONS
		JUVENILE	ADULTS	GRAND TOTAL	OTHER ASSAULTS								
*****													
RURAL	93	57	1602	1659	197	3	19	336	1	11	15	36	
	92	74	2019	2093	335	1	3	353	3	7	72	45	
	CHANGE	17-	417-	434-	138-	2+	16+	17-	2-	4+	57-	9-	
SHERIFF	93	45	1184	1229	138	1	6	328	1	5	12	19	
	92	54	1546	1600	259	1	0	345	2	3	60	38	
	CHANGE	9-	362-	371-	121-	0	6+	17-	1-	2+	48-	19-	
STATE POLICE	93	12	418	430	59	2	13	8	0	6	3	17	
	92	20	473	493	76	0	3	8	1	4	12	7	
	CHANGE	8-	55-	63-	17-	2+	10+	0	1-	2+	9-	10+	
MUNICIPAL	93	389	4913	5302	478	9	21	29	3	88	65	122	
	92	397	5644	6041	636	9	33	324	4	96	93	157	
	CHANGE	8-	731-	739-	158-	0	12-	295-	1-	8-	28-	35-	
BELLE PD	93	0	4	4	1	0	0	0	0	0	0	1	
	92	0	0	0	0	0	0	0	0	0	0	0	
	CHANGE	0	4+	4+	1+	0	0	0	0	0	0	1+	
CHARLESTON PD	93	228	3693	3921	370	2	16	22	3	70	54	94	
	92	297	4357	4654	566	5	25	318	3	86	81	133	
	CHANGE	69-	664-	733-	196-	3-	9-	296-	0	16-	27-	39-	
DUNBAR PD	93	19	112	131	26	0	2	5	0	1	5	1	
	92	10	101	111	12	0	2	1	0	2	4	7	
	CHANGE	9+	11+	20+	14+	0	0	4+	0	1-	1+	6-	
NITRO PD	93	38	45	83	10	4	0	0	0	2	0	0	
	92	25	56	79	3	3	1	0	0	4	4	2	
	CHANGE	13+	9-	4+	7+	1+	1-	0	0	2+	4-	2-	
ST ALBANS PD	93	0	298	298	2	0	0	1	0	0	0	4	
	92	0	366	366	2	0	0	0	0	2	0	0	
	CHANGE	0	68-	68-	0	0	0	1+	0	2-	0	4+	
SOUTH CHARLESTON PD	93	82	605	687	48	3	1	0	0	14	0	17	
	92	54	595	649	38	1	5	2	1	5	0	15	
	CHANGE	28+	10+	38+	10+	2+	4-	2-	1-	9+	0	2+	
CHESAPEAKE PD	93	3	33	36	0	0	0	0	0	0	0	0	
	92	0	35	35	0	0	0	0	0	0	2	0	
	CHANGE	3+	2-	1+	0	0	0	0	0	0	2-	0	
MARMET PD	93	2	35	37	5	0	0	0	0	0	0	0	
	92	1	37	38	6	0	0	2	0	0	0	0	
	CHANGE	1+	2-	1-	1-	0	0	2-	0	0	0	0	
CLENDENIN PD	93	14	27	41	0	0	1	0	0	1	6	0	
	92	3	43	46	0	0	0	0	0	1	2	0	
	CHANGE	11+	16-	5-	0	0	1+	0	0	0	4+	0	
CEDAR GROVE PD	93	0	36	36	0	0	0	0	0	0	0	5	
	92	4	26	30	0	0	0	0	0	0	0	0	
	CHANGE	4-	10+	6+	0	0	0	0	0	0	0	5+	
N VA ST COLLEGE SECURITY	93	3	25	28	16	0	1	1	0	0	0	0	
	92	3	30	33	9	0	0	1	0	0	0	0	
	CHANGE	0	5-	5-	7+	0	1+	0	0	0	0	0	
*****													
LEMIS CTY	TOTAL	93	24	349	373	64	0	5	14	1	6	5	
	92	14	465	479	78	3	6	8	0	8	1	5	
	CHANGE	10+	116-	106-	14-	3-	1-	6+	1+	2-	5+	0	
*****													
RURAL	93	15	235	250	33	0	5	14	1	6	6	2	
	92	11	362	373	78	3	6	8	0	8	1	5	
	CHANGE	4+	127-	123-	45-	3-	1-	6+	1+	2-	5+	3-	
SHERIFF	93	2	138	140	31	0	1	10	1	0	6	2	
	92	5	241	246	72	0	0	2	0	2	1	4	
	CHANGE	3-	103-	106-	41-	0	0	8+	1+	2-	5+	2-	
STATE POLICE	93	13	97	110	2	0	4	4	0	6	0	0	
	92	6	121	127	6	3	5	6	0	6	0	1	
	CHANGE	7+	24-	17-	4-	3-	1-	2-	0	0	0	1-	
MUNICIPAL	93	9	114	123	31	0	0	0	0	0	0	3	
	92	3	103	106	0	0	0	0	0	0	0	0	
	CHANGE	6+	11+	17+	31+	0	0	0	0	0	0	3+	
NESTON PD	93	9	114	123	31	0	0	0	0	0	0	3	
	92	3	103	106	0	0	0	0	0	0	0	0	
	CHANGE	6+	11+	17+	31+	0	0	0	0	0	0	3+	
*****													
LINCOLN CTY	TOTAL	93	17	468	485	148	7	10	3	0	8	67	46
	92	6	364	370	84	0	3	0	0	10	29	21	
	CHANGE	11+	104+	115+	64+	7+	7+	3+	0	2-	38+	25+	
*****													
RURAL	93	17	468	485	148	7	10	3	0	8	67	46	
	92	6	364	370	84	0	3	0	0	10	29	21	
	CHANGE	11+	104+	115+	64+	7+	7+	3+	0	2-	38+	25+	
SHERIFF	93	1	5	6	1	0	0	0	0	0	0	5	
	92	0	40	40	21	0	0	0	0	0	0	2	
	CHANGE	1+	35-	34-	20-	0	0	0	0	0	0	3+	
STATE POLICE	93	16	463	479	147	7	10	3	0	8	67	41	
	92	6	324	330	63	0	3	0	0	10	29	19	
	CHANGE	10+	139+	149+	84+	7+	7+	3+	0	2-	38+	22+	



# PART I ARRESTS

COHL VICE	SEX OFFENSES	PART II NARCOTIC AND DRUG	GAMBLING	ARRESTS BY CHARGE FAMILY OFFENSES	DRIVING UND INFL	LIQUOR LAHS	AGENCY TYPE DRUNK-EINNESS	DISORD CONDUCT	VAGRANCY	OTHER OFFENSES	SUSPICION LOTTER	CURFEM	RUN-AWAYS
020RU	0 0 0	5 11 6-	58 51 7+	0 3 3-	8 10 2-	255 330 75-	3 0 3+	338 363 25-	1 0 1+	0 0 0	364 488 124-	0 0 0	0 1 17 8-
020SO	0 0 0	1 9 8-	29 14 15+	0 0 0	2 4 2-	127 158 31-	1 0 1+	260 290 30-	1 0 1+	0 0 0	294 403 109-	0 0 0	0 1 13 9-
020SP	0 0 0	4 2 2+	29 37 8-	0 3 3-	6 6 0	128 172 44-	2 0 2+	78 73 5+	0 0 0	0 0 0	70 85 15-	0 0 0	0 0 5 4 1+
020ZZ	46 22 24+	12 34 22-	489 517 28-	5 13 8-	0 12 12-	404 433 29-	167 107 60+	2432 2455 23-	123 194 71-	0 2 2-	732 828 96-	0 0 0	59 35 24+
02001	0 0 0	0 0 0	0 0 0	0 0 0	0 0 0	0 0 0	0 0 0	2 0 2+	0 0 0	0 0 0	0 0 0	0 0 0	0 0 0
02002	46 19 27+	7 21 14-	378 425 47-	4 0 4+	0 11 11-	184 213 29-	110 78 32+	1996 2047 71-	62 113 51-	0 0 0	498 471 27+	0 0 0	4 0 4+
02003	0 0 0	0 1 1-	2 2 0	0 0 0	0 0 0	29 22 7+	2 0 2+	36 31 5+	1 5 4-	0 0 0	16 17 1-	0 0 0	3 2 1+
02004	0 0 0	0 1 1-	2 1 1+	0 0 0	0 0 0	12 15 3-	0 0 0	2 9 7-	9 8 1+	0 0 0	30 21 9+	0 0 0	12 7 5+
02005	0 0 0	0 0 0	3 0 3+	0 0 0	0 0 0	93 110 17-	8 0 8+	133 89 44+	0 11 11-	0 0 0	54 152 98-	0 0 0	0 0 0
02006	0 3 3-	5 7 2-	97 84 13+	1 13 12-	0 1 1-	55 51 4+	46 28 18+	209 192 17+	35 36 1-	0 0 0	110 136 26-	0 0 0	37 24 13+
02007	0 0 0	0 0 0	1 0 1+	0 0 0	0 0 0	6 2 4+	1 0 1+	11 19 8-	14 12 2+	0 0 0	0 0 0	0 0 0	3 0 3+
02008	0 0 0	0 1 1-	1 0 1+	0 0 0	0 0 0	7 2 5+	0 0 0	5 8 3-	0 1 1-	0 2 2-	19 16 3+	0 0 0	0 0 0
02014	0 0 0	0 2 2-	3 3 0	0 0 0	0 0 0	4 7 3-	0 0 0	20 23 3-	9 7 7-	0 0 0	0 0 0	0 0 0	3 1 2+
02016	0 0 0	0 0 0	2 2 0	0 0 0	0 0 0	14 10 4+	0 0 0	15 10 5+	0 1 1-	0 0 0	0 4 4-	0 0 0	0 0 3-
02020	0 0 0	0 1 1-	0 0 0	0 0 0	0 0 0	0 1 1-	0 1 1-	3 7 4-	2 0 2+	0 0 0	5 11 6-	0 0 0	0 2 0
021AL	0 0 0	1 1 0	30 86 56-	0 0 0	5 0 5+	59 52 7+	0 0 0	70 72 2-	1 4 3-	0 0 0	93 151 58-	0 0 0	13 4 9+
021RU	0 0 0	0 1 1-	28 85 57-	0 0 0	2 0 2+	44 41 3+	0 0 0	19 15 4+	0 0 0	0 0 0	82 118 36-	0 0 0	0 0 4+
021SO	0 0 0	0 1 1-	10 52 42-	0 0 0	0 0 0	5 9 4-	0 0 0	5 5 0	0 0 0	0 0 0	68 96 28-	0 0 0	0 0 1
021SP	0 0 0	0 0 0	18 33 15-	0 0 0	2 0 2+	39 32 7+	0 0 0	14 10 4+	0 0 0	0 0 0	14 22 8-	0 0 0	7 3 4+
021ZZ	0 0 0	1 0 1+	2 1 1+	0 0 0	3 0 3+	15 11 4+	0 0 0	51 57 6-	1 4 3-	0 0 0	11 33 22-	0 0 0	0 0 5+
02101	0 0 0	1 0 1+	2 1 1+	0 0 0	3 0 3+	15 11 4+	0 0 0	51 57 6-	1 4 3-	0 0 0	11 33 22-	0 0 0	0 0 5+
022AL	0 0 0	5 6 1-	14 43 29-	0 0 0	0 15 15-	51 43 12-	0 1 1-	54 48 6+	0 0 0	3 1 2+	66 46 20+	0 0 0	0 0 3+
022RU	0 0 0	5 6 1-	14 43 29-	0 0 0	0 15 15-	51 43 12-	0 1 1-	54 48 6+	0 0 0	3 1 2+	66 46 20+	0 0 0	0 0 3+
022SO	0 0 0	0 0 0	0 0 0	0 0 0	0 15 15-	0 1 1-	0 1 1-	0 0 0	0 0 0	0 0 0	0 0 0	0 0 0	0 0 0
022SP	0 0 0	5 6 1-	14 43 29-	0 0 0	0 0 0	51 62 11-	0 0 0	54 48 6+	0 0 0	3 1 2+	66 46 20+	0 0 0	0 0 3+

# PART II ARRESTS

## PART II ARRESTS BY CHARGE AND AGENCY TYPE

		JUVENILE	ADULTS	GRAND TOTAL	OTHER ASSAULTS	ARSON	FORGERY	FRAUD	EMBEZZLE	STOLEN PROPERTY	VANDAL	ILLEGAL WEAPONS	
LOGAN CTY	TOTAL	93	54	1106	1160	93	5	5	6	3	6	5	28
		92	126	1011	1137	104	3	7	24	0	18	14	25
	CHANGE		72-	95+	23+	11-	2+	2-	18-	3+	12-	9-	3+
	RURAL	93	19	653	672	82	0	5	6	3	6	3	9
		92	91	581	672	98	3	7	21	0	18	9	10
	CHANGE		72-	72+	0	16-	3-	2-	15-	3+	12-	6-	1-
	SHERIFF	93	0	132	132	9	0	3	5	3	1	0	4
		92	71	143	214	36	3	0	15	0	6	9	10
	CHANGE		71-	11-	82-	27-	3-	3+	10-	3+	5-	9-	6-
	STATE POLICE	93	19	521	540	73	0	2	1	0	5	3	5
		92	20	438	458	62	0	7	6	0	12	0	0
	CHANGE		1-	83+	82+	11+	0	5-	5-	0	7-	3+	5+
	MUNICIPAL	93	35	453	488	11	5	0	0	0	0	2	19
		92	35	430	465	6	5+	0	3	0	0	5	15
	CHANGE		0	23+	23+	5+	0	0	3-	0	0	3-	4+
	LOGAN PD	93	35	320	355	9	5	0	0	0	0	2	12
		92	28	262	290	4	0	0	2	0	0	5	10
	CHANGE		7+	58+	65+	5+	5+	0	2-	0	0	3-	2+
	HAN PD	93	0	29	29	1	0	0	0	0	0	0	4
		92	1	30	31	1	0	0	0	0	0	0	2
	CHANGE		1-	1-	2-	0	0	0	0	0	0	0	2+
	CHAPMANVILLE PD	93	0	104	104	1	0	0	0	0	0	0	3
		92	6	138	144	1	0	0	1	0	0	0	3
	CHANGE		6-	34-	40-	0	0	0	1-	0	0	0	0
	MITCHELL HEIGHTS PD	93	0	0	0	0	0	0	0	0	0	0	0
		92	0	0	0	0	0	0	0	0	0	0	0
	CHANGE		0	0	0	0	0	0	0	0	0	0	0
MCDONELL CTY	TOTAL	93	7	1174	1181	193	2	9	173	1	10	47	26
		92	15	853	868	244	6	5	82	0	7	40	35
	CHANGE		8-	321+	313+	51-	4-	4+	91+	1+	3+	7+	9-
	RURAL	93	3	1060	1063	188	1	8	173	1	6	47	25
		92	1	752	753	236	5	5	82	0	4	40	31
	CHANGE		2+	308+	310+	48-	4-	3+	91+	1+	2+	7+	6-
	SHERIFF	93	0	849	849	139	1	8	173	0	5	31	21
		92	0	616	616	204	5	5	82	0	5	38	24
	CHANGE		0	233+	233+	65-	4-	3+	91+	0	2+	7-	3-
	STATE POLICE	93	3	211	214	49	0	0	0	1	1	16	4
		92	1	136	137	32	0	0	0	0	1	2	7
	CHANGE		2+	75+	77+	17+	0	0	0	1+	0	14+	3-
	MUNICIPAL	93	4	114	118	5	1	1	0	0	4	0	1
		92	14	101	115	8	1	0	0	0	3	0	4
	CHANGE		10-	13+	3+	3-	0	1+	0	0	1+	0	3-
	HAR PD	93	0	0	0	0	0	0	0	0	0	0	0
		92	0	0	0	0	0	0	0	0	0	0	0
	CHANGE		0	0	0	0	0	0	0	0	0	0	0
	HELCH PD	93	0	96	96	3	1	1	0	0	4	0	1
		92	13	96	109	7	0	0	0	0	3	0	3
	CHANGE		13-	0	13-	4-	1+	1+	0	0	1+	0	2-
	NORTH FORM PD	93	4	8	12	0	0	0	0	0	0	0	0
		92	0	1	1	1	0	0	0	0	0	0	0
	CHANGE		4+	7+	11+	1-	0	0	0	0	0	0	0
	DAVY PD	93	0	1	1	0	0	0	0	0	0	0	0
		92	0	0	0	0	0	0	0	0	0	0	0
	CHANGE		0	1+	1+	0	0	0	0	0	0	0	0
	KIMBALL PD	93	0	9	9	2	0	0	0	0	0	0	0
		92	1	4	5	0	1	0	0	0	0	0	1
	CHANGE		1-	5+	4+	2+	1-	0	0	0	0	0	1-
MARION CTY	TOTAL	93	47	1060	1107	184	2	19	177	0	5	17	30
		92	15	814	829	120	1	27	25	3	7	5	24
	CHANGE		32+	246+	278+	64+	1+	8-	152+	3-	2-	12+	6+
	RURAL	93	13	432	445	91	0	4	167	0	0	10	7
		92	3	380	383	46	0	4	18	2	2	5	10
	CHANGE		10+	52+	62+	45+	0	0	149+	2-	2-	5+	3-
	SHERIFF	93	8	355	363	89	0	2	165	0	0	9	2
		92	1	243	244	42	0	2	16	2	1	4	6
	CHANGE		7+	112+	119+	47+	0	0	149+	2-	1-	5+	4-
	STATE POLICE	93	5	77	82	2	0	2	2	0	0	1	5
		92	2	137	139	4	0	2	2	0	1	1	4
	CHANGE		3+	60-	57-	2-	0	0	0	0	1-	0	1+
	MUNICIPAL	93	34	628	662	93	2	15	10	0	5	7	23
		92	12	434	446	74	1	23	7	1	5	0	14
	CHANGE		22+	194+	216+	19+	1+	8-	3+	1-	0	7+	9+
	FAIRMONT PD	93	32	601	633	90	0	15	10	0	5	7	22
		92	12	403	415	74	0	23	7	1	5	0	14
	CHANGE		20+	198+	218+	16+	1-	8-	3+	1-	0	7+	8+

# PART I ARRESTS

	COML VICE	SEX OFFENSES	NARCOTIC AND DRUG	PART II GAMBLING	ARRESTS BY CHARGE FAMILY OFFENSES	DRIVING UND INFL	AND AGENCY TYPE LIQUOR LAMS	DRUNK-ENNESS	DISORD CONDUCT	VAGRANCY	OTHER OFFENSES	SUSPICION	CURFEW LOITER	RUN-AWAYS
023AL	0	4	141	0	3	385	1	353	17	0	94	0	5	6
	0	12	68	0	1	297	3	354	24	0	156	0	3	24
	0	8-	73+	0	2+	88+	2-	1-	7-	0	62-	0	2+	18-
023RU	0	4	129	0	1	219	0	113	0	0	86	0	0	6
	0	12	46	0	0	161	0	113	3	0	147	0	0	24
	0	8-	83+	0	1+	58+	0	0	3-	0	61-	0	0	18-
02350	0	4	10	0	0	70	0	8	0	0	15	0	0	0
	0	5	8	0	0	39	0	8	3	0	51	0	0	21
	0	1-	2+	0	0	31+	0	0	3-	0	36-	0	0	21-
023SP	0	0	119	0	1	149	0	105	0	0	71	0	0	6
	0	7	38	0	0	122	0	105	0	0	96	0	0	3
	0	7-	81+	0	1+	27+	0	0	0	0	25-	0	0	3+
023ZZ	0	0	22	0	2	166	1	240	17	0	8	0	5	0
	0	0	10-	0	1	136	3	241	21	0	9	0	3	0
	0	0	10-	0	1+	30+	2-	1-	4-	0	1-	0	2+	0
02301	0	0	10	0	2	75	1	210	17	0	7	0	5	0
	0	0	7	0	1	55	3	179	15	0	6	0	3	0
	0	0	3+	0	1+	20+	2-	31+	2+	0	1+	0	2+	0
02302	0	0	1	0	0	19	0	4	0	0	0	0	0	0
	0	0	3	0	0	20	0	0	2	0	0	0	0	0
	0	0	2-	0	0	1-	0	4+	2-	0	3-	0	0	0
02303	0	0	1	0	0	72	0	26	0	0	1	0	0	0
	0	0	12	0	0	61	0	62	4	0	0	0	0	0
	0	0	11-	0	0	11+	0	36-	4-	0	1+	0	0	0
02306	0	0	0	0	0	0	0	0	0	0	0	0	0	0
	0	0	0	0	0	0	0	0	0	0	0	0	0	0
	0	0	0	0	0	0	0	0	0	0	0	0	0	0
024AL	0	4	50	0	0	238	3	14	18	0	330	0	0	3
	0	6	36	0	1	165	8	11	10	0	208	0	0	4
	0	2-	14+	0	1-	73+	5-	3+	8+	0	182+	0	0	1-
024RU	0	3	47	0	0	176	1	10	6	0	368	0	0	3
	0	6	31	0	1	106	6	5	3	0	192	0	0	0
	0	3-	16+	0	1-	70+	5-	5+	3+	0	176+	0	0	3+
02450	0	3	47	0	0	107	0	0	2	0	312	0	0	0
	0	5	29	0	1	34	2	0	2	0	182	0	0	0
	0	2-	18+	0	1-	73+	2-	0	0	0	130+	0	0	0
0245P	0	0	0	0	0	69	1	10	4	0	56	0	0	3
	0	1	2	0	0	72	4	5	1	0	10	0	0	0
	0	1-	2-	0	0	3-	3-	5+	3+	0	46+	0	0	3+
024ZZ	0	1	3	0	0	62	2	4	12	0	22	0	0	0
	0	0	5	0	0	59	2	6	7	0	16	0	0	4
	0	1+	2-	0	0	3+	0	2-	5+	0	6+	0	0	4-
02402	0	0	0	0	0	0	0	0	0	0	0	0	0	0
	0	0	0	0	0	0	0	0	0	0	0	0	0	0
	0	0	0	0	0	0	0	0	0	0	0	0	0	0
02403	0	0	2	0	0	59	1	0	10	0	14	0	0	0
	0	0	5-	0	0	57	2	5	7	0	16	0	0	4
	0	0	3-	0	0	2+	1-	5-	3+	0	2-	0	0	4-
02406	0	0	1	0	0	0	0	1	2	0	8	0	0	0
	0	0	0	0	0	0	0	0	0	0	0	0	0	0
	0	0	1+	0	0	0	0	1+	2+	0	8+	0	0	0
02407	0	0	0	0	0	1	0	0	0	0	0	0	0	0
	0	0	0	0	0	0	0	0	0	0	0	0	0	0
	0	0	0	0	0	1+	0	0	0	0	0	0	0	0
02408	0	1	0	0	0	2	1	3	0	0	0	0	0	0
	0	0	0	0	0	2	0	1	0	0	0	0	0	0
	0	1+	0	0	0	0	1+	2+	0	0	0	0	0	0
025AL	3	11	50	0	1	177	32	130	56	0	201	0	0	12
	4	8	22	2	5	285	0	115	49	4	119	0	0	4
	1-	3+	28+	2-	4-	108-	32+	15+	7+	4-	82+	0	0	8+
025RU	0	0	8	0	1	58	3	10	0	0	83	0	0	3
	0	2	13	0	4	173	0	16	0	0	88	0	0	0
	0	2-	5-	0	3-	115-	3+	6-	0	0	5-	0	0	3+
02550	0	0	1	0	0	15	0	4	0	0	73	0	0	3
	0	2	5	0	2	84	0	12	0	0	66	0	0	0
	0	2-	4-	0	2-	69-	0	8-	0	0	7+	0	0	3+
0255P	0	0	7	0	1	43	3	6	0	0	10	0	0	0
	0	0	8	0	2	89	0	4	0	0	22	0	0	0
	0	0	1-	0	1-	46-	3+	2+	0	0	12-	0	0	0
025ZZ	3	11	42	0	0	119	29	120	56	0	118	0	0	9
	4	6	9	2	1	112	0	99	49	4	31	0	0	4
	1-	5+	33+	2-	1-	7+	29+	21+	7+	4-	87+	0	0	5+
02501	3	10	42	0	0	102	29	116	55	0	118	0	0	9
	4	6	8	2	1	92	0	93	46	4	30	0	0	4
	1-	4+	34+	2-	1-	10+	29+	23+	9+	4-	88+	0	0	5+

# PART I ARRESTS

		PART II ARRESTS BY CHARGE AND AGENCY TYPE				ARSON	FORGERY	FRAUD	EMBEZZLE	STOLEN PROPERTY	VANDAL	ILLEGAL WEAPONS	
		JUVENILE	ADULTS	GRAND TOTAL	OTHER ASSAULTS								
MANNINGTON PD	93	2	27	29	3	2	0	0	0	0	1		
	92	0	31	31	0	0	0	0	0	0	0		
	CHANGE	2+	4-	2-	3+	2+	0	0	0	0	1+		
MONONGAH PD	93	0	0	0	0	0	0	0	0	0	0		
	92	0	0	0	0	0	0	0	0	0	0		
	CHANGE	0	0	0	0	0	0	0	0	0	0		
*****													
MARSHALL CTY	TOTAL	93	63	497	560	102	2	11	26	1	5	9	10
	92	54	534	588	80	0	5	51	0	10	2	11	4
	CHANGE	9+	37-	28-	22+	2+	4+	25-	1+	5-	7+	1-	1-
*****													
RURAL	93	23	206	229	56	2	9	22	0	3	2	7	4
	92	21	254	275	68	0	3	51	0	9	1	4	4
	CHANGE	2+	48-	46-	12-	2+	6+	29-	0	6-	1+	3+	0
SHERIFF	93	20	182	202	53	2	9	22	0	1	2	5	4
	92	21	224	245	64	0	3	49	0	8	1	4	4
	CHANGE	1-	42-	43-	11-	2+	6+	27-	0	7-	1+	1+	0
STATE POLICE	93	3	24	27	3	0	0	0	0	2	0	2	0
	92	0	30	30	4	0	0	2	0	1	0	0	0
	CHANGE	3+	6-	3-	1-	0	0	2-	0	1+	0	2+	0
MUNICIPAL	93	40	291	331	46	0	2	4	1	2	7	3	3
	92	33	280	313	12	0	2	0	0	1	1	7	4
	CHANGE	7+	11+	18+	34+	0	0	4+	1+	1+	6+	4-	0
BERHOOD PD	93	2	33	35	3	0	0	1	0	2	0	0	0
	92	0	30	30	2	0	0	0	0	0	0	1	0
	CHANGE	2+	3+	5+	1+	0	0	1+	0	2+	0	1-	0
CAMERON PD	93	1	11	12	0	0	0	0	0	0	0	0	0
	92	3	9	12	0	0	0	0	0	0	0	0	0
	CHANGE	2-	2+	0	0	0	0	0	0	0	0	0	0
GLEN DALE PD	93	13	64	77	3	0	1	0	0	0	0	1	0
	92	15	51	66	0	0	0	0	0	0	1	0	0
	CHANGE	2-	13+	11+	3+	0	1+	0	0	0	1-	1+	0
MCMECHAN PD	93	16	46	62	1	0	0	0	1	0	7	1	0
	92	0	18	18	0	0	0	0	0	0	0	0	0
	CHANGE	16+	28+	44+	1+	0	0	0	1+	0	7+	1+	0
MOUNDSVILLE PD	93	8	137	145	39	0	1	3	0	0	0	1	0
	92	15	172	187	10	0	2	0	0	1	0	6	5
	CHANGE	7-	35-	42-	29+	0	1-	3+	0	1-	0	5-	0
*****													
MASON CTY	TOTAL	93	25	473	498	104	1	12	45	0	5	10	5
	92	43	595	638	138	0	7	65	0	1	15	8	5
	CHANGE	18-	122-	140-	34-	1+	5+	20-	0	4+	5-	3-	0
*****													
RURAL	93	17	330	347	93	1	12	45	0	4	4	2	6
	92	30	423	453	128	0	4	65	0	0	6	6	6
	CHANGE	13-	93-	106-	35-	1+	8+	20-	0	4+	2-	4-	0
SHERIFF	93	13	289	302	87	1	6	44	0	4	0	1	1
	92	24	358	382	100	0	3	65	0	0	0	2	0
	CHANGE	11-	69-	80-	13-	1+	3+	21-	0	4+	0	1-	0
STATE POLICE	93	4	41	45	6	0	6	1	0	0	4	1	0
	92	6	65	71	28	0	1	0	0	0	6	4	0
	CHANGE	2-	24-	26-	22-	0	5+	1+	0	0	2-	3-	0
MUNICIPAL	93	8	143	151	11	0	0	0	0	1	6	3	3
	92	13	172	185	10	0	3	0	0	1	9	2	0
	CHANGE	5-	29-	34-	1+	0	3-	0	0	0	3-	1+	0
POINT PLEASANT PD	93	8	109	117	11	0	0	0	0	1	6	3	0
	92	13	123	136	9	0	3	0	0	1	9	1	0
	CHANGE	5-	14-	19-	2+	0	3-	0	0	0	3-	2+	0
NEM HAVEN PD	93	0	7	7	0	0	0	0	0	0	0	0	0
	92	0	18	18	0	0	0	0	0	0	0	1	0
	CHANGE	0	11-	11-	0	0	0	0	0	0	0	1-	0
MASON PD	93	0	27	27	0	0	0	0	0	0	0	0	0
	92	0	31	31	1	0	0	0	0	0	0	0	0
	CHANGE	0	4-	4-	1-	0	0	0	0	0	0	0	0
*****													
MERCER CTY	TOTAL	93	247	2094	2341	238	4	20	353	3	12	92	77
	92	217	2696	2913	460	0	13	406	5	20	157	93	77
	CHANGE	30+	602-	572-	222-	4+	7+	53-	2-	8-	65-	16-	0
*****													
RURAL	93	185	1379	1564	205	1	15	351	2	8	92	55	55
	92	163	1813	1976	451	0	9	405	5	18	156	65	65
	CHANGE	22+	434-	412-	246-	1+	6+	54-	3-	10-	64-	10-	0
SHERIFF	93	182	1109	1291	185	1	14	351	1	8	81	46	46
	92	162	1657	1819	448	0	7	405	4	14	156	61	61
	CHANGE	20+	548-	528-	263-	1+	7+	54-	3-	6-	73-	15-	0
STATE POLICE	93	3	270	273	20	0	1	0	1	0	11	9	0
	92	1	156	157	3	0	2	0	1	4	2	4	0
	CHANGE	2+	114+	116+	17+	0	1-	0	0	4-	9+	5+	0
MUNICIPAL	93	62	715	777	33	3	5	2	1	4	0	22	0
	92	54	883	937	9	0	4	1	0	2	1	78	0
	CHANGE	8+	168-	160-	24+	3+	1+	1+	1+	2+	1-	6-	0

# PART II ARRESTS

	COML VICE	SEX OFFENSES	NARCOTIC AND DRUG	PART II GAMBLING	ARRESTS BY CHARGE FAMILY OFFENSES	DRIVING UND INFL	AND AGENCY LIQUOR LAWS	TYPE DRUNK- ENNESS	DISORD CONDUCT	VAGRANCY	OTHER OFFENSES	SUSPICION	CURFEW LOITER	RUII- AWAYS
02502	0	1	0	0	0	17	0	4	1	0	0	0	0	0
	0	0	1	0	0	20	0	6	3	0	1	0	0	0
	0	1+	1-	0	0	3-	0	2-	2-	0	1-	0	0	0
02504	0	0	0	0	0	0	0	0	0	0	0	0	0	0
	0	0	0	0	0	0	0	0	0	0	0	0	0	0
	0	0	0	0	0	0	0	0	0	0	0	0	0	0
*****														
026AL	0	7	13	0	4	148	2	77	53	2	50	0	8	30
	0	4	8	3	0	141	3	59	101	0	70	0	15	25
	0	3+	5+	3-	4+	7+	1-	18+	48-	2+	20-	0	7-	5+
*****														
026RU	0	4	3	0	3	47	1	3	0	0	45	0	0	22
	0	4	5	0	0	49	3	7	0	0	60	0	1	10
	0	0	2-	0	3+	2-	2-	4-	0	0	15-	0	1-	12+
026S0	0	4	3	0	2	37	1	2	0	0	40	0	0	19
	0	4	4	0	0	29	3	7	0	0	58	0	1	10
	0	0	1-	0	2+	8+	2-	5-	0	0	18-	0	1-	9+
026SP	0	0	0	0	1	10	0	1	0	0	5	0	0	3
	0	0	1	0	0	20	0	0	0	0	2	0	0	0
	0	0	1-	0	1+	10-	0	1+	0	0	3+	0	0	3+
026ZZ	0	3	10	0	1	101	1	74	53	2	5	0	8	8
	0	0	3	3	0	92	0	52	101	0	10	0	14	15
	0	3+	7+	3-	1+	9+	1+	22+	48-	2+	5-	0	6-	7-
02601	0	0	2	0	0	8	1	12	2	0	4	0	0	0
	0	0	0	0	0	12	0	12	1	0	2	0	0	0
	0	0	2+	0	0	4-	1+	0	1+	0	2+	0	0	0
02602	0	0	0	0	0	4	0	7	0	0	0	0	0	1
	0	0	0	0	0	0	0	2	0	0	3	0	0	3
	0	0	0	0	0	4+	0	5+	2-	0	5-	0	0	2-
02603	0	0	3	0	0	58	0	1	0	2	1	0	3	4
	0	0	0	0	0	44	0	2	4	0	4	0	5	8
	0	0	3+	0	0	14+	0	1-	4-	2+	1-	0	2-	4-
02604	0	1	0	0	0	17	0	24	5	0	0	0	3	2
	0	0	1	0	0	5	0	11	1	0	0	0	0	0
	0	1+	1-	0	0	12+	0	13+	4+	0	0	0	3+	2+
02605	0	2	5	0	1	14	0	30	46	0	0	0	2	1
	0	0	2	3	0	31	0	25	93	0	1	0	9	4
	0	2+	3+	3-	1+	17-	0	5+	47-	0	1-	0	7-	3-
*****														
027AL	0	0	4	0	0	101	1	42	3	0	135	0	0	10
	0	0	7	0	0	95	0	89	12	0	176	0	0	25
	0	0	3-	0	0	6+	1+	27-	9-	0	41-	0	0	15-
*****														
027RU	0	0	2	0	0	48	0	14	0	0	112	0	0	10
	0	0	4	0	0	33	0	32	0	0	150	0	0	25
	0	0	2-	0	0	15+	0	18-	0	0	38-	0	0	15-
027S0	0	0	2	0	0	43	0	10	0	0	94	0	0	10
	0	0	0	0	0	26	0	24	0	0	136	0	0	24
	0	0	0	0	0	17+	0	14-	0	0	42-	0	0	14-
027SP	0	0	0	0	0	5	0	4	0	0	18	0	0	0
	0	0	2	0	0	7	0	8	0	0	14	0	0	1
	0	0	2-	0	0	2-	0	4-	0	0	4+	0	0	1-
027ZZ	0	0	2	0	0	53	1	48	3	0	23	0	0	0
	0	0	3	0	0	62	0	57	12	0	26	0	0	0
	0	0	1-	0	0	9-	1+	9-	9-	0	3-	0	0	0
02701	0	0	1	0	0	32	1	47	3	0	12	0	0	0
	0	0	2	0	0	35	0	53	10	0	13	0	0	0
	0	0	1-	0	0	3-	1+	6-	7-	0	1-	0	0	0
02702	0	0	0	0	0	7	0	0	0	0	0	0	0	0
	0	0	1	0	0	14	0	0	2	0	0	0	0	0
	0	0	1-	0	0	7-	0	0	2-	0	0	0	0	0
02703	0	0	1	0	0	14	0	1	0	0	11	0	0	0
	0	0	0	0	0	13	0	4	0	0	13	0	0	0
	0	0	1+	0	0	1+	0	3-	0	0	2-	0	0	0
*****														
028AL	0	6	15	1	15	512	8	52	384	0	470	0	2	77
	0	27	21	2	22	581	5	34	418	1	579	0	0	69
	0	21-	6-	1-	7-	69-	3+	18+	34-	1-	109-	0	2+	8+
*****														
028RU	0	4	4	0	15	288	5	41	50	0	354	0	0	74
	0	24	8	0	22	236	5	15	23	0	471	0	0	68
	0	20-	4-	0	7-	52+	5+	26+	27+	0	117-	0	0	6+
028S0	0	4	2	0	15	201	0	2	37	0	270	0	0	73
	0	24	0	0	22	151	0	1	16	0	444	0	0	68
	0	20-	2+	0	7-	50+	0	1+	21+	0	174-	0	0	5+
028SP	0	0	2	0	0	87	5	39	13	0	84	0	0	1
	0	0	8	0	0	85	0	14	7	0	27	0	0	0
	0	0	6-	0	0	2+	5+	25+	6+	0	57+	0	0	1+
028ZZ	0	2	11	1	0	224	3	11	334	0	116	0	2	3
	0	3	13	2	0	345	5	19	395	1	108	0	0	1
	0	1-	2-	1-	0	121-	2-	8-	61-	1-	8+	0	2+	2+

# PART II ARRESTS

		PART II ARRESTS BY CHARGE AND GRAND TOTAL			AGENCY TYPE OTHER ASSAULTS	ARSON	FORGERY	FRAUD	EHBEZZLE	STOLEN PROPERTY	VANDAL	ILLEGAL WEAPONS
		JUVENILE	ADULTS	GRAND TOTAL								
BLUEFIELD PD	93	36	342	378	14	1	2	2	0	1	0	8
	92	30	569	599	3	0	1	0	0	0	0	20
	CHANGE	6+	227-	221-	11+	1+	1+	2+	0	1+	0	12-
PRINCETON PD	93	26	368	394	19	2	3	0	1	3	0	14
	92	22	313	335	6	0	3	1	0	2	1	8
	CHANGE	4+	55+	59+	13+	2+	0	1-	1+	1+	1-	6+
CONCORD COL SECURITY	93	0	5	5	0	0	0	0	0	0	0	0
	92	2	1	3	0	0	0	0	0	0	0	0
	CHANGE	2-	4+	2+	0	0	0	0	0	0	0	0
*****												
MINERAL CTY	TOTAL	93	175	663	838	203	2	3	26	0	11	43
	92	138	656	794	164	3	2	31	0	4	61	
	CHANGE	37+	7+	44+	39+	1-	1+	5-	0	7+	18-	
*****												
RURAL	93	96	379	475	139	2	0	26	0	11	25	
	92	69	418	487	124	1	2	31	0	1	39	
	CHANGE	27+	39-	12-	15+	1+	2-	5-	0	10+	14-	
SHERIFF	93	72	215	287	134	2	0	13	0	5	8	
	92	35	264	299	113	1	1	28	0	0	21	
	CHANGE	37+	49-	12-	21+	1+	1-	15-	0	5+	13-	
STATE POLICE	93	24	164	188	5	0	0	13	0	6	17	
	92	34	154	188	11	0	1	3	0	1	18	
	CHANGE	10-	10+	0	6-	0	1-	10+	0	5+	1-	
MUNICIPAL	93	79	284	363	64	0	3	0	0	0	18	
	92	69	238	307	40	2	0	0	0	3	22	
	CHANGE	10+	46+	56+	24+	2-	3+	0	0	3-	4-	
KEYSER PD	93	36	266	302	47	0	3	0	0	0	12	
	92	19	213	232	22	0	0	0	0	2	5	
	CHANGE	17+	53+	70+	25+	0	3+	0	0	2-	7+	
PIEDMONT PD	93	43	18	61	17	0	0	0	0	0	6	
	92	50	25	75	18	2	0	0	0	1	17	
	CHANGE	7-	7-	14-	1-	2-	0	0	0	1-	11-	
*****												
MINGO CTY	TOTAL	93	33	615	648	104	10	4	12	0	1	
	92	10	697	707	171	9	1	18	4	13	20	
	CHANGE	23+	82-	59-	67-	1+	3+	6-	4-	12-	3-	
*****												
RURAL	93	6	346	352	75	7	2	12	0	1	9	
	92	6	433	439	160	3	1	18	4	12	23	
	CHANGE	0	87-	87-	85-	4+	1+	6-	4-	11-	14-	
SHERIFF	93	2	249	251	60	1	2	8	0	0	7	
	92	0	362	362	145	2	0	17	0	5	19	
	CHANGE	2+	113-	111-	85-	1-	2+	9-	0	5-	12-	
STATE POLICE	93	4	97	101	15	6	0	4	0	1	2	
	92	6	71	77	15	1	1	7	4	7	4	
	CHANGE	2-	26+	24+	0	5+	1-	3+	4-	6-	2-	
MUNICIPAL	93	27	269	296	29	3	2	0	0	0	11	
	92	4	264	268	11	6	0	0	0	1	0	
	CHANGE	23+	5+	28+	18+	3-	2+	0	0	1-	11+	
HILLIAMSON PD	93	0	147	147	18	0	0	0	0	0	1	
	92	0	127	127	9	0	0	0	0	0	0	
	CHANGE	0	20+	20+	9+	0	0	0	0	0	1+	
KERMIT PD	93	17	57	74	6	0	2	0	0	0	8	
	92	0	22	22	0	2	0	0	0	0	2	
	CHANGE	17+	35+	52+	6+	2-	2+	0	0	0	8+	
DELBARTON PD	93	10	33	43	5	3	0	0	0	0	2	
	92	4	68	72	2	4	0	0	0	1	0	
	CHANGE	6+	35-	29-	3+	1-	0	0	0	1-	2+	
MATEMAN PD	93	0	32	32	0	0	0	0	0	0	0	
	92	0	47	47	0	0	0	0	0	0	0	
	CHANGE	0	15-	15-	0	0	0	0	0	0	0	
*****												
MONONGALIA CTY	TOTAL	93	221	1346	1567	185	10	11	88	14	20	
	92	150	1329	1479	124	9	11	70	4	32	50	
	CHANGE	71+	17+	88+	61+	1+	0	18+	10+	12-	12-	
*****												
RURAL	93	4	538	542	70	0	9	75	11	2	1	
	92	9	408	417	54	0	6	60	1	9	0	
	CHANGE	5-	130+	125+	16+	0	3+	15+	10+	7-	1+	
SHERIFF	93	3	280	283	30	0	4	70	10	1	1	
	92	4	240	244	34	0	2	54	0	2	0	
	CHANGE	1-	40+	39+	4-	0	2+	16+	10+	1-	1+	
STATE POLICE	93	1	258	259	40	0	5	5	1	1	0	
	92	5	168	173	20	0	4	6	1	7	0	
	CHANGE	4-	90+	86+	20+	0	1+	1-	0	6-	0	
MUNICIPAL	93	217	808	1025	115	10	2	13	3	18	49	
	92	141	921	1062	70	9	5	10	3	23	62	
	CHANGE	76+	113-	37-	45+	1+	3-	3+	0	5-	13-	
MORGANTOMM PD	93	74	462	536	85	4	2	10	3	12	40	
	92	101	510	611	49	7	1	9	3	11	45	
	CHANGE	27-	48-	75-	36+	3-	1+	1+	0	1+	5-	

# PART II ARRESTS

	COML VICE	SEX OFFENSES	PART II NARCOTIC AND DRUG	GAMBLING	ARRESTS FAMILY OFFENSES	BY CHARGE DRIVING UND INFL	AND AGENCY LIQUOR LAWS	TYPE DRUUK- ENHES	DISORD CONDUCT	VAGRANCY	OTHER OFFENSES	SUSPICION	CURFEN LOITER	RUH- AIAYS
02802	0 0 0	0 1 1-	1 5 4-	1 1 0	0 0 0	122 254 132-	3 5 2-	9 11 2-	180 265 85-	0 1 1-	29 32 3-	0 0 2+	3 0 3+	
02803	0 0 0	2 0 0	5 8 3-	1 1 0	0 0 0	102 89 13+	0 0 0	2 8 6-	154 130 24+	0 0 0	87 75 12+	0 0 0	0 1 1-	
02806	0 0 0	0 0 0	5 0 5+	0 0 0	0 0 0	0 2 2-	0 0 0	0 0 0	0 0 0	0 0 0	1 1 1-	0 0 0	0 0 0	
*****														
029AL	0 1 1-	3 5 2-	39 28 11+	0 0 0	0 0 0	112 127 15-	60 29 31+	59 73 14-	34 52 18-	0 0 0	169 165 4+	0 0 0	0 0 0	58 33 25+
*****														
029RU	0 0 0	3 2 1+	28 11 17+	0 0 0	0 0 0	51 68 17-	1 0 1+	13 37 24-	4 6 2-	0 0 0	108 127 19-	0 0 0	0 0 0	49 27 22+
029S0	0 0 0	0 2 2-	12 6 6+	0 0 0	0 0 0	5 5 0	1 0 1+	5 5 0	0 2 2-	0 0 0	62 95 33-	0 0 0	0 0 0	28 12 16+
029SP	0 0 0	3 0 3+	16 5 11+	0 0 0	0 0 0	46 63 17-	0 0 0	8 32 24-	4 4 0	0 0 0	46 32 14+	0 0 0	0 0 0	21 15 6+
029ZZ	0 1 1-	0 3 3-	11 17 6-	0 0 0	0 0 0	61 59 2+	59 29 30+	46 36 10+	30 46 16-	0 0 0	61 38 23+	0 0 0	0 0 0	9 6 3+
02901	0 0 0	0 3 3-	11 14 3-	0 0 0	0 0 0	60 59 1+	59 28 31+	44 34 10+	7 26 19-	0 0 0	52 29 23+	0 0 0	0 0 0	6 5 1+
02902	0 1 1-	0 0 0	0 3 3-	0 0 0	0 0 0	1 0 1+	0 1 1-	2 2 0	23 20 3+	0 0 0	9 9 0	0 0 0	0 0 0	3 1 2+
*****														
030AL	0 0 0	0 1 1-	25 14 11+	0 0 0	9 6 3+	194 179 15+	10 3 7+	142 121 21+	18 49 31-	1 3 2-	59 52 7+	0 0 0	0 0 0	9 0 9+
*****														
030RU	0 0 0	0 1 1-	22 11 11+	0 0 0	1 6 5-	124 110 14+	0 0 0	28 13 15+	0 0 0	1 3 2-	48 38 10+	0 0 0	0 0 0	2 0 2+
030S0	0 0 0	0 1 1-	11 7 4+	0 0 0	1 1 0	102 93 9+	0 0 0	3 10 7-	0 0 0	1 3 2-	38 28 10+	0 0 0	0 0 0	2 0 2+
030SP	0 0 0	0 0 0	11 4 7+	0 0 0	0 5 5-	22 17 5+	0 0 0	25 3 22+	0 0 0	0 0 0	10 10 0	0 0 0	0 0 0	0 0 0
030ZZ	0 0 0	0 0 0	3 3 0	0 0 0	8 8+	70 69 1+	10 3 7+	114 108 6+	18 49 31-	0 0 0	11 14 3-	0 0 0	0 0 0	7 0 7+
03002	0 0 0	0 0 0	0 0 0	0 0 0	0 0 0	29 27 2+	6 0 6+	65 50 15+	11 32 21-	0 0 0	9 6 3+	0 0 0	0 0 0	0 0 0
03003	0 0 0	0 0 0	3 0 3+	0 0 0	8 8+	28 19 9+	4 0 4+	2 0 2+	4 0 4+	0 0 0	0 0 0	0 0 0	0 0 0	7 0 7+
03004	0 0 0	0 0 0	0 3 3-	0 0 0	0 0 0	6 12 6-	0 0 0	23 36 13-	2 6 4-	0 0 0	2 8 6-	0 0 0	0 0 0	0 0 0
03005	0 0 0	0 0 0	0 0 0	0 0 0	0 0 0	7 11 4-	0 3 3-	24 22 2+	1 11 10-	0 0 0	0 0 0	0 0 0	0 0 0	0 0 0
*****														
031AL	1 0 1+	17 13 4+	37 37 0	0 0 0	6 6 0	457 456 1+	34 34 0	142 233 91-	89 86 3+	3 0 3+	249 248 1+	0 0 0	100 8 92+	26 29 3-
*****														
031RU	0 0 0	4 4 0	10 7 3+	0 0 0	4 1 3+	220 125 95+	1 2 1-	18 24 6-	1 2 1-	0 0 0	108 106 2+	0 0 0	0 0 0	0 4 4-
031S0	0 0 0	0 4 4-	4 3 1+	0 0 0	3 0 3+	65 43 22+	1 0 0	9 7 2+	1 2 1-	0 0 0	81 80 1+	0 0 0	0 0 0	0 2 2-
031SP	0 0 0	4 0 4+	6 4 2+	0 0 0	1 1 0	155 82 73+	0 1 1-	9 17 8-	0 0 0	0 0 0	27 26 1+	0 0 0	0 0 0	0 2 2-
031ZZ	1 0 1+	13 9 4+	27 30 3-	0 0 0	2 5 3-	237 331 94-	33 32 1+	124 209 85-	88 84 4+	3 0 3+	141 142 1-	0 0 0	100 8 92+	26 25 1+
03101	0 0 0	6 8 2-	16 22 6-	0 0 0	1 5 4-	177 278 101-	2 3 1-	64 67 3-	42 37 5+	0 0 0	53 41 12+	0 0 0	0 0 0	9 20 11-

# PART II ARRESTS

		PART II ARRESTS BY CHARGE AND AGENCY TYPE			ARSON	FORGERY	FRAUD	EMBEZZLE	STOLEN PROPERTY	VANDAL	ILLEGAL WEAPONS
		JUVENILE	ADULTS	GRAND TOTAL	OTHER ASSAULTS						
STAR CITY PD	93	2	79	81	3	0	0	0	0	2	0
	92	13	100	113	8	2	0	0	1	7	0
	CHANGE	11-	21-	32-	5-	2-	0	1-	0	5-	0
WESTOVER PD	93	117	73	190	7	6	0	3	5	0	6
	92	21	56	77	5	0	1	0	3	2	0
	CHANGE	96+	17+	113+	2+	6+	1-	3+	0	2-	6+
HVU SECURITY POLICE	93	4	130	134	14	0	0	0	1	7	1
	92	3	187	190	8	0	0	0	7	8	0
	CHANGE	1+	57-	56-	6+	0	0	0	6-	1-	1+
GRANVILLE PD	93	20	64	84	6	0	0	0	0	0	3
	92	3	68	71	0	0	3	0	1	0	0
	CHANGE	17+	4-	13+	6+	0	3-	0	1-	0	3+
*****											
MONROE CTY	TOTAL	93	6	276	282	40	1	69	0	2	13
	92	13	429	442	49	0	85	1	4	12	22
	CHANGE	7-	153-	160-	9-	0	1+	16-	1-	9-	9-
*****											
	RURAL	93	3	203	206	30	1	69	0	2	9
	92	1	276	277	44	0	85	1	1	5	21
	CHANGE	2+	73-	71-	14-	0	1+	16-	1-	2-	12-
	SHERIFF	93	0	140	140	18	1	60	0	1	8
	92	1	178	179	34	0	51	0	0	5	20
	CHANGE	1-	38-	39-	16-	0	1+	9+	0	3-	12-
	STATE POLICE	93	3	63	66	12	0	9	0	1	1
	92	0	98	98	10	0	34	1	1	0	1
	CHANGE	3+	35-	32-	2+	0	0	25-	1-	0	0
	MUNICIPAL	93	3	73	76	10	0	0	0	0	4
	92	12	153	165	5	0	0	0	3	7	1
	CHANGE	9-	80-	89-	5+	0	0	0	3-	7-	3+
ALDERSON PD	93	3	73	76	10	0	0	0	0	0	4
	92	12	153	165	5	0	0	0	3	7	1
	CHANGE	9-	80-	89-	5+	0	0	0	3-	7-	3+
*****											
MORGAN CTY	TOTAL	93	8	148	156	39	4	9	0	1	8
	92	6	93	99	20	2	14	0	2	4	9
	CHANGE	2+	55+	57+	19+	2-	4+	5-	0	1-	1-
*****											
	RURAL	93	8	148	156	39	4	9	0	1	8
	92	6	93	99	20	2	14	0	2	4	9
	CHANGE	2+	55+	57+	19+	2-	4+	5-	0	1-	1-
	SHERIFF	93	4	52	56	17	1	0	0	0	4
	92	1	6	7	0	0	0	0	0	0	7
	CHANGE	3+	46+	49+	17+	0	1+	0	0	0	3-
	STATE POLICE	93	4	96	100	22	3	9	0	1	4
	92	5	87	92	20	2	14	0	2	7	2
	CHANGE	1-	9+	8+	2+	2-	3+	5-	0	3-	2+
*****											
NICHOLAS CTY	TOTAL	93	28	698	726	35	15	74	1	1	7
	92	45	981	946	61	2	79	10	7	11	9
	CHANGE	17-	203-	220-	26-	1-	13+	5-	9-	6-	2-
*****											
	RURAL	93	20	414	434	28	13	74	1	1	5
	92	35	486	521	49	2	76	10	5	11	8
	CHANGE	15-	72-	87-	21-	1-	11+	2-	9-	4-	3-
	SHERIFF	93	19	382	401	27	12	71	0	1	5
	92	35	443	478	44	3	75	10	2	11	8
	CHANGE	16-	61-	77-	17-	1-	12+	4-	10-	1-	3-
	STATE POLICE	93	1	32	33	1	1	3	1	0	0
	92	0	43	43	5	0	2	1	3	0	0
	CHANGE	1+	11-	10-	4-	0	1-	2+	1+	3-	0
	MUNICIPAL	93	8	284	292	7	2	0	0	0	2
	92	10	415	425	12	0	3	0	2	0	1
	CHANGE	2-	131-	133-	5-	0	2+	3-	0	2-	1+
RICHMOOD PD	93	0	98	98	2	0	0	0	0	0	0
	92	2	175	177	5	0	0	0	0	0	1
	CHANGE	2-	77-	79-	3-	0	0	0	0	0	1-
SUMMERSVILLE PD	93	8	186	194	5	0	2	0	0	0	2
	92	8	240	248	7	0	3	0	2	0	0
	CHANGE	0	54-	54-	2-	0	2+	3-	0	2-	2+
*****											
OHIO CTY	TOTAL	93	190	959	1149	156	7	37	3	23	48
	92	284	1008	1292	148	3	20	5	28	49	63
	CHANGE	94-	49-	143-	8+	2-	13-	58-	2-	5-	15-
*****											
	RURAL	93	1	309	310	57	0	1	2	3	1
	92	30	324	354	48	0	6	49	5	11	11
	CHANGE	29-	15-	44-	9+	0	6-	48-	3-	4-	10-
	SHERIFF	93	0	233	233	52	0	1	1	7	0
	92	30	255	285	41	0	5	46	5	11	10
	CHANGE	30-	22-	52-	11+	0	5-	45-	4-	4-	10-



# PART II ARRESTS

	COML VICE	SEX OFFENSES	MARCOTIC AND DRUG	GAMBLING	ARRESTS BY CHARGE FAMILY OFFENSES	DRIVING UND INFL	LIQUOR LAHS	AGENCY TYPE DRUNK-ENHES	DISORD CONDUCT	VAGRANCY	OTHER OFFENSES	SUSPICION	CURFEM LOITER	RUN-AWAYS
03103	0	0	0	0	0	11	28	7	15	0	15	0	0	0
	0	0	0	0	0	19	28	10	12	0	25	0	0	0
	0	0	0	0	0	8-	0	3-	3+	0	10-	0	0	0
03104	0	0	0	0	1	24	3	4	18	3	11	0	84	15
	0	0	1	0	0	5	1	28	13	0	7	0	8	3
	0	0	1-	0	1+	19+	2+	24-	5+	3+	4+	0	76+	12+
03106	1	7	8	0	0	0	0	45	9	0	41	0	0	0
	0	1	7	0	0	0	0	75	13	0	69	0	0	2
	1+	6+	1+	0	0	0	0	30-	4-	0	28-	0	0	2-
03109	0	0	3	0	0	25	0	4	4	0	21	0	16	2
	0	0	0	0	0	29	0	29	9	0	0	0	0	0
	0	0	3+	0	0	4-	0	25-	5-	0	21+	0	16+	2+
*****														
032AL	0	10	8	0	6	70	1	11	4	0	44	0	0	0
	0	1	4	0	1	44	0	100	29	2	86	2	0	0
	0	9+	4+	0	5+	26+	1+	89-	25-	2-	42-	2-	0	0
*****														
032RU	0	10	6	0	5	23	1	2	2	0	43	0	0	0
	0	1	4	0	1	20	0	3	4	0	85	2	0	0
	0	9+	2+	0	4+	3+	1+	1-	2-	0	42-	2-	0	0
032S0	0	1	4	0	5	7	1	1	2	0	29	0	0	0
	0	1	4	0	1	4	0	1	4	0	57	2	0	0
	0	1+	4+	0	4+	3+	1+	0	2-	0	28-	2-	0	0
032SP	0	9	2	0	0	16	0	1	0	0	14	0	0	0
	0	1	2	0	0	16	0	2	0	0	28	0	0	0
	0	8+	2-	0	0	0	0	1-	0	0	14-	0	0	0
032ZZ	0	0	2	0	1	47	0	9	2	0	1	0	0	0
	0	0	0	0	0	24	0	97	25	2	1	0	0	0
	0	0	2+	0	1+	23+	0	88-	23-	2-	0	0	0	0
03201	0	0	2	0	1	47	0	9	2	0	1	0	0	0
	0	0	0	0	0	24	0	97	25	2	1	0	0	0
	0	0	2+	0	1+	23+	0	88-	23-	2-	0	0	0	0
*****														
033AL	0	5	2	0	0	32	0	7	0	0	45	0	0	0
	0	1	0	0	0	12	0	7	0	0	25	0	0	0
	0	4+	2+	0	0	20+	0	0	0	0	20+	0	0	0
*****														
033RU	0	5	2	0	0	32	0	7	0	0	45	0	0	0
	0	1	0	0	0	12	0	7	0	0	25	0	0	0
	0	4+	2+	0	0	20+	0	0	0	0	20+	0	0	0
033S0	0	1	0	0	0	7	0	1	0	0	25	0	0	0
	0	1	0	0	0	0	0	0	0	0	25	0	0	0
	0	1+	0	0	0	7+	0	1+	0	0	25+	0	0	0
033SP	0	4	2	0	0	25	0	6	0	0	20	0	0	0
	0	1	0	0	0	12	0	7	0	0	25	0	0	0
	0	3+	2+	0	0	13+	0	1-	0	0	5-	0	0	0
*****														
034AL	0	0	43	0	0	153	12	232	16	5	111	0	0	15
	0	5	39	0	4	220	2	296	24	0	146	0	0	28
	0	5-	4+	0	4-	67-	10+	64-	8-	5+	35-	0	0	13-
*****														
034RU	0	0	29	0	0	77	6	91	0	4	84	0	0	15
	0	5	29	0	0	113	0	66	0	0	119	0	0	25
	0	5-	0	0	0	36-	6+	25+	0	4+	35-	0	0	10-
034S0	0	0	20	0	0	63	6	90	0	4	82	0	0	15
	0	3	21	0	0	100	0	65	0	0	111	0	0	25
	0	3-	1-	0	0	37-	6+	25+	0	4+	29-	0	0	10-
034SP	0	0	9	0	0	14	0	1	0	0	2	0	0	0
	0	2	8	0	0	13	0	1	0	0	8	0	0	0
	0	2-	1+	0	0	1+	0	0	0	0	6-	0	0	0
034ZZ	0	0	14	0	0	76	6	141	16	1	27	0	0	0
	0	0	10	0	4	107	2	230	24	0	27	0	0	3
	0	0	4+	0	4-	31-	4+	89-	8-	1+	0	0	0	3-
03401	0	0	0	0	0	22	4	54	15	1	0	0	0	0
	0	0	1	0	0	25	1	118	23	0	0	0	0	0
	0	0	1-	0	3-	3-	3+	64-	8-	1+	0	0	0	0
03402	0	0	14	0	0	54	2	87	1	0	27	0	0	0
	0	0	9	0	1	82	1	112	1	0	27	0	0	3
	0	0	5+	0	1-	28-	1+	25-	0	0	0	0	0	3-
*****														
035AL	4	16	59	0	6	210	12	86	125	0	212	0	41	41
	10	11	28	0	9	166	43	110	126	1	236	0	73	68
	6-	5+	31+	0	3-	44+	31-	24-	1-	1-	24-	0	32-	27-
*****														
035RU	0	2	5	0	0	123	0	3	3	0	103	0	0	0
	1	4	4	0	0	70	0	9	2	0	110	0	0	18
	1-	2-	1+	0	6-	53+	0	6-	1+	0	7-	0	0	18-
035S0	0	2	4	0	0	66	0	1	3	0	95	0	0	0
	1	4	3	0	0	36	0	8	2	0	89	0	0	18
	1-	2-	1+	0	6-	30+	0	7-	1+	0	6+	0	0	18-

# PART II ARRESTS

		PART II ARRESTS BY CHARGE			AGENCY TYPE		ARSON	FORGERY	FRAUD	EMBEZZLE	STOLEN PROPERTY	VANDAL	ILLEGAL WEAPONS
		JUVENILE	ADULTS	GRAND TOTAL	OTHER ASSAULTS								
STATE POLICE	93	1	76	77	5	0	0	0	1	0	2	1	
	92	0	69	69	7	0	1	3	0	0	0	1	
	CHANGE	1+	7+	8+	2-	0	1-	3-	1+	0	2+	0	
MUNICIPAL	93	189	650	839	99	1	7	36	1	16	59	47	
	92	254	684	938	100	3	14	46	0	17	49	52	
	CHANGE	65-	34-	99-	1-	2-	7-	10-	1+	1-	10+	5-	
WHEELING PD	93	188	643	831	97	1	7	36	1	16	59	47	
	92	254	683	937	100	3	14	46	0	17	49	52	
	CHANGE	66-	40-	106-	3-	2-	7-	10-	1+	1-	10+	5-	
BETHLEHEM PD	93	0	5	5	2	0	0	0	0	0	0	0	
	92	0	0	0	0	0	0	0	0	0	0	0	
	CHANGE	0	5+	5+	2+	0	0	0	0	0	0	0	
WEST LIBERTY ST COL SEC	93	1	2	3	0	0	0	0	0	0	0	0	
	92	0	1	1	0	0	0	0	0	0	0	0	
	CHANGE	1+	1+	2+	0	0	0	0	0	0	0	0	
*****													
PENDLETON CTY TOTAL	93	4	112	116	28	0	6	6	1	1	10	18	
	92	10	89	99	19	0	3	12	0	1	5	9	
	CHANGE	6-	23+	17+	9+	0	3+	6-	1+	1+	5+	9+	
*****													
RURAL	93	4	112	116	28	0	6	6	1	1	10	18	
	92	10	89	99	19	0	3	12	0	1	5	9	
	CHANGE	6-	23+	17+	9+	0	3+	6-	1+	1+	5+	9+	
SHERIFF	93	1	16	17	0	0	0	2	0	0	0	13	
	92	0	19	19	0	0	0	9	0	0	0	7	
	CHANGE	1+	3-	2-	0	0	0	7-	0	0	0	6+	
STATE POLICE	93	3	96	99	28	0	6	4	1	1	10	5	
	92	10	70	80	19	0	3	3	0	0	5	2	
	CHANGE	7-	26+	19+	9+	0	3+	1+	1+	1+	5+	3+	
*****													
PLEASANTS CTY TOTAL	93	1	154	155	9	0	3	25	0	0	0	12	
	92	0	197	197	33	0	2	25	0	0	1	7	
	CHANGE	1+	43-	42-	24-	0	1+	0	0	0	1-	5+	
*****													
RURAL	93	1	84	85	5	0	3	25	0	0	0	11	
	92	0	124	124	30	0	2	24	0	0	1	7	
	CHANGE	1+	40-	39-	25-	0	1+	1+	0	0	1-	4+	
SHERIFF	93	1	43	44	3	0	0	5	0	0	0	11	
	92	0	82	82	24	0	0	5	0	0	0	7	
	CHANGE	1+	39-	38-	21-	0	0	0	0	0	0	4+	
STATE POLICE	93	0	41	41	2	0	3	20	0	0	0	0	
	92	0	42	42	6	0	2	19	0	0	1	0	
	CHANGE	0	1-	1-	4-	0	1+	1+	0	0	1-	0	
MUNICIPAL	93	0	70	70	4	0	0	0	0	0	0	1	
	92	0	73	73	3	0	0	1	0	0	0	0	
	CHANGE	0	3-	3-	1+	0	0	1-	0	0	0	1+	
ST MARYS PD	93	0	70	70	4	0	0	0	0	0	0	1	
	92	0	73	73	3	0	0	1	0	0	0	0	
	CHANGE	0	3-	3-	1+	0	0	1-	0	0	0	1+	
*****													
POCAHONTAS CTY TOTAL	93	9	153	142	26	1	0	7	0	0	1	6	
	92	10	139	149	8	0	0	15	0	0	0	4	
	CHANGE	1-	6-	7-	18+	1+	0	8-	0	0	1+	2+	
*****													
RURAL	93	7	96	103	21	1	0	7	0	0	0	6	
	92	1	103	104	8	0	0	15	0	0	0	4	
	CHANGE	6+	7-	1-	13+	1+	0	8-	0	0	0	2+	
SHERIFF	93	5	30	35	9	0	0	0	0	0	0	4	
	92	1	73	74	7	0	0	0	0	0	0	4	
	CHANGE	4+	43-	39-	2+	0	0	0	0	0	0	0	
STATE POLICE	93	2	66	68	12	1	0	7	0	0	0	2	
	92	0	30	30	1	0	0	15	0	0	0	0	
	CHANGE	2+	36+	38+	11+	1+	0	8-	0	0	0	2+	
MUNICIPAL	93	2	37	39	5	0	0	0	0	0	1	0	
	92	9	36	45	0	0	0	0	0	0	0	0	
	CHANGE	7-	1+	6-	5+	0	0	0	0	0	1+	0	
MARLINTON PD	93	2	37	39	5	0	0	0	0	0	1	0	
	92	9	36	45	0	0	0	0	0	0	0	0	
	CHANGE	7-	1+	6-	5+	0	0	0	0	0	1+	0	
*****													
PRESTON CTY TOTAL	93	1	374	375	58	0	8	89	1	5	2	14	
	92	10	457	467	103	2	2	90	1	5	17	22	
	CHANGE	9-	83-	92-	45-	2-	6+	1-	0	0	15-	8-	
*****													
RURAL	93	0	352	352	55	0	8	85	1	3	2	14	
	92	8	411	419	97	2	2	89	1	5	16	22	
	CHANGE	8-	59-	67-	42-	2-	6+	4-	0	2-	14-	8-	
SHERIFF	93	0	231	231	40	0	8	40	1	0	2	13	
	92	7	225	232	57	2	0	38	1	4	16	16	
	CHANGE	7-	6+	1-	17-	2-	8+	2+	0	4-	14-	3-	

# PART II ARRESTS

	CONL VICE	SEX OFFENSES	PART II NARCOTIC AND DRUG	GAMBLING	ARRESTS FAMILY OFFENSES	BY CHARGE DRIVING UND INFL	AND AGENCY LIQUOR LAHS	TYPE DRUNK-ENNESS	DISORD CONDUCT	VAGRANCY	OTHER OFFENSES	SUSPICION	CURFEN LOITER	RUN-AWAYS
035SP	0 0 0	0 0 0	1 1 0	0 0 0	0 0 0	57 34 23+	0 0 0	2 1 1+	0 0 0	0 0 0	8 21 13-	0 0 0	0 0 0	0 0 0
035ZZ	4 9 5-	14 7 7+	54 24 30+	0 0 0	6 3 3+	87 96 9-	12 43 31-	83 101 18-	122 124 2-	0 1 1-	109 126 17-	0 0 0	41 73 32-	41 50 9-
03501	4 9 5-	14 7 7+	54 24 30+	0 0 0	6 3 3+	84 96 12-	12 43 31-	83 101 18-	122 123 1-	0 1 1-	106 126 20-	0 0 0	41 73 32-	41 50 9-
03503	0 0 0	0 0 0	0 0 0	0 0 0	0 0 0	3 0 3+	0 0 0	0 0 0	0 0 0	0 0 0	0 0 0	0 0 0	0 0 0	0 0 0
03506	0 0 0	0 0 0	0 0 0	0 0 0	0 0 0	0 0 0	0 0 0	0 0 0	0 1 1-	0 0 0	3 0 3+	0 0 0	0 0 0	0 0 0
036AL	0 0 0	0 1 1-	1 2 1-	0 0 0	1 0 1+	26 23 3+	1 1 0	3 6 3-	0 0 0	0 0 0	14 10 4+	0 0 0	0 0 0	0 8 8-
036RU	0 0 0	0 1 1-	1 2 1-	0 0 0	1 0 1+	26 23 3+	1 1 0	3 6 3-	0 0 0	0 0 0	14 10 4+	0 0 0	0 0 0	0 8 8-
036S0	0 0 0	0 0 0	0 2 2-	0 0 0	0 0 0	0 0 0	0 0 0	0 0 0	0 0 0	0 0 0	2 1 1+	0 0 0	0 0 0	0 0 0
036SP	0 0 0	0 1 1-	1 0 1+	0 0 0	1 0 1+	26 23 3+	1 1 0	3 6 3-	0 0 0	0 0 0	12 9 3+	0 0 0	0 0 0	0 8 8-
037AL	0 0 0	0 1 1-	0 6 6-	0 0 0	2 4 2-	56 66 10-	0 0 0	35 27 8+	0 4 4-	0 0 0	13 21 8-	0 0 0	0 0 0	0 0 0
037RU	0 0 0	0 0 0	0 4 4-	0 0 0	2 4 2-	20 28 8-	0 0 0	6 3 3+	0 0 0	0 0 0	13 21 8-	0 0 0	0 0 0	0 0 0
037S0	0 0 0	0 0 0	0 4 4-	0 0 0	2 1 1+	14 22 8-	0 0 0	2 3 1-	0 0 0	0 0 0	7 16 9-	0 0 0	0 0 0	0 0 0
037SP	0 0 0	0 0 0	0 0 0	0 0 0	0 3 3-	6 6 0	0 0 0	4 0 4+	0 0 0	0 0 0	6 5 1+	0 0 0	0 0 0	0 0 0
037ZZ	0 0 0	0 1 1-	0 2 2-	0 0 0	0 0 0	36 38 2-	0 0 0	29 24 5+	0 4 4-	0 0 0	0 0 0	0 0 0	0 0 0	0 0 0
03701	0 0 0	0 1 1-	0 2 2-	0 0 0	0 0 0	36 38 2-	0 0 0	29 24 5+	0 4 4-	0 0 0	0 0 0	0 0 0	0 0 0	0 0 0
038AL	0 0 0	4 1 3+	2 5 3-	0 0 0	1 3 2-	53 55 2-	0 5 5-	15 14 1+	5 11 6-	0 0 0	21 26 5-	0 0 0	0 0 0	0 0 0
038RU	0 0 0	4 1 3+	2 5 3-	0 0 0	0 3 3-	38 46 8-	0 3 3-	6 2 4+	1 0 1+	0 0 0	17 17 0	0 0 0	0 0 0	0 0 0
038S0	0 0 0	0 0 0	1 5 4-	0 0 0	0 3 3-	13 34 21-	0 1 3-	0 1 1-	0 0 0	0 0 0	8 17 9-	0 0 0	0 0 0	0 0 0
038SP	0 0 0	4 1 3+	1 0 1+	0 0 0	0 0 0	25 12 13+	0 0 0	6 1 5+	1 0 1+	0 0 0	9 9 9+	0 0 0	0 0 0	0 0 0
038ZZ	0 0 0	0 0 0	0 2 2-	0 0 0	1 0 1+	15 9 6+	0 2 2-	9 12 3-	4 11 7-	0 0 0	4 9 5-	0 0 0	0 0 0	0 0 0
03801	0 0 0	0 0 0	0 2 2-	0 0 0	1 0 1+	15 9 6+	0 2 2-	9 12 3-	4 11 7-	0 0 0	4 9 5-	0 0 0	0 0 0	0 0 0
039AL	0 0 0	3 8 5-	12 3 9+	0 0 0	3 11 8-	89 90 1-	0 2 2-	9 20 11-	0 0 0	0 0 0	82 90 8-	0 0 0	0 0 0	0 1 1-
039RU	0 0 0	3 8 5-	12 2 10+	0 0 0	3 8 5-	81 71 10+	0 0 0	9 9 0	0 0 0	0 0 0	76 86 10-	0 0 0	0 0 0	0 1 1-
039S0	0 0 0	3 8 5-	12 1 11+	0 0 0	2 6 4-	50 36 14+	0 0 0	9 7 2+	0 0 0	0 0 0	51 39 12+	0 0 0	0 0 0	0 1 1-

# PART I I ARRESTS

PART II ARRESTS BY CHARGE AND AGENCY TYPE				ARSON	FORGERY	FRAUD	EMBEZZLE	STOLEN PROPERTY	VANDAL	ILLEGAL WEAPONS
	JUVENILE	ADULTS	GRAND TOTAL	OTHER ASSAULTS						
STATE POLICE	93	0	121	15	0	0	45	0	3	0
	92	1	186	40	0	2	51	0	0	6
	CHANGE	1-	65-	25-	0	2-	6-	0	2+	0
MUNICIPAL	93	1	22	3	0	0	4	0	2	0
	92	2	46	6	0	0	1	0	0	0
	CHANGE	1-	24-	3-	0	0	3+	0	2+	1-
KINGHOOD PD	93	1	20	3	0	0	4	0	2	0
	92	2	36	6	0	0	1	0	0	0
	CHANGE	1-	16-	3-	0	0	3+	0	2+	1-
REEDSVILLE PD	93	0	2	0	0	0	0	0	0	0
	92	0	10	0	0	0	0	0	0	0
	CHANGE	0	8-	0	0	0	0	0	0	0
*****										
PUTNAM CTY	TOTAL	93	36	576	612	84	1	66	53	2
	92	11	596	607	80	12	8	128	9	2
	CHANGE	25+	20-	5+	4+	11-	58+	75-	7-	0
*****										
RURAL	93	14	440	454	82	1	65	53	2	1
	92	3	491	494	78	12	8	128	9	2
	CHANGE	11+	51-	40-	4+	11-	57+	75-	7-	1-
SHERIFF	93	5	367	372	66	1	63	52	2	1
	92	0	459	459	75	10	7	128	6	1
	CHANGE	5+	92-	87-	9-	9-	56+	76-	4-	0
STATE POLICE	93	9	73	82	16	0	2	1	0	0
	92	3	32	35	3	1	1	0	3	0
	CHANGE	6+	41+	47+	13+	2-	1+	1+	3-	1-
MUNICIPAL	93	22	136	158	2	0	1	0	0	1
	92	8	105	113	2	0	0	0	0	2
	CHANGE	14+	31+	45+	0	0	1+	0	0	1-
HURRICANE PD	93	22	114	136	2	0	1	0	0	1
	92	8	105	113	2	0	0	0	0	2
	CHANGE	14+	9+	23+	0	0	1+	0	0	1-
POCA PD	93	0	22	22	0	0	0	0	0	0
	92	0	0	0	0	0	0	0	0	0
	CHANGE	0	22+	22+	0	0	0	0	0	0
*****										
RALEIGH CTY	TOTAL	93	354	2789	3143	390	6	31	707	5
	92	118	2728	2846	409	5	26	710	3	17
	CHANGE	236+	61+	297+	19-	1+	5+	3-	2+	2+
*****										
RURAL	93	150	1625	1775	202	3	11	662	1	8
	92	33	2074	2107	329	5	20	702	1	9
	CHANGE	117+	449-	332-	127-	2-	9-	40-	0	1-
SHERIFF	93	139	1272	1411	192	2	5	662	0	1
	92	27	1818	1845	319	5	4	702	1	1
	CHANGE	112+	546-	434-	127-	3-	1+	40-	1-	0
STATE POLICE	93	11	353	364	10	1	6	0	1	7
	92	6	256	262	10	0	16	0	0	8
	CHANGE	5+	97+	102+	0	1+	10-	0	1+	1-
MUNICIPAL	93	204	1164	1368	188	3	20	45	4	11
	92	85	654	739	80	0	6	8	2	8
	CHANGE	119+	510+	629+	108+	3+	14+	37+	2+	3+
BECKLEY PD	93	199	1133	1332	183	3	20	45	4	11
	92	78	620	698	79	0	6	8	2	8
	CHANGE	121+	513+	634+	104+	3+	14+	37+	2+	3+
MABSCOTT PD	93	3	2	5	0	0	0	0	0	0
	92	0	3	3	0	0	0	0	0	0
	CHANGE	3+	1-	2+	0	0	0	0	0	0
SOPHIA PD	93	2	29	31	5	0	0	0	0	0
	92	7	31	38	1	0	0	0	0	0
	CHANGE	5-	2-	7-	4+	0	0	0	0	0
*****										
RANDOLPH CTY	TOTAL	93	72	575	647	75	0	2	5	0
	92	69	605	674	60	4	9	7	2	3
	CHANGE	3+	30-	27-	15+	4-	7-	2-	2-	2+
*****										
RURAL	93	14	202	216	19	0	0	3	0	2
	92	26	215	241	9	0	2	5	2	3
	CHANGE	12-	13-	25-	10+	0	2-	2-	2-	1-
SHERIFF	93	0	4	4	0	0	0	0	0	0
	92	0	11	11	0	0	0	0	0	0
	CHANGE	0	7-	7-	0	0	0	0	0	0
STATE POLICE	93	14	198	212	19	0	0	3	0	2
	92	26	204	230	9	0	2	5	2	3
	CHANGE	12-	6-	18-	10+	0	2-	2-	2-	1-
MUNICIPAL	93	58	373	431	56	0	2	2	0	3
	92	43	390	433	51	4	7	2	0	0
	CHANGE	19+	17-	2-	5+	4-	5-	0	0	3+

# PART II ARRESTS

	COML VICE	SEX OFFENSES	NARCOTIC AND DRUG	PART II GAMBLING	ARRESTS BY FAMILY OFFENSES	CHARGE DRIVING UND INFL	AND LIQUOR LAHS	AGENCY TYPE DRUNK-ENNESS	DISORD CONDUCT	VAGRAHNCY	OTHER OFFENSES	SUSPICION	CURFEW LOITER	RUH-AWAYS
039SP	0	0	0	0	1	31	0	0	0	0	25	0	0	0
	0	0	1-	0	1-	35	0	2-	0	0	47	0	0	0
	0	0	0	0	0	4-	0	0	0	0	22-	0	0	0
039ZZ	0	0	0	0	0	8	0	0	0	0	6	0	0	0
	0	0	1-	0	3-	19	2-	11-	0	0	4	0	0	0
	0	0	0	0	0	11-	2-	11-	0	0	2+	0	0	0
03901	0	0	0	0	0	6	0	0	0	0	6	0	0	0
	0	0	1-	0	3-	9	2-	11-	0	0	4	0	0	0
	0	0	0	0	0	3-	2-	11-	0	0	2+	0	0	0
03907	0	0	0	0	0	2	0	0	0	0	0	0	0	0
	0	0	0	0	0	10	0	0	0	0	0	0	0	0
	0	0	0	0	0	8-	0	0	0	0	0	0	0	0
*****														
040AL	0	1	35	1	2	107	0	89	6	0	132	0	4	0
	0	3	30	1	2	115	1	54	6	0	131	0	0	0
	0	2-	5+	0	0	8-	1-	35+	0	0	1+	0	4+	0
*****														
040RU	0	1	32	1	2	61	0	22	4	0	105	0	0	0
	0	3	28	1	2	75	0	18	5	0	107	0	0	0
	0	2-	4+	0	0	14-	0	4+	1-	0	2-	0	0	0
040S0	0	1	26	0	0	49	0	18	4	0	75	0	0	0
	0	2-	27	0	2-	64	0	17	5	0	97	0	0	0
	0	0	1-	0	0	15-	0	1+	1-	0	22-	0	0	0
040SP	0	0	6	1	2	12	0	4	0	0	30	0	0	0
	0	0	5+	1	0	11	0	1	0	0	10	0	0	0
	0	0	0	0	2+	1+	0	3+	0	0	20+	0	0	0
040ZZ	0	0	3	0	0	46	0	67	2	0	27	0	4	0
	0	0	2	0	0	40	1	36	1	0	24	0	0	0
	0	0	1+	0	0	6+	1-	31+	1+	0	3+	0	4+	0
04001	0	0	3	0	0	45	0	46	2	0	27	0	4	0
	0	0	2	0	0	40	1	36	1	0	24	0	0	0
	0	0	1+	0	0	5+	1-	10+	1+	0	3+	0	4+	0
04004	0	0	0	0	0	1	0	21	0	0	0	0	0	0
	0	0	0	0	0	0	0	0	0	0	0	0	0	0
	0	0	0	0	0	1+	0	21+	0	0	0	0	0	0
*****														
041AL	0	10	205	3	22	445	33	638	51	1	253	0	17	85
	0	10	122	2	2	665	9	540	14	0	165	0	1	2
	0	0	83+	1+	20+	220-	24+	98+	37+	1+	88+	0	16+	83+
*****														
041RU	0	6	121	0	19	240	7	202	13	1	116	0	0	69
	0	10	49	2	2	522	9	183	0	0	155	0	0	0
	0	4-	72+	2-	17+	282-	2-	19+	13+	1+	39-	0	0	69+
041S0	0	2	6	0	18	115	4	170	13	1	93	0	0	66
	0	8	10	2	2	383	9	162	0	0	135	0	0	0
	0	6-	4-	2-	16+	268-	5-	8+	13+	1+	42-	0	0	66+
041SP	0	4	.115	0	1	125	3	32	0	0	23	0	0	3
	0	2	39	0	0	139	0	21	0	0	20	0	0	0
	0	2+	76+	0	1+	14-	3+	11+	0	0	3+	0	0	3+
041ZZ	0	4	84	3	3	205	26	436	38	0	137	0	17	16
	0	0	73	0	0	143	0	357	14	0	10	0	1	2
	0	4+	11+	3+	3+	62+	26+	79+	24+	0	127+	0	16+	14+
04101	0	3	84	3	3	183	26	435	38	0	136	0	14	16
	0	0	73	0	0	123	0	351	13	0	0	0	1	0
	0	3+	11+	3+	3+	60+	26+	84+	25+	0	136+	0	13+	16+
04103	0	0	0	0	0	1	0	0	0	0	1	0	3	0
	0	0	0	0	0	0	0	2-	0	0	1+	0	0	0
	0	0	0	0	0	0	0	0	0	0	0	0	3+	0
04104	0	1	0	0	0	21	0	1	0	0	0	0	0	0
	0	0	0	0	0	19	0	4	1	0	10	0	0	0
	0	1+	0	0	0	2+	0	3-	1-	0	10-	0	0	2-
*****														
042AL	0	10	10	0	1	106	8	210	24	3	116	0	19	5
	0	4	14	0	4	131	3	192	39	0	144	0	3	7
	0	4+	4-	0	3-	25-	5+	18+	15-	3+	28-	0	16+	2-
*****														
042RU	0	6	4	0	1	52	0	65	0	0	47	0	0	5
	0	1	13	0	1+	67	0	46	1	0	71	0	0	7
	0	5+	9-	0	0	15-	0	19+	1-	0	24-	0	0	2-
042S0	0	0	1	0	0	0	0	0	0	0	0	0	0	0
	0	0	5	0	0	1	0	0	0	0	0	0	0	0
	0	0	4-	0	0	1-	0	0	0	0	0	0	0	0
042SP	0	6	3	0	1	52	0	65	0	0	47	0	0	5
	0	1	8	0	0	66	0	46	1	0	71	0	0	7
	0	5+	5-	0	1+	14-	0	19+	1-	0	24-	0	0	2-
042ZZ	0	4	6	0	0	54	8	145	24	3	69	0	19	0
	0	3	1	0	4	64	3	146	38	0	73	0	3	0
	0	1+	5+	0	4-	10-	5+	1-	14-	3+	4-	0	16+	0

# PART I ARRESTS

		PART II ARRESTS BY CHARGE AND AGENCY TYPE				ARSON	FORGERY	FRAUD	ENBEZZLE	STOLEN PROPERTY	VANDAL	ILLEGAL WEAPONS
		JUVENILE	ADULTS	GRAND TOTAL	OTHER ASSAULTS							
ELKINS PD	93	55	323	378	53	0	2	2	0	3	32	4
	92	40	346	386	51	4	7	2	0	0	25	7
	CHANGE	15+	23-	8-	2+	4-	5-	0	0	3+	7+	3-
MILL CREEK PD	93	3	50	53	3	0	0	0	0	0	0	0
	92	3	44	47	0	0	0	0	0	0	2	0
	CHANGE	0	6+	6+	3+	0	0	0	0	0	2-	0
*****												
RITCHIE CTY	TOTAL	93	1	187	188	25	1	10	0	1	6	20
	92	2	150	152	35	0	2	11	0	0	9	16
	CHANGE	1-	37+	36+	10-	1+	1-	1-	0	1+	3-	4+
*****												
RURAL	93	1	141	142	24	1	1	10	0	1	5	19
	92	2	124	126	32	0	2	11	0	0	9	16
	CHANGE	1-	17+	16+	8-	1+	1-	1-	0	1+	4-	3+
SHERIFF	93	1	74	75	11	1	1	0	0	0	3	15
	92	2	91	93	21	0	0	9	0	0	7	16
	CHANGE	1-	17-	18-	16-	1+	1+	9-	0	0	4-	1-
STATE POLICE	93	0	67	67	13	0	0	10	0	1	2	4
	92	0	33	33	5	0	2	2	0	0	2	0
	CHANGE	0	34+	34+	8+	0	2-	8+	0	1+	0	4+
MUNICIPAL	93	0	46	46	1	0	0	0	0	0	1	1
	92	0	26	26	3	0	0	0	0	0	0	0
	CHANGE	0	20+	20+	2-	0	0	0	0	0	1+	1+
HARRISVILLE PD	93	0	17	17	1	0	0	0	0	0	1	1
	92	0	14	14	3	0	0	0	0	0	0	0
	CHANGE	0	3+	3+	2-	0	0	0	0	0	1+	1+
PEHNSBORO PD	93	0	29	29	0	0	0	0	0	0	0	0
	92	0	12	12	0	0	0	0	0	0	0	0
	CHANGE	0	17+	17+	0	0	0	0	0	0	0	0
*****												
ROANE CTY	TOTAL	93	14	223	237	19	1	13	0	2	0	18
	92	17	323	340	32	0	3	3	0	2	3	28
	CHANGE	3-	100-	103-	13-	1+	3-	10+	0	0	3-	10-
*****												
RURAL	93	13	154	167	12	1	0	13	0	2	0	18
	92	15	205	220	19	0	2	3	0	1	3	28
	CHANGE	2-	51-	53-	7-	1+	2-	10+	0	1+	3-	10-
SHERIFF	93	12	126	138	8	1	0	13	0	0	0	18
	92	15	161	176	17	0	2	3	0	1	3	28
	CHANGE	3-	35-	38-	9-	1+	2-	10+	0	1-	3-	10-
STATE POLICE	93	1	28	29	4	0	0	0	0	2	0	0
	92	0	44	44	2	0	0	0	0	0	0	0
	CHANGE	1+	16-	15-	2+	0	0	0	0	2+	0	0
MUNICIPAL	93	1	69	70	7	0	0	0	0	0	0	0
	92	2	118	120	13	0	1	0	0	1	0	0
	CHANGE	1-	49-	50-	6-	0	1-	0	0	1-	0	0
SPENCER PD	93	1	69	70	7	0	0	0	0	0	0	0
	92	2	118	120	13	0	1	0	0	1	0	0
	CHANGE	1-	49-	50-	6-	0	1-	0	0	1-	0	0
*****												
SUMMERS CTY	TOTAL	93	10	397	407	37	0	8	1	0	4	6
	92	1	232	233	3	2	0	4	0	5	12	5
	CHANGE	9+	165+	174+	34+	2-	8+	3-	0	4-	8-	1+
*****												
RURAL	93	10	253	263	25	0	6	0	0	1	3	6
	92	1	44	45	3	2	0	4	0	5	5	5
	CHANGE	9+	189+	198+	22+	2-	6+	4-	0	4-	2-	1+
SHERIFF	93	10	203	213	20	0	2	0	0	1	1	6
	92	0	6	6	0	1	0	0	0	0	0	5
	CHANGE	10+	197+	207+	20+	1-	2+	0	0	1+	1+	1+
STATE POLICE	93	0	50	50	5	0	4	0	0	0	2	0
	92	1	58	59	3	1	0	4	0	5	5	0
	CHANGE	1-	8-	9-	2+	1-	4+	4-	0	5-	3-	0
MUNICIPAL	93	0	144	144	12	0	2	1	0	0	1	0
	92	0	168	168	0	0	0	0	0	0	7	0
	CHANGE	0	24-	24-	12+	0	2+	1+	0	0	6-	0
HINTON PD	93	0	144	144	12	0	2	1	0	0	1	0
	92	0	168	168	0	0	0	0	0	0	7	0
	CHANGE	0	24-	24-	12+	0	2+	1+	0	0	6-	0
*****												
TAYLOR CTY	TOTAL	93	7	209	216	23	1	3	12	1	5	2
	92	9	158	167	34	1	0	15	0	0	12	1
	CHANGE	2-	51+	49+	11-	0	3+	3-	1+	1+	7-	1+
*****												
RURAL	93	2	105	107	9	0	2	12	1	1	0	1
	92	1	101	102	28	1	0	14	0	0	3	0
	CHANGE	1+	4+	5+	19-	1-	2+	2-	1+	1+	3-	1+
SHERIFF	93	1	83	84	6	0	1	12	0	1	0	1
	92	0	84	84	28	0	0	14	0	0	2	0
	CHANGE	1+	1-	0	22-	0	1+	2-	0	1+	2-	1+

# PART I I ARRESTS

	COHL VICE	SEX OFFENSES	NARCOTIC AND DRUG	PART II GAMBLING	ARRESTS BY FAMILY OFFENSES	BY CHARGE DRIVING UND INFL	AND LIQUOR LAWS	AGENCY TYPE DRUIK-ENNESS	DISORD CONDUCT	VAGRANCY	OTHER OFFENSES	SUSPICION	CURFEW LOITER	RUH-AWAYS
04201	0 0 0	4 3 1+	6 1 5+	0 0 0	0 3 3-	50 59 9-	8 3 5+	130 125 5+	12 36 24-	3 0 3+	50 57 7-	0 0 0	19 3 16+	0 0 0
04202	0 0 0	0 0 0	0 0 0	0 0 0	0 1 1-	4 5 1-	0 0 0	15 21 6-	12 2 10+	0 0 0	19 16 3+	0 0 0	0 0 0	0 0 0
043AL	0 0 0	2 0 2+	4 2 2+	0 0 0	2 2 0	31 21 10+	9 0 9+	31 17 14+	2 1 1+	0 0 0	43 36 7+	0 0 0	0 0 0	0 0 0
043RU	0 0 0	2 0 2+	4 2 2+	0 0 0	2 2 0	16 15 1+	9 6 9+	6 6 0	1 0 1+	0 0 0	41 31 10+	0 0 0	0 0 0	0 0 0
043SO	0 0 0	1 0 1+	3 2 1+	0 0 0	0 1 1-	5 5 0	2 0 2+	3 0 3+	0 0 0	0 0 0	30 26 4+	0 0 0	0 0 0	0 0 0
043SP	0 0 0	1 0 1+	1 0 1+	0 0 0	2 1 1+	11 10 1+	7 0 7+	3 6 3-	1 0 1+	0 0 0	11 5 6+	0 0 0	0 0 0	0 0 0
043ZZ	0 0 0	0 0 0	0 0 0	0 0 0	0 0 0	15 6 9+	0 0 0	25 11 14+	1 1 0	0 0 0	2 5 3-	0 0 0	0 0 0	0 0 0
04301	0 0 0	0 0 0	0 0 0	0 0 0	0 0 0	3 2 1+	0 0 0	9 3 6+	0 1 1-	0 0 0	2 5 3-	0 0 0	0 0 0	0 0 0
04302	0 0 0	0 0 0	0 0 0	0 0 0	0 0 0	12 4 8+	0 0 0	16 8 8+	1 0 1+	0 0 0	0 0 0	0 0 0	0 0 0	0 0 0
044AL	0 0 0	3 1 2+	3 8 5-	0 0 0	0 3 3-	79 83 4-	0 0 0	23 105 82-	1 0 0	0 0 0	70 62 8+	0 0 0	0 0 0	5 6 1-
044RU	0 0 0	3 1 2+	3 8 5-	0 0 0	0 3 3-	57 66 9-	0 0 0	9 32 23-	1 1 0	0 0 0	43 47 4-	0 0 0	0 0 0	5 6 1-
044SO	0 0 0	1 0 0	2 2 0	0 0 0	0 3 3-	50 50 0	0 0 0	3 19 16-	0 1 1-	0 0 0	38 40 2-	0 0 0	0 0 0	4 6 2-
044SP	0 0 0	2 0 2+	1 6 5-	0 0 0	0 0 0	7 16 9-	0 0 0	6 13 7-	1 0 1+	0 0 0	5 7 2-	0 0 0	0 0 0	1 0 1+
044ZZ	0 0 0	0 0 0	0 0 0	0 0 0	0 0 0	22 17 5+	0 0 0	14 73 59-	0 0 0	0 0 0	27 15 12+	0 0 0	0 0 0	0 0 0
04401	0 0 0	0 0 0	0 0 0	0 0 0	0 0 0	22 17 5+	0 0 0	14 73 59-	0 0 0	0 0 0	27 15 12+	0 0 0	0 0 0	0 0 0
045AL	0 0 0	4 2 2+	28 7 21+	1 0 1+	2 0 2+	145 60 85+	2 0 2+	47 82 35-	21 45 24-	0 0 0	94 88 6+	0 0 0	0 0 0	6 0 6+
045RU	0 0 0	4 2 2+	23 7 16+	0 0 0	1 0 1+	94 26 68+	0 0 0	7 0 7+	7 0 7+	0 0 0	80 6 74+	0 0 0	0 0 0	6 0 6+
045SO	0 0 0	4 0 4+	9 0 9+	0 0 0	0 0 0	79 0 79+	0 0 0	7 0 7+	4 0 4+	0 0 0	74 0 74+	0 0 0	0 0 0	6 0 6+
045SP	0 0 0	0 2 2-	14 7 7+	0 0 0	1 0 1+	15 26 11-	0 0 0	0 0 0	3 0 3+	0 0 0	6 6 0	0 0 0	0 0 0	0 0 0
045ZZ	0 0 0	0 0 0	5 0 5+	1 0 1+	1 0 1+	51 34 17+	2 0 2+	40 82 42-	14 45 31-	0 0 0	14 0 14+	0 0 0	0 0 0	0 0 0
04501	0 0 0	0 0 0	5 0 5+	1 0 1+	1 0 1+	51 34 17+	2 0 2+	40 82 42-	14 45 31-	0 0 0	14 0 14+	0 0 0	0 0 0	0 0 0
046AL	0 0 0	0 1 1-	6 3 3+	0 0 0	1 0 1+	60 44 16+	7 0 7+	16 11 5+	17 3 14+	0 0 0	59 42 17+	0 0 0	0 0 0	2 0 2+
046RU	0 0 0	0 1 1-	3 3 0	0 0 0	1 0 1+	33 18 15+	0 0 0	6 3 3+	2 0 2+	0 0 0	35 31 4+	0 0 0	0 0 0	1 0 1+
046SO	0 0 0	0 1 1-	3 3 0	0 0 0	1 0 1+	21 8 13+	0 0 0	5 0 5+	2 0 2+	0 0 0	31 28 3+	0 0 0	0 0 0	0 0 0

# PART I ARRESTS

PART II ARRESTS BY CHARGE AND GRAND TOTAL				AGENCY TYPE OTHER ASSAULTS	ARSON	FORGERY	FRAUD	EMBEZZLE	STOLEN PROPERTY	VANDAL	ILLEGAL WEAPONS
	JUVENILE	ADULTS	GRAND TOTAL								
STATE POLICE	93	1	22	23	3	0	1	0	1	0	0
	92	1	17	18	0	1	0	0	0	1	0
	CHANGE	0	5+	5+	3+	1-	1+	0	1+	0	0
MUNICIPAL	93	5	104	109	14	1	1	0	0	5	1
	92	8	57	65	6	0	0	1	0	9	1
	CHANGE	3-	47+	44+	8+	1+	1+	1-	0	4-	0
GRAFTON PD	93	5	104	109	14	1	1	0	0	5	1
	92	8	57	65	6	0	0	1	0	9	1
	CHANGE	3-	47+	44+	8+	1+	1+	1-	0	4-	0
*****											
TUCKER CTY	TOTAL	93	13	289	302	15	1	0	40	0	4
	92	50	421	471	30	0	0	36	1	4	2
	CHANGE	37-	132-	169-	15-	1+	0	4+	1-	4-	2+
*****											
RURAL	93	1	262	263	14	1	0	39	0	1	3
	92	44	400	444	30	0	0	36	0	8	2
	CHANGE	43-	138-	181-	16-	1+	0	3+	0	4-	1+
SHERIFF	93	1	63	64	9	1	0	20	0	0	1
	92	39	141	180	7	0	0	0	4	1	0
	CHANGE	38-	78-	116-	2+	1+	0	20+	0	4-	1+
STATE POLICE	93	0	199	199	5	0	0	19	0	1	2
	92	5	259	264	23	0	0	36	0	7	2
	CHANGE	5-	60-	65-	18-	0	0	17-	0	6-	0
MUNICIPAL	93	12	27	39	1	0	0	1	0	3	1
	92	6	21	27	0	0	0	1	0	4	0
	CHANGE	6+	6+	12+	1+	0	0	1+	1-	0	1+
PARSONS PD	93	12	27	39	1	0	0	1	0	3	1
	92	6	21	27	0	0	0	1	0	4	0
	CHANGE	6+	6+	12+	1+	0	0	1+	1-	0	1+
*****											
TYLER CTY	TOTAL	93	69	340	409	46	0	13	1	4	22
	92	118	367	485	44	0	5	6	0	6	14
	CHANGE	49-	27-	76-	2+	0	5-	7+	1+	2-	8+
*****											
RURAL	93	14	133	147	23	0	0	13	1	0	15
	92	10	130	140	26	0	4	6	0	11	18
	CHANGE	4+	3+	7+	3-	0	4-	7+	1+	0	4+
SHERIFF	93	13	129	142	23	0	0	13	0	0	15
	92	10	124	134	24	0	3	6	0	11	18
	CHANGE	3+	5+	8+	1-	0	3-	7+	0	0	4+
STATE POLICE	93	1	4	5	0	0	0	0	1	0	0
	92	0	6	6	2	0	1	0	0	0	0
	CHANGE	1+	2-	1-	2-	0	1-	0	1+	0	0
MUNICIPAL	93	55	207	262	23	0	0	0	4	7	5
	92	108	237	345	18	0	1	0	6	3	3
	CHANGE	53-	30-	83-	5+	0	1-	0	2-	4+	2+
PADEN CITY PD	93	1	27	28	2	0	0	0	0	0	0
	92	0	27	27	1	0	0	0	0	0	0
	CHANGE	1+	0	1+	1+	0	0	0	0	0	0
SISTERSVILLE PD	93	8	49	57	9	0	0	0	0	7	0
	92	5	60	65	5	0	0	0	2	0	0
	CHANGE	3+	11-	8-	4+	0	0	0	0	2-	7+
MIDDLEBOURNE PD	93	46	131	177	12	0	0	0	4	0	5
	92	103	150	253	12	0	1	0	4	3	3
	CHANGE	57-	19-	76-	0	0	1-	0	0	3-	2+
*****											
UPSHUR CTY	TOTAL	93	71	851	922	109	0	4	258	1	0
	92	28	798	826	113	7	3	203	2	0	37
	CHANGE	43+	53+	96+	4-	7-	1+	35+	1-	0	1-
*****											
RURAL	93	19	467	486	40	0	4	258	1	0	0
	92	3	411	414	50	3	2	198	2	0	2
	CHANGE	16+	56+	72+	10-	3-	2+	40+	1-	0	2-
SHERIFF	93	16	405	421	39	0	1	256	0	0	0
	92	2	366	368	50	0	1	197	0	0	1
	CHANGE	14+	39+	53+	11-	0	1+	39+	0	0	1-
STATE POLICE	93	3	62	65	1	0	3	2	1	0	0
	92	1	45	46	0	3	2	1	2	0	2
	CHANGE	2+	17+	19+	1+	3-	1+	1+	1-	0	1-
MUNICIPAL	93	52	384	436	69	0	0	0	0	0	36
	92	25	387	412	63	4	1	5	0	0	35
	CHANGE	27+	3-	24+	6+	4-	1-	5-	0	0	1+
BUCKHANNOH PD	93	52	384	436	69	0	0	0	0	0	36
	92	25	387	412	63	4	1	5	0	0	35
	CHANGE	27+	3-	24+	6+	4-	1-	5-	0	0	1+
*****											
MAYNE CTY	TOTAL	93	41	740	781	81	0	6	45	3	18
	92	27	941	968	142	0	5	91	0	35	6
	CHANGE	14+	201-	187-	61-	0	1+	46-	3+	17-	9+



# PART II ARRESTS

	COML VICE	SEX OFFENSES	NARCOTIC AND DRUG	PART II GAMBLING	ARRESTS FAMILY OFFENSES	BY CHARGE DRIVING UNL	AND LIQUOR LAWS	AGENCY TYPE DRUNK-ENNESS	DISORD CONDUCT	VAGRANCY	OTHER OFFENSES	SUSPICION LOITER	CURFEN	RUH-AWAYS
046SP	0	0	0	0	0	12	0	1	0	0	4	0	0	1
	0	0	0	0	0	10	0	3	0	0	3	0	0	0
	0	0	0	0	0	2+	0	2-	0	0	1+	0	0	1+
046ZZ	0	0	3	0	0	27	7	10	15	0	24	0	0	1
	0	0	0	0	0	26	0	8	3	0	61	0	0	0
	0	0	3+	0	0	1+	7+	2+	12+	0	13+	0	0	1+
04601	0	0	3	0	0	27	7	10	15	0	24	0	0	1
	0	0	0	0	0	26	0	8	3	0	61	0	0	0
	0	0	3+	0	0	1+	7+	2+	12+	0	13+	0	0	1+
*****														
047AL	0	5	0	0	2	48	0	127	3	1	48	0	4	0
	1	0	10	0	8	73	1	214	2	0	61	0	6	10
	1-	5+	10-	0	6-	25-	1-	87-	1+	1+	13-	0	2-	10-
*****														
047RU	0	5	0	0	2	44	0	120	3	0	31	0	0	0
	1	0	10	0	8	64	1	204	1	0	59	0	0	0
	1-	5+	10-	0	6-	20-	1-	84-	2+	0	28-	0	6-	10-
047S0	0	0	0	0	1	13	0	5	1	0	13	0	0	0
	0	0	0	0	7	27	1	73	1	0	35	0	0	0
	0	0	8-	0	6-	14-	1-	68-	0	0	22-	0	6-	10-
047SP	0	5	0	0	1	31	0	115	2	0	18	0	0	0
	1	0	2	0	1	37	0	131	0	0	24	0	0	0
	1-	5+	2-	0	0	6-	0	16-	2+	0	6-	0	0	0
047ZZ	0	0	0	0	0	4	0	7	0	1	17	0	4	0
	0	0	0	0	0	9	0	10	1	0	2	0	0	0
	0	0	0	0	0	5-	0	3-	1-	1+	15+	0	4+	0
04701	0	0	0	0	0	4	0	7	0	1	17	0	4	0
	0	0	0	0	0	9	0	10	1	0	2	0	0	0
	0	0	0	0	0	5-	0	3-	1-	1+	15+	0	4+	0
*****														
048AL	1	2	11	0	2	56	28	85	27	0	67	0	17	4
	0	2	23	0	11	54	50	88	27	0	82	0	44	8
	1+	0	12-	0	9-	2+	22-	3-	0	0	15-	0	27-	4-
*****														
048RU	0	2	3	0	0	10	0	16	0	0	45	0	0	1
	0	1	9	0	11	8	0	12	1	0	33	0	0	0
	0	1+	6-	0	11-	2+	0	4+	1-	0	12+	0	0	1+
048S0	0	0	3	0	0	9	0	16	0	0	44	0	0	1
	0	1	9	0	11	5	0	12	1	0	33	0	0	0
	0	1-	6-	0	11-	4+	0	4+	1-	0	11+	0	0	1+
048SP	0	2	0	0	0	1	0	0	0	0	1	0	0	0
	0	0	0	0	0	2-	0	0	0	0	1+	0	0	0
	0	2+	0	0	0	0	0	0	0	0	0	0	0	0
048ZZ	1	0	8	0	2	46	28	69	27	0	22	0	17	3
	0	1	14	0	2+	46	50	76	26	0	49	0	44	8
	1+	1-	6-	0	0	0	22-	7-	1+	0	27-	0	27-	5-
04801	0	0	0	0	0	5	1	9	4	0	7	0	0	0
	0	0	0	0	0	5	1	4	3	0	13	0	0	0
	0	0	0	0	0	0	0	5+	1+	0	6-	0	0	0
04802	0	0	2	0	0	14	0	19	5	0	1	0	0	0
	0	1	2	0	0	16	1	30	3	0	4	0	0	0
	0	1-	0	0	0	2-	1-	11-	2+	0	3-	0	0	1-
04803	1	0	6	0	2	27	27	41	18	0	14	0	17	3
	0	0	12	0	0	25	48	42	20	0	32	0	44	7
	1+	0	6-	0	2+	2+	21-	1-	2-	0	18-	0	27-	4-
*****														
049AL	0	5	7	0	0	110	0	106	35	0	254	0	0	9
	0	6	13	0	0	124	4	82	20	0	195	0	0	1
	0	1-	6-	0	0	14-	4-	24+	15+	0	61+	0	0	8+
*****														
049RU	0	3	4	0	0	33	0	38	1	0	115	0	0	9
	0	0	5-	0	0	34	4	18	0	0	86	0	0	1
	0	0	0	0	0	1-	4-	20+	1+	0	29+	0	0	8+
049S0	0	0	0	0	0	13	0	22	0	0	101	0	0	9
	0	0	0	0	0	17	0	15	0	0	78	0	0	1
	0	0	9-	0	0	4-	0	7+	0	0	23+	0	0	8+
049SP	0	3	4	0	0	20	0	16	1	0	14	0	0	0
	0	3	0	0	0	17	4	3	0	0	8	0	0	0
	0	0	4+	0	0	3+	4-	13+	1+	0	6+	0	0	0
049ZZ	0	2	3	0	0	77	0	68	34	0	141	0	0	0
	0	3	4	0	0	90	0	64	20	0	109	0	0	0
	0	1-	1-	0	0	13-	0	4+	14+	0	32+	0	0	0
04901	0	2	3	0	0	77	0	68	34	0	141	0	0	0
	0	3	4	0	0	90	0	64	20	0	109	0	0	0
	0	1-	1-	0	0	13-	0	4+	14+	0	32+	0	0	0
*****														
050AL	0	10	16	9	2	276	1	71	28	0	165	0	0	14
	0	5	20	3	3	273	4	119	24	0	200	0	0	11
	0	5+	4-	6+	1-	3+	3-	48-	4+	0	35-	0	0	3+

# PART I I ARRESTS

## PART II ARRESTS BY CHARGE AND AGENCY TYPE

		JUVENILE	ADULTS	GRAND TOTAL	OTHER ASSAULTS	ARSON	FORGERY	FRAUD	EMBEZZLE	STOLEN PROPERTY	VANDAL	ILLEGAL WEAPONS
--	--	----------	--------	-------------	----------------	-------	---------	-------	----------	-----------------	--------	-----------------

*****												
RURAL	93	30	442	472	73	0	4	45	3	18	13	20
	92	22	649	671	126	0	3	90	0	29	6	26
	CHANGE	8+	207-	199-	53-	0	1+	45-	3+	11-	7+	6-
SHERIFF	93	8	266	274	49	0	1	43	3	5	1	14
	92	6	503	509	113	0	1	89	0	13	0	20
	CHANGE	2+	237-	235-	64-	0	0	46-	3+	8-	1+	6-
STATE POLICE	93	22	176	198	24	0	3	2	0	13	12	6
	92	16	146	162	13	0	2	1	0	16	6	6
	CHANGE	6+	30+	36+	11+	0	1+	1+	0	3-	6+	0
MUNICIPAL	93	11	298	309	8	0	2	0	0	0	2	1
	92	5	292	297	16	0	2	0	0	6	0	1
	CHANGE	6+	6+	12+	8-	0	0	1-	0	6-	2+	0
CEREDO PD	93	0	86	86	1	0	0	0	0	0	0	0
	92	0	77	77	1	0	0	0	0	0	0	0
	CHANGE	0	9+	9+	0	0	0	0	0	0	0	0
KENOVA PD	93	11	194	205	7	0	2	0	0	0	2	0
	92	4	173	177	14	0	2	0	0	6	0	1
	CHANGE	7+	21+	28+	7-	0	0	1-	0	6-	2+	1-
MAYNE PD	93	0	9	9	0	0	0	0	0	0	0	0
	92	1	40	41	0	0	0	0	0	0	0	0
	CHANGE	1-	31-	32-	0	0	0	0	0	0	0	0
FORT GAY PD	93	0	9	9	0	0	0	0	0	0	0	1
	92	0	2	2	1	0	0	0	0	0	0	0
	CHANGE	0	7+	7+	1-	0	0	0	0	0	0	1+
*****												
HEBSTER CTY	TOTAL	93	0	26	26	4	0	0	0	0	1	1
	92	0	36	36	3	0	0	0	0	0	2	2
	CHANGE	0	10-	10-	1+	0	0	0	2-	0	1-	1-
*****												
RURAL	93	0	26	26	4	0	0	0	0	0	1	1
	92	0	36	36	3	0	0	0	2	0	2	2
	CHANGE	0	10-	10-	1+	0	0	0	2-	0	1-	1-
SHERIFF	93	0	13	13	4	0	0	0	0	0	1	1
	92	0	22	22	3	0	0	0	2	0	2	2
	CHANGE	0	9-	9-	1+	0	0	0	2-	0	1-	1-
STATE POLICE	93	0	13	13	0	0	0	0	0	0	0	0
	92	0	14	14	0	0	0	0	0	0	0	0
	CHANGE	0	1-	1-	0	0	0	0	0	0	0	0
*****												
METZEL CTY	TOTAL	93	49	247	296	7	4	3	2	1	4	9
	92	54	220	274	4	3	20	0	3	2	2	5
	CHANGE	5-	27+	22+	3+	1+	17-	2+	2-	2+	4+	4+
*****												
RURAL	93	4	58	62	2	0	1	1	1	2	3	3
	92	2	47	49	1	0	4	0	2	0	0	2
	CHANGE	2+	11+	13+	1+	0	3-	1+	1-	2+	3+	1+
SHERIFF	93	0	32	32	2	0	0	0	0	2	0	3
	92	2	29	31	0	0	0	0	2	0	0	1
	CHANGE	2-	3+	1+	2+	0	0	0	2-	2+	0	2+
STATE POLICE	93	4	26	30	0	0	1	1	1	0	3	0
	92	0	18	18	1	0	4	0	0	0	0	1
	CHANGE	4+	8+	12+	1-	0	3-	1+	1+	0	3+	1-
MUNICIPAL	93	45	189	234	5	4	2	1	0	2	3	6
	92	52	173	225	3	3	16	0	1	2	2	3
	CHANGE	7-	16+	9+	2+	1+	14-	1+	1-	0	1+	3+
NEM MARTINSVILLE PD	93	45	189	234	5	4	2	1	0	2	3	6
	92	52	173	225	3	3	16	0	1	2	2	3
	CHANGE	7-	16+	9+	2+	1+	14-	1+	1-	0	1+	3+
*****												
WIRT CTY	TOTAL	93	5	89	94	10	0	0	0	0	0	11
	92	1	120	121	14	3	0	7	0	7	4	11
	CHANGE	4+	31-	27-	4-	3-	0	7-	0	7-	4-	0
*****												
RURAL	93	5	89	94	10	0	0	0	0	0	0	11
	92	1	120	121	14	3	0	7	0	7	4	11
	CHANGE	4+	31-	27-	4-	3-	0	7-	0	7-	4-	0
SHERIFF	93	5	23	28	1	0	0	0	0	0	0	11
	92	0	21	21	2	0	0	0	0	0	0	11
	CHANGE	5+	2+	7+	1-	0	0	0	0	0	0	0
STATE POLICE	93	0	66	66	9	0	0	0	0	0	0	0
	92	1	99	100	12	3	0	7	0	7	4	0
	CHANGE	1-	33-	34-	3-	3-	0	7-	0	7-	4-	0
*****												
HOOD CTY	TOTAL	93	392	2639	3031	325	13	32	517	11	15	54
	92	273	2915	3188	444	13	74	582	4	7	171	59
	CHANGE	119+	276-	157-	119-	0	42-	65-	7+	8+	29-	5-
*****												
RURAL	93	27	441	468	84	2	1	78	4	8	30	14
	92	5	623	628	153	3	2	188	3	1	46	12
	CHANGE	22+	182-	160-	69-	1-	1-	110-	1+	7+	16-	2+

# PART II ARRESTS

	COML VICE	SEX OFFENSES	PART II NARCOTIC AND DRUG	GAMBLING	ARRESTS BY CHARGE FAMILY OFFENSES	AND DRIVING UHD IIFL	AGENCY TYPE LIQUOR LAHS	DRUNK- ENNESS	DISORD CONDUCT	VAGRANCY	OTHER OFFENSES	SUSPICION	CURFEW LOITER	RUN- AWAYS
050RU	0 0 0	10 5 5+	12 18 6-	9 0 9+	2 3 1-	91 152 41-	1 1 0	46 67 21-	0 1 1-	0 0 0	111 153 42-	0 0 0	0 0 0	14 11 3+
050S0	0 0 0	5 3 2+	4 13 9-	0 0 0	0 0 0	51 101 50-	1 1 0	12 17 5-	0 1 1-	0 0 0	80 134 54-	0 0 0	0 0 0	5 3 2+
050SP	0 0 0	5 2 3+	8 5 3+	9 0 9+	2 3 1-	40 31 9+	0 0 0	34 50 16-	0 0 0	0 0 0	31 19 12+	0 0 0	0 0 0	9 8 1+
050ZZ	0 0 0	0 0 0	4 2 2+	0 3 3-	0 0 0	185 141 44+	0 3 3-	25 52 27-	28 23 5+	0 0 0	54 47 7+	0 0 0	0 0 0	0 0 0
05001	0 0 0	0 0 0	0 0 0	0 0 0	0 0 0	69 59 10+	0 0 0	7 10 3-	4 3 1+	0 0 0	5 4 1+	0 0 0	0 0 0	0 0 0
05002	0 0 0	0 0 0	1 1 0	0 0 0	0 0 0	106 71 35+	0 1 1-	14 18 4-	24 19 5+	0 0 0	49 43 6+	0 0 0	0 0 0	0 0 0
05003	0 0 0	0 0 0	0 1 1-	0 3 3-	0 0 0	5 10 5-	0 2 2-	4 24 20-	0 1 1-	0 0 0	0 0 0	0 0 0	0 0 0	0 0 0
05004	0 0 0	0 0 0	3 0 3+	0 0 0	0 0 0	5 1 4+	0 0 0	0 0 0	0 0 0	0 0 0	0 0 0	0 0 0	0 0 0	0 0 0
051AL	0 0 0	3 5 2-	1 4 1-	0 0 0	0 0 0	14 15 1-	0 0 0	1 1 0	0 0 0	0 0 0	1 4 3-	0 0 0	0 0 0	0 0 0
051RU	0 0 0	3 5 2-	1 2 1-	0 0 0	0 0 0	14 15 1-	0 0 0	1 1 0	0 0 0	0 0 0	1 4 3-	0 0 0	0 0 0	0 0 0
051S0	0 0 0	3 5 2-	1 1 0	0 0 0	0 0 0	2 2 0	0 0 0	0 1 1-	0 0 0	0 0 0	1 4 3-	0 0 0	0 0 0	0 0 0
051SP	0 0 0	0 0 0	0 1 1-	0 0 0	0 0 0	12 13 1-	0 0 0	1 0 1+	0 0 0	0 0 0	0 0 0	0 0 0	0 0 0	0 0 0
052AL	0 0 0	4 4 0	15 4 11+	0 0 0	1 0 1+	82 75 7+	5 1 1+	23 43 20-	24 24 0	0 0 0	103 78 25+	0 0 0	4 5 1-	1 1 0
052RU	0 0 0	4 4 0	4 2 2+	0 0 0	0 0 0	33 24 9+	1 0 1+	0 1 1-	0 0 0	0 0 0	7 8 1-	0 0 0	0 0 0	0 1 1-
052S0	0 0 0	0 1 1-	1 1 0	0 0 0	0 0 0	20 16 4+	0 0 0	0 1 1-	0 0 0	0 0 0	4 0 4-	0 0 0	0 0 0	0 1 1-
052SP	0 0 0	4 3 1+	3 1 2+	0 0 0	0 0 0	13 8 5+	1 0 1+	0 0 0	0 0 0	0 0 0	3 0 3+	0 0 0	0 0 0	0 0 0
052ZZ	0 0 0	0 0 0	11 2 9+	0 0 0	1 0 1+	49 51 2-	2 1 1+	23 42 19-	24 24 0	0 0 0	96 70 26+	0 0 0	4 5 1-	1 0 1+
05202	0 0 0	0 0 0	11 2 9+	0 0 0	1 0 1+	49 51 2-	2 1 1+	23 42 19-	24 24 0	0 0 0	96 70 26+	0 0 0	4 5 1-	1 0 1+
053AL	0 0 0	2 2 0	2 5 3-	0 0 0	0 0 0	26 19 7+	1 3 2-	6 6 0	0 0 0	0 0 0	36 40 4-	0 0 0	0 0 0	0 0 0
053RU	0 0 0	2 2 0	2 5 3-	0 0 0	0 0 0	26 19 7+	1 3 2-	6 6 0	0 0 0	0 0 0	36 40 4-	0 0 0	0 0 0	0 0 0
053S0	0 0 0	1 0 1+	0 0 0	0 0 0	0 0 0	14 4 10+	0 0 0	1 1 0	0 0 0	0 0 0	0 3 3-	0 0 0	0 0 0	0 0 0
053SP	0 0 0	1 2 1-	2 5 3-	0 0 0	0 0 0	12 15 3-	1 3 2-	5 5 0	0 0 0	0 0 0	36 37 1-	0 0 0	0 0 0	0 0 0
054AL	1 1 0	15 27 12-	113 119 6-	11 0 11+	15 9 9-	240 222 18+	142 103 39+	678 734 56-	12 13 1-	1 0 1+	588 553 55+	0 0 0	6 0 6+	109 67 42+
054RU	0 1 1-	5 11 6-	6 5 1+	0 0 0	1 6 5-	91 54 37+	0 0 0	19 18 1+	0 0 0	1 0 1+	123 125 2-	0 0 0	1 0 1+	0 0 0

# PART I I ARRESTS

		PART II ARRESTS BY CHARGE AND AGENCY TYPE										
		JUVENILE	ADULTS	GRAND TOTAL	AGENCY TYPE OTHER ASSAULTS	ARSON	FORGERY	FRAUD	EMBEZZLE	STOLEN PROPERTY	VANDAL	ILLEGAL WEAPONS
SHERIFF	93	17	403	420	81	2	0	78	2	2	24	14
	92	2	599	601	151	3	2	188	2	1	41	12
	CHANGE	15+	196-	181-	70-	1-	2-	110-	0	1+	17-	2+
STATE POLICE	93	10	38	48	3	0	1	0	2	6	6	0
	92	3	24	27	2	0	0	0	1	0	5	0
	CHANGE	7+	14+	21+	1+	0	1+	0	1+	6+	1+	0
MUNICIPAL	93	365	2198	2563	241	11	31	439	7	7	112	40
	92	268	2292	2560	291	10	72	394	1	6	125	47
	CHANGE	97+	94-	3+	50-	1+	41-	45+	6+	1+	13-	7-
PARKERSBURG PD	93	320	2031	2351	219	11	22	425	4	3	104	37
	92	237	2122	2359	271	10	68	385	1	4	111	43
	CHANGE	83+	91-	8-	52-	1+	46-	40+	3+	1-	7-	6-
VIENNA PD	93	27	126	153	13	0	7	10	3	4	8	3
	92	28	165	193	20	0	4	8	0	2	11	4
	CHANGE	1-	39-	40-	7-	0	3+	2+	3+	2+	3-	1-
WILLIAMSTOWN PD	93	18	41	59	9	0	2	4	0	0	0	0
	92	3	5	8	0	0	0	1	0	0	3	0
	CHANGE	15+	36+	51+	9+	0	2+	3+	0	0	3-	0
*****												
WYOMING CTY TOTAL	93	27	578	605	114	5	6	4	0	7	9	27
	92	17	503	520	94	1	6	38	1	3	17	47
	CHANGE	10+	75+	85+	20+	4+	0	34-	1-	4+	8-	20-
*****												
RURAL	93	13	325	338	78	3	4	4	0	7	8	22
	92	4	314	318	70	1	6	38	1	1	11	36
	CHANGE	9+	11+	20+	8+	2+	2-	34-	1-	6+	3-	14-
SHERIFF	93	7	290	297	75	3	4	3	0	4	7	19
	92	0	276	276	68	1	5	34	1	1	11	34
	CHANGE	7+	14+	21+	7+	2+	1-	31-	1-	3+	4-	15-
STATE POLICE	93	6	35	41	3	0	0	1	0	3	1	3
	92	4	38	42	2	0	1	4	0	0	0	2
	CHANGE	2+	3-	1-	1+	0	1-	3-	0	3+	1+	1+
MUNICIPAL	93	14	253	267	36	2	2	0	0	0	1	5
	92	13	189	202	24	0	0	0	0	2	6	11
	CHANGE	1+	64+	65+	12+	2+	2+	0	0	2-	5-	6-
MULLENS PD	93	4	73	77	5	2	0	0	0	0	1	2
	92	8	56	64	5	0	0	0	0	2	2	3
	CHANGE	4-	17+	13+	0	2+	0	0	0	2-	1-	1-
PINEVILLE PD	93	0	46	46	1	0	0	0	0	0	0	0
	92	0	31	31	0	0	0	0	0	0	0	1
	CHANGE	0	15+	15+	1+	0	0	0	0	0	0	1-
OCEANA PD	93	10	134	144	30	0	2	0	0	0	0	3
	92	5	102	107	19	0	0	0	0	0	4	7
	CHANGE	5+	32+	37+	11+	0	2+	0	0	0	4-	4-

# PART II ARRESTS

	COML VICE	SEX OFFENSES	PART II NARCOTIC AND DRUG	GAMBLING	ARRESTS FAMILY OFFENSES	BY CHARGE DRIVING UND INFL	AND AGENCY LIQUOR LAIS	IYI'E DRUIK-ENIIESS	DISORD CONDUCT	VAGRANCY	OTHER OFFENSES	SUSPICION	CURFEW LOITER	RUN-ANAYS
05450	0 1 1-	5 11 6-	5 4 1+	0 0 0	0 5- 5-	69 41 28+	0 0 0	19 17 2+	0 0 0	0 0 0	119 122 3-	0 0 0	0 0 0	0 0 0
0545P	0 0 0	0 0 0	1 1 0	0 0 0	1 1 0	22 13 9+	0 0 0	0 1 1-	0 0 0	1 0 1+	4 3 1+	0 0 0	1 0 1+	0 0 0
0542Z	1 0 1+	10 16 6-	107 114 7-	11 0 11+	5 9 4-	149 168 19-	142 103 39+	659 716 57-	12 13 1-	0 0 0	465 408 57+	0 0 0	5 0 5+	109 67 42+
05401	1 0 1+	9 16 7-	99 113 14-	11 0 11+	4 5 1-	104 98 6+	126 102 24+	619 673 54-	9 9 0	0 0 0	437 391 46+	0 0 0	2 0 2+	105 59 46+
05402	0 0 0	1 0 1+	8 1 7+	0 0 0	1 4 3-	38 67 29-	0 0 0	32 43 11-	1 4 3-	0 0 0	20 17 3+	0 0 0	0 0 0	4 8 4-
05403	0 0 0	0 0 0	0 0 0	0 0 0	0 0 0	7 3 4+	16 1 15+	8 0 8+	2 0 2+	0 0 0	8 8 8+	0 0 0	3 0 3+	0 0 0
*****														
055AL	0 0 0	4 12 8-	12 17 5-	0 0 0	3 7 4-	201 149 52+	20 4 16+	44 33 11+	11 14 3-	0 1 1-	132 74 58+	0 0 0	0 2 2-	6 0 6+
*****														
055RU	0 0 0	4 12 8-	7 10 3-	0 0 0	3 2 1+	86 59 27+	3 0 3+	13 12 1+	0 0 0	0 0 0	91 59 32+	0 0 0	0 0 0	5 0 5+
055S0	0 0 0	4 10 6-	5 8 3-	0 0 0	3 1 2+	78 52 26+	1 0 1+	1 0 1+	0 0 0	0 0 0	85 50 35+	0 0 0	0 0 0	5 0 5+
055SP	0 0 0	0 2 2-	2 2 0	0 0 0	0 1 1-	8 7 1+	2 0 2+	12 12 0	0 0 0	0 0 0	6 9 3-	0 0 0	0 0 0	0 0 0
055Z2	0 0 0	0 0 0	5 7 2-	0 0 0	0 5 5-	115 90 25+	17 4 13+	31 21 10+	11 14 3-	0 1 1-	41 15 26+	0 0 0	0 2 2-	1 0 1+
05501	0 0 0	0 0 0	2 4 2-	0 0 0	0 0 0	24 12 12+	3 4 1-	28 20 8+	9 3 6+	0 1 1-	1 6 5-	0 0 0	0 2 2-	0 0 0
05502	0 0 0	0 0 0	2 0 2+	0 0 0	0 0 0	33 30 3+	0 0 0	0 0 0	0 0 0	0 0 0	10 0 10+	0 0 0	0 0 0	0 0 0
05503	0 0 0	0 0 0	1 3 2-	0 0 0	0 5 5-	58 48 10+	14 0 14+	3 1 2+	2 11 9-	0 0 0	30 9 21+	0 0 0	0 0 0	1 0 1+

# DEPARTMENT OF NATURAL RESOURCES

1993

## DIST 1

BARBOUR  
BROOKE  
HANCOCK  
HARRISON  
MARION  
MARSHALL  
MONONGALIA  
OHIO  
PRESTON  
TAYLOR  
TUCKER  
WETZEL

## DIST 2

BERKELEY  
GRANT  
HAMPSHIRE  
HARDY  
JEFFERSON  
MINERAL  
MORGAN  
PENDLETON

## DIST 3

BRAXTON  
CLAY  
LEWIS  
NICHOLAS  
POCAHONTAS  
RANDOLPH  
UPSHUR  
WEBSTER

## DIST 4

FAYETTE  
GREENBRIER  
McDOWELL  
MERCER  
MONROE  
RALEIGH  
SUMMERS  
WYOMING

## DIST 5

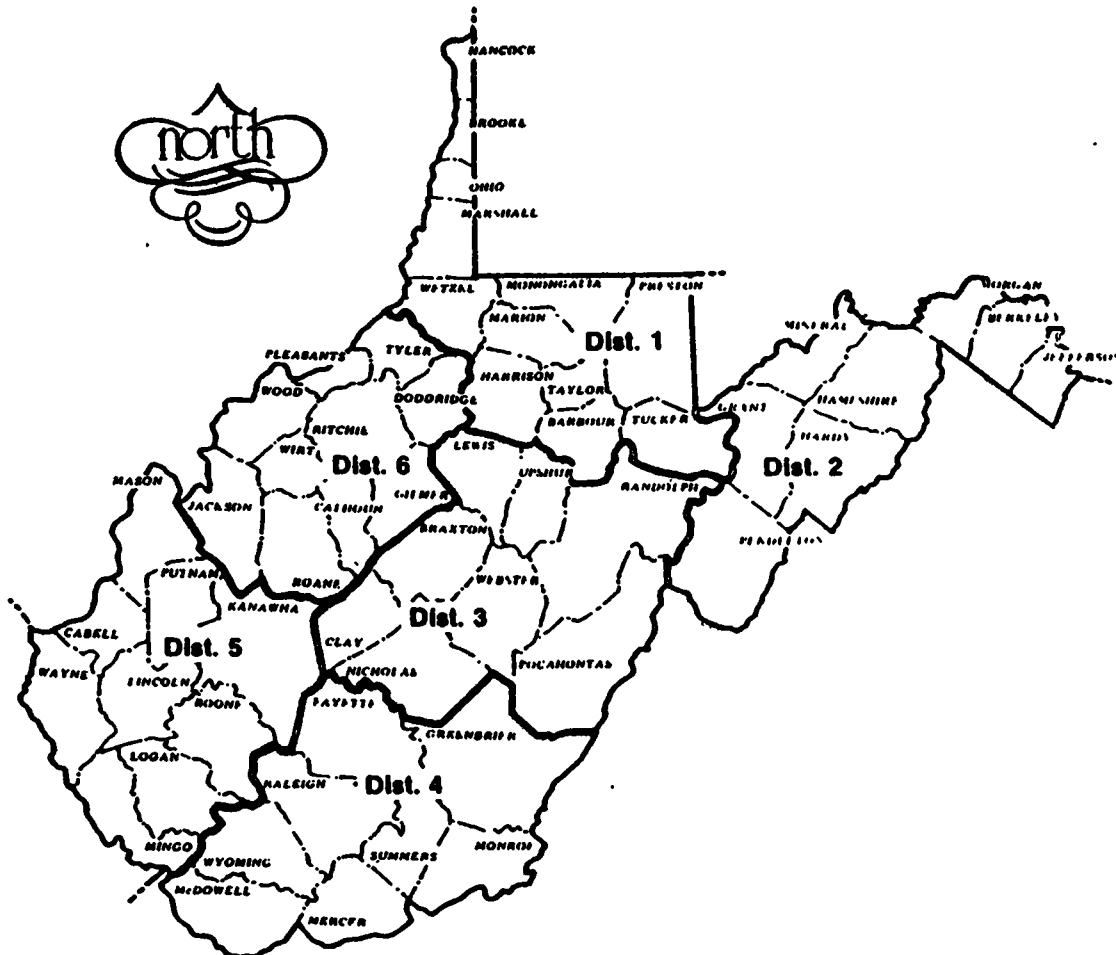
BOONE  
CABELL  
KANAWHA  
LINCOLN  
LOGAN  
MASON  
MINGO  
PUTNAM  
WAYNE

## DIST 6

CALHOUN  
DODDRIDGE  
GILMER  
JACKSON  
PLEASANTS  
RITCHIE  
ROANE  
TYLER  
WIRT  
WOOD

The Department of Natural Resources is divided into six (6) districts. Above are the counties covered by each of these districts.

The following page depicts the arrest activity by district.



DEPARTMENT OF NATURAL RESOURCES - ARRESTS FOR 1993

TOTAL DNR ARRESTS (ALL DISTRICTS)																							
AGES >>>>	< 10	10-12	13-14	15	16	17	18	19	20	21	22	23	24	25-29	30-34	35-39	40-44	45-49	50-54	55-59	60-64	65 >	TOTAL
MANSLAUGHTER																	1		1				2
FEL ASSAULT														1									1
LARCENY THEFT														1									1
OTHER ASSAULTS					1						1											1	3
ARSON															1								1
WEAPON LAWS			4	1	8	9	16	14	10	9	9	13	11	43	26	14	31	10	9	6	2	1	246
DRUGS							1	2		3	1	3	1	6	2	4	3						26
DUI									1					1		1	2						6
DRUNKENNESS														2									2
ALL OTHER							1			1				2	2								6
<b>TOTAL</b>			<b>4</b>	<b>1</b>	<b>9</b>	<b>9</b>	<b>18</b>	<b>16</b>	<b>11</b>	<b>13</b>	<b>11</b>	<b>16</b>	<b>12</b>	<b>56</b>	<b>31</b>	<b>19</b>	<b>37</b>	<b>18</b>	<b>10</b>	<b>6</b>	<b>2</b>	<b>2</b>	<b>393</b>
DNR ARRESTS - DISTRICT 1																							
OTHER ASSAULT					1																	1	2
WEAPON LAW							3	1				1	1	2	2	1					1		12
DRUGS										2													2
ALL OTHER														2									2
<b>TOTAL</b>					<b>1</b>		<b>3</b>	<b>1</b>		<b>2</b>		<b>1</b>	<b>1</b>	<b>4</b>	<b>2</b>	<b>1</b>					<b>1</b>	<b>1</b>	<b>18</b>
DNR ARRESTS - DISTRICT 2																							
FEL ASSAULT														1									1
WEAPON LAW					2	1	2	2	2			4	2	10	6		4		1	2			37
DRUGS										1		3	1	2	1								6
ALL OTHER							1				1												2
<b>TOTAL</b>					<b>2</b>	<b>1</b>	<b>3</b>	<b>2</b>	<b>2</b>	<b>2</b>		<b>7</b>	<b>3</b>	<b>13</b>	<b>6</b>		<b>4</b>		<b>1</b>	<b>2</b>		<b>48</b>	
DNR ARRESTS - DISTRICT 3																							
WEAPON LAW							4	2	1	1	6	3		7	4		1		1			1	30
DRUGS							1	2			1			1		2	2						9
DUI									1								2						3
DRUNKENNESS														1									1
<b>TOTAL</b>							<b>5</b>	<b>4</b>	<b>2</b>	<b>1</b>	<b>6</b>	<b>3</b>		<b>9</b>	<b>4</b>	<b>2</b>	<b>5</b>		<b>1</b>			<b>43</b>	
DNR ARRESTS - DISTRICT 4																							
MANSLAUGHTER																	1		1				2
LARCENY THEFT														1									1
ARSON															1								1
WEAPON LAW					1	2	4		3		2	1		3	1	1	3	1	1	1			24
DRUGS								1						1	1		1						4
<b>TOTAL</b>					<b>1</b>	<b>2</b>	<b>4</b>	<b>1</b>	<b>3</b>		<b>2</b>	<b>1</b>		<b>5</b>	<b>3</b>	<b>1</b>	<b>5</b>	<b>1</b>	<b>2</b>	<b>1</b>		<b>32</b>	
DNR ARRESTS - DISTRICT 5																							
OTHER ASSAULT												1											1
WEAPON			1		2	3	1	2		2			2	4			2	1					20
DRUGS														2		2							4
DUI														1		1							2
DRUNKENNESS														1									1
ALL OTHER														2									2
<b>TOTAL</b>			<b>1</b>		<b>2</b>	<b>3</b>	<b>1</b>	<b>2</b>		<b>2</b>	<b>1</b>		<b>2</b>	<b>6</b>	<b>2</b>	<b>3</b>	<b>2</b>	<b>1</b>				<b>36</b>	
DNR ARRESTS - DISTRICT 6																							
WEAPON			3	1	3	3	2	7	4	6	2	4	6	17	14	12	21	8	6	3	1		123
<b>TOTAL</b>			<b>3</b>	<b>1</b>	<b>3</b>	<b>3</b>	<b>2</b>	<b>7</b>	<b>4</b>	<b>6</b>	<b>2</b>	<b>4</b>	<b>6</b>	<b>17</b>	<b>14</b>	<b>12</b>	<b>21</b>	<b>8</b>	<b>6</b>	<b>3</b>	<b>1</b>	<b>123</b>	

# ARSON

## 1993

### Crime Clock - 1 Arson every 19 hours, 57 minutes

#### DEFINITION

The offense of arson is defined by the National Uniform Crime Reporting (UCR) Program to include any willful or malicious burning or attempts to burn, with or without intent to defraud, a dwelling, public housing, motor vehicle or aircraft, personal property of another, etc.

Early in 1979, in accordance with the FBI-UCR Program, the West Virginia UCR Program began collecting arson data submitted by the UCR contributing agencies.

Reported Arson offenses during 1993 show 439 offenses with estimated property loss of \$ 6,652,407. 1992 figures reported 462 arson offenses with property loss estimated at \$ 12,377,242. The number of offenses decreased 5.0 % while the estimated property loss decreased 46.3 %.

Law enforcement agencies cleared 98 arson offenses during 1993 for a clearance rate of 22.3 %.

	ESTIMATED PROPERTY DAMAGE		% CHANGE
	1993	1992	
TOTAL	\$ 6,652,407	\$ 12,377,242	- 46.3 %
STRUCTURAL	\$ 5,770,340	\$ 11,923,488	- 51.6 %
MOBILE	\$ 806,717	\$ 448,130	+ 80.0 %
OTHER	\$ 75,350	\$ 5,624	+ 1,239.8 %

	OFFENSES		% CHANGE
	1993	1992	
TOTAL	439 ( 100 %)	462 ( 100 %)	- 5.0 %
STRUCTURAL	278 ( 63.3 %)	323 ( 69.9 %)	- 13.9 %
MOBILE	121 ( 27.6 %)	105 ( 22.7 %)	+ 15.2 %
OTHER	40 ( 16.7 %)	34 ( 7.4 %)	+ 17.6 %

YEAR	OFFENSES	% CHANGE
1984	655	
1985	639	- 2.4 %
1986	635	- 0.6 %
1987	447	- 29.6 %
1988	582	+ 30.2 %
1989	548	- 5.8 %
1990	503	- 8.2 %
1991	529	+ 5.2 %
1992	462	- 12.7 %
1993	439	- 5.0 %



# ARSON 1993

PROPERTY CLASSIFICATION	1	2	3	4	5	6	7	8
	Offenses Reported or Known to Police (Include Unfounded and Attempts)	Unfounded, i.e. False of Baseless Complaints	Number of Actual Offenses (Column 2 Minus Column 3 Include Attempts)	Total Offenses Cleared by Arrest or Exceptional Means (Include Column 6)	Number of Clearances Involving Only Persons Under 18 Years of Age	Offenses Where Structures Uninhabited, Abandoned, or not Normally in Use	Estimated Value of Property Damage	
A Single Occupancy Residential Houses Townhouses Duplexes etc	135	3	150	42	10	33	\$ 2,333,725	
B Other Residential Apartments Tenements Flats Hotels Motels, Inns Dormitories Boarding Houses etc	19		19	4	3		\$ 161,215	
C Storage Barns Garages Warehouses etc	28		28	4	2	8	\$ 94,695	
D Industrial / Manufacturing	2		2	1	1	1	\$ 545,525	
E Other Commercial Stores Restaurants Offices etc	39		39	7	1	1	\$ 2,341,400	
F Community/Public Churches Jails Schools, Colleges Hospitals etc	28	1	27	11	5	2	\$ 213,430	
G All Other Structure Out Buildings, Monuments, Buildings Under Construction, etc	13		13	3		5	\$ 80,350	
<b>TOTAL STRUCTURE</b>	<b>282</b>	<b>4</b>	<b>278</b>	<b>72</b>	<b>22</b>	<b>50</b>	<b>\$ 5,770,340</b>	
H Motor Vehicles Automobiles Trucks, Buses Motorcycles etc UCR Definition	106	1	105	9	1		\$ 383,367	
I Other Mobile Property Trailers Recreational Vehicles, Airplanes Boats etc	16		16	2			\$ 423,350	
<b>TOTAL MOBILE</b>	<b>122</b>	<b>1</b>	<b>121</b>	<b>11</b>	<b>1</b>		<b>\$ 806,717</b>	
J TOTAL OTHER Crops Timber Fences Signs, etc	40		40	15	4		\$ 75,350	
<b>GRAND TOTAL</b>	<b>444</b>	<b>5</b>	<b>439</b>	<b>98</b>	<b>27</b>	<b>50</b>	<b>\$ 6,652,407</b>	

# DOMESTIC VIOLENCE

The increasing incidence of abuse between family members prompted the enactment of House Bill 802 which resulted in West Virginia State Law §48-2A. This law mandated the collection of domestic violence. Information on spouses, persons living as spouses, persons who formerly resided as spouses, parents, children and step children or other persons related by blood or marriage is collected;

**Abuse:** The occurrence of one or more of the following acts between family or household members who reside together or who formerly resided together:

1. Attempting to cause or intentionally, knowingly or recklessly causing bodily injury with or without a dangerous or deadly weapon.
2. Placing, by physical menace, another in fear of imminent serious bodily injury.
3. Sexually abusing a person under the age of 18 years.

The following information on Domestic Violence is in compliance with State Code 48-2A-9. Collecting the information on Domestic Violence began on July 1, 1981.

Law enforcement agencies reported they received a total of 8,647 complaints on Domestic Violence for 1993. This represented a 43.4 % increase over the 1992 figure of 6,029. They investigated 8,354 (96.6 %) of these complaints. Of the complainant who were victims, 777 (10.0 %) were male, 7,000 (90.0 %) female and 2,595 (30.0 %) of them had filed a previous complaint. **Repeated Abuse Victims** suffered 6 Homicides, 1,841 Simple Assaults and 62 Felonious Assaults. Protection Orders were violated in 102 (1.2 %) cases

VICTIM			OFFENDER		
7,678	FEMALES	(88.8 %)	792	FEMALES	( 9.2 %)
964	MALES	(11.2 %)	7,847	MALES	(90.8%)

### WEAPONS USED

HANDS, FISTS	6,079	(89.1 %)
GUNS	224	( 3.3 %)
CLUBS	352	( 5.2 %)
KNIVES	174	( 2.5 %)

EXTENT OF ABUSE			ACTION TAKEN ON TOTAL COMPLAINTS		
SIMPLE ASSAULT	6,354	(73.5%)	ARREST	1,050	(12.1 %)
FELONIOUS ASSAULT	226	( 2.6%)	REFERRED	6,659	(77.0 %)
HOMICIDE	41	( 0.5%)	OTHER	1,419	(16.4 %)
OTHER	1,932	(22.3%)			

- The average offender age was 31, while the youngest was 10 and the oldest was 95.
- Average victim age was 30, the youngest was 1, and the oldest was 93.
- Average response time was 18.72 minutes.

# DOMESTIC VIOLENCE

## 1993

### RELATIONSHIP - VICTIM TO OFFENDER

<b>WIFE</b>	<b>3,459</b>	<b>(46.8 %)</b>
Common-Law-Wife	1,559	(21.1 %)
Ex-Wife	452	( 6.1 %)
Ex-Girlfriend	369	( 5.0%)
Mother	298	( 4.0 %)
Husband	259	( 3.5 %)
Daughter	177	( 2.4 %)
Son	133	( 1.8 %)
Sister	128	( 1.7 %)
Father	113	( 1.5 %)
Brother	84	( 1.1 %)
Other Family	66	( 0.9 %)
Ex-Husband	60	( 0.8 %)
In-Law	54	( 0.7 %)
Step-Daughter	29	( 0.4 %)
Step-Son	23	( 0.3 %)
Ex-Boyfriend	22	( 0.3 %)
Grandmother	19	( 0.3 %)
Step-Father	17	( 0.2 %)
Cousin	14	( 0.2 %)
Neice	13	( 0.2 %)
Nephew	12	( 0.2 %)
Stepmother	10	( 0.1 %)
Grand-Daughter	6	( 0.1 %)
Grand-Father	5	( 0.1 %)
Aunt	5	( 0.1 %)
Uncle	2	( 0.0 %)
Grandson	1	( 0.0 %)

### DAY OF WEEK

<b>SUNDAY</b>	<b>1,497</b>	<b>(17.3 %)</b>
MONDAY	1,140	(13.2 %)
TUESDAY	1,153	(13.3 %)
WEDNESDAY	1,038	(12.0 %)
THURSDAY	1,123	(13.0 %)
FRIDAY	1,222	(14.1 %)
SATURDAY	1,474	(17.2 %)

### MONTH

JANUARY	624	(7.2 %)
FEBRUARY	538	(6.2 %)
MARCH	633	(7.3 %)
APRIL	728	(8.4 %)
MAY	727	(8.4 %)
JUNE	698	(8.1 %)
JULY	831	(9.6 %)
<b>AUGUST</b>	<b>876</b>	<b>(10.1%)</b>
SEPTEMBER	758	(8.8 %)
OCTOBER	809	(9.4 %)
NOVEMBER	791	(9.1 %)
DECEMBER	634	(7.3 %)

## CAVEAT

### CHILD ABUSE CASES FROM HUMAN SERVICES

Although West Virginia State Code §48-2A-9 mandates the West Virginia Department of Health and Human Resources to report to the Department of Public Safety in those instances of child abuse reported to the department which are not otherwise reported to any other law enforcement agency, DHHR was unable to provide the 1993 child abuse statistics as required. DHHR stated that such figures for 1993 are substantially understated due to the lack of statistics from numerous counties. Reproduction of these figures in the report would misrepresent the number of child abuse cases. Due to this fact, the information could not be supplied.

# DOMESTIC VIOLENCE 1993

AGENCY ID	TOTAL COMPL	TOTAL INVEST	MALE	FEMALE	COMPLAINTANT INFORM*	REPEAT*	PRIOR COMPL	MSIM #ASS	FEL ASS	HOMICIDE	OTH*	ABUSE*****	KARREST	ACTION REFER	TAKEN*****	OTH*	PROT VIOL
BERKELEY SPRINGS	28	26	6	22	21	3	3	25		1		2	7	15	7		
SP BUCKHANNON	24	23	2	22	23	8	6	17	2			3	1	21	2		
SP CHARLES TOWN	96	96	8	88	95	21	31	95	1				5	91			
SP GLASSBORO	7	6	1	6	3			1	6				4		3		
SP BRIDGEPORT	96	91	12	84	82	48	96	57	2			38	14	80	2		1
SP CLAY	7	6		7	6	3	7	5						4	2		
SP ELIZABETH	10	10	1	7	7	4	4	8				1	1	4	2		
SP ELKINS	124	118	4	120	114	29	142	110	1			13	1	4	7		
SP FAIRMONT	46	43	6	41	37	4	6	12				27	17	105	3		
SP FRANKLIN	26	25	4	20	23	10	18	14				11	7	42	3		
SP GLENVILLE	5	4	1	4	3	1	1	3		1		1	3	16	5		2
SP GRAFTON	7	5		7	7	1	1	6				1			2		
SP GRANTSVILLE	5	5		5	5			4				1		2	5		
SP HAMLIN	54	52	1	53	54	24	54	43				11	20	48	1		
SP HARRISVILLE	3	2		2	2	1	1	3					1		1		
SP HINTON	7	6		7	7			3				3	1		6		
SP KEYSER	33	33	7	28	33	14	26	32	2			7	4	27	1		1
SP KINGWOOD	25	21	2	23	21	2	16	15	3				7	2	3		
SP LEWISBURG	5	5		5	5			5							5		
SP MADISON	6	6		6	6			3							3		
SP MARLINTON	20	16		18	18	7	2	11	2			3	1	1	3		
SP MARINSBURG	211	208	20	190	201	45	114	200	3			7	27	18	3		
SP MOOREFIELD	10	10	2	8	6	3	2	5	1				3	173	3		
SP MORGANTOWN	85	85	7	78	82	15	38	29		1			19	51	2		
SP MOUNDSVILLE	3	3	1	2	3			2					2		4		
SP OAK HILL	6	6	4	2	5	1	3	4				1	1	1	5		
SP PARKERSBURG	16	16		16	15	2	4	14	2			2	1	1	3		
SP PETERSBURG	4	4		4	4	2	4	2						11	5		
SP PHILIPPI	8	6		8	8	1	1	5				3	1	6	1		
SP JESSE	6	5		6	4	1	1	2				2		5	1		
SP PRINCETON	2	2		2	2			2							1		
SP RAINELLE	9	9		9	8	1	3	5				7	3	7	1		
SP ROMNEY	31	31	1	29	30	8	17	20		1		11	2	11	22		
SP ST. MARYS	11	11	2	12	10	1	5	9				3	3	8	8		1
SP SO. CHARLESTON	26	26	2	24	18	7	10	15		1		8	16	3	1		
SP SUTTON	2	2	1	1	2	1	1	1						1	2		
SP WHEELING	53	49	8	45	52	13	19	28	1			21	12	42	1		1
SP MAYNE	3	3		3	3			3						3	3		
SP WEBSTER SPRINGS	1	1		1	1			1						1	1		
SP MELCH	17	16	2	15	14	6	9	10		1		7	4	1	12		1
SP WEST UNION	15	13	2	13	13	1	42	11	1			3	2	8	8		1
SP WILLIAMSON	3	3		3	3			3					1	1	1		1
SP WILFIELD	17	17	2	15	16	1	1	11	1			6	1	2	15		
SP HUNDRED	2	2		2	2			2				1		1	1		
SP NEW CUMBERLAND	1	1		1	1	1	4	1				1	1	1	1		
PD RELINGTON	1	1		1	1			1						1	1		
PD PHILIPPI	16	16	1	15	16	7	7	10				6	8	8	8		2
SO BERKELEY CO	162	162	12	150	140	56	145	106	1			55	14	161	12		2
PD MARTINSBURG	351	348	39	312	349	7	9	308	7			58	72	286	12		2
SO BOONE CO	50	15	6	24	23	2	4	29				1		24	4		

# DOMESTIC VIOLENCE

## 1993

AGENCY ID	TOTAL COMPL	TOTAL INVEST	MALE	FEMALE	COMPLAINANT VICTIM REPEAT*	INFO*	PRIOR COMPL	ASS	HOMICIDE	OTH*	ARREST	ACTION TAKEN*	OTH*	PROT VIOL
								FEL				REFER		
MV STATE COLLEGE	8	7		8	8	19	10	5		3	1	8		
SO LEWIS CO	19	19		19	19	6	6	18		1	4	16	3	
PS WESTON	6	5	1	6	6	3	11	2		1	6	4	1	2
PD LOGAN	1	3		1	1	1	5	2			1	1		
PD MAN	1	2	1	1	1	1	1	2			1	1		
PD CHAPMANVILLE	3	3		3	3	1	1	2			1	1		
PD KIMBALL	4	4		4	4	1	1	4			1	3		
SO MARION CO	164	164	22	142	147	76	241	10	2	32	34	127	4	1
PD FAIRMONT	300	299	30	271	271	128	367	8		66	18	216	3	3
PD MARRINGTON	18	12		15	15	7	12	11		7	4	14	2	
SO MARSHALL CO	83	83	13	70	54	15	29	62	3	18	15	47	25	2
PD CAMERON	1	1		1	1	4		1		8	1	1	5	1
PD GLEN DALE	11	11		11	11			3		1	1	6		
PD MCMECHAN	15	14		15	15			4		1	1	4	2	
PD MOUNDSVILLE	11	11	1	10	11	7	18	10	1	1	9	4	2	
SO MASON CO	41	38	3	38	41	6	8	35		3	2	2	39	
PD PT. PLEASANT	38	38	5	33	38	73	85	229	1	8	6	26	1	
SO MERCER CO	230	230	28	202	230			1		1	6	229	1	
PD BLUEFIELD	10	10	8	87	69	5	40	69		36	4	106	30	1
PD PRINCETON	107	107	12	94	102	4	13	72		16	13	63	12	
SO MINERAL CO	106	39	4	27	24	6	35	6		8	5	15	6	
PD KEYSER	31	30	2	26	26	22	22	13	2	13	3	11	20	4
PD PIEDMONT	6	6		6	6			15			1	15		
SO MINGO CO	32	21	2	30	15	2	3	15			1	2	5	
PD WILLIAMSON	15	14	2	15	15	4	3	5			1	1	1	
PD KERRIT	7	7	2	5	4	2	1	1			1	1	1	
PD DELBARTON	3	3	9	3	3	1	1	75		35	12	75	29	
SO MONONGALIA	107	105	9	98	95	57	146	73	1	17	19	49	70	5
PD MORGANTOWN	92	88	9	72	72	13	25	1		15	1	1	1	
PD STAR CITY	1	1	1	1	1	1	4	3			1	8	7	
PD WESTOVER	16	16	1	13	13	2	1	3			1	5	1	
PD GRAVILL	17	17	4	13	16	8	46	8			7	12	6	
SO MORGAN CO	17	15	4	17	17	1	1	13		4	4	45	15	
SO NICHOLAS	60	60	6	53	57	1	1	4	2	14	1	1	7	
PD RICHMOND	8	8	4	8	8	4	8	3		5	2	7	1	3
PD SUMMERSVILLE	10	10	4	10	10	5	8	7		3	10	46	23	4
SO OHIO CO	71	65	9	59	70	10	28	39	1	26	27	91	15	
PD WHEELING	133	133	16	116	122	39	84	4	1	15	3	1	1	
PD BETHLEHEM	4	4		4	4	2	6	1			1	1	1	
WEST LIBERTY COL	1	1		1	1	7	12	1		4	3	4	11	
SO POCAHONTAS CO	22	20	1	22	22	7	28	18		6	7	14	3	
SO MARLINTON CO	11	10	3	10	10	5	8	19	1	5	2	10	1	1
SO KINGWOOD	16	17		13	13	2	6	11			1	15	1	
SO PUTNAM CO	1	1	15	1	1	1	2	1		40	24	62	46	1
SO HURRICANE	131	131	3	117	115	98	673	90		6	3	25	5	
PD RALEIGH CO	458	458	91	367	330	6	12	23		112	29	214	218	
PD BECKLEY	220	219	22	198	183	101	254	360	1	144	55	70	94	11
PD ELKINS	65	65	18	47	39	8	4	16	1	48	5	48	29	

AGENCY ID	TOTAL COMPL	TOTAL INVEST	MALE	FEMALE	COMPLAINANT	INFORMANT	REPEAT	PRIOR COMPL	NSIM #ASS	FEL ASS	HOMICIDE	OTHER	ARREST	REFER	OTHER	PROT VIOL
PD WHITESVILLE	1	1	7	1	1	34	99	1	59	2		14	7	1	9	1
PD BROOKE	71	69	5	19	67	10	28	5	5	19			3	20	1	
PD FOLLENSBEE	24	24	5	19	23	3	13	5	4					3	1	
PD MELLESBURG	5	4	27	5	175	45	121	5	158	6	1	17	17	169	2	
PD CABELL	183	183	5	20	25	11	9	1	13			12		24	2	
PD BARBOURSVILLE	25	23	17	5	289	55	129	1	220	11	1	51	48	280	14	3
PD HUNTINGTON	294	285	1	5	6	5	5		5			1	1	5		
PD MILTON	6	6	1	2	2	9	25		2			4	2	9	3	
MARSHALL UNIVERSITY	2	6	2	12	13	1	6		8			2	1	2	1	
SO CALHOUN	12	3	2	3	10	16	20	1	10			2	1	2	1	
SO CLAY	3	7	1	9	10	3	8		29			1	8	3	4	
SO DODDRIDGE	12	44	1	45	45	16	20		5			12	2	40	4	1
SO FAYETTE CO	44	44	1	5	1	5	7		1				1	5		
PD ANSTED	5	1	1	1	1	1	1		1				1	1	6	1
PD FAYETTEVILLE	1	8	1	7	7	1	1		1				1	1	1	1
PD MONTGOMERY	8	1	1	1	1	1	1		1				1	1	1	1
PD MOUNT HOPE	1	1	1	1	1	1	1		1				1	1	1	1
PD OAK HILL	18	18	1	11	10	1	1		17			1	1	17	1	1
PD SMITHS	11	11	1	11	11	1	21		11			3	6	5	3	1
SO GILMER CO	13	3	1	13	13	2	1		11	2		3	1	5	5	1
PD GLENVILLE	3	3	1	3	3	3	1		7	1		5	1	3	5	1
PD GRANT CO	7	7	1	6	7	3	3		1	2		5	2	6	7	1
SO GREENBRIER CO	7	7	1	7	7	6	1		6				1	7	3	1
PD LEWISBURG	1	1	1	1	1	1	2		1				1	3	1	1
PD RAINELLE	5	9	1	5	9	1	6		1				1	2	1	1
PD ROMNEY	9	23	6	17	22	1	41		16			2	17	9	1	1
SO HANCOCK CO	23	173	1	149	139	56	1		150			26	17	166	12	1
PD WEIRTON	177	173	2	3	3	2	1		2			2	1	10	10	1
PD NEW CUMBERLAND	6	6	1	4	6	2	1		2			2	1	3	1	1
SO HARDY CO	6	6	1	4	6	2	1		6			6	1	5	1	1
PD MOOREFIELD	20	20	1	19	20	9	11		13			6	1	17	1	2
SO HARRISON CO	144	141	25	119	117	82	224		108	1		26	14	143	1	1
PD BRIDGEPORT	13	13	3	10	13	6	20		11	3		2	14	12	1	1
PD CLARKSBURG	212	209	15	197	212	115	11		161			45	43	200	35	1
PD SHINNISTON	3	3	1	8	3	4	6		5			3	2	6	5	2
PD STONEHOOD	5	5	1	4	4	4	1		5	1		3	3	5	5	2
PD ANMOORE	8	8	1	7	6	4	6		6			3	4	5	12	2
PD MUTTER FORT	20	20	2	17	19	1	11		18			3	2	20	6	3
PD LUMBERPORT	4	4	1	4	6	1	1		1			3	5	3	2	3
SO JACKSON CO	9	8	2	9	9	2	5		9			2	2	1	1	4
PD RAVENSHOOD	5	5	3	6	6	4	6		4			2	4	2	2	5
PD RIPLEY	7	18	2	22	22	4	6		5			2	5	1	1	4
PD CHARLES TOWN	24	17	3	14	12	10	28		21	2		1	2	1	1	2
PD RANSON	17	535	34	501	535	1	624		452	43	1	81	11	522	16	22
SO KANAWHA CO	728	711	121	607	714	219	38		606	1		27	66	563	107	
PD CHARLESTON	111	111	13	96	101	56	19		79	1		14	6	105	1	
PD DUNBAR	44	44	4	40	41	10	39		31			32	2	44	4	
PD NITRO	54	54	6	48	54	7	73		23	1		1	3	52	1	
PD ST. ALBANS	26	26	4	22	26	23	1		2			1	2	24	4	
PD CHESAPEAKE	2	2	4	4	4	23	73		25			1	3	4	1	
PD MARMET	4	4	4	4	4	23	73		2			1	3	4	1	

# DOMESTIC VIOLENCE

## 1993

# DOMESTIC VIOLENCE

## 1993

AGENCY ID	TOTAL COMPL	TOTAL INVEST	MALE	FEMALE	COMPLAINANT REPEAT	INFORM	REPEAT	PROR COMPL	***** KASS	KSIM ASS	FEL ASS	HONICIDE	***** OTHX	***** REFER	TAKEN***** REFER	***** OTHX	PROT VIOL
SO RITCHIE CO	6	10	1	6	6	3	17	5	1	1	2	4	4	2	4	1	
PD SPENCER	10	75	14	9	10	9	10	8	3	2	2	8	27	2	8	1	
PD GRAFTON	77	24	3	45	15	20	59	15	16	2	5	62	2	5	27	1	
SO TUCKER CO	24	3	3	20	1	1	8	3	19		6	20	3	6	3	1	
SO PARSONS	3	3		2	1	1	1	1	3		2	3	1	2	1		
SO TYLER CO	1	1		1	1	1	6										
SO PADEN CITY	1	3		1	1	1	2	1	1			1	1	1	1		
PD MIDDLEBOURNE	3	9		3	9	1	2	8	1			3	1	7	1		
PD BUCKHANNON	9	31	3	8	31	12	60	25	1	6		3	10	1	2		
SO WAYNE CO	34	10	4	10	8	6	2	7	16			3	1	10	7		
PD CEREDO	10	19		14	18	6	8	1	1	1		5	2	1	6		
PD KENOVA	1	1	1	1	1	1	1	1	1	1		3	2	2	8		
SO KENSTIER	1	1	1	1	1	1	1	1	1	1		3	4	4	4		
SO METZEL CO	17	39	1	6	35	2	17	3	34			5	3	3	3		
SO NEW MARTINSVILLE	39	1	1	38	2	9	17	1	1	1		1	5	3	4		
SO WIRT CO	1	1	1	1	1	1	2	1	1			1	1	1	1		
SO MOOD CO	2	196	32	183	61	1	153	1	129	5	2	64	17	2	2		
SO PARKERSBURG	202	509	72	431	223	61	181	129	306	2	2	141	9	192	6		
PD VIEHNA	511	39	10	29	14	21	29	39	30			9	3	509	1		
PD WILLIAMSON	39	39	12	27	38	21	70	30	21			10	5	27	6		
SO WYOMING CO	31	31	8	23	29	2	7	21	1	2		10	13	16	7		
PD MULLENS	2	2	2	2	2	2	3	1	1			1	2	2	5		
PD PINEVILLE	5	5	1	4	3	2	2	1	4			1	2	4	1		
PD OCEANA	58	58	7	51	54	21	60	10	10			48	6	54	1		
TOTAL	8647	8354	1038	7557	7781	2595	5747	6354	226	22	1932	1050	6659	1419	102		



**PURCHASED OR CONFISCATED CONTROLLED SUBSTANCES**

**JANUARY - DECEMBER 1993**

	<b>AMOUNT PURCHASED (WEIGHT/QUANTITY)</b>	<b>AMOUNT CONFISCATED (WEIGHT/QUANTITY)</b>	<b>ESTIMATED STREET VALUE</b>	
<b>CANNABIS</b>	734.51 GRAMS	2,433.35 GRAMS	\$ 31,250	TOTAL CANNABIS
	103 PLANTS	34,165 PLANTS	\$ 65,038,617	
	30 LBS. 14.66 OZ.	287 LBS. 11.69 OZ.	\$ 919,650	
	11.50 GRAMS	291.65 GRAMS	\$ 5,249	<b>\$ 65,944,766</b>
<b>COCAINE</b>	906 ROCKS	3,427 ROCKS	\$ 180,597	TOTAL COCAINE
	147.23 GRAMS	307.97 GRAMS	\$ 27,298	
	253.75 GRAMS	630.51 GRAMS	\$ 73,513	
	76.00 OZ.	29.55 OZ.	\$ 577,100	<b>\$ 858,808</b>
<b>STIMULANTS</b>	276.76 GRAMS	93.00 GRAMS	\$ 20,991	TOTAL STIMULANTS
	20 UNITS	429 UNITS	\$ 9,187	
	32.40 GRAMS	252 GRAMS	\$ 16,803	
	0 UNITS	21 UNITS	\$ 190	<b>\$ 47,171</b>
<b>DEPRESSANTS</b>	26 GRAMS	91.00 GRAMS	\$ 300	TOTAL DEPRESSANTS
	16.00 UNITS	297 UNITS	\$ 6,688	
	377 UNITS	1,271 UNITS	\$ 4,794	<b>\$ 11,782</b>
<b>NARCOTICS</b>	11.00 GRAMS	38 GRAMS	\$ 7,975	TOTAL NARCOTICS
	0 GRAMS	2 GRAMS	\$ 0	
	290 UNITS	211 UNITS	\$ 5,537	<b>\$ 13,512</b>
<b>HALLUCINOGENS</b>	490 UNITS	404 UNITS	\$ 5,091	TOTAL HALLUCINOGENS
	0 GRAMS	0 GRAMS	\$ 0	
	0 OZ.	0 OZ.	\$ 0	
	6 UNITS	67 UNITS	\$ 1,835	
<b>OTHER</b>				<b>\$ 6,926</b>
	135	62	\$ 595	TOTAL OTHER
<b>TOTAL CONTROLLED SUBSTANCES</b>				<b>\$ 66,933,560</b>

Figures Provided by Uniform Crime Reporting, WV Division of Public Safety, 725 Jefferson Road, So Charleston, WV 746-2159

**ESTIMATED STREET VALUE**

**PURCHASED OR CONFISCATED CONTROLLED SUBSTANCES**

**JANUARY - DECEMBER 1993 vs JANUARY - DECEMBER 1992**

		1993	1992	CHANGE	%CHANGE
<b>CANNABIS</b>	<b>TOTAL</b>	\$ 65,994,766	\$ 83,551,104	-17,566,388	-21.02 %
<b>MARIJUANA</b>	<b>GRAMS</b>	\$ 31,250	\$ 42,360	-11,110	-26.23 %
	<b>PLANTS</b>	\$ 65,038,617	\$ 83,470,815	-18,432,198	-22.08 %
	<b>OUNCES</b>	\$ 919,650	\$ 1,041,197	-121,547	-11.67 %
<b>HASH/HASH OIL</b>	<b>GRAMS</b>	\$ 5,249	\$ 6,732	-1,483	-22.03 %
<b>COCAINE</b>	<b>TOTAL</b>	\$ 858,808	\$ 488,932	+369,876	+75.65 %
	<b>ROCKS</b>	\$ 180,897	\$ 303,092	-123,035	-40.59 %
	<b>GRAMS</b>	\$ 27,298	\$ 28,750	-1,452	-5.05 %
<b>HYDROCHLORIDE</b>	<b>GRAMS</b>	\$ 73,513	\$ 99,750	-26,237	-26.30 %
"powder"	<b>OUNCES</b>	\$ 577,100	\$ 57,340	+519,760	+906.45 %
<b>STIMULANTS</b>	<b>TOTAL</b>	\$ 47,171	\$ 12,985	+34,136	+263.27 %
<b>AMPHETAMINE</b>	<b>GRAMS</b>	\$ 20,991	\$ 3,900	+17,091	+438.23 %
	<b>UNITS</b>	\$ 9,187	\$ 8,500	+687	+8.08 %
<b>OTHER</b>	<b>GRAMS</b>	\$ 16,803	\$ 230	+16,673	+7,249.13 %
	<b>UNITS</b>	\$ 190	\$ 365	-175	-47.95 %
<b>DEPRESSANTS</b>	<b>TOTAL</b>	\$ 11,782	\$ 27,073	-15,291	-56.48 %
<b>BARBITUATES</b>	<b>GRAMS</b>	\$ 300	\$ 0	+300	NA
	<b>UNITS</b>	\$ 6,688	\$ 18,276	-11,588	-63.41 %
<b>OTHER</b>	<b>UNITS</b>	\$ 4,794	\$ 8,797	-4,003	-45.50 %
<b>NARCOTICS</b>	<b>TOTAL</b>	\$ 13,512	\$ 32,135	-18,623	-57.95 %
<b>HEROIN</b>	<b>GRAMS</b>	\$ 7,975	\$ 12,280	-4,305	-35.05 %
<b>OTHER</b>	<b>GRAMS</b>	\$ 0	\$ 15	-15	NA
	<b>UNITS</b>	\$ 5,537	\$ 19,840	-14,303	-72.09 %
<b>HALLUCINOGENS</b>	<b>TOTAL</b>	\$ 6,928	\$ 11,842	-4,916	-41.51 %
<b>LSD</b>	<b>UNITS</b>	\$ 5,091	\$ 10,997	-5,906	-53.71 %
<b>PCP</b>	<b>GRAMS</b>	\$ 0	\$ 200	-200	NA
	<b>OUNCES</b>	\$ 0	\$ 0	0	0 %
<b>OTHER</b>	<b>UNITS</b>	\$ 1,835	\$ 645	+1,190	+184.50 %
<b>OTHER</b>	<b>TOTAL</b>	\$ 585	\$ 23,389	-22,794	-87.46 %
<b>TOTAL CONTROLLED SUBSTANCES</b>		\$ 66,933,560	\$ 84,157,460	-17,223,900	-20.47 %

Figures Provided by Uniform Crime Reporting , WV Division of Public Safety, 725 Jefferson Road, So Charleston, WV 746-2159

## PURCHASED CONTROLLED SUBSTANCES

**JANUARY - DECEMBER 1993 vs. JANUARY - DECEMBER 1992**

	AMOUNT (Weight/Quantity)	1993	1992	CHANGE	% CHANGE
<b>CANNABIS</b>					
Marijuana	GRAMS	734.51	444.86	+289.65	+65.11 %
	PLANTS	103	246	-143	-58.13 %
	OUNCES	494.66	495.57	-0.91	-0.18 %
Hashish/Hash Oil	GRAMS	11.50	1.00	+10.50	+1,050.00 %
<b>COCAINE</b>					
Crack	ROCKS	906	839	+67	+7.99 %
	GRAMS	147.23	77.50	+69.73	+89.97 %
Hydrochloride	GRAMS	253.75	171.41	+82.34	+48.04 %
"powder"	OUNCES	76	10.00	+66.00	+660.00 %
<b>STIMULANTS</b>					
Amphetamine	GRAMS	276.76	1,820	-1,543.24	-84.79 %
	UNITS	20	0	+20	N/A
Other	GRAMS	32.40	229.75	-197.35	-82.90 %
	UNITS	0	61	-61	N/A
<b>DEPRESSANTS</b>					
Barbiturates	GRAMS	26	0	+26	N/A
	UNITS	16.00	132	-116	-87.88 %
Other	UNITS	377	223	+154	+69.06 %
<b>NARCOTICS</b>					
Heroin	GRAMS	11.00	2	+9	+450.00 %
Other	GRAMS	0	10.00	-10.00	N/A
	UNITS	290	192	+98	+51.04 %
<b>HALLUCINOGENS</b>					
LSD	UNITS	490	2,757	-2,267	-82.23 %
PCP	GRAMS	0	0	0	0 %
	OUNCES	0	0	0	0 %
	UNITS	6	28	-22	-78.57 %
<b>OTHER</b>		135	403	-268	-66.50 %

Figures Provided by Uniform Crime Reporting , WV Division of Public Safety, 725 Jefferson Road, So Charleston, WV 746-2159

<b>CONFISCATED CONTROLLED SUBSTANCES</b>					
<b>JANUARY - DECEMBER 1993 vs JANUARY - DECEMBER 1992</b>					
<b>AMOUNT</b>					
<b>(Weight/Quantity)</b>		<b>1993</b>	<b>1992</b>	<b>CHANGE</b>	<b>%CHANGE</b>
<b>CANNABIS</b>					
<b>MARIJUANA</b>	<b>GRAMS</b>	2,433.35	2,927.68	-494.33	-16.88 %
	<b>PLANTS</b>	34,165	52,569	-18,415	-35.02 %
	<b>OUNCES</b>	4,603.69	8,407.47	-3,803.78	-45.24 %
<b>HASHISHASH OIL</b>	<b>GRAMS</b>	291.87	4,543.10	-4,251.23	-83.58 %
<b>COCAINE</b>					
<b>CRACK</b>	<b>ROCKS</b>	3,427	5,927	-2,500	-42.18 %
	<b>GRAMS</b>	307.97	188.71	+119.26	+100.46 %
<b>HYDROCHLORIDE "powder"</b>	<b>GRAMS</b>	630.51	982.70	-352.19	-35.84 %
	<b>OUNCES</b>	29.55	27.01	+2.54	+9.40 %
<b>STIMULANTS</b>					
<b>AMPHETAMINE</b>	<b>GRAMS</b>	93.00	5.00	+88.00	+1,760.00 %
	<b>UNITS</b>	429	17,000	-16,571	-87.48 %
<b>OTHER</b>	<b>GRAMS</b>	22	0	+22	NA
	<b>UNITS</b>	21	2	+19	+850.00 %
<b>DEPRESSANTS</b>					
<b>BARBITUATES</b>	<b>GRAMS</b>	91.00	0	+91.00	NA
	<b>UNITS</b>	297	7,580	-7,283	-86.09 %
<b>OTHER</b>	<b>UNITS</b>	1,271	7,443	-6,172	-82.92 %
<b>NARCOTICS</b>					
<b>HEROIN</b>	<b>GRAMS</b>	38.00	4.00	+34.00	+850.00 %
<b>OTHER</b>	<b>GRAMS</b>	200	0	+200	NA
	<b>UNITS</b>	21	5,380	-5,149	-86.06 %
<b>HALLUCINOGENS</b>					
<b>LSD</b>	<b>UNITS</b>	404	57	+347	+608.77 %
<b>PCP</b>	<b>GRAMS</b>	0	2	-2	NA
	<b>OUNCES</b>	0	0	0	0 %
	<b>UNITS</b>	67	9	+58	+644.44 %
<b>OTHER</b>		62	82	-20	-24.39 %

Figures Provided by Uniform Crime Reporting , WV Division of Public Safety, 725 Jefferson Road, So Charleston, WV 746-2159

# GLOSSARY OF TERMS

**ADULT** — For Uniform Crime Reporting Purposes, a person age 18 or over.

**AMERICAN INDIAN OR ALASKAN NATIVE** — A person having origins in any of the original peoples of North America, and who maintains cultural identification through tribal affiliation or community recognition.

**ARREST RATE** — The number of arrests reported for Part I and part II offenses for each unit of population, generally per 1,000.

**ASIAN OR PACIFIC ISLANDER** — A person having origins in any of the original peoples for the Far East, Southeast Asia, the Indian subcontinent, or the Pacific Islands. This includes: China, India, Japan, Korea, the Philippine Islands and Samoa.

**BLACK** — A person having origins in any of the black racial groups of Africa, characterized by dark skin pigmentation.

**CLEARANCE** — For Uniform Crime Reporting purposes, the solution to a particular crime, usually by the arrest of the offender.

**CLEARED BY ARREST** — For Uniform Crime Reporting purposes, an offense is cleared when the offender has been identified, sufficient evidence has been obtained to formally charge and the offender has been ordered to appear in court.

**CRIME INDEX** — The sum of seven major offenses used to measure the extent, fluctuation and distribution of crime in a given geographical area. Classifications are: **MURDER, FORCIBLE RAPE, ROBBERY, FELONIOUS ASSAULT, BREAKING & ENTERING, LARCENY THEFT, AND MOTOR VEHICLE THEFT.** Each of these offenses is referred to as an Index Offense.

**CRIME RATE**- The number of Index Offenses reported for each unit of population, generally per 1,000.

**EXCEPTIONAL CLEARANCE** — For Uniform Crime Reporting purposes, an offense is cleared in this manner when an offender has been identified, located and sufficient evidence to charge has been obtained but there is some reason beyond police control which prohibits the offender from being brought before the court.

**JUVENILE** — For Uniform Crime Reporting purposes, a person under the age of 18.

**HIERARCHY RULE** — For Uniform Crime Reporting purposes, each crime or attempted crime is counted in only one offense category. If several offenses are committed, simply glance down the list of Part I offenses and stop at the first offense you recognize from the facts given; this offense is the correct classification for this criminal activity.

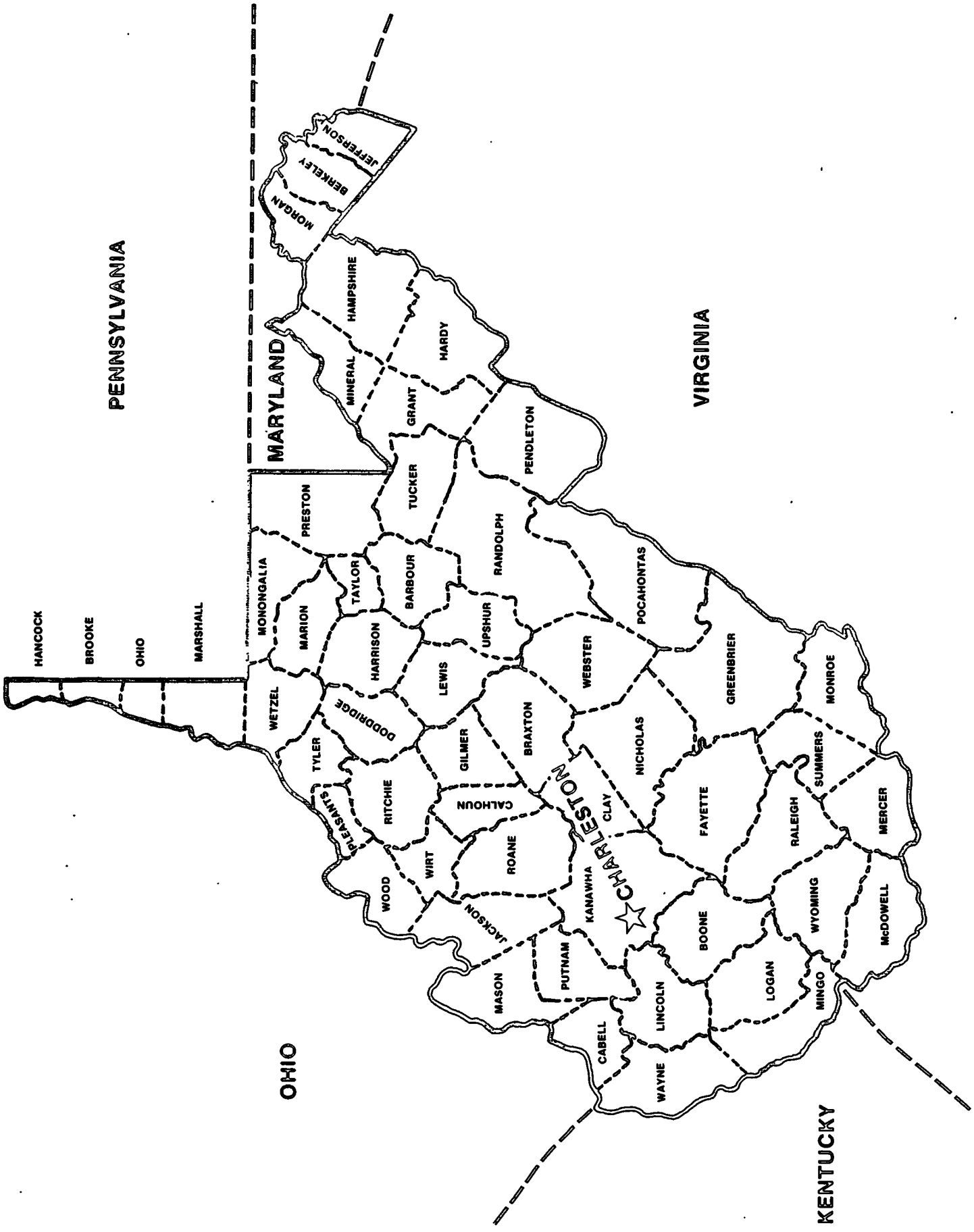
**PART I OFFENSES** — The first of two main categories of crime classes composing a National Crime Classification System established for Crime Reporting purposes. Part I Offenses are by their very nature more serious and/or occur most frequently. The monthly tabulation of Part II Offenses provide a count of "Offenses Known".

**PART II OFFENSES** — The second of two main categories of crime classes composing a Universal Crime Classification System established for Crime Reporting purposes. Part II Offenses are generally less serious in nature and/or occur less frequently. Monthly tabulations of Part II Offenses are limited to arrest information only.

**PROPERTY CRIME** — Consists of the Index Offenses of Breaking & Entering, Larceny Theft and Motor Vehicle Theft.

**VIOLENT CRIME** — Consists of the Index Offenses of Murder, Forcible Rape, Robbery and Felonious Assault.





PENNSYLVANIA

MARYLAND

VIRGINIA

OHIO

KENTUCKY

HANCOCK

BROOKE

OHIO

MARSHALL

MONONGALIA

PRESTON

WETZEL

TYLER

PLEASANTS

RITCHIE

HARRISON

LEWIS

UPSHUR

RANDOLPH

POCAHONTAS

WEBSTER

PENDLETON

GREENBRIER

MONROE

SUMMERS

MERCER

WYOMING

MCDOWELL

MORGAN

BERKELEY

JEFFERSON

HAMPSHIRE

MINERAL

GRANT

HARDY

TUCKER

BARBOUR

TAYLOR

DODDRIDGE

GILMER

BRAXTON

NICHOLAS

FAYETTE

RALEIGH

MASON

PUTNAM

WAYNE

LINCOLN

BOONE

LOGAN

MINGO

JACKSON

ROANE

WIRT

CALHOUN

CHARLESTON

KANAWHA

CLAY

WEST VIRGINIA DIVISION OF PUBLIC SAFETY  
UNIFORM CRIME REPORTING  
725 JEFFERSON ROAD  
900TH CHARLESTON, WEST VIRGINIA 25309-1698

