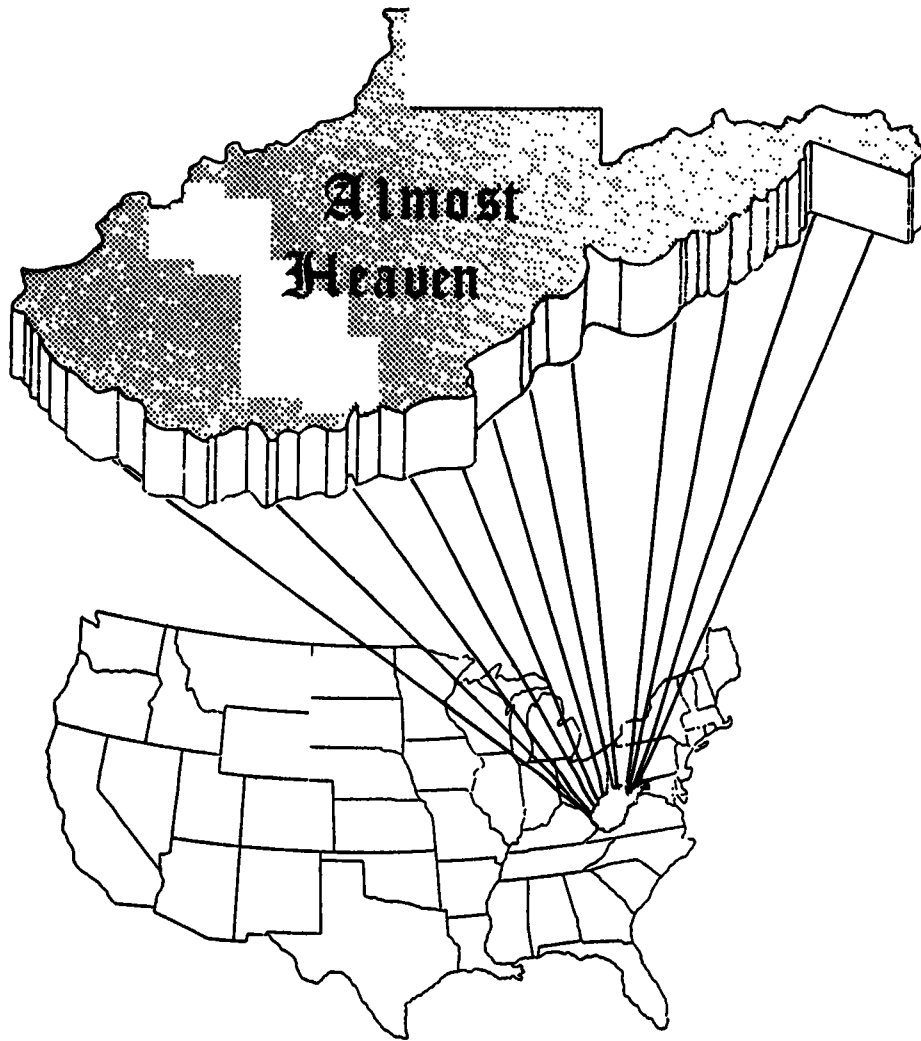


# Crime in West Virginia

1  
9  
8  
6



Arch A. Moore, Jr.  
Governor



Colonel W. J. Donohoe  
Superintendent

## IN MEMORY

From 1973 through 1985, West Virginia has had the distinction of being the state with the lowest crime rate in the nation.

The entire law enforcement community and the citizens of the State of West Virginia should be applauded for the cooperative effort which made this distinction a reality. The 1986 edition of "Crime in West Virginia" is dedicated to those law enforcement officers who have paid the supreme sacrifice in the protection of their communities. The following is a list of all West Virginia officers killed in the line of duty since 1972.

1972	Chief M. R. Lucas Constable Crockett Booth	Milton PD McDowell Co.	Aug 4 Aug 21
1973	---NONE---		
1974	---NONE---		
1975	Dep. Jesse J. Blevins, Jr. Sgt. David Lilly Dep. Roger Lee Treadway	Monroe SO Beckley PD Fayette SO	Feb 21 May 12 Oct 15
1976	Sheriff Elvin (Pete) Wedge Dep. Kenneth W. Love Dep. Ernest Hesson Sheriff Park Richards	Mason SO Mason SO Mason SO Calhoun SO	Mar 3 Mar 3 Mar 3 Nov 18
1977	Tpr. Thomas D. Hercules Tpr. Charles H. Johnson Dep. George Maynard Tpr. Bruce Brown	Berkeley Springs SP Berkeley Springs SP McDowell SO Parsons SP	Jan 12 Jan 12 Sep 3 Oct 14
1978	Conservation Off. Wesley Frame	Monroe DNR	Nov 10
1979	Tpr. Phillip Kesner	Moundsville SP	Nov 7
1980	---NONE---		
1981	Lt. Delbert Roush, Sr. Ptlm. Eddie Ray Duncan Officer Paul Jeffrey Harmon *Sheriff Vincent Zummo	Charleston PD Charleston PD Huntington PD Braxton SO	Jun 26 Jun 26 Dec 14 Sep 11
1982	Captain George Myers *Cpl. Carlon (Bill) Stone	Kenova PD SP Aviation	May 15 Dec 16
1983	---NONE---		
1984	*Trooper H. G. Lucas	Morgantown SP	Sep 12
1985	Tpr. J. D. Harris Ptlm. John R. Tucker	Buckhannon SP Fort Gay PD	Jul 11 Apr 20
1986	---NONE---		

\*Killed in helicopter crash.

May we always remember.



STATE OF WEST VIRGINIA  
OFFICE OF THE GOVERNOR  
CHARLESTON 25305

ARCH A. MOORE, JR.  
GOVERNOR

May 6, 1987

**GREETINGS FROM THE GOVERNOR**


I would like to take this opportunity to express my sincere appreciation and to gratefully acknowledge the excellent cooperation of all the contributing agencies that provided, under stringent rules and regulations, the data necessary to produce this 1986 edition of "Crime in West Virginia."

Information contained in this publication provides comprehensive, statewide data concerning crime in West Virginia and represents a concerted effort by all contributing law enforcement agencies in identifying and reporting criminal activity throughout the State.

West Virginians should be honored to have law enforcement officers in their State, who through diligence and hard work have provided West Virginia with the lowest crime rate in the nation for the last thirteen years.

When I hear the term "Almost Heaven, West Virginia," I am keenly aware that it would not be true without the dedication of the law enforcement officers in this State of West Virginia.

Sincerely yours,

  
Arch A. Moore, Jr.  
Governor





Department of Public Safety  
(West Virginia State Police)  
725 Jefferson Road  
South Charleston, West Virginia 25309  
Executive Office  
April 22, 1987

Arch A. Moore, Jr.  
Governor

Colonel W. F. Donohoe  
Superintendent

The Honorable Arch A. Moore, Jr.  
Governor of West Virginia  
State Capitol Building  
Charleston, West Virginia 25305

Dear Governor Moore:

I am pleased to submit the Fifteenth Annual Report on Crime in West Virginia. This report is constructed and delivered in accordance with Chapter 15, Article 2, Section 24 of the Code of West Virginia. The information is based on statistics submitted on a monthly basis of law enforcement agencies within West Virginia for the year of 1986.

The purpose of this report is to provide reliable data of a comprehensive nature to the criminal justice community. It is the intent of the legislation and our hope that both the graphic and statistical representations of crime factors will be an aid to law enforcement personnel in planning crime prevention activities throughout the State of West Virginia.


We are extremely proud of the cooperation received from the entire West Virginia law enforcement community. This year, for the first time, the Uniform Crime Reporting Program recorded a one hundred percent submission rate for the three hundred plus entities which report UCR data. We commend their dedication and their timeless efforts in working for a better West Virginia.

Sincerely yours

A handwritten signature in cursive script, appearing to read "W. F. Donohoe", enclosed in a large, stylized oval flourish.

COLONEL W. F. DONOHOE  
SUPERINTENDENT

WFD/keb



# West Virginia Department of Public Safety

Colonel W. F. Donohoe  
Superintendent

Lt. Col. D. L. Lemmon  
Deputy Superintendent

Major R. H. Miller  
Chief of Staff

Major M. P. Koerner  
Chief of Field Services

Lt. K. W. Blake  
Director, Criminal Identification Bureau



## DATA PROCESSING


Shirley Schneider  
Director of Data Processing

## UNIFORM CRIME REPORTING

Sgt. M. A. Lafferre  
Director

Sandie Chaney  
UCR Analyst

Trena Crist  
Statistical Analyst





## TABLE OF CONTENTS

In Memory .....	<b>Overleaf</b>
Introductory Letter .....	i
Letter of Transmittal .....	ii
<b>West Virginia Department of Public Safety</b>	
UCR Unit Members .....	iii
Introduction .....	1
Classification of Offenses .....	3
Profile, State of West Virginia .....	10
Crime Factors .....	11
Crime Index .....	12
Annual Report Synopsis .....	14
County Crime Rates .....	17
<b>West Virginia Offense Data</b> .....	<b>18</b>
Crime Index Offenses .....	19
Criminal Homicide Murder .....	24
Murder - County Crime Rate .....	25
Forcible Rape .....	29
Forcible Rape - County Crime Rate .....	30
Robbery .....	32
Robbery - County Crime Rate .....	33
Felonious Assault .....	36
Felonious Assault - County Crime Rate .....	37
Breaking & Entering .....	39
Breaking & Entering - County Crime Rate .....	40
Larceny Theft .....	43
Larceny Theft - County Crime Rate .....	44
Motor Vehicle Theft .....	47
Motor Vehicle Theft - County Crime Rate .....	48
<b>West Virginia Arrest Data</b> .....	<b>50</b>
Violent Crime .....	50
Property Crime .....	51
Narcotic Drug Law Arrests .....	51
Gambling Arrests .....	51
Juvenile Disposition Data .....	51
<b>Law Enforcement Data</b> .....	<b>58</b>
Police Employee Data .....	58
Law Enforcement Officers Killed and Assaulted .....	60
State, County, Municipal, and DNR Offense Data .....	63
Crime Index Report .....	64
Crime Rates in Class I Cities .....	65
Crime Rates in Class II Cities .....	65
Crime Rates in Class III Cities .....	65
<b>State, County, Municipal Arrest Data</b>	
Part I Arrests .....	115
Part II Arrests .....	155
<b>Department of Natural Resources Arrest Data</b> .....	<b>197</b>
Arson .....	203
Domestic Violence .....	205
Glossary of Terms .....	211

## LIST OF TABLES AND CHARTS

Crime Index by Month .....	19
Violent Crime Offenses by Month .....	20
Non-Violent Property Offenses by Month .....	21
Value of Property Stolen by Type of Offense .....	22
West Virginia Crime Index Five Year Recapitulation .....	23
Murders by Month .....	26
Murders by Type of Weapon/Circumstance .....	27
Murder Victims-Age, Sex, Race and Ethnic Origin .....	28
Forcible Rape by Month .....	31
Robbery by Type of Weapon .....	32
Robbery by Month .....	34
Robbery-Value of Property Stolen .....	35
Felonious Assault by Type of Weapon .....	36
Felonious Assaults by Month .....	38
Breaking and Entering by Type of Entry .....	39
Breaking and Entering by Month .....	41
Breaking and Entering-Value of Property Stolen .....	42
Larceny-Theft by Month .....	45
Larceny-Theft Value of Property Stolen .....	46
Motor Vehicle Theft by Type of Motor Vehicle .....	47
Motor Vehicle Theft by Month .....	49
Part I and II Arrests .....	52
Total Arrests .....	53
Total Arrests by Race and Ethnic Origin .....	54
Total Arrests by Sex .....	55
Total Arrests by Age .....	56
Law Enforcement Employee Data .....	58
Police Officers Assaulted Summary .....	60
Analysis of Assaults on Law Enforcement Officers .....	62
Crime Index Report .....	64
Part I Arrests .....	115
Part II Arrests .....	155
DNR Arrests District 1 .....	197
DNR Arrests District 2 .....	198
DNR Arrests District 3 .....	199
DNR Arrests District 4 .....	200
DNR Arrests District 5 .....	201
DNR Arrests District 6 .....	202
Arson Volume and Value of Property Damaged .....	204
Domestic Violence - Referrals of Suspected Child Abuse and Neglect ...	207
Domestic Violence - Activity by Agency .....	208
Domestic Violence - Submitting Agencies with Zero Activity .....	210
Map of West Virginia .....	213

# INTRODUCTION

The West Virginia Uniform Crime Reporting (UCR) Program is a uniform statewide method of collecting statistical crime data, under the direction of the Uniform Crime Reporting Section of the Criminal Identification Bureau, West Virginia Department of Public Safety. Its purpose is two-fold:

1. To provide a consolidated annual report concerning crime in West Virginia, and
2. To report state-wide crime statistics from a single agency to the Federal Bureau of Investigation

## **National Uniform Crime Reporting Program**

The counterpart of all state-wide UCR programs is the National UCR Program under the direction of the Federal Bureau of Investigation. This National program was the result of a need for nation-wide uniform compilation of crime statistics. Uniform Crime Reports were first collected in 1930 after being developed by a committee of the International Association of Chiefs of Police. Today the IACP continues to serve in an advisory capacity to the FBI in its operation of the UCR program.

In the last several years the FBI has been actively assisting individual states in the development of state-wide programs for the collection of law enforcement statistics. Although individual UCR programs may vary from state to state, all state programs must be compatible with the National UCR Program. Presently there are 41 operational state-level UCR Programs. Crime statistics submitted by individual law enforcement agencies from all fifty (50) states, whether reported through state-level UCR programs or directly to the FBI, are presented annually in the FBI's Uniform Crime Reports publication, **Crime in the United States**.

## **West Virginia Uniform Crime Reporting Program**

Taking advantage of the invaluable assistance provided, West Virginia developed its own state-wide program for collection of law enforcement statistics.

### **Purpose and Objectives**

The fundamental objectives of the West Virginia UCR Program are:

1. Inform the Governor, Legislature, other government officials, and the public as to the nature of the crime problem in West Virginia, its magnitude and its trends.
2. Provide the FBI with complete crime data to be included in the National crime reports.
3. Provide law enforcement administrators with the best possible data available to help combat individual crime problem areas.
4. Determine who commits crimes by age, sex, race and ethnic origin and by other attributes in order to find the proper focus for crime prevention and enforcement.
5. Provide base data and statistics to measure the workload and effectiveness of West Virginia's Criminal Justice System, to measure the effect of prevention and deterrence programs, and to assist in the assessment of social and other causes of crime for the development of theories on criminal behavior.

## **Development**

The West Virginia Legislature, in the Criminal Identification Bureau Act of 1971, established the Uniform Crime Reporting Statute.

### **Criminal Identification Bureau Act of 1971 Chapter 15, Article 2, Section 24, Sub-Section I**

(i) All state, county and municipal law enforcement agencies shall submit to the bureau uniform crime reports setting forth their activities in connection with law enforcement. It shall be the duty of the bureau to adopt and promulgate rules and regulations prescribing the forms, general content, time and manner of submission of such Uniform Crime Reports. Willful or repeated failure by any state, county or municipal law enforcement official to submit the Uniform Crime reports as required in this article shall constitute neglect of duty in public office. The Bureau shall correlate the reports submitted to it and shall compile and submit to the governor and the legislature semi-annual reports based on such reports. A copy of such reports shall be furnished to all prosecuting attorneys and law enforcement agencies.

The responsibility and authority for collection and dissemination of UCR data was given to the West Virginia Department of Public Safety (State Police). This program became operational January 1, 1972.

## **Reporting Procedure**

Under the West Virginia UCR Statute, law enforcement agencies are required to submit specified Uniform Crime Reports. The necessary information for each of the required reports is gathered from each agency's record of complaints, investigations and arrests. Offenses are recorded by the municipality and county in which they occur. Municipal law enforcement agencies report those crimes which occur within the cities, county sheriff's departments and state police report those crimes which occur within the counties but outside of the cities.

Individual agencies are required to submit uniform crime reports on a monthly basis. Law enforcement agencies report the number of offenses reported to them in the following Part I crime categories:

- (1) Criminal Homicide
- (2) Forcible Rape
- (3) Robbery
- (4) Felonious Assault
- (5) Breaking and Entering
- (6) Larceny
- (7) Motor Vehicle Theft

(Arson became the eighth crime index offense in 1979, however, these statistics are collected in a supplemental form and are shown separately.)

In addition, law enforcement agencies report on a monthly basis supplemental offense information such as the value of property stolen and recovered, the circumstances surrounding homicides and rapes, the age, sex, race and ethnic origin of all persons arrested, and police disposition of juveniles. Police employee data is collected on an annual basis. Information on Domestic Violence is collected on a monthly basis in accordance with House Bill 802, which went into effect July 1, 1981. Summary information on Domestic Violence is included in this addition of **Crime in West Virginia**.

### **Verification Process**

An obvious concern in the collection of crime statistics from law enforcement agencies throughout the state is the uniformity and accuracy of data received. All law enforcement agencies are furnished with the Uniform Crime Reporting Handbook which outlines in detail the proper procedures for scoring and classifying offenses. However, program aides such as guides and instructions do not necessarily guarantee the accuracy and correctness of the reports submitted by the agencies. Additional controls therefore are necessary.

Each report received by the UCR Section is recorded, examined and verified for mathematical accuracy, and, possibly more important, for reasonableness. The elimination of duplication of reporting by agencies receives particular attention. Checks are built into the data processing of the reports to further ensure their validity and accuracy. The UCR Program, however, is still affected to some degree by problems such as incorrect reports, incomplete records, misinterpreted data and human error, as are all statistical programs. In addition, it should be pointed out that there is no way of determining the actual total number of crimes which are committed. Many criminal acts occur which are not reported to official sources. It is for this reason the Uniform Crime Reporting Program focuses its attention on the offenses which are reported to law enforcement agencies.

In spite of these and other shortcomings, the Uniform Crime Reporting Program still provides the best information available concerning crime in West Virginia.

### **Population Data**

The computation of crime rates as they appear in this report by municipality, county and state is based on 1986 population data provided by the Federal Bureau of Investigation through the cooperation and assistance of the United States Bureau of Census.

# CLASSIFICATION OF OFFENSES

Uniformity in reporting under the West Virginia System is based upon the proper classification of offenses by police.

The adoption of the Federal System of Uniform Crime Reporting included the utilization of the offense classifications of that system. Law enforcement in this state has made accurate application of those classifications in the reports submitted to the West Virginia Uniform Crime Reporting System.

In view of the need for compatibility with the federal system "offenses" under the program are not distinguished by designation of "high misdemeanors," "misdemeanors," or violations of municipal ordinances. The explanations of offense classifications may vary slightly with those employed at the federal level because the language used is that familiar to law enforcement in this state. However, the major categories of offense classification remain the same as those employed on the national level.

## Part I Offenses

Offense data consists of information that has been extracted from reports of Part I crimes that have come to the attention of West Virginia law enforcement agencies. In general, Part I crimes are those serious crimes that are usually reported to law enforcement agencies. They consist of the following offenses:

### Offense Classifications

#### (1) Homicide

**1a. Murder and Non-Negligent Manslaughter**—The unlawful killing of a human being with malice aforethought.

**General Rule**—Any death due to a fight, argument, quarrel, assaults or commission of a crime.

**1b. Manslaughter by Negligence**—The unlawful killing of a human being, by another, without malice aforethought.

**General Rule**—The killing may result from the commission of an unlawful act or from a lawful act performed with gross negligence. Traffic deaths may be classified as such when due to gross negligence of someone rather than the victim.

#### (2) Forcible Rape

**2a. Rape by Force**—The carnal knowledge of a female forcibly and against her will.

**General Rule**—Forcible rape of a female but excluding carnal abuse (Statutory Rape) or other sex offenses.

**2b. Assault to Rape-Attempts**—All assaults and attempts to rape.

**(3) Robbery**—The felonious and forcible taking of the property of another, against his will, by violence or by putting him in fear. Includes all attempts.

**3a. Gun**—All robberies and attempted robberies involving the use of any type firearms (revolvers, automatic pistols, shotguns, zip guns, rifles, pellet guns, etc.)

**3b. Knife or Cutting Instrument**—All robberies and attempted robberies involving the use of cutting or stabbing objects (knife, razor, hatchet, axe, cleaver, scissors, glass, broken bottle, dagger, ice pick, etc.)

**3c. Other Dangerous Weapons**—All robberies or attempted robberies when any other object or thing is used as a weapon. (This includes clubs, bricks, jack handles, bottles, explosives, acid, etc.)

**3d. Strong Arm-Hands, Fists, Feet, Etc.**—All Robberies which includes muggings and similar offenses where no weapon is used, but strong arm tactics are employed to deprive the victim of his property. This is limited to hands, arms, fists, feet, etc. As in armed robbery, includes all attempts.

**(4) Assaults**—An assault is an attempt or offer, with unlawful force or violence, to do physical injury to another.

**General Rule**—All assaults will be classified in the following categories, excluding assaults with intent to rob or rape.

**4a. Gun**—All assaults and attempted assaults involving the use of any type of firearms. (Revolvers, automatic pistols, shotguns, zip guns, pellet guns, etc.)

**4b. Knife or Cutting Instrument**—All assaults and attempted assaults, involving the use of cutting or stabbing objects (knife, razor, hatchet, axe, cleaver, scissors, glass, broken bottle, dagger, ice pick, etc.).

**4c. Other Dangerous Weapon**—All assaults or attempted assaults when any other object or thing is used as a weapon. (Clubs, bricks, pick handles, bottles, acid, explosives, lye, poison, scalding water and cases of attempted drowning, burning, etc.).

**4d. Hands, Fists, Feet, Etc.-Felonious**—Assaults which are of a felonious nature when hands, fists, feet, etc., are used. To be classified as felonious assault, the attack must result in serious personal injury.

**4e. Other Assaults-Not Felonious**—All offenses of simple assault and assault and battery.

**(5) Breaking and Entering**—Unlawful entry or attempted forcible entry of any structure to commit a felony or larceny.

**General Rule**—Any unlawful entry or attempted forcible entry of any dwelling house, attached structure, public building, shop, office, factory, storehouse, apartment, house trailer, warehouse, mill, barn, other building, houseboat, or railroad car.

**NOTE:** For Uniform Crime Reporting purposes, breaking and entering and larceny are classified only as breaking and entering, the larceny is excluded. Breaking and Entering of a motor vehicle is classified as larceny.

**5a. Forcible Entry**—All offenses where force of any kind is used to enter unlawfully a locked structure, with intent to steal or commit a felony. This includes entry by use of a master key, celluloid, or other device that leaves no outward mark but is used to open a lock. Concealment inside a building, followed by the breaking out of the structure is also included.

**5b. Unlawful Entry-No Force**—Any unlawful entry without any evidence of forcible entry.

**5c. Attempted Forcible Entry**—When determined that forcible entry has been attempted.

- (6) Larceny Theft (Except Auto Theft)**—The unlawful taking of the property of another with intent to deprive him of ownership.

**General Rule**—All larcenies and thefts resulting from pocket-picking, purse snatching, shoplifting, larceny from auto, larcenies of auto parts and accessories, theft of bicycles, larcenies from buildings, and from coin operated machines. Any theft that is not a robbery or the result of breaking and entering is included. Embezzlement, larceny by bailee, fraud or bad check cases are excluded.

- (7) Motor Vehicle Theft**—The larceny or attempted larceny of a motor vehicle.

**General Rule**—Thefts and attempted thefts of a motor vehicle. This includes all vehicles which can be registered as a motor vehicle in this state. Excludes where there is a lawful access to the vehicle, such as a family situation or unauthorized use by others with lawful access to the vehicle. (Chauffeur, employees, etc.).

- (8) Arson**—Include all arrests for violation of State Laws and Municipal Ordinances relating to arson and attempted arson.

**General Rule:** Any willful or malicious burning or attempt to burn, with or without intent to defraud, a dwelling house, public building, motor vehicle or aircraft, personal property of another, etc. Only fires determined through investigation to have been willfully or maliciously set are to be classified as arsons. Attempts to burn should be included, but fires of suspicious or unknown origins should not be reported.

The hierarchy rule will not apply to the offense of Arson. Any other Crime Index Offense occurring in conjunction with an arson will be reported.

## **Part II Offenses**

Part II Offenses are made up of all other crimes not classified as Part I crimes. Information on Part II offenses is only reported when an arrest has been made. Part II crimes for UCR purposes are as follows:

- (9) Other Assaults**—This class is comprised of all assaults and attempted assaults which are simple or minor in nature. These "Other Assaults" are also scored on Return A under item 4e as an Offense Known to Police. However, for the purpose of this return, arrests for this offense are scored in this class.

- (10) Forgery and Counterfeiting**—In this class are included all offenses dealing with the making, altering, uttering or possessing, with intent to defraud, anything in the semblance of that which is true.

**Include:** Altering or forging public or other records. Making, altering, forging, or counterfeiting bills, notes, drafts, tickets, checks, credit cards, etc.

Counterfeiting coins, plates, bank notes, checks, etc.

Possessing or uttering forged or counterfeiting instruments.

Signing the name of another or fictitious person with intent to defraud.

All attempts to commit any of the above.



- (11) **Fraud**—Fraudulent conversion and obtaining money or property by false pretense. Includes bad checks, confidence games, etc., except forgeries and counterfeiting.
- (12) **Embezzlement**—Misappropriation or misapplication of money or property entrusted to one's care, custody or control.
- (13) **Stolen Property: Buying, Receiving, Possessing**—Included in this class are all offenses of buying, receiving, and possession of stolen property, as well as all attempts to commit any of these offenses.
- (14) **Vandalism**—Included in this class are all willful or malicious destruction, injury, disfigurement or defacement of any public or private property, real or personal, without consent of the owner or person having custody or control, by cutting, tearing, breaking, marking, painting, drawing, covering with filth, or any other such means as may be specified by law or ordinance. This offense covers a wide range of malicious behavior directed at property.
- (15) **Weapons: Carrying, Possessing, Etc.**

This class deals with violations of weapons laws such as:

Manufacture, sale or possession of deadly weapons.

Carrying deadly weapons.

Furnishing deadly weapons to minors.

Aliens possessing deadly weapons. All attempts to commit the above.

- (16) **Prostitution and Commercialized Vice**—Included in this class are the sex offenses of a commercialized nature such as:

Prostitution

Keeping bawdy house, disorderly house, or house of ill repute.

Pandering, procuring, transporting or detaining women for immoral purposes, etc.

All attempts to commit any of the above.

- (17) **Sex Offenses**—Except forcible rape, prostitution and commercialized vice. Included are offenses against chastity, common decency, morals, and the like.

Adultery and fornication

Buggery

Incest - (No Force)

Indecent Exposure

Sodomy

Statutory Rape-(No Force)

All attempts to commit any of the above.

**(18) Narcotic Drug Laws**—Narcotic drug law arrests are reported on the basis of the narcotics used. Included are all arrests for violations of State and Local Ordinances, specifically those relating to unlawful possession, sale, use, growing, manufacturing and making narcotic drugs. The following make up subdivisions of narcotic drug law arrests.

Opium or cocaine and their derivatives  
Morphine, heroin, codeine

Marijuana

Synthetic narcotics, manufactured narcotics which can cause true drug addiction.

Demerol, methadone

Dangerous non-narcotic drugs

Barbiturates, benzedrine

**(19) Gambling**—Includes all charges which relate to promoting, permitting or engaging in gambling. To provide a more refined collection of gambling arrests, contributors furnish the following breakdown:

Bookmaking (Horse and sport books)

Numbers and lottery

All other

**(20) Offenses Against the Family and Children**—Included here are all charges of non-support and neglect or abuse of family and children.

Desertion, abandonment, or non-support

Neglect or abuse of child

Non-payment of alimony

**(21) Driving Under the Influence**—This class is limited to the driving or operating of any vehicle while under the influence of alcohol or narcotic drugs.

**(22) Liquor Laws**—With the exception of "Drunkenness" (Class 23) and "Driving Under the Influence" (Class 21), liquor law violations, State or Local, are placed in this class. This class does not include Federal violations, including: manufacturing, sales, transporting, furnishing, possession etc.

Maintaining unlawful drinking places

Bootlegging

Operating still

Furnishing liquor to a minor

Using vehicle for illegal transportation of liquor

**(23) Drunkenness**—Included in this class are all offenses of drunkenness or intoxication, with the exception of "Driving Under the Influence" (Class 21).

Drunk and disorderly

Public intoxication

- (24) **Disorderly Conduct**—In this class, all disorderly persons arrested except those counted in classes 1 through 23 and class 25 are reported.
- (25) **Vagrancy**—Placed in this class are arrests for disorderly persons when the person is arrested for failure to give good account of himself.
- (26) **All Other Offenses**—Included in this class are every other State or Local offense not included in classes 1 through 25.

Abduction and compelling to marry

Abortion (Death resulting from abortion is homicide)

Bastardy and concealing death of a bastard

Bigamy and polygamy

Blackmail and extortion

Bribery

Contempt of Court

Discrimination, unfair competition

Kidnapping

Offenses contributing to juvenile delinquency except as provided for in classes 1 through 29, such as employment of children in immoral vocations or practices, admitting minors to improper places, etc.

Perjury and subornation of perjury

Possession, repair, manufacture, etc., of burglar's tools

Possession or sale of obscene literature

Unlawful use, possession, etc., of explosives, etc.

- (27) **Curfew and Loitering Laws (Juveniles)**—Count all arrests made for violations of local curfew or loitering ordinances.
- (28) **Runaway (Juvenile)**—Counted are arrests of runaways from your jurisdiction. Not included are protective custody actions with respect to runaways from other jurisdictions.

# **PROFILE STATE OF WEST VIRGINIA**

**West Virginia, truly deserving of its nickname "Mountain State," possesses an abundance of resources — natural, educational and recreational — for its citizens and for visitors to this fine state.**

**Bordered by the states of Pennsylvania, Maryland, Ohio, Kentucky and Virginia, West Virginia is located between the large population centers of the East and Midwest. Four principal Metropolitan market areas — New York, Chicago, Philadelphia and Detroit — are within a 500 mile radius of the state.**

**Comprised of 55 counties, with a population in 1986 of 1,919,000 and a density of 79.0 persons per square mile, West Virginia is primarily a rural state. Known best as one of the major coal producing states, West Virginia continues to move to the forefront in terms of energy production, research, and development. In addition to an increased emphasis on coal, natural gas liquids and petroleum continue to be important mineral resources. And in the Ohio and Kanawha River Valleys the chemical industry has become a major economic force in the state. Add to these other resources such as metals and high quality timber from our vast woodlands, and it becomes obvious that West Virginia's economy is quite diverse.**

**Two areas of improvement West Virginians are quite proud of are in education and recreation. Advancements in education include three medical schools, an excellent law school, a greatly expanded statewide College of Graduate Studies, as well as many new elementary, secondary and vocational and technical schools throughout the state.**

**In the area of recreation, West Virginia is a state with an exceptional outdoor recreation base. Its varied topography, climate and resources give it the potential of being a year-round recreation land serving the people of the Eastern United States. With its fine fishing streams, picturesque mountains and abundant forest areas, West Virginia's state parks and forests continue to attract visitors in ever-growing numbers. Skiing has become a very popular winter activity with the State having 4 major ski resorts to offer people in the Eastern U.S.**

**This profile is presented to help the reader gain a better understanding of the State of West Virginia.**

# **CRIME FACTORS**

Statistics gathered under the Uniform Crime Reporting Program are submitted by the law enforcement agencies of West Virginia and project a state-wide view of crime. Awareness of the presence of certain crime factors, which may influence the resulting volume and type of statistics presented, is necessary if fair and equitable conclusions are to be drawn. These crime-influencing factors are present, to some degree, in every community and their presence affects, in varying degrees, the crime experience of that community. Attempts at comparison of crime figures between communities should not be made without first considering the individual factors present in each community.

Crime, as an outgrowth of society, remains a social problem of grave concern and the police are limited in their role to its suppression and detection. As stated by the President's Commission on Law Enforcement and Administration of Criminal Justice in their report "The Challenge of Crime In A Free Society" (1967-Page 92):

"But the fact that the police deal daily with crime does not mean that they have unlimited power to prevent it, or reduce it, or deter it. The police did not create and cannot resolve the social conditions that stimulate crime. They did not start and cannot stop the convulsive social changes that are taking place in America. They do not enact the laws that they are required to enforce, nor do they dispose of the criminals they arrest. The police are only one part of the criminal justice system; the criminal justice system is only one part of the government; and the government is only one part of society. Insofar as crime is a social phenomenon, crime prevention is the responsibility of every part of society. The criminal process is limited to case by case operations, one criminal or one crime at a time."

Set forth below are some of the conditions which will, by type and volume, affect the crime that occurs from place to place:

Density and size of the community population and the metropolitan area of which it is a part.

Composition of the population with reference particularly to age, sex, race and ethnic origin.

Economic status of the population.

Relative stability of the population, including commuters, seasonal, and other transient types.

Climate, including seasonal weather conditions.

Educational, recreational, and religious characteristics.

Standards governing appointments to the police force.

Policies of the prosecuting officials and the courts.

Attitude of the public toward law enforcement problems.

The Administrative and investigative efficiency of the local law enforcement agency, including the degree of adherence to crime reporting standards.

# CRIME INDEX

The tabulations presented in the tables, graphs, and charts in this publication indicate the volume and distribution of crime in West Virginia on the basis of a Crime Index. The crime figures are broken down by municipal, county and state totals.

The Uniform Crime Reporting Program utilizes seven crime classifications to establish an index to measure the trend and distribution of crime in the United States. These crimes—Murder, Forcible Rape, Robbery, Felonious Assault, Breaking & Entering, Larceny Theft and Motor Vehicle Theft—are counted by law enforcement agencies as the crimes become known to them. These crimes were selected for use in the Crime Index because, as a group, they represent the most common local crime problem. They are all serious crimes, either by their very nature or due to the volume in which they occur. Offenses of Murder, Forcible Rape, Robbery, and Felonious Assault are categorized as Violent Crimes. Offenses of Breaking & Entering, Larceny-Theft and Motor Vehicle Theft are classed as Non-Violent Crimes.

The Uniform Crime Reporting Program is based upon a policy of counting only the most serious offense in situations where multiple offenses have occurred. This rule is known as the Hierarchy Rule and applies only to crime reporting. With the addition of Arson as a Part I crime in 1979, however, it was recognized that Arson normally occurs with other Part I crimes and that important information could be lost by using the Hierarchy Rule as a guide. Therefore, Arson is reported regardless of the crime being committed in conjunction with another Part I offense. Due to complications in absorbing Arson data into the present UCR computer system and due to the newness of statistical data collected, **Arson data is not included in any reference to the Crime Index but is instead reported separately in another section of this report.**

The crime counts set forth in this publication are for actual offenses established by police investigation. In 1986, 43,930 Crime Index Offenses were known to police.

## Calculation of Rates and Percentages

Monthly and annual Uniform Crime Reports currently received from 287 municipal, county and state law enforcement agencies in West Virginia represent 100 percent of the estimated West Virginia population. The Department of Natural Resources submits through 6 districts, which cover all 55 counties in the State.

The West Virginia State Police maintain 62 detachments in 55 counties throughout the state. Each detachment is mainly responsible for law enforcement in the rural areas of the respective county. Therefore, there are two law enforcement agencies (state police and sheriff's department) in each county which serve the same area and essentially the same population. Because of this fact, to attempt to compute a crime rate for each of the agencies would be unreasonable. The problem was resolved by combining activity reported by both agencies into one category hereafter referred to in this report as "rural county". However, the number of offenses and the percent of offenses cleared is listed separately for each agency.

This report provides police executives with a yardstick with which to measure local crime problems. To use this report as an administrative tool, data must be converted into rates and percentages. Simple formulas for this purpose are presented below.

## Crime Rates

The most used of all crime statistics is the Crime Index Rate, which refers to the number of Crime Index offenses per 1,000 inhabitants. It can be calculated by either of two procedures.

One procedure is to divide the number of Crime Index Offenses by the population, and to multiply the result by 1,000.

EXAMPLE:

<b>1,980 Robberies</b>	<b>=</b>	<b>.396000×1,000=396.0</b>	<b>Crime Rate</b>
<b>5,000 Population</b>			<b>Robberies</b>
			<b>per 1,000</b>
			<b>persons</b>

Another procedure is called the reciprocal method. It can be used to calculate crime rates for a number of different offense classifications. The reciprocal is determined by dividing 1,000 by the population. The reciprocal can then be multiplied by the number of offenses for each crime to determine the rate per 1,000.

EXAMPLE:

<b>1,000</b>	<b>=</b>	<b>Reciprocal</b>	<b>×</b>	<b>Number of</b>	<b>=</b>	<b>Crime Rate</b>
<b>5,000 population</b>		<b>.200000</b>		<b>Robberies</b>		<b>396.0 Robberies per 1,000</b>
				<b>1,980</b>		<b>persons</b>

All Crime Rates which were calculated for the total number of offenses committed in the State were based on the number of offenses per 100,000 persons.

(Due to the fact that no city within the State has a population over 100,000, calculations for each individual contributing agency are based on the number of offenses per 1,000 persons.)

#### Clearance Rates

For Uniform Crime Reporting purposes, a Crime Index Offense is cleared when a law enforcement agency has identified the offender, there is enough evidence to charge him and he is actually taken into custody. The arrest of one person can clear several crimes or several persons may be arrested in the process of clearing one crime.

Crime solutions are also recorded in exceptional circumstances when some element beyond law enforcement control precludes formal charges against the offender. An offense may be exceptionally cleared when it falls into one of the following categories:

1. The offender commits suicide.
2. A double murder occurs (two persons kill each other).
3. The offender dies after making a confession (dying declaration).
4. The offender is killed by a law enforcement officer.
5. The offender confesses to committing the crime while already in custody for another crime or serving a sentence.
6. The offender is prosecuted in another city for a different crime by federal, state or local authorities, or for the same offense, and the other jurisdiction refuses to release the offender.
7. Another jurisdiction refuses to extradite the offender.
8. The victim of a crime refuses to cooperate in the prosecution.
9. The offender is prosecuted for a less serious charge than the one for which he was arrested.
10. The offender is a juvenile who is handled by a verbal or written notice to the parents in instances involving minor offenses such as petit larceny.

For the year of 1986, 24.5 percent of all Index Crimes were cleared as compared to 26.2 percent cleared during 1985. The percentage of Violent Crimes cleared was 63.1 percent in 1986 and 66.3 percent in 1985, while the clearance rate for Property Crimes was 21.5 percent in 1986 and 22.9 percent in 1985.

**CRIME IN WEST VIRGINIA  
ANNUAL REPORT SYNOPSIS  
1986**

**POPULATION:**

TOTAL .....	1,919,000
RURAL .....	1,180,345
MUNICIPAL .....	738,655

**LAW ENFORCEMENT EMPLOYEES:**

TOTAL .....	3,573
SWORN OFFICERS .....	2,553
CIVILIANS .....	1,020

**INDEX CRIME VOLUME:**

TOTAL .....	43,930
VIOLENT .....	3,137
MURDER .....	113
FORCIBLE RAPE .....	360
ROBBERY .....	780
FELONIOUS ASSAULT .....	1,884
NON-VIOLENT .....	40,793
BREAKING AND ENTERING .....	11,887
LARCENY THEFT .....	25,685
MOTOR VEHICLE THEFT .....	3,221

**INDEX CRIME TIME FREQUENCIES:**

TOTAL .....	1 EVERY 12.0 MINUTES
VIOLENT .....	1 EVERY 2.8 HOURS
MURDER .....	1 EVERY 3.2 DAYS
FORCIBLE RAPE .....	1 EVERY 1.0 DAYS
ROBBERY .....	1 EVERY 11.2 HOURS
FELONIOUS ASSAULT .....	1 EVERY 4.6 HOURS
NON-VIOLENT .....	1 EVERY 12.9 MINUTES
BREAKING AND ENTERING .....	1 EVERY 44.2 MINUTES
LARCENY THEFT .....	1 EVERY 20.5 MINUTES
MOTOR VEHICLE THEFT .....	1 EVERY 2.7 MINUTES

**INDEX CRIME RATE PER 100,000 RESIDENTS:**

TOTAL .....	2,289.2
VIOLENT .....	163.5
MURDER .....	5.9
FORCIBLE RAPE .....	18.8
ROBBERY .....	40.6
FELONIOUS ASSAULT .....	98.2
NON-VIOLENT .....	2,125.7
BREAKING AND ENTERING .....	619.4
LARCENY THEFT .....	1,338.5
MOTOR VEHICLE THEFT .....	167.8

**INDEX CRIME CLEARANCES (RATES)**

TOTAL .....	10,768 (24.5%)
VIOLENT .....	1,981 (63.1%)
MURDER .....	99 (87.6%)
FORCIBLE RAPE .....	220 (61.1%)
ROBBERY .....	287 (36.8%)
FELONIOUS ASSAULT .....	1,375 (73.0%)
NON-VIOLENT .....	8,787 (21.5%)
BREAKING & ENTERING .....	2,149 (18.1%)
LARCENY THEFT .....	5,749 (22.4%)
MOTOR VEHICLE THEFT .....	889 (27.6%)



**INDEX CRIME ARRESTS**

TOTAL .....	10,743
VIOLENT .....	1,773
MURDER .....	125
FORCIBLE RAPE .....	149
ROBBERY .....	335
FELONIOUS ASSAULT .....	1,164
NON-VIOLENT .....	8,970
BREAKING AND ENTERING .....	2,182
LARCENY-THEFT .....	6,260
MOTOR VEHICLE THEFT .....	528

**VALUE OF PROPERTY STOLEN**

TOTAL STOLEN .....	\$33,696,424
TOTAL RECOVERED .....	\$11,772,388 (34.9%)

**LAW ENFORCEMENT OFFICERS**

KILLED .....	0
ASSAULTED .....	192
(WITH PERSONAL INJURY .....	38 (19.8%)

**ARSON OFFENSES (VALUE OF PROPERTY DAMAGED):**

TOTAL .....	665	\$6,850,636
STRUCTURAL .....	364	\$5,875,152
MOBILE .....	227	\$940,567
OTHER .....	44	\$34,917

**THIS SYNOPSIS OF CRIME IN WEST VIRGINIA FOR 1986 PRESENTS SIGNIFICANT INFORMATION FOR THE YEAR TO PROVIDE READY REFERENCE TO PERSONS NOT PARTICULARLY INTERESTED OR IN NEED OF DETAILED STATISTICS OR COMPARISONS.**

**County Crime Rates  
Per 1,000 Population**

Lowest Rate		Highest Rate	
1. Webster	3.29	51. Wood	29.06
2. Grant	3.93	52. Monongalia	34.92
3. Monroe	5.09	53. Kanawha	45.02
4. Pocahontas	5.64	54. Berkeley	49.69
5. Tucker	5.69	55. Cabell	52.80

**County Murder Rates  
Per 1,000 Population**

1. Braxton	0.000	13. Nicholas	0.000	51. Greenbrier	0.143
2. Brooke	0.000	14. Pendleton	0.000	52. Logan	0.159
3. Calhoun	0.000	15. Pocahontas	0.000	53. Boone	0.165
4. Clay	0.000	16. Ritchie	0.000	54. Marshall	0.174
5. Doddridge	0.000	17. Roane	0.000	55. Pleasants	0.381
6. Gilmer	0.000	18. Taylor	0.000		
7. Grant	0.000	19. Tucker	0.000		
8. Hampshire	0.000	20. Tyler	0.000		
9. Jackson	0.000	21. Webster	0.000		
10. Lewis	0.000	22. Wetzel	0.000		
11. Lincoln	0.000	23. Wirt	0.000		
12. Monroe	0.000	24. Wyoming	0.000		

<b>Lowest Rate</b>		<b>County Rape Rates Per 1,000 Population</b>		<b>Highest Rate</b>	
1. Clay	0.000	8. Morgan	0.000	51. Lewis	0.378
2. Doddridge	0.000	9. Nicholas	0.000	52. Braxton	0.416
3. Gilmer	0.000	10. Summers	0.000	53. Cabell	0.496
4. Grant	0.000	11. Taylor	0.000	54. Lincoln	0.597
5. Hardy	0.000	12. Tucker	0.000	55. Ritchie	0.786
6. Jackson	0.000	13. Wetzel	0.000		
7. Logan	0.000	14. Wirt	0.000		

		<b>County Robbery Rates Per 1,000 Population</b>			
1. Barbour	0.000	8. Taylor	0.000	51. Marshall	0.572
2. Calhoun	0.000	9. Tucker	0.000	52. Berkeley	0.774
3. Doddridge	0.000	10. Tyler	0.000	53. Ohio	1.092
4. Hardy	0.000	11. Webster	0.000	54. Kanawha	1.097
5. Jackson	0.000	12. Wetzel	0.000	55. Cabell	1.103
6. Morgan	0.000	13. Wirt	0.000		
7. Pleasants	0.000				

		<b>County Felonious Assaults Per 1,000 Population</b>			
1. Lewis	0.000			51. Kanawha	1.616
2. Wirt	0.000			52. Mingo	1.746
3. Tyler	0.075			53. Mercer	2.099
4. Grant	0.096			54. Fayette	2.711
5. Preston	0.098			55. Cabell	3.521

		<b>County Breaking &amp; Entering Per 1,000 Population</b>			
1. Pleasants	1.142			51. Ohio	9.059
2. Jackson	1.554			52. Kanawha	10.476
3. Webster	1.906			53. Cabell	12.226
4. Tucker	2.093			54. Morgan	13.805
5. Ritchie	2.182			55. Berkeley	16.863

		<b>County Larceny Theft Per 1,000 Population</b>			
1. Monroe	0.359			51. Wood	19.287
2. Webster	0.606			52. Monongalia	25.432
3. Grant	0.863			53. Berkeley	28.594
4. Pocahontas	1.045			54. Kanawha	28.782
5. McDowell	1.373			55. Cabell	32.018

		<b>County Auto Theft Per 1,000 Population</b>			
1. Grant	0.192			51. Monongalia	2.337
2. Wetzel	0.208			52. Boone	2.705
3. Pendleton	0.256			53. Kanawha	2.726
4. Webster	0.260			54. Cabell	3.392
5. Ritchie	0.262			55. Logan	4.086

# 1986 COUNTY CRIME RATES PER 1000 POPULATION

1	WEBSTER	3.29	29	BOONE	11.47
2	GRANT	3.93	30	BROOKE	11.54
3	MONROE	5.09	31	TYLER	12.08
4	POCAHONTAS	5.64	32	WYOMING	12.27
5	TUCKER	5.69	33	MINERAL	12.46
6	MCDOWELL	6.45	34	HAMPSHIRE	12.47
7	PENDLETON	6.51	35	MINGO	12.98
8	RITCHIE	6.98	36	NICHOLAS	13.69
9	HARDY	7.19	37	PUTNAM	13.78
10	BRAXTON	7.34	38	WAYNE	14.29
11	DODDRIDGE	7.42	39	FAYETTE	14.76
12	PLEASANTS	7.48	40	RANDOLPH	15.51
13	ROANE	8.42	41	LOGAN	16.98
14	BARBOUR	8.46	42	MASON	17.33
15	GILMER	8.47	43	MARSHALL	17.59
16	SUMMERS	8.52	44	HARRISON	20.96
17	LEWIS	8.58	45	MARION	21.08
18	JACKSON	8.62	46	OHIO	22.51
19	GREENBRIER	9.08	47	MORGAN	23.12
20	LINCOLN	9.93	48	MERCER	24.15
21	CALHOUN	9.99	49	RALEIGH	24.90
22	WETZEL	10.12	50	JEFFERSON	25.69
23	UPSHUR	10.29	51	WOOD	29.06
24	WIRT	10.34	52	MONONGALIA	34.92
25	CLAY	10.37	53	KANAWHA	45.02
26	PRESTON	10.76	54	BERKELEY	49.69
27	HANCOCK	11.09	55	CABELL	52.80
28	TAYLOR	11.45			

These figures represent total Part I crime reported in individual counties and are calculated per 1,000 population.

# WEST VIRGINIA OFFENSE DATA

## 1986

### CRIME INDEX OFFENSES

The crimes in this group are all serious, either by their very nature or because of the frequency with which they occur, and present a common enforcement problem to all police.

A total of 43,930 **Crime Index Offenses** were reported for 1986.

August recorded the **highest number of Crime Index Offenses** with 3,928.

There were 2,289.2 **Crime Index Offenses per 100,000 population** in West Virginia.

The **total dollar value** of property stolen during commission of **Crime Index Offenses** was \$33,696,424, of which \$11,772,388 was recovered.

A total of 10,768 **Crime Index Offenses** were cleared by arrest or exceptional clearance, a clearance rate of 24.5 percent. Adults were involved in 8,925 of the clearances and juveniles were involved in 1,843 of the clearances.

There were 10,743 **persons arrested** for **Crime Index Offenses**; 8,430 of those arrested were males, 2,376 were under 18, and 9,442 were white.

**Crime Index Offenses** can be further categorized as a **Violent Crime** (Murder, Forcible Rape, Robbery, and Felonious Assault) or **Non-Violent (or Property) Crime** (Breaking and Entering, Larceny-Theft, and Motor Vehicle Theft). Arson is a **Property Crime**, but is analyzed separately.

**Violent Crimes** involve the element of personal confrontation between the perpetrator and the victim and are considered more serious than **Property (or Non-Violent) Crimes**.

A total of 3,137 **Violent Crimes** were reported for 1986.

August recorded the **highest number of Violent Crimes** with 310.

There were 163.5 **Violent Crimes per 100,000 population** in West Virginia.

A total of 1,981 **Violent Crime Offenses** were cleared by arrest or exceptional clearance, a clearance rate of 63.1 percent. Adults were involved in 1,813 of the clearances.

There were 1,773 **persons arrested** for **Violent Crime Offenses**; 1,574 of those arrested were males, 123 were under 18, and 1,542 were white.

A total of 40,793 **non-Violent ( or Property) Crimes** were reported for 1986.

August recorded the **highest number of Non-Violent Crimes** with 3,618.

There were 2,125.7 **Non-Violent Crimes per 100,000 population** in West Virginia.

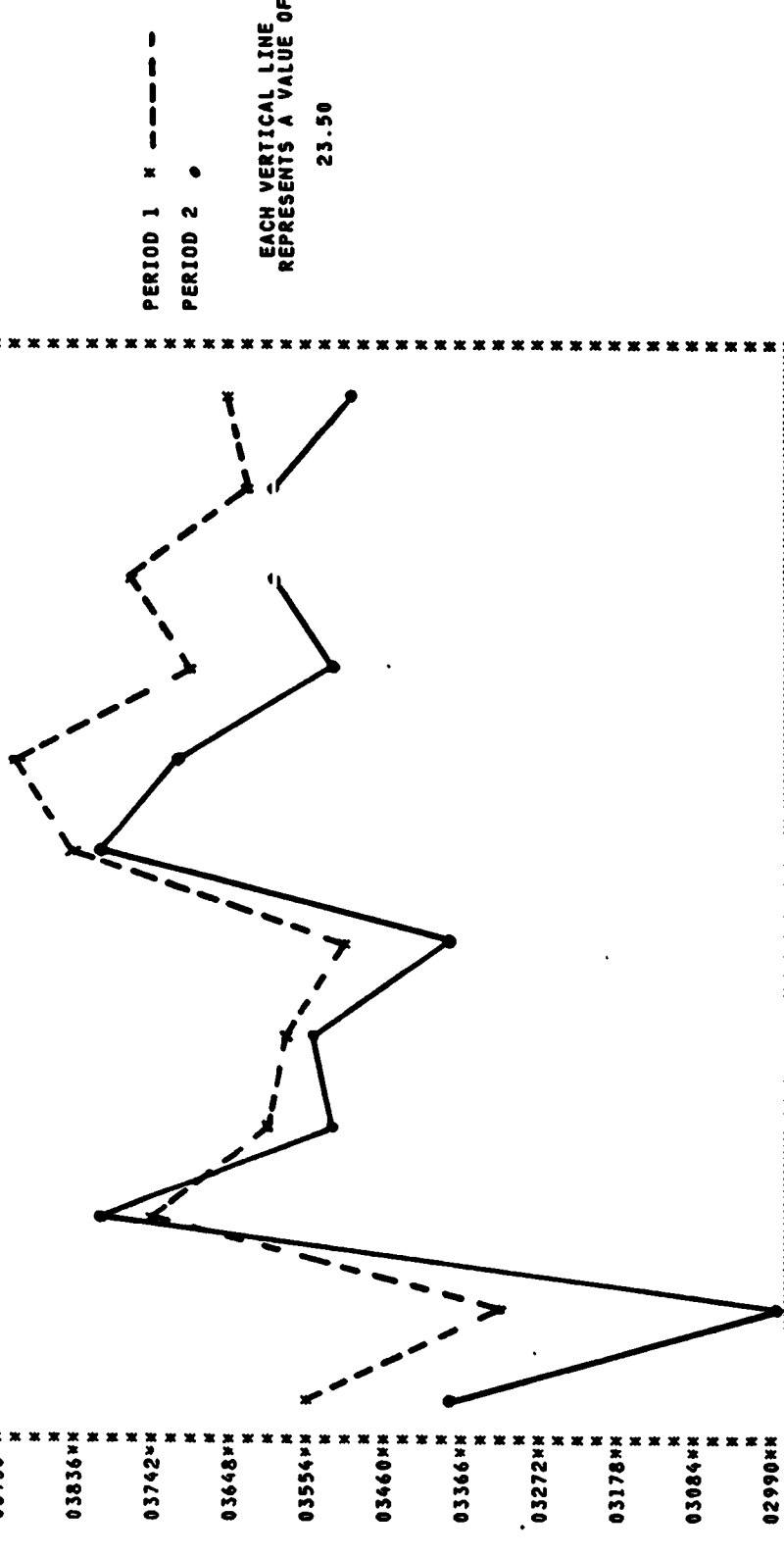
A total of 8,787 **Non-Violent Crime Offenses** were cleared by arrest or exceptional clearance, a clearance rate of 21.5 percent. Adults were involved in 7,112 of the clearances.

There were 8,970 **persons arrested** for **Non-Violent Crime Offenses**; 6,856 of those arrested were males, 2,253 were under 18, and 7,900 were white.

# CRIME INDEX OFFENSES

January - December 1986, 1985

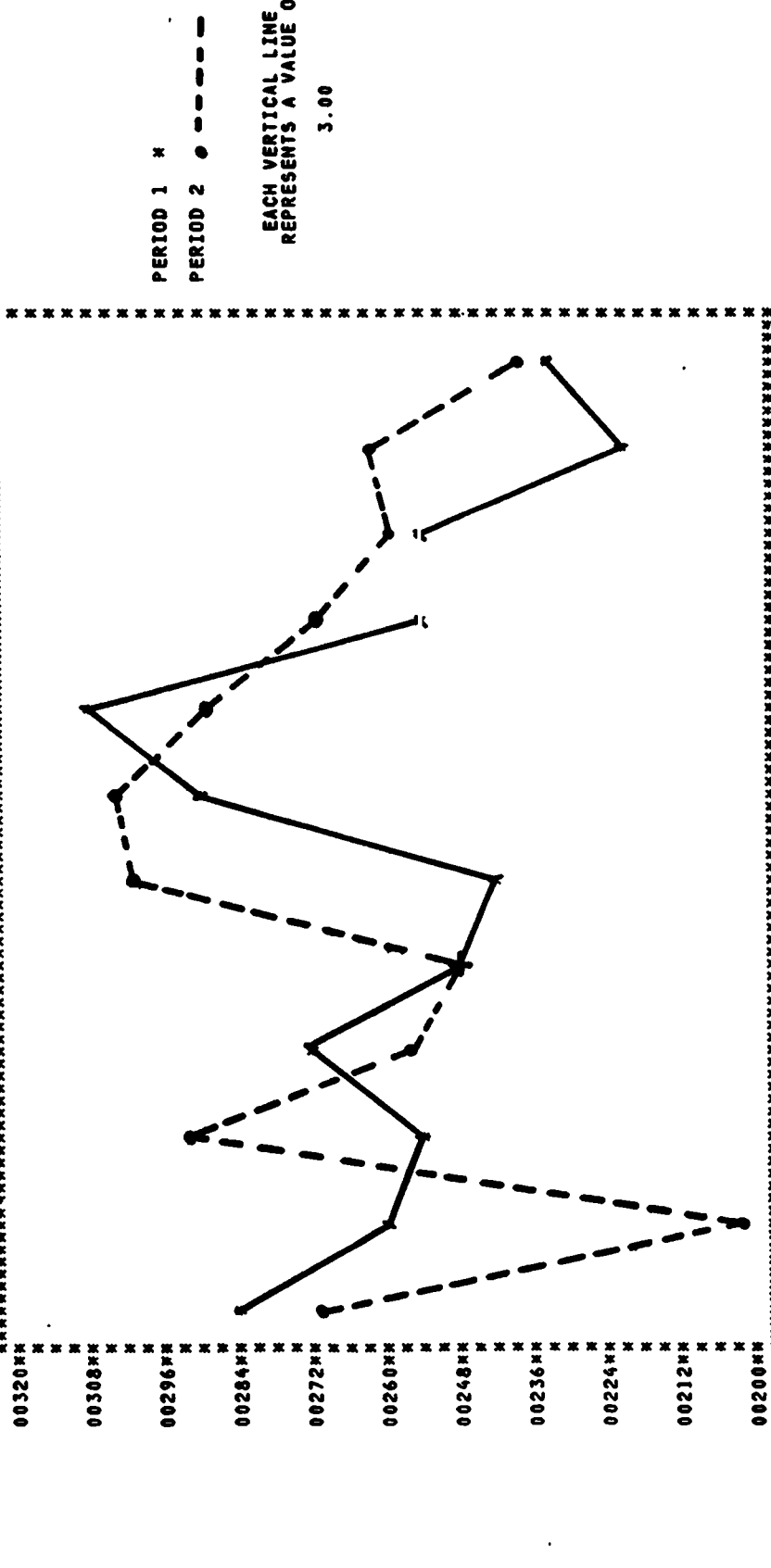
PERIOD	1 86	2 85	HUMERICAL CHANGE	PERCENT CHANGE
JAN	3760	3613	147	4.1
FEB	3342	3578	-236	-6.6
MAR	2995	3816	-821	-21.5
APR	347	56	291	518.2
MAY	160	160	0	0.0
JUN	110	110	0	0.0
JUL	3855	3815	40	1.0
AUG	3928	3722	206	5.5
SEP	3710	3533	177	5.0
OCT	3784	3610	174	4.8
NOV	3639	3620	19	0.5
DEC	3651	3521	130	3.7
TOT	43930	42538	1392	3.3
ADULT	22.84	21.69	1.15	5.3
JUVE	8925	9382	-457	-4.9
CRIME	3.8	5.3	-1.5	-28.1
OFF	3.8	5.3	-1.5	-28.1
CLEARED	3.8	5.3	-1.5	-28.1



# VIOLENT CRIME OFFENSES

January - December 1986, 1985

PERIOD	NUMERICAL CHANGE	PERCENT CHANGE	NOV	DEC	JAN	FEB	MAR	APR	MAY	JUN	JUL	AUG	SEP	OCT	NOV	DEC	TOI	CRIME RATE (1,000)	ADULT	JUVE
1 86	286	14+	274	256	260	294	257	274	250	244	302	310	254	254	222	235	3137	1.63	1813	168
2 85	272	14+	257	248	248	291	274	261	20-	19+	14-	19+	20-	43-	43-	240	3214	1.64	1979	152
NUMERICAL CHANGE	14+	14+	17+	8+	19.2-	6.6+	19.2-	4.6-	7.3-	2.7-	16.2-	2.1-	2.6-	5-	5-	2.6-	2.6-	.6-	8.4-	10.5+
PERCENT CHANGE	5.1+	5.1+	6.6+	3.1+	7.3-	2.7-	16.2-	2.1-	2.6-	2.6-	2.6-	2.6-	2.6-	2.6-	2.6-	2.6-	2.6-	2.6-	2.6-	2.6-



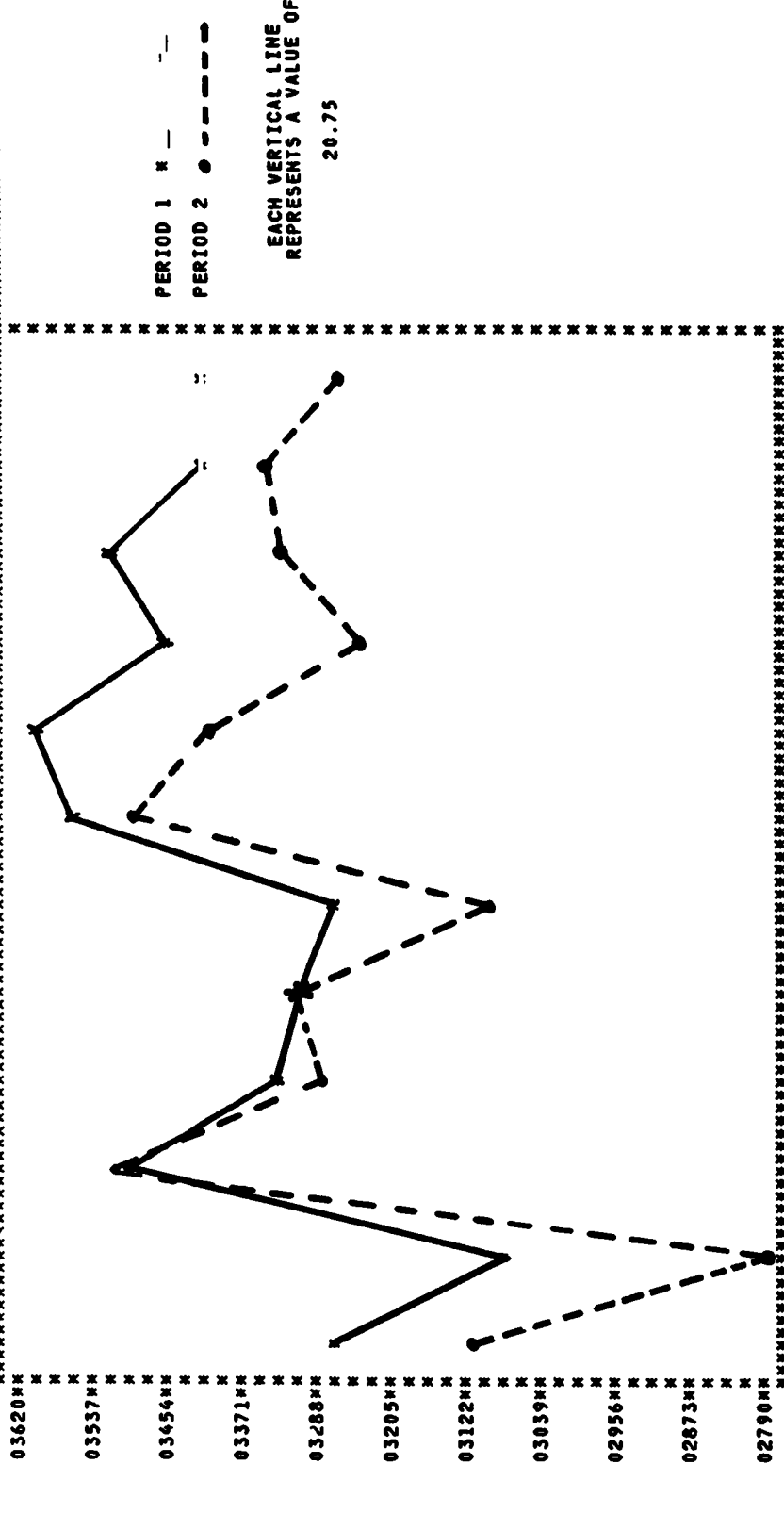
# NON-VIOLENT PROPERTY OFFENSES

January - December 1986, 1985

```

*****
NUMBER OF OFFENSES BY MONTH
*****
JAN * FEB * MAR * APR * MAY * JUN * JUL * AUG * SEP * OCT * NOV * DEC * TOT * (1,000) * ADULT * JUVEN *
*****
PERIOD 1 86 3269 * 3082 * 3504 * 3339 * 3328 * 3271 * 3563 * 3618 * 3456 * 3530 * 3417 * 3416 * 490793 * 21.21 * 7112 * 1675 *
PERIOD 2 85 3123 * 2791 * 3522 * 3289 * 3312 * 3103 * 3509 * 3431 * 3259 * 3359 * 3355 * 3281 * 39324 * 20.06 * 7403 * 1623 *
NUMERICAL CHANGE * 146+ * 291+ * 18- * 50+ * 16+ * 168+ * 54+ * 187+ * 197+ * 181+ * 62+ * 135+ * 1469+ * 1.15+ * 391- * 52+ *
PERCENT CHANGE * 4.7+ * 10.4+ * .5- * 1.5+ * .5+ * 5.4+ * 1.5+ * 5.3+ * 6.0+ * 5.4+ * 1.8+ * 4.1+ * 3.7+ * 5.7+ * 3.9- * 3.2+ *
*****

```



PERIOD 1 \* --- \*  
 PERIOD 2 \* - - - \*  
 EACH VERTICAL LINE REPRESENTS A VALUE OF 20.75

# VALUE OF PROPERTY STOLEN

## By Type of Offense

January - December 1986, 1985

BREAKING AND ENTERING				ROBBERY			
CLASSIFICATION	NUMBER	AMOUNT	CLASSIFICATION	NUMBER	AMOUNT		
RESIDENCE-COMMITTED DURING NIGHT	1986 3,112	2,083,488	HIGHWAY	1986 311	123,098		
	1985 3,074	2,034,950		1985 327	93,230		
PERCENT OF CHANGE	1.24+	2.39+	PERCENT OF CHANGE	4.89-	32.04+		
RESIDENCE-COMMITTED DURING DAY	1986 1,779	1,290,559	COMMERCIAL HOUSE	1986 69	64,750		
	1985 1,594	1,163,200		1985 53	66,442		
PERCENT OF CHANGE	11.61+	10.95+	PERCENT OF CHANGE	30.19+	2.55-		
RESIDENCE-COMMITTED UNKNOWN	1986 2,063	1,570,613	SERVICE STATION	1986 44	19,359		
	1985 2,086	1,427,238		1985 33	12,789		
PERCENT OF CHANGE	2.84+	10.85+	PERCENT OF CHANGE	33.33+	52.33+		
NONRESIDENCE-COMMITTED DURING NIGHT	1986 3,450	2,451,570	CHAIN STORE	1986 101	49,268		
	1985 3,479	2,300,927		1985 69	33,192		
PERCENT OF CHANGE	.83-	6.55+	PERCENT OF CHANGE	46.38+	48.43+		
NONRESIDENCE-COMMITTED DURING DAY	1986 460	264,667	RESIDENCE	1986 116	79,071		
	1985 468	332,345		1985 94	70,968		
PERCENT OF CHANGE	1.71-	20.36-	PERCENT OF CHANGE	23.40+	11.42+		
NONRESIDENCE-COMMITTED UNKNOWN	1986 1,023	698,344	BANK	1986 15	182,450		
	1985 1,013	767,439		1985 14	59,985		
PERCENT OF CHANGE	1.99+	9.00-	PERCENT OF CHANGE	7.14+	206.63+		
TOTAL	1986 11,887	8,359,241	MISCELLANEOUS	1986 124	69,988		
	1985 11,634	8,028,099		1985 123	112,925		
PERCENT OF CHANGE	2.17+	4.15+	PERCENT OF CHANGE	.80-	38.02-		
			TOTAL	1986 780	507,992		
				1985 715	448,971		
			PERCENT OF CHANGE	9.89+	30.96+		
LARCENY BY CLASSIFICATION				LARCENY BY VALUE			
CLASSIFICATION	NUMBER	AMOUNT	CLASSIFICATION	NUMBER	AMOUNT		
POCKET-PICKING	1986 144	31,060	\$200 AND OVER	1986 8,816	7,824,794		
	1985 231	45,253		1985 8,357	6,868,291		
PERCENT OF CHANGE	37.66-	31.36-	PERCENT OF CHANGE	5.49+	13.93+		
PURSE-SNATCHING	1986 211	47,566	\$50 TO \$200	1986 8,324	886,856		
	1985 194	68,508		1985 8,350	895,816		
PERCENT OF CHANGE	8.76+	30.57-	PERCENT OF CHANGE	.31-	1.00-		
CARGO-THEFTS	1986 184	327,258	UNDER \$50	1986 8,545	150,688		
	1985 203	195,859		1985 7,813	157,683		
PERCENT OF CHANGE	9.36-	68.81+	PERCENT OF CHANGE	9.37+	4.59-		
SHOPLIFTING	1986 4,447	203,265	TOTAL	1986 25,685	8,862,338		
	1985 3,672	163,962		1985 24,520	7,921,710		
PERCENT OF CHANGE	21.11+	23.97+	PERCENT OF CHANGE	4.75+	11.87+		
FROM AUTOS	1986 6,124	2,115,411					
	1985 5,429	1,797,365					
PERCENT OF CHANGE	12.80+	17.70+					
AUTO PARTS-ACCESSORIES	1986 3,428	873,614					
	1985 3,596	733,164					
PERCENT OF CHANGE	4.67-	19.16+					
BICYCLES	1986 1,992	318,808					
	1985 1,891	240,115					
PERCENT OF CHANGE	5.34+	32.77+					
FROM BUILDINGS	1986 4,209	2,065,622					
	1985 4,250	2,145,666					
PERCENT OF CHANGE	.96-	3.73-					
COIN OPERATED MACHINES	1986 282	49,727					
	1985 283	43,677					
PERCENT OF CHANGE	20.62-	13.85+					
LIVESTOCK	1986 58	45,796					
	1985 49	38,487					
PERCENT OF CHANGE	18.37+	29.54+					
ALL OTHER	1986 4,686	2,784,211					
	1985 4,722	2,454,734					
PERCENT OF CHANGE	.76-	13.42+					
TOTAL	1986 25,685	8,862,338					
	1985 24,520	7,921,710					
PERCENT OF CHANGE	4.75+	11.87+					



# WEST VIRGINIA CRIME INDEX

## Five Year Recapitulation of Offenses

### 1982 - 1986

INDEX OFFENSES	Year	Number of Offenses	Percent Change	Rate Per 100,000 Population	Percent Change
MURDER	1982	103	-12.7	5.3	-11.7
	1983	94	-8.7	4.8	-9.4
	1984	86	-8.5	4.4	-8.3
	1985	71	-17.4	3.7	-15.9
	1986	113	+59.2	5.9	+59.5
FORCIBLE RAPE	1982	301	+3.4	15.4	+3.4
	1983	259	-13.9	13.2	-14.3
	1984	308	+18.9	15.8	+19.7
	1985	359	+16.6	18.5	+17.1
	1986	360	+0.3	18.8	+1.6
ROBBERY	1982	965	-1.2	49.5	-1.2
	1983	858	-11.1	43.7	-11.7
	1984	737	-14.1	37.8	+13.5
	1985	715	-3.0	36.8	-2.4
	1986	780	+9.1	40.6	+10.0
FELONIOUS ASSAULT	1982	2,018	+1.2	103.6	+1.4
	1983	2,113	+4.7	107.5	+3.8
	1984	2,135	+1.0	109.4	+1.8
	1985	2,069	-3.1	106.9	-2.3
	1986	1,884	-8.9	98.2	-8.1
BREAKING AND ENTERING	1982	13,802	-7.4	708.5	-7.2
	1983	13,160	-4.6	669.7	-5.5
	1984	12,467	-5.3	638.7	-4.6
	1985	11,634	-6.7	600.9	-5.9
	1986	11,887	+2.2	619.4	+3.1
LARCENY - THEFT	1982	27,503	-3.8	1,411.8	-3.6
	1983	26,427	-3.9	1,344.9	-4.7
	1984	25,820	-2.3	1,322.7	-1.7
	1985	24,520	-5.0	1,266.5	-4.2
	1986	25,685	+4.8	1,338.4	+5.7
MOTOR VEHICLE THEFT	1982	3,539	-3.2	181.7	-3.0
	1983	3,503	-1.0	178.3	-1.9
	1984	3,329	-5.0	170.5	-4.4
	1985	3,170	-4.8	163.7	-4.0
	1986	3,221	+1.6	167.8	+2.5
VIOLENT CRIME	1982	3,387	+0.2	173.9	+0.4
	1983	3,324	-1.9	169.2	-2.7
	1984	3,266	-1.7	167.3	-1.1
	1985	3,214	-1.6	166.0	-0.6
	1986	3,137	-2.4	163.5	-0.8
NON-VIOLENT CRIME	1982	44,844	-5.1	2,302.0	-5.0
	1983	43,090	-3.9	2,192.9	-4.7
	1984	41,616	-3.4	2,132.0	-2.8
	1985	39,324	-5.5	2,031.2	-4.7
	1986	40,793	+3.7	2,125.7	+4.7
TOTAL FOR WEST VIRGINIA	1982	48,231	-4.5	2,475.9	-4.4
	1983	46,414	-3.8	2,362.0	-4.6
	1984	44,882	-3.3	2,299.3	-2.7
	1985	42,538	-5.2	2,197.2	-4.4
	1986	43,930	+3.3	2,289.2	+4.2

# **CRIMINAL HOMICIDE - MURDER**

## **DEFINITION**

**Murder is defined as the unlawful killing of a human being with malice aforethought. Any death due to a fight, argument, quarrel, assault, or commission of a crime is included. This index offense is scored by police on the basis of their investigation without regard as to the findings of a court or jury or the decision of a prosecutor. Attempts to kill and assault to kill are scored as felonious assaults and not as murder. Suicide, accidental deaths, justifiable homicides and traffic deaths caused by the negligence of someone other than the victim are not included.**



## **MURDER SUMMARY**

**1986**

**A total of 113 Murder offenses were reported for 1986.**

**Murders comprised 3.6 percent of the total for the Violent Crime category and 0.3 percent of the total Crime Index Offenses.**

**October recorded the highest number of murders with 15.**

**There were 5.9 Murder victims per 100,000 population in West Virginia.**

**Males accounted for 77.9 percent of the Murder victims; 85.0 percent of the victims were white.**

**The largest number of victims, 20, fell in the 20-24 age group category.**

**Firearms were used in 66 (58.4%) of the Murders reported, with handguns being used in 41 of those. This is a 40% increase in firearms being used as a Murder Weapon.**

**A total of 99 Murders were cleared by arrest or exceptional clearance, a clearance rate of 87.6 percent. Adults were involved in 96 of the clearances.**

**There were 125 persons arrested for Murder offenses; 101 of those arrested were males, 5 were under 18, and 112 were white.**

**1986  
COUNTY MURDER RATES  
PER 1000 POPULATION**

1	BRAXTON	0.000	29	WOOD	0.035
2	BROOKE	0.000	30	MINERAL	0.037
3	CALHOUN	0.000	31	MASON	0.038
4	CLAY	0.000	32	MONONGALIA	0.039
5	DODDRIDGE	0.000	33	UPSHUR	0.041
6	GILMER	0.000	34	MCDOWELL	0.043
7	GRANT	0.000	35	KANAWHA	0.045
8	HAMPSHIRE	0.000	36	WAYNE	0.049
9	JACKSON	0.000	37	OHIO	0.050
10	LEWIS	0.000	38	HARRISON	0.052
11	LINCOLN	0.000	39	CABELL	0.064
12	MONROE	0.000	40	PRESTON	0.065
13	NICHOLAS	0.000	41	SUMMERS	0.066
14	PENDLETON	0.000	42	MERCER	0.069
15	POCAHONTAS	0.000	43	PUTNAM	0.078
16	RITCHIE	0.000	44	MORGAN	0.091
17	ROANE	0.000	45	JEFFERSON	0.095
18	TAYLOR	0.000	46	HARDY	0.096
19	TUCKER	0.000	47	BERKELEY	0.122
20	TYLER	0.000	48	BARBOUR	0.123
21	WEBSTER	0.000	49	FAYETTE	0.123
22	WETZEL	0.000	50	RALEIGH	0.141
23	WIRT	0.000	51	GREENBRIER	0.143
24	WYOMING	0.000	52	LOGAN	0.159
25	HANCOCK	0.023	53	BOONE	0.165
26	MINGO	0.026	54	MARSHALL	0.174
27	MARION	0.031	55	PLEASANTS	0.381
28	RANDOLPH	0.035			

**These figures represent the total Murders reported in individual counties and are calculated per 1,000 population.**



# MURDERS BY TYPE OF WEAPON/CIRCUMSTANCES

January - December 1986, 1985

MURDERS BY CIRCUMSTANCE				MURDERS BY TYPE OF WEAPON			
CIRCUMSTANCE	NUMBER	PERCENT DISTRIB		TYPE OF WEAPON	NUMBER	PERCENT DISTRIB	
RAPE	1986 1 1985 0 PERCENT OF CHANGE .00	.88 .00		GUN	1986 1 1985 0 PERCENT OF CHANGE .00	.88 1.41	
ROBBERY	1986 8 1985 5 PERCENT OF CHANGE 60.00+	7.08 7.04		HANDGUN	1986 41 1985 25 PERCENT OF CHANGE 64.00+	36.28 35.21	
LARCENY	1986 1 1985 0 PERCENT OF CHANGE .00	.88 .00		RIFLE	1986 7 1985 7 PERCENT OF CHANGE .00	6.19 9.86	
ARSON	1986 1 1985 1 PERCENT OF CHANGE .00	.88 1.41		SHOTGUN	1986 16 1985 14 PERCENT OF CHANGE 14.29+	14.16 19.72	
LOVERS TRIANGLE	1986 4 1985 6 PERCENT OF CHANGE 33.33-	3.54 8.45		OTHER GUN	1986 1 1985 0 PERCENT OF CHANGE .00	.88 .00	
BRAWL DUE-ALCOHOL	1986 6 1985 1 PERCENT OF CHANGE 500.00+	5.31 1.41		CUTTING AND STABBING	1986 26 1985 15 PERCENT OF CHANGE 73.33+	23.01 21.13	
BRAWL DUE-NARCOTICS	1986 3 1985 0 PERCENT OF CHANGE .00	2.65 .00		BLUNT OBJECT	1986 5 1985 3 PERCENT OF CHANGE 66.67+	4.42 4.23	
ARGUMENT-MONEY PROPERTY	1986 3 1985 2 PERCENT OF CHANGE 50.00+	2.65 2.82		PERSONAL WEAPONS	1986 8 1985 3 PERCENT OF CHANGE 166.67+	7.08 4.23	
OTHER ARGUMENTS	1986 56 1985 44 PERCENT OF CHANGE 27.27+	49.56 61.97		FIRE	1986 1 1985 1 PERCENT OF CHANGE .00	.88 1.41	
INSTITUTIONAL KILLINGS	1986 3 1985 1 PERCENT OF CHANGE 200.00+	2.65 1.41		DROWNING	1986 2 1985 0 PERCENT OF CHANGE .00	1.77 .00	
OTHER NON-FELONIOUS	1986 12 1985 6 PERCENT OF CHANGE 100.00+	10.62 8.45		STRANGULATION-HUNG	1986 3 1985 1 PERCENT OF CHANGE 200.00+	2.65 1.41	
ALL SUSPECT FELONY TYPE	1986 14 1985 1 PERCENT OF CHANGE 300.00+	12.39 1.41		OTHER	1986 2 1985 1 PERCENT OF CHANGE 100.00+	1.77 1.41	
UNCLASSIFIED	1986 1 1985 4 PERCENT OF CHANGE 75.00-	.88 5.63		TOTAL	1986 113 1985 71 PERCENT OF CHANGE 59.15+	100.00 100.00	
TOTAL	1986 113 1985 71 PERCENT OF CHANGE 59.15+	100.00 100.00					

# MURDER VICTIMS BY AGE, SEX, RACE AND ETHNIC ORIGIN

January - December 1986, 1985

AGE	NUMBER		PERCENT DISTRIB	SEX		RACE					ETHNIC ORIGIN				
	M	F		M	F	WHITE	BLACK	AMER	INDH	ASI	ISD	OTHER	MISPACH	NON	MISP
1-4	5	2	4.52	3	1	4	1								5
PERCENT CHANGE	150.00+	100.00+	2.82	200.00+		100.00+									150.00+
5-9	0	0	.00												
PERCENT CHANGE			.00												
10-14	1	1	.00	1	1	1									1
PERCENT CHANGE	50.00+		2.82			50.00+									50.00+
15-19	5	3	3.56	3	1	4	1								6
PERCENT CHANGE	33.33+		4.23			100.00+									33.33+
20-24	20	6	17.70	14	6	19	1								28
PERCENT CHANGE	122.22+	100.00+	12.68	133.33+		111.11+									122.22+
25-29	17	2	15.04	15	2	12	5								17
PERCENT CHANGE	112.50+		11.27	150.00+		100.00+	150.00+								112.50+
30-34	16	2	14.16	14	2	13	3								16
PERCENT CHANGE	14.29+	60.00-	19.72	55.56+		7.14-									16.29+
35-39	19	8	8.85	8	2	10	5								19
PERCENT CHANGE	42.86+		9.86	33.33+	100.00+	100.00+									42.86+
40-44	11	1	9.73	10	1	10	1								11
PERCENT CHANGE	120.00+		7.06	100.00+		100.00+									120.00+
45-49	7	7	6.19	7	1	5	2								7
PERCENT CHANGE	22.22+		12.68	12.50+		16.67-	33.33-								22.22-
50-54	9	8	7.96	8	1	7	2								9
PERCENT CHANGE	350.00+		2.82	300.00+		250.00+									350.00+
55-59	1	1	.00	1	1	1	1								1
PERCENT CHANGE			1.41												
60-64	2	1	1.77	1	1	2									2
PERCENT CHANGE	50.00-	50.00-	5.63	50.00-		33.33-									50.00-
65-69	6	2	3.54	2	2	3	1								6
PERCENT CHANGE			.00												
70-74	2	2	1.77	1	2	2									2
PERCENT CHANGE			2.82												
75 AND OVER	6	3	3.54	3	2	3	1								6
PERCENT CHANGE	33.33+		4.23	33.33+		50.00+									33.33+
TOTAL	113	25	100.00	88	25	50	17								113
PERCENT CHANGE	59.15+		100.00	62.96+		57.58+	70.00+								59.15+
PERCENT 1986				77.88		84.96	15.06								100.00
PERCENT 1985				76.06		85.92	14.08								100.00

# FORCIBLE RAPE

---

## DEFINITION

Forcible Rape is the carnal knowledge of a female forcibly and against her will. For the purpose of Uniform Crime Reporting, rape is divided into two categories: (1) Rape by Force; and (2) Attempted Rape. Carnal abuse without force (statutory rape) and other sex offenses are not included.

Forcible Rape differs from other violent crimes in that the victim in many cases, is hesitant in reporting the offense to police. The rigors of court procedures, embarrassment and fear of any accompanying stigma have a deterrent effect on the victim's willingness to make the crime known to police. The presence of a prior relationship between victim and perpetrator makes the determination of the act of force difficult to establish, and the usual clandestine nature of the offense presents a problem in verification.

---



## FORCIBLE RAPE SUMMARY

1986

A total of 360 Forcible Rape Offenses were reported for 1986.

Forcible Rapes comprised 11.5 percent of the total for the Violent Crime Category and 0.8 percent of the total Crime Index Offenses.

August recorded the highest number of Forcible Rapes with 47.

A total of 220 Forcible Rapes were cleared by arrest or exceptional clearance, a clearance rate of 61.1 percent. Adults were involved in 207 of the clearances.

There were 149 persons arrested for Forcible Rape offenses; 145 of those arrested were males, 10 were under 18, and 128 were white.

Rapes by force occurred in 266 offenses whereas, 94 were assaults to Rape.

**1986  
County Rape Rates  
Per 1,000 Population**

1	CLAY	0.000	29	MARSHALL	0.100
2	DODDRIDGE	0.000	30	OHIO	0.101
3	GILMER	0.000	31	POCAHONTAS	0.104
4	GRANT	0.000	32	PUTNAM	0.104
5	HARDY	0.000	33	ROANE	0.130
6	JACKSON	0.000	34	PRESTON	0.131
7	LOGAN	0.000	35	TYLER	0.150
8	MORGAN	0.000	36	JEFFERSON	0.190
9	NICHOLAS	0.000	37	MCDOWELL	0.193
10	SUMMERS	0.000	38	WOOD	0.197
11	TAYLOR	0.000	39	MONROE	0.215
12	TUCKER	0.000	40	MARION	0.220
13	WETZEL	0.000	41	BERKELEY	0.224
14	WIRT	0.000	42	CALHOUN	0.235
15	HANCOCK	0.023	43	BARBOUR	0.245
16	WYOMING	0.029	44	PLEASANTS	0.254
17	MINERAL	0.037	45	PENDLETON	0.256
18	MASON	0.038	46	FAYETTE	0.264
19	BROOKE	0.039	47	HARRISON	0.288
20	GREENBRIER	0.057	48	UPSHUR	0.289
21	RALEIGH	0.059	49	MONONGALIA	0.302
22	HAMPSHIRE	0.064	50	KANAWHA	0.354
23	MERCER	0.069	51	LEWIS	0.378
24	RANDOLPH	0.069	52	BRAXTON	0.416
25	WAYNE	0.074	53	CABELL	0.496
26	MINGO	0.079	54	LINCOLN	0.597
27	WEBSTER	0.087	55	RITCHIE	0.786
28	BOONE	0.099			

These figures represent the total Rapes reported in individual counties and are calculated per 1,000 population.





# ROBBERY

## DEFINITION

Robbery is defined as the felonious and forcible taking of the property of another against their will by violence or by putting them in fear. The element of personal confrontation is always present in this crime. Under the Uniform Crime Reporting Program, all assaults or attempts to rob are included. Robberies are reported in four general categories - gun; knife or cutting instrument; hands, fists, feet, etc.; and other dangerous weapons. As a general rule, robbery differs from larceny theft in that it is aggravated by the element of force or the threat of force.

Robbery, as a crime of violence, has a serious impact on the victim: In many instances, serious injury results. Oftentime, along with physical injury or without, the victim suffers mental disturbance. Such damage is immeasurable. This is emphasized when the attempt to rob results in the death of a victim. Of course, in this case, the robbery would not be scored since the more serious offense, murder, would be reported and the robbery would serve as the motive. The placing of a dollar value, however, on the damage resulting from this type of offense is an attempt to measure that which is immeasurable.



## ROBBERY SUMMARY

1986

A total of 780 Robbery Offenses were reported for 1986.

Robberies comprised 24.9 percent of the total for the Violent Crime category and 1.8 percent of the total Crime Index Offenses.

December recorded the highest number of Robberies with 100 offenses.

The total dollar value for Robbery offenses was \$587,992, an average of \$754 for each offense.

A total of 287 Robberies were cleared by arrest or exceptional clearance, a clearance rate of 36.8 percent. Adults were involved in 256 of the clearances.

There were 335 persons arrested for Robbery offenses; 312 of those arrested were males, 44 were under 18 and 271 were white.

## ROBBERY BY TYPE OF WEAPON

January—December 1986

Type of Weapon	Number of Offenses	Percent Distribution
Gun	317	40.6%
Knife/Sharp Instrument	91	11.7%
Other Dangerous Weapon	58	7.2%
Strong Arm—Hands, Fists, Feet, Etc.	316	40.5%

**1986  
COUNTY ROBBERY RATES  
PER 1000 POPULATION**

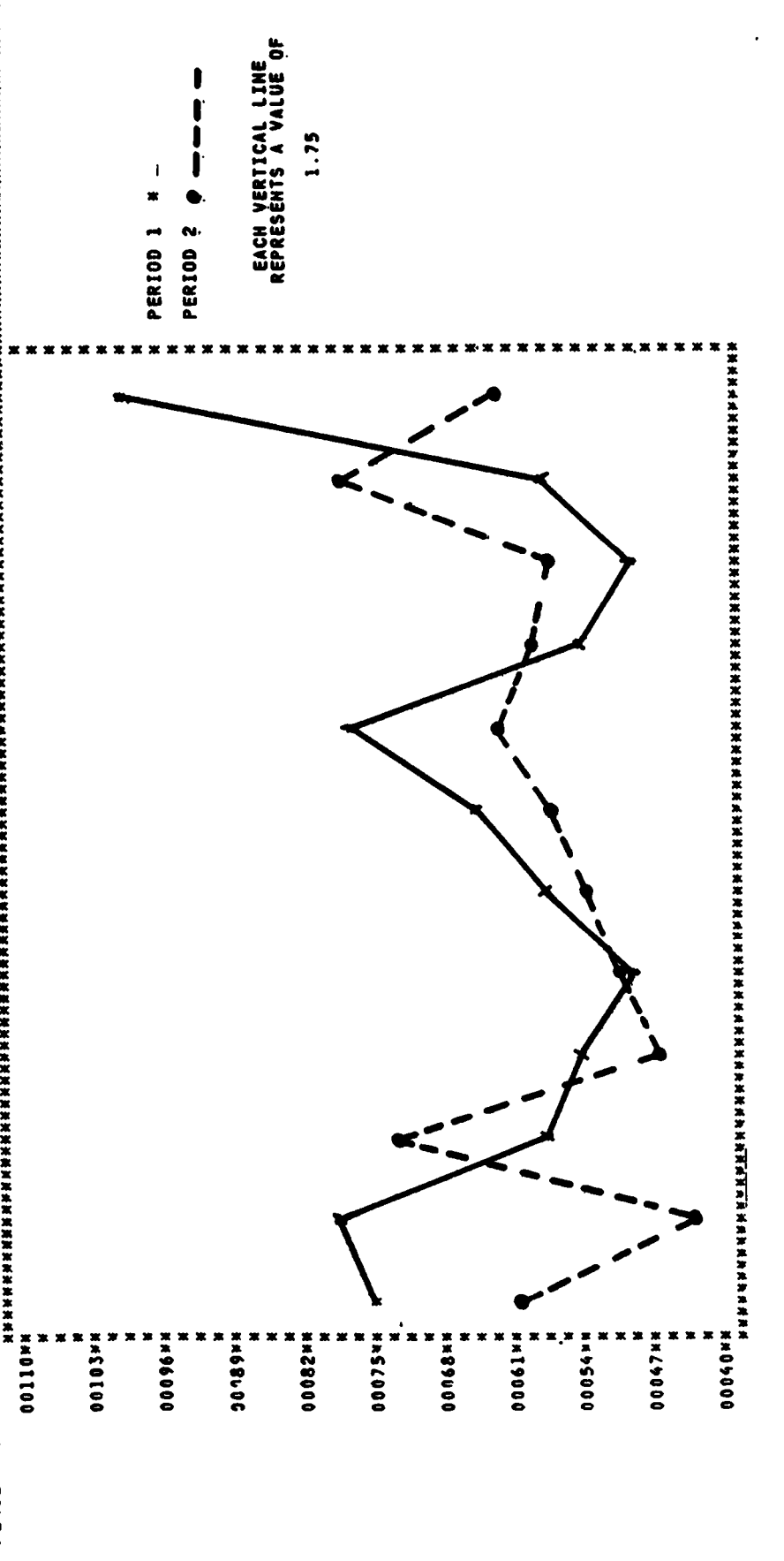
1	BARBOUR	0.000	29	PUTNAM	0.131
2	CALHOUN	0.000	30	RANDOLPH	0.138
3	DODDRIDGE	0.000	31	BRAXTON	0.139
4	HARDY	0.000	32	HANCOCK	0.140
5	JACKSON	0.000	33	RALEIGH	0.141
6	MORGAN	0.000	34	MONROE	0.144
7	PLEASANTS	0.000	35	FAYETTE	0.158
8	TAYLOR	0.000	36	GRANT	0.182
9	TUCKER	0.000	37	HAMPSHIRE	0.183
10	TYLER	0.000	38	BOONE	0.198
11	WEBSTER	0.000	39	GILMER	0.239
12	WETZEL	0.000	40	HARRISON	0.248
13	WIRT	0.000	41	MCDOWELL	0.257
14	GREENBRIER	0.029	42	CLAY	0.264
15	NICHOLAS	0.036	43	MINGO	0.265
16	MASON	0.038	44	WAYNE	0.295
17	LINCOLN	0.043	45	MONONGALIA	0.328
18	UPSHUR	0.083	46	SUMMERS	0.328
19	WYOMING	0.086	47	MERCER	0.370
20	RITCHIE	0.087	48	MARION	0.439
21	POCAHONTAS	0.104	49	JEFFERSON	0.506
22	LEWIS	0.108	50	WOOD	0.514
23	MINERAL	0.111	51	MARSHALL	0.572
24	BROOKE	0.116	52	BERKELEY	0.774
25	LOGAN	0.120	53	OHIO	1.092
26	PENDLETON	0.128	54	KANAWHA	1.097
27	ROANE	0.130	55	CABELL	1.103
28	PRESTON	0.131			

**These figures represent the total Robberies reported in individual counties and are calculated per 1,000 population.**

# ROBBERY

January - December 1986, 1985

NUMBERS OF OFFENSES BY MONTH		CRIME RATE		OFF-CLEARED		
PERIOD	NUMERICAL CHANGE	PERCENT CHANGE	TOT	K1,000	ADULT	JUVE
JAN	75	13+	780	.41	256	31
FEB	62	45	715	.36	236	30
MAR	79	15+	65	.08	20	1
APR	54	7	9.1	13.9	8.5	3.3
MAY	50	5	21	26.6	58.7	15.5
JUN	54	1	10.0	15.5	26.6	10.0
JUL	58	8+	13.8	20.3	10.0	15.5
AUG	66	13+	13	21	37	9
SEP	54	6	58	79	63	63
OCT	54	6	49	58	100	100
NOV	54	7	58	58	100	100
DEC	54	7	58	58	100	100



# ROBBERY

## VALUE OF PROPERTY STOLEN

### January - December 1986, 1985

CLASSIFICATION	PERCENT OF CHANGE	NUMBER OF OFFENSES	PERCENT OF DISTRIBUTION	TOTAL VALUES (DOLLARS)	AVERAGE VALUES (DOLLARS)
HIGHWAY					
	1986	311	39.87	\$123,098	\$396
	1985	327	45.73	\$93,230	\$285
	PERCENT OF CHANGE	4.89-	12.81-	32.04+	38.95+
COMMERCIAL HOUSE					
	1986	69	8.85	\$64,750	\$938
	1985	53	7.41	\$66,442	\$1,254
	PERCENT OF CHANGE	30.19+	19.43+	2.55-	25.20-
SERVICE STATION					
	1986	44	5.64	\$19,359	\$440
	1985	33	4.62	\$12,709	\$385
	PERCENT OF CHANGE	33.33+	22.08+	52.33+	14.29+
CHAIN STORE					
	1986	101	12.95	\$49,268	\$488
	1985	69	9.65	\$33,192	\$481
	PERCENT OF CHANGE	46.38+	34.20+	48.43+	1.46+
RESIDENCE					
	1986	116	16.87	\$79,071	\$682
	1985	94	13.15	\$70,968	\$755
	PERCENT OF CHANGE	23.40+	13.08+	11.42+	9.67-
BANK					
	1986	15	1.92	\$182,458	\$12,164
	1985	14	1.96	\$59,505	\$4,250
	PERCENT OF CHANGE	7.14+	2.04-	206.63+	186.21+
MISCELLANEOUS					
	1986	124	15.90	\$69,988	\$564
	1985	125	17.48	\$112,925	\$903
	PERCENT OF CHANGE	.80-	9.04-	38.02-	37.54-
TOTAL					
	1986	780	100.00	\$587,992	\$754
	1985	715	100.00	\$448,971	\$628
	PERCENT OF CHANGE	9.09+		30.96+	20.06+

# FELONIOUS ASSAULT

## DEFINITION

Felonious Assault, as defined under the West Virginia Uniform Crime Reporting Program, is an attempt or offer with unlawful force or violence, to do serious physical injury to another. Attempts are included since it is not necessary that any injury result when a gun, knife or other weapon is used which would result in serious physical injury if the crime were successfully completed.

The use or attempted use of a dangerous weapon in an assault or the serious injury inflicted by hands, fists, or feet separates this offense from those assaults categorized as "simple" and not felonious in nature.

The victim of an actual assault of this type may suffer serious injury or permanent disability and all assaults to kill and attempts to kill are recorded in this area. As with murder, the use of weapons to inflict these injuries make this offense a subject for analysis.



## FELONIOUS ASSAULT SUMMARY

1986

A total of 1,884 Felonious Assault Offenses were reported in 1986.

Felonious Assaults comprised 60.1 percent of the total Violent Crime category and 4.3 percent of the total Crime Index Offenses.

January recorded the highest number of Felonious Assaults with 178 offenses.

There were 98.2 Felonious Assaults per 100,000 population in West Virginia.

A total of 1,375 Felonious Assaults were cleared by arrest or exceptional clearance, a clearance rate of 73.0 percent. Adults were involved in 1,254 of the clearances.

There were 1,164 persons arrested for Felonious Assault offenses; 1,016 of those arrested were males, 64 were under 18, and 1031 were white.

## FELONIOUS ASSAULT BY TYPE OF WEAPON

January—December 1986

Type of Weapon	Number Of Offenses	Percent Distribution
Gun	286	15.2%
Knife/Sharp Instrument	420	22.3%
Other Dangerous Weapons	384	20.4%
Hands, Fists, Feet, Etc.—Aggravated	794	42.1%

**1986  
COUNTY FELONIOUS ASSAULTS  
PER 1000 POPULATION**

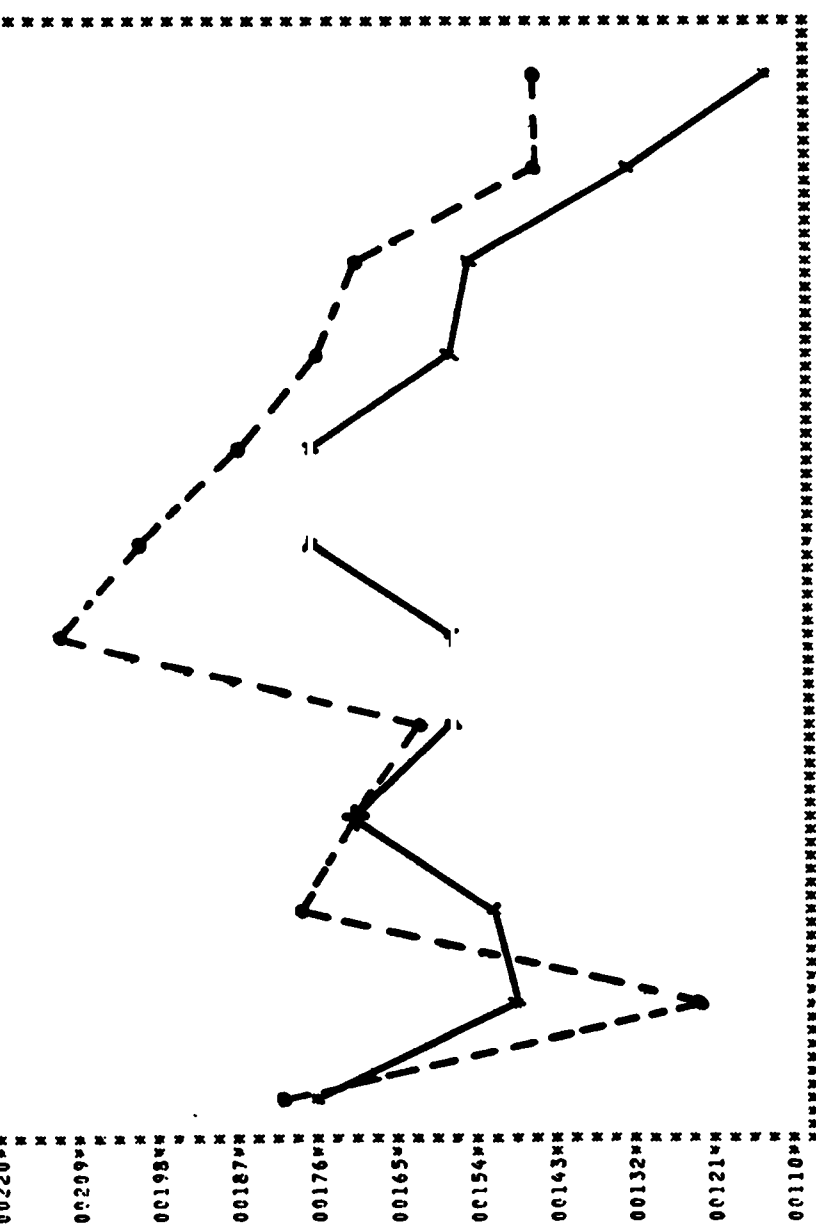
1	LEWIS	0.000	29	WEBSTER	0.433
2	WIRT	0.000	30	HANCOCK	0.444
3	TYLER	0.075	31	ROANE	0.454
4	GRANT	0.096	32	MARSHALL	0.498
5	PRESTON	0.098	33	MONONGALIA	0.499
6	WETZEL	0.104	34	NICHOLAS	0.509
7	TUCKER	0.116	35	PENDLETON	0.511
8	RITCHIE	0.175	36	UPSHUR	0.579
9	HARDY	0.192	37	WOOD	0.612
10	BROOKE	0.194	38	OHIO	0.672
11	JACKSON	0.194	39	WYOMING	0.688
12	BRAXTON	0.208	40	HARRISON	0.732
13	MONROE	0.215	41	SUMMERS	0.852
14	PUTNAM	0.235	42	LINCOLN	0.853
15	BARBOUR	0.245	43	RALEIGH	0.898
16	PLEASANTS	0.254	44	MORGAN	0.914
17	LOGAN	0.259	45	BERKELEY	0.998
18	DODDRIDGE	0.265	46	HAMPSHIRE	1.093
19	RANDOLPH	0.276	47	JEFFERSON	1.264
20	MINERAL	0.295	48	MCDOWELL	1.287
21	WAYNE	0.295	49	CALHOUN	1.293
22	BOONE	0.297	50	CLAY	1.583
23	MASON	0.306	51	KANAWHA	1.616
24	TAYLOR	0.308	52	MINGO	1.746
25	POCAHONTAS	0.313	53	MERCER	2.099
26	GILMER	0.358	54	FAYETTE	2.711
27	MARION	0.425	55	CABELL	3.521
28	GREENBRIER	0.429			

**These figures represent the total Felonious Assaults reported in individual counties and are calculated per 1,000 population.**

# FELONIOUS ASSAULTS

January - December 1986, 1985

PERIOD	NUMERICAL CHANGE	PERCENT CHANGE	NUMBER OF FELONIOUS ASSAULTS	BY MONTH	CRIME RATE (1,000)	OFF-CLEARED
JAN	178	149	153	173	158	159
FEB	162	125	180	173	163	158
MAR	192	26	27	0	3.1	25.4
APR	192	15.0	0	0	3.1	25.4
MAY	158	159	177	177	158	154
JUN	173	173	177	177	158	154
JUL	173	173	177	177	158	154
AUG	168	177	177	177	158	154
SEP	177	177	177	177	158	154
OCT	146	146	146	146	114	114
NOV	146	146	146	146	114	114
DEC	168	168	168	168	114	114
TOTAL	168	168	168	168	114	114



PERIOD 1 \*  
 PERIOD 2 ●  
 EACH VERTICAL LINE REPRESENTS A VALUE OF 2.75



# BREAKING AND ENTERING

## DEFINITION

Under this Program, Breaking and Entering is defined as an unlawful entry or attempted forcible entry of any structure to commit a felony or larceny.

Data collection for this offense is further categorized as to forcible entries, unlawful entries where no force is used, and attempted entries.

As with other non-violent crimes, the motive of personal gain coupled with the element of opportunity, results in the commission of this offense by both the amateur and the professional perpetrator. Only the absence of confrontation and the use of force separate this crime from Robbery of the violent crime group. However, detection during commission many times results in confrontation of the victim by the perpetrator demonstrating why this offense is considered the most serious of the non-violent crime group.

The volume of this offense presents the police with a serious enforcement problem made more difficult in many areas by the lack of sufficient personnel to act as a deterrent and to provide successful solutions to these crimes.



## BREAKING AND ENTERING SUMMARY 1986

A total of 11,887 Breaking and Entering offenses were reported for 1986.

Breaking and Entering comprised 29.1 percent of the total for the Non-Violent Crime category and 27.1 percent of the total Crime Index Offenses.

December recorded the highest number of Breaking and Enterings with 1,147 offenses.

There were 619.4 Breaking and Enterings per 100,000 population in West Virginia.

Breaking and Entering of residences accounted for 6,954 of the total offenses; 4,933 of the total offenses were at night.

The total dollar value for Breaking and Entering offenses was \$8,359,241, an average of \$703 for each offense.

A total of 2,149 Breaking and Entering were cleared by arrest or exceptional clearance, a clearance rate of 18.1 percent. Adults were involved in 1,694 of the clearances.

There were 2,182 persons arrested for Breaking and Entering offenses; 2,058 of those arrested were males, 666 were under 18, and 1,989 were white.

## BREAKING & ENTERING BY TYPE OF ENTRY

January—December 1986

Type of Entry	Number of Offenses	Percent Distribution
Forcible Entry	9,285	78.1%
Unlawful Entry—No force	1,953	16.4%
Attempted Forcible Entry	649	5.5%

# 1986 COUNTY BREAKING & ENTERING PER 1000 POPULATION

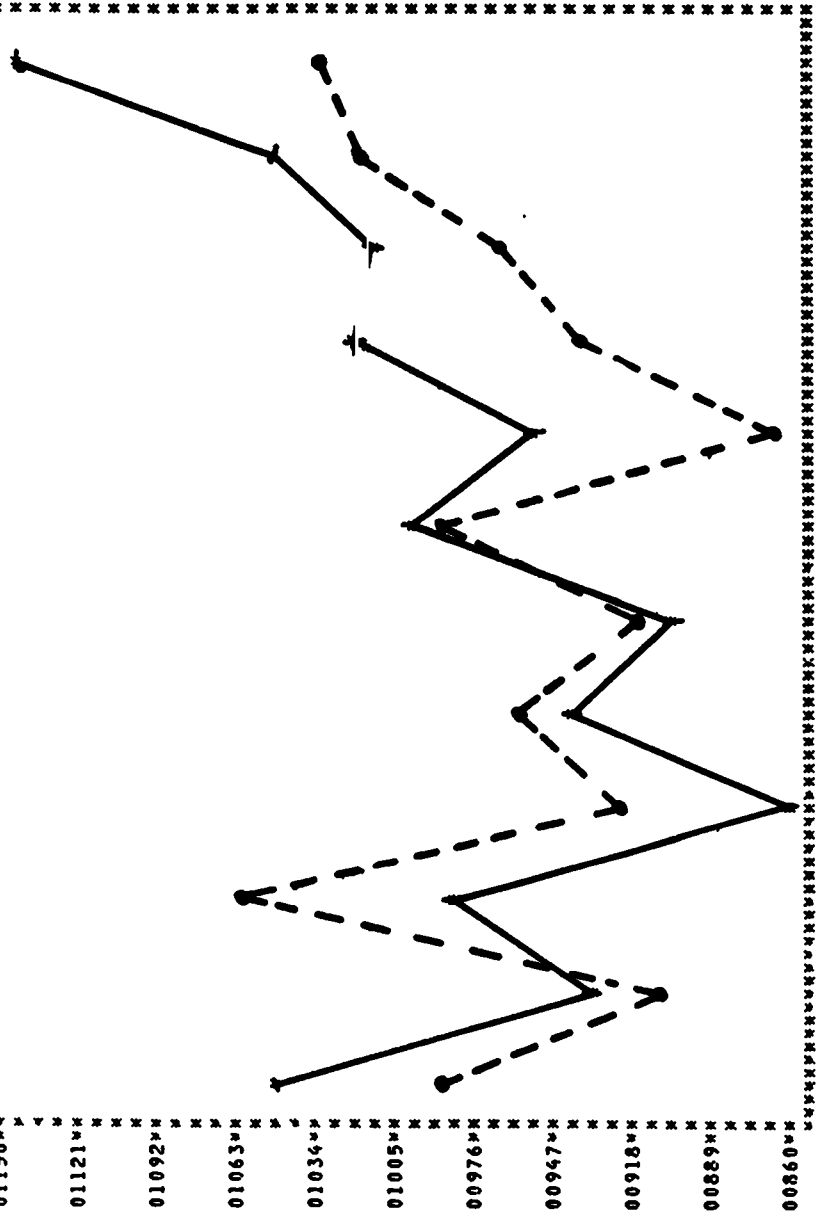
1	PLEASANTS	1.142	29	HANCOCK	3.877
2	JACKSON	1.554	30	MARSHALL	3.882
3	WEBSTER	1.906	31	PUTNAM	4.074
4	TUCKER	2.093	32	HARDY	4.124
5	RITCHIE	2.182	33	HARRISON	4.170
6	TAYLOR	2.401	34	PRESTON	4.177
7	GRANT	2.590	35	RANDOLPH	4.353
8	WETZEL	2.700	36	CLAY	4.398
9	MCDOWELL	2.832	37	WAYNE	4.519
10	TYLER	2.853	38	FAYETTE	4.560
11	DODDRIDGE	2.917	39	WYOMING	4.560
12	UPSHUR	3.017	40	MASON	4.622
13	MINGO	3.095	41	LINCOLN	4.647
14	GILMER	3.102	42	WIRT	4.684
15	LEWIS	3.134	43	LOGAN	5.581
16	BRAXTON	3.188	44	MARION	5.806
17	BROOKE	3.216	45	MONONGALIA	6.013
18	ROANE	3.240	46	RALEIGH	6.022
19	MINERAL	3.246	47	HAMPSHIRE	6.560
20	PENDLETON	3.323	48	WOOD	6.735
21	BOONE	3.365	49	MERCER	7.365
22	CALHOUN	3.527	50	JEFFERSON	8.692
23	NICHOLAS	3.560	51	OHIO	9.059
24	GREENBRIER	3.600	52	KANAWHA	10.476
25	BARBOUR	3.618	53	CABELL	12.226
26	POCAHONTAS	3.656	54	MORGAN	13.805
27	SUMMERS	3.671	55	BERKELEY	16.863
28	MONROE	3.803			

These figures represent the total Breaking and Enterings reported in individual counties and are calculated per 1,000 population.

# BREAKING & ENTERING

January - December 1986, 1985

PERIOD	NUMERICAL CHANGE	PERCENT CHANGE	NUMBER OF OFFENSES	BY MONTH	TOT	CRIME RATE	OFF-CLEARED								
JAN	939	26+	MAR	865	941	1003	957	1023	1017	1050	1147	11887	6.18	1694	455
FEB	913	26+	APR	826	965	924	997	945	974	1024	1035	11634	5.93	1826	476
MAR	81	61-	MAY	61	24-	14-	6+	88+	78+	43+	26+	112+	2.2+	132-	41-
APR	7.6	6.5-	JUN	2.5-	1.5-	1.5-	10.1+	8.3+	4.4+	2.5+	10.8+	2.2+	4.2+	7.2-	8.3-
MAY	2.8+	2.8+	JUL	6.6+	2.5-	1.5-	10.1+	8.3+	4.4+	2.5+	10.8+	2.2+	4.2+	7.2-	8.3-
JUN	5.4+	5.4+	AUG	10.1+	8.3+	4.4+	2.5+	10.8+	2.2+	4.2+	7.2-	8.3-	7.2-	8.3-	8.3-
JUL	2.8+	2.8+	SEP	10.1+	8.3+	4.4+	2.5+	10.8+	2.2+	4.2+	7.2-	8.3-	7.2-	8.3-	8.3-
AUG	5.4+	5.4+	OCT	10.1+	8.3+	4.4+	2.5+	10.8+	2.2+	4.2+	7.2-	8.3-	7.2-	8.3-	8.3-
SEP	2.8+	2.8+	NOV	10.1+	8.3+	4.4+	2.5+	10.8+	2.2+	4.2+	7.2-	8.3-	7.2-	8.3-	8.3-
OCT	5.4+	5.4+	DEC	10.1+	8.3+	4.4+	2.5+	10.8+	2.2+	4.2+	7.2-	8.3-	7.2-	8.3-	8.3-
NOV	2.8+	2.8+	TOT	10.1+	8.3+	4.4+	2.5+	10.8+	2.2+	4.2+	7.2-	8.3-	7.2-	8.3-	8.3-
DEC	5.4+	5.4+	CRIME RATE	10.1+	8.3+	4.4+	2.5+	10.8+	2.2+	4.2+	7.2-	8.3-	7.2-	8.3-	8.3-
TOT	2.8+	2.8+	OFF-CLEARED	10.1+	8.3+	4.4+	2.5+	10.8+	2.2+	4.2+	7.2-	8.3-	7.2-	8.3-	8.3-



PERIOD 1 \*  
 PERIOD 2 ●  
 EACH VERTICAL LINE OF  
 REPRESENTS A VALUE OF  
 7.25

# BREAKING & ENTERING VALUE OF PROPERTY STOLEN

January - December 1986, 1985

CLASSIFICATION	PERCENT OF CHANGE	OFFENSES NUMBER	DISTRIBUTION PERCENT OF	TOTAL VALUES (DOLLARS)	AVERAGE VALUES (DOLLARS)
RESIDENCE					
	1986	6,954	58.50	\$4,944,660	\$711
	1985	6,674	57.37	\$4,625,388	\$693
	PERCENT OF CHANGE	4.20+	1.97+	6.90+	2.60+
NIGHT					
	1986	3,112	26.18	\$2,083,488	\$670
	1985	3,074	26.42	\$2,034,950	\$662
	PERCENT OF CHANGE	1.24+	.91-	2.39+	1.21+
DAY					
	1986	1,779	14.97	\$1,290,559	\$725
	1985	1,594	13.70	\$1,163,200	\$730
	PERCENT OF CHANGE	11.61+	9.27+	10.95+	.68-
UNKNOWN					
	1986	2,063	17.36	\$1,570,613	\$761
	1985	2,086	17.24	\$1,427,238	\$711
	PERCENT OF CHANGE	2.84+	.70+	10.05+	7.03+
NONRESIDENCE					
	1986	4,933	41.50	\$3,414,581	\$692
	1985	4,960	42.63	\$3,400,711	\$686
	PERCENT OF CHANGE	.54-	2.65-	.41+	.87+
NIGHT					
	1986	3,450	29.02	\$2,451,570	\$711
	1985	3,479	29.90	\$2,300,927	\$661
	PERCENT OF CHANGE	.83-	2.94-	6.55+	7.56+
DAY					
	1986	460	3.87	\$264,667	\$575
	1985	468	4.02	\$332,345	\$710
	PERCENT OF CHANGE	1.71-	3.73-	20.36-	19.01-
UNKNOWN					
	1986	1,023	8.61	\$698,344	\$683
	1985	1,013	8.71	\$767,439	\$758
	PERCENT OF CHANGE	.99+	1.15-	9.00-	9.89-
TOTAL					
	1986	11,887	100.00	\$8,359,241	\$703
	1985	11,634	100.00	\$8,026,099	\$690
	PERCENT OF CHANGE	2.17+		4.15+	1.88+

# LARCENY-THEFT

---

## DEFINITION

Larceny-Theft is the unlawful taking or stealing of articles of value without the use of force, violence, or fraud. It includes crimes such as shoplifting, pocket-picking, purse-snatching, thefts from autos, and the theft of auto parts and accessories. Motor Vehicle Theft is excluded from this category for crime reporting purposes, inasmuch as it is a separate Crime Index Offense.

Larceny offenses cleared by police are dramatically affected by the nature of the crime. As with other Non-Violent Crimes, opportunity and stealth, working in favor of the perpetrator and against police detection, reduce solutions for this offense.

As with other offenses against property, Larceny is primarily a crime of opportunity. Types of Larceny will differ in volume depending upon the opportunity for theft offered in a given area.

When average value is applied to the reported crimes in this category, the dollar loss to victims was \$345. It is true that a portion of goods stolen was recovered and returned to the victims, but the relatively low percentage of crimes cleared by arrest, and the lack of specific identification characteristics on such property indicates these recoveries will not materially reduce the overall loss. In addition, many offenses in this category, particularly where the value of goods stolen is small, never come to police attention.

---



## LARCENY-THEFT SUMMARY

1986

A total of 25,685 Larceny-Theft offenses were reported for 1986.

Larceny-Theft comprised 63.0 percent of the total for the Non-Violent Crime category and 58.5 percent of the total Crime Index Offenses.

August recorded the highest number of Larceny-Thefts with 2,339 offenses.

There were 1338.4 Larceny-Thefts per 100,000 population in West Virginia.

Larceny-Thefts from automobiles accounted for 6,124 (23.8%) of the total offenses.

The total dollar value for Larceny-Theft offenses was \$8,862,338, an average of \$345 for each offense; of the total offenses 8,816 were \$200 and over in value.

A total of 5,749 Larceny-Thefts were cleared by arrest or exceptional clearance, a clearance rate of 22.4 percent. Adults were involved in 4,670 of the clearances.

There were 6,260 persons arrested for Larceny-Theft offenses; 4,325 of those arrested were males, 1,380 were under 18, and 5,410 were white.

**1986  
COUNTY LARCENY-THEFT  
PER 1000 POPULATION**

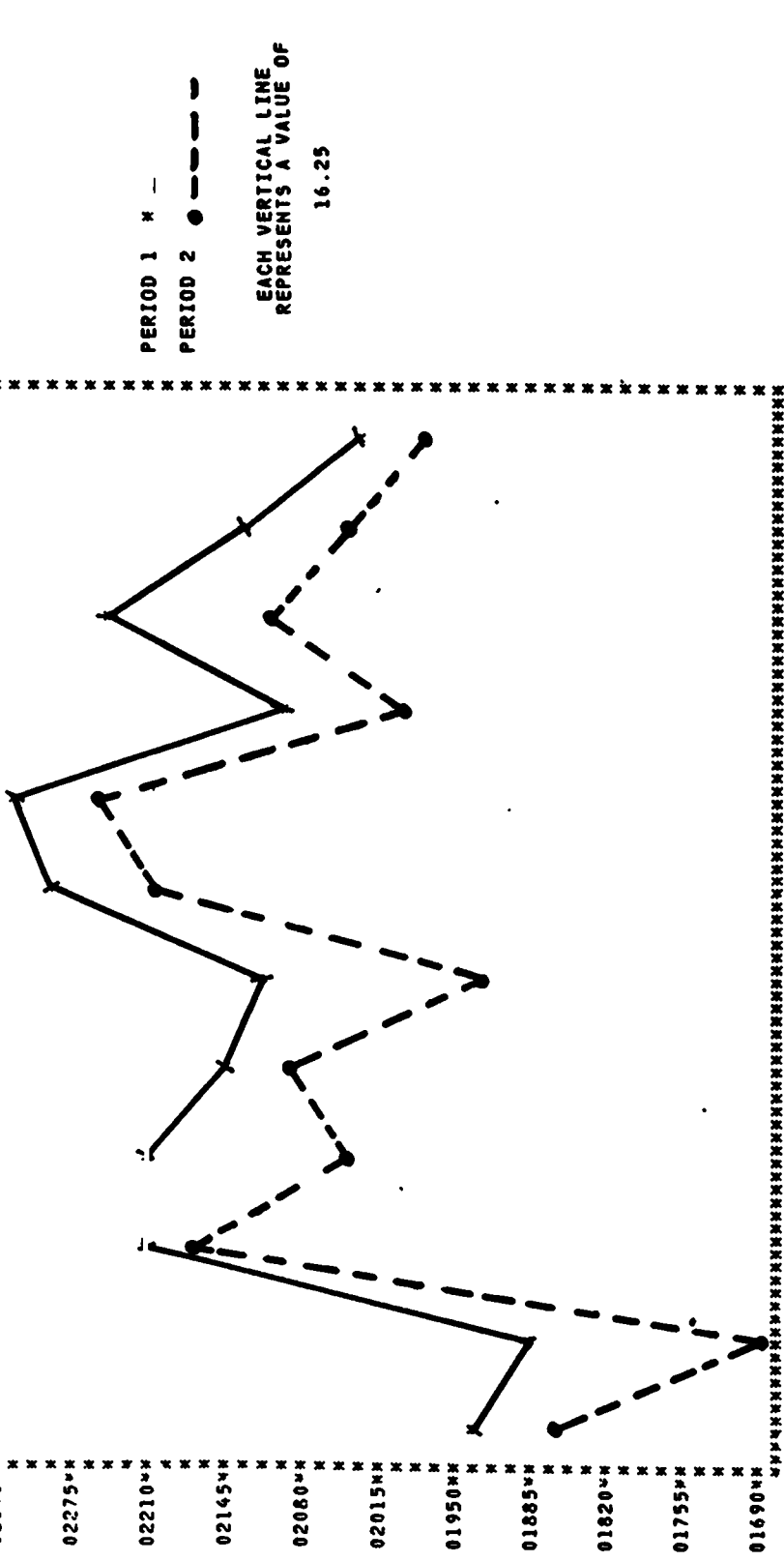
1	MONROE	0.359	29	MINGO	5.555
2	WEBSTER	0.606	30	JACKSON	5.596
3	GRANT	0.863	31	FAYETTE	6.144
4	POCAHONTAS	1.045	32	LOGAN	6.777
5	MCDOWELL	1.373	33	WETZEL	7.111
6	LINCOLN	1.833	34	BROOKE	7.208
7	PENDLETON	2.045	35	MORGAN	7.314
8	HARDY	2.301	36	WAYNE	7.589
9	TUCKER	2.442	37	NICHOLAS	8.028
10	BRAXTON	2.980	38	TAYLOR	8.066
11	DODDRIDGE	3.182	39	PUTNAM	8.069
12	CLAY	3.342	40	MINERAL	8.114
13	SUMMERS	3.343	41	TYLER	8.483
14	RITCHIE	3.492	42	RANDOLPH	9.709
15	BARBOUR	3.556	43	OHIO	9.983
16	CALHOUN	3.644	44	MASON	11.230
17	ROANE	3.823	45	MARSHALL	11.473
18	HAMPSHIRE	3.988	46	MERCER	12.331
19	GREENBRIER	4.029	47	MARION	12.523
20	GILMER	4.295	48	JEFFERSON	13.339
21	LEWIS	4.484	49	HARRISON	13.987
22	BOONE	4.651	50	RALEIGH	15.851
23	PLEASANTS	4.822	51	WOOD	19.287
24	WIRT	5.074	52	MONONGALIA	25.432
25	WYOMING	5.076	53	BERKELEY	28.594
26	PRESTON	5.123	54	KANAWHA	28.782
27	HANCOCK	5.208	55	CABELL	32.018
28	UPSHUR	5.249			

**These figures represent the total Larceny/Thefts reported in individual counties and are calculated per 1,000 population.**

# LARCENY - THEFT

January - December 1986, 1985

PERIOD	NUMERICAL CHANGE	PERCENT CHANGE
PERIOD 1 86	2210	12.4
PERIOD 2 85	1950	12.4
NUMERICAL CHANGE	260	
PERCENT CHANGE	13.36	



# LARCENY - THEFT VALUE OF PROPERTY STOLEN

January - December 1986, 1985

CLASSIFICATION	PERCENT OF CHANGE	OFFENSES NUMBER	DISTRIBUTION PERCENT	TOTAL VALUES (DOLLARS)	AVERAGE VALUES (DOLLARS)
POCKET-PICKETING		144	.56	\$31,060	\$216
	PERCENT OF CHANGE	231	.94	\$45,253	\$196
		37.66-	40.43-	31.36-	10.20+
PURSE-SNATCHING		211	.82	\$47,566	\$225
	PERCENT OF CHANGE	194	.79	\$68,508	\$353
		8.76+	3.80+	30.57-	36.26-
CARGO THEFTS		184	.72	\$327,258	\$1,779
	PERCENT OF CHANGE	203	.83	\$193,859	\$955
		9.36-	13.25-	68.81+	86.28+
SHOPLIFTING		4,447	17.31	\$203,265	\$46
	PERCENT OF CHANGE	3,672	14.98	\$163,962	\$45
		21.11+	15.55+	23.97+	2.22+
FROM AUTOS		6,124	23.84	\$2,115,411	\$345
	PERCENT OF CHANGE	5,429	22.14	\$1,797,365	\$331
		12.80+	7.68+	17.70+	4.23+
AUTO PARTS AND ACCESSORIES		3,428	13.35	\$873,414	\$255
	PERCENT OF CHANGE	3,596	14.67	\$733,164	\$204
		4.67-	9.00-	19.16+	25.00+
BICYCLES		1,992	7.76	\$318,808	\$160
	PERCENT OF CHANGE	1,891	7.71	\$240,115	\$127
		5.34+	.65+	32.77+	25.98+
FROM BUILDINGS		4,209	16.39	\$2,065,622	\$491
	PERCENT OF CHANGE	4,250	17.33	\$2,145,666	\$505
		.96-	5.42-	3.73-	2.77-
COIN OPERATED MACHINES		202	.79	\$49,727	\$246
	PERCENT OF CHANGE	283	1.15	\$43,677	\$154
		28.62-	31.30-	13.85+	59.74+
LIVE STOCK		58	.23	\$45,796	\$790
	PERCENT OF CHANGE	49	.20	\$35,407	\$723
		18.37+	15.00+	29.34+	9.27+
ALL OTHER		4,686	18.24	\$2,784,211	\$594
	PERCENT OF CHANGE	4,722	19.26	\$2,454,734	\$520
		.76-	5.30-	13.42+	14.23+
TOTAL		25,685	100.00	\$8,862,338	\$345
	PERCENT OF CHANGE	24,520	100.00	\$7,921,710	\$323
		4.75+		11.87+	6.81+



# MOTOR VEHICLE THEFT

## DEFINITION

In Uniform Crime Reporting, Motor Vehicle Theft includes all thefts of a motor vehicle. This includes all vehicles which can be registered as a motor vehicle in this State. This definition excludes taking a motor vehicle for temporary use, such as family situation or unauthorized use by others having lawful access to the vehicle, such as chauffeurs, etc.

The crime of Motor Vehicle Theft has been labeled primarily as a crime of opportunity. The youthful offender finds the motor vehicle easily accessible for transportation for any purpose. The remaining thefts are mainly for the purpose of resale, theft of parts, and for use in committing other crimes.



## MOTOR VEHICLE THEFT SUMMARY 1986

A total of 3,221 Motor Vehicle Theft offenses were reported in 1986.

Motor Vehicle Theft comprised 7.9 percent of the total for the Non-Violent Crime category and 7.3 percent of the total Crime Index Offenses.

September recorded the highest number of Motor Vehicle Thefts with 335 offenses.

There were 167.8 Motor Vehicle Thefts per 100,000 population in West Virginia.

The total dollar value for Motor Vehicle Theft offenses was \$15,884,824, an average of \$4,932 for each offense.

A total of 889 Motor Vehicle Thefts were cleared by arrest or exceptional clearance, a clearance rate of 27.6 percent. Adults were involved in 748 of the clearances.

There were 528 persons arrested for Motor Vehicle Theft offenses; 473 of those arrested were males, 207 were under 18, and 501 were white.

## MOTOR VEHICLE THEFT BY TYPE OF MOTOR VEHICLE

January—December 1986

Type of Motor Vehicle	Number of Offenses	Percent Distribution
Autos	1,803	56.0%
Trucks and Buses	1,010	31.3%
Other Vehicles	408	12.7%

# 1986 COUNTY AUTO THEFT PER 1000 POPULATION

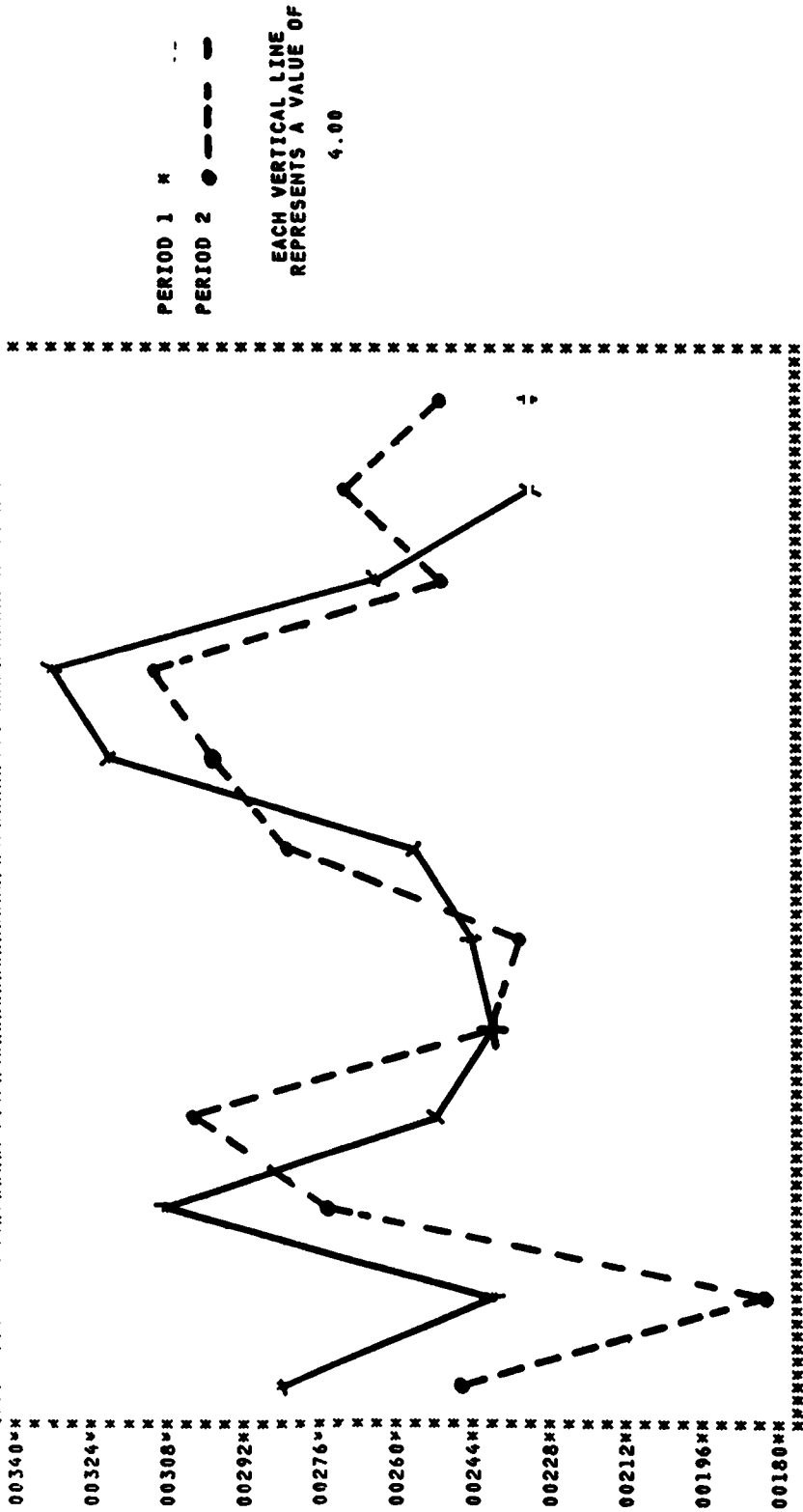
1	GRANT	0.192	29	UPSHUR	1.033
2	WETZEL	0.208	30	PRESTON	1.044
3	PENDLETON	0.256	31	TUCKER	1.047
4	WEBSTER	0.260	32	DODDRIDGE	1.061
5	RITCHIE	0.262	33	MASON	1.070
6	SUMMERS	0.262	34	PUTNAM	1.097
7	MONROE	0.359	35	JACKSON	1.282
8	BRAXTON	0.416	36	CALHOUN	1.293
9	POCAHONTAS	0.418	37	HANCOCK	1.378
10	MCDOWELL	0.472	38	WAYNE	1.474
11	GILMER	0.477	39	HARRISON	1.490
12	HARDY	0.479	40	NICHOLAS	1.562
13	LEWIS	0.486	41	OHIO	1.563
14	TYLER	0.526	42	JEFFERSON	1.612
15	HAMPSHIRE	0.579	43	MARION	1.648
16	WIRT	0.585	44	WOOD	1.695
17	MINERAL	0.627	45	RALEIGH	1.791
18	PLEASANTS	0.634	46	WYOMING	1.835
19	ROANE	0.648	47	MERCER	1.865
20	BARBOUR	0.674	48	LINCOLN	1.961
21	TAYLOR	0.677	49	BERKELEY	2.138
22	BROOKE	0.775	50	MINGO	2.222
23	CLAY	0.792	51	MONONGALIA	2.337
24	GREENBRIER	0.800	52	BOONE	2.705
25	FAYETTE	0.810	53	KANAWHA	2.726
26	MARSHALL	0.896	54	CABELL	3.392
27	RANDOLPH	0.933	55	LOGAN	4.086
28	MORGAN	1.006			

These figures present the total Auto Thefts reported in individual counties and are calculated per 1,000 population.

# MOTOR VEHICLE THEFT

January - December 1986, 1985

PERIOD	NUM	BER	OF	OFFENSES	BY	MONTH	CRIME	OFF	CLEARED
							RATE		
JAN	284	242	310	242	256	322	355	264	233
FEB	249	187	306	236	300	312	252	273	253
MAR	35+	55+	34+	10+	30-	22+	23+	12+	40-
APR	16.1+	29.4+	12.3+	17.3+	8+	7.3+	7.6+	4.8+	16.7+
MAY				6.2+	10.5+	7.3+	4.8+	4.8+	7.5+
JUN									
JUL									
AUG									
SEP									
OCT									
NOV									
DEC									
TOT	3221	234	3221	234	3221	234	3221	234	3221
ADULT	3170	253	3170	253	3170	253	3170	253	3170
JUVE	51+	19-	51+	19-	51+	19-	51+	19-	51+
PERCENT CHANGE	1.6+	3.1+	1.6+	3.1+	1.6+	3.1+	1.6+	3.1+	1.6+



PERIOD 1 \*  
PERIOD 2 \*

EACH VERTICAL LINE OF  
REPRESENTS A VALUE OF  
4.00

# WEST VIRGINIA ARREST DATA

1986

## WEST VIRGINIA ARREST INFORMATION

The West Virginia Uniform Crime Reporting Program requires the monthly reporting of data concerning persons arrested in the state. A record of total arrest activity for criminal acts in both Part I and Part II crime classes is received from 287 county, state and municipal law enforcement agencies and is analyzed and arranged according to age, sex, race and ethnic origin of persons arrested. Traffic arrests, except Driving While Intoxicated, are not reported. A total of 65,802 arrests for Part I and Part II criminal offenses were reported during 1986. This was an increase of 1,373 arrests over the 1985 figure of 64,429. Based on population estimates, there was a statewide arrest rate of 34.29 arrests per 1,000 persons in West Virginia. The arrest rate in 1985 was 33.28.

Since 1985 the number of persons arrested for Part I and Part II offenses has increased 2.1 percent while the arrest rate has increased 3.0 percent.

A person is counted on the monthly arrest report each time he or she is arrested or summoned. It should be kept in mind that the volume of arrests may vary from time to time due to the differences in local arrest procedures and policies. It should be noted that a person may be arrested several times during a given month for the same or different offenses. This occurs frequently for such crimes as drunkenness, disorderly conduct and similar offenses. A juvenile is counted as "arrested" when the circumstances are such that if he or she were an adult, an arrest would be counted or when police or other official action beyond a mere interview, warning or admonishment is taken.

These arrest figures do not indicate the actual number of individual persons arrested or summoned since, as has been pointed out, one person may be arrested several times during the month. However, arrest information is useful in measuring the extent of law enforcement activity in a given geographical area as well as providing an index for measuring the involvement in criminal acts by the age, sex, race and ethnic origin of the perpetrators.

Of all reported arrests for 1986, 16.3 percent were for Part I Offenses (Murder, Forcible Rape, Robbery, Felonious Assault, Breaking & Entering, Larceny-Theft and Motor Vehicle Theft). Analysis of Part I arrests indicates that Larceny, as in the past years comprised the highest percentage of all arrests of Part I crimes with 58.2 percent. The "Drunkenness" category comprised 19.4 percent of the total arrests for Part II Offenses. This represented a decrease of 1.5 percent over 1985. There were 10,702 arrests for drunkenness in 1986 compared with 10,598 in 1985.

Juveniles were involved in 9.6 percent of the arrests for 1986, compared to 8.6 in 1985. Female arrests were up 2.8 percent from 12,052 arrests in 1985 to 12,388 arrests in 1986.

Arrests by race show that 91.1 percent of the persons arrested were White while 8.9 were Negro. Hispanics comprised .1 percent of all persons arrested in 1986.

## VIOLENT CRIME

Arrests for crimes of violence (Murder, Rape, Robbery and Felonious Assault) on a statewide basis accounted for 16.5 percent of all arrests for Part I and 2.7 percent of the total arrests for all offenses. A further evaluation indicates that arrests for Felonious Assault were the most frequent, representing 65.7 percent of the total arrests for violent crimes, compared to 67.1 percent, in 1985.

## **PROPERTY CRIME**

Property crime arrests (Breaking and Entering, Larceny-Theft and Motor Vehicle Theft) comprised 83.5 percent of all arrests for Part I offenses and 13.6 percent of all arrests.

The highest percentage of property crime arrests, 69.8 percent occurred in the Larceny-Theft category. Larceny-Theft arrests increased 9.1 percent, from 5,736 in 1985 to 6,260 in 1986.

## **NARCOTIC DRUG LAW ARRESTS**

Information concerning arrests for narcotic drug arrests is collected and analyzed according to specific drug categories. During 1986, a total of 1,339 arrests were made for narcotic drug law violations, a decrease of 10.5 percent over 1985. Evaluation of data reported for 1986 discloses that 23.0 percent of all persons arrested for narcotic drug law violations were under 21 years of age. Moreover, 8.1 percent of those arrested were under 18 years of age. Analysis of individual drug categories showed that the highest percentage of arrests, 55.1 percent, involved possession of marijuana. The lowest percentage of arrests occurred in the "other dangerous drugs" category, amounting to 1.7 percent. Further analysis shows that the arrests for sale/manufacturing of drugs accounted for 35.8 percent (479) and the arrests possession of drugs represented 64.2 percent (860).

## **GAMBLING ARRESTS**

Arrests for gambling offenses during 1986 amounted to 0.2 percent of all reported arrests for Part I and Part II offenses. Of those arrested for gambling, 92.3 percent were males. The highest percentage of arrests for gambling offenses, 17.8 percent occurred in the 35-39 age category. A total of 129 gambling arrests were reported during 1986, a decrease of 42.2 percent from the 1985 figure.

## **JUVENILE DISPOSITION DATA**

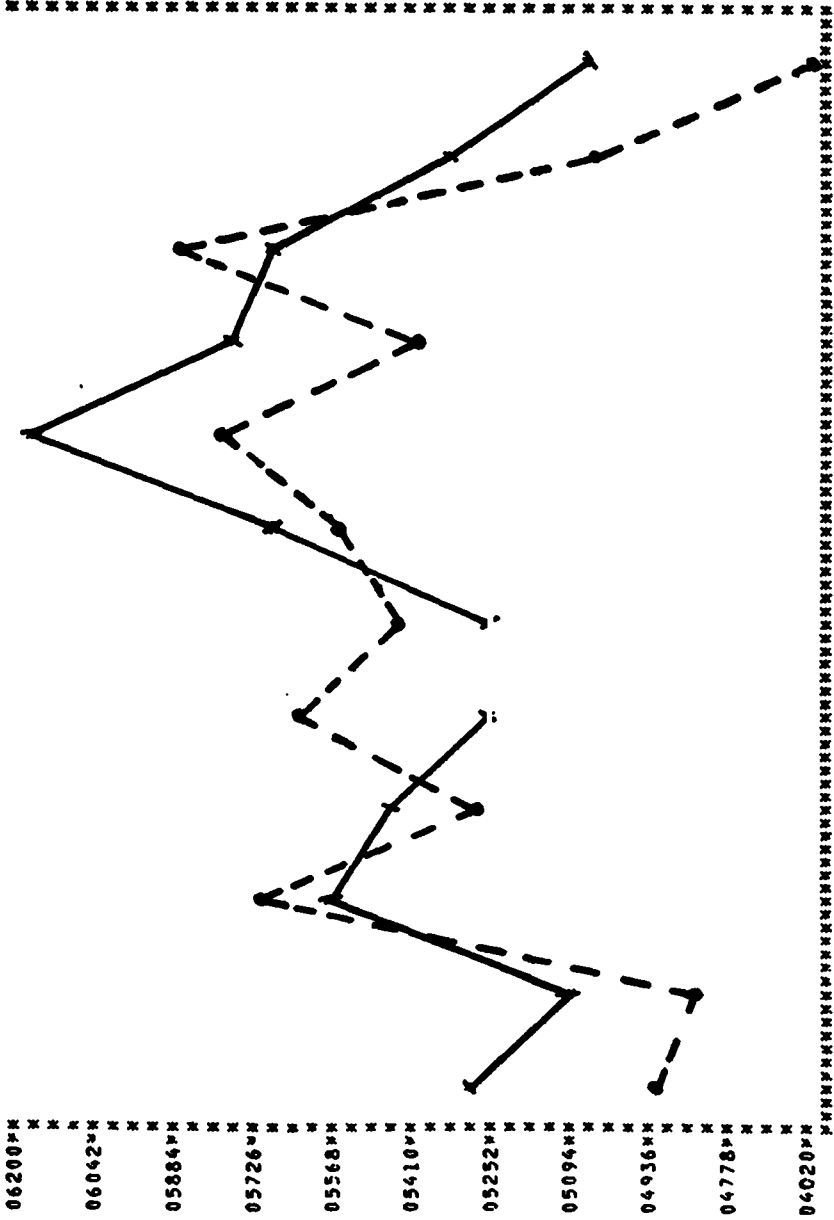
Each police department must provide information regarding the disposition of juveniles arrested by the department. The following summary is provided:

Handled Within Department and Released	2,322
Referred to Juvenile Court or Probation Department	3,672
Referred to Welfare Agency.	129
Referred to Other Police Agency	61
Referred to Criminal or Adult Court	107
<b>TOTAL</b>	<b>6,291</b>

# ARRESTS - PART I AND PART II

January - December 1986, 1985

PERIOD	1 86	2 85	NUMERICAL CHANGE	PERCENT CHANGE	N U M B E R O F A R R E S T S B Y M O N T H	T O T	R A T E	A D U L T	J U V E N	C R I M E A G E C A T E G O R Y
JAN	5316	4938	+378	+7.7	JAN	5058	34.22	59511	6291	
FEB	5105	4868	+237	+4.9	FEB	5058	32.86	58894	5935	
MAR	5593	5741	-148	-2.6	MAR	5058	32.11	58894	5935	
APR	5458	5316	+142	+2.7	APR	5058	32.11	58894	5935	
MAY	5283	5487	-204	-3.7	MAY	5058	32.11	58894	5935	
JUN	5261	5487	-226	-4.1	JUN	5058	32.11	58894	5935	
JUL	5703	5817	-114	-2.0	JUL	5058	32.11	58894	5935	
AUG	6193	5804	+389	+6.7	AUG	5058	32.11	58894	5935	
SEP	5804	5715	+89	+1.6	SEP	5058	32.11	58894	5935	
OCT	5715	5971	-256	-4.3	OCT	5058	32.11	58894	5935	
NOV	5333	5971	-638	-10.7	NOV	5058	32.11	58894	5935	
DEC	5058	4621	+437	+9.5	DEC	5058	32.11	58894	5935	



# TOTAL WEST VIRGINIA ARRESTS

January - December 1986, 1985

ARREST CHARGE CLASSIFICATION	1986		1985	
	NUMBER OF ARRESTS	PERCENTAGE OF TOTAL	NUMBER OF ARRESTS	PERCENTAGE OF TOTAL
*MURDER	125	.19	81	.13
*MANSLAUGHTER	5	.01	12	.02
*FORCIBLE RAPE	149	.23	104	.16
*ROBBERY	335	.51	365	.57
*FELONIOUS ASSAULT	1,164	1.77	1,287	2.00
*BREAKING AND ENTERING	2,182	3.32	2,418	3.75
*LARCENY-THEFT	6,260	9.51	5,736	8.90
*MOTOR VEHICLE THEFT	528	.80	532	.83
* SUBTOTAL FOR PART I ARRESTS	10,748	16.33	10,615	16.48
* OTHER ASSAULTS	6,128	9.31	5,729	8.89
* ARSON	156	.24	196	.30
* FORGERY AND COUNTERFEITING	599	.91	719	1.12
* FRAUD	6,441	9.79	6,479	10.06
* EMBEZZLEMENT	61	.09	63	.10
* STOLEN PROPERTY: BUYING, REC., POSSESSION	530	.81	617	.96
* VANDALISM	1,825	2.77	1,685	2.62
* WEAPONS: CARRYING, POSSESSION, ETC.	2,707	4.11	2,406	3.73
* PROSTITUTION AND COMMERCIALIZED VICE	111	.17	127	.20
* SEX OFFENSES EXCEPT RAPE AND PROSTITUTION	373	.57	363	.56
* NARCOTIC DRUG LAWS	1,339	2.03	1,496	2.32
* GAMBLING	129	.20	223	.35
* OFFENSES AGAINST FAMILY AND CHILDREN	257	.39	265	.41
* DRIVING UNDER THE INFLUENCE	8,103	12.31	8,056	12.50
* LIQUOR LAWS	756	1.15	977	1.52
* DRUNKENNESS	10,702	16.26	10,598	16.45
* DISORDERLY CONDUCT	2,034	3.09	1,830	2.84
* VAGRANCY	60	.09	35	.05
* ALL OTHER EXCEPT TRAFFIC	11,738	17.84	11,297	17.53
* CURFEW AND LOITERING LAWS VIOLATIONS	355	.54	256	.40
* RUNAWAYS	650	.99	397	.62
* SUBTOTAL FOR PART II ARRESTS	55,054	83.67	53,814	83.52
* TOTAL FOR PART I AND PART II ARRESTS	65,802	100.00	64,429	100.00

# TOTAL ARRESTS BY RACE AND ETHNIC ORIGIN

January - December 1986, 1985

ARREST CHARGE CLASSIFICATION	1986					1985				
	WHITE	BLACK	IND-ALASKA	AMER	NON-HISP	WHITE	BLACK	IND-ALASKA	AMER	NON-HISP
MURDER	112*	13*		125*	68*	33*			81*	
MANSLAUGHTER	5*			5*	9*	3*			12*	
FORCIBLE RAPE	128*	21*		149*	143*	41*			183*	
ROBBERY	271*	61*		334*	285*	60*			365*	
FELONIOUS ASSAULT	1031*	133*		1164*	1089*	198*			2*	
BREAKING AND ENTERING	1989*	192*		2182*	2196*	221*			1*	
LARCENY-THEFT	5410*	845*	1*	6254*	4969*	760*			7*	
MOTOP VEHICLE THEFT	501*	27*		528*	500*	31*			2*	
SUBTOTAL FOR PART I ARRESTS	9447*	1292*	1*	10741*	9259*	1347*			8*	10607*
OTHER ASSAULTS	5432*	693*		6120*	5094*	633*			2*	5727*
ARSON	150*	6*		156*	181*	14*			1*	196*
FORGERY AND COUNTERFEITING	541*	58*		599*	643*	76*			2*	717*
FRAUD	5737*	702*		6440*	5759*	719*			2*	6477*
EMBEZZLEMENT	56*	5*		61*	59*	4*			1*	63*
STOLEN PROPERTY: BUYING, REC., POSSESSION	453*	77*		529*	538*	79*			1*	617*
VANDALISM	1638*	187*		1823*	1527*	158*			1*	1684*
WEAPONS: CARRYING, POSSESSION, ETC.	2532*	175*		2700*	2216*	189*			5*	2401*
PROSTITUTION AND COMMERCIALIZED VICE	64*	47*		111*	83*	44*			1*	127*
SEX OFFENSES EXCEPT RAPE AND PROSTITUTION	344*	29*		373*	333*	30*			3*	363*
NARCOTIC DRUG LAWS	1241*	96*		1337*	1380*	116*			3*	1493*
GAMBLING	119*	10*		129*	213*	10*			1*	223*
OFFENSES AGAINST FAMILY AND CHILDREN	242*	14*		257*	249*	16*			1*	265*
OFFENSES UNDER THE INFLUENCE	7880*	220*	2*	8094*	7842*	208*			6*	8047*
DRIVING UNDER THE INFLUENCE	631*	124*	1*	756*	869*	107*			1*	976*
LIQUOR LAWS	10066*	632*	2*	10691*	10048*	545*			10*	10588*
DRUNKENNESS	1786*	247*	1*	2034*	1651*	179*			1*	1829*
DISORDERLY CONDUCT	57*	3*		60*	33*	2*			1*	35*
VAGRANCY	10535*	1200*	2*	11728*	10248*	1042*			2*	11286*
ALL OTHER EXCEPT TRAFFIC	337*	18*		355*	249*	7*			1*	256*
CURFEW AND LOITERING LAWS VIOLATIONS	628*	22*		650*	386*	11*			1*	397*
PUNISHMENTS	50469*	4565*	8*	55003*	49601*	4189*			15*	53767*
SUBTOTAL FOR PART II ARRESTS	59916*	5857*	9*	65744*	58860*	5536*			24*	64374*
TOTAL FOR PART I AND PART II ARRESTS										



# TOTAL ARRESTS BY SEX

January - December 1986, 1985

ARREST CHARGE CLASSIFICATION	1986				1985			
	MALE ARRESTS	PERCENT MALE	FEMALE ARRESTS	PERCENT FEMALE	MALE ARRESTS	PERCENT MALE	FEMALE ARRESTS	PERCENT FEMALE
*MURDER	101	80.80	24	19.20	66	81.48	15	18.52
*MANSLAUGHTER	5	100.00			11	91.67	1	8.33
*FORCIBLE RAPE	145	97.32	4	2.68	182	98.91	2	1.09
*ROBBERY	312	93.13	23	6.87	329	90.14	36	9.86
*PELONIOUS ASSAULT	1,016	87.29	148	12.71	1,152	89.51	135	10.49
*BREAKING AND ENTERING	2,058	94.32	124	5.68	2,299	95.08	119	4.92
*LARCENY-THEFT	4,325	69.09	1,935	30.91	4,151	72.37	1,585	27.63
*MOTOR VEHICLE THEFT	473	89.58	55	10.42	487	91.54	45	8.46
* SUBTOTAL FOR PART I ARRESTS	8,435	78.48	2,313	21.52	8,677	81.74	1,938	18.26
*OTHER ASSAULTS	5,147	83.99	981	16.01	4,823	84.19	906	15.81
*HARSON	136	87.18	20	12.82	171	87.24	25	12.76
*FORGERY AND COUNTERFEITING	397	66.28	202	33.72	449	62.45	270	37.55
*FRAUD	3,069	47.65	3,372	52.35	3,070	47.38	3,409	52.62
*EMBEZZLEMENT	34	55.74	27	44.26	46	73.02	17	26.98
*STOLEN PROPERTY: BUYING, REC., POSSESSION	478	90.19	52	9.81	563	91.25	54	8.75
*VANDALISM	1,633	89.48	192	10.52	1,527	90.62	158	9.38
*WEAPONS: CARRYING, POSSESSION, ETC.	2,562	94.64	145	5.36	2,255	93.72	151	6.28
*PROSTITUTION AND COMMERCIALIZED VICE	37	33.33	74	66.67	34	26.77	93	73.23
*SEX OFFENSES EXCEPT PAPE AND PROSTITUTION	361	96.78	12	3.22	355	97.80	8	2.20
*NARCOTIC DRUG LAWS	1,119	87.23	171	12.77	1,298	86.76	198	13.24
*GAMBLING	207	80.54	50	19.46	206	80.27	44	19.73
*OFFENSES AGAINST FAMILY AND CHILDREN	7,418	91.55	685	8.45	7,372	91.51	59	22.26
*DRIVING UNDER THE INFLUENCE	656	86.77	100	13.23	825	84.44	152	15.56
*LIQUOR LAWS	9,873	92.25	829	7.75	9,831	92.76	767	7.24
*DISORDERLY CONDUCT	1,728	84.96	306	15.04	1,575	86.07	255	13.93
*VAGRANCY	42	70.00	18	30.00	17	48.57	18	51.43
*ALL OTHER EXCEPT TRAFFIC	9,346	79.62	2,392	20.38	8,716	77.15	2,581	23.85
*CURFEW AND LOITERING LAWS VIOLATIONS	267	75.21	88	24.79	197	76.95	59	22.05
*RUNAWAYS	301	46.31	349	53.69	191	48.11	206	51.89
* SUBTOTAL FOR PART II ARRESTS	44,979	81.70	10,075	18.30	43,700	81.21	10,114	18.79
* TOTAL FOR PART I AND PART II ARRESTS	53,414	81.17	12,388	18.83	52,377	81.29	12,052	18.71

# ARRESTS BY AGE

## Persons Under 18 Years of Age

### January - December 1986, 1985

ARREST CHARGE CLASSIFICATION	NUMBER							TOTAL 1986	TOTAL 1985	PERCENT CHANGE	
	10	12	13	14	15	16	17				
01A MURDER					1	1	3	5	2	150.00+	
01B MANSLAUGHTER									1		
02 FORCEFUL RAPE			4	2	3	1	10	10		.00	
03 ROBBERY		1	2	8	12	21	44	46		4.35-	
04 FELONIOUS ASSAULT	7	6	8	9	16	18	64	40		60.00+	
05 BREAKING AND ENTERING	18	46	129	135	190	148	666	757		12.02-	
06 LARCENY THEFT	27	126	321	276	334	296	1380	1242		11.11+	
07 AUTO THEFT	1	3	24	39	62	76	287	216		4.17-	
1 M M M SUBTOTAL FOR PART I ARRESTS M M M	53	182	490	470	618	563	2376	2314		2.68+	
08 OTHER ASSAULTS	14	24	54	56	68	73	289	209		38.28+	
09 ARSON	5	3	14	5	5	4	36	38		5.26-	
10 FORGERY AND COUNTERFEITING			1	5	1	21	28	61		54.18-	
11 FRAUD	3			6	10	9	28	38		26.32-	
12 EMBEZZLEMENT								2			
13 STOLEN PROPERTY:BUYING,RECEIVING,POSSESS.			3	12	13	18	67	70		4.29-	
14 VANDALISM	23	93	70	62	84	80	380	345		10.14+	
15 WEAPONS: CARRYING, POSSESSION, ETC.		2	14	25	49	60	150	138		8.70+	
16 PROSTITUTION AND COMMERCIALIZED VICE				2	2	2	6	4		50.00+	
17 SEX OFFENSES (EXCEPT F/RAPE, PROSTITUTION)	3	4	6	6	4	4	27	25		8.00+	
18 DRUG ABUSE VIOLATIONS		2	16	25	22	43	108	121		10.74-	
19 GAMBLING	1						1	1		.00	
20 OFFENSES AGAINST FAMILY AND CHILDREN			3	9	4	2	19	44		56.82-	
21 DRIVING UNDER THE INFLUENCE					4	27	73	104		36.84+	
22 LIQUOR LAWS			3	14	22	33	72	68		5.88+	
23 DRUNKENNESS			7	40	92	149	193	481		371	29.65+
24 DISORDERLY	1	4	16	45	58	60	184	117		57.26+	
25 VAGRANCY		2		2	8	6	18			4350.00+	
26 ALL OTHER (EXCEPT TRAFFIC)	38	71	203	210	187	211	912	836		9.09+	
28 CURFEW AND LOITERING LAW VIOLATIONS	3	20	91	87	96	58	355	256		38.67+	
29 RUNAWAYS	7	34	176	161	157	95	650	397		63.73+	
1 M M M SUBTOTAL FOR PART II ARRESTS M M M	90	252	733	824	971	1045	3915	3221		21.55+	
2 M M M TOTAL PART I, II ARRESTS M M M	143	434	1223	1294	1589	1608	6291	5535		13.64+	

# NARCOTIC DRUG LAW ARRESTS

## Persons Under 18 Years of Age

### January - December 1986, 1985

ARREST CHARGE CLASSIFICATION	NUMBER							TOTAL 1986	TOTAL 1985	PERCENT CHANGE
	10	12	13	14	15	16	17			
10B OPIUM, COCAINE AND THEIR DERIVATIVES						1	1			
10C MARIJUANA			1	1	3	4	9	13		30.77-
10D SYNTHETIC NARCOTICS-MANUFACTURED						1	1			
10E OTHER DANGEROUS NON-NARCOTIC DRUGS								2		
10 I M M M SALE AND MANUFACTURING SUBTOTAL M M M			1	1	3	4	11	15		26.67-
10G OPIUM, COCAINE AND THEIR DERIVATIVES					5	2	7			1600.00+
10H MARIJUANA		1	11	16	18	35	81	89		8.99-
10I SYNTHETIC NARCOTICS-MANUFACTURED		1	3				4	4		.00
10J OTHER DANGEROUS NON-NARCOTIC DRUGS			1	3	1		5	12		58.33-
10 I M M M DRUG POSSESSION SUBTOTAL M M M		2	15	24	19	37	97	106		8.49-
10 J M M M DRUG ABUSE VIOLATIONS TOTAL M M M		2	16	25	22	43	108	121		10.74-

# ARRESTS BY AGE

## Persons Over 18 Years of Age

### January - December 1986, 1985

	18	19	20	21	22	23	24	25	30	35	40	45	50	55	60	65	TOTAL	TOTAL	PERCENT	
	1986																1985			
	OVER																ADULT			CHARGE
01A	3	3	5	5	2	4	4	25	26	14	9	6	5	4	2	3	120	79	51.90	
01B			1						1			2				1	9	11	54.55	
02	6	6	9	4	7	5	3	19	33	15	10	12	1	6	4	1	139	174	20.11	
03	14	32	18	18	19	21	19	68	42	22	16	3	1	2			291	319	8.70	
04	37	42	59	50	64	63	76	232	176	115	69	41	24	24	9	17	1100	1247	11.79	
05	161	172	139	171	116	125	92	294	124	61	31	9	10	4	4	4	1516	1661	8.75	
06	44	390	286	278	274	261	236	921	612	431	220	137	116	109	75	88	4880	4494	8.59	
07	51	34	28	20	25	20	21	53	33	16	9	3	5	1	2		321	316	1.58	
1	723	677	545	546	507	499	447	1612	1047	674	364	209	162	150	96	114	8372	8301	.86	
08	256	287	270	247	293	289	278	1241	989	617	387	272	163	111	74	63	5039	5520	5.78	
09	13	3	3	5	4	5	9	29	14	9	13	4	9	2	1	1	120	138	24.05	
10	27	38	30	29	39	35	47	133	77	65	19	19	5	3	4	5	571	678	13.22	
11	57	121	144	157	260	295	364	1119	1062	1082	782	510	287	109	37	38	6413	6441	.43	
12		2	4	2	3	2	3	16	8	10	5	1	2	1	1	1	61	61	.00	
13	34	20	36	37	30	23	24	86	70	39	21	9	12	12	3	2	463	547	15.36	
14	111	106	77	90	86	93	87	299	187	139	76	32	17	28	11	6	1445	1348	7.84	
15	63	90	97	104	106	113	120	535	386	314	209	131	88	87	52	62	2557	2268	12.74	
16	4	8	9	8	7	4	11	31	12	6	1	1	3				105	123	14.63	
17	13	19	14	11	10	20	12	65	60	34	30	17	10	14	4	13	346	338	2.37	
18	60	53	77	65	83	70	72	374	200	82	37	24	8	10	3	3	1231	1375	10.47	
19	1	3	1	2	2	4	6	12	14	23	17	7	12	4	10	10	128	222	42.34	
20	25	21	13	13	14	9	9	30	35	28	15	10	6	7	2	1	238	221	7.69	
21	177	253	324	352	384	387	431	1699	1238	898	591	441	309	252	157	104	7999	7980	.24	
22	46	55	55	54	51	31	36	149	87	40	25	21	10	11	4	9	684	909	24.75	
23	301	363	395	405	427	424	455	1917	1493	1050	770	677	524	474	291	222	10221	10227	.06	
24	100	119	123	125	101	123	103	387	236	153	83	61	57	41	19	19	1850	1713	8.00	
25		5	3	2	2	1	8	8	2	2	2	2	1	2	2	1	42	31	35.48	
26	448	543	537	542	538	533	477	2179	1727	1190	784	532	356	184	143	113	10826	10461	3.49	
28																				
29																				
1	1731	2117	2227	2244	2440	2462	2541	10309	7813	5781	3867	2767	1951	1352	818	719	51139	50593	1.08	
2	2454	2794	2772	2790	2967	2961	2988	11921	8860	6455	4231	2974	2113	1502	914	833	59511	58894	1.05	

# NARCOTIC DRUG LAW ARRESTS

## Persons Over 18 Years of Age

### January - December 1986, 1985

	18	19	20	21	22	23	24	25	30	35	40	45	50	55	60	65	TOTAL	TOTAL	PERCENT	
	1986																1985			
	OVER																ADULT			CHARGE
18B		1	5	6	1	5	5	36	14	16	4	1	3	1			98	62	58.06	
18C	11	4	10	17	18	15	18	92	59	15	12	7	1	8	1	2	290	378	23.28	
18D	2	2	2	1	2	3	1	21	9	3	3	5		1	1		56	21	166.67	
18E				1	1			15	2	4		1					24	16	50.00	
18 1	13	7	17	25	22	23	24	164	84	38	19	14	4	10	2	2	468	477	1.89	
18G		2	4	2	1	1	4	21	12	3	3		2		1		56	32	75.00	
18H	42	43	62	36	56	43	43	175	93	41	15	5	2			1	657	805	18.39	
18I	5	1	2	1	4	3	1	9	5			1					32	33	3.03	
18J			2	1				5	6			4					18	28	35.71	
18 1	47	46	70	40	61	47	48	210	116	44	18	10	4		1	1	763	898	15.03	
18 2	60	53	87	65	83	70	72	374	200	82	37	24	8	10	3	3	1231	1375	10.47	

# **LAW ENFORCEMENT EMPLOYEE DATA 1986**

The Uniform Crime Reporting Program in West Virginia incorporates the collection of pertinent data relating to law enforcement entities of the state. Information regarding West Virginia law enforcement manpower, distribution, assaults against law enforcement officers, and the number of and circumstances surrounding the killing of law enforcement officers are discussed in this section.

This information is submitted monthly by municipal, county and state law enforcement agencies and is published on a semi-annual basis. Specific information concerning the number of law enforcement employees reflects the status as of October 31, 1986, and is limited to municipal, county and state law enforcement agencies currently reporting to the West Virginia UCR Program.

The determination of police manpower for any given area or municipality should be a subject of serious consideration. Such consideration, however, should be based on the numerous factors which create the need for police services. Some of these factors, discussed elsewhere in this publication relate to size, density of population, geographic location, character and proximity to metropolitan areas. The information in this section relates to reported law enforcement strength and should not be interpreted as recommended strength for any given entity. Such determinations should be made after objectively evaluating the need for police services based on the above factors.

The personnel of each law enforcement agency differ as to the demands and responsibilities placed before them. Many police officers are fully occupied with clerical tasks and are not free to perform active police duties.

## **SWORN OFFICERS**

In 1986 West Virginia had 2,698 sworn law enforcement personnel, compared to the 1985 figure of 2,792. This is a decrease of 94 officers or 3.4 percent in the number of officers in the state. Rates based solely on sworn law enforcement personnel show that the state average was 1.4 officers per 1,000 inhabitants. Males comprised 96.3 percent of all sworn personnel, while females comprised 3.7 percent.

### **STATE POLICE**

The West Virginia State Police reported a total of 530 sworn officers. This is a decrease of 3.3 percent over last year's figure of 548 officers. The State Police had a rate of 0.4 sworn officers per 1,000 inhabitants (rural population only).

### **MUNICIPAL**

Municipal Police Departments reported 1,407 sworn officers. This is a decrease of 3.1 percent over the 1985 figure of 1,461 sworn municipal officers. This is a rate of 1.9 sworn officers per 1,000 inhabitants (municipal population only)

### **SHERIFF**

County Sheriff's Departments reported a total of 652 sworn officers. This is a decrease of 3.1 percent over the 1985 figure of 673. Based on sworn personnel, this is a rate of 0.6 officers per 1,000 inhabitants (rural population only).

### **D.N.R.**

The Department of Natural Resources reported 109 sworn officers. This is a decrease of 0.9 percent over the 1985 figure of 110 officers. These figures reflect a rate of 0.1 sworn officers per 1,000 inhabitants (rural population only).

## LAW ENFORCEMENT EMPLOYEE DATA 1986

OFFICERS							
AGENCY	MALE		FEMALE		TOTAL		+/- %
	1985	1986	1985	1986	1985	1986	
SHERIFFS	629	614	44	38	673	652	-3.1
MUNICIPAL	1412	1357	49	50	1461	1407	-3.7
DNR	107	106	3	3	110	109	-0.9
STATE POLICE	540	521	8	9	548	530	-3.3
<b>TOTAL</b>	<b>2688</b>	<b>2598</b>	<b>104</b>	<b>100</b>	<b>2792</b>	<b>2698</b>	<b>-3.4</b>

### CIVILIAN EMPLOYEES

There were 1,176 civilian law enforcement employees, employed in the state during 1986. This is a decrease of 2.1 percent over the 1985 total of 1,201. Females comprised 51.2 percent (602), while males made up the remaining 48.8 percent (574).

#### STATE POLICE

The West Virginia State Police reported a total of 304 civilian employees. This is a decrease of 1.3 percent of the 1985 total of 308.

#### MUNICIPAL

Municipal Police Departments reported 307 civilian employees. A decrease of 8.4 percent is seen over last years total of 335 civilian employees.

#### SHERIFFS

County Sheriff's Departments reported 555 civilian employees in law enforcement. An increase of 0.9 percent is seen over the 1985 figure of 550.

#### D.N.R.

The Department of Natural Resources reported an increase of 25 percent in law enforcement civilian employees for 1986. There were 10 law enforcement civilian employees in 1986, compared to 8 law enforcement civilians in 1985.

CIVILIANS							
AGENCY	MALE		FEMALE		TOTAL		+/- %
	1985	1986	1985	1986	1985	1986	
SHERIFFS	329	358	221	197	550	555	+0.9
MUNICIPAL	114	117	221	190	335	307	-8.4
DNR	0	0	8	10	8	10	+25.0
STATE POLICE	102	99	206	205	308	304	-1.3
<b>TOTAL</b>	<b>545</b>	<b>574</b>	<b>656</b>	<b>602</b>	<b>1201</b>	<b>1176</b>	<b>-2.1</b>
<b>GRAND TOTAL</b>	<b>3223</b>	<b>3172</b>	<b>760</b>	<b>702</b>	<b>3993</b>	<b>3874</b>	<b>-3.0</b>

# LAW ENFORCEMENT OFFICERS KILLED AND ASSAULTED 1986

The killing of a police officer has an effect on society which reaches far beyond the overt act. Such occurrences constitute an immediate well being of the community and a serious breach of internal security to the country. Today, a young man who considers a career in law enforcement must also consider the very strong possibility of being killed or assaulted by a member of the very same society he is sworn to protect. This deplorable situation should be a subject of serious public concern, for in truth, an attack on a police officer is an attack on society. The violence directed against law enforcement officers acting in the line of duty is clearly demonstrated by the following summary information:

A total of 192 Assaults on Law Enforcement Officers were reported in 1986, of which 38, or 19.8 percent resulted in personal injury to the officer.

For every 1000 arrests, there were 3.0 Assaults, and for each 100 sworn officers there were 7.1 Assaults.

Personal weapons (hands, fists, feet, etc.) were used in 167 of the Assaults.

A total of 183 of the Assaults were cleared, a clearance rate of 95.3 percent.

## POLICE OFFICERS ASSAULTED SUMMARY INFORMATION January - December 1986, 1985

	POPULATION	INDEX PER 1000 POP	TYPE TOTAL	OF FIREARM	WEAPON CUTTING INST	OTHER WEAPONS	HANDS FIST	ETC	TIME OF AM	ASSAULT PM	INJURY	NO INJURY	ASSAULT CLEARED
WEST VIRGINIA TOTAL	86 1,919,000	.09	192	12	1	12	167		77	115	49	143	183
CHANGE	85 1,936,000	.08	172	7	3	12	150		74	98	48	124	167
	17,000-	.01+	20	5+	2-	0	17+		3+	17+	1+	19+	16+
RURAL	86 1,180,345	.02	27	4	0	4	19		11	16	11	16	26
CHANGE	85 1,182,703	.02	31	5	2	3	21		7	24	12	19	31
	2,358-	.00	4-	1-	2-	1+	2-		4+	8-	1-	3-	5-
SHERIFF'S	86		14	3	0	2	9		7	7	7	7	13
CHANGE	85		19	2	2	2	13		5	14	6	13	19
			5-	1+	2-	0	4-		2+	7-	1+	6-	6-
STATE POLICE	86		13	1	0	2	10		4	9	4	9	13
CHANGE	85		12	3	0	1	8		2	10	6	6	12
			1	2-	0	1+	2+		2+	1-	2-	3+	1+
MUNICIPAL	86 738,655	.22	165	8	1	8	148		66	99	38	127	157
CHANGE	85 753,297	.18	141	2	1	9	129		67	74	36	105	136
	14,642-	.04+	24	6+	0	1-	19+		1-	25+	2+	22+	21+

# ANALYSIS OF ASSAULTS ON LAW ENFORCEMENT OFFICERS 1986

<b>OFFICERS KILLED</b> Number of your law enforcement officers killed in the line of duty this month	By felonious act <u>0</u> By accident or negligence <u>0</u>
---	---

**Officers Assaulted** (Do not include officers killed) See UCR Guide Manual for complete instructions.

TYPE OF ACTIVITY	TYPE OF WEAPON (Mark 1 for each Assault)					TYPE OF ASSIGNMENT (Mark 1 for each Assault)						POLICE ASSAULTS CLEARED (M)	
	TOTAL ASSAULTS BY WEAPON (A)	FIREARM (B)	KNIFE OR OTHER CUTTING INSTRU- MENT (C)	OTHER DANGER- OUS WEAPON (D)	HANDS FISTS FEET ETC (E)	ONE-MAN VEHICLE		DETECTIVE OR SPECIAL ASSIGN		OTHER			
						ALONE (G)	ASSISTED (H)	ALONE (I)	ASSISTED (J)	ALONE (K)	ASSISTED (L)		
1 RESPONDING TO "DISTURBANCE" CALLS (FAMILY QUARRELS MAN WITH GUN ETC.)	59	5		3	51	22	25	10		1		1	56
2 BURGLARIES IN PROGRESS OR PURSUING BURGLARY SUSPECTS													
3 ROBBERIES IN PROGRESS OR PURSUING ROBBERY SUSPECTS	2	1			1			1				1	1
4 ATTEMPTING OTHER ARRESTS	65	1			64	5	33	25				2	64
5 CIVIL DISORDER (RIOT MASS DISOBEDIENCE)	1				1							1	1
6 HANDLING, TRANSPORTING CUSTODY OF PRISONERS	24	1			23	6	7	8				2	24
7 INVESTIGATING, SUSPICIOUS PERSONS OR CIRCUMSTANCES	13	4		3	6	3	7	3					13
8 AMBUSH-NO WARNING	2		1	1			2						
9 MENTALLY DERANGED	4				4		1	2				1	4
10 TRAFFIC PURSUITS AND STOPS	18			4	14	3	11	3				1	17
11 ALL OTHER	4			1	3		3					1	3
<b>12 TOTAL (1-11)</b>	<b>192</b>	<b>12</b>	<b>1</b>	<b>12</b>	<b>167</b>	<b>39</b>	<b>89</b>	<b>52</b>		<b>1</b>	<b>3</b>	<b>8</b>	<b>183</b>
13 NUMBER WITH PERSONAL INJURY	49	3	1	7	38								
14 NUMBER WITHOUT PERSONAL INJURY	143	9		5	129								
15 TIME OF ASSAULTS	AM	23	32	15	1	1	5						
	PM	5	7	9	27	32	35						
		12:01	2:00	4:00	6:00	8:00	10:00	12:00					

# ANALYSIS OF ASSAULTS ON LAW ENFORCEMENT OFFICERS 1972 - 1986

YEAR	# ASSAULTS	% CHANGE
1972	300	
1973	223	-26%
1974	222	-0.4%
1975	178	-20%
1976	265	+49%
1977	287	+8%
1978	177	-38%
1979	194	+10%
1980	192	-1%
1981	269	+40%
1982	218	-19%
1983	265	+22%
1984	195	-26%
1985	172	-12%
1986	192	+12%





**WEST VIRGINIA  
OFFENSE DATA  
COUNTY—STATE—MUNICIPAL—DNR  
1986**

The computer generated output tables contained within this section were designed to facilitate quick reference of statistical crime information relative to the different reporting areas of the State of West Virginia. The data contained in each of the series of reports will be detailed on a page preceding each listing.

Each of the three reports are listed in county name sequence. Within each county, information is further detailed to show the activity experienced by reporting area, agency type and contributor. The general identifying descriptions which indicate the reporting areas are listed and defined as follows:

**(Name) County Total**—This line indicates the total activity of all reporting agencies within the indicated county. It may be expressed mathematically as:

County Total = Municipal + State Police + Sheriff + Department of Natural Resources  
or  
County Total = Municipal + Rural

**Rural**—This line indicates the total activity that was reported by rural law enforcement agencies within the indicated reporting area. It may be expressed mathematically as:

Rural = State + Sheriff + Department of Natural Resources

**Sheriff**—This line indicates the total activity reported by sheriff's offices within the indicated reporting area.

**State Police**—This line indicates the total activity reported by all State Police Detachments within the indicated reporting area. It may be expressed mathematically as:

State Police = State Police Detachment 1 + SPD2 + SPD3 +

**Department of Natural Resources**—For purposes of these computer generated reports, activity for the Department of Natural Resources is included with activity for the Sheriff's offices. A separate summary of DNR activity for each district appears in a later section of this report.

**MUNICIPAL**—This line indicates the total activity reported by all municipal law enforcement agencies within the indicated reporting area. It may be expressed mathematically as:

Municipal = Municipality 1 + M2 + M3 +

**(City Name) Police Department**—This line indicates the total activity reported by the individually specific police department.

For comparative purposes, each reporting agency or area identified on the report details the activity experienced for the calendar year of 1986 and 1985 respectively. Also, the numerical difference and the percent change between the two years has been calculated and displayed on separate lines. All amounts are signed with a plus (+) or minus (-) sign to indicate whether the quantity has increased or decreased from 1985 to 1986. An asterisk (\*) appearing on the percent change line indicates that due to no activity being reported for either 1986 or 1985, calculation of percent change was impossible.

It should be noted that statistics gathered under the Uniform Crime Reporting Program are submitted by the law enforcement agencies of West Virginia and project a state-wide view of crime. Awareness of the presence of certain crime factors, which may influence the resulting volume and type of statistics presented, is necessary if fair and equitable conclusions are to be drawn. These crime influencing factors are present, to some degree, in every community and their presence affects, in varying degrees, the crime experience of that community. Attempts at comparison of crime figures between communities should not be made without first considering the individual factors present in each community.

## CRIME INDEX REPORT

The tabulations in this section indicate the volume and distribution of crime in West Virginia on the basis of a crime rate.

The Uniform Crime Reporting Program utilizes seven crime classifications to establish a rate to measure the trend and distribution of crime. The number of actual offenses of murder, forcible rape, robbery, felonious assault, burglary, larceny and motor vehicle theft are reflected in this report. The number of actual offenses of manslaughter and assaults (not aggravated) are not index offenses, thus counts of these offenses are not considered in this report. Arson, the eighth Crime Index Offense, is examined in a separate section.

Each heading contained in this report is defined below.

**Population**—Estimated population of the indicated reporting area. This information, representative of the year 1986, was provided through the assistance of the Federal Bureau of Investigation and the United States Bureau of Census.

**Total Offenses**—This is the sum total of the seven Index Offenses.

**Total Cleared**—The sum total of the seven Index Offenses cleared.

**Percent Cleared**—The percentage of Index Offenses cleared by arrest or exceptional clearance.

The mathematical formula may be expressed as follows:

$$\text{Percent Cleared} = \frac{\text{Total Index Offenses Cleared}}{\text{Total Actual Index Offenses Reported}} \times 100$$

**Crime Rate**—This is sometimes referred to as a victim risk rate and is representative of the number of Index Offenses per 1,000 population.

Example - A crime rate of 10.00 would imply that 10.00 persons of each 1,000 population were the victim of an Index Offense.

The mathematical formula for calculating the crime rate of any reporting area may be expressed as follows:

$$\text{Crime Rate} = \frac{1,000}{\text{Area Population}} = \text{Reciprocal}^* \times \text{Total Actual Offenses}$$

$$\text{Crime Rate} = \frac{\text{Total Actual Offenses}}{\text{Area Population}} \times 1,000$$

\*Reciprocals developed to five (5) decimal places.

The remaining columns of the report indicate the number of actual Index Offenses reported by category.

A separate section is provided to summarize offense and arrest data for the Department of Natural Resources on a District basis. This section is provided because Department of Natural Resources data is included in the category of Sheriff on the proceeding computer printed pages.

## 1986 CRIME RATE IN CLASS I CITIES

CITIES	CRIME RATE
1. Huntington	72.04
2. Charleston	117.75

\*Class I Cities are in excess of 50,000 population.

\*Crime Rate calculated per 1,000 population.

## 1986 CRIME RATE IN CLASS II CITIES

CITIES	CRIME RATE	CITIES	CRIME RATE
1. Weirton	11.41	8. Fairmont	41.85
2. Wheeling	26.58	9. Parkersburg	46.75
3. Clarksburg	27.92	10. Beckley	46.78
4. South Charleston	27.93	11. Morgantown	48.50
5. Vienna	31.59	12. St. Albans	51.03
6. Bluefield	32.83	13. Martinsburg	86.99
7. Moundsville	36.46		

\*Class II Cities are 10,000 to 49,999 in population.

\*Crime Rate calculated per 1,000 population.

## 1986 CRIME RATE IN CLASS III CITIES

CITIES	CRIME RATE	CITIES	CRIME RATE
1. War	0.0	16. Stonewood	10.39
2. Welch	1.94	17. Chester	10.66
3. Fayetteville	2.15	18. Mullens	10.82
4. Richwood	3.51	19. Follansbee	12.49
5. Bethlehem	3.61	20. Spencer	13.03
6. White Sulphur Springs	3.71	21. Ravenswood	13.09
7. Chesapeake	3.74	22. Philippi	13.44
8. Shinnston	4.43	23. Buckhannon	13.78
9. Moorefield	4.89	24. Paden City	14.76
10. Weston	6.09	25. Grafton	16.52
11. Lewisburg	6.16	26. Ronceverte	16.55
12. McMechen	6.77	27. Glenville	17.13
13. Mannington	8.69	28. St. Marys	17.91
14. Hinton	9.34	29. Madison	18.09
15. Kingwood	10.39	30. Salem	18.65

## 1986 CRIME RATE IN CLASS III CITIES

CITIES	CRIME RATE
31. Ripley	19.03
32. New Martinsville	19.67
33. Oceana	20.52
34. Oak Hill	20.74
35. Wellsburg	22.03
36. Milton	22.39
37. Ceredo	22.78
38. Nitro	23.02
39. Keyser	23.24
40. Montgomery	24.22
41. Hurricane	24.26
42. Sistersville	24.93
43. Ranson	25.22
44. Mount Hope	26.44
45. Westover	28.26
46. Marmet	31.28
47. Logan	31.93
48. Dunbar	32.79
49. Summersville	34.89
50. Kenova	38.48
51. Pt. Pleasant	39.10
52. Elkins	39.86
53. Williamson	45.65
54. Bridgeport	62.15
55. Charles Town	76.31
56. Princeton	77.71
57. Barboursville	100.13

\*Class III Cities are 2,000 to 9,999 in population.

\*Crime Rate calculated per 1,000 population.

Class I, II and III City Populations provided by the United States Census Bureau.

# PART I OFFENSES

PAGE 1  
WEST VIRGINIA U C R CRIME INDEX REPORT

IDENTIFIER	POPULATION	CRIME RATE	TOTAL OFFEN	TOTAL CLEARED	PERCENT CLEARED	MURDER	RAPE	ROBBERY	FEL ASSLT	BREAK ENTER	LARCENY THEFT	M/V THEFT
WEST VIRGINIA TOTAL	1,919,000	22.84	43930	10768	24.51	113	360	780	1884	11887	25685	3321
NUMERICAL CHANGE	1,936,000	21.69	42538	11157	26.22	71	359	715	2069	11634	24520	3170
PERCENT CHANGE	17,000-	1.15+	1392+	389-	1.71-	42+	1+	65+	185-	253+	1163+	51+
RURAL	1,180,345	12.78	15225	3962	26.02	80	167	196	864	5558	6723	1637
NUMERICAL CHANGE	1,182,703	12.27	14619	4081	27.91	49	196	162	890	5152	6650	1520
PERCENT CHANGE	2,358-	.51+	606+	119-	1.89-	31+	29-	34+	26-	406+	73+	117+
SHERIFF'S	86	8308	1967	23.67	35	66	81	115	259	2871	2530	996
NUMERICAL CHANGE	85	7644	2014	26.34	17	58	82	80	297	2649	2808	881
PERCENT CHANGE	86	664+	47-	2.67-	18+	8+	1-	12+	38-	184+	481+	2+
STATE POLICE	86	6917	1995	28.84	45	101	115	115	259	2871	2530	996
NUMERICAL CHANGE	85	6975	2067	29.83	32	138	80	80	297	2649	2808	881
PERCENT CHANGE	86	58-	72-	.79-	13+	37-	35+	38-	222+	222+	368-	115+
MUNICIPAL	736,655	38.75	28705	6806	23.71	33	193	584	1020	6329	18942	1584
NUMERICAL CHANGE	753,297	36.85	27919	7076	25.34	22	163	553	1179	6482	17870	1650
PERCENT CHANGE	14,642-	1.90+	786+	270-	1.63-	11+	30+	31+	159-	153-	1092+	66-
BARBOUR CTY TOTAL	16,309	8.46	138	41	29.71	2	4	0	4	59	58	11
NUMERICAL CHANGE	16,463	7.41	122	40	32.78	0	2	1	4	45	66	4
PERCENT CHANGE	154-	1.05+	16+	1+	3.07-	2+	1-	1-	0	14+	8-	7+
RURAL	11,287	8.15	92	24	26.88	1	4	0	4	50	26	7
NUMERICAL CHANGE	11,448	6.20	71	24	33.80	0	2	1	2	36	26	4
PERCENT CHANGE	1,4-	1.95+	21+	0	7.72-	1+	2+	1-	2+	1+	0	3+
SHERIFF	86	42	7	16.66	1	0	0	0	1	27	12	1
NUMERICAL CHANGE	85	30	11	36.66	0	1	0	0	1	12	15	1
PERCENT CHANGE	86	40.0+	36.4-	54.6-	1+	1-	0	0	0	15+	3-	0
STATE POLICE	86	50	17	34.00	0	4	0	0	3	23	14	6
NUMERICAL CHANGE	85	41	13	31.70	0	1	1	1	1	24	11	3
PERCENT CHANGE	86	22.0+	30.8+	7.3+	0	3+	1-	1-	2+	1-	3+	3+
MUNICIPAL	5,022	9.15	46	17	36.95	1	0	0	0	9	32	4
NUMERICAL CHANGE	5,015	10.14	51	16	31.37	0	0	0	2	9	40	4
PERCENT CHANGE	.1+	1.01-	5-	1+	5.58+	1+	0	0	2-	0	8-	4+
PERCENT CHANGE	.1+	9.9-	9.8-	6.3+	17.8+	1+	0	0	0	0	20.0-	0

# PART I OFFENSES

PAGE 2  
WEST VIRGINIA U C R CRIME INDEX REPORT

IDENTIFIER	POPULATION	CRIME RATE	TOTAL OFFEN	TOTAL CLEARED	PERCENT CLEARED	MURDER	RAPE	ROBBERY	FEL ASHLT	BREAK ENTER	LARCENY THEFT	M/V THEFT
BELINGTOM PD	1,973	2.53	5	4	80.00	0	0	0	0	0	3	2
	1,965	2.54	5	3	60.00	0	0	0	0	1	4	0
NUMERICAL CHANGE	8+	.01-	0	1+	20.00+	0	0	0	0	1-	1-	2+
PERCENT CHANGE	.4+	.4-	.0	33.3+	33.3+					M	25.0-	M
PHILIPPI PD	3,049	13.44	41	13	31.70	1	0	0	0	9	29	2
	3,050	15.08	46	13	28.26	0	0	0	2	8	36	0
NUMERICAL CHANGE	1-	1.64-	5-	0	3.44+	1+	0	0	2-	1+	7-	2+
PERCENT CHANGE	.0-	10.9-	10.9-	.0	12.2+	M			M	12.5+	19.4-	M
BERKELEY CTY TOTAL	49,101	49.69	2441	476	19.50	6	11	38	49	828	1404	105
	49,588	20.46	1412	625	30.09	0	4	22	21	351	926	88
NUMERICAL CHANGE	487-	21.23+	1029+	51+	10.59-	6+	7+	16+	28+	47+	478+	17+
PERCENT CHANGE	1.0-	74.6+	72.9+	12.0+	35.2-	M	175.0+	72.7+	133.3+	135.9+	51.6+	19.3+
RURAL	36,170	36.37	1316	223	16.94	3	8	16	26	530	678	55
	36,641	16.34	599	95	15.85	0	4	10	15	210	317	43
NUMERICAL CHANGE	1.3-	122.6+	119.7+	134.7+	6.9+	M	100.0+	60.0+	73.3+	152.4+	113.9+	27.9+
PERCENT CHANGE												
SHERIFF	86	891	148	16.61	3	5	7	20	275	563	18	18
	85	272	52	19.11	170	0	5	8	8	192+	393+	6
NUMERICAL CHANGE	619+	96+	96+	2.50-	3+	5+	2+	12+	192+	393+	12+	12+
PERCENT CHANGE	227.6+	184.6+	13.1-	13.1-	M	M	40.0+	150.0+	231.3+	231.2+	209.0+	209.0+
STATE POLICE	86	425	75	17.64	0	3	9	6	255	115	37	37
	85	327	43	13.14	0	4	5	7	127	147	37	37
NUMERICAL CHANGE	98+	32+	32+	4.50+	0	1-	4+	1-	128+	32-	0	0
PERCENT CHANGE	30.0+	74.4+	34.2+	34.2+		25.0-	80.0+	14.3-	100.8+	21.8-		
MUNICIPAL	12,931	86.99	1125	253	22.48	3	3	22	23	298	726	50
	12,947	62.78	813	330	40.59	0	0	12	6	141	609	45
NUMERICAL CHANGE	16-	24.21+	312+	77-	18.11-	3+	3+	10+	17+	157+	117+	5+
PERCENT CHANGE	.1-	38.6+	38.4+	23.3-	44.6-	M	M	83.3+	283.3+	111.3+	19.2+	11.1+
MARTINSBURG PD	12,931	86.99	1125	253	22.48	3	3	22	23	298	726	50
	12,947	62.78	813	330	40.59	0	0	12	6	141	609	45
NUMERICAL CHANGE	16-	24.21+	312+	77-	18.11-	3+	3+	10+	17+	157+	117+	5+
PERCENT CHANGE	.1-	38.6+	38.4+	23.3-	44.6-	M	M	83.3+	283.3+	111.3+	19.2+	11.1+
BOONE CTY TOTAL	30,313	11.47	348	74	21.26	5	3	6	9	102	141	82
	30,546	9.45	289	76	26.29	0	1	6	116	116	92	71
NUMERICAL CHANGE	233-	2.02+	59+	2-	5.03-	5+	1+	6+	3+	16-	69+	11+
PERCENT CHANGE	.8-	21.4+	20.4+	2.6-	19.1-	M	50.0+	M	50.0+	13.6-	53.3+	15.3+
RURAL	25,667	10.51	270	60	22.22	4	2	5	5	81	100	69
	25,932	8.32	216	59	27.31	0	2	0	3	105	47	59
NUMERICAL CHANGE	265-	2.19+	54+	1+	5.09-	4+	1+	5+	5+	24-	53+	10+
PERCENT CHANGE	1.0-	26.3+	25.0+	1.7+	18.6-	M	50.0+	M	166.7+	22.9-	112.8+	16.9+

PAGE 3  
WEST VIRGINIA U C R CRIME INDEX REPORT

IDENTIFIER	POPULATION	CRIME RATE	TOTAL OFFENSES	TOTAL CLEARED	PERCENT CLEARED	MURDER	RAPE	ROBBERY	FEL ASHLT	BREAK ENTER	LARCENY THEFT	M/V THEFT
SHERIFF 86	203	26	11.82	1	1	4	6	60	87	44		
NUMERICAL CHANGE 85	131	22	16.79	0	0	0	1	58	35	37		
PERCENT CHANGE	72+	2+	4.97-	1+	1+	4+	5+	3.4+	52+	7+	148.6+	18.9+
STATE POLICE 86	73	39	53.42	4	2	1	2	22	13	29		
NUMERICAL CHANGE 85	65	37	43.52	0	2	0	2	47	12	22		
PERCENT CHANGE	12-	2+	9.90+	4+	0	1+	0	25-	1+	17+		
MUNICIPAL 86	14.1-	5.4+	22.7+	4	0	0	0	53.2-	8.3+	31.8+		
NUMERICAL CHANGE 85	72	11	15.27	0	0	1	1	20	41	9		
PERCENT CHANGE	32+	1-	8.01-	0	0	0	0	13	45	12		
MADISON PD 86	3,040	18.09	55	8	14.54	0	0	14	35	5		
NUMERICAL CHANGE 85	3,113	17.98	56	11	19.64	0	0	10	34	11		
PERCENT CHANGE	73-	.11+	3-	1-	5.10-	0	0	4+	1+	6-		
WHITESVILLE PD 86	779	8.98	7	1	14.28	0	0	0	4	3		
NUMERICAL CHANGE 85	741	9.44	7	0	14.28+	0	0	2	5	0		
PERCENT CHANGE	38+	.46-	0	1+	0	0	0	2-	1-	3+		
DANVILLE PD 86	827	12.09	10	2	20.00	0	1	0	6	2		
NUMERICAL CHANGE 85	760	13.15	10	6	60.00	0	0	2	1	6		
PERCENT CHANGE	67+	1.06-	0	4-	40.00-	0	1+	2-	5+	4-		
SPAXTON CITY TOTAL 86	16,427	7.34	106	11	10.37	0	6	46	43	6		
NUMERICAL CHANGE 85	16,579	10.63	155	29	18.70	0	3	40	103	9		
PERCENT CHANGE	152-	3.29-	49-	18-	8.33-	0	2+	3+	60-	3-		
RURAL 86	11,326	8.38	95	8	8.42	0	6	41	39	5		
NUMERICAL CHANGE 85	11,484	12.27	141	22	15.60	0	2	36	94	9		
PERCENT CHANGE	158-	3.89-	46-	14-	7.18-	0	4+	13+	55-	4-		
SHERIFF 86	32	2	6.25	0	2	0	0	16	11	3		
NUMERICAL CHANGE 85	42	2	4.74	0	1	0	0	16	18	7		
PERCENT CHANGE	10-	0	1.43+	0	1+	0	0	0	7-	4-		
STATE POLICE 86	63	6	9.52	0	4	1	3	25	28	2		
NUMERICAL CHANGE 85	99	20	20.20	0	1	0	0	20	76	2		
PERCENT CHANGE	36-	14-	10.68-	0	3+	1+	3+	5+	48-	0		
	36.4-	70.0-	52.9-	0	300.0+	0	0	25.0+	63.2-	0		

PART I OFFENSES

# PART I OFFENSES

PAGE 4 WEST VIRGINIA U C R CRIME INDEX REPORT													
IDENTIFIER	MUNICIPAL	POPULATION	CRIME RATE	TOTAL OFFENSES	TOTAL CLEARED	PERCENT CLEARED	MURDER	RAPE	ROBBERY	FEL ASST	BREAK ENTER	LARCENY THEFT	M/V THEFT
	86	3,201	3.54	11	3	27.27	0	0	1	0	5	4	1
	85	3,095	4.52	14	7	50.00	0	1	0	0	4	9	0
		6+	.98-	3-	4-	22.73-	0	1-	1+	0	1+	5-	1+
		.2+	21.7-	21.4-	57.1-	45.5-					25.0+	55.6-	*
GASSAWAY PD	86	1,219	2.46	3	0	.00	0	0	0	0	2	0	1
	85	1,244	3.21	4	1	25.00	0	1	0	0	3	0	0
		25-	.75-	1-	1-	25.00-	0	1-	0	0	1-	0	1+
		2.0-	23.4-	23.0-							33.3-		*
SUTTON PD	86	1,305	3.83	5	3	60.00	0	0	1	0	1	3	0
	85	1,273	4.71	6	5	83.33	0	0	0	0	1	5	0
		32+	.88-	1-	2-	23.33-	0	0	1+	0	0	2-	0
		2.5+	18.7-	16.7-	40.0-	28.0-					.0	40.0-	*
BURNSVILLE PD	86	577	5.19	3	0	.00	0	0	0	0	2	1	0
	85	578	6.92	4	1	25.00	0	0	0	0	4	0	0
		1-	1.73-	1-	1-	25.00-	0	0	0	0	2+	3-	0
		.2-	25.0-	25.0-								75.0-	*
BROOKE CTY TOTAL	86	25,806	11.54	298	42	14.09	0	1	3	5	83	186	20
	85	25,915	13.77	357	83	23.24	0	7	4	3	89	235	19
		109-	2.23-	59-	41-	9.15-	0	6-	1-	2+	6-	49-	1+
		.4-	16.2-	16.5-	49.4-	39.4-		85.7-	25.0-	66.7+	6.7-	20.9-	5.3+
													*
RURAL	86	17,200	9.35	161	33	20.49	0	1	1	5	41	100	13
	85	16,981	12.89	218	65	29.68	0	7	3	3	62	130	14
		1.3+	3.54-	58-	32-	9.19-	0	6-	2-	2+	21-	30-	1-
			27.5-	26.5-	49.2-	31.0-		85.7-	66.7-	66.7+	33.9-	23.1-	7.1-
SHERIFF	86			154	27	17.53	0	0	1	4	38	93	13
	85			204	51	25.00	0	2	3	3	61	121	14
				50-	24-	7.47-	0	2-	2-	1+	23-	23-	1-
				24.5-	47.1-	29.9-				33.3+	37.7-	19.0-	7.1-
STATE POLICE	86	7	85.71	6	0	0.00	0	1	0	1	3	2	0
	85	15	93.33	14	0	0.00	0	5	0	0	1	9	0
				8-	8-	7.62-	0	6-	0	1+	2+	7-	0
				53.3-	57.1-	8.2-		80.0-			200.0+	77.8-	*
MUNICIPAL	86	8,606	15.91	137	9	6.56	0	0	2	0	42	86	7
	85	8,934	15.44	138	18	13.04	0	0	1	0	27	105	5
		328-	.67+	1-	19-	6.48-	0	0	1+	0	15+	19-	2+
		3.7-	3.0+	.7-	50.0-	49.7-		100.0+			55.6+	18.1-	40.0+
FOLLANSBEE PD	86	3,842	12.69	48	0	.00	0	0	0	0	13	34	1
	85	3,898	14.10	55	0	.00	0	0	0	0	13	41	1
		56-	1.61-	7-	0	.00	0	0	0	0	.0	47-	0
		1.4-	11.4-	12.7-							.0	17.1-	.0



PAGE 5  
WEST VIRGINIA U C R CRIME INDEX REPORT

IDENTIFIER	POPULATION	CRIME RATE	TOTAL OFFENSES	TOTAL CLEARED	PERCENT CLEARED	MURDER	RAPE	ROBBERY	FEL ASST	BREAK ENTER	LARCENY THEFT	MAY THEFT
WELLSBURG PD	86	22.03	80	9	11.25	0	0	2	0	28	44	6
	85	18.09	69	14	20.28	0	0	1	0	10	54	1
NUMERICAL CHANGE	184-	3.94+	11+	5-	9.03-	0	0	1+	0	180.0+	10-	2+
PERCENT CHANGE	4.8-	21.8+	15.9+	35.7-	44.5-	0	0	100.0+	0	180.0+	18.5-	50.6+
BETHANY PD	86	7.93	9	0	.00	0	0	0	0	1	8	0
	85	11.45	14	4	28.57	0	0	0	0	4	10	0
NUMERICAL CHANGE	88-	3.52-	5-	4-	28.57-	0	0	0	0	3-	2-	0
PERCENT CHANGE	7.2-	30.7-	35.7-	M	M	0	0	0	0	75.0-	20.0-	0
CABELL CITY	86	52.80	5746	1502	26.13	7	54	120	383	1330	3483	369
	85	53.89	5923	1780	30.05	5	71	143	417	1413	3461	413
NUMERICAL CHANGE	1,104-	1.09-	177-	278-	3.92-	2+	17-	23-	34-	83-	23+	44-
PERCENT CHANGE	1.0-	2.0-	3.0-	15.6-	13.0-	40.0+	23.9-	16.1-	8.2-	5.9-	6+	10.7-
RURAL	86	22.22	923	265	28.71	2	8	11	44	242	527	89
	85	22.22	922	240	26.03	0	11	12	51	252	520	76
NUMERICAL CHANGE	53+	.00	1+	25+	2.68+	2+	3-	1-	7-	10-	7+	13+
PERCENT CHANGE	.1+	.0	.1+	10.4+	10.3+	M	27.3-	8.3-	13.7-	4.0-	1.3+	17.1+
SHERIFF	86	619	146	23.58	1	7	7	37	146	146	376	45
	85	670	171	25.52	0	10	6	35	176	176	403	40
NUMERICAL CHANGE	51-	1.94-	25-	1.94-	1+	3-	1+	2+	30-	20-	27-	3+
PERCENT CHANGE	7.6-	14.6-	14.6-	7.6-	M	30.0-	16.7+	5.7+	17.0-	26.3+	6.7-	12.5+
STATE POLICE	86	304	119	39.14	1	1	4	7	96	96	151	44
	85	252	69	27.38	0	1	6	16	76	76	117	36
NUMERICAL CHANGE	52+	50+	50+	11.76+	1+	0	2-	9-	20+	20+	34+	8+
PERCENT CHANGE	20.6+	72.5+	43.0+	M	M	.0	33.3-	56.3-	26.3+	29.1+	22.2+	M
MUNICIPAL	86	71.66	4823	1237	25.64	5	46	109	339	1088	2956	280
	85	73.06	5001	1540	30.79	5	60	131	366	1161	2941	337
NUMERICAL CHANGE	1,157-	1.40-	178-	303-	5.15-	0	14-	22-	27-	73-	15+	57-
PERCENT CHANGE	1.7-	1.9-	3.6-	19.7-	16.7-	.0	23.3-	16.8-	7.4-	6.3-	.5+	16.9-
BARBOURSVILLE PD	86	100.13	295	116	39.32	0	1	3	7	26	223	35
	85	97.37	282	75	26.59	0	2	1	9	29	189	52
NUMERICAL CHANGE	50+	2.76+	13+	41+	12.73+	0	1-	2+	2-	3-	34+	17-
PERCENT CHANGE	1.7+	2.8+	4.6+	54.7+	47.9+	0	50.0-	200.0+	22.2-	10.3-	18.0+	32.7-
HUNTINGTON PD	86	72.04	4327	1070	24.72	4	44	103	325	1040	2572	239
	85	73.43	4511	1404	31.12	5	54	129	349	1128	2567	279
NUMERICAL CHANGE	1,309-	1.39-	184-	334-	6.40-	1-	10-	26-	24-	88-	5+	40-
PERCENT CHANGE	2.2-	1.9-	4.1-	23.8-	20.6-	20.0-	18.5-	20.2-	6.9-	7.8-	.2+	14.3-
MILTON PD	86	22.39	51	21	41.17	1	0	0	5	16	25	4
	85	19.58	43	18	41.86	0	0	1	7	4	29	2
NUMERICAL CHANGE	81+	2.81+	8+	3+	.69-	1+	0	1-	2-	12+	4-	2+
PERCENT CHANGE	3.7+	14.4+	18.6+	16.7+	1.6-	M	M	28.6-	300.0+	13.8-	100.0+	M

# PART I OFFENSES

PAGE 6  
WEST VIRGINIA U C R CRIME INDEX REPORT

IDENTIFIER	POPULATION	CRIME RATE	TOTAL OFFEN	TOTAL CLEARED	PERCENT CLEARED	MURDER	RAPE	ROBBERY	FEL ASSTLT	BREAK ENTER	LARCENY THEFT	M/V THEFT
MI SECURITY POLICE	2,000	75.00	150	30	20.00	0	1	3	2	6	136	2
NUMERICAL CHANGE	1,919	85.98	165	43	26.06	0	4	0	1	0	156	4
PERCENT CHANGE	81+	10.98-	13-	13-	6.06-	0	3-	3+	1+	6+	20-	2-
	4.2+	12.8-	9.1-	30.2-	23.3-		75.0-	M	100.0+	M	12.8-	50.0-
CALHOUN CTY	8,507	9.99	85	41	48.23	0	2	0	11	30	31	11
NUMERICAL CHANGE	8,628	6.83	59	14	23.72	0	5	0	2	28	21	3
PERCENT CHANGE	121-	3.16+	26+	27+	27.51+	0	3-	0	9+	2+	10+	8+
	1.4-	46.3+	44.1+	192.9+	103.3+	0	60.0-		450.0+	7.1+	47.6+	266.7+
RURAL	7,797	10.90	85	41	48.23	0	2	0	11	30	31	11
NUMERICAL CHANGE	7,870	7.49	59	14	23.72	0	5	0	2	28	21	3
PERCENT CHANGE	73-	3.41+	26+	27+	24.51+	0	3-	0	9+	2+	10+	8+
	.9-	45.5+	44.1+	192.9+	103.3+	0	60.0-		450.0+	7.1+	47.6+	266.7+
SHERIFF	86	0.00	0	0	100.00	0	0	0	5	0	7	1
NUMERICAL CHANGE	85	0.00	0	0	.00	0	0	0	0	0	0	0
PERCENT CHANGE	13+	13+	13+	100.00+	M	0	0	0	5+	0	7+	1+
	M	M	M	M	M				M		M	M
STATE POLICE	72	28	38.88	0	0	0	2	0	6	30	24	10
NUMERICAL CHANGE	59	14	23.72	0	0	0	5	0	2	28	21	3
PERCENT CHANGE	13+	14+	15.16+	0	0	0	3-	0	4+	2+	3+	7+
	22.0+	100.0+	63.9+				60.0-		200.0+	7.1+	14.3+	233.3+
MUNICIPAL	710	.00	0	0	.00	0	0	0	0	0	0	0
NUMERICAL CHANGE	758	.00	0	0	.00	0	0	0	0	0	0	0
PERCENT CHANGE	48-	.00	0	0	.00	0	0	0	0	0	0	0
	6.3-											
GRANTSVILLE PD	710	.00	0	0	.00	0	0	0	0	0	0	0
NUMERICAL CHANGE	758	.00	0	0	.00	0	0	0	0	0	0	0
PERCENT CHANGE	48-	.00	0	0	.00	0	0	0	0	0	0	0
	6.3-											
CLAY CTY	11,369	10.37	118	45	38.13	0	0	3	18	50	38	9
NUMERICAL CHANGE	11,504	11.64	134	56	41.79	1	5	0	11	55	57	5
PERCENT CHANGE	135-	1.27-	16-	11-	3.66-	1-	5-	3+	7+	5-	19-	4+
	1.2-	10.9-	11.9-	19.6-	8.8-	M	M	M	63.6+	9.1-	33.3-	80.0+
RURAL	10,314	11.44	118	45	38.13	0	0	3	18	50	38	9
NUMERICAL CHANGE	10,532	12.72	134	56	41.79	1	5-	3+	11	55	57	5
PERCENT CHANGE	2.1-	1.28-	16-	11-	3.66-	M	M	M	63.6+	9.1-	33.3-	80.0+
	2.1-	10.1-	11.9-	19.6-	8.8-							
SHERIFF	86	0.00	0	0	.00	0	0	0	0	0	0	0
NUMERICAL CHANGE	85	0.00	0	0	.00	0	0	0	0	0	0	0
PERCENT CHANGE	118	10.1-	11.9-	19.6-	8.8-	0	0	0	0	0	0	0
	0	0	0	0	.00	0	0	0	0	0	0	0
	0	0	0	0	.00	0	0	0	0	0	0	0

PAGE 7  
WEST VIRGINIA U C R CRIME INDEX REPORT

IDENTIFIER	POPULATION	CRIME RATE	TOTAL OFFEN	PERCENT CLEARED	MURDER	RAPE	ROBBERY	FEL ASHLT	BREAK ENTER	LARCENY THEFT	M/V THEFT
STATE POLICE 86	118	45	38.13	0	0	3	18	50	38	9	
NUMERICAL CHANGE 85	134	56	41.79	1	5	0	11	55	57	5	
PERCENT CHANGE	16-	11-	3.66-	1-	5-	3+	7+	5-	19-	4+	
	11.9-	19.6-	8.8-				63.6+	9.1-	33.3-	80.0+	
MUNICIPAL 86	1,055	0	.00	0	0	0	0	0	0	0	
NUMERICAL CHANGE 85	972	0	.00	0	0	0	0	0	0	0	
PERCENT CHANGE	83+	0	.00	0	0	0	0	0	0	0	
	8.5+										
CLAY PD 86	1,055	0	.00	0	0	0	0	0	0	0	
NUMERICAL CHANGE 85	972	0	.00	0	0	0	0	0	0	0	
PERCENT CHANGE	83+	0	.00	0	0	0	0	0	0	0	
	8.5+										
DODDRIDGE CITY TOTAL 86	7,542	7.42	26.78	0	0	0	2	22	24	8	
NUMERICAL CHANGE 85	7,636	8.38	31.25	0	2	0	5	38	15	4	
PERCENT CHANGE	94-	9.6-	4.47-	0	2-	0	3-	16-	9+	4+	
	1.2-	11.5-	25.0-	0	0	0	60.0-	42.1-	60.0+	100.0+	
RURAL 86	6,515	8.28	27.77	0	0	0	2	22	24	6	
NUMERICAL CHANGE 85	6,583	9.11	28.33	0	2	0	5	36	13	4	
PERCENT CHANGE	68-	8.3-	2.56-	0	2-	0	3-	14-	11+	2+	
	1.0-	9.1-	11.8-	0	0	0	60.0-	38.9-	84.6+	50.0+	
SHERIFF 86	9	0	.00	0	0	0	0	6	2	1	
NUMERICAL CHANGE 85	15	3	20.00	0	0	0	0	13	2	0	
PERCENT CHANGE	40.0-	6-	20.00-	0	0	0	0	7-	0	1+	
								53.8-	.0		
STATE POLICE 86	45	15	33.33	0	0	0	2	16	22	5	
NUMERICAL CHANGE 85	45	14	31.11	0	2	0	5	23	11	4	
PERCENT CHANGE	.0	1+	2.22+	0	2-	0	3-	7-	11+	1+	
	.0	7.1+	7.1+				60.0-	30.6-	100.0+	25.0+	
MUNICIPAL 86	1,027	1.94	.00	0	0	0	0	0	0	2	
NUMERICAL CHANGE 85	1,053	3.79	75.00	0	0	0	0	2	2	0	
PERCENT CHANGE	2.5-	1.85-	75.00-	0	0	0	0	2-	2-	2+	
		48.8-	50.0-								
WEST UNION PD 86	1,027	1.94	.00	0	0	0	0	0	0	2	
NUMERICAL CHANGE 85	1,053	3.79	75.00	0	0	0	0	2	2	0	
PERCENT CHANGE	2.5-	1.85-	75.00-	0	0	0	0	2-	2-	2+	
		48.8-	50.0-								
FAYETTE CITY TOTAL 86	56,891	14.76	39.21	7	15	9	154	259	349	46	
NUMERICAL CHANGE 85	57,384	14.23	37.82	0	8	5	144	271	336	53	
PERCENT CHANGE	583-	3.7+	1.39+	7+	7+	4+	10+	12-	13+	13-	
	1.8-	2.7+	3.7+	0	87.5+	80.0+	6.9+	4.4-	3.9+	13.2-	

# PART I OFFENSES

IDENTIFIER	POPULATION	CRIME RATE	TOTAL OFFENSES	TOTAL CLEARED	PERCENT CLEARED	MURDER	RAPE	ROBBERY	FEL ASHLT	BREAK ENTER	LARCENY THEFT	M/V THEFT	PAGE 8	
													WEST VIRGINIA	U C R CRIME INDEX REPORT
RURAL	36,894	13.65	504	233	46.23	4	13	4	141	168	140	34		
NUMERICAL CHANGE	37,023	13.37	496	227	45.76	0	8	3	134	162	157	32		
PERCENT CHANGE	1.9-	2.1+	1.6+	2.6+	1.0+	M	62.5+	33.3+	5.2+	3.7+	10.8-	6.3+		
SHERIFF	86	370	182	49.18	2	10	1	136	120	84	17			
NUMERICAL CHANGE	85	301	157	52.15	0	4	2	127	86	74	8			
PERCENT CHANGE	69+	23+	23+	2.97-	M	150.0+	50.0-	7.1+	39.5+	13.5+	112.5+			
STATE POLICE	86	135	51	38.05	2	3	3	5	48	56	17			
NUMERICAL CHANGE	85	195	70	35.89	0	4	1	7	76	83	24			
PERCENT CHANGE	61-	19-	2.16+	2.16+	M	25.0-	200.0+	28.6-	28-	27-	29.2-			
MUNICIPAL	19,907	16.82	335	96	28.65	3	2	5	13	91	209	12		
NUMERICAL CHANGE	20,311	15.80	321	82	25.54	0	0	2	10	109	170	21		
PERCENT CHANGE	404-	1.02+	14+	5.11+	M	150.0+	30.0+	30.0+	16.5-	16.8+	42.9-			
ANSTED PD	1,899	10.00	19	7	36.84	0	0	0	1	7	10	1		
NUMERICAL CHANGE	1,890	10.05	19	4	21.05	0	0	0	2	5	10	2		
PERCENT CHANGE	9+	.05-	0	3	15.79+	0	0	0	1-	2+	0	1-		
FAYETTEVILLE PD	2,318	2.15	5	3	60.00	0	0	0	1	3	1	0		
NUMERICAL CHANGE	2,261	3.09	7	1	14.28	0	0	0	1	5	1	0		
PERCENT CHANGE	57+	.94-	2-	2+	45.72+	M	150.0+	30.0+	40.0-	40.0-	0	0		
MONTGOMERY PD	2,868	24.22	69	18	26.08	2	1	1	2	18	42	3		
NUMERICAL CHANGE	2,974	30.93	92	27	29.34	0	0	1	2	21	64	4		
PERCENT CHANGE	128-	6.71-	25-	3-	3.26-	M	150.0+	30.0+	0	3-	22-	1-		
MOUNT HOPE PD	2,004	26.44	53	12	22.64	0	1	2	2	19	29	0		
NUMERICAL CHANGE	1,876	43.17	81	20	24.69	0	1+	2+	3	17	37	4		
PERCENT CHANGE	128+	16.73-	28-	8-	2.05-	M	150.0+	30.0+	33.3-	48.0-	21.6-	M		
OAK HILL PD	6,892	20.74	143	43	30.06	0	0	2	1	28	104	8		
NUMERICAL CHANGE	7,118	13.34	95	26	27.36	0	0	0	0	33	56	6		
PERCENT CHANGE	226-	7.40+	48+	17+	2.70+	M	150.0+	30.0+	20.0-	20.0-	92.6+	33.3+		
MEADOW BRIDGE PD	504	.00	0	0	.00	0	0	0	0	0	0	0		
NUMERICAL CHANGE	541	.00	0	0	.00	0	0	0	0	0	0	0		
PERCENT CHANGE	37-	.00	0	0	.00	M	150.0+	30.0+	33.3-	48.0-	21.6-	M		
SMITHERS PD	1,269	14.41	18	2	11.11	1	0	0	2	11	4	0		
NUMERICAL CHANGE	1,385	12.27	17	2	11.76	0	0	0	3	3	6	2		
PERCENT CHANGE	136-	2.14+	1+	0	0.65-	M	150.0+	30.0+	33.3-	266.7+	33.3-	M		
	9.8-	17.4+	5.9+	.0	5.5-									

PAGE 9  
WEST VIRGINIA U C R CRIME INDEX REPORT

IDENTIFIER	POPULATION	CRIME RATE	TOTAL OFFEN	TOTAL CLEARED	PERCENT CLEARED	MURDER	RAPE	ROBBERY	FEL ASST	BREAK ENTER	LARCENY THEFT	M/V THEFT
PAX PD	264	3.78	1	0	.00	0	0	0	0	0	1	0
NUMERICAL CHANGE	240	.00	0	0	.00	0	0	0	0	0	0	0
PERCENT CHANGE	29+	3.78+	1+	0	.00	0	0	0	0	0	1+	0
	10.0+	.0	*								*	
W VA TECH SECURITY	900	15.55	14	5	35.71	0	0	0	0	0	16	0
NUMERICAL CHANGE	900	11.11	10	2	20.00	0	0	0	0	3	7	0
PERCENT CHANGE	0	4.44+	4+	3+	15.71+	0	0	0	0	3-	7+	0
	.0	40.0+	40.0+	150.0+	78.6+					*	100.0+	
GAULEY BRIDGE PD	1,029	12.63	13	6	46.15	0	0	0	4	5	4	0
NUMERICAL CHANGE	1,126	.00	0	0	.00	0	0	0	0	0	0	0
PERCENT CHANGE	97-	12.63+	13+	6+	46.15+	0	0	0	4+	5+	4+	0
	8.6-	.0	*						*	*	*	
GILMER CTY TOTAL	8,382	8.47	71	8	11.26	0	0	2	3	26	36	4
NUMERICAL CHANGE	8,430	12.21	103	26	25.24	0	0	0	4	38	59	2
PERCENT CHANGE	48-	3.74-	32-	18-	13.98-	0	0	2+	1-	12-	23-	2+
	.6-	30.6-	31.1-	69.2-	59.4-			*	25.0-	31.6-	39.0-	100.0+
RURAL	5,564	4.67	26	4	15.38	0	0	0	2	9	14	1
NUMERICAL CHANGE	5,477	6.75	37	4	10.81	0	0	0	1	22	13	1
PERCENT CHANGE	87+	2.08-	11-	0	4.57+	0	0	0	1+	13-	1+	0
	1.6+	30.8-	29.7-	.0	42.3+				100.0+	59.1-	7.7+	.0
SHERIFF	86		6	1	16.66	0	0	0	0	3	2	1
NUMERICAL CHANGE	85		18	1	5.55	0	0	0	1	7	9	1
PERCENT CHANGE			12-	0	11.11+	0	0	0	1-	4-	7-	0
			66.7-	.0	200.2+				*	57.1-	77.8-	.0
STATE POLICE	86		20	3	15.00	0	0	0	2	6	12	0
NUMERICAL CHANGE	85		19	3	15.78	0	0	0	0	15	4	0
PERCENT CHANGE			1+	0	7.8-	0	0	0	2+	9-	8+	0
			5.3+	.0	4.9-				*	60.0-	200.0+	
MUNICIPAL	2,818	15.96	45	4	8.88	0	0	2	1	17	22	3
NUMERICAL CHANGE	2,953	22.34	66	22	33.33	0	0	0	3	16	46	1
PERCENT CHANGE	135-	6.38-	21-	18-	24.45-	0	0	2+	2-	1+	24-	2+
	4.6-	28.6-	31.8-	81.8-	73.4-			*	66.7-	6.3+	52.2-	200.0+
GLENVILLE PD	2,218	17.13	38	4	10.52	0	0	2	1	15	17	3
NUMERICAL CHANGE	2,333	21.43	50	16	32.00	0	0	0	3	8	38	1
PERCENT CHANGE	115-	4.30-	12-	12-	21.48-	0	0	2+	0	7+	21-	2+
	4.9-	20.1-	24.0-	75.0-	67.1-			*	66.7-	87.5+	55.3-	200.0+
GLENVILLE ST SECURITY	600	11.66	7	0	11.00	0	0	0	0	2	5	0
NUMERICAL CHANGE	620	25.80	16	6	37.50	0	0	0	0	8	8	0
PERCENT CHANGE	20-	14.14-	9-	6-	37.50-	0	0	0	0	6-	3-	0
	3.2-	54.8-	56.3-	*						75.0-	37.5-	

PART I OFFENSES

# PART I OFFENSES

PAGE 10  
WEST VIRGINIA U C R CRIME INDEX REPORT

IDENTIFIER	POPULATION	CRIME RATE	TOTAL OFFENSES	TOTAL PERCENT CLEARED	MURDER	RAPE	ROBBERY	FEL ASSLT	BREAK ENTER	LARCENY THEFT	MV THEFT
GRANT CTY	10,425	3.93	41	9.75	0	0	2	1	27	9	2
	10,513	4.47	47	25.53	0	4	1	3	12	21	6
	88-	5.54	6-	15.78-	0	4-	1+	2-	15+	12-	4-
	.8-	12.1-	12.8-	66.7-	61.8-	M	100.0+	66.7-	125.0+	57.1-	66.7-
	7,940	3.52	28	14.28	0	0	2	1	18	5	3
	7,909	4.17	33	30.30	0	4	1	2	8	13	5
	.4+	.65-	5-	16.02-	0	4-	1+	1-	10+	8-	3-
	15.6-	15.2-	60.0-	52.9-		M	100.0+	50.0-	125.0+	61.5-	60.0-
SHERIFF	86	9	2	22.22	0	0	1	0	6	1	1
	85	11	4	36.36	0	2	1	1	0	5	1
	18.2-	16.2-	50.0-	38.9-	0	2-	1+	1-	6+	4-	2-
	19	2	10.52	0	0	0	1	1	12	4	1
	22	6	27.27	0	2-	0	0	1	8	8	2
	3-	4-	16.75-	0	2-	0	0	0	4+	4-	1-
	13.6-	13.6-	66.7-	61.4-	M	M	.0	.0	50.0+	50.0-	50.0-
MUNICIPAL	2,485	5.23	13	.00	0	0	0	0	9	4	0
	2,604	5.37	14	14.28	0	0	0	1	4	8	1
	119-	2.14-	1-	14.28-	0	0	0	1-	5+	4-	1-
	4.6-	2.6-	7.1-	M	M	M	M	M	125.0+	50.0-	M
PETERSBURG PD	1,966	6.61	13	.00	0	0	0	0	9	4	0
	2,075	6.26	13	15.38	0	0	0	0	5	8	1
	111-	.35+	0	15.38-	0	0	0	0	5+	4-	1-
	5.3-	5.6+	.0	M	M	M	M	M	125.0+	50.0-	M
BAYARD PD	521	.00	0	.00	0	0	0	0	0	0	0
	529	1.89	1	.00	0	0	0	1	0	0	0
	.8-	1.89-	1-	.00	0	0	0	0	0	0	0
	1.5-	.0	M	M	M	M	M	M	M	M	M
GREENBRIER CTY TOTAL	34,999	9.08	318	35.84	5	2	1	15	126	141	28
	35,315	6.68	236	21.18	0	1	2	8	133	83	9
	316-	2.40+	82+	14.66+	5+	1+	1-	7+	57-	58+	19+
	.9-	35.9+	34.7+	128.0+	M	100.0+	50.0-	87.5+	5.3-	69.9+	211.1+
	22,977	10.31	237	26.27	6	2	1	11	86	116	17
	23,150	8.20	190	19.47	0	1	1	3	111	66	7
	173-	2.11+	47+	8.80+	4+	1+	1-	8+	25-	50+	10+
	.7-	25.7+	24.7+	45.2+	M	100.0+	50.0-	266.7+	22.5-	75.8+	142.9+
SHERIFF	86	99	16	16.16	2	0	0	0	43	47	7
	85	84	1	1.19	0	0	1	0	73	10	0
	15+	15+	15+	14.97+	2+	0	1-	0	30-	37+	7+
	17.9+	17.9+	1500.0+	1258.0+	M	M	M	M	41.1-	370.0+	M

IDENTIFIER	POPULATION	CRIME RATE	TOTAL OFFENSES	TOTAL CLEARED	PERCENT CLEARED	MURDER	RAPE	ROBBERY	FEL ASHLT	BREAK ENTER	LARCENY THEFT	M/V THEFT
STATE POLICE 86	138	51	36.95	2	1	11	43	69	10			
NUMERICAL CHANGE 85	106	36	33.96	0	1	3	38	56	7			
PERCENT CHANGE	32+	15+	2.99+	2+	1+	8+	5+	13+	3+			
	30.2+	41.7+	8.8+	100.0+	0	266.7+	13.2+	23.2+	42.9+			
MUNICIPAL 86	12,022	6.73	81	47	58.02	1	0	0	4	40	25	11
NUMERICAL CHANGE 85	12,165	3.78	46	13	28.26	0	0	0	5	22	17	2
PERCENT CHANGE	143-	2.95+	35+	36+	29.76+	1+	0	0	1-	18+	8+	9+
	1.2-	78.0+	76.1+	261.5+	105.3+	1	0	0	20.0-	81.8+	47.1+	450.0+
LEWISBURG PD 86	2,918	6.16	18	17	94.44	0	0	0	0	10	2	6
NUMERICAL CHANGE 85	2,975	4.70	14	8	57.14	0	0	0	4	7	2	1
PERCENT CHANGE	57-	1.46+	4+	9+	37.30+	0	0	0	4-	3+	0	5+
	1.9-	31.1+	28.6+	112.5+	65.3+	0	0	0	1	42.9+	0	500.0+
RAINELLE PD 86	1,888	6.88	13	0	.00	0	0	0	0	6	7	0
NUMERICAL CHANGE 85	1,897	8.96	17	0	.00	0	0	0	0	5	12	0
PERCENT CHANGE	9-	2.08-	4-	0	.00	0	0	0	0	1+	5-	0
	.5-	23.2-	23.5-							20.0+	41.7-	
RONCEVERTE PD 86	2,295	16.55	38	26	68.42	0	0	0	4	16	15	3
NUMERICAL CHANGE 85	2,233	12.20	5	2	48.00	0	0	0	1	3	0	1
PERCENT CHANGE	32+	14.35+	33+	24+	28.42+	0	0	0	3+	13+	15+	2+
	1.4+	652.3+	660.0+	1200.0+	71.1+	0	0	0	300.0+	433.3+	200.0+	0+
WHITE SULPHUR SPRINGS PD 86	3,231	3.71	12	4	33.33	1	0	0	0	8	1	2
NUMERICAL CHANGE 85	3,248	3.07	10	3	30.00	0	0	0	0	7	3	0
PERCENT CHANGE	17-	.64+	2+	1+	3.33+	1+	0	0	0	1+	2-	2+
	.5-	20.8+	20.0+	33.3+	11.1+	1	0	0	0	14.3+	66.7-	1
QUINWOOD PD 86	425	.00	0	0	.00	0	0	0	0	0	0	0
NUMERICAL CHANGE 85	439	.00	0	0	.00	0	0	0	0	0	0	0
PERCENT CHANGE	14-	.00	0	0	.00	0	0	0	0	0	0	0
	3.2-											
RUPERT PD 86	1,265	.00	0	0	.00	0	0	0	0	0	0	0
NUMERICAL CHANGE 85	1,343	.00	0	0	.00	0	0	0	0	0	0	0
PERCENT CHANGE	78-	.00	0	0	.00	0	0	0	0	0	0	0
	5.8-											
HAMPSHIRE CTY TOTAL	15,548	12.47	196	51	26.28	0	1	3	17	102	62	9
NUMERICAL CHANGE 85	15,670	12.25	182	51	26.56	0	1	3	8	93	78	9
PERCENT CHANGE	122-	.22+	2+	0	.28-	0	0	0	9+	9+	16-	0
	.6-	1.8+	1.0+	.0	1.1-	0	0	0	112.5+	9.7+	20.5-	0
RURAL	13,606	13.15	179	50	27.93	0	1	3	17	95	55	8
NUMERICAL CHANGE 85	13,650	13.62	186	48	25.80	0	1	3	8	91	75	8
PERCENT CHANGE	44-	3.5-	3.8-	4.2+	8.3+	0	0	0	9+	4+	20-	0
	.3-								112.5+	4.4+	26.7-	0

PART I OFFENSES

# PART I OFFENSES

PAGE 12 WEST VIRGINIA U C R CRIME INDEX REPORT												
IDENTIFIER	POPULATION	CRIME RATE	TOTAL OFFEN	TOTAL CLEARED	PERCENT CLEARED	MURDER	RAPE	ROBBERY	FEL ASHLT	BREAK ENTER	LARCENY THEFT	M/V THEFT
SHERIFF 86	79	24	30.37	0	0	0	0	0	12	39	30	2
NUMERICAL CHANGE 85	62	14	22.58	0	0	0	0	0	5	24	32	1
PERCENT CHANGE	17+	10+	7.79+	0	0	0	0	0	7+	11+	2-	1+
	27.4+	71.4+	34.5+						140.0+	45.8+	6.3-	100.0+
STATE POLICE 86	100	36	26.00	0	1	3	5	60	25	25	6	6
NUMERICAL CHANGE 85	124	34	27.41	0	1	3	3	67	43	43	7	7
PERCENT CHANGE	24-	8-	1.41-	0	0	0	0	66.2+	7-	18-	1-	1-
	19.4-	23.5-	5.1-					10.4-	10.4-	41.9-	14.3-	
MUNICIPAL 86	1,942	7.72	15	1	6.66	0	0	0	0	7	7	1
NUMERICAL CHANGE 85	2,020	2.97	6	3	50.00	0	0	0	0	2	3	1
PERCENT CHANGE	78-	4.75+	9+	2-	43.34-	0	0	0	0	5+	4+	0
	3.9-	159.9+	150.0+	66.7-	86.7-				250.0+	133.3+		.0
ROMNEY PD 86	1,942	7.72	15	1	6.66	0	0	0	0	7	7	1
NUMERICAL CHANGE 85	2,020	2.97	6	3	50.00	0	0	0	0	2	3	1
PERCENT CHANGE	78-	4.75+	9+	2-	43.34-	0	0	0	0	5+	4+	0
	3.9-	159.9+	150.0+	66.7-	86.7-				250.0+	133.3+		.0
HANCOCK CITY TOTAL	42,822	11.09	475	33	6.94	1	6	19	166	223	59	59
NUMERICAL CHANGE 85	43,310	9.73	422	57	13.50	1	8	10	15	131	208	49
PERCENT CHANGE	488-	1.36+	53+	24-	6.56-	0	7-	4-	4+	35+	15+	10+
	1.1-	14.0+	12.6+	42.1-	48.6-	.0	87.3-	40.0-	26.7+	26.7+	7.2+	20.4+
RURAL 86	14,478	11.32	164	11	6.70	0	0	0	7	65	66	26
NUMERICAL CHANGE 85	14,277	9.73	139	11	7.91	1	7	1	2	51	57	20
PERCENT CHANGE	201+	1.59+	25+	0	1.21-	1-	7-	1-	5+	14+	9+	6+
	1.4+	16.3+	18.0+	.0	15.3-				250.0+	27.5+	15.8+	30.0+
SHERIFF 86	163	11	6.74	0	0	0	0	0	7	64	66	26
NUMERICAL CHANGE 85	137	10	7.29	1-	7-	1	1	2	2	50	56	20
PERCENT CHANGE	26+	1+	55-	1-	7-	1-	1-	5+	14+	10+	6+	6+
	19.0+	10.0+	7.5-					250.0+	28.0+	17.9+	30.0+	
STATE POLICE 86	1	0	.00	0	0	0	0	0	0	1	0	0
NUMERICAL CHANGE 85	2	1	50.00	0	0	0	0	0	0	1	1	0
PERCENT CHANGE	1-	1-	50.00-	0	0	0	0	0	0	0	1-	0
	50.0-									.0		
MUNICIPAL 86	28,346	10.97	311	22	7.07	1	6	12	101	157	33	33
NUMERICAL CHANGE 85	29,033	9.74	283	46	16.25	0	1	13	80	151	29	29
PERCENT CHANGE	689-	1.23+	28+	24-	9.18-	1+	0	3-	21+	6+	4+	4+
	2.4-	12.6+	9.9+	52.2-	56.5-		.0	33.3-	7.7-	26.3+	4.0+	13.8+
CHESTER PD 86	3,188	10.66	34	0	.00	0	0	0	0	11	19	4
NUMERICAL CHANGE 85	3,232	9.59	31	1	3.22	0	0	1	0	3	21	6
PERCENT CHANGE	44-	1.07+	3+	1-	3.22-	0	0	1-	0	8+	2-	2-
	1.4-	11.2+	9.7+						266.7+	9.5-	33.3-	



PAGE 13  
WEST VIRGINIA U C R CRIME INDEX REPORT

IDENTIFIER	POPULATION	CRIME RATE	TOTAL OFFEN	PERCENT CLEARED	MURDER	RAPE	ROBBERY	FEL ASST	BREAK ENTER	LARCENY THEFT	M/V THEFT
WEIRTON PD	23,483	11.41	268	21	7.83	1	6	12	83	136	29
NUMERICAL CHANGE	24,131	9.94	240	42	17.50	0	1	12	70	127	22
PERCENT CHANGE	2.7-	14.8+	11.7+	50.0-	55.3-	1+	0	0	13+	9+	7+
						0	25.0-	0	18.6+	7.1+	31.8+
NEW CUMBERLAND PD	1,673	5.37	9	1	11.11	0	0	0	7	2	0
NUMERICAL CHANGE	1,670	7.18	12	3	25.00	0	0	1	7	3	1-
PERCENT CHANGE	3+	1.81-	3-	2-	13.89-	0	0	1-	0	1-	1-
	.2+	25.2-	25.0-	66.7-	55.6-	0	0	0	0	33.3-	0
HARDY CTY	10,428	7.19	75	21	28.00	1	0	2	43	24	5
NUMERICAL CHANGE	10,513	5.70	60	16	26.66	1	5	3	27	22	2
PERCENT CHANGE	8-	1.49+	15+	5+	1.34+	0	5-	0	16+	2+	3+
	.8-	26.1+	25.0+	31.3+	5.0+	0	0	33.3-	59.3+	9.1+	150.0+
RURAL	7,941	8.05	66	20	31.25	1	0	1	39	18	5
NUMERICAL CHANGE	8,087	6.18	50	10	20.00	1	5	2	21	19	2
PERCENT CHANGE	1.8-	30.3+	28.0+	100.0+	56.3+	0	0	50.0-	85.7+	5.3-	150.0+
SHERIFF	86	17	7	41.17	0	0	0	0	14	2	1
NUMERICAL CHANGE	85	13	2	15.38	0	0	0	0	8	5	0
PERCENT CHANGE		4+	5+	25.79+	0	0	0	0	6+	3-	1+
		30.8+	250.0+	167.7+	0	0	0	0	75.0+	60.0-	0
STATE POLICE	86	47	13	27.65	1	0	0	1	25	16	4
NUMERICAL CHANGE	85	37	8	21.62	1	5	0	2	13	14	2
PERCENT CHANGE		10+	5+	6.03+	0	5-	0	1-	12+	2+	2+
		27.0+	62.5+	27.9+	0	0	0	50.0-	92.3+	14.3+	100.0+
MUNICIPAL	2,487	4.42	11	1	9.09	0	0	1	4	6	0
NUMERICAL CHANGE	2,426	4.12	10	6	60.00	0	0	1	6	3	0
PERCENT CHANGE	61+	1.30+	1+	5-	84.91-	0	0	0	2-	3+	0
	2.5+	7.3+	10.0+	83.3-	0	0	0	0	33.3-	100.0+	0
MOOREFIELD PD	2,248	4.89	11	1	9.09	0	0	1	4	6	0
NUMERICAL CHANGE	2,192	3.66	8	4	50.00	0	0	1	5	2	0
PERCENT CHANGE	56+	1.25+	3+	3-	40.91-	0	0	0	2-	4+	0
	2.6+	34.3+	37.5+	75.0-	81.8-	0	0	0	20.0-	200.0+	0
WARDENSVILLE PD	86	.00	0	0	100.00	0	0	0	0	0	0
NUMERICAL CHANGE	85	8.54	2	2	100.00	0	0	0	1	1	0
PERCENT CHANGE	2.1+	8.54-	2-	100.00-	0	0	0	0	1-	1-	0
		.0	0	0	0	0	0	0	0	0	0
HARRISON CTY	76,498	28.96	1604	618	38.52	4	22	19	319	1070	114
NUMERICAL CHANGE	77,158	21.77	1680	549	32.67	1	8	22	414	1036	127
PERCENT CHANGE	660-	.81-	76-	69+	5.85+	3+	14+	3-	95-	34+	13-
	.9-	3.7-	4.5-	12.6+	17.9+	300.0+	175.0+	13.6-	22.2-	22.9-	3.3+
											10.2-

PART I OFFENSES

# PART I OFFENSES

PAGE 14 WEST VIRGINIA U C R CRIME INDEX REPORT													
IDENTIFIER	POPULATION	CRIME RATE	TOTAL OFFEN	TOTAL CLEARED	PERCENT CLEARED	MURDER	RAPE	ROBBERY	FEL ASHLT	BREAK ENTER	LARCENY THEFT	M/V THEFT	
RURAL	36,334	11.33	412	85	20.63	4	12	4	25	153	164	50	
NUMERICAL CHANGE	35,962	11.92	429	62	19.45	1	8	5	15	152	148	57	
PERCENT CHANGE	1.0+	4.9-	4.0-	37.1+	42.8+	300.0+	50.0+	20.0-	66.7+	1.3-	12.8-	12.3-	
SHERIFF	260	260	42	16.15	1	10	3	15	74	129	129	28	
NUMERICAL CHANGE	266	266	27	10.15	0	1	5	4	88	133	133	35	
PERCENT CHANGE	2.3-	6-	15+	6.00+	1+	9+	2-	11+	14-	4-	3.0-	20.0-	
STATE POLICE	152	152	43	28.28	3	2	1	10	79	35	35	22	
NUMERICAL CHANGE	143	143	35	21.47	1	7	0	11	67	55	55	22	
PERCENT CHANGE	6.7-	8+	22.9+	31.7+	200.0+	71.4-	1+	9.1-	12+	20-	36.4-	0	
MUNICIPAL	40,164	29.66	1192	533	44.71	0	10	15	31	166	906	64	
NUMERICAL CHANGE	41,196	30.36	1251	487	38.92	0	0	17	57	259	848	70	
PERCENT CHANGE	2.5-	2.3-	4.7-	9.4+	14.9+	0	10+	11.8-	26-	93-	58+	6-	
BRIDGEPORT PD	6,532	62.15	406	249	61.33	0	1	7	6	28	350	14	
NUMERICAL CHANGE	6,362	55.82	365	209	57.26	0	0	0	0	38	304	20	
PERCENT CHANGE	6.53+	11.7+	11.2+	19.1+	7.1+	0	1+	133.3+	6+	10-	15.1+	30.0-	
CLARKSBURG PD	21,014	27.92	587	190	32.35	0	7	7	21	94	416	42	
NUMERICAL CHANGE	21,828	34.58	758	236	31.25	0	0	13	53	182	465	42	
PERCENT CHANGE	3.7-	19.3-	22.3-	19.3-	3.6+	0	7+	6-	32-	88-	49-	0	
SALEM PD	2,319	18.65	47	12	25.53	0	1	0	3	21	21	1	
NUMERICAL CHANGE	2,506	16.88	44	22	50.00	0	0	0	3	13	25	3	
PERCENT CHANGE	3.3-	10.5+	6.8+	45.5-	48.9-	0	1+	0	0	8+	4-	2-	
SHINNISTON PD	2,931	4.43	13	3	23.07	0	0	1	0	1	11	0	
NUMERICAL CHANGE	3,000	66	2	100.00	0	0	1	0	0	1	13+	0	
PERCENT CHANGE	2.3-	571.2+	550.0+	50.0+	76.9-	0	0	0	0	0	13+	0	
STONEMOOD PD	2,117	10.39	22	0	.00	0	0	0	0	12	10	0	
NUMERICAL CHANGE	2,080	12.01	25	0	.00	0	0	0	0	0	13	3	
PERCENT CHANGE	1.8+	13.5-	12.0-	33.3-	0	0	0	0	0	33.3+	23.1-	1+	
ANMOORE PD	924	9.74	9	3	33.33	0	0	0	0	5	1	3	
NUMERICAL CHANGE	885	2.25	2	1	50.00	0	0	0	0	2	0	0	
PERCENT CHANGE	4.4+	332.9+	350.0+	200.0+	33.3-	0	0	0	0	150.0+	1+	3+	
MUTTER FORT PD	1,917	53.72	103	72	69.90	0	1	0	0	2	97	2	
NUMERICAL CHANGE	2,036	26.98	55	15	27.27	0	0	0	1	13	39	2	
PERCENT CHANGE	5.9-	99.1+	87.3+	380.0+	156.3+	0	1+	0	1-	11-	58+	1+	

PAGE 15  
WEST VIRGINIA U C R CRIME INDEX REPORT

IDENTIFIER	POPULATION	CRIME RATE	TOTAL OFFEN	TOTAL CLEARED	PERCENT CLEARED	MURDER	RAPE	ROBBERY	FEL ASST	BREAK ENTER	LARCENY THEFT	M/V THEFT
LUMBERPORT PD	931	5.37	5	4	80.00	0	0	0	1	3	0	1
NUMERICAL CHANGE	980	3.06	3	2	66.66	0	0	0	0	1	2	0
PERCENT CHANGE	49-	2.31+	2+	2+	13.34+	0	0	0	1+	2+	2-	1+
	5.0-	75.5+	66.7+	100.0+	20.0+				*	200.0+	*	*
LOST CREEK PD	729	.00	0	0	.00	0	0	0	0	0	0	0
NUMERICAL CHANGE	667	.00	0	0	.00	0	0	0	0	0	0	0
PERCENT CHANGE	62+	.00	0	0	.00	0	0	0	0	0	0	0
WEST MILFORD PD	550	.00	0	0	.00	0	0	0	0	0	0	0
NUMERICAL CHANGE	550	.00	0	0	.00	0	0	0	0	0	0	0
PERCENT CHANGE	.0	.00	0	0	.00	0	0	0	0	0	0	0
JACKSON CTY TOTAL	25,734	8.62	222	78	35.13	0	0	0	5	40	144	33
NUMERICAL CHANGE	25,984	10.35	269	112	41.63	1	3	2	8	76	158	21
PERCENT CHANGE	250-	1.73-	47-	34-	6.50-	1-	3-	2-	3-	36-	14-	12+
	1.0-	16.7-	17.5-	30.4-	15.6-	*	*	*	37.5-	47.4-	8.9-	57.1+
RURAL	18,684	5.88	110	31	28.18	0	0	0	3	27	55	25
NUMERICAL CHANGE	18,596	7.52	140	68	48.57	1	3	2	6	49	65	14
PERCENT CHANGE	.5+	21.8-	21.4-	54.4-	42.0-	1-	3-	2-	3-	22-	10-	11+
SHERIFF	68	19	27.94	0	0	0	0	0	2	18	38	10
NUMERICAL CHANGE	80	24	30.00	0	0	0	0	0	1	29	31	10
PERCENT CHANGE	12-	2.06-	5-	2.06-	6.9-	0	3-	1-	4-	11-	7+	0
	15.0-	20.8-	6.9-						66.7-	37.9-	22.6+	.0
STATE POLICE	42	12	28.57	0	0	0	0	0	1	9	17	15
NUMERICAL CHANGE	60	44	73.33	1	0	0	0	0	0	20	34	4
PERCENT CHANGE	18-	32-	44.76-	1-	0	0	0	0	1+	11-	17-	11+
	30.0-	72.7-	61.0-						*	55.0-	50.0-	275.0+
MUNICIPAL	7,050	15.88	112	47	41.96	0	0	0	2	13	89	8
NUMERICAL CHANGE	7,388	17.46	129	44	34.10	0	0	0	2	27	93	7
PERCENT CHANGE	338-	1.58-	17-	3+	7.86+	0	0	0	0	14-	4-	1+
	4.6-	9.0-	13.2-	6.8+	23.0+				.0	51.9-	4.3-	14.3+
RAVENSHOOD PD	3,741	13.09	49	33	67.34	0	0	0	0	5	39	5
NUMERICAL CHANGE	3,957	12.38	49	24	48.97	0	0	0	0	12	35	1
PERCENT CHANGE	216-	.71+	0	9+	16.37+	0	0	0	1-	7-	4+	4+
	5.9-	5.7+	.0	37.5+					*	58.3-	11.4+	400.0+
RIPLEY PD	3,309	19.03	63	14	22.22	0	0	0	2	8	50	3
NUMERICAL CHANGE	3,431	23.31	80	20	25.00	0	0	0	1	15	58	6
PERCENT CHANGE	122-	4.28-	17-	6-	2.78-	0	0	0	1+	7-	8-	3-
	3.6-	18.4-	21.3-	30.0-	11.1-				100.0+	46.7-	13.8-	50.0-

# PART I OFFENSES

PAGE 16  
WEST VIRGINIA U C R CRIME INDEX REPORT

IDENTIFIER	POPULATION	CRIME RATE	TOTAL OFFEN	TOTAL CLEARED	PERCENT CLEARED	MURDER	RAPE	ROBBERY	FEL ASSET	BREAK ENTER	LARCENY THEFT	M/V THEFT
JEFFERSON CTY TOTAL	31,637	25.69	813	312	38.37	3	6	16	40	275	422	51
NUMERICAL CHANGE	31,934	29.08	929	300	32.29	1	1	16	59	319	481	52
PERCENT CHANGE	9-	11.7-	12.9-	4.0+	18.8+	200.0+	500.0+	.0	32.2-	13.8-	12.3-	1.9-
RURAL	23,864	19.69	470	188	40.00	3	4	4	20	223	175	41
NUMERICAL CHANGE	24,310	19.06	463	172	37.14	0	0	0	22	197	209	34
PERCENT CHANGE	446-	3.4+	1.5+	9.3+	7.7+	3+	4+	4-	2-	26+	34-	16+
SHERIFF	86	47	17	36.17	0	3	0	0	12	15	13	4
NUMERICAL CHANGE	85	69	20	28.98	0	0	0	0	15	16	35	3
PERCENT CHANGE	31.9-	22-	3-	7.19+	0	3+	0	0	3-	1-	22-	1+
STATE POLICE	86	423	171	40.62	3	1	4	8	200	162	37	24
NUMERICAL CHANGE	85	394	152	38.57	0	0	0	7	181	174	24	27
PERCENT CHANGE	29+	1.85+	19+	1.85+	3+	1+	4-	1+	27+	12-	13+	13+
MUNICIPAL	7,773	44.12	343	124	36.15	0	2	12	20	52	247	19
NUMERICAL CHANGE	85	61.12	466	128	27.46	1	1	8	37	122	272	25
PERCENT CHANGE	2.0+	17.00-	123-	4-	8.69+	1-	1+	4+	17-	70-	25-	15-
CHARLES TOWN PD	2,922	76.31	223	101	45.29	0	1	12	16	35	152	7
NUMERICAL CHANGE	85	113.34	316	108	34.17	1	1	5	33	68	193	16
PERCENT CHANGE	4.8+	37.03-	93-	6.5-	32.5+	1-	1+	7+	17-	33-	41-	19-
SHEPHERDSTOWN PD	1,976	12.25	23	1	4.34	0	0	0	1	4	17	1
NUMERICAL CHANGE	85	9.20	18	2	11.11	0	0	0	3	11	3	1
PERCENT CHANGE	4.0-	33.2+	5+	1-	6.77-	0	0	0	2-	7-	14+	0
RANSON PD	2,616	25.22	66	5	7.57	0	0	0	0	9	55	2
NUMERICAL CHANGE	85	37.56	95	9	9.47	0	0	1	0	27	59	8
PERCENT CHANGE	3.4+	12.34-	29-	4-	1.90-	0	0	1-	0	16-	4-	6-
HARPERS FERRY PD	359	86.35	31	17	54.83	0	1	0	3	4	23	0
NUMERICAL CHANGE	85	105.11	37	9	24.32	0	1	2	1	16	17	0
PERCENT CHANGE	2.0+	18.76-	6-	8+	30.51+	0	.0	2-	2+	12-	6+	0
KANAWHA CTY TOTAL	223,367	45.02	10075	2317	23.00	10	79	245	361	2340	6429	609
NUMERICAL CHANGE	85	41.65	9402	2106	22.39	11	67	247	433	2083	5902	679
PERCENT CHANGE	1,939-	3.37+	671+	211+	61+	1-	12+	2-	52-	257+	527+	70-
NUMERICAL CHANGE	85	8.1+	7.1+	10.0+	2.7+	9.1-	17.9+	8-	12.6-	12.3+	8.9+	10.3-
PERCENT CHANGE	9-	8.1+	7.1+	10.0+	2.7+	9.1-	17.9+	8-	12.6-	12.3+	8.9+	10.3-

PAGE 17  
WEST VIRGINIA U C R CRIME INDEX REPORT

IDENTIFIER	POPULATION	CRIME RATE	TOTAL OFFEN	TOTAL CLEARED	PERCENT CLEARED	MURDER	RAPE	ROBBERY	FEL ASST	BREAK ENTER	LARCENY THEFT	M/V THEFT
RURAL	108,959	14.08	1536	461	30.01	6	19	30	83	524	714	160
NUMERICAL CHANGE	106,901	15.24	1631	523	32.06	5	30	29	112	502	753	200
PERCENT CHANGE	2,058+	1.16-	95-	62-	2.05-	1+	11-	1+	29-	22+	39-	40-
	1.9+	7.6-	5.8-	11.9-	6.4-	20.0+	36.7-	3.4+	25.9-	4.4+	5.2-	20.0-
SHERIFF												
NUMERICAL CHANGE	86		600	144	24.00	5	3	13	55	159	313	52
PERCENT CHANGE	85		611	198	32.40	3	4	11	59	133	315	86
			11-	54-	8.40-	2+	1-	2+	4-	26+	2-	34-
			1.8-	27.3-	25.9-	66.7+	25.0-	18.2+	6.8-	19.5+	.6-	39.5-
STATE POLICE												
NUMERICAL CHANGE	86		936	317	33.86	1	16	17	28	365	401	108
PERCENT CHANGE	85		1020	325	31.86	2	26	18	53	369	438	114
			84-	8-	2.00+	1-	10-	1-	25-	4-	37-	6-
			8.2-	2.5-	6.3+	50.0-	38.5-	5.6-	47.2-	1.1-	8.4-	5.3-
MUNICIPAL												
NUMERICAL CHANGE	114,408	74.61	8537	1856	21.74	4	60	215	278	1816	5715	449
PERCENT CHANGE	118,405	65.58	7771	1583	20.37	6	37	216	301	1581	5149	479
	3,997-	9.03+	766+	273+	1.37+	2-	23+	3-	23-	235+	566+	30-
	3.4-	13.8+	9.9+	17.2+	6.7+	33.3-	62.2+	1.4-	7.6-	14.9+	11.0+	6.3-
BELLE PD												
NUMERICAL CHANGE	86		7.05	11	18.18	0	0	0	0	4	6	1
PERCENT CHANGE	85		1.25	1	50.00	0	0	0	0	2	0	0
			5.80+	9+	31.82-	0	0	0	0	2+	6+	1+
			464.0+	450.0+	100.0+	63.6-				100.0+		
CHARLESTON PD												
NUMERICAL CHANGE	86		117.75	6874	22.25	2	58	201	238	1433	4598	344
PERCENT CHANGE	85		102.36	6261	20.95	5	31	204	283	1344	4018	386
			15.39+	613+	1.30+	3-	27+	3-	45-	89+	568+	40-
			15.0+	9.8+	6.2+	60.0-	87.1+	1.5-	15.9-	6.6+	14.7+	10.4-
DUNBAR PD												
NUMERICAL CHANGE	86		32.79	297	24.57	0	0	2	2	53	229	11
PERCENT CHANGE	85		27.85	256	23.82	0	0	0	1	26	224	5
			4.94+	41+	1.75+	0	0	2+	1+	27+	5+	6+
			17.7+	16.0+	3.1+				100.0+	103.8+	2.2+	120.0+
NITRO PD												
NUMERICAL CHANGE	86		23.02	177	9.60	1	0	1	7	52	101	15
PERCENT CHANGE	85		23.80	186	8.60	1	1	1	0	43	128	12
			.78-	9-	1.00+	0	1-	0	7+	9+	27-	3+
			3.3-	4.8-	11.6+	.0		.0		20.9+	21.1-	25.0+
ST ALBANS PD												
NUMERICAL CHANGE	86		51.03	605	14.54	1	1	3	10	143	415	32
PERCENT CHANGE	85		43.39	524	13.35	0	2	6	2	88	402	24
			7.64+	81+	1.19+	1+	1-	3-	8+	55+	13+	8+
			17.6+	15.5+	8.9+		50.0-	50.0-	400.0+	62.5+	3.2+	33.3+
SOUTH CHARLESTON PD												
NUMERICAL CHANGE	86		27.93	418	25.83	0	1	5	11	88	275	38
PERCENT CHANGE	85		29.00	446	18.69	0	2	7	3	65	321	46
			1.07-	26-	7.14+	0	1-	2-	8+	23+	46-	8-
			3.7-	5.9-	38.2+		50.0-	28.6-	266.7+	35.4+	14.3-	17.4-
CHESAPEAKE PD												
NUMERICAL CHANGE	86		3.74	2	12.50	0	0	0	1	1	4	0
PERCENT CHANGE	85		.86	0	1.00	0	0	0	0	1	1	0
			2.88+	6+	12.50+	0	0	0	1+	0	1	0
			334.9+	300.0+						.0	500.0+	

**PART I OFFENSES**

# PART I OFFENSES

PAGE 18  
WEST VIRGINIA U C R CRIME INDEX REPORT

IDENTIFIER	POPULATION	CRIME RATE	TOTAL OFFENSES	TOTAL CLEARED	PERCENT CLEARED	MURDER	RAPE	ROBBERY	FEL ASSLT	BREAK ENTER	LARCENY THEFT	N/V THEFT
MARMET PD	2,046	31.28	64	16	25.00	0	0	2	1	22	33	6
	2,156	13.91	30	3	18.00	0	0	0	0	3	21	6
NUMERICAL CHANGE	110-	17.37+	34+	13+	15.00+	0	0	2+	1+	19+	12+	0
PERCENT CHANGE	5.1-	124.9+	113.3+	433.3+	150.0+	0	0	M	633.3+	57.1+	0	0
EAST BANK PD	1,168	.85	1	0	.00	0	0	0	0	1	0	0
	1,137	.80	0	0	.00	0	0	0	0	0	0	0
NUMERICAL CHANGE	11+	.85+	1+	0	.00	0	0	0	0	1+	0	0
PERCENT CHANGE	1.0+	.0	M	M	.00	0	0	0	0	M	0	0
GLASGOW PD	1,824	.88	0	0	.00	0	0	0	0	0	0	0
	1,822	.97	1	1	100.00	0	0	0	0	0	0	1
NUMERICAL CHANGE	2+	.97-	1-	1-	100.00-	0	0	0	0	0	0	1-
PERCENT CHANGE	.2+	.0	M	M	.00	0	0	0	0	0	0	M
CLENDENIN PD	1,335	7.49	10	10	100.00	0	0	0	0	4	6	0
	1,329	6.77	9	9	100.00	0	0	0	1	0	6	0
NUMERICAL CHANGE	6+	7.72+	1+	1+	.00	0	0	0	1-	4+	2-	0
PERCENT CHANGE	.5+	10.6+	11.1+	11.1+	.0	0	0	0	M	25.0-	0	0
CEDAR GROVE PD	1,450	7.58	11	0	.00	0	0	0	0	10	1	0
	1,422	2.10	3	2	66.66	0	0	0	2	10	1	0
NUMERICAL CHANGE	28+	5.48+	8+	2-	66.66-	0	0	0	2-	10+	0	0
PERCENT CHANGE	2.0+	261.0+	266.7+	M	.00	0	0	0	M	0	0	0
PRATT PD	835	2.39	2	1	50.00	0	0	0	0	2	0	0
	838	2.38	2	2	100.00	0	0	0	0	1	0	1
NUMERICAL CHANGE	3-	.01+	0	1-	50.00-	0	0	0	0	1+	0	1-
PERCENT CHANGE	.4-	.4+	.0	50.0-	50.0-	0	0	0	100.0+	0	0	M
HANDLEY PD	536	3.73	2	1	50.00	0	0	0	0	2	0	0
	611	6.54	4	4	100.00	0	0	0	0	1	3	0
NUMERICAL CHANGE	75-	2.81-	2-	3-	50.00-	0	0	0	0	1+	3-	0
PERCENT CHANGE	12.3-	43.0-	50.0-	75.0-	50.0-	0	0	0	100.0+	0	0	0
W VA ST COLLEGE SECURITY	400	142.50	57	9	15.78	0	0	1	8	1	45	2
	450	104.44	47	19	40.42	0	1	0	9	7	30	0
NUMERICAL CHANGE	50-	38.06+	10+	10-	24.64-	0	1-	1+	1-	6-	15+	2+
PERCENT CHANGE	11.1-	36.4+	21.3+	52.6-	61.0-	0	M	M	11.1-	85.7-	50.0+	M
LEMIS CITY TOTAL	18,510	8.58	159	7	4.40	0	7	2	0	58	83	9
	18,645	7.34	137	42	30.65	3	1	5	8	39	68	13
NUMERICAL CHANGE	135-	1.24+	22+	35-	26.25-	3-	6+	3-	8-	19+	15+	4-
PERCENT CHANGE	.7-	16.9+	16.1+	83.3-	85.6-	M	600.0+	60.0-	M	48.7+	22.1+	30.8-
RURAL	12,602	9.76	123	4	3.25	0	5	2	0	36	72	8
	12,594	7.38	93	35	37.63	3	1	3	5	29	45	5
NUMERICAL CHANGE	8+	2.38+	30+	31-	34.38-	3-	4+	3-	5-	7+	27+	3+
PERCENT CHANGE	.1+	32.2+	32.3+	88.6-	91.4-	M	400.0+	60.0-	M	24.1+	60.0+	60.0+

WEST VIRGINIA U C R CRIME INDEX REPORT

PAGE 19

IDENTIFIER	POPULATION	CRIME RATE	TOTAL OFFEN	TOTAL CLEARED	PERCENT CLEARED	MURDER	RAPE	ROBBERY	FELT ASST	BREAK ENTER	LARCENY THEFT	M/V THEFT
SHERIFF 86	86	1.16	1	1	100.0	0	0	1	0	18	61	6
NUMERICAL CHANGE 85	71	38.02	27	38	105.7	1	0	4	4	22	37	3
PERCENT CHANGE	21.1+	96.3-	15+	26-	36.86-	1-	0	75.0-	4-	18.2-	64.9+	100.0+
STATE POLICE 86	37	8.10	3	3	100.0	0	5	1	0	18	11	2
NUMERICAL CHANGE 85	22	36.36	8	36	163.6	2	1	1	1	7	8	2
PERCENT CHANGE	15+	28.26-	5-	15+	40.0+	2-	400.0+	0	1-	11+	3+	0
MUNICIPAL 86	5,908	6.09	36	3	8.33	0	2	0	0	22	11	1
NUMERICAL CHANGE 85	6,051	7.27	44	7	15.90	0	0	0	3	10	23	6
PERCENT CHANGE	143-	1.18-	8-	4-	7.57-	0	2+	0	3-	12+	12-	7-
WESTON PD 86	5,908	6.09	36	3	8.33	0	2	0	0	22	11	1
NUMERICAL CHANGE 85	6,051	7.27	44	7	15.90	0	0	0	3	10	23	6
PERCENT CHANGE	143-	1.18-	8-	4-	7.57-	0	2+	0	3-	12+	12-	7-
LINCOLN CTY TOTAL	23,454	9.93	233	102	43.77	0	14	1	20	109	43	46
NUMERICAL CHANGE	23,703	8.77	208	144	69.23	1	9	3	29	71	49	46
PERCENT CHANGE	1.1-	13.2+	12.0+	29.2-	36.8-	1-	5+	66.7-	31.0-	53.5+	12.2-	0
RURAL 86	22,268	10.14	226	100	44.24	0	14	1	20	106	39	46
NUMERICAL CHANGE 85	22,478	9.25	208	144	69.23	1	9	3	29	71	49	46
PERCENT CHANGE	9.9-	8.7+	30.6-	44-	24.99-	1-	5+	66.7-	31.0-	49.3+	20.4-	0
SHERIFF 86	23	100.00	23	23	100.00	0	5	1	10	2	5	0
NUMERICAL CHANGE 85	31	51.61	16	16	51.61	0	1	0	11	1	16	2
PERCENT CHANGE	25.8-	43.8+	93.8+	7+	48.39+	0	4+	1+	1-	1+	11-	2-
STATE POLICE 86	203	37.93	77	77	37.93	0	9	0	10	104	34	46
NUMERICAL CHANGE 85	177	72.31	128	8	4.4	1	8	3	18	70	33	44
PERCENT CHANGE	14.7+	59.8-	47.5-	51-	34.38-	1-	1+	3-	8-	34+	1+	2+
MUNICIPAL 86	1,186	5.90	7	2	28.57	0	0	0	0	3	4	0
NUMERICAL CHANGE 85	1,225	0.00	0	0	0.00	0	0	0	0	0	0	0
PERCENT CHANGE	3.2-	5.90+	7+	2+	28.57+	0	0	0	0	3+	4+	0
HAMLIN PD 86	1,186	5.90	7	2	28.57	0	0	0	0	3	4	0
NUMERICAL CHANGE 85	1,225	0.00	0	0	0.00	0	0	0	0	0	0	0
PERCENT CHANGE	3.2-	5.90+	7+	2+	28.57+	0	0	0	0	3+	4+	0

PART I OFFENSES

# PART I OFFENSES

PAGE 20 WEST VIRGINIA U C R CRIME INDEX REPORT												
IDENTIFIER	POPULATION	CRIME RATE	TOTAL OFFEN	TOTAL CLEARED	PERCENT CLEARED	MURDER	RAPE	ROBBERY	FEL ASULT	BREAK ENTER	LARCENY THEFT	M/V THEFT
LOGAN CTY	50,166	16.98	852	179	21.00	8	0	6	13	280	360	205
	50,579	19.41	982	160	16.29	3	4	10	13	365	385	202
	413	2.43	4.71+	19+	4.71+	5+	4-	4-	0	85-	65-	3+
	8-	12.5-	13.2-	11.9+	28.9+	166.7+	*	40.0-	.0	23.3-	11.7-	1.5+
	44,795	16.00	717	145	20.22	6	0	6	12	247	267	179
	45,232	19.13	866	130	15.01	3	4	10	11	334	317	187
	437-	3.13-	149-	15+	5.21+	3+	4-	4-	1+	87-	50-	8-
	1.0-	16.4-	17.2-	11.5+	34.7+	100.0+	*	40.0-	9.1+	26.0-	15.8-	4.3-
RURAL	86	17.64	30	17.64	2	0	2	0	1	76	63	26
	85	16.52	40	16.52	1	0	7	0	2	115	82	35
	72-	1.32-	10-	1.32+	1+	0	5-	0	1-	39-	19-	9-
	29.8-	6.8+	100.0-	6.8+	100.0+	0	71.4-	0	50.0-	33.9-	23.2-	25.7-
SHERIFF	547	21.02	115	21.02	4	0	4	0	11	171	204	153
	624	14.42	90	14.42	2	4	3	0	9	219	235	152
	77-	6.60+	25+	6.60+	2+	4-	1+	0	2+	48-	31-	1+
	12.3-	45.8+	100.0+	45.8+	100.0+	*	33.3+	0	22.2+	21.9-	13.2-	.7+
STATE POLICE	5,371	25.13	135	34	25.18	2	0	0	1	33	73	26
	5,347	21.69	116	30	25.86	0	0	0	2	31	68	15
	24+	3.44+	19+	4+	.68-	2+	0	0	1-	2+	5+	11+
	.4+	15.9+	16.4+	13.3+	2.6-	*	0	0	50.0-	6.5+	7.4+	73.3+
MUNICIPAL	2,810	31.93	90	24	26.66	2	0	0	0	23	52	13
	2,854	28.38	81	21	25.92	0	0	0	2	18	57	4
	36-	3.55+	9+	3+	7.7+	2+	0	0	2-	5+	5-	9+
	1.3-	12.5+	11.1+	14.3+	2.9+	*	0	0	*	27.8+	8.8-	225.0+
LOGAN PD	1,363	20.54	28	1	3.57	0	0	0	1	5	18	4
	1,335	12.73	17	0	.00	0	0	0	0	6	11	4
	28+	7.81+	11+	1+	3.57+	0	0	0	1+	1-	11+	0
	2.1+	61.4+	64.7+	*	5.9+	*	0	0	*	16.7-	157.1+	.0
MAN PD	1,190	14.28	17	9	52.94	0	0	0	0	5	3	9
	1,158	15.54	18	9	50.00	0	0	0	0	7	4	7
	32+	1.26-	1-	0	2.94+	0	0	0	0	2-	1-	2+
	2.8+	8.1-	5.6-	.0	5.9+	0	0	0	0	28.6-	25.0-	28.6+
CHAPMANVILLE PD	46,605	6.45	301	151	50.16	2	9	12	60	132	64	22
	47,009	2.50	118	50	42.37	3	1	3	11	58	32	10
	404-	3.95+	183+	101+	7.79+	1-	8+	9+	49+	74	32+	12+
	.9-	158.0+	155.1+	202.0+	18.4+	33.3-	800.0+	300.0+	445.5+	127.6+	100.0+	120.0+
MCDOWELL CTY	33,681	7.61	255	130	50.98	2	6	10	56	105	57	19
	33,356	2.72	91	37	40.65	3	1	2	6	46	24	9
	125+	4.89+	164+	93+	10.33+	1-	5+	8+	50+	59+	33+	10+
	.4+	179.8+	180.2+	251.4+	25.4+	33.3-	500.0+	400.0+	833.3+	128.3+	137.5+	111.1+



PAGE 21  
WEST VIRGINIA U C R CRIME INDEX REPORT

IDENTIFIER	POPULATION	CRIME RATE	TOTAL OFFEN	TOTAL CLEARED	PERCENT CLEARED	MURDER	RAPE	ROBBERY	FEL ASHLT	BREAK ENTER	LARCENY THEFT	M/V THEFT
SHERIFF	86											
NUMERICAL CHANGE	85		102	78	76.47	0	0	4	39	21	38	0
PERCENT CHANGE			102+	78+	76.47+	0	0	0	0	0	0	0
STATE POLICE	86		153	52	33.98	2	6	6	17	84	19	19
NUMERICAL CHANGE	85		91	37	40.65	3	1	2	6	46	24	9
PERCENT CHANGE			62+	15+	6.67-	1-	5+	4+	11+	38+	5-	10+
			68.1+	40.5+	16.4-	33.3-	500.0+	200.0+	183.3+	82.6+	20.8-	111.1+
MUNICIPAL	86		46	21	45.65	0	3	2	4	27	7	3
NUMERICAL CHANGE	85		27	13	48.14	0	0	1	5	12	6	1
PERCENT CHANGE			19+	8+	2.49-	0	3+	1+	1-	15+	1-	2+
			77.7+	70.4+	61.5+	5.2-		100.0+	20.0-	125.0+	12.5-	200.0+
KEYSTONE PD	86		0	0	.00	0	0	0	0	0	0	0
NUMERICAL CHANGE	85		0	0	.00	0	0	0	0	0	0	0
PERCENT CHANGE			0	0	.00	0	0	0	0	0	0	0
WAR PD	86		0	0	.00	0	0	0	0	0	0	0
NUMERICAL CHANGE	85		0	0	.00	0	0	0	0	0	0	0
PERCENT CHANGE			0	0	.00	0	0	0	0	0	0	0
WELCH PD	86		7	7	100.00	0	2	1	0	3	1	0
NUMERICAL CHANGE	85		4	4	100.00	0	1	1	0	0	3	0
PERCENT CHANGE			.89+	3+	.00	0	2+	0	0	3+	2-	0
			84.8+	75.0+	75.0+	.0		.0			66.7-	
ANAMALT PD	86		1	1	100.00	0	0	1	0	0	0	0
NUMERICAL CHANGE	85		0	0	.00	0	0	0	0	0	0	0
PERCENT CHANGE			1+	1+	100.00+	0	0	1+	0	0	0	0
			.0		.00	0	0	0	0	0	0	0
GARY PD	86		0	0	.00	0	0	0	0	0	0	0
NUMERICAL CHANGE	85		0	0	.00	0	0	0	0	0	0	0
PERCENT CHANGE			0	0	.00	0	0	0	0	0	0	0
			1.98									
			2.063									
			1.05									
			5.1-									
NORTH FORK PD	86		14	6	42.85	0	0	0	1	7	5	1
NUMERICAL CHANGE	85		1	1	100.00	0	0	0	0	1	0	0
PERCENT CHANGE			13+	5+	57.15-	0	0	0	1+	6+	5+	1+
			1442.1+	500.0+	57.2-					600.0+		
			3.88	3	100.00	0	0	0	2	1	0	0
			1.18	1	100.00	0	0	0	1	1	0	0
			2.70+	2+	.00	0	0	0	1+	1+	0	0
			228.8+	200.0+	.0	0	0	0	100.0+			
DAVY PD	86		17	2	11.76	0	0	0	0	16	1	0
NUMERICAL CHANGE	85		16	6	33.33	0	0	0	0	9	4	1
PERCENT CHANGE			.13+	4-	21.57-	0	0	0	4-	7+	3-	1-
			.6+	5.6-	64.7-					77.8+	75.0-	

PART I OFFENSES

# PART I OFFENSES

PAGE 22  
WEST VIRGINIA U C R CRIME INDEX REPORT

IDENTIFIER	POPULATION	CRIME RATE	TOTAL OFFENSES	TOTAL CLEARED	PERCENT CLEARED	MURDER	RAPE	ROBBERY	FEL ASSLT	BREAK ENTER	LARCENY THEFT	M/V THEFT
LEAGER PD	797	1.25	1	1	100.00	0	0	0	0	0	0	1
	774	3.87	3	1	33.33	0	0	0	0	2	1	0
		2.62	2	0	66.67+	0	0	0	0	2	1	0
	3.0+	67.7-	66.7-	.0	200.0+							
BRADSHAW PD	716	4.18	3	1	33.33	0	1	0	1	0	0	1
	726	.00	0	0	.00	0	0	0	0	0	0	0
	10-	4.18+	3+	1+	33.33+	0	1+	0	1+	0	0	1+
	1.4-	.0										
MARION CTY	63,722	21.08	1344	262	19.49	2	14	28	27	370	798	105
	64,266	19.97	1284	252	19.62	3	14	25	43	341	773	85
		1.11+	60+	10+	.15-	1-	0	3+	16-	29+	25+	20+
		5.6+	4.7+	4.0+	.7-	33.3-	.0	12.0+	37.2-	8.5+	3.2+	23.9+
RURAL	33,461	11.02	369	120	32.52	0	2	2	10	116	184	35
	33,177	12.14	403	126	31.26	0	5	5	16	120	212	45
		1.12-	34-	6-	1.26+	0	60.0-	60.0-	37.5-	3.3-	13.2-	22.2+
	.9+	9.2-	8.4-	4.0-	4.0+							
SHERIFF												
			211	49	23.22	0	1	1	3	71	108	25
			256	69	26.95	0	4	3	13	78	143	15
			45-	20-	3.73-	0	75.0-	66.7-	61.5-	9.0-	35-	10+
			17.6-	29.0-	13.8-							66.7+
STATE POLICE			158	71	44.93	0	3	1	5	45	76	30
			147	57	38.77	0	1	2	3	42	69	30
			11+	14+	6.16+	0	0	1-	2+	3+	7+	0
			7.5+	24.6+	15.9+	.0	50.0-	50.0-	66.7+	7.1+	30.1+	.0
MUNICIPAL	30,260	32.21	975	142	14.56	2	12	26	17	254	614	50
	31,089	28.33	881	126	14.30	3	9	20	27	221	561	40
		3.88+	94+	16+	1.26+	1-	3+	6+	10-	33+	53+	10+
	2.7-	13.7+	10.7+	12.7+	1.8+	33.3-	33.3+	30.0+	37.0-	14.9+	9.4+	25.0+
FAIRMONT PD	22,433	41.85	939	133	14.16	2	12	25	17	238	598	47
	23,133	36.95	855	123	14.38	2	9	20	27	212	558	35
		4.90+	84+	10+	1.22-	0	3	5+	10-	26+	48+	12+
	3.0-	13.3+	9.8+	8.1+	1.5-	.0	33.3+	25.0+	37.0-	12.3+	8.7+	34.3+
MANNINGTON PD	2,990	8.69	26	3	11.53	0	0	1	0	12	13	0
	2,997	6.67	20	2	10.00	1	0	0	0	7	9	3
		2.02+	6+	1+	1.53+	1-	0	1+	0	5+	4+	3-
	.2-	30.3+	30.0+	50.0+	15.3+					71.4+	44.4+	
RIVESVILLE PD	1,307	.00	0	0	.00	0	0	0	0	0	0	0
	1,327	.00	0	0	.00	0	0	0	0	0	0	0
		.00	0	0	.00	0	0	0	0	0	0	0
	1.5-											

PAGE 23  
WEST VIRGINIA UCR CRIME INDEX REPORT

IDENTIFIER	POPULATION	CRIME RATE	TOTAL OFFEN	PERCENT CLEARED	MURDER	RAPE	ROBBERY	FEL ASHLT	BREAK ENTER	LARCENY THEFT	M/V THEFT
MONONGAH PD	1,055	2.84	3	1 33.33	0	0	0	0	2	0	1
NUMERICAL CHANGE	1,124	2.66	3	0 .00	0	0	0	0	1	1	0
PERCENT CHANGE	6.1-	.18+	0	1+ 33.33+	0	0	0	0	1+	1-	0
		6.8+	.0	* * *					100.0+	*	.0
FAIRVIEW PD	721	5.54	4	4 100.00	0	0	0	0	1	2	1
NUMERICAL CHANGE	725	1.37	1	1 100.00	0	0	0	0	0	0	1
PERCENT CHANGE	4-	4.17+	3+	3+ .00	0	0	0	0	1+	2+	0
	.6-	304.4+	300.0+	300.0+ .0					*	*	.0
FARMINGTON PD	535	1.86	1	1 100.00	0	0	0	0	0	0	1
NUMERICAL CHANGE	531	.00	0	0 .00	0	0	0	0	0	0	0
PERCENT CHANGE	.8+	1.86+	1+	1+ 100.00+	0	0	0	0	0	0	1+
		.0	*	* * *							*
GRANT TOWN PD	868	2.30	2	0 .00	0	0	0	0	1	1	0
NUMERICAL CHANGE	928	2.15	2	0 .00	0	0	0	0	1	1	0
PERCENT CHANGE	6.5-	.15+	0	0 .00	0	0	0	0	0	0	0
		7.0+	.0						.0	.0	.0
WORTHINGTON PD	352	.00	0	0 .00	0	0	0	0	0	0	0
NUMERICAL CHANGE	324	.00	0	0 .00	0	0	0	0	0	0	0
PERCENT CHANGE	8.6+	.00	0	0 .00	0	0	0	0	0	0	0
MARSHALL CTY TOTAL	40,183	17.59	707	162 22.91	7	4	23	20	156	461	36
NUMERICAL CHANGE	40,563	17.45	708	142 20.05	2	1	27	15	197	442	44
PERCENT CHANGE	.9-	.14+	1-	20+ 2.86+	5+	3+	16+	5+	41-	19+	8-
		.8+	1-	14.1+ 14.3+	250.0+	300.0+	228.6+	33.3+	20.8-	4.3+	18.2-
			.1-	14.1+ 14.3+	250.0+	300.0+	228.6+	33.3+	20.8-	4.3+	18.2-
RURAL	20,866	3.01	63	39 61.90	7	1	16	5	22	8	4
NUMERICAL CHANGE	20,944	3.96	125	30 24.00	2	1	15	10	59	41	11
PERCENT CHANGE	.4-	2.95-	62-	9+ 37.90+	5+	0	15+	5-	37-	33-	7-
		49.5-	49.6-	30.0+ 157.9+	250.0+	.0	1500.0+	50.0-	62.7-	80.5-	63.6-
SHERIFF	68	18	26.47	0	2	4	8	8	22	29	3
NUMERICAL CHANGE	85	77	10	12.98	1	1	0	3	38	30	4
PERCENT CHANGE	11.7-	8+	13.49+	1-	1+	4+	4+	5+	16-	1-	1-
		11.7-	80.0+	103.9+	* 100.0+	*	166.7+	42.1-	42.1-	3.3-	25.0-
STATE POLICE	63	39	61.90	7	1	16	5	5	22	8	4
NUMERICAL CHANGE	85	46	41.66	1	0	1	7	7	21	11	7
PERCENT CHANGE	15+	19+	20.24+	6+	1+	15+	2-	2-	1+	3-	3-
	31.3+	95.0+	48.6+	600.0+	* 1500.0+	*	28.6-	4.8+	4.8+	27.3-	42.3-
MUNICIPAL	19,317	29.81	576	105 18.22	0	1	3	7	112	424	29
NUMERICAL CHANGE	19,619	29.71	583	112 19.21	0	0	6	5	138	401	33
PERCENT CHANGE	1.5-	.10+	7-	99-	0	1+	3-	2+	26-	23+	4-
		.3+	1.2-	6.3-	* 50.0-	*	40.0+	18.8-	18.8-	5.7+	12.1-

PART I OFFENSES

# PART I OFFENSES

PAGE 24  
WEST VIRGINIA U C R CRIME INDEX REPORT

IDENTIFIER	POPULATION	CRIME RATE	TOTAL OFFEN	TOTAL CLEARED	PERCENT CLEARED	MURDER	RAPE	ROBBERY	FEL ASSET	BREAK ENTER	LARCENY THEFT	M/V THEFT
BENHOOD PD	1,903	39.36	73	27	36.98	0	0	1	0	9	62	1
	1,897	63.78	128	54	44.62	0	0	2	3	19	95	2
		25.42	48	27	7.64	0	0	1	3	30	33	1
	.3	39.9	39.7	50.0	77.1			50.0	*	52.6	34.7	50.0
		PERCENT CHANGE										
CAMERON PD	1,413	2.12	3	0	.00	0	0	0	0	0	3	0
	1,396	5.73	8	3	37.50	0	0	0	1	2	5	0
	1.2	3.61	5	3	37.50	0	0	0	3	2	2	0
		PERCENT CHANGE							*	*	40.0	
GLEN DALE PD	1,775	26.47	47	3	6.38	0	1	0	0	7	37	2
	1,861	16.12	30	0	.00	0	0	0	0	5	22	3
	.86	10.55	17	3	6.38	0	1	0	0	2	15	1
	4.6	64.2	56.7	*					0	40.0	68.2	39.3
		PERCENT CHANGE										
MCMECHEN PD	2,215	6.77	25	1	6.66	0	0	0	0	4	11	0
	2,293	3.92	9	4	44.44	0	0	0	0	3	5	1
	78	2.85	6	3	37.78	0	0	0	0	1	6	1
	3.4	72.7	66.7	75.0	85.0					33.3	120.0	*
		PERCENT CHANGE										
MOUNDSVILLE PD	12,011	36.46	438	74	16.89	0	0	2	7	92	311	26
	12,172	38.09	415	50	12.28	0	0	4	1	109	274	27
	161	2.37	23	23	4.61	0	0	2	6	17	37	1
	1.3	7.0	5.5	45.1	37.5			50.0	600.0	15.6	13.5	3.7
		PERCENT CHANGE										
MASON CITY	26,179	17.33	454	74	16.29	1	1	1	8	121	294	20
	26,381	20.73	547	136	24.86	1	0	3	42	156	313	32
	.8	3.40	93	62	8.57	0	1	2	34	35	19	4
	.5	16.4	17.0	45.6	34.5			66.7	81.0	22.4	6.1	12.5
		PERCENT CHANGE										
RURAL	16,709	12.20	204	31	15.19	1	1	0	5	66	109	22
	16,544	18.55	307	93	30.29	1	0	0	42	87	153	24
	163	6.35	103	62	15.10	0	1	0	37	21	44	2
	1.0	34.2	33.6	66.7	49.9				88.1	24.1	28.8	8.3
		PERCENT CHANGE										
SHERIFF	86	172	172	24	15.95	1	0	0	0	53	100	18
	85	238	238	80	33.61	0	0	0	36	44	138	20
		PERCENT CHANGE							*	9	38	2
		PERCENT CHANGE							*	20.5	27.5	10.0
STATE POLICE	86	32	32	7	21.87	0	1	0	5	13	9	4
	85	69	69	13	18.84	1	0	0	6	43	15	4
		PERCENT CHANGE							16.7	30	6	0
		PERCENT CHANGE							*	69.8	40.0	.0
MUNICIPAL	9,470	26.39	250	43	17.20	0	0	1	3	55	185	6
	9,837	24.39	240	43	17.91	0	0	3	0	19	160	8
	367	2.00	10	0	.71	0	0	2	3	14	25	2
	3.7	8.2	4.2	.0	4.0			66.7	*	20.3	15.6	25.0
		PERCENT CHANGE										

PAGE 25  
WEST VIRGINIA UCR CRIME INDEX REPORT

IDENTIFIER	POPULATION	CRIME RATE	TOTAL OFFEN	TOTAL CLEARED	PERCENT CLEARED	MURDER	RAPE	ROBBERY	FEL ASHLT	BREAK ENTER	LARCENY THEFT	M/V THEFT
POINT PLEASANT PD	5,370	39.10	210	38	18.09	0	0	1	3	46	158	2
NUMERICAL CHANGE	5,498	35.10	193	28	14.50	0	0	3	0	47	141	2
PERCENT CHANGE	128-	4.00+	17+	10+	3.59+	0	0	2-	3+	1-	17+	0
	2.3-	11.4+	8.8+	35.7+	24.8+	0	0	66.7-	*	2.1-	12.1+	.0
NEW HAVEN PD	1,602	17.47	28	5	17.85	0	0	0	0	7	18	3
NUMERICAL CHANGE	1,658	13.26	22	11	50.00	0	0	0	0	11	8	3
PERCENT CHANGE	3.4-	4.21+	6+	6-	32.15-	0	0	0	0	4-	10+	0
		31.7+	27.3+	54.5-	64.3-	0	0	0	0	36.4-	125.0+	.0
MASON PD	1,295	4.63	6	0	.00	0	0	0	0	1	4	1
NUMERICAL CHANGE	1,390	7.91	11	1	9.09	0	0	0	0	3	6	2
PERCENT CHANGE	6.8-	3.28-	5-	1-	9.09-	0	0	0	0	2-	2-	1-
		41.5-	45.5-	*	*	0	0	0	0	66.7-	33.3-	50.0-
HENDERSON PD	529	11.34	6	0	.00	0	0	0	0	1	5	0
NUMERICAL CHANGE	569	24.60	14	3	21.42	0	0	0	0	8	5	1
PERCENT CHANGE	40-	13.26-	8-	3-	21.42-	0	0	0	0	7-	0	1-
	7.0-	53.9-	57.1-	*	*	0	0	0	0	87.5-	.0	0
HARTFORD PD	473	.00	0	0	.00	0	0	0	0	0	0	0
NUMERICAL CHANGE	515	.00	0	0	.00	0	0	0	0	0	0	0
PERCENT CHANGE	42-	.00	0	0	.00	0	0	0	0	0	0	0
	8.2-											
LEON PD	201	.00	0	0	.00	0	0	0	0	0	0	0
NUMERICAL CHANGE	207	.00	0	0	.00	0	0	0	0	0	0	0
PERCENT CHANGE	6-	.00	0	0	.00	0	0	0	0	0	0	0
	2.9-											
MERCER CTY	72,988	24.15	1762	514	29.17	5	5	27	153	537	899	136
TOTAL	73,588	27.26	2008	586	29.16	4	5	31	158	551	1256	103
NUMERICAL CHANGE	680-	3.11-	246-	72-	.01-	1+	4	4-	3-	14-	237-	33+
PERCENT CHANGE	9-	11.4-	12.3-	12.3-	.0-	25.0+	.0	12.9-	3.2-	2.5-	22.2-	32.0+
RURAL	45,882	13.50	620	301	48.54	4	0	5	118	266	166	81
NUMERICAL CHANGE	46,048	15.02	692	308	44.50	3	1	5	110	219	305	49
PERCENT CHANGE	.4-	1.52-	72-	7-	4.04+	1+	1-	0	8+	47+	159-	32+
		10.1-	10.4-	2.3-	9.1+	33.3+	*	.0	7.3+	21.5+	52.1-	65.3+
SHERIFF	86	436	278	63.76	1	0	1	1	114	169	102	49
NUMERICAL CHANGE	85	518	239	46.13	2	1	5	1	98	154	216	42
PERCENT CHANGE		82-	39+	17.63+	1-	1-	6-	1-	16+	15+	114-	17+
		15.8-	16.3+	36.2+	50.0-	*	80.0-	*	16.3+	9.7+	52.8-	16.7+
STATE POLICE	86	184	23	12.50	3	0	4	4	4	97	44	32
NUMERICAL CHANGE	85	174	69	39.65	1	0	0	0	12	65	89	7
PERCENT CHANGE		10+	46-	27.15-	2+	0	4+	*	8-	32+	45-	25+
		5.7+	66.7-	68.5-	200.0+		*	66.7-	49.2+	50.6-	337.1+	

PART I OFFENSES

# PART I OFFENSES

PAGE 26  
WEST VIRGINIA U C R CRIME INDEX REPORT

IDENTIFIER	MUNICIPAL	POPULATION	CRIME RATE	TOTAL OFFEN	TOTAL CLEARED	PERCENT CLEARED	MURDER	RAPE	ROBBERY	FEL ASST	BREAK ENTER	LARCENY THEFT	MVW THEFT
	86	27,026	42.25	1142	213	18.65	1	5	22	35	271	753	55
	85	27,540	47.78	1316	278	21.12	1	4	26	48	332	851	54
			NUMERICAL CHANGE	5.53-	174-	65-	0	1+	4-	13-	61-	98-	1+
			PERCENT CHANGE	11.6-	13.2-	23.4-	.0	25.0+	15.4-	27.1-	18.4-	11.5-	1.9+
	86	1,152	1.73	2	1	50.00	0	0	0	0	2	0	0
	85	1,182	.84	1	0	100.00	0	0	0	0	1	0	0
			NUMERICAL CHANGE	.89+	1+	50.00-	0	0	0	0	1+	0	0
			PERCENT CHANGE	106.0+	100.0+	50.0-				100.0+			
	86	15,012	32.83	493	109	22.10	1	2	11	23	107	319	30
	85	15,752	38.27	603	122	20.23	0	2	15	27	150	384	25
			NUMERICAL CHANGE	5.44-	110-	1.87+	1+	0	4-	4-	43-	65-	5+
			PERCENT CHANGE	14.2-	18.2-	10.7-	1+	.0	26.7-	14.8-	28.7-	16.9-	20.0+
	86	8,144	77.71	633	101	15.95	0	3	11	11	157	427	24
	85	7,809	87.71	685	149	21.75	1	2	11	19	168	455	29
			NUMERICAL CHANGE	10.00-	52-	5.80-	1-	1+	1+	8-	11-	28-	5-
			PERCENT CHANGE	11.4+	7.6-	32.2-	1+	50.0+	.0	42.1-	6.5-	6.2-	17.2-
	86	543	11.04	6	1	16.66	0	0	0	0	5	0	0
	85	571	14.01	8	6	75.00	0	0	0	0	6	2	0
			NUMERICAL CHANGE	2.97-	2-	58.34-	0	0	0	0	1+	1-	0
			PERCENT CHANGE	4.9-	25.0-	77.8-				16.7-			
	86	875	.00	0	0	.00	0	0	0	0	0	0	0
	85	926	.00	0	0	.00	0	0	0	0	0	0	0
			NUMERICAL CHANGE	.00	0	.00	0	0	0	0	0	0	0
			PERCENT CHANGE										
	86	900	1.11	1	0	.00	0	0	0	0	0	0	1
	85	900	.00	0	0	.00	0	0	0	0	0	0	0
			NUMERICAL CHANGE	1.11+	1+	.00	0	0	0	0	0	0	1+
			PERCENT CHANGE	.0	1+	.00	0	0	0	0	0	0	1+
	86	400	17.50	7	1	14.28	0	0	0	0	0	7	0
	85	400	47.50	19	0	.00	0	0	0	2	7	10	0
			NUMERICAL CHANGE	30.00-	12-	14.28+	0	0	0	2-	7-	3-	0
			PERCENT CHANGE	.0	63.2-	63.2-				16.7-		30.0-	
*****													
	86	27,112	12.46	338	70	20.71	1	1	3	8	88	220	17
	85	27,372	9.79	268	63	23.50	0	3	1	5	83	165	11
			NUMERICAL CHANGE	2.67+	70+	2.79-	1+	2-	2+	3+	5+	55+	6+
			PERCENT CHANGE	27.3+	26.1+	11.1+	1+	66.7-	200.0+	60.0+	6.0+	33.3+	54.5+
*****													
	86	16,878	9.24	156	41	26.28	1	0	1	7	58	78	11
	85	16,867	8.35	141	41	29.07	0	3	0	4	61	68	5
			NUMERICAL CHANGE	.89+	15+	2.79-	1+	3-	1+	3+	3-	10+	6+
			PERCENT CHANGE	.1+	10.7+	10.6+				75.0+	4.9-	14.7+	120.0+

PAGE 27  
WEST VIRGINIA U C R CRIME INDEX REPORT

IDENTIFIER	POPULATION	CRIME RATE	TOTAL OFFEN	TOTAL CLEARED	PERCENT CLEARED	MURDER	RAPE	ROBBERY	FEL ASHLT	BREAK ENTER	LARCENY THEFT	M/V THEFT
SHERIFF	86		21	2	9.52	1	0	0	0	4	16	0
NUMERICAL CHANGE	85		16	6	37.50	0	0	0	0	6	8	2
PERCENT CHANGE			5+	4-	27.98-	1+	0	0	0	33.3-	100.0+	2-
			31.3+	66.7-	74.6-	κ						κ
STATE POLICE	86		135	39	28.88	0	0	1	7	54	62	11
NUMERICAL CHANGE	85		125	35	28.00	0	3	0	6	55	60	3
PERCENT CHANGE			10+	4+	.88+	0	3-	1+	3+	1-	2+	8+
			8.0+	11.4+	3.1+	κ	κ	κ	75.0+	1.8-	3.3+	266.7+
MUNICIPAL	86		10,234	182	15.93	0	1	2	1	30	142	6
NUMERICAL CHANGE	85		10,595	127	17.32	0	0	1	1	22	97	6
PERCENT CHANGE			271-	55+	1.39-	0	1+	1+	0	8+	45+	0
			2.6-	43.3+	8.0-	κ	κ	κ	100.0+	36.4+	46.4+	.0
KEYSER PD	86		6,452	150	13.33	0	1	1	0	22	121	5
NUMERICAL CHANGE	85		6,572	111	14.41	0	0	1	1	20	84	5
PERCENT CHANGE			1.8-	6.36+	1.08-	0	1+	0	1-	2+	37+	0
			1.8-	37.7+	7.5-	κ	κ	κ	10.0+	10.0+	44.0+	.0
PIEDMONT PD	86		1,316	32	28.12	0	0	1	1	8	21	1
NUMERICAL CHANGE	85		1,352	14	42.85	0	0	0	0	2	11	1
PERCENT CHANGE			36-	13.96+	14.73-	0	0	1+	1+	6+	10+	0
			2.7-	134.9+	50.0+	κ	κ	κ	κ	300.0+	90.9+	.0
RIDGELEY PD	86		951	0	.00	0	0	0	0	0	0	0
NUMERICAL CHANGE	85		983	2	.00	0	0	0	0	0	2	0
PERCENT CHANGE			32-	2.03-	.00	0	0	0	0	0	2-	0
			3.3-	.0							κ	
ELK GARDEN PD	86		315	0	.00	0	0	0	0	0	0	0
NUMERICAL CHANGE	85		298	0	.00	0	0	0	0	0	0	0
PERCENT CHANGE			17+	0	.00	0	0	0	0	0	0	0
			5.7+									
POTOMAC ST SECURITY	86		1,200	0	.00	0	0	0	0	0	0	0
NUMERICAL CHANGE	85		1,300	0	.00	0	0	0	0	0	0	0
PERCENT CHANGE			100-	0	.00	0	0	0	0	0	0	0
			7.7-									
M-NGO CITY	86		37,804	491	24.84	1	3	10	66	117	210	84
NUMERICAL CHANGE	85		38,182	607	34.10	2	2	14	84	134	271	100
PERCENT CHANGE			378-	116-	9.26-	1-	1+	4-	18-	17-	61-	16-
			1.0-	19.1-	27.2-	50.0-	50.0+	28.6-	21.4-	12.7-	22.5-	16.0-
RURAL	86		29,075	238	33.19	1	0	6	23	64	70	74
NUMERICAL CHANGE	85		29,768	294	53.06	2	2	12	23	72	101	82
PERCENT CHANGE			693-	56-	19.87-	1-	2-	6-	0	11.1-	31-	8-
			2.3-	19.0-	37.4-	50.0-	50.0-	50.0-	.0	11.1-	30.7-	9.8-

PART I OFFENSES

# PART I OFFENSES

PAGE 28  
WEST VIRGINIA U C R CRIME INDEX REPORT

IDENTIFIER	POPULATION	CRIME RATE	TOTAL OFFEN	TOTAL CLEARED	PERCENT CLEARED	MURDER	RAPE	ROBBERY	FEL ASHLT	BREAK ENTER	LARCENY THEFT	M/V THEFT
SHERIFF	86		70	22	31.42	0	0	3	0	15	35	17
NUMERICAL CHANGE	85		119	107	89.91	0	0	8	6	28	52	25
PERCENT CHANGE			41.2-	79.4-	55.1-	0	0	62.5-	6-	46.4-	32.7-	32.0-
STATE POLICE	86		168	57	33.92	1	0	3	23	49	35	57
NUMERICAL CHANGE	85		175	49	28.00	2	2	4	17	44	49	57
PERCENT CHANGE			4.0-	8+	5.92+	1-	2-	1-	6+	5+	14-	0
MUNICIPAL	86		253	43	16.99	0	3	4	43	53	140	10
NUMERICAL CHANGE	85		315+	51	16.29	0	0	2	61	62	170	18
PERCENT CHANGE			22.1-	60-	7.0+	0	3+	2+	18-	9-	50-	8-
GILBERT PD	86		747	1	.00	0	0	0	0	1	0	0
NUMERICAL CHANGE	85		720	2	.00	0	0	0	0	1	0	1
PERCENT CHANGE			3.8+	50.0-	.00	0	0	0	0	.0	0	1-
WILLIAMSON PD	86		5,322	43	17.69	0	2	4	42	47	139	9
NUMERICAL CHANGE	85		5,136	297	14.67	0	0	2	57	59	168	11
PERCENT CHANGE			184+	54-	3.22+	0	2+	2+	15-	12-	29-	2-
KERMIT PD	86		725	7	.96	0	0	0	0	4	1	1
NUMERICAL CHANGE	85		716	13	53.84	0	0	0	4	2	1	6
PERCENT CHANGE			9+	6-	53.84-	0	0	0	3-	2+	0	5-
DELBARTON PD	86		1,007	2	.00	0	1	0	0	1	0	0
NUMERICAL CHANGE	85		1,008	1	100.00	0	0	0	0	0	1	0
PERCENT CHANGE			.1-	100.0+	100.0-	0	1+	0	0	1+	1-	0
MATEHAM PD	86		928	0	.00	0	0	0	0	0	0	0
NUMERICAL CHANGE	85		834	0	.00	0	0	0	0	0	0	0
PERCENT CHANGE			11.3+	0	.00	0	0	0	0	0	0	0
MONONGALIA CITY TOTAL	86		76,163	2662	10.48	3	23	25	38	458	1937	178
NUMERICAL CHANGE	85		76,861	2171	15.75	3	32	13	39	419	1527	138
PERCENT CHANGE			6.68+	491+	5.27-	0	9-	12+	1-	39+	410+	40+
RURAL	86		37,714	651	11.36	2	8	10	6	209	340	76
NUMERICAL CHANGE	85		37,511	500	18.00	2	12	5	6	144	287	44
PERCENT CHANGE			203+	151+	6.64-	0	4-	5+	0	65+	53+	32+
			.5+	30.2+	36.9-	.0	35.3-	100.0+	.0	45.1+	18.5+	72.7+



PAGE 29  
WEST VIRGINIA U C R CRIME INDEX REPORT

IDENTIFIER	POPULATION	CRIME RATE	TOTAL OFFEN	TOTAL CLEARED	PERCENT CLEARED	MURDER	RAPE	ROBBERY	FEL ASHLT	BREAK ENTER	LARCENY THEFT	M/V THEFT
SHERIFF	86		253	20	7.90	0	0	5	1	71	172	4
NUMERICAL CHANGE	85		204	17	8.33	0	0	0	0	66	132	6
PERCENT CHANGE			49+	3+	4.3-	0	0	5+	1+	5+	40+	2-
			24.0+	17.6+	5.2-					7.6+	30.3+	33.3-
STATE POLICE	86		398	54	13.56	2	8	5	5	138	168	72
NUMERICAL CHANGE	85		296	73	24.66	2	12	5	6	78	155	38
PERCENT CHANGE			102+	19-	11.10-	0	33.3-	0	1-	60+	13+	30+
			34.5+	26.0-	45.0-	0	0	0	16.7-	76.9+	8.4+	89.5+
MUNICIPAL	86		38,449	205	10.19	1	15	15	32	249	1597	102
NUMERICAL CHANGE	85		39,350	1671	15.08	1	20	8	33	275	1240	94
PERCENT CHANGE			901-	47-	4.89-	0	5-	7+	1-	26-	357+	8+
			2.3-	20.3+	32.4-	0	25.0-	87.5+	3.0-	9.5-	28.8+	8.5+
MORGANTOWN PD	86		27,312	140	10.56	0	15	14	24	191	1007	74
NUMERICAL CHANGE	85		28,171	928	21.64	1	15	5	27	212	601	67
PERCENT CHANGE			859-	59-	10.88-	1-	0	9+	3-	21-	406+	7+
			3.0-	42.8+	50.7-	0	0	180.0+	11.1-	9.9-	67.6+	10.4+
STAR CITY PD	86		1,409	98	30.61	0	0	0	1	8	79	10
NUMERICAL CHANGE	85		1,455	77	33.76	0	0	0	0	5	66	7
PERCENT CHANGE			46-	21+	3.15-	0	0	1-	1+	3+	15+	3+
			3.2-	27.3+	9.3-					60.0+	23.4+	42.9+
WESTOVER PD	86		4,918	139	7.91	1	0	1	1	26	104	6
NUMERICAL CHANGE	85		4,921	120	3.33	1+	2-	2	0	38	70	8
PERCENT CHANGE			3-	19+	4.58+	0	0	1-	1+	12-	34+	2-
			1.1-	15.9+	137.5+	0	0	50.0-	0	31.6-	48.6+	25.0-
OSAGE PD	86		266	0	.00	0	0	0	0	0	0	0
NUMERICAL CHANGE	85		262	0	.00	0	0	0	0	0	0	0
PERCENT CHANGE			4+	0	.00							
			1.5+									
WVU SECURITY POLICE	86		3,500	441	5.44	0	0	0	6	18	406	11
NUMERICAL CHANGE	85		3,500	516	4.26	0	2	0	5	5	493	11
PERCENT CHANGE			0	22+	1.18+	0	2-	0	1+	13+	87-	0
			0	14.5-	27.7+	0	0	0	20.0+	260.0+	17.6-	0
GRANVILLE PD	86		1,044	8	.00	0	0	0	0	6	1	1
NUMERICAL CHANGE	85		1,041	30	3.33	0	1-	0	1	15	12	1
PERCENT CHANGE			3+	22-	3.33-	0	0	0	1-	9-	11-	0
			.5+	73.3-		0	0	0	0	60.0-	91.7-	0
MONROE CTY	TOTAL		13,936	71	28.16	0	3	2	3	53	5	5
NUMERICAL CHANGE	85		14,074	73	21.91	0	1	0	8	42	18	4
PERCENT CHANGE			138-	2-	6.23+	0	2+	2+	5-	11+	13-	1+
			1.0-	2.7-	28.5+	0	200.0+	0	62.5-	26.2+	72.2-	25.0+

PART I OFFENSES

# PART I OFFENSES

PAGE 30  
WEST VIRGINIA U C R CRIME INDEX REPORT

IDENTIFIER	POPULATION	CRIME RATE	TOTAL OFFEN	TOTAL CLEARED	PERCENT CLEARED	MURDER	RAPE	ROBBERY	FEL ASHLT	BREAK ENTER	LARCENY THEFT	M/V THEFT
RURAL	11,363	5.63	64	13	20.31	0	3	1	2	48	5	3
NUMERICAL CHANGE	11,423	5.33	61	7	11.47	0	0	1+	2	41	15	3
PERCENT CHANGE	60-	5.30+	3+	6+	8.84+	0	3+	M	0	17.1+	10-	2+
	5-	5.6+	4.9+	85.7+	77.1+		M		.0	17.1+	66.7-	66.7+
SHERIFF	40	15.00	6			0	2	0	0	32	3	3
NUMERICAL CHANGE	39	12.56	1			0	0	0	0	32	5	2
PERCENT CHANGE	1+	12.46+	5+			0	2+	0	0	0	2-	1+
	2.6+	485.9+	500.0+				M		.0	40.0-	40.0-	50.0+
STATE POLICE	26	29.16	7			0	1	1	2	16	2	2
NUMERICAL CHANGE	22	27.27	4			0	0	1+	2	9	10	1
PERCENT CHANGE	2+	1.89+	1+			0	1+	M	0	7+	8-	1+
	9.1+	6.9+	16.7+				M		.0	77.8+	80.0-	100.0+
MUNICIPAL	2,573	2.72	7	7	100.00	0	0	1	1	5	0	0
NUMERICAL CHANGE	2,651	4.52	12	9	75.00	0	1-	0	6	1	3	1
PERCENT CHANGE	78-	1.80-	5-	2-	25.00+	0	M	1+	5-	4+	M	1-
	2.9-	39.8-	41.7-	22.2-	33.3+				83.3-	400.0+	M	M
ALDERSON PD	1,326	5.27	7	7	100.00	0	0	1	1	5	0	0
NUMERICAL CHANGE	1,345	8.92	12	9	75.00	0	1-	0	6	1	3	1
PERCENT CHANGE	1.4-	3.65-	5-	2-	25.00+	0	M	1+	5-	4+	M	1-
		40.9-	41.7-	22.2-	33.3+				83.3-	400.0+	M	M
UNION PD	649	.00	0	0	.00	0	0	0	0	0	0	0
NUMERICAL CHANGE	684	.00	0	0	.00	0	0	0	0	0	0	0
PERCENT CHANGE	35-	.00	0	0	.00	0	0	0	0	0	0	0
	5.1-											
PETERSTOWN PD	598	.00	0	0	.00	0	0	0	0	0	0	0
NUMERICAL CHANGE	622	.00	0	0	.00	0	0	0	0	0	0	0
PERCENT CHANGE	24-	.00	0	0	.00	0	0	0	0	0	0	0
	3.9-											
MORGAN CTY	10,938	23.12	233	35	13.83	1	0	0	10	151	80	11
TOTAL	11,008	26.16	288	53	18.40	1	0	1	1	187	94	4
NUMERICAL CHANGE	70-	3.04-	35-	18-	4.57-	0	0	1-	9+	36-	14-	7+
PERCENT CHANGE	.6-	11.6-	12.3-	34.0-	24.8-	.0	0	M	900.0+	19.3-	14.9-	175.0+
RURAL	9,335	26.11	249	31	12.44	1	0	0	7	151	80	10
NUMERICAL CHANGE	9,536	29.50	282	50	17.73	1	0	1-	1	186	89	4
PERCENT CHANGE	21-	3.39-	33-	19-	5.29-	0	0	M	6+	35-	9-	6+
	.2-	11.5-	11.7-	38.0-	29.8-	.0			600.0+	18.8-	10.1-	150.0+
SHERIFF	115	13.91	16			0	0	0	6	72	34	3
NUMERICAL CHANGE	137	11.67	16			0	0	1	1	106	29	3+
PERCENT CHANGE	22-	2.24-	0			0	0	M	5+	34-	5+	3+
	16.1-	19.2-	.0						500.0+	32.1-	17.2+	M

PAGE 31  
WEST VIRGINIA U C R CRIME INDEX REPORT

IDENTIFIER	POPULATION	CRIME RATE	TOTAL OFFEN	TOTAL CLEARED	PERCENT CLEARED	MURDER	RAPE	ROBBERY	FEL ASHLT	BREAK ENTER	LARCENY THEFT	M/V THEFT
STATE POLICE 86	136	15	11-19	1	0	0	0	0	1	79	46	7
NUMERICAL CHANGE 85	145	34	23-44	1	0	0	0	0	0	80	60	4
PERCENT CHANGE	11-	19-	12.25-	0	0	0	0	0	M	1-1-	14-	3+
	7.6-	55.9-	52.3-							1.3-	23.3-	75.0+
MUNICIPAL 86	1,403	2.85	4	100.00	0	0	0	0	3	0	0	1
NUMERICAL CHANGE 85	1,452	4.13	6	50.00	0	0	0	0	0	1	5	0
PERCENT CHANGE	49-	1.28-	1+	50.00+	0	0	0	0	M	1-	5-	1+
	3.4-	31.0-	33.3-	100.0+						M	M	M
BERKELEY SPRINGS PD 86	793	.00	0	.00	0	0	0	0	0	0	0	0
NUMERICAL CHANGE 85	799	.00	0	.00	0	0	0	0	0	0	0	0
PERCENT CHANGE	6-	.00	0	.00						0	0	0
	.8-											
PAN-PAW PD 86	610	6.55	4	100.00	0	0	0	0	3	0	0	1
NUMERICAL CHANGE 85	653	9.18	6	50.00	0	0	0	0	0	1	5	0
PERCENT CHANGE	43-	2.63-	1+	50.00+	0	0	0	0	M	1-	5-	1+
	6.6-	28.6-	33.3-	100.0+						M	M	M
NICHOLAS CTY TOTAL	27,528	13.69	377	96	25.46	0	1	14	14	98	221	43
NUMERICAL CHANGE 85	27,769	13.21	347	116	31.60	0	1	3	3	118	213	32
PERCENT CHANGE	241-	3.6+	10+	6.14-	0	1-	1+	11+	11+	20-	8+	11+
	.9-	3.6+	2.7+	17.2-	19.4-	M	M	366.7+	16.9-	3.8+	3.8+	34.4+
RURAL 86	21,419	12.23	262	53	20.22	0	1	10	10	74	146	31
NUMERICAL CHANGE 85	21,269	14.47	308	88	28.57	0	1	1	1	104	176	26
PERCENT CHANGE	.7+	2.24-	46-	35-	8.35-	0	1-	M	900.0+	30-	30-	5+
		15.5-	14.9-	39.8-	29.2-					28.8-	17.0-	19.2+
SHERIFF 86	194	14.94	29	14.94	0	0	1	6	6	52	118	17
NUMERICAL CHANGE 85	216	72	33.33	0	0	0	1+	0	0	66	132	18
PERCENT CHANGE	22-	43-	18.39-	0	0	0	M	6+	6+	14-	14-	1-
	10.2-	59.7-	55.2-							21.2-	10.6-	5.6-
STATE POLICE 86	68	24	35.29	0	0	0	0	4	4	22	28	14
NUMERICAL CHANGE 85	92	16	17.39	0	1-	0	0	1	1	38	44	8
PERCENT CHANGE	24-	8+	17.90+	0	1-	0	0	3+	3+	16-	16-	6+
	26.1-	50.0+	102.9+							42.1-	36.4-	75.0+
MUNICIPAL 86	6,109	18.82	115	43	37.39	0	0	0	4	24	75	12
NUMERICAL CHANGE 85	6,500	9.07	59	28	47.45	0	0	0	2	14	37	6
PERCENT CHANGE	391-	9.73+	56+	15+	10.06-	0	0	0	2+	10+	38+	6+
	6.0-	107.5+	94.9+	53.6+	21.2-					71.4+	102.7+	100.0+
RICHMOND PD 86	3,129	3.51	11	8	72.72	0	0	0	1	5	3	2
NUMERICAL CHANGE 85	3,426	1.75	6	2	33.33	0	0	0	0	0	0	3
PERCENT CHANGE	297-	1.76+	5+	6+	39.39+	0	0	0	M	5+	0	1-
	8.7-	100.6+	83.3+	300.0+	118.2+					M	0	33.3-

PART I OFFENSES

# PART I OFFENSES

PAGE 32 WEST VIRGINIA U C R CRIME INDEX REPORT												
IDENTIFIER	POPULATION	CRIME RATE	TOTAL OFFEN	PERCENT CLEARED	MURDER	RAPE	ROBBERY	FEL ASSTLT	BREAK ENTER	LARCENY THEFT	H/V THEFT	
SUMMERSVILLE PD	2,980	34.89	104	35	33.65	0	0	0	3	39	72	10
NUMERICAL CHANGE	3,074	17.24	53	26	49.03	0	0	2	14	34	3	
PERCENT CHANGE	94-	17.65+	51+	9+	15.48-	0	0	1+	5+	38+	7+	233.3+
	3.1-	102.4+	96.2+	34.6+	31.4-			50.0+	35.7+	111.8+	233.3+	
OHIO CITY	59,500	22.51	1340	272	20.29	3	6	40	539	594	93	
TOTAL	60,001	24.22	1454	258	17.74	1	8	41	602	655	114	
NUMERICAL CHANGE	86	1.71-	114-	14+	2.55+	2+	2-	1-	63-	61-	23-	
PERCENT CHANGE	85	7.1-	7.8-	5.4+	14.4+	200.0+	25.0-	2.4-	10.5-	9.3-	19.8-	
RURAL	10,209	15.18	155	24	15.48	1	1	5	83	46	19	
NUMERICAL CHANGE	10,096	15.84	160	23	14.37	0	1	2	68	70	18	
PERCENT CHANGE	1.1+	4.2-	3.1-	4.3+	7.7+	0	0	150.0+	22.1+	54.3-	3.6+	
SHERIFF	86											
NUMERICAL CHANGE	85											
PERCENT CHANGE												
STATE POLICE	86											
NUMERICAL CHANGE	85											
PERCENT CHANGE												
MUNICIPAL	49,291	24.03	1185	246	20.92	2	5	35	456	543	74	
NUMERICAL CHANGE	49,905	25.91	1294	235	18.16	1	7	39	534	585	98	
PERCENT CHANGE	614-	1.88-	109-	13+	2.76+	1+	2-	4-	78-	37-	24-	
	1.2-	7.3-	8.4-	5.5+	15.2+	100.0+	28.6-	10.3-	14.6-	6.3-	24.5-	
WHEELING PD	41,362	26.58	1100	245	22.27	2	5	35	446	474	73	
NUMERICAL CHANGE	41,595-	28.66	1203	229	19.03	1	7	37	513	520	95	
PERCENT CHANGE	1.4-	2.08-	103-	16+	3.24+	1+	2-	2-	67-	46-	22-	
TRIADAPLHIA PD	1,464	.00	0	0	.00	0	0	0	0	0	0	
NUMERICAL CHANGE	1,428	1.40-	2	2	100.00-	0	0	0	0	0	0	
PERCENT CHANGE	2.5+	.0	0	0	0	0	0	0	0	0	0	
BETHLEHEM PD	3,046	3.61	11	0	.00	0	0	0	4	7	0	
NUMERICAL CHANGE	3,133	7.02	22	0	.00	0	0	0	17	4	1	
PERCENT CHANGE	2.8-	3.41-	11-	0	.00	0	0	0	13-	3+	1-	
WEST LIBERTY PD	761	.00	0	0	.00	0	0	0	0	0	0	
NUMERICAL CHANGE	761	.00	0	0	.00	0	0	0	0	0	0	
PERCENT CHANGE	.0	.00	0	0	.00	0	0	0	0	0	0	

PAGE 33  
WEST VIRGINIA U C R CRIME INDEX REPORT

IDENTIFIER	POPULATION	CRIME RATE	TOTAL OFFEN	TOTAL CLEARED	PERCENT CLEARED	MURDER	RAPE	ROBBERY	FEL ASHLT	BREAK ENTER	LARCENY THEFT	M/V THEFT
VALLEY GROVE PD	621	6.44	4	1	25.00	0	0	0	0	2	2	0
NUMERICAL CHANGE	592	.00	0	0	.00	0	0	0	0	0	0	0
PERCENT CHANGE	4.9+	6.44+	4+	1+	25.00+	0	0	0	0	2+	2+	0
		.0	*	*	*					*	*	
WEST LIBERTY ST COL SEC	1,300	53.84	70	2	2.85	0	0	0	0	4	65	1
NUMERICAL CHANGE	1,300	51.53	67	4	5.97	0	0	0	2	4	61	0
PERCENT CHANGE	0	2.31+	3+	2-	3.12-	0	0	0	2-	0	6+	1+
	.0	4.5+	4.5+	50.0-	52.3-				*	.0	6.6+	*
CLEARVIEW PD	737	.00	0	0	.00	0	0	0	0	0	0	0
NUMERICAL CHANGE	734	.00	0	0	.00	0	0	0	0	0	0	0
PERCENT CHANGE	.4+	.00	0	0	.00	0	0	0	0	0	0	0
PENDLETON CTY TOTAL	7,825	6.51	51	25	49.01	0	2	1	4	26	16	2
NUMERICAL CHANGE	7,934	5.41	43	6	13.95	0	0	0	1	24	14	4
PERCENT CHANGE	1.4-	1.10+	8+	19+	35.06+	0	2+	1+	3+	2+	2+	2-
	1.4-	20.3+	18.6+	316.7+	251.3+		*	*	300.0+	8.3+	14.3+	50.0-
RURAL	7,135	7.14	51	25	49.01	0	2	1	4	26	16	2
NUMERICAL CHANGE	7,216	5.82	42	6	14.28	0	0	0	1	23	14	4
PERCENT CHANGE	1.1-	1.32+	9+	19+	34.73+	0	2+	1+	3+	3+	2+	2-
	1.1-	22.7+	21.4+	316.7+	243.2+		*	*	300.0+	13.0+	14.3+	50.0-
SHERIFF	86	3	1	33.33	0	0	0	0	0	1	2	0
NUMERICAL CHANGE	85	0	0	.00	0	0	0	0	0	0	0	0
PERCENT CHANGE		3+	1+	33.33+	0	0	0	0	0	1+	2+	0
		*	*	*						*	*	
STATE POLICE	86	48	24	50.00	0	2	1	1	4	25	14	2
NUMERICAL CHANGE	85	42	6	14.28	0	0	0	0	1	23	14	4
PERCENT CHANGE		6+	18+	35.72+	0	2+	1+	3+	3+	2+	2+	2-
		14.3+	300.0+	250.1+		*	*	300.0+	8.7+	.0	50.0-	
MUNICIPAL	690	.00	0	0	.00	0	0	0	0	0	0	0
NUMERICAL CHANGE	718	1.39	1-	0	.00	0	0	0	0	1	0	0
PERCENT CHANGE	3.9-	1.39-	1-	0	.00	0	0	0	0	1-	0	0
		.0	*							*		
FRANKLIN PD	690	.00	0	0	.00	0	0	0	0	0	0	0
NUMERICAL CHANGE	718	1.39	1-	0	.00	0	0	0	0	1	0	0
PERCENT CHANGE	3.9-	1.39-	1-	0	.00	0	0	0	0	1-	0	0
		.0	*							*		
PLEASANTS CTY TOTAL	7,880	7.48	53	23	38.98	3	2	1	7	9	38	5
NUMERICAL CHANGE	7,934	4.15	33	17	51.51	0	0	0	2	1	28	4
PERCENT CHANGE	.7-	3.33+	26+	6+	12.53-	3+	2+	1-	5-	8+	18+	1+
	.7-	80.2+	78.8+	35.3+	24.3-	*	*	71.4-	80.0+	90.0+	25.0+	

PART I OFFENSES

# PART I OFFENSES

PAGE 36  
WEST VIRGINIA U C R CRIME INDEX REPORT

IDENTIFIER	POPULATION	CRIME RATE	TOTAL OFFEN	TOTAL CLEARED	PERCENT CLEARED	MURDER	RAPE	ROBBERY	FEL ASHLT	BREAK ENTER	LARCENY THEFT	M/V THEFT
RURAL	5,703	3.50	20	13	65.00	3	1	0	2	3	9	3
NUMERICAL CHANGE	5,771	2.86	5	4	80.00	0	0	0	1	3	1	3
PERCENT CHANGE	1.2-	307.0+	300.0+	225.0+	18.8-	M	M	M	100.0+	M	800.0+	33.3-
SHERIFF	86	15	9	9	60.00	1	1	0	1	2	8	2
NUMERICAL CHANGE	85	0	0	0	60.00	0	0	0	0	0	0	0
PERCENT CHANGE	M	M	M	M	M	M	M	M	M	M	M	M
STATE POLICE	86	5	4	4	80.00	2	0	0	1	1	1	0
NUMERICAL CHANGE	85	5	4	4	80.00	0	0	0	1	0	1	3
PERCENT CHANGE	M	M	M	M	M	M	M	M	M	M	M	M
MUNICIPAL	2,177	17.91	39	10	25.64	0	1	0	0	6	29	3
NUMERICAL CHANGE	2,163	12.94	28	13	46.42	0	0	1	6	1	19	1
PERCENT CHANGE	.6+	38.4+	39.3+	23.1-	44.8-	M	M	M	M	500.0+	52.6+	200.0+
ST MARYS PD	2,177	17.91	39	10	25.64	0	1	0	0	6	29	3
NUMERICAL CHANGE	2,163	12.94	28	13	46.42	0	0	1	6	1	19	1
PERCENT CHANGE	.6+	38.4+	39.3+	23.1-	44.8-	M	M	M	M	500.0+	52.6+	200.0+
POCAHONTAS CTY TOTAL	9,573	5.64	54	16	29.62	0	1	1	3	35	10	4
NUMERICAL CHANGE	9,620	6.34	61	30	49.18	0	1	0	16	20	20	4
PERCENT CHANGE	.5-	11.0-	11.5-	46.7-	39.8-	M	M	M	81.3-	75.0+	50.0-	M
RURAL	8,372	5.37	45	8	17.77	0	1	1	3	28	9	3
NUMERICAL CHANGE	8,409	6.89	58	28	48.27	0	1	0	16	19	19	3
PERCENT CHANGE	.4-	22.1-	22.4-	71.4-	63.2-	M	M	M	81.3-	47.4+	52.6-	M
SHERIFF	86	17	5	5	29.41	0	0	0	2	12	4	2
NUMERICAL CHANGE	85	21	13	13	61.90	0	0	0	15	1	4	1
PERCENT CHANGE	M	M	M	M	M	M	M	M	86.7-1100.0+	M	M	100.0+
STATE POLICE	86	28	3	3	10.71	0	1	0	1	16	9	1
NUMERICAL CHANGE	85	37	15	15	40.54	0	0	0	0	18	15	2
PERCENT CHANGE	M	M	M	M	M	M	M	M	M	M	M	M
MUNICIPAL	1,201	7.49	9	8	88.88	0	0	0	0	7	1	1
NUMERICAL CHANGE	1,211	2.47	3	2	66.66	0	0	0	0	1	1	1
PERCENT CHANGE	.8-	203.2+	200.0+	300.0+	33.3+	M	M	M	M	600.0+	M	M

PAGE 35  
WEST VIRGINIA U C R CRIME INDEX REPORT

IDENTIFIER	POPULATION	CRIME RATE	TOTAL OFFEN	TOTAL CLEARED	PERCENT CLEARED	MURDER	RAPE	ROBBERY	FEL ASSLT	BREAK ENTER	LARCENY THEFT	M/V THEFT
MARLINTON PD	1,201	7.49	9	8	88.88	0	0	0	0	7	1	1
NUMERICAL CHANGE	1,211	2.47	3	2	66.66	0	0	0	0	1	1	1
PERCENT CHANGE	10-	5.02+	6+	6+	22.22+	0	0	0	0	6+	0	0
	.8-	203.2+	200.0+	300.0+	33.3+					600.0+	.0	.0
PRESTON CTY TOTAL	30,645	10.76	330	47	14.24	2	4	4	3	128	157	32
NUMERICAL CHANGE	30,943	9.59	297	73	24.57	1	4	3	13	106	146	24
PERCENT CHANGE	1.0-	12.2+	11.1+	35.6-	42.0-	100.0+	0	33.3+	76.9-	20.8+	11+	8+
RURAL	23,111	12.67	293	31	10.58	2	4	3	0	121	136	27
NUMERICAL CHANGE	23,391	11.07	259	66	25.48	0	4	3	13	93	126	20
PERCENT CHANGE	280-	1.60+	34+	35-	14.90-	2+	0	0	13-	28+	10+	7+
	1.2-	14.5+	13.1+	53.0-	58.5-					30.1+	7.9+	35.0+
SHERIFF	86											
NUMERICAL CHANGE	85											
PERCENT CHANGE												
STATE POLICE	86											
NUMERICAL CHANGE	85											
PERCENT CHANGE												
MUNICIPAL	7,534	4.91	37	16	43.24	0	0	1	0	7	21	5
NUMERICAL CHANGE	7,552	5.03	38	7	18.42	1	0	0	0	13	20	4
PERCENT CHANGE	18-	1.12-	1-	9+	24.82+	1-	0	1+	3+	6-	1+	1+
	.2-	2.4-	2.6-	128.6+	134.7+					46.2-	5.0+	25.0+
KINGWOOD PD	2,765	10.12	28	9	32.14	0	0	1	1	5	18	3
NUMERICAL CHANGE	2,745	12.75	35	7	20.00	0	0	0	0	12	20	3
PERCENT CHANGE	20+	2.63-	7-	2+	12.14+	0	0	1+	1+	7-	2-	0
	.7+	20.6-	20.0-	28.6+	60.7+					58.3-	10.0-	.0
TERRA ALTA PD	1,932	4.65	9	7	77.77	0	0	0	0	2	3	2
NUMERICAL CHANGE	1,939	1.54	3	0	.00	1	0	0	0	1	0	1
PERCENT CHANGE	7-	3.11+	6+	7+	77.77+	1-	0	0	2+	1+	3+	1+
	.4-	201.9+	200.0+							100.0+		100.0+
ROWLESBURG PD	86	.00	0	0	.00	0	0	0	0	0	0	0
NUMERICAL CHANGE	85	.00	0	0	.00	0	0	0	0	0	0	0
PERCENT CHANGE	2-	.00	0	0	.00	0	0	0	0	0	0	0
	.2-											
MASONTOWN PD	86	.00	0	0	.00	0	0	0	0	0	0	0
NUMERICAL CHANGE	85	.00	0	0	.00	0	0	0	0	0	0	0
PERCENT CHANGE	16-	.00	0	0	.00	0	0	0	0	0	0	0
	1.7-											

PART I OFFENSES

# PART I OFFENSES

PAGE 36  
WEST VIRGINIA U C R CRIME INDEX REPORT

IDENTIFIER	POPULATION	CRIME RATE	TOTAL OFFEN	TOTAL CLEARED	PERCENT CLEARED	MURDER	RAPE	ROBBERY	FEL ASSLT	BREAK ENTER	LARCENY THEFT	M/V THEFT
NEWBURG PD	469	.00	0	0	.00	0	0	0	0	0	0	0
NUMERICAL CHANGE	428	.00	0	0	.00	0	0	0	0	0	0	0
PERCENT CHANGE	21+	.00	0	0	.00	0	0	0	0	0	0	0
4.9+												
TUNNELTON PD	459	.00	0	0	.00	0	0	0	0	0	0	0
NUMERICAL CHANGE	493	.00	0	0	.00	0	0	0	0	0	0	0
PERCENT CHANGE	34-	.00	0	0	.00	0	0	0	0	0	0	0
6.9-												
PUTNAM CITY TOTAL	38,293	13.78	528	111	21.02	3	4	5	9	156	309	42
NUMERICAL CHANGE	38,538	12.76	492	195	19.30	0	4	9	11	156	253	59
PERCENT CHANGE	245-	1.02+	36+	16+	1.72+	3+	0	4-	2-	0	56+	17-
.6-		8.0+	7.3+	16.8+	8.9+	0	0	0	0	0	22.1+	28.8-
*****												
RURAL	31,360	13.48	423	102	24.11	3	3	5	9	141	225	37
NUMERICAL CHANGE	31,826	14.07	448	85	18.52	0	4	6	11	141	230	56
PERCENT CHANGE	1.5-	4.2-	5.6-	22.9+	30.2+	0	1-	1-	18.2-	0	2.2-	33.9-
SHERIFF	86	321	69	21.49	1	1	3	6	6	86	194	30
NUMERICAL CHANGE	85	328	52	15.85	0	2	3	6	6	93	188	36
PERCENT CHANGE		2.1-	17+	5.64+	1+	0	0	0	0	7.5-	6+	6-
STATE POLICE	86	102	33	32.35	2	2	2	3	5	55	51	7
NUMERICAL CHANGE	85	120	31	25.83	0	2	3	5	5	48	42	20
PERCENT CHANGE		15.0-	18-	6.52+	2+	0	1-	2-	2-	7+	11-	13-
MUNICIPAL	6,933	15.14	105	9	8.57	0	1	0	0	15	84	5
NUMERICAL CHANGE	6,712	6.55	44	12	27.27	0	0	3	0	15	23	3
PERCENT CHANGE	221+	8.59+	61+	3-	18.70-	0	1+	3-	0	0	61+	2+
3.3+		131.1+	138.6+	25.0-	68.6-					0	265.2+	66.7+
HURRICANE PD	6,038	24.26	98	8	8.16	0	1	0	0	11	82	4
NUMERICAL CHANGE	3,855	11.15	43	11	25.58	0	0	3	0	14	23	3
PERCENT CHANGE	183+	13.11+	55+	3-	17.42-	0	1+	3-	0	3-	59+	1+
4.7+		117.6+	127.9+	27.3-	68.1-					21.4-	256.3+	33.3+
ELEANOR PD	1,279	2.34	3	0	100.00	0	0	0	0	1	2	0
NUMERICAL CHANGE	1,244	.80	1	1	100.00	0	0	0	0	1	0	0
PERCENT CHANGE	2.8+	192.5+	200.0+							0	0	0
POCA PD	1,123	3.56	4	1	25.00	0	0	0	0	3	0	1
NUMERICAL CHANGE	1,089	.00	4+	1+	25.00+	0	0	0	0	0	0	0
PERCENT CHANGE	3.1+	.0								3+	0	1+



PAGE 37  
WEST VIRGINIA U C R CRIME INDEX REPORT

IDENTIFIER	POPULATION	CRIME RATE	TOTAL OFFEN	TOTAL CLEARED	PERCENT CLEARED	MURDER	RAPE	ROBBERY	FEL ASHLT	BREAK ENTER	LARCENY THEFT	M/V THEFT
BANCROFT PD	493	.00	0	0	.00	0	0	0	0	0	0	0
NUMERICAL CHANGE	524	.00	0	0	.00	0	0	0	0	0	0	0
PERCENT CHANGE	5.9-	.00	0	0	.00	0	0	0	0	0	0	0
*****												
RALEIGH CITY TOTAL	84,862	24.90	2114	572	27.05	12	5	12	76	511	1346	152
NUMERICAL CHANGE	85,568	21.88	1874	543	28.97	11	3	21	58	416	1261	109
PERCENT CHANGE	8-	13.8+	12.8+	5.3+	6.6-1100.0+	37.5-	42.9-	31.0+	22.8+	6.7+	39.4+	43+
*****												
RURAL	60,944	18.74	1143	246	21.52	8	4	6	54	325	636	110
NUMERICAL CHANGE	61,510	14.04	864	181	20.94	1	3	7	36	253	490	74
PERCENT CHANGE	.9-	33.5+	32.3+	35.9+	.58+	7+	1+	1-	18+	72+	146+	36+
*****												
SHERIFF	86	895	216	24.13	24.13	7	4	6	54	249	514	61
NUMERICAL CHANGE	85	623	152	24.39	24.39	1	3	7	33	176	365	38
PERCENT CHANGE		43.7+	42.1+	1.1-	600.0+	6+	1+	1-	21+	73+	149+	23+
*****												
STATE POLICE	85	248	30	12.09	12.09	1	0	0	3	76	122	49
NUMERICAL CHANGE	85	29	1+	.06+	.06+	1+	0	0	3-	77	125	36
PERCENT CHANGE		2.9+	3.4+	.5+	.5+	1+	0	0	1-	1-	2.4-	36.1+
*****												
MUNICIPAL	23,918	40.58	971	326	33.57	6	1	6	22	186	710	42
NUMERICAL CHANGE	24,078	41.94	1010	362	35.84	0	5	16	22	163	771	35
PERCENT CHANGE	.7-	1.36-	3.9-	9.9-	2.27-	4+	4-	8-	0	23+	61-	7+
*****												
BECKLEY PD	20,091	46.78	940	317	33.72	3	1	6	20	178	691	41
NUMERICAL CHANGE	20,177	46.83	943	348	36.82	0	5	14	18	147	727	34
PERCENT CHANGE	.4-	1.1-	.5-	8.9-	3.10-	3+	4-	8-	0	31+	36-	7+
*****												
LESTER PD	585	3.41	2	50.00	50.00	0	0	0	0	0	2	0
NUMERICAL CHANGE	633	3.00	0	50.00+	50.00+	0	0	0	0	0	0	0
PERCENT CHANGE	7.6-	.0	1+	1+	1+	0	0	0	0	0	2+	0
*****												
MABSCOTT PD	1,500	11.33	17	8	47.05	1	0	0	2	4	9	1
NUMERICAL CHANGE	1,574	18.42	29	7	24.13	0	0	0	1	10	18	1+
PERCENT CHANGE	4.7-	7.03-	12-	1+	22.92+	1+	0	0	1+	6-	9-	1+
*****												
SOPHIA PD	1,213	9.89	12	0	.00	0	0	0	0	4	8	0
NUMERICAL CHANGE	1,214	28.00	34	7	20.58	0	0	0	3	5	25	1-
PERCENT CHANGE	.1-	18.11-	22-	7-	20.58-	0	0	0	3-	1-	17-	1-
*****												
	.1-	64.7-	64.7-	7-	64.7-	0	0	0	1-	20.0-	68.0-	1-

PART I OFFENSES

# PART I OFFENSES

PAGE 38  
WEST VIRGINIA U C R CRIME INDEX REPORT

IDENTIFIER	POPULATION	CRIME RATE	TOTAL OFFEN	TOTAL CLEARED	PERCENT CLEARED	MURDER	RAPE	ROBBERY	FEL ASULT	BREAK ENTER	LARCENY THEFT	M/V THEFT
RHODELL PD	529	.00	0	0	.00	0	0	0	0	0	0	0
NUMERICAL CHANGE	480	4.16-	2-	0	.00	0	0	0	0	1	1-	0
PERCENT CHANGE	10.2+	4.16-	2-	0	.00	0	0	0	0	1-	1-	0
		.0	0	0						0	0	
RANDOLPH CTY TOTAL	28,943	15.51	449	117	26.05	1	2	4	8	126	281	27
NUMERICAL CHANGE	29,158	13.95	407	104	25.35	1	0	2	24	118	240	22
PERCENT CHANGE	7.7-	11.2+	10.3+	13+	2.50+	0	2+	2+	16-	8+	41+	5+
		11.2+	10.3+	12.5+	2.50+	0	0	100.0+	66.7-	6.8+	17.1+	22.7+
RURAL	19,802	5.90	117	41	35.04	1	2	0	2	55	50	7
NUMERICAL CHANGE	19,849	6.59	131	22	16.79	1	0	0	1	48	68	8
PERCENT CHANGE	47-	.69-	14-	19+	18.25+	0	2+	1-	3-	7+	18-	1-
		10.5-	10.7-	86.4+	108.7+	0	0	0	60.0-	14.6+	26.5-	12.5-
SHERIFF	86		46	10	22.72	0	1	0	1	16	25	1
NUMERICAL CHANGE	85		37	2	5.48	0	0	0	0	11	25	1
PERCENT CHANGE			7+	8+	17.32+	0	1+	0	0	5+	0	0
			18.9+	400.0+	320.7+					45.5+	0	0
STATE POLICE	86		73	31	42.46	1	1	0	1	39	25	6
NUMERICAL CHANGE	85		94	20	21.27	1	0	1	5	37	43	7
PERCENT CHANGE			21-	11+	21.19+	0	1+	1-	4-	2+	18-	1-
			22.3-	55.0+	99.6+	0	0	0	80.0-	5.4+	41.9-	14.3-
MUNICIPAL	9,141	36.31	332	76	22.89	0	0	4	6	71	231	20
NUMERICAL CHANGE	9,309	29.64	276	82	29.71	0	0	1	19	70	172	14
PERCENT CHANGE	168-	6.67+	56+	6-	6.82-	0	0	3+	13-	1+	59+	6+
		22.5+	20.3+	7.3-	23.0-			300.0+	68.4-	1.4+	34.3+	42.9+
ELKINS PD	8,327	39.86	332	76	22.89	0	0	4	6	71	231	20
NUMERICAL CHANGE	8,546	32.29	276	82	29.71	0	0	1	19	70	172	14
PERCENT CHANGE	219-	7.57+	56+	6-	6.82-	0	0	3+	13-	1+	59+	6+
		23.4+	20.3+	7.3-	23.0-			300.0+	68.4-	1.4+	34.3+	42.9+
MILL CREEK PD	86	.00	0	0	.00	0	0	0	0	0	0	0
NUMERICAL CHANGE	85	.00	0	0	.00	0	0	0	0	0	0	0
PERCENT CHANGE	51+	.00	0	0	.00	0	0	0	0	0	0	0
RITCHIE CTY TOTAL	11,456	6.98	80	23	28.75	0	9	1	2	25	40	3
NUMERICAL CHANGE	11,604	5.68	66	23	34.84	2	3	0	4	34	23	0
PERCENT CHANGE	148-	1.30+	14+	0	6.09-	2-	6+	1+	2-	9-	17+	3+
		22.9+	21.2+	0	17.5-	0	200.0+	0	50.0-	26.5-	73.9+	0
RURAL	7,784	8.22	64	15	23.43	0	9	1	1	20	30	3
NUMERICAL CHANGE	7,880	5.20	41	15	36.58	2-	7+	1+	3	18	16	0
PERCENT CHANGE	16-	3.02+	23+	0	13.15-	0	350.0+	0	66.7-	11.1+	87.5+	0
		58.1+	56.1+	0	35.9-							

PAGE 39  
WEST VIRGINIA U C R CRIME INDEX REPORT

IDENTIFIER	POPULATION	CRIME RATE	TOTAL OFFEN	TOTAL CLEARED	PERCENT CLEARED	MURDER	RAPE	ROBBERY	FEL ASHLT	BREAK ENTER	LARCENY THEFT	M/V THEFT
SHERIFF 86			7	5	71.42	0	1	0	0	6	0	0
NUMERICAL CHANGE 85			6	5	83.33	0	0	0	1	3	2	0
PERCENT CHANGE			16.7+	0	11.91-	0	1+	0	1-	100.0+	2-	0
STATE POLICE 86			57	10	17.54	0	8	1	1	14	30	3
NUMERICAL CHANGE 85			35	10	28.57	2	2	0	2	15	14	0
PERCENT CHANGE			62.9+	0	11.03-	2-	6+	1+	1-	1-	16+	3+
MUNICIPAL 86	3,672	4.35	16	8	50.00	0	0	0	1	5	10	0
NUMERICAL CHANGE 85	3,724	6.71	25	8	32.00	0	1	0	1	16	7	0
PERCENT CHANGE	1.4-	35.2-	36.0-	0	18.00+	0	1-	0	0	11-	3+	0
HARRISVILLE PD 86	1,673	5.37	9	4	44.44	0	0	0	0	2	7	0
NUMERICAL CHANGE 85	1,667	5.99	10	4	40.00	0	1	0	0	6	3	0
PERCENT CHANGE	.4+	10.4-	10.0-	0	4.44+	0	1-	0	0	4-	4+	0
PENNSBORO PD 86	1,596	4.39	7	4	57.14	0	0	0	1	3	3	0
NUMERICAL CHANGE 85	1,638	9.15	15	4	26.66	0	0	0	1	10	4	0
PERCENT CHANGE	2.7-	4.76-	8-	0	30.48+	0	0	0	0	7-	1-	0
CAIRO PD 86	405	.00	0	0	.00	0	0	0	0	0	0	0
NUMERICAL CHANGE 85	419	.00	0	0	.00	0	0	0	0	0	0	0
PERCENT CHANGE	3.3-											
ROANE CTY TOTAL	15,432	8.42	130	38	29.23	0	2	2	7	50	59	10
NUMERICAL CHANGE 85	15,571	10.59	165	61	36.96	2	0	2	13	57	78	13
PERCENT CHANGE	.9-	20.5-	21.2-	23-	7.73-	2-	2+	0	6-	7-	19-	3-
RURAL	12,767	7.65	95	33	36.73	0	2	2	7	41	34	9
NUMERICAL CHANGE 85	12,734	10.60	135	59	43.70	2	2	1	13	53	53	13
PERCENT CHANGE	.1+	29.7-	29.6-	26-	8.97-	2-	2+	1+	6-	12-	19-	4-
SHERIFF 86			14	3	21.42	0	0	0	1	11	1	1
NUMERICAL CHANGE 85			4	2	50.00	0	0	0	0	10	2	1
PERCENT CHANGE			10+	1+	28.58-	0	0	0	1+	10+	1-	0
STATE POLICE 86			81	30	37.03	0	2	2	6	30	33	8
NUMERICAL CHANGE 85			131	57	43.51	2	0	1	13	52	51	12
PERCENT CHANGE			38.2-	27-	6.48-	2-	2+	1+	7-	22-	18-	4-

PART I OFFENSES

# PART I OFFENSES

PAGE 40  
WEST VIRGINIA U C R CRIME INDEX REPORT

IDENTIFIER	POPULATION	CRIME RATE	TOTAL OFFEN	TOTAL CLEARED	PERCENT CLEARED	MURDER	RAPE	ROBBERY	FEL ASHLT	BREAK ENTER	LARCENY THEFT	M/V THEFT
MUNICIPAL	2,685	13.03	35	5	16.28	0	0	0	0	9	25	1
NUMERICAL CHANGE	2,837	10.57	30	2	6.66	0	0	0	0	5	25	0
PERCENT CHANGE	152-	2.46+	5+	3+	7.62+	0	0	0	0	125.0+	0	1+
	5.4-	23.3+	16.7+	150.0+	114.4+							
SPENCER PD	2,685	13.03	35	5	16.28	0	0	0	0	9	25	1
NUMERICAL CHANGE	2,837	10.57	30	2	6.66	0	0	0	0	5	25	0
PERCENT CHANGE	152-	2.46+	5+	3+	7.62+	0	0	0	0	125.0+	0	1+
	5.4-	23.3+	16.7+	150.0+	114.4+							
SUMMERS CITY	15,254	8.52	130	50	36.46	1	0	5	13	56	51	6
NUMERICAL CHANGE	15,372	10.60	163	46	28.22	0	4	2	23	85	47	2
PERCENT CHANGE	118-	2.08-	33-	4+	10.24+	1+	4-	3+	10-	29-	4+	2+
	8-	19.6-	20.2-	8.7+	36.3+	0	0	150.0+	43.5-	34.1-	8.5+	100.0+
RURAL	11,080	8.21	91	11	12.08	1	0	4	1	56	25	4
NUMERICAL CHANGE	11,013	11.35	125	8	6.40	0	4	2	11	76	30	2
PERCENT CHANGE	67+	3.14-	34-	3+	5.68+	1+	4-	2+	10-	20-	5-	2+
	.6+	27.7-	27.2-	37.5+	88.8+			100.0+	90.9-	26.3-	16.7-	100.0+
SHERIFF	86	37	7	18.91	1	0	0	3	0	26	5	2
NUMERICAL CHANGE	85	64	0	.00	0	1	0	2	9	45	7	0
PERCENT CHANGE	27-	7+	7+	18.91+	1+	1-	1-	1+	9-	19-	2-	2+
	42.2-							50.0+	0	42.2-	28.6-	
STATE POLICE	54	7.40	4	7.40	0	0	0	1	1	30	20	2
NUMERICAL CHANGE	85	67	8	13.11	0	3	0	0	2	31	23	2
PERCENT CHANGE	8-	19.6-	20.2-	4-	5.71-	0	3-	0	1+	1-	3-	0
									50.0-	3.2-	13.0-	.0
MUNICIPAL	4,174	9.34	39	39	100.00	0	0	1	12	0	26	0
NUMERICAL CHANGE	4,359	8.71	38	38	100.00	0	0	0	12	9	17	0
PERCENT CHANGE	185-	.63+	1+	1+	.00	0	0	1+	0	9-	9+	0
	4.2-	7.2+	2.6+	2.6+	.0			0	0	0	52.9+	
HINTON PD	4,174	9.34	39	39	100.00	0	0	1	12	0	26	0
NUMERICAL CHANGE	4,359	8.71	38	38	100.00	0	0	0	12	9	17	0
PERCENT CHANGE	185-	.63+	1+	1+	.00	0	0	1+	0	9-	9+	0
	4.2-	7.2+	2.6+	2.6+	.0			0	0	0	52.9+	
TAYLOR CITY	16,241	11.45	186	64	36.40	0	0	0	5	39	131	11
NUMERICAL CHANGE	16,364	15.88	260	49	18.84	1	0	0	2	46	195	16
PERCENT CHANGE	123-	4.43-	74-	15+	15.56+	1-	0	0	3+	7-	64-	5-
	8-	27.9-	28.5-	30.6+	82.6+				150.0+	15.2-	32.8-	31.3-
RURAL	9,212	8.35	77	31	40.25	0	0	0	5	33	36	3
NUMERICAL CHANGE	9,226	12.24	113	23	20.35	1	0	0	2	41	63	6
PERCENT CHANGE	14-	3.89-	36-	8+	19.90+	1-	0	0	150.0+	19.5-	27-	3-
	.2-	31.8-	31.9-	34.8+	97.8+							

IDENTIFIER	POPULATION	CRIME RATE	TOTAL OFFEN	TOTAL CLEARED	PERCENT CLEARED	MURDER	RAPE	ROBBERY	FEL ASHLT	BREAK ENTER	LARCENY THEFT	M/V THEFT
SHERIFF	86		63	21	33.33	0	0	0	5	22	34	2
NUMERICAL CHANGE	85		92	16	17.39	1	0	0	0	32	55	6
PERCENT CHANGE			29-	5+	15.94+	1-	0	0	5+	10-	21-	2-
			31.5-	31.3+	91.7+	#			#	31.3-	38.2-	50.0-
STATE POLICE	86		14	10	71.42	0	0	0	0	11	2	1
NUMERICAL CHANGE	85		21	7	33.33	0	0	0	0	9	8	2
PERCENT CHANGE			7-	3+	38.09+	0	0	0	2-	2+	6-	1-
			33.3-	42.9+	114.3+	#			#	22.2+	75.0-	50.0-
MUNICIPAL	86	15.50	109	33	30.27	0	0	0	0	6	95	8
NUMERICAL CHANGE	85	20.59	147	26	17.68	0	0	0	0	5	132	10
PERCENT CHANGE		5.09-	38-	7+	12.59+	0	0	0	0	1+	37-	2-
		24.7-	25.9-	26.9+	71.2+					20.0+	28.0-	20.0-
GRAFTON PD	86	16.52	109	33	30.27	0	0	0	0	6	95	8
NUMERICAL CHANGE	85	21.95	147	26	17.68	0	0	0	0	5	132	10
PERCENT CHANGE		5.43-	38-	7+	12.59+	0	0	0	0	1+	37-	2-
		24.7-	25.9-	26.9+	71.2+					20.0+	28.0-	20.0-
FLEMINGTON PD	86	.00	0	0	.00	0	0	0	0	0	0	0
NUMERICAL CHANGE	85	.00	0	0	.00	0	0	0	0	0	0	0
PERCENT CHANGE		.00	0	0	.00							
TUCKER CITY	86	5.69	49	8	16.32	0	0	0	1	18	21	9
NUMERICAL CHANGE	85	7.64	66	14	21.21	0	0	0	2	24	33	7
PERCENT CHANGE		1.95-	17-	6-	4.89-	0	0	0	1-	6-	12-	2+
		25.5-	25.8-	42.9-	23.1-				50.0-	25.0-	36.6-	28.6+
RURAL	86	9.59	44	8	18.18	0	0	0	1	17	17	9
NUMERICAL CHANGE	85	10.58	49	11	22.44	0	0	0	2	21	19	7
PERCENT CHANGE		.99-	5-	3-	4.26-	0	0	0	1-	4-	2-	2+
		9.4-	10.2-	27.3-	19.0-				50.0-	19.0-	10.5-	28.6+
SHERIFF	86		1	0	.00	0	0	0	0	1	0	0
NUMERICAL CHANGE	85		9	4	44.44	0	0	0	0	9	0	0
PERCENT CHANGE			8-	4-	44.44-	0	0	0	0	8-	0	0
			88.9-	#	#					88.9-		
STATE POLICE	86		43	8	18.60	0	0	0	1	16	17	9
NUMERICAL CHANGE	85		40	7	17.50	0	0	0	2	12	19	7
PERCENT CHANGE			3+	1+	1.10+	0	0	0	1-	4+	2-	2+
			7.5+	14.3+	6.3+				50.0-	33.3+	10.5-	28.6+
MUNICIPAL	86	1.24	5	0	.00	0	0	0	0	1	4	0
NUMERICAL CHANGE	85	4.25	17	3	17.64	0	0	0	0	3	14	0
PERCENT CHANGE		3.01-	12-	3-	17.64-	0	0	0	0	2-	10-	0
		70.8-	70.6-	#	#					66.7-	71.4-	

PART I OFFENSES

# PART I OFFENSES

IDENTIFIER	POPULATION	CRIME RATE	TOTAL OFFEN	TOTAL CLEARED	PERCENT CLEARED	MURDER	RAPE	ROBBERY	FEL ASHLT	BREAK ENTER	LARCENY THEFT	M/V THEFT	PAGE 42	
													WEST VIRGINIA	U C R CRIME INDEX REPORT
PARSONS PD	1,856	2.69	5	0	.00	0	0	0	0	0	1	4	0	
	1,871	5.34	10	1	10.00	0	0	0	0	3	7	0	0	
		2.65-	5-	1-	10.00-	0	0	0	0	2-	3-	0	0	
		49.6-	50.0-	*	*					66.7-	42.9-			
THOMAS PD	722	.00	0	0	.00	0	0	0	0	0	0	0	0	
	715	.00	0	0	.00	0	0	0	0	0	0	0	0	
		.00	0	0	.00	0	0	0	0	0	0	0	0	
	1,066	.00	0	0	.00	0	0	0	0	0	0	0	0	
	1,038	6.74	7-	2-	28.57-	0	0	0	0	0	0	0	0	
		6.74-	7-	2-	28.57-	0	0	0	0	0	0	0	0	
		.0	*	*	*						*			
DAVIS PD	368	.00	0	0	.00	0	0	0	0	0	0	0	0	
	373	.00	0	0	.00	0	0	0	0	0	0	0	0	
	5-	.00	0	0	.00	0	0	0	0	0	0	0	0	
	1.3-													
HAMBLETON PD	1,320	12.08	161	35	21.73	0	2	0	1	38	113	7	0	
	13,479	9.79	132	59	44.68	0	5	0	4	45	70	8	0	
	159-	2.29+	24+	22	22.96-	0	3-	0	3-	7-	43+	1-	0	
	1.2-	23.4+	22.0+	40.7-	51.4-	0	60.0-	0	75.0-	15.6-	61.4+	12.5-	0	
RURAL	6,408	7.80	50	8	16.00	0	0	0	1	28	17	4	0	
	6,298	7.14	45	15	33.33	0	5	0	1	21	11	7	0	
	110+	.66+	5+	17-	17.33-	0	5-	0	0	7+	6+	3-	0	
	1.7+	9.2+	11.1+	46.7-	52.0-		*		.0	33.3+	54.5+	42.9-		
SHERIFF	86													
	85													
STATE POLICE	86													
	85													
MUNICIPAL	86													
	85													
PADEN CITY PD	86													
	85													

WEST VIRGINIA U C R CRIME INDEX REPORT

PAGE 43

IDENTIFIER	POPULATION	CRIME RATE	TOTAL OFFEN	TOTAL CLEARED	PERCENT CLEARED	MURDER	RAPE	ROBBERY	FEL ASHLT	BREAK ENTER	LARCENY THEFT	M/V THEFT
SISTERSVILLE PD	2,206	24.93	55	19	34.54	0	2	0	0	9	42	2
	2,347	17.89	42	29	69.04	0	0	0	0	11	30	1
NUMERICAL CHANGE	141-	7.04+	13+	10-	34.50-	0	2+	0	0	2-	12+	1+
PERCENT CHANGE	6.0-	39.4+	31.0+	34.5-	50.0-	0	0	0	0	18.2-	40.0+	100.0+
MIDDLEBORNE PD	963	4.15	4	2	50.00	0	0	0	0	1	3	0
	972	12.34	12	9	75.00	0	0	0	0	12	0	0
NUMERICAL CHANGE	9-	8.19-	8-	7-	25.00-	0	0	0	0	11-	3+	0
PERCENT CHANGE	.9-	66.4-	66.7-	77.8-	33.3-	0	0	0	0	91.7-	0	0
FRIENDLY PD	221	.00	0	0	.00	0	0	0	0	0	0	0
	254	.00	0	0	.00	0	0	0	0	0	0	0
NUMERICAL CHANGE	33-	.00	0	0	.00	0	0	0	0	0	0	0
PERCENT CHANGE	13.0-											

UPSHUR CTY	TOTAL	CRIME RATE	TOTAL OFFEN	TOTAL CLEARED	PERCENT CLEARED	MURDER	RAPE	ROBBERY	FEL ASHLT	BREAK ENTER	LARCENY THEFT	M/V THEFT
	24,194	10.29	249	77	30.92	1	7	2	14	73	127	25
	24,397	11.80	288	104	36.11	1	6	0	12	69	170	32
NUMERICAL CHANGE	203-	1.51-	39-	27-	5.19-	0	3+	2+	2+	4+	43-	7-
PERCENT CHANGE	.8-	12.8-	13.5-	26.0-	14.4-	0	75.0+	0	16.7+	5.8+	25.3-	21.9-

RURAL	POPULATION	CRIME RATE	TOTAL OFFEN	TOTAL CLEARED	PERCENT CLEARED	MURDER	RAPE	ROBBERY	FEL ASHLT	BREAK ENTER	LARCENY THEFT	M/V THEFT
	17,302	8.89	154	69	44.80	1	7	2	13	46	77	8
	17,433	9.63	168	90	53.57	1	4	0	12	42	67	22
NUMERICAL CHANGE	131-	.74-	14-	21-	8.77-	0	3+	2+	1+	4+	10-	14-
PERCENT CHANGE	.8-	7.7-	8.3-	23.3-	16.4-	0	75.0+	0	8.3+	9.5+	11.5-	63.6-

SHERIFF	POPULATION	CRIME RATE	TOTAL OFFEN	TOTAL CLEARED	PERCENT CLEARED	MURDER	RAPE	ROBBERY	FEL ASHLT	BREAK ENTER	LARCENY THEFT	M/V THEFT
	84	84	56	66.66	1	1	1	1	8	35	33	5
	101	73	72.27	1	0	0	0	0	9	26	46	19
NUMERICAL CHANGE	17-	17-	5.61-	0	0	0	1+	1+	1-	9+	13-	14-
PERCENT CHANGE	16.8-	23.3-	7.8-	0	0	0	0	0	11.1-	34.6+	28.3-	73.7-

STATE POLICE	POPULATION	CRIME RATE	TOTAL OFFEN	TOTAL CLEARED	PERCENT CLEARED	MURDER	RAPE	ROBBERY	FEL ASHLT	BREAK ENTER	LARCENY THEFT	M/V THEFT
	70	13	18.57	0	0	0	6	1	5	11	44	3
	67	17	25.37	0	0	0	4	0	3	16	41	3
NUMERICAL CHANGE	3+	4-	6.80-	0	0	0	2+	1+	2+	5-	3+	0
PERCENT CHANGE	4.5+	23.5-	26.8-	0	0	0	50.0+	0	66.7+	31.3-	7.3+	0

MUNICIPAL	POPULATION	CRIME RATE	TOTAL OFFEN	TOTAL CLEARED	PERCENT CLEARED	MURDER	RAPE	ROBBERY	FEL ASHLT	BREAK ENTER	LARCENY THEFT	M/V THEFT
	6,892	13.78	95	8	8.42	0	0	0	1	27	50	17
	6,946	17.23	120	14	11.66	0	0	0	0	27	83	10
NUMERICAL CHANGE	72-	3.45-	25-	6-	3.24-	0	0	0	1+	0	33-	7+
PERCENT CHANGE	1.0-	20.0-	20.8-	42.9-	27.8-	0	0	0	0	0	59.8-	70.0+

BUCKHANNON PD	POPULATION	CRIME RATE	TOTAL OFFEN	TOTAL CLEARED	PERCENT CLEARED	MURDER	RAPE	ROBBERY	FEL ASHLT	BREAK ENTER	LARCENY THEFT	M/V THEFT
	6,892	13.78	95	8	8.42	0	0	0	1	27	50	17
	6,944	17.23	120	14	11.66	0	0	0	0	27	83	10
NUMERICAL CHANGE	72-	3.45-	25-	6-	3.24-	0	0	0	1+	0	33-	7+
PERCENT CHANGE	1.0-	20.0-	20.8-	42.9-	27.8-	0	0	0	0	0	59.8-	70.0+

WAYNE CTY	TOTAL	CRIME RATE	TOTAL OFFEN	TOTAL CLEARED	PERCENT CLEARED	MURDER	RAPE	ROBBERY	FEL ASHLT	BREAK ENTER	LARCENY THEFT	M/V THEFT
	40,715	14.29	582	140	24.05	2	3	12	12	184	309	60
	40,958	14.76	605	177	29.25	4	8	3	27	178	308	77
NUMERICAL CHANGE	243-	.47-	23-	37-	5.20-	2-	5-	9+	15-	6+	1+	17-
PERCENT CHANGE	1.6-	3.2-	3.8-	20.9-	17.8-	50.0-	62.5-	300.0+	55.6-	3.4+	3+	22.1-

PART I OFFENSES

# PART I OFFENSES

PAGE 44  
WEST VIRGINIA U C R CRIME INDEX REPORT

IDENTIFIER	POPULATION	CRIME RATE	TOTAL OFFEN	TOTAL CLEARED	PERCENT CLEARED	MURDER	RAPE	ROBBERY	FEL ASHLT	BREAK ENTER	LARCENY THEFT	M/V THEFT
RURAL	32,125	10.89	350	127	39.71	2	2	9	6	123	171	37
NUMERICAL CHANGE	32,188	11.08	357	127	35.57	4	8	3	15	124	151	52
PERCENT CHANGE	.2-	1.7-	2.0-	18.1-	16.5-	50.0-	75.0-	200.0+	60.0-	.8-	13.2+	28.8-
SHERIFF	161	43	26.70	43	31.08	0	1	4	2	38	103	13
NUMERICAL CHANGE	148	46	31.08	46	4.38-	1	0	1	4	43	85	14
PERCENT CHANGE	8.8+	6.5-	14.1-	6.5-	14.1-	M	M	300.0+	50.0-	11.6-	21.2+	7.1-
STATE POLICE	189	61	32.27	61	32.27	2	1	5	4	85	68	24
NUMERICAL CHANGE	209	81	38.75	81	38.75	3	8	2	11	81	66	38
PERCENT CHANGE	9.6-	24.7-	16.7-	20-	6.48-	1-	7-	3+	7-	4+	2+	14-
MUNICIPAL	8,590	27.00	232	36	15.51	0	1	3	6	61	138	23
NUMERICAL CHANGE	8,770	28.27	248	50	20.16	0	0	0	12	54	157	25
PERCENT CHANGE	2.1-	4.5-	6.5-	14-	4.65-	0	1+	3+	6-	7+	19-	2-
CEREDO PD	2,151	22.78	49	25	51.02	0	0	0	0	5	37	7
NUMERICAL CHANGE	2,224	19.78	44	16	36.36	0	0	0	1	5	37	1
PERCENT CHANGE	3.3-	15.2+	11.4+	56.3+	40.3+	0	0	0	M	.0	.0	600.0+
KENOVA PD	4,105	38.48	158	1	.63	0	0	1	0	45	96	16
NUMERICAL CHANGE	4,246	39.33	167	19	11.37	0	0	0	1	39	105	22
PERCENT CHANGE	3.3-	2.2-	5.4-	94.7-	94.5-	0	0	M	M	15.4+	8.6-	27.3-
WAYNE PD	1,387	.00	0	0	.00	0	0	0	0	0	0	0
NUMERICAL CHANGE	1,414	.00	0	0	.00	0	0	0	0	0	0	0
PERCENT CHANGE	1.9-											
FORT GAY PD	947	26.39	25	10	40.00	0	1	2	6	11	5	0
NUMERICAL CHANGE	886	41.76	37	15	40.54	0	0	0	10	10	15	2
PERCENT CHANGE	6.9+	15.37-	12-	33.3-	1.3-	0	1+	M	40.0-	10.0+	66.7-	M
WEBSTER CTY	11,543	3.29	38	23	60.52	0	1	0	5	22	7	3
NUMERICAL CHANGE	11,604	3.70	43	21	48.83	0	0	0	11	11	16	3
PERCENT CHANGE	.5-	11.1-	11.6-	9.5+	23.9+	0	M	M	54.5-	100.0+	61.1-	.0
RURAL	9,292	3.87	36	23	63.86	0	1	0	5	21	6	3
NUMERICAL CHANGE	9,368	4.58	43	21	48.83	0	0	0	11	11	16	3
PERCENT CHANGE	.8-	15.5-	16.3-	9.5+	30.8+	0	M	M	54.5-	90.9+	66.7-	.0



PAGE 45  
WEST VIRGINIA U C R CRIME INDEX REPORT

IDENTIFIER	POPULATION	CRIME RATE	TOTAL OFFEN	TOTAL CLEARED	PERCENT CLEARED	MURDER	RAPE	ROBBERY	FEL ASHLT	BREAK ENTER	LARCENY THEFT	M/V THEFT
SHERIFF 86	5	100.00	5	5	100.00	0	0	0	3	1	1	0
NUMERICAL CHANGE 85	17	64.70	11	11	64.70	0	0	0	10	4	3	0
PERCENT CHANGE	12-	35.30+	6-	6-	35.30+	0	0	0	7-	3-	2-	0
	70.6-	54.5-	54.6+						70.0-	75.0-	66.7-	
STATE POLICE 86	31	58.06	18	18	58.06	0	1	0	2	20	5	3
NUMERICAL CHANGE 85	26	38.46	10	10	38.46	0	0	0	1	13+	15	3
PERCENT CHANGE	5+	19.60+	8+	8+	19.60+	0	1+	0	1+	13+	10-	0
	19.2+	80.0+	51.0+						100.0+	185.7+	66.7-	.0
MUNICIPAL 86	2,251	.88	0	0	.00	0	0	0	0	1	1	0
NUMERICAL CHANGE 85	2,236	.00	0	0	.00	0	0	0	0	0	0	0
PERCENT CHANGE	15+	.88+	2+	0	.00	0	0	0	0	1+	1+	0
	.7+		*							*	*	
WEBSTER SPRINGS PD 86	1,263	.79	1	0	.00	0	0	0	0	0	1	0
NUMERICAL CHANGE 85	1,285	.00	0	0	.00	0	0	0	0	0	0	0
PERCENT CHANGE	22-	.79+	1+	0	.00	0	0	0	0	0	1+	0
	1.7-		*								*	
COMEN PD 86	727	.00	0	0	.00	0	0	0	0	0	0	0
NUMERICAL CHANGE 85	712	.00	0	0	.00	0	0	0	0	0	0	0
PERCENT CHANGE	15+	.00	0	0	.00	0	0	0	0	0	0	0
	2.1+											
CAMDEN-ON-GAULEY PD 86	261	3.83	1	0	.00	0	0	0	0	1	0	0
NUMERICAL CHANGE 85	239	.00	0	0	.00	0	0	0	0	0	0	0
PERCENT CHANGE	22+	3.83+	1+	0	.00	0	0	0	0	1+	0	0
	9.2+	.0	*							*		
WEITZEL CTY TOTAL	19,265	10.12	195	55	28.20	0	0	0	2	52	137	4
NUMERICAL CHANGE 85	19,447	13.26	258	38	14.72	0	4	1	6	111	120	16
PERCENT CHANGE	182-	3.14-	63-	17+	13.48+	0	4-	1-	4-	59-	17+	12-
	.9-	23.7-	24.4-	44.7+	91.6+		*	*	66.7-	53.2-	14.2+	75.0-
RURAL 86	10,497	5.52	56	2	3.44	0	0	0	2	27	27	2
NUMERICAL CHANGE 85	10,676	9.27	99	15	15.15	0	4	0	0	45	40	8
PERCENT CHANGE	1.7-	3.75-	41-	13-	11.71-	0	4-	0	0	18-	13-	6-
		40.5-	41.4-	86.7-	77.3-		*	*	.0	40.0-	32.5-	75.0-
SHERIFF 86	40	.00	0	0	.00	0	0	0	0	20	20	0
NUMERICAL CHANGE 85	60	.00	0	0	.00	0	0	0	0	31	23	6
PERCENT CHANGE	20-	.00	0	0	.00	0	0	0	0	11-	3-	6-
	33.3-									35.5-	13.0-	*
STATE POLICE 86	18	11.11	2	2	11.11	0	0	0	2	7	7	2
NUMERICAL CHANGE 85	39	38.46	15	15	38.46	0	4	0	2	14	17	2
PERCENT CHANGE	21-	27.35-	13-	13-	27.35-	0	4-	0	0	17-	10-	0
	53.8-	86.7-	71.1-				*	*	.0	50.0-	58.8-	.0

PART I OFFENSES

# PART I OFFENSES

PAGE 46 WEST VIRGINIA U C R CRIME INDEX REPORT												
IDENTIFIER	POPULATION	CRIME RATE	TOTAL OFFEN	TOTAL CLEARED	PERCENT CLEARED	MURDER	RAPE	ROBBERY	FEL ASHLT	BREAK ENTER	LARCENY THEFT	M/V THEFT
MUNICIPAL	8,768	15.62	137	53	38.68	0	0	0	0	25	110	2
NUMERICAL CHANGE	8,771	18.12	159	23	14.46	0	0	1	4	66	80	8
PERCENT CHANGE	3-	2.50-	30+	30+	24.22+	0	0	1-	4-	41-	30+	6-
	.0-	13.8-	13.8-	130.4+	167.5+					62.1-	37.5+	75.0-
HUNDRED PD	467	.00	0	0	.00	0	0	0	0	0	0	0
NUMERICAL CHANGE	447	6.71	3	2	66.66	0	0	0	0	3	0	0
PERCENT CHANGE	20+	6.71-	3-	2-	66.66-	0	0	0	0	3-	0	0
	4.5+	.0										
NEW MARTINSVILLE PD	6,964	19.67	137	53	38.68	0	0	0	0	25	110	2
NUMERICAL CHANGE	6,959	21.98	153	21	13.72	0	0	1	4	61	79	8
PERCENT CHANGE	5+	2.31-	16-	32+	24.96+	0	0	1-	4-	36-	31+	6-
	.1+	10.3-	10.3-	152.4+	181.9+					59.0-	39.2+	75.0-
PINE GROVE PD	793	.00	0	0	.00	0	0	0	0	0	0	0
NUMERICAL CHANGE	792	3.78	3	0	.00	0	0	0	0	2	1	0
PERCENT CHANGE	1+	3.78-	3-	0	.00	0	0	0	0	2-	1-	0
	.1+	.0										
SMITHFIELD PD	259	.00	0	0	.00	0	0	0	0	0	0	0
NUMERICAL CHANGE	277	.00	0	0	.00	0	0	0	0	0	0	0
PERCENT CHANGE	18-	.00	0	0	.00	0	0	0	0	0	0	0
	6.5-											
WIRT CTY	5,124	10.34	53	17	32.07	0	0	0	0	24	26	3
NUMERICAL CHANGE	5,157	11.05	57	28	49.12	0	5	0	3	29	17	3
PERCENT CHANGE	33-	.71-	4-	11-	17.05-	0	5-	0	3-	5-	19+	0
	.6-	6.4-	7.0-	39.3-	34.7-					17.2-	52.9+	0
RURAL	4,272	12.60	53	17	32.07	0	0	0	0	24	26	3
NUMERICAL CHANGE	4,311	13.22	57	28	49.12	0	5	0	3	29	17	3
PERCENT CHANGE	39-	.82-	4-	11-	17.05-	0	5-	0	3-	5-	19+	0
	.9-	6.2-	7.0-	39.3-	34.7-					17.2-	52.9+	0
SHERIFF	86	.00	7	0	.00	0	0	0	0	7	0	0
NUMERICAL CHANGE	85	.00	8	0	.00	0	0	0	0	6	2	0
PERCENT CHANGE			1-	0	.00	0	0	0	0	1+	2-	0
			12.5-							16.7+		
STATE POLICE	46	17	36.95	17	36.95	0	0	0	0	17	26	3
NUMERICAL CHANGE	49	28	57.14	28	57.14	0	5	0	3	23	15	3
PERCENT CHANGE	3-	11-	20.19-	11-	20.19-	0	5-	0	3-	6-	11+	0
	6.1-	39.3-	35.3-							26.1-	73.3+	0
MUNICIPAL	852	.00	0	0	.00	0	0	0	0	0	0	0
NUMERICAL CHANGE	846	.00	0	0	.00	0	0	0	0	0	0	0
PERCENT CHANGE	6+	.00	0	0	.00	0	0	0	0	0	0	0
	.7+											

PAGE 47  
WEST VIRGINIA U C R CRIME INDEX REPORT

IDENTIFIER	POPULATION	CRIME RATE	TOTAL OFFEN	PERCENT CLEARED	MURDER	RAPE	ROBBERY	FEL ASST	BREAK ENTER	LARCENY THEFT	M/V THEFT
ELIZABETH PD	852	.00	0	0	0	0	0	0	0	0	0
NUMERICAL CHANGE	846	.00	0	0	0	0	0	0	0	0	0
PERCENT CHANGE	.7+	.00	0	0	0	0	0	0	0	0	0
WOOD CTY	91,459	29.06	2,659	752	3	18	47	56	616	1,764	155
TOTAL	92,233	31.16	2,875	856	4	20	43	62	829	1,781	136
NUMERICAL CHANGE	774	2.10-	216-	104-	1-	2-	4+	6-	213-	17-	14+
PERCENT CHANGE	.8-	6.7-	7.5-	12.1-	5.0-	10.0-	9.3+	9.7-	25.7-	1.0-	14.0+
RURAL	38,340	11.97	459	51	0	2	9	1	127	293	27
NUMERICAL CHANGE	38,590	11.84	457	58	1	4	6	5	145	268	28
PERCENT CHANGE	.6-	.13+	2+	7-	1-	2-	3+	4-	18-	25+	1-
SHERIFF	86	343	9	2.62	0	1	1	1	91	231	18
NUMERICAL CHANGE	85	324	20	6.17	0	1	1	1	96	208	15
PERCENT CHANGE		19+	11-	3.55-	0	0	0	2-	5-	23+	3+
STATE POLICE	86	116	42	36.20	0	1	8	0	36	62	9
NUMERICAL CHANGE	85	133	38	28.57	1	3	5	0	49	60	13
PERCENT CHANGE		17-	4+	7.63+	1-	2-	3+	2-	13-	2+	4-
MUNICIPAL	53,119	41.40	2,200	701	3	16	38	55	489	1,471	128
NUMERICAL CHANGE	53,643	45.07	2,418	798	3	16	37	57	684	1,513	108
PERCENT CHANGE	524-	3.67-	218-	97-	0	0	0	2-	195-	42-	23+
PARKERSBURG PD	38,707	46.75	1,810	536	3	15	37	49	456	1,130	120
NUMERICAL CHANGE	39,045	54.03	2,110	687	2	14	37	42	646	1,272	97
PERCENT CHANGE	338-	7.28-	300-	151-	1+	1+	0	7+	190-	142-	23+
VIENNA PD	11,299	31.59	357	157	0	1	1	3	26	319	7
NUMERICAL CHANGE	11,506	24.24	279	105	0	1	0	14	36	220	8
PERCENT CHANGE	1.8-	7.35+	78+	6.34+	0	0	1+	11-	10-	99+	1-
WILLIAMSTOWN PD	3,113	10.60	33	6	0	0	0	0	7	22	1
NUMERICAL CHANGE	3,092	9.37	29	6	1	1	0	1	2	21	3
PERCENT CHANGE	.7+	1.23+	4+	3.56+	1-	1-	0	200.0+	250.0+	4.8+	66.7-
HYONING CTY	34,871	12.27	428	98	0	1	3	24	159	177	64
TOTAL	35,207	13.09	461	135	0	0	3	64	138	185	66
NUMERICAL CHANGE	336-	13.82-	33-	37-	5-	1+	0	40-	21+	8-	2-
PERCENT CHANGE	1.0-	6.3-	7.2-	27.4-	11.8-	0	0	62.5-	15.2+	4.3-	3.0-

PART I OFFENSES

# PART I OFFENSES

PAGE 48  
WEST VIRGINIA U C R CRIME INDEX REPORT

IDENTIFIER	POPULATION	CRIME RATE	TOTAL OFFEN	TOTAL CLEARED	PERCENT CLEARED	MURDER	RAPE	ROBBERY	FEL ASHLT	BREAK ENTER	LARCENY THEFT	M/V THEFT
RURAL	28,981	11.45	332	50	15.06	0	1	3	21	128	122	57
	29,193	12.91	377	99	26.25	5	0	3	60	119	137	53
NUMERICAL CHANGE		1.46-	45-	49-	11.19-	5-	1+	0	39-	19+	15-	6+
PERCENT CHANGE		11.3-	11.9-	49.5-	42.6-	4	0	0	65.0-	7.6+	10.9-	7.5+
SHERIFF												
			225	33	14.66	0	0	2	15	82	93	33
NUMERICAL CHANGE			247	64	25.91	4	0	1	46	85	78	31
PERCENT CHANGE			22-	51-	11.23-	4-	0	33.3-	31-	3.5-	15+	2+
			8.9-	48.4-	43.4-	0	0	0	67.4-	3.5-	19.2+	6.5+
STATE POLICE												
			107	17	15.88	0	1	1	6	46	29	24
NUMERICAL CHANGE			130	35	26.92	1	0	0	14	34	59	22
PERCENT CHANGE			23-	18-	11.04-	1-	1+	0	8-	12+	30-	2+
			17.7-	51.4-	41.0-	0	0	0	57.1-	35.3+	50.8-	9.1+
MUNICIPAL												
	5,890	16.29	96	48	50.00	0	0	0	3	31	55	7
NUMERICAL CHANGE	6,014	13.96	84	36	42.85	0	0	0	4	19	48	13
PERCENT CHANGE	124-	2.33+	12+	12+	7.15+	0	0	0	1-	12+	7+	6-
	2.1-	16.7+	14.3+	33.3+	16.7+	0	0	0	25.0-	63.2+	14.6+	46.2-
MULLENS PD												
	2,586	10.82	28	16	57.14	0	0	0	0	4	24	0
NUMERICAL CHANGE	2,729	8.42	23	10	43.47	0	0	0	0	0	20	3
PERCENT CHANGE	143-	2.40+	5+	6+	13.67+	0	0	0	0	4+	4+	3-
	5.2-	28.5+	21.7+	60.0+	31.4+	0	0	0	0	0	20.0+	0
PINEVILLE PD												
	1,160	20.68	24	6	25.00	0	0	0	3	6	13	2
NUMERICAL CHANGE	1,126	17.10	8	4	50.00	0	0	0	2	5	10	1
PERCENT CHANGE	34+	13.58+	16+	2+	25.00-	0	0	0	1+	1+	13+	1+
	3.0+	191.3+	200.0+	50.0+	50.0-	0	0	0	50.0+	20.0+	100.0+	0
OCEANA PD												
	2,144	20.52	44	26	59.09	0	0	0	0	21	18	5
NUMERICAL CHANGE	2,159	24.54	53	22	41.50	0	0	0	2	14	28	9
PERCENT CHANGE	15-	4.02-	9-	4+	17.59+	0	0	0	2-	7+	10-	4-
	7-	16.6-	17.0-	18.2+	42.4+	0	0	0	0	50.0+	35.7-	44.4-

## **PART I ARRESTS BY CHARGE AND AGENCY TYPE**

The report in this section details the number of persons arrested for Part I Offenses for the reporting periods of 1985 and 1986. Definitions for each of the Part I Offenses may be found in this book in the Table of Contents under the category entitled "Classification of Offenses."

# PART I ARRESTS

	PART I ARRESTS BY CHARGE AND AGENCY TYPE		TOTAL	PAGE 1 CRIMINAL HOMICIDE FORCIBLE ROBBERY AGGRAV BURGLARY LARCENY AUTO									
	JUVENILE	ADULTS		GRAND	MURDER	NEG	MANSL	RAPE	ASSAULT	ROBBERY	AGGRAV	BURGLARY	LARCENY
MEST VIRGINIA	86	2376	8372	10748	125	5	149	335	1164	2182	6260	528	
CHANGE	85	2314	8301	10615	81	12	184	385	1287	2418	5736	532	
		62+	71+	133+	44+	7-	35-	30-	123-	236-	524+	4-	
RURAL	86	766	3617	4503	89	4	91	151	771	1346	1615	316	
CHANGE	85	806	3798	4602	54	9	113	154	658	1510	1795	309	
		38-	19+	19-	35+	5-	22-	3-	113+	164-	20+	7+	
SHERIFF'S	86	200	2046	2246	33	2	42	61	540	469	1031	68	
CHANGE	85	221	2046	2267	19	6	41	73	415	584	1014	113	
		21-	0	21-	14+	4-	1+	12-	125+	115-	17+	47-	
STATE POLICE	86	566	1771	2337	56	2	49	90	231	877	784	248	
CHANGE	85	583	1752	2335	35	3	72	81	243	926	781	194	
		17-	19+	2+	21+	1-	23-	9+	12-	49-	3+	54+	
MUNICIPAL	86	1610	4555	6165	36	1	58	184	393	836	4445	212	
CHANGE	85	1510	4503	6013	27	3	71	211	629	908	3941	223	
		100+	52+	152+	9+	2-	13-	27-	236-	72-	504+	11-	
BARBOUR CITY	86	20	23	43	2	0	0	0	1	22	15	3	
CHANGE	85	12	24	36	0	0	1	0	3	11	20	1	
		8+	1-	7+	2+	0	1-	0	2-	11+	5-	2+	
RURAL	86	2	16	18	1	0	0	0	1	11	3	2	
CHANGE	85	8	8+	16	0	0	1-	0	1	11	2	1+	
		6-		2+	1+				0	0	1+	1+	
SHERIFF	86	1	8	9	1	0	0	0	1	5	2	0	
CHANGE	85	3	6+	7	0	0	0	0	1	6	0	0	
		4-		2+	1+				0	1-	2+	0	
STATE POLICE	86	1	8	9	0	0	0	0	0	6	1	2	
CHANGE	85	3	6	9	0	0	1-	0	0	3	2	1+	
		2-	2+	0	0				0	1+	1-	1+	
MUNICIPAL	86	18	7	25	1	0	0	0	0	11	12	1	
CHANGE	85	6	16	20	0	0	0	0	2	0	18	1	
		16+	9-	5+	1+				2-	11+	6-	1+	
BELINGTON PD	86	4	2	6	0	0	0	0	0	0	6	0	
CHANGE	85	2	1	3	0	0	0	0	0	0	3	0	
		2+	1+	3+	0				0	0	3+	0	
PHILIPPI PD	86	14	5	19	1	0	0	0	0	11	6	1	
CHANGE	85	2	15	17	0	0	0	0	2	0	15	0	
		12+	10-	2+	1+				2-	11+	9-	1+	

PART I ARRESTS BY CHARGE AND AGENCY TYPE

AGENCY	TOTAL	JUVENILE	ADULTS	GRAND CRIMINAL	MURDER	HEG MANSL	RAPE	FORCIBLE	ROBBERY	AGGRAV ASSAULT	BURGLARY	LARCENY	AUTO THEFT
BERKELEY CITY	86	107	354	461	5	0	5	18	34	110	271	18	
CHANGE	85	97	246	343	0	0	2	13	10	67	235	16	
RURAL	86	59	156	215	1	0	5	12	20	58	109	10	
CHANGE	85	34	60	94	0	0	2	7	9	20	54	2	
SHERIFF	86	40	87	127	1	0	2	5	14	33	71	1	
CHANGE	85	16	31	47	0	0	0	0	5	12	30	0	
STATE POLICE	86	24+	56+	80+	1+	0	2+	5+	9+	21+	41+	1+	
CHANGE	85	18	29	47	0	0	0	0	6	25	38	9	
MUNICIPAL	86	48	198	246	4	0	0	6	14	52	162	8	
CHANGE	85	63	186	249	0	0	0	6	1	47	181	14	
MARTINSBURG PD	86	48	198	246	4	0	0	6	14	52	162	8	
CHANGE	85	63	186	249	0	0	0	6	1	47	181	14	
BOONE CITY	86	8	96	104	7	0	1	2	10	26	48	19	
CHANGE	85	9	130	139	0	0	1	1	6	68	60	3	
RURAL	86	8	96	104	7	0	1	2	10	26	48	19	
CHANGE	85	9	130	139	0	0	1	1	6	68	60	3	
SHERIFF	86	0	58	58	1	0	1	0	7	13	33	3	
CHANGE	85	0	54	54	0	0	0	0	0	20	33	0	
STATE POLICE	86	8	26	34	6	0	0	2	1	10	8	7	
CHANGE	85	9	66	75	0	0	1	3	3	45	23	3	
MUNICIPAL	86	0	12	12	0	0	0	0	2	3	7	0	
CHANGE	85	0	10	10	0	0	0	0	1	0	4	0	
MADISON PD	86	0	9	9	0	0	0	0	0	3	6	0	
CHANGE	85	0	4	4	0	0	0	0	1	3	0	0	

PART I ARRESTS

# PART I ARRESTS

	PART I ARRESTS BY CHARGE AND AGENCY TYPE		TOTAL	AGENCY TYPE										ROBBERY	AGGRAV ASSAULT	BURGLARY	LARCENY	AUTO THEFT
	JUVENILE	ADULTS		GRAND TOTAL	MURDER	CRIMINAL	HOMICIDE	FORCIBLE	RAPE	NEG	MANSL	RAPE						
WHITESVILLE PD	0	0	0	0	0	0	0	0	0	0	0	0	0	0	0	0	0	0
CHANGE	0	0	0	0	0	0	0	0	0	0	0	0	0	0	0	0	0	0
DANVILLE PD	0	3	3	0	0	0	0	0	0	0	0	0	2	2	0	1	4	0
CHANGE	0	6	6	0	0	0	0	0	0	0	0	0	0	0	0	4	0	0
BRAXTON CTY TOTAL	3	30	33	0	0	0	7	0	0	0	0	0	5	5	3	14	8	2
CHANGE	7	18	25	0	0	0	4	0	0	0	0	0	1	1	7	10	8	2
RURAL	3	23	26	0	0	0	7	0	0	0	0	0	5	5	1	11	2	2
CHANGE	4	18	22	0	0	0	4	0	0	0	0	0	4	4	3	9	2	2
SHERIFF	0	0	0	0	0	0	1	0	0	0	0	0	0	0	0	7	1	0
CHANGE	1	6	7	0	0	0	0	0	0	0	0	0	1	1	0	6	1	0
STATE POLICE	3	15	18	0	0	0	6	0	0	0	0	0	5	5	1	4	2	2
CHANGE	6	12	18	0	0	0	2	0	0	0	0	0	5	5	6	3	2	2
MUNICIPAL	0	7	7	0	0	0	0	0	0	0	0	0	0	0	2	3	6	0
CHANGE	3	0	3	0	0	0	1	0	0	0	0	0	0	0	1	4	3	2
GASSAWAY PD	0	0	0	0	0	0	0	0	0	0	0	0	0	0	0	0	0	0
CHANGE	0	1	1	0	0	0	1	0	0	0	0	0	0	0	0	0	0	0
SUTTON PD	0	7	7	0	0	0	0	0	0	0	0	0	0	0	2	2	2	2
CHANGE	3	2	5	0	0	0	0	0	0	0	0	0	0	0	1	3	2	2
BURNSVILLE PD	0	0	0	0	0	0	0	0	0	0	0	0	0	0	0	0	0	0
CHANGE	0	1	1	0	0	0	0	0	0	0	0	0	0	0	0	0	1	0
BROOKE CTY TOTAL	17	65	82	0	0	0	0	0	0	0	0	0	7	7	9	32	3	3
CHANGE	17	52	69	0	0	0	5	0	0	0	0	0	4	4	26	34	2	2
RURAL	2	37	39	0	0	0	0	0	0	0	0	0	6	6	9	21	2	2
CHANGE	10	51	61	0	0	0	5	0	0	0	0	0	3	3	23	25	3	3



	PART I ARRESTS BY CHARGE AND AGENCY TYPE		PAGE	CRIMINAL HOMICIDE FORCIBLE ROBBERY AGGRAV BURGLARY LARCENY AUTO									
	JUVENILE	ADULTS		GRAND TOTAL	MURDER	NEG	MANSL	RAPE	ASSAULT	BURGLARY	LARCENY	THEFT	
SHERIFF	2	23	25	0	0	0	0	1	3	5	14	2	
CHANGE	10	43	53	0	0	0	2	3	3	19	24	2	
STATE POLICE	8-	20-	28-	0	0	0	2-	2-	0	14-	10-	0	
CHANGE	0	14	14	0	0	0	0	0	3	4	7	0	
MUNICIPAL	0	8	8	0	0	0	3	0	3	6	1	0	
CHANGE	0	6+	6+	0	0	0	3-	0	3+	0	6+	0	
FOLLANSBEE PD	5	8	13	0	0	0	0	0	1	0	11	1	
CHANGE	7	6	13	0	0	0	0	0	1	3	9	0	
WELLSBURG PD	2-	2+	0	0	0	0	0	0	0	3-	2+	1+	
CHANGE	0	0	0	0	0	0	0	0	0	0	0	0	
BETHANY PD	0	0	0	0	0	0	0	0	0	0	0	0	
CHANGE	0	0	0	0	0	0	0	0	0	0	0	0	
CABELL CITY	5	8	13	0	0	0	0	1	1	0	11	1	
CHANGE	4	6	10	0	0	0	0	1	1	0	9	0	
RURAL	1+	2+	3+	0	0	0	0	0	0	0	2+	1+	
CHANGE	0	0	0	0	0	0	0	0	0	0	0	0	
SHERIFF	31	303	334	3	0	0	6	9	106	88	112	10	
CHANGE	27	186	213	1	0	0	4	6	57	41	95	9	
STATE POLICE	4+	117+	121+	2+	0	0	2+	3+	49+	47+	17+	1+	
CHANGE	6	181	187	1	0	0	6	2	105	13	57	3	
MUNICIPAL	5	128	133	0	0	0	4	3	44	13	67	2	
CHANGE	1+	53+	54+	1+	0	0	2+	1-	61+	0	10-	1+	
BARBOURSVILLE PD	25	122	147	2	0	0	0	7	1	75	55	7	
CHANGE	22	58	80	1	0	0	0	3	13	28	28	7	
HUNTINGTON PD	3+	64+	67+	1+	0	0	0	4+	12-	47+	27+	0	
CHANGE	228	728	956	9	0	0	14	45	79	138	657	14	
CHANGE	251	986	1237	3	0	0	19	45	310	130	715	15	
CHANGE	23-	258-	281-	6+	0	0	5-	0	231-	8+	58-	1-	
BARBOURSVILLE PD	27	50	77	0	0	0	0	0	0	0	77	0	
CHANGE	33	35	68	0	0	0	1	0	1	0	65	1	
HUNTINGTON PD	6-	15+	9+	0	0	0	1-	0	1-	0	12+	1-	
CHANGE	197	664	861	8	0	0	14	45	75	134	573	12	
CHANGE	216	945	1161	3	0	0	18	45	307	130	645	13	
CHANGE	19-	281-	300-	5+	0	0	4-	0	232-	4+	72-	1-	

PART I ARRESTS

# PART I ARRESTS

	PART I ARRESTS BY CHARGE AND AGENCY TYPE		PAGE 5		AGENCY TYPE							AUTO THEFT
	JUVENILE	ADULTS	GRAND TOTAL	CRIMINAL	HOMICIDE	FORCIBLE	ROBBERY	AGGRAV ASSAULT	BURGLARY	LARCENY		
MILTON PD	4	10	14	1	0	0	0	0	3	4	4	2
CHANGE	3+	7+	10+	1+	0	0	0	0	3+	4+	1+	1+
MU SECURITY POLICE	0	4	4	0	0	0	0	0	1	0	3	0
CHANGE	1-	1+	0	0	0	0	0	0	1-	0	1+	0
CALHOUN CTY	2	43	45	0	3	0	0	0	11	9	19	3
CHANGE	2+	33+	35+	0	3+	0	0	0	10+	6+	13+	3+
RURAL	2	43	45	0	3	0	0	0	11	9	19	3
CHANGE	2+	33+	35+	0	3+	0	0	0	10+	6+	13+	3+
SHERIFF	0	15	15	0	0	0	0	0	6	0	7	2
CHANGE	0	15+	15+	0	0	0	0	0	6+	0	7+	2+
STATE POLICE	2	28	30	0	3	0	0	0	5	9	12	1
CHANGE	2+	18+	20+	0	3+	0	0	0	4+	6+	6+	1+
MUNICIPAL	0	0	0	0	0	0	0	0	0	0	0	0
CHANGE	0	0	0	0	0	0	0	0	0	0	0	0
GRANTSVILLE PD	0	0	0	0	0	0	0	0	0	0	0	0
CHANGE	0	0	0	0	0	0	0	0	0	0	0	0
CLAY CTY	0	38	38	0	0	0	0	0	7	13	11	6
CHANGE	6-	21-	27-	1-	1-	1-	1-	1-	14-	2-	19-	4+
RURAL	0	38	38	0	0	0	0	0	7	13	11	6
CHANGE	6-	21-	27-	1-	1-	1-	1-	1-	14-	2-	19-	4+
SHERIFF	0	7	7	0	0	0	0	0	0	1	6	0
CHANGE	0	4-	4-	0	0	0	0	0	0	1-	2-	0
STATE POLICE	0	31	31	0	0	0	0	0	7	13	11	6
CHANGE	6-	17-	23-	1-	1-	1-	1-	1-	14-	1-	17-	4+

PAGE 6  
PART I ARRESTS BY CHARGE AND AGENCY TYPE

	JUVENILE	ADULTS	GRAND TOTAL	MURDER	NEG MANSL	HOMICIDE	FORCIBLE RAPE	ROBBERY	AGGRAV ASSAULT	BURGLARY	LARCENY	AUTO THEFT
MUNICIPAL	0	0	0	0	0	0	0	0	0	0	0	0
CHANGE	0	0	0	0	0	0	0	0	0	0	0	0
CLAY PD	0	0	0	0	0	0	0	0	0	0	0	0
CHANGE	0	0	0	0	0	0	0	0	0	0	0	0
DODDRIDGE CTY TOTAL	6	6	12	0	0	0	0	0	0	2	7	3
CHANGE	5	11	16	0	1	1	0	0	0	8	4	2
RURAL	1+	5-	4-	1-	1-	1-	0	0	0	6-	3+	1+
CHANGE	6	6	12	0	0	0	0	0	0	2	7	3
SHERIFF	1+	3-	2-	1-	1-	1-	0	0	0	6	4	2
CHANGE	0	0	0	0	0	0	0	0	0	4-	3+	1+
STATE POLICE	2-	2-	4-	0	0	0	0	0	0	2	0	0
CHANGE	2-	2-	4-	0	0	0	0	0	0	2-	2-	0
MUNICIPAL	6	6	12	0	0	0	0	0	0	2	7	3
CHANGE	3	7	10	0	1	1	0	0	0	4	2	2
WEST UNION PD	3+	1-	2+	1-	1-	1-	0	0	0	2-	5+	1+
CHANGE	0	0	0	0	0	0	0	0	0	0	0	0
CHANGE	0	2	2-	0	0	0	0	0	0	2-	0	0
CHANGE	0	2	2-	0	0	0	0	0	0	2-	0	0
FAYETTE CTY TOTAL	58	207	265	6	0	9	9	9	26	71	124	20
CHANGE	79	207	286	0	1	8	7	7	34	87	123	26
RURAL	21-	0	21-	6+	1-	1+	2+	2+	8-	16-	1+	6-
CHANGE	34	135	169	3	0	8	8	8	17	58	57	18
SHERIFF	31-	163	228	0	1	8	7	7	31	78	81	22
CHANGE	13	63	76	2	0	6	1	10	24	24	25	8
STATE POLICE	18-	94	125	2+	1-	5	6	6	27	39	41	6
CHANGE	21	72	93	1	0	2	7	7	34	32	32	10
CHANGE	34	69	103	0	0	3	1	4	39	40	40	16
CHANGE	13-	3+	10-	1+	0	1-	6+	3+	5-	8-	8-	6-

PART I ARRESTS

# PART I ARRESTS

	MUNICIPAL	PART I ARRESTS BY CHARGE AND AGENCY TYPE		TOTAL	CRIMINAL MURDER	HOMICIDE	NEG MANSL	FORCIBLE RAPE	ROBBERY	AGGRAV ASSAULT	BURGLARY	LARCENY	AUTO THEFT
		JUVENILE	ADULTS										
		24	72	96	3	0	0	1	1	9	13	67	2
		14	44	58	0	0	0	0	0	3	9	42	4
		10+	28+	38+	3+	0	0	1+	1+	6+	4+	25+	2-
	ANSTED PD	2	8	10	0	0	0	0	0	1	3	4	2
		0	2	2	0	0	0	0	0	2	0	0	0
		2+	6+	8+	0	0	0	0	0	1-	3+	4+	2+
	FAYETTEVILLE PD	1	3	4	0	0	0	0	0	1	2	1	0
		1	0	1	0	0	0	0	0	0	1	0	0
		0	3+	3+	0	0	0	0	0	1+	1+	1+	0
	MONTGOMERY PD	2	7	9	2	0	0	0	0	0	0	7	0
		1	14	15	0	0	0	0	0	0	1	14	0
		1+	7-	6-	2+	0	0	0	0	0	1-	7-	0
	MOUNT HOPE PD	6	8	14	0	0	0	1	1	3	3	6	0
		7	4	11	0	0	0	0	0	3	3	4	3
		1-	4+	3+	0	0	0	1+	1+	2+	0	2+	3-
	OAK HILL PD	12	38	50	0	0	0	0	0	0	5	45	0
		5	21	26	0	0	0	0	0	0	3	22	1
		7+	17+	24+	0	0	0	0	0	0	2+	23+	1-
	MEADOW BRIDGE PD	0	0	0	0	0	0	0	0	0	0	0	0
		0	0	0	0	0	0	0	0	0	0	0	0
		0	0	0	0	0	0	0	0	0	0	0	0
	SMITHERS PD	0	2	2	1	0	0	0	0	1	0	0	0
		0	2	2	0	0	0	0	0	0	0	2	0
		0	0	0	1+	0	0	0	0	1+	0	2-	0
	PAX PD	0	0	0	0	0	0	0	0	0	0	0	0
		0	0	0	0	0	0	0	0	0	0	0	0
		0	0	0	0	0	0	0	0	0	0	0	0
	VA TECH SECURITY	1	1	2	0	0	0	0	0	0	0	2	0
		0	1	1	0	0	0	0	0	0	1	0	0
		1+	0	1+	0	0	0	0	0	0	1-	2+	0
	GAULEY BRIDGE PD	0	5	5	0	0	0	0	0	3	0	2	0
		0	0	0	0	0	0	0	0	0	0	0	0
		0	5+	5+	0	0	0	0	0	3+	0	2+	0
*****													
GILMER CTY TOTAL													
		2	11	13	0	0	0	0	0	2	3	6	2
		0	23	23	0	0	0	0	0	5	4	13	1
		2+	12-	10-	0	0	0	0	0	3-	1-	17-	1+
*****													
RURAL													
		0	9	9	0	0	0	0	0	2	3	4	0
		0	8	8	0	0	0	0	0	2	4	2+	0
		0	1+	1+	0	0	0	0	0	0	1-	2+	0

PART I ARRESTS BY CHARGE AND AGENCY TYPE		CRIMINAL MURDER	HOMICIDE NEG	FORCIBLE RAPE	ROBBERY	AGGRAV ASSAULT	BURGLARY	LARCENY	AUTO THEFT
JUVENILE	ADULTS	TOTAL							
SHERIFF	86	4	0	0	0	1	0	3	0
CHANGE	85	4	0	0	0	1	1	2	0
STATE POLICE	86	5	0	0	0	1	3	1	0
CHANGE	85	4	0	0	0	1	3	0	0
MUNICIPAL	86	2	0	0	0	0	0	2	2
CHANGE	85	15	0	0	0	3	1	1	1
GLENVILLE PD	86	2	0	0	0	0	0	2	2
CHANGE	85	14	0	0	0	3	10	1	1
GLENVILLE ST SECURITY	86	0	0	0	0	0	0	0	0
CHANGE	85	1	0	0	0	0	0	1	0
GRANT CTY TOTAL	86	4	0	0	1	1	0	1	1
CHANGE	85	7	0	2	1	2	2	0	1
RURAL	86	4	0	0	1	1	0	1	1
CHANGE	85	7	0	2	1	2	2	1	0
SHERIFF	86	1	0	0	0	0	0	0	1
CHANGE	85	2	0	0	0	1	0	0	1
STATE POLICE	86	3	0	0	1	1	0	1	0
CHANGE	85	5	0	2	1	0	2	1	0
MUNICIPAL	86	0	0	0	0	0	0	0	0
CHANGE	85	0	0	0	0	0	0	0	0
PETERSBURG PD	86	0	0	0	0	0	0	0	0
CHANGE	85	0	0	0	0	0	0	0	0
BAYARD PD	86	0	0	0	0	0	0	0	0
CHANGE	85	0	0	0	0	0	0	0	0
GREENBRIER CTY TOTAL	86	92	5	1	1	14	46	41	15
CHANGE	85	27	0	1	5	5	28	30	15
CHANGE	85	45+	5+	1+	4-	9+	18+	11+	10+

PART I ARRESTS

# PART I ARRESTS

	PAGE	PART I ARRESTS BY CHARGE AND AGENCY TYPE		AGENCY TYPE	CRIMINAL MURDER	HOMICIDE	FORCIBLE RAPE	ROBBERY	AGGRAV ASSAULT	BURGLARY	LARCENY	AUTO THEFT
		JUVENILE	ADULTS									
RURAL	86	13	62	75	4	1	0	1	11	26	27	5
CHANGE	85	20	45	65	0	0	1	5	4	20	30	5
		7-	17+	10+	4+	1+	1-	4-	7+	6+	3-	0
SHERIFF	86	5	15	20	1	0	0	0	3	8	8	0
CHANGE	85	0	9	9	0	0	0	1	2	1	3	3
		5+	6+	11+	1+	0	0	1-	2+	7+	5+	3-
STATE POLICE	86	8	47	55	3	1	0	1	8	18	19	5
CHANGE	85	20	36	56	0	1	1	4	3	19	27	2
		12-	11+	1-	3+	1+	1-	3-	5+	1-	8-	3+
MUNICIPAL	86	18	30	48	1	0	0	0	3	20	14	10
CHANGE	85	17	2	9	0	0	0	0	1	8	0	0
		11+	28+	39+	1+	0	0	0	2+	12+	14+	10+
LEWISBURG PD	86	11	8	19	0	0	0	0	0	7	6	6
CHANGE	85	4	1	5	0	0	0	0	1	4	0	0
		7+	7+	14+	0	0	0	0	1-	3+	6+	6+
RAINELLE PD	86	0	0	0	0	0	0	0	0	0	0	0
CHANGE	85	0	0	0	0	0	0	0	0	0	0	0
		0	0	0	0	0	0	0	0	0	0	0
RONCEVERTE PD	86	7	17	24	0	0	0	0	3	10	8	3
CHANGE	85	0	0	0	0	0	0	0	0	0	0	0
		7+	17+	24+	0	0	0	0	3+	10+	8+	3+
WHITE SULPHUR SPRINGS PD	86	0	5	5	1	0	0	0	0	3	0	1
CHANGE	85	3	1	4	0	0	0	0	0	4	0	0
		3-	4+	1+	1+	0	0	0	0	1-	0	1+
QUINWOOD PD	86	0	0	0	0	0	0	0	0	0	0	0
CHANGE	85	0	0	0	0	0	0	0	0	0	0	0
		0	0	0	0	0	0	0	0	0	0	0
RUPERT PD	86	0	0	0	0	0	0	0	0	0	0	0
CHANGE	85	0	0	0	0	0	0	0	0	0	0	0
		0	0	0	0	0	0	0	0	0	0	0
*****												
HAMPSHIRE CTY TOTAL	86	10	75	85	0	0	0	3	35	19	23	7
CHANGE	85	23	36	59	0	1	1	2	2	31	19	4
		13-	39+	26+	0	0	1-	1+	31+	12-	4+	3+
*****												
RURAL	86	9	75	84	0	0	0	3	33	19	23	6
CHANGE	85	23	35	58	0	0	1-	2	2	31	19	3
		14-	40+	26+	0	0	1-	1+	31+	12-	4+	3+
SHERIFF	86	3	43	46	0	0	0	0	30	2	13	1
CHANGE	85	6	3	9	0	0	0	0	0	6	3	0
		3-	40+	37+	0	0	0	0	30+	4-	10+	1+

PART I ARRESTS BY CHARGE AND AGENCY TYPE

	JUVENILE	ADULTS	GRAND TOTAL	MURDER	CRIMINAL	HOMICIDE	FORCIBLE	ROBBERY	AGGRAV	BURGLARY	LARCENY	AUTO THEFT
						NEG MANSL	RAPE		ASSAULT			
STATE POLICE	86	6	32	0	0	0	0	3	3	17	10	5
85	17	32	49	0	1	1	1	2	2	25	16	3
CHANGE	11-	0	11-	0	0	0	1-	1+	1+	8-	6-	2+
MUNICIPAL	86	1	0	0	0	0	0	0	0	0	0	1
85	0	1	1	0	0	0	0	0	0	0	0	1
CHANGE	1+	1-	0	0	0	0	0	0	0	0	0	0
ROMNEY PD	86	1	0	0	0	0	0	0	0	0	0	1
85	0	1	1	0	0	0	0	0	0	0	0	1
CHANGE	1+	1-	0	0	0	0	0	0	0	0	0	0
HANCOCK CTY	86	46	97	0	0	0	0	5	14	18	103	3
85	27	85	112	2	1	1	4	8	12	12	81	3
CHANGE	19+	12+	31+	2-	1-	1-	1+	6+	6+	6+	22+	0
RURAL	86	0	35	0	0	0	0	4	8	10	12	1
85	0	15	15	1	0	0	1	0	3	2	8	0
CHANGE	0	20+	20+	1-	0	0	1-	4+	5+	8+	4+	1+
SHERIFF	86	0	35	0	0	0	0	4	8	10	12	1
85	0	14	14	1	0	0	1	0	3	2	7	0
CHANGE	0	21+	21+	1-	0	0	1-	4+	5+	8+	5+	1+
STATE POLICE	86	0	1	0	0	0	0	0	0	0	0	0
85	0	1	1	0	0	0	0	0	0	0	0	0
CHANGE	0	1-	1-	0	0	0	0	0	0	0	0	0
MUNICIPAL	86	46	62	0	0	0	0	1	6	8	91	2
85	27	70	97	1	1	1	0	4	5	10	73	3
CHANGE	19+	8-	11+	1-	1-	1-	0	3-	1+	2-	18+	1-
CHESTER PD	86	0	0	0	0	0	0	0	0	0	0	0
85	0	1	1	0	0	0	0	0	0	1	0	0
CHANGE	0	1-	1-	0	0	0	0	0	0	1-	0	0
WEIRTON PD	86	46	62	0	0	0	0	1	6	8	91	2
85	26	69	95	1	1	1	0	4	5	9	73	2
CHANGE	20+	7-	13+	1-	1-	1-	0	3-	1+	1-	18+	0
NEW CUMBERLAND PD	86	0	0	0	0	0	0	0	0	0	0	0
85	1	0	1	0	0	0	0	0	0	0	0	0
CHANGE	1-	0	1-	0	0	0	0	0	0	0	0	0
HARDY CTY	86	1	8	9	0	0	0	0	2	1	1	3
85	7	8	15	1	1	1	1	0	1	6	2	4
CHANGE	6-	0	6-	1+	0	0	1-	0	1+	5-	1-	1-

PART I ARRESTS

# PART I ARRESTS

	PART I ARRESTS BY CHARGE AND AGENCY TYPE		TOTAL	PAGE 11											AGGRAV ASSAULT	BURGLARY LARCENY	AUTO THEFT
	JUVENILE	ADULTS		GRAND	CRIMINAL	HOMICIDE	FORCIBLE	ROBBERY	AGGRAV ASSAULT	BURGLARY	LARCENY	AUTO THEFT					
RURAL	1	7	8	2	0	0	0	0	0	0	0	0	0	1	1	1	3
85	0	4	4	1	0	0	0	0	0	0	0	0	0	0	2	0	0
CHANGE	1+	3+	4+	1+	0	0	0	0	0	0	0	0	0	1+	1-	1+	3+
SHERIFF	1	2	3	0	0	0	0	0	0	0	0	0	0	0	0	1	2
85	0	1	1	0	0	0	0	0	0	0	0	0	0	0	1	0	0
CHANGE	1+	1+	2+	0	0	0	0	0	0	0	0	0	0	1+	1-	1+	2+
STATE POLICE	0	5	5	2	0	0	0	0	0	0	0	0	0	0	1	0	1
86	0	3	3	1	0	0	0	0	0	0	0	0	0	0	1	0	0
CHANGE	0	2+	2+	1+	0	0	0	0	0	0	0	0	0	1+	0	0	1+
MUNICIPAL	0	1	1	0	0	0	0	0	0	0	0	0	0	0	0	0	0
86	0	4	11	0	0	0	0	0	0	0	0	0	0	0	0	0	0
85	7-	3-	10-	0	0	0	0	0	0	0	0	0	0	0	4-	2-	4-
CHANGE	7-	3-	10-	0	0	0	0	0	0	0	0	0	0	0	4-	2-	4-
MOOREFIELD PD	0	1	1	0	0	0	0	0	0	0	0	0	0	0	0	0	0
86	0	4	4	0	0	0	0	0	0	0	0	0	0	0	0	0	0
85	0	3-	3-	0	0	0	0	0	0	0	0	0	0	0	1	2	0
CHANGE	0	3-	3-	0	0	0	0	0	0	0	0	0	0	0	1-	2-	0
WARDENSVILLE PD	0	0	0	0	0	0	0	0	0	0	0	0	0	0	0	0	0
86	0	0	0	0	0	0	0	0	0	0	0	0	0	0	0	0	0
85	7-	0	7-	0	0	0	0	0	0	0	0	0	0	0	0	0	0
CHANGE	7-	0	7-	0	0	0	0	0	0	0	0	0	0	0	0	0	0
HARRISON CTY TOTAL	78	526	604	3	0	0	0	0	0	0	0	0	0	34	57	471	24
86	82	457	539	3	0	0	0	0	0	0	0	0	0	60	91	352	15
85	4-	69+	65+	0	0	0	0	0	0	0	0	0	0	25-	34-	119+	19+
CHANGE	4-	69+	65+	0	0	0	0	0	0	0	0	0	0	25-	34-	119+	19+
RURAL	9	114	123	3	0	0	0	0	0	0	0	0	0	21	28	61	5
85	11	109	120	2	0	0	0	0	0	0	0	0	0	20	35	57	4
CHANGE	2-	5+	3+	1+	0	0	0	0	0	0	0	0	0	1+	7-	4+	1+
SHERIFF	2	74	76	1	0	0	0	0	0	0	0	0	0	10	8	53	0
86	7	55	62	0	0	0	0	0	0	0	0	0	0	13	34	3	3
85	5-	19+	14+	1+	0	0	0	0	0	0	0	0	0	3-	19+	3-	3-
CHANGE	5-	19+	14+	1+	0	0	0	0	0	0	0	0	0	3-	19+	3-	3-
STATE POLICE	7	40	47	2	0	0	0	0	0	0	0	0	0	11	20	8	5
86	4	54	58	0	0	0	0	0	0	0	0	0	0	17	25	23	1
85	3+	14-	11-	0	0	0	0	0	0	0	0	0	0	4+	5-	15-	4+
CHANGE	3+	14-	11-	0	0	0	0	0	0	0	0	0	0	4+	5-	15-	4+
MUNICIPAL	69	412	481	0	0	0	0	0	0	0	0	0	0	13	29	410	19
86	71	348	419	1	0	0	0	0	0	0	0	0	0	40	56	295	11
85	2-	64+	62+	1-	0	0	0	0	0	0	0	0	0	27-	27-	115+	8+
CHANGE	2-	64+	62+	1-	0	0	0	0	0	0	0	0	0	27-	27-	115+	8+
BRIDGEPORT PD	30	216	246	0	0	0	0	0	0	0	0	0	0	4	2	234	5
86	25	178	203	0	0	0	0	0	0	0	0	0	0	8	2	183	2
85	5+	38+	43+	0	0	0	0	0	0	0	0	0	0	4-	6-	51+	3+
CHANGE	5+	38+	43+	0	0	0	0	0	0	0	0	0	0	4-	6-	51+	3+
CLARKSBURG PD	29	105	134	0	0	0	0	0	0	0	0	0	0	8	23	86	9
86	36	131	167	1	0	0	0	0	0	0	0	0	0	12	40	75	7
85	7-	26-	33-	1-	0	0	0	0	0	0	0	0	0	24-	17-	111+	2+
CHANGE	7-	26-	33-	1-	0	0	0	0	0	0	0	0	0	24-	17-	111+	2+



PAGE 12  
PART I ARRESTS BY CHARGE AND AGENCY TYPE

	JUVENILE	ADULTS	GRAND TOTAL	MURDER	CRIMINAL	HOMICIDE	FORCIBLE	ROBBERY	AGGRAV	BURGLARY	LARCENY	AUTO THEFT
SALEM PD	4	9	13	0	0	0	0	0	0	0	13	0
CHANGE	0	15	15	0	0	0	0	0	0	1	13	1-
SHINNSTON PD	0	0	0	0	0	0	0	0	0	0	0	0
CHANGE	0	1	1	0	0	0	0	1	0	0	0	0
STONEMOOD PD	2	1	3	0	0	0	0	0	0	2	1	0
CHANGE	1-	4	7	0	0	0	0	0	0	3-	1-	0
ANMOORE PD	0	3	3	0	0	0	0	0	0	1	1	1
CHANGE	1-	0	1	0	0	0	0	0	0	1	0	0
NUTTER FORT PD	3	73	76	0	0	0	0	0	0	0	73	3
CHANGE	3-	16	22	0	0	0	0	2-	0	1	18	2+
LUMBERPORT PD	1	4	5	0	0	0	0	0	1	1	2	1
CHANGE	1+	4	4	0	0	0	0	0	0	0	4	0
LOST CREEK PD	0	0	0	0	0	0	0	0	0	0	0	0
CHANGE	0	0	0	0	0	0	0	0	0	0	0	0
WEST MILFORD PD	0	0	0	0	0	0	0	0	0	0	0	0
CHANGE	0	0	0	0	0	0	0	0	0	0	0	0
JACKSON CTY TOTAL	35	63	98	0	0	0	0	0	7	11	70	10
CHANGE	17+	94	112	1	0	2	2-	1-	10	9	61	9
RURAL	9	37	46	0	0	0	0	0	6	6	29	5
CHANGE	4+	23-	65	1-	1-	0	2-	1-	8	30	16	7-
SHERIFF	7	26	33	0	0	0	0	0	3	6	24	0
CHANGE	4+	7-	36	0	0	0	2-	0	8	17	6	3-
STATE POLICE	2	11	13	0	0	0	0	0	3	0	18+	5
CHANGE	0	27-	29	1-	1-	0	0	1-	3	13	5	4
MUNICIPAL	26	36	62	0	0	0	0	0	1	5	41	5
CHANGE	13+	8-	47	0	0	0	0	0	2	18	25	2+
			5+						1-	15-	16+	3+

PART I ARRESTS

# PART I ARRESTS

	PART I ARRESTS BY CHARGE AND AGENCY TYPE		CRIMINAL HOMICIDE FORCIBLE ROBBERY AGGRAV BURGLARY LARCENY AUTO									
	JUVENILE	ADULTS	GRAND TOTAL	MURDER	NEG MANSL	RAPE	ROBBERY	AGGRAV ASSAULT	BURGLARY	LARCENY	AUTO THEFT	
RAVENSHOOD PD	25	20	45	0	0	0	0	0	4	16	5	
CHANGE	18+	5-	13+	0	0	0	0	2-	13	17+	0	
RIPLEY PD	1	6	7	0	0	0	0	1	1	5	0	
CHANGE	5-	3-	8-	0	0	0	0	1+	4-	3-	2-	
JEFFERSON QTY TOTAL	90	111	201	2	0	1	6	18	45	107	22	
CHANGE	106	131	237	1	1	0	3	17	77	120	18	
RURAL	50	65	115	2	0	1	3	10	29	51	19	
CHANGE	3-	9-	12-	2+	1-	1+	3+	12-	27-	46	12	
SHERIFF	1	9	10	0	0	0	1	7	0	1	1	
CHANGE	1+	1+	2+	0	0	0	1+	0	1-	0	0	
STATE POLICE	49	56	105	2	0	1	2	3	29	50	18	
CHANGE	4-	10-	14-	2+	1-	1+	2+	2-	26-	4+	6+	
MUNICIPAL	40	46	86	0	0	0	3	8	16	56	3	
CHANGE	13-	11-	24-	1-	0	0	3	3+	21	74	5	
CHARLES TOWN PD	21	35	56	0	0	0	3	5	6	39	3	
CHANGE	8-	15-	23-	1-	0	0	2+	0	0	22-	2-	
SHEPHERDSTOWN PD	0	2	2	0	0	0	0	1	1	0	0	
CHANGE	0	2+	2+	0	0	0	0	1+	1+	0	0	
RANSON PD	5	2	7	0	0	0	0	0	4	3	0	
CHANGE	4-	1-	5-	0	0	0	1-	0	6-	3+	1-	
HARPERS FERRY PD	14	7	21	0	0	0	0	2	5	14	0	
CHANGE	1-	3+	2+	0	0	0	1-	0	5	13	0	
KANAWHA QTY TOTAL	510	595	1105	17	1	29	77	130	327	1447	77	
CHANGE	126+	233+	359+	7+	1-	22-	30-	20-	1+	405+	19+	

	PART I ARRESTS BY CHARGE AND GRAND TOTAL		PAGE 14														BURGLARY	LARCENY	AGGRAV ASSAULT	ROBBERY	FORCIBLE RAPE	HOMICIDE	MURDER	AGENCY TYPE	CRIMINAL	AUTO THEFT
	JUVENILE	ADULTS	MURDER	CRIMINAL	HOMICIDE	FORCIBLE RAPE	ROBBERY	AGGRAV ASSAULT	BURGLARY	LARCENY	AGGRAV ASSAULT	ROBBERY	FORCIBLE RAPE	HOMICIDE	MURDER	AGENCY TYPE										
RURAL	86	390	117	507	10	0	13	19	56	185	187	37														
CHANGE	85	486	114	600	6+	0	21	40	81	199	223	32														
		96-	3+	93-	8-	0	8-	21-	25-	14-	36-	5+														
SHERIFF	86	155	20	175	7	0	6	6	41	37	70	8														
CHANGE	85	194	32	226	4	0	3	10	54	56	89	10														
		39-	12-	51-	3+	0	3+	4-	13-	19-	19-	2-														
STATE POLICE	86	235	97	332	3	0	7	13	15	148	117	29														
CHANGE	85	292	82	374	0	0	18	30	27	143	134	22														
		57-	15+	42-	11-	0	11-	17-	12-	5+	17-	7+														
MUNICIPAL	86	1205	393	1598	7	1	16	58	74	142	1260	40														
CHANGE	85	876	270	1146	6	2	30	67	69	127	819	26														
		329+	123+	452+	1+	1-	14-	9-	5+	15+	441+	14+														
BELLE PD	86	2	0	2	0	0	0	0	0	2	0	0														
CHANGE	85	1	1	2	0	0	0	0	0	2	0	0														
		1+	1-	0	0	0	0	0	0	0	0	0														
CHARLESTON PD	86	1041	348	1389	6	1	15	53	64	102	1120	28														
CHANGE	85	698	234	932	5	2	27	62	57	97	662	20														
		343+	114+	457+	1+	1-	12-	9-	7+	5+	458+	8+														
DUNBAR PD	86	62	8	70	0	0	0	2	1	3	61	3														
CHANGE	85	58	6	64	0	0	0	2+	1+	0	0	0														
		4+	2+	6+	0	0	0	2+	1+	0	0	0														
NITRO PD	86	9	5	14	1	0	0	0	0	1	5	4														
CHANGE	85	15	3	18	1	0	1	0	0	2	13	1														
		6-	2+	4-	1-	0	1-	0	0	1-	8-	3+														
ST ALBANS PD	86	47	13	60	0	0	0	0	0	8	49	3														
CHANGE	85	49	11	60	0	0	0	0	1	10	45	2														
		2-	2+	0	0	0	0	2-	1-	2-	4+	1+														
SOUTH CHARLESTON PD	86	23	11	34	0	0	1	3	6	10	14	0														
CHANGE	85	29	12	41	0	0	1	3	4	6	25	2														
		6-	1-	7-	0	0	0	0	2+	4+	11-	2-														
CHESAPEAKE PD	86	2	0	2	0	0	0	0	0	2	0	0														
CHANGE	85	0	0	0	0	0	0	0	0	0	0	0														
		2+	2+	2+	0	0	0	0	0	2+	0	0														
MARMET PD	86	3	8	11	0	0	0	0	0	8	2	1														
CHANGE	85	0	0	0	0	0	0	0	0	0	0	0														
		3+	8+	11+	0	0	0	0	0	8+	2+	1+														
EAST BANK PD	86	2	0	2	0	0	0	0	0	2	0	0														
CHANGE	85	0	0	0	0	0	0	0	0	0	0	0														
		2+	2+	2+	0	0	0	0	0	2+	0	0														

PART I ARRESTS

# PART I ARRESTS

	PAGE 15		PART I ARRESTS BY CHARGE AND AGENCY TYPE										AUTO THEFT							
	JUVENILE	ADULTS	GRAND TOTAL	MURDER	CRIMINAL	HOMICIDE	FORCIBLE	ROBBERY	AGGRAV	BURGLARY	LARCENY									
GLASGOW PD	0	0	0	0	0	0	0	0	0	0	0	0	0	0	0	0	0	0	0	0
CHANGE	0	0	0	0	0	0	0	0	0	0	0	0	0	0	0	0	0	0	0	0
CLENDENIN PD	0	7	7	0	0	0	0	0	0	0	0	0	0	0	0	0	0	0	0	0
CHANGE	0	1-	1-	0	0	0	0	0	0	0	0	0	0	0	0	0	0	0	0	0
CEDAR GROVE PD	0	0	0	0	0	0	0	0	0	0	0	0	0	0	0	0	0	0	0	0
CHANGE	0	3	3	0	0	0	0	0	0	0	0	0	0	0	0	0	0	0	0	0
PRATT PD	0	1	1	0	0	0	0	0	0	0	0	0	0	0	0	0	0	0	0	0
CHANGE	2-	1+	1-	0	0	0	0	0	0	0	0	0	0	0	0	0	0	0	0	0
HANDLEY PD	0	3	3	0	0	0	0	0	0	0	0	0	0	0	0	0	0	0	0	0
CHANGE	1-	2+	1+	0	0	0	0	0	0	0	0	0	0	0	0	0	0	0	0	0
W VA ST COLLEGE SECURITY	0	3	3	0	0	0	0	0	0	0	0	0	0	0	0	0	0	0	0	0
CHANGE	0	14	14	0	0	0	0	0	0	0	0	0	0	0	0	0	0	0	0	0
LEWIS CTY TOTAL	1	17	18	0	0	0	0	0	0	0	0	0	0	0	0	0	0	0	0	0
CHANGE	5	40	45	2	2	2	2	2	2	2	2	2	2	2	2	2	2	2	2	2
RURAL	0	13	13	0	0	0	0	0	0	0	0	0	0	0	0	0	0	0	0	0
CHANGE	3-	23-	26-	2-	2-	2-	2-	2-	2-	2-	2-	2-	2-	2-	2-	2-	2-	2-	2-	2-
SHERIFF	0	11	11	0	0	0	0	0	0	0	0	0	0	0	0	0	0	0	0	0
CHANGE	3-	17-	20-	1-	1-	1-	1-	1-	1-	1-	1-	1-	1-	1-	1-	1-	1-	1-	1-	1-
STATE POLICE	0	2	2	0	0	0	0	0	0	0	0	0	0	0	0	0	0	0	0	0
CHANGE	0	8	8	1-	1-	1-	1-	1-	1-	1-	1-	1-	1-	1-	1-	1-	1-	1-	1-	1-
MUNICIPAL	1	4	5	0	0	0	0	0	0	0	0	0	0	0	0	0	0	0	0	0
CHANGE	1-	0	1-	0	0	0	0	0	0	0	0	0	0	0	0	0	0	0	0	0
WESTON PD	1	4	5	0	0	0	0	0	0	0	0	0	0	0	0	0	0	0	0	0
CHANGE	1-	0	1-	0	0	0	0	0	0	0	0	0	0	0	0	0	0	0	0	0
LINCOLN CTY TOTAL	8	111	119	0	0	0	0	0	0	0	0	0	0	0	0	0	0	0	0	0
CHANGE	39	125	164	1	1	1	1	1	1	1	1	1	1	1	1	1	1	1	1	1

	PAGE 16		PART I ARRESTS BY CHARGE AND AGENCY TYPE										AUTO THEFT
	JUVENILE	ADULTS	GRAND TOTAL	MURDER	CRIMINAL NEG	HOMICIDE NEG	MANSL RAPE	FORCIBLE RAPE	ROBBERY	AGGRAV ASSAULT	BURGLARY	LARCENY	
RURAL	7	111	118	0	0	0	2	1	6	65	40	4	
CHANGE	39	125	164	1	0	0	0	1	14	68	55	23	
	32-	14-	46-	1-	0	0	0	0	8-	3-	15-	19-	
SHERIFF	0	8	8	0	0	0	1	1	1	2	3	0	
CHANGE	0	19	19	0	0	0	0	0	3	2	9	5	
	0	11-	11-	0	0	0	1+	1+	2-	0	6-	5-	
STATE POLICE	7	103	110	0	0	0	1	0	5	63	37	4	
CHANGE	39	106	145	1	0	0	2	1	11	66	46	18	
	32-	3-	35-	1-	0	0	1-	1-	6-	3-	9-	14-	
MUNICIPAL	1	0	1	0	0	0	0	0	0	0	1	0	
CHANGE	0	0	0	0	0	0	0	0	0	0	0	0	
	1+	0	1+	0	0	0	0	0	0	0	1+	0	
HAMLIN PD	1	0	1	0	0	0	0	0	0	0	1	0	
CHANGE	0	0	0	0	0	0	0	0	0	0	0	0	
	1+	0	1+	0	0	0	0	0	0	0	1+	0	
LOGAN CTY	37	154	191	8	0	0	0	3	25	50	81	24	
CHANGE	45	122	167	2	0	0	3	14	22	40	70	16	
	8-	32+	24+	6+	0	0	3-	11-	3+	10+	11+	8+	
RURAL	25	132	157	8	0	0	0	3	22	39	62	23	
CHANGE	24	108	132	2+	0	0	3-	14	18	27	52	16	
	1+	24+	25+	6+	0	0	0	11-	4+	12+	10+	7+	
SHERIFF	0	32	32	3	0	0	0	1	6	7	12	3	
CHANGE	0	47	47	1	0	0	0	9	7	5	20	5	
	0	15-	15-	2+	0	0	0	8-	1-	2+	8-	2-	
STATE POLICE	25	100	125	5	0	0	0	2	16	32	58	20	
CHANGE	24	61	85	1	0	0	3	3	11	22	32	11	
	1+	39+	40+	4+	0	0	3-	3-	5+	10+	18+	9+	
MUNICIPAL	12	22	34	0	0	0	0	0	3	11	19	1	
CHANGE	21	14	35	0	0	0	0	0	4	13	18	0	
	9-	8+	1-	0	0	0	0	0	1-	2-	1+	1+	
LOGAN PD	10	12	22	0	0	0	0	0	1	7	13	1	
CHANGE	18	11	29	0	0	0	0	0	4	8	17	0	
	8-	1+	7-	0	0	0	0	0	3-	1-	4-	1+	
MAN PD	0	6	6	0	0	0	0	0	2	0	4	0	
CHANGE	0	0	0	0	0	0	0	0	0	0	0	0	
	0	6+	6+	0	0	0	0	0	2+	0	4+	0	
CHAPMANVILLE PD	2	4	6	0	0	0	0	0	0	4	2	0	
CHANGE	3	3	6	0	0	0	0	0	0	1	1	0	
	1-	1+	0	0	0	0	0	0	0	1-	1+	0	

PART I ARRESTS

# PART I ARRESTS

	PAGE 17		PART I ARRESTS BY CHARGE AND AGENCY TYPE											TOTAL	MURDER	CRIMINAL	HOMICIDE	FORCIBLE	ROBBERY	AGGRAV	BURGLARY	LARCENY	AUTO
	JUVENILE	ADULTS	GRAND	AGENCY	TYPE	ADULTS	ADULTS	ADULTS	ADULTS	ADULTS	ADULTS	ADULTS	ADULTS										
MCDONELL CITY	15	186	201	3	0	7	13	65	57	54	2												
	23	61	84	3	0	1	4	19	56	19	0												
CHANGE	8-	125+	137+	0	0	6+	9+	46+	21+	35+	0												
RURAL	11	165	176	3	0	7	11	59	47	48	1												
	23	48	71	0	0	1	3	17	32	14	1												
CHANGE	12-	117+	105+	0	0	6+	8+	42+	15+	34+	0												
SHERIFF	0	105	105	0	0	0	4	42	21	38	0												
CHANGE	0	105+	105+	0	0	0	4+	42+	21+	38+	0												
STATE POLICE	11	60	71	3	0	7	7	17	26	18	1												
	23	48	71	3	0	1	3	17	32	14	1												
CHANGE	12-	12+	0	0	0	6+	4+	0	6-	4-	0												
MUNICIPAL	4	21	25	0	0	0	2	6	10	6	1												
CHANGE	4+	8+	12+	0	0	0	1+	4+	6+	1+	0												
KEYSTONE PD	0	0	0	0	0	0	0	0	0	0	0												
CHANGE	0	0	0	0	0	0	0	0	0	0	0												
WAR PD	0	0	0	0	0	0	0	0	0	0	0												
CHANGE	0	0	0	0	0	0	0	0	0	0	0												
WELCH PD	0	6	6	0	0	0	2	0	3	1	0												
CHANGE	0	2+	2+	0	0	0	1+	0	3+	2-	0												
ANAMALT PD	0	0	0	0	0	0	0	0	0	0	0												
CHANGE	0	0	0	0	0	0	0	0	0	0	0												
GARY PD	0	0	0	0	0	0	0	0	0	0	0												
CHANGE	0	0	0	0	0	0	0	0	0	0	0												
NORTH FORK PD	4	3	9	0	0	0	0	1	3	5	0												
CHANGE	4+	2+	6+	0	0	0	0	1+	2+	4+	1-												
DAVY PD	0	6	6	0	0	0	0	5	1	0	0												
CHANGE	0	5+	5+	0	0	0	0	4+	1+	0	0												
KIMBALL PD	0	3	3	0	0	0	0	0	3	0	0												
CHANGE	0	1-	1-	0	0	0	0	1-	0	0	0												

PAGE 18  
 PART I ARRESTS BY CHARGE AND AGENCY TYPE  
 GRAND CRIMINAL HOMICIDE FORCIBLE ROBBERY AGGRAV BURGLARY LARCENY AUTO  
 JUVENILE ADULTS MURDER NEG MANSL RAPE ASSAULT THEFT

AGENCY	CHARGE	JUVENILE	ADULTS	TOTAL	MURDER	NEG	MANSL	RAPE	ROBBERY	AGGRAV	BURGLARY	LARCENY	AUTO	THEFT
IEAGER PD	86	0	1	1	0	0	0	0	0	0	0	0	0	1
	85	0	1	1	0	0	0	0	0	0	0	0	0	1+
	CHANGE	0	0	0	0	0	0	0	0	0	0	0	0	1-
BRADSHAW PD	86	0	0	0	0	0	0	0	0	0	0	0	0	0
	85	0	0	0	0	0	0	0	0	0	0	0	0	0
	CHANGE	0	0	0	0	0	0	0	0	0	0	0	0	0
MARION CTY	86	42	258	300	4	0	2	2	13	23	75	152	25	25
	85	57	253	310	3	0	14	6	13	47	83	135	15	15
	CHANGE	15-	5+	10-	1+	0	6-	0	0	24-	8-	17+	10+	10+
	86	20	141	161	0	0	0	2	3	10	41	93	12	12
	85	29	117	146	0	0	0	8	7	25	42	54	10	10
CHANGE	9-	24+	15+	0	0	0	6-	4-	15-	1-	39+	2+	2+	
SHERIFF	86	6	79	85	0	0	0	0	1	7	20	57	0	0
	85	12	76	88	0	0	0	6	5	22	20	30	5	5
	CHANGE	6-	3+	3-	0	0	0	6-	4-	15-	0	27+	5-	5-
STATE POLICE	86	14	62	76	0	0	0	2	2	3	21	36	12	12
	85	17	41	58	0	0	0	2	2	3	22	24	5	5
	CHANGE	3-	21+	18+	0	0	0	0	0	0	1-	12+	7+	7+
MUNICIPAL	86	22	117	139	4	0	6	6	10	13	34	59	13	13
	85	28	136	164	3	0	6	6	6	22	41	81	5	5
	CHANGE	6-	19-	25-	1+	0	0	0	4+	9-	7-	22-	8+	8+
FAIRMONT PD	86	19	109	128	4	0	6	6	8	13	31	56	10	10
	85	27	132	159	3	0	6	6	6	22	39	79	4	4
	CHANGE	8-	23-	31-	1+	0	0	0	2+	9-	8-	23-	6+	6+
MANNINGTON PD	86	1	4	5	0	0	0	0	2	0	2	1	0	0
	85	0	3	3	0	0	0	0	0	0	2	1	0	0
	CHANGE	1+	1+	2+	0	0	0	0	2+	0	0	0	0	0
RIVESVILLE PD	86	0	0	0	0	0	0	0	0	0	0	0	0	0
	85	0	0	0	0	0	0	0	0	0	0	0	0	0
	CHANGE	0	0	0	0	0	0	0	0	0	0	0	0	0
MONONGAH PD	86	0	1	1	0	0	0	0	0	0	0	0	1	1
	85	0	0	0	0	0	0	0	0	0	0	0	0	0
	CHANGE	0	1+	1+	0	0	0	0	0	0	0	0	0	0
FAIRVIEW PD	86	2	2	4	0	0	0	0	0	0	1	2	1	1
	85	1	2	3	0	0	0	0	0	0	0	0	1	1
	CHANGE	1+	2+	3+	0	0	0	0	0	0	1+	2+	0	0
FARMINGTON PD	86	0	1	1	0	0	0	0	0	0	0	0	1	1
	85	0	0	0	0	0	0	0	0	0	0	0	0	0
	CHANGE	0	1+	1+	0	0	0	0	0	0	0	0	0	0

**PART I ARRESTS**

# PART I ARRESTS

		PAGE 19		PART I ARRESTS BY CHARGE AND AGENCY TYPE											
		JUVENILE	ADULTS	GRAND TOTAL	MURDER	CRIMINAL HOMICIDE	FORCIBLE RAPE	ROBBERY	AGGRAV ASSAULT	BURGLARY	LARCENY	AUTO THEFT			
GRANT TOWN PD	86	0	0	0	0	0	0	0	0	0	0	0			
	85	0	1	1	0	0	0	0	0	0	0	0			
	CHANGE	0	1-	1-	0	0	0	0	0	0	0	0			
WORTHINGTON PD	86	0	0	0	0	0	0	0	0	0	0	0			
	85	0	0	0	0	0	0	0	0	0	0	0			
	CHANGE	0	0	0	0	0	0	0	0	0	0	0			
MARSHALL CITY TOTAL	86	25	179	204	11	0	1	14	25	20	123	10			
	85	31	160	191	1	0	1	2	15	39	122	11			
	CHANGE	6-	19+	13+	10+	0	0	12+	10+	19-	1+	1-			
RURAL	86	0	45	45	11	0	0	7	10	8	4	5			
	85	6-	47	53	1	0	1-	7+	12-	14-	14-	7-			
	CHANGE	6-	2-	8-	10+	0	1-	0	2-	6-	0	2-			
SHERIFF	86	3	20	23	0	0	0	6	10	0	7	0			
	85	0	32	32	1	0	1	0	7	8	14	1			
	CHANGE	3+	12-	9-	1-	0	1-	6+	3+	8-	7-	1-			
STATE POLICE	86	0	45	45	11	0	0	7	10	8	4	5			
	85	6-	15	21	0	0	0	0	5	6	4	6			
	CHANGE	6-	30+	24+	11+	0	0	7+	5+	2+	0	1-			
MUNICIPAL	86	22	114	136	0	0	1	1	5	12	112	5			
	85	25	113	138	0	0	0	2	3	25	104	4			
	CHANGE	3-	1+	2-	0	0	1+	1-	2+	13-	8+	1+			
BENMOOD PD	86	2	55	57	0	0	0	0	0	3	54	0			
	85	6	50	56	0	0	0	0	0	4	52	0			
	CHANGE	4-	5+	1+	0	0	0	0	0	1-	2+	0			
CAMERON PD	86	0	0	0	0	0	0	0	0	0	0	0			
	85	4	0	4	0	0	0	0	0	4	0	0			
	CHANGE	4-	0	4-	0	0	0	0	0	4-	0	0			
GLEN DALE PD	86	2	2	4	0	0	1	0	0	0	1	2			
	85	1	1	2	0	0	0	0	0	0	1	0			
	CHANGE	1+	1+	2+	0	0	1+	0	1-	0	0	2+			
MCMECHEN PD	86	0	0	0	0	0	0	0	0	0	0	0			
	85	0	2	2	0	0	0	0	0	0	2	0			
	CHANGE	0	2-	2-	0	0	0	0	0	0	2-	0			
MOUNDVILLE PD	86	18	57	75	0	0	0	1	5	9	57	3			
	85	14	60	74	0	0	0	2	2	17	49	1-			
	CHANGE	4+	3-	1+	0	0	0	1-	3+	8-	8+	1-			
MASON CITY TOTAL	86	45	65	110	1	0	1	3	11	44	47	3			
	85	50	70	120	1	0	0	2	7	40	59	11			
	CHANGE	5-	5-	10-	0	0	1+	1+	4+	4+	12-	8-			



PART I ARRESTS BY CHARGE AND AGENCY TYPE

AGENCY	CHARGE	ADULTS		TOTAL	MURDER	CRIMINAL	HOMICIDE	NEG	MANSL	FORCIBLE	RAPE	ROBBERY	AGGRAV	BURGLARY	LARCENY	AUTO	THEFT
		JUVENILE	ADULTS														
RURAL	86	13	43	56	1	0	0	0	0	1	0	1	9	20	23	1	
	85	27	46	73	1	0	0	0	0	0	0	1	7	25	29	10	
	CHANGE	14-	3-	17-	0	0	0	0	0	1+	0	0	2+	5-	6-	9-	
SHERIFF	86	11	24	35	1	0	0	0	0	0	0	0	0	14	19	1	
	85	18	26	44	0	0	0	0	0	0	0	1	0	17	20	6	
	CHANGE	7-	2-	9-	1+	0	0	0	0	0	0	1-	0	3-	1-	5-	
STATE POLICE	86	2	19	21	0	0	0	0	0	1	0	1	9	6	4	0	
	85	9	20	29	1	0	0	0	0	0	0	1	7	8	9	0	
	CHANGE	7-	1-	8-	1-	0	0	0	0	1+	0	1+	2+	2-	5-	4-	
MUNICIPAL	86	32	22	54	0	0	0	0	0	0	0	2	2	24	24	2	
	85	23	24	47	0	0	0	0	0	0	0	1	0	15	30	1	
	CHANGE	9+	2-	7+	0	0	0	0	0	0	0	1+	2+	9+	6-	1+	
POINT PLEASANT PD	86	31	22	53	0	0	0	0	0	0	0	2	2	24	24	1	
	85	23	22	45	0	0	0	0	0	0	0	1	0	15	28	0	
	CHANGE	8+	0	8+	0	0	0	0	0	0	0	1+	2+	9+	4-	0	
NEW HAVEN PD	86	1	0	1	0	0	0	0	0	0	0	0	0	0	0	1	
	85	0	2	2	0	0	0	0	0	0	0	0	0	0	2	0	
	CHANGE	1+	2-	1-	0	0	0	0	0	0	0	0	0	0	2-	1+	
MASON PD	86	0	0	0	0	0	0	0	0	0	0	0	0	0	0	0	
	85	0	0	0	0	0	0	0	0	0	0	0	0	0	0	0	
	CHANGE	0	0	0	0	0	0	0	0	0	0	0	0	0	0	0	
HENDERSON PD	86	0	0	0	0	0	0	0	0	0	0	0	0	0	0	0	
	85	0	0	0	0	0	0	0	0	0	0	0	0	0	0	0	
	CHANGE	0	0	0	0	0	0	0	0	0	0	0	0	0	0	0	
HARTFORD PD	86	0	0	0	0	0	0	0	0	0	0	0	0	0	0	0	
	85	0	0	0	0	0	0	0	0	0	0	0	0	0	0	0	
	CHANGE	0	0	0	0	0	0	0	0	0	0	0	0	0	0	0	
LEON PD	86	0	0	0	0	0	0	0	0	0	0	0	0	0	0	0	
	85	0	0	0	0	0	0	0	0	0	0	0	0	0	0	0	
	CHANGE	0	0	0	0	0	0	0	0	0	0	0	0	0	0	0	
MERCER CTY	86	73	335	408	3	0	0	0	0	6	6	10	74	98	195	24	
	85	78	380	458	10	0	0	0	0	6	22	22	73	116	215	16	
	CHANGE	5-	45-	50-	7-	0	0	0	0	2-	12-	12-	1+	18-	20-	8+	
RURAL	86	20	223	243	2	0	0	0	0	0	0	3	61	43	125	9	
	85	13	222	235	4	0	0	0	0	2	2	7	46	47	123	6	
	CHANGE	7+	1+	8+	2-	0	0	0	0	2-	4-	4-	15+	4-	2+	3+	
SHERIFF	86	11	176	187	1	0	0	0	0	0	1	1	55	15	113	3	
	85	6	189	195	3	0	0	0	0	2	7	7	39	21	120	3	
	CHANGE	5+	13-	8-	2-	0	0	0	0	2-	6-	6-	16+	6-	17-	1-	

PART I ARRESTS

# PART I ARRESTS

	PART I ARRESTS BY CHARGE AND AGENCY TYPE		PAGE 21	AGENCY TYPE	MURDER	CRIMINAL	HOMICIDE	FORCIBLE	ROBBERY	AGGRAV ASSAULT	BURGLARY	LARCENY	AUTO THEFT
	JUVENILE	ADULTS											
STATE POLICE	9	47	56	1	0	0	0	0	2	6	28	12	7
85	7	33	40	1	0	0	0	0	0	7	26	3	3
CHANGE	2+	14+	16+	0	0	0	0	0	2+	1-	2+	9+	4+
MUNICIPAL	53	112	165	1	0	4	4	7	7	13	55	70	15
85	65	158	223	6	0	4	4	15	15	27	69	92	10
CHANGE	12-	46-	58-	5-	0	0	0	8-	8-	14-	14-	22-	5+
ATHENS PD	0	1	1	0	0	0	0	0	0	0	1	0	0
85	2	0	2-	0	0	0	0	0	0	0	3	0	0
CHANGE	2-	0	2-	0	0	0	0	0	0	0	2-	0	0
BLUEFIELD PD	20	51	71	1	0	1	0	3	7	7	17	28	14
85	15	67	82	4	0	0	0	20	20	23	23	9	6
CHANGE	5+	16-	11-	3-	0	1-	0	6-	13-	6-	6-	18+	8+
PRINCETON PD	31	59	90	0	0	3	0	4	5	5	35	42	1
85	45	90	135	2	0	2	0	6	7	40	74	74	4
CHANGE	14-	31-	45-	2-	0	1+	0	2-	2-	5-	32-	32-	3-
MATOAKA PD	2	1	3	0	0	0	0	0	1	1	2	0	0
85	3	0	3	0	0	0	0	0	0	3	0	0	0
CHANGE	1-	1+	0	0	0	0	0	0	1+	1-	1-	0	0
BRATMELL PD	0	0	0	0	0	0	0	0	0	0	0	0	0
85	0	0	0	0	0	0	0	0	0	0	0	0	0
CHANGE	0	0	0	0	0	0	0	0	0	0	0	0	0
CONCORD COL SECURITY	0	0	0	0	0	0	0	0	0	0	0	0	0
85	0	0	0	0	0	0	0	0	0	0	0	0	0
CHANGE	0	0	0	0	0	0	0	0	0	0	0	0	0
BLUEFIELD ST SECURITY	0	0	0	0	0	0	0	0	0	0	0	0	0
85	0	0	0	0	0	0	0	0	0	0	0	0	0
CHANGE	0	0	0	0	0	0	0	0	0	0	0	0	0
MINERAL CITY TOTAL	80	121	201	1	0	0	0	5	5	5	39	54	17
85	28	36	64	0	0	0	0	3	3	21	21	38	2
CHANGE	52+	5+	57+	1+	0	0	0	5+	2+	18+	16+	16+	15+
RURAL	55	28	83	1	0	0	0	4	5	28	28	30	15
85	25	23	48	0	0	0	0	0	3	19	19	24	2
CHANGE	30+	5+	35+	1+	0	0	0	4+	2+	9+	6+	6+	13+
SHERIFF	0	1	1	1	0	0	0	0	0	0	0	0	0
85	2	7	9	0	0	0	0	0	0	0	0	0	1
CHANGE	2-	6-	8-	1+	0	0	0	0	0	0	4-	4-	1-
STATE POLICE	55	27	82	0	0	0	0	4	5	28	28	30	15
85	25	16	39	0	0	0	0	0	3	15	15	20	1
CHANGE	32+	11+	43+	0	0	0	0	4+	2+	13+	13+	10+	14+

PART I ARRESTS BY CHARGE AND AGENCY TYPE

	JUVENILE	ADULTS	GRAND TOTAL	MURDER	NEG MANSL	RAPE	FORCIBLE	ROBBERY	AGGRAV ASSAULT	BURGLARY	LARCENY	AUTO THEFT
MUNICIPAL	25	13	38	0	0	0	0	1	0	11	24	2
CHANGE	3	13	16	0	0	0	0	0	0	2	14	0
KEYSER PD	22+	0	22+	0	0	0	0	1+	0	9+	10+	2+
CHANGE	14	12	26	0	0	0	0	0	0	7	17	2
CHANGE	12	10	22	0	0	0	0	0	0	2	10	0
CHANGE	12+	2+	14+	0	0	0	0	0	0	5+	7+	2+
PIEDMONT PD	11	1	12	0	0	0	0	1	0	4	7	0
CHANGE	1	3	4	0	0	0	0	0	0	0	4	0
CHANGE	10+	2-	8+	0	0	0	0	1+	0	4+	3+	0
RIDGELEY PD	0	0	0	0	0	0	0	0	0	0	0	0
CHANGE	0	0	0	0	0	0	0	0	0	0	0	0
CHANGE	0	0	0	0	0	0	0	0	0	0	0	0
ELK GARDEN PD	0	0	0	0	0	0	0	0	0	0	0	0
CHANGE	0	0	0	0	0	0	0	0	0	0	0	0
CHANGE	0	0	0	0	0	0	0	0	0	0	0	0
POTOMAC ST SECURITY	0	0	0	0	0	0	0	0	0	0	0	0
CHANGE	0	0	0	0	0	0	0	0	0	0	0	0
CHANGE	0	0	0	0	0	0	0	0	0	0	0	0
INGO CTY	11	150	161	1	0	0	0	9	38	39	66	8
TOTAL	19	217	236	5	1	1	1	16	36	55	96	27
CHANGE	8-	67-	75-	4-	0	1-	0	17-	2+	16-	30-	19-
RURAL	8	111	119	1	0	0	0	7	30	28	45	8
CHANGE	10	183	193	5	0	1	1	15	25	46	78	23
CHANGE	2-	72-	74-	4-	0	1-	0	8-	5+	18-	33-	15-
SHERIFF	1	35	36	0	0	0	0	3	2	9	19	3
CHANGE	0	124	124	0	0	0	0	9	10	27	59	19
CHANGE	1+	89-	88-	0	0	0	0	6-	8-	18-	40-	16-
STATE POLICE	7	76	83	1	0	0	0	4	28	19	26	5
CHANGE	10	59	69	5	0	1	1	6	15	19	19	4
CHANGE	3-	17+	14+	4-	0	1-	0	2-	13+	0	7+	1+
MUNICIPAL	3	39	42	0	0	0	0	2	8	11	21	0
CHANGE	9	34	43	0	0	0	0	1	11	9	18	4
CHANGE	6-	5+	1-	0	0	0	0	1+	3-	2+	33+	4-
GILBERT PD	0	0	0	0	0	0	0	0	0	0	0	0
CHANGE	0	0	0	0	0	0	0	0	0	0	0	0
CHANGE	0	0	0	0	0	0	0	0	0	0	0	0
WILLIAMSON PD	3	39	42	0	0	0	0	2	8	11	21	0
CHANGE	7	27	34	0	0	0	0	1	8	8	16	1
CHANGE	4-	12+	8+	0	0	0	0	1+	0	3+	5+	1-

PART I ARRESTS

# PART I ARRESTS

PAGE 23												
PART I ARRESTS BY CHARGE AND AGENCY TYPE												
	JUVENILE	ADULTS	GRAND TOTAL	MURDER	CRIMINAL	HOMICIDE	FORCIBLE	ROBBERY	AGGRAV	BURGLARY	LARCENY	AUTO THEFT
KERMIT PD	86	0	0	0	0	0	0	0	0	0	0	0
	85	7	8	0	0	0	0	0	3	1	1	3
CHANGE	1-	7-	8-	0	0	0	0	0	3-	1-	1-	3-
DELBARTON PD	86	0	0	0	0	0	0	0	0	0	0	0
	85	1	1	0	0	0	0	0	0	0	1	0
CHANGE	1-	0	1-	0	0	0	0	0	0	0	1-	0
MATEWAN PD	86	0	0	0	0	0	0	0	0	0	0	0
	85	0	0	0	0	0	0	0	0	0	0	0
CHANGE	0	0	0	0	0	0	0	0	0	0	0	0
MONONGALIA CITY TOTAL	44	244	288	0	0	8	8	8	26	39	197	10
	86	276	321	2	2	15	15	5	10	44	228	17
CHANGE	1-	32-	33-	2-	0	7-	7-	3+	16+	5-	31-	7-
RURAL	86	12	67	0	0	0	7	4	2	22	24	8
	85	78	86	1	1	0	14	3	4	25	38	3
CHANGE	4+	23-	19-	1-	0	0	7-	3+	2-	3-	14-	5+
SHERIFF	86	9	9	0	0	0	1	0	0	3	4	1
	85	20	21	0	0	0	0	1	0	7	13	0
CHANGE	1-	11-	12-	0	0	0	1+	1-	0	4-	9-	1+
STATE POLICE	86	12	58	0	0	0	6	4	2	19	20	7
	85	58	65	1	1	0	14	0	4	18	25	3
CHANGE	5+	12-	7-	1-	0	0	8-	4+	2-	1+	5-	4+
MUNICIPAL	86	32	189	0	0	0	1	4	24	17	173	2
	85	37	198	1	1	0	1	4	6	19	190	14
CHANGE	5-	9-	14-	1-	0	0	0	0	-18+	2-	17-	12-
MORGANTOWN PD	86	22	149	0	0	0	1	4	17	11	116	0
	85	27	179	1	1	0	0	3	6	19	145	5
CHANGE	5-	25-	30-	1-	0	0	1+	1+	11+	8-	29-	5-
STAR CITY PD	86	0	32	0	0	0	0	0	0	1	31	0
	85	6	32	0	0	0	0	0	0	0	28	4
CHANGE	4-	4+	0	0	0	0	0	0	0	1+	3+	4-
WESTOVER PD	86	3	10	0	0	0	0	0	0	1	12	0
	85	4	9	0	0	0	1	1	0	1	7	0
CHANGE	1-	5+	4+	0	0	0	1-	1-	0	1+	5+	0
OSAGE PD	86	0	0	0	0	0	0	0	0	0	0	0
	85	0	0	0	0	0	0	0	0	0	0	0
CHANGE	0	0	0	0	0	0	0	0	0	0	0	0
WVU SECURITY POLICE	86	7	18	0	0	0	0	0	7	4	14	0
	85	2	12	0	0	0	0	0	0	0	9	5
CHANGE	5+	6+	11+	0	0	0	0	0	7+	4+	5+	5-

PART I ARRESTS BY CHARGE AND AGENCY TYPE  
JUVENILE ADULTS GRAND CRIMINAL HOMICIDE FORCIBLE ROBBERY AGGRAV BURGLARY LARCENY AUTO  
TOTAL MURDER NEG MANSL RAPE ASSAULT THEFT

AGENCY	CHARGE	JUVENILE	ADULTS	GRAND	CRIMINAL	HOMICIDE	FORCIBLE	ROBBERY	AGGRAV	BURGLARY	LARCENY	AUTO
GRANVILLE PD	86	0	2	2	0	0	0	0	0	0	0	2
	85	0	1	1	0	0	0	0	0	0	1	0
	CHANGE	0	1+	1+	0	0	0	0	0	0	1-	2+
	TOTAL	0	3	3	0	0	0	0	0	0	1	2
MONROE CITY	86	0	36	36	0	4	2	2	22	3	3	3
	85	8	63	71	0	0	0	6	55	8	2	2
	CHANGE	8-	27-	35-	0	4+	2+	4-	33-	5-	1+	1+
	TOTAL	8	99	107	0	4	2	22	80	11	6	6
RURAL	86	0	27	27	0	4	1	2	15	2	2	3
	85	6	57	63	0	4+	1+	0	54	5	2	2
	CHANGE	6-	30-	36-	0	4+	1+	0	39-	3-	1+	1+
	TOTAL	6	84	90	0	8	2	2	54	7	3	3
SHERIFF	86	0	19	19	0	3	1	0	12	1	2	2
	85	0	51	51	0	0	0	0	44	5	2	2
	CHANGE	0	32-	32-	0	3+	1+	0	32-	4-	0	0
	TOTAL	0	70	70	0	3	1	0	46	6	2	2
STATE POLICE	86	0	8	8	0	1	0	2	3	1	1	1
	85	6	6	12	0	1+	0	2	10	1	1	0
	CHANGE	6-	2+	4-	0	1+	0	0	7-	1+	1+	1+
	TOTAL	6	14	20	0	2	0	2	13	2	2	1
MUNICIPAL	86	0	9	9	0	0	1	0	7	1	1	0
	85	2	6	8	0	0	0	4	1	3	0	0
	CHANGE	2-	3+	1+	0	0	1+	4-	6+	2-	0	0
	TOTAL	2	15	17	0	0	1	4	7	4	2	0
ALDERSON PD	86	0	9	9	0	0	1	0	7	1	1	0
	85	2	6	8	0	0	0	4	1	3	0	0
	CHANGE	2-	3+	1+	0	0	1+	4-	6+	2-	0	0
	TOTAL	2	15	17	0	0	1	4	7	4	2	0
UNION PD	86	0	0	0	0	0	0	0	0	0	0	0
	85	0	0	0	0	0	0	0	0	0	0	0
	CHANGE	0	0	0	0	0	0	0	0	0	0	0
	TOTAL	0	0	0	0	0	0	0	0	0	0	0
PETERSTOWN PD	86	0	0	0	0	0	0	0	0	0	0	0
	85	0	0	0	0	0	0	0	0	0	0	0
	CHANGE	0	0	0	0	0	0	0	0	0	0	0
	TOTAL	0	0	0	0	0	0	0	0	0	0	0
MORGAN CITY	86	18	24	42	1	0	0	6	15	17	3	3
	85	18	39	57	0	0	1	1	41	14	0	0
	CHANGE	0	15-	15-	1+	0	1-	5+	26-	3+	3+	3+
	TOTAL	18	78	99	1	0	1	11	62	78	24	6
RURAL	86	13	24	37	1	0	0	6	12	17	1	1
	85	18	37	55	0	0	1	5	41	12	1	0
	CHANGE	5-	13-	18-	1+	0	1-	1+	29-	5+	1+	1+
	TOTAL	13	74	90	1	0	1	11	53	61	12	2
SHERIFF	86	10	11	21	0	0	0	5	6	10	0	0
	85	1	14	15	0	0	0	1	5	8	1	0
	CHANGE	9+	3-	6+	0	0	1-	4+	1+	2+	0	0
	TOTAL	10	26	36	0	0	1	10	11	18	1	0

PART I ARRESTS

# PART I ARRESTS

PAGE 25

PART I ARRESTS BY CHARGE AND AGENCY TYPE		TOTAL		MURDER		HOMICIDE		FORCIBLE		ROBBERY		AGGRAV		BURGLARY		LARCENY		AUTO	
JUVENILE	ADULTS	GRAND	CRIMINAL	MURDER	HOMICIDE	FORCIBLE	ROBBERY	AGGRAV	BURGLARY	LARCENY	ASSAULT	ASSAULT	ASSAULT	ASSAULT	ASSAULT	ASSAULT	ASSAULT	ASSAULT	ASSAULT
STATE POLICE	86	3	13	16	1	0	0	0	0	0	0	0	1	6	7	1	1	1	1
CHANGE	85	17	23	40	0	0	0	0	0	0	0	0	0	36	4	0	0	0	0
		14-	10-	24-	1+	0	0	0	0	0	0	0	1+	30-	3+	1+	1+	1+	1+
MUNICIPAL	86	5	0	5	0	0	0	0	0	0	0	0	0	3	0	2	2	2	2
CHANGE	85	0	2	2	0	0	0	0	0	0	0	0	0	0	0	0	0	0	0
		5+	2-	3+	0	0	0	0	0	0	0	0	0	3+	2-	2+	2+	2+	2+
BERKELEY SPRINGS PD	86	0	0	0	0	0	0	0	0	0	0	0	0	0	0	0	0	0	0
CHANGE	85	0	0	0	0	0	0	0	0	0	0	0	0	0	0	0	0	0	0
		0	0	0	0	0	0	0	0	0	0	0	0	0	0	0	0	0	0
PAW-PAW PD	86	5	0	5	0	0	0	0	0	0	0	0	0	3	0	2	2	2	2
CHANGE	85	0	2	2	0	0	0	0	0	0	0	0	0	0	0	0	0	0	0
		5+	2-	3+	0	0	0	0	0	0	0	0	0	3+	2-	2+	2+	2+	2+
NICHOLAS CTY	86	44	126	170	0	0	1	1	0	0	0	0	55	33	70	11	11	11	11
CHANGE	85	37	115	152	1	1	1	1	0	1	1	1	46+	59	64	17	17	17	17
		7+	11+	18+	1-	1-	1+	1+	0	1-	1-	1-	46+	26-	6+	6-	6-	6-	6-
RURAL	86	28	93	121	0	0	1	1	0	0	0	0	49	25	48	6	6	6	6
CHANGE	85	30	82	112	1	1	1	1	0	1	1	1	45+	56	39	10	10	10	10
		2-	11+	19+	1-	1-	1+	1+	0	1-	1-	1-	45+	31-	1+	4-	4-	4-	4-
SHERIFF	86	7	70	77	0	0	1	1	0	0	0	0	46	9	19	2	2	2	2
CHANGE	85	14	61	75	0	0	0	0	0	0	0	0	2	43	29	1	1	1	1
		7-	9+	2+	0	0	1+	1+	0	0	0	0	44+	34-	10-	1+	1+	1+	1+
STATE POLICE	86	21	23	44	0	0	0	0	0	0	0	0	3	16	21	4	4	4	4
CHANGE	85	16	21	37	1	1	0	0	0	1	1	1	2	13	10	9	9	9	9
		5+	2+	7+	1-	1-	0	0	0	1-	1-	1+	1+	3+	11+	5-	5-	5-	5-
MUNICIPAL	86	16	33	49	0	0	0	0	0	0	0	0	6	8	30	5	5	5	5
CHANGE	85	7	33	40	0	0	0	0	0	0	0	0	5	3	25	7	7	7	7
		9+	0	9+	0	0	0	0	0	0	0	0	1+	5+	5+	2-	2-	2-	2-
RICHWOOD PD	86	0	5	5	0	0	0	0	0	0	0	0	2	2	1	0	0	0	0
CHANGE	85	0	4	4	0	0	0	0	0	0	0	0	0	0	2	2	2	2	2
		0	1+	1+	0	0	0	0	0	0	0	0	2+	2+	1-	2-	2-	2-	2-
SUMMERSVILLE PD	86	16	28	44	0	0	0	0	0	0	0	0	4	6	29	5	5	5	5
CHANGE	85	7	29	36	0	0	0	0	0	0	0	0	5	3	23	5	5	5	5
		9+	1-	8+	0	0	0	0	0	0	0	0	1-	3+	6+	1-	1-	1-	1-
OHIO CTY	86	122	177	299	3	3	3	3	3	3	3	3	36	70	155	21	21	21	21
CHANGE	85	113	232	345	2	2	2	2	2	2	2	2	35	99	157	35	35	35	35
		9+	55-	46-	1+	1+	4-	4-	1+	1+	1+	1+	1+	29-	2-	14-	14-	14-	14-

	PART I ARRESTS BY CHARGE AND AGENCY TYPE		PAGE 26	AGENCY TYPE		HOMICIDE	FORCIBLE	ROBBERY	AGGRAV	BURGLARY	LARCENY	AUTO
	JUVENILE	ADULTS		GRAND	CRIMINAL							
	TOTAL											
RURAL	86	13	35	48	0	0	1	0	9	17	17	2
85	10	10	51	61	0	0	3	0	9	16	28	4
CHANGE	3+	16-	13-	13-	0	0	2-	0	0	1+	11-	2-
SHERIFF	86	6	24	30	0	0	0	0	4	14	10	1
85	7	18	18	25	0	0	0	0	2	14	9	0
CHANGE	1-	6+	5+	5+	0	0	0	0	2+	0	1+	1+
STATE POLICE	86	7	11	18	0	0	1	0	5	3	7	1
85	3	33	36	36	0	0	3	0	2	19	4	3-
CHANGE	4+	22-	18-	18-	0	0	2-	0	7-	1+	12-	3-
MUNICIPAL	86	109	142	251	0	0	2	11	27	53	138	19
85	103	181	181	284	0	0	4	10	26	83	129	31
CHANGE	6+	39-	33-	33-	0	0	2-	1+	1+	30-	9+	12-
WHEELING PD	86	108	139	247	0	0	2	11	27	52	135	19
85	101	181	181	282	0	0	4	10	26	83	129	29
CHANGE	7+	42-	35-	35-	0	0	2-	1+	1+	31-	6+	10-
TRIADDELPHIA PD	86	0	0	0	0	0	0	0	0	0	0	0
85	2	0	0	2	0	0	0	0	0	0	0	2-
CHANGE	2-	0	2-	2-	0	0	0	0	0	0	0	0
BETHLEHEM PD	86	0	1	1	0	0	0	0	0	1	0	0
85	0	0	0	0	0	0	0	0	0	0	0	0
CHANGE	0	1+	1+	1+	0	0	0	0	0	1+	0	0
WEST LIBERTY PD	86	0	0	0	0	0	0	0	0	0	0	0
85	0	0	0	0	0	0	0	0	0	0	0	0
CHANGE	0	0	0	0	0	0	0	0	0	0	0	0
VALLEY GROVE PD	86	1	0	1	0	0	0	0	0	0	1	0
85	0	0	0	0	0	0	0	0	0	0	0	0
CHANGE	1+	0	1+	1+	0	0	0	0	0	0	1+	0
WEST LIBERTY ST COL SEC	86	0	2	2	0	0	0	0	0	0	2	0
85	0	0	0	0	0	0	0	0	0	0	0	0
CHANGE	0	2+	2+	2+	0	0	0	0	0	0	2+	0
CLEARVIEW PD	86	0	0	0	0	0	0	0	0	0	0	0
85	0	0	0	0	0	0	0	0	0	0	0	0
CHANGE	0	0	0	0	0	0	0	0	0	0	0	0
PENDELTON CTY TOTAL	86	10	27	37	0	0	1	1	5	23	5	2
85	6	16	22	22	0	0	0	0	1	10	7	4
CHANGE	4+	11+	15+	15+	0	0	1+	1+	4+	13+	2-	2-
RURAL	86	10	27	37	0	0	1	1	5	23	5	2
85	6	16	22	22	0	0	0	0	1	10	7	4
CHANGE	4+	11+	15+	15+	0	0	1+	1+	4+	13+	2-	2-

PART I ARRESTS

# PART I ARRESTS

	PART I ARRESTS BY CHARGE AND AGENCY TYPE		TOTAL	MURDER	CRIMINAL NEGO	HOMICIDE MANSL	FORCIBLE RAPE	ROBBERY	AGGRAV ASSAULT	BURGLARY	LARCENY	AUTO THEFT
	JUVENILE	ADULTS										
SHERIFF	2	0	2	0	0	0	0	0	0	2	0	0
CHANGE	0	0	0	0	0	0	0	0	0	0	0	0
STATE POLICE	8	27	35	0	0	1	1	1	5	21	5	2
CHANGE	6	16	22	0	0	0	0	0	1	10	7	4
MUNICIPAL	2+	11+	13+	0	0	1+	1+	1+	4+	11+	2-	2-
CHANGE	0	0	0	0	0	0	0	0	0	0	0	0
FRANKLIN PD	0	0	0	0	0	0	0	0	0	0	0	0
CHANGE	0	0	0	0	0	0	0	0	0	0	0	0
PLEASANTS CITY TOTAL	0	21	21	0	0	2	2	0	1	2	14	0
CHANGE	1-	11	12	0	0	0	0	0	3	0	7	2-
RURAL	0	10	10	2	0	1	1	0	1	1	5	0
CHANGE	1-	8+	7+	2+	0	7+	1+	0	0	1+	0	2-
SHERIFF	0	6	6	0	0	1	1	0	0	0	5	0
CHANGE	0	6+	6+	0	0	1+	1+	0	0	0	5+	0
STATE POLICE	0	4	4	2	0	0	0	0	1	1	0	0
CHANGE	1-	2	3	0	0	0	0	0	1	0	0	2-
MUNICIPAL	0	11	11	0	0	1	1	0	2	1	9	0
CHANGE	0	9	9	0	0	0	0	0	2-	1+	2+	0
ST MARYS PD	0	11	11	0	0	1	1	0	0	1	9	0
CHANGE	0	9	9	0	0	0	0	0	2-	1+	7	0
POCAHONTAS CITY TOTAL	7	18	25	0	0	1	1	1	3	13	3	4
CHANGE	7+	16-	9-	0	0	0	0	1+	14-	5+	3-	2+
RURAL	7	10	17	0	0	1	1	1	3	7	2	3
CHANGE	7+	23-	16-	0	0	0	0	1+	17	8	6	1



PART I ARRESTS BY CHARGE AND AGENCY TYPE

	SHERIFF	JUVENILE	ADULTS	GRAND TOTAL	MURDER	CRIMINAL	HOMICIDE	FORCIBLE RAPE	ROBBERY	AGGRAV ASSAULT	BURGLARY	LARCENY	AUTO THEFT
SHERIFF	86	6	4	8	0	0	0	0	1	2	5	0	0
CHANGE	85	0	22	22	0	0	0	0	0	15	3	3	1-
STATE POLICE	86	3	6	9	0	0	1	1	0	1	2	2	3
CHANGE	85	0	11	11	0	0	0	0	0	2	5	3	0
MUNICIPAL	86	0	8	8	0	0	0	0	0	0	6	1	1
CHANGE	85	0	1	1	0	0	0	0	0	0	0	0	0
MARLINTON PD	86	0	8	8	0	0	0	0	0	0	6	1	1
CHANGE	85	0	1	1	0	0	0	0	0	0	0	0	0
PRESTON CTY	86	13	39	52	1	0	2	2	0	2	13	32	2
CHANGE	85	4	66	70	0	0	0	0	1	9	18	33	9
RURAL	86	3	23	26	1	0	2	2	0	0	7	14	2
CHANGE	85	0	32	32	1	0	0	0	1	9	17	26	3-
SHERIFF	86	1	17	18	1	0	2	2	0	0	4	11	0
CHANGE	85	0	38	38	0	0	0	0	1	3	12	21	1-
STATE POLICE	86	2	6	8	0	0	0	0	0	0	3	3	2
CHANGE	85	0	17	17	0	0	0	0	0	6	2	5	2-
MUNICIPAL	86	10	16	26	0	0	0	0	0	2	6	18	0
CHANGE	85	4	11	15	0	0	0	0	0	0	4	7	4-
KINGHOOD PD	86	10	13	23	0	0	0	0	0	2	6	15	0
CHANGE	85	4	11	15	0	0	0	0	0	0	4	7	4-
TERRA ALTA PD	86	0	3	3	0	0	0	0	0	0	0	3	0
CHANGE	85	0	0	0	0	0	0	0	0	0	0	0	0
ROWLESBURG PD	86	0	0	0	0	0	0	0	0	0	0	0	0
CHANGE	85	0	0	0	0	0	0	0	0	0	0	0	0
MASONTOWN PD	86	0	0	0	0	0	0	0	0	0	0	0	0
CHANGE	85	0	0	0	0	0	0	0	0	0	0	0	0

PART I ARRESTS

# PART I ARRESTS

	86	85	CHANGE	JUVENILE	ADULTS	GRAND TOTAL	PAGE 29		MURDER	CRIMINAL	HOMICIDE	NEG MANSL	FORCIBLE RAPE	ROBBERY	AGGRAV ASSAULT	BURGLARY	LARCENY	AUTO THEFT
							AGENCY TYPE	AGENCY TYPE										
NEWBURG PD	0	0	0	0	0	0	0	0	0	0	0	0	0	0	0	0	0	0
CHANGE	0	0	0	0	0	0	0	0	0	0	0	0	0	0	0	0	0	0
TUINELTON PD	0	0	0	0	0	0	0	0	0	0	0	0	0	0	0	0	0	0
CHANGE	0	0	0	0	0	0	0	0	0	0	0	0	0	0	0	0	0	0
PUTNAM CTY TOTAL	18	75	93	1	0	0	3	1	10	10	29	13	13	10	36	29	29	13
CHANGE	15	60	75	0	0	2	2	0	7	7	30	12	12	3	24	30	30	12
CHANGE	3+	15+	18+	1+	0	1+	1+	1+	3+	3+	1-	1+	1+	12+	12+	1-	1-	1+
RURAL	16	69	85	1	0	0	2	1	10	10	23	12	12	36	23	23	12	12
CHANGE	7+	53	62	1+	0	0	0	0	7	7	23	8	8	22	23	23	8	8
SHERIFF	2	58	60	0	0	0	1	0	6	6	21	4	4	28	21	21	4	4
CHANGE	2-	47	51	0	0	0	1	0	7	7	21	5	5	17	21	21	5	5
CHANGE	11+	11+	9+	0	0	0	0	0	1-	1-	0	1-	1-	11+	0	0	1-	1-
STATE POLICE	14	11	25	1	0	0	1	1	4	4	2	0	0	8	2	2	0	0
CHANGE	5	6	11	1+	0	0	0	0	0	0	5	3	3	5	5	5	3	3
CHANGE	9+	5+	14+	1+	0	0	0	0	6+	6+	3+	0	0	3+	0	0	5+	5+
MUNICIPAL	2	6	8	0	0	0	1	0	0	0	6	1	1	0	0	0	6	1
CHANGE	6	7	13	0	0	0	0	0	0	0	2	0	0	0	2	7	4	4
CHANGE	4-	1-	5-	0	0	0	1+	0	0	0	1-	3-	3-	2-	1-	1-	3-	3-
HURRICANE PD	2	6	8	0	0	0	1	0	0	0	6	1	1	0	0	6	1	1
CHANGE	6	7	13	0	0	0	0	0	0	0	2	0	0	2	7	4	4	4
CHANGE	4-	1-	5-	0	0	0	1+	0	0	0	2-	3-	3-	2-	1-	1-	3-	3-
ELEANOR PD	0	0	0	0	0	0	0	0	0	0	0	0	0	0	0	0	0	0
CHANGE	0	0	0	0	0	0	0	0	0	0	0	0	0	0	0	0	0	0
CHANGE	0	0	0	0	0	0	0	0	0	0	0	0	0	0	0	0	0	0
POCA PD	0	0	0	0	0	0	0	0	0	0	0	0	0	0	0	0	0	0
CHANGE	0	0	0	0	0	0	0	0	0	0	0	0	0	0	0	0	0	0
CHANGE	0	0	0	0	0	0	0	0	0	0	0	0	0	0	0	0	0	0
BANCROFT PD	0	0	0	0	0	0	0	0	0	0	0	0	0	0	0	0	0	0
CHANGE	0	0	0	0	0	0	0	0	0	0	0	0	0	0	0	0	0	0
CHANGE	0	0	0	0	0	0	0	0	0	0	0	0	0	0	0	0	0	0
RALEIGH CTY TOTAL	173	667	640	17	0	0	3	8	46	46	78	33	33	46	455	455	33	33
CHANGE	202	538	740	0	0	11	17	17	50	50	100	22	22	100	540	540	22	22
CHANGE	29-	71-	100-	17+	0	8-	9-	9-	6-	6-	22-	11+	11+	22-	85-	85-	11+	11+

	PART I ARRESTS BY CHARGE AND AGENCY TYPE		PAGE 30		AGENCY TYPE		ROBBERY	AGGRAV ASSAULT	BURGLARY	LARCENY	AUTO THEFT
	JUVENILE	ADULTS	GRAND TOTAL	MURDER	CRIMINAL	HOMICIDE					
RURAL	86	248	272	13	0	2	6	30	50	155	16
CHANGE	85	227	257	0	0	7	6	41	68	128	7
		21+	15+	13+	0	5-	0	11-	18-	27+	9+
SHERIFF	86	219	225	9	0	2	6	28	37	137	6
CHANGE	85	178	186	0	0	7	6	36	33	104	0
		41+	39+	9+	0	5-	0	8-	4+	33+	6+
STATE POLICE	86	29	47	4	0	0	0	2	13	18	10
CHANGE	85	49	71	0	0	0	0	5	35	24	7
		20-	24-	4+	0	0	0	3-	22-	6-	3+
MUNICIPAL	86	219	368	4	0	1	2	16	28	300	17
CHANGE	85	311	483	0	0	4	11	9	32	412	15
		92-	115-	4+	0	3-	9-	7+	4-	112-	2+
BECKLEY PD	86	210	359	2	0	1	2	14	28	297	15
CHANGE	85	305	472	0	0	4	11	5	28	409	15
		95-	113-	2+	0	3-	9-	9+	0	112-	0
LESTER PD	86	1	1	0	0	0	0	0	0	1	0
CHANGE	85	0	0	0	0	0	0	0	0	0	0
		1+	1+	0	0	0	0	0	0	1+	0
MABSCOTT PD	86	8	8	2	0	0	0	2	0	2	2
CHANGE	85	1	5	0	0	0	0	1	0	0	0
		7+	3+	2+	0	0	0	1+	4-	2+	2+
SOPHIA PD	86	0	0	0	0	0	0	0	0	0	0
CHANGE	85	5	6	0	0	0	0	3	0	3	0
		5-	6-	0	0	0	0	3-	0	3-	0
RHODELL PD	86	0	0	0	0	0	0	0	0	0	0
CHANGE	85	0	0	0	0	0	0	0	0	0	0
		0	0	0	0	0	0	0	0	0	0
RANDOLPH CTY TOTAL	86	78	98	1	0	1	2	3	40	48	3
CHANGE	85	105	136	1	0	0	3	22	22	77	9
		35-	38-	0	0	1+	3-	19-	18+	29-	6-
RURAL	86	19	44	1	0	1	0	2	30	7	3
CHANGE	85	36	40	1	0	0	3	7	8	15	6
		13+	4+	0	0	1+	3-	5-	22+	8-	3-
SHERIFF	86	4	12	0	0	0	0	2	6	3	1
CHANGE	85	0	11	0	0	0	0	1	1	6	0
		4+	1+	0	0	0	0	1+	5+	6-	1+
STATE POLICE	86	17	32	1	0	1	0	0	24	4	2
CHANGE	85	25	29	1	0	0	3	6	17	6	6
		11+	3+	0	0	1+	3-	6-	17+	2-	4-

PART I ARRESTS

# PART I ARRESTS

AGENCY	CHARGE	PART I ARRESTS BY CHARGE AND AGENCY TYPE		GRAND TOTAL	MURDER	NEG	HOMICIDE	FORCIBLE RAPE	ROBBERY	AGGRAV ASSAULT	BURGLARY	LARCENY	AUTO THEFT
		JUVENILE	ADULTS										
MUNICIPAL	86	9	45	54	0	0	0	0	2	1	10	41	0
	85	27	69	96	0	0	0	0	2	15	14	62	3
	CHANGE	18-	24-	42-	0	0	0	0	0	14-	4-	21-	3-
ELKINS PD	86	9	45	54	0	0	0	0	2	1	10	41	0
	85	27	69	96	0	0	0	0	2	15	14	62	3
	CHANGE	18-	24-	42-	0	0	0	0	0	14-	4-	21-	3-
MILL CREEK PD	86	0	0	0	0	0	0	0	0	0	0	0	0
	85	0	0	0	0	0	0	0	0	0	0	0	0
	CHANGE	0	0	0	0	0	0	0	0	0	0	0	0
RITCHIE CTY	86	9	15	24	0	1	1	0	0	1	12	8	1
	85	5	20	25	2	0	0	0	0	5	7	11	0
	CHANGE	4+	5-	1-	2-	1+	1+	0	0	4-	5+	3-	1+
RURAL	86	6	11	17	0	1	1	0	0	1	9	4	1
	85	0	16	16	2	0	0	0	0	4	4	6	0
	CHANGE	6+	5-	1+	2-	1+	1+	0	0	3-	5+	2-	1+
SHERIFF	86	2	5	7	0	1	1	0	0	0	4	1	0
	85	0	8	8	0	0	0	0	0	0	4	4	0
	CHANGE	2+	3-	1-	0	1+	1+	0	0	0	0	3-	0
STATE POLICE	86	4	6	10	0	0	0	0	0	1	5	3	1
	85	0	8	8	2	0	0	0	0	4	0	2	0
	CHANGE	4+	2-	2+	2-	0	0	0	0	3-	5+	1+	1+
MUNICIPAL	86	3	4	7	0	0	0	0	0	0	3	4	0
	85	5	4	9	0	0	0	0	0	1	3	5	0
	CHANGE	2-	0	2-	0	0	0	0	0	1-	0	1-	0
HARRISVILLE PD	86	0	1	1	0	0	0	0	0	0	0	1	0
	85	3	3	6	0	0	0	0	0	0	3	3	0
	CHANGE	3-	2-	5-	0	0	0	0	0	0	3-	2-	0
PENNSBORO PD	86	3	3	6	0	0	0	0	0	0	3	3	0
	85	1	2	3	0	0	0	0	0	1	0	2	0
	CHANGE	1+	2+	3+	0	0	0	0	0	1-	3+	1+	0
CAIRO PD	86	0	0	0	0	0	0	0	0	0	0	0	0
	85	0	0	0	0	0	0	0	0	0	0	0	0
	CHANGE	0	0	0	0	0	0	0	0	0	0	0	0
ROANE CTY	86	8	38	46	0	0	0	0	2	7	15	20	2
	85	3	30	33	1	0	0	0	2	2	7	20	1
	CHANGE	5+	8+	13+	1-	0	0	0	0	5+	8+	0	1+

PART I ARRESTS BY CHARGE AND AGENCY TYPE  
 JUVENILE ADULTS GRAND CRIMINAL HOMICIDE FORCIBLE ROBBERY AGGRAV BURGLARY LARCENY AUTO  
 TOTAL MURDER NEG MANSL RAPE ASSAULT

AGENCY	CHARGE	JUVENILE	ADULTS	GRAND	CRIMINAL	HOMICIDE	FORCIBLE	ROBBERY	AGGRAV	BURGLARY	LARCENY	AUTO
RURAL	86	4	29	33	0	0	0	2	7	15	8	1
	85	1	21	22	1	0	0	1	2	5	12	1
	CHANGE	3+	8+	11+	1-	0	0	1+	5+	10+	4-	0
SHERIFF	86	3	5	8	0	0	0	0	1	6	1	0
	85	1	2	3	0	0	0	0	0	0	2	1
	CHANGE	2+	3+	5+	0	0	0	0	1+	6+	1-	1-
STATE POLICE	86	1	24	25	0	0	0	2	6	9	7	1
	85	0	19	19	1	0	0	1	2	5	10	0
	CHANGE	1+	5+	6+	1-	0	0	1+	4+	4+	3-	1+
MUNICIPAL	86	4	9	13	0	0	0	0	0	0	12	1
	85	2	9	11	0	0	0	1	0	2	8	0
	CHANGE	2+	0	2+	0	0	0	1-	0	2-	4+	1+
SPENCER PD	86	4	9	13	0	0	0	0	0	0	12	1
	85	2	9	11	0	0	0	1	0	2	8	0
	CHANGE	2+	0	2+	0	0	0	1-	0	2-	4+	1+
SUMMERS CTY	86	9	72	81	0	1	1	4	24	10	37	4
	85	11	90	101	0	0	2	6	34	23	36	2
	CHANGE	2-	18-	20-	0	1+	1-	0	10-	13-	1+	2+
RURAL	86	1	32	33	0	1	1	3	6	8	10	4
	85	2	52	54	0	0	2	4	20	13	13	2
	CHANGE	1-	20-	21-	0	1+	1-	1-	14-	5-	3-	2+
SHERIFF	86	0	15	15	0	1	0	3	5	5	1	0
	85	0	24	24	0	0	0	2	14	3	5	0
	CHANGE	0	9-	9-	0	1+	0	1+	9-	2+	4-	0
STATE POLICE	86	1	17	18	0	0	1	0	1	3	9	4
	85	2	28	30	0	0	2	2	6	10	8	2
	CHANGE	1-	11-	12-	0	0	1-	2-	5-	7-	1+	2+
MUNICIPAL	86	8	40	48	0	0	0	1	18	2	27	0
	85	9	38	47	0	0	0	0	14	10	23	0
	CHANGE	1-	2+	1+	0	0	0	1+	4+	8-	4+	0
HINTON PD	86	8	40	48	0	0	0	1	18	2	27	0
	85	9	38	47	0	0	0	0	14	10	23	0
	CHANGE	1-	2+	1+	0	0	0	1+	4+	8-	4+	0
TAYLOR CTY	86	22	43	65	0	0	0	0	7	22	33	3
	85	7	36	43	1	0	0	0	4	8	29	1
	CHANGE	15+	7+	22+	1-	0	0	0	3+	14+	4+	2+

PART I ARRESTS

# PART I ARRESTS

	PART I ARRESTS BY CHARGE AND AGENCY TYPE		PAGE 33										
	JUVENILE	ADULTS	GRAND TOTAL	MURDER	CRIMINAL	HOMICIDE	FORCIBLE	ROBBERY	AGGRAV	BURGLARY	LARCENY	AUTO THEFT	
RURAL	10	27	37	0	0	0	0	0	7	22	8	0	
85	2	26	28	1	0	0	0	0	4	16	16	1	
CHANGE	8+	1+	9+	1-	0	0	0	0	3+	16+	8-	1-	
SHERIFF	6	19	25	0	0	0	0	0	7	11	7	0	
85	2	22	24	1	0	0	0	0	2	4	16	1	
CHANGE	4+	3-	1+	1-	0	0	0	0	5+	7+	9-	1-	
STATE POLICE	4	8	12	0	0	0	0	0	0	11	1	0	
85	0	4	4	0	0	0	0	0	2-	2	0	0	
CHANGE	4+	4+	8+	0	0	0	0	0	2-	9+	1+	0	
MUNICIPAL	12	16	28	0	0	0	0	0	0	0	25	3	
85	5	10	15	0	0	0	0	0	0	2	13	0	
CHANGE	7+	6+	13+	0	0	0	0	0	0	2-	12+	3+	
GRAFTON PD	12	16	28	0	0	0	0	0	0	0	25	3	
85	5	10	15	0	0	0	0	0	0	2	13	0	
CHANGE	7+	6+	13+	0	0	0	0	0	0	2-	12+	3+	
FLEMINGTON PD	0	0	0	0	0	0	0	0	0	0	0	0	
85	0	0	0	0	0	0	0	0	0	0	0	0	
CHANGE	0	0	0	0	0	0	0	0	0	0	0	0	
TUCKER CITY TOTAL	2	13	15	0	0	0	0	1	1	3	8	2	
86	5	17	22	0	0	0	0	0	5	7	7	3	
CHANGE	3-	4-	7-	0	0	0	0	1+	4-	4-	1+	1-	
RURAL	2	13	15	0	0	0	0	1	1	3	8	2	
85	4	16	20	0	0	0	0	0	5	6	6	3	
CHANGE	2-	3-	5-	0	0	0	0	1+	4-	3-	2+	1-	
SHERIFF	0	1	1	0	0	0	0	0	1	0	0	0	
85	0	3	3	0	0	0	0	0	1	4	0	0	
CHANGE	0	4-	4-	0	0	0	0	0	0	4-	0	0	
STATE POLICE	2	12	14	0	0	0	0	1	0	2	8	2	
85	4	11	15	0	0	0	0	0	4	3	6	3	
CHANGE	2-	1+	1-	0	0	0	0	1+	4-	1+	2+	1-	
MUNICIPAL	0	0	0	0	0	0	0	0	0	0	0	0	
85	1	1	2	0	0	0	0	0	0	1	1	0	
CHANGE	1-	1-	2-	0	0	0	0	0	0	1-	1-	0	
PARSONS PD	0	0	0	0	0	0	0	0	0	0	0	0	
85	1	0	1	0	0	0	0	0	0	1	0	0	
CHANGE	1-	0	1-	0	0	0	0	0	0	1-	0	0	
THOMAS PD	0	0	0	0	0	0	0	0	0	0	0	0	
85	0	0	0	0	0	0	0	0	0	0	0	0	
CHANGE	0	0	0	0	0	0	0	0	0	0	0	0	

PART I ARRESTS BY CHARGE AND AGENCY TYPE

	JUVENILE		ADULTS		TOTAL	MURDER	CRIMINAL	HOMICIDE	NEG	MANSL	RAPE	ROBBERY	AGGRAV	BURGLARY	LARCENY	AUTO
	ADULTS	TOTAL	ADULTS	TOTAL												
DAVIS PD	0	0	0	0	0	0	0	0	0	0	0	0	0	0	0	0
86	0	0	0	0	0	0	0	0	0	0	0	0	0	0	0	0
85	1	1	0	0	1	0	0	0	0	0	0	0	0	0	1	0
CHANGE	0	1-	0	0	1-	0	0	0	0	0	0	0	0	0	1-	0
HAMBLETON PD	0	0	0	0	0	0	0	0	0	0	0	0	0	0	0	0
86	0	0	0	0	0	0	0	0	0	0	0	0	0	0	0	0
85	0	0	0	0	0	0	0	0	0	0	0	0	0	0	0	0
CHANGE	0	0	0	0	0	0	0	0	0	0	0	0	0	0	0	0
TYLER CTY . TOTAL	12	31	43	0	0	0	0	0	0	0	0	0	2	20	19	2
86	12	31	43	0	0	0	0	0	0	0	0	0	2	20	19	2
85	0	0	0	0	0	0	0	0	0	0	0	0	0	0	0	0
CHANGE	5+	31	38	0	1-	3	0	1	1	1+	0	0	0	11+	17	5-
RURAL	5	22	27	0	0	0	0	0	0	0	0	0	2	14	10	1
86	5	22	27	0	0	0	0	0	0	0	0	0	2	14	10	1
85	4	23	27	0	1-	3-	0	0	0	1+	0	0	1	6	9	7
CHANGE	1+	1-	0	0	1-	3-	0	0	0	1+	0	0	1	8+	1+	6-
SHERIFF	4	20	24	0	0	0	0	0	0	2	0	0	2	14	8	0
86	4	20	24	0	0	0	0	0	0	2	0	0	2	14	8	0
85	4	18	22	0	1	3	0	0	0	1	0	0	1	3	9	5
CHANGE	0	2+	2+	0	1-	3-	0	0	0	1+	0	0	1+	11+	1-	5-
STATE POLICE	1	2	3	0	0	0	0	0	0	0	0	0	0	0	2	1
86	1	2	3	0	0	0	0	0	0	0	0	0	0	0	2	1
85	0	5	5	0	0	0	0	0	0	0	0	0	0	3	0	2
CHANGE	1+	3-	2-	0	0	0	0	0	0	0	0	0	0	3-	2+	1-
MUNICIPAL	7	9	16	0	0	0	0	0	0	0	0	0	0	6	9	1
86	7	9	16	0	0	0	0	0	0	0	0	0	0	6	9	1
85	3	8	11	0	0	0	0	0	0	0	0	0	0	3	8	0
CHANGE	4+	1+	5+	0	0	0	0	0	0	0	0	0	0	3+	1+	1+
PADEN CITY PD	1	1	2	0	0	0	0	0	0	0	0	0	0	0	2	0
86	1	1	2	0	0	0	0	0	0	0	0	0	0	0	2	0
85	0	3	3	0	0	0	0	0	0	0	0	0	0	0	3	0
CHANGE	1+	2-	1-	0	0	0	0	0	0	0	0	0	0	0	1-	0
SISTERSVILLE PD	4	7	11	0	0	0	0	0	0	0	0	0	0	4	6	1
86	4	7	11	0	0	0	0	0	0	0	0	0	0	4	6	1
85	3	4	7	0	0	0	0	0	0	0	0	0	0	2	5	0
CHANGE	1+	3+	4+	0	0	0	0	0	0	0	0	0	0	2+	1+	1+
MIDDLEBOURNE PD	2	1	3	0	0	0	0	0	0	0	0	0	0	2	1	0
86	2	1	3	0	0	0	0	0	0	0	0	0	0	2	1	0
85	0	1	1	0	0	0	0	0	0	0	0	0	0	1	0	0
CHANGE	2+	0	2+	0	0	0	0	0	0	0	0	0	0	1+	0	0
FRIENDLY PD	0	0	0	0	0	0	0	0	0	0	0	0	0	0	0	0
86	0	0	0	0	0	0	0	0	0	0	0	0	0	0	0	0
85	0	0	0	0	0	0	0	0	0	0	0	0	0	0	0	0
CHANGE	0	0	0	0	0	0	0	0	0	0	0	0	0	0	0	0
UPSUR CTY TOTAL	34	127	161	1	0	0	0	0	0	21	2	2	21	37	88	10
86	34	127	161	1	0	0	0	0	0	21	2	2	21	37	88	10
85	25	129	154	1	1	0	0	0	0	13	1	1	13	27	92	20
CHANGE	9+	2-	7+	0	0	0	0	0	0	8+	1+	1+	8+	10+	4-	10-

PART I ARRESTS

# PART I ARRESTS

	PART I ARRESTS BY CHARGE AND AGENCY TYPE		PAGE 35		AGENCY TYPE														
	JUVENILE	ADULTS	GRAND TOTAL	CRIMINAL	HOMICIDE	FORCIBLE	ROBBERY	AGGRAV ASSAULT	BURGLARY	LARCENY	AUTO THEFT								
RURAL	19	97	116	1	0	2	2	20	28	57	6								
CHANGE	13	81	96	0	0	0	1+	11	24	42	17								
	4+	16+	20+	0	0	2+	1+	9+	4+	15+	11-								
SHERIFF	9	83	92	1	0	1	2	20	21	44	3								
CHANGE	12	67	79	1	0	0	0	9	18	36	15								
	3-	16+	13+	0	0	1+	2+	11+	3+	8+	12-								
STATE POLICE	10	14	24	0	0	1	0	0	7	13	3								
CHANGE	3	14	17+	0	0	0	1-	2-	6	6	2								
	7+	0	7+	0	0	1+	1-	2-	1+	7+	1+								
MUNICIPAL	15	30	45	0	0	0	0	1	9	31	4								
CHANGE	10	48	58	0	0	0	0	2	3	50	3								
	5+	18-	13-	0	0	0	0	1-	6+	19-	1+								
BUCKHANNON PD	15	30	45	0	0	0	0	1	9	31	4								
CHANGE	10	48	58	0	0	0	0	2	3	50	3								
	5+	18-	13-	0	0	0	0	1-	6+	19-	1+								
WAYNE CITY	31	110	141	4	0	2	13	11	44	62	5								
CHANGE	29	158	187	10	0	2+	8	21	67	76	5								
	2+	48-	46-	6-	0	2+	5+	10-	23-	14-	0								
RURAL	22	93	115	4	0	1	10	7	43	45	5								
CHANGE	24	117	141	9	0	0	8	15	61	43	5								
	2-	24-	26-	5-	0	1+	2+	8-	18-	2+	0								
SHERIFF	1	46	47	0	0	1	8	2	11	22	3								
CHANGE	1	48	49	1	0	0	3	6	20	19	0								
	0	2-	2-	1-	0	1+	5+	4-	9-	3+	3+								
STATE POLICE	21	47	68	4	0	0	2	5	32	23	2								
CHANGE	23	69	92	8	0	0	3	9	41	24	3								
	2-	22-	24-	4-	0	0	3-	4-	9-	1-	3-								
MUNICIPAL	9	17	26	0	0	1	3	4	1	17	0								
CHANGE	5	41	46	1	0	0	0	6	6	33	0								
	4+	24-	20-	1-	0	1+	3+	2-	5-	16-	0								
CEREDO PD	1	11	12	0	0	0	0	0	1	11	0								
CHANGE	1	27	28	1	0	0	0	1	1	23	0								
	0	16-	16-	1-	0	0	0	1-	0	14-	0								
KENOVA PD	1	0	1	0	0	0	0	0	0	1	0								
CHANGE	2	5	7	0	0	0	0	0	5	2	0								
	1-	5-	6-	0	0	0	0	0	5-	1-	0								
WAYNE PD	0	0	0	0	0	0	0	0	0	0	0								
CHANGE	0	0	0	0	0	0	0	0	0	0	0								
	0	0	0	0	0	0	0	0	0	0	0								



		PAGE 36		PART I ARRESTS BY CHARGE AND AGENCY TYPE											
		GRAND TOTAL		JUVENILE	ADULTS	CRIMINAL MURDER	HOMICIDE	FORCIBLE NEG	RAPE	ROBBERY	AGGRAV ASSAULT	BURGLARY	LARCENY	AUTO THEFT	
FORT GAY PD	86	7	6	13	0	0	0	1	3	4	0	5	0	0	
	85	2	9	11	0	0	0	0	0	5	0	6	0	0	
	CHANGE	5+	3-	2+	0	0	0	1+	3+	1-	0	1-	0	0	
WEBSTER CTY	86	2	37	39	0	0	0	0	0	18	13	8	0	0	
	85	4	39	43	0	0	0	0	0	12	11	18	2	0	
	CHANGE	2-	2-	4-	0	0	0	0	0	6+	2+	10-	2-	0	
RURAL	86	2	37	39	0	0	0	0	0	18	13	8	0	0	
	85	4	39	43	0	0	0	0	0	12	11	18	2	0	
	CHANGE	2-	2-	4-	0	0	0	0	0	6+	2+	10-	2-	0	
SHERIFF	86	0	18	18	0	0	0	0	0	16	1	1	0	0	
	85	0	9	9	0	0	0	0	0	4	2	3	0	0	
	CHANGE	0	9+	9+	0	0	0	0	0	12+	1-	2-	0	0	
STATE POLICE	86	2	19	21	0	0	0	0	0	2	12	7	0	0	
	85	4	30	34	0	0	0	0	0	8	9	15	0	0	
	CHANGE	2-	11-	13-	0	0	0	0	0	6-	3+	8-	2-	0	
MUNICIPAL	86	0	0	0	0	0	0	0	0	0	0	0	0	0	
	85	0	0	0	0	0	0	0	0	0	0	0	0	0	
	CHANGE	0	0	0	0	0	0	0	0	0	0	0	0	0	
WEBSTER SPRINGS PD	86	0	0	0	0	0	0	0	0	0	0	0	0	0	
	85	0	0	0	0	0	0	0	0	0	0	0	0	0	
	CHANGE	0	0	0	0	0	0	0	0	0	0	0	0	0	
COWEN PD	86	0	0	0	0	0	0	0	0	0	0	0	0	0	
	85	0	0	0	0	0	0	0	0	0	0	0	0	0	
	CHANGE	0	0	0	0	0	0	0	0	0	0	0	0	0	
CAMDEN-ON-GAULEY PD	86	0	0	0	0	0	0	0	0	0	0	0	0	0	
	85	0	0	0	0	0	0	0	0	0	0	0	0	0	
	CHANGE	0	0	0	0	0	0	0	0	0	0	0	0	0	
WEITZEL CTY	86	15	70	85	0	0	0	0	0	6	5	74	0	0	
	85	13	42	55	0	0	0	2	5	0	21	25	2	0	
	CHANGE	2+	28+	30+	0	0	0	2-	5-	6+	16-	49+	2-	0	
RURAL	86	0	5	5	0	0	0	0	0	4	0	1	0	0	
	85	2	22	24	0	0	0	2	1	0	16	3	2	0	
	CHANGE	2-	17-	19-	0	0	0	2-	1-	4+	16-	2-	2-	0	
SHERIFF	86	0	4	4	0	0	0	0	0	3	0	1	0	0	
	85	0	5	5	0	0	0	0	0	0	1	2	0	0	
	CHANGE	0	1-	1-	0	0	0	0	0	3+	1-	1-	2-	0	

# PART I ARRESTS



PART I ARRESTS BY CHARGE AND AGENCY TYPE		CRIMINAL HOMICIDE FORCIBLE ROBBERY AGGRAV BURGLARY LARCENY AUTO										
JUVENILE ADULTS		GRAND TOTAL	MURDER	NEG MANSL	RAPE	ROBBERY	AGGRAV ASSAULT	BURGLARY	LARCENY	THEFT		
RURAL	86	27	30	57	0	0	1	7	4	11	31	3
	85	40	46	0	0	0	0	1	0	21	23	1
	CHANGE	21+	10-	11+	0	0	1+	6+	4+	10-	8+	2+
SHERIFF	86	0	11	11	0	0	1	1	1	1	7	0
	85	1	19	20	0	0	0	0	0	7	13	0
	CHANGE	1-	8-	9-	0	0	1+	1+	1+	6-	6-	0
STATE POLICE	86	27	19	46	0	0	0	6	3	10	24	3
	85	5	21	26	0	0	0	1	0	14	10	1
	CHANGE	22+	2-	20+	0	0	0	5+	3+	4-	14+	2+
MUNICIPAL	86	93	382	475	1	0	5	10	30	47	374	8
	85	111	289	400	3	0	2	12	21	78	272	12
	CHANGE	18-	93+	75+	2-	0	3+	2-	9+	31-	102+	4-
PARKERSBURG PD	86	35	242	277	1	0	5	9	27	42	187	6
	85	67	225	292	2	0	2	12	19	73	173	11
	CHANGE	32-	17+	15-	1-	0	3+	3-	8+	31-	14+	5-
VIENNA PD	86	56	133	189	0	0	0	1	0	1	185	2
	85	42	61	103	0	0	0	0	1	4	97	1
	CHANGE	14+	72+	86+	0	0	0	1+	1-	3-	88+	1+
WILLIAMSTOWN PD	86	2	7	9	0	0	0	0	3	4	2	0
	85	2	3	5	1	0	0	0	1	1	2	0
	CHANGE	0	4+	4+	1-	0	0	0	2+	3+	0	0
WYOMING CITY TOTAL	86	24	112	136	0	1	1	2	24	37	61	10
	85	42	176	218	6	4	1	0	60	56	70	21
	CHANGE	18-	64-	82-	6-	3-	0	2+	36-	19-	9-	11-
RURAL	86	5	87	92	0	1	1	2	23	20	36	9
	85	18	142	160	6	4	1	0	58	37	46	8
	CHANGE	13-	55-	68-	6-	3-	0	2+	35-	17-	10-	1+
SHERIFF	86	0	67	67	0	0	0	2	17	14	31	3
	85	6	120	126	5	4	1	0	53	24	34	5
	CHANGE	6-	53-	59-	5-	4-	1-	2+	36-	10-	3-	2-
STATE POLICE	86	5	20	25	0	1	1	0	6	6	5	6
	85	12	22	34	1	1	0	0	5	13	12	3
	CHANGE	7-	2-	9-	1-	1+	0	0	1+	7-	7-	3+
MUNICIPAL	86	19	25	44	0	0	0	0	1	17	25	1
	85	24	34	58	0	0	0	0	2	19	24	13
	CHANGE	5-	9-	14-	0	0	0	0	1-	2-	1+	12-
MULLENS PD	86	3	5	8	0	0	0	0	0	2	6	0
	85	0	4	4	0	0	0	0	0	0	4	0
	CHANGE	3+	1+	4+	0	0	0	0	0	2+	2+	0

PART I ARRESTS

# PART I ARRESTS

	PAGE 39		PART I ARRESTS BY CHARGE AND AGENCY TYPE										
	JUVENILE	ADULTS	GRAND TOTAL	MURDER	NEG MANSL	HOMICIDE	FORCIBLE RAPE	ROBBERY	AGGRAV ASSAULT	BURGLARY	LARCENY	AUTO THEFT	
PINEVILLE PD	0	2	2	0	0	0	0	0	1	0	1	0	
CHANGE	1-	4	5-	0	0	0	0	0	0	4-	1	0	
OCEANA PD	16	18	34	0	0	0	0	0	0	15	18	1	
CHANGE	23	26	49	0	0	0	0	0	2-	15	19	13	
	7-	8-	15-	0	0	0	0	0	2-	0	1-	12-	

## **PART II ARRESTS BY CHARGE AND AGENCY TYPE**

The report in this section details the number of persons arrested for Part II Offenses for the reporting periods of 1985 and 1986. Definitions for each of the Part II Offenses may be found in this book in the Table of Contents under the category entitled "Classification of Offenses."

# PART II ARRESTS

		PART II ARRESTS BY CHARGE AND AGENCY TYPE				ARSON	FORGERY	FRAUD	EMBEZZLE	STOLEN PROPERTY	VANDAL	ILLEGAL WEAPONS	
		JUVENILE	ADULTS	GRAND TOTAL	OTHER ASSAULTS								
WEST VIRGINIA	TOTAL	86	3915	51139	55054	6128	156	599	6441	61	530	1825	2707
	85	3221	50593	53814	5729	196	719	6479	63	617	1685	2406	
	CHANGE	694+	546+	1240+	399+	40-	120-	38-	2-	87-	140+	301+	
	RURAL	86	1169	28051	29220	3766	87	376	6172	37	318	946	2016
	85	922	28114	29836	3810	129	473	6236	46	356	980	1706	
	CHANGE	247+	63-	184+	44-	42-	97-	64-	9-	38-	46+	310+	
	SHERIFF'S	86	639	20831	21470	2938	46	218	5535	7	134	628	1754
	85	470	28388	28898	2904	47	232	5425	33	137	588	1479	
	CHANGE	169+	443+	612+	34+	1-	14-	110+	26-	3-	40+	275+	
	STATE POLICE	86	530	7220	7750	828	41	158	637	30	184	318	262
	85	452	7726	8178	986	82	241	811	13	219	312	227	
	CHANGE	78+	506-	428-	78-	41-	83-	174-	17+	35-	6+	35+	
	MUNICIPAL	86	2746	23088	25834	2362	69	223	269	24	212	879	691
	85	2299	22479	24778	1919	67	246	243	17	261	785	708	
	CHANGE	447+	609+	1056+	443+	2+	23-	26+	7+	49-	94+	9-	
BARBOUR CTY	TOTAL	86	31	272	303	26	0	1	21	0	2	0	17
	85	9	262	271	20	0	0	35	0	2	0	0	
	CHANGE	22+	10+	32+	6+	0	0	14-	0	0	8+	11+	
	RURAL	86	12	188	200	15	0	0	21	0	2	1	16
	85	8	164	172	13	0	1	35	0	0	0	4	
	CHANGE	4+	24+	28+	2+	0	1-	14-	0	2+	1+	12+	
	SHERIFF	86	8	153	161	15	0	0	14	0	2	0	14
	85	8	113	121	11	0	0	22	0	0	0	3	
	CHANGE	0	40+	40+	4+	0	0	8-	0	2+	0	11+	
	STATE POLICE	86	4	35	39	0	0	7	0	0	1	2	
	85	0	51	51	2	0	1	13	0	0	0	1	
	CHANGE	4+	16-	12-	2-	0	1-	6-	0	0	1+	1+	
	MUNICIPAL	86	19	84	103	11	0	1	0	0	7	1	
	85	1	98	99	7	0	0	0	0	2	0	2	
	CHANGE	18+	14-	4+	4+	0	1+	0	0	2-	7+	1-	
BELINGTON PD		86	16	50	66	10	0	1	0	0	7	0	
	85	0	27	27	5	0	0	0	0	2	0	1	
	CHANGE	16+	23+	39+	5+	0	1+	0	0	2-	7+	1-	
PHILIPPI PD		86	3	34	37	1	0	0	0	0	0	1	
	85	1	71	72	2	0	0	0	0	0	0	0	
	CHANGE	2+	37-	35-	1-	0	0	0	0	0	0	0	

		PART II ARRESTS BY CHARGE AND AGENCY TYPE				ARSON	FORGERY	FRAUD	EMBEZZLE	STOLEN PROPERTY	VANDAL	ILLEGAL WEAPONS	
		JUVENILE	ADULTS	GRAND TOTAL	OTHER ASSAULTS								
BERKELEY CTY	TOTAL	86	430	1887	2317	241	5	34	34	0	34	97	87
	85	254	1572	1826	168	1	49	27	1	37	87	83	
	CHANGE	176+	315+	491+	73+	4+	15-	7+	1-	3-	19+	4+	
	RURAL	86	25	835	860	58	1	25	32	0	14	17	40
	85	48	568	616	34	1	29	24	0	18	15	24	
	CHANGE	23-	267+	244+	24+	0	4-	8+	0	4-	2+	16+	
	SHERIFF	86	24	581	605	40	0	10	7	0	12	3	28
	85	12	331	343	23	1	0	2	0	12	0	16	
	CHANGE	12+	250+	262+	17+	1-	10+	5+	0	0	3+	12+	
	STATE POLICE	86	1	254	255	18	1	15	25	0	2	14	12
	85	36	237	273	11	0	29	22	0	6	15	8	
	CHANGE	35-	17+	18-	7+	1+	14-	3+	0	4-	1-	4+	
	MUNICIPAL	86	405	1052	1457	183	4	9	2	0	20	80	47
	85	206	1004	1210	134	0	20	3	1	19	72	59	
	CHANGE	199+	48+	247+	49+	4+	11-	1-	1-	1+	8+	12-	
MARTINSBURG PD		86	405	1052	1457	183	4	9	2	0	20	80	47
	85	206	1004	1210	134	0	20	3	1	19	72	59	
	CHANGE	199+	48+	247+	49+	4+	11-	1-	1-	1+	8+	12-	
BOONE CTY	TOTAL	86	10	466	476	61	0	5	17	1	0	13	42
	85	7	420	427	41	8	7	24	0	2	17	26	
	CHANGE	3+	46+	49+	20+	8-	2-	7-	1+	2-	4-	16+	
	RURAL	86	3	488	493	51	0	5	17	1	0	6	39
	85	6	356	362	31	8	7	20	0	2	15	25	
	CHANGE	3-	44+	41+	20+	8-	2-	3-	1+	2-	9-	14+	
	SHERIFF	86	1	340	341	42	0	2	17	1	0	5	33
	85	2	222	224	10	5	2	18	0	2	9	13	
	CHANGE	1-	118+	117+	32+	5-	0	1-	1+	2-	4-	20+	
	STATE POLICE	86	2	60	62	9	0	3	0	0	1	6	
	85	4	134	138	21	3	5	2	0	0	6	12	
	CHANGE	2-	74-	76-	12-	3-	2-	2-	0	0	5-	6-	
	MUNICIPAL	86	7	66	73	10	0	0	0	0	7	3	
	85	1	64	65	10	0	0	4	0	0	2	1	
	CHANGE	6+	2+	8+	0	0	0	4-	0	0	5+	2+	
MADISON PD		86	1	44	45	10	0	0	0	0	1	3	
	85	0	47	47	10	0	0	4	0	0	1	1	
	CHANGE	1+	3-	2-	0	0	0	4-	0	0	0	2+	

# PART II ARRESTS

	COML VICE	SEX OFFENSES	PART II NARCOTIC AND DRUG	GAMBLING	ARRESTS BY CHARGE FAMILY OFFENSES	DRIVING UND INFL	AND AGENCY TYPE LIQUOR LAWS	DRUNK-ENNESS	DISORD CONDUCT	VAGRANCY	OTHER OFFENSES	SUSPICION	CURFEM LOITER	RUN-AWAYS
MVAAL	111 127 16-	373 363 18+	1339 1496 157-	129 223 94-	237 265 8-	8103 8056 47+	756 977 221-	10702 10598 104+	2034 1830 204+	60 35 25+	11738 11297 441+	0 0 0	353 256 99+	438 397 235+
MVARU	4 26 20-	198 196 2+	657 816 154-	27 117 90-	183 171 12+	3847 3866 19-	65 181 116-	2303 2403 100+	44 78 34-	30 17 13+	7394 7278 316+	0 0 0	6 4 2+	342 227 119+
MVASO	4 24 20-	99 96 3+	307 447 140-	6 25 19-	143 126 17+	2101 2296 199-	22 76 54-	1450 1310 140+	27 54 27-	24 16+	3746 3485 361+	0 0 0	2 3 1-	259 143 116+
MVASP	2 2 0	99 100 1-	350 369 19-	21 92 71-	40 45 5-	1746 1570 176+	43 105 62-	1033 1033 40-	17 24 7-	6 9 3-	1828 1873 45-	0 0 0	4 1 3+	83 84 1-
MVAZZ	105 101 4+	175 167 8+	682 680 2+	102 106 4-	74 94 20-	4256 4190 66+	691 796 105-	8199 8195 4+	1990 1752 238+	30 18 12+	4144 4019 123+	0 0 0	349 232 97+	308 170 138+

001AL	0 0 0	2 3 1-	11 5 6+	0 10 10-	2 0 2+	53 48 13+	3 4 1-	42 67 25-	11 4 7+	0 0 0	96 68 28+	0 0 0	0 0 0	8 6 2+
001PU	0 0 0	2 2 0	9 4 5+	0 10 10-	1 0 1+	29 22 7+	0 4 4-	8 6 2+	0 0 0	0 0 0	88 63 23+	0 0 0	0 0 0	8 4 2+
00150	0 0 0	1 1 1-	9 2 +	0 10 10-	1 0 1+	12 9 3+	0 2 2-	2 2 0	0 0 0	0 0 0	84 53 31+	0 0 0	0 0 0	8 6 2+
0015P	0 0 0	2 1 1+	0 2 2-	0 0 0	0 0 0	17 13 4+	0 2 2-	4 4 2+	0 0 0	0 0 0	4 12 8-	0 0 0	0 0 0	0 0 0
001Z2	0 0 0	0 1 1-	2 1 1+	0 0 0	1 0 1+	24 18 6+	3 0 3+	34 61 27-	11 4 7+	0 0 0	8 3 5+	0 0 0	0 0 0	0 0 0
001C1	0 0 0	0 0 0	0 0 0	0 0 0	1 0 1+	16 7 9+	2 0 2+	11 8 3+	11 4 7+	0 0 0	7 9 7+	0 0 0	0 0 0	0 0 0
00102	0 0 0	0 1 1-	2 1 1+	0 0 0	0 0 0	8 11 3-	1 0 1+	23 33 38-	0 0 0	0 0 0	1 3 2-	0 0 0	0 0 0	0 0 0

	COML VICE	SEX OFFENSES	PART II NARCOTIC AND DRUG	GAMBLING	ARRESTS BY CHARGE FAMILY OFFENSES	DRIVING UND INFL	AND AGENCY TYPE LIQUOR LAWS	DRUNK-ENNESS	DISORD CONDUCT	VAGRANCY	OTHER OFFENSES	SUSPICION	CURFEM LOITER	RUN-AWAYS
002AL	0 1 1-	8 3 5+	74 62 12+	0 0 0	2 5 3-	234 273 39-	5 5 3-	387 331 56+	114 100 14+	0 0 0	888 331 317+	0 0 0	44 10 34+	49 29 20+
002PU	0 0 0	5 1 4+	16 21 5-	0 0 0	2 4 2-	193 179 14+	0 0 0	144 92 52+	0 0 0	0 0 0	311 167 144+	0 0 0	0 0 0	2 7 5-
00750	0 0 0	4 0 4+	11 7 4+	0 0 0	2 0 2+	125 98 27+	0 0 0	82 42 40+	0 0 0	0 0 0	279 141 138+	0 0 0	0 0 0	2 1 1+
0025P	0 0 0	1 1 0	5 14 9-	0 0 0	0 4 4-	68 81 13-	0 0 0	62 50 12+	0 0 0	0 0 0	32 26 6+	0 0 0	0 0 0	0 6 6-
00272	0 1 1-	3 2 1+	58 41 17+	0 0 0	0 1 1-	41 94 53-	5 8 3-	243 239 4+	114 100 14+	0 0 0	337 384 173+	0 0 0	44 10 34+	47 22 25+
00201	0 1 1-	3 2 1+	58 41 17+	0 0 0	0 1 1-	41 94 53-	5 8 3-	243 239 4+	114 100 14+	0 0 0	337 384 173+	0 0 0	44 10 34+	47 22 25+
003AL	0 0 0	0 1 1-	6 27 21-	0 2 2-	11 3 8+	178 144 12+	0 0 0	91 57 34+	1 2 1-	0 3 3-	50 38 12+	0 0 0	0 0 0	0 1 1-
003RU	0 0 0	0 1 1-	5 24 19-	0 2 2-	11 3 8+	156 153 3+	0 0 0	67 39 28+	0 0 0	0 5 5-	45 24 19+	0 0 0	0 0 0	0 1 1-
00350	0 0 0	0 1 1-	4 12 8-	0 0 0	11 2 9+	139 122 17+	0 0 0	61 14 47+	0 0 0	0 0 0	26 13 13+	0 0 0	0 0 0	0 1 1-
0035P	0 0 0	0 0 0	1 12 11-	0 2 2-	0 1 1-	17 31 14-	0 0 0	6 25 19-	0 0 0	0 5 5-	19 13 6+	0 0 0	0 0 0	0 0 0
003Z2	0 0 0	0 0 0	1 3 2-	0 0 0	0 0 0	22 13 9+	0 0 0	24 18 6+	1 2 1-	0 0 0	5 12 7-	0 0 0	0 0 0	0 0 0
00301	0 0 0	0 0 0	0 0 0	0 0 0	0 0 0	5 4 1+	0 0 0	21 15 6+	0 0 0	0 0 0	5 12 7-	0 0 0	0 0 0	0 0 0

# PART II ARRESTS

		PART II ARRESTS BY CHARGE AND GRAND TOTAL			AGENCY TYPE OTHER ASSAULTS	ARSON	FORGERY	FRAUD	EMBEZZLE	STOLEN PROPERTY	VANDAL	ILLEGAL WEAPONS
		JUVENILE	ADULTS	GRAND TOTAL								
WHITESVILLE PD	86	6	1	7	0	0	0	0	0	0	6	0
	85	0	2	2	0	0	0	0	0	0	0	0
	CHANGE	6+	1-	5+	0	0	0	0	0	0	6+	0
DANVILLE PD	86	0	21	21	0	0	0	0	0	0	0	0
	85	1	15	16	0	0	0	0	0	0	1	0
	CHANGE	1-	6+	5+	0	0	0	0	0	0	1-	0
*****												
BRAXTON CTY	TOTAL	86	4	191	11	1	1	2	0	1	0	51
	85	4	144	148	11	1	0	2	0	2	0	29
	CHANGE	0	47+	47+	0	0	1+	0	0	1-	0	22+
*****												
RURAL	86	3	143	146	10	1	1	2	0	0	0	51
	85	2	69	71	9	1	0	2	0	1	0	22
	CHANGE	1+	74+	75+	1+	0	1+	0	0	1-	0	22+
SHERIFF	86	3	102	105	10	1	0	0	0	0	0	30
	85	1	60	61	5	0	0	1	0	0	0	29
	CHANGE	2+	42+	44+	5+	1+	0	1-	0	0	0	21+
STATE POLICE	86	0	41	41	0	0	1	2	0	0	0	1
	85	1	9	10	4	1	0	1	0	1	0	0
	CHANGE	1-	32+	31+	4-	1-	1+	1+	0	1-	0	1+
MUNICIPAL	86	1	40	41	1	0	0	0	0	1	0	0
	85	2	75	77	2	0	0	0	0	1	0	0
	CHANGE	1-	27-	28-	1-	0	0	0	0	0	0	0
GASSAWAY PD	86	0	0	0	0	0	0	0	0	0	0	0
	85	0	0	0	0	0	0	0	0	0	0	0
	CHANGE	0	0	0	0	0	0	0	0	0	0	0
SUTTON PD	86	0	48	48	1	0	0	0	0	1	0	0
	85	2	73	75	1	0	0	0	0	0	0	0
	CHANGE	2-	25-	27-	0	0	0	0	0	1+	0	0
BURNSVILLE PD	86	1	0	1	0	0	0	0	0	0	0	0
	85	0	2	2	1	0	0	0	0	1	0	0
	CHANGE	1+	2-	1-	1-	0	0	0	0	1-	0	0
*****												
BROOKE CTY	TOTAL	86	61	425	486	65	1	4	9	2	3	22
	85	48	445	493	68	3	4	15	0	2	26	22
	CHANGE	13+	20-	7-	3-	2-	0	6-	2+	1+	4-	2+
*****												
RURAL	86	21	317	338	51	1	4	9	2	0	4	21
	85	30	352	382	41	1	4	15	0	2	26	21
	CHANGE	9-	35-	44-	10-	0	0	6-	2+	2-	20-	0
*****												
		PART II ARRESTS BY CHARGE AND GRAND TOTAL			AGENCY TYPE OTHER ASSAULTS	ARSON	FORGERY	FRAUD	EMBEZZLE	STOLEN PROPERTY	VANDAL	ILLEGAL WEAPONS
		JUVENILE	ADULTS	GRAND TOTAL								
SHERIFF	86	20	268	288	45	1	0	8	0	0	6	14
	85	30	323	353	49	1	3	15	0	2	26	21
	CHANGE	10-	55-	65-	4-	0	3-	7-	0	2-	20-	7-
STATE POLICE	86	1	49	50	6	0	4	1	2	0	0	7
	85	0	29	29	12	0	1	0	0	0	0	0
	CHANGE	1+	20+	21+	6-	0	3+	1+	2+	0	0	7+
MUNICIPAL	86	49	108	148	14	0	0	0	0	3	16	3
	85	18	93	111	7	2	0	0	0	0	0	1
	CHANGE	22+	15+	37+	7+	2-	0	0	0	3+	16+	2+
FOLLANSBEE PD	86	0	2	2	0	0	0	0	0	0	0	0
	85	0	0	0	0	0	0	0	0	0	0	0
	CHANGE	0	2+	2+	0	0	0	0	0	0	0	0
WELLSBURG PD	86	38	85	123	14	0	0	0	0	3	14	3
	85	13	66	79	5	0	0	0	0	0	0	1
	CHANGE	25+	19+	44+	9+	0	0	0	0	3+	14+	2+
BETHANY PD	86	2	21	23	0	0	0	0	0	0	2	0
	85	5	27	32	2	2	0	0	0	0	0	0
	CHANGE	3-	6-	9-	2-	2-	0	0	0	0	2+	0
*****												
CABELL CTY	TOTAL	86	434	3650	4084	462	9	35	261	5	62	120
	85	542	3274	3816	272	22	64	385	9	51	154	144
	CHANGE	108-	376+	268+	190+	13-	31-	124-	4-	11+	34-	26+
*****												
RURAL	86	33	704	817	36	1	6	188	1	21	19	38
	85	48	985	1053	71	6	48	327	4	8	42	27
	CHANGE	15-	201-	216-	35-	7-	42-	139-	3-	13+	23-	11+
SHERIFF	86	8	539	547	18	1	5	177	0	13	18	22
	85	15	849	864	31	4	46	321	4	6	39	24
	CHANGE	7-	310-	317-	33-	3-	41-	144-	4-	7+	21-	2-
STATE POLICE	86	25	245	270	18	0	1	11	1	0	1	16
	85	33	136	169	20	4	2	6	0	2	3	3
	CHANGE	8-	109+	101+	2-	4-	1-	5+	1+	6+	2-	13+
MUNICIPAL	86	401	2066	3267	426	0	29	73	4	41	101	132
	85	494	2289	2783	201	14	18	58	5	43	112	117
	CHANGE	93-	577+	484+	225+	6-	11+	15+	1-	2-	11-	15+
BARBOURSVILLE PD	86	15	106	119	11	1	4	5	1	0	3	1
	85	14	129	143	11	0	1	11	1	0	2	0
	CHANGE	1-	23-	24-	0	1+	3+	6-	0	8-	1+	1+
MUNTINGTON PD	86	365	2679	3044	406	7	25	68	3	48	96	124
	85	457	2102	2559	182	14	17	47	4	33	108	111
	CHANGE	92-	577+	485+	224+	7-	8+	21+	1-	7+	12-	15+



# PART II ARRESTS

	COMPL VICE	SEX OFFENSES	NARCOTIC AND DRUG	PART II GAMBLING	ARRESTS BY FAMILY OFFENSES	CHARGE DRIVING UND INFL	AND LIQUOR LAWS	AGENCY TYPE DRUNK-ENNESS	DISORD CONDUCT	VAGRANCY	OTHER OFFENSES	SUSPICION	CURFEN LOITER	RUN-AWAYS
00302	0	0	0	0	0	0	0	0	1	0	0	0	0	0
00305	0	0	1	0	0	17	0	3	0	0	0	0	0	0
0047L	0	2	6	0	0	57	0	21	0	0	41	0	1	0
004RU	0	2	4	0	0	34	0	6	0	0	35	0	0	0
00450	0	1	0	0	0	22	0	3	0	0	18	0	0	0
0045P	0	1	4	0	0	12	0	3	0	0	17	0	0	0
00422	0	0	2	0	0	23	0	15	0	0	6	0	1	0
00401	0	0	0	0	0	0	0	0	0	0	0	0	0	0
0040R	0	0	2	0	0	23	0	15	0	0	6	0	0	0
00403	0	0	0	0	0	0	0	0	0	0	0	0	1	0
005AL	0	4	8	1	2	144	18	59	0	0	114	0	0	12
005RU	0	0	5	1	0	102	2	30	0	0	104	0	0	0
00550	0	0	5	0	0	95	2	28	0	0	84	0	0	0
0055P	0	0	0	1	0	7	0	2	0	0	20	0	0	0
00522	0	4	1	0	2	42	8	29	8	0	10	0	0	12
00501	0	0	0	0	0	2	0	0	0	0	0	0	0	0
00502	0	2	2	0	2	35	4	27	1	0	7	0	0	12
00505	0	2	0	0	0	2	11	3	7	0	3	0	0	0
006AL	3	25	102	4	25	390	124	1375	130	15	691	0	0	68
006RU	0	4	21	0	9	84	1	105	0	15	260	0	0	8
00650	0	10	33	0	4	34	2	59	0	15	162	0	0	0
0065P	0	4	6	0	0	46	0	52	0	0	98	0	0	0
00622	3	21	81	4	14	306	123	1270	130	0	431	0	0	60
00601	0	0	11	0	0	32	1	24	3	0	19	0	0	1
00602	3	21	65	4	16	261	122	1208	135	0	380	0	0	58

# PART II ARRESTS

		PART II ARRESTS BY CHARGE AND AGENCY TYPE			ARSON	FORGERY	FRAUD	EMBEZZLE	STOLEN PROPERTY	VANDAL	ILLEGAL WEAPONS
		JUVENILE	ADULTS	GRAND TOTAL	OTHER ASSAULTS						
MILTON PD	86	16	62	78	4	0	0	0	0	2	3
	85	21	24	45	4	0	0	0	0	1	1
	CHANGE	5-	38+	33+	0	0	0	0	0	1+	4+
MU SECURITY POLICE	86	7	19	26	5	0	0	0	1	0	0
	85	2	34	36	4	0	0	0	2	1	5
	CHANGE	5+	15-	10-	1+	0	0	0	1-	1-	5-
*****											
CALHOUN CTY	TOTAL	86	7	111	118	32	0	1	8	4	9
	85	4	67	71	6	1	0	0	4	1	6
	CHANGE	3+	44+	47+	26+	1-	1+	8+	0	0	3+
*****											
RURAL	86	7	109	116	32	0	1	8	4	1	9
	85	4	67	71	6	1	0	0	4	1	6
	CHANGE	3+	42+	45+	26+	1-	1+	8+	0	0	3+
SHERIFF	86	1	49	50	18	0	0	8	0	1	7
	85	1	5	6	0	0	0	0	0	0	6
	CHANGE	0	44+	44+	18+	0	0	8+	0	1+	1+
STATE POLICE	86	6	60	66	14	0	1	0	4	0	2
	85	3	62	65	6	1	0	0	4	1	0
	CHANGE	3+	2-	1+	8+	1-	1+	0	0	1-	2+
MUNICIPAL	86	0	2	2	0	0	0	0	0	0	0
	85	0	0	0	0	0	0	0	0	0	0
	CHANGE	0	2+	2+	0	0	0	0	0	0	0
GRANTSVILLE PD	86	0	2	2	0	0	0	0	0	0	0
	85	0	0	0	0	0	0	0	0	0	0
	CHANGE	0	2+	2+	0	0	0	0	0	0	0
*****											
CLAY CTY	TOTAL	86	7	269	276	31	2	4	37	6	15
	85	4	277	283	37	2	3	34	0	10	15
	CHANGE	1+	8-	7-	6-	1+	1+	3+	0	11-	5+
*****											
RURAL	86	7	269	276	31	3	4	37	0	6	15
	85	5	276	281	37	2	3	34	0	17	10
	CHANGE	2+	7-	5-	6-	1+	1+	3+	0	11-	5+
SHERIFF	86	2	136	138	15	2	3	37	0	1	11
	85	0	163	163	17	2	1	34	0	8	7
	CHANGE	2+	27-	25-	2-	0	2+	3+	0	7-	4+
STATE POLICE	86	5	133	138	16	1	1	0	0	0	4
	85	3	113	116	20	0	2	0	0	2	3
	CHANGE	0	20+	20+	4-	1+	1-	0	0	4-	1+
*****											
		PART II ARRESTS BY CHARGE AND AGENCY TYPE			ARSON	FORGERY	FRAUD	EMBEZZLE	STOLEN PROPERTY	VANDAL	ILLEGAL WEAPONS
		JUVENILE	ADULTS	GRAND TOTAL	OTHER ASSAULTS						
MUNICIPAL	86	0	0	0	0	0	0	0	0	0	0
	85	1	1	2	0	0	0	0	0	0	0
	CHANGE	1-	1-	2-	0	0	0	0	0	0	0
CLAY PD	86	0	0	0	0	0	0	0	0	0	0
	85	1	1	2	0	0	0	0	0	0	0
	CHANGE	1-	1-	2-	0	0	0	0	0	0	0
*****											
DODDRIDGE CTY.	TOTAL	86	4	175	179	25	0	23	1	0	48
	85	6	167	173	12	0	2	26	0	12	21
	CHANGE	2-	8+	6+	13+	0	2-	3-	1+	12-	27+
*****											
RURAL	86	3	166	169	25	0	0	23	1	0	48
	85	4	160	164	12	0	2	26	0	12	21
	CHANGE	1-	6+	5+	13+	0	2-	3-	1+	12-	27+
SHERIFF	86	0	46	46	0	0	0	0	0	0	44
	85	0	34	34	0	0	0	0	0	5	21
	CHANGE	0	12+	12+	0	0	0	0	0	5-	23+
STATE POLICE	86	3	120	123	25	0	0	23	1	0	4
	85	6	126	132	12	0	2	26	0	12	0
	CHANGE	1-	6-	7-	13+	0	2-	3-	1+	12-	4+
MUNICIPAL	86	1	9	10	0	0	0	0	0	0	0
	85	2	7	9	0	0	0	0	0	2	0
	CHANGE	1-	2+	1+	0	0	0	0	0	2-	0
WEST UNION PD	86	1	9	10	0	0	0	0	0	0	0
	85	2	7	9	0	0	0	0	0	2	0
	CHANGE	1-	2+	1+	0	0	0	0	0	2-	0
*****											
PAYETTE CTY	TOTAL	86	83	956	1037	116	7	16	1	10	53
	85	88	1149	1237	124	7	27	34	1	10	63
	CHANGE	5-	215-	220-	8-	6-	21-	18-	0	12-	10-
*****											
RURAL	86	34	433	467	30	1	6	16	1	16	47
	85	29	632	661	33	7	25	34	1	27	56
	CHANGE	5+	199-	194-	33-	6-	19-	18-	0	11-	9-
SHERIFF	86	5	250	263	34	1	1	12	0	3	35
	85	11	360	371	63	3	2	30	0	10	46
	CHANGE	6-	102-	108-	29-	4-	1-	18-	0	7-	11-
STATE POLICE	86	29	175	204	16	0	5	4	1	13	12
	85	10	278	290	20	2	23	4	1	17	16
	CHANGE	11+	97-	86-	4-	2-	18-	0	0	4-	1+

# PART II ARRESTS

	COMPL VICE	SEX OFFENSES	PART II NARCOTIC AND DRUG	GAMBLING	ARRESTS BY FAMILY OFFENSES	CHARGE DRIVING UND INFL	AND LIQUOR LAWS	AGENCY TYPE DRUNK-ENNESS	DISORD CONDUCT	VAGRANCY	OTHER OFFENSES	SUSPICION	CURFEN LOITER	RUN-AMAYS
00603	0	0	4	0	0	13	0	29	0	0	20	0	0	1
	0	0	4	0	0	2	1	13	0	0	6	0	11	2
	0	0	0	0	0	11+	1-	16+	0	0	14+	0	11-	1-
00604	0	0	1	0	0	0	0	7	0	0	12	0	0	0
	0	0	1	0	0	1	0	15	0	0	7	0	0	0
	0	0	0	0	0	1-	0	8-	0	0	3+	0	0	0
-----														
007AL	0	3	6	0	0	24	0	10	0	2	18	0	0	0
	0	2	3	0	0	23	0	2	0	0	23	0	0	0
	0	1+	3+	0	0	1+	0	0+	0	2+	3-	0	0	0
-----														
007RU	0	3	6	0	0	22	0	10	0	2	18	0	0	0
	0	2	3	0	0	23	0	2	0	0	23	0	0	0
	0	1+	3+	0	0	1-	0	8+	0	2+	3-	0	0	0
00750	0	1	0	0	0	2	0	2	0	2	9	0	0	0
	0	0	0	0	0	0	0	0	0	0	0	0	0	0
	0	1+	0	0	0	2+	0	2+	0	2+	9+	0	0	0
0075P	0	2	6	0	0	20	0	8	0	0	9	0	0	0
	0	2	3	0	0	23	0	2	0	0	23	0	0	0
	0	0	3+	0	0	3-	0	4+	0	0	14-	0	0	0
007ZZ	0	0	0	0	0	2	0	0	0	0	0	0	0	0
	0	0	0	0	0	0	0	0	0	0	0	0	0	0
	0	0	0	0	0	2+	0	0	0	0	0	0	0	0
00701	0	0	0	0	0	2	0	0	0	0	0	0	0	0
	0	0	0	0	0	0	0	0	0	0	0	0	0	0
	0	0	0	0	0	2+	0	0	0	0	0	0	0	0
-----														
008AL	0	4	5	0	4	40	2	30	2	0	82	0	1	0
	0	11	10	0	1	25	4	43	0	0	78	0	0	0
	0	7-	5-	0	3+	15+	2-	13-	2+	0	4+	0	1+	0
-----														
008RU	0	4	5	0	4	40	2	30	2	0	82	0	1	0
	0	11	8	0	3+	25	4	43	0	0	78	0	0	0
	0	7-	3-	0	3+	15+	2-	13-	2+	0	4+	0	1+	0
00850	0	0	1	0	1	11	0	1	2	0	43	0	0	0
	0	2	5	0	1	3	2	13	2	0	42	0	0	0
	0	2-	4-	0	0	8+	2-	12-	2+	0	19-	0	0	0
0085P	0	4	4	0	3	29	2	29	0	0	39	0	1	0
	0	9	3	0	3+	22	2	30	0	0	16	0	0	0
	0	5-	1+	0	3+	7+	0	1-	0	0	23+	0	1+	0

	COMPL VICE	SEX OFFENSES	PART II NARCOTIC AND DRUG	GAMBLING	ARRESTS BY FAMILY OFFENSES	CHARGE DRIVING UND INFL	AND LIQUOR LAWS	AGENCY TYPE DRUNK-ENNESS	DISORD CONDUCT	VAGRANCY	OTHER OFFENSES	SUSPICION	CURFEN LOITER	RUN-AMAYS
008ZZ	0	0	0	0	0	0	0	0	0	0	0	0	0	0
	0	0	2-	0	0	0	0	0	0	0	0	0	0	0
00801	0	0	0	0	0	0	0	0	0	0	0	0	0	0
	0	0	2-	0	0	0	0	0	0	0	0	0	0	0
	0	0	2-	0	0	0	0	0	0	0	0	0	0	0
-----														
009AL	0	1	0	0	0	17	0	10	1	0	53	0	0	0
	0	1	3	0	0	22	0	15	0	0	50	0	0	0
	0	0	3-	0	0	5-	0	5-	1+	0	3+	0	0	2-
-----														
009RU	0	0	0	0	0	14	0	4	1	0	53	0	0	0
	0	1-	3-	0	0	17	0	13	0	0	50	0	0	2-
	0	1-	3-	0	0	3-	0	9-	1+	0	3+	0	0	0
00950	0	0	0	0	0	1	0	0	0	0	1	0	0	0
	0	0	1-	0	0	0	0	0	0	0	5-	0	0	0
	0	0	1-	0	0	0	0	0	0	0	0	0	0	0
0095P	0	0	0	0	0	13	0	4	1	0	52	0	0	0
	0	1	2	0	0	16	0	13	0	0	44	0	0	2
	0	1-	2-	0	0	3-	0	9-	1+	0	8+	0	0	2-
009ZZ	0	1	0	0	0	3	0	6	0	0	0	0	0	0
	0	0	0	0	0	0	0	2	0	0	0	0	0	0
	0	1+	0	0	0	2-	0	4+	0	0	0	0	0	0
00901	0	1	0	0	0	3	0	6	0	0	0	0	0	0
	0	0	0	0	0	0	0	2	0	0	0	0	0	0
	0	1+	0	0	0	2-	0	4+	0	0	0	0	0	0
-----														
010AL	0	2	27	7	14	347	9	232	50	1	87	0	0	12
	0	4	76	20	6	401	12	229	56	0	118	0	12	0
	0	2-	49-	13-	8+	54-	3-	3+	6-	1+	31-	0	3-	6+
-----														
010RU	0	2	16	7	12	164	2	45	0	1	45	0	0	12
	0	3	50	20	6	187	9	24	9	0	93	0	0	3
	0	1-	34-	13-	6+	23-	7-	21+	9-	1+	48-	0	0	9+
01050	0	0	0	0	0	130	0	11	0	0	13	0	0	0
	0	0	0	0	0	153	0	1	0	0	25	0	0	0
	0	0	0	0	0	23-	0	10+	0-	0	16-	0	0	0
0105P	0	2	8	7	6	34	2	34	0	1	32	0	0	12
	0	3	42	20	0	34	9	23	1	0	44	0	0	3
	0	1-	34-	13-	6+	0	7-	11+	1-	1+	32-	0	0	9+

# PART II ARRESTS

		PART II ARRESTS BY CHARGE AND			AGENCY TYPE	ARSON	FORGERY	FRAUD	EMBEZZLE	STOLEN	VANDAL	ILLEGAL
		JUVENILE	ADULTS	GRAND	OTHER					PROPERTY		WEAPONS
				TOTAL	ASSAULTS							
MUNICIPAL	86	49	521	570	66	0	0	0	0	2	5	6
	85	59	537	596	41	0	2	0	0	3	7	7
	CHANGE	10-	16-	26-	25+	0	2-	0	0	1-	2-	1-
ANSTED PD	86	1	37	38	17	0	0	0	0	0	0	0
	85	2	38	40	18	0	0	0	0	0	0	0
	CHANGE	1-	1-	2-	7+	0	0	0	0	0	2-	2-
FAYETTEVILLE PD	86	2	39	41	0	0	0	0	0	0	0	0
	85	4	64	68	0	0	0	0	0	0	3	0
	CHANGE	2-	25+	27-	0	0	0	0	0	0	3-	0
MONTGOMERY PD	86	10	168	178	31	0	0	0	0	0	1	0
	85	16	192	208	25	0	0	0	0	0	2	2
	CHANGE	6-	24-	30-	6+	0	0	0	0	0	1-	2-
MOUNT HOPE PD	86	8	61	69	6	0	0	0	0	1	0	3
	85	12	66	78	5	0	0	0	0	3	0	3
	CHANGE	4-	5-	9-	1+	0	0	0	0	2-	0	1+
OAK HILL PD	86	27	120	147	1	0	0	0	0	0	1	1
	85	25	57	82	0	0	1	0	0	0	0	0
	CHANGE	2+	63+	65+	1+	0	1-	0	0	0	1+	1+
MEADOW BRIDGE PD	86	0	0	0	0	0	0	0	0	0	0	0
	85	0	0	0	0	0	0	0	0	0	0	0
	CHANGE	0	0	0	0	0	0	0	0	0	0	0
SMITHERS PD	86	0	41	41	0	0	0	0	0	0	0	0
	85	0	63	63	0	0	0	0	0	0	0	1
	CHANGE	0	22-	22-	0	0	0	0	0	0	0	1-
PAX PD	86	1	0	1	0	0	0	0	0	0	0	0
	85	0	8	8	0	0	0	0	0	0	0	0
	CHANGE	1+	8-	7-	0	0	0	0	0	0	0	0
W VA TECH SECURITY	86	0	6	6	2	0	0	0	0	1	3	0
	85	0	2	2	0	0	0	0	0	0	0	0
	CHANGE	0	4+	4+	2+	0	0	0	0	1+	3+	0
GAULEY BRIDGE PD	86	0	49	49	9	0	0	0	0	0	0	2
	85	0	47	47	1	0	1	0	0	0	0	0
	CHANGE	0	2+	2+	8+	0	1-	0	0	0	0	2+
*****												
GILMER CTY	TOTAL	86	0	167	173	9	1	3	0	1	0	31
	85	0	98	98	7	0	1	0	0	0	0	25
	CHANGE	6+	69+	75+	2+	1+	0	3+	0	1+	0	6+
*****												
RURAL	86	2	67	69	5	1	1	3	0	1	0	31
	85	0	51	51	5	0	1	0	0	0	0	25
	CHANGE	2+	16+	18+	0	1+	0	3+	0	1+	0	6+
*****												
		PART II ARRESTS BY CHARGE AND			AGENCY TYPE	ARSON	FORGERY	FRAUD	EMBEZZLE	STOLEN	VANDAL	ILLEGAL
		JUVENILE	ADULTS	GRAND	OTHER					PROPERTY		WEAPONS
				TOTAL	ASSAULTS							
SHERIFF	86	2	48	50	3	1	0	1	0	0	0	31
	85	0	39	39	2	0	1	0	0	0	0	25
	CHANGE	2+	9+	11+	1+	1+	1-	1+	0	0	0	6+
STATE POLICE	86	0	19	19	2	0	1	2	0	1	0	0
	85	0	12	12	3	0	0	0	0	0	0	0
	CHANGE	0	7+	7+	1-	0	1+	2+	0	1+	0	0
MUNICIPAL	86	4	100	104	4	0	0	0	0	0	0	0
	85	0	47	47	2	0	0	0	0	0	0	0
	CHANGE	4+	53+	57+	2+	0	0	0	0	0	0	0
GLENVILLE PD	86	4	94	98	1	0	0	0	0	0	0	0
	85	0	40	40	1	0	0	0	0	0	0	0
	CHANGE	4+	54+	58+	0	0	0	0	0	0	0	0
GLENVILLE ST SECURITY	86	0	6	6	3	0	0	0	0	0	0	0
	85	0	7	7	1	0	0	0	0	0	0	0
	CHANGE	0	1-	1-	2+	0	0	0	0	0	0	0
*****												
GRANT CTY	TOTAL	86	10	162	172	9	0	2	10	0	7	35
	85	5	133	138	11	0	3	6	0	0	4	20
	CHANGE	5+	9+	14+	2-	0	1-	4+	0	0	3+	15+
*****												
RURAL	86	4	104	108	7	0	2	10	0	0	2	34
	85	4	95	99	8	0	3	6	0	0	3	20
	CHANGE	0	9+	9+	1-	0	1-	4+	0	0	1-	14+
SHERIFF	86	4	74	78	4	0	1	1	0	0	2	34
	85	4	63	67	2	0	0	1	0	0	2	19
	CHANGE	0	11+	11+	4-	0	1+	0	0	0	1-	15+
STATE POLICE	86	0	30	30	3	0	1	9	0	0	0	0
	85	0	32	32	0	0	3	5	0	0	0	1
	CHANGE	0	2-	2-	3+	0	2-	4+	0	0	0	1-
MUNICIPAL	86	6	50	64	2	0	0	0	0	0	5	1
	85	1	50	59	3	0	0	0	0	0	1	0
	CHANGE	5+	0	5+	1-	0	0	0	0	0	4+	1+
PETERSBURG PD	86	6	50	64	2	0	0	0	0	0	5	1
	85	1	50	57	3	0	0	0	0	0	5	0
	CHANGE	5+	2+	7+	1-	0	0	0	0	0	5+	1+
BAYARD PD	86	0	0	0	0	0	0	0	0	0	0	0
	85	0	2	2	0	0	0	0	0	0	1	0
	CHANGE	0	2-	2-	0	0	0	0	0	0	1-	0
*****												
GREENBRIER CTY	TOTAL	86	50	560	610	45	3	7	0	2	19	51
	85	11	445	456	26	5	5	1	1	5	0	47
	CHANGE	39+	115+	154+	19+	1+	2+	1-	1+	14+	36+	4+

# PART II ARRESTS

	COML VICE	SEX OFFENSES	PART II NARCOTIC AND DRUG	PART II GAMBLING	ARRESTS BY FAMILY OFFENSES	BY CHARGE DRIVING UND INFL	AND AGENCY LIQUOR LAWS	TYPE DRUNK-ENNESS	DISORD CONDUCT	VAGRANCY	OTHER OFFENSES	SUSPICION	CURFEN LOITER	RUN-AWAYS
01022	0	0	11	0	2	183	7	187	59	0	42	0	9	0
	0	1	26	0	0	214	3	209	47	0	25	0	12	0
	0	1-	15-	0	2+	31-	4+	18-	3+	0	17+	0	3-	3-
01041	0	0	0	0	0	9	0	3	6	0	3	0	0	0
	0	0	0	0	0	6	0	13	3	0	4	0	0	0
	0	0	0	0	0	3+	0	10-	3+	0	1-	0	0	0
01002	0	0	0	0	0	27	0	14	0	0	0	0	0	0
	0	0	4	0	0	40	0	21	0	0	0	0	0	0
	0	0	4-	0	0	13-	0	7-	0	0	0	0	0	0
01003	0	0	0	0	0	26	3	62	28	0	17	0	0	0
	0	1	12	0	0	36	1	85	32	0	10	0	0	2
	0	1-	4-	0	0	10-	4+	23-	4-	0	7+	0	0	2-
01004	0	0	1	0	2	17	0	25	2	0	10	0	2	0
	0	0	0	0	0	25	0	28	7	0	6	0	2	0
	0	0	1+	0	2+	8-	0	3-	5-	0	4+	0	0	0
01005	0	0	0	0	0	61	2	57	10	0	7	0	7	0
	0	0	0	0	0	42	2	26	0	0	9	0	10	1
	0	0	0	0	0	19+	0	31+	10+	0	7+	0	3-	1-
01006	0	0	0	0	0	0	0	0	0	0	0	0	0	0
	0	0	0	0	0	0	0	0	0	0	0	0	0	0
	0	0	0	0	0	0	0	0	0	0	0	0	0	0
01007	0	0	1	0	0	25	0	12	2	0	1	0	0	0
	0	0	3	0	0	39	0	11	5	0	4	0	0	0
	0	0	2-	0	0	14-	0	1+	3-	0	3-	0	0	0
01008	0	0	0	0	0	0	0	1	0	0	0	0	0	0
	0	0	0	0	0	2	0	6	0	0	0	0	0	0
	0	0	0	0	0	2-	0	5-	0	0	0	0	0	0
01009	0	0	0	0	0	0	0	0	0	0	0	0	0	0
	0	0	0	0	0	0	0	2	0	0	0	0	0	0
	0	0	0	0	0	0	0	2-	0	0	0	0	0	0
01011	0	0	1	0	0	18	0	13	2	0	4	0	0	0
	0	0	7	0	0	24	0	13	0	0	1	0	0	0
	0	0	6-	0	0	6-	0	0	2+	0	3+	0	0	0
=====														
011AL	0	0	3	0	1	26	0	68	0	0	25	0	0	0
	0	0	3	0	1	17	0	26	0	0	19	0	0	0
	0	0	2+	0	1+	9+	0	42+	0	0	4+	0	0	4+
=====														
011RU	0	0	4	0	1	7	0	2	0	0	13	0	0	0
	0	0	2	0	0	4	0	0	0	0	14	0	0	0
	0	0	2+	0	1+	3+	0	2+	0	0	1-	0	0	0
=====														
	COML VICE	SEX OFFENSES	PART II NARCOTIC AND DRUG	PART II GAMBLING	ARRESTS BY FAMILY OFFENSES	BY CHARGE DRIVING UND INFL	AND AGENCY LIQUOR LAWS	TYPE DRUNK-ENNESS	DISORD CONDUCT	VAGRANCY	OTHER OFFENSES	SUSPICION	CURFEN LOITER	RUN-AWAYS
01150	0	0	0	0	0	4	0	1	0	0	9	0	0	0
	0	0	0	0	0	3	0	0	0	0	8	0	0	0
	0	0	0	0	0	1+	0	1+	0	0	1+	0	0	0
0115P	0	0	4	0	1	3	0	1	0	0	4	0	0	0
	0	0	2+	0	1+	1	0	0	0	0	6	0	0	0
	0	0	0	0	0	2+	0	1+	0	0	2-	0	0	0
0112Z	0	0	1	0	0	19	0	66	0	0	10	0	0	0
	0	0	1	0	0	13	0	26	0	0	5	0	0	0
	0	0	0	0	0	6+	0	40+	0	0	5+	0	0	4+
01101	0	0	1	0	0	19	0	66	0	0	7	0	0	0
	0	0	1	0	0	12	0	26	0	0	0	0	0	0
	0	0	0	0	0	7+	0	40+	0	0	7+	0	0	4+
01102	0	0	0	0	0	0	0	0	0	0	3	0	0	0
	0	0	0	0	0	1	0	0	0	0	0	0	0	0
	0	0	0	0	0	1-	0	0	0	0	2-	0	0	0
=====														
012AL	0	2	1	0	0	78	0	20	2	0	5	0	0	1
	0	4	6	0	0	73	2	15	8	3	2	0	0	1
	0	2-	3-	0	0	5+	2-	5+	6-	3-	3+	0	0	0
=====														
012RU	0	2	1	0	0	33	0	11	0	0	9	0	0	1
	0	4	3-	0	0	31	2-	10	0	3	2	0	0	1
	0	2-	0	0	0	2+	0	1+	0	3-	3+	0	0	0
01250	0	2	1	0	0	19	0	10	0	0	3	0	0	1
	0	0	2	0	0	21	0	5	0	0	2	0	0	1
	0	0	1-	0	0	2-	0	5+	0	3-	1+	0	0	0
0125P	0	0	0	0	0	14	0	1	0	0	2	0	0	0
	0	2	4	0	0	10	2	5	0	0	0	0	0	0
	0	2-	4-	0	0	4+	2-	4-	0	0	2+	0	0	0
0122Z	0	0	0	0	0	45	0	9	2	0	0	0	0	0
	0	0	0	0	0	42	0	5	8	0	0	0	0	0
	0	0	0	0	0	3+	0	4+	6-	0	0	0	0	0
01201	0	0	0	0	0	45	0	9	2	0	0	0	0	0
	0	0	0	0	0	42	0	3	7	0	0	0	0	0
	0	0	0	0	0	3+	0	4+	3-	0	0	0	0	0
01203	0	0	0	0	0	0	0	0	1	0	0	0	0	0
	0	0	0	0	0	0	0	0	1-	0	0	0	0	0
	0	0	0	0	0	0	0	0	0	0	0	0	0	0
=====														
013AL	0	6	43	0	7	150	6	66	21	1	141	0	3	3
	0	8	23	0	2	124	3	60	29	0	119	0	0	1
	0	2-	20+	0	5+	26+	3+	6+	8-	1+	22+	0	3+	2+

# PART II ARRESTS

		PART II ARRESTS BY CHARGE AND AGENCY TYPE			ARSON	FORGERY	FRAUD	EMBEZZLE	STOLEN PROPERTY	VANDAL	ILLEGAL WEAPONS	
		JUVENILE	ADULTS	GRAND TOTAL	OTHER ASSAULTS							
RURAL	86	5	357	362	37	0	5	0	2	10	14	42
	85	6	263	269	24	2	2	1	1	5	0	45
	CHANGE	1-	94+	93+	13+	2-	3+	1-	1+	13+	14+	3-
SHERIFF	86	5	251	256	27	0	2	0	2	3	13	37
	85	4	181	185	21	2	1	1	2	2	0	44
	CHANGE	1+	70+	71+	6+	2-	1+	1-	1+	1+	13+	7-
STATE POLICE	86	0	106	106	10	0	3	0	0	15	1	5
	85	2	82	84	3	0	1	0	0	3	0	1
	CHANGE	2-	24+	22+	7+	0	2+	0	0	12+	1+	4+
MUNICIPAL	86	45	203	248	8	3	2	0	0	1	22	9
	85	5	182	187	2	0	3	0	0	0	0	2
	CHANGE	40+	21+	61+	6+	3+	1-	0	0	1+	22+	7+
LEWISBURG PD	86	7	82	89	2	0	2	0	0	1	0	3
	85	1	106	107	2	0	3	0	0	0	0	1
	CHANGE	6+	24-	18-	0	0	1-	0	0	1+	0+	2+
RAINELLE PD	86	0	0	0	0	0	0	0	0	0	0	0
	85	0	0	0	0	0	0	0	0	0	0	0
	CHANGE	0	0	0	0	0	0	0	0	0	0	0
RONCEVERTE PD	86	30	72	110	6	3	0	0	0	0	14	2
	85	4	29	33	0	0	0	0	0	0	0	1
	CHANGE	34+	43+	77+	6+	3+	0	0	0	0	14+	1+
WHITE SULPHUR SPRINGS PD	86	0	49	49	0	0	0	0	0	0	0	4
	85	0	47	47	0	0	0	0	0	0	0	0
	CHANGE	0	2+	2+	0	0	0	0	0	0	0	4+
QUINWOOD PD	86	0	0	0	0	0	0	0	0	0	0	0
	85	0	0	0	0	0	0	0	0	0	0	0
	CHANGE	0	0	0	0	0	0	0	0	0	0	0
RUPERT PD	86	0	0	0	0	0	0	0	0	0	0	0
	85	0	0	0	0	0	0	0	0	0	0	0
	CHANGE	0	0	0	0	0	0	0	0	0	0	0

*****												
HAMPSHIRE CTY TOTAL	86	12	343	355	43	14	6	45	2	2	10	26
	85	6	262	268	21	0	37	20	0	0	5	14
	CHANGE	6+	81+	87+	22+	14+	31-	25+	2+	2+	5+	12+
*****												

RURAL	86	7	212	219	43	14	6	45	2	2	10	26
	85	5	191	196	21	0	37	20	0	0	5	14
	CHANGE	2+	21+	23+	22+	14+	31-	25+	2+	2+	5+	12+

		PART II ARRESTS BY CHARGE AND AGENCY TYPE			ARSON	FORGERY	FRAUD	EMBEZZLE	STOLEN PROPERTY	VANDAL	ILLEGAL WEAPONS	
		JUVENILE	ADULTS	GRAND TOTAL	OTHER ASSAULTS							
SHERIFF	86	3	86	89	17	3	0	36	0	1	0	19
	85	0	76	76	0	0	31	20	0	0	0	7
	CHANGE	3+	10+	13+	17+	3+	31-	16+	0	1+	0	12+
STATE POLICE	86	4	126	130	26	11	6	9	2	1	10	7
	85	5	115	120	21	0	6	0	0	0	5	7
	CHANGE	1-	11+	10+	5+	11+	0	9+	2+	1+	5+	0
MUNICIPAL	86	5	131	136	0	0	0	0	0	0	0	0
	85	1	71	72	0	0	0	0	0	0	0	0
	CHANGE	4+	60+	64+	0	0	0	0	0	0	0	0
ROMNEY PD	86	5	131	136	0	0	0	0	0	0	0	0
	85	1	71	72	0	0	0	0	0	0	0	0
	CHANGE	4+	60+	64+	0	0	0	0	0	0	0	0

*****												
HANCOCK CTY TOTAL	86	75	914	989	137	5	4	9	0	6	19	14
	85	30	958	988	119	1	0	13	0	5	15	18
	CHANGE	45+	44-	1+	18+	4+	4+	4-	0	1+	4+	4-
*****												

RURAL	86	0	378	378	88	0	2	4	0	1	5	7
	85	1	274	275	69	0	0	6	0	1	6	10
	CHANGE	1-	104+	103+	19+	0	2+	2-	0	0	1-	3-
SHERIFF	86	0	355	355	87	0	1	4	0	1	5	7
	85	1	273	274	69	0	0	6	0	1	6	10
	CHANGE	1-	82+	81+	18+	0	1+	2-	0	0	1-	3-
STATE POLICE	86	0	23	23	1	0	1	0	0	0	0	0
	85	0	1	1	0	0	0	0	0	0	0	0
	CHANGE	0	22+	22+	1+	0	1+	0	0	0	0	0
MUNICIPAL	86	75	536	611	49	5	2	5	0	5	14	7
	85	29	684	713	50	1	0	9	0	4	9	8
	CHANGE	46+	148-	182-	1-	4+	2+	2-	0	1+	5+	1-
CHESTER PD	86	0	11	11	2	0	0	0	0	0	0	0
	85	0	3	3	1	0	0	0	0	0	0	1
	CHANGE	0	8+	8+	1+	0	0	0	0	0	0	1-
WEIRTON PD	86	75	481	556	40	5	2	5	0	5	14	7
	85	29	643	672	47	1	0	7	0	4	9	6
	CHANGE	46+	162-	116-	7-	4+	2+	2-	0	1+	5+	1+
NEW CUMBERLAND PD	86	0	44	44	7	0	0	0	0	0	0	0
	85	0	38	38	2	0	0	0	0	0	0	1
	CHANGE	0	6+	6+	5+	0	0	0	0	0	0	1-

*****												
HARDY CTY TOTAL	86	8	176	184	34	2	1	55	0	0	1	41
	85	9	198	207	22	1	1	73	0	0	3	19
	CHANGE	1-	22-	23-	12+	1+	0	18-	3-	0	2-	22+
*****												

# PART II ARRESTS

	COMPL VICE	SEX OFFENSES	MARCOTIC AND DRUG	PART II GAMBLING	ARRESTS BY FAMILY OFFENSES	CHARGE DRIVING UND INFL	AND LIQUOR LAWS	AGENCY TYPE DRUNK-ENNESS	DISORD CONDUCT	VAGRANCY	OTHER OFFENSES	SUSPICION	CURFEM LOITER	RUN-AWAYS
013PU	0	5	26	0	7	56	6	13	1	1	129	0	0	0
	0	8	11	0	1	43	1	24	1	0	99	0	0	1
	0	3-	15+	0	6+	13+	5+	11-	0	1+	30+	0	0	1-
01350	0	0	21	0	4	28	1	10	0	1	107	0	0	0
	0	7	5	0	1	20	0	1	0	0	79	0	0	0
	0	7-	16+	0	3+	8+	1+	9+	0	1+	28+	0	0	0
0135P	0	5	5	0	3	28	5	3	1	0	22	0	0	0
	0	1	6	0	4	23	1	23	1	0	20	0	0	1
	0	4+	1-	0	3+	5+	4+	20-	0	0	2+	0	0	1-
0132Z	0	1	17	0	0	94	0	53	20	0	12	0	3	3
	0	0	12	0	1	81	2	36	28	0	20	0	0	0
	0	1+	5+	0	1-	13+	2-	17+	8-	0	8-	0	3+	3+
01301	0	1	13	0	0	58	0	0	1	0	0	0	0	0
	0	0	12	0	1	71	0	6	8	0	3	0	0	0
	0	1+	1+	0	1-	13-	0	6-	7-	0	3-	0	0	0
01302	0	0	0	0	0	0	0	0	0	0	0	0	0	0
	0	0	0	0	0	0	0	0	0	0	0	0	0	0
	0	0	0	0	0	0	0	0	0	0	0	0	0	0
01303	0	0	4	0	0	33	0	30	2	0	2	0	3	3
	0	0	0	0	0	7	2	20	3	0	0	0	0	0
	0	0	4+	0	0	26+	2-	18+	1-	0	2+	0	3+	3+
01304	0	0	0	0	0	3	0	15	17	0	10	0	0	0
	0	0	0	0	0	3	0	10	17	0	17	0	0	0
	0	0	0	0	0	0	0	5+	0	0	7-	0	0	0
01305	0	0	0	0	0	0	0	0	0	0	0	0	0	0
	0	0	0	0	0	0	0	0	0	0	0	0	0	0
	0	0	0	0	0	0	0	0	0	0	0	0	0	0
01307	0	0	0	0	0	0	0	0	0	0	0	0	0	0
	0	0	0	0	0	0	0	0	0	0	0	0	0	0
	0	0	0	0	0	0	0	0	0	0	0	0	0	0
014AL	0	2	5	0	2	82	7	47	39	0	23	0	0	0
	0	2	5	0	1	94	1	39	1	2	26	0	0	0
	0	0	0	0	1+	12-	6+	8+	30+	2-	3-	0	0	0
014RU	0	2	5	0	2	29	2	8	0	0	23	0	0	0
	0	2	5	0	1	50	1	12	0	2	26	0	0	0
	0	0	0	0	1+	21-	1+	4-	0	2-	3-	0	0	0
01450	0	0	0	0	2	7	2	2	0	0	0	0	0	0
	0	0	1	0	0	16	1	0	0	0	0	0	0	0
	0	0	1-	0	2+	9-	1+	2+	0	0	0	0	0	0
0145P	0	2	5	0	0	22	0	6	0	0	23	0	0	0
	0	2	4	0	1	34	0	12	0	2	26	0	0	0
	0	0	1+	0	1-	12-	0	6-	0	2-	3-	0	0	0
0142Z	0	0	0	0	0	53	5	39	39	0	0	0	0	0
	0	0	0	0	0	46	0	27	1	0	0	0	0	0
	0	0	0	0	0	9+	5+	12+	30+	0	0	0	0	0
01401	0	0	0	0	0	53	5	39	39	0	0	0	0	0
	0	0	0	0	0	44	0	27	1	0	0	0	0	0
	0	0	0	0	0	9+	5+	12+	30+	0	0	0	0	0
015AL	0	2	22	4	2	196	11	169	95	0	203	0	7	4
	0	5	12	0	3	303	11	212	75	0	193	0	5	1
	0	3-	10+	4+	2+	107-	0	43-	20+	0	90+	0	2+	3+
015RU	0	2	10	4	1	57	0	25	0	0	172	0	0	0
	0	3	3	0	0	40	0	26	0	0	111	0	0	0
	0	1-	7+	4+	1+	17+	0	1-	0	0	61+	0	0	0
01550	0	2	5	4	1	48	0	23	0	0	167	0	0	0
	0	3	3	0	0	40	0	26	0	0	110	0	0	0
	0	1-	2+	4+	1+	8+	0	3-	0	0	57+	0	0	0
0155P	0	0	5	0	0	9	0	2	0	0	5	0	0	0
	0	0	0	0	0	0	0	0	0	0	1	0	0	0
	0	0	5+	0	0	9+	0	2+	0	0	4+	0	0	0
0152Z	0	0	12	0	1	159	11	144	95	0	111	0	7	4
	0	2	9	0	0	263	11	186	75	0	82	0	5	1
	0	2-	3+	0	1+	124-	0	42-	20+	0	20+	0	2+	3+
01501	0	0	0	0	0	0	0	4	2	0	3	0	0	0
	0	0	0	0	0	0	0	0	0	0	1	0	0	0
	0	0	0	0	0	0	0	4+	2+	0	2+	0	0	0
01502	0	0	10	0	0	127	11	136	87	0	96	0	7	4
	0	0	9	0	0	249	11	178	70	0	73	0	0	0
	0	2-	1+	0	0	122-	0	42-	17+	0	23+	0	2+	3+
01503	0	0	2	0	1	12	0	4	6	0	12	0	0	0
	0	0	0	0	0	14	0	0	5	0	8	0	0	0
	0	0	2+	0	1+	2-	0	4-	1+	0	4+	0	0	0
016AL	0	2	1	0	0	20	0	5	0	0	13	0	0	1
	0	2	3	0	1	27	2	9	16	0	25	0	0	0
	0	0	2-	0	1-	1+	2-	4-	16-	0	12-	0	0	1+

# PART II ARRESTS

		PART II ARRESTS BY CHARGE AND AGENCY TYPE				ARSON	FORGERY	FRAUD	EMBEZZLE	STOLEN PROPERTY	VANDAL	ILLEGAL WEAPONS
		JUVENILE	ADULTS	GRAND TOTAL	OTHER ASSAULTS							
RURAL	86	7	157	164	33	2	1	55	0	0	1	40
	85	6	162	168	22	1	1	73	3	0	3	17
	CHANGE	1+	5-	4-	11+	1+	0	18-	3-	0	2-	23+
SHERIFF	86	7	124	131	20	2	1	51	0	0	1	37
	85	0	123	123	19	0	0	70	3	0	0	17
	CHANGE	7+	1+	8+	9+	2+	1+	19-	3-	0	1+	20+
STATE POLICE	86	0	33	33	5	0	0	4	0	0	0	3
	85	6	39	45	3	1	1	3	0	0	3	0
	CHANGE	6-	6-	12-	2+	1-	1-	1+	0	0	3-	3+
MUNICIPAL	86	1	19	20	1	0	0	0	0	0	0	1
	85	3	34	37	0	0	0	0	0	0	0	2
	CHANGE	2-	17-	19-	1+	0	0	0	0	0	0	1-
MOOREFIELD PD	86	1	19	20	1	0	0	0	0	0	0	1
	85	0	20	20	0	0	0	0	0	0	0	0
	CHANGE	1+	1-	0	1+	0	0	0	0	0	0	1+
WARDENSVILLE PD	86	0	0	0	0	0	0	0	0	0	0	0
	85	3	16	19	0	0	0	0	0	0	0	2
	CHANGE	3-	16-	19-	0	0	0	0	0	0	0	2-
HARRISON CTY TOTAL	86	104	2189	2373	353	4	19	453	1	4	70	49
	85	142	2480	2542	338	2	19	446	1	18	43	56
	CHANGE	42+	211-	169-	17+	2+	0	7+	0	12-	27+	7-

RURAL	86	13	1296	1309	309	2	5	443	1	4	43	26
	85	13	1369	1382	286	0	0	436	0	1	18	22
	CHANGE	0	73-	73-	23+	2+	3-	7+	1+	3+	25+	4+
SHERIFF	86	0	1104	1192	299	1	1	441	0	3	41	21
	85	6	1121	1127	241	0	4	427	0	0	1	19
	CHANGE	2+	63+	65+	58+	1+	3-	14+	0	3+	40+	2+
STATE POLICE	86	5	112	117	10	1	4	2	1	1	2	5
	85	7	248	255	45	0	4	9	0	1	17	3
	CHANGE	2-	136-	138-	35-	1+	0	7-	1+	0	15-	2+
MUNICIPAL	86	171	893	1064	46	2	14	10	0	2	27	23
	85	129	1031	1160	52	2	11	10	1	17	29	34
	CHANGE	42+	138-	96-	6-	0	3+	0	1-	15-	2+	11-
BRIDGEPORT PD	86	5	129	134	2	0	7	0	0	0	1	4
	85	12	176	188	1	0	9	0	0	1	3	0
	CHANGE	7-	47-	54-	5-	0	7+	1-	0	1-	2-	4-

		PART II ARRESTS BY CHARGE AND AGENCY TYPE				ARSON	FORGERY	FRAUD	EMBEZZLE	STOLEN PROPERTY	VANDAL	ILLEGAL WEAPONS
		JUVENILE	ADULTS	GRAND TOTAL	OTHER ASSAULTS							
CLARKSBURG PD	86	67	520	587	36	0	7	2	0	1	13	14
	85	81	620	701	30	2	11	0	1	3	21	23
	CHANGE	14-	100-	114-	6+	2-	4-	2+	1-	2-	8-	9-
SALEM PD	86	6	97	103	7	2	0	0	0	0	1	0
	85	10	126	136	12	0	0	0	0	0	0	1
	CHANGE	4-	29-	33-	5-	2+	0	0	0	0	1+	1-
SHINNSTON PD	86	10	37	55	0	0	0	0	0	0	4	2
	85	0	0	0	0	0	0	0	0	0	0	0
	CHANGE	10+	37+	55+	0	0	0	0	0	0	4+	2+
STONEWOOD PD	86	36	19	55	1	0	0	0	0	0	0	1
	85	10	21	31	0	0	0	0	0	0	0	0
	CHANGE	26+	2-	24+	1+	0	0	0	0	0	0	1+
ANMOORE PD	86	15	42	57	0	0	0	0	0	0	5	2
	85	2	42	44	0	0	0	1	0	0	0	1
	CHANGE	13+	0	13+	0	0	0	1-	0	0	5+	1+
NUTTER FORT PD	86	0	25	25	0	0	0	0	0	0	0	0
	85	6	13	19	1	0	0	0	0	13	0	0
	CHANGE	6-	12+	6+	1-	0	0	0	0	13-	0	0
LUMBERPORT PD	86	24	22	46	0	0	0	0	0	1	3	0
	85	0	32	40	0	0	0	0	0	0	0	1
	CHANGE	16+	10-	6+	2-	0	0	0	0	1+	3+	1-
LOST CREEK PD	86	0	0	0	0	0	0	0	0	0	0	0
	85	0	0	0	0	0	0	0	0	0	0	0
	CHANGE	0	0	0	0	0	0	0	0	0	0	0
WEST MILFORD PD	86	0	2	2	0	0	0	0	0	0	0	0
	85	0	1	1	0	0	0	0	0	0	1	0
	CHANGE	0	1+	1+	0	0	0	0	0	0	1-	0

JACKSON CTY TOTAL	86	13	201	214	30	1	1	3	0	0	4	31
	85	20	250	270	34	1	4	10	0	11	13	35
	CHANGE	7-	49-	56-	4-	0	3-	7-	0	11-	9-	4-

RURAL	86	2	117	119	12	0	0	3	0	0	0	31
	85	7	138	145	8	1	2	4	0	0	3	35
	CHANGE	5-	21-	26-	4+	1-	2-	3-	0	0	3-	4-
SHERIFF	86	2	87	89	11	0	0	3	0	0	0	31
	85	5	87	92	7	1	2	6	0	7	3	35
	CHANGE	3-	0	3-	4+	1-	2-	3-	0	7-	3-	4-
STATE POLICE	86	0	30	30	1	0	0	0	0	0	0	0
	85	2	51	53	1	0	0	0	0	1	0	0
	CHANGE	2-	21-	23-	0	0	0	0	0	1-	0	0



# PART II ARRESTS

	COML VICE	SEX OFFENSES	PART II NARCOTIC AND DRUG	GAMBLING	ARRESTS BY CHARGE FAMILY OFFENSES	DRIVING UND INFL	LIQUOR LAWS	AGENCY TYPE DRUNK-ENNESS	DISORD CONDUCT	VAGRANCY	OTHER OFFENSES	SUSPICION	CURFEW LOITER	RUN-AWAYS
016RU	0	2	1	0	0	13	0	3	0	0	13	0	0	0
	0	2	3	0	0	17	0	4	0	0	20	0	0	0
	0	0	2-	0	0	4-	2-	1-	0	0	7-	0	0	0
01650	0	0	0	0	0	0	0	0	0	0	11	0	0	0
	0	0	0	0	0	0	1	0	0	0	13	0	0	0
	0	0	0	0	0	0	1-	0	0	0	2-	0	0	0
0165P	0	2	1	0	0	13	0	3	0	0	2	0	0	0
	0	0	0	0	0	17	0	4	0	0	7	0	0	0
	0	0	2-	0	0	4-	1-	1-	0	0	5-	0	0	0
0162Z	0	0	0	0	0	15	0	2	0	0	0	0	0	1
	0	0	0	0	0	10	0	5	0	0	0	0	0	0
	0	0	0	0	1-	9+	0	3-	16-	0	5-	0	0	1+
01601	0	0	0	0	0	15	0	2	0	0	0	0	0	1
	0	0	0	0	0	9	0	3	0	0	0	0	0	1
	0	0	0	0	1-	4+	0	1-	3-	0	2-	0	0	1+
01602	0	0	0	0	0	0	0	0	0	0	0	0	0	0
	0	0	0	0	0	1	0	2	11	0	3	0	0	0
	0	0	0	0	0	1-	0	2-	11-	0	3-	0	0	0
017AL	0	17	30	0	14	315	82	394	92	0	377	0	71	16
	0	17	39	0	20	312	99	497	69	0	510	0	40	10
	0	0	9-	2+	8-	3+	17-	103-	23+	0	133-	0	31+	6+
017RU	0	9	14	0	8	155	0	39	0	0	249	0	0	2
	0	11	24	0	13	172	3	19	0	0	333	0	0	6
	0	2-	10-	0	5-	17-	3-	10-	0	0	84-	0	0	4-
01750	0	7	11	0	8	110	0	26	0	0	223	0	0	0
	0	5	21	0	12	126	3	23	0	0	245	0	0	0
	0	2+	10-	0	4-	16-	3-	3+	0	0	22-	0	0	0
0175P	0	2	3	0	0	45	0	13	0	0	26	0	0	2
	0	6-	3	0	1-	46	0	26	0	0	88	0	0	6-
	0	0	0	0	1-	1-	0	13-	0	0	62-	0	0	4-
0172Z	0	8	16	8	6	160	82	355	92	0	120	0	71	14
	0	6	15	4	7	160	96	448	69	0	177	0	40	4
	0	2+	1+	2+	1-	20+	14-	93-	23+	0	49-	0	31+	10+
01701	0	1	0	2	0	45	17	21	9	0	15	0	2	0
	0	1+	1-	2+	0	60	31	39	0	0	11	0	0	0
	0	0	0	0	0	15-	34-	8-	1+	0	4+	0	2+	0
01702	0	7	12	6	1	57	61	220	45	0	66	0	35	4
	0	5	5	6	5	56	45	311	41	0	124	0	31	1
	0	2+	7+	0	4-	21+	16+	91-	4+	0	50-	0	4+	3+
01703	0	0	3	0	5	13	1	44	5	0	17	0	5	0
	0	1	4	0	1	13	0	56	14	0	26	0	4	0
	0	1-	1-	0	4+	0	1+	12-	11-	0	9-	0	1+	2-
01704	0	0	1	0	0	8	0	27	1	0	1	0	11	0
	0	0	0	0	0	8+	0	0	0	0	0	0	0	0
	0	0	1+	0	0	0	0	27+	1+	0	1+	0	11+	0
01705	0	0	0	0	0	2	0	14	28	0	4	0	4	1
	0	0	0	0	0	0	0	19	2	0	5	0	4	1
	0	0	0	0	0	2+	0	5-	26+	0	1-	0	0	0
01706	0	0	0	0	0	24	0	12	0	0	7	0	4	3
	0	0	1	0	0	23	0	17	0	0	0	0	4	0
	0	0	1-	0	0	1+	0	5-	0	0	7+	0	1	3+
01707	0	0	0	0	0	7	0	2	0	0	16	0	0	0
	0	0	1-	0	0	1	0	3	0	0	0	0	0	0
	0	0	0	0	0	6+	0	1-	0	0	16+	0	0	0
01708	0	0	0	0	0	2	3	15	4	0	2	0	10	6
	0	0	3	0	1	7	0	13	2	0	11	0	0	0
	0	0	3-	0	1-	5-	3+	2+	2+	0	9-	0	10+	6+
01709	0	0	0	0	0	0	0	0	0	0	0	0	0	0
	0	0	0	0	0	0	0	0	0	0	0	0	0	0
	0	0	0	0	0	0	0	0	0	0	0	0	0	0
01710	0	0	0	0	0	2	0	0	0	0	0	0	0	0
	0	0	0	0	0	0	0	0	0	0	0	0	0	0
	0	0	0	0	0	2+	0	0	0	0	0	0	0	0
018AL	0	3	8	0	8	49	3	37	2	0	29	0	0	5
	0	3	3	0	0	53	3	60	2	0	33	0	0	3
	0	0	5+	0	8+	4-	2-	23-	0	0	4-	0	0	2+
018PU	0	2	2	0	2	26	1	21	0	0	19	0	0	0
	0	2	1+	0	2+	31	1+	33	0	0	13	0	0	2-
	0	0	0	0	0	5-	0	12-	0	0	6+	0	0	0
01850	0	0	2	0	1	20	1	1	0	0	19	0	0	0
	0	0	1+	0	3+	15	0	2	0	0	13	0	0	0
	0	0	0	0	0	9+	1+	1-	0	0	4+	0	0	0
0185P	0	2	0	0	1	6	0	20	0	0	0	0	0	0
	0	2	0	0	0	16	0	31	0	0	0	0	0	0
	0	0	0	0	1+	10-	0	11-	0	0	0	0	0	2-

# PART II ARRESTS

		PART II ARRESTS BY CHARGE AND			AGENCY TYPE		ARSON	FORGERY	FRAUD	EMBEZZLE	STOLEN PROPERTY	VANDAL	ILLEGAL WEAPONS
		JUVENILE	ADULTS	GRAND TOTAL	OTHER ASSAULTS								
MUNICIPAL	86	11	84	95	18	1	1	0	0	0	4	0	
	85	13	112	125	26	0	2	0	0	3	10	0	
	CHANGE	2-	28-	30-	8-	1+	1-	4-	0	3-	6-	0	
RAVENSWOOD PD	86	10	58	68	11	1	1	0	0	0	4	0	
	85	11	94	105	22	0	1	4	0	3	7	0	
	CHANGE	1-	36-	37-	11-	1+	0	4-	0	3-	3-	0	
RIPLEY PD	86	1	24	27	7	0	0	0	0	0	0	0	
	85	2	18	20	4	0	1	0	0	0	3	0	
	CHANGE	1-	8+	7+	3+	0	1-	0	0	0	3-	0	
*****													
JEFFERSON CTY TOTAL	86	56	378	434	117	0	4	15	0	14	30	18	
	85	49	635	684	91	3	8	15	0	5	62	20	
	CHANGE	7+	65-	50-	26+	3-	4-	0	0	9+	12-	2-	
*****													
RURAL	86	27	269	296	61	0	4	13	0	12	27	11	
	85	22	322	344	55	3	5	13	0	5	35	11	
	CHANGE	5+	53-	48-	6+	3-	1-	0	0	7+	8-	0	
SHERIFF	86	1	51	52	16	0	1	0	0	3	0	6	
	85	0	48	48	12	0	0	0	0	1	0	2	
	CHANGE	1+	3+	4+	4+	0	1+	0	0	2+	0	4+	
STATE POLICE	86	26	218	244	45	0	3	13	0	9	27	9	
	85	22	274	296	43	3	2	13	0	4	35	9	
	CHANGE	4+	56-	52-	2+	3-	2-	0	0	5+	8-	4-	
MUNICIPAL	86	29	301	330	96	0	0	2	0	2	23	7	
	85	27	313	340	36	0	3	2	0	0	27	9	
	CHANGE	2+	12-	10-	20+	0	3-	0	0	2+	4-	2-	
CHARLES TOWN PD	86	20	202	222	47	0	0	2	0	2	19	6	
	85	14	199	213	29	0	1	2	0	0	23	5	
	CHANGE	6+	3+	9+	18+	0	1-	0	0	2+	4-	1+	
SHEPHERDSTOWN PD	86	0	0	0	0	0	0	0	0	0	0	0	
	85	1	1	2	0	0	0	0	0	0	0	0	
	CHANGE	1-	1-	2-	0	0	0	0	0	0	0	0	
RANSON PD	86	0	54	54	0	0	0	0	0	0	0	0	
	85	2	59	57	0	0	0	0	0	0	0	0	
	CHANGE	2-	1-	3-	0	0	0	0	0	0	0	0	
HARPERS FERRY PD	86	9	45	54	9	0	0	0	0	0	4	1	
	85	10	58	68	7	0	2	0	0	0	4	4	
	CHANGE	1-	13-	14-	2+	0	2-	0	0	0	0	3-	
*****													
KANAWHA CTY TOTAL	86	537	10941	11478	892	23	106	2339	10	86	386	329	
	85	500	10337	10837	786	50	145	1702	11	92	373	289	
	CHANGE	37+	604+	641+	106+	27-	39-	637+	1-	4-	15+	40+	

		PART II ARRESTS BY CHARGE AND			AGENCY TYPE		ARSON	FORGERY	FRAUD	EMBEZZLE	STOLEN PROPERTY	VANDAL	ILLEGAL WEAPONS
		JUVENILE	ADULTS	GRAND TOTAL	OTHER ASSAULTS								
RURAL	86	129	5199	5328	320	6	32	2261	3	37	104	109	
	85	130	4804	4934	300	35	46	1647	3	47	216	134	
	CHANGE	1-	395+	394+	20+	29-	14-	614+	0	10-	32-	25-	
SHERIFF	86	33	4231	4264	153	0	7	2235	2	7	113	75	
	85	48	3890	3938	148	2	12	1617	0	9	138	102	
	CHANGE	15-	341+	324+	5+	2-	5-	618+	2+	2-	25-	27-	
STATE POLICE	86	96	968	1064	167	6	25	26	1	30	71	34	
	85	82	914	996	152	33	34	30	3	38	78	32	
	CHANGE	14+	54+	68+	15+	27-	9-	4-	2-	8-	7-	2+	
MUNICIPAL	86	408	5742	6150	572	17	74	78	7	51	204	220	
	85	370	5533	5903	486	15	99	55	0	45	157	155	
	CHANGE	38+	209+	247+	86+	2+	25-	23+	1-	6+	47+	65+	
BELLE PD	86	2	3	5	0	0	0	0	0	3	0	0	
	85	0	1	1	0	0	0	0	0	0	0	0	
	CHANGE	2+	2+	4+	0	0	0	0	0	3+	0	0	
CHARLESTON PD	86	217	4680	4897	462	14	71	77	7	39	163	186	
	85	238	4298	4528	408	14	98	54	8	40	122	129	
	CHANGE	21-	390+	369+	54+	0	19-	23+	1-	1-	41+	57+	
DUNBAR PD	86	15	162	177	21	0	0	0	0	1	4	7	
	85	12	268	280	8	0	0	1	0	0	3	3	
	CHANGE	3+	106-	103-	13+	0	0	1-	0	1+	1+	4+	
NITRO PD	86	15	67	82	4	0	0	0	0	1	10	1	
	85	7	62	69	3	1	0	0	0	0	2	1	
	CHANGE	8+	5+	13+	1+	1-	1-	0	0	1+	8+	0	
ST ALBANS PD	86	35	201	234	24	0	2	0	0	3	7	9	
	85	12	208	212	10	0	0	0	0	0	14	11	
	CHANGE	21+	1+	22+	14+	0	2+	0	0	3+	7-	2-	
SOUTH CHARLESTON PD	86	117	477	594	49	2	1	0	0	1	19	14	
	85	88	491	579	36	0	8	0	0	2	13	9	
	CHANGE	29+	14-	15+	13+	2+	7-	1+	0	1-	6+	5+	
CHESAPEAKE PD	86	3	8	11	0	0	0	0	0	0	0	0	
	85	3	14	17	0	0	0	0	0	0	0	0	
	CHANGE	0	6-	6-	0	0	0	0	0	0	0	0	
MARRET PD	86	0	36	36	0	0	0	0	0	0	1	0	
	85	2	45	47	0	0	0	0	0	0	0	0	
	CHANGE	2-	9-	11-	0	0	0	0	0	0	1+	0	
EAST BANK PD	86	0	2	2	0	0	0	0	0	0	0	0	
	85	0	1	1	0	0	0	0	0	0	0	0	
	CHANGE	0	1+	1+	0	0	0	0	0	0	0	0	

# PART II ARRESTS

	COML VICE	SEX OFFENSES	PART II NARCOTIC AND DRUG	GAMBLING	ARRESTS BY CHARGE FAMILY OFFENSES	DRIVING UND INFL	AND AGENCY TYPE LIQUOR LAMS	DRUNK- ENNESS	DISORD CONDUCT	VAGRANCY	OTHER OFFENSES	SUSPICION	CURFEW LOITER	RUN- AWAYS
0182Z	0	1	6	0	6	23	2	16	2	0	10	0	0	5
	0	1	2	0	0	22	5	27	2	0	20	0	0	1
	0	0	4+	0	6+	1+	3-	11-	0	0	10-	0	0	4+
01801	0	1	6	0	5	14	2	9	2	0	7	0	0	0
	0	1	2	0	0	11	5	26	2	0	20	0	0	1
	0	0	4+	0	5+	3+	3-	17-	0	0	13-	0	0	4+
01802	0	0	0	0	1	9	0	7	0	0	5	0	0	0
	0	0	0	0	1+	11	0	1	0	0	5+	0	0	0
	0	0	0	0	0	2-	0	6+	0	0	0	0	0	0
019AL	1	6	18	0	0	156	4	109	36	0	73	0	0	0
	0	8	20	4	0	187	9	136	34	0	82	0	3	1
	1+	2-	2-	4-	0	31-	1-	31-	2+	0	9-	0	3-	8+
019RU	1	4	4	0	0	87	0	44	0	0	27	0	0	1
	0	7	12	0	0	113	0	70	0	0	15	0	0	0
	1+	3-	8-	0	0	26-	0	26-	0	0	12+	0	0	1+
01950	0	2	0	0	0	17	0	4	0	0	2	0	0	1
	0	0	3	0	0	29	0	1	0	0	0	0	0	0
	0	2+	3-	0	0	12-	0	3+	0	0	2+	0	0	1+
0195P	1	2	4	0	0	70	0	40	0	0	25	0	0	0
	0	7	9	0	0	84	0	69	0	0	15	0	0	0
	1+	5-	5-	0	0	14-	0	29-	0	0	10+	0	0	0
0192Z	0	2	14	0	0	69	4	61	36	0	46	0	0	0
	0	1	8	4	0	74	5	66	34	0	67	0	3	1
	0	1+	6+	4-	0	5-	1-	5-	2+	0	21-	0	3-	7+
0190L	0	1	14	0	0	30	3	23	31	0	40	0	0	4
	0	0	7	4	0	24	2	37	26	0	53	0	0	0
	0	1+	7+	4-	0	6+	1+	14-	3+	0	13-	0	0	4+
01902	0	0	0	0	0	0	0	0	0	0	0	0	0	0
	0	0	1	0	0	0	0	1	0	0	0	0	0	0
	0	0	1-	0	0	0	0	1-	0	0	0	0	0	0
01903	0	0	0	0	0	23	1	30	0	0	0	0	0	0
	0	0	0	0	0	35	3	18	0	0	1	0	0	0
	0	0	0	0	0	12-	2-	12+	0	0	1-	0	0	0
01904	0	1	0	0	0	16	0	0	5	0	6	0	0	4
	0	1	0	0	0	15	0	10	0	0	13	0	3	1
	0	0	0	0	0	1+	0	2-	3-	0	7-	0	3-	3+
020AL	97	65	276	51	38	874	310	2877	269	0	2354	0	74	36
	105	80	173	15	53	930	300	2646	207	3	2680	0	57	51
	8-	15-	105+	36+	15-	65-	70-	231+	62+	3-	346-	0	17+	15-
020RU	0	6	68	0	17	345	0	347	2	0	1375	0	0	16
	23	21	28	0	39	319	5	472	0	0	1576	0	0	23
	23-	15-	40+	0	22-	26+	5-	75+	2+	0	201-	0	0	7-
02050	0	1	20	0	14	206	0	356	0	0	1072	0	0	3
	23	14	2	0	20	190	0	326	0	0	1350	0	0	5
	23-	13-	18+	0	6-	16+	0	30+	0	0	258-	0	0	2-
0205P	0	5	48	0	3	139	0	191	2	0	303	0	0	13
	0	7	26	0	19	129	5	146	0	0	246	0	0	10
	0	2-	22+	0	16-	10+	5-	45+	2+	0	57+	0	0	5-
020ZZ	97	59	210	51	21	529	310	2330	267	0	959	0	74	20
	82	59	145	15	14	620	375	2174	207	3	1104	0	57	28
	15+	0	65+	36+	7+	91-	65-	156+	60+	3-	145-	0	17+	8-
02001	0	0	0	0	0	0	0	2	0	0	0	0	0	0
	0	0	0	0	0	0	0	1	0	0	0	0	0	0
	0	0	0	0	0	0	0	1+	0	0	0	0	0	0
02002	97	50	194	47	17	307	270	1872	177	0	840	0	0	7
	82	45	110	15	12	302	323	1655	114	0	988	0	0	17
	15+	5+	84+	32+	5+	5+	53-	217+	63+	0	148-	0	0	10-
02003	0	1	2	0	4	75	0	53	2	0	4	0	0	3
	0	2	13	0	0	146	0	96	4	2	2	0	0	0
	0	1-	11-	0	4+	71-	0	43-	2-	2-	2+	0	0	3+
02004	0	2	1	0	0	12	0	21	17	0	13	0	0	0
	0	0	7	0	0	7	2	23	0	0	9	0	3	0
	0	2+	6-	0	0	5+	2-	4-	9+	0	4+	0	3-	0
02005	0	2	1	0	0	65	22	52	15	0	28	0	5	1
	0	7	1	0	2	78	33	24	13	1	14	0	2	0
	0	5-	0	0	2-	13-	11-	28+	0	1-	12+	0	3+	1+
02006	0	3	9	4	0	55	14	257	37	0	54	0	69	5
	0	4	12	0	0	53	14	255	46	0	60	0	50	5
	0	1-	3-	4+	0	2+	0	2+	9-	0	14-	0	19+	4-
02007	0	1	1	0	0	0	0	2	5	0	0	0	0	2
	0	0	0	0	0	1	1	6	0	0	0	0	0	1
	0	1+	1+	0	0	1-	1-	4-	3-	0	0	0	0	1+
02008	0	0	1	0	0	0	0	26	5	0	3	0	0	0
	0	0	0	0	0	12	0	32	5	0	0	0	0	0
	0	0	1+	0	0	12-	0	6-	2+	0	3+	0	0	0
02011	0	0	0	0	0	0	0	2	0	0	0	0	0	0
	0	0	0	0	0	0	0	1	0	0	0	0	0	0
	0	0	0	0	0	0	0	1+	0	0	0	0	0	0

# PART II ARRESTS

		PART II ARRESTS BY CHARGE AND			AGENCY TYPE		ARSON	FORGERY	FRAUD	EMBEZZLE	STOLEN PROPERTY	VANDAL	ILLEGAL WEAPONS
		JUVENILE	ADULTS	GRAND TOTAL	OTHER ASSAULTS								
GLASGOW PD	86	0	0	0	0	0	0	0	0	0	0	0	
	85	0	2	2	0	0	0	0	0	0	0	0	
	CHANGE	0	2-	2-	0	0	0	0	0	0	0	0	
CLENDENIN PD	86	2	61	63	1	0	0	0	0	1	0	1	
	85	0	65	65	7	0	0	0	0	0	0	1	
	CHANGE	2+	4-	2-	6-	0	0	0	0	1+	0	0	
CEDAR GROVE PD	86	0	9	9	0	1	0	0	0	0	0	0	
	85	1	38	39	6	0	0	0	0	0	0	0	
	CHANGE	1-	29-	30-	6-	1+	0	0	0	0	2-	0	
PRATT PD	86	0	5	5	0	0	0	0	0	0	0	0	
	85	3	15	18	1	0	0	0	0	1	0	0	
	CHANGE	3-	10-	13-	1-	0	0	0	0	1-	0	0	
HANDLEY PD	86	0	6	6	0	0	0	0	0	0	0	0	
	85	0	3	3	0	0	0	0	0	2	0	0	
	CHANGE	0	3+	3+	0	0	0	0	0	2-	0	0	
W VA ST COLLEGE SECURITY	86	4	25	29	11	0	0	0	0	2	0	2	
	85	4	38	42	7	0	0	0	0	1	1	1	
	CHANGE	0	13-	13-	4+	0	0	0	0	2+	1-	1+	
*****													
LEWIS CTY	TOTAL	86	44	650	494	89	1	3	9	1	1	81	
	85	31	627	458	89	3	2	16	0	2	5	56	
	CHANGE	13+	23+	36+	0	2-	1+	7-	1+	1-	4-	25+	
*****													
RURAL	86	23	473	496	84	0	3	9	1	0	1	81	
	85	12	470	482	89	3	2	16	0	2	3	55	
	CHANGE	11+	3+	14+	5-	3-	1+	7-	1+	2-	2-	26+	
SHERIFF	86	23	422	445	80	0	1	0	1	0	1	80	
	85	8	488	488	87	3	1	16	0	0	2	53	
	CHANGE	15+	22+	37+	7-	3-	0	16-	1+	0	1-	27+	
STATE POLICE	86	0	51	51	4	0	2	9	0	0	0	1	
	85	4	78	74	2	0	1	0	0	2	1	2	
	CHANGE	4-	19-	23-	2+	0	1+	9+	0	2-	1-	1-	
MUNICIPAL	86	21	177	198	5	1	0	0	0	1	0	0	
	85	19	157	176	0	0	0	0	0	0	2	1	
	CHANGE	2+	20+	22+	5+	1+	0	0	0	1+	2-	1-	
WESTON PD	86	21	177	198	5	1	0	0	0	1	0	0	
	85	19	157	176	0	0	0	0	0	0	2	1	
	CHANGE	2+	20+	22+	5+	1+	0	0	0	1+	2-	1-	
*****													
LINCOLN CTY	TOTAL	86	28	373	353	53	0	3	6	1	14	39	
	85	12	489	421	74	7	2	6	0	21	7	46	
	CHANGE	8+	36-	28-	21-	7-	1+	2+	1+	7-	3+	7-	

		PART II ARRESTS BY CHARGE AND			AGENCY TYPE		ARSON	FORGERY	FRAUD	EMBEZZLE	STOLEN PROPERTY	VANDAL	ILLEGAL WEAPONS
		JUVENILE	ADULTS	GRAND TOTAL	OTHER ASSAULTS								
RURAL	86	19	373	392	53	0	3	8	1	14	7	39	
	85	12	406	418	73	7	2	6	0	21	4	46	
	CHANGE	7+	33-	26-	20-	7-	1+	2+	1+	7-	3+	7-	
SHERIFF	86	2	176	178	36	0	0	1	0	1	4	25	
	85	1	147	148	43	0	2	0	0	4	4	29	
	CHANGE	1+	29+	30+	7-	0	2-	1+	0	1+	0	4-	
STATE POLICE	86	17	197	214	17	0	3	7	1	13	3	14	
	85	11	259	270	30	7	0	6	0	21	0	17	
	CHANGE	6+	62-	56-	13-	7-	3+	1+	1+	8-	3+	3-	
MUNICIPAL	86	1	0	1	0	0	0	0	0	0	0	0	
	85	0	3	3	1	0	0	0	0	0	0	0	
	CHANGE	1+	3-	2-	1-	0	0	0	0	0	0	0	
HAMLIN PD	86	1	0	1	0	0	0	0	0	0	0	0	
	85	0	3	3	1	0	0	0	0	0	0	0	
	CHANGE	1+	3-	2-	1-	0	0	0	0	0	0	0	
*****													
LOGAN CTY	TOTAL	86	69	655	724	84	1	17	10	2	15	46	
	85	61	755	856	95	10	13	13	1	11	9	35	
	CHANGE	8+	140-	132-	11-	9-	4+	3-	1+	4+	2-	11+	
*****													
RURAL	86	21	456	477	66	1	12	10	2	14	3	36	
	85	34	549	583	81	8	11	13	1	11	8	27	
	CHANGE	13-	93-	106-	15-	7-	1+	3-	1+	3+	5-	9+	
SHERIFF	86	1	227	228	30	0	0	5	0	5	0	21	
	85	0	357	357	63	3	2	4	1	3	4	21	
	CHANGE	1+	130-	129-	33-	3-	2-	1+	1-	2+	4-	0	
STATE POLICE	86	20	229	249	36	1	12	5	2	9	3	15	
	85	34	192	226	18	5	9	9	0	4	4	6	
	CHANGE	14-	37+	23+	18+	4-	3+	4-	2+	1+	1-	9+	
MUNICIPAL	86	48	199	247	18	0	5	0	0	1	18	4	
	85	27	246	273	14	2	2	0	0	0	1	8	
	CHANGE	21+	47-	26-	4+	2-	3+	0	0	1+	3+	2+	
LOGAN PD	86	9	114	123	11	0	4	0	0	0	2	6	
	85	25	209	234	12	2	1	0	0	0	0	7	
	CHANGE	16-	95-	111-	1-	2-	3+	0	0	0	2+	1-	
MAN PD	86	32	28	60	3	0	0	0	0	0	2	0	
	85	0	4	4	0	0	0	0	0	0	1	0	
	CHANGE	32+	24+	56+	3+	0	0	0	0	0	1+	0	

# PART II ARRESTS

	COML VICE	SEX OFFENSES	NARCOTIC AND DRUG	PART II GAMBLING	ARRESTS BY CHARGE FAMILY OFFENSES	DRIVING UND INFL	AND AGENCY TYPE LIQUOR LAWS	DRUNK-ENNESS	DISORD CONDUCT	VAGRANCY	OTHER OFFENSES	SUSPICION	CURFEW LOITER	RUN-AMAYS
02013	0	0	0	0	0	0	0	0	0	0	0	0	0	0
	0	0	0	0	0	1-	0	1-	0	0	0	0	0	0
02014	0	0	0	0	0	0	4	38	9	0	9	0	0	0
	0	1-	1-	0	0	1-	4+	36	7	0	11	0	0	0
	0	0	0	0	0	0	0	2+	2+	0	2-	0	0	0
02016	0	0	0	0	0	5	0	1	2	0	0	0	0	0
	0	0	0	0	0	6	0	19	3	0	0	0	0	0
	0	0	0	0	0	1-	0	18-	1-	0	0	0	0	1-
02017	0	0	1	0	0	4	0	0	0	0	0	0	0	0
	0	0	0	0	0	12	0	0	0	0	0	0	2-	0
	0	0	1+	0	0	8-	0	2-	0	0	0	0	2-	0
02018	0	0	0	0	0	1	0	0	0	0	0	0	0	0
	0	0	0	0	0	5+	0	0	0	0	0	0	0	0
02020	0	0	0	0	0	0	0	4	0	0	0	0	0	2
	0	0	1	0	0	0	0	21	1-	0	10	0	0	0
	0	0	1-	0	0	0	0	17-	0	0	2-	0	0	2+
021AL	0	4	3	0	3	45	0	146	6	0	295	0	4	2
	0	0	14	0	4	39	3	140	10	0	272	0	2	1
	0	4+	11-	0	1-	6+	3-	6+	4-	0	23+	0	2+	1+
021RU	0	4	2	0	2	32	0	45	0	0	231	0	0	1
	0	0	14	0	4	35	1	99	0	0	198	0	0	1
	0	4+	12-	0	2-	3-	1-	14-	0	0	33+	0	0	0
02190	0	4	1	0	1	15	0	37	0	0	223	0	0	1
	0	0	14	0	4	20	1	49	0	0	157	0	0	1
	0	4+	13-	0	3-	5-	1-	12-	0	0	66+	0	0	0
0215P	0	0	1	0	1	17	0	8	0	0	8	0	0	0
	0	0	0	0	1+	15	0	10	0	0	41	0	0	0
	0	0	1+	0	1+	2+	0	2-	0	0	33-	0	0	0
0212Z	0	0	1	0	1	13	0	101	6	0	64	0	4	1
	0	0	0	0	0	4	2	81	10	0	74	0	2	0
	0	0	1+	0	1+	9+	2-	20+	4-	0	10-	0	2+	1+
02101	0	0	1	0	1	13	0	101	6	0	64	0	4	1
	0	0	0	0	0	4	2	81	10	0	74	0	2	0
	0	0	1+	0	1+	9+	2-	20+	4-	0	10-	0	2+	1+
022AL	0	3	42	1	0	42	0	60	11	5	102	0	1	1
	0	6	36	0	3	56	2	79	6	0	75	0	0	0
	0	3-	6+	1+	3-	14-	2-	17-	5+	5+	27+	0	1+	1+
022RU	0	3	42	1	0	42	0	60	11	5	102	0	0	1
	0	6	36	0	3	56	2	79	6	0	75	0	0	0
	0	3-	6+	1+	3-	14-	2-	17-	5+	5+	27+	0	0	1+
02250	0	2	16	0	0	11	0	11	7	0	64	0	0	0
	0	1	13	0	1	10	1	12	0	0	32	0	0	0
	0	1+	3+	0	1-	1+	1-	1-	7+	0	32+	0	0	0
0225P	0	1	26	1	0	31	0	49	4	5	38	0	0	1
	0	5	23	0	2	46	1	63	6	0	43	0	0	0
	0	4-	3+	1+	2-	15-	1-	14-	2-	5+	5-	0	0	1+
0222Z	0	0	0	0	0	0	0	0	0	0	0	0	1	0
	0	0	0	0	0	0	0	2	0	0	0	0	0	0
	0	0	0	0	0	0	0	2-	0	0	0	0	1+	0
02201	0	0	0	0	0	0	0	0	0	0	0	0	1	0
	0	0	0	0	0	0	0	2	0	0	0	0	0	0
	0	0	0	0	0	0	0	2-	0	0	0	0	1+	0
023AL	0	14	51	0	4	103	5	157	13	2	168	0	21	4
	0	8	43	0	2	174	6	146	22	0	201	0	5	2
	0	6+	32-	0	2+	71-	1-	9-	9-	2+	33-	0	16+	2+
023RU	0	13	21	0	2	48	3	101	0	0	143	0	0	2
	0	4	63	0	1	60	4	110	3	0	178	0	0	0
	0	9+	42-	0	1+	12-	1-	9-	3-	0	35-	0	0	2+
02350	0	2	6	0	2	13	0	61	0	0	83	0	0	0
	0	4	33	0	0	20	1	74	3	0	121	0	0	0
	0	2-	27-	0	2+	7-	1-	13-	3-	0	38-	0	0	0
0235P	0	11	15	0	0	35	3	40	0	0	60	0	0	2
	0	0	10	0	1	40	3	34	0	0	57	0	0	0
	0	11+	15-	0	1-	5-	0	4+	0	0	3+	0	0	2+
0232Z	0	1	30	0	2	55	2	56	13	2	25	0	21	2
	0	4	20	0	1	114	2	56	19	0	23	0	5	2
	0	3-	10+	0	1+	59-	0	0	6-	2+	2+	0	16+	0
02301	0	1	13	0	2	36	2	50	9	0	7	0	0	0
	0	4	18	0	1	100	2	40	16	0	6	0	5	0
	0	3-	5-	0	1+	73-	0	19-	7-	0	1+	0	5-	2-
02302	0	0	2	0	0	7	0	10	4	0	0	0	21	1
	0	0	1	0	0	2	0	0	0	0	0	0	0	0
	0	0	1+	0	0	3+	0	10+	4+	0	2+	0	21+	1+

# PART II ARRESTS

		PART II ARRESTS BY CHARGE AND AGENCY TYPE			ARSON	FORGERY	FRAUD	EMBEZZLE	STOLEN PROPERTY	VANDAL	ILLEGAL WEAPONS		
		JUVENILE	ADULTS	GRAND TOTAL	OTHER ASSAULTS								
CHAPMANVILLE PD	86	7	57	64	4	0	1	0	1	0	4		
	85	2	33	35	2	0	1	0	0	0	1		
	CHANGE	5+	24+	29+	2+	0	0	0	1+	0	3+		
*****													
MCDOWELL CTY	TOTAL	86	17	1034	1051	172	3	19	33	0	7	65	77
	85	11	366	377	14	0	0	0	4	5	20		
	CHANGE	6+	868+	674+	158+	3+	19+	33+	3+	60+	37+		
*****													
RURAL	86	4	782	786	178	2	19	33	0	7	59	72	
	85	8	78	78	3	0	0	0	2	0	13	13	
	CHANGE	4-	712+	708+	167+	2+	19+	33+	5+	59+	59+	59+	
SHERIFF	86	1	668	669	161	2	19	33	0	3	55	65	
	85	1	6	7	0	0	0	0	0	0	7	7	
	CHANGE	0	662+	662+	161+	2+	19+	33+	3+	55+	58+	58+	
STATE POLICE	86	3	114	117	9	0	0	0	4	4	7	7	
	85	7	64	71	3	0	0	0	2	0	6	6	
	CHANGE	4-	50+	46+	6+	0	0	0	2+	4+	1+	1+	
MUNICIPAL	86	13	252	265	2	1	0	0	0	6	5	5	
	85	3	296	299	11	0	0	0	2	5	7	7	
	CHANGE	10+	44-	34-	9-	1+	0	0	2-	1+	2-	2-	
KEYSTONE PD	86	0	0	0	0	0	0	0	0	0	0	0	
	85	0	0	0	0	0	0	0	0	0	0	0	
	CHANGE	0	0	0	0	0	0	0	0	0	0	0	
WAR PD	86	0	53	53	1	0	0	0	0	0	0	0	
	85	1	82	83	0	0	0	0	1	0	0	0	
	CHANGE	1-	29-	30-	1+	0	0	0	1-	0	0	0	
WELCH PD	86	0	98	98	0	0	0	0	0	6	4	4	
	85	0	62	62	3	0	0	0	0	2	0	0	
	CHANGE	0	36+	36+	3-	0	0	0	0	4+	4+	4+	
ANAMALT PD	86	1	1	2	1	0	0	0	0	0	0	0	
	85	0	4	4	0	0	0	0	0	0	0	0	
	CHANGE	1+	3-	2-	1+	0	0	0	0	0	0	0	
GARY PD	86	0	0	0	0	0	0	0	0	0	0	0	
	85	0	1	1	0	0	0	0	0	0	0	0	
	CHANGE	0	1-	1-	0	0	0	0	0	0	0	0	
NORTH FORK PD	86	11	14	25	0	0	0	0	0	0	0	0	
	85	0	6	6	0	0	0	0	0	0	0	0	
	CHANGE	11+	8+	19+	0	0	0	0	0	0	0	0	
DAVY PD	86	0	37	37	0	0	0	0	0	0	1	1	
	85	0	43	43	1	0	0	0	0	0	1	1	
	CHANGE	0	6-	6-	1-	0	0	0	0	0	0	0	
*****													
		PART II ARRESTS BY CHARGE AND AGENCY TYPE			ARSON	FORGERY	FRAUD	EMBEZZLE	STOLEN PROPERTY	VANDAL	ILLEGAL WEAPONS		
		JUVENILE	ADULTS	GRAND TOTAL	OTHER ASSAULTS								
KIMBALL PD	86	0	16	16	0	1	0	0	0	0	0		
	85	2	28	30	3	0	0	0	0	3	3		
	CHANGE	2-	12-	14-	3-	1+	0	0	0	3-	3-		
IEAGER PD	86	0	12	12	0	0	0	0	0	0	0		
	85	0	37	37	1	0	0	0	1	0	3		
	CHANGE	0	25-	25-	1-	0	0	0	1-	0	3-		
BRADSHAW PD	86	1	21	22	0	0	0	0	0	0	0		
	85	0	33	33	1	0	0	0	0	0	0		
	CHANGE	1+	12-	11-	1-	0	0	0	0	0	0		
*****													
MARION CTY	TOTAL	86	55	1549	1424	233	1	35	28	6	26	79	53
	85	54	1641	1495	216	4	49	91	3	23	35	47	
	CHANGE	1+	72-	71-	17+	3-	14-	63-	3+	3+	44+	6+	
*****													
RURAL	86	34	1044	1078	162	1	22	19	4	22	74	38	
	85	32	946	978	143	0	34	87	3	13	28	27	
	CHANGE	2+	98+	100+	17+	1+	12-	68-	1+	9+	46+	11+	
SHERIFF	86	1	799	800	158	1	13	3	0	14	41	24	
	85	1	654	655	129	0	2	52	2	5	23	24	
	CHANGE	0	145+	145+	21+	1+	11+	49-	2-	9+	18+	0	
STATE POLICE	86	33	245	278	12	0	9	16	4	8	33	14	
	85	31	292	323	16	0	32	35	1	0	5	3	
	CHANGE	2+	47-	45-	4-	0	23-	19-	3+	0	28+	11+	
MUNICIPAL	86	21	525	546	71	0	13	9	2	4	9	15	
	85	22	695	717	71	4	15	4	0	10	7	20	
	CHANGE	1-	170-	171-	0	4-	2-	5+	2+	6-	2-	5-	
FAIRMONT PD	86	18	445	463	71	0	11	9	2	4	0	15	
	85	22	424	446	65	4	15	4	0	8	4	19	
	CHANGE	4-	179-	183-	6+	4-	4-	5+	2+	4-	4-	4-	
HANNINGTON PD	86	3	68	63	0	0	2	0	0	0	0	0	
	85	0	46	46	3	0	0	0	0	2	0	1	
	CHANGE	3+	14+	17+	3-	0	2+	0	0	2-	0	1-	
RIVESVILLE PD	86	0	0	0	0	0	0	0	0	0	0	0	
	85	0	0	0	0	0	0	0	0	0	0	0	
	CHANGE	0	0	0	0	0	0	0	0	0	0	0	
HONGONGAN PD	86	0	14	14	0	0	0	0	0	0	0	0	
	85	0	14	14	0	0	0	0	0	0	3	0	
	CHANGE	0	0	0	0	0	0	0	0	0	1+	0	
FAIRVIEW PD	86	0	4	4	0	0	0	0	0	0	0	0	
	85	0	7	7	3	0	0	0	0	0	0	0	
	CHANGE	0	3-	3-	3-	0	0	0	0	0	0	0	

# PART II ARRESTS

	COML VICE	SEX OFFENSES	PART II NARCOTIC AND DRUG	GAMBLING	ARRESTS BY CHARGE FAMILY OFFENSES	DRIVING UND INFL	LIQUOR LAWS	AGENCY TYPE DRUNK-ENNESS	DISORD CONDUCT	VAGRANCY	OTHER OFFENSES	SUSPICION	CURFEW LOITER	RUN-AWAYS
02303	0	0	15	0	0	12	0	8	0	2	16	0	0	1
	0	0	1	0	0	3	0	7	3	0	17	0	0	0
	0	0	14+	0	0	9+	0	1+	3-	2+	1-	0	0	1+
=====														
024AL	0	10	97	2	1	112	5	160	13	0	304	0	3	0
	0	0	13	1	0	74	1	137	32	1	79	0	0	0
	0	10+	44+	1+	1+	38+	4+	23+	19-	1-	229+	0	3+	0+
=====														
024RU	0	8	55	1	1	55	5	54	3	0	242	0	0	0
	0	0	10	1	0	8	1	17	0	0	23	0	0	0
	0	0+	45+	0	1+	47+	4+	37+	3+	0	219+	0	0	0
02450	0	5	22	0	1	40	0	45	3	0	215	0	0	0
	0	0	0	0	0	0	0	0	0	0	0	0	0	0
	0	5+	22+	0	1+	40+	0	45+	3+	0	215+	0	0	0
0245P	0	3	33	1	0	15	5	9	0	0	27	0	0	0
	0	0	10	1	0	8	1	17	0	0	23	0	0	0
	0	3+	23+	0	0	7+	4+	8-	0	0	4+	0	0	0
024Z2	0	2	2	1	0	57	0	106	10	0	62	0	3	0
	0	0	3	0	0	66	0	120	32	1	52	0	0	0
	0	2+	1-	1+	0	9-	0	14-	22-	1-	10+	0	5+	0+
02401	0	0	0	0	0	0	0	0	0	0	0	0	0	0
	0	0	0	0	0	0	0	0	0	0	0	0	0	0
	0	0	0	0	0	0	0	0	0	0	0	0	0	0
02402	0	0	0	0	0	1	0	37	6	0	8	0	0	0
	0	0	0	0	0	8	0	41	27	1	5	0	0	0
	0	0	0	0	0	7-	0	4-	21-	1-	3+	0	0	0
02403	0	2	0	0	0	17	0	34	1	0	34	0	0	0
	0	0	2	0	0	7	0	24	1	0	21	0	0	0
	0	2+	2-	0	0	10+	0	10+	0	0	13+	0	0	0
02404	0	0	0	0	0	0	0	1	0	0	0	0	0	0
	0	0	0	0	0	2	0	2	0	0	0	0	0	0
	0	0	0	0	0	2-	0	1-	0	0	0	0	0	0
02405	0	0	0	0	0	0	0	0	0	0	0	0	0	0
	0	0	0	0	0	0	0	1	0	0	0	0	0	0
	0	0	0	0	0	0	0	1-	0	0	0	0	0	0
02406	0	0	0	1	0	0	0	7	2	0	3	0	4	0
	0	0	0	0	0	2	0	1	0	0	3	0	0	0
	0	0	0	1+	0	2-	0	6+	2+	0	2+	0	4+	0+
02407	0	0	1	0	0	10	0	12	0	0	13	0	0	0
	0	0	0	0	0	11	0	14	0	0	16	0	0	0
	0	0	1+	0	0	1-	0	2-	0	0	5-	0	0	0

	COML VICE	SEX OFFENSES	PART II NARCOTIC AND DRUG	GAMBLING	ARRESTS BY CHARGE FAMILY OFFENSES	DRIVING UND INFL	LIQUOR LAWS	AGENCY TYPE DRUNK-ENNESS	DISORD CONDUCT	VAGRANCY	OTHER OFFENSES	SUSPICION	CURFEW LOITER	RUN-AWAYS
02408	0	0	0	0	0	9	0	4	0	0	0	0	0	0
	0	0	0	0	0	5	0	12	0	0	4	0	0	0
	0	0	0	0	0	4+	0	6-	0	0	4-	0	0	0
02409	0	0	1	0	0	2	0	6	1	0	2	0	0	0
	0	0	1	0	0	13	0	16	2	0	0	0	0	0
	0	0	0	0	0	11-	0	10-	1-	0	2+	0	0	0
02412	0	0	0	0	0	18	0	3	0	0	0	0	1	0
	0	0	0	0	0	18	0	9	2	0	3	0	0	0
	0	0	0	0	0	8	0	6-	2-	0	3-	0	1+	0
=====														
025AL	0	8	32	17	1	226	0	119	32	0	715	0	0	5
	2	6	67	23	8	237	0	113	21	0	735	0	0	2
	2-	2+	35-	4-	7-	11-	1-	6+	11+	0	24-	0	0	3+
=====														
025RU	0	8	27	3	0	141	5	47	0	0	501	0	0	4
	0	5	49	6	2	111	8	31	0	0	427	0	0	2
	0	3+	22-	3-	2-	38+	3-	16+	0	0	74+	0	0	2+
02550	0	8	8	0	0	61	0	24	0	0	453	0	0	0
	0	5	14	0	0	37	3	6	0	0	353	0	0	0
	0	3+	6-	0	0	24+	3-	18+	0	0	100+	0	0	0
0255P	0	0	19	3	0	80	5	23	0	0	48	0	0	4
	0	0	35	6	2	74	0	23	0	0	74	0	0	2
	0	0	14-	3-	2-	6+	0	2-	0	0	26-	0	0	2+
025Z2	0	0	5	14	1	89	3	72	32	0	214	0	0	1
	2	1	18	7	6	126	1	82	21	0	312	0	0	0
	2-	1-	13-	3-	5-	41-	2+	10-	11+	0	98-	0	0	1+
02501	0	0	4	14	0	69	0	52	11	0	200	0	0	1
	1	1	17	17	4	120	0	59	5	0	303	0	0	0
	1-	1-	13	3-	4-	31-	0	7-	6+	0	103-	0	0	1+
02502	0	0	1	0	0	15	1	17	19	0	8	0	0	0
	0	0	1	0	0	4	0	16	14	0	5	0	0	0
	0	0	0	0	0	11+	1+	1+	5+	0	3+	0	0	0
02503	0	0	0	0	0	0	0	0	0	0	0	0	0	0
	0	0	0	0	0	0	0	0	0	0	0	0	0	0
	0	0	0	0	0	0	0	0	0	0	0	0	0	0
02504	0	0	0	0	0	1	0	2	1	0	6	0	0	0
	1	0	0	0	0	2	1	3	1	0	3	0	0	0
	1-	0	0	0	0	1-	1-	1-	0	0	3+	0	0	0
02505	0	0	0	0	1	0	2	0	1	0	0	0	0	0
	0	0	0	0	1+	0	0	3	0	0	1	0	0	0
	0	0	0	0	0	0	2+	3-	1+	0	1-	0	0	0

# PART II ARRESTS

		PART II ARRESTS BY CHARGE AND AGENCY TYPE			ARSON'	FORGERY	FRAUD	EMBEZZLE	STOLEN	VANDAL	ILLEGAL
		JUVENILE	ADULTS	GRAND	OTHER				PROPERTY		WEAPONS
		TOTAL		ASSAULTS							
FARMINGTON PD	86	0	0	0	0	0	0	0	0	0	0
	85	0	0	0	0	0	0	0	0	0	0
	CHANGE	0	0	0	0	0	0	0	0	0	0
GRANT TOWN PD	86	0	2	2	0	0	0	0	0	1	0
	85	0	4	4	0	0	0	0	0	0	0
	CHANGE	0	2-	2-	0	0	0	0	0	1+	0
WORTHINGTON PD	86	0	0	0	0	0	0	0	0	0	0
	85	0	0	0	0	0	0	0	0	0	0
	CHANGE	0	0	0	0	0	0	0	0	0	0
*****											
MARSHALL CTY	TOTAL	86	236	923	1159	56	7	18	0	7	10
	85	153	771	924	69	7	11	15	2	19	22
	CHANGE	83+	152+	235+	13-	4-	5-	3+	2-	12-	4-
*****											
RURAL	86	13	163	178	13	0	6	5	0	2	7
	85	83	354	437	39	2	10	15	2	12	8
	CHANGE	70-	189-	259-	26-	2-	4-	10-	2-	10-	1-
SHERIFF	86	158	263	421	35	1	0	13	0	0	1
	85	77	223	300	36	0	6	1	0	3	29
	CHANGE	81+	40+	121+	1-	1+	6-	7+	1-	8-	2+
STATE POLICE	86	13	144	157	13	0	6	5	0	2	7
	85	6	131	137	3	0	9	1	4	4	1
	CHANGE	7+	13+	20+	10+	2-	2+	4-	1-	2+	3+
MUNICIPAL	86	65	516	581	8	0	0	0	0	5	10
	85	70	417	487	30	5	1	0	0	7	14
	CHANGE	5-	99+	94+	22-	5-	1-	0	0	2-	4-
BENWOOD PD	86	17	94	111	1	0	0	0	0	0	7
	85	28	115	143	7	0	1	0	0	0	4
	CHANGE	11-	21-	32-	6-	0	1-	0	0	0	3+
CAMERON PD	86	3	32	35	0	0	0	0	0	0	0
	85	8	48	56	1	0	0	0	0	4	0
	CHANGE	5-	16-	21-	1-	0	0	0	0	4-	0
GLEN DALE PD	86	8	50	58	0	0	0	0	0	0	0
	85	12	29	41	0	0	0	0	0	0	0
	CHANGE	4-	21+	17+	0	0	0	0	0	0	0
MCMECHEN PD	86	4	32	36	0	0	0	0	0	0	3
	85	2	36	38	0	1	0	0	0	1	4
	CHANGE	2+	4-	2-	0	1-	0	0	0	1-	1-
MOUNDSVILLE PD	86	33	308	341	7	0	0	0	0	5	0
	85	20	189	209	22	4	0	0	2	2	4
	CHANGE	13+	119+	132+	15-	4-	0	0	3+	2-	2+

		PART II ARRESTS BY CHARGE AND AGENCY TYPE			ARSON	FORGERY	FRAUD	EMBEZZLE	STOLEN	VANDAL	ILLEGAL
		JUVENILE	ADULTS	GRAND	OTHER				PROPERTY		WEAPONS
		TOTAL		ASSAULTS							
*****											
MASON CTY	TOTAL	86	95	778	873	122	0	111	0	0	11
	85	72	822	894	128	1	5	81	0	2	26
	CHANGE	23+	44+	21-	4-	1-	5-	50+	0	1-	15-
*****											
RURAL	86	72	534	606	116	0	0	111	0	0	3
	85	54	464	518	108	0	4	58	0	0	16
	CHANGE	18+	70+	88+	8+	0	4-	53+	0	0	13-
SHERIFF	86	65	452	517	115	0	0	111	0	0	3
	85	45	381	426	104	0	4	58	0	0	15
	CHANGE	20+	71+	91+	11+	0	4-	53+	0	0	12-
STATE POLICE	86	7	82	89	1	0	0	0	0	0	0
	85	9	83	92	4	0	0	0	0	0	1
	CHANGE	2-	1-	3-	3-	0	0	0	0	0	1-
MUNICIPAL	86	23	244	267	6	0	0	0	0	1	8
	85	18	398	376	18	1	1	3	0	2	10
	CHANGE	5+	114-	109-	12-	1-	1-	3-	0	1-	2-
POINT PLEASANT PD	86	12	226	238	6	0	0	0	0	1	5
	85	12	302	314	10	0	1	3	0	0	10
	CHANGE	0	76-	76-	4-	0	1-	3-	0	1+	5-
NEW HAVEN PD	86	3	8	11	0	0	0	0	0	0	0
	85	0	23	23	6	1	0	0	0	2	0
	CHANGE	3+	15-	12-	6-	1-	0	0	0	2-	0
MASON PD	86	8	10	18	0	0	0	0	0	0	3
	85	5	6	11	1	0	0	0	0	0	0
	CHANGE	3+	4+	7+	1-	0	0	0	0	0	3+
HENDERSON PD	86	0	0	0	0	0	0	0	0	0	0
	85	1	27	28	1	0	0	0	0	0	0
	CHANGE	1-	27-	28-	1-	0	0	0	0	0	0
HARTFORD PD	86	0	0	0	0	0	0	0	0	0	0
	85	0	0	0	0	0	0	0	0	0	0
	CHANGE	0	0	0	0	0	0	0	0	0	0
LEON PD	86	0	0	0	0	0	0	0	0	0	0
	85	0	0	0	0	0	0	0	0	0	0
	CHANGE	0	0	0	0	0	0	0	0	0	0
*****											
MERCER CTY	TOTAL	86	112	2359	2471	420	3	13	437	2	56
	85	76	1950	2026	406	1	16	440	4	49	82
	CHANGE	36+	409+	445+	14+	2+	3-	3-	2-	7+	9+



# PART II ARRESTS

	COML VICE	SEX OFFENSES	MARCOTIC AND DRUG	PART II GAMBLING	ARRESTS BY CHARGE FAMILY OFFENSES	DRIVING UND INFL	LIQUOR LAWS	AGENCY TYPE DRUNK-ENNESS	DISORD CONDUCT	VAGRANCY	OTHER OFFENSES	SUSPICION	CURFEM LOITER	RUN-AMAYS
02506	0	0	0	0	0	0	0	0	0	0	0	0	0	0
02507	0	0	0	0	0	0	0	1	0	0	0	0	0	0
02508	0	0	0	0	0	0	0	0	0	0	0	0	0	0
026AL	0	9	21	0	9	388	16	153	116	3	99	0	16	180
	0	2	26	51	6	159	8	184	128	4	88	0	12	180
	0	7+	5-	51-	3+	238+	8+	31-	12-	1-	19+	0	4+	80+
026RU	0	2	3	0	7	79	1	1	2	0	19	0	0	7
	0	1	19	51	4	77	3	18	2	0	47	0	0	82
	0	1+	14-	51-	3+	2+	2-	17-	0	0	48-	0	0	75-
02650	0	4	13	0	2	66	10	17	2	0	70	0	2	156
	0	0	15	0	2	46	0	16	2	0	58	0	0	77
	0	4+	2-	0	0	20+	10+	1+	0	0	12+	0	2+	79+
0265P	0	2	2	0	7	79	1	1	2	0	19	0	0	7
	0	1	4	51	2	31	3	2	0	0	9	0	0	5
	0	1+	2-	51-	5+	48+	2-	1-	2+	0	10+	0	0	2+
0262Z	0	3	6	0	0	243	5	135	112	3	10	0	14	17
	0	1	7	0	2	73	5	166	126	4	13	0	12	18
	0	2+	1-	0	2-	170+	0	31-	14-	1-	3-	0	2+	1-
02601	0	0	2	0	0	14	0	57	14	1	1	0	0	6
	0	1	1	0	1	13	0	53	43	0	0	0	0	16
	0	1-	1+	0	1-	1+	0	4+	27-	1-	1+	0	0	10-
02602	0	0	0	0	0	0	1	6	22	0	3	0	0	3
	0	0	1	0	1	1	3	17	17	0	5	0	0	0
	0	0	1-	0	1-	1-	4-	11-	5+	0	2-	0	0	3+
02603	0	0	1	0	0	35	4	9	2	2	1	0	0	4
	0	0	0	0	0	12	0	13	4	0	6	0	0	8
	0	0	1+	0	0	23+	4+	6-	2-	0	9-	0	0	8+
02604	0	0	0	0	0	8	0	19	1	0	5	0	0	8
	0	0	0	0	0	1	0	23	6	0	2	0	0	0
	0	0	0	0	0	7+	0	4-	5-	0	3+	0	0	0
02605	0	3	3	0	0	186	0	44	71	0	0	0	14	4
	0	0	5	0	0	46	0	38	56	0	0	0	12	0
	0	3+	2-	0	0	140+	0	14-	15+	0	0	0	2+	4+

	COML VICE	SEX OFFENSES	MARCOTIC AND DRUG	PART II GAMBLING	ARRESTS BY CHARGE FAMILY OFFENSES	DRIVING UND INFL	LIQUOR LAWS	AGENCY TYPE DRUNK-ENNESS	DISORD CONDUCT	VAGRANCY	OTHER OFFENSES	SUSPICION	CURFEM LOITER	RUN-AMAYS
027AL	0	2	16	0	0	120	0	228	2	0	212	0	0	26
	0	1	23	0	2	137	3	272	0	0	188	0	0	15
	0	1+	7-	0	2-	17-	3-	44-	2+	0	24+	0	0	11+
027RU	0	2	10	0	0	63	0	70	1	0	194	0	0	18
	0	0	14	0	0	48	3	79	0	0	161	0	0	11
	0	2+	4-	0	0	15+	3-	9-	1+	0	33+	0	0	7+
02750	0	1	1	0	0	52	0	25	1	0	175	0	0	15
	0	0	9	0	0	35	0	36	0	0	148	0	0	4
	0	1+	8-	0	0	17+	0	11-	1+	0	27+	0	0	11+
0275P	0	1	9	0	0	11	0	45	0	0	19	0	0	3
	0	0	5	0	0	13	3	43	0	0	13	0	0	7
	0	1+	4+	0	0	2-	3-	2+	0	0	6+	0	0	4-
027ZZ	0	0	6	0	0	57	0	158	1	0	18	0	0	8
	0	1	9	0	2	89	0	193	0	0	27	0	0	4
	0	1-	3-	0	2-	32-	0	35-	1+	0	9-	0	0	4+
02701	0	0	6	0	0	55	0	150	1	0	10	0	0	0
	0	1	5	0	1	84	0	166	0	0	21	0	0	0
	0	1-	1+	0	1-	29-	0	16-	1+	0	11-	0	0	0
02702	0	0	0	0	0	2	0	2	0	0	4	0	0	3
	0	0	1	0	0	1	0	3	0	0	5	0	0	0
	0	0	1-	0	0	1+	0	1-	0	0	1-	0	0	3+
02703	0	0	0	0	0	0	0	6	0	0	4	0	0	5
	0	0	2	0	1	1	0	2	0	0	0	0	0	4
	0	0	2-	0	1-	1-	0	4+	0	0	4+	0	0	1+
02704	0	0	0	0	0	0	0	0	0	0	0	0	0	0
	0	0	1	0	0	3	0	22	0	0	1	0	0	0
	0	0	1-	0	0	3-	0	22-	0	0	1-	0	0	0
02705	0	0	0	0	0	0	0	0	0	0	0	0	0	0
	0	0	0	0	0	0	0	0	0	0	0	0	0	0
	0	0	0	0	0	0	0	0	0	0	0	0	0	0
02706	0	0	0	0	0	0	0	0	0	0	0	0	0	0
	0	0	0	0	0	0	0	0	0	0	0	0	0	0
	0	0	0	0	0	0	0	0	0	0	0	0	0	0
028AL	0	8	61	0	15	283	0	137	275	0	911	0	2	4
	0	5	12	5	15	209	5	144	128	6	358	0	0	10
	0	3+	49+	5-	0	74+	5-	7-	147+	6-	193+	0	2+	6-

# PART II ARRESTS

		PART II ARRESTS BY CHARGE AND			AGENCY TYPE	ARSON	FORGERY	FRAUD	EMBEZZLE	STOLEN	VANDAL	ILLEGAL
		JUVENILE	ADULTS	GRAND	OTHER					PROPERTY		WEAPONS
		TOTAL		ASSAULTS								
*****												
RURAL	86	23	1414	1437	383	3	9	435	0	13	85	130
	85	38	1252	1290	346	0	13	437	4	2	80	97
	CHANGE	15-	162+	147+	37+	3+	4-	2-	4-	11+	5+	33+
SHERIFF	86	22	1279	1301	371	1	2	433	0	2	85	130
	85	35	1187	1223	342	0	7	434	4	1	80	97
	CHANGE	14-	92+	78+	29+	1+	5-	1-	4-	1+	5+	33+
STATE POLICE	86	1	135	136	12	2	7	2	0	11	0	0
	85	2	65	67	4	0	6	3	0	1	0	0
	CHANGE	1-	70+	69+	8+	2+	1+	1-	0	10+	0	0
MUNICIPAL	86	89	945	1034	37	0	4	2	2	43	6	23
	85	38	698	736	60	1	3	0	0	47	2	34
	CHANGE	51+	247+	298+	23-	1-	1+	3-	2+	4-	4+	11-
ATHENS PD	86	0	0	0	0	0	0	0	0	0	0	0
	85	0	0	0	0	0	0	0	0	0	0	0
	CHANGE	0	0	0	0	0	0	0	0	0	0	0
BLUEFIELD PD	86	32	422	454	23	0	3	2	1	43	2	15
	85	21	402	423	39	1	3	0	0	47	2	26
	CHANGE	11+	20+	31+	12-	1-	2+	1-	1+	4-	0	11-
PRINCETON PD	86	57	520	577	13	0	1	0	1	0	4	8
	85	17	284	301	22	0	2	0	0	0	0	8
	CHANGE	40+	236+	276+	9-	0	1-	0	1+	0	4+	0
MATOAKA PD	86	0	3	3	1	0	0	0	0	0	0	0
	85	0	12	12	3	0	0	0	0	0	0	0
	CHANGE	0	9-	9-	2-	0	0	0	0	0	0	0
BRAMWELL PD	86	0	0	0	0	0	0	0	0	0	0	0
	85	0	0	0	0	0	0	0	0	0	0	0
	CHANGE	0	0	0	0	0	0	0	0	0	0	0
CONCORD COL SECURITY	86	0	0	0	0	0	0	0	0	0	0	0
	85	0	0	0	0	0	0	0	0	0	0	0
	CHANGE	0	0	0	0	0	0	0	0	0	0	0
BLUEFIELD ST SECURITY	86	0	0	0	0	0	0	0	0	0	0	0
	85	0	0	0	0	0	0	0	0	0	0	0
	CHANGE	0	0	0	0	0	0	0	0	0	0	0
*****												
MINERAL CTY	86	121	311	432	51	2	6	6	1	7	37	53
	85	39	335	374	51	0	8	3	2	5	14	14
	CHANGE	82+	24-	98+	0	2+	2-	3+	1-	2+	23+	39+
*****												
RURAL	86	64	196	260	32	2	6	6	1	6	33	50
	85	12	220	232	32	0	5	3	2	5	11	13
	CHANGE	52+	24-	28+	0	2+	1+	3+	1-	1+	22+	37+

		PART II ARRESTS BY CHARGE AND			AGENCY TYPE	ARSON	FORGERY	FRAUD	EMBEZZLE	STOLEN	VANDAL	ILLEGAL
		JUVENILE	ADULTS	GRAND	OTHER					PROPERTY		WEAPONS
		TOTAL		ASSAULTS								
*****												
SHERIFF	86	9	60	69	4	2	1	5	0	0	0	47
	85	9	49	58	4	0	3	1	1	1	4	13
	CHANGE	0	11+	11+	0	2+	2-	4+	1-	1-	4-	34+
STATE POLICE	86	55	136	191	28	0	5	1	1	6	33	3
	85	3	171	174	28	0	3	2	1	4	7	0
	CHANGE	52+	35-	17+	0	0	3+	1-	0	2+	26+	3+
MUNICIPAL	86	57	115	172	19	0	0	0	0	1	4	3
	85	27	115	142	19	0	3	0	0	0	3	1
	CHANGE	30+	0	30+	0	0	3-	0	0	1+	1+	2+
KEYSER PD	86	34	86	120	11	0	0	0	0	1	2	2
	85	13	101	114	14	0	3	0	0	0	2	1
	CHANGE	21+	15-	6+	3-	0	3-	0	0	1+	0	1+
PIEDMONT PD	86	23	27	50	8	0	0	0	0	0	2	1
	85	10	7	17	5	0	0	0	0	0	1	0
	CHANGE	13+	20+	33+	3+	0	0	0	0	0	1+	1+
RIDGELEY PD	86	0	2	2	0	0	0	0	0	0	0	0
	85	4	7	11	0	0	0	0	0	0	0	0
	CHANGE	4-	5-	9-	0	0	0	0	0	0	0	0
ELK GARDEN PD	86	0	0	0	0	0	0	0	0	0	0	0
	85	0	0	0	0	0	0	0	0	0	0	0
	CHANGE	0	0	0	0	0	0	0	0	0	0	0
POTOMAC ST SECURITY	86	0	0	0	0	0	0	0	0	0	0	0
	85	0	0	0	0	0	0	0	0	0	0	0
	CHANGE	0	0	0	0	0	0	0	0	0	0	0
*****												
MINGO CTY	86	94	1064	1158	74	9	0	4	0	10	20	36
	85	66	1973	2039	77	12	3	6	1	13	16	65
	CHANGE	28+	909-	881-	3-	3-	3-	2-	1-	3-	4+	29-
*****												
RURAL	86	59	330	389	47	9	0	4	0	10	6	20
	85	3	827	830	48	11	3	6	1	7	7	37
	CHANGE	96+	497-	441-	1-	2-	3-	2-	1-	3+	1-	17-
SHERIFF	86	90	137	187	16	1	0	0	0	7	1	9
	85	0	380	380	11	5	0	3	0	2	0	22
	CHANGE	90+	243-	193-	5+	4-	0	3-	0	2+	1+	13-
STATE POLICE	86	9	193	202	31	0	0	4	0	3	5	11
	85	3	447	450	37	6	3	3	1	2	7	15
	CHANGE	6+	254-	248-	6-	2+	3-	1+	1-	1+	2-	4-
MUNICIPAL	86	39	734	769	27	0	0	0	0	0	14	16
	85	63	1146	1209	29	1	0	0	0	6	9	28
	CHANGE	28-	412-	440-	2-	1-	0	0	0	6-	5+	12-

# PART II ARRESTS

	COML VICE	SEX OFFENSES	PART II NARCOTIC AND DRUG	GAMBLING	ARRESTS BY CHARGE FAMILY OFFENSES	DRIVING UND INFL	LIQUOR LAWS	AGENCY TYPE DRUNK-ENNESS	DISORD CONDUCT	VAGRANCY	OTHER OFFENSES	SUSPICION	CURFEM LOITER	RUN-AWAYS
028RU	0	3	14	0	15	78	0	5	0	0	263	0	0	1
	0	0	1	0	14	72	0	6	0	0	211	0	0	7
	0	3+	13+	0	1+	6+	0	1-	0	0	32+	0	0	6-
028SO	0	2	0	0	15	22	0	0	0	0	237	0	0	1
	0	0	0	0	14	23	0	6	0	0	208	0	0	7
	0	2+	0	0	1+	1-	0	6-	0	0	29+	0	0	6-
028SP	0	1	14	0	0	56	0	5	0	0	26	0	0	0
	0	0	1	0	0	49	0	0	0	0	3	0	0	0
	0	1+	13+	0	0	7+	0	5+	0	0	23+	0	0	0
028ZZ	0	5	47	0	0	205	0	132	275	0	248	0	2	3
	0	5	11	5	1	137	5	138	128	6	147	0	0	3
	0	0	36+	5-	1-	68+	5-	6-	147+	6-	101+	0	2+	0
02A01	0	0	0	0	0	0	0	0	0	0	0	0	0	0
	0	0	0	0	0	0	0	0	0	0	0	0	0	0
	0	0	0	0	0	0	0	0	0	0	0	0	0	0
02802	0	4	23	0	0	113	0	62	125	0	35	0	0	3
	0	1	9	5	1	89	0	74	89	6	31	0	0	3
	0	3+	14+	5-	1-	24+	0	12-	36+	6-	4+	0	0	0
02803	0	1	24	0	0	92	0	68	150	0	213	0	2	0
	0	4	2	0	0	48	0	63	39	0	113	0	0	0
	0	3-	22+	0	0	44+	0	5+	111+	0	100+	0	2+	0
02804	0	0	0	0	0	0	0	2	0	0	0	0	0	0
	0	0	0	0	0	0	0	1	0	0	3	0	0	0
	0	0	0	0	0	0	0	3-	1+	0	3-	0	0	0
02805	0	0	0	0	0	0	0	0	0	0	0	0	0	0
	0	0	0	0	0	0	0	0	0	0	0	0	0	0
	0	0	0	0	0	0	0	0	0	0	0	0	0	0
02806	0	0	0	0	0	0	0	0	0	0	0	0	0	0
	0	0	0	0	0	0	0	0	0	0	0	0	0	0
	0	0	0	0	0	0	0	0	0	0	0	0	0	0
02807	0	0	0	0	0	0	0	0	0	0	0	0	0	0
	0	0	0	0	0	0	0	0	0	0	0	0	0	0
	0	0	0	0	0	0	0	0	0	0	0	0	0	0
029AL	0	1	7	0	1	86	3	31	18	0	96	0	0	18
	0	1	5	0	2	84	52	24	13	0	80	0	4	12
	0	0	2+	0	1-	2+	49-	7+	5+	0	16+	0	4+	6+
029PU	0	0	6	0	0	59	3	7	0	0	45	0	0	4
	0	0	5	0	2	56	51	9	0	0	33	0	0	5
	0	0	1+	0	2-	3+	48-	2-	0	0	12+	0	0	1-
029SO	0	0	0	0	0	4	0	0	0	0	2	0	0	4
	0	0	2	0	2-	12	2	3	0	0	7	0	0	3
	0	0	2-	0	2-	8-	2-	3-	0	0	5-	0	0	1+
029SP	0	0	6	0	0	55	3	7	0	0	43	0	0	0
	0	0	3	0	0	44	49	6	0	0	26	0	0	2
	0	0	3+	0	0	11+	46-	1+	0	0	17+	0	0	2-
029ZZ	0	1	1	0	1	27	0	24	18	0	51	0	0	14
	0	1	0	0	0	28	1	15	13	0	47	0	4	7
	0	0	1+	0	1+	1-	1-	9+	3+	0	4+	0	4+	7+
02901	0	1	1	0	0	21	0	22	4	0	43	0	0	12
	0	0	0	0	0	27	1	15	5	0	41	0	0	5
	0	1+	1+	0	0	6-	1-	7+	1-	0	2+	0	0	7+
02902	0	0	0	0	1	4	0	2	14	0	8	0	0	2
	0	1	0	0	0	0	0	0	4	0	4	0	0	2
	0	1-	0	0	1+	4+	0	2+	10+	0	4+	0	8+	0
02903	0	0	0	0	0	2	0	0	0	0	0	0	0	0
	0	0	0	0	0	1	0	0	4	0	2	0	4	0
	0	0	0	0	0	1+	0	0	4-	0	2-	0	4-	0
02904	0	0	0	0	0	0	0	0	0	0	0	0	0	0
	0	0	0	0	0	0	0	0	0	0	0	0	0	0
	0	0	0	0	0	0	0	0	0	0	0	0	0	0
02905	0	0	0	0	0	0	0	0	0	0	0	0	0	0
	0	0	0	0	0	0	0	0	0	0	0	0	0	0
	0	0	0	0	0	0	0	0	0	0	0	0	0	0
030AL	0	0	82	4	2	192	2	449	148	0	87	0	0	31
	0	2	127	9	2	263	20	779	265	0	344	0	26	9
	0	6+	45-	5-	0	71-	18-	330-	117-	0	257-	0	26-	22+
030RU	0	3	54	4	2	74	1	66	5	0	57	0	0	27
	0	2	72	9	1+	164	2	122	21	0	316	0	0	1
	0	1+	18-	5-	1+	90-	1-	56-	16-	0	259-	0	0	26+
030SO	0	0	18	0	0	45	0	31	5	0	35	0	0	27
	0	0	45	1-	0	126	0	89	21	0	52	0	0	0
	0	0	35-	1-	0	81-	0	58-	16-	0	17-	0	0	27+
030SP	0	3	44	4	2	29	1	35	0	0	22	0	0	0
	0	2	27	8	1	38	2	33	0	0	264	0	0	1
	0	1+	17+	4-	1+	9-	1-	2+	0	0	242-	0	0	1-
030ZZ	0	5	28	0	0	118	1	383	143	0	38	0	0	4
	0	0	55	0	1	99	18	657	244	0	28	0	26	8
	0	5+	27-	0	1-	19+	17-	274-	101-	0	2+	0	26-	4-

# PART II ARRESTS

		PART II ARRESTS BY CHARGE AND AGENCY TYPE			ARSON	FORGERY	FRAUD	EMBEZZLE	STOLEN PROPERTY	VANDAL	ILLEGAL WEAPONS
		JUVENILE	ADULTS	GRAND TOTAL	OTHER ASSAULTS						
GILBERT PD	86	0	0	0	0	0	0	0	0	0	0
	85	0	5	5	0	0	0	0	0	0	0
	CHANGE	0	5-	5-	0	0	0	0	0	0	0
WILLIAMSON PD	86	25	580	605	27	0	0	0	0	11	16
	85	13	739	752	29	1	0	0	5	7	17
	CHANGE	12+	159-	147-	2-	1-	0	0	5-	4+	1-
KERMIT PD	86	8	73	81	0	0	0	0	0	3	0
	85	50	267	317	0	0	0	0	1	2	11
	CHANGE	42-	194-	236-	0	0	0	0	1-	1+	11-
DELBARTON PD	86	2	35	37	0	0	0	0	0	0	0
	85	0	48	48	0	0	0	0	0	0	0
	CHANGE	2+	13-	11-	0	0	0	0	0	0	0
MATEWAN PD	86	0	46	46	0	0	0	0	0	0	0
	85	0	87	87	0	0	0	0	0	0	0
	CHANGE	0	41-	41-	0	0	0	0	0	0	0
*****											
MONMONGALIA CTY TOTAL	86	68	989	1057	71	4	13	26	3	9	36
	85	47	1024	1071	118	1	17	19	1	7	40
	CHANGE	21+	35-	14-	47-	3+	4-	7+	2+	2+	4-
*****											
RUPAL	86	18	349	367	27	0	3	26	2	3	19
	85	11	340	351	58	1	11	12	0	6	28
	CHANGE	7+	9+	16+	31-	1-	8-	14+	2+	1-	9-
SHERIFF	86	1	97	98	8	0	2	0	0	0	15
	85	2	109	111	13	0	9	0	0	0	25
	CHANGE	1-	12-	13-	5-	0	7-	0	0	0	10-
STATE POLICE	86	17	252	269	19	0	1	26	2	3	4
	85	9	231	240	45	1	2	12	0	4	3
	CHANGE	8+	21+	29+	26-	1-	1-	14+	2+	1-	1+
MUNICIPAL	86	50	640	690	44	4	10	7	1	6	36
	85	36	684	720	60	4	7	0	1	3	48
	CHANGE	14+	44-	30-	16-	4+	4+	7-	0	3+	4-
MORGANTOWN PD	86	32	466	498	40	4	8	0	1	4	22
	85	23	499	522	49	0	2	6	1	2	31
	CHANGE	9+	33-	24-	9-	4+	6+	6-	0	2+	9-
STAR CITY PD	86	5	32	37	0	0	0	0	1	2	0
	85	5	13	18	0	0	0	0	0	0	0
	CHANGE	0	19+	19+	0	0	0	0	1+	2+	0
WESTOVER PD	86	10	89	99	0	0	2	0	0	0	1
	85	7	94	101	2	0	1	0	0	2	1
	CHANGE	3+	5-	2-	2-	0	1+	1-	0	0	0
*****											
		PART II ARRESTS BY CHARGE AND AGENCY TYPE			ARSON	FORGERY	FRAUD	EMBEZZLE	STOLEN PROPERTY	VANDAL	ILLEGAL WEAPONS
		JUVENILE	ADULTS	GRAND TOTAL	OTHER ASSAULTS						
OSAGE PD	86	0	0	0	0	0	0	0	0	0	0
	85	0	0	0	0	0	0	0	0	0	0
	CHANGE	0	0	0	0	0	0	0	0	0	0
WVU SECURITY POLICE	86	2	33	35	4	0	0	0	0	12	1
	85	0	45	45	6	0	3	0	0	7	0
	CHANGE	2+	12-	10-	2-	0	3-	0	0	1-	1+
GRANVILLE PD	86	1	20	21	0	0	0	0	1	0	1
	85	1	33	34	3	0	0	0	0	0	0
	CHANGE	0	13-	13-	3-	0	0	0	1+	0	1+
*****											
MONROE CTY TOTAL	86	42	413	455	5	4	0	0	0	17	25
	85	25	499	524	20	0	1	0	0	35	26
	CHANGE	17+	86-	69-	15-	4+	1-	0	0	8-	1-
*****											
RURAL	86	0	255	255	4	0	0	0	0	0	25
	85	4	227	231	10	0	0	0	0	8	24
	CHANGE	4-	28+	24+	6-	0	0	0	0	8-	1+
SHERIFF	86	0	169	169	4	0	0	0	0	0	21
	85	3	140	151	10	0	0	0	0	6	23
	CHANGE	3-	21+	18+	6-	0	0	0	0	6-	2-
STATE POLICE	86	0	86	86	0	0	0	0	0	0	4
	85	1	79	80	0	0	0	0	0	2	1
	CHANGE	1-	7+	6+	0	0	0	0	0	2-	3+
MUNICIPAL	86	42	158	200	1	4	0	0	0	17	0
	85	21	272	293	10	0	1	0	0	35	2
	CHANGE	21+	114-	93-	9-	4+	1-	0	0	18-	2-
ALBERSON PD	86	42	158	200	1	4	0	0	0	17	0
	85	21	272	293	10	0	1	0	0	35	2
	CHANGE	21+	114-	93-	9-	4+	1-	0	0	18-	2-
UNION PD	86	0	0	0	0	0	0	0	0	0	0
	85	0	0	0	0	0	0	0	0	0	0
	CHANGE	0	0	0	0	0	0	0	0	0	0
PETERSTOWN PD	86	0	0	0	0	0	0	0	0	0	0
	85	0	0	0	0	0	0	0	0	0	0
	CHANGE	0	0	0	0	0	0	0	0	0	0
*****											
MORGAN CTY TOTAL	86	17	186	203	40	0	17	0	1	22	17
	85	0	238	246	68	2	1	44	0	2	5
	CHANGE	9+	52-	43-	28-	2-	1-	27-	0	1-	12+

# PART II ARRESTS

	COMPL VICE	SEX OFFENSES	MARCOTIC AND DRUG	PART II GAMBLING	ARRESTS FAMILY OFFENSES	BY CHARGE DRIVING UND INFL	LIQUOR LAWS	AGENCY TYPE DRUNK-ENNESS	DISORD CONDUCT	VAGRANCY	OTHER OFFENSES	SUSPICION	CURFEM LOITER	RUN-AWAYS
03001	0	0	0	0	0	0	0	0	0	0	0	0	0	0
	0	0	0	0	0	1-	0	4-	0	0	0	0	0	0
03002	0	5	21	0	0	64	0	328	103	0	30	0	0	0
	0	0	43	0	1	92	3	402	129	0	23	0	0	0
	0	5+	22-	0	1-	28-	3-	74-	26-	0	7+	0	0	0
03003	0	0	4	0	0	3	1	35	33	0	0	0	0	2
	0	0	12	0	0	2	7	162	86	0	0	0	26	0
	0	0	8-	0	0	1+	4-	127-	53-	0	0	0	26-	4-
03004	0	0	3	0	0	29	0	3	0	0	0	0	0	2
	0	0	0	0	0	3	0	21	19	0	0	0	0	0
	0	0	3+	0	0	26+	0	18-	19-	0	5-	0	0	2+
03005	0	0	0	0	0	22	0	17	7	0	0	0	0	0
	0	0	0	0	0	1	0	6	10	0	0	0	0	0
	0	0	0	0	0	21+	8-	51-	3-	0	0	0	0	0

*****	0	7	12	0	20	323	26	239	60	0	154	0	3	14
0311AL	0	7	6	4	9	256	33	267	66	1	149	0	0	14
	0	0	6+	4-	11+	67+	7-	28-	6-	1-	11-	0	3+	2+

031RU	0	0	4	0	9	134	1	40	0	0	93	0	3	3
	0	1-	1	0	9	114	0	49	0	1-	57	0	0	9
	0	1-	3+	0	9	20+	1+	5-	0	1-	36+	0	3+	4-
031SO	0	0	0	0	3	16	0	15	0	0	39	0	0	0
	0	0	0	0	2	14	0	14	0	1-	33	0	0	0
	0	0	0	0	1+	2+	0	1+	0	1-	6+	0	0	0
031SP	0	0	4	0	6	110	1	25	0	0	54	0	3	3
	0	1-	1	0	7	100	0	31	0	0	24	0	0	9
	0	1-	3+	0	1-	18+	1+	6-	0	0	30+	0	3+	4-
031Z2	0	7	8	0	11	109	23	199	60	0	61	0	0	13
	0	6	5	4	0	142	33	222	66	0	108	0	0	5
	0	1+	3+	4-	11+	47+	8-	23-	6-	0	47-	0	0	8+
03101	0	4	8	0	9	128	24	134	47	0	42	0	0	10
	0	6	5	4	0	93	33	158	52	0	64	0	0	9
	0	2-	3+	4-	9+	35+	9-	24-	5-	0	22-	0	0	3+
03103	0	0	0	0	0	17	0	0	2	0	4	0	0	3
	0	0	0	0	0	3	0	0	1	0	6	0	0	1
	0	0	0	0	0	14+	0	0	1+	0	2-	0	0	3+
03104	0	0	0	0	2	32	0	44	10	0	8	0	0	0
	0	0	0	0	0	24	0	39	12	0	19	0	0	0
	0	0	0	0	2+	8+	0	5+	2-	0	11-	0	0	0

	COMPL VICE	SEX OFFENSES	MARCOTIC AND DRUG	PART II GAMBLING	ARRESTS FAMILY OFFENSES	BY CHARGE DRIVING UND INFL	LIQUOR LAWS	AGENCY TYPE DRUNK-ENNESS	DISORD CONDUCT	VAGRANCY	OTHER OFFENSES	SUSPICION	CURFEM LOITER	RUN-AWAYS
03105	0	0	0	0	0	0	0	0	0	0	0	0	0	0
	0	0	0	0	0	0	0	0	0	0	0	0	0	0
03106	0	3	0	0	0	0	0	6	0	0	7	0	0	0
	0	3+	0	0	0	0	0	9	0	0	19	0	0	0
	0	0	0	0	0	0	0	1-	0	0	12-	0	0	0
03109	0	0	0	0	0	12	1	5	1	0	0	0	0	0
	0	0	0	0	0	22	0	0	1	0	0	0	0	0
	0	0	0	0	0	10-	1+	3-	1	0	0	0	0	0

*****	0	0	0	0	0	33	0	92	32	10	207	0	2	0
032AL	0	5	8	0	0	61	10	126	60	0	148	0	0	0
	0	5-	8-	0	0	28-	10-	34-	8-	10+	59+	0	6-	0

032RU	0	0	0	0	0	19	0	7	0	0	200	0	0	0
	0	5	4	0	0	38	0	7	0	0	135	0	0	0
	0	5-	4-	0	0	19-	0	0	0	0	65+	0	0	0
03250	0	0	0	0	0	9	0	0	0	0	135	0	0	0
	0	4	2	0	0	27	0	0	0	0	79	0	0	0
	0	4-	2-	0	0	18-	0	0	0	0	96+	0	0	0
0325P	0	0	0	0	0	10	0	7	0	0	65	0	0	0
	0	1	2	0	0	11	0	7	0	0	96	0	0	0
	0	1-	2-	0	0	1-	0	0	0	0	9+	0	0	0
032Z2	0	0	0	0	0	14	0	85	32	10	7	0	2	0
	0	0	4	0	0	23	10	119	60	0	13	0	0	0
	0	0	4-	0	0	9-	10-	34-	8-	10+	6-	0	6-	0
03201	0	0	0	0	0	14	0	85	32	10	7	0	2	0
	0	0	4	0	0	23	10	119	60	0	13	0	0	0
	0	0	4-	0	0	9-	10-	34-	8-	10+	6-	0	6-	0
03202	0	0	0	0	0	0	0	0	0	0	0	0	0	0
	0	0	0	0	0	0	0	0	0	0	0	0	0	0
	0	0	0	0	0	0	0	0	0	0	0	0	0	0
03203	0	0	0	0	0	0	0	0	0	0	0	0	0	0
	0	0	0	0	0	0	0	0	0	0	0	0	0	0
	0	0	0	0	0	0	0	0	0	0	0	0	0	0

*****	0	1	6	0	3	33	0	11	3	2	26	0	1	0
033AL	0	1	5	0	1	30	0	9	1	0	31	0	2	0
	0	0	1+	0	2+	3+	0	2+	2+	0+	5-	0	1-	0

# PART II ARRESTS

		PART II ARRESTS BY CHARGE AND			AGENCY TYPE		ARSON	FORGERY	FRAUD	EMBEZZLE	STOLEN	VANDAL	ILLEGAL
		JUVENILE	ADULTS	GRAND	OTHER					PROPERTY		WEAPONS	
		TOTAL		TOTAL	ASSAULTS								
*****													
RURAL	86	9	168	177	36	0	0	17	0	1	22	17	
	85	4	221	225	67	2	1	44	0	0	22	4	
	CHANGE	5+	53-	48-	31-	2-	1-	27-	0	1+	0	13+	
SHERIFF	86	7	103	110	26	0	0	17	0	0	17	14	
	85	3	154	157	55	0	0	43	0	0	15	2	
	CHANGE	4+	51-	47-	27-	0	0	26-	0	0	2+	14+	
STATE POLICE	86	2	65	67	10	0	0	0	0	1	5	1	
	85	1	67	68	14	2	1	1	0	0	7	2	
	CHANGE	1+	2-	1-	4-	2-	1-	1-	0	1+	2-	1-	
MUNICIPAL	86	8	18	26	4	0	0	0	0	0	0	0	
	85	4	17	21	1	0	0	0	0	0	0	1	
	CHANGE	4+	1+	5+	3+	0	0	0	0	2-	2-	1-	
BEPKELEY SPRINGS PD	86	0	0	0	0	0	0	0	0	0	0	0	
	85	0	0	0	0	0	0	0	0	0	0	0	
	CHANGE	0	0	0	0	0	0	0	0	0	0	0	
PAN-PAN PD	86	8	18	26	4	0	0	0	0	0	0	0	
	85	4	17	21	1	0	0	0	0	2	2	1	
	CHANGE	4+	1+	5+	3+	0	0	0	0	2-	2-	1-	
*****													
NICHOLAS CTY	TOTAL	86	28	725	753	27	8	81	204	0	3	10	24
	85	20	639	659	31	2	42	143	7	7	7	17	
	CHANGE	8+	86+	94+	4-	6+	39+	61+	7-	4-	3+	7+	
*****													
RURAL	86	28	523	551	15	5	80	202	0	3	9	23	
	85	9	378	387	24	0	40	111	7	5	6	14	
	CHANGE	19+	145+	164+	9-	5+	40+	61+	7-	2-	3+	9+	
SHERIFF	86	24	476	500	15	3	78	202	0	1	7	22	
	85	6	328	334	23	0	32	139	7	6	6	13	
	CHANGE	18+	148+	166+	8-	3+	46+	63+	7-	1+	1+	9+	
STATE POLICE	86	4	47	51	0	2	2	0	0	2	2	1	
	85	3	50	53	1	0	0	2	0	3	0	1	
	CHANGE	1+	3-	2-	1-	2+	6-	2-	0	3-	2+	0	
MUNICIPAL	86	0	202	202	12	3	1	2	0	0	1	1	
	85	11	261	272	7	2	1	2	0	2	1	3	
	CHANGE	11-	59-	70-	5+	1+	1-	0	0	2-	0	2-	
RICHWOOD PD	86	0	120	120	5	0	0	0	0	0	0	1	
	85	0	120	120	1	1	0	0	0	0	0	0	
	CHANGE	0	0	0	4+	1-	0	0	0	0	0	1+	

		PART II ARRESTS BY CHARGE AND			AGENCY TYPE		ARSON	FORGERY	FRAUD	EMBEZZLE	STOLEN	VANDAL	ILLEGAL
		JUVENILE	ADULTS	GRAND	OTHER					PROPERTY		WEAPONS	
		TOTAL		TOTAL	ASSAULTS								
*****													
SUMMERSVILLE PD	86	0	82	82	7	3	1	2	0	0	1	0	
	85	11	141	152	6	1	2	2	0	2	1	3	
	CHANGE	11-	59-	70-	1+	2+	1-	0	0	2-	0	3-	
*****													
OHIO CTY	TOTAL	86	143	903	1046	140	4	18	31	2	13	60	40
	85	157	1132	1289	210	5	20	38	4	29	82	71	
	CHANGE	14-	229-	243-	78-	1-	2-	7-	2-	16-	22-	31-	
*****													
RURAL	86	7	213	220	18	0	9	8	0	7	0	7	
	85	17	300	317	40	0	7	12	3	22	8	12	
	CHANGE	10-	87-	97-	22-	0	2+	4-	3-	15-	8-	5-	
SHERIFF	86	2	117	119	10	2	5	0	0	5	0	7	
	85	6	194	200	17	0	6	11	3	0	0	11	
	CHANGE	4-	77-	81-	7-	0	4-	6-	3-	3-	0	4-	
STATE POLICE	86	5	96	101	8	0	7	3	0	2	0	0	
	85	11	106	117	23	0	1	1	0	14	8	1	
	CHANGE	6-	10-	16-	15-	0	6+	2+	0	12-	8-	1-	
MUNICIPAL	86	136	690	826	122	4	9	23	2	6	60	33	
	85	140	832	972	175	5	13	26	1	7	74	59	
	CHANGE	4-	142-	146-	56-	1-	4-	3-	1+	1-	14-	26-	
WHEELING PD	86	134	686	820	122	4	9	23	2	6	60	33	
	85	140	819	959	176	5	13	26	1	7	74	59	
	CHANGE	6-	133-	139-	54-	1-	4-	3-	1+	1-	14-	26-	
TRIADELPHIA PD	86	0	0	0	0	0	0	0	0	0	0	0	
	85	0	0	0	0	0	0	0	0	0	0	0	
	CHANGE	0	0	0	0	0	0	0	0	0	0	0	
BEZNEHEM PD	86	0	0	0	0	0	0	0	0	0	0	0	
	85	0	0	0	0	0	0	0	0	0	0	0	
	CHANGE	0	0	0	0	0	0	0	0	0	0	0	
WEST LIBERTY PD	86	0	0	0	0	0	0	0	0	0	0	0	
	85	0	0	0	0	0	0	0	0	0	0	0	
	CHANGE	0	0	0	0	0	0	0	0	0	0	0	
VALLEY GROVE PD	86	1	4	5	0	0	0	0	0	0	0	0	
	85	0	6	6	0	0	0	0	0	0	0	0	
	CHANGE	1+	2-	1-	0	0	0	0	0	0	0	0	
WEST LIBERTY ST COL SEC	86	1	0	1	0	0	0	0	0	0	0	0	
	85	0	7	7	2	0	0	0	0	0	0	0	
	CHANGE	1+	7-	6-	2-	0	0	0	0	0	0	0	
CLEARVIEW PD	86	0	0	0	0	0	0	0	0	0	0	0	
	85	0	0	0	0	0	0	0	0	0	0	0	
	CHANGE	0	0	0	0	0	0	0	0	0	0	0	

# PART II ARRESTS

	COMPL VICE	SEX OFFENSES	NARCOTIC AND DRUG	PART II GAMBLING	ARRESTS BY CHARGE FAMILY OFFENSES	DRIVING UND INFL	LIQUOR LAWS	AND AGENCY TYPE DRUNK-ENNESS	DISORD CONDUCT	VAGRANCY	OTHER OFFENSES	SUSPICION	CURFEN LOITER	RUN-AWAYS
033RU	0	1	5	0	3	44	0	5	0	0	26	0	0	0
	0	1	5	0	1	38	0	9	0	0	31	0	0	0
	0	0	0	0	2+	6+	0	4-	0	0	5-	0	0	0
03350	0	0	4	0	1	2	0	2	0	0	23	0	0	0
	0	1-	4	0	2+	1-	0	4-	0	0	29	0	0	0
	0	0	0	0	0	0	0	0	0	0	6-	0	0	0
0335P	0	1	1	0	0	42	0	3	0	0	3	0	0	0
	0	0	1	0	0	35	0	3	0	0	2	0	0	0
	0	1+	0	0	0	7+	0	0	0	0	1+	0	0	0
0332Z	0	0	1	0	0	9	0	6	3	2	0	0	1	0
	0	0	1+	0	0	12	0	1	1	2+	0	0	1-	0
	0	0	0	0	0	3-	0	6+	0	2+	0	0	0	0
03301	0	0	0	0	0	0	0	0	0	0	0	0	0	0
	0	0	0	0	0	0	0	0	0	0	0	0	0	0
	0	0	0	0	0	0	0	0	0	0	0	0	0	0
03302	0	0	1	0	0	9	0	6	3	2	0	0	1	0
	0	0	0	0	0	12	0	1	1	2+	0	0	2-	0
	0	0	1+	0	0	3-	0	6+	2+	2+	0	0	1-	0
034AL	0	11	11	1	0	116	2	96	21	6	123	0	0	9
	0	6	14	0	4	297	0	92	24	0	54	0	0	2
	0	5+	3-	1+	4-	91-	2+	4+	3-	6+	69+	0	0	7+
034PU	0	10	6	1	0	43	0	18	1	6	100	0	0	9
	0	1	6	0	2	94	0	19	4	0	22	0	0	0
	0	9+	0	1+	2-	31-	0	1-	5-	6+	78+	0	0	9+
03450	0	7	4	1	0	35	0	18	1	6	92	0	0	0
	0	0	4	0	2-	70	0	17	0	0	15	0	0	0
	0	7+	0	1+	2-	35-	0	1+	6-	6+	77+	0	0	0
0345P	0	3	2	0	0	28	0	0	0	0	8	0	0	1
	0	1	2	0	0	24	0	2	0	0	7	0	0	0
	0	2+	0	0	0	4+	0	2-	0	0	1+	0	0	1+
0342Z	0	1	5	0	0	53	2	78	20	0	23	0	0	0
	0	5	8	0	2-	113	0	73	18	0	32	0	0	0
	0	4-	3-	0	2-	68-	2+	5+	2+	0	9-	0	0	2-
03401	0	0	0	0	0	27	0	61	20	0	6	0	0	0
	0	1	3	0	2	42	0	53	17	0	0	0	0	0
	0	1-	3-	0	2-	15-	0	8+	3+	0	6+	0	0	0
03402	0	1	5	0	0	26	2	17	0	0	17	0	0	0
	0	4	5	0	0	71	0	20	1	0	32	0	0	0
	0	3-	0	0	0	45-	2+	3-	1-	0	15-	0	0	2-
035AL	7	9	19	0	3	183	30	174	73	3	198	0	10	29
	7	4	22	1	1	230	16	195	43	3	240	0	29	31
	0	5+	3-	1-	2+	47-	14+	21-	30+	0	42-	0	19-	2-
035RU	3	0	4	0	3	64	0	10	2	0	79	0	0	6
	1	1	4	0	1	59	0	9	0	0	132	0	0	0
	2+	1-	0	0	2+	5+	0	1+	2+	0	53-	0	0	0
03550	3	0	3	0	2	34	0	4	2	0	40	0	0	2
	1	0	4	0	1	48	0	5	0	0	83	0	0	0
	2+	0	1-	0	1+	14-	0	1-	2+	0	43-	0	0	0
0355P	0	0	1	0	1	30	0	6	0	0	39	0	0	4
	0	1	0	0	0	11	0	4	0	0	49	0	0	4
	0	1-	1+	0	1+	19+	0	2+	0	0	10-	0	0	0
0352Z	4	9	15	0	0	119	30	164	71	3	119	0	10	23
	6	3	18	1	0	171	16	186	43	3	188	0	29	25
	2-	6+	3-	1-	0	52-	14+	22-	28+	0	11+	0	19-	2-
03501	4	9	15	0	0	117	30	162	71	3	117	0	10	23
	6	3	18	1	0	171	16	188	43	3	183	0	29	25
	2-	6+	3-	1-	0	54-	14+	18-	28+	0	14+	0	19-	2-
03502	0	0	0	0	0	0	0	0	0	0	0	0	0	0
	0	0	0	0	0	0	0	0	0	0	0	0	0	0
	0	0	0	0	0	0	0	0	0	0	0	0	0	0
03503	0	0	0	0	0	0	0	0	0	0	0	0	0	0
	0	0	0	0	0	0	0	0	0	0	0	0	0	0
	0	0	0	0	0	0	0	0	0	0	0	0	0	0
03504	0	0	0	0	0	0	0	0	0	0	0	0	0	0
	0	0	0	0	0	0	0	0	0	0	0	0	0	0
	0	0	0	0	0	0	0	0	0	0	0	0	0	0
03505	0	0	0	0	0	2	0	2	0	0	1	0	0	0
	0	0	0	0	0	0	0	6	0	0	0	0	0	0
	0	0	0	0	0	2+	0	4-	0	0	1+	0	0	0
03506	0	0	0	0	0	0	0	0	0	0	1	0	0	0
	0	0	0	0	0	0	0	0	0	0	5-	0	0	0
	0	0	0	0	0	0	0	0	0	0	4-	0	0	0
03508	0	0	0	0	0	0	0	0	0	0	0	0	0	0
	0	0	0	0	0	0	0	0	0	0	0	0	0	0
	0	0	0	0	0	0	0	0	0	0	0	0	0	0

# PART II ARRESTS

		PART II ARRESTS BY CHARGE AND AGENCY TYPE				ARSON	FORGERY	FRAUD	EMBEZZLE	STOLEN PROPERTY	VANDAL	ILLEGAL WEAPONS	
		JUVENILE	ADULTS	GRAND TOTAL	OTHER ASSAULTS								
*****													
PENDLETON CTY	TOTAL	86	7	127	134	18	2	1	34	0	2	3	32
	85	9	135	144	13	13	1	49	0	2	0	22	
	CHANGE	2-	8-	10-	5+	1-	0	15-	0	0	5-	10+	
*****													
	RURAL	86	7	127	134	18	1	1	34	0	2	3	32
	85	9	135	144	13	13	1	49	0	2	0	22	
	CHANGE	2-	8-	10-	5+	1-	0	15-	0	0	5-	10+	
	SHERIFF	86	3	65	68	6	0	33	0	0	0	27	
	85	6	74	80	4	0	0	45	0	0	3	14	
	CHANGE	3-	9-	12-	2+	0	0	12-	0	0	3-	13+	
	STATE POLICE	86	4	62	66	12	1	1	0	2	3	5	
	85	3	61	64	9	2	1	4	0	2	5	0	
	CHANGE	1+	1+	2+	3+	1-	0	3-	0	0	2-	3-	
	MUNICIPAL	86	0	0	0	0	0	0	0	0	0	0	
	85	0	0	0	0	0	0	0	0	0	0	0	
	CHANGE	0	0	0	0	0	0	0	0	0	0	0	
FRANKLIN PD	86	0	0	0	0	0	0	0	0	0	0	0	
	85	0	0	0	0	0	0	0	0	0	0	0	
	CHANGE	0	0	0	0	0	0	0	0	0	0	0	
*****													
PLEASANTS CTY	TOTAL	86	1	254	255	24	0	2	32	1	0	18	
	85	5	196	201	18	0	1	0	0	0	0	36	
	CHANGE	4-	98+	54+	6+	0	1+	31+	1+	0	0	18-	
*****													
	RURAL	86	1	140	141	17	0	1	31	1	0	17	
	85	5	101	106	11	0	0	0	0	0	0	36	
	CHANGE	4-	39+	35+	6+	0	1+	31+	1+	0	0	19-	
	SHERIFF	86	1	91	92	11	0	1	31	1	0	17	
	85	5	32	37	0	0	0	0	0	0	0	36	
	CHANGE	4-	59+	55+	11+	0	1+	31+	1+	0	0	19-	
	STATE POLICE	86	0	49	49	6	0	0	0	0	0	0	
	85	0	69	69	11	0	0	0	0	0	0	0	
	CHANGE	0	20-	20-	5-	0	0	0	0	0	0	0	
	MUNICIPAL	86	0	114	114	7	0	1	1	0	0	1	
	85	0	95	95	7	0	1	1	0	0	0	0	
	CHANGE	0	19+	19+	0	0	0	0	0	0	0	1+	
ST MARYS PD	86	0	114	114	7	0	1	1	0	0	0	1	
	85	0	95	95	7	0	1	1	0	0	0	0	
	CHANGE	0	19+	19+	0	0	0	0	0	0	0	1+	

		PART II ARRESTS BY CHARGE AND AGENCY TYPE				ARSON	FORGERY	FRAUD	EMBEZZLE	STOLEN PROPERTY	VANDAL	ILLEGAL WEAPONS	
		JUVENILE	ADULTS	GRAND TOTAL	OTHER ASSAULTS								
*****													
POCAHONTAS CTY	TOTAL	86	13	172	185	10	0	0	0	0	6	40	
	85	13	165	178	1	1	2	0	2	0	1	36	
	CHANGE	0	7+	7+	0	0	1-	2-	0	2-	5+	4+	
*****													
	RURAL	86	4	152	156	10	0	0	0	0	2	39	
	85	5	142	147	1	0	1	2	0	2	1	36	
	CHANGE	1-	10+	9+	9+	0	1-	2-	0	2-	1+	3+	
	SHERIFF	86	4	65	69	3	0	0	0	0	1	38	
	85	4	98	94	3	0	0	2	0	2	1	33	
	CHANGE	0	25-	25-	3+	0	0	2-	0	2-	0	5+	
	STATE POLICE	86	0	87	87	7	0	0	0	0	1	1	
	85	1	92	93	1	0	1	0	0	0	0	3	
	CHANGE	1-	35+	34+	6+	0	1-	0	0	0	1+	2-	
	MUNICIPAL	86	9	20	29	0	0	0	0	0	4	1	
	85	8	23	31	0	0	0	0	0	0	4	0	
	CHANGE	1+	3-	2-	0	0	0	0	0	0	0	1+	
MARLINTON PD	86	9	20	29	0	0	0	0	0	0	4	1	
	85	8	23	31	0	0	0	0	0	0	4	0	
	CHANGE	1+	3-	2-	0	0	0	0	0	0	0	1+	
*****													
PRESTON CTY	TOTAL	86	20	645	665	149	0	11	207	5	3	11	22
	85	27	592	619	145	2	3	175	4	10	30	50	
	CHANGE	7-	53+	46+	4+	2-	8+	32+	1+	7-	19-	28-	
*****													
	RURAL	86	10	532	542	114	0	8	207	5	3	6	21
	85	21	564	585	133	2	2	175	4	7	29	50	
	CHANGE	11-	32-	43-	19-	2-	6+	32+	1+	4-	23-	29-	
	SHERIFF	86	7	208	215	79	0	2	30	0	3	6	18
	85	20	363	383	104	2	1	54	4	6	29	50	
	CHANGE	13-	155-	168-	25-	2-	1+	24-	4-	3-	23-	32-	
	STATE POLICE	86	3	324	327	35	0	6	177	5	0	3	
	85	1	281	282	29	0	1	121	0	1	0	0	
	CHANGE	2+	123+	125+	6+	0	3+	56+	5+	1-	0	3+	
	MUNICIPAL	86	10	113	123	35	0	3	0	0	5	1	
	85	6	28	34	12	0	1	0	0	3	1	0	
	CHANGE	4+	85+	89+	23+	0	2+	0	0	3-	4+	1+	
KINGWOOD PD	86	10	83	93	22	0	2	0	0	0	3	1	
	85	6	27	33	12	0	1	0	0	3	1	0	
	CHANGE	4+	56+	60+	10+	0	1+	0	0	3-	4+	1+	



# PART II ARRESTS

	COML VICE	SEX OFFENSES	PART II NARCOTIC AND DRUG	GAMBLING	ARRESTS BY CHARGE FAMILY OFFENSES	DRIVING UND INFL	LIQUOR LAWS	AND AGENCY TYPE DRUNK-ENNESS	DISORD CONDUCT	VAGRANCY	OTHER OFFENSES	SUSPICION	CURFEW LOITER	RUN-AWAYS
036AL	0	2	0	0	0	25	0	9	0	0	7	0	0	0
	0	3	4	0	2	13	1	5	9	0	2	0	0	1
	0	1-	4-	0	2-	12+	1-	4+	9-	0	2-	0	0	1-
036RU	0	2	0	0	0	25	0	9	0	0	7	0	0	0
	0	3	4	0	2	13	1	5	9	0	2	0	0	1
	0	1-	4-	0	2-	12+	1-	4+	9-	0	2-	0	0	1-
03650	0	0	0	0	0	1	0	0	0	0	1	0	0	0
	0	0	0	0	2	0	0	1	9	0	1	0	0	1
	0	0	0	0	2-	1+	0	1-	9-	0	0	0	0	1-
0365P	0	2	0	0	0	24	0	9	0	0	6	0	0	0
	0	3	4	0	0	13	1	4	0	0	2	0	0	0
	0	1-	4-	0	0	11+	1-	5+	0	0	2-	0	0	0
0362Z	0	0	0	0	0	0	0	0	0	0	0	0	0	0
	0	0	0	0	0	0	0	0	0	0	0	0	0	0
	0	0	0	0	0	0	0	0	0	0	0	0	0	0
03601	0	0	0	0	0	0	0	0	0	0	0	0	0	0
	0	0	0	0	0	0	0	0	0	0	0	0	0	0
	0	0	0	0	0	0	0	0	0	0	0	0	0	0
037AL	0	0	5	0	1	59	13	53	6	2	39	0	0	0
	0	0	5+	0	1+	44	1	61	3	2	34	0	0	0
	0	0	5+	0	1+	13+	12+	8-	3+	0	5+	0	0	0
037RU	0	0	0	0	1	24	6	4	0	0	39	0	0	0
	0	0	0	0	1+	10	1	12	0	2	34	0	0	0
	0	0	0	0	1+	14+	5+	8-	0	2-	5+	0	0	0
03750	0	0	0	0	1	9	0	1	0	0	20	0	0	0
	0	0	0	0	1+	0	0	0	0	0	1+	0	0	0
	0	0	0	0	1+	9+	0	1+	0	0	19+	0	0	0
0375P	0	0	0	0	0	15	6	3	0	0	19	0	0	0
	0	0	0	0	0	10	1	12	0	2	33	0	0	0
	0	0	0	0	0	5+	5+	9-	0	2-	14-	0	0	0
0372Z	0	0	5	0	0	35	7	49	6	2	0	0	0	0
	0	0	5+	0	0	34	0	49	3	0	0	0	0	0
	0	0	5+	0	0	1+	7+	0	3+	2+	0	0	0	0
03701	0	0	5	0	0	35	7	49	6	2	0	0	0	0
	0	0	5+	0	0	34	0	49	3	2	0	0	0	0
	0	0	5+	0	0	1+	7+	0	3+	2+	0	0	0	0

	COML VICE	SEX OFFENSES	PART II NARCOTIC AND DRUG	GAMBLING	ARRESTS BY CHARGE FAMILY OFFENSES	DRIVING UND INFL	LIQUOR LAWS	AND AGENCY TYPE DRUNK-ENNESS	DISORD CONDUCT	VAGRANCY	OTHER OFFENSES	SUSPICION	CURFEW LOITER	RUN-AWAYS
038AL	0	0	3	0	0	53	0	35	5	0	26	0	7	0
	0	0	9	0	1	52	0	31	5	0	37	0	0	0
	0	0	4-	0	1-	1+	0	4+	0	0	11-	0	7+	0
038PU	0	0	2	0	0	47	0	31	0	0	25	0	0	0
	0	0	6	0	1	45	0	15	0	0	37	0	0	0
	0	0	4-	0	1-	2+	0	16+	0	0	12-	0	0	0
03850	0	0	0	0	0	18	0	6	0	0	3	0	0	0
	0	0	6	0	1	31	0	1	0	0	17	0	0	0
	0	0	6-	0	1-	13-	0	5+	0	0	14-	0	0	0
0385P	0	0	2	0	0	29	0	25	0	0	22	0	0	0
	0	0	0	0	0	14	0	14	0	0	20	0	0	0
	0	0	2+	0	0	15+	0	11+	0	0	2+	0	0	0
0382Z	0	0	1	0	0	6	0	4	5	0	1	0	7	0
	0	0	3	0	0	7	0	16	5	0	0	0	0	0
	0	0	2-	0	0	1-	0	12-	0	0	1+	0	7+	0
03801	0	0	1	0	0	6	0	4	5	0	1	0	7	0
	0	0	3	0	0	7	0	16	5	0	0	0	0	0
	0	0	2-	0	0	1-	0	12-	0	0	1+	0	7+	0
039AL	0	1	15	0	6	86	1	12	0	0	132	0	0	4
	0	5	16	0	11	78	0	15	0	0	72	0	0	3
	0	4-	1-	0	5-	8+	1+	3-	0	0	60+	0	0	1+
039RU	0	1	7	0	6	45	0	2	0	0	113	0	0	4
	0	5	16	0	10	72	0	11	0	0	46	0	0	3
	0	4-	9-	0	4-	27-	0	9-	0	0	47+	0	0	1+
03950	0	1	1	0	6	25	0	2	0	0	38	0	0	4
	0	2	15	0	10	52	0	8	0	0	43	0	0	3
	0	1-	14-	0	4-	27-	0	6-	0	0	5-	0	0	1+
0395P	0	0	6	0	0	20	0	0	0	0	75	0	0	0
	0	3	1	0	0	20	0	0	0	0	23	0	0	0
	0	3-	5+	0	0	0	0	3-	0	0	52+	0	0	0
0392Z	0	0	8	0	0	41	1	10	0	0	19	0	0	0
	0	0	0	0	1	6	0	4	0	0	6	0	0	0
	0	0	8+	0	1-	35+	1+	6+	0	0	13+	0	0	0
03901	0	0	7	0	0	30	1	9	0	0	16	0	0	0
	0	0	0	0	1	5	0	4	0	0	6	0	0	0
	0	0	7+	0	1-	25+	1+	5+	0	0	10+	0	0	0

# PART II ARRESTS

		PART II ARRESTS BY CHARGE AND			AGENCY TYPE	ARSON	FORGERY	FRAUD	EMBEZZLE	STOLEN	VANDAL	ILLEGAL
		JUVENILE	ADULTS	GRAND	OTHER					PROPERTY		WEAPONS
				TOTAL	ASSAULTS							
TERRA ALTA PD	86	0	30	30	13	0	1	0	0	0	0	0
	85	0	0	0	0	0	0	0	0	0	0	0
	CHANGE	0	30+	30+	13+	0	1+	0	0	0	0	0
RONLESBURG PD	86	0	0	0	0	0	0	0	0	0	0	0
	85	0	0	0	0	0	0	0	0	0	0	0
	CHANGE	0	0	0	0	0	0	0	0	0	0	0
MASONTOWN PD	86	0	0	0	0	0	0	0	0	0	0	0
	85	0	1	1	0	0	0	0	0	0	0	0
	CHANGE	0	1-	1-	0	0	0	0	0	0	0	0
NENBURG PD	86	0	0	0	0	0	0	0	0	0	0	0
	85	0	0	0	0	0	0	0	0	0	0	0
	CHANGE	0	0	0	0	0	0	0	0	0	0	0
TUNNELTON PD	86	0	0	0	0	0	0	0	0	0	0	0
	85	0	0	0	0	0	0	0	0	0	0	0
	CHANGE	0	0	0	0	0	0	0	0	0	0	0
*****												
PUTNAM CTY	TOTAL	86	10	676	686	71	1	27	4	6	3	49
	85	4	787	791	98	1	13	9	1	3	1	73
	CHANGE	4+	111-	105-	19-	0	14+	5-	1-	3+	2+	24-
*****												
	RURAL	86	6	554	560	59	1	27	4	6	2	46
	85	2	736	738	88	1	13	9	1	3	1	72
	CHANGE	4+	182-	178-	29-	0	14+	5-	1-	3+	1+	26-
	SHERIFF	86	4	494	498	35	0	26	0	5	0	42
	85	2	672	674	81	1	13	4	0	3	0	78
	CHANGE	2+	178-	176-	26-	1-	13+	4-	0	2+	0	28-
	STATE POLICE	86	2	60	62	4	1	1	4	1	2	4
	85	0	64	64	7	0	0	5	1	0	1	2
	CHANGE	2+	4-	2-	3-	1+	1+	1-	1-	1+	1+	2+
	MUNICIPAL	86	4	122	126	12	0	0	0	0	1	3
	85	2	91	93	2	0	0	0	0	0	0	1
	CHANGE	2+	71+	73+	10+	0	0	0	0	0	1+	2+
	HURRICANE PD	86	3	86	89	12	0	0	0	0	0	2
	85	2	91	93	2	0	0	0	0	0	0	1
	CHANGE	1+	35+	36+	10+	0	0	0	0	0	0	1+
	ELEANOR PD	86	0	0	0	0	0	0	0	0	0	0
	85	0	0	0	0	0	0	0	0	0	0	0
	CHANGE	0	0	0	0	0	0	0	0	0	0	0
	POCA PD	86	1	36	37	0	0	0	0	0	1	1
	85	0	0	0	0	0	0	0	0	0	0	0
	CHANGE	1+	36+	37+	0	0	0	0	0	0	1+	1+
*****												
		PART II ARRESTS BY CHARGE AND			AGENCY TYPE	ARSON	FORGERY	FRAUD	EMBEZZLE	STOLEN	VANDAL	ILLEGAL
		JUVENILE	ADULTS	GRAND	OTHER					PROPERTY		WEAPONS
				TOTAL	ASSAULTS							
BANCROFT PD	86	0	0	0	0	0	0	0	0	0	0	0
	85	0	0	0	0	0	0	0	0	0	0	0
	CHANGE	0	0	0	0	0	0	0	0	0	0	0
*****												
RALEIGH CTY	TOTAL	86	128	2026	2194	334	7	33	578	5	17	116
	85	159	2572	2731	399	2	44	802	1	14	106	89
	CHANGE	31-	546-	577-	65-	5+	11-	224-	2+	3+	10+	6-
*****												
	RURAL	86	28	1578	1606	321	6	19	573	1	13	75
	85	24	1807	1831	343	1	28	779	1	10	78	66
	CHANGE	4+	229-	225-	22-	5+	9-	206-	0	3+	5+	6+
	SHERIFF	86	9	1465	1474	389	4	14	570	0	10	60
	85	12	1684	1696	333	1	13	776	1	4	68	61
	CHANGE	3-	219-	222-	24-	3+	1+	206-	1-	6+	8-	7+
	STATE POLICE	86	19	113	132	12	2	5	3	1	3	15
	85	12	123	135	10	0	15	3	0	6	2	3
	CHANGE	7+	10-	3-	2+	2+	10-	0	1+	3-	13+	1-
	MUNICIPAL	86	100	448	548	13	1	14	5	2	4	41
	85	135	765	900	36	1	16	23	0	4	36	29
	CHANGE	35-	317-	352-	43-	0	2-	18-	2+	0	5+	12-
	BECKLEY PD	86	87	323	410	2	1	13	3	1	34	13
	85	131	568	691	50	1	16	23	0	4	33	27
	CHANGE	44-	237-	281-	48-	0	3-	10-	2+	3-	1+	14-
	LESTER PD	86	3	13	16	1	0	0	0	0	0	0
	85	1	33	34	0	0	0	0	0	0	0	0
	CHANGE	2+	20-	18-	1+	0	0	0	0	0	0	0
	MABSCOTT PD	86	10	38	48	9	0	1	0	0	3	0
	85	1	57	58	2	0	0	0	0	0	0	1
	CHANGE	9+	19-	10-	7+	0	1+	0	0	3+	5+	1-
	SOPHIA PD	86	0	68	68	1	0	0	0	0	0	4
	85	2	115	117	4	0	0	0	0	0	3	1
	CHANGE	2-	47-	49-	3-	0	0	0	0	0	3-	3+
	RHODELL PD	86	0	6	6	0	0	0	0	0	2	0
	85	0	0	0	0	0	0	0	0	0	0	0
	CHANGE	0	6+	6+	0	0	0	0	0	0	2+	0
*****												
RANDOLPH CTY	TOTAL	86	53	791	844	59	2	3	83	0	3	18
	85	29	863	892	44	0	10	258	2	0	15	51
	CHANGE	24+	72-	48-	15+	2+	7-	165-	2-	5+	3+	17-

# PART II ARRESTS

COMPL VICE	SEX OFFENSES	PART II		ARRESTS BY CHARGE			AND AGENCY TYPE		DISORD CONDUCT	VAGRANCY	OTHER OFFENSES	SUSPICION	CURFEW LOITER	RUN-AWAYS
		MARCOTIC AND DRUG	GAMBLING	FAMILY OFFENSES	DRIVING UND INFL	LIQUOR LAWS	DRUNK-ENNESS							
03902	0	0	1	0	0	11	0	1	0	0	3	0	0	0
	0	0	1+	0	0	11+	0	1+	0	0	3+	0	0	0
03903	0	0	0	0	0	0	0	0	0	0	0	0	0	0
	0	0	0	0	0	0	0	0	0	0	0	0	0	0
03904	0	0	0	0	0	0	0	0	0	0	0	0	0	0
	0	0	0	0	0	1	0	0	0	0	0	0	0	0
	0	0	0	0	0	1-	0	0	0	0	0	0	0	0
03905	0	0	0	0	0	0	0	0	0	0	0	0	0	0
	0	0	0	0	0	0	0	0	0	0	0	0	0	0
	0	0	0	0	0	0	0	0	0	0	0	0	0	0
03906	0	0	0	0	0	0	0	0	0	0	0	0	0	0
	0	0	0	0	0	0	0	0	0	0	0	0	0	0
	0	0	0	0	0	0	0	0	0	0	0	0	0	0
*****														
040AL	0	1	12	0	0	113	1	47	10	0	341	0	0	0
	0	4	10	0	0	93	37	48	10	0	397	0	0	1
	0	3-	2+	0	0	20+	36-	1-	0	0	36-	0	0	1-
*****														
040RU	0	1	11	0	0	58	1	19	0	0	325	0	0	0
	0	4	9	0	0	76	37	34	0	0	390	0	0	0
	0	3-	2+	0	0	18-	36-	15-	0	0	69-	0	0	0
04050	0	1	6	0	0	36	1	13	0	0	313	0	0	0
	0	3	7	0	0	93	37	25	0	0	373	0	0	0
	0	2-	1-	0	0	19-	36-	12-	0	0	62-	0	0	0
0405P	0	0	5	0	0	22	0	6	0	0	12	0	0	0
	0	1	2	0	0	21	0	9	0	0	15	0	0	0
	0	1-	3+	0	0	1+	0	3-	0	0	3-	0	0	0
040ZZ	0	0	1	0	0	95	0	28	10	0	16	0	0	0
	0	0	1	0	0	17	0	14	10	0	7	0	0	1
	0	0	0	0	0	38+	0	14+	0	0	9+	0	0	1-
04001	0	0	1	0	0	25	0	25	8	0	16	0	0	0
	0	0	1	0	0	17	0	14	10	0	7	0	0	1
	0	0	0	0	0	8+	0	11+	2-	0	9+	0	0	1-
04003	0	0	0	0	0	0	0	0	0	0	0	0	0	0
	0	0	0	0	0	0	0	0	0	0	0	0	0	0
	0	0	0	0	0	0	0	0	0	0	0	0	0	0
04004	0	0	0	0	0	30	0	3	2	0	0	0	0	0
	0	0	0	0	0	0	0	0	0	0	0	0	0	0
	0	0	0	0	0	30+	0	3+	2+	0	0	0	0	0
*****														
04005	0	0	0	0	0	0	0	0	0	0	0	0	0	0
	0	0	0	0	0	0	0	0	0	0	0	0	0	0
	0	0	0	0	0	0	0	0	0	0	0	0	0	0
*****														
041AL	0	18	50	10	22	290	4	256	11	0	279	0	23	14
	5	24	94	31	15	399	10	370	32	1	236	0	23	8
	5-	6-	44-	21-	7+	109-	6-	114-	21-	1-	23+	0	0	6+
*****														
041RU	0	13	19	1	22	166	1	28	0	0	271	0	0	5
	2	13	36	10	13	212	3	61	0	0	179	0	0	4
	2-	0	17-	9-	9+	46-	2-	33-	0	0	92+	0	0	1+
04150	0	13	16	1	22	127	0	20	0	0	240	0	0	0
	0	13	30	6	13	170	0	55	0	0	192	0	0	0
	0	0	14-	5-	9+	43-	0	35-	0	0	88+	0	0	0
0415P	0	0	3	0	0	39	1	8	0	0	31	0	0	3
	2	0	6	4	0	42	1	6	0	0	27	0	0	4
	2-	0	3-	4-	0	3-	2-	2+	0	0	4+	0	0	1+
041ZZ	0	3	31	9	0	124	3	228	11	0	8	0	23	9
	3	11	58	21	2	187	7	389	32	1	77	0	23	4
	3-	6-	27-	12-	2-	63-	4-	81-	21-	1-	69-	0	0	3+
04101	0	9	30	9	0	104	0	162	0	0	5	0	22	2
	3	11	56	21	2	111	7	198	24	1	76	0	23	4
	3-	6-	26-	12-	2-	7-	7-	36-	24-	1-	71-	0	1-	2-
04102	0	0	0	0	0	0	0	12	0	0	0	0	0	3
	0	0	0	0	0	2	0	28	4	0	0	0	0	0
	0	0	0	0	0	2-	0	16-	4-	0	0	0	0	3+
04103	0	0	0	0	0	8	0	13	1	0	3	0	1	4
	0	0	0	0	0	39	0	15	0	0	1	0	0	4
	0	0	0	0	0	31-	0	2-	1+	0	2+	0	1+	4+
04104	0	0	1	0	0	12	3	41	6	0	0	0	0	0
	0	0	2	0	0	35	0	68	4	0	0	0	0	0
	0	0	1-	0	0	23-	3+	27-	2+	0	0	0	0	0
04105	0	0	0	0	0	0	0	0	4	0	0	0	0	0
	0	0	0	0	0	0	0	0	4+	0	0	0	0	0
	0	0	0	0	0	0	0	0	4+	0	0	0	0	0
*****														
042AL	1	5	9	0	0	194	4	245	62	1	109	0	0	0
	0	7	7	0	0	144	0	169	34	0	151	0	0	0
	1+	2-	2+	0	0	58+	4+	76+	28+	1+	42-	0	2-	2+

# PART II ARRESTS

		PART II ARRESTS BY CHARGE AND AGENCY TYPE				ARSON	FORGERY	FRAUD	EMBEZZLE	STOLEN PROPERTY	VANDAL	ILLEGAL WEAPONS
		JUVENILE	ADULTS	GRAND TOTAL	OTHER ASSAULTS							
RURAL	86	18	426	444	9	2	1	85	0	5	4	23
	85	15	569	584	18	0	0	248	2	0	7	44
	CHANGE	3+	139-	136-	9-	2+	7-	163-	2-	5+	3-	19-
SHERIFF	86	5	174	179	0	2	0	0	0	3	0	23
	85	1	152	153	1	0	1	0	0	0	0	19
	CHANGE	4+	22+	26+	1-	2+	1-	0	0	3+	0	16-
STATE POLICE	86	13	292	265	9	0	1	85	0	2	4	2
	85	14	413	427	17	0	7	248	0	0	7	5
	CHANGE	1-	161-	162-	8-	0	6-	163-	2-	2+	3-	3-
MUNICIPAL	86	35	369	400	50	0	2	0	0	0	14	9
	85	14	298	312	26	0	2	0	0	0	8	7
	CHANGE	21+	67+	88+	24+	0	0	2-	0	0	6+	2+
ELKINS PD	86	35	369	400	50	0	2	0	0	0	14	9
	85	14	298	312	26	0	2	0	0	0	8	7
	CHANGE	21+	67+	88+	24+	0	0	2-	0	0	6+	2+
MILL CREEK PD	86	0	0	0	0	0	0	0	0	0	0	0
	85	0	0	0	0	0	0	0	0	0	0	0
	CHANGE	0	0	0	0	0	0	0	0	0	0	0
RITCHIE CTY	TOTAL	86	33	215	248	32	1	3	0	1	19	34
	85	13	182	195	21	0	0	0	0	0	8	17
	CHANGE	20+	33+	55+	11+	1+	3+	0	0	1+	11+	17+

RURAL	86	10	140	150	22	1	1	0	0	0	7	32
	85	4	98	102	10	0	0	0	0	0	3	15
	CHANGE	6+	42+	48+	12+	1+	1+	0	0	0	4+	17+
SHERIFF	86	4	63	67	11	1	0	0	0	0	5	25
	85	0	46	46	7	0	0	0	0	0	2	15
	CHANGE	4+	17+	21+	4+	1+	0	0	0	0	3+	10+
STATE POLICE	86	6	77	83	11	0	1	0	0	0	2	7
	85	4	52	56	3	0	0	0	0	0	1	0
	CHANGE	2+	25+	27+	8+	0	1+	0	0	0	1+	7+
MUNICIPAL	86	23	75	98	10	0	2	0	0	1	12	2
	85	9	84	93	11	0	0	0	0	1	7	0
	CHANGE	14+	9-	5+	1-	0	2+	0	0	1+	7+	0
HARRISVILLE PD	86	11	39	50	5	0	0	0	0	1	3	1
	85	5	39	44	5	0	0	0	0	0	1	1
	CHANGE	6+	0	6+	0	0	0	0	0	1+	2+	0

		PART II ARRESTS BY CHARGE AND AGENCY TYPE				ARSON	FORGERY	FRAUD	EMBEZZLE	STOLEN PROPERTY	VANDAL	ILLEGAL WEAPONS	
		JUVENILE	ADULTS	GRAND TOTAL	OTHER ASSAULTS								
PENNSBORO PD	86	12	36	48	5	0	2	0	0	0	9	1	
	85	4	45	49	6	0	0	0	0	0	4	1	
	CHANGE	8+	9-	1-	1-	0	2+	0	0	0	5+	0	
CAIRO PD	86	0	0	0	0	0	0	0	0	0	0	0	
	85	0	0	0	0	0	0	0	0	0	0	0	
	CHANGE	0	0	0	0	0	0	0	0	0	0	0	
ROANE CTY	TOTAL	86	3	259	262	23	2	11	0	1	7	41	
	85	3	260	263	17	0	2	17	0	4	6	32	
	CHANGE	0	1-	1-	6+	2+	2-	6-	0	3-	1+	9+	
RURAL	86	2	175	177	12	2	0	11	0	1	2	41	
	85	3	207	210	8	2	2	17	0	4	5	31	
	CHANGE	1-	32-	33-	4+	2+	2-	6-	0	3-	3-	10+	
SHERIFF	86	2	130	132	6	2	0	10	0	1	0	41	
	85	3	153	156	7	0	0	13	0	2	3	30	
	CHANGE	1-	23-	24-	1-	2+	0	3-	0	1-	3-	11+	
STATE POLICE	86	0	45	45	6	0	0	1	0	0	2	0	
	85	0	54	54	1	0	2	4	0	2	2	1	
	CHANGE	0	9-	9-	5+	0	2-	3-	0	2-	0	1-	
MUNICIPAL	86	1	84	85	11	0	0	0	0	0	5	0	
	85	0	53	53	9	0	0	0	0	0	1	1	
	CHANGE	1+	31+	32+	2+	0	0	0	0	0	4+	1-	
SPENCER PD	86	1	84	85	11	0	0	0	0	0	5	0	
	85	0	53	53	9	0	0	0	0	0	1	1	
	CHANGE	1+	31+	32+	2+	0	0	0	0	0	4+	1-	
SUMMERS CTY	TOTAL	86	13	1183	1196	123	0	8	33	0	11	19	49
	85	11	936	947	159	6	4	30	0	11	13	48	
	CHANGE	2+	247+	249+	36-	6-	4+	3+	0	0	6+	1+	
RURAL	86	5	381	386	63	0	5	33	0	9	0	35	
	85	1	437	438	108	3	4	30	0	8	10	33	
	CHANGE	4+	56-	52-	45-	3-	1+	3+	0	1+	2-	2+	
SHERIFF	86	2	206	208	35	0	0	0	0	5	0	31	
	85	0	235	235	62	0	0	0	0	0	0	21	
	CHANGE	2+	29-	27-	27-	0	0	0	0	4+	0	10+	
STATE POLICE	86	3	175	178	28	0	5	33	0	4	0	4	
	85	1	202	203	46	3	4	30	0	7	10	12	
	CHANGE	2+	27-	25-	18-	3-	1+	3+	0	3-	2-	8-	

# PART II ARRESTS

	COML VICE	SEX OFFENSES	PART II NARCOTIC AND DRUG	GAMBLING	ARRESTS BY FAMILY OFFENSES	DRIVING UND INFL	LIQUOR LAWS	AGENCY TYPE DRUNK-ENNESS	DISORD CONDUCT	VAGRANCY	OTHER OFFENSES	SUSPICION	CURFEM LOITER	RUN-AWAYS
042RU	1 0 1+	4 0 4+	9 7 2+	0 0 0	0 0 0	127 82 45+	4 0 4+	95 21 44+	0 0 0	0 0 0	65 102 41-	0 0 0	0 1- 0	0 0 2+
042SU	0 0 0	2 0 2+	3 0 3+	0 0 0	0 0 0	23 38 15-	0 0 0	75 31 44+	0 0 0	0 0 0	48 43 3+	0 0 0	0 0 0	0 0 0
042SP	1 0 1+	2 0 2+	6 7 1-	0 0 0	0 0 0	194 44 60+	4 0 4+	29 29 0	0 0 0	0 0 0	17 63 46-	0 0 0	0 1- 0	0 4 2+
0422Z	0 0 0	1 7 6-	0 0 0	0 0 0	0 0 0	47 62 5+	0 0 0	190 118 32+	62 34 28+	1 0 1+	44 43 1-	0 0 0	0 1- 0	0 0 0
04201	0 0 0	1 7 6-	0 0 0	0 0 0	0 0 0	47 42 5+	0 0 0	150 118 32+	62 34 28+	1 0 1+	44 43 1-	0 0 0	0 1- 0	0 0 0
04202	0 0 0	0 0 0	0 0 0	0 0 0	0 0 0	0 0 0	0 0 0	0 0 0	0 0 0	0 0 0	0 0 0	0 0 0	0 0 0	0 0 0
043AL	0 0 0	2 2 0	4 21 17-	1 0 1+	3 2 1+	39 32 13-	1 1 0	36 31 9+	3 2 0	0 0 0	46 16 30+	0 0 0	1 0 0	2 2 0
043RU	0 0 0	2 1 1+	4 21 17-	1 0 1+	3 1 2+	24 32 8-	1 0 1+	24 11 13+	0 1 1-	0 0 0	26 7 19+	0 0 0	0 0 0	2 0 2+
043SU	0 0 0	0 0 0	4 7 3-	0 0 0	2 1 1+	7 12 5-	0 0 0	1 0 1+	0 0 0	0 0 0	11 2 9+	0 0 0	0 0 0	0 0 0
043SP	0 0 0	2 1 1+	0 14 14-	1 0 1+	1 0 1+	17 20 3-	1 0 1+	23 11 12+	0 1 1-	0 0 0	15 9 10+	0 0 0	0 0 0	2 0 2+
0432Z	0 0 0	0 1 1-	0 0 0	0 0 0	0 1 1-	15 20 5-	0 1 1-	32 40 8-	3 0 3+	0 0 0	20 9 11+	0 0 0	1 0 0	0 2- 0
04301	0 0 0	0 1 1-	0 0 0	0 0 0	0 1 1-	8 6 2+	0 0 0	17 21 4-	1 0 1+	0 0 0	14 7 7+	0 0 0	0 0 0	0 1- 0
04302	0 0 0	0 0 0	0 0 0	0 0 0	0 0 0	7 14 7-	0 1 1-	15 19 4-	2 2 2+	0 0 0	6 2 4+	0 0 0	1 1 0	0 1- 0
04303	0 0 0	0 0 0	0 0 0	0 0 0	0 0 0	0 0 0	0 0 0	0 0 0	0 0 0	0 0 0	0 0 0	0 0 0	0 0 0	0 0 0
044AL	0 0 0	9 8 1+	6 12 6-	0 0 0	0 1 1-	28 45 17-	0 0 0	77 54 23+	0 2 0	0 0 0	57 63 6-	0 0 0	0 0 0	0 0 0
044RU	0 0 0	9 7 2+	6 11 5-	0 0 0	0 1 1-	19 34 15-	0 0 0	32 27 5+	0 0 0	0 0 0	42 43 21-	0 0 0	0 0 0	0 0 0
044SU	0 0 0	3 2 1+	5 10 5-	0 0 0	0 0 0	6 17 11-	0 0 0	23 10 13+	0 0 0	0 0 0	35 62 27-	0 0 0	0 0 0	0 0 0
044SP	0 0 0	6 5 1+	1 1 0	0 0 0	0 1 1-	13 17 4-	0 0 0	9 17 8-	0 0 0	0 0 0	7 1 6+	0 0 0	0 0 0	0 0 0
0442Z	0 0 0	0 1 1-	0 1 1-	0 0 0	0 0 0	9 11 2-	0 0 0	45 27 18+	0 2 2-	0 0 0	15 8 15+	0 0 0	0 0 0	0 0 0
04401	0 0 0	0 1 1-	0 1 1-	0 0 0	0 0 0	9 11 2-	0 0 0	45 27 18+	0 2 2-	0 0 0	15 8 15+	0 0 0	0 0 0	0 0 0
045AL	0 0 0	6 5 1+	14 19 5-	4 0 4+	0 0 0	121 111 18+	10 8 2+	387 197 198+	60 34 6+	1 2 1-	350 280 70+	0 0 0	0 0 0	0 0 0
045RU	0 0 0	2 4 2-	11 17 6-	2 0 2+	0 0 0	60 59 1+	1 2 1-	22 17 5+	7 11 4-	0 2 2-	126 130 2-	0 0 0	0 0 0	0 0 0
045SU	0 0 0	1 0 1+	7 7 0	0 0 0	0 0 0	34 32 2+	1 1 0	16 7 9+	0 0 0	0 2 2-	78 102 24-	0 0 0	0 0 0	0 0 0
045SP	0 0 0	1 4 3-	6 10 6-	2 0 2+	0 0 0	26 27 1-	0 1 1-	6 10 4-	7 11 4-	0 0 0	30 28 22+	0 0 0	0 0 0	0 0 0

# PART II ARRESTS

		PART II ARRESTS BY CHARGE AND AGENCY TYPE			ARSON	FORGERY	FRAUD	EMBEZZLE	STOLEN PROPERTY	VANDAL	ILLEGAL WEAPONS
		JUVENILE	ADULTS	GRAND TOTAL	OTHER ASSAULTS						
MUNICIPAL	86	8	802	810	60	3	0	0	2	11	14
	85	10	499	509	51	0	0	0	3	3	15
	CHANGE	2-	303+	301+	9+	3-	3+	0	1-	8+	1-
HINTON PD	86	8	802	810	60	3	0	0	2	11	14
	85	10	499	509	51	0	0	0	3	3	15
	CHANGE	2-	303+	301+	9+	3-	3+	0	1-	8+	1-
*****											
TAYLOR CTY	TOTAL	86	17	297	314	26	2	0	1	5	18
	85	4	278	284	66	1	1	0	1	8	12
	CHANGE	11+	19+	30+	20-	1-	1+	0	0	3-	6+
*****											
RURAL	86	1	193	194	17	0	2	0	1	4	17
	85	2	172	174	38	0	1	0	1	4	7
	CHANGE	1-	21+	20+	21-	0	1+	0	0	0	10+
SHERIFF	86	1	182	183	17	0	2	0	1	4	16
	85	2	147	149	34	0	1	0	0	4	6
	CHANGE	1-	35+	34+	17-	0	1+	0	1+	0	10+
STATE POLICE	86	0	11	11	0	0	0	0	0	0	1
	85	0	25	25	4	0	0	0	1	0	1
	CHANGE	0	14-	14-	4-	0	0	0	1-	0	0
MUNICIPAL	86	16	104	120	9	0	0	0	0	1	1
	85	4	106	110	8	1	0	0	0	4	5
	CHANGE	12+	2-	10+	1+	1-	0	0	0	3-	4-
GRAPTON PD	86	16	104	120	9	0	0	0	0	1	1
	85	4	106	110	8	1	0	0	0	4	5
	CHANGE	12+	2-	10+	1+	1-	0	0	0	3-	4-
FLEMINGTON PD	86	0	0	0	0	0	0	0	0	0	0
	85	0	0	0	0	0	0	0	0	0	0
	CHANGE	0	0	0	0	0	0	0	0	0	0
*****											
TUCKER CTY	TOTAL	86	10	246	256	34	2	87	2	11	33
	85	10	206	216	27	1	10	144	1	28	38
	CHANGE	0	40-	40-	7+	1+	2-	37-	1+	17-	5-
*****											
RURAL	86	10	230	240	34	0	8	87	2	11	33
	85	7	276	283	27	1	10	144	1	24	38
	CHANGE	3+	46-	43-	7+	1-	2-	37-	1+	13-	5-
SHERIFF	86	7	81	88	15	0	7	1	1	4	32
	85	7	75	82	9	1	0	14	1	8	33
	CHANGE	0	6+	6+	6+	1-	1-	13-	1-	4-	1-

		PART II ARRESTS BY CHARGE AND AGENCY TYPE			ARSON	FORGERY	FRAUD	EMBEZZLE	STOLEN PROPERTY	VANDAL	ILLEGAL WEAPONS
		JUVENILE	ADULTS	GRAND TOTAL	OTHER ASSAULTS						
STATE POLICE	86	3	149	152	19	0	1	86	2	0	7
	85	0	201	201	18	0	2	130	0	16	5
	CHANGE	3+	52-	49-	1+	0	1-	44-	2+	9-	4-
MUNICIPAL	86	0	16	16	0	2	0	0	0	0	0
	85	3	10	13	0	0	0	0	0	4	0
	CHANGE	3-	6+	3+	0	2+	0	0	0	4-	0
PARSONS PD	86	0	16	16	0	2	0	0	0	0	0
	85	0	8	8	0	0	0	0	0	1	0
	CHANGE	0	8+	8+	0	2+	0	0	0	1-	0
THOMAS PD	86	0	0	0	0	0	0	0	0	0	0
	85	0	0	0	0	0	0	0	0	0	0
	CHANGE	0	0	0	0	0	0	0	0	0	0
DAVIS PD	86	0	0	0	0	0	0	0	0	0	0
	85	3	2	5	0	0	0	0	0	3	0
	CHANGE	3-	2-	5-	0	0	0	0	0	3-	0
HAMBLETON PD	86	0	0	0	0	0	0	0	0	0	0
	85	0	0	0	0	0	0	0	0	0	0
	CHANGE	0	0	0	0	0	0	0	0	0	0
*****											
TYLER CTY	TOTAL	86	51	359	410	36	2	8	0	8	40
	85	51	314	365	31	0	14	19	3	18	29
	CHANGE	0	43+	43+	5+	2+	6-	11-	0	5+	13+
*****											
RURAL	86	30	205	235	22	2	0	8	0	8	37
	85	22	172	194	17	0	11	19	0	1	28
	CHANGE	8+	33+	41+	5+	2+	11-	11-	0	7+	8+
SHERIFF	86	29	192	221	22	2	0	5	0	8	37
	85	16	153	169	17	0	11	19	1	4	28
	CHANGE	13+	39+	52+	5+	2+	11-	14-	0	7+	11+
STATE POLICE	86	1	13	14	0	0	0	3	0	0	0
	85	6	19	25	0	0	0	0	0	3	0
	CHANGE	5-	6-	11-	0	0	0	3+	0	3-	0
MUNICIPAL	86	21	154	175	14	0	8	0	0	16	3
	85	29	142	171	14	0	3	0	2	11	1
	CHANGE	8-	12+	4+	0	0	5+	0	2-	3+	2+
PADEN CITY PD	86	14	74	88	2	0	0	0	0	8	0
	85	7	41	48	3	0	0	0	2	3	0
	CHANGE	7+	33+	48+	1-	0	0	0	0	2-	5+
SISTERSVILLE PD	86	3	78	81	12	0	0	0	0	0	3
	85	17	97	114	11	0	3	0	0	8	1
	CHANGE	14-	19-	33-	1+	0	3+	0	0	0	2+

# PART II ARRESTS

	COML VICE	SEX OFFENSES	NARCOTIC AND DRUG	PART II GAMBLING	ARRESTS BY FAMILY OFFENSES	CHARGE DRIVING UND INFL	AND LIQUOR LAWS	AGENCY TYPE DRUNK-ENNESS	DISORD CONDUCT	VAGRANCY	OTHER OFFENSES	SUSPICION	CURFEW LOITER	RUN-AWAYS
0452Z	0	4	3	2	0	61	9	365	53	1	222	0	0	0
	0	1	2	0	0	52	6	180	43	0	150	0	0	0
	0	3+	1+	2+	0	9+	3+	185+	10+	1+	72+	0	0	0
04501	0	4	3	2	0	61	9	365	53	1	222	0	0	0
	0	1	2	0	0	52	6	180	43	0	150	0	0	0
	0	3+	1+	2+	0	9+	3+	185+	10+	1+	72+	0	0	0
*****														
046AL	0	3	14	0	1	37	0	58	17	0	117	0	15	0
	0	1	18	2	9	39	0	54	13	0	87	0	15	0
	0	2+	4+	2-	8-	2-	0	4+	4+	0	30+	0	15+	0
*****														
046RU	0	3	13	0	1	33	0	37	0	0	66	0	0	0
	0	1	7	0	7	31	0	34	0	0	43	0	0	0
	0	2+	6+	0	6-	2+	0	3+	0	0	23+	0	0	0
04650	0	3	13	0	1	28	0	37	0	0	61	0	0	0
	0	1	4	0	7	28	0	32	0	0	40	0	0	0
	0	2+	9+	0	6-	8+	0	5+	0	0	21+	0	0	0
0465P	0	0	0	0	0	3	0	0	0	0	5	0	0	0
	0	0	3-	0	0	11	0	2-	0	0	3	0	0	0
	0	0	0	0	0	6-	0	0	0	0	2+	0	0	0
046ZZ	0	0	1	0	0	4	0	21	17	0	51	0	15	0
	0	0	3	2	2	8	0	20	13	0	44	0	4	0
	0	0	2-	2-	2-	4-	0	1+	4+	0	7+	0	15+	0
04601	0	0	1	0	0	4	0	21	17	0	51	0	15	0
	0	0	3	2	2	8	0	20	13	0	44	0	4	0
	0	0	2-	2-	2-	4-	0	1+	4+	0	7+	0	15+	0
06602	0	0	0	0	0	0	0	0	0	0	0	0	0	0
	0	0	0	0	0	0	0	0	0	0	0	0	0	0
	0	0	0	0	0	0	0	0	0	0	0	0	0	0
*****														
047AL	0	1	0	0	0	14	1	33	2	0	27	0	0	0
	0	3	3	0	0	6	0	8	0	0	27	0	0	0
	0	2-	3-	0	0	8+	1+	25+	2+	0	0	0	0	0
*****														
047RU	0	1	0	0	0	10	1	24	2	0	26	0	0	0
	0	3	3	0	0	5	0	1	0	0	26	0	0	0
	0	2-	3-	0	0	5+	1+	23+	2+	0	0	0	0	0
04750	0	0	0	0	0	4	1	17	2	0	4	0	0	0
	0	2	0	0	0	3	0	0	0	0	3	0	0	0
	0	2-	0	0	0	1+	1+	17+	2+	0	1+	0	0	0

	COML VICE	SEX OFFENSES	NARCOTIC AND DRUG	PART II GAMBLING	ARRESTS BY FAMILY OFFENSES	CHARGE DRIVING UND INFL	AND LIQUOR LAWS	AGENCY TYPE DRUNK-ENNESS	DISORD CONDUCT	VAGRANCY	OTHER OFFENSES	SUSPICION	CURFEW LOITER	RUN-AWAYS
0475P	0	1	0	0	0	6	0	7	0	0	22	0	0	0
	0	0	3-	0	0	2	0	1	0	0	23	0	0	0
	0	0	0	0	0	4+	0	6+	0	0	1-	0	0	0
047ZZ	0	0	0	0	0	4	0	9	0	0	1	0	0	0
	0	0	0	0	0	1	0	7	0	0	1	0	0	0
	0	0	0	0	0	3+	0	2+	0	0	0	0	0	0
04701	0	0	0	0	0	4	0	9	0	0	1	0	0	0
	0	0	0	0	0	1	0	6	0	0	0	0	0	0
	0	0	0	0	0	3+	0	3+	0	0	1+	0	0	0
04702	0	0	0	0	0	0	0	0	0	0	0	0	0	0
	0	0	0	0	0	0	0	0	0	0	0	0	0	0
	0	0	0	0	0	0	0	0	0	0	0	0	0	0
04704	0	0	0	0	0	0	0	0	0	0	0	0	0	0
	0	0	0	0	0	0	0	1	0	0	1	0	0	0
	0	0	0	0	0	0	0	1-	0	0	1-	0	0	0
04705	0	0	0	0	0	0	0	0	0	0	0	0	0	0
	0	0	0	0	0	0	0	0	0	0	0	0	0	0
	0	0	0	0	0	0	0	0	0	0	0	0	0	0
*****														
048AL	1	14	14	0	8	51	2	76	12	0	98	0	0	7
	0	4	7	0	11	52	2	86	19	2	61	0	0	7
	1+	12+	7+	0	3-	1-	0	10-	7-	2-	29+	0	0	0
*****														
048PU	1	9	10	0	5	20	2	43	1	0	48	0	0	4
	0	3	3	0	9	36	2	38	4	2	18	0	0	6
	1+	6+	7+	0	4-	16-	2+	13+	3-	2-	30+	0	0	2-
04850	1	9	10	0	5	13	2	41	1	0	46	0	0	4
	0	3	3	0	9	18	0	38	1	2	17	0	0	4
	1+	6+	7+	0	4-	5-	2+	11+	0	2-	29+	0	0	2-
0485P	0	0	0	0	0	7	0	2	0	0	2	0	0	0
	0	0	0	0	0	18	0	0	3	0	1	0	0	0
	0	0	0	0	0	11-	0	2+	3-	0	1+	0	0	0
048ZZ	0	7	4	0	3	31	0	33	11	0	42	0	0	3
	0	1	4	0	2	16	2	36	13	0	43	0	0	1
	0	6+	0	0	1+	15+	2-	23-	4-	0	1-	0	0	2+
04801	0	3	2	0	1	25	0	8	7	0	31	0	0	1
	0	0	1	0	2	7	2	16	4	0	24	0	0	1
	0	3+	1+	0	1-	10+	2-	8-	1+	0	25+	0	0	1+
04802	0	4	2	0	2	6	0	19	4	0	11	0	0	2
	0	1	3	0	0	6	0	38	9	0	33	0	0	1
	0	3+	1-	0	2+	0	0	19-	5-	0	22-	0	0	1+

# PART II ARRESTS

		PART II ARRESTS BY CHARGE AND			AGENCY TYPE	ARSON	FORGERY	FRAUD	EMBEZZLE	STOLEN	VANDAL	ILLEGAL
		JUVENILE	ADULTS	GRAND	OTHER					PROPERTY		WEAPONS
		TOTAL		TOTAL	ASSAULTS							
MIDDLEBOURNE PD	86	4	2	6	0	0	0	0	0	0	0	0
	85	4	2	6	0	0	0	0	0	0	0	0
	CHANGE	1-	2-	3-	0	0	0	0	0	0	0	0
FRIENDLY PD	86	0	0	0	0	0	0	0	0	0	0	0
	85	0	0	0	0	0	0	0	0	0	0	0
	CHANGE	0	0	0	0	0	0	0	0	0	0	0
*****												
UPSHUR CTY	TOTAL	86	65	1601	1466	119	11	818	0	0	10	35
	85	47	1594	1461	163	4	1	775	0	0	9	33
	CHANGE	18+	47+	65+	44-	7+	0	43+	0	0	1+	2+
*****												
	RURAL	86	40	1188	1228	69	9	818	0	0	0	33
	85	32	1253	1285	138	4	1	772	0	0	1	28
	CHANGE	8+	65-	57-	69-	5+	1+	46+	0	0	1-	5+
	SHERIFF	86	25	1111	1136	63	9	812	0	0	0	32
	85	25	1185	1210	129	4	1	752	0	0	0	26
	CHANGE	0	74-	74-	66-	5+	0	60+	0	0	0	6+
	STATE POLICE	86	15	77	92	6	0	6	0	0	0	1
	85	7	68	75	9	0	0	20	0	0	1	2
	CHANGE	8+	9+	17+	3-	0	1+	14-	0	0	1-	1-
	MUNICIPAL	86	25	413	438	50	2	0	0	0	10	2
	85	15	301	316	25	0	1	3	0	0	8	5
	CHANGE	10+	112+	122+	25+	2+	1-	3-	0	0	2+	3-
	BUCKHAMMON PD	86	25	413	438	50	2	0	0	0	10	2
	85	15	301	316	25	0	1	3	0	0	8	5
	CHANGE	10+	112+	122+	25+	2+	1-	3-	0	0	2+	3-
*****												
WAYNE CTY	TOTAL	86	74	1978	1652	154	0	10	69	2	20	58
	85	50	1438	1488	157	6	16	105	1	23	38	47
	CHANGE	24+	140+	164+	23-	6-	6-	36-	1+	3-	13-	11+
*****												
	RURAL	86	40	1088	1136	121	0	10	69	2	20	57
	85	28	1139	1167	151	6	16	105	1	23	33	47
	CHANGE	20+	51-	31-	30-	6-	6-	36-	1+	3-	8-	10+
	SHERIFF	86	20	624	644	77	0	6	64	0	5	17
	85	7	630	637	86	1	3	100	0	10	16	38
	CHANGE	13+	6-	7+	9-	1-	3+	36-	0	5-	1+	5+
	STATE POLICE	86	20	464	492	44	0	4	5	2	15	14
	85	21	509	530	65	5	13	5	1	13	17	9
	CHANGE	7+	45-	38-	21-	5-	9-	0	1+	2+	9-	5+
*****												
		PART II ARRESTS BY CHARGE AND			AGENCY TYPE	ARSON	FORGERY	FRAUD	EMBEZZLE	STOLEN	VANDAL	ILLEGAL
		JUVENILE	ADULTS	GRAND	OTHER					PROPERTY		WEAPONS
		TOTAL		TOTAL	ASSAULTS							
MUNICIPAL	86	26	498	516	15	0	0	0	0	0	0	1
	85	22	299	321	6	0	0	0	0	0	5	0
	CHANGE	4+	191+	195+	7+	0	0	0	0	0	5-	1+
CEREDO PD	86	0	102	102	3	0	0	0	0	0	0	0
	85	0	41	41	3	0	0	0	0	0	0	0
	CHANGE	0	61+	61+	0	0	0	0	0	0	0	0
KENOVA PD	86	17	341	358	7	0	0	0	0	0	0	0
	85	17	182	199	0	0	0	0	0	0	2	0
	CHANGE	0	159+	159+	7+	0	0	0	0	0	2-	0
WAYNE PD	86	0	26	26	0	0	0	0	0	0	0	0
	85	2	28	30	0	0	0	0	0	0	0	0
	CHANGE	2-	2-	4-	0	0	0	0	0	0	0	0
FORT GAY PD	86	9	21	30	3	0	0	0	0	0	0	1
	85	3	48	51	3	0	0	0	0	0	3	0
	CHANGE	6+	27-	21-	0	0	0	0	0	0	3-	1+
*****												
WEBSTER CTY	TOTAL	86	2	248	250	21	3	0	7	0	2	37
	85	5	339	344	44	1	1	10	0	2	5	37
	CHANGE	3-	91-	94-	23-	2+	1-	3-	0	1-	6-	3-
*****												
	RURAL	86	2	227	229	21	3	0	7	0	2	37
	85	3	294	297	43	1	1	10	0	2	5	39
	CHANGE	1-	67-	68-	22-	2+	1-	3-	0	0	6-	2-
	SHERIFF	86	2	136	138	6	0	0	0	0	0	33
	85	1	185	186	31	1	0	0	0	0	0	27
	CHANGE	1+	49-	48-	25-	1-	0	0	0	0	0	6+
	STATE POLICE	86	0	91	91	15	3	7	0	2	3	4
	85	2	109	111	12	0	1	10	0	2	9	12
	CHANGE	2-	18-	20-	3+	3+	1-	3-	0	0	6-	8-
	MUNICIPAL	86	0	21	21	0	0	0	0	0	0	0
	85	2	45	47	1	0	0	0	0	1	0	1
	CHANGE	2-	24-	26-	1-	0	0	0	0	1-	0	1-
WEBSTER SPRINGS PD	86	0	21	21	0	0	0	0	0	0	0	0
	85	2	44	46	1	0	0	0	0	1	0	1
	CHANGE	2-	23-	25-	1-	0	0	0	0	1-	0	1-
COMEN PD	86	0	0	0	0	0	0	0	0	0	0	0
	85	0	0	0	0	0	0	0	0	0	0	0
	CHANGE	0	0	0	0	0	0	0	0	0	0	0
CAMDEN-ON-GAULEY PD	86	0	0	0	0	0	0	0	0	0	0	0
	85	0	1	1	0	0	0	0	0	0	0	0
	CHANGE	0	1-	1-	0	0	0	0	0	0	0	0



# PART II ARRESTS

	COMPL VICE	SEX OFFENSES	PART II NARCOTIC AND DRUG	GAMBLING	ARRESTS BY CHARGE FAMILY OFFENSES	DRIVING UND INFL	LIQUOR LAWS	AGENCY TYPE DRUNK-ENNESS	DISORD CONDUCT	VAGRANCY	OTHER OFFENSES	SUSPICION	CURFEM LOITER	RUN-AWAYS
04803	0	0	0	0	0	0	0	6	0	0	0	0	0	0
	0	0	0	0	0	3	0	2	0	0	4	0	0	0
	0	0	0	0	0	3-	0	4+	0	0	4-	0	0	0
04804	0	0	0	0	0	0	0	0	0	0	0	0	0	0
	0	0	0	0	0	0	0	0	0	0	0	0	0	0
	0	0	0	0	0	0	0	0	0	0	0	0	0	0
049AL	0	2	4	0	2	159	4	177	74	0	236	0	0	14
	0	0	45	1	0	133	0	163	39	0	215	0	3	17
	0	2+	41-	1-	2+	26+	4+	14+	35+	0	21+	0	3-	3-
049RU	0	0	3	0	2	58	0	49	0	0	172	0	0	14
	0	0	37	0	0	70	0	47	0	0	168	0	3	17
	0	0	34-	0	2+	12-	0	2+	0	0	4+	0	3-	3-
049SD	0	0	2	0	0	36	0	33	0	0	135	0	0	14
	0	0	35	0	0	59	0	41	0	0	148	0	3	17
	0	0	33-	0	0	19-	0	8-	0	0	13-	0	3-	3-
049SP	0	0	1	0	2	22	0	16	0	0	37	0	0	0
	0	0	2	0	0	15	0	6	0	0	20	0	0	0
	0	0	1-	0	2+	7+	0	10+	0	0	17+	0	0	0
049ZZ	0	2	1	0	0	101	4	128	74	0	64	0	0	0
	0	0	7	1	0	93	0	116	39	0	47	0	0	0
	0	2+	7-	1-	0	38+	4+	12+	35+	0	17+	0	0	0
04901	0	2	1	0	0	101	4	128	74	0	64	0	0	0
	0	0	8	1	0	43	0	114	39	0	47	0	0	0
	0	2+	7-	1-	0	38+	4+	12+	35+	0	17+	0	0	0
050AL	0	7	51	0	5	337	2	439	12	6	460	0	0	15
	0	2	42	6	5	211	17	416	54	0	342	0	0	0
	0	5+	9+	6-	0	126+	15-	23+	42-	6+	118+	0	0	15+
050RU	0	7	40	0	5	165	0	262	0	0	344	0	0	9
	0	2	38	6	5	157	17	290	0	0	270	0	0	0
	0	5+	2+	6-	0	8+	17-	28-	0	0	74+	0	0	9+
050SO	0	3	25	0	4	124	0	161	0	0	108	0	0	7
	0	0	23	6	4	118	17	147	0	0	68	0	0	0
	0	3+	2+	6-	0	6+	17-	14+	0	0	40+	0	0	7+
050SP	0	4	15	0	1	41	0	101	0	0	236	0	0	2
	0	2	15	0	1	39	0	143	0	0	202	0	0	0
	0	2+	0	0	0	2+	0	42-	0	0	34+	0	0	2+
050ZZ	0	0	11	0	0	172	2	177	12	6	116	0	0	6
	0	0	4	0	0	54	0	126	54	0	72	0	0	0
	0	0	7+	0	0	118+	2+	51+	42-	6+	44+	0	0	4+
05001	0	0	1	0	0	60	0	38	0	0	0	0	0	0
	0	0	1	0	0	11	0	12	10	0	4	0	0	0
	0	0	0	0	0	49+	0	26+	18-	0	4-	0	0	0
05002	0	0	10	0	0	97	0	113	8	6	115	0	0	2
	0	0	0	0	0	37	0	62	33	0	65	0	0	0
	0	0	10+	0	0	60+	0	51+	25-	6+	50+	0	0	2+
05003	0	0	0	0	0	12	1	13	0	0	0	0	0	0
	0	0	2	0	0	3	0	24	1	0	0	0	0	0
	0	0	2-	0	0	9+	1+	11-	1-	0	0	0	0	0
05004	0	0	0	0	0	3	1	13	4	0	1	0	0	4
	0	0	1	0	0	3	0	28	10	0	3	0	0	0
	0	0	1-	0	0	0	1+	15-	6-	0	2-	0	0	4+
051AL	0	3	10	0	1	58	0	24	0	0	81	0	0	0
	0	6	15	0	0	84	0	34	0	0	97	0	0	0
	0	3-	5-	0	1+	26-	0	10-	0	0	16-	0	0	0
051RU	0	3	10	0	1	54	0	7	0	0	81	0	0	0
	0	6	14	0	0	55	0	20	0	0	97	0	0	0
	0	3-	4-	0	1+	1-	0	13-	0	0	16-	0	0	0
051SO	0	0	0	0	0	22	0	4	0	0	73	0	0	0
	0	3	5	0	0	28	0	7	0	0	84	0	0	0
	0	3-	5-	1	0	6-	0	5-	0	0	11-	0	0	0
051SP	0	3	10	0	1	32	0	3	0	0	8	0	0	0
	0	3	9	0	0	27	0	13	0	0	13	0	0	0
	0	0	1+	0	1+	5+	0	10-	0	0	5-	0	0	0
051ZZ	0	0	0	0	0	4	0	17	0	0	0	0	0	0
	0	0	1	0	0	29	0	14	0	0	0	0	0	0
	0	0	1-	0	0	25-	0	3+	0	0	0	0	0	0
05101	0	0	0	0	0	4	0	17	0	0	0	0	0	0
	0	0	1	0	0	28	0	14	0	0	0	0	0	0
	0	0	1-	0	0	24-	0	3+	0	0	0	0	0	0
05102	0	0	0	0	0	0	0	0	0	0	0	0	0	0
	0	0	0	0	0	0	0	0	0	0	0	0	0	0
	0	0	0	0	0	0	0	0	0	0	0	0	0	0
05103	0	0	0	0	0	0	0	0	0	0	0	0	0	0
	0	0	0	0	0	1	0	0	0	0	0	0	0	0
	0	0	0	0	0	1-	0	0	0	0	0	0	0	0

# PART II ARRESTS

		PART II ARRESTS BY CHARGE AND AGENCY TYPE										
		JUVENILE	ADULTS	GRAND TOTAL	OTHER ASSAULTS	ARSON	FORGERY	FRAUD	EMBEZZLE	STOLEN PROPERTY	VANDAL	ILLEGAL WEAPONS
<b>METZEL CTY</b>	<b>TOTAL</b>	86	53	319	372	8	2	5	2	1	0	31
	85	49	330	399	7	0	7	0	0	0	0	45
	CHANGE	16-	11-	27-	1+	2+	2-	2+	1+	3-	7-	15-
	<b>RURAL</b>	86	0	121	129	4	1	5	2	1	0	31
	85	6	176	182	6	0	5	0	0	0	0	45
	CHANGE	2+	55-	53-	2-	1+	0	2+	1+	0	0	14-
	<b>SHERIFF</b>	86	2	71	73	3	1	5	1	0	0	31
	85	2	129	131	4	0	0	0	0	0	0	43
	CHANGE	0	58-	58-	1-	1+	5+	1+	0	0	0	12-
	<b>STATE POLICE</b>	86	6	50	56	1	0	0	1	0	0	0
	85	4	47	51	2	0	3	0	1	0	0	0
	CHANGE	2+	3+	3+	1-	0	3-	0	1+	0	0	2-
	<b>MUNICIPAL</b>	86	45	198	243	4	1	0	0	0	0	0
	85	63	154	217	1	0	2	0	0	0	0	1
	CHANGE	18-	44+	26+	3+	1+	2-	0	0	3-	7-	1-
	<b>HUNDRED PD</b>	86	0	3	3	0	0	0	0	0	0	0
	85	0	4	4	0	0	0	0	0	0	0	0
	CHANGE	0	1-	1-	0	0	0	0	0	0	0	0
	<b>NEW MARTINSVILLE PD</b>	86	45	195	240	4	1	0	0	0	0	0
	85	63	150	213	1	0	2	0	0	3	7	1
	CHANGE	18-	45+	27+	3+	1+	2-	0	0	3-	7-	1-
	<b>PINE GROVE PD</b>	86	0	0	0	0	0	0	0	0	0	0
	85	0	0	0	0	0	0	0	0	0	0	0
	CHANGE	0	0	0	0	0	0	0	0	0	0	0
	<b>SMITHFIELD PD</b>	86	0	0	0	0	0	0	0	0	0	0
	85	0	0	0	0	0	0	0	0	0	0	0
	CHANGE	0	0	0	0	0	0	0	0	0	0	0
<b>WIRT CTY</b>	<b>TOTAL</b>	86	1	88	89	8	1	1	5	0	0	15
	85	3	82	85	9	0	0	12	0	0	3	13
	CHANGE	2-	6+	4+	1-	1+	1+	7-	0	0	3-	2+
	<b>RURAL</b>	86	1	88	89	8	1	1	5	0	0	15
	85	3	82	85	9	0	0	12	0	0	3	13
	CHANGE	2-	6+	4+	1-	1+	1+	7-	0	0	3-	2+
	<b>SHERIFF</b>	86	1	43	44	3	0	0	0	0	0	14
	85	0	39	39	4	0	0	0	0	0	0	12
	CHANGE	1+	4+	5+	1-	0	0	0	0	0	0	2+
<b>ELIZABETH PD</b>	<b>TOTAL</b>	86	0	45	45	5	1	1	5	0	0	1
	85	3	43	46	5	0	0	12	0	0	3	1
	CHANGE	3-	2+	1-	0	1+	1+	7-	0	0	3-	0
	<b>MUNICIPAL</b>	86	0	0	0	0	0	0	0	0	0	0
	85	0	0	0	0	0	0	0	0	0	0	0
	CHANGE	0	0	0	0	0	0	0	0	0	0	0
<b>WOOD CTY</b>	<b>TOTAL</b>	86	83	1828	1911	370	5	14	150	4	7	142
	85	82	1837	1919	338	7	16	303	1	24	78	51
	CHANGE	1+	9-	8-	32+	2-	2-	153-	3+	17-	64+	32+
	<b>RURAL</b>	86	33	691	724	169	1	1	93	0	1	77
	85	7	922	929	236	1	2	277	1	10	32	19
	CHANGE	26+	231-	205-	67-	0	1-	184-	1-	9-	45+	35+
	<b>SHERIFF</b>	86	5	608	613	168	1	1	92	0	0	52
	85	3	806	809	218	0	2	276	0	0	26	13
	CHANGE	2+	198-	196-	50-	1+	1-	184-	0	0	26+	35+
	<b>STATE POLICE</b>	86	28	83	111	1	0	0	1	0	1	2
	85	4	116	120	18	1	0	1	1	10	6	2
	CHANGE	24+	33-	9-	17-	1-	0	0	1-	9-	19+	0
	<b>MUNICIPAL</b>	86	50	1137	1187	201	4	13	57	4	6	65
	85	75	915	990	102	6	14	26	0	14	46	36
	CHANGE	25-	222+	197+	99+	2-	1-	31+	4+	8-	19+	3-
	<b>PARKERSBURG PD</b>	86	32	1001	1033	199	4	12	55	4	5	64
	85	38	796	834	86	6	8	26	0	7	48	34
	CHANGE	6-	205+	199+	103+	2-	4+	29+	4+	2-	24+	2-
	<b>VIENNA PD</b>	86	15	131	146	2	0	1	2	0	1	0
	85	35	110	145	5	0	6	8	0	3	5	0
	CHANGE	20-	21+	1+	3-	0	5-	2+	0	2-	5-	2-
	<b>WILLIAMSTOWN PD</b>	86	3	5	8	0	0	0	0	0	1	1
	85	2	9	11	1	0	0	0	0	4	1	0
	CHANGE	1+	4-	3-	1-	0	0	0	0	4-	0	1+
<b>WYOMING CTY</b>	<b>TOTAL</b>	86	95	672	767	151	2	6	9	0	9	64
	85	53	693	746	114	3	2	13	0	17	44	51
	CHANGE	42+	21-	21+	37+	1-	4+	4-	0	8-	14-	13+

# PART II ARRESTS

	COML VICE	SEX OFFENSES	NARCOTIC AND DRUG	PART II GAMBLING	ARRESTS BY CHARGE FAMILY OFFENSES	DRIVING UND INFL	LIQUOR LAWS	AGENCY TYPE DRUNK-ENNESS	DISORD CONDUCT	VAGRANCY	OTHER OFFENSES	SUSPICION	CURFEW LOITER	RUN-AWAYS
052AL	0	14	6	1	1	123	26	36	28	0	78	0	0	10
	0	5+	12	0	1	105	17	46	36	0	193	0	0	0
	0		8-	1+	0	18+	9+	10-	8-	0	25-	0	0	10+
052RU	0	13	0	1	1	35	0	1	0	0	32	0	0	2
	0	8	7	0	0	36	2	6	0	0	67	0	0	0
	0	5+	7-	1+	1+	1-	2-	5-	0	0	35-	0	0	2+
052S0	0	0	0	0	1	8	0	0	0	0	22	0	0	1
	0	1	3	0	0	12	0	4	0	0	62	0	0	0
	0	1-	3-	0	1+	4-	0	6-	0	0	40-	0	0	1+
0525P	0	13	0	1	0	27	0	1	0	0	10	0	0	1
	0	7	4	0	0	24	2	0	0	0	5	0	0	0
	0	6+	4-	1+	0	3+	2-	1+	0	0	5+	0	0	1+
0522Z	0	1	4	0	0	88	26	35	28	0	46	0	0	8
	0	1	5	0	1	69	15	40	36	0	36	0	0	0
	0	0	1+	0	1-	19+	11+	5-	8-	0	10+	0	0	8+
05201	0	0	0	0	0	0	2	1	0	0	0	0	0	0
	0	0	1	0	0	1	0	1	1-	0	0	0	0	0
	0	0	1-	0	0	1-	2+	0	0	0	0	0	0	0
05202	0	1	6	0	0	88	24	34	28	0	46	0	0	0
	0	1	4	0	1	68	15	39	35	0	36	0	0	0
	0	0	2+	0	1-	20+	9+	5-	7-	0	10+	0	0	8+
05204	0	0	0	0	0	0	0	0	0	0	0	0	0	0
	0	0	0	0	0	0	0	0	0	0	0	0	0	0
	0	0	0	0	0	0	0	0	0	0	0	0	0	0
05206	0	0	0	0	0	0	0	0	0	0	0	0	0	0
	0	0	0	0	0	0	0	0	0	0	0	0	0	0
	0	0	0	0	0	0	0	0	0	0	0	0	0	0
053AL	0	0	4	0	0	10	0	18	0	0	27	0	0	0
	0	1	3	0	1	13	1	17	1	0	11	0	0	0
	0	1-	3+	0	1-	3-	1-	1+	1-	0	16+	0	0	2-
053RU	0	0	4	0	0	10	0	18	0	0	27	0	0	0
	0	1	1	0	1	13	1	17	1	0	11	0	0	0
	0	1-	3+	0	1-	3-	1-	1+	1-	0	16+	0	0	2-
05350	0	0	3	0	0	6	0	3	0	0	15	0	0	0
	0	0	0	0	1	3	0	0	0	0	11	0	0	0
	0	0	3+	0	1-	3+	0	5-	0	0	4+	0	0	0
0535P	0	0	1	0	0	4	0	15	0	0	12	0	0	0
	0	1	1	0	0	10	1	9	1-	0	0	0	0	0
	0	1-	0	0	0	6-	1-	6+	1-	0	12+	0	0	2-
0512Z	0	0	0	0	0	0	0	0	0	0	0	0	0	0
	0	0	0	0	0	0	0	0	0	0	0	0	0	0
	0	0	0	0	0	0	0	0	0	0	0	0	0	0
05301	0	0	0	0	0	0	0	0	0	0	0	0	0	0
	0	0	0	0	0	0	0	0	0	0	0	0	0	0
	0	0	0	0	0	0	0	0	0	0	0	0	0	0
054AL	0	27	10	13	1	422	0	260	5	0	388	0	2	8
	0	24	9	0	1	348	2	217	8	0	487	0	0	5
	0	3+	1+	13+	0	74+	2-	43+	3-	0	99-	0	2+	3+
054PU	0	2	4	0	1	81	0	40	0	0	199	0	0	5
	0	3	4	0	0	65	0	45	0	0	237	0	0	0
	0	1-	0	0	0	16+	0	5-	0	0	38-	0	0	5+
05450	0	2	1	0	1	51	0	13	0	0	183	0	0	0
	0	1	2	0	0	34	0	10	0	0	226	0	0	0
	0	1+	1-	0	0	17+	0	3+	0	0	43-	0	0	0
0545P	0	0	3	0	0	30	0	27	0	0	16	0	0	5
	0	2	2	0	0	31	0	35	0	0	11	0	0	0
	0	2-	1+	0	0	1-	0	8-	0	0	5+	0	0	5+
0542Z	0	25	6	13	0	341	0	220	5	0	189	0	2	3
	0	21	5	0	0	283	2	172	8	0	290	0	0	5
	0	4+	1+	13+	0	58+	2-	48+	3-	0	61-	0	2+	2-
05401	0	20	5	13	0	250	0	194	5	0	170	0	0	1
	0	18	3	0	0	213	1	146	6	0	230	0	0	0
	0	2+	2+	13+	0	37+	1-	48+	1-	0	68-	0	0	1+
05402	0	5	0	0	0	88	0	26	0	0	19	0	0	0
	0	2	1	0	0	69	1	26	0	0	20	0	0	0
	0	3+	1-	0	0	19+	1-	0	0	0	1-	0	0	5-
05403	0	0	1	0	0	3	0	0	0	0	0	0	2	0
	0	1	1	0	0	1	0	0	0	0	0	0	0	0
	0	1-	0	0	0	2+	0	0	2-	0	0	0	2+	0
055AL	1	9	34	0	12	141	14	107	3	0	130	0	24	1
	0	7	14	2	3	176	2	79	9	0	180	0	1	9
	1+	2+	6	2-	9+	35-	12+	28+	6-	0	30-	0	23+	8-

# PART II ARRESTS

		PART II ARRESTS BY CHARGE AND AGENCY TYPE			ARSON	FORGERY	FRAUD	EMBEZZLE	STOLEN PROPERTY	VANDAL	ILLEGAL WEAPONS	
		JUVENILE	ADULTS	GRAND TOTAL	OTHER ASSAULTS							
*****												
RURAL	86	9	498	507	121	0	3	9	0	6	22	37
	85	12	514	526	94	2	1	13	0	11	27	47
	CHANGE	3-	16-	19-	27+	2-	2+	4-	0	5-	5-	10+
SHERIFF	86	3	414	417	106	0	1	6	0	5	22	33
	85	8	460	468	82	2	0	12	0	11	22	41
	CHANGE	5-	46-	51-	24+	2-	1+	6-	0	6-	0	12+
STATE POLICE	86	6	84	90	15	0	2	3	0	1	0	4
	85	4	54	58	12	0	1	1	0	0	5	6
	CHANGE	2+	30+	32+	3+	0	1+	2+	0	1+	5-	2-
MUNICIPAL	86	86	174	260	30	2	3	0	0	3	0	7
	85	41	179	220	20	1	1	0	0	6	17	4
	CHANGE	45+	5-	40+	10+	1+	2+	0	0	3-	9-	3+
MULLENS PD	86	3	51	54	0	0	0	0	0	0	0	0
	85	12	52	64	1	0	0	0	0	3	0	1
	CHANGE	9-	1-	10-	1-	0	0	0	0	3-	0	1-
PINEVILLE PD	86	2	46	48	13	0	0	0	0	2	0	0
	85	2	29	31	7	0	0	0	0	1	3	2
	CHANGE	0	17+	17+	6+	0	0	0	0	1+	3-	2-
OCEANA PD	86	81	77	158	17	2	3	0	0	1	0	7
	85	27	98	125	12	1	1	0	0	0	14	1
	CHANGE	54+	21-	33+	5+	1+	2+	0	0	1+	0-	6+

# PART II ARRESTS

	CCML VICE	SEX OFFENSES	PART II NARCOTIC GAMBLING AND DRUG	ARRESTS BY CHARGE FAMILY OFFENSES	AND AGENCY TYPE DRIVING UND INFL	LIQUOR LAWS	DRUNK- ENNESS	DISORD CONDUCT	VAGRANCY	OTHER OFFENSES	SUSPICION	CURFEW LOITER	RUN- AWAYS
055PU	0	9	17	0	12	79	3	41	1	0	127	0	0
	0	4	20	2	3	102	0	26	4	0	162	0	6
	0	3+	3-	2-	9+	23-	3+	15+	3-	0	35-	0	6-
05550	0	6	10	0	11	64	0	18	1	0	114	0	0
	0	5	19	2	2	91	0	20	4	0	149	0	6
	0	1+	9-	2-	9+	27-	0	2-	3-	0	35-	0	6-
055SP	0	3	7	0	1	15	3	23	0	0	13	0	0
	0	1	1	0	1	11	0	6	0	0	13	0	0
	0	2+	6+	0	0	4+	3+	17+	0	0	0	0	0
05522	1	0	17	0	0	62	11	66	2	0	23	0	24
	0	1	14	0	0	74	2	93	3	0	18	0	1
	1+	1-	3+	0	0	12-	9+	13+	3-	0	5+	0	23+
05501	0	0	1	0	0	20	5	18	2	0	0	0	0
	0	0	3	0	0	37	0	12	5	0	0	0	0
	0	0	2-	0	0	9-	5+	6+	3-	0	0	0	0
05502	0	0	0	0	0	9	2	18	0	0	4	0	0
	0	0	1-	0	0	7	1	7	0	0	2	0	0
	0	0	1-	0	0	2+	1+	11+	0	0	2+	0	0
05503	1	0	16	0	0	25	4	30	0	0	19	0	24
	0	1	10	0	0	30	1	34	0	0	16	0	1
	1+	1-	4+	0	0	5-	3+	4-	0	0	3+	0	23+

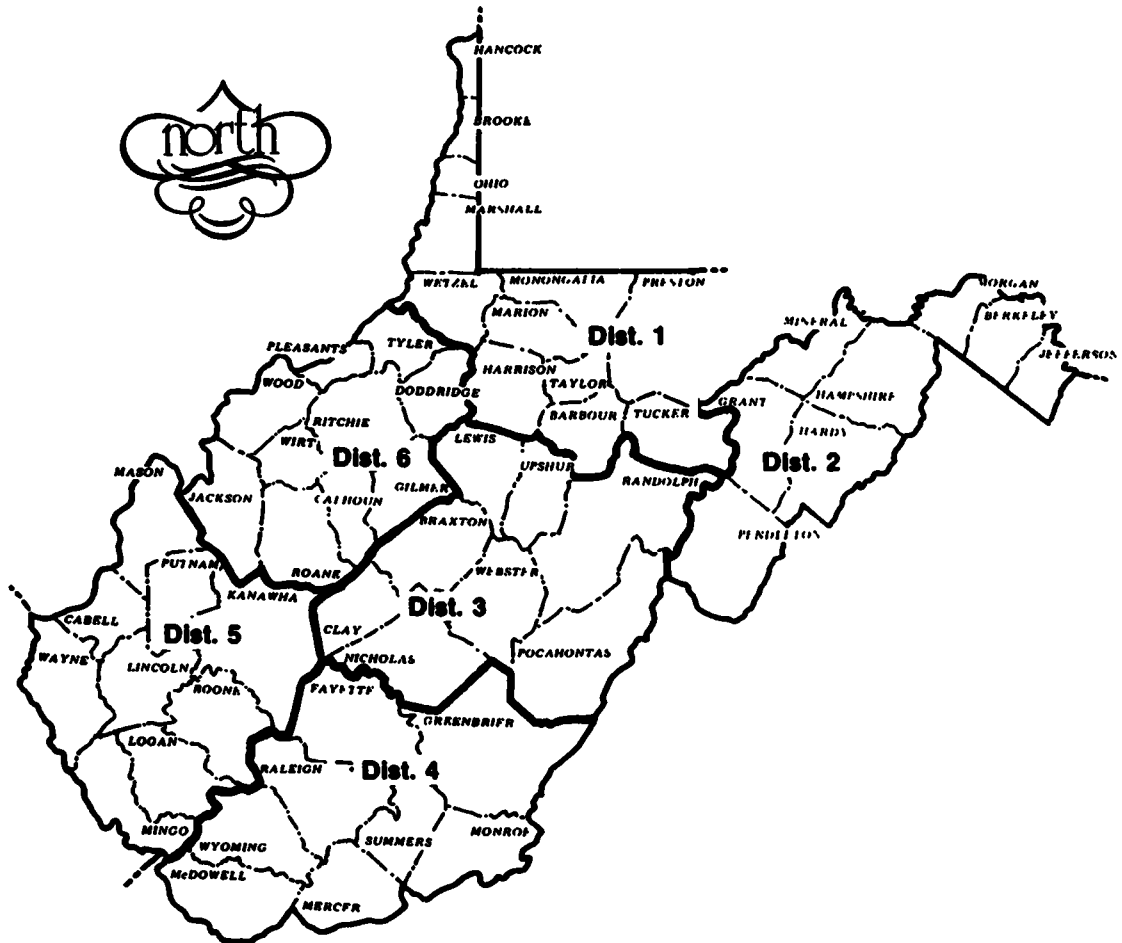
# DEPARTMENT OF NATURAL RESOURCES

## 1986

DIST. 1	DIST. 2	DIST. 3	DIST. 4	DIST. 5	DIST. 6
BARBOUR	BERKELEY	BRAXTON	FAYETTE	BOONE	CALHOUN
BROOKE	GRANT	CLAY	GREENBRIER	CABELL	DODDRIDGE
HANCOCK	HAMPSHIRE	LEWIS	MCDOWELL	KANAWHA	GILMER
HARRISON	HARDY	NICHOLAS	MERCER	LINCOLN	JACKSON
MARION	JEFFERSON	POCHANTAS	MONROE	LOGAN	PLEASANTS
MARSHALL	MINERAL	RANDOLPH	RALEIGH	MASON	RITCHIE
MONONGALIA	MORGAN	UPSHUR	SUMMERS	MINGO	ROANE
OHIO	PENDLETON	WEBSTER	WYOMING	PUTNAM	TYLER
PRESTON				WAYNE	WIRT
TAYLOR					WOOD
TUCKER					
WETZEL					

The Department of Natural Resources is divided into six (6) districts. Above are the counties covered by each of these districts.

The following pages depict the arrest activity by district.

















# ARSON 1986

Crime Clock - 1 Arson every 7 hours, 59 minutes

## DEFINITION

The offense of arson is defined by the National Uniform Crime Reporting (UCR) Program to include any wilful or malicious burning or attempts to burn, with or without intent to defraud, a dwelling house, public building, motor vehicle, aircraft or personal property of another



Early in 1979, in accordance with the FBI-UCR Program, the West Virginia UCR Program began collecting arson data submitted by the UCR contributing agencies.

Reported Arson offenses during 1986 show 635 offenses with estimated property loss of \$6,850,636. 1985 figures reported 639 arson offenses with property loss estimated at \$8,288,812. The number of offenses decreased 0.6% while the estimated property loss decreased 17.4%

Law enforcement agencies cleared 138 arson offenses during 1986 for a clearance rate of 21.7%

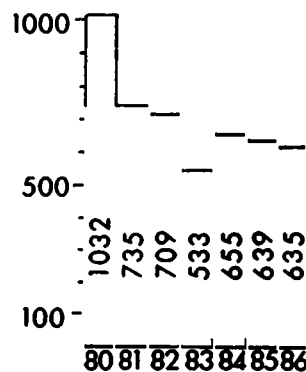
## ESTIMATED VALUE PROPERTY DAMAGE

	<u>1986</u>	<u>1985</u>	<u>% CHANGE</u>
TOTAL	\$6,850,636	\$8,288,812	-17.4%
STRUCTURAL	\$5,875,152	\$5,367,547	+9.5%
MOBILE	\$940,567	\$2,811,200	-66.5%
OTHER	\$34,917	\$110,065	-68.3%

## OFFENSES

	<u>1986</u>	<u>1985</u>	<u>% CHANGE</u>
TOTAL	635 (100%)	639 (100%)	-0.6%
STRUCTURAL	364 (57.3%)	376 (58.8%)	-3.2%
MOBILE	227 (35.8%)	215 (33.7%)	+5.6%
OTHER	44 (6.9%)	48 (7.5%)	-8.3%

<u>YEAR</u>	<u>OFFENSES</u>	<u>% CHANGE</u>
1980	1032	
1981	735	-28.8%
1982	709	-3.5%
1983	533	-24.8%
1984	655	+22.8%
1985	639	-2.4%
1986	635	-0.6%



# ARSON 1986

	1	2	3	4	5	6	7	8
	PROPERTY CLASSIFICATION	Offenses Reported or Reported to Police (include Unfounded and Attempts)	Unfounded Case of Baseless Complainants	Number of Actual Offenses (Column 2 Minus Column 3)	Total Offenses Cleared by Arrest or Exemption Means (include Column 5)	Number of Clearances Involving Only Persons Under 18 Years of Age	Offenses Where Structures Abandoned or Incomplete	Estimated Value of Property Damage
A	Single Occupants, Residential Houses, Condos, Duplexes etc	205	12	193	51	4	52	2,958,743
B	Other Residential Apartments, Flats, Hotels, Motels, Dormitories, Boarding Houses etc	44	4	40	10	4	3	417,880
C	Storage Barns, Garages, Warehouses etc	51	1	50	9	1	12	442,239
D	Industrial / Manufacturing	5	0	5	1	0	1	50,140
E	Other Commercial Stores, Restaurants, Offices etc	41	3	38	11	3	8	1,144,530
F	Community, Public Buildings, Schools, Colleges, Hospitals etc	21	1	20	10	3	2	40,695
G	Other Structures, Buildings, Monuments, Buildings Under Construction etc	19	1	18	4	3	4	820,925
	TOTAL STRUCTURE	386	22	364	96	18	82	5,875,552
H	Motor Vehicles, Automobiles, Buses, Motorcycles etc, UCR Reporting	212	6	206	29	7		734,777
I	Other Mobile Property, Trailers, Recreational Vehicles, Airplanes, Boats etc	21	0	21	4	1		205,350
J	TOTAL VEHICLE	233	6	227	33	8		940,567
	TOTAL OTHER	44	0	44	9	5		34,317
	GRAND TOTAL	663	28	635	138	31	82	6,850,636

# DOMESTIC VIOLENCE

The increasing incidents of abuse between family members prompted the enactment of House Bill 802. This bill mandated the collection of domestic violence statistics. Information on spouses, persons living as spouses, persons who formerly resided as spouses, parents, children and stepchildren, or other persons related by blood marriage is collected.

**Abuse:** The occurrence of one or more of the following acts between family or household members who reside together or who formerly resided together.

1. Attempting to cause or intentionally, knowingly or recklessly causing bodily injury with or without a dangerous or deadly weapon.
2. Placing by physical menace another in fear of imminent serious bodily injury
3. Sexually abusing a person under the age of 18 years.

The following information on Domestic Violence is in compliance with House Bill 802. Collecting the information on Domestic Violence began on July 1, 1981.

Law enforcement agencies reported they received a total of 1,375 complaints on Domestic Violence for 1986. This represented a 4.5% increase over the 1985 figure of 1,316. They investigated 1,060 (77.1%) of these complaints. Of the **complainants who were victims**, 108 (9.8%) were male, 997 (90.2%) female, and 311 (28.1%) of them had filed a previous complaint. **Repeated Abuse Victims** suffered 223 Simple Assaults and 1 Felonious Assault. Protection Orders were violated in 15 (1.4%) cases.

<b>Victim</b>	<b>Offender</b>
1,161 Females (87.7%)	106 Females (8.0%)
163 Males (12.3%)	1,221 Males (92.0%)

<b>Weapons Used</b>	
Hands/Fists	971 (82.3%)
Guns	81 (6.9%)
Clubs	78 (6.6%)
Knives	50 (4.2%)

<b>Extent of Abuse</b>		<b>Action Taken On Total Complaints</b>	
Simple Assault	939 (70.3%)	Arrest	246 (18.8%)
Felonious Assault	100 (7.5%)	Referred	594 (45.3%)
Homicide	20 (1.5%)	Other	470 (35.9%)
Other	276 (20.7%)		

The average offender was 32, while the youngest was 11 and the oldest was 78. Average victim age was 30, the youngest was a year old, and the oldest was 99.

Average response time was 19.76 minutes.

## Relationships Victim To Offender

<b>Wife</b>	<b>819 (61.4%)</b>	<b>Common Law Husband</b>	<b>8 (0.6%)</b>
<b>Common Law Wife</b>	<b>112 (8.4%)</b>	<b>Ex-Husband</b>	<b>7 (0.5%)</b>
<b>Ex-Wife</b>	<b>70 (5.2%)</b>	<b>Cousin</b>	<b>7 (0.5%)</b>
<b>Husband</b>	<b>55 (4.1%)</b>	<b>Step Sister</b>	<b>5 (0.4%)</b>
<b>Daughter</b>	<b>47 (3.5%)</b>	<b>Niece</b>	<b>5 (0.4%)</b>
<b>Mother</b>	<b>43 (3.2%)</b>	<b>Aunt</b>	<b>3 (0.2%)</b>
<b>Son</b>	<b>39 (2.9%)</b>	<b>Step Father</b>	<b>3 (0.2%)</b>
<b>Sister</b>	<b>33 (2.5%)</b>	<b>Nephew</b>	<b>2 (0.1%)</b>
<b>In-Law</b>	<b>24 (1.8%)</b>	<b>Grand Daughter</b>	<b>2 (0.1%)</b>
<b>Brother</b>	<b>21 (1.6%)</b>	<b>Step Mother</b>	<b>2 (0.1%)</b>
<b>Step Daughter</b>	<b>14 (1.0%)</b>	<b>Other Family</b>	<b>1 (0.1%)</b>
<b>Father</b>	<b>12 (0.9%)</b>		

### Day of Week

<b>Sunday</b>	<b>214 (15.6%)</b>
<b>Monday</b>	<b>176 (12.8%)</b>
<b>Tuesday</b>	<b>171 (12.4%)</b>
<b>Wednesday</b>	<b>188 (13.7%)</b>
<b>Thursday</b>	<b>185 (13.5%)</b>
<b>Friday</b>	<b>193 (14.0%)</b>
<b>Saturday</b>	<b>248 (18.0%)</b>

### Month

<b>January</b>	<b>122 (8.9%)</b>
<b>February</b>	<b>115 (8.4%)</b>
<b>March</b>	<b>123 (8.9%)</b>
<b>April</b>	<b>104 (7.6%)</b>
<b>May</b>	<b>127 (9.2%)</b>
<b>June</b>	<b>117 (8.5%)</b>
<b>July</b>	<b>128 (9.3%)</b>
<b>August</b>	<b>107 (7.8%)</b>
<b>September</b>	<b>110 (8.0%)</b>
<b>October</b>	<b>108 (7.9%)</b>
<b>November</b>	<b>111 (8.1%)</b>
<b>December</b>	<b>103 (7.5%)</b>





**CHILD ABUSE CASES FROM HUMAN SERVICES  
JAUNARY THROUGH DECEMBER, 1986**

MONTH	MONTH SUB	MONTH UNSUB	PENDING SUB	PENDING UNSUB	TOTAL SUB	TOTAL UNSUB	TOTAL	REFERRALS CLEARED*
JAN	115	205	31	112	146	317	463	1,041
FEB	103	194	42	137	145	331	476	968
MARCH	109	228	46	122	155	350	505	1,025
APRIL	156	245	58	168	214	413	627	1,277
MAY	138	236	45	123	183	359	542	1,130
JUNE	98	244	49	159	147	403	550	1,135
JULY	127	264	38	148	165	412	577	1,304
AUG	93	195	25	100	118	295	413	9984
SEPT	112	210	32	119	144	329	473	1,047
OCT	120	217	29	120	149	337	486	1,079
NOV	87	145	51	153	138	298	436	916
DEC	85	148	46	126	131	274	405	909
<b>TOTAL</b>	<b>1,343</b>	<b>2,531</b>	<b>492</b>	<b>1,587</b>	<b>1,835</b>	<b>4,118</b>	<b>5,953</b>	<b>12,815</b>

	1986	1985	% Change
Total Cleared	12,815	12,304	+4.15%
Reported As Child Abuse	5,953	5,669	+5.01%
Substantiated As Child Abuse	1,835	1,822	+0.71%

\*Includes child neglect

\*Sub - Substantiated

\*Unsub - unsubstantiated

Bill 802 required that the West Virginia Department of Welfare should report to the Department of Public Safety instances of **child abuse** not otherwise reported to any other law-enforcement agency.



# DOMESTIC VIOLENCE

January - December 1986

AGENCY ID	TOTAL COMPL	TOTAL INVEST	CUMPLAINT	INFUR	REPEAT	PRIOR COMPL	ASS	FEL	ABUSE	HOMICIDE	UTH	ARREST	REFER	TAKEN	UTH	VIOL
SU BARROUR CU	1		1	1			1					1				
PD BURLINGTON	4	1	2	2		10	2					2				
SU BERNLEY CU	16	13	2	14	15	6	9				4			12	1	1
PD MARINSBURG	30	30	2	28	30	12	25	1	1	1	2	75			1	
PD DANVILLE	1	1		1	1		1							1		
SU BROOKE	3	3	3	3	3	5	3					2			1	
PD FULLENSSEE	5	5		5	4	3	5					1				
PD WELLSBURG	1			1	1		1							1		
SU DODDRIDGE	5	5	5	5	5	2	5				37	25			5	
SU FAYETTE CO	42	41	10	66	46	41	41	5							56	
PD MOUNT HOPE	12	12	1	11	11	2	9				3	3		7	2	
PD SWITHEPS	1	1	1	1	1					1		1				
PD GAULEY BRIDGE	1	1		1	1											
PD GLENVILLE	1			1	1											
SU GRANT CU	10	5		10	10	4	9							3	7	
SC GREENHIER CU	36	6		13	13	3	31				5	3		3	12	
PD LEWISBURG	3	3		3	3	3	2				1	1		1		
PD NONCEVERT	2	2	1	1	2	1	1							1		
PD WHITE SUL. SPOS.	1			1	2		1							1		
SU HANCOCK CO	1			1	1	2	1									
PD WELMONT	13	12	2	11	11	2	9				3	1		5	4	
PD MOOREFIELD	1	1		1	1		1							1		
SU HARRISON CO	45	44	6	39	38	37	36	1			8	2		44	1	
PD BRIDGEFOOT	3	3		3	3	6	3							2	1	
PD RIPLEY	4	2		3	2	2	3					4				
SU JFFERSON CU	7	1		7	7	2	7							2	1	
PD CHARLESTON	46	18		26	24	101	12	2			13	12		6	6	2
PD RANSON	1			1	1		1							1		
SU KANAWHA CO	23	21	9	14	21	38	3	12			3	9		6	8	
PD CHARLESTON	125	124	27	98	123	4	105	19			7	18		68	36	
PD DUNBAR	6	6	2	4	5	4	5				1			3	3	
PD ST. ALBANS	5	4		5	4		3							3	1	
PD SO. CHARLESTON	4	3	1	3	4	3	3				1	2		2		
PD CHESEAPEAKE	2			1	1		2							2		
PD CLEMENIN	1			1	1		1							2		
PD PRATT	1	1		1	1	1	1				1			1		
PD WESTON	1	1		1	1		1							1		
PD LOGAN	13	2		12	12	4	9				2			1		
PD MAN	2		1	1	2	1								1		
PD FELCH	1			1	1		1							1		
PD KIMBALL	1	1		1	1		1							1		
PD IFAGER	1	1		1	1		1							1		
SU MARION CO	2	2		2	2		2					2				
PD FAIRBURN	12	12	1	11	11	5	7				4	1		9	2	
PD FAIRVIEW	1	1		1	1		1							1		
PD GRANT TOWN	1			1	1		1							1		
SU MARSHALL CO	19	19		19	18	5	17	2						18	1	
PD GLEN DALE	5	5		5	5	2	2				3			2	2	
PD MOUNDSVILLE	2	2		2	2	1	2							1		
PD NEW HAVEN	5	5	3	2	5	1	2				5			2	3	
SU MERCER CU	49	49	17	32	29	3	49	1			1			49	7	

# DOMESTIC VIOLENCE

January - December 1986

AGENCY ID	TOTAL CUMPL	TOTAL INVEST	*****CHIMPLAINANT INFO*****	PRISON CUMPL	*****EXTENT of ABUSE*****				*****ACTION TAKEN*****	PRUT VIOL
					*MALE FEMALE VICTIM REPEAT*	*S1M *ASS	FEL ASS	HOMICIDE		
PD ATHENS	1	1	1	1	3	1	1	1	1	1
PD BLUEFIELD	12	12	3	7	3	10	1	1	3	4
PD MINERAL CO	41	10	41	11	11	40	1	1	10	41
PD PIFDMONT	10	10	2	14	10	10	1	1	10	10
PD MINGO CO	12	1	3	9	0	12	1	1	11	1
PD WILLIAMSON	24	24	3	21	9	22	1	2	9	4
PD MORGANTOWN	26	1	25	23	4	24	1	3	18	1
PD WESTUYER	20	5	15	15	12	13	1	0	3	4
PD GRANVILLE	7	7	1	7	4	13	1	1	1	3
PD MUMFUR CU	4	4	4	3	3	5	2	2	1	2
PD ALDERSON	1	1	1	1	1	1	1	1	1	1
PD MORGAN CU	2	2	2	2	1	2	1	1	2	2
PD PAW PAW	2	2	2	2	2	2	1	1	1	1
PD RICHWOOD	1	1	1	1	1	1	1	1	1	1
PD SIMMERSVILLE	4	4	1	3	4	2	4	2	2	2
PD *HEELING	18	18	4	14	10	5	11	2	7	8
PD BETHLEHEM	3	1	1	2	2	2	1	1	3	2
*EST FHERTY COL.	3	1	1	3	3	1	1	1	1	1
SU PENDELTON	2	2	2	2	2	2	1	1	1	1
SU PLEASANTS CO	1	1	1	1	1	1	1	1	1	1
PD ST. MARIS	1	1	1	1	1	1	1	1	1	1
SU POCAMONTAS	0	0	0	0	0	0	0	0	0	0
PD MARLINTON	1	1	1	1	1	1	1	1	1	1
PD PRESTON CO	32	1	32	29	3	4	28	1	4	9
PD PUTNAM CU	1	1	1	1	1	1	1	1	1	1
PD HURKICANE	3	3	3	3	3	3	1	1	1	3
PD RALEIGH CU	95	17	78	74	21	14	6	4	20	71
PD RHODELL	1	1	1	1	1	1	1	1	1	1
SO RANDOLPH CO	1	1	1	1	1	1	1	1	1	1
PD EUKINS	43	7	36	24	9	14	1	29	5	22
PD HARRISVILLE	2	2	2	2	2	2	1	1	2	1
PD PENNSBORO	3	3	3	3	3	3	1	1	2	1
SO ROANE CO	1	1	1	1	1	1	1	1	1	1
SO TAYLOR	23	23	23	23	9	13	23	1	18	5
SO TUCKER CO	12	3	12	12	6	9	11	6	4	4
PD RADEN CITY	3	2	3	3	2	1	3	1	1	1
PD SISTERSVILLE	16	16	2	14	16	8	5	9	3	10
PD FORT CAY	4	4	4	4	4	4	2	2	1	3
SO WETZEL CO	5	4	1	4	5	3	3	2	3	2
SO WIRT CC	1	1	1	1	1	1	1	1	1	1
SO WOOD CU	27	27	5	22	25	5	21	9	1	14
PD PARKERSBURG	5	5	5	5	2	3	3	2	3	4
PD VIENNA	20	20	5	15	20	7	18	2	1	8
PD RUDGERS	44	44	1	43	44	15	44	2	44	44
PD PINEVILLE	2	2	2	2	2	2	2	2	2	2
SP BERKELEY SPRINGS	1	1	1	1	1	1	1	1	1	1
SP CHARLES TOWN	4	3	3	4	1	11	1	1	2	2
SP CLARKSBURG	1	1	1	1	1	1	1	1	1	1
SP ELIZABETH	1	1	1	1	1	1	1	1	1	1
SP EIRKINS	9	1	1	8	1	1	1	1	1	5
SP FAIRMONT	1	1	1	1	1	1	1	1	1	1

# DOMESTIC VIOLENCE

January - December 1986

AGENCY ID	TOTAL		*****COMPLAINANT INFO*****		*****EXTENT OF ABUSE*****		*****ACTION TAKEN*****		PHOT VIOL					
	CUMPL	INVEST	MALE	FEMALE	PKIKU	REPEAT	CUMPL	ASS		HOMICIDE	UTH*	ASS	REFER.	OTH*
SP FRANKLIN	4	1	3	4	1	25	1	2			3		1	
SP GRAFTON	1	1	1	1			1	1					1	
SP GRANTSVILLE	4	4	3	3			2	2					1	
SP HAMLIN	3	3	3	3							3		3	
SP HUNTINGTON	1	1	1	1							1		1	
SP KEYSER	41	20	35	31	13	16	20	3			12		19	11
SP LEWISBURG	3	3	2	1			2	2			2		7	2
SP LOGAN	7	4	5	6	1		3	1			3		3	2
SP MARLINTON	6	4	1	5	1		1	1			1		1	
SP MARTINSBURG	1	1	1	1			4	4			3		1	
SP MOOREFIELD	6	3	1	7	2	2	4	2			1		7	4
SP MORGANTOWN	5	5	1	4	5	1	3	1			1		4	1
SP OAK HILL	7	7	1	6	4	6	6	1			6		2	1
SP PADEN CITY	3	1	2	3			3	3			2		1	
SP PARKERSBURG	67	25	14	53	10	22	22	10			10		32	16
SP PRINCETON	23	14	3	19	14	10	19	1			2		11	9
SP RAINELLE	1	1	1	1			1	1			1		1	
SP ST. MARYS	1	1	1	1			3	3			1		3	2
SP SHINNSTON	8	5	2	6	7	3	25	1			4		4	1
SP SO. CHARLESTON	1	1	1	1			4	4			4		4	1
SP WAYNE	4	4	4	4							2		1	1
SP WERSTEN SPRINGS	2	1	2	2	2	2	1	1			2		2	
SP WHITESVILLE	2	2	2	2			2	2			2		4	
SP WHITESVILLE	4	4	3	3	1		2	1			1		2	
SP WILLIAMSON	3	2	3											
TOTAL	1375	1060	193	1149	1105	347	754	939	100	20	276	246	594	470

DOMESTIC VIOLENCE  
JAN THRU DEC 1986

AGENCY ID	TOTAL COMPLAINTS	TOTAL INVEST	COMPLAINANTS		AVERAGE RESPONSE	TOTAL REPEATERS	**PATENT OF ABUSE BY REPEATER**		TOTAL ARREST	**EQUIAL ACTION TAKEN**		TOTAL VIOLATION
			MALE	FEMALE			SIM ASS FEL	ASS HOMICIDE		OTHER	REFERAL	
TOTAL	1,375	1,060	108	997	320	311	223	1	246	594	470	15

## GLOSSARY OF TERMS

**ADULT** — For Uniform Crime Reporting Purposes, a person aged 18 or over.

**AMERICAN INDIAN OR ALASKAN NATIVE** — A person having origins in any of the original peoples of North America, and who maintains cultural identification through tribal affiliation or community recognition

**ARREST RATE** — The number of arrests reported for Part I and Part II offenses for each unit of population, generally per 1,00.

**ASIAN OR PACIFIC ISLANDER** — A person having origins in any of the original peoples of the Far East, Southeast Asia, the Indian subcontinent, or the Pacific Islands. This includes: China, India, Japan, Korea, the Philippine Islands, and Samoa.

**BLACK** — A person having origins in any of the black racial groups of Africa, characterized by dark skin pigmentation.

**CLEARANCE** — For Uniform Crime Reporting purposes, the solution to a particular crime, usually by the arrest of the offender

**CLEARED BY ARREST** — For Uniform Crime Reporting purposes, an offense is cleared when the offender has been identified, sufficient evidence has been obtained to formally charge and the offender has been ordered to appear in court.

**CRIME INDEX** — The sum of seven major offenses used to measure the extent, fluctuation and distribution of crime in a given geographical area. Classifications are: MURDER, FORCIBLE RAPE, ROBBERY, FELONIOUS ASSAULT, BREAKING AND ENTERING, LARCENY-THEFT, AND MOTOR VEHICLE THEFT. Each of these offenses is referred to as an Index Offense.

**CRIME RATE** — The number of Index Offenses reported for each unit of population, generally per 1,000.

**EXCEPTIONAL CLEARANCE** — For Uniform Crime Reporting purposes, an offense is cleared in this manner when an offender has been identified, located and sufficient evidence to charge has been obtained but there is some reason beyond police control which prohibits the offender from being brought before the court

**JUVENILE** — For Uniform Crime Reporting purposes, a person under the age of 18.

**HIERARCHY RULE** — For Uniform Crime Reporting Purposes, each crime or attempted crime is counted in only one offense category. If several offenses are committed, simply glance down the list of Part I offenses and stop at the first offense you recognize from the facts given; this offense is the correct classification for this criminal activity.

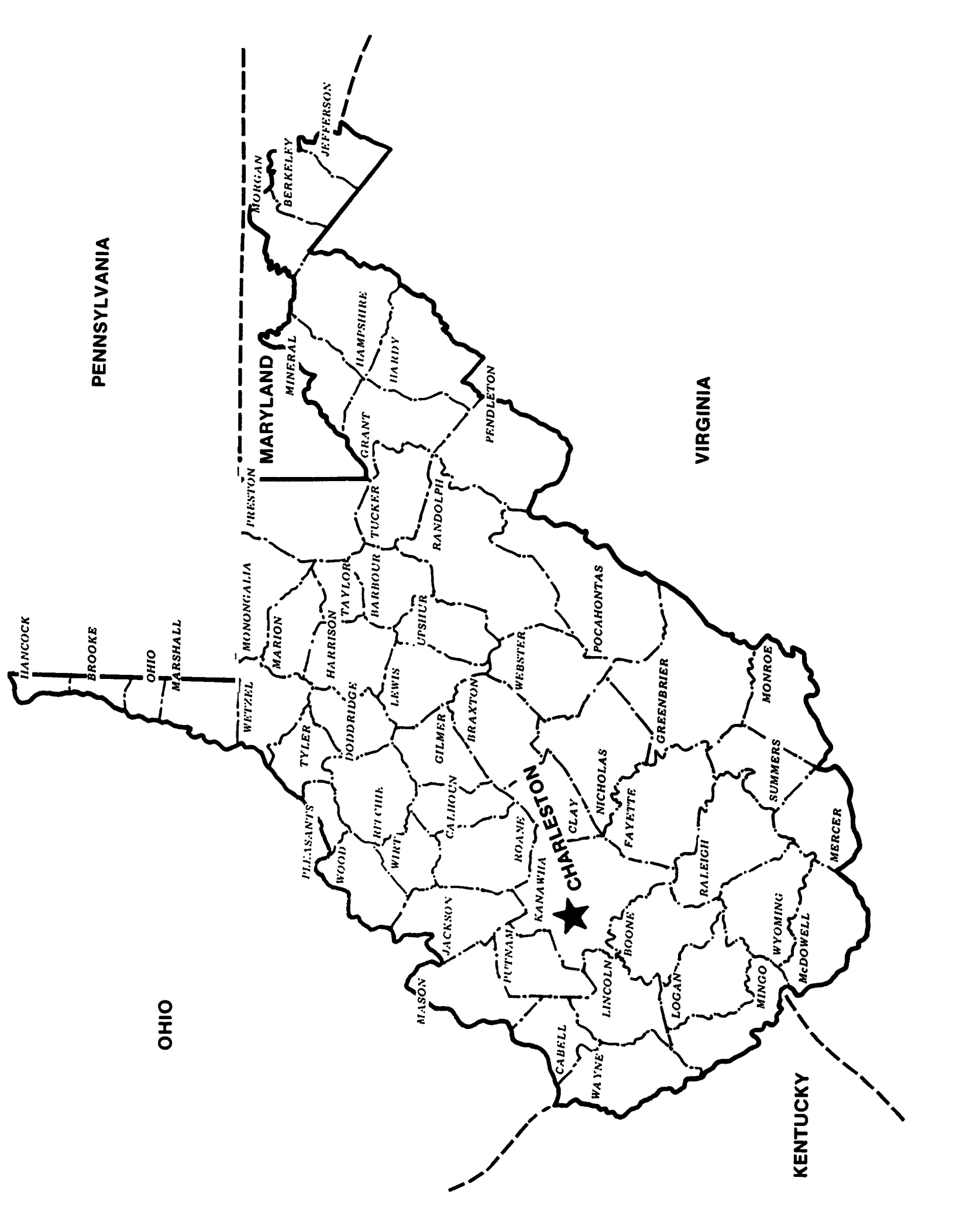
**PART I OFFENSES** — The first of two main categories of crime classes composing a Universal Crime Classification System established for Crime Reporting purposes. Part I Offenses are by their very nature more serious and/or occur most frequently. The monthly tabulation of Part II Offenses provide a count of "Offenses Known."

**PART II OFFENSES** — The second of two main categories of crime classes composing a Universal Crime Classification System established for Crime Reporting purposes. Part II Offenses are generally less serious in nature and/or occur less frequently. Monthly tabulations of Part II offenses are limited to arrest information only

**PROPERTY CRIME** — Consists of the Index Offense of Breaking and Entering, Larceny-Theft, and Motor Vehicle Theft.

**VIOLENT CRIME** — Consists of the Index Offenses of Murder, Forcible Rape, Robbery, and Felonious Assault.





PENNSYLVANIA

VIRGINIA

OHIO

KENTUCKY

MARYLAND

WEST VIRGINIA

CHARLESTON

HANCOCK

BROOKE

OHIO

MARSHALL

WETZEL

MONONGALIA

MARION

HARRISON

TAYLOR

BARBOUR

TUCKER

RANDOLPH

UPSHUR

POCAHONTAS

PRESTON

MINERAL

HAMPSHIRE

GRANT

HARDY

PENDLETON

PLEASANT'S

TYLER

DODDRIDGE

LEWIS

UPSHUR

GREENBRIER

MONROE

SUMMERS

WOOD

WIRT

GILMER

BRAXTON

WEBSTER

POCAHONTAS

GREENBRIER

MONROE

SUMMERS

MASON

JACKSON

PUTNAM

KANAWHA

ROANE

CLAY

NICHOLAS

FAYETTE

MERCER

CABELL

WAYNE

LINCOLN

BOONE

LOGAN

RALEIGH

MINGO

WYOMING

MCDOWELL

MORGAN

BERKELEY

JEFFERSON

**WEST VIRGINIA DEPARTMENT OF PUBLIC SAFETY  
UNIFORM CRIME REPORTING DIVISION  
725 JEFFERSON ROAD  
SOUTH CHARLESTON, WEST VIRGINIA 25309**

