



1984



Crime in West Virginia

Department of Public Safety Annual Uniform Crime Report

Compiled By
West Virginia Department of Public Safety
Uniform Crime Reporting Section
725 Jefferson Road
South Charleston, West Virginia 25309

Arch A. Moore, Jr.
Governor

W. F. Donohoe
Superintendent

West Virginia has the distinction of having the lowest crime rate in the Nation for 11 consecutive years. The entire law enforcement community and the citizens of West Virginia should be appalled for their collectively and cooperative efforts that have made this distinction a reality. This edition of CRIME IN WEST VIRGINIA for 1984 is dedicated to the many police officers throughout the State and specifically to those officers and volunteers who paid the supreme sacrifice for the well being of all West Virginians. The following is a list of the police officers who have been killed in West Virginia since 1972.

1972	Chief M. R. Lucas Constable Crockett Booth	Clay PD McDowell SO	Aug 4 Aug 21
1973	---NONE---		
1974	---NONE---		
1975	Dep. Jesse J. Blevins, Jr. Sgt. David Lilly Dep. Roger Lee Treadway	Monroe SO Beckley PD Fayette SO	Feb 21 May 12 Oct 15
1976	Sheriff Elvin (Pete) Wedge Dep. Kenneth W. Love Dep. Ernest Hesson Sheriff Park Richards	Mason SO Mason SO Mason SO Calhoun SO	Mar 3 Mar 3 Mar 3 Nov 18
1977	Tpr. Thomas D. Hercules Tpr. Charles H. Johnson Dep. George Maynard Tpr. Bruce Brown	Berkeley Springs SP Berkeley Springs SP McDowell SO Parsons SP	Jan 12 Jan 12 Sep 3 Oct 14
1978	Conservation Off. Wesley Frame	Monroe DNR	Nov 10
1979	Tpr. Phillip Kesner	Moundsville SP	Nov 7
1980	---NONE---		
1981	Lt. Delbert Roush, Sr. Ptlm. Eddie Ray Duncan Officer Paul Jeffrey Harmon *Sheriff Vincent Zummo	Charleston PD Charleston PD Huntington PD Braxton SO	Jun 26 Jun 26 Dec 14 Sep 11
1982	Captain George Myers *Cpl. Carlon (Bill) Stone	Kenova PD Medivac	May 15 Dec 16
1983	---NONE---		
1984	*Trooper H. G. Lucas	Morgantown SP	Sep 12

*Killed in helicopter crash.

May we always remember.



Department of Public Safety
(West Virginia State Police)
South Charleston, West Virginia 25309

Executive Office

May 1, 1985

Arch A. Moore, Jr.
Governor

Colonel W. F. Donohoe
Superintendent

The Honorable Arch A. Moore, Jr.
Governor of West Virginia
State Capitol Building
Charleston, West Virginia 25305

Dear Governor Moore:

I am pleased to submit the thirteenth annual report on crime in West Virginia. This report is constructed and delivered in accordance with Chapter 15, Article 2, Section 24 of the Code of West Virginia. The information is based on statistics submitted by law enforcement agencies within West Virginia for the year of 1984 on a monthly basis.

The purpose of this report is to provide reliable data of a comprehensive nature to the criminal justice community. It is the intent of the legislation and our hope that both the graphic and statistical representations of crime factors will be an aid to law enforcement personnel in planning crime prevention activities throughout the entire State of West Virginia.

In accordance with your directive, Governor, I am dedicating this report to all law enforcement officers and other public officials who have participated in and assisted the Uniform Crime Reporting Program in West Virginia. Without the meaningful input and interest of the law enforcement community in West Virginia, this report would not have been possible.

Sincerely yours,

A handwritten signature in cursive script, appearing to read "W. F. Donohoe".

COLONEL W. F. DONOHOE
SUPERINTENDENT

WFD:pmc

West Virginia Department of Public Safety


Colonel W. F. Donohoe
Superintendent

Lt. Col. H. C. Beverley
Deputy Superintendent

Major R. H. Miller
Chief of Staff

Major M. P. Koernor
Chief of Field Services

Lt. L. C. Yost, Jr.
Communications Officer



DATA PROCESSING

Shirley Schneider
Director of Data Processing

U.C.R.

Sandie Chaney
UCR Analyst

TABLE OF CONTENTS

Letter of Transmittal	i
West Virginia Department of Public Safety - UCR Unit Members	iii
Introduction	1
Classification of Offenses	4
Profile-State of West Virginia	10
Crime Factors	11
Crime Index	12
Annual Report Synopsis	16
West Virginia Offense Data	18
Crime Index Offenses	19
Criminal Homicide-Murder	25
Forcible Rape	29
Robbery	31
Felonious Assault	34
Breaking and Entering	36
Larceny Theft	39
Motor Vehicle Theft	42
West Virginia Arrest Data	45
Violent Crime	46
Property Crime	47
Narcotic Drug Law Arrests	47
Gambling Arrests	47
Juvenile Disposition Data	47
Law Enforcement Employee Data	54
Police Employee Data	55
Law Enforcement Officers Killed and Assaulted	56
State, County, Municipal, and DNR Offense Data	59
Crime Index Report	61
State, County and Municipal Arrest Data	
(Part I Offenses)	111
(Part II Offenses)	151
Department of Natural Resources Arrest Data	193
Arson	206
Domestic Violence	209
Contributor Participation Report	218
Glossary of Terms	227

LIST OF TABLES AND CHARTS

Crime Index by Month	20
Violent Crime Offenses by Month	21
Non-Violent Property Offenses by Month	22
Value of Property Stolen by Type of Offense	23
West Virginia Crime Index-Five Year Recapitulation	24
Murders by Month	26
Murders by and Type of Weapon/Circumstance	27
Murder Victims-Age, Sex, Race, and Ethnic Origin	28
Forcible Rape by Month	30
Robbery by Type of Weapon	31
Robbery by Month	32
Robbery-Value of Property Stolen	33
Felonious Assault by Type of Weapon	34
Felonious Assaults by Month	35
Breaking and Entering by Type of Entry	36
Breaking and Entering by Month	37
Breaking and Entering-Value of Property Stolen	38
Larceny-Theft by Month	40
Larceny-Theft-Value of Property Stolen	41
Motor Vehicle Theft by Type of Motor Vehicle	42
Motor Vehicle Theft by Month	43
Part I and II Arrests by Month	48
Total Arrests	49
Total Arrests by Race and Ethnic Origin	50
Total Arrests by Sex	51
Total Arrests by Age	52-53
Law Enforcement Employee Data	56
Police Officers Assaulted Summary	57
Analysis of Assaults on Law Enforcement Officers	58
Crime Index Report	62-109
Part I Arrests	112-150
Part II Arrests	152-191
DNR Arrests - District 1	194-195
DNR Arrests - District 2	196-197
DNR Arrests - District 3	198-199
DNR Arrests - District 4	200-201
DNR Arrests - District 5	202-203
DNR Arrests - District 6	204-205
Arson Volume and Value of Property Damaged	208
Domestic Violence - Referrals of Suspected Child Abuse and Neglect	212
Domestic Violence - Activity by Agency	213-215
Domestic Violence - Submitting Agencies with Zero Activity	216-217
Contributor Participation Report	219-226
Map of West Virginia	Back Cover

INTRODUCTION

The West Virginia Uniform Crime Reporting (UCR) Program is a statewide uniform method of collecting crime statistical data, under the direction of the Uniform Crime Reporting Division, West Virginia Department of Public Safety. Its purpose is two-fold:

1. To provide a consolidated annual report concerning crime in West Virginia, and
2. To report state-wide crime statistics from a single agency to the Federal Bureau of Investigation

National Uniform Crime Reporting Program

The counterpart of all state-wide UCR programs is the National UCR Program under the direction of the Federal Bureau of Investigation. This National program was the result of a need for nation-wide uniform compilation of law enforcement statistics. Uniform Crime Reports were first collected in 1930 after being developed by a committee of the International Association of Chiefs of Police. Today the IACP continues to serve in an advisory capacity to the FBI in its operation of the UCR program.

In the last several years the FBI has been actively assisting individual states in the development of state-wide programs for the collection of law enforcement statistics. Although individual UCR programs may vary from state to state, all state programs must be compatible with the National UCR Program. Presently there are 40 operational state-level UCR Programs. Crime statistics submitted by individual law enforcement agencies from all fifty (50) states, whether reported through state-level UCR programs or directly to the FBI, are presented annually in the FBI's Uniform Crime Reports publication, **Crime in the United States**.

West Virginia Uniform Crime Reporting Program

Taking advantage of the invaluable assistance provided, West Virginia developed its own state-wide program for collection of law enforcement statistics.

Purpose and Objectives

The fundamental objectives of the West Virginia UCR Program are:

1. Inform the Governor, Legislature, other government officials, and the public as to the nature of the crime problem in West Virginia - its magnitude and its trends.
2. Provide the FBI with complete UCR data to be included in the National crime reports.
3. Provide law enforcement administrators with the best possible data available to help combat individual problem areas.
4. Determine who commits crimes by age, sex, race and ethnic origin and by other attributes in order to find the proper focus for crime prevention and enforcement.
5. Provide base data and statistics to measure the workload and effectiveness of West Virginia's Criminal Justice System, to measure the effect of prevention and deterrence programs, and to assist in the assessment of social and other causes of crime for the development of theories on criminal behavior.

Development

The West Virginia Legislature in the Criminal Identification Bureau Act of 1971 established the Uniform Crime Reporting Statute.

Criminal Identification Bureau Act of 1971 Chapter 15, Article 2, Section 24, Sub-Section 1

(i) All state, county and municipal law enforcement agencies shall submit to the bureau uniform crime reports setting forth their activities in connection with law enforcement. It shall be the duty of the bureau to adopt and promulgate rules and regulations prescribing the forms, general content, time and manner of submission of such Uniform Crime Reports. Willful or repeated failure by any state, county or municipal law enforcement official to submit the Uniform Crime reports as required in this article shall constitute neglect of duty in public office. The Bureau shall correlate the reports submitted to it and shall compile and submit to the governor and the legislature semi-annual reports based on such reports. A copy of such reports shall be furnished to all prosecuting attorneys and law enforcement agencies.

The responsibility and authority for collection and dissemination of UCR data was given to the West Virginia Department of Public Safety (State Police). This program became operational January 1, 1972.

Reporting Procedure

Under the West Virginia UCR Statute, law enforcement agencies are required to submit specified Uniform Crime Reports. The necessary information for each of the required reports is gathered from each agency's record of complaints, investigations and arrests. Offenses are recorded by the municipality and county in which they occur. Municipal law enforcement agencies report those crimes which occur within the cities, county sheriff's departments and state police report those crimes which occur within the counties but outside of the cities.

Uniform crime reports are submitted on a monthly basis. Law enforcement agencies report the number of offenses known to them in the following Part I crime categories:

- (1) Criminal Homicide
- (2) Forcible Rape
- (3) Robbery
- (4) Felonious Assault
- (5) Breaking and Entering
- (6) Larceny
- (7) Motor Vehicle Theft

Arson became the eighth crime index offense in 1979, however, these statistics are collected in a supplemental form and are shown separately.

In addition, law enforcement agencies report on a monthly basis supplemental offense information such as the value of property stolen and recovered, the circumstances surrounding homicides and rapes, the age, sex, race and ethnic origin of all persons arrested, and police disposition of juveniles. Police employee data is collected on an annual basis. Information on Domestic Violence is collected on a monthly basis in accordance with House Bill 802, which went into effect July 1, 1981. Summary information on Domestic Violence is included in this addition of **Crime in West Virginia**.

Verification Process

An obvious concern in the collection of crime statistics from law enforcement agencies throughout the state is the uniformity and accuracy of data received. All law enforcement agencies are furnished with the Uniform Crime Reporting Handbook which outlines in detail the proper procedures for scoring and classifying offenses. However, program aides such as guides and instructions do not necessarily guarantee the accuracy and correctness of the reports submitted by the agencies. Additional controls therefore are necessary.

Each report received by the UCR Section is recorded, examined and verified for mathematical accuracy and possibly more important for reasonableness. The elimination of duplication of reporting by agencies receives particular attention. Checks are built into the data processing of the reports to further ensure their validity and accuracy. The UCR Program, however, is still affected to some degree by problems such as incorrect reports, incomplete records, misinterpreted data and human error, as are all statistical programs. In addition, it should be pointed out that there is no way of determining the actual total number of crimes which are committed. Many criminal acts occur which are not reported to official sources. It is for this reason the Uniform Crime Reporting Program focuses its attention on the offenses which are reported to law enforcement agencies.

In spite of these and other shortcomings, the Uniform Crime Reporting Program still provides the best information available concerning crime in West Virginia.

Population Data

The computation of crime rates as they appear in this report by municipality, county and state is based on 1984 population data provided by the Federal Bureau of Investigation through the cooperation and assistance of the United States Bureau of Census.

CLASSIFICATION OF OFFENSES

Uniformity in reporting under the West Virginia System is based upon the proper classification of offenses by police.

The adoption of the Federal System of Uniform Crime Reporting included the utilization of the offense classifications of that system. Law enforcement in this state has made accurate application of those classifications in the reports submitted to the West Virginia Uniform Crime Reporting System.

In view of the need for compatibility with the federal system "offenses" under the program are not distinguished by designation of "high misdemeanors," "misdemeanors," or violations of municipal ordinances. The explanations of offense classifications may vary slightly with those employed at the federal level because the language used is that familiar to law enforcement in this state. However, the major categories of offense classification remain the same as those employed on the national level.

Part I Offenses

Offense data consists of information that has been extracted from reports of Part I crimes that have come to the attention of West Virginia law enforcement agencies. In general, Part I crimes are those serious crimes that are usually reported to law enforcement agencies. They consist of the following offenses:

Offense Classifications

(1) Homicide

1a. **Murder and Non-Negligent Manslaughter**—The unlawful killing of a human being with malice aforethought.

General Rule—Any death due to a fight, argument, quarrel, assaults or commission of a crime.

1b. **Manslaughter by Negligence**—The unlawful killing of a human being, by another, without malice aforethought.

General Rule—The killing may result from the commission of an unlawful act or from a lawful act performed with gross negligence. Traffic deaths may be classified as such when due to gross negligence of someone rather than the victim.

(2) Forcible Rape

2a. **Rape by Force**—The carnal knowledge of a female forcibly against her will.

General Rule—Forcible rape of a female but excluding carnal abuse (Statutory Rape) or other sex offenses.

2b. **Assault on Rape-Attempts**—All assaults and attempts to rape.

(3) Robbery—The felonious and forcible taking of the property of another, against his will, by violence or by putting him in fear. Includes all attempts.

3a. **Gun**—All robberies and attempted robberies involving the use of any type firearms (revolvers, automatic pistols, shotguns, zip guns, rifles, pellet guns, etc.)

3b. **Knife or Cutting Instrument**—All robberies and attempted robberies involving the use of cutting or stabbing objects (knife, razor, hatchet, axe, cleaver, scissors, glass, broken bottle, dagger, ice pick, etc.)

3c. **Other Dangerous Weapons**—All robberies or attempted robberies when any other object or thing is used as a weapon. (This includes clubs, bricks, jack handles, bottles, explosives, acid, etc.)

3d. **Strong Arm-Hands, Fists, Feet, Etc.**—All Robberies which includes muggings and similar offenses where no weapon is used, but strong arm tactics are employed to deprive the victim of his property. This is limited to hands, arms, fists, feet, etc. As in armed robbery, include all attempts.

(4) **Assaults**—An assault is an attempt or offer, with unlawful force or violence, to do physical injury to another.

General Rule—All assaults will be classified in the following categories, excluding assaults with intent to rob or rape.

4a. **Gun**—All assaults and attempted assaults involving the use of any type of firearms. (Revolvers, automatic pistols, shotguns, zip guns, pellet guns, etc.)

4b. **Knife or Cutting Instrument**—All assaults and attempted assaults, involving the use of cutting or stabbing objects (knife, razor, hatchet, axe, cleaver, scissors, glass, broken bottle, dagger, ice pick, etc.).

4c. **Other Dangerous Weapon**—All assaults or attempted assaults when any other object or thing is used as a weapon. (Clubs, bricks, pick handles, bottles, acid, explosives, lye, poison, scalding water and cases of attempted drowning, burning, etc.).

4d. **Hands, Fists, Feet, Etc.-Felonious**—Assaults which are of a felonious nature when hands, fists, feet, etc., are used. To be classified as felonious assault, the attack must result in serious personal injury.

4e. **Other Assaults-Not Felonious**—All offenses of simple assault and assault and battery.

(5) **Breaking and Entering**—Unlawful entry or attempted forcible entry of any structure to commit a felony or larceny.

General Rule—Any unlawful entry or attempted forcible entry of any dwelling house, attached structure, public building, shop, office, factory, storehouse, apartment, house trailer, warehouse, mill, barn, other building, houseboat, or railroad car.

NOTE: For Uniform Crime Reporting purposes, breaking and entering and larceny are classified only as breaking and entering, the larceny is excluded. Breaking and Entering of a motor vehicle is classified as larceny.

5a. **Forcible Entry**—All offenses where force of any kind is used to enter unlawfully a locked structure, with intent to steal or commit a felony. This includes entry by use of a master key, celluloid, or other device that leaves no outward mark but is used to open a lock. Concealment inside a building, followed by the breaking out of the structure is also included.

5b. **Unlawful Entry-No Force**—Any unlawful entry without any evidence of forcible entry.

5c. Attempted Forcible Entry—When determined that forcible entry has been attempted.

- (6) **Larceny Theft (Except Auto Theft)**—The unlawful taking of the property of another with intent to deprive him of ownership.

General Rule—All larcenies and thefts resulting from pocket-picking, purse snatching, shoplifting, larceny from auto, larcenies of auto parts and accessories, theft of bicycles, larcenies from buildings, and from coin operated machines. Any theft that is not a robbery or the result of breaking and entering is included. Embezzlement, larceny by bailee, fraud or bad check cases are excluded.

- (7) **Motor Vehicle Theft**—The larceny or attempted larceny of a motor vehicle.

General Rule—Thefts and attempted thefts of a motor vehicle. This includes all vehicles which can be registered as a motor vehicle in this state. Excludes where there is a lawful access to the vehicle, such as a family situation or unauthorized use by others with lawful access to the vehicle. (Chauffeur, employees, etc.).

- (8) **Arson**—Include all arrests for violation of State Laws and Municipal Ordinances relating to arson and attempted arson.

General Rule: Any willful or malicious burning or attempt to burn, with or without intent to defraud, a dwelling house, public building, motor vehicle or aircraft, personal property of another, etc. Only fires determined through investigation to have been willfully or maliciously set are to be classified as arsons. Attempts to burn should be included, but fires of suspicious or unknown origins should not be reported.

The hierarchy rule will not apply to the offense of Arson. Any other Crime Index Offense occurring in conjunction with an arson will be reported.

Part II Offenses

Part II Offenses are made up of all other crimes not classified as Part I crimes. Information on Part II offenses is only reported when an arrest has been made. Part II crimes for UCR purposes are as follows:

- (9) **Other Assaults**—This class is comprised of all assaults and attempted assaults which are simple or minor in nature. These "Other Assaults" are also scored on Return A under item 4e as an Offense Known to Police. However, for the purpose of this return, arrests for this offense are scored in this class.
- (10) **Forgery and Counterfeiting**—In this class all offenses dealing with the making, altering, uttering or possessing, with intent to defraud, anything false in the semblance of that which is true.
- Include:** Altering or forging public or other records. Making, altering, forging, or counterfeiting bills, notes, drafts, tickets, checks, credit cards, etc.
- Counterfeiting coins, plates, bank notes, checks, etc.
- Possessing or uttering forged or counterfeiting instruments.
- Signing the name of another or fictitious person with intent to defraud.
- All attempts to commit any of the above.

- (11) **Fraud**—Fraudulent conversion and obtaining money or property by false pretense. Includes bad checks, confidence games, etc., except forgeries and counterfeiting.
- (12) **Embezzlement**—Misappropriation or misapplication of money or property entrusted to one's care, custody or control.
- (13) **Stolen Property: Buying, Receiving, Possessing**—Include in this class all offenses of buying, receiving, and possession of stolen property, as well as all attempts to commit any of these offenses.
- (14) **Vandalism**—Include in this class all willful or malicious destruction, injury, disfigurement or defacement of any public or private property, real or personal, without consent of the owner or person having custody or control, by cutting, tearing, breaking, marking, painting, drawing, covering with filth, or any other such means as may be specified by law or ordinance. This offense covers a wide range of malicious behavior directed at property.
- (15) **Weapons: Carrying, Possessing, Etc.**
 This class deals with violations of weapons laws such as:
 Manufacture, sale or possession of deadly weapons.
 Carrying deadly weapons.
 Furnishing deadly weapons to minors.
 Aliens possessing deadly weapons. All attempts to commit the above.
- (16) **Prostitution and Commercialized Vice**—Include in this class the sex offenses of a commercialized nature, such as:
 Prostitution
 Keeping bawdy house, disorderly house, or house of ill repute.
 Pandering, procuring, transporting or detaining women for immoral purposes, etc.
 All attempts to commit any of the above.
- (17) **Sex Offenses**—Except forcible rape, prostitution and commercialized vice. Include offenses against chastity, common decency, morals, and the like.
 Adultery and fornication
 Buggery
 Incest - (No Force)
 Indecent Exposure
 Sodomy
 Statutory Rape-(No Force)
 All attempts to commit any of the above.

- (18) **Narcotic Drug Laws**—Narcotic drug law arrests are requested on the basis of the narcotics used. Include all arrests for violations of State and Local Ordinances, specifically those relating to the unlawful possession, sale, use, growing, manufacturing and making of narcotic drugs. Make the following subdivisions of narcotic drug law arrests.
- Opium or cocaine and their derivatives
 - Morphine, heroin, codeine
 - Marijuana
 - Synthetic narcotics, manufactured narcotics which can cause true drug addiction.
 - Demerol, methadones
 - Dangerous non-narcotic drugs
 - Barbiturates, benzedrine
- (19) **Gambling**—All charges which relate to promoting, permitting or engaging in gambling. To provide a more refined collection of gambling arrests, the following breakdown should be furnished:
- Bookmaking (Horse and sport books)
 - Numbers and lottery
 - All other
- (20) **Offenses Against the Family and Children**—Included here are all charges of non- support and neglect or abuse of family and children.
- Desertion, abandonment, or non-support
 - Neglect or abuse of child
 - Non-payment of alimony
- (21) **Driving Under the Influence**—This class is limited to the driving or operating of any vehicle while drunk or under the influence of liquor or narcotic drugs.
- (22) **Liquor Laws**—With the exception of “Drunkenness” (Class 23) and “Driving Under the Influence” (Class 21), liquor law violations, State or Local, are placed in this class. Do not include Federal violations. Include: Manufacturing, sale, transporting, furnishing, possession, etc.
- Maintaining unlawful drinking places
 - Bootlegging
 - Operating still
 - Furnishing liquor to a minor
 - Using vehicle for illegal transportation of liquor
- (23) **Drunkenness**—Included in this class are all offenses of drunkenness or intoxication. with the exception of “Driving Under the Influence” (Class 21).
- Drunk and disorderly
 - Public intoxication

- (24) **Disorderly Conduct**—In this class, all disorderly persons arrested except those counted in classes 1 through 23 and class 25 are included.
- (25) **Vagrancy**—Place in this class arrests for disorderly persons when the person is arrested for failure to give good account of himself.
- (26) **All Other Offenses**—Include in this class every other State or Local offense not included in classes 1 through 25.

Abduction and compelling to marry

Abortion (Death resulting from abortion is homicide)

Bastardy and concealing death of a bastard

Bigamy and polygamy

Blackmail and extortion

Bribery

Contempt of Court

Discrimination, unfair competition

Kidnapping

Offenses contributing to juvenile delinquency except as provided for in classes 1 through 29, such as employment of children in immoral vocations or practices, admitting minors to improper places, etc.

Perjury and subornation of perjury

Possession, repair, manufacture, etc., of burglar's tools

Possession or sale of obscene literature

Unlawful use, possession, etc., of explosives, etc.

- (27) **Suspicion**—Not Reported in West Virginia.
- (28) **Curfew and Loitering Laws (Juveniles)**—Count all arrests made for violations of local curfew or loitering ordinances.
- (29) **Runaway (Juvenile)**—Count arrests made by other jurisdictions of runaways from your jurisdiction. Do not include protective custody actions with respect to runaways you take for other jurisdictions. Count only your own local cases.

PROFILE STATE OF WEST VIRGINIA

West Virginia, truly deserving of its nickname "Mountain State" possesses an abundance of resources — natural, educational and recreational — for its citizens and for visitors to this fine state.

Bordered by the states of Pennsylvania, Maryland, Ohio, Kentucky and Virginia, West Virginia is located between the large population centers of the East and Midwest. Four principal Metropolitan market areas — New York, Chicago, Philadelphia and Detroit — are within a 500 mile radius of the state.

Comprised of 55 counties, with a population in 1984 of 1,952,000 and a density of 80.4 persons per square mile, West Virginia is primarily a rural state. Known best as one of the major coal producing states, West Virginia continues to move to the forefront in terms of energy production, research, and development. In addition to an increased emphasis on coal, natural gas liquids and petroleum continue to be important mineral resources. And in the Ohio and Kanawha River Valleys the chemical industry has become a major economic force in the state. Add to these other resources such as metals and high quality timber from our vast woodlands, and it becomes obvious that West Virginia's economy is quite diverse.

Two areas of improvement West Virginians are quite proud of are in education and in recreation. Advancements in education include the addition of three medical schools, an excellent law school, a greatly expanded statewide College of Graduate Studies, as well as many new elementary, secondary, vocational and technical schools throughout the state.

In the area of recreation, West Virginia is a state with an exceptional outdoor recreation base. Its varied topography, climate and resources give it the potential of being a year-round recreation land serving the people of the Eastern United States. With its fine fishing streams, picturesque mountains and abundant forest areas, West Virginia's state parks and forests continue to attract visitors in ever-growing numbers. Skiing has become a very popular winter activity with the State having 4 major ski resorts to offer people in the Eastern U.S.

This profile is presented to help the reader gain a better understanding of the state of West Virginia.

CRIME FACTORS

Statistics gathered under the Uniform Crime Reporting Program are submitted by the law enforcement agencies of West Virginia and project a state-wide view of crime. Awareness of the presence of certain crime factors, which may influence the resulting volume and type of statistics presented, is necessary if fair and equitable conclusions are to be drawn. These crime-influencing factors are present, to some degree, in every community and their presence affects, in varying degrees, the crime experience of that community. Attempts at comparison of crime figures between communities should not be made without first considering the individual factors present in each community.

Crime, as an outgrowth of society, remains a social problem of grave concern and the police are limited in their role to its suppression and detection. As stated by the President's Commission on Law Enforcement and Administration of Criminal Justice in their report "The Challenge of Crime In A Free Society" (1967-Page 92):

"But the fact that the police deal daily with crime does not mean that they have unlimited power to prevent it, or reduce it, or deter it. The police did not create and cannot resolve the social conditions that stimulate crime. They did not start and cannot stop the convulsive social changes that are taking place in America. They do not enact the laws that they are required to enforce, nor do they dispose of the criminals they arrest. The police are only one part of the criminal justice system; the criminal justice system is only one part of the government; and the government is only one part of society. Insofar as crime is a social phenomenon, crime prevention is the responsibility of every part of society. The criminal process is limited to case by case operations, one criminal or one crime at a time."

Set forth below are some of the conditions which will, by type and volume, affect the crime that occurs from place to place:

Density and size of the community population and the metropolitan area of which it is a part.

Composition of the population with reference particularly to age, sex, race and ethnic origin.

Economic status of the population.

Relative stability of the population, including commuters, seasonal, and other transient types.

Climate, including seasonal weather conditions.

Educational, recreational, and religious characteristics.

Standards governing appointments to the police force.

Policies of the prosecuting officials and the courts.

Attitude of the public toward law enforcement problems.

The Administrative and investigative efficiency of the local law enforcement agency, including the degree of adherence to crime reporting standards.

CRIME INDEX

The tabulations presented in the tables, graphs, and charts in this publication indicate the volume and distribution of crime in West Virginia on the basis of a Crime Index. The crime figures are broken down by municipal, county and state totals.

The Uniform Crime Reporting Program utilizes seven crime classifications to establish an index to measure the trend and distribution of crime in the United States. These crimes—Murder, Forcible Rape, Robbery, Felonious Assault, Breaking & Entering, Larceny Theft and Motor Vehicle Theft—are counted by law enforcement agencies as the crimes become known to them. These crimes were selected for use in the Crime Index because, as a group, they represent the most common local crime problem. They are all serious crimes, either by their very nature or due to the volume in which they occur. Offenses of Murder, Forcible Rape, Robbery, and Felonious Assault are categorized as Violent Crimes. Offenses of Breaking & Entering, Larceny-Theft and Motor Vehicle Theft are classed as Non-Violent Crimes.

The Uniform Crime Reporting Program is based upon a policy of counting only the most serious offense in situations where multiple offenses have occurred. This rule is known as the Hierarchy Rule and applies only to crime reporting. With the addition of Arson as a Part I crime in 1979, however, it was recognized that Arson normally occurs with other Part I crimes and that important information could be lost by using the Hierarchy Rule as a guide. Therefore, Arson is reported regardless of the crime being committed in conjunction with another Part I offense. Due to complications in absorbing Arson data into the present UCR computer system and due to the newness of statistical data collected, **Arson data is not included in any reference to the Crime Index but is instead reported separately in another section of this report.**

The crime counts set forth in this publications are for actual offenses established by police investigation. In 1984, 44,882 Crime Index Offenses were known to police.

Calculation of Rates and Percentages

Monthly and annual Uniform Crime Reports currently received from 360 municipal, county and state law enforcement agencies in West Virginia represent 100 percent of the estimated West Virginia population.

The West Virginia State Police maintain at least one detachment in each of the 55 counties throughout the state. Each detachment is mainly responsible for law enforcement in the rural areas of the respective county. Therefore, there are two law enforcement agencies (state police and sheriff's department) in each county which serve the same area and essentially the same population. Because of this fact, to attempt to compute a crime rate for each of the agencies would be unreasonable. The problem was resolved by combining activity reported by both agencies into one category hereafter referred to in this report as "rural county". However, the number of offenses and the percent of offenses cleared is listed separately for each agency.

This report provides police executives with a yardstick with which to measure local crime problems. To use this report as an administrative tool, data must be converted into rates and percentages. Simple formulas for this purpose are presented below.

Crime Rates

The most used of all crime statistics is the Crime Index Rate, which refers to the number of Crime Index offenses per 100,000 inhabitants. It can be calculated by either of two procedures.

One procedure is to divide the number of Crime Index Offenses by the population, and to multiply the result by 100,000.

EXAMPLE:

$$\frac{1,980 \text{ Robberies}}{500,000 \text{ Population}} = .003960 \times 100,000 = 396.0$$

Crime Rate
Robberies
per 100,000
persons

Another procedure is called the reciprocal method. It can be used to calculate crime rates for a number of different offense classifications. The **reciprocal** is determined by dividing 100,000 by the population. The reciprocal can then be multiplied by the number of offenses for each crime to determine the rate per 100,000.

EXAMPLE:

$$\frac{100,000}{500,000 \text{ population}} = \text{Reciprocal } .200000 \times \begin{matrix} \text{Number of} \\ \text{Robberies} \\ 1,980 \end{matrix} = 396.0 \text{ Robberies per } 100,000 \text{ persons}$$

Crime Rate

All Crime Rates which were calculated for the total number of offenses committed in the State were based on the number of offenses per 100,000 persons.

However, due to the fact that no city within the State has a population over 100,000, calculations for each individual contributing agency were based on the number of offenses per 1,000 persons.

Clearance Rates

For Uniform Crime Reporting purposes, a Crime Index Offense is cleared when a law enforcement agency has identified the offender, there is enough evidence to charge him and he is actually taken into custody. The arrest of one person can clear several crimes or several persons may be arrested in the process of clearing one crime.

Crime solutions are also recorded in exceptional circumstances when some element beyond law enforcement control precludes formal charges against the offender. An offense may be exceptionally cleared when it falls into one of the following categories:

1. The offender commits suicide.
2. A double murder occurs (two persons kill each other).
3. The offender dies after making a confession (dying declaration).
4. The offender is killed by a law enforcement officer.
5. The offender confesses to committing the crime while already in custody for another crime or serving a sentence.
6. The offender is prosecuted in another city for a different crime by federal, state or local authorities, or for the same offense, and the other jurisdiction refuses to release the offender.
7. Another jurisdiction refuses to extradite the offender.

8. The victim of a crime refuses to cooperate in the prosecution.
9. The offender is prosecuted for a less serious charge than the one for which he was arrested.
10. The offender is a juvenile who is handled by a verbal or written notice to the parents in instances involving minor offenses such as petit larceny.

For the year of 1984, 24.7 percent of all Index Crimes were cleared as compared to 24.0 percent cleared during 1983. The percentage of Violent Crimes cleared was 66.8 percent in 1984 and 68.2 percent in 1983, while the clearance rate for Property Crimes was 21.4 percent in 1984 and 20.6 percent in 1983.

**CRIME IN WEST VIRGINIA
ANNUAL REPORT SYNOPSIS**

1984

POPULATION:	
TOTAL	1,952,000
RURAL	1,191,969
MUNICIPAL	760,031

LAW ENFORCEMENT EMPLOYEES:	
TOTAL	3,981
SWORN OFFICERS	2,830
CIVILIANS	1,151

INDEX CRIME VOLUME:	
TOTAL	44,882
VIOLENT	3,266
MURDER	86
FORCIBLE RAPE	308
ROBBERY	737
FELONIOUS ASSAULT	2,135
NON-VIOLENT	41,616
BREAKING AND ENTERING	12,467
LARCENY-THEFT	25,820
MOTOR VEHICLE THEFT	3,329

INDEX CRIME TIME FREQUENCIES:	
TOTAL	1 EVERY 11.7 MINUTES
VIOLENT	1 EVERY 2.7 HOURS
MURDER	1 EVERY 4.2 DAYS
FORCIBLE RAPE	1 EVERY 1.2 DAYS
ROBBERY	1 EVERY 11.9 HOURS
FELONIOUS ASSAULT	1 EVERY 4.1 HOURS
NON-VIOLENT	1 EVERY 12.6 MINUTES
BREAKING AND ENTERING	1 EVERY 42.2 MINUTES
LARCENY-THEFT	1 EVERY 20.4 MINUTES
MOTOR VEHICLE THEFT	1 EVERY 2.6 HOURS

INDEX CRIME RATE PER 100,000 RESIDENTS:	
TOTAL	2,299.3
VIOLENT	167.3
MURDER	4.4
FORCIBLE RAPE	15.8
ROBBERY	37.8
FELONIOUS ASSAULT	109.4

NON-VIOLENT	2,132.0
BREAKING AND ENTERING	638.7
LARCENY-THEFT	1,322.7
MOTOR VEHICLE THEFT	170.5

INDEX CRIME CLEARANCES (RATES):

TOTAL	11,072 (24.7%)
VIOLENT	2,182 (66.8%)
MURDER	81 (94.2%)
FORCIBLE RAPE	229 (74.3%)
ROBBERY	264 (35.8%)
FELONIOUS ASSAULT	1,608 (75.3%)
NON-VIOLENT	8,890 (21.4%)
BREAKING AND ENTERING	2,295 (18.4%)
LARCENY-THEFT	5,632 (21.8%)
MOTOR VEHICLE THEFT	963 (28.9%)

INDEX CRIME ARRESTS:

TOTAL	11,070
VIOLENT	1,773
MURDER	102
FORCIBLE RAPE	172
ROBBERY	358
FELONIOUS ASSAULT	1,141
NON-VIOLENT	9,297
BREAKING AND ENTERING	2,672
LARCENY-THEFT	5,960
MOTOR VEHICLE THEFT	665

VALUE OF PROPERTY STOLEN:

TOTAL STOLEN	\$31,887,906
TOTAL RECOVERED	\$11,678,101 (36.6%)

LAW ENFORCEMENT OFFICERS:

KILLED	0
ASSAULTED	195
(WITH PERSONAL INJURY)	54 (27.7%)

ARSON OFFENSES (VALUE OF PROPERTY DAMAGED):

TOTAL	655	\$ 9,805,990
STRUCTURAL	403	\$ 8,866,135
MOBILE	218	\$ 933,675
OTHER	34	\$ 6,180

THIS SYNOPSIS OF CRIME IN WEST VIRGINIA FOR 1984 PRESENTS SIGNIFICANT INFORMATION FOR THE YEAR TO PROVIDE READY REFERENCE TO PERSONS NOT PARTICULARLY INTERESTED IN OR IN NEED OF DETAILED STATISTICS OR COMPARISONS.

WEST VIRGINIA OFFENSE DATA

CRIME INDEX OFFENSES 1984

The crimes in this group are all serious, either by their very nature or because of the frequency with which they occur, and present a common enforcement problem to all police.

A total of 44,882 Crime Index Offenses were reported for 1984.

August recorded the highest number of Crime Index Offenses with 3,952.

There were 2,299.3 Crime Index Offenses per 100,000 population in West Virginia.

The total dollar value of property stolen during commission of Crime Index Offenses was \$31,887,906, of which \$11,678,101 was recovered.

A total of 11,072 Crime Index Offenses were cleared by arrest or exceptional clearance, a clearance rate of 24.7 percent. Adults were involved in 9,180 of the clearances, and juveniles were involved in 1,892 of the clearances.

There were 11,070 persons arrested for Crime Index Offenses; 9,218 of those arrested were males, 2,479 were under 18, and 9,733 were white.

Crime Index Offenses can be further categorized as a Violent Crime (Murder, Forcible Rape, Robbery, and Felonious Assault) or Non-Violent (or Property) Crime (Breaking and Entering, Larceny-Theft, and Motor Vehicle Theft). Arson is a Property Crime, but is analyzed separately.

Violent Crimes involve the element of personal confrontation between the perpetrator and the victim and are considered more serious than Property (or Non-Violent) Crimes.

A total of 3,266 Violent Crimes were reported for 1984.

March recorded the highest number of Violent Crimes with 300.

There were 167.3 Violent Crimes per 100,000 population in West Virginia.

A total of 2,182 Violent Crime Offenses were cleared by arrest or exceptional clearance, a clearance rate of 66.8 percent. Adults were involved in 1,971 of the clearances.

There were 1,773 persons arrested for Violent Crime Offenses; 1,638 of those arrested were males, 136 were under 18, and 1,480 were white.

A total of 41,616 Non-Violent (or Property) Crimes were reported for 1984.

August recorded the highest number of Non-Violent Crimes with 3,681.

There were 2,131.9 Non-Violent Crimes per 100,000 population in West Virginia.

A total of 8,890 Non-Violent Crime Offenses were cleared by arrest or exceptional clearance, a clearance rate of 21.4 percent. Adults were involved in 7,209 of the clearances.

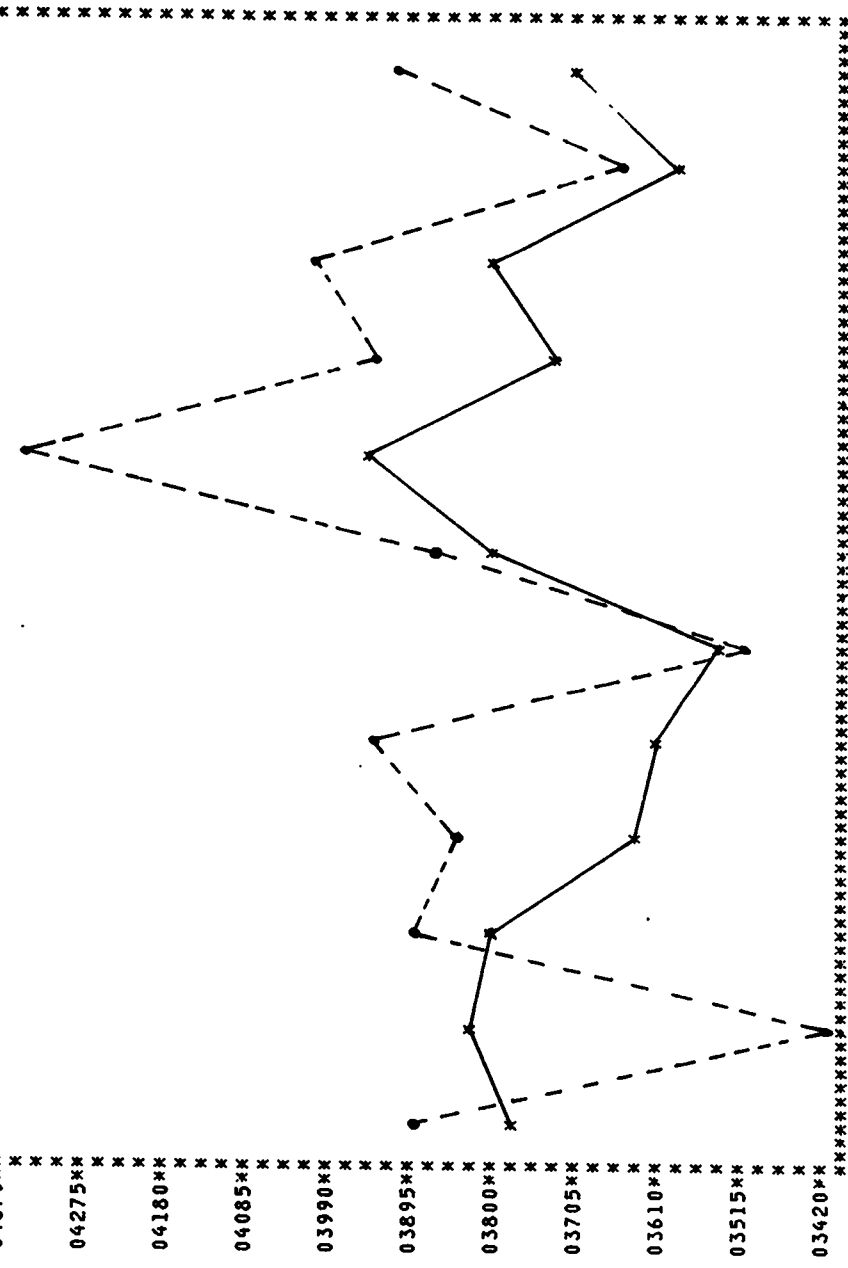
There were 9,297 persons arrested for Non-Violent Crime Offenses; 7,580 of those arrested were males, 2,343 were under 18, and 8,253 were white.

CRIME INDEX OFFENSES

January - December 1984, 1983

TOTAL CRIME INDEX OFFENSES

*****		***** N U M B E R O F O F F E N S E S B Y M O N T H *****												*****		
*****		JAN	FEB	MAR	APR	MAY	JUN	JUL	AUG	SEP	OCT	NOV	DEC	TOT	CRIME RATE	OFF-CLEARED
PERIOD 1 84	3797	3826	3817	3635	3633	3543	3821	3952	3736	3807	3587	3728	44882	22.89	9180	1892
PERIOD 2 83	3918	3420	3901	3869	3956	3537	3875	4363	3943	4032	3661	3939	46414	23.21	9311	1819
NUMERICAL CHANGE	121	406	84	234	323	6	54	411	207	225	74	211	1552	.52	131	73
PERCENT CHANGE	3.1	11.9	2.2	6.0	8.2	.2	1.4	9.4	5.2	5.6	2.0	5.4	3.3	1.4	1.4	4.0

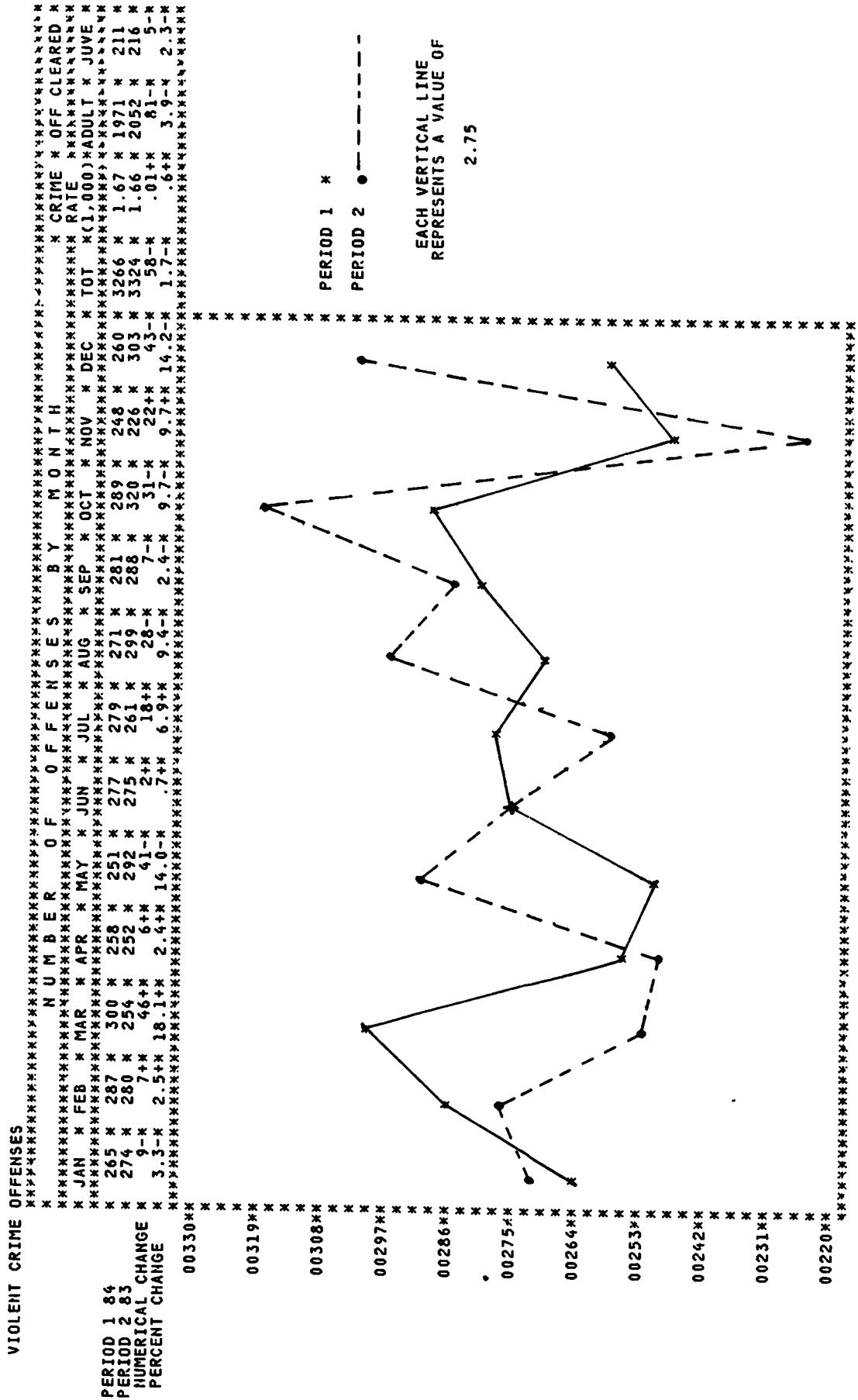


PERIOD 1 *
PERIOD 2 •

EACH VERTICAL LINE OF
REPRESENTS A VALUE OF
23.75

VIOLENT CRIME OFFENSES

January - December 1984, 1983

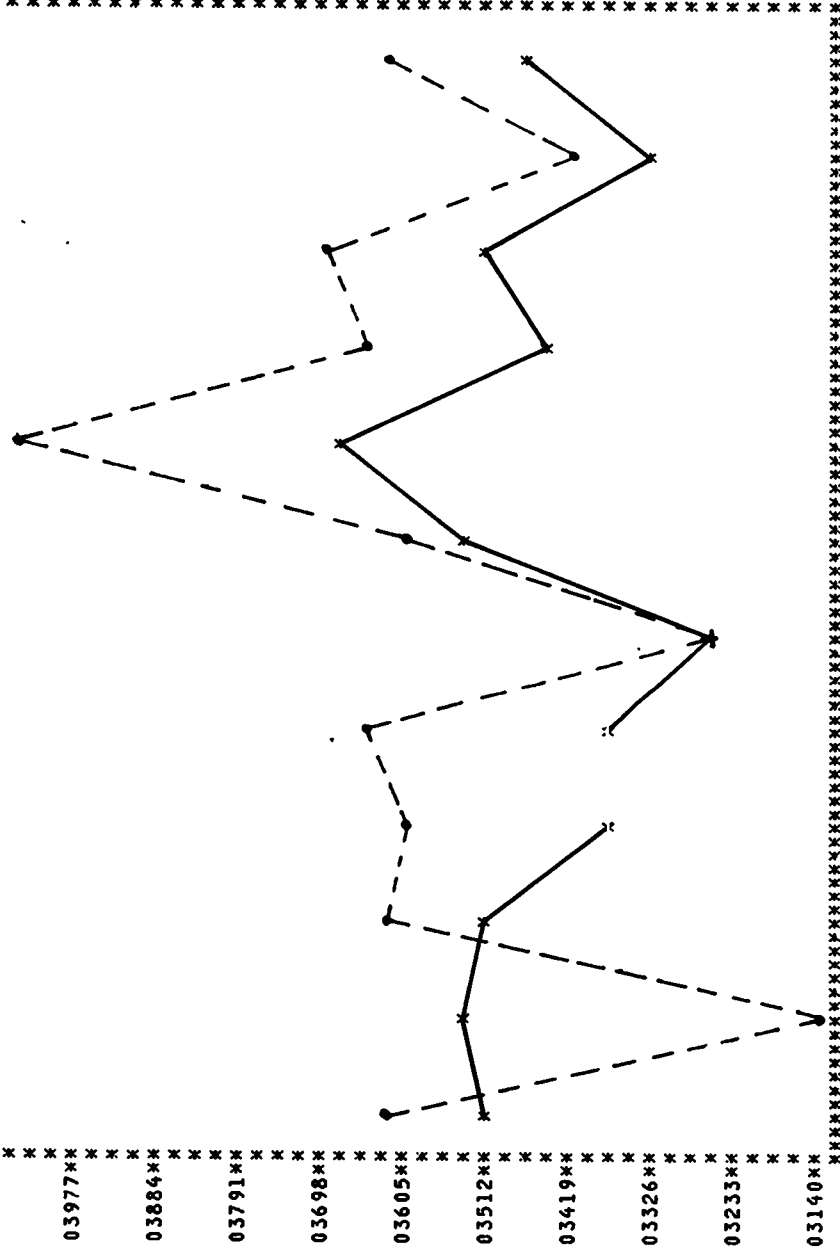


NON-VIOLENT PROPERTY OFFENSES

January - December 1984, 1983

NON-VIOLENT OFFENSES

	NUMBER OF OFFENSES BY MONTH														
	JAN	FEB	MAR	APR	MAY	JUN	JUL	AUG	SEP	OCT	NOV	DEC	TOT	CRIME RATE	OFF CLEARED
PERIOD 1 84	3532	3539	3517	3377	3382	3266	3542	3681	3455	3518	3339	3468	41616	21.22	7209
PERIOD 2 83	3644	3140	3647	3617	3664	3262	3614	4064	3655	3712	3435	3636	43090	21.55	7259
NUMERICAL CHANGE	112	399	150	240	282	4	72	383	200	194	96	168	1474	.33	50
PERCENT CHANGE	3.1	12.7	3.6	6.6	7.7	.1	2.0	9.4	5.5	5.2	2.8	4.6	3.4	1.5	7



PERIOD 1 * -
 PERIOD 2 • - - - -

EACH VERTICAL LINE
 REPRESENTS A VALUE OF
 23.25

VALUE OF PROPERTY STOLEN

By Type Of Offense

January - December 1984, 1983

BREAKING AND ENTERING				ROBBERY			
CLASSIFICATION		NUMBLR	AMOUNT	CLASSIFICATION		NUMBLR	AMOUNT
RESIDENCE-COMMITTED DURING NIGHT	1984	3,399	2,213,961	HIGHWAY	1984	350	37,836
	1983	3,666	2,643,274		1983	443	103,226
PERCENT OF CHANGE		7.28-	16.24-	PERCENT OF CHANGE		20.99-	14.91-
RESIDENCE-COMMITTED DURING DAY	1984	1,755	1,345,181	COMMERCIAL HOUSE	1984	55	28,160
	1983	1,596	1,224,200		1983	77	35,853
PERCENT OF CHANGE		9.96+	9.88+	PERCENT OF CHANGE		28.57-	21.46-
RESIDENCE-COMMITTED UNKNOWN	1984	2,067	1,273,253	SERVICE STATION	1984	41	9,342
	1983	2,343	1,469,500		1983	40	13,969
PERCENT OF CHANGE		11.78-	13.35-	PERCENT OF CHANGE		2.50+	33.12-
NONRESIDENCE-COMMITTED DURING NIGHT	1984	3,577	2,744,952	CHAIN STORE	1984	66	32,138
	1983	3,960	2,714,710		1983	76	41,189
PERCENT OF CHANGE		9.67-	1.11+	PERCENT OF CHANGE		13.16-	21.97-
NONRESIDENCE-COMMITTED DURING DAY	1984	498	339,986	RESIDENCE	1984	97	108,087
	1983	299	151,872		1983	112	51,213
PERCENT OF CHANGE		66.56+	123.86+	PERCENT OF CHANGE		13.39-	111.05+
NONRESIDENCE-COMMITTED UNKNOWN	1984	1,171	875,096	BANK	1984	21	93,074
	1983	1,296	751,024		1983	8	21,286
PERCENT OF CHANGE		9.65-	16.52+	PERCENT OF CHANGE		162.50+	337.25+
TOTAL	1984	12,467	8,792,429	MISCELLANEOUS	1984	107	28,925
	1983	13,160	8,954,580		1983	102	34,071
PERCENT OF CHANGE		5.27-	1.81-	PERCENT OF CHANGE		4.90+	15.10-
				TOTAL	1984	737	387,562
					1983	858	300,807
				PERCENT OF CHANGE		14.10-	28.84+

LARCENY BY CLASSIFICATION				LARCENY BY VALUE			
CLASSIFICATION		NUMBER	AMOUNT	CLASSIFICATION		NUMBER	AMOUNT
POCKET-PICKING	1984	271	69,815	\$200 AND OVER	1984	8,730	7,394,858
	1983	180	28,927		1983	8,945	7,617,705
PERCENT OF CHANGE		50.56+	141.35+	PERCENT OF CHANGE		2.40-	2.93-
PURSE-SNATCHING	1984	232	41,228	\$50 TO \$200	1984	9,089	964,311
	1983	282	46,681		1983	9,622	1,044,756
PERCENT OF CHANGE		17.73-	11.68-	PERCENT OF CHANGE		5.54-	7.70-
CARGO-THEFTS	1984	199	264,308	UNDER \$50	1984	8,001	142,591
	1983	167	122,706		1983	7,860	152,453
PERCENT OF CHANGE		19.16+	115.40+	PERCENT OF CHANGE		1.79+	6.59-
SHOPLIFTING	1984	3,714	216,555	TOTAL	1984	25,820	8,501,760
	1983	3,358	164,740		1983	26,427	8,815,114
PERCENT OF CHANGE		10.60+	31.45+	PERCENT OF CHANGE		2.30-	3.55-
FROM AUTOS	1984	5,492	1,896,496				
	1983	5,626	2,004,769				
PERCENT OF CHANGE		2.38-	5.40-				
AUTO PARTS-ACCESSORIES	1984	4,287	908,363				
	1983	4,764	931,628				
PERCENT OF CHANGE		10.01-	2.50-				
BICYCLES	1984	2,061	271,650				
	1983	2,348	306,397				
PERCENT OF CHANGE		12.22-	11.34-				
FROM BUILDINGS	1984	4,085	1,903,438				
	1983	4,114	2,287,893				
PERCENT OF CHANGE		.70-	16.80-				
COIN OPERATED MACHINES	1984	367	65,279				
	1983	265	57,534				
PERCENT OF CHANGE		38.49+	13.46+				
LIVESTOCK	1984	89	70,134				
	1983	118	43,844				
PERCENT OF CHANGE		24.58-	59.96+				
ALL OTHER	1984	5,023	2,794,494				
	1983	5,205	2,819,995				
PERCENT OF CHANGE		3.50-	.90-				
TOTAL	1984	25,820	8,501,760				
	1983	26,427	8,815,114				
PERCENT OF CHANGE		2.30-	3.55-				

AUTO THEFT			
CLASSIFICATION		NUMBER	AMOUNT
MOTOR VEHICLE THEFT	1984	3,329	14,203,239
	1983	3,503	14,966,700
PERCENT OF CHANGE		4.97-	5.10-

WEST VIRGINIA CRIME INDEX

Five Year Recapitulation of Offenses

1980 - 1984

INDEX OFFENSES	Year	Number of Offenses	Percent Change	Rate Per 100,000 Population	Percent Change
MURDER	1980	139	+15.8	7.1	+10.9
	1981	118	-15.1	6.0	-15.5
	1982	103	-12.7	5.3	-11.7
	1983	94	-8.7	4.8	-9.4
	1984	86	-8.5	4.4	-8.3
FORCIBLE RAPE	1980	304	+5.2	15.6	+1.3
	1981	291	-4.3	14.9	-4.5
	1982	301	+3.4	15.4	+3.4
	1983	259	-13.9	13.2	-14.3
	1984	308	+18.9	15.8	+19.7
ROBBERY	1980	925	+14.3	47.4	+10.0
	1981	977	+5.6	50.1	+5.7
	1982	965	-1.2	49.5	-1.2
	1983	858	-11.1	43.7	-11.7
	1984	737	-14.1	37.8	+13.5
FELONIOUS ASSAULT	1980	2,139	+14.6	109.7	+10.4
	1981	1,994	-6.8	102.2	-6.8
	1982	2,018	+1.2	103.6	+1.4
	1983	2,113	+4.7	107.5	+3.8
	1984	2,135	+1.0	109.4	+1.8
BREAKING AND ENTERING	1980	14,016	+20.7	718.9	+16.3
	1981	14,905	+6.3	764.0	+6.3
	1982	13,802	-7.4	708.5	-7.2
	1983	13,160	-4.6	669.7	-5.5
	1984	12,467	-5.3	638.7	-4.6
LARCENY - THEFT	1980	27,105	+12.4	1,390.3	+8.3
	1981	28,587	+5.5	1,465.2	+5.4
	1982	27,503	-3.8	1,411.8	-3.6
	1983	26,427	-3.9	1,344.9	-4.7
	1984	25,820	-2.3	1,322.7	-1.7
MOTOR VEHICLE THEFT	1980	3,797	+2.1	194.8	-1.6
	1981	3,656	-3.7	187.4	-3.8
	1982	3,539	-3.2	181.7	-3.0
	1983	3,503	-1.0	178.3	-1.9
	1984	3,329	-5.0	170.5	-4.4

VIOLENT CRIME	1980	3,507	+13.7	179.9	+9.5
	1981	3,380	-3.6	173.2	-3.7
	1982	3,387	+0.2	173.9	+0.4
	1983	3,324	-1.9	169.2	-2.7
	1984	3,266	-1.7	167.3	-1.1
NON-VIOLENT CRIME	1980	44,918	+13.9	2,303.9	+9.7
	1981	47,148	+5.0	2,416.6	+4.9
	1982	44,844	-5.1	2,302.0	-5.0
	1983	43,090	-3.9	2,192.9	-4.7
	1984	41,616	-3.4	2,132.0	-2.8
TOTAL FOR WEST VIRGINIA	1980	48,425	+13.9	2,483.8	+9.7
	1981	50,528	+4.3	2,589.8	+4.3
	1982	48,231	-4.5	2,475.9	-4.4
	1983	46,414	-3.8	2,362.0	-4.6
	1984	44,882	-3.3	2,299.3	-2.7

CRIMINAL HOMICIDE - MURDER

DEFINITION

Murder is defined as the unlawful killing of a human being with malice aforethought. Any death due to a fight, argument, quarrel, assault, or commission of a crime is included. This index offense is scored by police on the basis of their investigation without regard as to the findings of a court or jury or the decision of a prosecutor. Attempts to kill and assault to kill are scored as felonious assaults and not as murder. Suicide, accidental deaths, justifiable homicides and traffic deaths caused by the negligence of someone other than the victim are not included.

MURDER SUMMARY

1984

A total of 86 Murder offenses were reported for 1984.

Murders comprised 2.6 percent of the total for the Violent Crime category and 0.3 percent of the total Crime Index Offenses.

The months of July and December recorded the highest number of Murders with 11 each.

There were 4.4 Murder victims per 100,000 population in West Virginia.

Males accounted for 74.4 percent of the Murder victims; 90.7 percent of the victims were white.

The largest number of victims, 16, falls in the 20-24 and 25-29 age group categories.

Firearms were used in 54 (62.8%) of the Murders reported, with handguns being used in 29 of those.

A total of 84 Murders were cleared by arrest or exceptional clearance, a clearance rate of 96.6 percent. Adults were involved in 80 of the clearances.

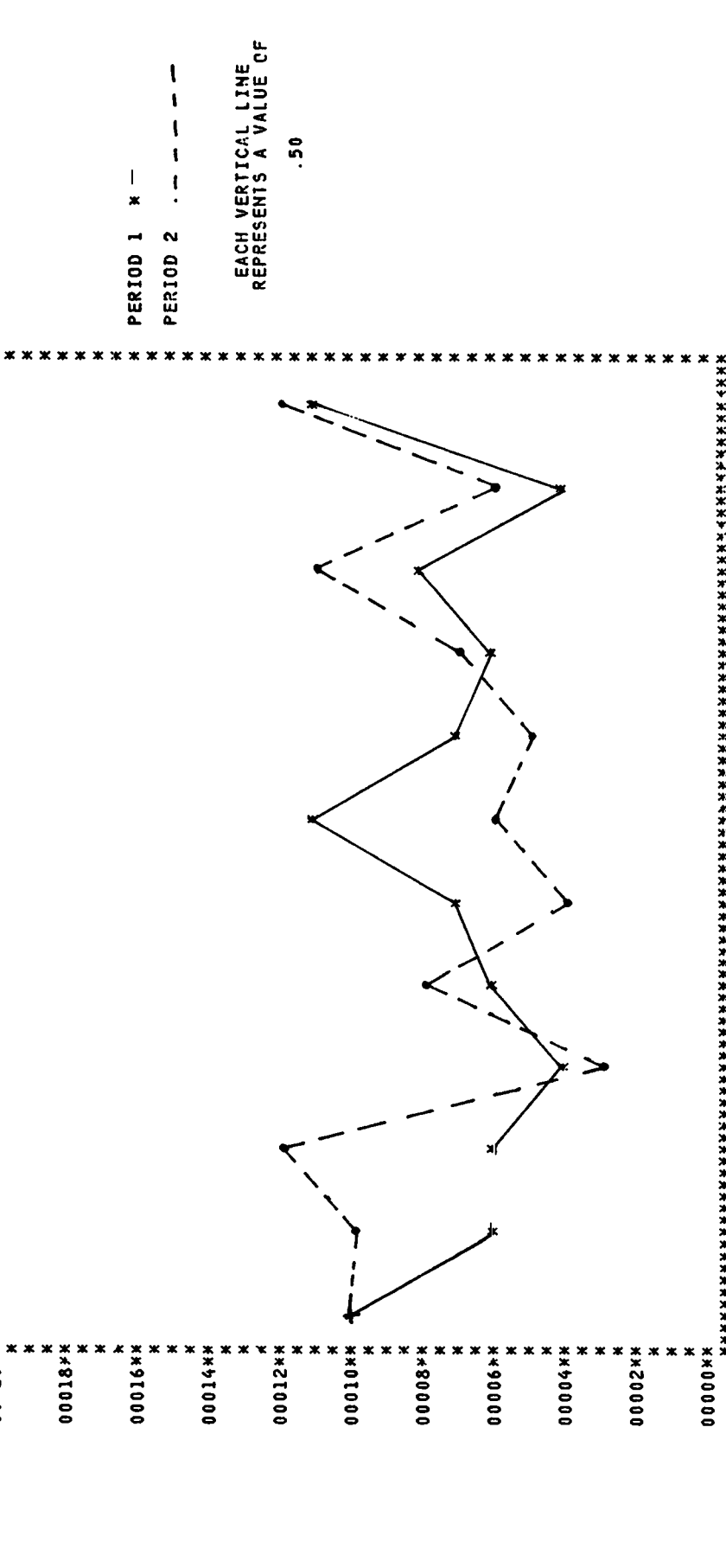
There were 102 persons arrested for Murder offenses; 89 of those arrested were males, 8 were under 18, and 93 were white.

MURDER

January - December 1984, 1983

CRIMINAL HOMICIDE OFFENSES (MURDER)

PERIOD	1 84	2 83	NUMERICAL CHANGE	PERCENT CHANGE	NOV	DEC	TOT	RATE	ADULT	JUVE
PERIOD 1	10	6	4	66.7	11	8	19	.04	77	4
PERIOD 2	10	10	0	0	11	6	17	.05	83	7
NUMERICAL CHANGE	0	4	4	100	3	2	5	.01	6	3
PERCENT CHANGE	.0	40.0	25.0	62.5	33.3	27.3	40.0	20.0	7.2	42.9



PERIOD 1 * -
PERIOD 2 . - - -

EACH VERTICAL LINE
REPRESENTS A VALUE OF
.50

MURDERS BY TYPE OF WEAPON/CIRCUMSTANCE

January - December 1984, 1983

MURDERS BY CIRCUMSTANCE				MURDERS BY TYPE OF WEAPON			
CIRCUMSTANCE	NUMBER	PERCENT	DISTRIBUTION	TYPE OF WEAPON	NUMBER	PERCENT	DISTRIBUTION
RAPE	1984 1983	0 3	00 3.19	HANDGUN	1984 1983	29 33	33.72 35.11
	PERCENT OF CHANGE	.00			PERCENT OF CHANGE	12.12-	
ROBBERY	1984 1983	7 6	8.14 6.38	RIFLE	1984 1983	13 9	15.12 9.57
	PERCENT OF CHANGE	16.67+			PERCENT OF CHANGE	44.44+	
BURGLARY	1984 1983	0 1	00 1.06	SHOTGUN	1984 1983	12 13	13.95 13.83
	PERCENT OF CHANGE	.00			PERCENT OF CHANGE	7.69-	
MOTOR VEHICLE THEFT	1984 1983	0 1	.00 1.06	CUTTING AND STABBING	1984 1983	13 14	15.12 14.89
	PERCENT OF CHANGE	.00			PERCENT OF CHANGE	7.14-	
ARSON	1984 1983	0 4	00 4.26	BLUNT OBJECT	1984 1983	6 10	6.98 10.64
	PERCENT OF CHANGE	.00			PERCENT OF CHANGE	40.00-	
NARCOTIC DRUG LAWS	1984 1983	0 1	00 1.06	PERSONAL WEAPONS	1984 1983	6 7	6.98 7.45
	PERCENT OF CHANGE	.00			PERCENT OF CHANGE	14.29-	
LOVERS TRIANGLE	1984 1983	4 1	4.65 1.06	FIRE	1984 1983	0 5	00 5.32
	PERCENT OF CHANGE	300.00+			PERCENT OF CHANGE	.00	
BRAWL DUE-ALCOHOL	1984 1983	2 6	2.33 6.38	STRANGULATION-HUNG	1984 1983	3 2	3.49 2.13
	PERCENT OF CHANGE	66.67-			PERCENT OF CHANGE	50.00+	
BRAWL DUE-NARCOTICS	1984 1983	1 0	1.16 .00	ASPHYXIATION	1984 1983	1 0	1.16 .00
	PERCENT OF CHANGE	.00			PERCENT OF CHANGE	.00	
ARGUMENT-MONEY PROPERTY	1984 1983	8 1	9.30 1.06	OTHER	1984 1983	3 1	3.49 1.06
	PERCENT OF CHANGE	700.00+			PERCENT OF CHANGE	200.00+	
OTHER ARGUMENTS	1984 1983	44 48	51.16 51.06	TOTAL	1984 1983	86 94	100.00 100.00
	PERCENT OF CHANGE	8.33-			PERCENT OF CHANGE	8.51-	
INSTITUTIONAL KILLINGS	1984 1983	2 0	2.33 .00				
	PERCENT OF CHANGE	.00					
OTHER NON-FELONIOUS	1984 1983	14 11	16.28 11.70				
	PERCENT OF CHANGE	27.27+					
ALL SUSPECT FELONY TYPE	1984 1983	2 8	2.33 8.51				
	PERCENT OF CHANGE	75.00-					
UNCLASSIFIED	1984 1983	2 3	2.33 3.19				
	PERCENT OF CHANGE	33.33-					
TOTAL	1984 1983	86 94	100.00 100.00				
	PERCENT OF CHANGE	8.51-					

Murder Victims by Age, Sex, Race and Ethnic Origin

January - December 1984, 1983

	AGE	NUMBER	PERCENT	SEX	WHITE	BLACK	RACE	ASI	IND	OTHER	ETHNIC ORIGIN	HISPANIC	NON HISP
			DISTRIB	MALE	FEMALE								
1984	1-4	3	3.49	2	1	3							3
1983		1	1.06		1								1
	PERCENT CHANGE	200.00+											200.00+
1984	5-9	0	.00										
1983		1	1.06	1		1							1
	PERCENT CHANGE												
1984	10-14	1	1.16	1		1							1
1983		2	2.13	1	1	2							2
	PERCENT CHANGE	50.00-				50.00-							50.00-
1984	15-19	5	5.81	3	2	5							5
1983		5	5.32	4	1	5							5
	PERCENT CHANGE			25.00-	100.00+								
1984	20-24	16	18.60	14	2	14	2						16
1983		15	15.96	11	4	16	8	7					15
	PERCENT CHANGE	6.67+		27.27+	50.00-	75.00+	71.43-						6.67+
1984	25-29	16	18.60	12	4	13	3						16
1983		17	18.09	10	7	16	1						17
	PERCENT CHANGE	5.88-		20.00+	42.86-	18.75-	200.00+						5.88-
1984	30-34	11	12.79	6	5	10	1						11
1983		6	6.38	4	2	6							6
	PERCENT CHANGE	83.33+		50.00+	150.00+	66.67+							83.33+
1984	35-39	6	6.98	5	1	6							6
1983		13	13.83	8	5	12	1						13
	PERCENT CHANGE	53.85-		37.50-	80.00-	50.00-							53.85-
1984	40-44	7	8.14	6	1	7							7
1983		4	4.26	4		4							4
	PERCENT CHANGE	75.00+		50.00+		75.00+							75.00+
1984	45-49	6	6.98	5	1	5	1						6
1983		7	7.45	5	2	7							7
	PERCENT CHANGE	14.29-			50.00-	28.57-							14.29-
1984	50-54	3	3.49	1	2	3							3
1983		4	4.26	4		4							4
	PERCENT CHANGE	25.00-		75.00-		25.00-							25.00-
1984	55-59	2	2.33	2		2							2
1983		5	5.32	4	1	4	1						5
	PERCENT CHANGE	60.00-		50.00-		50.00-							60.00-
1984	60-64	7	8.14	4	3	7							7
1983		1	1.06		1	1							1
	PERCENT CHANGE	600.00+			200.00+	600.00+							600.00+
1984	65-69	0	.00										
1983		5	5.32	3	2	5							5
	PERCENT CHANGE												
1984	70-74	3	3.49	3		2	1						3
1983		4	4.26	3	1	4							4
	PERCENT CHANGE	25.00-				50.00-							25.00-
1984	75 AND OVER	0	.00										
1983		4	4.26	1	3	2	2						4
	PERCENT CHANGE												
1984	TOTAL	86	100.00	64	22	78	8						86
1983		94	100.00	63	31	81	13						94
	PERCENT CHANGE	8.51-		1.59+	29.03-	3.70-	38.46-						8.51-
	PERCENT 1984			74.42	25.58	90.70	9.30						100.00
	1983			67.02	32.98	86.17	13.83						100.00

FORCIBLE RAPE

— DEFINITION —

Forcible Rape is the carnal knowledge of a **female** forcibly and against her will. For the purpose of Uniform Crime Reporting, rape is divided into two categories: (1) Rape by Force; and (2) Attempted Rape. Carnal abuse without force (statutory rape) and other sex offenses are not included.

Forcible Rape differs from other violent crimes in that the victim in many cases, is hesitant in reporting the offense to police. The rigors of court procedures, embarrassment and fear of any accompanying stigma have a deterrent effect on the victim's willingness to make the crime known to police. The presence of a prior relationship between victim and perpetrator makes the determination of the act of force difficult to establish, and the usual clandestine nature of the offense presents a problem in verification.

FORCIBLE RAPE SUMMARY

1984

A total of 308 Forcible Rape Offenses were reported for 1984.

Forcible Rapes comprised 9.4 percent of the total for the Violent Crime Category and 0.7 percent of the total Crime Index Offenses.

August recorded the highest number of Forcible Rapes with 36.

A total of 229 Forcible Rapes were cleared by arrest or exceptional clearance, a clearance rate of 74.4 percent. Adults were involved in 217 of the clearances.

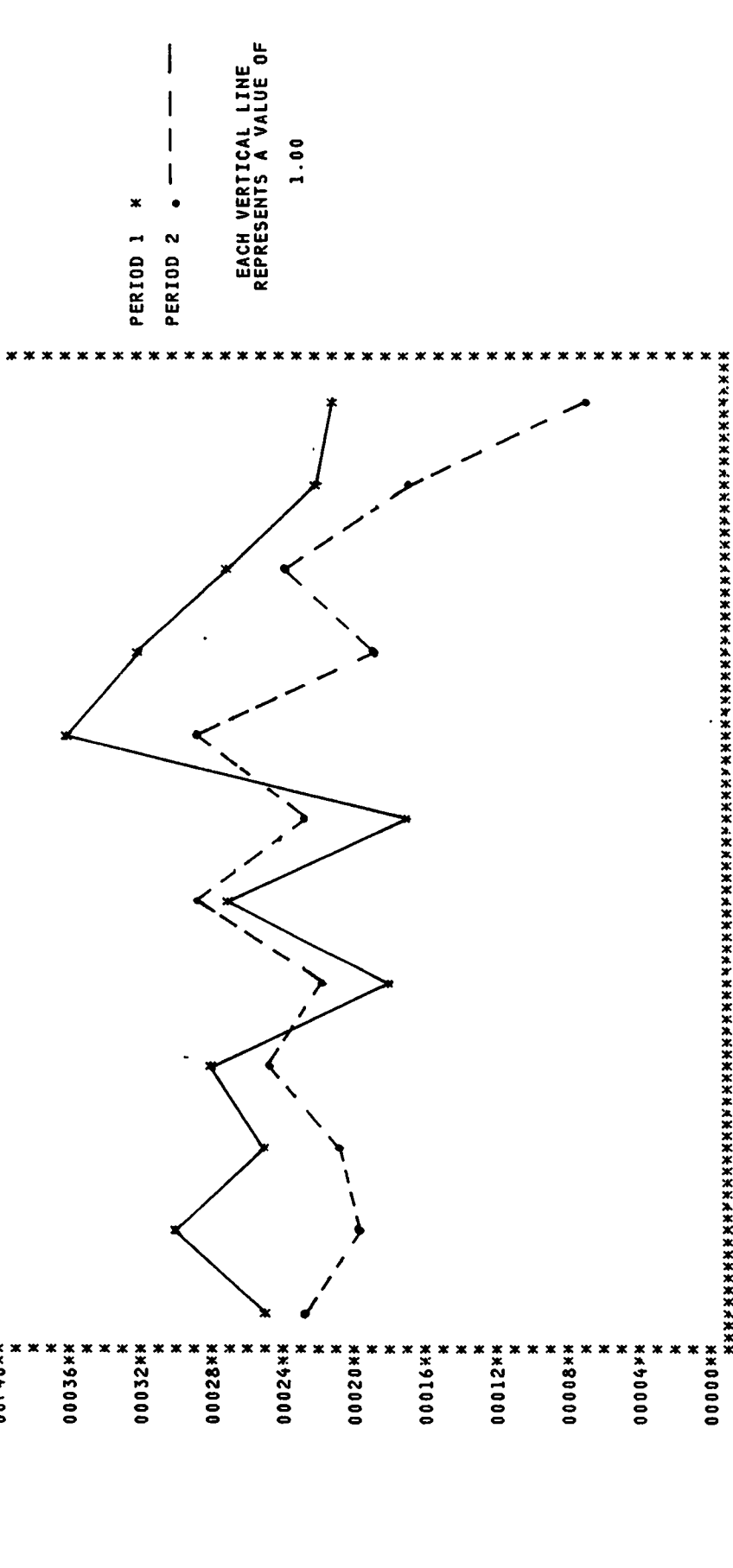
There were 172 persons arrested for Forcible Rape offenses; 171 of those arrested were males, 19 were under 18, and 145 were white.

Rapes by Force occurred in 264 offenses where as 44 were assaults to Rape.

FORCIBLE RAPE

January - December 1984, 1983

RAPE OFFENSES		O F F E N S E S B Y M O N T H														
		JAN	FEB	MAR	APR	MAY	JUN	JUL	AUG	SEP	OCT	NOV	DEC	TOT	CRIME RATE	OFF CLEARED
PERIOD 1 84	25 *	30 *	28 *	18 *	27 *	17 *	36 *	32 *	27 *	22 *	21 *	308 *	16 *	217 *	12 *	
PERIOD 2 83	23 *	20 *	21 *	25 *	22 *	29 *	19 *	24 *	17 *	5+ *	14+ *	259 *	.13 *	168 *	17 *	
NUMERICAL CHANGE	2+ *	10+ *	4+ *	3+ *	4- *	2- *	7+ *	13+ *	3+ *	5+ *	14+ *	49+ *	.03+ *	49+ *	5- *	
PERCENT CHANGE	8.7+ *	50.0+ *	19.0+ *	12.0+ *	18.2+ *	6.9- *	26.1+ *	68.4+ *	12.5+ *	29.4+ *	200.0+ *	18.9+ *	23.1+ *	29.2+ *	29.4- *	



ROBBERY

DEFINITION

Robbery is defined as the felonious and forcible taking of the property of another against their will by violence or by putting them in fear. The element of personal confrontation is always present in this crime. Under the Uniform Crime Reporting Program, all assaults or attempts to rob are included. Robberies are reported in four general categories - gun; knife or cutting instrument; hands, fists, feet, etc.; and other dangerous weapons. As a general rule, robbery differs from larceny in that it is aggravated by the element of force or the threat of force.

Robbery, as a crime of violence, has a serious impact on the victim. In many instances, serious injury results. Oftentimes, along with physical injury or without, the victim suffers mental disturbance. Such damage is immeasurable. This is emphasized when the attempt to rob results in the death of the victim. Of course, in this case, the robbery would not be scored since the more serious offense, murder, would be reported and the robbery would serve as the motive. The placing of a dollar value, however, on the damage resulting from this type of offense is an attempt to measure that which is immeasurable.

ROBBERY SUMMARY

1984

A total of 737 Robbery Offenses were reported for 1984.

Robberies comprised 22.6 percent of the total for the Violent Crime category and 1.6 percent of the total Crime Index Offenses.

February recorded the highest number of Robberies with 83 offenses.

The total dollar value for Robbery offenses was \$387,562, an average of \$526 for each offense.

A total of 264 Robberies were cleared by arrest or exceptional clearance, a clearance rate of 35.8 percent. Adults were involved in 239 of the clearances.

There were 358 persons arrested for Robbery offenses; 339 of those arrested were males, 40 were under 18, and 292 were white.

ROBBERY BY TYPE OF WEAPON

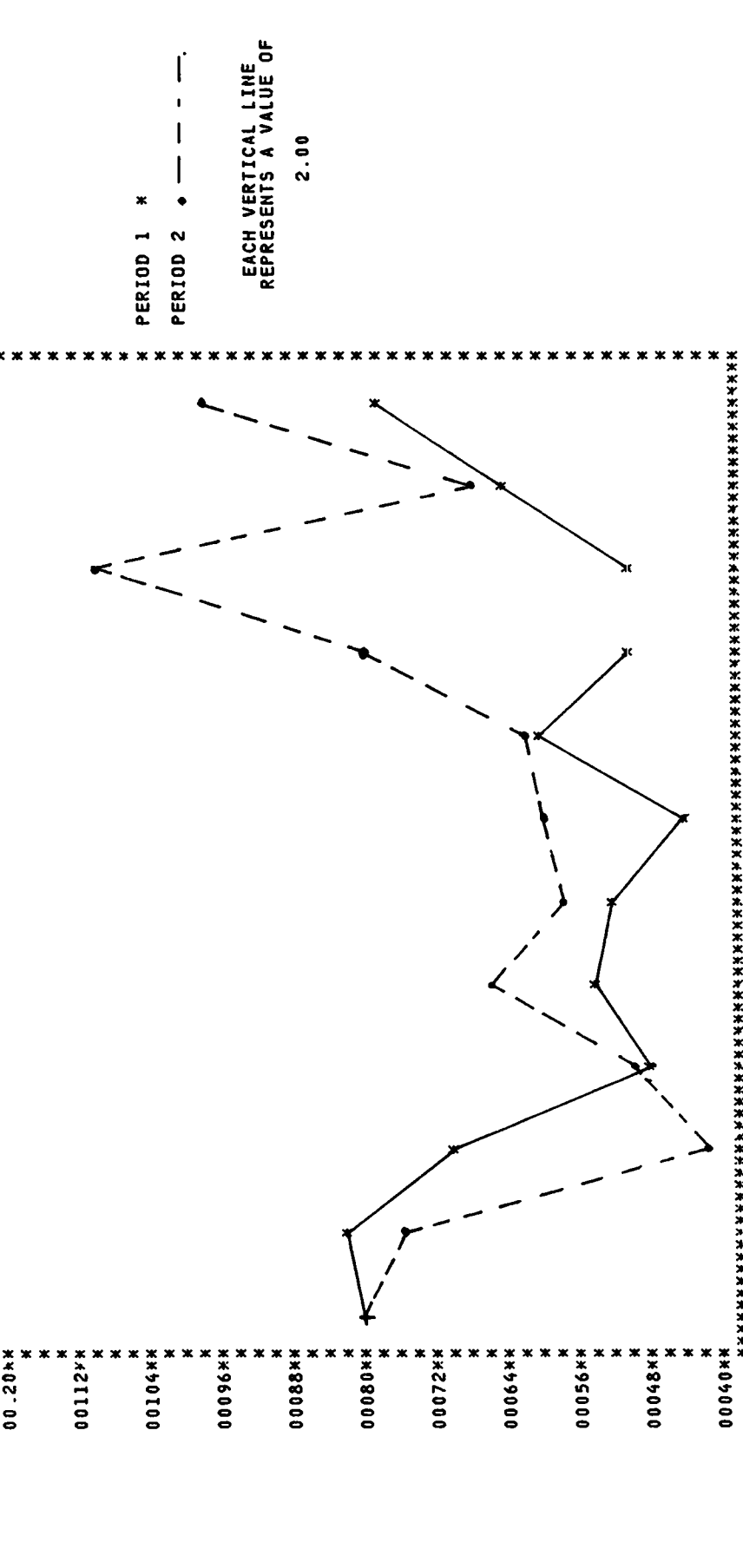
January — December 1984

Type of Weapon	Number of Offenses	Percent Distribution
Gun	264	35.8%
Knife/Sharp Instrument	90	12.2%
Other Dangerous Weapon	49	6.7%
Strong Arm—Hands, Fists, Feet, Etc.	334	45.3%

ROBBERY

January - December 1984, 1983

ROBBERY OFFENSES		NUMBER OF OFFENSES BY MONTH												CRIME RATE (1,000)		OFF-CLEARED		
		JAN	FEB	MAR	APR	MAY	JUN	JUL	AUG	SEP	OCT	NOV	DEC	TOT	ADULT	JUVE	PERIOD 1	PERIOD 2
PERIOD 1 84		80	83	70	49	55	52	45	61	50	50	64	78	737	38	239	25	
PERIOD 2 83		81	77	43	50	67	58	61	62	81	111	68	99	858	43	252	39	
NUMERICAL CHANGE		1-*	6+*	27+*	1-*	12-*	6-*	16-*	1-*	31-*	61-*	4-*	21-*	14.1-*	.05-*	13-*	14-*	
PERCENT CHANGE		1.2-*	7.8+*	62.8+*	2.0-*	17.9-*	10.3-*	26.2-*	1.6-*	38.3-*	55.0-*	5.9-*	21.2-*	11.6-*	11.6-*	5.2-*	35.9-*	



ROBBERY VALUE OF PROPERTY STOLEN

January - December 1984, 1983

CLASSIFICATION	PERCENT OF CHANGE	NUMBER OF OFFENSES	PERCENT OF DISTRIBUTION	TOTAL VALUES (DOLLARS)	AVERAGE VALUES (DOLLARS)
HIGHWAY					
	1984	350	67.49	\$87,836	\$251
	1983	443	51.63	\$103,226	\$233
	PERCENT OF CHANGE	20.99-	8.02-	14.91-	7.73+
COMMERCIAL HOUSE					
	1984	55	7.46	\$28,160	\$512
	1983	77	8.97	\$35,853	\$466
	PERCENT OF CHANGE	28.57-	16.83-	21.46-	9.87+
SERVICE STATION					
	1984	41	5.56	\$9,342	\$228
	1983	40	4.66	\$13,969	\$349
	PERCENT OF CHANGE	2.50+	19.31+	33.12-	34.67-
CHAIN STORE					
	1984	66	8.96	\$32,138	\$487
	1983	76	8.86	\$41,189	\$542
	PERCENT OF CHANGE	13.16-	1.13+	21.97-	10.15-
RESIDENCE					
	1984	97	13.16	\$108,087	\$1,114
	1983	112	13.05	\$51,213	\$457
	PERCENT OF CHANGE	13.39-	.84+	111.05+	143.76+
BANK					
	1984	21	2.85	\$93,074	\$4,432
	1983	8	.93	\$21,286	\$2,661
	PERCENT OF CHANGE	162.50+	206.45+	337.25+	66.55+
MISCELLANEOUS					
	1984	107	14.52	\$28,925	\$270
	1983	102	11.89	\$34,071	\$334
	PERCENT OF CHANGE	4.90+	22.12+	15.10-	19.16-
TOTAL					
	1984	737	100.00	\$387,562	\$526
	1983	858	100.00	\$300,807	\$351
	PERCENT OF CHANGE	14.10-		28.84+	49.86+

FELONIOUS ASSAULT

DEFINITION

Felonious Assault, as defined under the West Virginia Uniform Crime Reporting Program, is an attempt or offer with unlawful force or violence, to do serious physical injury to another. Attempts are included since it is not necessary that any injury result when a gun, knife, or other weapon is used which would result in serious physical injury if the crime were successfully completed.

The use or attempted use of a dangerous weapon in an assault or the serious injury inflicted by hands, fists, or feet separates this offense from those assaults categorized as "simple" and not felonious in nature.

The victim of an actual assault of this type may suffer serious injury or permanent disability and all assaults to kill and attempts to kill are recorded in this area. As with murder, the use of weapons to inflict these serious injuries make this offense a subject for analysis.

FELONIOUS ASSAULT SUMMARY

1984

A total of 2,135 Felonious Assault Offenses were reported for 1984.

Felonious Assaults comprised 65.4 percent of the total for the Violent Crime category and 4.8 percent of the total Crime Index Offenses.

October recorded the highest number of Felonious Assaults with 204 offenses.

There were 109.4 Felonious Assaults per 100,000 population in West Virginia.

A total of 1,608 Felonious Assaults were cleared by arrest or exceptional clearance, a clearance rate of 75.3 percent. Adults were involved in 1,438 of the clearances.

There were 1,141 persons arrested for Felonious Assault offenses; 1,039 of those arrested were males, 69 were under 18, and 950 were white.

FELONIOUS ASSAULT BY TYPE OF WEAPON

January — December 1984

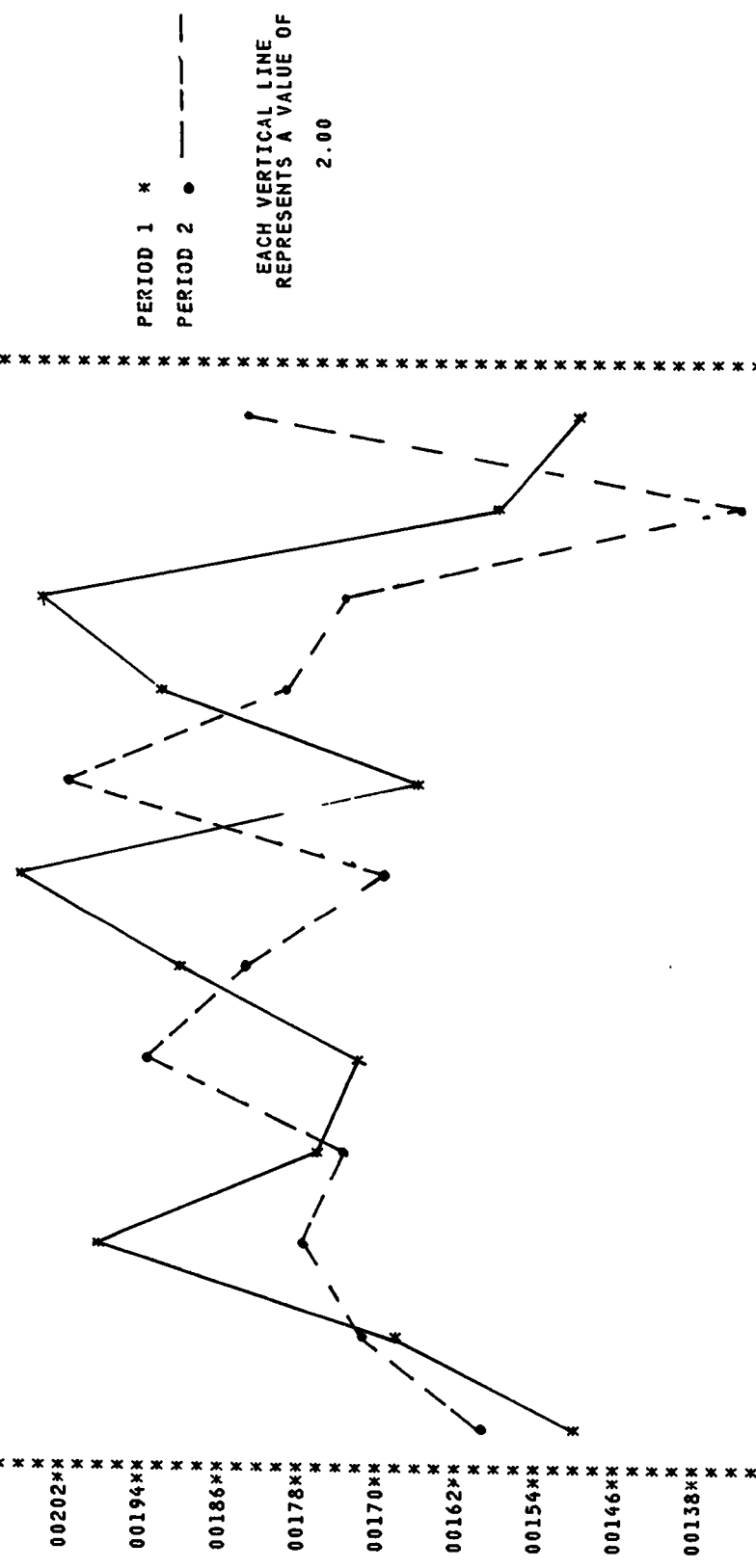
Type of Weapon	Number of Offenses	Percent Distribution
Gun	258	12.1%
Knife/Sharp Instrument	387	18.1%
Other Dangerous Weapon	353	16.5%
Hands, Fists, Feet, Etc.—Aggravated	1,137	53.3%

FELONIOUS ASSAULTS

January - December 1984, 1983

FELONIOUS ASSAULT OFFENSES (AGGRAVATED)

PERIOD	JAN	FEB	MAR	APR	MAY	JUN	JUL	AUG	SEP	OCT	NOV	DEC	TOT	CRIME RATE	OFF CLEARED
PERIOD 1 84	150	168	199	177	172	191	206	167	193	204	158	150	2135	1.09	1438
PERIOD 2 83	160	173	178	174	195	184	171	203	181	174	135	185	2113	1.06	1549
NUMERICAL CHANGE	10	15	21	3	23	7	35	36	12	30	22	35	22	0.03	111
PERCENT CHANGE	6.3	8.9	10.6	1.7	11.8	3.8	20.5	21.7	6.2	17.2	14.0	18.9	1.0	2.8	7.2



BREAKING AND ENTERING

DEFINITION

Under this Program, Breaking and Entering is defined as an unlawful entry or attempted forcible entry of any structure to commit a felony or larceny.

Data collection for this offense is further categorized as to forcible entries, unlawful entries where no force is used, and attempted entries.

As with other non-violent crimes, the motive of personal gain coupled with the element of opportunity, results in the commission of this offense by both the amateur and the professional perpetrator. Only the absence of confrontation and the use of force separate this crime from Robbery of the violent crime group. However, detection during commission many times results in a confrontation of the victim by the perpetrator demonstrating why this offense is considered the most serious of the non-violent crime group.

The volume of this offense presents the police with a serious enforcement problem made more difficult in many areas by the lack of sufficient personnel to act as a deterrent and to provide successful solutions of these crimes.

BREAKING AND ENTERING SUMMARY

1984

A total of 12,467 Breaking and Entering offenses were reported for 1984.

Breaking and Entering comprised 30.0 percent of the total for the Non-Violent Crime category and 27.8 percent of the total Crime Index Offenses.

January recorded the highest number of Breaking and Enterings with 1,246 offenses.

There were 638.7 Breaking and Enterings per 100,000 population in West Virginia.

Breaking and Enterings of residences accounted for 7,221 of the total offenses; 6,976 of the total offenses were at night.

The total dollar value for Breaking and Entering offenses was \$8,792,429, an average of \$705 for each offense.

A total of 2,295 Breaking and Enterings were cleared by arrest or exceptional clearance, a clearance rate of 18.4 percent. Adults were involved in 1,817 of the clearances.

There were 2,672 persons arrested for Breaking and Entering offenses; 2,520 of those arrested were males, 791 were under 18, and 2,471 were white.

BREAKING & ENTERING BY TYPE OF ENTRY

January — December 1984

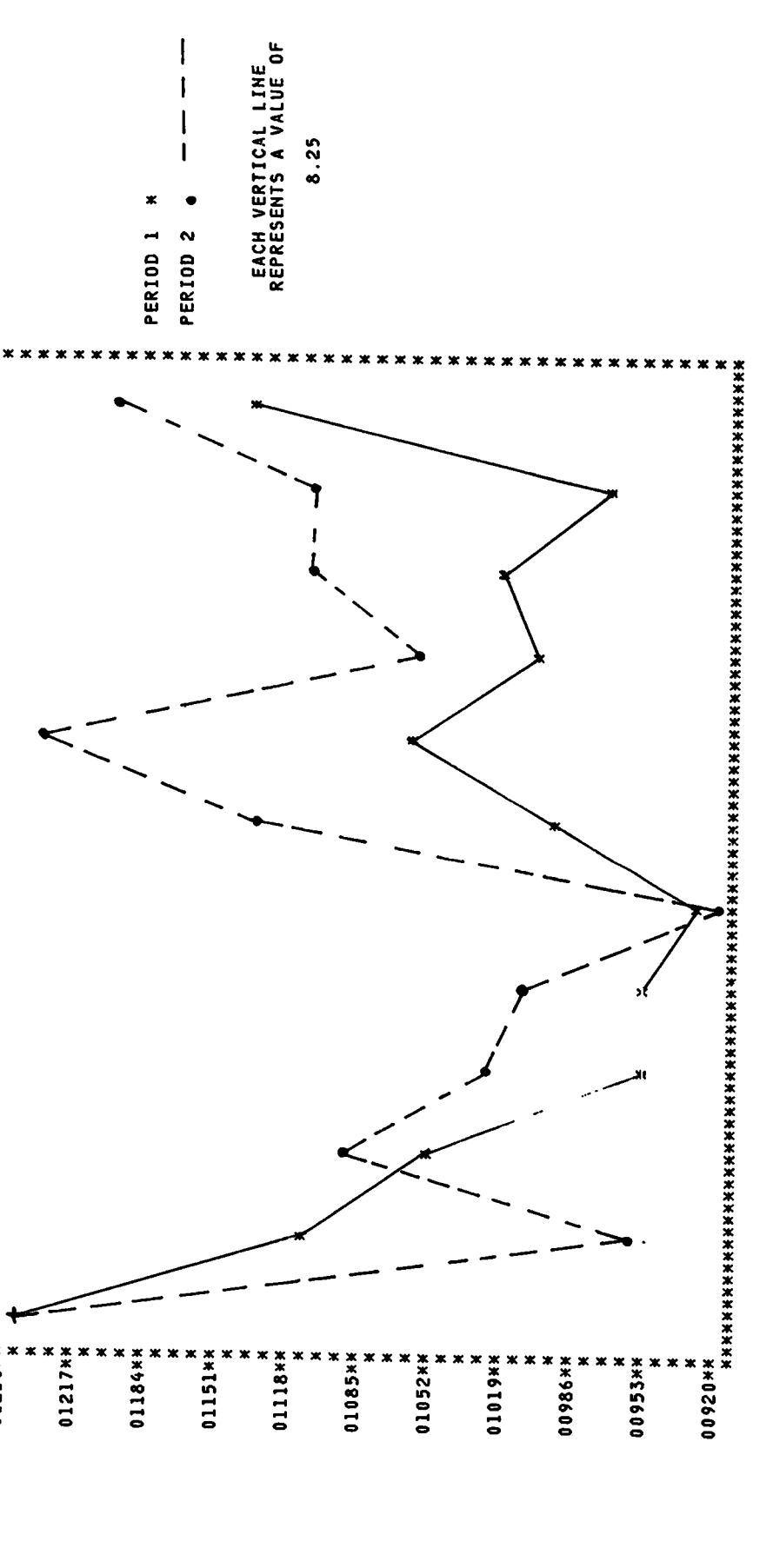
Type of Entry	Number of Offenses	Percent Distribution
Forcible Entry	9,603	77.0%
Unlawful Entry — No Force	2,194	17.6%
Attempted Forcible Entry	670	5.4%

BREAKING AND ENTERING

January - December 1984, 1983

BREAKING AND ENTERING OFFENSES

	NUMBER OF OFFENSES BY MONTH											
	JAN	FEB	MAR	APR	MAY	JUN	JUL	AUG	SEP	OCT	NOV	DEC
PERIOD 1 84	1246	1110	1057	957	956	935	995	1061	1010	1023	977	1140
PERIOD 2 83	1245	964	1096	1034	1016	928	1138	1247	1061	1117	1113	1207
NUMERICAL CHANGE	1+	146+	39-	77-	60-	7+	143-	180-	51-	94-	136-	67-
PERCENT CHANGE	1+	15.1+	3.6-	7.4-	5.9-	.8+	12.6-	14.5-	4.8-	8.4-	12.2-	5.6-



BREAKING & ENTERING

Value of Property Stolen

January - December 1984, 1983

CLASSIFICATION	PERCENT OF CHANGE	NUMBER OF OFFENSES	PERCENT OF DISTRIBUTION	TOTAL VALUES (DOLLARS)	AVERAGE VALUES (DOLLARS)
RESIDENCE	1984	7,221	57.92	\$4,832,395	\$669
	1983	7,605	57.79	\$5,336,974	\$702
	PERCENT OF CHANGE	5.05-	.22+	9.45-	4.70-
NIGHT	1984	3,399	27.26	\$2,213,961	\$651
	1983	3,666	27.86	\$2,643,274	\$721
	PERCENT OF CHANGE	7.28-	2.15-	16.24-	9.71-
DAY	1984	1,755	14.08	\$1,345,181	\$766
	1983	1,596	12.13	\$1,224,200	\$767
	PERCENT OF CHANGE	9.96+	16.08+	9.88+	.13-
UNKNOWN	1984	2,067	16.58	\$1,273,253	\$616
	1983	2,343	17.80	\$1,469,500	\$627
	PERCENT OF CHANGE	11.78-	6.85-	13.35-	1.75-
NONRESIDENCE	1984	5,246	42.08	\$3,950,034	\$755
	1983	5,555	42.21	\$3,617,606	\$651
	PERCENT OF CHANGE	5.56-	.31-	9.47+	15.98+
NIGHT	1984	3,577	28.69	\$2,744,952	\$767
	1983	3,960	30.09	\$2,714,710	\$686
	PERCENT OF CHANGE	9.67-	4.65-	1.11+	11.81+
DAY	1984	498	3.99	\$339,986	\$683
	1983	299	2.27	\$151,872	\$508
	PERCENT OF CHANGE	66.56+	75.77+	123.86+	34.45+
UNKNOWN	1984	1,171	9.39	\$875,096	\$747
	1983	1,296	9.85	\$751,024	\$579
	PERCENT OF CHANGE	9.65-	4.67-	16.52+	29.02+
TOTAL	1984	12,467	100.00	\$8,792,429	\$705
	1983	13,160	100.00	\$8,954,580	\$680
	PERCENT OF CHANGE	5.27-		1.81-	3.68+

LARCENY-THEFT

DEFINITION

Larceny-Theft is the unlawful taking or stealing of articles of value without the use of force, violence, or fraud. It includes crimes such as shoplifting, pocket-picking, purse-snatching, thefts from autos, and the theft of auto parts and accessories. Motor Vehicle Theft is excluded from this category for crime reporting purposes, inasmuch as it is a separate Crime Index Offense.

Larceny offenses cleared by police arrest are dramatically affected by the nature of the crime. As with other Non-Violent Crimes, opportunity and stealth, working in favor of the perpetrator and against police detection, reduce solutions for this offense.

As with other offenses against property, Larceny is primarily a crime of opportunity. Types of Larcenies will differ in volume depending upon the opportunity for theft offered in a given area.

When average value is applied to the reported crimes in this category, the dollar loss to victims was \$329. It is true that a portion of goods stolen was recovered and returned to the victims, but the relatively low percentage of crimes cleared by arrest, and the lack of specific identification characteristics on such property indicates these recoveries will not materially reduce the overall loss. In addition, many offenses in this category, particularly where the value of goods stolen is small, never come to police attention.

LARCENY-THEFT SUMMARY

1984

A total of 25,820 Larceny-Theft offenses were reported for 1984.

Larceny-Theft comprised 62.0 percent of the total for the Non-Violent Crime category and 57.5 percent of the total Crime Index Offenses.

August recorded the highest number of Larceny-Thefts with 2,354 offenses.

There were 1,322.7 Larceny-Thefts per 100,000 population in West Virginia.

Larceny-Thefts from automobiles accounted for 5,492 (21.3%) of the total offenses.

The total dollar value for Larceny-Theft offenses was \$8,501,760, an average of \$329 for each offense; of the total offenses, 9,089 were \$50 to \$200 in value.

A total of 5,632 Larceny-Thefts were cleared by arrest or exceptional clearance, a clearance rate of 21.8 percent. Adults were involved in 4,580 of the clearances.

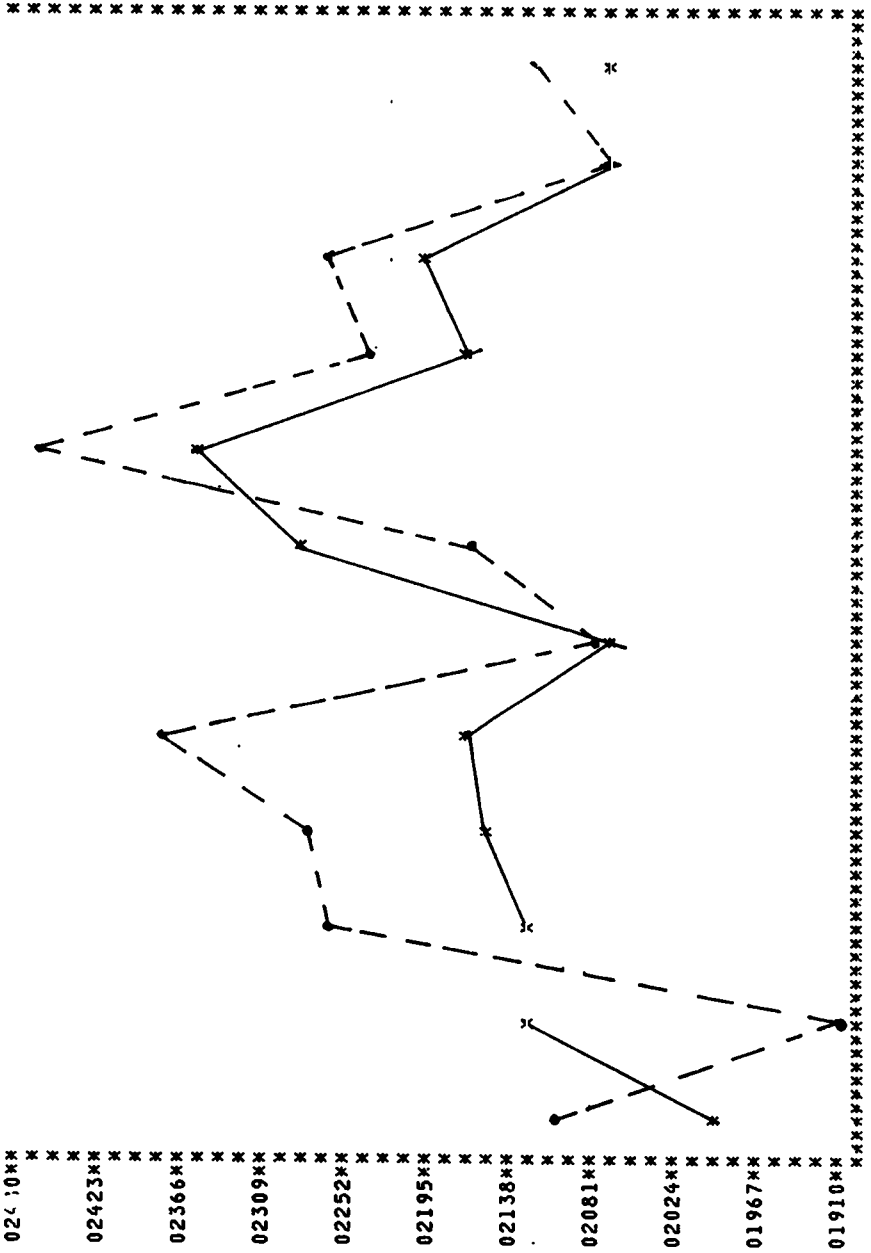
There were 5,960 persons arrested for Larceny-Theft offenses; 4,436 of those arrested were males, 1,334 were under 18, and 5,160 were white.

LARCENY - THEFT

January - December 1984, 1983

LARCENY THEFT OFFENSES

	N U M B E R O F O F F E N S E S B Y M O N T H														
	JAN	FEB	MAR	APR	MAY	JUN	JUL	AUG	SEP	OCT	NOV	DEC	TOT	CRIME RATE	OFF CLEARED
PERIOD 1 84	2001	2131	2130	2163	2169	2068	2290	2354	2167	2198	2073	2076	25820	13.17	4580
PERIOD 2 83	2110	1914	2267	2291	2381	2087	2180	2476	2246	2278	2070	2127	26427	13.21	4636
NUMERICAL CHANGE	109	177	137	212	212	19	110	122	79	80	3	51	607	.04	56
PERCENT CHANGE	5.2	8.3	6.0	9.8	9.8	0.9	5.0	5.2	3.6	3.6	1.4	2.3	2.3	.3	1.2



PERIOD 1 *
 PERIOD 2 *
 EACH VERTICAL LINE REPRESENTS A VALUE OF 14.25

LARCENY - THEFT

Value of Property Stolen

January - December 1984, 1983

CLASSIFICATION	PERCENT OF CHANGE	NUMBER OF OFFENSES	PERCENT OF DISTRIBUTION	TOTAL VALUES (DOLLARS)	AVERAGE VALUES (DOLLARS)
POCKET-PICKETING					
1984		271	1.05	\$69,815	\$258
1983		180	.68	\$28,927	\$161
PERCENT OF CHANGE	54.41+	50.56+		141.35+	60.25+
PURSE-SNATCHING					
1984		232	.90	\$61,223	\$178
1983		282	1.07	\$46,681	\$166
PERCENT OF CHANGE	17.73-	15.89-		11.68-	7.23+
CARGO THEFTS					
1984		199	.77	\$264,308	\$1,328
1983		167	.63	\$122,706	\$735
PERCENT OF CHANGE	19.16+	22.22+		115.40+	80.68+
SHOPLIFTING					
1984		3,714	14.38	\$216,555	\$58
1983		3,358	12.71	\$164,740	\$49
PERCENT OF CHANGE	10.60+	13.14+		31.45+	18.37+
FROM AUTOS					
1984		5,492	21.27	\$1,896,496	\$345
1983		5,626	21.29	\$2,004,769	\$356
PERCENT OF CHANGE	2.38-	3.09-		5.40-	3.09-
AUTO PARTS AND ACCESSORIES					
1984		4,287	16.60	\$908,363	\$212
1983		4,764	18.03	\$931,628	\$196
PERCENT OF CHANGE	10.01-	7.93-		2.50-	8.16+
BICYCLES					
1984		2,061	7.98	\$271,650	\$132
1983		2,348	8.88	\$306,397	\$130
PERCENT OF CHANGE	12.22-	10.14-		11.34-	1.54+
FROM BUILDINGS					
1984		4,085	15.82	\$1,903,438	\$466
1983		4,114	15.57	\$2,287,893	\$556
PERCENT OF CHANGE	.70-	1.61+		16.80-	16.19-
COIN OPERATED MACHINES					
1984		367	1.42	\$65,279	\$178
1983		265	1.00	\$57,534	\$217
PERCENT OF CHANGE	38.49+	42.00+		13.46+	17.97-
LIVE STOCK					
1984		89	.36	\$70,134	\$788
1983		118	.45	\$43,844	\$372
PERCENT OF CHANGE	24.58-	24.44-		59.96+	111.83+
ALL OTHER					
1984		5,023	19.45	\$2,794,494	\$556
1983		5,205	19.70	\$2,819,995	\$542
PERCENT OF CHANGE	3.50-	1.27-		.90-	2.58+
TOTAL					
1984		25,820	100.00	\$8,501,760	\$329
1983		26,427	100.00	\$8,815,114	\$334
PERCENT OF CHANGE	2.30-			3.55-	1.50-

MOTOR VEHICLE THEFT

DEFINITION

In Uniform Crime Reporting, Motor Vehicle Theft includes all thefts of a motor vehicle. This includes all vehicles which can be registered as a motor vehicle in this State. This definition excludes taking a motor vehicle for temporary use, such as family situation or unauthorized use by others having lawful access to the vehicle, such as chauffeurs, etc.

The crime of Motor Vehicle Theft has been labeled primarily as a crime of opportunity. The youthful offender finds the motor vehicle easily accessible for transportation for any purpose. The remaining thefts are mainly for the purpose of resale, theft of parts, and for use in committing other crimes.

MOTOR VEHICLE THEFT SUMMARY

1984

A total of 3,329 Motor Vehicle Theft offenses were reported for 1984.

Motor Vehicle Theft comprised 8.0 percent of the total for the Non-Violent Crime category and 7.4 percent of the total Crime Index Offenses.

March recorded the highest number of Motor Vehicle Thefts with 330 offenses.

There were 170.5 Motor Vehicle Thefts per 100,000 population in West Virginia.

The total dollar value for Motor Vehicle Theft offenses was \$14,203,239, an average of \$4,267 for each offense.

A total of 963 Motor Vehicle Thefts were cleared by arrest or exceptional clearance, a clearance rate of 28.9 percent. Adults were involved in 812 of the clearances.

There were 665 persons arrested for Motor Vehicle Theft offenses; 624 of those arrested were males, 218 were under 18, and 622 were white.

MOTOR VEHICLE THEFT BY TYPE OF MOTOR VEHICLE

January — December 1984

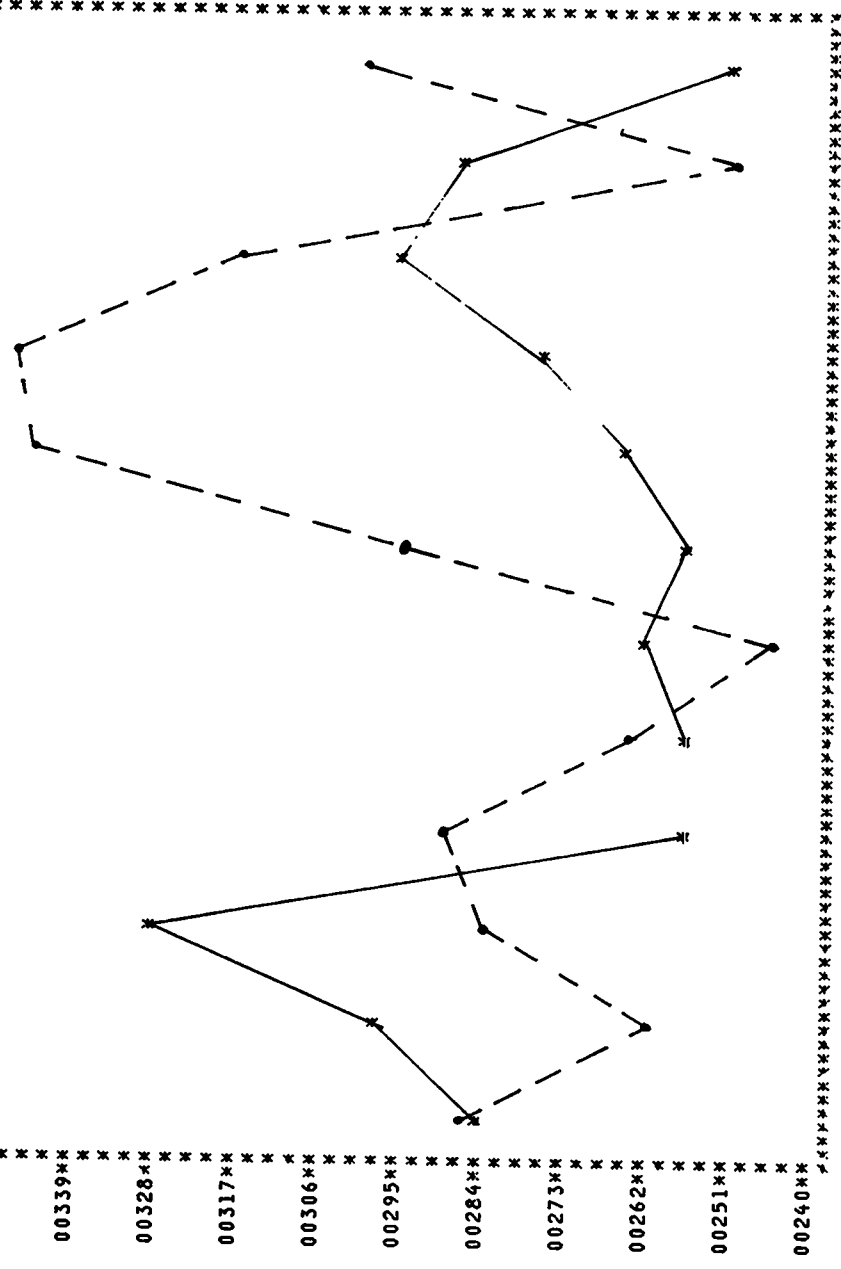
Type of Motor Vehicle	Number of Offenses	Percent Distribution
Autos	2,032	61.1%
Trucks and Buses	900	27.0%
Other Vehicles	397	11.9%

MOTOR VEHICLE THEFT

January - December 1984, 1983

MOTOR VEHICLE THEFT OFFENSES

PERIOD	NUMERICAL CHANGE	PERCENT CHANGE	JAN	FEB	MAR	APR	MAY	JUN	JUL	AUG	SEP	OCT	NOV	DEC	TOT	RATE	CRIME	OFF	CLEARED
1 84	285	1.4	285	298	330	257	257	263	257	266	278	297	289	252	3329	1.70	3329	812	151
2 83	289	4	289	262	284	267	247	296	347	348	317	317	252	302	3503	1.75	3503	698	145
NUMERICAL CHANGE	4		4	36	46	10	35	39	81	70	20	37	50	174	174	.05	174	114	6
PERCENT CHANGE	1.4	13.7	1.4	13.7	16.2	3.7	13.2	13.2	23.3	20.1	6.3	14.7	16.6	5.0	5.0	2.9	16.3	16.3	4.1



PERIOD 1 *
 PERIOD 2 ●

EACH VERTICAL LINE OF
 REPRESENTS A VALUE OF
 2.75

WEST VIRGINIA ARREST DATA

WEST VIRGINIA ARREST INFORMATION

The West Virginia Uniform Crime Reporting Program requires the monthly reporting of data concerning persons arrested in the state. A record of total arrest activity for criminal acts in both Part I and Part II crime classes is received from 360 county, state and municipal law enforcement agencies and is analyzed and arranged according to age, sex, race and ethnic origin of persons arrested. Traffic arrests, except Driving While Intoxicated, are not reported. A total of 66,824 arrests for Part I and Part II criminal offenses were reported during 1984. This was an increase of 792 arrests over the 1983 figure of 66,032. Based on 1984 population estimates, there was a statewide arrest rate of 34.23 arrests per 1,000 persons in West Virginia. The arrest rate in 1983 was 33.60.

Since 1983, the number of persons arrested for Part I and Part II offenses has increased 1.2 percent while the arrest rate has increased 3.2 percent.

A person is counted on the monthly arrest report each time he or she is arrested or summoned. It should be kept in mind that the volume of arrests may vary from time to time due to the differences in local arrest procedures and policies. It should be noted that a person may be arrested several times during a given month for the same or different offenses. This occurs frequently for such crimes as drunkenness, disorderly conduct and similar offenses. A juvenile is counted as "arrested" when the circumstances are such that if he or she were an adult, an arrest would be counted or when police or other official action beyond a mere interview, warning or admonishment is taken.

These arrest figures do not indicate the actual number of individual persons arrested or summoned since, as has been pointed out, one person may be arrested several times during the month. However, arrest information is useful in measuring the extent of law enforcement activity in a given geographical area as well as providing an index for measuring the involvement in criminal acts by the age, sex, race and ethnic origin of the perpetrators.

Of all reported arrests for 1984, 16.6 percent were for Part I Offenses (Murder, Forcible Rape, Robbery, Felonious Assault, Breaking and Entering, Larceny - Theft and Motor Vehicle Theft). Analysis of Part I arrests indicates that Larceny, as in past years, comprised the highest percentage of all arrests for Part I crimes with 53.8 percent. The "Drunkenness" category comprised 22.1 percent of the total arrests for Part II Offenses. This represented a decrease of 2.8 percent over 1983. There were 12,310 arrests for drunkenness in 1984 compared with 12,663 in 1983.

Juveniles were involved in 8.6 percent of the arrests in 1984 compared to 8.3 in 1983. This marked an increase of 3.6 percent of juvenile participation in criminal acts. Female arrests amounted to 16.6 percent of the total compared to 15.9 in 1983.

Arrests by race show that 91.3 percent of the persons arrested were White while 8.7 were Negro. Hispanics comprised 0.1 percent of all persons arrested in 1984.

VIOLENT CRIME

Arrests for crimes of violence (Murder, Rape, Robbery and Felonious Assault) on a statewide basis accounted for 16.0 percent of all arrests for Part I and 2.7 percent of the total arrests for all offenses. A further evaluation indicates that arrests for Felonious Assault were the most frequent, representing 64.4 percent of the total arrests for violent crimes, compared to 63.8 percent, in 1983.

PROPERTY CRIME

Property crime arrests (Breaking and Entering, Larceny - Theft and Motor Vehicle Theft) comprised 84.0 percent of all arrests for Part I offenses and 13.9 percent of all arrests.

The highest percentage of property crime arrests, 64.1 percent, occurred in the Larceny-Theft category.

NARCOTIC DRUG LAW ARRESTS

Information concerning arrests for narcotic drug law arrests is collected and analyzed according to specific drug categories. During 1984, a total of 1,699 arrests were made for narcotic drug law violations, an increase of 5 arrests over 1983. Evaluation of data reported for 1984 discloses that 20.8 percent of all persons arrested for narcotic drug law violations were under 21 years of age. Moreover, 6.1 percent of those arrested were under 18 years of age. Analysis of individual drug categories showed that the highest percentage of arrests, 83.6 percent, involved marijuana. The lowest percentage of arrests occurred in the other synthetic narcotic - manufactured drugs category, amounting to only 5.8 percent. Further analysis shows that the arrests for sale/manufacturing of drugs accounted for 37.7 percent (641) and the arrests for possession of drugs represented 62.3 percent (1,058).

GAMBLING ARRESTS

Arrests for gambling offenses during 1984 amounted to 0.3 percent of all reported arrests for Part I and Part II offenses. Of those arrested for gambling, 86.1 percent were males. The highest percentage of arrests for gambling offenses, 13.9 percent, occurred in the 25-29 age category. A total of 208 gambling arrests were reported during 1984, a decrease of 38 from the 1983 figure.

JUVENILE DISPOSITION DATA

Each police department must provide information regarding the disposition of juveniles arrested by that department. The following summary is provided.

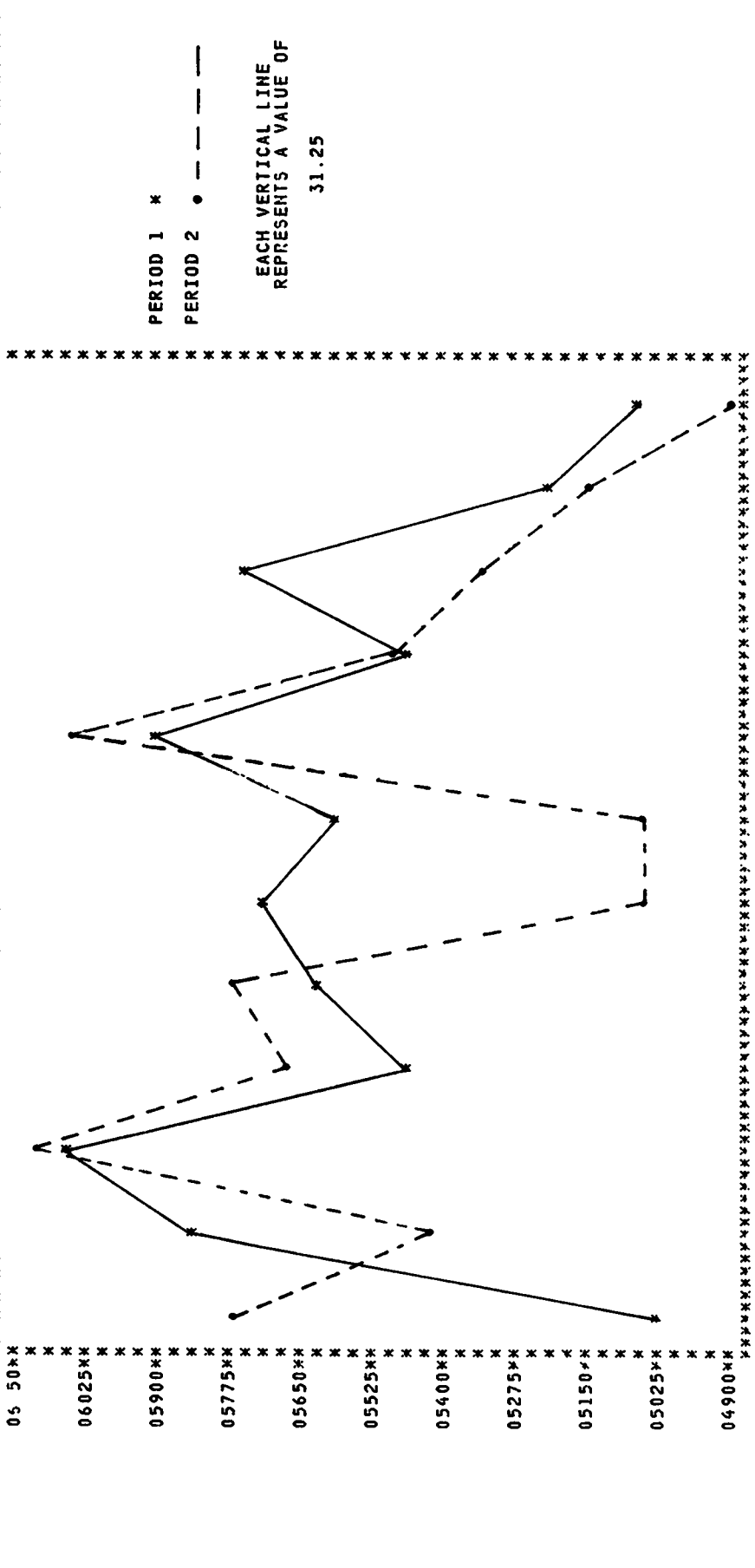
Handled within Department and Released	1,943
Referred to Juvenile Court or Probation Department	3,538
Referred to Welfare Agency	84
Referred to Other Police Agency	74
Referred to Criminal or Adult Court	99
Total	<hr/> 5,738

ARRESTS - PART I AND PART II

January - December 1984, 1983

ARRESTS (PART I AND II)

		N U M B E R O F A R R E S T S B Y M O N T H												C R I M E R A T E		A G E C A T E G O R Y		
		JAN	FEB	MAR	APR	MAY	JUN	JUL	AUG	SEP	OCT	NOV	DEC	TOT	(1,000)	ADULT	JUVE	
PERIOD 1 84	*	5043	5840	6072	5463	5635	5717	5597	5900	5493	5746	5233	5085	66824	*	34.08	61086	5738
PERIOD 2 83	*	5797	5434	6146	5706	5789	5082	5086	6075	5499	5349	5161	4908	66032	*	33.02	60565	5467
NUMERICAL CHANGE	*	754-	406+	74-	243-	154-	635+	511+	175-	6-	397+	172+	177+	792+	*	1.06+	521+	271+
PERCENT CHANGE	*	13.0-	7.5+	1.2-	4.3-	2.7-	12.5+	10.0+	2.9-	.1-	7.4+	1.4+	3.6+	1.2+	*	3.2+	.9+	5.0+



TOTAL WEST VIRGINIA ARRESTS

January - December 1984, 1983

ARREST CHARGE CLASSIFICATION	1984			1983		
	NUMBER OF ARREST	PERCENTAGE OF DIST.	CRIME RATE PER 1000	NUMBER OF ARREST	PERCENTAGE OF DIST.	CRIME RATE PER 1000
*MURDER	102	.15	.05	111	.17	.05
*MANSLAUGHTER	11	.02	.02	14	.02	.05
*FORCIBLE RAPE	172	.26	.08	157	.24	.07
*ROBBERY	358	.54	.18	351	.53	.17
*PELOHIOUS ASSAULT	1,141	1.71	.58	1,091	1.65	.54
*BREAKING AND ENTERING	2,672	4.00	1.36	2,795	4.23	1.39
*LARCENY-THEFT	5,960	8.92	3.03	6,005	9.09	3.00
*MOTOR VEHICLE THEFT	665	1.00	.33	648	.98	.32
* SUBTOTAL FOR PART I ARRESTS	11,081	16.58	5.65	11,172	16.92	5.58
*OTHER ASSAULTS	5,521	8.26	2.81	5,663	8.53	2.83
*KARSON	187	.28	.09	152	.23	.07
*FORGERY AND COUNTERFEITING	794	1.19	.40	810	1.23	.40
*FRAUD	6,166	9.23	3.14	5,062	7.67	2.53
*EMBEZZLEMENT	84	.13	.04	66	.10	.03
*STOLEN PROPERTY: BUYING, REC., POSSESSION	583	.87	.29	622	.94	.31
*VANDALISM	1,599	2.39	.81	1,562	2.37	.78
*WEAPONS: CARRYING, POSSESSION, ETC.	2,365	3.54	1.20	2,659	4.04	1.33
*PROSTITUTION AND COMMERCIALIZED VICE	121	.18	.06	92	.14	.04
*SEX OFFENSES EXCEPT RAPE AND PROSTITUTION	421	.63	.21	396	.60	.19
*NARCOTIC DRUG LAWS	1,699	2.54	.86	1,695	2.57	.84
*GAMBLING	208	.31	.10	246	.37	.12
*OFFENSES AGAINST FAMILY AND CHILDREN	242	.36	.12	458	.69	.22
*DRIVING UNDER THE INFLUENCE	7,427	11.11	3.78	6,987	10.58	3.49
*LIQUOR LAWS	1,194	1.79	.60	489	.74	.24
*DRUNKENNESS	12,310	18.42	6.27	12,663	19.18	6.33
*DISORDERLY CONDUCT	1,922	2.88	.98	1,968	2.98	.98
*VAGRANCY	48	.07	.02	36	.05	.02
*ALL OTHER EXCEPT TRAFFIC	12,278	18.37	6.26	12,675	19.20	6.33
*CURFEW AND LOITERING LAWS VIOLATIONS	212	.32	.10	177	.27	.08
*RUNAWAYS	362	.54	.18	372	.56	.18
* SUBTOTAL FOR PART II ARRESTS	55,743	83.42	28.42	54,860	83.08	27.43
* TOTAL FOR PART I AND PART II ARRESTS	66,824	100.00	34.08	66,032	100.00	33.11

TOTAL ARRESTS BY RACE AND ETHNIC ORIGIN

January - December 1984, 1983

ARREST CHARGE CLASSIFICATION	1984				1983			
	WHITE	BLACK	ASIAN	OTHER	WHITE	BLACK	ASIAN	OTHER
MURDER	93	11*	11*	9*	102*	11*	11*	16*
MANSLAUGHTER	145	27*	27*	14*	172*	138*	19*	14*
FORCIBLE RAPE	950	66*	66*	2*	1139*	257*	94*	1*
ROBBERY	2471	191*	191*	2*	2671*	937*	154*	1*
FELONIOUS ASSAULT	5160	201*	201*	4*	5954*	2586*	209*	6*
BREAKING AND ENTERING	622	796*	796*	4*	5187*	811*	7*	7*
LARCENY-THEFT	9744	43*	43*	1*	664*	613*	35*	1*
MOTOR VEHICLE THEFT	1333	1333*	1333*	4*	111070*	9827*	1338*	7*
* SUBTOTAL FOR PART I ARRESTS	4902*	618*	618*	1*	5521*	4944*	719*	7*
* OTHER ASSAULTS	175*	12*	12*	1*	187*	144*	8*	7*
ARSON	668	126*	126*	1*	793*	750*	60*	1*
FORGERY AND COUNTERFEITING	5453	713*	713*	2*	6164*	4472*	590*	1*
FRAUD	79	5*	5*	2*	84*	59*	7*	1*
EMBEZZLEMENT	496	87*	87*	5*	578*	535*	87*	6*
STOLEN PROPERTY: BUYING, REC., POSSESSION	1461	138*	138*	1*	1598*	1430*	131*	1*
VANDALISM	2192	173*	173*	3*	2362*	2550*	117*	1*
WEAPONS: CARRYING, POSSESSION, ETC.	87	34*	34*	2*	121*	70*	22*	6*
PROSTITUTION AND COMMERCIALIZED VICE	382	37*	37*	2*	419*	356*	40*	1*
SEX OFFENSES EXCEPT RAPE AND PROSTITUTION	1527	168*	168*	4*	1695*	1621*	73*	6*
NARCOTIC DRUG LAWS	195	13*	13*	1*	203*	229*	17*	2*
GAMBLING	233	9*	9*	1*	241*	412*	46*	1*
OFFENSES AGAINST FAMILY AND CHILDREN	7262	184*	184*	10*	7417*	6826*	158*	9*
DRIVING UNDER THE INFLUENCE	1057	134*	134*	3*	1194*	456*	30*	3*
LIQUOR LAWS	11641	662*	662*	23*	12287*	12127*	531*	18*
DRUNKENNESS	1765	155*	155*	5*	1919*	1825*	143*	8*
DISORDERLY CONDUCT	46	2*	2*	3*	48*	36*	3*	3*
VAGRANCY	1111	1162*	1162*	5*	12275*	11684*	989*	1*
ALL OTHER EXCEPT TRAFFIC	195	17*	17*	1*	212*	161*	16*	1*
CURFEW AND LOITERING LAWS VIOLATIONS	356	6*	6*	1*	361*	365*	7*	1*
RUNAWAYS	51264	4455*	4455*	5*	59556*	51052*	3791*	8*
* SUBTOTAL FOR PART II ARRESTS	61008*	5788*	5788*	5*	70866*	60879*	5129*	16*
* TOTAL FOR PART I AND PART II ARRESTS	11002*	1196*	1196*	6*	12607*	11023*	1241*	13*

TOTAL ARRESTS BY SEX

January - December 1984, 1983

ARREST CHARGE CLASSIFICATION	1984				1983			
	MALE ARRESTS*	PERCENT MALE	FEMALE ARRESTS*	PERCENT FEMALE	MALE ARRESTS*	PERCENT MALE	FEMALE ARRESTS*	PERCENT FEMALE
*MURDER	89	87.25	13	12.75	92	82.88	19	17.12
*MANSLAUGHTER	9	81.82	2	18.18	11	78.57	3	21.43
*FORCIBLE RAPE	171	99.42	1	.58	157	100.00	30	8.55
*ROBBERY	339	94.69	19	5.31	321	91.45	143	13.11
*FELONIOUS ASSAULT	1,039	91.06	102	8.94	948	86.89	108	3.86
*BREAKING AND ENTERING	2,520	94.31	152	5.69	2,687	96.14	1,547	25.76
*LARCENY-THEFT	4,436	74.43	1,524	25.57	4,458	74.24	1,547	25.76
*MOTOR VEHICLE THEFT	624	93.83	41	6.17	597	92.13	51	7.87
* SUBTOTAL FOR PART I ARRESTS	9,227	83.27	1,854	16.73	9,271	82.98	1,901	17.02
*OTHER ASSAULTS	4,751	86.05	770	13.95	4,876	86.10	787	13.90
*ARSON	167	89.30	20	10.70	128	84.21	24	15.79
*FORGERY AND COUNTERFEITING	514	64.74	280	35.26	496	61.23	314	38.77
*FRAUD	3,299	53.50	2,867	46.50	2,799	55.29	2,263	44.71
*EMBEZZLEMENT	60	71.43	24	28.57	42	63.64	24	36.36
*STOLEN PROPERTY: BUYING, REC., POSSESSION	514	88.16	69	11.84	542	87.14	80	12.86
*VANDALISM	1,454	90.93	145	9.07	1,419	90.85	143	9.15
*WEAPONS: CARRYING, POSSESSION, ETC.	2,248	95.05	117	4.95	2,538	95.09	131	4.91
*PROSTITUTION AND COMMERCIALIZED VICE	48	39.57	73	60.33	62	45.65	50	54.35
*SEX OFFENSES EXCEPT RAPE AND PROSTITUTION	403	95.72	18	4.28	365	92.17	31	7.83
*NARCOTIC DRUG LAWS	1,482	87.23	217	12.77	1,495	88.20	200	11.20
*GAMBLING	179	86.06	29	13.94	210	85.37	36	14.63
*OFFENSES AGAINST FAMILY AND CHILDREN	202	83.47	40	16.53	419	91.68	39	8.52
*DRIVING UNDER THE INFLUENCE	6,884	92.69	543	7.31	6,513	93.22	474	6.78
*LIQUOR LAWS	1,057	88.53	137	11.47	432	88.34	57	11.66
*DRUNKENNESS	11,452	93.03	858	6.97	11,824	93.37	839	6.63
*DISORDERLY CONDUCT	1,670	86.89	252	13.11	1,654	84.04	314	15.96
*VAGRANCY	42	87.50	6	12.50	34	94.44	2	5.56
*ALL OTHER EXCEPT TRAFFIC	9,734	79.28	2,544	20.72	10,094	79.64	2,581	20.36
*CURFEW AND LOITERING LAWS VIOLATIONS	154	72.64	58	27.36	122	68.93	55	31.07
*RUNAWAYS	172	47.51	190	52.49	187	50.27	185	49.73
* SUBTOTAL FOR PART II ARRESTS	46,486	83.39	9,257	16.61	46,231	84.27	8,629	15.73
* TOTAL FOR PART I AND PART II ARRESTS	55,713	83.37	11,111	16.63	55,502	84.05	10,530	15.95

NARCOTIC DRUG LAW ARRESTS

Persons Under 18 Years of Age

January - December 1984, 1983

ARREST CHARGE CLASSIFICATION	UNDER 18							TOTAL	TOTAL	PERCENT	
	10	11	12	13	14	15	16	17	JUVE	JUVE	CHANGE
	1984	1983							1984	1983	
*MURDER				1		1	2	4	8	2	00
*MANSLAUGHTER								1	1	1	00
*FORCIBLE RAPE	1		4		1	8	5	19	17	11.76	
*ROBBERY		1	9	4	9	17	40	53	24	53	
*FELONIOUS ASSAULT	2	3	12	11	12	23	69	77	10	39	
*BREAKING AND ENTERING	21	62	169	133	168	238	791	855	7.49		
*LARCENY THEFT	35	129	319	227	286	337	1334	1097	21	60	
*AUTO THEFT	1	7	30	60	47	73	218	215	1.40		
*** SUBTOTAL FOR PART I ARRESTS ***	60	202	544	438	538	698	2400	2323	6	76	
*OTHER ASSAULTS	3	20	49	23	50	72	225	234	3.85		
*ARSON	3	24	15	7	3	7	59	38	55.26		
*FORGERY AND COUNTERFEITING		2	4	9	12	17	44	84	47.62		
*FRAUD		1		1	3	10	15	34	55.88		
*EMBEZZLEMENT											
*STOLEN PROPERTY:BUYING,RECEIVING,POSSESS.		2	8	8	30	34	82	83	1.20		
*VANDALISM	31	52	90	64	47	70	358	314	12	74	
*WEAPONS:CARRYING,POSSESSION,ETC.		3	18	20	36	46	123	126	2.38		
*PROSTITUTION AND COMMERCIALIZED VICE								2			
*SEX OFFENSES (EXCEPT F/RAPE,PROSTITUTION)	2	9	8	8	5	6	38	25	52	00	
*DRUG ABUSE VIOLATIONS	1	2	19	18	32	31	103	123	16.26		
*GAMBLING											
*OFFENSES AGAINST FAMILY AND CHILDREN			3		1	1	5	4	25	00	
*DRIVING UNDER THE INFLUENCE					1	22	46	69	77	10.39	
*LIQUOR LAWS		1	11	13	30	51	106	40	165	00	
*DRUNKENNESS			5	38	54	98	172	367	402	8	71
*DISORDERLY	3	5	33	22	34	46	143	129	10	85	
*VAGRANCY			1			3	4	1	300	00	
*ALL OTHER (EXCEPT TRAFFIC)	16	88	258	190	190	205	947	879	7.74		
*CURFEW AND LOITERING LAW VIOLATIONS	3	15	56	56	33	49	212	177	19	77	
*RUNAWAYS	2	24	120	76	77	63	362	372	2.69		
*** SUBTOTAL FOR PART II ARRESTS ***	64	261	731	570	703	929	3258	3144	3.63		
*** TOTAL PART I,II ARRESTS ***	124	463	1275	1008	1241	1627	5738	5467	4.96		

ARRESTS BY AGE

Persons Under 18 Years of Age

January - December 1984, 1983

ARREST CHARGE CLASSIFICATION	UNDER 18							TOTAL	TOTAL	PERCENT	
	10	11	12	13	14	15	16	17	JUVE	JUVE	CHANGE
	1984	1983							1984	1983	
*OPIUM,COCAINE AND THEIR DERIVATIVES											
*MARIJUANA			2	2	4	4	12	19	36.84		
*SYNTHETIC NARCOTICS-MANUFACTURED			2		1		3	7	57.14		
*OTHER DANGEROUS NON-NARCOTIC DRUGS			1				1	2	50.00		
*** SALE AND MANUFACTURING SUBTOTAL ***			5	2	5	4	16	28	42.86		
*OPIUM,COCAINE AND THEIR DERIVATIVES							1	1		00	
*MARIJUANA	1	1	12	16	26	24	80	87	8.05		
*SYNTHETIC NARCOTICS-MANUFACTURED		1	1		1	1	4	5	20.00		
*OTHER DANGEROUS NON-NARCOTIC DRUGS			1			1	2	2		00	
*** DRUG POSSESSION SUBTOTAL ***	1	2	14	16	27	27	87	95	8	12	
*** DRUG ABUSE VIOLATIONS TOTAL ***	1	2	19	18	32	31	103	123	16	26	

ARRESTS BY AGE

Persons Over 18 Years of Age

January - December 1984, 1983

18	19	20	21	22	23	24	25	30	35	40	45	50	55	60	65	TOTAL	TOTAL	PERCENT	
																OVER	ADULT	ADULT	CHANGE
																1984	1983		
1	4	1	4	3	4	6	23	8	10	9	10	5	1	5	94	103	8.74		
1	1	1	1	1	1	1	1	1	1	1	1	1	1	1	1	10	13	23.08	
3	8	7	10	9	4	4	38	28	14	12	9	4	1	2	153	140	9.29		
20	21	22	26	13	26	25	81	42	23	13	4	1	1	4	318	298	6.71		
40	58	50	55	45	58	74	221	159	116	77	41	29	26	7	16	1072	1014	5.72	
216	224	236	181	150	100	110	342	155	77	40	21	21	6	2	1	1881	1940	3.04	
412	423	350	314	277	287	240	783	491	318	206	144	129	102	71	77	4626	4908	5.75	
484	54	23	41	32	33	29	94	36	21	9	13	5	3	1	1	447	433	3.23	
740	793	694	631	529	512	488	1585	920	580	367	245	191	144	83	99	8601	8849	2.80	
217	243	283	287	245	285	274	1056	789	576	403	220	188	95	71	64	5296	5429	2.45	
11	11	4	9	11	7	7	20	11	13	10	7	3	3	1	1	128	114	12.28	
52	40	36	38	81	106	53	115	127	40	22	12	17	4	7	1	750	726	3.31	
97	187	188	277	310	295	319	1018	1090	888	691	388	234	93	48	23	6151	5028	22.33	
3	4	2	2	5	2	2	19	12	12	9	8	1	1	2	1	84	66	27.27	
29	36	37	44	41	25	22	97	58	34	33	17	12	8	5	3	501	539	7.05	
107	102	85	80	83	71	69	230	152	119	59	43	21	12	6	6	1245	1248	24.7	
83	93	85	93	115	103	113	475	340	241	163	133	69	54	39	43	2242	2543	11.84	
2	5	11	6	5	11	9	30	17	13	6	2	1	2	1	1	121	90	34.44	
14	20	21	20	11	15	24	73	58	42	30	14	12	8	11	10	383	371	3.23	
57	93	101	98	108	112	126	437	252	103	33	25	16	12	13	10	1596	1572	1.53	
3	1	7	6	5	2	2	29	17	23	28	22	18	23	10	14	208	246	15.45	
17	16	20	12	7	16	14	38	28	28	14	14	6	3	1	3	237	454	47.80	
140	256	303	332	331	397	366	1449	1123	804	603	422	350	217	136	129	7358	6910	6.48	
75	112	86	68	68	65	54	150	92	57	64	64	42	53	16	22	1088	449	142.32	
364	477	595	526	515	530	566	2145	1413	1089	964	807	814	594	305	239	11943	12261	2.59	
96	135	149	111	126	125	125	352	190	90	87	55	46	56	25	11	1779	1839	3.26	
1	7	5	2	3	2	1	6	4	2	4	2	1	2	1	1	44	35	25.71	
493	569	624	532	593	560	591	1978	1617	1261	964	574	407	284	137	147	11331	11796	3.94	
1861	2407	2642	2537	2664	2732	2737	9717	7390	5435	4187	2829	2258	1524	835	730	45248	51716	1.49	
2601	3200	3336	3168	3193	3244	3225	11302	8310	6015	4554	3074	2449	1668	918	829	61086	60565	86	

NARCOTIC DRUG LAW ARRESTS

Persons Over 18 Years of Age

January - December 1984, 1983

18	19	20	21	22	23	24	25	30	35	40	45	50	55	60	65	TOTAL	TOTAL	PERCENT	
																OVER	ADULT	ADULT	CHANGE
																1984	1983		
	2	2	2	2	4	3	28	8	2	1	1	1	1	1	1	84	55	52.73	
7	26	30	22	18	40	44	131	65	31	14	6	4	6	1	5	450	477	5.66	
1	1	4	3	4	2	1	10	7	1	1	1	2	1	1	1	38	54	29.63	
	2			1	3	1	13	10	5	3	2	3	1	6	3	53	42	26.19	
8	31	36	27	23	47	49	187	110	45	19	10	9	8	8	8	625	628	.48	
	2		1	3	1	3	9	8	6	1	1	1	1	1	1	34	22	54.55	
48	58	62	66	80	61	66	222	114	49	13	9	6	4	4	2	864	840	2.86	
	2	1	3	2	2	4	9	4	2	1	1	1	1	1	1	32	46	30.43	
1		2	1	1	4	10	16	1	1	1	1	1	1	1	1	41	36	13.89	
49	62	65	71	85	65	77	250	142	58	14	15	7	4	5	2	971	944	2.86	
57	93	101	98	108	112	126	437	252	103	33	25	16	12	13	10	1596	1572	1.53	

LAW ENFORCEMENT EMPLOYEE DATA

POLICE EMPLOYEE DATA

1984

The Uniform Crime Reporting Program in West Virginia incorporates the collection of pertinent data relating to the police of the state. Information regarding police employee strength, distributions, assaults against law enforcement officers and circumstances surrounding the killing of police officers are discussed in this section.

This information is submitted by county, municipal and state law enforcement agencies and compiled on an annual basis. Specific information concerning the number of law enforcement employees reflect the status as of October 31, 1984, and is limited to municipal, county and state law enforcement agencies currently reporting to the West Virginia UCR Program.

A total of 3,981 full-time law enforcement employees was reported by the agencies, of which 2,830 were sworn personnel. This is a rate of 2.0 employees for each 1,000 inhabitants of the state and a rate of 1.5 officers for each 1,000 inhabitants.

The determination of police strength for any given area or municipality should be a subject for serious consideration. Such consideration, however, should be based on the numerous factors which create the need for police services. Some of these factors, discussed elsewhere in this publication relate to size, density of population, geographic location, character, and proximity to metropolitan areas. The information in this section relates to reported police employee strength and should not be interpreted as recommended strength for any given municipality. Such determinations should be made after objectively evaluating the need for police services based on the above factors.

The personnel of each law enforcement agency differ as to the demands and responsibilities placed before them. Many police officers are fully occupied with clerical tasks and are not free to perform active police duties. This current upward trend in police agencies to perform clerical duties is in line with the thinking of many police administrators who recommend the use of civilians in this capacity, thus freeing the sworn personnel for actual police related service. There were 641 civilians included in the total full-time law enforcement employees for West Virginia.

Municipal police departments reported a total of 1,814 employees, of which 1,469 were sworn officers. This is a rate of 1.9 sworn officers for each 1,000 inhabitants (municipal population only).

West Virginia's 55 county sheriffs departments reported a total of 1,215 employees, of which 721 were sworn officers. This is a rate of 0.6 sworn officers for each 1,000 inhabitants (rural population only).

In an attempt at comparisons of employment levels of individual sheriff's departments with other agencies, consideration must be given to certain functions that are particular to a sheriff's department. The functions of county sheriffs departments vary widely throughout the state. The operation of one sheriff's department may be limited exclusively to civil areas and the administration of the county jail, or they may be actively involved in criminal matters throughout the county. These functions are usually performed by sworn officers, thereby presenting a misleading picture of the actual enforcement strength of the department.

The Department of Natural Resources reported a total of 116 employees in their Law Enforcement Division, of which 108 were sworn officers. This is a rate of 0.1 sworn officers for each 1,000 inhabitants (rural population only).

The West Virginia State Police reported a total of 836 employees, of which 532 were sworn officers. This is a rate of 0.5 sworn officers for each 1,000 inhabitants (rural population only).

LAW ENFORCEMENT EMPLOYEE DATA 1984

AGENCY	POLICE			CIVILIAN			TOTAL
	MALE	FEMALE	TOTAL	MALE	FEMALE	TOTAL	
COUNTY SHERIFFS	669	52	721	290	204	494	1,215
CITY POLICE DEPARTMENTS	1,423	46	1,469	123	222	345	1,814
DEPARTMENT OF NATURAL RESOURCES	108	0	108	0	8	8	116
STATE POLICE	523	9	532	96	208	304	836
TOTAL NUMBER OF LAW ENFORCEMENT EMPLOYEES							3,981

LAW ENFORCEMENT OFFICERS KILLED AND ASSAULTED 1984

The killing of a police officer has an effect on society which reaches far beyond the overt act. Such occurrences constitute an immediate threat to the well being of the community and a serious breach of the internal security of the country. Today, a young man who considers a career in law enforcement must also consider the very strong possibility of being killed or assaulted by a member of the very same society he is sworn to protect. This deplorable situation should be a subject of serious public concern, for in truth, an attack on a police officer is an attack on society. The violence directed against law enforcement officers acting in the line of duty is clearly demonstrated by the following summary information:

Trooper H. G. Lucas, of the Morgantown State Police Detachment - Aviation, was killed in the line of duty, when the helicopter he was flying crashed on September 12, 1984.

A total of 195 Assaults on Law Enforcement Officers were reported in 1984, of which 54, or 27.7 percent resulted in personal injury to the officer.

For every 1000 arrests, there were 2.9 Assaults, and for each 100 sworn officers there were 6.9 Assaults.

Personal weapons (hands, fists, feet, etc.) were used in 178 of the Assaults.

A total of 187 of the Assaults were cleared, a clearance rate of 95.9 percent.

POLICE OFFICERS ASSAULTED SUMMARY INFORMATION

January - December 1984, 1983

IDENTIFIER	POPULATION	INDEX PER 1000 POP	TOTAL	TYPE FIREARM	WEAPON CUTTING INST	OTHER WEAPONS	HANDS FIST ETC	TIME OF ASSAULT		INJURY	NO INJURY	ASSAULT CLEARED
								AM	PM			
***** WEST VIRGINIA TOTAL	84 1,952,000	.09	195	5	3	9	178	82	113	54	141	187
CHANGE	83 1,965,000	.13	265	18	8	12	227	87	178	70	195	258
*****	*****	.04-	70-	13-	5-	3-	49-	5-	65-	16-	54-	71-
RURAL	84 1,191,969	.03	40	2	0	2	36	9	31	9	31	37
CHANGE	83 1,188,136	.04	57	9	3	1	44	15	42	27	30	57
*****	*****	.01-	17-	7-	3-	1+	8-	6-	11-	18-	1+	20-
SHERIFF'S	84		33	2	0	1	30	7	26	8	25	32
CHANGE	83		28	2	1	0	25	7	21	11	17	28
*****	*****		5	0	1-	1+	5+	0	5+	3-	8+	4+
STATE POLICE	84		7	0	0	1	6	2	5	1	6	5
CHANGE	83		29	7-	2-	1	19	8	21	16	13	29
*****	*****		22-	7-	2-	0	13-	6-	16-	15-	7-	24-
MUNICIPAL	84 760,031	.20	155	3	3	7	142	73	82	45	110	150
CHANGE	83 776,864	.26	208	9	5	11	183	72	136	43	165	201
*****	*****	.06-	53-	6-	2-	4-	41-	1+	54-	2+	55-	51-

ANALYSIS OF ASSAULTS ON LAW ENFORCEMENT OFFICERS, 1984

OFFICERS KILLED

Number of your law enforcement officers killed in the line of duty this month.

By felonious act _____

By accident or negligence 1

Officers Assaulted (Do not include officers killed) See UCR Guide Manual for complete instructions.

TYPE OF ACTIVITY	TYPE OF WEAPON (Mark 1 for each Assault)						TYPE OF ASSIGNMENT (Mark 1 for each Assault)						POLICE ASSAULTS CLEARED (M)
	TOTAL ASSAULTS BY WEAPON (A)	FIREARM (B)	KNIFE OR OTHER CUTTING INSTRUMENT (C)	OTHER DANGEROUS WEAPON (D)	HANDS, FISTS, FEET, ETC (E)	TWO-MAN VEHICLE (F)	ONE-MAN VEHICLE		DETECTIVE OR SPECIAL ASSIGN		OTHER		
							ALONE (G)	ASSISTED (H)	ALONE (I)	ASSISTED (J)	ALONE (K)	ASSISTED (L)	
1 RESPONDING TO "DISTURBANCE" CALLS (FAMILY QUARRELS, MAN WITH GUN, ETC)	52	4	1	3	44	23	13	13			1	2	47
2 BURGLARIES IN PROGRESS OR PURSUING BURGLARY SUSPECTS	3	1			2	3							3
3 ROBBERIES IN PROGRESS OR PURSUING ROBBERY SUSPECTS	2				2							2	2
4 ATTEMPTING OTHER ARRESTS	76		1	2	73	12	24	34	1		2	3	74
5 CIVIL DISORDER (RIOT, MASS DISOBEDIENCE)	2				2		1						2
6 HANDLING, TRANSPORTING, CUSTODY OF PRISONERS	17			1	16	3	7	4		1	1	2	17
7 INVESTIGATING, SUSPICIOUS PERSONS OR CIRCUMSTANCES	12				12	4	5	3					11
8 AMBUSH-NO WARNING	0												
9 MENTALLY DERANGED	3		1		2		2			1			3
10 TRAFFIC PURSUITS AND STOPS	11			2	9	4	4	2				1	11
11 ALL OTHER	17			1	16	2	3	2		2	5	3	17
12. TOTAL (1-11)	195	5	3	9	178	51	59	58	1	4	9	13	187
13. NUMBER WITH PERSONAL INJURY	54	1	1	6	46								
14. NUMBER WITHOUT PERSONAL INJURY	141	4	2	3	132								
15. TIME OF ASSAULTS	AM	29	28	19	1	4	1						
	PM	4	10	17	27	23	32						
		12:01	2:00	4:00	6:00	8:00	10:00	12:00					

Do Not Use This Space
Initials

Recorded _____
Reviewed _____
Punched _____
Verified _____
Adjusted _____

MONTH AND YEAR

PREPARED BY

TITLE

AGENCY

STATE

CHIEF, SHERIFF, COMMISSIONER, SUPERINTENDENT

**WEST VIRGINIA
OFFENSE DATA
COUNTY-STATE-MUNICIPAL — DNR**

The computer generated output tables contained within this section were designed to facilitate quick reference of statistical crime information relative to the different reporting areas of the State of West Virginia. The data contained in each of the series of reports will be detailed on a page preceding each listing.

Each of the three reports are listed in county name sequence. Within each county, information is further detailed to show the activity experienced by reporting area, agency type and contributor. The general identifying descriptions which indicate the reporting areas are listed and defined as follows:

(Name) County Total—This line indicates the total activity of all reporting agencies within the indicated county. It may be expressed mathematically as:

County Total = Municipal + State Police + Sheriff + Department of Natural Resources
or
County Total = Municipal + Rural

Rural—This line indicates the total activity that was reported by rural law enforcement agencies within the indicated reporting area. It may be expressed mathematically as:

Rural = State + Sheriff + Department of Natural Resources

Sheriff—This line indicates the total activity reported by sheriff's offices within the indicated reporting area.

State Police—This line indicates the total activity reported by all State Police Detachments within the indicated reporting area. It may be expressed mathematically as:

State Police = State Police Detachment 1 + **SPD2** + **SPD3** +

Department of Natural Resources—For purposes of these computer generated reports, activity for the Department of Natural Resources is included with activity for the Sheriff's offices. A separate summary of DNR activity for each district appears in a later section of this report.

MUNICIPAL—This line indicates the total activity reported by all municipal law enforcement agencies within the indicated reporting area. It may be expressed mathematically as:

Municipal = Municipality 1 + **M2** + **M3** +

(City Name) Police Department—This line indicates the total activity reported by the individually specific police department.

For comparative purposes, each reporting agency or area identified on the report details the activity experienced for the calendar year of 1984 and 1983 respectively. Also, the numerical difference and the percent change between the two years has been calculated and displayed on separate lines. All amounts are signed with a plus (+) or minus (-) sign to indicate whether the quantity has increased or decreased from 1983 to 1984. An asterisk (*) appearing on the percent change line indicates that due to no activity being reported for either 1984 or 1983, calculation of percent change was impossible.

It should be noted that statistics gathered under the Uniform Crime Reporting Program are submitted by the law enforcement agencies of West Virginia and project a state-wide view of crime. Awareness of the presence of certain crime factors, which may influence the resulting volume and type of statistics presented, is necessary if fair and equitable conclusions are to be drawn. These crime influencing factors are present, to some degree, in every community and their presence affects, in varying degrees, the crime experience of that community. Attempts at comparison of crime figures between communities should not be made without first considering the individual factors present in each community.

CRIME INDEX REPORT

The tabulations in this section indicate the volume and distribution of crime in West Virginia on the basis of a crime rate.

The Uniform Crime Reporting Program utilizes eight crime classifications to establish a rate to measure the trend and distribution of crime. The number of actual offenses of murder, forcible rape, robbery, felonious assault, burglary, larceny and motor vehicle theft are reflected in this report. The number of actual offenses of manslaughter and assaults (not aggravated) are not index offenses, thus counts of these offenses are not considered in this report. Arson, the eighth Crime Index Offense, is examined in a separate section.

Each heading contained in this report is defined below.

Population—Estimated population of the indicated reporting area. This information, representative of the year 1984, was provided through the assistance of the Federal Bureau of Investigation and the United States Bureau of Census.

Total Offenses—This is the sum total of the seven Index Offenses.

Total Cleared—The sum total of the seven Index Offense cleared.

Percent Cleared—The percentage of Index Offenses cleared by arrest or exceptional clearance.

The mathematical formula may be expressed as follows:

$$\text{Percent Cleared} = \frac{\text{Total Index Offenses Cleared}}{\text{Total Actual Index Offenses Reported}} \times 100$$

Crime Rate—This is sometimes referred to as a victim risk rate and is representative of the number of Index Offenses per 1,000 population.

Example - A crime rate of 10.00 would imply that 10.00 persons of each 1,000 population were the victim of an Index Offense.

The mathematical formula for calculating the crime rate of any reporting area may be expressed as follows:

$$\text{Crime Rate} = \frac{1,000}{\text{Area Population}} = \text{Reciprocal}^* \times \text{Total Actual Offenses}$$

$$\text{Crime Rate} = \frac{\text{Total Actual Offenses}}{\text{Area Population}} \times 1,000$$

*Reciprocals developed to five (5) decimal places.

The remaining columns of the report indicate the number of actual Index Offenses reported by category.

A separate section is provided to summarize offense and arrest data for the Department of Natural Resources on a District basis. This section is provided because Department of Natural Resources data is included in the category of Sheriff on the proceeding computer printed pages.

IDENTIFIER	POPULATION	CRIME RATE	TOTAL OFFEN	TOTAL CLEARED	PERCENT CLEARED	MURDER	RAPE	ROBBERY	FEL ASLTT	BREAK ENTER	LARCENY THEFT	M/V THEFT
WEST VIRGINIA TOTAL	1,952,000	22.88	44882	11072	24.66	86	308	737	2135	12467	25820	3329
NUMERICAL CHANGE	1,965,000	23.20	46414	11130	23.97	94	259	858	2113	13160	26627	3503
PERCENT CHANGE	7	1.4-	33-	58-	.69+	8-	49+	121-	22+	693-	607-	174-
RURAL	1,191,969	12.43	14978	4014	26.73	62	178	165	897	5585	6583	1508
NUMERICAL CHANGE	1,188,136	13.53	16116	4148	25.73	67	141	162	881	5869	7311	1685
PERCENT CHANGE	.3+	1.10-	1138-	134-	1.06+	5-	37+	3+	16+	284-	728-	177-
SHERIFF'S	84	6896	1658	24.04	18	47	62	536	2355	3343	535	535
NUMERICAL CHANGE	83	7992	1853	23.18	15	45	64	510	2682	3997	679	679
PERCENT CHANGE		1096-	195-	.86+	3+	2+	2-	26+	327-	654-	144-	144-
STATE POLICE	84	8082	2356	29.15	44	131	103	361	3230	3240	973	973
NUMERICAL CHANGE	83	8124	2295	28.24	52	96	98	371	3187	3314	1006	1006
PERCENT CHANGE		42-	61+	.91+	8-	35+	5+	10-	43+	74-	33-	33-
MUNICIPAL	760,031	39.17	29904	7058	23.60	24	130	572	1238	6882	19237	1821
NUMERICAL CHANGE	776,864	38.78	30298	6982	23.04	27	118	696	1232	7291	19116	1818
PERCENT CHANGE	16,833-	.39+	394-	76+	.56+	3-	12+	124-	6+	409-	121+	3+
BARBOUR CITY	2.2-	1.0+	1.3-	1.1+	2.4+	11.1-	10.2+	17.8-	.5+	5.6-	.6+	.2+
TOTAL	16,575	9.29	154	50	32.46	0	0	2	6	60	81	5
NUMERICAL CHANGE	16,916	13.29	225	45	20.00	0	0	1	14	87	108	15
PERCENT CHANGE	341-	4.00-	71-	5+	12.46+	0	0	1+	8-	27-	27-	10-
RURAL	11,519	8.59	99	31	31.31	0	0	1	6	49	60	3
NUMERICAL CHANGE	11,599	14.31	166	34	20.48	0	0	1	11	74	72	8
PERCENT CHANGE	80-	5.72-	67-	3-	10.83+	0	0	0	5-	25-	32-	5-
SHERIFF	.7-	40.0-	40.4-	8.8-	52.9+	0	0	.0	45.5-	33.8-	44.4-	62.5-
STATE POLICE	84	37	6	16.21	0	0	0	1	13	21	21	2
NUMERICAL CHANGE	83	78	17	21.79	0	0	0	0	31	43	43	2
PERCENT CHANGE		41-	11-	5.58-	0	0	0	0	1-	18-	22-	0
MUNICIPAL	5,056	10.87	55	19	34.54	0	0	1	5	36	19	1
NUMERICAL CHANGE	5,317	11.09	59	11	18.64	0	0	1	9	43	29	6
PERCENT CHANGE	.261-	.22-	4-	8+	15.90+	0	0	0	44.4-	16.3-	34.5-	83.3-
	4.9-	2.0-	6.8-	72.7+	85.3+	0	0	* 1+	* 15.4-	* 13.9+	* 71.4-	

IDENTIFIER	POPULATION	CRIME RATE	TOTAL OFFEN	TOTAL CLEARED	PERCENT CLEARED	MURDER	RAPE	ROBBERY	FEL ASHLT	BREAK ENTER	LARCENY THEFT	M/V THEFT
BELINGTON PD	1,981	.00	0	0	.00	0	0	0	0	0	0	0
	2,063	2.42	5	2	40.00	0	0	0	1	1	3	0
NUMERICAL CHANGE	82-	2.42-	5-	2-	40.00-	0	0	0	1-	1-	3-	0
PERCENT CHANGE	4.0-	.0	*	*	*				*	*	*	
PHILIPPI PD	3,075	17.88	55	19	34.54	0	0	1	0	11	41	2
	3,254	16.59	54	9	16.66	0	0	0	2	12	33	7
NUMERICAL CHANGE	179-	1.29+	1+	10+	17.88+	0	0	1+	2-	1-	8+	5-
PERCENT CHANGE	5.5-	7.8+	1.9+	111.1+	107.3+	0	0	*	*	8.3-	24.2+	71.4-
BERKELEY CITY TOTAL	48,530	27.93	1356	308	22.71	3	7	25	34	380	828	79
	47,676	31.87	1520	290	19.07	2	8	32	37	437	914	90
NUMERICAL CHANGE	854+	3.94-	164+	18+	3.64+	1+	1-	7-	3-	57-	86-	11-
PERCENT CHANGE	1.8+	12.4-	10.8-	6.2+	19.1+	50.0+	12.5-	21.9-	8.1-	13.0-	9.4-	12.2-
RURAL	35,475	19.58	695	125	17.98	1	4	12	24	239	365	50
	34,369	22.54	775	123	15.87	1	7	6	28	288	393	52
NUMERICAL CHANGE	1,106+	2.96-	80-	2+	2.11+	0	3-	6+	4-	49-	28-	2-
PERCENT CHANGE	3.2+	13.1-	10.3-	1.6+	13.3+	.0	42.9-	100.0+	14.3-	17.0-	7.1-	3.8-
SHERIFF	84											
	83											
NUMERICAL CHANGE												
PERCENT CHANGE												
STATE POLICE	84											
	83											
NUMERICAL CHANGE												
PERCENT CHANGE												
MUNICIPAL	84											
	83											
NUMERICAL CHANGE												
PERCENT CHANGE												
MARTINSBURG PD	84											
	83											
NUMERICAL CHANGE												
PERCENT CHANGE												
BOONE CITY TOTAL	84											
	83											
NUMERICAL CHANGE												
PERCENT CHANGE												
RURAL	84											
	83											
NUMERICAL CHANGE												
PERCENT CHANGE												

IDENTIFIER	POPULATION	CRIME RATE	TOTAL OFFEN	TOTAL CLEARED	PERCENT CLEARED	MURDER	RAPE	ROBBERY	FEL ASLTT	BREAK ENTER	LARCENY THEFT	M/V THEFT
SHERIFF 84	63	1.58	0	0	0	0	0	1	3	19	30	10
NUMERICAL CHANGE 83	208	3.36	0	3	2	0	3	2	7	76	77	43
PERCENT CHANGE	145-	1.78-	0	3-	1-	0	3-	1-	4-	57-	47-	33-
	69.7-	85.7-	53.0-		50.0-				57.1-	75.0-	61.0-	76.7-
STATE POLICE 84	90	50.00	2	1	2	1	1	2	4	41	26	14
NUMERICAL CHANGE 83	131	38.93	1	1	0	0	0	0	6	78	23	23
PERCENT CHANGE	41-	11.07+	1+	1+	2+	1+	1+	2+	2-	37-	3+	9-
	31.3-	11.8-	100.0+						33.3-	47.4-	13.0+	39.1-
MUNICIPAL 84	4,652	18.91	88	32	36.36	0	0	1	2	32	48	5
NUMERICAL CHANGE 83	4,717	19.92	94	10	10.63	0	0	1	2	22	62	7
PERCENT CHANGE	65-	1.01-	6-	22+	25.73+	0	0	0	0	10+	14-	2-
	1.4-	5.1-	6.4-	220.0+	242.1+			.0	.0	45.5+	22.6-	28.6-
MADISON PD 84	3,139	22.61	71	18	25.35	0	0	1	1	28	36	5
NUMERICAL CHANGE 83	3,266	22.96	75	3	4.00	0	0	0	0	14	56	5
PERCENT CHANGE	127-	1.35-	4-	15+	21.35+	0	0	1+	1+	14+	20-	0
	3.9-	1.5-	5.3-	500.0+	533.8+					100.0+	35.7-	.0
WHITESVILLE PD 84	747	12.04	9	6	66.66	0	0	0	1	1	7	0
NUMERICAL CHANGE 83	712	8.42	6	0	.00	0	0	0	0	4	2	0
PERCENT CHANGE	35+	3.62+	3+	6+	66.66+	0	0	0	1+	3-	5+	0
	4.9+	43.0+	50.0+							75.0-	250.0+	
DANVILLE PD 84	766	10.44	8	8	100.00	0	0	0	0	3	5	0
NUMERICAL CHANGE 83	739	17.59	13	7	53.84	0	0	1	2	4	4	2
PERCENT CHANGE	27+	7.15-	1+	46.16+		0	0	1-	2-	1-	1+	2-
	3.7+	40.6-	38.5-	14.3+	85.7+					25.0-	25.0+	
BRAXTON CITY TOTAL 84	14,382	11.19	161	30	18.63	0	1	0	11	48	92	9
NUMERICAL CHANGE 83	14,124	8.49	120	16	13.33	0	0	1	3	55	54	7
PERCENT CHANGE	258+	2.70+	41+	14+	5.30+	0	1+	1-	8+	7-	38+	2+
	1.8+	31.8+	34.2+	87.5+	39.8+					266.7+	70.4+	28.6+
RURAL 84	11,261	13.58	153	30	19.60	0	1	0	11	45	87	9
NUMERICAL CHANGE 83	11,140	9.87	110	15	13.63	0	0	1	3	49	50	7
PERCENT CHANGE	121+	3.71+	43+	15+	5.97+	0	1+	1-	8+	4-	37+	2+
	1.1+	37.6+	39.1+	100.0+	43.8+					8.2-	74.0+	28.6+
SHERIFF 84	53	1.88	0	0	0	0	0	0	0	27	25	1
NUMERICAL CHANGE 83	74	13.51	0	0	0	0	0	1	0	37	32	4
PERCENT CHANGE	21-	11.63-	0	9-	11.63-	0	0	1-	0	10-	7-	3-
	28.4-	90.0-	86.1-							27.0-	21.9-	75.0-
STATE POLICE 84	100	29	29	29	29.00	0	1	0	11	18	62	8
NUMERICAL CHANGE 83	36	13.88	0	5	13.88	0	0	0	3	12	18	3
PERCENT CHANGE	64+	24+	15.12+			0	1+	0	8+	6+	44+	5+
	177.8+	480.0+	108.9+						266.7+	50.0+	244.4+	166.7+

IDENTIFIER

IDENTIFIER	POPULATION	CRIME RATE	TOTAL OFFEN	TOTAL CLEARED	PERCENT CLEARED	MURDER	RAPE	ROBBERY	FEL ASHLT	BREAK ENTER	LARCENY THEFT	M/V THEFT
MUNICIPAL 84	3,121	2.56	8	0	.00	0	0	0	0	3	5	0
NUMERICAL CHANGE 83	2,984	3.35	10	1	10.00	0	0	0	0	6	4	0
PERCENT CHANGE	137+	.79-	2-	1-	10.00-	0	0	0	0	3-	1+	0
	4.6+	23.6-	20.0-	*	*					50.0-	25.0+	
GASSAWAY PD	1,254	.79	1	0	.00	0	0	0	0	0	1	0
NUMERICAL CHANGE 83	1,245	.80	1	1	100.00	0	0	0	0	0	1	0
PERCENT CHANGE	.9+	.01-	0	1-	100.00-	0	0	0	0	0	0	0
	.7+	1.3-	.0	*	*					0	.0	
SUTTON PD	1,284	2.33	3	0	.00	0	0	0	0	3	0	0
NUMERICAL CHANGE 83	1,195	5.02	6	0	.00	0	0	0	0	6	0	0
PERCENT CHANGE	.89+	2.69-	3-	0	.00	0	0	0	0	3-	0	0
	7.4+	53.6-	50.0-							50.0-		
BURNSVILLE PD	583	6.86	4	0	.00	0	0	0	0	0	4	0
NUMERICAL CHANGE 83	544	5.51	3	0	.00	0	0	0	0	0	3	0
PERCENT CHANGE	39+	1.35+	1+	0	.00	0	0	0	0	0	1+	0
	7.2+	24.5+	33.3+							50.0-	33.3+	

 BROOKE CTY TOTAL 84 26,737 16.94 453 77 16.99 0 1 2 3 112 274 61
 83 26,304 16.34 430 29 6.74 0 4 3 5 95 295 28
 NUMERICAL CHANGE 1.6+ 3.7+ 5.3+ 165.5+ 152.1+ 75.0- 33.3- 40.0- 17.9+ 7.1- 117.9+
 PERCENT CHANGE *****

RURAL 84 17,729 16.97 301 63 20.93 0 0 2 3 72 170 54
 83 16,873 15.70 265 16 6.03 0 0 4 3 65 168 23
 NUMERICAL CHANGE 856+ 1.27+ 36+ 47+ 14.90+ 0 0 4- 1- 7+ 2+ 31+
 PERCENT CHANGE 5.1+ 8.1+ 13.6+ 293.8+ 247.1+

SHERIFF 84 255 25 9.80 0 0 2 2 70 165 15
 83 253 2+ 13 5.13 0 0 3 2 59 166 21
 NUMERICAL CHANGE .8+ 92.3+ 91.0+ 0 0 3- 0 11+ 6-
 PERCENT CHANGE

STATE POLICE 84 46 38 82.60 0 0 0 0 2 5 39
 83 12 3 25.00 0 0 1 1 6 2 6 2
 NUMERICAL CHANGE 34+ 35+ 57.60+ 0 0 1- 1- 4- 3+ 37+
 PERCENT CHANGE 283.3+1166.7+ 230.4+

MUNICIPAL 84 9,008 16.87 152 14 9.21 0 1 0 0 40 104 7
 83 9,431 17.49 165 13 7.87 0 0 0 0 30 127 5
 NUMERICAL CHANGE 423- 13- 1.34+ 0 0 1+ 0 3- 10+ 23- 2+
 PERCENT CHANGE 4.5- 3.5- 7.9- 7.7+ 17.0+ *

FOLLANSBEE PD 84 3,930 14.50 57 0 .00 0 0 0 0 18 39 0
 83 4,024 14.91 60 0 .00 0 0 0 0 7 52 1
 NUMERICAL CHANGE 94- 41- 3- 0 0 0 0 0 11+ 13- 1-
 PERCENT CHANGE 2.3- 2.7- 5.0-

IDENTIFIER	POPULATION	CRIME RATE	TOTAL OFFEN	TOTAL CLEARED	PERCENT CLEARED	MURDER	RAPE	ROBBERY	FEL ASLT	BREAK ENTER	LARCENY THEFT	M/V THEFT
WELLSBURG PD	84	3,846	20.54	79	10	12.65	0	1	0	14	57	7
	83	4,041	25.98	105	13	12.38	0	0	3	23	75	4
		NUMERICAL CHANGE	5.44-	26-	3-	.27+	0	1+	0	9-	18-	3+
		PERCENT CHANGE	20.9-	24.8-	23.1-	2.2+	*	*	*	39.1-	24.0-	75.0+
BETHANY PD	84	1,232	12.98	16	4	25.00	0	0	0	8	8	0
	83	1,366	.00	0	0	.00	0	0	0	0	0	0
		NUMERICAL CHANGE	134-	16+	4+	25.00+	0	0	0	8+	8+	0
		PERCENT CHANGE	.0	*	*	*	*	*	*	*	*	*
CABELL CITY	84	110,767	59.30	6575	1985	29.58	6	36	165	532	1516	3850
	83	113,278	60.30	6837	1996	29.19	8	39	203	411	1704	4031
		NUMERICAL CHANGE	1.00-	262-	.39+	2-	3-	38-	121+	188-	181-	29+
		PERCENT CHANGE	1.7-	3.8-	2.6-	1.3+	25.0-	7.7-	29.4+	11.0-	4.5-	6.6+
RURAL	84	41,791	26.40	1104	252	22.82	4	9	8	85	337	584
	83	41,344	29.01	1200	498	41.50	1	13	9	116	350	611
		NUMERICAL CHANGE	2.61-	96-	246-	18.68-	3+	4-	1-	31-	13-	27-
		PERCENT CHANGE	9.0-	8.0-	49.4-	45.0-	300.0+	30.8-	11.1-	26.7-	3.7-	4.4-
SHERIFF	84	855	177	252	22.82	4	9	8	8	85	337	584
	83	931	633	433	46.50	0	8	4	4	98	256	508
		NUMERICAL CHANGE	76-	256-	25.80-	3+	1+	1+	29-	7+	45-	14-
		PERCENT CHANGE	8.2-	59.1-	55.5-	*	12.5+	25.0+	29.6-	2.7+	8.9-	24.6-
STATE POLICE	84	249	75	30.12	1	1	0	3	16	74	121	34
	83	269	65	24.16	1	5	5	2	18	94	103	43
		NUMERICAL CHANGE	20-	10+	5.96+	0	5-	2-	2-	20-	18+	9-
		PERCENT CHANGE	7.4-	15.4+	24.7+	.0	*	40.0-	11.1-	21.3-	17.5+	20.9-
MUNICIPAL	84	68,976	79.27	5471	1693	30.94	2	27	157	447	1179	3266
	83	71,934	78.35	5637	1498	26.57	7	26	194	295	1354	3420
		NUMERICAL CHANGE	.92+	166-	4.37+	5-	1+	37-	152+	175-	154-	52+
		PERCENT CHANGE	1.2+	2.9-	16.4+	71.4-	3.8+	19.1-	51.5+	12.9-	4.5-	15.2+
BARBOURSVILLE PD	84	2,920	110.61	323	82	25.38	0	0	3	40	229	37
	83	2,889	120.45	348	92	26.43	0	0	17	25	262	44
		NUMERICAL CHANGE	31+	25-	1.05-	0	0	3+	3-	15+	33-	7-
		PERCENT CHANGE	1.1+	7.2-	4.0-			*	17.6-	60.0+	12.6-	15.9-
HUNTINGTON PD	84	61,922	78.76	4880	1529	31.33	2	27	154	430	1119	2800
	83	64,753	77.87	5044	1366	27.08	7	26	194	273	1286	2964
		NUMERICAL CHANGE	.89+	164-	4.25+	5-	1+	40-	157+	167-	164-	54+
		PERCENT CHANGE	1.1+	3.3-	15.7+	71.4-	3.8+	20.6-	57.5+	13.0-	5.5-	18.4+
MILTON PD	84	2,214	13.09	29	7	24.13	0	0	0	11	13	5
	83	2,252	12.21	28	4	14.28	0	0	1	10	15	2
		NUMERICAL CHANGE	.88+	1+	9.85+	0	0	0	1-	1+	2-	3+
		PERCENT CHANGE	7.2+	3.6+	75.0+	69.0+			10.0+	13.3-	150.0+	

IDENTIFIER	POPULATION	CRIME RATE	TOTAL OFFEN	TOTAL CLEARED	PERCENT CLEARED	MURDER	RAPE	ROBBERY	FEL ASHLT	BREAK ENTER	LARCENY THEFT	M/V THEFT
MU SECURITY POLICE	84	1,920	124.47	239	75	31.38	0	0	0	3	9	3
NUMERICAL CHANGE	83	2,000	108.50	217	36	16.58	0	0	0	4	33	179
PERCENT CHANGE		80-	15.97+	22+	39+	14.80+	0	0	0	1-	24-	45+
		4.0-	14.7+	10.1+	108.3+	89.3+			25.0-	72.7-	25.1+	200.0+

CALHOUN CTY	84	8,428	11.03	93	39	41.93	2	7	0	4	55	22
NUMERICAL CHANGE	83	8,325	8.16	68	34	50.00	1	2	0	10	27	25
PERCENT CHANGE		103+	2.87+	25+	5+	8.07-	1+	5+	0	6-	28+	3-
		1.2+	35.2+	36.8+	14.7+	16.1-	100.0+	250.0+	60.0-	103.7+	12.0-	.0

RURAL	84	7,664	12.13	93	39	41.93	2	7	0	4	55	22
NUMERICAL CHANGE	83	7,530	9.03	68	34	50.00	1	2	0	10	27	25
PERCENT CHANGE		134+	3.10+	25+	5+	8.07-	1+	5+	0	6-	28+	3-
		1.8+	34.3+	36.8+	14.7+	16.1-	100.0+	250.0+	60.0-	103.7+	12.0-	.0

SHERIFF	84	0	.00	0	0	.00	0	0	0	0	0	0
NUMERICAL CHANGE	83	0	.00	0	0	.00	0	0	0	0	0	0
PERCENT CHANGE		0	.00	0	0	.00	0	0	0	0	0	0

STATE POLICE	84	93	41.93	39	39	41.93	2	7	0	4	55	22
NUMERICAL CHANGE	83	68	50.00	34	34	50.00	1	2	0	10	27	25
PERCENT CHANGE		25+	5+	8.07-	1+	5+	1+	5+	0	6-	28+	3-
		36.8+	14.7+	16.1-	100.0+	250.0+			60.0-	103.7+	12.0-	.0

MUNICIPAL	84	764	.00	0	0	.00	0	0	0	0	0	0
NUMERICAL CHANGE	83	795	.00	0	0	.00	0	0	0	0	0	0
PERCENT CHANGE		31-	.00	0	0	.00	0	0	0	0	0	0
		3.9-										

GRANTSVILLE PD	84	764	.00	0	0	.00	0	0	0	0	0	0
NUMERICAL CHANGE	83	795	.00	0	0	.00	0	0	0	0	0	0
PERCENT CHANGE		31-	.00	0	0	.00	0	0	0	0	0	0
		3.9-										

CLAY CTY	84	11,372	12.83	146	74	50.68	0	3	3	21	63	43
NUMERICAL CHANGE	83	11,419	17.60	201	63	31.34	0	2	1	19	86	77
PERCENT CHANGE		47-	4.77-	55-	11+	19.34+	0	1+	2+	2+	23-	34-
		4-	27.1-	27.4-	17.5+	61.7+	50.0+	200.0+	10.5+	26.7-	44.2-	18.8-

RURAL	84	10,392	14.04	146	74	50.68	0	3	3	21	63	43
NUMERICAL CHANGE	83	10,444	19.24	201	63	31.34	0	2	1	19	86	77
PERCENT CHANGE		52-	5.20-	55-	11+	19.34+	0	1+	2+	2+	23-	34-
		.5-	27.0-	27.4-	17.5+	61.7+	50.0+	200.0+	10.5+	26.7-	44.2-	18.8-

SHERIFF	84	0	.00	0	0	.00	0	0	0	0	0	0
NUMERICAL CHANGE	83	0	.00	0	0	.00	0	0	0	0	0	0
PERCENT CHANGE		0	.00	0	0	.00	0	0	0	0	0	0

IDENTIFIER	POPULATION	CRIME RATE	TOTAL OFFEN	TOTAL CLEARED	PERCENT CLEARED	MURDER	RAPE	ROBBERY	FEL ASHLT	BREAK ENTER	LARCENY THEFT	M/V THEFT
STATE POLICE 84	146	74	50.68	0	3	3	3	21	63	43	13	
NUMERICAL CHANGE	201	63	31.34	0	2	1	1	19	86	77	16	
PERCENT CHANGE	55-	11+	19.34+	0	1+	2+	2+	2+	23-	34-	3-	
	27.4-	17.5+	61.7+	0	50.0+	200.0+	10.5+	26.7-	44.2-	18.8-		
MUNICIPAL 84	980	.00	0	.00	0	0	0	0	0	0	0	
NUMERICAL CHANGE	975	.00	0	.00	0	0	0	0	0	0	0	
PERCENT CHANGE	.5+	.00	0	.00	0	0	0	0	0	0	0	
CLAY PD 84	980	.00	0	.00	0	0	0	0	0	0	0	
NUMERICAL CHANGE	975	.00	0	.00	0	0	0	0	0	0	0	
PERCENT CHANGE	.5+	.00	0	.00	0	0	0	0	0	0	0	
DODDRIDGE CTY TOTAL	7,499	7.73	58	62.06	0	0	0	16	23	13	6	
NUMERICAL CHANGE	7,551	5.56	42	40.47	1	1	0	0	16	16	8	
PERCENT CHANGE	.7-	39.0+	38.1+	111.8+	1-	1-	0	16+	43.8+	18.8-	25.0-	
RURAL 84	6,437	8.07	52	61.53	0	0	0	15	18	13	6	
NUMERICAL CHANGE	6,453	6.04	39	43.58	1	1	0	0	14	15	8	
PERCENT CHANGE	.2-	33.6+	33.3+	88.2+	1-	1-	0	15+	28.6+	13.3-	25.0-	
SHERIFF 84	5	60.00	3	60.00	0	0	0	0	3	2	0	
NUMERICAL CHANGE	6	16.66	1	16.66	0	0	0	0	4	2	0	
PERCENT CHANGE	1-	2+	43.34+	0	0	0	0	0	1-	0	0	
STATE POLICE 84	47	29	61.70	0	0	0	0	15	15	11	6	
NUMERICAL CHANGE	33	16	48.48	1	1	0	0	0	10	13	8	
PERCENT CHANGE	14+	13+	13.22+	1-	1-	0	0	15+	5+	2-	2-	
	42.4+	81.3+	27.3+	0	0	0	0	0	50.0+	15.4-	25.0-	
MUNICIPAL 84	1,062	5.64	6	66.66	0	0	0	1	5	0	0	
NUMERICAL CHANGE	1,098	2.73	3	.00	0	0	0	0	2	1	0	
PERCENT CHANGE	3.3-	106.6+	100.0+	0	0	0	0	1+	3+	1-	0	
WEST UNION PD 84	1,062	5.64	6	66.66	0	0	0	1	5	0	0	
NUMERICAL CHANGE	1,098	2.73	3	.00	0	0	0	0	2	1	0	
PERCENT CHANGE	3.3-	106.6+	100.0+	0	0	0	0	1+	3+	1-	0	
FAYETTE CTY TOTAL	58,072	15.37	893	43.33	6	6	12	167	235	409	58	
NUMERICAL CHANGE	59,056	16.98	1003	36.19	3	10	13	137	285	497	58	
PERCENT CHANGE	1.7-	9.5-	11.0-	7.14+	3+	40.0-	7.7-	21.9+	17.5-	17.7-	0	

IDENTIFIER	POPULATION	CRIME RATE	TOTAL OFFEN	TOTAL CLEARED	PERCENT CLEARED	MURDER	RAPE	ROBBERY	FEL ASHLT	BREAK ENTER	LARCENY THEFT	M/VV THEFT
RURAL	37,539	12.88	484	255	52.68	3	6	8	160	153	114	40
NUMERICAL CHANGE	38,078	14.54	554	217	39.16	2	9	10	123	189	179	42
PERCENT CHANGE	539-	1.66-	70-	38+	13.52+	1+	3-	2-	37+	36-	65-	2-
	1.4-	11.4-	12.6-	17.5+	34.5+	50.0+	33.3-	20.0-	30.1+	19.0-	36.3-	4.8-
SHERIFF	260	63.84	166	63.84	0	3	4	4	144	56	46	7
NUMERICAL CHANGE	304	47.36	144	47.36	0	3	8	8	108	83	91	11
PERCENT CHANGE	44-	22+	22+	16.48+	0	0	4-	4-	36+	27-	45-	4-
	14.5-	15.3+	15.3+	34.8+	.0	50.0-	50.0-	50.0-	33.3+	32.5-	49.5-	36.4-
STATE POLICE	224	39.73	89	39.73	3	3	4	4	16	97	68	33
NUMERICAL CHANGE	250	29.20	73	29.20	2	6	2	2	15	106	88	31
PERCENT CHANGE	26-	16+	16+	10.53+	1+	3-	2+	1+	1+	9-	20-	2+
	10.4-	21.9+	36.1+	50.0+	50.0+	50.0-	100.0+	6.7+	6.7+	8.5-	22.7-	6.5+
MUNICIPAL	20,533	19.91	409	132	32.27	3	0	4	7	82	295	18
NUMERICAL CHANGE	20,978	21.39	449	146	32.51	1	1	3	14	96	318	16
PERCENT CHANGE	445-	1.48-	40-	14-	.24-	2+	1-	1+	7-	14-	23-	2+
	2.1-	6.9-	8.9-	9.6-	.7-	200.0+	33.3+	33.3+	50.0-	14.6-	7.2-	12.5+
ANSTED PD	1,906	1.04	2	1	50.00	0	0	0	0	2	0	0
NUMERICAL CHANGE	1,970	4.56	9	8	88.88	0	0	0	4	0	5	0
PERCENT CHANGE	64-	3.52-	7-	7-	38.88-	0	0	0	4-	2+	5-	0
	3.2-	77.2-	77.8-	87.5-	43.7-	0	0	0	0	0	0	0
FAYETTEVILLE PD	2,280	2.63	6	4	66.66	0	0	2	0	2	1	1
NUMERICAL CHANGE	2,380	2.94	7	3	42.85	0	0	0	0	4	1	2
PERCENT CHANGE	100-	.31-	1-	23.81+	0	0	0	0	0	2-	0	1-
	4.2-	10.5-	14.3-	33.3+	55.6+	0	0	0	0	50.0-	.0	50.0-
MONTGOMERY PD	2,999	58.35	175	77	44.00	1	0	2	1	11	156	4
NUMERICAL CHANGE	3,148	63.84	201	75	37.31	0	1	1	2	15	177	5
PERCENT CHANGE	149-	5.49-	26-	2+	6.69+	1+	1-	1+	1-	4-	21-	1-
	4.7-	8.6-	12.9-	2.7+	17.9+	0	100.0+	100.0+	50.0-	26.7-	11.9-	20.0-
MOUNT HOPE PD	1,892	31.18	59	8	13.55	0	0	0	4	18	36	1
NUMERICAL CHANGE	1,848	40.58	75	21	28.00	1	0	1	2	31	36	4
PERCENT CHANGE	44+	9.40-	16-	13-	14.45-	1-	0	1-	2+	13-	0	3-
	2.4+	23.2-	21.3-	61.9-	51.6-	0	0	0	100.0+	41.9-	.0	75.0-
OAK HILL PD	7,177	20.89	150	38	25.33	2	0	0	0	42	95	11
NUMERICAL CHANGE	7,194	16.68	120	30	25.00	0	0	1	1	25	88	5
PERCENT CHANGE	17-	4.21+	30+	8+	.33+	2+	0	1-	1-	17+	7+	6+
	.2-	25.2+	25.0+	26.7+	1.3+	0	0	0	0	68.0+	8.0+	120.0+
MEADOW BRIDGE PD	546	.00	0	0	.00	0	0	0	0	0	0	0
NUMERICAL CHANGE	527	.00	0	0	.00	0	0	0	0	0	0	0
PERCENT CHANGE	19+	.00	0	0	.00	0	0	0	0	0	0	0
	3.6+											
SMITHERS PD	1,396	.00	0	0	.00	0	0	0	0	0	0	0
NUMERICAL CHANGE	1,466	6.13	9	3	33.33	0	0	0	2	6	1	0
PERCENT CHANGE	70-	6.13-	9-	3-	33.33-	0	0	0	2-	6-	1-	0
	4.8-	.0	0	0	.0	0	0	0	0	0	0	0

IDENTIFIER	POPULATION	CRIME RATE	TOTAL OFFEN	TOTAL CLEARED	PERCENT CLEARED	MURDER	RAPE	ROBBERY	FEL ASHLT	BREAK ENTER	LARCENY THEFT	M/V THEFT
PAX PD	242	8.26	2	0	.00	0	0	0	2	0	0	0
	279	7.16	2	0	.00	0	0	0	0	1	1	0
NUMERICAL CHANGE	37-	1.10+	0	0	.00	0	0	0	2+	1-	1-	0
PERCENT CHANGE	13.3-	15.4+	.0						*	*	*	*
W VA TECH SECURITY	960	11.45	11	1	9.09	0	0	0	0	6	5	0
	1,000	13.00	13	1	7.69	0	0	0	0	6	7	0
NUMERICAL CHANGE	40-	1.55-	2-	0	1.40+	0	0	0	0	0	2-	0
PERCENT CHANGE	4.0-	11.9-	15.4-	.0	16.2+				0	.0	28.6-	
GAULEY B/IDGE PD	1,135	3.52	4	3	75.00	0	0	0	0	1	2	1
	1,166	11.14	13	5	38.46	0	0	0	3	8	2	0
NUMERICAL CHANGE	31-	7.62-	9-	2-	36.54+	0	0	0	3-	7-	0	1+
PERCENT CHANGE	2.7-	68.4-	69.2-	40.0-	95.0+				*	87.5-	.0	*
GILMER CITY	8,658	10.27	89	26	29.21	0	0	1	2	39	44	3
	8,467	13.93	118	19	16.10	0	1	0	5	66	43	3
NUMERICAL CHANGE	191+	3.66-	29-	7+	13.11+	0	1-	1+	3-	27-	1+	0
PERCENT CHANGE	2.3+	26.3-	24.6-	36.8+	81.4+		*	*	60.0-	40.9-	2.3+	.0
RURAL	5,644	4.42	25	5	20.00	0	0	1	1	14	6	3
	5,609	7.84	44	11	25.00	0	0	0	1	34	7	2
NUMERICAL CHANGE	35+	3.42-	19-	6-	5.00-	0	0	1+	0	20-	1-	1+
PERCENT CHANGE	.6+	43.6-	43.2-	54.5-	20.0-			*	.0	58.8-	14.3-	50.0+
SHERIFF	84	7.0	7	1	14.28	0	0	0	0	6	0	1
	83	20	5	1	25.00	0	0	0	1	16	3	0
NUMERICAL CHANGE	156+	4.66-	10-	13+	10.72-	0	0	0	1-	10-	3-	1+
PERCENT CHANGE	5.5+	18.0-	13.5-	162.5+	203.5+			*	*	62.5-	*	*
STATE POLICE	18	22.22	4	4	22.22	0	0	1	1	8	6	2
	24	25.00	6	6	25.00	0	0	1+	1+	18	4	2
NUMERICAL CHANGE	6-	2.78-	2-	2-	2.78-	0	0	1+	1+	10-	2+	0
PERCENT CHANGE	25.0-	33.3-	33.3-	11.1-	11.1-			*	*	55.6-	50.0+	.0
MUNICIPAL	3,014	21.23	64	21	32.81	0	0	0	1	25	38	0
	2,858	25.89	74	8	10.81	0	1	0	4	32	36	1
NUMERICAL CHANGE	156+	4.66-	10-	13+	22.00+	0	1-	0	3-	7-	2+	1-
PERCENT CHANGE	5.5+	18.0-	13.5-	162.5+	203.5+		*	*	75.0-	21.9-	5.6+	*
GLENVILLE PD	2,352	16.58	39	17	43.58	0	0	0	1	8	30	0
	2,168	25.36	55	7	12.72	0	1	0	4	22	27	1
NUMERICAL CHANGE	184+	8.78-	16-	10+	30.86+	0	1-	0	3-	14-	3+	1-
PERCENT CHANGE	8.5+	34.6-	29.1-	142.9+	242.6+		*	*	75.0-	63.6-	11.1+	*
GLENVILLE ST SECURITY	662	37.76	25	4	16.00	0	0	0	0	17	8	0
	690	27.53	19	1	5.26	0	0	0	0	10	9	0
NUMERICAL CHANGE	28-	10.23+	6+	3+	10.74+	0	0	0	0	7+	1-	0
PERCENT CHANGE	4.1-	37.2+	31.6+	300.0+	204.2+				0	70.0+	11.1-	

IDENTIFIER	POPULATION	CRIME RATE	TOTAL OFFEN	TOTAL CLEARED	PERCENT CLEARED	MURDER	RAPE	ROBBERY	FEL ASLTT	BREAK ENTER	LARCENY THEFT	M/V THEFT
GRANT CTY	10,442	6.51	68	15	22.05	0	2	0	4	30	27	5
NUMERICAL CHANGE	10,397	6.73	70	18	25.71	1	0	0	3	27	31	8
PERCENT CHANGE	45+	.22-	2-	3-	3.66-	1-	2+	0	1+	3+	4-	3-
	4+	3.3-	2.9-	16.7-	14.2-	*	*	*	33.3+	11.1+	12.9-	37.5-
	7,817	7.67	60	12	20.00	0	2	0	4	27	23	4
NUMERICAL CHANGE	7,734	6.98	54	16	29.62	1	0	0	2	24	20	7
PERCENT CHANGE	83+	.69+	6+	4-	9.62-	1-	2+	0	2+	3+	3+	3-
	1.1+	9.9+	11.1+	25.0-	32.5-	*	*	*	100.0+	12.5+	15.0+	42.9-
SHERIFF	84		8	0	.00	0	0	0	0	4	4	0
NUMERICAL CHANGE	83		10	0	.00	0	0	0	0	7	1	2
PERCENT CHANGE			2-	0	.00	0	0	0	0	3-	3+	2-
	20.0-									42.9-	300.0+	*
STATE POLICE	84		52	12	23.07	0	2	0	4	23	19	4
NUMERICAL CHANGE	83		44	16	36.36	1	0	0	2	17	19	5
PERCENT CHANGE			8+	4-	13.29-	1-	2+	0	2+	6+	0	1-
	18.2+	25.0-	36.6-			*	*	*	100.0+	35.3+	.0	20.0-
MUNICIPAL	84		8	3	37.50	0	0	0	0	3	4	1
NUMERICAL CHANGE	83		16	2	12.50	0	0	0	1	3	11	1
PERCENT CHANGE	38-	2.96-	8-	1+	25.00+	0	0	0	1-	0	7-	0
	1.4-	49.3-	50.0-	50.0+	200.0+				*	.0	63.6-	.0
PETERSBURG PD	84		7	3	42.85	0	0	0	0	2	4	1
NUMERICAL CHANGE	83		14	1	7.14	0	0	0	0	2	11	1
PERCENT CHANGE	15-	3.30-	7-	2+	35.71+	0	0	0	0	0	7-	0
	.7-	49.7-	50.0-	200.0+	500.1+					.0	63.6-	.0
BAYARD PD	84		1	0	.00	0	0	0	0	1	0	0
NUMERICAL CHANGE	83		2	1	50.00	0	0	0	1	1	0	0
PERCENT CHANGE	23-	1.72-	1-	1-	50.00-	0	0	0	1-	0	0	0
	4.1-	47.9-	50.0-						*	.0		
GREENBRIER CTY TOTAL	84		35,663	58	29.89	1	0	1	11	111	58	12
NUMERICAL CHANGE	83		36,856	56	28.00	0	1	1	2	101	80	15
PERCENT CHANGE	1,193-	.01+	6-	2+	1.89+	1+	1-	0	9+	10+	22-	3-
	3.2-	.2+	3.0-	3.6+	6.8+	*	*	*	.0	450.0+	9.9+	27.5-
												20.0-
RURAL	84		23,396	42	26.58	1	0	1	9	97	43	7
NUMERICAL CHANGE	83		24,300	38	25.33	0	1	0	2	73	60	14
PERCENT CHANGE	904-	.58+	8+	4+	1.25+	1+	1-	1+	7+	24+	17-	7-
	3.7-	9.4+	5.3+	10.5+	4.9+	*	*	*	350.0+	32.9+	28.3-	50.0-
SHERIFF	84		51	8	15.68	0	0	0	0	51	0	0
NUMERICAL CHANGE	83		28	0	.00	0	0	0	0	28	0	0
PERCENT CHANGE			23+	8+	15.68+	0	0	0	0	23+	0	0
	82.1+		82.1+	*						82.1+		

IDENTIFIER	POPULATION	CRIME RATE	TOTAL OFFEN	TOTAL CLEARED	PERCENT CLEARED	MURDER	RAPE	ROBBERY	FEL ASLT	BREAK ENTER	LARCENY THEFT	M/V THEFT
STATE POLICE 84	107	34	31.77	1	0	1	0	1	9	46	43	7
NUMERICAL CHANGE	122	38	31.14	0	1	0	1	0	2	45	60	14
PERCENT CHANGE	15-	4-	.63+	1+	1-	1+	*	350.0+	7+	1+	17-	7-
	12.3-	10.5-	2.0+	*	*	*	*	28.3-	2.2+	28.3-	50.0-	
MUNICIPAL	12,267	2.93	36	16	44.44	0	0	0	2	14	15	5
NUMERICAL CHANGE	12,556	3.98	50	18	36.00	0	0	1	0	28	20	1
PERCENT CHANGE	289-	1.05-	14-	2-	8.44+	0	0	1-	2+	14-	5-	4+
	2.3-	26.4-	28.0-	11.1-	23.4+	*	*	50.0-	50.0-	25.0-	600.0+	
LEWISBURG PD	3,000	2.99	9	8	88.88	0	0	0	2	5	1	1
NUMERICAL CHANGE	3,116	4.49	14	10	71.42	0	0	1	0	6	6	1
PERCENT CHANGE	116-	1.50-	5-	2-	17.46+	0	0	1-	2+	1-	5-	0
	3.7-	33.4-	35.7-	20.0-	24.4+	0	0	*	16.7-	83.3-		0
RAINELLE PD	1,913	8.36	16	1	6.25	0	0	0	0	3	11	2
NUMERICAL CHANGE	2,021	5.44	11	1	9.09	0	0	0	0	4	7	0
PERCENT CHANGE	108-	2.92+	5+	0	2.86-	0	0	0	0	1-	4+	2+
	5.3-	53.7+	45.5+	.0	31.2-	0	0	0	25.0-	57.1+		*
RONCEVERTE PD	2,282	1.31	3	2	66.66	0	0	0	0	2	0	1
NUMERICAL CHANGE	2,222	5.40	12	2	16.66	0	0	0	0	11	1	0
PERCENT CHANGE	60+	4.09-	9-	0	50.00+	0	0	0	0	9-	1-	1+
	2.7+	75.7-	75.0-	.0	300.1+	0	0	0	0	81.8-		*
WHITE SULPHUR SPRINGS PD 84	3,275	2.13	7	4	57.14	0	0	0	0	4	3	0
NUMERICAL CHANGE	3,414	3.22	11	4	36.36	0	0	0	0	6	5	0
PERCENT CHANGE	139-	1.09-	4-	0	20.78+	0	0	0	0	2-	2-	0
	4.1-	33.9-	36.4-	.0	57.2+	0	0	0	0	33.3-	40.0-	
QUINWOOD PD	443	2.25	1	1	100.00	0	0	0	0	0	0	1
NUMERICAL CHANGE	472	4.23	2	1	50.00	0	0	0	0	1	1	0
PERCENT CHANGE	29-	1.98-	1-	0	50.00+	0	0	0	0	1-	1-	1+
	6.1-	46.8-	50.0-	.0	100.0+	0	0	0	0	*	*	*
RUPERT PD	1,354	.00	0	0	.00	0	0	0	0	0	0	0
NUMERICAL CHANGE	1,311	.00	0	0	.00	0	0	0	0	0	0	0
PERCENT CHANGE	43+	.00	0	0	.00	0	0	0	0	0	0	0
	3.3+											
HAMPSHIRE CTY TOTAL	15,392	19.29	297	89	29.96	0	1	2	12	160	112	10
NUMERICAL CHANGE	15,127	17.18	260	49	18.84	0	3	0	7	134	100	16
PERCENT CHANGE	265+	2.11+	37+	40+	11.12+	0	2-	2+	5+	26+	12+	6-
	1.8+	12.3+	14.2+	81.6+	59.0+	0	66.7-	*	71.4+	19.4+	12.0+	37.5-
RURAL	13,355	19.16	256	73	28.51	0	1	2	12	147	84	10
NUMERICAL CHANGE	12,999	16.69	217	63	19.81	0	3	0	7	121	75	11
PERCENT CHANGE	356+	2.47+	39+	30+	8.70+	0	2-	2+	5+	26+	9+	1-
	2.7+	14.8+	18.0+	69.8+	43.9+	0	66.7-	*	71.4+	21.5+	12.0+	9.1-

IDENTIFIER

IDENTIFIER	POPULATION	CRIME RATE	TOTAL OFFEN	TOTAL CLEARED	PERCENT CLEARED	MURDER	RAPE	ROBBERY	FEL ASHLT	BREAK ENTER	LARCENY THEFT	M/V THEFT
SHERIFF 84	105	17	16.19	0	0	0	0	0	0	65	38	2
NUMERICAL CHANGE 83	88	14	15.90	0	0	0	1	0	2	51	31	3
PERCENT CHANGE	17+	3+	.29+	0	0	0	1-	0	2-	14+	7+	1-
	19.3+	21.4+	1.8+				*		*	27.5+	22.6+	33.3-
STATE POLICE 84	151	56	37.08	0	1	2	2	2	12	82	46	8
NUMERICAL CHANGE 83	129	29	22.48	0	2	0	2	0	5	70	44	8
PERCENT CHANGE	22+	27+	14.60+	0	1-	2+	1-	2+	7+	12+	2+	0
	17.1+	93.1+	64.9+			50.0-	*	140.0+	17.1+	17.1+	4.5+	.0
MUNICIPAL 84	2,037	41	20.12	16	39.02	0	0	0	0	13	28	0
NUMERICAL CHANGE 83	2,128	43	20.20	6	13.95	0	0	0	0	13	25	5
PERCENT CHANGE	91-	2-	.08-	10+	25.07+	0	0	0	0	0	3+	5-
	4.3-	4.7-	166.7+	179.7+					.0	.0	12.0+	*
ROMNEY PD 84	2,037	41	20.12	16	39.02	0	0	0	0	13	28	0
NUMERICAL CHANGE 83	2,128	43	20.20	6	13.95	0	0	0	0	13	25	5
PERCENT CHANGE	91-	2-	.08-	10+	25.07+	0	0	0	0	0	3+	5-
	4.3-	4.7-	166.7+	179.7+					.0	.0	12.0+	*

HANCOCK CTY TOTAL	POPULATION	CRIME RATE	TOTAL OFFEN	TOTAL CLEARED	PERCENT CLEARED	MURDER	RAPE	ROBBERY	FEL ASHLT	BREAK ENTER	LARCENY THEFT	M/V THEFT
84	43,972	11.39	501	46	9.18	2	4	5	16	193	215	66
NUMERICAL CHANGE 83	45,764	14.92	683	55	8.05	0	2	15	9	284	283	90
PERCENT CHANGE	1,792-	3.53-	182-	9-	1.13+	2+	2+	10-	7+	91-	68-	24-
	3.9-	23.7-	26.6-	16.4-	14.0+	*	100.0+	66.7-	77.8+	32.0-	24.0-	26.7-

RURAL 84	POPULATION	CRIME RATE	TOTAL OFFEN	TOTAL CLEARED	PERCENT CLEARED	MURDER	RAPE	ROBBERY	FEL ASHLT	BREAK ENTER	LARCENY THEFT	M/V THEFT
83	14,697	12.85	189	18	9.52	2	3	0	10	73	74	27
NUMERICAL CHANGE	15,103	13.90	210	10	4.76	0	1	2	1	82	87	37
PERCENT CHANGE	406-	1.05-	21-	8+	4.76+	2+	2+	2-	9+	9-	13-	10-
	2.7-	7.6-	10.0-	80.0+	100.0+	*	200.0+	*	900.0+	11.0-	14.9-	27.0-

SHERIFF 84	POPULATION	CRIME RATE	TOTAL OFFEN	TOTAL CLEARED	PERCENT CLEARED	MURDER	RAPE	ROBBERY	FEL ASHLT	BREAK ENTER	LARCENY THEFT	M/V THEFT
83	184	17	9.23	3	0	0	0	0	9	72	71	27
NUMERICAL CHANGE	204	9	4.91	0	1	2	1	2	1	80	85	35
PERCENT CHANGE	20-	8+	4.82+	2+	2+	2+	2+	2-	8+	8-	14-	8-
	9.8-	88.9+	109.3+	*	200.0+	*	800.0+	10.0-	10.0-	16.5-	22.9-	

STATE POLICE 84	POPULATION	CRIME RATE	TOTAL OFFEN	TOTAL CLEARED	PERCENT CLEARED	MURDER	RAPE	ROBBERY	FEL ASHLT	BREAK ENTER	LARCENY THEFT	M/V THEFT
83	5	1	20.00	0	0	0	0	0	1	1	3	0
NUMERICAL CHANGE	6	1	16.66	0	0	0	0	0	0	2	2	2
PERCENT CHANGE	1-	0	3.34+	0	0	0	0	0	1+	1-	1+	2-
	16.7-	.0	20.0+				*	50.0-	*	50.0+	50.0+	*

MUNICIPAL 84	POPULATION	CRIME RATE	TOTAL OFFEN	TOTAL CLEARED	PERCENT CLEARED	MURDER	RAPE	ROBBERY	FEL ASHLT	BREAK ENTER	LARCENY THEFT	M/V THEFT
83	29,275	10.65	312	28	8.97	0	1	5	6	120	141	39
NUMERICAL CHANGE	30,661	15.42	473	45	9.51	0	1	13	8	202	196	53
PERCENT CHANGE	1,386-	4.77-	161-	17-	.54-	0	.0	8-	2-	82-	55-	14-
	4.5-	30.9-	34.0-	37.8-	5.7-			61.5-	25.0-	40.6-	28.1-	26.4-

CHESTER PD 84	POPULATION	CRIME RATE	TOTAL OFFEN	TOTAL CLEARED	PERCENT CLEARED	MURDER	RAPE	ROBBERY	FEL ASHLT	BREAK ENTER	LARCENY THEFT	M/V THEFT
83	3,259	11.65	38	4	10.52	0	0	0	0	16	20	2
NUMERICAL CHANGE	3,357	15.19	51	6	11.76	0	0	1	1	23	20	6
PERCENT CHANGE	98-	3.54-	13-	2-	1.24-	0	0	1-	1-	7-	0	4-
	2.9-	23.3-	25.5-	33.3-	10.5-				*	30.4-	.0	66.7-

IDENTIFIER	POPULATION	CRIME RATE	TOTAL OFFEN	TOTAL CLEARED	PERCENT CLEARED	MURDER	RAPE	ROBBERY	FEL ASLTT	BREAK ENTER	LARCENY THEFT	M/V THEFT
AEIRTON PD	24,332	11.13	271	32	8.11	0	1	5	5	102	121	37
	25,516	16.49	421	39	9.26	0	1	12	7	179	175	47
NUMERICAL CHANGE	1,184	5.36-	150-	17-	1.15-	0	0	7-	2-	77-	56-	10-
PERCENT CHANGE	4.6-	32.5-	35.6-	43.6-	12.4-	0	0	58.3-	28.6-	43.0-	30.9-	21.3-
NEW CUMBERLAND PD	1,684	1.78	3	2	66.66	0	0	0	1	2	0	0
	1,788	.55	1	0	.00	0	0	0	0	0	1	0
NUMERICAL CHANGE	104-	1.23+	2+	2+	66.66+	0	0	0	1+	2+	1-	0
PERCENT CHANGE	5.8-	223.6+	200.0+	*	*	0	0	0	*	*	*	0
HARPL' CTY	10,168	9.44	96	24	25.00	0	2	0	3	53	34	4
	10,228	10.36	106	44	41.50	1	1	0	4	35	60	5
NUMERICAL CHANGE	60-	.92-	10-	20-	16.50-	1-	1+	0	1-	18+	26-	1-
PERCENT CHANGE	.6-	8.9-	9.6-	45.5-	39.8-	*	100.0+	*	25.0-	51.4+	43.3-	20.0-
RURAL	7,722	10.61	82	21	25.60	0	2	0	3	42	31	4
	7,663	11.09	85	40	47.05	1	1	0	3	35	41	4
NUMERICAL CHANGE	59+	.48-	3-	19-	21.45-	1-	1+	0	0	7+	10-	0
PERCENT CHANGE	.8+	4.3-	3.5-	47.5-	45.6-	*	100.0+	*	.0	20.0+	24.4-	.0
SHERIFF	84	32	1	1	3.12	0	0	0	0	19	12	1
	83	31	16	16	51.61	1	0	0	0	4	23	3
NUMERICAL CHANGE	1+	1+	15-	48.49-	1-	0	0	0	0	15+	11-	2-
PERCENT CHANGE	3.2+	30.1-	33.3-	93.8-	94.0-	*	100.0+	*	.0	375.0+	47.8-	66.7-
STATE POLICE	50	20	40.00	0	0	0	2	0	3	23	19	3
	54	24	44.44	0	0	0	1	0	3	31	18	1
NUMERICAL CHANGE	4-	4-	4.44-	0	0	0	1+	0	0	8-	1+	2+
PERCENT CHANGE	7.4-	16.7-	10.0-	0	0	0	100.0+	0	.0	25.8-	5.6+	200.0+
MUNICIPAL	2,446	5.72	14	3	21.42	0	0	0	0	11	3	0
	2,565	8.18	21	4	19.04	0	0	0	1	10	19	1
NUMERICAL CHANGE	119-	2.46-	7-	1-	2.38+	0	0	0	1-	11+	16-	1-
PERCENT CHANGE	4.6-	30.1-	33.3-	25.0-	12.5+	0	0	0	*	*	84.2-	*
MOOREFIELD PD	2,210	4.07	9	0	.00	0	0	0	0	9	0	0
	2,308	4.33	10	2	20.00	0	0	0	1	0	8	1
NUMERICAL CHANGE	98-	.26-	1-	2-	20.00-	0	0	0	1-	9+	8-	1-
PERCENT CHANGE	4.2-	6.0-	10.0-	*	*	0	0	0	*	*	*	*
WARDENSVILLE PD	236	21.18	5	3	60.00	0	0	0	0	2	3	0
	257	42.80	11	2	18.18	0	0	0	0	0	11	0
NUMERICAL CHANGE	21-	21.62-	6-	1+	41.82+	0	0	0	0	2+	8-	0
PERCENT CHANGE	8.2-	50.5-	54.5-	50.0+	230.0+	0	0	0	0	2+	72.7-	0
HARRISON CTY	77,670	18.57	1443	371	25.71	2	2	13	36	336	931	123
	78,856	15.85	1250	353	28.24	4	6	21	36	387	690	106
NUMERICAL CHANGE	1,186-	17.2+	193+	18+	2.53-	2-	4-	8-	0	51-	24+	17+
PERCENT CHANGE	1.5-	17.2+	15.4+	5.1+	9.0-	50.0-	66.7-	38.1-	0	13.2-	34.9+	16.0+

 HARRISON CTY TOTAL

 NUMERICAL CHANGE
 PERCENT CHANGE

IDENTIFIER	POPULATION	CRIME RATE	TOTAL OFFEN	TOTAL CLEARED	PERCENT CLEARED	MURDER	RAPE	ROBBERY	FEL ASHLT	BREAK ENTER	LARCENY THEFT	M/V THEFT
RURAL	36,130	7.71	279	38	13.62	2	0	4	1	115	123	34
NUMERICAL CHANGE	36,577	7.48	274	50	18.24	2	4	4	16	106	108	34
PERCENT CHANGE	1.2-	3.1+	1.8+	24.0-	25.3-	.0	*	.0	93.8-	8.5+	13.9+	.0
SHERIFF												
NUMERICAL CHANGE	84	104	1	1	.96	0	0	1	0	38	57	8
PERCENT CHANGE	83	126	3	3	2.38	0	0	1	0	55	55	15
STATE POLICE												
NUMERICAL CHANGE	84	175	37	37	21.14	2	0	3	1	77	66	26
PERCENT CHANGE	83	148	47	47	31.75	2	4	3	16	51	53	19
MUNICIPAL												
NUMERICAL CHANGE	41,540	28.01	1164	333	28.60	0	2	9	35	221	808	89
PERCENT CHANGE	42,279	23.08	976	303	31.04	2	2	17	20	281	582	72
BRIDGEPORT PD												
NUMERICAL CHANGE	1,739	4.93+	188+	30+	2.44-	2-	0	8-	15+	60-	226+	17+
PERCENT CHANGE	1.7-	21.4+	19.3+	9.9+	7.9-	*.0	*.0	47.1-	75.0+	21.4-	38.8+	23.6+
CLARKSBURG PD												
NUMERICAL CHANGE	6,617	44.73	296	148	50.00	0	0	2	0	30	254	10
PERCENT CHANGE	6,772	31.45	213	90	42.25	0	0	3	0	39	152	19
SALEM PD												
NUMERICAL CHANGE	155-	13.28+	83+	58+	7.75+	0	0	1-	0	9-	102+	9-
PERCENT CHANGE	2.3-	42.2+	39.0+	64.4+	18.3+	*.0	*.0	33.3-	0	23.1-	67.1+	47.4-
CLARKSBURG PD												
NUMERICAL CHANGE	22,010	33.48	737	162	21.98	0	2	7	30	151	482	65
PERCENT CHANGE	22,513	26.02	586	175	29.86	1	1	14	12	190	328	40
SALEM PD												
NUMERICAL CHANGE	503-	7.46+	151+	13-	7.88-	1-	1+	7-	18+	39-	154+	25+
PERCENT CHANGE	2.2-	28.7+	25.8+	7.4-	26.4-	*.0	*.0	50.0-	150.0+	20.5-	47.0+	62.5+
SHINNSTON PD												
NUMERICAL CHANGE	2,628	17.12	45	12	26.66	0	0	0	5	10	22	8
PERCENT CHANGE	2,788	21.83	60	17	28.33	1	1	0	8	17	30	3
SHINNSTON PD												
NUMERICAL CHANGE	120-	4.71-	15-	5-	1.67-	1-	1-	0	3-	17-	8-	5+
PERCENT CHANGE	4.4-	21.6-	25.0-	29.4-	5.9-	*.0	*.0	37.5-	0	41.2-	26.7-	166.7+
SHINNSTON PD												
NUMERICAL CHANGE	3,025	.00	0	0	.00	0	0	0	0	0	0	0
PERCENT CHANGE	3,109	.00	0	0	.00	0	0	0	0	0	0	0
STONEMOOD PD												
NUMERICAL CHANGE	2,097	14.78	31	0	.00	0	0	0	0	13	18	0
PERCENT CHANGE	2,088	16.76	35	0	.00	0	0	0	0	7	27	1
ANMOORE PD												
NUMERICAL CHANGE	9+	1.98-	4-	0	.00	0	0	0	0	6+	9-	1-
PERCENT CHANGE	.4+	11.8-	11.4-	*.0	.00	0	0	0	0	85.7+	33.3-	*.0
ANMOORE PD												
NUMERICAL CHANGE	892	3.36	3	0	.00	0	0	0	0	2	0	1
PERCENT CHANGE	859	13.96	12	2	16.66	0	0	0	0	4	5	3
NUTTER FORT PD												
NUMERICAL CHANGE	33+	10.60-	9-	2-	16.66-	0	0	0	0	2-	5-	2-
PERCENT CHANGE	3.8+	75.9-	75.0-	*.0	.00	0	0	0	0	50.0-	*.0	66.7-
NUTTER FORT PD												
NUMERICAL CHANGE	2,055	24.33	50	9	18.00	0	0	0	0	13	32	5
PERCENT CHANGE	2,116	25.04	53	16	30.18	0	0	0	0	19	30	4
	61-	.71-	3-	7-	12.18-	0	0	0	0	6-	2+	1+
	2.9-	2.8-	5.7-	43.8-	40.4-					31.6-	6.7+	25.0+

IDENTIFIER	POPULATION	CRIME RATE	TOTAL OFFEN	TOTAL CLEARED	PERCENT CLEARED	MURDER	RAPE	ROBBERY	FEL ASFLT	BREAK ENTER	LARCENY THEFT	M/V THEFT
LUMBERPORT PD	988	2.02	2	2	100.00	0	0	0	0	2	0	0
	83	16.91	16	3	18.75	0	0	0	0	4	10	2
		42+	14-	1-	81.25+	0	0	0	0	2-	10-	2-
		4.4+	87.1-	33.3-	433.3+					50.0-	*	*
LOST CREEK PD	673	.00	0	0	.00	0	0	0	0	0	0	0
	83	1.65	1	0	.00	0	0	0	0	1	0	0
		67+	1-	0	.00	0	0	0	0	1-	0	0
		11.1+	*							*		
WEST MILFORD PD	555	.00	0	0	.00	0	0	0	0	0	0	0
	83	.00	0	0	.00	0	0	0	0	0	0	0
		33+	0	0	.00	0	0	0	0	0	0	0
		6.3+										
JACKSON CTY TOTAL	26,313	10.67	281	92	32.74	0	2	0	14	57	171	37
	83	10.13	264	68	25.75	1	0	4	15	71	149	24
		54+	17+	24+	6.99+	1-	2+	4-	1-	14-	22+	13+
		5.3+	6.4+	35.3+	27.1+	*	*	*	6.7-	19.7-	14.8+	54.2+
RURAL	18,863	5.67	107	36	33.64	0	0	0	13	39	37	18
	83	5.98	110	30	27.27	1	0	3	10	50	38	8
		31-	3-	6+	6.37+	1-	0	3-	3+	11-	1-	10+
		5.2-	2.7-	20.0+	23.4+	*		*	30.0+	22.0-	2.6-	125.0+
SHERIFF	84		77	21	27.27	0	0	0	13	22	28	14
	83		80	23	28.75	0	0	1	8	40	26	5
			3-	2-	1.48-	0	0	1-	5+	18-	2+	9+
			3.8-	8.7-	5.1-			*	62.5+	45.0-	7.7+	180.0+
STATE POLICE	84		30	15	50.00	0	0	0	0	17	9	4
	83		30	7	23.33	1	0	2	2	10	12	3
			0	8+	26.67+	1-	0	2-	2-	7+	3-	1+
			.0	114.3+	114.3+	*		*	*	70.0+	25.0-	33.3+
MUNICIPAL	7,450	2.35	174	56	32.18	0	2	0	1	18	134	19
	83	20.04	154	38	24.67	0	0	1	5	21	111	16
		3.31+	20+	18+	7.51+	0	2+	1-	4-	3-	23+	3+
		16.5+	13.0+	47.4+	30.4+		*	*	80.0-	14.3-	20.7+	18.8+
RAVENSWOOD PD	3,990	21.55	86	44	51.16	0	0	0	1	6	74	5
	83	18.33	77	28	36.36	0	0	1	4	6	54	12
		3.22+	9+	16+	14.80+	0	0	1-	3-	0	20+	7-
		17.6+	11.7+	57.1+	40.7+		*	*	75.0-	.0	37.0+	58.3-
RIPLEY PD	3,460	25.43	88	12	13.63	0	2	0	0	12	60	14
	83	22.09	77	10	12.98	0	0	0	1	15	57	4
		3.34+	11+	2+	6.5+	0	2+	0	1-	3-	3+	10+
		15.1+	14.3+	20.0+	5.0+		*	*	*	20.0-	5.3+	250.0+

IDENTIFIER	POPULATION	CRIME RATE	TOTAL OFFEN	TOTAL CLEARED	PERCENT CLEARED	MURDER	RAPE	ROBBERY	FEL ASSTL	BREAK ENTER	LARCENY THEFT	M/V THEFT
JEFFERSON CITY TOTAL	30,921	26.74	827	216	26.11	1	6	5	74	266	421	54
NUMERICAL CHANGE	30,866	35.87	1107	259	23.39	2	1	8	65	299	679	53
PERCENT CHANGE	75+	9.13-	280-	43-	2.72+	1-	5+	3-	9+	33-	258-	1+
RURAL	23,234	16.22	377	134	35.54	1	5	2	24	154	161	30
NUMERICAL CHANGE	23,242	20.30	472	137	29.02	2	1	2	7	171	260	29
PERCENT CHANGE	8-	4.08-	95-	3-	6.52+	1-	4+	0	17+	17-	99-	1+
SHERIFF	84	20.1-	20.1-	2.2-	22.5+	50.0-	400.0+	.0	242.9+	9.9-	38.1-	3.4+
NUMERICAL CHANGE	84	52	28	53.84	0	0	0	0	18	8	25	1
PERCENT CHANGE	83	89	3	3.37	0	0	0	0	0	17	68	4
STATE POLICE	84	41.6-	833.3+	1497.6+	0	0	0	0	18+	52.9-	63.2-	75.0-
NUMERICAL CHANGE	83	325	106	32.61	1	5	2	6	146	136	136	29
PERCENT CHANGE	83	383	134	34.98	2	1	2	7	154	192	192	25
MUNICIPAL	7,687	58.53	450	82	18.22	0	1	3	50	112	260	24
NUMERICAL CHANGE	83	835	122	19.21	0	0	0	6	58	128	419	24
PERCENT CHANGE	83+	24.97-	185-	40-	.99-	0	1+	3-	8-	16-	159-	0
CHARLES TOWN PD	2,811	110.27	310	62	20.00	0	1	2	46	88	163	10
NUMERICAL CHANGE	83	139.02	405	100	24.69	0	0	4	44	75	271	11
PERCENT CHANGE	102-	28.75-	95-	38-	4.69-	0	1+	2-	2+	13+	108-	1-
SHEPHERDSTOWN PD	1,971	7.10	14	0	.00	0	0	0	1	4	9	0
NUMERICAL CHANGE	83	39.86	72	3	4.16	0	0	0	2	25	42	2
PERCENT CHANGE	165+	32.76-	58-	3-	4.16-	0	0	1-	1-	21-	33-	2-
RANSON PD	2,550	41.17	105	16	15.23	0	0	1	3	17	72	12
NUMERICAL CHANGE	83	52.79	133	16	12.03	0	0	1	12	21	91	2
PERCENT CHANGE	31+	11.62-	28-	0	3.20+	0	0	0	9-	4-	19-	4+
HARPERS FERRY PD	355	59.15	21	4	19.04	0	0	0	0	3	16	2
NUMERICAL CHANGE	83	68.30	25	3	12.00	0	0	0	0	7	15	3
PERCENT CHANGE	11-	9.15-	4-	1+	7.04+	0	0	0	0	4-	1+	1-
KANAWHA CITY TOTAL	230,240	46.22	10,191	1,906	18.70	7	62	245	362	2,488	6,326	701
NUMERICAL CHANGE	83	42.85	9,807	1,879	19.15	10	55	251	429	2,417	5,932	713
PERCENT CHANGE	1,877+	1.37+	384+	27+	.45-	3-	7+	6-	67-	71+	394+	12-
PERCENT CHANGE	8+	3.2+	3.9+	1.4+	2.3-	30.0-	12.7+	2.4-	15.6-	2.9+	6.6+	1.7-

IDENTIFIER	POPULATION	CRIME RATE	TOTAL OFFEN	TOTAL CLEARED	PERCENT CLEARED	MURDER	RAPE	ROBBERY	FEL ASHLT	BREAK ENTER	LARCENY THEFT	M/V THEFT
RURAL	110,826	16.00	1774	421	23.73	2	23	29	88	623	813	196
NUMERICAL CHANGE	106,306	16.43	1748	462	26.43	5	17	21	94	540	858	213
PERCENT CHANGE	4,520+	.43-	26+	41-	2.70-	3-	6+	8+	6.4-	83+	45-	17-
	4.3+	2.6-	1.5+	8.9-	10.2-	60.0-	35.3+	38.1+	6.4-	15.4+	5.2-	8.0-
SHERIFF	84	588	134	22.78	1	3	12	40	151	293	88	
NUMERICAL CHANGE	83	716	223	31.14	2	8	3	65	181	354	103	
PERCENT CHANGE	128-	89-	89-	8.36-	1-	5-	9+	25-	30-	61-	15-	
	17.9-	39.9-	39.9-	26.8-	50.0-	62.5-	300.0+	38.5-	16.6-	17.2-	14.6-	
STATE POLICE	84	1186	287	24.19	1	20	17	48	472	520	108	
NUMERICAL CHANGE	83	1032	239	23.15	3	9	18	29	359	504	110	
PERCENT CHANGE	154+	48+	48+	1.04+	2-	11+	1-	19+	113+	16+	2-	
	14.9+	20.1+	20.1+	4.5+	66.7-	122.2+	5.6-	65.5+	31.5+	3.2+	1.8-	
MUNICIPAL	84	70.45	8417	1485	17.64	5	39	216	1865	5513	505	
NUMERICAL CHANGE	83	66.00	8059	1417	17.58	5	38	230	1877	5074	505	
PERCENT CHANGE	2,643-	4.45+	358+	68+	.06+	0	1+	14-	12-	439+	505+	
	2.2-	6.7+	4.4+	4.8+	.3+	.0	2.6+	6.1-	.6-	8.7+	1.0+	
BELLE PD	84	1,609	0	.00	0	0	0	0	0	0	0	
NUMERICAL CHANGE	83	1,613	0	.00	0	0	0	0	0	0	0	
PERCENT CHANGE	4-	.00	0	.00	0	0	0	0	0	0	0	
	.2-											
CHARLESTON PD	84	61,639	112.82	6956	1154	3	34	202	252	1558	4503	404
NUMERICAL CHANGE	83	63,367	101.87	6456	1073	5	31	216	292	1595	3924	393
PERCENT CHANGE	1,728-	10.95+	500+	81+	.04-	2-	3+	14-	40-	37-	579+	11+
	2.7-	10.7+	7.7+	7.5+	.2-	40.0-	9.7+	6.5-	13.7-	2.3-	14.8+	2.8+
DUNBAR PD	84	9,266	33.99	315	127	0	1	2	7	30	261	14
NUMERICAL CHANGE	83	9,357	48.51	454	164	0	1	2	16	49	369	17
PERCENT CHANGE	91-	14.52-	139-	37-	4.19+	0	0	0	9-	19-	108-	3-
	1.0-	29.9-	30.6-	22.6-	11.6+	.0	.0	.0	56.3-	38.8-	29.3-	17.6-
NITRO PD	84	7,878	28.05	221	33	0	2	1	5	75	122	16
NUMERICAL CHANGE	83	8,070	25.52	206	19	0	2	3	10	48	129	14
PERCENT CHANGE	192-	2.53+	15+	14+	5.71+	0	0	2-	5-	27+	7-	2+
	2.4-	9.9+	7.3+	73.7+	61.9+	.0	66.7-	50.0-	50.0-	56.3+	5.4-	14.3+
ST ALBANS PD	84	12,174	42.38	516	86	0	1	7	1	120	349	38
NUMERICAL CHANGE	83	12,452	44.48	554	71	0	3	3	2	96	417	33
PERCENT CHANGE	278-	2.10-	38-	15+	3.85+	0	2-	4+	1-	24+	68-	5+
	2.2-	4.7-	6.9-	21.1+	30.1+	66.7-	133.3+	50.0-	25.0+	16.3-	15.2+	
SOUTH CHARLESTON PD	84	15,433	19.69	304	53	2	0	2	2	53	216	29
NUMERICAL CHANGE	83	15,888	13.84	220	27	0	0	6	2	40	137	35
PERCENT CHANGE	455-	5.85+	84+	26+	5.16+	2+	0	4-	0	13+	79+	6-
	2.9-	42.3+	38.2+	96.3+	42.1+	*	66.7-	66.7-	.0	32.5+	57.7+	17.1-
CHESAPEAKE PD	84	2,329	6.01	14	0	0	0	0	1	4	9	0
NUMERICAL CHANGE	83	2,296	14.80	34	10	0	0	0	0	12	22	0
PERCENT CHANGE	33+	8.79-	20-	10-	29.41-	0	0	0	1+	8-	13-	0
	1.4+	59.4-	58.8-	*	*	*	*	*	*	66.7-	59.1-	

IDENTIFIER	POPULATION	CRIME RATE	TOTAL OFFEN	TOTAL CLEARED	PERCENT CLEARED	MURDER	RAPE	ROBBERY	FEL ASHLT	BREAK ENTER	LARCENY THEFT	M/V THEFT
MARMET PD	2,174	9.65	21	4	19.04	0	0	0	0	3	16	2
	2,227	18.85	42	18	42.85	0	0	0	3	11	25	3
	53-	9.20-	21-	14-	23.81-	0	0	0	3-	8-	9-	1-
	2.4-	48.8-	50.0+	77.8-	55.6-				*	72.7-	36.0-	33.3-
EAST BANK PD	1,167	2.57	3	1	33.33	0	0	1	0	1	1	0
	1,167	1.71	2	1	50.00	0	0	0	0	2	0	0
	0	.86+	1+	0	16.67-	0	0	1+	0	1-	1+	0
	.0	50.3+	50.0+	.0	33.3-			*	0	50.0-	*	0
GLASGOW PD	1,030	.00	0	0	.00	0	0	0	0	0	0	0
	994	6.03	6	1	16.66	0	0	0	0	2	1	3
	36+	6.03-	6-	1-	16.66-	0	0	0	0	2-	1-	3-
	3.6+	.0	*	*	*				*	*	*	*
CLENDENIN PD	1,340	6.71	9	8	88.88	0	0	1	4	0	3	1
	1,231	12.18	15	15	100.00	0	0	0	0	0	15	1
	109+	5.47-	6-	7-	11.12-	0	0	1+	4+	0	12-	1+
	8.9+	44.9-	40.0-	46.7-	11.1-			*	*	0	80.0-	*
CEDAR GROVE PD	1,434	4.88	7	3	42.85	0	0	0	0	5	1	1
	1,463	3.41	5	5	100.00	0	0	0	0	0	3	1
	29-	1.47+	2+	2-	57.15-	0	0	1-	0	5+	2-	0
	2.0-	43.1+	40.0+	40.0-	57.2-			*	0	5+	2-	0
PRATT PD	845	1.18	1	1	100.00	0	0	0	0	1	0	0
	806	3.72	3	0	.00	0	0	0	1	2	0	0
	39+	2.54-	2-	1+	100.00+	0	0	0	1-	1-	0	0
	4.8+	68.3-	66.7-	*	*				*	50.0-	*	0
HANDLEY PD	616	14.61	9	3	33.33	0	0	0	0	7	2	0
	641	1.56	1	0	.00	0	0	0	1	0	0	0
	25-	13.05+	8+	3+	33.33+	0	0	0	1-	7+	2+	0
	3.9-	836.5+	800.0+	*	*				*	*	*	0
W VA ST COLLEGE SECURITY	480	85.41	41	12	29.26	0	1	0	2	8	30	0
	485	125.77	61	13	21.31	0	0	0	8	20	32	1
	5-	40.36-	20-	1-	7.95+	0	1+	0	6-	12-	2-	1-
	1.0-	32.1-	32.8-	7.7-	37.3+		*		75.0-	60.0-	6.3-	*
LEWIS CTY	18,821	6.96	131	31	23.66	1	5	2	1	30	79	13
	19,228	6.76	130	24	18.46	1	1	2	2	35	71	15
	407-	.20+	1+	7+	5.20+	0	4+	3-	1-	5-	8+	2-
	2.1-	3.0+	.8+	29.2+	26.2+	.0	400.0+	60.0-	50.0-	14.5-	11.3+	13.3-
RURAL	12,720	7.31	93	23	24.73	0	4	1	1	14	67	6
	12,844	7.62	98	13	13.26	1	1	1	2	25	56	12
	124-	.31-	5-	10+	11.47+	1-	3+	0	1-	11-	11+	6-
	1.0-	4.1-	5.1-	76.9+	86.5+	*	300.0+	.0	50.0-	44.0-	19.6+	50.0-

IDENTIFIER	POPULATION	CRIME RATE	TOTAL OFFEN	TOTAL CLEARED	PERCENT CLEARED	MURDER	RAPE	ROBBERY	FEL ASSSLT	BREAK ENTER	LARCENY THEFT	M/V THEFT
SHERIFF 84	63	10	15.87	0	0	0	0	1	1	6	52	3
NUMERICAL CHANGE 83	73	6	8.21	0	0	0	1	1	2	13	48	8
PERCENT CHANGE	13.7-	66.7+	93.3+	0	0	0	0	0	50.0-	53.8-	8.3+	62.5-
STATE POLICE 84	30	13	43.33	0	0	0	4	0	0	8	15	3
NUMERICAL CHANGE 83	25	7	28.00	1	0	0	0	0	0	12	8	4
PERCENT CHANGE	5+	6+	15.33+	1-	0	0	4+	0	0	4-	7+	1-
MUNICIPAL 84	6,101	6.22	21.05	1	1	1	1	1	0	16	12	7
NUMERICAL CHANGE 83	6,384	5.01	34.37	0	0	0	0	4	0	10	15	3
PERCENT CHANGE	4.4-	24.2+	18.8+	27.3-	38.8-	0	0	0	60.0+	20.0-	133.3+	0
WESTON PD 84	6,101	6.22	21.05	1	1	1	1	1	0	16	12	7
NUMERICAL CHANGE 83	6,384	5.01	34.37	0	0	0	0	4	0	10	15	3
PERCENT CHANGE	4.4-	24.2+	18.8+	27.3-	38.8-	0	0	0	60.0+	20.0-	133.3+	0
LINCOLN CITY TOTAL	23,969	10.43	92	36.80	1	5	4	22	133	41	44	44
NUMERICAL CHANGE 83	23,264	9.92	80	34.63	0	6	1	27	88	64	45	45
PERCENT CHANGE	3.0+	5.1+	15.0+	6.3+	0	16.7-	300.0+	18.5-	51.1+	35.9-	2.2-	0
RURAL 84	22,734	10.73	92	37.70	1	5	4	22	129	39	44	44
NUMERICAL CHANGE 83	22,050	10.06	74	33.33	0	6	1	27	87	56	45	45
PERCENT CHANGE	3.1+	6.7+	9.9+	24.3+	13.1+	0	0	0	42+	30.4-	2.2-	0
SHERIFF 84	29	14	48.27	0	0	0	0	0	13	6	7	2
NUMERICAL CHANGE 83	41	23	56.09	0	0	0	0	0	16	6	13	5
PERCENT CHANGE	29.3-	39.1-	13.9-	0	0	0	0	0	18.8-	0	6-	3-
STATE POLICE 84	215	78	36.27	1	4	4	4	9	123	32	42	42
NUMERICAL CHANGE 83	181	51	28.17	0	5	1	1	11	81	43	40	40
PERCENT CHANGE	18.8+	52.9+	28.8+	0	0	0	0	0	300.0+	75.0-	0	0
MUNICIPAL 84	1,235	4.85	0	.00	0	0	0	0	4	2	0	0
NUMERICAL CHANGE 83	1,214	7.41	6	66.66	0	0	0	0	1	8	0	0
PERCENT CHANGE	1.7+	34.5-	33.3-	0	0	0	0	0	300.0+	75.0-	0	0
HAMLIN PD 84	1,235	4.85	6	.00	0	0	0	0	4	2	0	0
NUMERICAL CHANGE 83	1,214	7.41	9	66.66	0	0	0	0	1	8	0	0
PERCENT CHANGE	1.7+	34.5-	33.3-	0	0	0	0	0	300.0+	75.0-	0	0

IDENTIFIER	POPULATION	CRIME RATE	TOTAL OFFEN	TOTAL CLEARED	PERCENT CLEARED	MURDER	RAPE	ROBBERY	FEL ASHLT	BREAK ENTER	LARCENY THEFT	M/V THEFT
MARNET PD	2,174	9.65	21	4	19.04	0	0	0	0	3	16	2
	2,227	18.85	42	18	42.85	0	0	0	3	11	25	3
	53-	9.20-	21-	14-	23.81-	0	0	0	3-	8-	9-	1-
	2.4-	48.8-	50.0+	77.8-	55.6-				*	72.7-	36.0-	33.3-
EAST BANK PD	1,167	2.57	3	1	33.33	0	0	1	0	1	1	0
	1,167	1.71	2	1	50.00	0	0	0	0	2	0	0
	0	.86+	1+	0	16.67-	0	0	1+	0	1-	1+	0
	.0	50.3+	50.0+	.0	33.3-			*	0	50.0-	*	0
GLASGOW PD	1,030	.00	0	0	.00	0	0	0	0	0	0	0
	994	6.03	6	1	16.66	0	0	0	0	2	1	3
	36+	6.03-	6-	1-	16.66-	0	0	0	0	2-	1-	3-
	3.6+	.0	*	*	*			*	0	*	*	*
CLENDENIN PD	1,340	6.71	9	8	88.88	0	0	1	4	0	3	1
	1,231	12.18	15	15	100.00	0	0	0	0	0	15	1
	109+	5.47-	6-	7-	11.12-	0	0	1+	4+	0	12-	1+
	8.9+	44.9-	40.0-	46.7-	11.1-			*	*	0	80.0-	*
CEDAR GROVE PD	1,434	4.88	7	3	42.85	0	0	0	0	5	1	1
	1,463	3.41	5	5	100.00	0	1	0	0	0	3	1
	29-	1.47+	2+	2-	57.15-	0	1-	0	0	5+	2-	0
	2.0-	43.1+	40.0+	40.0-	57.2-		*	*	0	*	66.7-	.0
PRATT PD	845	1.18	1	1	100.00	0	0	0	0	1	0	0
	806	3.72	3	0	.00	0	0	0	1	2	0	0
	39+	2.54-	2-	1+	100.00+	0	0	0	1-	1-	0	0
	4.8+	68.3-	66.7-	*	*			*	*	50.0-	*	*
HANDLEY PD	616	14.61	9	3	33.33	0	0	0	0	7	2	0
	641	1.56	1	0	.00	0	0	0	1	0	0	0
	25-	13.05+	8+	3+	33.33+	0	0	0	1-	7+	2+	0
	3.9-	836.5+	800.0+	*	*			*	*	*	*	*
W VA ST COLLEGE SECURITY	480	85.41	41	12	29.26	0	1	0	2	8	30	0
	485	125.77	61	13	21.31	0	0	0	8	20	32	1
	5-	40.56-	20-	1-	7.95+	0	1+	0	6-	12-	2-	1-
	1.0-	32.1-	32.8-	7.7-	37.3+		*	*	75.0-	60.0-	6.3-	*
LEWIS CITY TOTAL	18,821	6.96	131	31	23.66	1	5	2	1	30	79	13
	19,228	6.76	130	24	18.46	1	1	5	2	35	71	15
	.407-	.20+	1+	7+	5.20+	0	4+	3-	1-	5-	8+	2-
	2.1-	3.0+	.8+	29.2+	28.2+	.0	400.0+	60.0-	50.0-	14.3-	11.3+	13.3-
RURAL	12,720	7.31	93	23	24.73	0	4	1	1	14	67	6
	12,844	7.62	98	13	13.26	1	1	1	2	25	56	12
	124-	.31-	5-	10+	11.47+	1-	3+	0	1-	11-	11+	6-
	1.0-	4.1-	5.1-	76.9+	86.5+	*	300.0+	.0	50.0-	44.0-	19.6+	50.0-

IDENTIFIER	POPULATION	CRIME RATE	TOTAL OFFEN	TOTAL CLEARED	PERCENT CLEARED	MURDER	RAPE	ROBBERY	FEL ASHLT	BREAK ENTER	LARCENY THEFT	M/V THEFT
SHERIFF 84	63	10	15.87	0	0	0	0	1	1	6	52	3
NUMERICAL CHANGE 83	73	6	8.21	0	0	0	1	1	2	13	48	8
PERCENT CHANGE	13.7-	66.7+	93.3+	0	0	0	*	0	50.0-	53.8-	8.3+	62.5-
STATE POLICE 84	30	13	43.33	0	0	0	4	0	0	8	15	3
NUMERICAL CHANGE 83	25	7	28.00	1	0	0	0	0	0	12	8	4
PERCENT CHANGE	5+	6+	15.33+	1-	4+	0	*	0	0	33.3-	7+	1-
MUNICIPAL 84	6,101	6.22	8	21.05	1	1	1	1	0	16	12	7
NUMERICAL CHANGE 83	6,384	5.01	32	34.37	0	0	4	4	0	10	15	3
PERCENT CHANGE	4.4-	24.2+	18.8+	27.3-	1+	1+	*	75.0-	0	60.0+	20.0-	133.3+
WESTON PD 84	6,101	6.22	8	21.05	1	1	1	1	0	16	12	7
NUMERICAL CHANGE 83	6,384	5.01	32	34.37	0	0	4	4	0	10	15	3
PERCENT CHANGE	4.4-	24.2+	18.8+	27.3-	1+	1+	*	75.0-	0	60.0+	20.0-	133.3+
LINCOLN CTY TOTAL 84	23,969	10.43	92	36.80	1	5	4	4	22	133	41	44
NUMERICAL CHANGE 83	23,264	9.92	80	34.63	0	6	1	1	27	88	64	45
PERCENT CHANGE	3.0+	5.1+	8.2+	15.0+	1+	16.7-	300.0+	18.5-	51.1+	35.9-	2.2-	*****
RURAL 84	22,734	10.73	244	37.70	1	5	4	4	22	129	39	44
NUMERICAL CHANGE 83	22,050	10.06	222	33.33	0	6	1	1	27	87	56	45
PERCENT CHANGE	3.1+	6.7+	9.9+	24.3+	13.1+	16.7-	300.0+	18.5-	48.3+	30.4-	2.2-	*****
SHERIFF 84	29	14	48.27	0	0	0	0	0	13	6	7	2
NUMERICAL CHANGE 83	41	23	56.09	0	0	0	0	0	16	6	13	5
PERCENT CHANGE	29.3-	39.1-	13.9-	0	0	0	0	0	18.8-	0	6-	3-
STATE POLICE 84	215	78	36.27	1	4	4	4	4	9	123	32	42
NUMERICAL CHANGE 83	181	51	28.17	0	5	1	1	1	11	81	43	40
PERCENT CHANGE	18.8+	52.9+	28.8+	0	20.0-	300.0+	18.2-	51.9+	25.6-	5.0+	2+	2+
MUNICIPAL 84	1,235	4.85	6	.00	0	0	0	0	0	4	2	0
NUMERICAL CHANGE 83	1,214	7.41	9	66.66	0	0	0	0	0	1	8	0
PERCENT CHANGE	1.7+	34.5-	33.3-	0	0	0	0	0	300.0+	75.0-	0	0
HAMLIN PD 84	1,235	4.85	6	.00	0	0	0	0	0	4	2	0
NUMERICAL CHANGE 83	1,214	7.41	9	66.66	0	0	0	0	0	1	8	0
PERCENT CHANGE	1.7+	34.5-	33.3-	0	0	0	0	0	300.0+	75.0-	0	0

IDENTIFIER	POPULATION	CRIME RATE	TOTAL OFFEN	TOTAL CLEARED	PERCENT CLEARED	MURDER	RAPE	ROBBERY	FEL ASHLT	BREAK ENTER	LARCENY THEFT	M/V THEFT
LOGAN CTY	50,729	20.10	1020	142	13.92	3	4	22	19	327	457	188
	51,404	22.87	1176	23.21	5	6	28	25	428	485	199	199
NUMERICAL CHANGE	1,675	2.77	156	131	9.29	2	2	6	6	101	28	11
PERCENT CHANGE	1.3	12.1	13.3	48.0	40.0	33.3	21.4	24.0	23.6	5.8	5.8	5.5
RURAL	45,337	18.85	855	115	13.65	3	4	19	15	290	356	168
	45,831	20.52	941	223	23.69	5	6	26	21	380	358	165
NUMERICAL CHANGE	494	1.67	86	108	10.24	2	2	7	6	90	18	3
PERCENT CHANGE	1.1	8.1	9.1	48.4	43.2	40.0	33.3	26.9	28.6	23.7	5.3	1.8
SHERIFF	84	106	11	10.37	1	1	4	5	37	39	19	19
	83	110	15	13.63	1	0	3	3	40	51	12	12
NUMERICAL CHANGE	4	4	4	3.26	0	1	1	2	3	12	12	7
PERCENT CHANGE	3.6	26.7	23.9				33.3	66.7	7.5	23.5	58.3	
STATE POLICE	84	749	104	13.88	2	3	15	10	253	317	149	149
	83	831	208	25.03	4	6	23	18	340	287	153	153
NUMERICAL CHANGE	82	104	11.15	11.15	2	3	8	8	87	30	30	4
PERCENT CHANGE	9.9	50.0	44.5	50.0	50.0	50.0	34.8	44.4	25.6	10.5	2.6	2.6
MUNICIPAL	84	5,392	165	27	16.36	0	0	3	4	37	101	20
	83	5,573	235	50	21.27	0	0	4	4	48	147	34
NUMERICAL CHANGE	181	11.57	70	23	4.91	0	0	1	0	11	46	14
PERCENT CHANGE	3.2	27.4	29.8	46.0	23.1		50.0			22.9	31.3	41.2
LOGAN PD	84	2,878	95	11	11.57	0	0	2	1	17	68	7
	83	3,059	155	28	18.06	0	0	1	3	35	99	17
NUMERICAL CHANGE	181	17.66	60	17	6.49	0	0	1	2	18	31	10
PERCENT CHANGE	5.9	34.9	38.7	60.7	35.9		100.0	66.7	51.4	31.3	58.8	
MAN PD	84	1,366	40	5	12.50	0	0	1	2	14	18	5
	83	1,354	9	3	33.33	0	0	0	0	4	2	3
NUMERICAL CHANGE	8	23.07	31	2	20.83	0	0	1	2	10	16	2
PERCENT CHANGE	.6	347.4	344.4	66.7	62.5					250.0	800.0	66.7
CHAPMANVILLE PD	84	1,168	25.68	30	11	36.66	0	0	1	6	15	8
	83	1,160	61.20	71	19	26.76	0	1	1	9	46	14
NUMERICAL CHANGE	8	35.52	41	8	9.90	0	0	1	0	3	31	6
PERCENT CHANGE	.7	58.0	57.7	42.1	37.0					33.3	67.4	42.9
MCDOWELL CTY	84	48,608	3.28	159	70	44.02	6	5	18	79	33	12
	83	50,421	4.93	249	85	34.13	8	2	31	140	40	26
NUMERICAL CHANGE	2,013	1.65	90	15	9.89	2	4	3	13	61	7	14
PERCENT CHANGE	4.0	33.5	36.1	17.6	29.0	25.0	200.0	150.0	41.9	43.6	17.5	53.8
RURAL	84	34,641	3.34	116	52	44.82	6	5	12	61	20	11
	83	36,247	5.65	205	56	27.31	8	2	10	124	35	24
NUMERICAL CHANGE	1,606	2.31	89	4	17.51	2	3	1	2	63	15	13
PERCENT CHANGE	4.4	40.9	43.4	7.1	64.1	25.0	150.0	50.0	20.0	50.8	42.9	54.2

IDENTIFIER	POPULATION	CRIME RATE	TOTAL OFFEN	TOTAL CLEARED	PERCENT CLEARED	MURDER	RAPE	ROBBERY	FEL ASHLT	BREAK ENTER	LARCENY THEFT	M/V THEFT
SHERIFF	84		0	0	.00	0	0	0	0	0	0	0
NUMERICAL CHANGE	83		0	0	.00	0	0	0	0	0	0	0
PERCENT CHANGE			0	0	.00	0	0	0	0	0	0	0
STATE POLICE	84		116	52	44.82	6	5	1	12	61	20	11
NUMERICAL CHANGE	83		205	56	27.31	8	2	2	10	124	35	24
PERCENT CHANGE			89-	4-	17.51+	2-	3+	1-	2+	63-	15-	13-
			43.4-	7.1-	64.1+	25.0-	150.0+	50.0-	20.0+	50.8-	42.9-	54.2-
MUNICIPAL	84		43	18	41.86	0	1	4	6	18	13	1
NUMERICAL CHANGE	83		44	29	65.90	0	0	0	0	16	5	2
PERCENT CHANGE			1-	11-	24.04-	0	1+	4+	15-	2+	8+	1-
			2.3-	37.9-	36.5-	0	*	*	71.4-	12.5+	160.0+	50.0-
KEYSTONE PD	84		1	0	.00	0	0	0	0	1	0	0
NUMERICAL CHANGE	83		2	0	.00	0	0	0	0	2	0	0
PERCENT CHANGE			1-	0	.00	0	0	0	0	1-	0	0
			3.7-	50.0-	48.2-	0	0	0	0	50.0-	0	0
WAR PD	84		0	0	.00	0	0	0	0	0	0	0
NUMERICAL CHANGE	83		0	0	.00	0	0	0	0	0	0	0
PERCENT CHANGE			0	0	.00	0	0	0	0	0	0	0
WELCH PD	84		17	9	52.94	0	1	2	0	11	3	0
NUMERICAL CHANGE	83		0	0	.00	0	0	0	0	0	0	0
PERCENT CHANGE			17+	9+	52.94+	0	1+	2+	0	11+	3+	0
			*	*	*	0	*	*	0	*	*	0
ANAWALT PD	84		0	0	.00	0	0	0	0	0	0	0
NUMERICAL CHANGE	83		0	0	.00	0	0	0	0	0	0	0
PERCENT CHANGE			0	0	.00	0	0	0	0	0	0	0
GARY PD	84		15	3	20.00	0	0	0	2	4	8	1
NUMERICAL CHANGE	83		17	2	28.57	0	0	0	0	7	0	0
PERCENT CHANGE			8+	1+	8.57-	0	0	0	2+	3-	8+	1+
			114.3+	50.0+	30.0-	0	0	0	*	42.9-	*	*
NORTH FORK PD	84		4	2	50.00	0	0	2	0	0	2	0
NUMERICAL CHANGE	83		2	1	50.00	0	0	0	0	2	0	0
PERCENT CHANGE			2+	1+	.00	0	0	2+	0	2-	2+	0
			100.0+	100.0+	.0	0	0	*	0	*	*	0
DAVY PD	84		0	0	.00	0	0	0	0	0	0	0
NUMERICAL CHANGE	83		21	21	100.00	0	0	0	18	1	2	0
PERCENT CHANGE			21-	21-	100.00-	0	0	0	18-	1-	2-	0
			*	*	*	0	0	0	*	*	*	0
KIMBALL PD	84		4	4	100.00	0	0	0	4	4	0	0
NUMERICAL CHANGE	83		7	4	57.14	0	0	0	3	6	0	0
PERCENT CHANGE			3-	0	42.86+	0	0	0	1+	4-	0	0
			42.9-	.0	75.0+	0	0	0	33.3+	4-	0	0

IDENTIFIER	POPULATION	CRIME RATE	TOTAL OFFEN	TOTAL CLEARED	PERCENT CLEARED	MURDER	RAPE	ROBBERY	FEL ASLT	BREAK ENTER	LARCENY THEFT	M/V THEFT
IEAGER PD	780	2.56	2	0	.00	0	0	0	0	2	0	0
NUMERICAL CHANGE	807	4.95	4	0	.00	0	0	0	0	0	2	2
PERCENT CHANGE	27-	2.39-	2-	0	.00	0	0	0	0	2+	2-	2-
	3.3-	48.3-	50.0-							κ	κ	κ
BRADSHAW PD	732	.00	0	0	.00	0	0	0	0	0	0	0
NUMERICAL CHANGE	1,054	.94	1	1	100.00	0	0	0	0	0	1	0
PERCENT CHANGE	322-	.94-	1-	1-	100.00-	0	0	0	0	0	1-	0
	30.6-	.0	κ	κ	κ					0	κ	κ
MARION CTY	65,271	23.80	1554	352	22.65	2	11	17	53	392	976	103
NUMERICAL CHANGE	66,681	20.92	1396	310	22.20	5	5	28	24	404	834	96
PERCENT CHANGE	1,410-	2.88+	158+	42+	.45+	3-	6+	11-	29+	12-	142+	7+
	2.1-	13.8+	11.3+	13.5+	2.0+	60.0-	120.0+	39.3-	120.8+	3.0-	17.0+	7.3+
RURAL	33,924	13.64	463	208	64.92	1	5	4	16	161	224	52
NUMERICAL CHANGE	34,135	12.47	426	133	31.22	1	1	7	13	132	221	51
PERCENT CHANGE	211-	1.17+	57+	13.70+	43.9+	0	4+	3-	3+	29+	3+	1+
	.6-	9.4+	8.7+	56.4+		.0	400.0+	42.9-	23.1+	22.0+	1.4+	2.0+
SHERIFF	84	292	150	51.36		1	2	4	13	115	140	17
NUMERICAL CHANGE	83	282	99	35.10		1	0	6	11	94	152	18
PERCENT CHANGE		10+	51+	16.26+		0	2+	2-	2+	21+	12-	1-
		3.5+	51.5+	46.3+		.0	κ	33.3-	18.2+	22.3+	7.9-	5.6-
STATE POLICE	84	171	58	33.91		0	3	0	2	46	84	35
NUMERICAL CHANGE	83	144	34	23.61		0	1	1	2	38	69	33
PERCENT CHANGE		27+	24+	10.30+		0	2+	1-	1+	8+	15+	2+
		18.8+	70.6+	43.6+		0	200.0+	κ	50.0+	21.1+	21.7+	6.1+
MUNICIPAL	84	31,347	1091	164	13.19	1	6	13	37	231	752	51
NUMERICAL CHANGE	83	32,546	970	177	18.24	4	4	21	11	272	613	45
PERCENT CHANGE		1,199-	121+	33-	5.05-	3-	2+	8-	26+	41-	139+	6+
		3.7-	12.5+	18.6-	27.7-	75.0-	50.0+	38.1-	236.4+	15.1-	22.7+	13.3+
FAIRMONT PD	84	23,325	1070	138	12.89	0	6	10	37	222	746	49
NUMERICAL CHANGE	83	24,304	949	172	18.12	4	3	21	11	268	598	44
PERCENT CHANGE		6.83+	121+	36-	5.23-	4-	3+	11-	26+	46-	148+	5+
		4.0-	12.8+	19.8-	28.9-	κ	100.0+	52.4-	236.4+	17.2-	24.7+	11.4+
MANNINGTON PD	84	3,022	12	2	16.66	1	0	2	0	6	2	1
NUMERICAL CHANGE	83	3,070	20	5	25.00	0	1	0	0	3	15	1
PERCENT CHANGE		48-	8-	3-	8.34-	1+	1-	2+	0	3+	13-	0
		1.6-	40.0-	60.0-	33.4-	κ	κ	κ	100.0+	0	86.7-	.0
RIVESVILLE PD	84	1,338	0	0	.00	0	0	0	0	0	0	0
NUMERICAL CHANGE	83	1,351	0	0	.00	0	0	0	0	0	0	0
PERCENT CHANGE		.00	0	0	.00	0	0	0	0	0	0	0
		1.0-										

IDENTIFIER	POPULATION	CRIME RATE	TOTAL OFFEN	TOTAL CLEARED	PERCENT CLEARED	MURDER	RAPE	ROBBERY	FEL ASHLT	BREAK ENTER	LARCENY THEFT	M/V THEFT
MOMONGAH PD	1,133	1.76	2	2	100.00	0	0	0	0	1	0	1
	1,149	.00	0	0	.00	0	0	0	0	0	0	0
	16-	1.76+	2+	2+	100.00+	0	0	0	0	1+	0	1+
	1.4-	.0	*	*	*					*		*
FAIRVIEW PD	731	1.36	1	1	100.00	0	0	0	0	1	0	0
	773	1.29	1	1	.00	0	0	0	0	1	0	0
	42-	.07+	0	1+	100.00+	0	0	0	0	0	0	0
	5.4-	5.4+	.0	*	*					.0		
FARMINGTON PD	535	1.86	1	1	100.00	0	0	0	0	1	0	0
	591	.00	0	0	.00	0	0	0	0	0	0	0
	56-	1.86+	1+	1+	100.00+	0	0	0	0	1+	0	0
	9.5-	.0	*	*	*					*		
GRANT TOWN PD	936	4.27	4	0	.00	0	0	0	0	0	4	0
	975	.00	0	0	.00	0	0	0	0	0	0	0
	39-	4.27+	4+	0	.00	0	0	0	0	0	4+	0
	4.0-	.0	*	*							*	
WORTHINGTON PD	327	3.05	1	0	.00	0	0	1	0	0	0	0
	333	.00	0	0	.00	0	0	0	0	0	0	0
	6-	3.05+	1+	0	.00	0	0	1+	0	0	0	0
	1.8-	.0	*	*				*				
MARSHALL CITY TOTAL	40,877	20.93	856	206	24.06	2	6	1	13	233	540	61
	42,121	21.48	905	168	18.56	0	2	3	15	278	554	53
	1,244-	.55-	49-	38+	5.50+	2+	4+	2-	2-	45-	14-	8+
	3.0-	2.6-	5.4-	22.6+	29.6+	*	200.0+	66.7-	13.3-	16.2-	2.5-	15.1+
RURAL	21,095	6.20	131	49	37.40	2	6	0	8	53	51	11
	21,616	7.91	171	22	12.86	0	1	0	6	96	59	9
	521-	1.71-	40-	27+	24.54+	2+	5+	0	2+	43-	8-	2+
	2.4-	21.6-	23.4-	122.7+	190.8+	*	500.0+		33.3+	44.8-	13.6-	22.2+
SHERIFF	84		62	14	22.58	0	0	0	0	30	24	8
	83		129	3	2.32	0	1	0	0	75	49	4
			67-	11+	20.26+	0	1-	0	0	45-	25-	4+
			51.9-	366.7+	873.3+		*			60.0-	51.0-	100.0+
STATE POLICE	84		69	35	50.72	2	6	0	8	23	27	3
	83		42	19	45.23	0	0	0	6	21	10	5
			27+	16+	5.49+	2+	6+	0	2+	2+	17+	2-
			64.3+	84.2+	12.1+	*	*		33.3+	9.5+	170.0+	40.0-
MUNICIPAL	84		725	157	21.65	0	0	1	5	180	489	50
	83		734	146	19.89	0	1	3	9	182	495	44
			9-	11+	1.76+	0	1-	2-	6-	1.2-	6-	6+
			2.4+	7.5+	8.8+		*	66.7-	44.4-	1.1-	1.2-	13.6+

IDENTIFIER	POPULATION	CRIME RATE	TOTAL OFFEN	TOTAL CLEARED	PERCENT CLEARED	MURDER	RAPE	ROBBERY	FEL ASHLT	BREAK ENTER	LARCENY THEFT	M/V THEFT
BENMOOD PD	1,913	55.93	107	51	47.66	0	0	0	1	18	84	4
	2,030	69.95	142	80	56.33	0	0	1	1	16	122	2
NUMERICAL CHANGE	117-	14.02-	35-	29-	8.67-	0	0	1-	0	2+	38-	2+
PERCENT CHANGE	5.8-	20.0-	24.6-	36.3-	15.4-	0	*	*	.0	12.5+	31.1-	100.0+
CAMERON PD	1,408	4.97	7	2	28.57	0	0	0	2	1	4	0
	1,498	10.68	16	6	37.50	0	0	0	6	0	9	1
NUMERICAL CHANGE	90-	5.71-	9-	4-	8.93-	0	0	0	4-	1+	5-	1-
PERCENT CHANGE	6.0-	53.5-	56.3-	66.7-	23.8-	0	0	0	66.7-	*	55.6-	*
GLEN DALE PD	1,876	26.65	50	43	86.00	0	0	0	0	3	46	1
	1,904	.00	0	0	.00	0	0	0	0	0	0	0
NUMERICAL CHANGE	28-	26.65+	50+	43+	86.00+	0	0	0	0	3+	46+	1+
PERCENT CHANGE	1.5-	.0	*	*	*	0	0	0	0	*	*	*
MCMECHEN PD	2,312	7.78	18	1	5.55	0	0	0	0	4	13	1
	2,448	6.12	15	0	.00	0	0	0	0	2	13	0
NUMERICAL CHANGE	136-	1.66+	3+	1+	5.55+	0	0	0	0	2+	0	1+
PERCENT CHANGE	5.6-	27.1+	20.0+	*	*	0	0	0	0	100.0+	.0	*
MOUNDSVILLE PD	12,273	44.23	543	60	11.04	0	0	1	2	154	342	44
	12,625	44.43	561	60	10.69	0	1	2	2	164	351	41
NUMERICAL CHANGE	352-	.20-	18-	0	.35+	0	1-	1-	0	10-	9-	3+
PERCENT CHANGE	2.8-	.5-	3.2-	.0	3.3+	0	*	50.0-	.0	6.1-	2.6-	7.3+
MASON CTY	26,983	19.49	526	159	30.22	2	1	2	56	113	319	33
	27,235	21.14	576	167	28.99	0	1	2	40	155	316	62
NUMERICAL CHANGE	252-	1.65-	50-	8-	1.23+	2+	0	0	16+	42-	3+	29-
PERCENT CHANGE	.9-	7.8-	8.7-	4.8-	4.2+	*	.0	.0	40.0+	27.1-	.9+	46.8-
RURAL	17,063	18.63	318	116	36.47	1	0	2	53	61	173	28
	16,912	19.74	334	97	29.04	0	1	1	34	81	167	50
NUMERICAL CHANGE	151+	1.11-	16-	19+	7.43+	1+	1-	1+	19+	20-	6+	22-
PERCENT CHANGE	.9+	5.6-	4.8-	19.6+	25.6+	*	*	100.0+	55.9+	24.7-	3.6+	44.0-
SHERIFF	84	252	85	33.73	0	0	0	0	48	37	143	24
	83	288	81	28.12	0	1	1	1	32	64	152	38
NUMERICAL CHANGE	36-	5.61+	4+	5.61+	0	1-	1-	1-	16+	27-	9-	14-
PERCENT CHANGE	12.5-	4.9+	20.0+	20.0+	0	*	*	*	50.0+	42.2-	5.9-	36.8-
STATE POLICE	84	66	31	46.96	1	0	2	5	5	24	30	4
	83	46	16	34.78	0	0	0	2	2	17	15	12
NUMERICAL CHANGE	20+	20+	15+	12.18+	1+	0	2+	3+	3+	7+	15+	8-
PERCENT CHANGE	43.5+	93.8+	35.0+	35.0+	*	*	*	150.0+	41.2+	100.0+	66.7-	0
MUNICIPAL	9,920	20.96	208	43	20.67	1	1	0	3	52	146	5
	10,323	23.44	242	70	28.92	0	0	1	6	74	149	12
NUMERICAL CHANGE	403-	2.48-	36-	27-	8.25-	1+	1+	1-	3-	22-	3-	7-
PERCENT CHANGE	3.9-	10.6-	14.0-	38.6-	28.5-	*	*	*	50.0-	29.7-	2.0-	58.3-

IDENTIFIER	POPULATION	CRIME RATE	TOTAL OFFEN	TOTAL CLEARED	PERCENT CLEARED	MURDER	RAPE	ROBBERY	FEL ASHLT	BREAK ENTER	LARCENY THEFT	M/V THEFT
POINT PLEASANT PD	5,544	27.59	153	33	21.56	1	1	0	3	34	112	2
	5,761	33.32	192	55	28.64	0	0	1	3	54	125	9
NUMERICAL CHANGE	217-	5.73-	39-	22-	7.08-	1+	1+	1-	0	20-	13-	7-
PERCENT CHANGE	3.8-	17.2-	20.3-	40.0-	24.7-	*	*	*	.0	37.0-	10.6-	77.8-
NEW HAVEN PD	1,672	4.78	8	0	.00	0	0	0	0	6	2	0
	1,751	7.99	14	1	7.14	0	0	0	0	6	6	2
NUMERICAL CHANGE	79-	3.21-	6-	1-	7.14-	0	0	0	0	0	4-	2-
PERCENT CHANGE	4.5-	40.2-	42.9-	*	*					.0	66.7-	*
MASON PD	1,402	25.67	36	8	22.22	0	0	0	0	7	26	3
	1,402	17.11	24	10	41.66	0	0	0	1	9	13	1
NUMERICAL CHANGE	0	8.56+	12+	2-	19.44-	0	0	0	1-	2-	13+	2+
PERCENT CHANGE	.0	50.0+	50.0+	20.0-	46.7-				*	22.2-	100.0+	200.0+
HENDERSON PD	574	19.16	11	2	18.18	0	0	0	0	5	6	0
	608	19.73	12	4	33.33	0	0	0	2	5	5	0
NUMERICAL CHANGE	34-	.57-	1-	2-	15.15-	0	0	0	2-	0	1+	0
PERCENT CHANGE	5.6-	2.9-	8.3-	50.0-	43.5-				*	.0	20.0+	
HARTFORD PD	519	.00	0	0	.00	0	0	0	0	0	0	0
	561	.00	0	0	.00	0	0	0	0	0	0	0
NUMERICAL CHANGE	42-	.00	0	0	.00	0	0	0	0	0	0	0
PERCENT CHANGE	7.5-											
LEON PD	209	.00	0	0	.00	0	0	0	0	0	0	0
	240	.00	0	0	.00	0	0	0	0	0	0	0
NUMERICAL CHANGE	31-	.00	0	0	.00	0	0	0	0	0	0	0
PERCENT CHANGE	12.9-											
MERCER CTY	75,135	23.62	1,776	536	24.54	3	0	25	116	506	1,034	92
	74,659	26.49	1,979	369	18.64	4	4	41	72	514	1,203	141
NUMERICAL CHANGE	476+	2.87-	203-	67+	5.90+	1-	4-	16-	44+	8-	169-	49-
PERCENT CHANGE	6+	10.8-	10.3-	18.2+	31.7+	25.0-	*	39.0-	61.1+	1.6-	14.0-	34.8-
RURAL	47,236	11.41	539	225	41.74	2	0	3	76	201	205	52
	46,715	12.39	579	158	27.28	2	2	12	45	188	262	68
NUMERICAL CHANGE	521+	.98-	40-	67+	14.46+	0	2-	9-	31+	13+	57-	16-
PERCENT CHANGE	1.1+	7.9-	6.9-	42.4+	53.0+	.0	*	75.0-	68.9+	6.9+	21.8-	23.5-
SHERIFF	84	41.14	333	137	41.14	2	0	1	52	125	113	40
	83	36.05	360	83	23.05	1	1	9	23	126	162	38
NUMERICAL CHANGE	1	18.09+	54+	54+	18.09+	1+	1-	8-	29+	1-	49-	2+
PERCENT CHANGE	7.5-	78.5+	65.1+	78.5+	100.0+	*	*	88.9-	126.1+	.8-	30.2-	5.3+
STATE POLICE	84	42.71	206	88	42.71	0	0	2	24	76	92	12
	83	36.24	219	75	36.24	1	1	3	22	62	100	30
NUMERICAL CHANGE	13+	8.47+	13+	13+	8.47+	1-	1-	1-	2+	14+	8-	18-
PERCENT CHANGE	5.9-	24.7+	17.3+	24.7+		*	*	33.3-	9.1+	22.6+	8.0-	60.0-

IDENTIFIER	MUNICIPAL	POPULATION	CRIME RATE	TOTAL OFFEN	TOTAL CLEARED	PERCENT CLEARED	MURDER	RAPE	ROBBERY	FEL ASLTT	BREAK ENTER	LARCENY THEFT	M/V THEFT
ATHENS PD	84	27,899	44.33	1237	211	17.05	1	0	22	40	305	829	40
	83	27,944	50.09	1400	211	15.07	2	2	29	27	326	941	73
			NUMERICAL CHANGE	5.76-	163-	1.98+	1-	2-	7-	13+	21-	112-	33-
			PERCENT CHANGE	11.5-	11.6-	13.1+	50.0-	*	24.1-	48.1+	6.4-	11.9-	45.2-
	84	1,192	2.51	3	1	33.33	0	0	1	0	2	0	0
	83	1,143	.87	1	0	.00	0	0	0	0	1	0	0
			NUMERICAL CHANGE	49+	2+	33.33+	0	0	1+	0	1+	0	0
			PERCENT CHANGE	4.3+	200.0+	*	*	*	*	100.0+	*	*	*
BLUEFIELD PD	84	15,883	35.69	567	103	18.16	1	0	7	34	136	369	20
	83	16,163	39.03	631	124	19.65	1	2	16	19	155	402	56
			NUMERICAL CHANGE	3.34-	64-	1.49-	0	2-	9-	15+	19-	33-	16-
			PERCENT CHANGE	1.7-	10.1-	7.6-	.0	*	56.3-	78.9+	12.3-	8.2-	44.4-
PRINCETON PD	84	7,874	81.66	643	106	16.48	0	0	14	6	160	443	20
	83	7,560	97.61	738	85	11.51	1	0	13	8	148	532	36
			NUMERICAL CHANGE	314+	21+	4.97+	1-	0	1+	2-	12+	89-	16-
			PERCENT CHANGE	4.2+	16.3-	12.9-	*	*	7.7+	25.0-	8.1+	16.7-	44.4-
MATOAKA PD	84	576	1.73	1	1	100.00	0	0	0	0	1	0	0
	83	617	1.62	1	0	.00	0	0	0	0	0	0	1
			NUMERICAL CHANGE	41-	0	100.00+	0	0	0	0	1+	0	1-
			PERCENT CHANGE	6.6-	.0	*	*	*	*	*	*	*	*
BRAMWELL PD	84	934	.00	0	0	.00	0	0	0	0	0	0	0
	83	1,009	.00	0	0	.00	0	0	0	0	0	0	0
			NUMERICAL CHANGE	75-	0	.00	0	0	0	0	0	0	0
			PERCENT CHANGE	7.4-	0	.00	0	0	0	0	0	0	0
CONCORD COL SECURITY	84	940	1.06	1	0	.00	0	0	0	0	1	0	0
	83	942	4.24	4	2	50.00	0	0	0	0	4	0	0
			NUMERICAL CHANGE	2-	3-	50.00-	0	0	0	0	3-	0	0
			PERCENT CHANGE	.2-	75.0-	*	*	*	*	75.0-	*	*	*
BLUEFIELD ST SECURITY	84	500	44.00	22	0	.00	0	0	0	0	5	17	0
	83	510	49.01	25	0	.00	0	0	0	0	18	7	0
			NUMERICAL CHANGE	10-	3-	.00	0	0	0	0	13-	10+	0
			PERCENT CHANGE	2.0-	10.2-	12.0-	0	0	0	0	72.2-	142.9+	0
MINERAL CTY TOTAL	84	27,546	12.48	344	101	29.36	0	3	2	14	84	223	18
	83	27,638	12.73	352	118	33.52	1	2	6	10	69	243	21
			NUMERICAL CHANGE	92-	8-	4.16-	1-	1+	4-	4+	15+	20-	3-
			PERCENT CHANGE	.3-	2.3-	12.4-	*	50.0+	66.7-	40.0+	21.7+	8.2-	14.3-
			PERCENT CHANGE										
RURAL	84	16,865	10.07	170	56	32.94	0	2	0	6	63	90	9
	83	16,883	11.32	189	73	38.62	1	1	6	5	58	103	15
			NUMERICAL CHANGE	182+	19-	5.68-	1-	1+	6-	1+	5+	13-	6-
			PERCENT CHANGE	1.1+	10.1-	14.7-	*	100.0+	*	20.0+	8.6+	12.6-	40.0-

IDENTIFIER	POPULATION	CRIME RATE	TOTAL OFFEN	TOTAL CLEARED	PERCENT CLEARED	MURDER	RAPE	ROBBERY	FEL ASFLT	BREAK ENTER	LARCENY THEFT	M/V THEFT
SHERIFF	13	100.00	13	13	100.00	0	0	0	2	1	9	1
NUMERICAL CHANGE	26	53.84	14	14	53.84	0	0	1	2	7	8	8
PERCENT CHANGE	13	46.16+	1-	1-	46.16+	0	0	1-	0	6-	1+	7-
	50.0-	85.7+	7.1-	7.1-	85.7+	*	*	*	.0	85.7-	12.5+	87.5-
STATE POLICE 84	157	27.38	43	43	27.38	0	2	0	4	62	81	8
NUMERICAL CHANGE	163	36.19	59	59	36.19	1	1	5	3	51	95	7
PERCENT CHANGE	6-	8.81-	16-	16-	8.81-	1-	1+	5-	1+	11+	14-	1+
	3.7-	24.3-	27.1-	27.1-	24.3-	*	100.0+	*	33.3+	21.6+	14.7-	14.3+
MUNICIPAL	10,681	16.28	174	45	25.86	0	1	2	8	21	133	9
NUMERICAL CHANGE	10,955	14.87	163	45	27.60	0	1	0	5	11	140	6
PERCENT CHANGE	2.5-	1.41+	11+	0	1.74-	0	0	2+	3+	10+	7-	3+
	6.627	19.31	128	35	27.34	0	0	0	0	4	117	7
KEYSER PD	6,695	20.31	136	34	25.00	0	0	0	1	1	129	5
NUMERICAL CHANGE	68-	1.00-	8-	1+	2.34+	0	0	0	1-	3+	12-	2+
PERCENT CHANGE	1.0-	4.9-	5.9-	2.9+	9.4+	*	*	*	*	300.0+	9.3-	40.0+
PIEDMONT PD	1,363	33.74	46	10	21.73	0	1	2	8	17	16	2
NUMERICAL CHANGE	1,517	17.79	27	11	40.74	0	1	0	4	10	11	1
PERCENT CHANGE	154-	15.95+	19+	1-	19.01-	0	0	2+	4+	7+	5+	1+
	10.2-	89.7+	70.4+	9.1-	46.7-	*	*	*	100.0+	70.0+	45.5+	100.0+
RIDGELEY PD	991	.00	0	0	.00	0	0	0	0	0	0	0
NUMERICAL CHANGE	1,012	.00	0	0	.00	0	0	0	0	0	0	0
PERCENT CHANGE	2.1-	.00	0	0	.00	0	0	0	0	0	0	0
ELK GARDEN PD	300	.00	0	0	.00	0	0	0	0	0	0	0
NUMERICAL CHANGE	296	.00	0	0	.00	0	0	0	0	0	0	0
PERCENT CHANGE	1.4+	.00	0	0	.00	0	0	0	0	0	0	0
POTOMAC ST SECURITY	1,400	.00	0	0	.00	0	0	0	0	0	0	0
NUMERICAL CHANGE	1,435	.00	0	0	.00	0	0	0	0	0	0	0
PERCENT CHANGE	2.4-	.00	0	0	.00	0	0	0	0	0	0	0
MINGO CTY	37,700	19.09	720	263	36.52	7	5	6	150	165	297	110
NUMERICAL CHANGE	37,705	26.04	982	311	31.67	5	4	11	212	256	328	166
PERCENT CHANGE	5-	6.95-	262-	48-	4.85+	2+	1+	5-	62-	111-	31-	56-
	.0-	26.7-	15.4-	15.3+	15.3+	40.0+	25.0+	45.5-	29.2-	43.6-	9.5-	33.7-
RURAL	29,216	13.31	389	187	48.07	6	3	3	59	91	143	94
NUMERICAL CHANGE	29,130	18.91	551	201	36.47	5	4	2	57	168	170	145
PERCENT CHANGE	.3+	5.60-	162-	14-	11.60+	1+	1-	1+	8-	77-	27-	51-
	.3+	29.6-	29.4-	7.0-	31.8+	20.0+	25.0-	50.0+	14.0-	45.8-	15.9-	35.2-

IDENTIFIER	POPULATION	CRIME RATE	TOTAL OFFEN	TOTAL CLEARED	PERCENT CLEARED	MURDER	RAPE	ROBBERY	FEL ASHLT	BREAK ENTER	LARCENY THEFT	M/V THEFT
SHERIFF	84		162	129	79.62	1	0	0	29	40	55	37
NUMERICAL CHANGE	83		295	154	52.20	1	1	2	46	93	76	76
PERCENT CHANGE			133-	25-	27.42+	0	1-	*	37.0-	57.0-	21-	39-
			45.1-	16.2-	52.5+	.0	*	*	37.0-	57.0-	27.6-	51.3-
STATE POLICE	84		227	58	25.55	5	3	3	20	51	88	57
NUMERICAL CHANGE	83		256	47	18.35	4	3	0	11	75	94	69
PERCENT CHANGE			29-	11+	7.20+	1+	0	3+	9+	24-	6-	12-
			11.3-	23.4+	39.2+	25.0+	.0	*	81.8+	32.0-	6.4-	17.4-
MUNICIPAL	84		8,484	331	39.01	1	2	3	101	54	154	16
NUMERICAL CHANGE	83		8,575	431	50.25	0	0	9	155	88	158	21
PERCENT CHANGE			91-	100-	11.24-	1+	2+	6-	54-	34-	4-	5-
			1.1-	23.2-	30.9-	10.0-	*	66.7-	34.8-	38.6-	2.5-	23.8-
GILBERT PD	84		726	0	.00	0	0	0	0	0	0	0
NUMERICAL CHANGE	83		775	0	.00	0	0	0	0	0	0	0
PERCENT CHANGE			49-	0	.00	0	0	0	0	0	0	0
			6.3-									
WILLIAMSON PD	84		5,179	331	63.90	1	2	3	101	54	154	16
NUMERICAL CHANGE	83		5,255	424	80.68	0	0	9	155	86	155	19
PERCENT CHANGE			76-	93-	16.78-	1+	2+	6-	54-	32-	1-	3-
			1.4-	21.9-	30.9-	11.5-	*	66.7-	34.8-	37.2-	.6-	15.8-
KERMIT PD	84		722	0	.00	0	0	0	0	0	0	0
NUMERICAL CHANGE	83		724	0	.00	0	0	0	0	0	0	0
PERCENT CHANGE			.3-	0	.00	0	0	0	0	0	0	0
			.0									
DELBARTON PD	84		1,016	0	.00	0	0	0	0	0	0	0
NUMERICAL CHANGE	83		1,004	0	.00	0	0	0	0	0	0	0
PERCENT CHANGE			12+	0	.00	0	0	0	0	0	0	0
			1.2+									
MATEMAN PD	84		841	0	.00	0	0	0	0	0	0	0
NUMERICAL CHANGE	83		817	0	.00	0	0	0	0	0	0	0
PERCENT CHANGE			24+	0	.00	0	0	0	0	0	0	0
			2.9+									
MONONGALIA CITY TOTAL	84		77,238	327	15.99	2	11	8	14	419	1454	136
NUMERICAL CHANGE	83		76,571	2044	26.44	0	9	11	51	338	1261	133
PERCENT CHANGE			667+	1803	23.52	0	2+	3-	37-	81+	193+	3+
			.9+	13.4+	12.4+	46.8-	*	22.2+	72.5-	24.0+	15.3+	2.3+
RURAL	84		37,540	477	12.70	1	4	1	4	147	262	58
NUMERICAL CHANGE	83		37,137	513	13.80	0	7	2	1	139	330	54
PERCENT CHANGE			403+	36-	1.10-	1+	3-	1-	3+	8+	68-	24+
			1.1+	7.0-	8.0-	42.9-	50.0-	300.0+	5.8+	20.6-	70.6-	

IDENTIFIER	POPULATION	CRIME RATE	TOTAL OFFEN	TOTAL CLEARED	PERCENT CLEARED	MURDER	RAPE	ROBBERY	FEL ASST	BREAK ENTER	LARCENY THEFT	M/V THEFT
SHERIFF 84	39,698	39.47	1567	240	15.31	1	7	7	10	272	1192	78
NUMERICAL CHANGE 83	39,434	32.70	1290	460	35.65	0	7	9	50	199	931	99
PERCENT CHANGE	264+	6.77+	277+	220-	20.34-	1+	5+	2-	40-	73+	261+	21-
STATE POLICE 84	28,405	20.7+	21.5+	47.8-	57.1-	*	250.0+	22.2-	80.0-	36.7+	28.0+	21.2-
NUMERICAL CHANGE 83	28,053	23.70	665	407	61.20	1+	6	7	10	220	738	66
PERCENT CHANGE	1.3+	13.18+	383+	188-	40.31-	1+	5+	0	32-	52+	360+	69
MORGANTOWN PD	1,467	.00	0	0	.00	0	0	0	0	0	0	0
NUMERICAL CHANGE 83	1,471	31.95	47	19	40.42	0	1	1	0	4	37	4
PERCENT CHANGE	.3-	31.95-	47-	19-	40.42-	0	1-	1-	0	4-	37-	4-
WESTOVER PD	4,962	26.19	130	12	9.23	0	1	0	0	48	74	7
NUMERICAL CHANGE 83	4,978	26.51	132	20	15.15	0	0	1	8	22	81	20
PERCENT CHANGE	16-	1.32-	2-	8-	5.92-	0	1+	1-	8-	26+	7-	13-
OSAGE PD	264	.00	0	0	.00	0	0	0	0	0	0	0
NUMERICAL CHANGE 83	290	.00	0	0	.00	0	0	0	0	0	0	0
PERCENT CHANGE	9.0-	.00	0	0	.00	0	0	0	0	0	0	0
WVU SECURITY POLICE 84	3,600	106.10	382	9	2.35	0	0	0	0	0	377	5
NUMERICAL CHANGE 83	3,640	121.15	441	14	3.17	0	0	0	0	0	435	6
PERCENT CHANGE	40-	15.05-	59-	5-	.82-	0	0	0	0	0	58-	1-
GRANVILLE PD	1,000	7.00	7	0	.00	0	0	0	0	4	3	0
NUMERICAL CHANGE 83	1,002	4.99	5	0	.00	0	0	0	0	5	0	0
PERCENT CHANGE	.2-	2.01+	2+	0	.00	0	0	0	0	1-	3+	0
MONROE CITY TOTAL	14,029	10.54	148	40	27.02	0	0	0	1	106	33	8
NUMERICAL CHANGE 83	14,219	5.90	84	23	27.38	1-	1-	0	2	41	36	3
PERCENT CHANGE	1.3-	78.6+	76.2+	73.9+	1.3-	*	50.0-	158.5+	50.0-	158.5+	8.3-	166.7+

 MONROE CITY TOTAL
 14,029 10.54 148 40 27.02 0 0 0 1 106 33 8
 14,219 5.90 84 23 27.38 1- 1- 0 2 41 36 3
 1.3- 78.6+ 76.2+ 73.9+ 1.3-

IDENTIFIER	POPULATION	CRIME RATE	TOTAL OFFEN	TOTAL CLEARED	PERCENT CLEARED	MURDER	RAPE	ROBBERY	FEL ASLTT	BREAK ENTER	LARCENY THEFT	M/V THEFT
RURAL	11,356	10.74	122	21	17.21	0	0	0	0	85	31	6
	11,429	6.47	74	20	27.02	1	1	0	2	34	33	3
NUMERICAL CHANGE	73-	4.27+	48+	1+	9.81-	1-	1-	0	2-	51+	2-	3+
PERCENT CHANGE	.6-	66.0+	64.9+	5.0+	36.3-	*	*	*	*	150.0+	6.1-	100.0+
SHERIFF	84		68	3	4.41	0	0	0	0	47	19	2
	83		40	2	5.00	0	0	0	0	19	20	1
NUMERICAL CHANGE			28+	1+	5.59-	0	0	0	0	28+	1-	1+
PERCENT CHANGE			70.0+	50.0+	11.8-					147.4+	5.0-	100.0+
STATE POLICE	84		54	18	33.33	0	0	0	0	38	12	4
	83		34	18	52.94	1	1	0	2	15	13	2
NUMERICAL CHANGE			20+	0	19.61-	1-	1-	0	2-	23+	1-	2+
PERCENT CHANGE			58.8+	.0	37.0-	*	*	*	*	153.3+	7.7-	100.0+
MUNICIPAL	2,673	9.72	26	19	73.07	0	0	0	1	21	2	2
	2,790	3.58	10	3	30.00	0	0	0	0	7	3	0
NUMERICAL CHANGE	117-	6.14+	16+	16+	43.07+	0	0	0	1+	14+	1-	2+
PERCENT CHANGE	4.2-	171.5+	160.0+	533.3+	143.6+				*	200.0+	33.3-	*
ALDERSON PD	1,356	16.22	22	19	86.36	0	0	0	1	19	0	2
	1,399	7.14	10	3	30.00	0	0	0	0	7	3	0
NUMERICAL CHANGE	43-	9.08+	12+	16+	56.36+	0	0	0	1+	12+	3-	2+
PERCENT CHANGE	3.1-	127.2+	120.0+	533.3+	187.9+				*	171.4+	*	*
UNION PD	84	.00	0	0	.00	0	0	0	0	---	0	0
	83	.00	0	0	.00	0	0	0	0	---	0	0
NUMERICAL CHANGE	50-	.00	0	0	.00					0	0	0
PERCENT CHANGE	6.8-											
PETERSTOWN PD	84	6.37	4	0	.00	0	0	0	0	2	2	0
	83	.00	0	0	.00	0	0	0	0	0	0	0
NUMERICAL CHANGE	24-	6.37+	4+	0	.00	0	0	0	0	2+	2+	0
PERCENT CHANGE	3.7-	.0	*	*					*	*	*	*
MORGAN CTY	11,054	20.35	225	38	16.88	0	1	2	0	144	64	14
	10,883	20.30	221	32	14.47	1	1	1	3	136	70	9
NUMERICAL CHANGE	171+	.05+	4+	6+	2.41+	1-	0	1+	3-	8+	6-	5+
PERCENT CHANGE	1.6+	.2+	1.8+	18.8+	16.7+	*	.0	100.0+	*	5.9+	8.6-	55.6+
RURAL	9,590	23.35	224	37	16.51	0	1	2	0	144	64	13
	9,422	23.45	221	32	14.47	1	1	1	3	136	70	9
NUMERICAL CHANGE	168+	.10-	3+	5+	2.04+	1-	0	1+	3-	8+	6-	4+
PERCENT CHANGE	1.8+	.4-	1.4+	15.6+	14.1+	*	.0	100.0+	*	5.9+	8.6-	44.4+
SHERIFF	84		69	13	18.84	0	0	0	0	40	25	4
	83		104	10	9.61	0	0	0	0	66	36	2
NUMERICAL CHANGE			35-	3+	9.23+	0	0	0	0	26-	11-	2+
PERCENT CHANGE			33.7-	30.0+	96.0+					39.4-	30.6-	1.0.0+

IDENTIFIER	POPULATION	CRIME RATE	TOTAL OFFEN	TOTAL CLEARED	PERCENT CLEARED	MURDER	RAPE	ROBBERY	FEL ASHLT	BREAK ENTER	LARCENY THEFT	M/V THEFT
STATE POLICE 84	155	24	15.48	0	1	2	0	104	39	9		
NUMERICAL CHANGE	117	22	18.80	1	1	1	3	70	34	7		
PERCENT CHANGE	38+	1-	3.32-	*	0	100.0+	*	34+	5+	2+		
	32.5+	9.1+	17.7-	*	.0	100.0+	*	48.6+	14.7+	28.6+		
MUNICIPAL 84	1,464	.68	100.00	0	0	0	0	0	0	1		
NUMERICAL CHANGE	1,461	.00	.00	0	0	0	0	0	0	0		
PERCENT CHANGE	3+	.68+	100.00+	0	0	0	0	0	0	0		
	.2+	.0	*	*	0	0	0	0	0	0		
BERKELEY SPRINGS PD 84	806	.00	.00	0	0	0	0	0	0	0		
NUMERICAL CHANGE	806	.00	.00	0	0	0	0	0	0	0		
PERCENT CHANGE	0	.00	.00	0	0	0	0	0	0	0		
	.0	.0	.00	0	0	0	0	0	0	0		
PAM-PAW PD 84	658	1.51	100.00	0	0	0	0	0	0	0		
NUMERICAL CHANGE	655	.00	.00	0	0	0	0	0	0	0		
PERCENT CHANGE	3+	1.51+	100.00+	0	0	0	0	0	0	0		
	.5+	.0	*	*	0	0	0	0	0	0		
NICHOLAS CITY TOTAL 84	28,384	10.74	81	26.55	1	1	4	97	163	30		
NUMERICAL CHANGE	28,567	11.41	102	31.28	1	1	2	80	196	22		
PERCENT CHANGE	183-	.67-	21-	4.73-	0	0	2+	17+	33-	8+		
	.6-	5.9-	20.6-	15.1-	0	0	100.0+	21.3+	16.8-	36.4+		
RURAL 84	21,830	10.67	51	21.88	1	1	3	78	130	17		
NUMERICAL CHANGE	21,925	10.71	67	28.51	0	0	1	67	136	15		
PERCENT CHANGE	95-	.04-	16-	6.63-	1+	0	2+	11+	6-	2+		
	.4-	.4-	23.9-	23.3-	*	.0	200.0+	16.4+	4.4-	13.3+		
SHERIFF 84	155	28	18.06	1	0	1	0	58	80	15		
NUMERICAL CHANGE	132	9	6.81	0	0	0	0	36	85	11		
PERCENT CHANGE	23+	19+	11.25+	1+	0	0	1+	22+	5-	4+		
	17.4+	211.1+	165.2+	*	*	*	*	61.1+	5.9-	36.4+		
STATE POLICE 84	78	23	29.48	0	1	2	3	20	50	2		
NUMERICAL CHANGE	103	58	56.31	0	1	1	15	31	51	4		
PERCENT CHANGE	25-	35-	26.83-	0	0	1+	12-	11-	1-	2-		
	24.3-	60.3-	47.6-		.0	100.0+	80.0-	35.5-	2.0-	50.0-		
MUNICIPAL 84	6,554	10.98	30	41.66	0	1	6	19	33	13		
NUMERICAL CHANGE	6,642	13.70	35	38.46	1	0	9	13	60	7		
PERCENT CHANGE	88-	2.72-	5-	3.20+	1-	0	3-	6+	27-	6+		
	1.3-	19.9-	14.3-	8.3+	*	.0	33.3-	46.2+	45.0-	85.7+		
RICHWOOD PD 84	3,454	4.34	13	86.66	0	0	1	3	1	5		
NUMERICAL CHANGE	3,615	5.25	14	73.68	0	0	1	3	5	1		
PERCENT CHANGE	161-	.91-	1-	12.98+	0	0	0	0	0	4+		
	4.5-	17.3-	7.1-	17.6+		.0	44.4-	.0	80.0-	400.0+		

IDENTIFIER	POPULATION	CRIME RATE	TOTAL OFFEN	TOTAL CLEARED	PERCENT CLEARED	MURDER	RAPE	ROBBERY	FEL ASHLT	BREAK ENTER	LARCENY THEFT	M/V THEFT
SUMMERSVILLE PD	84	18.38	57	17	29.82	0	0	0	1	16	32	8
NUMERICAL CHANGE	83	23.78	72	21	29.16	1	0	0	0	10	55	6
PERCENT CHANGE		5.40-	15-	4-	.66+	1-	0	0	1+	6+	23-	2+
		22.7-	20.8-	19.0-	2.3+	*			*	60.0+	41.8-	33.3+
OHIO CTY	60,900	25.50	1553	317	20.41	3	17	61	44	630	671	127
NUMERICAL CHANGE	83	27.29	1708	277	16.21	2	14	68	46	683	761	134
PERCENT CHANGE		1.79-	155-	40+	4.20+	1+	3+	7-	2-	53-	90-	7-
		6.6-	9.1-	14.4+	25.9+	50.0+	21.4+	10.3-	4.3-	7.8-	11.8-	5.2-
RURAL	10,451	15.21	159	16	10.06	0	1	3	3	62	70	20
NUMERICAL CHANGE	83	15.36	170	12	7.05	1	2	4	3	82	67	11
PERCENT CHANGE		.15-	11-	4+	3.01+	1-	1-	1-	0	20-	3+	9+
		1.0-	6.5-	33.3+	42.7+	*	50.0-	25.0-	.0	24.4-	4.5+	81.8+
SHERIFF	84		85	0	.00	0	0	1	0	41	34	9
NUMERICAL CHANGE	83		122	4	3.27-	1	1	2	2	64	43	9
PERCENT CHANGE			37-	4-	3.27-	1-	1-	1-	2-	23-	9-	0
			30.3-	*	*	*	*	50.0-	*	35.9-	20.9-	.0
STATE POLICE	84		74	16	21.62	0	1	2	3	21	36	11
NUMERICAL CHANGE	83		48	8	16.66	0	1	2	1	18	24	2
PERCENT CHANGE			26+	8+	4.96+	0	0	0	2+	3+	12+	9+
			54.2+	100.0+	29.8+	.0	.0	.0	.0	16.7+	50.0+	450.0+
MUNICIPAL	84	27.62	1394	301	21.59	3	16	58	41	568	601	107
NUMERICAL CHANGE	83	29.86	1538	265	17.23	1	12	64	43	601	694	123
PERCENT CHANGE		2.24-	144-	36+	4.36+	2+	4+	6-	2-	33-	93-	16-
		7.5-	9.4-	13.6+	25.3+	200.0+	33.3+	9.4-	4.7-	5.5-	13.4-	13.0-
WHEELING PD	84	31.30	1325	299	22.56	3	16	58	40	559	543	106
NUMERICAL CHANGE	83	33.80	1478	264	17.86	1	12	63	42	584	654	122
PERCENT CHANGE		2.50-	153-	35+	4.70+	2+	4+	5-	2-	25-	111-	16-
		7.4-	10.4-	13.3+	26.3+	200.0+	33.3+	7.9-	4.8-	4.3-	17.0-	13.1-
TRIADELPHIA PD	84	.00	0	0	.00	0	0	0	0	0	0	0
NUMERICAL CHANGE	83	.00	0	0	.00	0	0	0	0	0	0	0
PERCENT CHANGE		.00	0	0	.00	0	0	0	0	0	0	0
BETHLEHEM PD	84	3.79	12	0	.00	0	0	0	0	6	6	0
NUMERICAL CHANGE	83	4.76	13	0	.00	0	0	0	0	7	5	1
PERCENT CHANGE		.97-	1-	0	.00	0	0	0	0	1-	1+	1-
		20.4-	7.7-							14.3-	20.0+	*
WEST LIBERTY PD	84	1.30	1	0	.00	0	0	0	0	1	0	0
NUMERICAL CHANGE	83	10.55	8	0	.00	0	0	0	0	7	1	0
PERCENT CHANGE		9.25-	9+	0	.00	0	0	0	0	6-	1-	0
		87.7-	87.5-							85.7-		

IDENTIFIER	POPULATION	CRIME RATE	TOTAL OFFEN	TOTAL CLEARED	PERCENT CLEARED	MURDER	RAPE	ROBBERY	FEL ASHLT	BREAK ENTER	LARCENY THEFT	M/V THEFT
VALLEY GROVE PD	597	.00	0	0	.00	0	0	0	0	0	0	0
NUMERICAL CHANGE	610	.00	0	0	.00	0	0	0	0	0	0	0
PERCENT CHANGE	13-	.00	0	0	.00	0	0	0	0	0	0	0
WEST LIBERTY ST COL SEC	1,440	38.88	56	2	3.57	0	0	0	1	2	52	1
NUMERICAL CHANGE	1,440	27.08	39	1	2.56	0	0	1	1	3	34	0
PERCENT CHANGE	0	11.80+	17+	1+	1.01+	0	0	1-	0	1-	18+	1+
	.0	43.6+	43.6+	100.0+	39.5+	0	0	*	.0	33.3-	52.9+	*
CLEARVIEW PD	740	.00	0	0	.00	0	0	0	0	0	0	0
NUMERICAL CHANGE	761	.00	0	0	.00	0	0	0	0	0	0	0
PERCENT CHANGE	21-	.00	0	0	.00	0	0	0	0	0	0	0
	2.8-											
PENDLETON CITY TOTAL	7,836	6.38	50	16	32.00	0	0	1	4	15	24	6
NUMERICAL CHANGE	8,074	8.66	70	31	44.28	0	2	0	3	38	25	2
PERCENT CHANGE	258-	2.28-	20-	15-	12.28-	0	2-	1+	1+	23-	1-	4+
	2.9-	26.3-	28.6-	48.4-	27.7-	0	*	*	33.3+	60.5-	4.0-	200.0+
RURAL	7,112	7.03	50	16	32.00	0	0	0	4	15	24	6
NUMERICAL CHANGE	7,271	9.62	70	31	44.28	0	2	0	3	38	25	2
PERCENT CHANGE	159-	2.59-	20-	15-	12.28-	0	2-	1+	1+	23-	1-	4+
	2.2-	26.9-	28.6-	48.4-	27.7-	0	*	*	33.3+	60.5-	4.0-	200.0+
SHERIFF	84	0	0	0	0	0	0	0	0	0	0	0
NUMERICAL CHANGE	83	0	0	0	0	0	0	0	0	0	0	0
PERCENT CHANGE	4+	75.00+	3+	3+	75.00+	0	0	0	3+	0	1+	0
STATE POLICE	84	0	0	0	0	0	0	0	0	0	0	0
NUMERICAL CHANGE	83	0	0	0	0	0	0	0	0	0	0	0
PERCENT CHANGE	46	28.26	13	13	28.26	0	0	1	1	15	23	6
	70	44.28	31	31	44.28	0	2	0	3	38	25	2
	24-	16.02-	18-	18-	16.02-	0	2-	1+	2-	23-	2-	4+
	34.3-	58.1-	58.1-	58.1-	36.2-	0	*	*	66.7-	60.5-	8.0-	200.0+
MUNICIPAL	724	.00	0	0	.00	0	0	0	0	0	0	0
NUMERICAL CHANGE	803	.00	0	0	.00	0	0	0	0	0	0	0
PERCENT CHANGE	79-	.00	0	0	.00	0	0	0	0	0	0	0
	9.8-											
FRANKLIN PD	724	.00	0	0	.00	0	0	0	0	0	0	0
NUMERICAL CHANGE	803	.00	0	0	.00	0	0	0	0	0	0	0
PERCENT CHANGE	79-	.00	0	0	.00	0	0	0	0	0	0	0
	9.8-											
PLEASANTS CITY TOTAL	8,074	6.06	49	21	42.85	0	1	1	10	13	23	1
NUMERICAL CHANGE	8,391	11.55	97	20	20.61	1	0	0	17	20	60	9
PERCENT CHANGE	317-	5.49-	48-	1+	22.24+	1-	1+	1+	3+	37	60	9
	3.8-	47.5-	49.5-	5.0+	107.9+	*	*	*	42.9+	35.0-	61.7-	88.9-

IDENTIFIER	POPULATION	CRIME RATE	TOTAL OFFEN	TOTAL OFFEN	PERCENT CLEARED	MURDER	RAPE	ROBBERY	FEL ASHLT	BREAK ENTER	LARCENY THEFI	M/V THEFT
RURAL	5,893	2.54	15	4	26.66	0	1	0	0	8	5	1
NUMERICAL CHANGE	6,136	8.14	50	6	12.00	1	0	0	1	11	30	7
PERCENT CHANGE	243-	5.60-	35-	2-	14.66+	1-	1+	0	1-	3-	25-	6-
	4.0-	68.8-	70.0-	33.3-	122.2+	*	*	*	*	27.3-	83.3-	85.7-
SHERIFF	84		4	1	25.00	0	0	0	0	2	2	0
NUMERICAL CHANGE	83	38	4	4	10.52	0	0	0	0	10	23	5
PERCENT CHANGE		34-	3-	3-	14.48+	0	0	0	0	8-	21-	5-
		89.5-	75.0-	137.6+						80.0-	91.3-	*
STATE POLICE	84		11	3	27.27	0	1	0	0	6	3	1
NUMERICAL CHANGE	83	12	2	2	16.66	1	0	0	1	1	7	2
PERCENT CHANGE		1-	1+	10.61+	1-	1+	0	0	1-	5+	4-	1-
		8.3-	50.0+	63.7+	*	*	*	*	*	50.0+	57.1-	50.0-
MUNICIPAL	2,181	15.58	34	17	50.00	0	0	1	10	5	18	0
NUMERICAL CHANGE	2,255	20.84	47	14	29.78	0	0	0	6	9	30	2
PERCENT CHANGE	74-	5.26-	13-	3+	20.22+	0	0	1+	4+	4-	12-	2-
	3.3-	25.2-	27.7-	21.4+	67.9+		*	*	66.7+	44.4-	40.0-	*
ST MARYS PD	84		34	17	50.00	0	0	1	10	5	18	0
NUMERICAL CHANGE	83	20.84	47	14	29.78	0	0	0	6	9	30	2
PERCENT CHANGE	74-	5.26-	13-	3+	20.22+	0	0	1+	4+	4-	12-	2-
	3.3-	25.2-	27.7-	21.4+	67.9+		*	*	66.7+	44.4-	40.0-	*
POCAHONTAS CITY TOTAL	9,602	6.66	64	31	48.43	0	0	0	6	29	27	2
NUMERICAL CHANGE	10,103	8.31	84	27	32.14	1	1	1	3	52	21	5
PERCENT CHANGE	503-	1.65-	20-	4+	16.29+	1-	1-	1-	3+	23-	6+	3-
	5.0-	19.9-	23.8-	14.8+	50.7+	*	*	*	100.0+	44.2-	28.6+	60.0-
RURAL	8,381	7.39	62	31	50.00	0	0	0	6	29	25	2
NUMERICAL CHANGE	8,719	8.94	78	27	34.61	1	1	1	3	47	21	4
PERCENT CHANGE	338-	1.55-	16-	4+	15.39+	1-	1-	1-	3+	18-	4+	2-
	3.9-	17.3-	20.5-	14.8+	44.5+	*	*	*	100.0+	38.3-	19.0+	50.0-
SHERIFF	84		20	20	100.00	0	0	0	4	7	9	0
NUMERICAL CHANGE	83	18	6	6	33.33	1	0	0	1	10	3	0
PERCENT CHANGE		2+	14+	66.67+	1-	0	0	0	3+	3-	6+	3-
		11.1+	233.3+	200.0+	*	*	*	*	300.0+	30.0-	200.0+	*
STATE POLICE	84		42	11	26.19	0	0	0	2	22	16	2
NUMERICAL CHANGE	83	60	21	35.00	0	1	1	2	37	18	18	1
PERCENT CHANGE		18-	10-	8.81-	0	1-	1-	0	15-	2-	2-	1+
		30.0-	47.6-	25.2-	*	*	*	*	40.5-	11.1-	100.0+	
MUNICIPAL	1,221	1.63	2	0	.00	0	0	0	0	0	2	0
NUMERICAL CHANGE	1,386	4.32	6	0	.00	0	0	0	5	5	0	1
PERCENT CHANGE	11.9-	62.3-	66.7-	0	.00	0	0	0	5-	5-	2+	1-

IDENTIFIER	POPULATION	CRIME RATE	TOTAL OFFEN	TOTAL CLEARED	PERCENT CLEARED	MURDER	RAPE	ROBBERY	FEL ASSLT	BREAK ENTER	LARCENY THEFT	M/V THEFT
MARLINTON PD	1,221	1.63	2	0	.00	0	0	0	0	0	2	0
NUMERICAL CHANGE	1,386	4.32	6	0	.00	0	0	0	0	5	0	1
PERCENT CHANGE	11.9-	2.69-	4-	0	.00	0	0	0	0	5-	2+	1-
	11.9-	62.3-	66.7-							*	*	*
PRESTON CITY TOTAL	30,872	13.76	425	84	19.76	0	13	2	18	112	246	34
NUMERICAL CHANGE	31,005	10.32	320	97	30.31	1	1	2	7	111	161	37
PERCENT CHANGE	133-	3.44+	105+	13-	10.55-	1-	12+	0	11+	1+	85+	3-
	.4-	33.3+	32.8+	13.4-	34.8-	* 1200.0+	.0	157.1+	.0	.9+	52.8+	8.1-
RURAL	23,257	14.70	342	70	20.46	0	13	1	16	96	189	27
NUMERICAL CHANGE	23,115	11.59	268	83	30.97	1	1	2	2	105	127	30
PERCENT CHANGE	.6+	26.8+	27.6+	15.7-	33.9-	* 1200.0+	50.0-	700.0+	8.6-	8.6-	48.8+	10.0-
SHERIFF	84	288	56	19.44	0	9	1	16	72	169	21	21
NUMERICAL CHANGE	83	227	74	32.59	0	1	2	2	78	117	27	27
PERCENT CHANGE	61+	18-	13-	13.15-	0	800.0+	50.0-	700.0+	6-	52+	6-	6-
STATE POLICE	54	14	25.92	0	4	0	0	0	24	20	6	6
NUMERICAL CHANGE	41	9	21.95	1	0	0	0	0	27	10	3	3
PERCENT CHANGE	13+	5+	3.97+	1-	4+	0	0	0	3-	10+	3+	3+
	31.7+	55.6+	18.1+						11.1-	100.0+	100.0+	
MUNICIPAL	7,615	10.89	83	14	16.86	0	0	1	2	16	57	7
NUMERICAL CHANGE	7,890	6.59	52	14	26.92	0	0	0	5	6	34	7
PERCENT CHANGE	275-	4.30+	31+	0	10.06-	0	0	1+	3-	10+	23+	0
	3.5-	65.3+	59.6+	.0	37.4-				60.0-	166.7+	67.6+	.0
KINGWOOD PD	2,768	27.81	77	9	11.68	0	0	1	0	12	57	7
NUMERICAL CHANGE	2,909	17.53	51	13	25.49	0	0	0	4	6	34	7
PERCENT CHANGE	141-	10.28+	26+	4-	13.81-	0	0	1+	4-	6+	23+	0
	4.8-	58.6+	51.0+	30.8-	54.2-				*	100.0+	67.6+	.0
TERRA ALTA PD	1,955	1.53	3	3	100.00	0	0	0	2	1	0	0
NUMERICAL CHANGE	1,971	.50	1	1	100.00	0	0	0	1	0	0	0
PERCENT CHANGE	.8-	1.03+	2+	2+	.00	0	0	0	1+	1+	0	0
		206.0+	200.0+	200.0+	.0				*	100.0+		
ROWLESBURG PD	998	1.00	1	0	.00	0	0	0	0	1	0	0
NUMERICAL CHANGE	998	.00	0	0	.00	0	0	0	0	0	0	0
PERCENT CHANGE	.0	1.00+	1+	0	.00	0	0	0	0	1+	0	0
		.0	*						*	*		
MASONTOWN PD	965	2.07	2	2	100.00	0	0	0	0	2	0	0
NUMERICAL CHANGE	1,080	.00	0	0	.00	0	0	0	0	0	0	0
PERCENT CHANGE	115-	2.07+	2+	2+	100.00+	0	0	0	0	2+	0	0
	10.6-	.0	*	*					*	*		

IDENTIFIER	POPULATION	CRIME RATE	TOTAL OFFEN	TOTAL CLEARED	PERCENT CLEARED	MURDER	RAPE	ROBBERY	FEL ASHLT	BREAK ENTER	LARCENY THEFT	M/V THEFT
NEWBURG PD	432	.00	0	0	.00	0	0	0	0	0	0	0
NUMERICAL CHANGE	424	.00	0	0	.00	0	0	0	0	0	0	0
PERCENT CHANGE	1.9+	.00	0	0	.00	0	0	0	0	0	0	0
TUNNELTON PD	497	.00	0	0	.00	0	0	0	0	0	0	0
NUMERICAL CHANGE	508	.00	0	0	.00	0	0	0	0	0	0	0
PERCENT CHANGE	11-	.00	0	0	.00	0	0	0	0	0	0	0
PERCENT CHANGE	2.2-											

PUTNAM CITY TOTAL	37,499	12.29	461	149	32.32	0	1	9	5	170	235	41
NUMERICAL CHANGE	36,107	13.20	477	89	18.65	1	4	7	8	150	268	39
PERCENT CHANGE	1,392+	.91-	16-	60+	13.67+	1-	3-	2+	3-	20+	33-	2+
PERCENT CHANGE	3.9+	6.9-	3.4-	67.4+	73.3+	*	75.0-	28.6+	37.5-	13.3+	12.3-	5.1+

RURAL	30,732	13.66	420	136	32.38	0	1	9	5	155	215	35
NUMERICAL CHANGE	29,420	14.98	441	82	18.59	1	4	7	8	140	244	37
PERCENT CHANGE	1,312+	1.32-	21-	56+	13.79+	1-	3-	2+	3-	15+	29-	2-
PERCENT CHANGE	4.5+	8.8-	4.8-	65.9+	74.2+	*	75.0-	28.6+	37.5-	10.7+	11.9-	5.4-
SHERIFF	84											
NUMERICAL CHANGE	83											
PERCENT CHANGE												
STATE POLICE	84											
NUMERICAL CHANGE	83											
PERCENT CHANGE												
MUNICIPAL	6,767	6.05	41	13	31.70	0	0	0	0	15	20	6
NUMERICAL CHANGE	6,687	5.38	36	7	19.44	0	0	0	0	10	24	2
PERCENT CHANGE	80+	.67+	5+	6+	12.26+	0	0	0	0	5+	4-	4+
PERCENT CHANGE	1.2+	12.5+	13.9+	85.7+	63.1+					50.0+	16.7-	200.0+
HURRICANE PD	3,887	10.54	41	13	31.70	0	0	0	0	15	20	6
NUMERICAL CHANGE	3,719	8.33	31	7	22.58	0	0	0	0	5	24	2
PERCENT CHANGE	168+	2.21+	10+	6+	9.12+	0	0	0	0	10+	4-	4+
PERCENT CHANGE	4.5+	26.5+	32.3+	85.7+	40.4+					200.0+	16.7-	200.0+
ELEANOR PD	1,254	.00	0	0	.00	0	0	0	0	0	0	0
NUMERICAL CHANGE	1,289	3.87	5	0	.00	0	0	0	0	5	0	0
PERCENT CHANGE	35-	3.87-	5-	0	.00	0	0	0	0	5-	0	0
PERCENT CHANGE	2.7-	.0	*	*						*		
POCA PD	1,098	.00	0	0	.00	0	0	0	0	0	0	0
NUMERICAL CHANGE	1,134	.00	0	0	.00	0	0	0	0	0	0	0
PERCENT CHANGE	36-	.00	0	0	.00	0	0	0	0	0	0	0
PERCENT CHANGE	3.2-											

IDENTIFIER	POPULATION	CRIME RATE	TOTAL OFFEN	TOTAL CLEARED	PERCENT CLEARED	MURDER	RAPE	ROBBERY	FEL ASHLT	BREAK ENTER	LARCENY THEFT	M/V THEFT
BANCROFT PD	528	.00	0	0	.00	0	0	0	0	0	0	0
NUMERICAL CHANGE	545	.00	0	0	.00	0	0	0	0	0	0	0
PERCENT CHANGE	17-	.00	0	0	.00	0	0	0	0	0	0	0

RALEIGH CITY TOTAL	86,787	22.41	1946	591	30.36	3	11	28	27	479	1269	129
NUMERICAL CHANGE	87,419	21.60	1890	584	30.89	12	6	14	47	423	1278	110
PERCENT CHANGE	632-	.81+	56+	7+	.53-	9-	5+	14+	20-	56+	9-	19+
NUMERICAL CHANGE	7-	3.8+	3.0+	1.2+	1.7-	75.0-	83.3+	100.0+	42.6-	13.2+	.7-	17.3+
PERCENT CHANGE	*****	*****	*****	*****	*****	*****	*****	*****	*****	*****	*****	*****
RURAL	62,509	10.80	676	58	8.57	3	9	17	10	252	313	72
NUMERICAL CHANGE	62,713	11.38	714	85	11.90	11	4	3	32	249	352	63
PERCENT CHANGE	204-	.58-	38-	27-	3.33-	8-	5+	14+	22-	3+	39-	9+
NUMERICAL CHANGE	3-	5.1-	5.3-	31.8-	28.0-	72.7-	125.0+	466.7+	68.8-	1.2+	11.1-	14.3+
PERCENT CHANGE	*****	*****	*****	*****	*****	*****	*****	*****	*****	*****	*****	*****
SHERIFF	351	40	11.39	7	12.46	3	7	12	10	167	128	24
NUMERICAL CHANGE	377	47	12.46	3	11.07-	3	4	2	22	178	149	19
PERCENT CHANGE	6.9-	7-	14.9-	7-	1.07-	0	3+	10+	12-	11-	21-	5+
STATE POLICE	325	18	5.53	0	5.53	0	2	5	0	85	185	48
NUMERICAL CHANGE	337	38	11.27	8	11.27	8	0	1	10	71	203	44
PERCENT CHANGE	12-	20-	5.74-	8-	5.74-	8-	2+	4+	10-	14+	18-	4+
NUMERICAL CHANGE	3.6-	52.6-	50.9-	6.8+	1.1-	0	2	400.0+	0	19.7+	8.9-	9.1+
PERCENT CHANGE	*****	*****	*****	*****	*****	*****	*****	*****	*****	*****	*****	*****
MUNICIPAL	24,278	52.29	1270	533	41.96	0	2	11	17	227	956	57
NUMERICAL CHANGE	24,706	47.59	1176	499	42.43	1	2	11	15	174	926	47
PERCENT CHANGE	428-	4.70+	94+	34+	47-	1-	0	0	2+	53+	30+	10+
NUMERICAL CHANGE	1.7-	9.9+	8.0+	6.8+	1.1-	0	.0	.0	13.3+	30.5+	3.2+	21.3+
PERCENT CHANGE	*****	*****	*****	*****	*****	*****	*****	*****	*****	*****	*****	*****
BECKLEY PD	20,365	60.65	1234	515	41.73	0	2	11	14	223	929	55
NUMERICAL CHANGE	20,697	54.83	1135	480	42.29	1	2	11	10	152	913	46
PERCENT CHANGE	352-	5.82+	99+	35+	.56-	1-	0	0	4+	71+	16+	9+
NUMERICAL CHANGE	1.7-	10.6+	8.7+	7.3+	1.3-	0	.0	.0	40.0+	46.7+	1.8+	19.6+
PERCENT CHANGE	*****	*****	*****	*****	*****	*****	*****	*****	*****	*****	*****	*****
LESTER PD	638	3.13	2	2	100.00	0	0	0	0	0	2	0
NUMERICAL CHANGE	637	18.83	12	9	75.00	0	0	0	4	7	1	0
PERCENT CHANGE	1+	15.70-	10-	7-	25.00+	0	0	0	4-	7-	1+	0
NUMERICAL CHANGE	.2+	83.4-	83.3-	77.8-	33.3+	0	0	0	0	0	100.0+	0
PERCENT CHANGE	*****	*****	*****	*****	*****	*****	*****	*****	*****	*****	*****	*****
MABSCOTT PD	1,587	13.86	22	9	40.90	0	0	0	0	2	19	1
NUMERICAL CHANGE	1,692	13.59	23	8	34.78	0	0	0	1	11	10	1
PERCENT CHANGE	105-	.27+	1-	1+	6.12+	0	0	0	1-	9-	9+	0
NUMERICAL CHANGE	6.2-	2.0+	4.3-	12.5+	17.6+	0	.0	.0	0	81.8-	90.0+	.0
PERCENT CHANGE	*****	*****	*****	*****	*****	*****	*****	*****	*****	*****	*****	*****
SOPHIA PD	1,224	6.53	8	3	37.50	0	0	0	2	1	5	0
NUMERICAL CHANGE	1,214	.00	0	0	.00	0	0	0	0	0	0	0
PERCENT CHANGE	10+	6.53+	8+	3+	37.50+	0	0	0	2+	1+	5+	0
NUMERICAL CHANGE	.8+	.0	0	0	.0	0	0	0	0	0	0	0
PERCENT CHANGE	*****	*****	*****	*****	*****	*****	*****	*****	*****	*****	*****	*****

IDENTIFIER	POPULATION	CRIME RATE	TOTAL OFFEN	TOTAL CLEARED	PERCENT CLEARED	MURDER	RAPE	ROBBERY	FEL ASHLT	BREAK ENTER	LARCENY THEFT	M/V THEFT
RHODELL PD	484	8.26	4	4	100.00	0	0	0	1	1	1	1
NUMERICAL CHANGE	466	12.87	6	2	33.33	0	0	0	4	3	2	0
PERCENT CHANGE	18+	4.61-	2-	2+	66.67+	0	0	0	1+	4	1-	1+
	3.9+	35.8-	33.3-	100.0+	200.0+				*	75.0-	50.0-	*
RANDOLPH CITY TOTAL	29,075	14.78	430	157	36.51	4	8	0	38	98	268	14
NUMERICAL CHANGE	29,294	14.40	422	105	24.88	1	6	0	21	122	251	16
PERCENT CHANGE	219-	.38+	8+	52+	11.63+	3+	3+	6-	17+	24-	17+	2-
	.7-	2.6+	1.9+	49.5+	46.7+	300.0+	60.0+	*	81.0+	19.7-	6.8+	12.5-
RURAL	19,689	6.60	130	52	40.00	4	8	0	14	45	54	5
NUMERICAL CHANGE	19,779	6.97	138	47	34.05	0	5	4	5	69	51	4
PERCENT CHANGE	.90-	.37-	8-	5+	5.95+	4+	3+	4-	9+	24-	3+	1+
	.5-	5.3-	5.8-	10.6+	17.5+	*	60.0+	*	180.0+	34.8-	5.9+	25.0+
SHERIFF	84		8	3	37.50	0	0	0	1	5	2	0
NUMERICAL CHANGE	83		16	7	43.75	0	0	0	0	13	2	1
PERCENT CHANGE			50.0-	57.1-	14.3-	0	0	0	1+	8-	0	1-
STATE POLICE	84		122	49	40.16	4	8	0	13	40	52	5
NUMERICAL CHANGE	83		122	40	32.78	0	5	4	5	56	49	3
PERCENT CHANGE			.0	9+	7.38+	4+	3+	4-	8+	16-	3+	2+
			22.5+	22.5+		*	60.0+	*	160.0+	28.6-	6.1+	66.7+
MUNICIPAL	9,386	31.96	300	105	35.00	0	0	0	24	53	214	9
NUMERICAL CHANGE	9,515	29.84	284	58	20.42	1	0	2	16	53	200	12
PERCENT CHANGE	129-	2.12+	16+	47+	14.58+	1-	0	2-	8+	0	14+	3-
	1.4-	7.1+	5.6+	81.0+	71.4+	*		*	50.0+	.0	7.0+	25.0-
ELKINS PD	84		282	100	35.46	0	0	0	21	49	205	7
NUMERICAL CHANGE	83		276	53	19.20	1	0	2	14	48	199	12
PERCENT CHANGE			6+	47+	16.26+	1-	0	2-	7+	1+	6+	5-
	.8-	3.0+	2.2+	88.7+	84.7+	*		*	50.0+	2.1+	3.0+	41.7-
MILL CREEK PD	84		18	5	27.77	0	0	0	3	4	9	2
NUMERICAL CHANGE	83		8	5	62.50	0	0	0	2	5	1	0
PERCENT CHANGE			10+	0	34.73-	0	0	0	1+	1-	8+	2+
	7.1-	142.2+	125.0+	.0	55.6-				50.0+	20.0-	800.0+	*
RIITCHIE CITY TOTAL	11,648	5.40	63	25	39.68	0	3	0	6	16	33	5
NUMERICAL CHANGE	11,616	6.88	80	24	30.00	0	0	0	4	42	28	6
PERCENT CHANGE	32+	1.68-	17-	1+	9.68+	0	3+	0	2+	26-	5+	1-
	.3+	21.5-	21.3-	4.2+	32.3+	*		*	50.0+	61.9-	17.9+	16.7-
RURAL	7,893	5.57	44	20	45.45	0	3	0	6	8	22	5
NUMERICAL CHANGE	7,772	8.10	63	16	25.39	0	0	0	4	32	23	4
PERCENT CHANGE	121+	2.53-	19-	4+	20.06+	0	3+	0	2+	24-	1-	1+
	1.6+	31.2-	30.2-	25.0+	79.0+				50.0+	75.0-	4.3-	25.0+

IDENTIFIER	POPULATION	CRIME RATE	TOTAL OFFEN	TOTAL CLEARED	PERCENT CLEARED	MURDER	RAPE	ROBBERY	FEL ASHLT	BREAK ENTER	LARCENY THEFT	M/V THEFT
SHERIFF 84	3	1	33.33	0	0	0	0	0	0	0	0	0
NUMERICAL CHANGE 83	10	1	10.00	0	0	0	0	0	0	4	6	0
PERCENT CHANGE	70.0-	0	23.33+	0	0	0	0	0	0	4-	3-	0
STATE POLICE 84	41	19	46.34	0	0	0	3	0	6	8	19	5
NUMERICAL CHANGE 83	53	15	28.30	0	0	0	0	0	4	28	17	4
PERCENT CHANGE	22.6-	4+	18.04+	0	0	0	3+	0	2+	20-	2+	1+
MUNICIPAL 84	19	5	26.31	0	0	0	0	0	0	8	11	0
NUMERICAL CHANGE 83	17	8	47.05	0	0	0	0	0	0	10	5	2
PERCENT CHANGE	2.3-	2+	20.74-	0	0	0	0	0	0	2-	6+	2-
HARRISVILLE PD 84	11	2	18.18	0	0	0	0	0	0	6	5	0
NUMERICAL CHANGE 83	13	6	46.15	0	0	0	0	0	0	6	5	2
PERCENT CHANGE	15.4-	4-	27.97-	0	0	0	0	0	0	0	0	2-
PENNSBORO PD 84	8	3	37.50	0	0	0	0	0	0	2	6	0
NUMERICAL CHANGE 83	4	2	50.00	0	0	0	0	0	0	4	0	0
PERCENT CHANGE	105.1+	4+	12.50-	0	0	0	0	0	0	2-	6+	0
CAIRO PD 84	0	0	.00	0	0	0	0	0	0	0	0	0
NUMERICAL CHANGE 83	0	0	.00	0	0	0	0	0	0	0	0	0
PERCENT CHANGE	0	0	.00	0	0	0	0	0	0	0	0	0
ROANE CITY TOTAL	16,001	11.24	28.33	0	0	0	2	0	11	72	88	7
NUMERICAL CHANGE 83	16,078	10.01	32.91	1	1	1	1	5	6	58	80	10
PERCENT CHANGE	77-	1.23+	4.58-	1-	1+	1+	1+	5-	5+	14+	8+	3-
RURAL	13,140	11.26	32.43	0	0	0	2	0	11	71	59	5
NUMERICAL CHANGE 83	13,227	8.54	43.36	1	1	1	1	0	5	52	47	7
PERCENT CHANGE	.7-	2.72+	10.93-	1-	1+	1-	1+	0	120.0+	19+	12+	2-
SHERIFF	2	2	100.00	0	0	0	0	0	0	1	1	0
NUMERICAL CHANGE 83	3	2	66.66	0	0	0	0	0	0	1	1	0
PERCENT CHANGE	33.3-	0	33.34+	0	0	0	0	0	0	0	0	1-
STATE POLICE 84	146	46	31.50	0	0	0	2	0	11	70	58	5
NUMERICAL CHANGE 83	110	47	42.72	1	1	1	1	0	5	51	46	6
PERCENT CHANGE	32.7+	2.1-	11.22-	1-	1+	1-	1+	0	120.0+	19+	12+	1-
			26.3-	* 100.0+	* 100.0+	* 100.0+	* 100.0+	* 100.0+	20.0-	37.3+	26.1+	16.7-

IDENTIFIER	POPULATION	CRIME RATE	TOTAL OFFEN	TOTAL CLEARED	PERCENT CLEARED	MURDER	RAPE	ROBBERY	FEL ASHLT	BREAK ENTER	LARCENY THEFT	M/V THEFT
MUNICIPAL 84	2,861	11.18	32	3	9.37	0	0	0	0	1	29	2
NUMERICAL CHANGE 83	2,851	16.83	48	4	8.33	0	0	3	1	6	33	3
PERCENT CHANGE	.4+	5.65-	16-	1-	1.04+	0	0	5-	1-	5-	4-	1-
		33.6-	33.3-	25.0-	12.5+			4	*	83.3-	12.1-	33.3-
SPENCER PD												
MUNICIPAL 84	2,861	11.18	32	3	9.37	0	0	0	0	1	29	2
NUMERICAL CHANGE 83	2,851	16.83	48	4	8.33	0	0	5	1	6	33	3
PERCENT CHANGE	.4+	5.65-	16-	1-	1.04+	0	0	5-	1-	5-	4-	1-
		33.6-	33.3-	25.0-	12.5+			*	*	83.3-	12.1-	33.3-
SUMMERS CTY												
TOTAL	15,802	10.12	160	53	33.12	0	0	1	1	79	74	5
NUMERICAL CHANGE 83	15,585	10.77	168	61	36.30	0	0	0	25	78	57	8
PERCENT CHANGE	1.4+	6.0-	4.8-	13.1-	8.8-	0	0	1+	24-	1+	17+	3-
		6.0-	4.8-	13.1-	8.8-			*	96.0-	1.3+	29.8+	37.5-
RURAL												
MUNICIPAL 84	11,407	9.99	114	7	6.14	0	0	1	1	74	35	3
NUMERICAL CHANGE 83	11,099	10.72	119	12	10.08	0	0	0	0	69	57	7
PERCENT CHANGE	2.8+	6.8-	4.2-	41.7-	39.1-	0	0	1+	1+	5+	8-	4-
		6.8-	4.2-	41.7-	39.1-			*	*	7.2+	18.6-	57.1-
SHERIFF												
MUNICIPAL 84	43	2.32	1	1	2.32	0	0	0	0	33	9	1
NUMERICAL CHANGE 83	36	.00	0	0	0.00	0	0	0	0	25	10	1
PERCENT CHANGE	19.4+	19.4+	*	*	2.32+	0	0	0	0	8+	1-	0
										32.0+	10.0-	.0
STATE POLICE												
MUNICIPAL 84	71	8.45	6	6	8.45	0	0	1	1	41	26	2
NUMERICAL CHANGE 83	83	14.45	12	14	14.45	0	0	0	0	44	33	6
PERCENT CHANGE	14.5-	6.00-	6.00-	41.5-	41.5-	0	0	1+	1+	3-	7-	4-
		14.5-	6.00-	41.5-	41.5-			*	*	6.8-	21.2-	66.7-
HINTON PD												
MUNICIPAL 84	4,395	10.46	46	46	100.00	0	0	0	0	5	39	2
NUMERICAL CHANGE 83	4,486	10.92	49	49	100.00	0	0	0	25	9	14	1
PERCENT CHANGE	2.0-	4.2-	6.1-	6.1-	.0	0	0	0	25-	4-	25+	1+
		4.2-	6.1-	6.1-	.0			*	*	44.4-	178.6+	100.0+
TAYLOR CTY												
TOTAL	16,557	12.68	210	41	19.52	2	10	2	7	32	145	12
NUMERICAL CHANGE 83	16,909	14.66	248	32	12.90	0	1	1	8	62	159	17
PERCENT CHANGE	2.1-	13.5-	15.3-	28.1+	51.3+	2+	9+	1+	1-	30-	14-	5-
		13.5-	15.3-	28.1+	51.3+	*	900.0+	100.0+	12.5-	48.4-	8.8-	29.4-
RURAL												
MUNICIPAL 84	9,359	9.08	85	34	40.00	1	10	2	5	32	31	4
NUMERICAL CHANGE 83	9,486	12.12	115	21	18.26	0	0	1	7	60	42	5
PERCENT CHANGE	1.3-	25.1-	26.1-	61.9+	119.1+	1+	10+	1+	2-	28-	11-	1-
		25.1-	26.1-	61.9+	119.1+	*	100.0+	28.6-	46.7-	26.2-	20.0-	

IDENTIFIER	POPULATION	CRIME RATE	TOTAL OFFEN	TOTAL CLEARED	PERCENT CLEARED	MURDER	RAPE	ROBBERY	FEL ASLTT	BREAK ENTER	LARCENY THEFT	M/V THEFT
SHERIFF	84	58	12	20.68	0	3	1	2	25	24	3	
NUMERICAL CHANGE	83	80	7	8.75	0	0	1	1	39	35	4	
PERCENT CHANGE		27.5-	5+	11.93+	0	* 3+	0	1+	14-	11-	1-	25.0-
STATE POLICE	84	27	22	81.48	1	7	1	3	7	7	1	
NUMERICAL CHANGE	83	35	14	40.00	0	0	0	6	21	7	1	
PERCENT CHANGE		8-	8+	41.48+	1+	* 7+	1+	3-	14-	0	0	
		22.9-	57.1+	103.7+	*	* *	* *	50.0+	66.7-	.0	.0	
MUNICIPAL	84	7,198	125	7	5.60	0	0	2	0	114	8	
NUMERICAL CHANGE	83	7,423	133	11	8.27	0	1	1	2	117	12	
PERCENT CHANGE		3.0-	6.0-	36.4-	1+	1-	0	1+	2-	3-	4-	
		3.1-	6.0-	32.3-	*	* *	* *	100.0+	* *	2.6-	33.3-	
GRAFTON PD	84	6,752	125	7	5.60	1	0	2	0	114	8	
NUMERICAL CHANGE	83	6,966	132	11	8.33	0	1	1	1	117	12	
PERCENT CHANGE		3.1-	5.3-	36.4-	1+	1-	0	1+	1-	3-	4-	
		2.3-	5.3-	32.8-	*	* *	* *	100.0+	* *	2.6-	33.3-	
FLEMINGTON PD	84	446	0	0	.00	0	0	0	0	0	0	
NUMERICAL CHANGE	83	457	1	0	.00	0	0	0	1	0	0	
PERCENT CHANGE		2.4-	* *	.00	0	0	0	0	1-	0	0	
TUCKER CTY	84	8,586	82	28	34.14	2	4	5	33	30	8	
NUMERICAL CHANGE	83	8,808	130	22	16.92	1	0	1	63	59	5	
PERCENT CHANGE		2.5-	36.9-	27.3+	101.8+	100.0+	* *	400.0+	47.6-	49.2-	60.0+	
		35.3-	36.9-	101.8+	100.0+	100.0+	* *	400.0+	47.6-	49.2-	60.0+	
RURAL	84	4,555	68	25	36.76	2	4	5	29	21	7	
NUMERICAL CHANGE	83	4,697	108	18	16.66	1	0	1	56	46	3	
PERCENT CHANGE		3.0-	37.0-	38.9+	120.6+	100.0+	* *	400.0+	48.2-	54.3-	133.3+	
		8.07-	40-	7+	20.10+	1+	4+	4+	27-	25-	4+	
		35.1-	37.0-	38.9+	120.6+	100.0+	* *	400.0+	48.2-	54.3-	133.3+	
SHERIFF	84	31	14	45.16	0	0	0	5	11	14	1	
NUMERICAL CHANGE	83	66	10	15.15	0	0	0	1	40	21	3	
PERCENT CHANGE		53.0-	40.0+	198.1+	0	0	0	4+	29-	7-	2-	
		53.0-	40.0+	198.1+	0	0	0	4+	29-	7-	2-	
STATE POLICE	84	37	11	29.72	2	4	0	0	18	7	6	
NUMERICAL CHANGE	83	42	8	19.04	1	0	0	0	16	25	0	
PERCENT CHANGE		5-	3+	10.68+	1+	4+	0	0	2+	18-	6+	
		11.9-	37.5+	56.1+	100.0+	* *	* *	400.0+	12.5+	72.0-	* *	
		11.9-	37.5+	56.1+	100.0+	* *	* *	400.0+	12.5+	72.0-	* *	
MUNICIPAL	84	4,031	14	3	21.42	0	0	0	4	9	1	
NUMERICAL CHANGE	83	4,111	22	4	18.18	0	0	0	7	13	2	
PERCENT CHANGE		1.9-	36.4-	25.0-	17.8+	0	0	0	3-	4-	1-	
		1.88-	36.4-	25.0-	17.8+	0	0	0	3-	4-	1-	
		35.1-	36.4-	25.0-	17.8+	0	0	0	42.9-	30.8-	50.0-	

IDENTIFIER	POPULATION	CRIME RATE	TOTAL OFFEN	TOTAL CLEARED	PERCENT CLEARED	MURDER	RAPE	ROBBERY	FEL ASHLT	BREAK ENTER THEFT	LARCENY THEFT	M/V THEFT
PARSONS PD	1,887	7.41	14	3	21.42	0	0	0	0	4	9	1
	1,969	11.17	22	4	18.18	0	0	0	0	7	13	2
NUMERICAL CHANGE	82-	33.76-	8-	1-	3.24+	0	0	0	0	3-	4-	1-
PERCENT CHANGE	4.2-	33.7-	36.4-	25.0-	17.8+					42.9-	30.8-	50.0-
THOMAS PD	721	.00	0	0	.00	0	0	0	0	0	0	0
	763	.00	0	0	.00	0	0	0	0	0	0	0
NUMERICAL CHANGE	42-	.00	0	0	.00	0	0	0	0	0	0	0
PERCENT CHANGE	5.5-											
DAVIS PD	1,047	.00	0	0	.00	0	0	0	0	0	0	0
	888	.00	0	0	.00	0	0	0	0	0	0	0
NUMERICAL CHANGE	59+	.00	0	0	.00	0	0	0	0	0	0	0
PERCENT CHANGE	6.0+											
HAMBLETON PD	376	.00	0	0	.00	0	0	0	0	0	0	0
	391	.00	0	0	.00	0	0	0	0	0	0	0
NUMERICAL CHANGE	15-	.00	0	0	.00	0	0	0	0	0	0	0
PERCENT CHANGE	3.8-											
TYLER CTY	13,825	11.13	154	65	42.20	0	3	1	20	35	86	9
	14,076	6.39	90	30	33.33	1	5	0	6	39	31	8
NUMERICAL CHANGE	251-	4.74+	64+	35+	8.87+	1-	2-	1+	14+	4-	55+	1+
PERCENT CHANGE	1.8-	74.2+	71.1+	116.7+	26.6+	*	40.0-	*	233.3+	10.3-	177.4+	12.5+
RURAL	6,584	7.74	51	19	37.25	0	3	1	3	23	17	4
	6,768	6.81	46	18	39.13	0	4	0	3	28	8	3
NUMERICAL CHANGE	164-	.93+	5+	1+	1.88-	0	1-	1+	0	5-	9+	1+
PERCENT CHANGE	2.4-	13.7+	10.9+	5.6+	4.8-		25.0-	*	.0	17.9-	112.5+	33.3+
SHERIFF	84											
	83											
NUMERICAL CHANGE												
PERCENT CHANGE												
STATE POLICE	84											
	83											
NUMERICAL CHANGE												
PERCENT CHANGE												
MUNICIPAL	7,261	16.22	103	46	44.66	0	0	0	17	12	69	5
	7,328	6.00	44	12	27.27	1	1	0	3	11	23	5
NUMERICAL CHANGE	87-	8.22+	59+	34+	17.39+	1-	1-	0	14+	1+	46+	0
PERCENT CHANGE	1.2-	137.0+	134.1+	283.3+	63.8+	*		*	466.7+	9.1+	200.0+	.0
PADEN CITY PD	3,638	7.42	27	7	25.92	0	0	0	2	5	19	1
	3,750	3.48	13	6	46.15	1	1	0	2	2	6	1
NUMERICAL CHANGE	92-	3.94+	14+	1+	20.23-	1-	1-	0	0	3+	13+	0
PERCENT CHANGE	2.5-	113.2+	107.7+	16.7+	43.8-	*		*	.0	150.0+	216.7+	.0

IDENTIFIER	POPULATION	CRIME RATE	TOTAL OFFEN	TOTAL CLEARED	PERCENT CLEARED	MURDER	RAPE	ROBBERY	FEL ASST	BREAK ENTER	LARCENY THEFT	M/V THEFT
SISTERSVILLE PD	2,367	30.41	72	37	51.38	0	0	0	15	7	46	4
NUMERICAL CHANGE	2,408	11.21	27	6	22.22	0	0	0	1	6	16	4
PERCENT CHANGE	41-	19.20+	45+	31+	29.16+	0	0	0	14+	1+	30+	0
	1.7-	171.3+	166.7+	516.7+	131.2+				1400.0+	16.7+	187.5+	.0
MIDDLEBOURNE PD	980	4.08	4	2	50.00	0	0	0	0	0	4	0
NUMERICAL CHANGE	957	3.13	3	0	.00	0	0	0	0	2	1	0
PERCENT CHANGE	23+	.95+	1+	2+	50.00+	0	0	0	0	2-	3+	0
	2.4+	30.4+	33.3+	*	*				0	* 300.0+		
FRIENDLY PD	256	.00	0	0	.00	0	0	0	0	0	0	0
NUMERICAL CHANGE	233	4.29	1	0	.00	0	0	0	0	1	0	0
PERCENT CHANGE	23+	4.29-	1-	0	.00	0	0	0	0	1-	0	0
	9.9+	.0	*	*	*				0	*		
UPSHUR CTY	24,221	12.63	306	135	44.11	2	3	1	19	106	162	33
TOTAL	23,957	13.31	319	115	36.05	0	2	2	11	99	162	23
NUMERICAL CHANGE	264+	.68-	13-	20+	8.06+	2+	1+	1-	8+	7+	40-	10+
PERCENT CHANGE	1.1+	5.1-	4.1-	17.4+	22.4+	*	50.0+	50.0-	72.7+	7.1+	22.0-	43.5+
RURAL	17,199	10.98	189	112	59.25	1	3	1	18	70	82	14
NUMERICAL CHANGE	16,973	10.83	184	89	48.36	0	1	1	11	62	95	14
PERCENT CHANGE	226+	.15+	5+	23+	10.89+	1+	2+	0	7+	8+	13-	0
	1.3+	1.4+	2.7+	25.8+	22.5+	*	200.0+	.0	63.6+	12.9+	13.7-	.0
SHERIFF	84	104	82	78.84	1	1	1	0	14	42	40	6
NUMERICAL CHANGE	83	95	67	70.52	0	0	0	0	6	34	51	4
PERCENT CHANGE	9+	15+	8.32+	1+	1+	1+	0	0	8+	8+	11-	2+
	9.5+	22.4+	11.8+	*	*	*	*	*	133.3+	23.5+	21.6-	50.0+
STATE POLICE	84	85	30	35.29	0	2	1	1	5	28	42	8
NUMERICAL CHANGE	83	89	22	24.71	0	1	1	1	4	28	44	10
PERCENT CHANGE	38+	4-	8+	10.58+	0	1+	0	0	1-	0	2-	2-
	.5+	4.5-	36.4+	42.8+	*	100.0+	.0	20.0-	0	.0	4.5-	20.0-
MUNICIPAL	7,022	16.66	117	23	19.65	1	0	0	1	36	60	19
NUMERICAL CHANGE	6,984	19.32	135	26	19.25	0	1	1	0	37	87	9
PERCENT CHANGE	38+	2.66-	18-	3-	.40+	1+	1-	1-	0	1-	27-	10+
	.5+	13.8-	13.3-	11.5-	2.1+	*	*	*	*	2.7-	31.0-	111.1+
BUCKHANNON PD	7,022	16.66	117	23	19.65	1	0	0	1	36	60	19
NUMERICAL CHANGE	6,984	19.32	135	26	19.25	0	1	1	0	37	87	9
PERCENT CHANGE	38+	2.66-	18-	3-	.40+	1+	1-	1-	0	1-	27-	10+
	.5+	13.8-	13.3-	11.5-	2.1+	*	*	*	*	2.7-	31.0-	111.1+
WAYNE CTY	41,117	17.68	727	118	16.23	0	5	4	6	303	345	64
TOTAL	40,902	19.91	815	147	18.03	3	4	6	17	204	474	107
NUMERICAL CHANGE	215+	2.23-	88-	29-	1.80-	3-	1+	2-	11-	99+	129-	43-
PERCENT CHANGE	.5+	11.2-	10.8-	19.7-	10.0-	*	25.0+	33.3-	64.7-	48.5+	27.2-	40.2-

IDENTIFIER	POPULATION	CRIME RATE	TOTAL OFFEN	TOTAL CLEARED	PERCENT CLEARED	MURDER	RAPE	ROBBERY	FEL ASHLT	BREAK ENTER	LARCENY THEFT	M/V THEFT
RURAL	32,275	14.96	483	99	20.49	0	5	2	6	255	162	53
	31,752	15.14	481	125	25.98	3	4	3	15	146	226	84
NUMERICAL CHANGE	523+	.18-	2+	26-	5.49-	3-	1+	1-	9-	109+	64-	31-
PERCENT CHANGE	1.6+	1.2-	4+	20.8-	21.1-	*	25.0+	33.3-	60.0-	74.7+	28.3-	36.9-
SHERIFF												
	171		171	10	5.84	0	1	0	2	64	85	19
	186		186	14	7.52	0	0	0	1	39	125	21
NUMERICAL CHANGE	15-		4-	1.68-		0	1+	0	1+	25+	40-	2-
PERCENT CHANGE	8.1-		28.6-	22.3-		*	100.0+	64.1+	32.0-			9.5-
STATE POLICE												
	312		312	89	28.52	0	4	2	4	191	77	34
	295		111	37.62		3	4	3	14	107	101	63
NUMERICAL CHANGE	17+		9.10-			3-	0	1-	10-	84+	24-	29-
PERCENT CHANGE	5.8+		19.8-	24.2-		*	.0	33.3-	71.4-	78.5+	23.8-	46.0-
MUNICIPAL												
	8,842	27.59	244	19	7.78	0	0	2	0	48	183	11
	9,150	36.49	334	22	6.58	0	0	3	2	58	248	23
NUMERICAL CHANGE	308-	8.90-	90-	3-	1.20+	0	0	1-	2-	10-	65-	12-
PERCENT CHANGE	3.4-	24.4-	26.9-	13.6-	18.2+			33.3-	*	17.2-	26.2-	52.2-
CEREDO PD												
	2,242	27.20	61	13	21.31	0	0	0	0	2	57	2
	2,246	32.05	72	14	19.64	0	0	1	2	2	66	1
NUMERICAL CHANGE	4-	4.85-	11-	1-	1.87+	0	0	1-	2-	0	9-	1+
PERCENT CHANGE	.2-	15.1-	15.3-	7.1-	9.6+			*	*	.0	13.6-	100.0+
KENOVA PD												
	4,281	41.34	177	6	3.38	0	0	2	0	40	126	9
	4,500	57.55	259	8	3.08	0	0	2	0	53	182	22
NUMERICAL CHANGE	219-	16.21-	82-	2-	.30+	0	0	0	0	13-	56-	13-
PERCENT CHANGE	4.9-	28.2-	31.7-	25.0-	9.7+			.0		24.5-	30.8-	59.1-
WAYNE PD												
	1,426	4.20	6	0	.00	0	0	0	0	6	0	0
	1,506	1.99	3	0	.00	0	0	0	0	3	0	0
NUMERICAL CHANGE	80-	2.21+	3+	0	.00	0	0	0	0	3+	0	0
PERCENT CHANGE	5.3-	111.1+	100.0+							100.0+		
FORT GAY PD												
	893	.00	0	0	.00	0	0	0	0	0	0	0
	898	.00	0	0	.00	0	0	0	0	0	0	0
NUMERICAL CHANGE	5-	.00	0	0	.00	0	0	0	0	0	0	0
PERCENT CHANGE	.6-											

 WEBSTER CTY TOTAL
 11,846 6.49 77 43 55.84
 12,523 11.01 138 71 51.44
 677- 4.52- 61- 28- 4.40+
 5.4- 41.1- 44.2- 39.4- 8.6+

 RURAL
 9,591 7.08 68 37 54.41
 10,243 12.49 128 69 53.90
 652- 5.41- 60- 32- .51+
 6.4- 43.3- 46.9- 46.4- .9+

IDENTIFIER	POPULATION	CRIME RATE	TOTAL OFFEN	TOTAL CLEARED	PERCENT CLEARED	MURDER	RAPE	ROBBERY	FEL ASHLT	BREAK ENTER	LARCENY THEFT	M/V THEFT
SHERIFF 84	32	15	46.87	0	0	0	0	0	4	18	10	0
NUMERICAL CHANGE 83	48	39	81.25	0	0	0	0	2	19	5	20	2
PERCENT CHANGE	16-	24-	34.38-	.0	.0	.0	.0	2-	15-	13+	10-	2-
	33.3-	61.5-	42.3-					*	78.9-	260.0+	50.0-	*
STATE POLICE 84	56	22	61.11	2	2	2	0	0	1	19	11	3
NUMERICAL CHANGE 83	80	30	37.50	0	0	0	1	2	6	40	27	4
PERCENT CHANGE	44-	8-	23.61+	2+	1-	2+	1-	2-	5-	21-	16-	1-
	55.0-	26.7-	63.0+	*	*	*	*	*	83.3-	52.5-	59.3-	25.0-
MUNICIPAL 84	9	6	66.66	0	0	0	0	0	0	7	2	0
NUMERICAL CHANGE 83	10	2	20.00	0	0	0	0	3	0	4	3	0
PERCENT CHANGE	.59-	1-	46.66+	0	0	0	0	3-	0	3+	1-	0
	1.1-	8.9-	200.0+	233.3+				*	75.0+	33.3-		
WEBSTER SPRINGS PD 84	4	4	100.00	0	0	0	0	0	0	2	2	0
NUMERICAL CHANGE 83	2	2	100.00	0	0	0	0	0	0	0	2	0
PERCENT CHANGE	4-	2+	.00	0	0	0	0	0	0	2+	0	0
	.3-	101.3+	100.0+	.0				*	*	*	.0	
COWEN PD 84	718	0	.00	0	0	0	0	0	0	0	0	0
NUMERICAL CHANGE 83	740	4	.00	0	0	0	0	0	0	4	0	0
PERCENT CHANGE	22-	5.40-	.00	0	0	0	0	0	0	4-	0	0
	3.0-	.0						*	*	*		
CAMDEN-ON-GAULEY PD 84	241	20.74	5	2	40.00	0	0	0	0	5	0	0
NUMERICAL CHANGE 83	240	16.66	4	0	.00	0	0	3	0	0	1	0
PERCENT CHANGE	.4+	4.08+	1+	2+	40.00+	0	0	3-	0	5+	1-	0
		24.5+	25.0+	*	*			*	*	*	*	

WETZEL CTY TOTAL	19,346	14.26	276	138	50.00	1	0	2	2	82	174	15
NUMERICAL CHANGE 83	19,723	13.28	262	50	19.08	0	1	2	10	88	150	11
PERCENT CHANGE	1.9-	.98+	14+	88+	30.92+	1+	1-	0	8-	6-	24+	4+
		7.4+	5.3+	176.0+	162.1+	*	*	0	80.0-	6.8-	16.0+	36.4+

RURAL 84	10,502	9.23	97	33	34.02	1	0	1	0	32	55	8
NUMERICAL CHANGE 83	10,832	9.50	103	11	10.67	0	1	1	3	67	44	7
PERCENT CHANGE	3.0-	.27-	6-	22+	23.55+	1+	1-	0	3-	15-	11+	1+
		2.8-	5.8-	200.0+	218.8+	*	*	.0	*	31.9-	25.0+	14.3+
SHERIFF 84	41	1	2.43	1	0	1	0	0	0	20	19	1
NUMERICAL CHANGE 83	59	2	3.38	0	0	0	0	0	0	33	25	1
PERCENT CHANGE	18-	1-	.95-	1+	0	1+	0	0	0	13-	6-	0
	30.5-	50.0-	28.1-			*			39.4-	24.0-		.0
STATE POLICE 84	56	32	57.14	0	0	0	0	1	0	12	36	7
NUMERICAL CHANGE 83	44	9	20.45	0	0	0	1	1	3	14	19	6
PERCENT CHANGE	12+	23+	36.69+	0	0	0	1-	0	3-	2-	17+	1+
	27.3+	255.6+	179.4+			*	*	.0	*	14.3-	89.5+	16.7+

IDENTIFIER	POPULATION	CRIME RATE	TOTAL OFFEN	TOTAL CLEARED	PERCENT CLEARED	MURDER	RAPE	ROBBERY	FEL ASHLT	BREAK ENTER	LARCENY THEFT	M/V THEFT
MUNICIPAL	84	20.23	179	105	58.65	0	0	1	2	50	119	7
NUMERICAL CHANGE	83	17.88	159	39	24.52	0	0	1	7	41	106	4
PERCENT CHANGE		2.35+	20+	66+	34.13+	0	0	.0	5-	9+	13+	3+
		13.1+	12.6+	169.2+	139.2+			.0	71.4-	22.0+	12.3+	75.0+
HUNDRED PD	451	.00	0	0	.00	0	0	0	0	0	0	0
NUMERICAL CHANGE	83	14.00	7	4	57.14	0	0	0	0	5	1	1
PERCENT CHANGE		14.00-	7-	4-	57.14-	0	0	0	0	5-	1-	1-
		.0	*	*	*				*	*	*	*
NEW MARTINSVILLE PD	84	25.50	179	105	58.65	0	0	1	2	50	119	7
NUMERICAL CHANGE	83	20.42	148	35	23.64	0	0	1	7	36	101	3
PERCENT CHANGE		5.08+	31+	70+	35.01+	0	0	.0	5-	14+	18+	4+
		24.9+	20.9+	200.0+	148.1+			.0	71.4-	38.9+	17.8+	133.3+
PINE GROVE PD	799	.00	0	0	.00	0	0	0	0	0	0	0
NUMERICAL CHANGE	83	7.72	4	0	.00	0	0	0	0	0	4	0
PERCENT CHANGE		7.72-	4-	0	.00	0	0	0	0	0	4-	0
		.0	*	*	*				*	*	*	*
SMITHFIELD PD	279	.00	0	0	.00	0	0	0	0	0	0	0
NUMERICAL CHANGE	83	.00	0	0	.00	0	0	0	0	0	0	0
PERCENT CHANGE		.00	0	0	.00	0	0	0	0	0	0	0
		.0	*	*	*				*	*	*	*
WIRT CTY	5,014	9.97	50	19	38.00	0	0	0	1	27	21	1
NUMERICAL CHANGE	83	4,733	74	30	40.54	0	1	0	12	31	28	2
PERCENT CHANGE		15.63-	24-	11-	2.54-	0	1-	0	11-	4-	7-	1-
		36.2-	32.4-	36.7-	6.3-		*		91.7-	12.9-	25.0-	50.0-
		5.9+	*	*	*				*	*	*	*
RURAL	4,161	12.01	50	19	38.00	0	0	0	1	27	21	1
NUMERICAL CHANGE	83	18.89	74	30	40.54	0	1	0	12	31	28	2
PERCENT CHANGE		6.88-	24-	11-	2.54-	0	1-	0	11-	4-	7-	1-
		36.4-	32.4-	36.7-	6.3-		*		91.7-	12.9-	25.0-	50.0-
SHERIFF	84	2	1	50.00	0	0	0	0	0	0	2	0
NUMERICAL CHANGE	83	3	2	66.66	0	0	0	0	1	2	0	0
PERCENT CHANGE		1-	1-	16.66-	0	0	0	0	1-	2-	2+	0
		33.3-	50.0-	25.0-			*		*	*	*	*
STATE POLICE	84	48	18	37.50	0	0	0	0	1	27	19	1
NUMERICAL CHANGE	83	71	28	39.63	0	1	0	0	11	29	28	2
PERCENT CHANGE		23-	10-	1.93-	0	1-	0	0	10-	2-	9-	1-
		32.4-	35.7-	4.9-		*			90.9-	6.9-	32.1-	50.0-
MUNICIPAL	84	.00	0	0	.00	0	0	0	0	0	0	0
NUMERICAL CHANGE	83	.00	0	0	.00	0	0	0	0	0	0	0
PERCENT CHANGE		.00	0	0	.00	0	0	0	0	0	0	0
		.00	0	0	.00	0	0	0	0	0	0	0
		4.5+	*	*	*				*	*	*	*

IDENTIFIER	POPULATION	CRIME RATE	TOTAL OFFEN	TOTAL CLEARED	PERCENT CLEARED	MURDER	RAPE	ROBBERY	FEL ASLTT	BREAK ENTER	LARCENY THEFT	M/V THEFT
ELIZABETH PD	84	.00	0	0	.00	0	0	0	0	0	0	0
NUMERICAL CHANGE	83	.00	0	0	.00	0	0	0	0	0	0	0
PERCENT CHANGE	37+	.00	0	0	.00	0	0	0	0	0	0	0
	4.5+											
WOOD CTY	93,026	34.28	3192	715	22.39	3	24	39	67	874	2016	169
TOTAL	93,693	36.99	3467	834	24.05	1	26	35	59	913	2274	159
NUMERICAL CHANGE	667-	2.71-	275-	119-	1.66-	2+	2-	4+	8+	39-	258-	10+
PERCENT CHANGE	7-	7.3-	7.9-	14.3-	6.9-	200.0+	7.7-	11.4+	13.6+	4.3-	11.3-	6.3+
RURAL	38,936	15.30	596	73	12.24	2	7	7	5	203	343	29
NUMERICAL CHANGE	39,143	15.73	616	71	11.52	1	5	2	13	184	377	34
PERCENT CHANGE	207-	.43-	20-	2+	.72+	1+	2+	5+	8-	19+	34-	5-
	.5-	2.7-	3.2-	2.8+	6.3+	100.0+	40.0+	250.0+	61.5-	10.3+	9.0-	14.7-
SHERIFF	84		360	5	1.38	1	2	2	1	113	232	9
NUMERICAL CHANGE	83		392	2	.51	1	0	0	6	103	276	6
PERCENT CHANGE			32-	3+	.87+	0	2+	2+	5-	10+	44-	3+
			8.2-	150.0+	170.6+	.0	*	*	83.3-	9.7+	15.9-	50.0+
STATE POLICE	84		236	68	28.81	1	5	5	4	90	111	20
NUMERICAL CHANGE	83		224	69	30.80	0	5	2	7	81	101	28
PERCENT CHANGE			12+	1-	1.99-	1+	0	3+	3-	9+	10+	8-
			5.4+	1.4-	6.5-	*	.0	150.0+	42.9-	11.1+	9.9+	28.8-
MUNICIPAL	84		54,090	642	24.73	1	17	32	62	671	1673	140
NUMERICAL CHANGE	83		54,550	763	26.76	0	21	33	46	729	1897	125
PERCENT CHANGE			460-	121-	2.03-	1+	4-	1-	16+	58-	224-	15+
	.8-	8.2-	8.9-	15.9-	27.6-	*	19.0-	3.0-	34.8+	8.0-	11.8-	12.0+
PARKERSBURG PD	84		39,370	554	24.42	1	17	31	49	640	1403	127
NUMERICAL CHANGE	83		40,100	637	26.60	0	21	29	32	685	1511	116
PERCENT CHANGE			730-	83-	2.18-	1+	4-	2+	17+	45-	108-	11+
	1.8-	3.5-	5.3-	13.0-	8.2-	*	19.0-	6.9+	53.1+	6.6-	7.1-	9.5+
VIENNA PD	84		11,602	86	30.06	0	0	1	12	28	233	12
NUMERICAL CHANGE	83		11,685	119	30.59	0	0	4	9	38	330	8
PERCENT CHANGE			8.63-	33-	.53-	0	0	3-	3+	10-	97-	4+
	.7-	25.9-	26.5-	27.7-	1.7-			75.0-	33.3+	26.3-	29.4-	50.0+
WILLIAMSTOWN PD	84		3,118	42	4.76	0	0	0	1	3	37	1
NUMERICAL CHANGE	83		2,765	7	10.29	0	0	0	5	6	56	1
PERCENT CHANGE			353+	5-	5.53-	0	0	0	4-	3-	19-	0
	12.8+	45.3-	38.2-	71.4-	53.7-				80.0-	50.0-	33.9-	.0
WYOMING CITY	84		35,865	70	27.77	2	1	0	10	93	112	34
NUMERICAL CHANGE	83		36,484	106	44.16	1	0	3	23	84	103	26
PERCENT CHANGE			619-	36-	16.39-	1+	1+	3-	13-	9+	8+	8+
	1.7-	6.8+	5.0+	34.0-	37.1-	100.0+	*	*	56.5-	10.7+	8.7+	30.8+

JAN THRU DEC 84-83

PAGE 48
WEST VIRGINIA U C R CRIME INDEX REPORT

IDENTIFIER	POPULATION	CRIME RATE	TOTAL OFFEN	TOTAL CLEARED	PERCENT CLEARED	MURDER	RAPE	ROBBERY	FEL ASHLT	BREAK ENTER	LARCENY THEFT	M/V THEFT
RURAL	29,801	5.70	170	39	22.94	2	1	0	7	62	75	23
	30,172	6.52	197	83	42.13	1	0	1	16	69	88	22
NUMERICAL CHANGE	371-	.82-	27-	44-	19.19-	1+	1+	1-	9-	7-	13-	1+
PERCENT CHANGE	1.2-	12.6-	13.7-	53.0-	45.5-	100.0+	*	*	56.3-	10.1-	14.8-	4.5+
SHERIFF			0	0	.00	0	0	0	0	0	0	0
			1	1	100.00	1	0	0	0	0	0	0
NUMERICAL CHANGE			1-	1-	100.00-	1-	0	0	0	0	0	0
PERCENT CHANGE			*	*	*	*						
STATE POLICE			170	39	22.94	2	1	0	7	62	75	23
			196	82	41.83	0	0	1	16	69	88	22
NUMERICAL CHANGE			26-	43-	18.89-	2+	1+	1-	9-	7-	13-	1+
PERCENT CHANGE			13.3-	52.4-	45.2-	*	*	*	56.3-	10.1-	14.8-	4.5+
MUNICIPAL	6,064	13.52	82	31	37.80	0	0	0	3	31	37	11
	6,312	6.81	43	23	53.68	0	0	2	7	15	15	4
NUMERICAL CHANGE	248-	6.71+	39+	8+	15.68-	0	0	2-	4-	16+	22+	7+
PERCENT CHANGE	3.9-	98.5+	90.7+	34.8+	29.3-	0	0	*	57.1-	106.7+	146.7+	175.0+
MULLENS PD	2,752	10.17	28	22	78.57	0	0	0	2	9	13	4
	2,976	8.40	25	13	52.00	0	0	1	7	8	8	1
NUMERICAL CHANGE	224-	1.77+	3+	9+	26.57+	0	0	1-	5-	1+	5+	3+
PERCENT CHANGE	7.5-	21.1+	12.0+	69.2+	51.1+	0	0	*	71.4-	12.5+	62.5+	300.0+
PINEVILLE PD	1,135	9.69	11	2	18.18	0	0	0	0	8	2	1
	1,159	6.03	7	6	85.71	0	0	0	0	2	3	2
NUMERICAL CHANGE	24-	3.66+	4+	4-	67.53-	0	0	0	0	6+	1-	1-
PERCENT CHANGE	2.1-	60.7+	57.1+	66.7-	78.8-	0	0	0	0	300.0+	33.3-	50.0-
OCEANA PD	2,177	19.75	43	7	16.27	0	0	0	1	14	22	6
	2,177	5.05	11	4	36.36	0	0	1	0	5	4	1
NUMERICAL CHANGE	0	14.70+	32+	3+	20.09-	0	0	1-	1+	9+	18+	5+
PERCENT CHANGE	.0	291.1+	290.9+	75.0+	55.3-	0	0	*	*	180.0+	450.0+	500.0+

PART I ARRESTS BY CHARGE AND AGENCY TYPE

The report in this section details the number of persons arrested for Part I Offenses for the reporting periods of 1983 and 1984. Definitions for each of the Part I Offenses may be found in this book in the Table of Contents under the category entitled "Classification of Offenses."

JAN THRU DEC 84-83

PART I ARRESTS BY CHARGE AND AGENCY TYPE
 JUVENILE ADULTS GRAND CRIMINAL HOMICIDE FORCIBLE ROBBERY AGGRAV BURGULARY LARCENY AUTO
 TOTAL MURDER NEG MANSL RAPE ASSAULT THEFT

AGENCY	TOTAL	JUVENILE	ADULTS	GRAND	CRIMINAL	HOMICIDE	FORCIBLE	ROBBERY	AGGRAV	BURGULARY	LARCENY	AUTO THEFT
WEST VIRGINIA	84	2480	8601	11081	102	11	172	358	1141	2672	5960	665
CHANGE	83	2323	8849	11172	111	14	157	351	1091	2795	6005	648
RURAL	84	870	4096	4966	74	9	109	181	714	1695	1825	359
CHANGE	83	858	4355	5213	84	8	101	160	677	1777	2057	349
HERIFF'S	84	187	1900	2087	22	5	33	66	389	572	869	131
CHANGE	83	233	2034	2267	21	5	27	73	351	594	1087	109
STATE POLICE	84	683	2196	2879	52	4	76	115	325	1123	956	228
CHANGE	83	625	2321	2946	63	3	74	87	326	1183	970	240
MUNICIPAL	84	1610	4505	6115	28	2	63	177	427	977	6135	306
CHANGE	83	1465	4494	5959	27	6	56	191	414	1018	3948	299
BARBOUR CTY	84	10	57	67	0	0	0	3	4	34	25	1
CHANGE	83	15	38	53	0	1	0	0	6	8	32	6
RURAL	84	8	37	45	0	0	0	3	4	30	8	0
CHANGE	83	13	30	43	0	1	0	0	4	6	27	5
SHERIFF	84	4	3	7	0	0	0	0	1	5	1	0
CHANGE	83	1	10	11	0	0	0	0	2	2	7	0
STATE POLICE	84	4	34	38	0	0	0	3	3	25	7	0
CHANGE	83	12	20	32	0	1	0	0	2	4	20	5
MUNICIPAL	84	2	20	22	0	0	0	0	0	4	17	1
CHANGE	83	2	8	10	0	0	0	0	2	2	5	1
BELINGTON PD	84	0	0	0	0	0	0	0	0	0	0	0
CHANGE	83	2	2	4	0	0	0	0	0	2	2	0
PHILIPPI PD	84	2	20	22	0	0	0	0	0	4	17	1
CHANGE	83	0	6	6	0	0	0	0	2	0	3	1
		2+	14+	16+	0	0	0	0	2-	4+	14+	0

JAN THRU DEC 84-83

PART I ARRESTS BY CHARGE AND AGENCY TYPE

PAGE 2
JUVENILE ADULTS GRAND CRIMINAL MURDER NEG MANSLS RAPE ROBBERY AGGRAV ASSAULT BURGLARY LARCENY AUTO THEFT

AGENCY	TOTAL	JUVENILE	ADULTS	GRAND	CRIMINAL	MURDER	NEG	MANSLS	RAPE	ROBBERY	AGGRAV	BURGLARY	LARCENY	AUTO	THEFT
BERKELEY CTY	84	124	197	321	5	1	19	21	102	156	17				
CHANGE	83	96	207	303	1	6	14	84	150	19					
RURAL	84	39	94	133	2	0	0	9	44	57	7				
CHANGE	83	27	94	121	1+	0	0	3	34	52	11				
SHERIFF	84	16	37	53	0	0	0	0	9	40	1				
CHANGE	83	12	42	54	1	0	0	2	10	31	0				
STATE POLICE	84	23	57	80	2	0	0	9	35	17	6				
CHANGE	83	15	52	67	0	0	0	1	24	21	11				
MUNICIPAL	84	85	103	188	3	1	12	12	58	99	10				
CHANGE	83	69	113	182	0	3	11	12	50	98	8				
MARTINSBURG PD	84	85	103	188	3	0	1	12	58	99	10				
CHANGE	83	69	113	182	0	0	3	11	50	98	8				
BOONE CTY	84	17	87	104	2	2	3	6	43	38	10				
CHANGE	83	8	138	146	4	1	4	10	76	45	7				
RURAL	84	12	67	79	2	0	0	0	33	7	3+				
CHANGE	83	8	125	133	4	0	0	2	35	27	6				
SHERIFF	84	0	7	7	0	0	0	0	4	3	4				
CHANGE	83	0	36	36	1	0	0	1	10	21	0				
STATE POLICE	84	12	60	72	2	0	2	2	31	24	6				
CHANGE	83	8	89	97	3	0	1	2	18	18	4				
MUNICIPAL	84	5	20	25	0	0	0	1	8	11	4				
CHANGE	83	0	13	13	0	0	0	0	3	6	3				
MADISON PD	84	0	11	11	0	0	0	1	5	5	2				
CHANGE	83	0	3	3	0	0	0	0	1	2	0				

JAN THRU DEC 84-83

PART I ARRESTS BY CHARGE AND AGENCY TYPE
JUVENILE ADULTS GRAND CRIMINAL HOMICIDE FORCIBLE ROBBERY AGGRAV BURGLARY LARCENY AUTO
TOTAL MURDER NEG MANSL RAPE ASSAULT THEFT

AGENCY	CHARGE	JUVENILE	ADULTS	GRAND TOTAL	MURDER	NEG MANSL	RAPE	ROBBERY	AGGRAV ASSAULT	BURGLARY	LARCENY	AUTO THEFT
WHITESVILLE PD	84	4	2	6	0	0	0	0	1	3	2	0
	83	0	0	0	0	0	0	0	0	0	0	0
	CHANGE	4+	2+	6+	0	0	0	0	1+	3+	2+	0
DANVILLE PD	84	1	7	8	0	0	0	0	0	2	4	2
	83	0	10	10	0	0	0	0	1	2	4	3
	CHANGE	1+	3-	2-	0	0	0	0	1-	0	0	1-

 BRAXTON CTY
 84 0 21 21 42 1 0 0 0 9 5 5 0
 83 2 21 23 44 0 0 0 1 2 6 12 2
 CHANGE 2- 0 2- 2- 1+ 0 0 1- 7+ 1- 17- 2-

AGENCY	CHARGE	JUVENILE	ADULTS	GRAND TOTAL	MURDER	NEG MANSL	RAPE	ROBBERY	AGGRAV ASSAULT	BURGLARY	LARCENY	AUTO THEFT
RURAL	84	0	20	20	1	0	1	0	9	4	5	0
	83	2	21	23	0	0	0	1	2	6	12	2
	CHANGE	2-	1-	3-	1+	0	1+	1-	7+	2-	7-	2-

AGENCY	CHARGE	JUVENILE	ADULTS	GRAND TOTAL	MURDER	NEG MANSL	RAPE	ROBBERY	AGGRAV ASSAULT	BURGLARY	LARCENY	AUTO THEFT
SHERIFF	84	0	1	1	0	0	0	0	0	1	0	0
	83	0	13	13	0	0	0	0	0	4	8	0
	CHANGE	0	12-	12-	0	0	0	1-	0	3-	8-	0

AGENCY	CHARGE	JUVENILE	ADULTS	GRAND TOTAL	MURDER	NEG MANSL	RAPE	ROBBERY	AGGRAV ASSAULT	BURGLARY	LARCENY	AUTO THEFT
STATE POLICE	84	0	19	19	1	0	1	0	9	3	5	0
	83	2	8	10	0	0	0	0	2	2	4	2
	CHANGE	2-	11+	9+	1+	0	1+	0	7+	1+	1+	2-

AGENCY	CHARGE	JUVENILE	ADULTS	GRAND TOTAL	MURDER	NEG MANSL	RAPE	ROBBERY	AGGRAV ASSAULT	BURGLARY	LARCENY	AUTO THEFT
MUNICIPAL	84	0	1	1	0	0	0	0	0	1	0	0
	83	0	0	0	0	0	0	0	0	0	0	0
	CHANGE	0	1+	1+	0	0	0	0	0	1+	0	0

AGENCY	CHARGE	JUVENILE	ADULTS	GRAND TOTAL	MURDER	NEG MANSL	RAPE	ROBBERY	AGGRAV ASSAULT	BURGLARY	LARCENY	AUTO THEFT
GASSAWAY PD	84	0	0	0	0	0	0	0	0	0	0	0
	83	0	0	0	0	0	0	0	0	0	0	0
	CHANGE	0	0	0	0	0	0	0	0	0	0	0

AGENCY	CHARGE	JUVENILE	ADULTS	GRAND TOTAL	MURDER	NEG MANSL	RAPE	ROBBERY	AGGRAV ASSAULT	BURGLARY	LARCENY	AUTO THEFT
SUTTON PD	84	0	1	1	0	0	0	0	0	1	0	0
	83	0	0	0	0	0	0	0	0	0	0	0
	CHANGE	0	1+	1+	0	0	0	0	0	1+	0	0

AGENCY	CHARGE	JUVENILE	ADULTS	GRAND TOTAL	MURDER	NEG MANSL	RAPE	ROBBERY	AGGRAV ASSAULT	BURGLARY	LARCENY	AUTO THEFT
BURNSVILLE PD	84	0	0	0	0	0	0	0	0	0	0	0
	83	0	0	0	0	0	0	0	0	0	0	0
	CHANGE	0	0	0	0	0	0	0	0	0	0	0

 BROOKE CTY
 84 10 69 79 89 0 0 0 2 13 18 39 5
 83 5 34 39 44 0 0 0 1 7 9 18 1
 CHANGE 5+ 35+ 40+ 45+ 0 0 0 1+ 6+ 9+ 21+ 4+

AGENCY	CHARGE	JUVENILE	ADULTS	GRAND TOTAL	MURDER	NEG MANSL	RAPE	ROBBERY	AGGRAV ASSAULT	BURGLARY	LARCENY	AUTO THEFT
RURAL	84	4	56	60	0	0	1	2	13	16	25	3
	83	0	24	24	0	0	1	3	4	7	8	1
	CHANGE	4+	32+	36+	0	0	0	1-	9+	9+	17+	2+

PART I ARRESTS BY CHARGE AND AGENCY TYPE

PAGE 4

AGENCY	CHARGE	JUVENILE		ADULTS		GRAND TOTAL	MURDER	NEG	HOMICIDE	FORCIBLE RAPE	ROBBERY	AGGRAV ASSAULT	BURGLARY	LARCENY	AUTO THEFT
		ADULTS	ADULTS	ADULTS	ADULTS										
SHERIFF	84	4	52	56	0	0	1	2	13	15	23	2			
	83	0	13	13	0	0	1	3	1	4	3	1			
	CHANGE	4+	39+	43+	0	0	0	1-	12+	11+	20+	1+			
STATE POLICE	84	0	4	4	0	0	0	0	0	1	2	0			
	83	0	11	11	0	0	0	0	0	0	0	0			
	CHANGE	0	7-	7-	0	0	0	0	3-	2-	3-	0			
MUNICIPAL	84	6	13	19	0	0	1	0	0	2	14	2			
	83	5	10	15	0	0	0	0	3	2	10	0			
	CHANGE	1+	3+	4+	0	0	1+	0	3-	0	4+	2+			
FOLLANSBEE PD	84	0	0	0	0	0	0	0	0	0	0	0			
	83	0	0	0	0	0	0	0	0	0	0	0			
	CHANGE	0	0	0	0	0	0	0	0	0	0	0			
WELLSBURG PD	84	6	11	17	0	0	1	0	0	2	13	1			
	83	5	10	15	0	0	0	0	3	2	10	0			
	CHANGE	1+	1+	2+	0	0	1+	0	3-	0	3+	1+			
BETHANY PD	84	0	2	2	0	0	0	0	0	0	1	1			
	83	0	0	0	0	0	0	0	0	0	0	0			
	CHANGE	0	2+	2+	0	0	0	0	0	0	1+	1+			
CABELL CTY	84	319	1017	1336	9	1	18	48	210	162	817	71			
	83	297	1032	1329	9	2	14	40	155	192	844	73			
	CHANGE	22+	15-	7+	0	1-	4+	8+	55+	30-	27-	2-			
RURAL	84	36	214	250	5	0	4	8	61	29	133	10			
	83	53	240	293	6	0	6	3	31	54	178	15			
	CHANGE	17-	26-	43-	1-	0	2-	5+	30+	25-	45-	5-			
SHERIFF	84	26	166	192	3	0	4	5	55	23	94	8			
	83	43	204	247	2	0	5	3	27	42	157	11			
	CHANGE	17-	38-	55-	1+	0	1-	2+	28+	19-	63-	3-			
STATE POLICE	84	10	48	58	2	0	0	3	6	6	39	2			
	83	10	36	46	4	0	1	0	4	12	21	4			
	CHANGE	0	12+	12+	2-	0	1-	3+	2+	6-	18+	2-			
MUNICIPAL	84	283	803	1086	4	1	14	40	149	133	684	61			
	83	244	792	1036	3	2	8	37	124	138	666	58			
	CHANGE	39+	11+	50+	1+	1-	6+	3+	25+	5-	18+	3+			
BARBOURSVILLE PD	84	35	47	82	0	0	0	0	0	5	76	1			
	83	21	78	99	0	0	0	0	7	8	82	2			
	CHANGE	14+	31-	17-	0	0	0	0	7-	3-	6-	1-			
HUNTINGTON PD	84	238	743	981	4	1	14	40	148	119	598	57			
	83	222	707	929	3	2	7	37	115	128	582	55			
	CHANGE	16+	36+	52+	1+	1-	7+	3+	33+	9-	16+	2+			

JAN THRU DEC 84-83

PAGE 5

PART I ARRESTS BY CHARGE AND AGENCY TYPE
JUVENILE ADULTS GRAND CRIMINAL HOMICIDE FORCIBLE ROBBERY AGGRAV BURGLARY LARCENY AUTO
TOTAL MURDER NEG MANSL RAPE ASSAULT

AGENCY	CHARGE	84	83	CHANGE	JUVENILE	ADULTS	GRAND	CRIMINAL	HOMICIDE	FORCIBLE	ROBBERY	AGGRAV	BURGLARY	LARCENY	AUTO
MILTON PD		3	1	2+	6	2	9	0	0	0	0	0	3	3	3
	CHANGE	2+	4+	6+	0	0	0	0	0	0	0	0	1	0	1
MU SECURITY POLICE		7	0	7	14	0	0	0	0	0	0	1	6	7	0
	CHANGE	7+	2+	9+	0	0	0	0	0	0	0	1-	1	2	0
CALHOUN CITY	TOTAL	6	41	47	2	0	0	0	0	0	0	4	29	12	0
	CHANGE	3-	19+	16+	2+	0	0	0	0	0	0	7	12	11	1
RURAL		6	41	47	2	0	0	0	0	0	0	4	29	12	0
	CHANGE	3-	19+	16+	2+	0	0	0	0	0	0	3-	17+	11	1-
SHERIFF		0	0	0	0	0	0	0	0	0	0	0	0	0	0
	CHANGE	0	0	0	0	0	0	0	0	0	0	0	0	0	0
STATE POLICE		6	41	47	2	0	0	0	0	0	0	4	29	12	0
	CHANGE	3-	19+	16+	2+	0	0	0	0	0	0	3-	17+	11	1-
MUNICIPAL		0	0	0	0	0	0	0	0	0	0	0	0	0	0
	CHANGE	0	0	0	0	0	0	0	0	0	0	0	0	0	0
GRANTSVILLE PD		0	0	0	0	0	0	0	0	0	0	0	0	0	0
	CHANGE	0	0	0	0	0	0	0	0	0	0	0	0	0	0
CLAY CITY	TOTAL	32	126	158	0	0	0	0	0	0	2	30	79	30	10
	CHANGE	19+	75+	94+	0	0	0	0	0	0	2+	12+	49+	17+	7+
RURAL		32	126	158	0	0	0	0	0	0	2	30	79	30	10
	CHANGE	19+	75+	94+	0	0	0	0	0	0	2+	12+	49+	17+	7+
SHERIFF		0	15	15	0	0	0	0	0	0	0	1	12	2	0
	CHANGE	0	10	10	0	0	0	0	0	0	0	2	4	4	0
STATE POLICE		32	111	143	0	0	0	0	0	0	2	29	67	28	10
	CHANGE	19+	70+	89+	0	0	0	0	0	0	2	16	26	9	3

JAN THRU DEC 84-83

PAGE 6

PART I ARRESTS BY CHARGE AND AGENCY TYPE

JUVENILE ADULTS GRAND CRIMINAL HOMICIDE FORCIBLE ROBBERY BURGLARY LARCENY AUTO

THEFT

	TOTAL	MURDER	NEG MANSL	RAPE	FORCIBLE	ROBBERY	AGGRAV	BURGLARY	LARCENY	AUTO
MUNICIPAL	84	0	0	0	0	0	0	0	0	0
CHANGE	83	0	0	0	0	0	0	0	0	0

	TOTAL	MURDER	NEG MANSL	RAPE	FORCIBLE	ROBBERY	AGGRAV	BURGLARY	LARCENY	AUTO
CLAY PD	84	0	0	0	0	0	0	0	0	0
CHANGE	83	0	0	0	0	0	0	0	0	0

 DODDRIDGE CTY TOTAL 84 21 29 0 0 0 0 4 11 12 2
 83 12 28 1 0 0 0 0 11 9 7
 CHANGE 4- 5+ 1- 0 0 0 4+ 0 3+ 5-

	TOTAL	MURDER	NEG MANSL	RAPE	FORCIBLE	ROBBERY	AGGRAV	BURGLARY	LARCENY	AUTO
RURAL	84	6	20	0	0	0	3	10	11	2
CHANGE	83	12	16	0	0	0	0	11	9	7

	TOTAL	MURDER	NEG MANSL	RAPE	FORCIBLE	ROBBERY	AGGRAV	BURGLARY	LARCENY	AUTO
SHERIFF	84	0	3	0	0	0	0	1	2	0
CHANGE	83	0	2	0	0	0	0	0	2	0

	TOTAL	MURDER	NEG MANSL	RAPE	FORCIBLE	ROBBERY	AGGRAV	BURGLARY	LARCENY	AUTO
STATE POLICE	84	6	17	0	0	0	3	9	7	2
CHANGE	83	12	14	0	0	0	0	11	7	7

	TOTAL	MURDER	NEG MANSL	RAPE	FORCIBLE	ROBBERY	AGGRAV	BURGLARY	LARCENY	AUTO
MUNICIPAL	84	2	1	0	0	0	1	1	1	0
CHANGE	83	0	0	0	0	0	0	0	0	0

	TOTAL	MURDER	NEG MANSL	RAPE	FORCIBLE	ROBBERY	AGGRAV	BURGLARY	LARCENY	AUTO
WEST UNION PD	84	2	1	0	0	0	1	1	1	0
CHANGE	83	0	0	0	0	0	0	0	0	0

 FAYETTE CTY TOTAL 84 79 355 434 8 1 7 18 42 139 196 23
 83 76 314 390 9 1 12 15 45 128 171 9
 CHANGE 3+ 41+ 44+ 5- 3- 11+ 25+ 14+

	TOTAL	MURDER	NEG MANSL	RAPE	FORCIBLE	ROBBERY	AGGRAV	BURGLARY	LARCENY	AUTO
RURAL	84	52	239	291	4	7	16	129	78	15
CHANGE	83	45	198	243	8	11	15	93	66	9

	TOTAL	MURDER	NEG MANSL	RAPE	FORCIBLE	ROBBERY	AGGRAV	BURGLARY	LARCENY	AUTO
SHERIFF	84	9	117	126	1	5	10	49	32	4
CHANGE	83	24	113	137	1	3	14	47	40	7

	TOTAL	MURDER	NEG MANSL	RAPE	FORCIBLE	ROBBERY	AGGRAV	BURGLARY	LARCENY	AUTO
STATE POLICE	84	43	122	165	3	2	6	80	46	11
CHANGE	83	21	85	106	4	8	1	46	26	2

	TOTAL	MURDER	NEG MANSL	RAPE	FORCIBLE	ROBBERY	AGGRAV	BURGLARY	LARCENY	AUTO
CHANGE	84	22+	37+	59+	1-	6-	5+	34+	20+	9+

JAN THRU DEC 84-83

PART I ARRESTS BY CHARGE AND AGENCY TYPE

JUVENILE ADULTS GRAND CRIMINAL HOMICIDE FORCIBLE ROBBERY AGGRAV BURGLARY LARCENY AUIU
TOTAL MURDER NEG MANSL RAPE ASSAULT

PAGE 7

AGENCY TYPE

MUNICIPAL

84 27 116 143 4 0 0 1 2 1 10 118 8
83 31 116 147 1 0 0 1 0 5 35 105 0
CHANGE 4- 0 4- 3+ 1- 1- 2+ 4- 13+ 8+

ANSTED PD

84 0 1 1 0 0 0 0 0 0 1 0 0 0
83 4 4 4 0 0 0 0 0 0 0 4 4 0
CHANGE 3- 0 3- 0 0 0 0 0 0 0 1+ 4- 0

FAYETTEVILLE PD

84 5 3 8 0 0 0 0 1 0 2 1 1 4
83 2 2 2 0 0 0 0 0 0 1 0 1 0
CHANGE 1+ 1+ 6+ 0 0 0 0 0 0 0 0 0 0 4+

MONTGOMERY P

84 7 66 73 1 0 0 0 1 1 0 68 2
83 11 63 74 0 0 0 1 0 2 4 67 0
CHANGE 4- 3+ 1- 1+ 1- 1- 1+ 1- 1+ 4- 1+ 2+

MOUNT HOPE PD

84 7 6 13 0 0 0 0 0 0 6 7 0 0
83 8 8 16 1 0 0 0 0 1 9 5 0 0
CHANGE 1- 2- 3- 1- 0 0 0 0 0 1- 3- 2+ 0

OAK HILL PD

84 5 39 44 3 0 0 0 0 0 1 39 1
83 7 29 36 0 0 0 0 0 1 8 27 0 0
CHANGE 2- 10+ 8+ 3+ 0 0 0 0 0 1- 7- 12+ 1+

MEADOW BRIDGE PD

84 0 0 0 0 0 0 0 0 0 0 0 0 0
83 0 0 0 0 0 0 0 0 0 0 0 0 0
CHANGE 0 0 0 0 0 0 0 0 0 0 0 0 0

SMITHERS PD

84 0 0 0 0 0 0 0 0 0 0 0 0 0
83 4 4 4 0 0 0 0 0 0 3 0 0 0
CHANGE 4- 4- 4- 0 0 0 0 0 0 1- 3- 0 0

PAX PD

84 0 0 0 0 0 0 0 0 0 0 0 0 0
83 0 0 0 0 0 0 0 0 0 0 0 0 0
CHANGE 0 0 0 0 0 0 0 0 0 0 0 0 0

W VA TECH SECURITY

84 0 1 1 1 0 0 0 0 0 0 1 1 0
83 0 1 1 1 0 0 0 0 0 0 0 1 0
CHANGE 0 0 0 0 0 0 0 0 0 0 0 0 0

GAULEY BRIDGE PD

84 3 5 3 0 0 0 0 0 0 0 2 1
83 10 5 10 0 0 0 0 0 0 10 0 0
CHANGE 2- 5- 7- 0 0 0 0 0 0 0 2+ 1+

GILMER CTY TOTAL

84 5 18 23 0 0 0 0 1 1 1 18 2
83 2 18 20 0 0 0 1 0 3 13 15 0
CHANGE 3+ 0 3+ 0 0 0 1- 1+ 2- 12- 15+ 2+

RURAL

84 0 7 7 0 0 0 0 1 1 0 3 2
83 2 11 13 0 0 0 0 0 1 9 3 0
CHANGE 2- 4- 6- 0 0 0 0 0 0 0 0 0 2+

JAN THRU DEC 84-83

PART I ARRESTS BY CHARGE AND AGENCY TYPE

PAGE 8

	JUVENILE		ADULTS		GRAND TOTAL	MURDER	CRIMINAL	HOMICIDE	FORCIBLE	ROBBERY	AGGRAV ASSAULT	BURGLARY	LARCENY	AUTO THEFT
	0	1	1	1										
SHERIFF	0	1	0	0	1	0	0	0	0	0	0	0	1	0
83	1	7	0	0	8	0	0	0	0	0	1	7	0	0
CHANGE	1-	6-	0	0	7-	0	0	0	0	0	1-	7-	1+	0
STATE POLICE	0	6	0	0	6	0	0	0	0	1	1	0	2	2
83	1	4	0	0	5	0	0	0	0	0	0	2	3	0
CHANGE	1-	2+	0	0	1+	0	0	0	0	1+	1+	2-	1-	2+
MUNICIPAL	5	11	0	0	16	0	0	0	0	0	0	1	15	0
83	0	7	0	0	7	0	0	1	1-	0	2	4	0	0
CHANGE	5+	4+	0	0	9+	0	0	0	0	0	2-	3-	15+	0
GLENVILLE PD	5	9	0	0	14	0	0	0	0	0	0	1	13	0
83	0	7	0	0	7	0	0	1	1-	0	2	4	0	0
CHANGE	5+	2+	0	0	7+	0	0	0	0	0	2-	3-	13+	0
GLENVILLE ST SECURITY	0	2	0	0	2	0	0	0	0	0	0	0	2	0
83	0	0	0	0	0	0	0	0	0	0	0	0	0	0
CHANGE	0	2+	0	0	2+	0	0	0	0	0	0	0	2+	0
GRANT CTY TOTAL	3	9	12	0	24	0	0	0	0	0	3	4	4	1
83	12	18	30	1	51	0	0	0	0	0	2	10	12	5
CHANGE	9-	9-	18-	1-	18-	0	0	0	0	0	1+	6-	8-	4-
RURAL	0	8	0	0	8	0	0	0	0	0	3	3	2	0
83	9	18	27	1	55	0	0	0	0	0	2	10	12	2
CHANGE	9-	10-	19-	1-	19-	0	0	0	0	0	1+	7-	10-	2-
SHERIFF	0	2	0	0	2	0	0	0	0	0	2	0	0	0
83	0	0	0	0	0	0	0	0	0	0	0	0	0	0
CHANGE	0	2+	2+	0	2+	0	0	0	0	0	2+	0	0	0
STATE POLICE	0	6	6	0	12	0	0	0	0	0	1	3	2	0
83	9	18	27	1	55	0	0	0	0	0	2	10	12	2
CHANGE	9-	12-	21-	1-	21-	0	0	0	0	0	1-	7-	10-	2-
MUNICIPAL	3	1	4	0	8	0	0	0	0	0	0	1	2	1
83	3	0	3	0	6	0	0	0	0	0	0	0	0	3
CHANGE	0	1+	1+	0	1+	0	0	0	0	0	0	1+	2+	2-
PETERSBURG PD	3	1	4	0	8	0	0	0	0	0	0	1	2	1
83	3	0	3	0	6	0	0	0	0	0	0	0	0	3
CHANGE	0	1+	1+	0	1+	0	0	0	0	0	0	1+	2+	2-
BAYARD PD	0	0	0	0	0	0	0	0	0	0	0	0	0	0
83	0	0	0	0	0	0	0	0	0	0	0	0	0	0
CHANGE	0	0	0	0	0	0	0	0	0	0	0	0	0	0
GREENBRIER CTY TOTAL	18	60	78	2	160	0	0	0	0	2	13	23	30	8
83	16	59	75	1	151	0	0	0	0	1	0	25	41	6
CHANGE	2+	1+	3+	1+	9+	0	0	0	0	1+	13+	2-	11-	2+

AGENCY	84	83	CHANGE	JUVENILE	ADULTS	GRAND	TOTAL	MURDER	HOMICIDE	FORCIBLE	ROBBERY	AGGRAV	BURGLARY	LARCENY	AUTO
RURAL	84	52	38	4	7	56	2	0	0	0	2	13	13	23	3
	83	14+	45	3-	1+	11+	1	0	1	1-	0	13+	11	27	5
	CHANGE										2+		2+	4-	2-
SHERIFF	84	2	6	0	0	2	0	0	0	0	0	0	2	0	0
	83	4-	6	0	1	4-	1-	0	0	0	0	0	4	0	1
	CHANGE										0	0	2-	0	1-
STATE POLICE	84	50	32	4	7	54	2	0	0	0	2	13	11	23	3
	83	18+	39	3-	0	15+	2+	1	1-	1-	0	13+	7	27	4
	CHANGE										2+		4+	4-	1-
MUNICIPAL	84	8	21	14	9	22	0	0	0	0	0	0	10	7	5
	83	13-	8-	5+	21	30	0	0	0	0	1	0	14	14	1
	CHANGE										1-	0	4-	7-	4+
LEWISBURG PD	84	4	11	9	2	13	0	0	0	0	0	0	8	0	5
	83	7-	0	7+	11	0	0	0	0	0	1	0	2	9	1
	CHANGE										1-	0	6+	9-	4+
RAINELLE PD	84	0	0	0	0	0	0	0	0	0	0	0	0	0	0
	83	0	0	0	0	0	0	0	0	0	0	0	0	0	0
	CHANGE										0	0	0	0	0
RONCEVERTE PD	84	2	4	2	4	2	0	0	0	0	0	0	2	0	0
	83	4-	8	4	4	6-	0	0	0	0	0	0	7	1	0
	CHANGE										0	0	5-	1-	0
WHITE SULPHUR SPRINGS PD	84	4	5	0	1	4	0	0	0	0	0	0	0	4	0
	83	1-	6	1	5	2-	0	0	0	0	0	0	3	3	0
	CHANGE										0	0	3-	1+	0
QUINWOOD PD	84	3	1	3	1	3	0	0	0	0	0	0	0	3	0
	83	1+	0	1+	1-	0	0	0	0	0	0	0	2	1	0
	CHANGE										0	0	2-	2+	0
RUPERT PD	84	0	0	0	0	0	0	0	0	0	0	0	0	0	0
	83	0	0	0	0	0	0	0	0	0	0	0	0	0	0
	CHANGE										0	0	0	0	0
HAMPSHIRE CTY TOTAL	84	79	50	16	21	95	0	0	0	0	4	11	66	31	3
	83	29+	71	5-	5-	24+	0	0	1-	1-	0	10+	31	26	12
	CHANGE										4+		15+	5+	9-
RURAL	84	72	49	16	16	88	0	0	0	0	4	11	46	24	3
	83	23+	65	0	16	23+	0	0	0	1-	0	1	31	22	10
	CHANGE										4+	10+	15+	2+	7-
SHERIFF	84	3	13	3	8	16	0	0	0	0	0	0	7	8	1
	83	1-	22	5-	14	22	0	0	0	0	0	0	5	11	6
	CHANGE										0	0	2+	3-	5-

 HAMPSHIRE CTY TOTAL

JAN THRU DEC 84-83

PAGE 10

PART I ARRESTS BY CHARGE AND AGENCY TYPE

CHARGE	JUVENILE	ADULTS	GRAND TOTAL	MURDER	CRIMINAL	HOMICIDE	FORCIBLE	ROBBERY	AGGRAV ASSAULT	BURGLARY	LARCENY	AULU THEFT
STATE POLICE 84	13	59	72	0	0	0	0	4	11	39	16	2
83	8	35	43	0	0	0	1	0	1	26	11	4
CHANGE	5+	24+	29+	0	0	0	1-	4+	10+	13+	5+	2-
MUNICIPAL	0	7	7	0	0	0	0	0	0	0	7	0
83	5	1	6	0	0	0	0	0	0	0	4	2
CHANGE	5-	6+	1+	0	0	0	0	0	0	0	3+	2-
ROMNEY PD	0	7	7	0	0	0	0	0	0	0	7	0
83	5	1	6	0	0	0	0	0	0	0	4	2
CHANGE	5-	6+	1+	0	0	0	0	0	0	0	3+	2-
HANCOCK CTY TOTAL	35	99	134	2	0	0	3	0	7	37	84	1
84	37	107	144	0	0	0	0	3	5	31	103	2
CHANGE	2-	8-	10-	2+	0	0	3+	3-	2+	6+	19-	1-
RURAL	5	36	41	2	0	0	2	0	5	19	13	0
83	0	32	32	0	0	0	0	1	1	14	14	2
CHANGE	5+	4+	9+	2+	0	0	2+	1-	4+	5+	1-	2-
SHERIFF	1	36	37	2	0	0	2	0	5	15	13	0
83	0	29	29	0	0	0	0	1	1	12	14	1
CHANGE	1+	7+	8+	2+	0	0	2+	1-	4+	3+	1-	1-
STATE POLICE 84	4	0	4	0	0	0	0	0	0	4	0	0
83	0	3	3	0	0	0	0	0	0	2	0	1
CHANGE	4+	3-	1+	0	0	0	0	0	0	2+	0	1-
MUNICIPAL	30	63	93	0	0	0	1	0	2	18	71	1
83	37	75	112	0	0	0	0	2	4	17	89	0
CHANGE	7-	12-	19-	0	0	0	1+	2-	2-	1+	18-	1+
CHESTER PD	0	4	4	0	0	0	0	0	0	3	1	0
83	7	4	11	0	0	0	0	0	0	2	9	0
CHANGE	7-	0	7-	0	0	0	0	0	0	1+	8-	0
WEIRTON PD	30	56	86	0	0	0	1	0	2	12	70	1
83	30	71	101	0	0	0	0	2	4	15	80	0
CHANGE	0	15-	15-	0	0	0	1+	2-	2-	3-	10-	1+
NEW CUMBERLAND PD	0	3	3	0	0	0	0	0	0	3	0	0
83	0	0	0	0	0	0	0	0	0	0	0	0
CHANGE	0	3+	3+	0	0	0	0	0	0	3+	0	0
HARDY CTY TOTAL	5	16	21	0	0	0	1	0	4	7	8	1
83	5	22	27	0	0	0	0	0	2	3	21	1
CHANGE	0	6-	6-	0	0	0	1+	0	2+	4+	13-	0

JAN THRU DEC 84-83

PAGE 11

PART I ARRESTS BY CHARGE AND AGENCY TYPE

JUVENILE ADULTS GRAND CRIMINAL MURDER HOMICIDE FORCIBLE RAPE

AGGRAV ASSAULT BURGLARY LARCENY AUTO THEFT

RURAL 84 15 17 0 0 0 1 0 0 4 6 6 0
 83 22 25 0 0 0 0 0 0 2 3 19 1
 CHANGE 1- 8- 7- 1+ 2+ 3+ 13- 1-

SHERIFF 84 3 3 0 0 0 0 0 0 0 2 1 0
 83 13 13 0 0 0 0 0 0 1 0 12 0
 CHANGE 0 10- 0 0 0 0 0 0 1- 2+ 11- 0

STATE POLICE 84 12 14 0 0 0 1 0 0 4 4 5 0
 83 9 12 0 0 0 0 0 0 1 3 7 1
 CHANGE 1- 2+ 1+ 3+ 1+ 2- 1- 1-

MUNICIPAL 84 1 4 0 0 0 0 0 0 0 1 2 1
 83 0 2 0 0 0 0 0 0 0 0 2 0
 CHANGE 1+ 2+ 0 0 0 0 0 0 1+ 0 0 1+

MOOREFIELD PD 84 0 0 0 0 0 0 0 0 0 0 0 0
 83 2 2 0 0 0 0 0 0 0 0 2 0
 CHANGE 2- 2- 0 0 0 0 0 0 2- 0 0

WARDENSVILLE PD 84 1 4 0 0 0 0 0 0 0 1 2 1
 83 0 0 0 0 0 0 0 0 0 0 0 0
 CHANGE 3+ 4+ 0 0 0 0 0 0 1+ 0 0 2+

HARRISON CTY TOTAL 84 56 406 1 0 0 2 7 11 59 299 27
 83 81 357 4 0 2 12 20 76 208 35
 CHANGE 25- 74+ 3- 5- 9- 17- 91+ 8-

RURAL 84 17 84 1 0 0 1 5 8 26 32 11
 83 21 78 2 0 0 2 3 13 28 28 5
 CHANGE 4- 6+ 1- 3+ 5- 2- 4+ 6+

SHERIFF 84 4 15 0 0 0 1 0 3 10 5 0
 83 0 11 0 0 0 0 2 2 3 3 1
 CHANGE 4+ 4+ 8+ 1+ 2- 1+ 7+ 2+

STATE POLICE 84 13 65 1 0 0 0 5 5 16 27 11
 83 21 67 2 0 0 0 0 11 25 25 4
 CHANGE 8- 2- 1- 5+ 6- 7+ 7+

MUNICIPAL 84 39 322 0 0 0 1 2 3 33 267 16
 83 60 279 2 0 2 10 7 48 180 30
 CHANGE 21- 64+ 2- 1- 4- 15- 87+ 14-

BRIDGEPORT PD 84 11 160 0 0 0 0 1 0 1 156 2
 83 9 87 0 0 0 0 2 0 6 86 2
 CHANGE 2+ 62+ 0 0 0 0 1- 0 5- 70+ 0

CLARKSBURG PD 84 17 135 0 0 0 1 1 3 27 91 12
 83 39 144 1 0 1 8 4 33 75 22
 CHANGE 22- 13+ 9- 1- 7- 1- 6- 10-

JAN THRU DEC 84-83

PART I ARRESTS BY CHARGE AND AGENCY TYPE

PAGE 12

GRAND CRIMINAL HOMICIDE FORCIBLE ROBBERY AGGRAV BURGLARY LARCENY AJ10
TOTAL MURDER NEG MANSL RAPE ASSAULT THEFT

AGENCY	CHARGE	JUVENILE	ADULTS	GRAND TOTAL	MURDER	NEG MANSL	RAPE	FORCIBLE	ROBBERY	AGGRAV ASSAULT	BURGLARY	LARCENY	AJ10 THEFT
SALEM PD	84	5	5	10	0	0	0	0	0	0	0	10	0
	83	2	14	16	1	0	1	0	0	3	4	5	2
	CHANGE	3+	9-	6-	1-	0	1-	0	0	3-	4-	5+	2-
SHINNSTON PD	84	0	0	0	0	0	0	0	0	0	0	0	0
	83	0	0	0	0	0	0	0	0	0	0	0	0
	CHANGE	0	0	0	0	0	0	0	0	0	0	0	0
STONEWOOD PD	84	2	0	2	0	0	0	0	0	0	0	2	0
	83	0	0	0	0	0	0	0	0	0	0	0	0
	CHANGE	2+	0	2+	0	0	0	0	0	0	0	2+	0
ANMOORE PD	84	2	0	2	0	0	0	0	0	0	1	0	1
	83	0	3	3	0	0	0	0	0	0	0	2	1
	CHANGE	2+	3-	1-	0	0	0	0	0	0	1+	2-	0
NUTTER FORT PD	84	0	9	9	0	0	0	0	0	0	0	8	1
	83	8	9	17	0	0	0	0	0	0	5	9	3
	CHANGE	8-	0	8-	0	0	0	0	0	0	5-	1-	2-
LUMBERPORT PD	84	2	2	4	0	0	0	0	0	0	4	0	0
	83	2	1	3	0	0	0	0	0	0	0	0	0
	CHANGE	0	1+	1+	0	0	0	0	0	0	4+	3-	0
LOST CREEK PD	84	0	0	0	0	0	0	0	0	0	0	0	0
	83	0	0	0	0	0	0	0	0	0	0	0	0
	CHANGE	0	0	0	0	0	0	0	0	0	0	0	0
WEST MILFORD PD	84	0	0	0	0	0	0	0	0	0	0	0	0
	83	0	0	0	0	0	0	0	0	0	0	0	0
	CHANGE	0	0	0	0	0	0	0	0	0	0	0	0
JACKSON CITY	84	22	65	87	0	2	1	0	0	7	25	36	16
	83	17	77	94	1	0	0	0	2	16	29	38	8
	CHANGE	5+	12-	7-	1-	2+	1+	2-	2-	9-	4-	2-	8+
RURAL	84	5	32	37	0	2	0	0	0	6	20	5	4
	83	7	44	51	1	0	0	0	2	14	19	13	2
	CHANGE	2-	12-	14-	1-	2+	0	0	2-	8-	1+	8-	2+
SHERIFF	84	3	20	23	0	2	0	0	0	6	10	3	2
	83	7	36	43	0	0	0	0	0	13	19	11	0
	CHANGE	4-	16-	20-	0	2+	0	0	0	7-	9-	8-	2+
STATE POLICE	84	2	12	14	0	0	0	0	0	0	10	2	2
	83	0	8	8	1	0	0	0	2	1	0	2	2
	CHANGE	2+	4+	6+	1-	0	0	0	2-	1-	10+	0	0
MUNICIPAL	84	17	33	50	0	0	1	0	0	1	5	31	12
	83	10	33	43	0	0	0	0	0	2	10	25	6
	CHANGE	7+	0	7+	0	0	1+	0	0	1-	5-	6+	6+

JAN THRU DEC 84-83

PART I ARRESTS BY CHARGE AND AGENCY TYPE

PAGE 13

	JUVENILE	ADULTS	GRAND TOTAL	MURDER	CRIMINAL	HOMICIDE	FORCIBLE	ROBBERY	AGGRAV ASSAULT	BURGLARY	LARCENY	AUTO THEFT
RAVENSWOOD PD	13	27	40	0	0	0	0	0	1	4	28	7
CHANGE	9	29	38	0	0	0	0	0	1	10	22	5
	4+	2-	2+	0	0	0	0	0	0	6-	6+	2+
RIPLEY PD	4	6	10	0	0	1	1	0	0	1	3	5
CHANGE	1	4	5	0	0	0	0	0	1	0	3	1
	3+	2+	5+	0	0	0	1+	0	1-	1+	0	4+
JEFFERSON CTY TOTAL	54	133	187	1	1	5	3	3	39	45	85	8
CHANGE	90	150	240	2	1	0	4	8	8	80	128	17
	36-	17-	53-	1-	0	5+	1-	31+	35-	35-	43-	9-
RURAL	26	82	108	1	1	4	4	3	11	35	47	6
CHANGE	39	96	135	2	1	0	4+	3	4	58	59	8
	13-	14-	27-	1-	0	0	0	0	7+	23-	12-	2-
SHERIFF	1	10	11	0	0	0	0	0	5	2	4	0
CHANGE	0	14	14	0	0	0	0	0	0	3	10	1
	1+	4-	3-	0	0	0	0	0	5+	1-	6-	1-
STATE POLICE	25	72	97	1	1	4	4	3	6	33	43	6
CHANGE	39	82	121	2	1	0	0	3	4	55	49	7
	14-	10-	24-	1-	0	4+	0	0	2+	22-	6-	1-
MUNICIPAL	28	51	79	0	0	1	1	0	28	10	38	2
CHANGE	51	54	105	0	0	0	0	1	4	22	69	9
	23-	3-	26-	0	0	1+	1+	1-	24+	12-	31-	7-
CHARLES TOWN PD	16	45	61	0	0	1	1	0	28	1	31	0
CHANGE	46	46	92	0	0	0	0	1	4	17	63	7
	30-	1-	31-	0	0	1+	1+	1-	24+	16-	32-	7-
SHEPHERDSTOWN PD	0	0	0	0	0	0	0	0	0	0	0	0
CHANGE	0	0	0	0	0	0	0	0	0	0	0	0
	0	0	0	0	0	0	0	0	0	0	0	0
RANSON PD	8	4	12	0	0	0	0	0	0	9	1	2
CHANGE	2	6	8	0	0	0	0	0	0	5	3	0
	6+	2-	4+	0	0	0	0	0	0	4+	2-	2+
HARPERS FERRY PD	4	2	6	0	0	0	0	0	0	0	6	0
CHANGE	3	2	5	0	0	0	0	0	0	0	3	2
	1+	0	1+	0	0	0	0	0	0	0	3+	2-
KANAWHA CTY TOTAL	431	1295	1726	10	0	22	71	162	316	1055	1055	90
CHANGE	327	1465	1792	14	0	26	62	167	418	1002	1002	103
	104+	170-	66-	4-	0	4-	9+	5-	102-	53+	53+	13-

JAN THRU DEC 84-83

PART I ARRESTS BY CHARGE AND AGENCY TYPE

14

PAGE

AGENCY	CHARGE	ADULTS		TOTAL	MURDER	NEG	MANSL	FORCIBLE	RAPE	ROBBERY	AGGRAV ASSAULT	BURGLARY	LARCENY	AUTO THEFT
		JUVENILE	ADULTS											
RURAL	84	117	417	534	4	0	0	10	0	24	74	165	206	51
	83	109	619	728	9	0	0	13	0	21	98	253	282	52
	CHANGE	8+	202-	194-	5-	0	0	3-	0	3+	24-	88-	76-	1-
SHERIFF	84	17	144	161	1	0	0	2	0	11	42	29	61	15
	83	42	293	335	2	0	0	8	0	5	66	86	145	23
	CHANGE	25-	149-	174-	1-	0	0	6-	0	6+	24-	57-	84-	8-
STATE POLICE	84	100	273	373	3	0	0	8	0	13	32	136	145	36
	83	67	326	393	7	0	0	5	0	16	32	167	137	29
	CHANGE	33+	53-	20-	4-	0	0	3+	0	3-	0	31-	8+	7+
MUNICIPAL	84	314	878	1192	6	0	0	12	0	47	88	151	849	39
	83	218	846	1064	5	0	0	13	0	41	69	165	720	51
	CHANGE	96+	32+	128+	1+	0	0	1-	0	6+	19+	14-	129+	12-
BELLE PD	84	0	0	0	0	0	0	0	0	0	0	0	0	0
	83	0	0	0	0	0	0	0	0	0	0	0	0	0
	CHANGE	0	0	0	0	0	0	0	0	0	0	0	0	0
CHARLESTON PD	84	266	635	901	3	0	0	8	0	37	78	92	658	25
	83	168	663	831	5	0	0	9	0	35	60	135	546	41
	CHANGE	98+	28-	70+	2-	0	0	1-	0	2+	18+	43-	112+	16-
DUNBAR PD	84	3	110	113	0	0	0	0	0	2	2	3	106	0
	83	18	89	107	0	0	0	1	0	2	1	16	85	2
	CHANGE	15-	21+	6+	0	0	0	1-	0	0	1+	13-	21+	2-
NITRO PD	84	8	12	20	0	0	0	2	0	2	3	7	5	1
	83	3	9	12	0	0	0	2	0	1	0	1	5	3
	CHANGE	5+	3+	8+	0	0	0	0	0	1+	3+	6+	0	2-
ST ALBANS PD	84	18	47	65	0	0	0	0	0	1	0	7	53	4
	83	17	39	56	0	0	0	1	0	0	2	4	48	1
	CHANGE	1+	8+	9+	0	0	0	1-	0	1+	2-	3+	5+	3+
SOUTH CHARLESTON PD	84	3	57	60	3	0	0	0	0	4	4	24	23	2
	83	6	15	21	0	0	0	0	0	3	2	3	10	3
	CHANGE	3-	42+	39+	3+	0	0	0	0	1+	2+	21+	13+	1-
CHESAPEAKE PD	84	1	2	3	0	0	0	0	0	0	0	1	0	2
	83	6	6	12	0	0	0	0	0	0	0	3	9	0
	CHANGE	5-	4-	9-	0	0	0	0	0	0	0	2-	9-	2+
MARNET PD	84	1	0	1	0	0	0	0	0	0	0	0	0	1
	83	0	0	0	0	0	0	0	0	0	0	0	0	0
	CHANGE	1+	0	1+	0	0	0	0	0	0	0	0	0	1+
EAST BANK PD	84	0	2	2	0	0	0	0	0	1	0	1	0	0
	83	0	1	1	0	0	0	0	0	0	0	1	0	0
	CHANGE	0	1+	1+	0	0	0	0	0	1+	0	0	0	0

PART I ARRESTS BY CHARGE AND AGENCY TYPE

AGENCY	CHARGE	ADULTS		TOTAL	MURDER	HEG MANSL	FORCIBLE RAPE	ROBBERY	AGGRAV ASSAULT	BURGLARY	LARCENY	AUTO THEFT
		JUVENILE	ADULTS									
GLASGOW PD	84	0	0	0	0	0	0	0	0	0	0	0
	83	0	1	1	0	0	0	0	0	1	0	0
	CHANGE	0	1-	1-	0	0	0	0	0	1-	0	0
CLENDENIN PD	84	0	4	4	0	0	0	0	0	0	3	1
	83	0	15	15	0	0	0	0	0	0	15	0
	CHANGE	0	11-	11-	0	0	0	0	0	0	12-	1+
CEDAR GROVE PD	84	5	4	9	0	0	0	0	0	6	0	3
	83	0	1	1	0	0	0	0	0	0	0	1
	CHANGE	5+	3+	8+	0	0	0	0	0	6+	0	2+
PRATT PD	84	0	0	0	0	0	0	0	0	0	0	0
	83	0	0	0	0	0	0	0	0	0	0	0
	CHANGE	0	0	0	0	0	0	0	0	0	0	0
HANDLEY PD	84	1	0	1	0	0	0	0	0	1	0	0
	83	0	0	0	0	0	0	0	0	0	0	0
	CHANGE	1+	0	1+	0	0	0	0	0	1+	0	0
W VA ST COLLEGE SECURITY	84	8	5	13	0	0	2	0	1	9	1	0
	83	0	7	7	0	0	0	0	4	1	2	0
	CHANGE	8+	2-	6+	0	0	2+	0	3-	8+	1-	0
LEWIS CITY TOTAL	84	5	40	45	0	0	4	2	1	7	27	4
	83	10	56	66	1	0	6	3	6	9	43	4
	CHANGE	5-	16-	21-	1-	0	4+	1-	5-	2-	16-	0
RURAL	84	3	36	39	0	0	3	1	1	7	25	2
	83	5	46	51	1	0	0	1	6	6	36	1
	CHANGE	2-	10-	12-	1-	0	3+	0	5-	1+	11-	1+
SHERIFF	84	0	24	24	0	0	0	1	1	4	17	1
	83	3	30	33	0	0	0	1	6	3	23	0
	CHANGE	3-	6-	9-	0	0	0	0	5-	1+	6-	1+
STATE POLICE	84	3	12	15	0	0	3	0	0	3	8	1
	83	2	16	18	1	0	0	0	0	3	13	1
	CHANGE	1+	4-	3-	1-	0	3+	0	0	0	5-	0
MUNICIPAL	84	2	4	6	0	0	1	1	0	0	2	2
	83	5	10	15	0	0	0	2	0	3	7	3
	CHANGE	3-	6-	9-	0	0	1+	1-	0	3-	5-	1-
WESTON PD	84	2	4	6	0	0	1	1	0	0	2	2
	83	5	10	15	0	0	0	2	0	3	7	3
	CHANGE	3-	6-	9-	0	0	1+	1-	0	3-	5-	1-
LINCOLN CTY TOTAL	84	13	53	66	1	1	3	3	11	17	16	4
	83	13	68	81	0	0	2	1	16	22	35	5
	CHANGE	10-	15-	25-	1+	1+	1+	2+	5-	5-	19-	1-

JAN THRU DEC 84-83

PAGE 16

PART I ARRESTS BY CHARGE AND AGENCY TYPE

	JUVENILE	ADULTS	GRAND TOTAL	MURDER	NEG MANSL	HOMICIDE	FORCIBLE RAPE	ROBBERY	AGGRAV ASSAULT	BURGLARY	LARCENY	AUTO THEFT
RURAL	3	53	56	1	1	3	3	3	11	17	16	4
CHANGE	9-	14-	23-	1+	1+	2	2+	1	16	21	34	5
SHERIFF	0	15	15	0	0	1	0	0	7	2	4	1
CHANGE	0	19	19	0	0	1	0	0	9	1	7	1
STATE POLICE	3	38	41	1	1	2	3	3	4	15	12	3
CHANGE	12	48	60	0	0	1	1	1	7	20	27	4
MUNICIPAL	0	0	0	0	0	0	0	0	0	5-	15-	1-
CHANGE	1-	1-	2-	0	0	0	0	0	0	1	1	0
HAMLIN PD	0	0	0	0	0	0	0	0	0	0	0	0
CHANGE	1-	1-	2-	0	0	0	0	0	0	1	1	0
LOGAN CTY	48	103	151	2	0	2	6	6	17	66	54	4
CHANGE	69	212	281	2	0	9	14	14	34	115	94	13
RURAL	32	82	114	0	0	2	5	5	13	55	33	4
CHANGE	50	181	231	0	0	9	13	13	30	94	73	10
SHERIFF	0	10	10	0	0	1	2	2	3	2	2	0
CHANGE	0	23	23	0	0	0	1	1	1	2	19	0
STATE POLICE	32	72	104	2	0	1	3	3	10	53	31	4
CHANGE	50	158	208	2	0	9	12	12	29	92	54	10
MUNICIPAL	16	21	37	0	0	0	1	1	4	11	21	0
CHANGE	19	31	50	0	0	0	1	1	4	21	21	3
LOGAN PD	12	10	22	0	0	0	1	1	3	3	15	0
CHANGE	16	21	37	0	0	0	0	0	3	15	18	1
MAN PD	0	4	4	0	0	0	0	0	0	3	3	0
CHANGE	3	3	6	0	0	0	0	0	0	3	1	2
CHAPMANVILLE PD	4	7	11	0	0	0	0	0	1	5	5	0
CHANGE	0	7	7	0	0	0	1	1	1	3	2	0
	4+	0	4+	0	0	0	1-	0	0	2+	3+	0

PART I ARRESTS BY CHARGE AND AGENCY TYPE

	JUVENILE	ADULTS	GRAND TOTAL	MURDER	CRIMINAL	HOMICIDE	FORCIBLE	ROBBERY	AGGRAV	BURGLARY	LARCENY	AUIU
							RAPE	ASSAULT				THEFT
MCDOWELL CTY	23	91	114	5	0	0	7	5	20	40	32	5
	16	97	113	10	0	0	3	0	30	40	22	8
	7+	6-	1+	5-	0	0	4+	5+	10-	0	10+	3-
	CHANGE											
RURAL	21	71	92	5	0	0	7	3	16	31	26	4
	14	68	82	10	0	0	3	0	12	31	19	7
	7+	3+	10+	5-	0	0	4+	3+	4+	0	7+	3-
	CHANGE											
SHERIFF	0	0	0	0	0	0	0	0	0	0	0	0
	0	0	0	0	0	0	0	0	0	0	0	0
	0	0	0	0	0	0	0	0	0	0	0	0
	CHANGE											
STATE POLICE	21	71	92	5	0	0	7	3	16	31	26	4
	14	68	82	10	0	0	3	0	12	31	19	7
	7+	3+	10+	5-	0	0	4+	3+	4+	0	7+	3-
	CHANGE											
MUNICIPAL	2	20	22	0	0	0	0	2	4	9	6	1
	2	29	31	0	0	0	0	0	18	9	3	1
	0	9-	9-	0	0	0	0	2+	14-	0	3+	0
	CHANGE											
KEYSTONE PD	0	1	1	0	0	0	0	0	0	1	0	0
	0	2	2	0	0	0	0	0	0	2	0	0
	0	1-	1-	0	0	0	0	0	0	1-	0	0
	CHANGE											
WAR PD	0	0	0	0	0	0	0	0	0	0	0	0
	0	0	0	0	0	0	0	0	0	0	0	0
	0	0	0	0	0	0	0	0	0	0	0	0
	CHANGE											
WELCH PD	2	10	12	0	0	0	0	1	0	7	4	0
	0	0	0	0	0	0	0	0	0	0	0	0
	2+	10+	12+	0	0	0	0	1+	0	7+	4+	0
	CHANGE											
ANAWALT PD	0	0	0	0	0	0	0	0	0	0	0	0
	0	0	0	0	0	0	0	0	0	0	0	0
	0	0	0	0	0	0	0	0	0	0	0	0
	CHANGE											
GARY PD	0	1	1	0	0	0	0	0	0	1	0	0
	0	2	2	0	0	0	0	0	0	2	0	0
	0	1-	1-	0	0	0	0	0	0	1-	0	0
	CHANGE											
NORTH FORK PD	0	3	3	0	0	0	0	1	0	0	2	0
	0	2	2	0	0	0	0	0	0	2	0	0
	0	1+	1+	0	0	0	0	1+	0	2-	2+	0
	CHANGE											
DAVY PD	0	0	0	0	0	0	0	0	0	0	0	0
	0	19	19	0	0	0	0	0	16	1	2	0
	0	19-	19-	0	0	0	0	0	16-	1-	2-	0
	CHANGE											
KIMBALL PD	0	4	4	0	0	0	0	0	4	0	0	0
	2	2	4	0	0	0	0	0	2	2-	0	0
	2-	2+	0	0	0	0	0	0	2+	2-	0	0
	CHANGE											

PART I ARRESTS BY CHARGE AND AGENCY TYPE
 JUVENILE ADULTS GRAND CRIMINAL HOMICIDE FORCIBLE ROBBERY AGGRAV BURGULARY LARCENY AUTO
 TOTAL MURDER NEG MANSL RAPE ASSAULT THEFT

AGENCY	CHARGE	JUVENILE	ADULTS	GRAND	MURDER	NEG	HOMICIDE	FORCIBLE	ROBBERY	AGGRAV	BURGULARY	LARCENY	AUTO
				TOTAL		MANSL	RAPE		ASSAULT				THEFT
IEAGER PD	84	0	1	1	0	0	0	0	0	0	0	0	1
	83	0	1	1	0	0	0	0	0	0	0	0	1
	CHANGE	0	0	0	0	0	0	0	0	0	0	0	0
BRADSHAW PD	84	0	0	0	0	0	0	0	0	0	0	0	0
	83	0	1	1	0	0	0	0	0	0	0	1	0
	CHANGE	0	1-	1-	0	0	0	0	0	0	0	1-	0

MARION CTY	84	97	323	420	3	0	8	13	34	128	193	41	41
	83	44	314	358	5	1	3	30	45	89	167	18	18
	CHANGE	53+	9+	62+	2-	1-	5+	17-	11-	39+	26+	23+	23+

RURAL	84	60	161	221	1	0	3	4	19	80	91	23	23
	83	12	137	149	1	1	0	15	24	37	59	12	12
	CHANGE	48+	24+	72+	0	1-	3+	11-	5-	43+	32+	11+	11+
SHERIFF	84	15	117	132	1	0	2	4	16	49	49	11	11
	83	6	108	114	1	1	0	15	24	25	40	8	8
	CHANGE	9+	9+	18+	0	1-	2+	11-	8-	24+	9+	3+	3+
STATE POLICE	84	45	44	89	0	0	1	0	3	31	42	12	12
	83	6	29	35	0	0	0	0	0	12	19	4	4
	CHANGE	39+	15+	54+	0	0	1+	0	3+	19+	23+	8+	8+
MUNICIPAL	84	37	162	199	2	0	5	9	15	48	102	18	18
	83	32	177	209	4	0	3	15	21	52	108	6	6
	CHANGE	5+	15-	10-	2-	0	2+	6-	6-	4-	6-	12+	12+
FAIRMONT PD	84	37	157	194	1	0	5	8	14	46	102	18	18
	83	32	177	209	4	0	3	15	21	52	108	6	6
	CHANGE	5+	20-	15-	3-	0	2+	7-	7-	6-	6-	12+	12+
MANNINGTON PD	84	0	3	3	0	0	0	1	1	0	0	0	0
	83	0	0	0	0	0	0	0	0	0	0	0	0
	CHANGE	0	3+	3+	1+	0	0	1+	1+	0	0	0	0
RIVESVILLE PD	84	0	0	0	0	0	0	0	0	0	0	0	0
	83	0	0	0	0	0	0	0	0	0	0	0	0
	CHANGE	0	0	0	0	0	0	0	0	0	0	0	0
MONONGAH PD	84	0	0	0	0	0	0	0	0	0	0	0	0
	83	0	0	0	0	0	0	0	0	0	0	0	0
	CHANGE	0	0	0	0	0	0	0	0	0	0	0	0
FAIRVIEW PD	84	0	1	1	0	0	0	0	0	1	0	0	0
	83	0	0	0	0	0	0	0	0	0	0	0	0
	CHANGE	0	1+	1+	0	0	0	0	0	1+	0	0	0
FARMINGTON PD	84	0	1	1	0	0	0	0	0	1	0	0	0
	83	0	0	0	0	0	0	0	0	0	0	0	0
	CHANGE	0	1+	1+	0	0	0	0	0	1+	0	0	0

PART I ARRESTS BY CHARGE AND AGENCY TYPE

AGENCY	JUVENILE	ADULTS	GRAND TOTAL	MURDER	CRIMINAL	HOMICIDE	FORCIBLE RAPE	ROBBERY	AGGRAV ASSAULT	BURGLARY	LARCENY	AUTO THEFT
GRANT TOWN PD	0	0	0	0	0	0	0	0	0	0	0	0
CHANGE	0	0	0	0	0	0	0	0	0	0	0	0
WORTHINGTON PD	0	0	0	0	0	0	0	0	0	0	0	0
CHANGE	0	0	0	0	0	0	0	0	0	0	0	0
MARSHALL CITY TOTAL	48	184	232	3	0	0	1	2	15	43	153	15
CHANGE	32	186	218	0	0	0	2	1	3	33	173	6
RURAL	7	62	69	3	0	0	1	0	11	22	25	7
CHANGE	5	53	58	0	0	0	1	0	1	18	33	5
SHERIFF	0	25	25	0	0	0	0	0	0	11	13	1
CHANGE	2	47	49	0	0	0	0	0	1	13	31	4
STATE POLICE	7	37	44	3	0	0	1	0	11	11	12	6
CHANGE	3	6	9	0	0	0	1	0	0	5	2	1
MUNICIPAL	41	122	163	0	0	0	0	2	4	21	128	8
CHANGE	27	133	160	0	0	0	1	1	2	15	140	1
BENWOOD PD	6	54	60	0	0	0	1	1	0	6	12	7
CHANGE	5	70	75	0	0	0	0	0	1	2	58	1
CAMERON PD	0	0	0	0	0	0	0	0	0	0	0	0
GLEN DALE PD	6	5	11	0	0	0	0	0	0	2	8	1
CHANGE	0	0	0	0	0	0	0	0	0	0	0	0
MCMECHEN PD	0	0	0	0	0	0	0	0	0	0	0	0
MOUNDSVILLE PD	29	63	92	0	0	0	0	2	4	18	62	6
CHANGE	22	63	85	0	0	0	1	1	1	13	68	1
MASON CITY TOTAL	27	100	127	3	0	0	0	2	14	40	56	12
CHANGE	53	78	131	1	1	0	0	4	4	32	83	6
MASON CITY	26	22	48	2	1	0	0	2	10	8	27	6

JAN THRU DEC 84-83

PAGE 20

PART I ARRESTS BY CHARGE AND AGENCY TYPE

	JUVENILE	ADULTS	GRAND TOTAL	MURDER	CRIMINAL	HOMICIDE	FORCIBLE RAPE	ROBBERY	AGGRAV ASSAULT	BURGLARY	LARCENY	AUIU THEFT
RURAL	23	56	79	2	0	0	0	2	11	28	25	11
	24	34	58	1	1	1	0	4	4	19	23	6
CHANGE	1-	22+	21+	1+	1-	0	0	2-	7+	9+	2+	5+
SHERIFF	21	33	54	0	0	0	0	0	10	16	20	8
	24	29	53	1	1	1	0	4	4	18	21	4
CHANGE	3-	4+	1+	1-	1-	0	0	4-	6+	2-	1-	4+
STATE POLICE	2	23	25	2	0	0	0	2	1	12	5	3
	0	5	5	0	0	0	0	0	0	1	2	2
CHANGE	2+	18+	20+	2+	0	0	0	2+	1+	11+	3+	1+
MUNICIPAL	4	44	48	1	0	0	0	0	3	12	31	1
	29	44	73	0	0	0	0	0	0	13	60	0
CHANGE	25-	0	25-	1+	0	0	0	0	3+	1-	29-	1+
POINT PLEASANT PD	4	39	43	1	0	0	0	0	3	10	28	1
	24	39	63	0	0	0	0	0	0	8	55	0
CHANGE	20-	0	20-	1+	0	0	0	0	3+	2+	27-	1+
NEW HAVEN PD	0	1	1	0	0	0	0	0	0	1	0	0
	0	0	0	0	0	0	0	0	0	0	0	0
CHANGE	0	1+	1+	0	0	0	0	0	0	1+	0	0
MASON PD	0	4	4	0	0	0	0	0	0	1	3	0
	4	3	7	0	0	0	0	0	0	2	5	0
CHANGE	4-	1+	3-	0	0	0	0	0	0	1-	2-	0
HENDERSON PD	0	0	0	0	0	0	0	0	0	0	0	0
	1	2	3	0	0	0	0	0	0	3	0	0
CHANGE	1-	2-	3-	0	0	0	0	0	0	3-	0	0
HARTFORD PD	0	0	0	0	0	0	0	0	0	0	0	0
	0	0	0	0	0	0	0	0	0	0	0	0
CHANGE	0	0	0	0	0	0	0	0	0	0	0	0
LEON PD	0	0	0	0	0	0	0	0	0	0	0	0
	0	0	0	0	0	0	0	0	0	0	0	0
CHANGE	0	0	0	0	0	0	0	0	0	0	0	0
MERCER CTY	85	352	437	3	0	0	0	28	70	142	159	35
	78	341	419	8	1	1	1	17	69	121	183	19
CHANGE	7+	11+	18+	5-	1-	1-	1-	11+	1+	21+	24-	16+
RURAL	38	248	286	2	0	0	0	15	50	92	100	27
	43	229	272	2	0	0	0	8	51	77	118	16
CHANGE	5-	19+	14+	0	0	0	0	7+	1-	15+	18-	11+
SHERIFF	13	202	215	2	0	0	0	4	44	53	88	24
	19	186	205	1	0	0	0	4	41	51	102	6
CHANGE	6-	16+	10+	1+	0	0	0	0	3+	2+	14-	18+

PART I ARRESTS BY CHARGE AND AGENCY TYPE

AGENCY	CHARGE	JUVENILE		ADULTS		GRAND TOTAL	MURDER	CRIMINAL	HOMICIDE	FORCIBLE	ROBBERY	AGGRAV ASSAULT	BURGLARY	LARCENY	AUIU THEFT
		25	24	46	43										
STATE POLICE	84	25	24	46	43	71	0	0	0	0	11	6	39	12	3
	83	1+	1+	3+	3+	4+	1-	0	0	0	4	10	26	16	10
	CHANGE										7+	4-	13+	4-	7-
MUNICIPAL	84	47	35	104	112	151	1	0	0	0	13	20	50	59	8
	83	12+	12+	8-	8-	147	6	1	1	1	9	18	44	65	3
	CHANGE					4+	5-	1-	1-	1-	4+	2+	6+	6-	5+
ATHENS PD	84	3	0	2	0	5	0	0	0	0	1	0	3	1	0
	83	0	0	0	0	0	0	0	0	0	0	0	0	0	0
	CHANGE	3+	3+	2+	2+	5+	0	0	0	0	1+	0	3+	1+	0
BLUEFIELD PD	84	12	14	32	39	44	1	0	0	0	3	17	14	2	7
	83	2-	2-	7-	7-	53	3	1	1	4	10	10	19	13	2
	CHANGE					9-	2-	1-	1-	1-	1-	7+	5-	11-	5+
PRINCETON PD	84	32	19	65	73	97	0	0	0	0	9	3	30	54	1
	83	13+	13+	8-	8-	92	3	0	0	0	5	8	23	52	1
	CHANGE					5+	3-	0	0	0	4+	5-	7+	2+	0
MATOAKA PD	84	0	0	5	0	5	0	0	0	0	0	0	3	2	0
	83	0	0	0	0	0	0	0	0	0	0	0	0	0	0
	CHANGE	0	0	5+	5+	5+	0	0	0	0	0	0	3+	2+	0
BRAMWELL PD	84	0	0	0	0	0	0	0	0	0	0	0	0	0	0
	83	0	0	0	0	0	0	0	0	0	0	0	0	0	0
	CHANGE	0	0	0	0	0	0	0	0	0	0	0	0	0	0
CONCORD COL SECURITY	84	0	2-	0	0	0	0	0	0	0	0	0	0	0	0
	83	2-	2-	0	0	2-	0	0	0	0	0	0	2-	0	0
	CHANGE														
BLUEFIELD ST SECURITY	84	0	0	0	0	0	0	0	0	0	0	0	0	0	0
	83	0	0	0	0	0	0	0	0	0	0	0	0	0	0
	CHANGE	0	0	0	0	0	0	0	0	0	0	0	0	0	0
MINERAL CITY TOTAL	84	27	34	63	95	90	0	0	0	0	0	2	30	54	4
	83	7-	7-	32-	32-	39-	1-	1-	1-	1-	9	10	49	51	7
	CHANGE										9-	8-	19-	3+	3-
RURAL	84	16	11	33	62	49	0	0	0	0	0	1	26	21	1
	83	5+	5+	29-	29-	73	1	1	1	1	9	9	36	11	6
	CHANGE					24-	1-	0	0	0	9-	8-	10-	10+	5-
SHERIFF	84	0	3	9	14	9	0	0	0	0	0	0	1	7	1
	83	3-	3-	5-	5-	8-	0	0	0	0	3-	2-	7-	3	1
	CHANGE										3-	2-	7-	4+	0
STATE POLICE	84	16	8	24	48	40	0	0	0	0	0	1	25	14	0
	83	8+	8+	24-	24-	56	1	0	0	0	6	7	28	8	5
	CHANGE					16-	1-	0	0	0	6-	6-	3-	6+	5-

PART I ARRESTS BY CHARGE AND AGENCY TYPE

AGENCY	CHARGE	JUVENILE		ADULTS		GRAND TOTAL	MURDER	NEG MANSL	HOMICIDE	FORCIBLE RAPE	ROBBERY	AGGRAV ASSAULT	BURGLARY	LARCENY	AUTO THEFT
		11	12	30	33										
MUNICIPAL	84	11	23	30	41	0	0	0	0	0	0	1	4	33	3
	83	12	15	33	56	0	1	0	0	0	0	1	13	40	1
	CHANGE			3-	15-	0	1-	0	0	0	0	0	9-	7-	2+
KEYSER PD	84	11	28	28	39	0	0	0	0	0	0	0	4	32	3
	83	21	31	31	52	0	0	0	0	0	1	1	10	40	1
	CHANGE	10-	3-	3-	13-	0	0	0	0	0	0	1-	6-	8-	2+
PIEDMONT PD	84	0	2	2	2	0	0	0	0	0	1	1	0	1	0
	83	2	2	2	4	0	1	0	0	0	0	0	3	0	0
	CHANGE	2-	0	0	2-	0	1-	0	0	0	1+	1+	3-	1+	0
RIDGELEY PD	84	0	0	0	0	0	0	0	0	0	0	0	0	0	0
	83	0	0	0	0	0	0	0	0	0	0	0	0	0	0
	CHANGE	0	0	0	0	0	0	0	0	0	0	0	0	0	0
ELK GARDEN PD	84	0	0	0	0	0	0	0	0	0	0	0	0	0	0
	83	0	0	0	0	0	0	0	0	0	0	0	0	0	0
	CHANGE	0	0	0	0	0	0	0	0	0	0	0	0	0	0
POTOMAC ST SECURITY	84	0	0	0	0	0	0	0	0	0	0	0	0	0	0
	83	0	0	0	0	0	0	0	0	0	0	0	0	0	0
	CHANGE	0	0	0	0	0	0	0	0	0	0	0	0	0	0
MINGO CITY	84	19	287	287	306	6	0	0	0	4	12	76	62	112	34
	83	24	255	279	279	7	0	0	0	1	5	73	85	98	10
	CHANGE	5-	32+	27+	0	1-	0	0	0	3+	7+	3+	23-	14+	24+
RURAL	84	9	238	247	247	5	0	0	0	2	8	69	53	78	32
	83	3	195	198	198	7	0	0	0	1	2	53	58	69	8
	CHANGE	6+	43+	49+	0	2-	0	0	0	1+	6+	16+	5-	9+	24+
SHERIFF	84	0	178	178	178	1	0	0	0	0	5	52	33	65	22
	83	0	148	148	148	1	0	0	0	0	2	37	44	58	6
	CHANGE	0	30+	30+	0	0	0	0	0	0	3+	15+	11-	7+	16+
STATE POLICE	84	9	60	69	69	4	0	0	0	2	3	17	20	13	10
	83	3	47	50	50	6	0	0	0	1	0	16	14	11	2
	CHANGE	6+	13+	19+	0	2-	0	0	0	1+	3+	1+	6+	2+	8+
MUNICIPAL	84	10	49	59	59	1	0	0	0	2	4	7	9	34	2
	83	21	60	81	81	0	0	0	0	0	3	20	27	29	2
	CHANGE	11-	11-	22-	0	1+	0	0	0	2+	1+	13-	18-	5+	0
GILBERT PD	84	0	0	0	0	0	0	0	0	0	0	0	0	0	0
	83	0	0	0	0	0	0	0	0	0	0	0	0	0	0
	CHANGE	0	0	0	0	0	0	0	0	0	0	0	0	0	0
WILLIAMSON PD	84	10	49	59	59	1	0	0	0	2	4	7	9	34	2
	83	21	59	80	80	0	0	0	0	0	3	19	27	29	2
	CHANGE	11-	10-	21-	0	1+	0	0	0	2+	1+	12-	18-	5+	0

MONONGALIA CITY TOTAL

AGENCY	JUVENILE	ADULTS	GRAND TOTAL	MURDER	NEG MANSL	HOMICIDE	FORCIBLE	ROBBERY	AGGRAV ASSAULT	BURGLARY	LARCENY	AUTO THEFT
KERMIT PD	0	0	0	0	0	0	0	0	0	0	0	0
84	0	0	0	0	0	0	0	0	0	0	0	0
83	0	1	1	0	0	0	0	0	0	0	0	0
CHANGE	0	1-	1-	0	0	0	0	0	1-	0	0	0
DELBARTON PD	0	0	0	0	0	0	0	0	0	0	0	0
84	0	0	0	0	0	0	0	0	0	0	0	0
83	0	0	0	0	0	0	0	0	0	0	0	0
CHANGE	0	0	0	0	0	0	0	0	0	0	0	0
MATEWAN PD	0	0	0	0	0	0	0	0	0	0	0	0
84	0	0	0	0	0	0	0	0	0	0	0	0
83	0	0	0	0	0	0	0	0	0	0	0	0
CHANGE	0	0	0	0	0	0	0	0	0	0	0	0

***** MONONGALIA CITY TOTAL *****

84	63	255	318	1	0	7	4	12	41	229	24
83	40	374	414	0	1	9	6	8	53	318	19
CHANGE	23+	119-	96-	1+	1-	2-	2-	4+	12-	89-	5+

AGENCY	JUVENILE	ADULTS	GRAND TOTAL	MURDER	NEG MANSL	HOMICIDE	FORCIBLE	ROBBERY	AGGRAV ASSAULT	BURGLARY	LARCENY	AUTO THEFT
RURAL	19	56	75	1	0	6	0	8	18	30	12	
84	8	74	82	0	0	6	0	7	29	34	5	
83	11+	18-	7-	1+	0	0	0	1+	11-	4-	7+	
CHANGE	0	7	7	0	0	1	0	2	0	4	0	
SHERIFF	0	14	14	0	0	1	0	0	3	6	0	
84	0	7-	7-	0	0	0	0	0	2-	2-	0	
83	0	7-	7-	0	0	0	0	0	0	0	0	
CHANGE	0	0	0	0	0	0	0	0	0	0	0	

AGENCY	JUVENILE	ADULTS	GRAND TOTAL	MURDER	NEG MANSL	HOMICIDE	FORCIBLE	ROBBERY	AGGRAV ASSAULT	BURGLARY	LARCENY	AUTO THEFT
STATE POLICE	19	49	68	1	0	5	0	6	18	26	12	
84	8	60	68	0	0	5	0	3	26	28	5	
83	11+	11-	0	1+	0	0	0	3+	8-	2-	7+	
CHANGE	0	0	0	0	0	0	0	0	0	0	0	

AGENCY	JUVENILE	ADULTS	GRAND TOTAL	MURDER	NEG MANSL	HOMICIDE	FORCIBLE	ROBBERY	AGGRAV ASSAULT	BURGLARY	LARCENY	AUTO THEFT
MUNICIPAL	44	199	243	0	0	1	4	4	23	199	12	
84	32	300	332	0	1	3	5	1	24	284	14	
83	12+	101-	89-	0	1-	2-	1-	3+	1-	85-	2-	
CHANGE	0	0	0	0	0	0	0	0	0	0	0	

AGENCY	JUVENILE	ADULTS	GRAND TOTAL	MURDER	NEG MANSL	HOMICIDE	FORCIBLE	ROBBERY	AGGRAV ASSAULT	BURGLARY	LARCENY	AUTO THEFT
MORGANTOWN PD	35	181	216	0	0	1	3	4	18	180	10	
84	25	261	286	0	1	3	4	3	21	247	9	
83	10+	80-	70-	0	1-	2-	0	2+	3-	67-	1+	
CHANGE	0	0	0	0	0	0	0	0	0	0	0	

AGENCY	JUVENILE	ADULTS	GRAND TOTAL	MURDER	NEG MANSL	HOMICIDE	FORCIBLE	ROBBERY	AGGRAV ASSAULT	BURGLARY	LARCENY	AUTO THEFT
STAR CITY PD	0	18	18	0	0	0	0	0	0	0	0	
84	0	18-	18-	0	0	0	0	0	0	0	0	
83	0	0	0	0	0	0	0	0	0	0	0	
CHANGE	0	0	0	0	0	0	0	0	0	0	0	

AGENCY	JUVENILE	ADULTS	GRAND TOTAL	MURDER	NEG MANSL	HOMICIDE	FORCIBLE	ROBBERY	AGGRAV ASSAULT	BURGLARY	LARCENY	AUTO THEFT
WESTOVER PD	9	8	17	0	0	0	0	0	0	5	11	
84	7	7	14	0	0	0	0	1	0	3	6	
83	2+	1+	3+	0	0	0	0	0	0	2+	5+	
CHANGE	0	0	0	0	0	0	0	0	0	0	0	

AGENCY	JUVENILE	ADULTS	GRAND TOTAL	MURDER	NEG MANSL	HOMICIDE	FORCIBLE	ROBBERY	AGGRAV ASSAULT	BURGLARY	LARCENY	AUTO THEFT
OSAGE PD	0	0	0	0	0	0	0	0	0	0	0	
84	0	0	0	0	0	0	0	0	0	0	0	
83	0	0	0	0	0	0	0	0	0	0	0	
CHANGE	0	0	0	0	0	0	0	0	0	0	0	

AGENCY	JUVENILE	ADULTS	GRAND TOTAL	MURDER	NEG MANSL	HOMICIDE	FORCIBLE	ROBBERY	AGGRAV ASSAULT	BURGLARY	LARCENY	AUTO THEFT
WVU SECURITY POLICE	0	10	10	0	0	0	0	0	1	0	8	
84	0	14	14	0	0	0	0	0	0	0	13	
83	0	4-	4-	0	0	0	0	0	1+	0	5-	
CHANGE	0	0	0	0	0	0	0	0	0	0	0	

PART I ARRESTS BY CHARGE AND AGENCY TYPE

JUVENILE ADULTS GRAND CRIMINAL HOMICIDE FORCIBLE ROBBERY AGGRAV BURGLARY LARCENY AUTO THEFT
 MURDER NEG MANSL RAPE ASSAULT

AGENCY	JUVENILE	ADULTS	GRAND	CRIMINAL	HOMICIDE	FORCIBLE	ROBBERY	AGGRAV	BURGLARY	LARCENY	AUTO THEFT
GRANVILLE PD	0	0	0	0	0	0	0	0	0	0	0
84	0	0	0	0	0	0	0	0	0	0	0
83	0	0	0	0	0	0	0	0	0	0	0
CHANGE	0	0	0	0	0	0	0	0	0	0	0
MONROE CITY	22	114	136	2	1	0	0	1	98	21	13
84	22	114	136	2	1	0	0	1	98	21	13
83	1	52	53	2	0	1	3	3	29	15	0
CHANGE	21+	62+	83+	0	1+	1-	3-	2-	69+	6+	13+
RURAL	3	98	101	2	1	0	0	1	68	21	8
84	3	98	101	2	1	0	0	1	68	21	8
83	1	46	47	2	0	1	3	3	25	13	0
CHANGE	2+	52+	54+	0	1+	1-	3-	2-	43+	8+	8+
SHERIFF	0	82	82	2	1	0	0	1	56	15	7
84	0	82	82	2	1	0	0	1	56	15	7
83	0	24	24	1	0	0	0	0	13	10	0
CHANGE	0	58+	58+	1+	1+	0	0	1+	43+	5+	7+
STATE POLICE	3	16	19	0	0	0	0	0	12	6	1
84	3	16	19	0	0	0	0	0	12	6	1
83	1	22	23	1	0	1	3	3	12	3	0
CHANGE	2+	6-	4-	1-	0	1-	3-	3-	0	3+	1+
MUNICIPAL	19	16	35	0	0	0	0	0	30	0	5
84	19	16	35	0	0	0	0	0	30	0	5
83	0	6	6	0	0	0	0	0	4	2	0
CHANGE	19+	10+	29+	0	0	0	0	0	26+	2-	5+
ALDERSON PD	19	16	35	0	0	0	0	0	30	0	5
84	19	16	35	0	0	0	0	0	30	0	5
83	0	6	6	0	0	0	0	0	4	2	0
CHANGE	19+	10+	29+	0	0	0	0	0	26+	2-	5+
UNION PD	0	0	0	0	0	0	0	0	0	0	0
84	0	0	0	0	0	0	0	0	0	0	0
83	0	0	0	0	0	0	0	0	0	0	0
CHANGE	0	0	0	0	0	0	0	0	0	0	0
PETERSTOWN PD	0	0	0	0	0	0	0	0	0	0	0
84	0	0	0	0	0	0	0	0	0	0	0
83	0	0	0	0	0	0	0	0	0	0	0
CHANGE	0	0	0	0	0	0	0	0	0	0	0
MORGAN CITY	11	21	32	0	0	0	2	0	13	13	4
84	11	21	32	0	0	0	2	0	13	13	4
83	8	24	32	1	0	1	2	2	19	17	0
CHANGE	3+	3-	0	1-	0	1-	0	2-	4+	4-	4+
RURAL	11	20	31	0	0	0	2	0	13	13	3
84	11	20	31	0	0	0	2	0	13	13	3
83	8	24	32	1	0	1	2	2	19	17	0
CHANGE	3+	4-	1-	1-	0	1-	0	2-	4+	4-	3+
SHERIFF	4	7	11	0	0	0	0	0	2	8	1
84	4	7	11	0	0	0	0	0	2	8	1
83	2	6	8	0	0	0	0	0	2	6	0
CHANGE	2+	1+	3+	0	0	0	0	0	0	2+	1+

JAN THRU DEC 84-83

PAGE 25

PART I ARRESTS BY CHARGE AND AGENCY TYPE

CHARGE	JUVENILE	ADULTS	TOTAL	MURDER	CRIMINAL	HOMICIDE	FORCIBLE	ROBBERY	AGGRAV	BURGLARY	LARCENY	AUTO
									ASSAULT			THEFT
STATE POLICE 84	7	13	20	0	0	0	0	2	0	11	5	2
83	6	18	24	1	1	0	1	2	0	7	11	0
CHANGE	1+	5-	4-	1-	0	0	1-	0	2-	4+	6-	2+
MUNICIPAL	0	1	1	0	0	0	0	0	0	0	0	1
83	0	0	0	0	0	0	0	0	0	0	0	0
CHANGE	0	1+	1+	0	0	0	0	0	0	0	0	1+
BERKELEY SPRINGS PD	0	0	0	0	0	0	0	0	0	0	0	0
84	0	0	0	0	0	0	0	0	0	0	0	0
83	0	0	0	0	0	0	0	0	0	0	0	0
CHANGE	0	0	0	0	0	0	0	0	0	0	0	0
PAW-PAW PD	0	1	1	0	0	0	0	0	0	0	0	1
83	0	0	0	0	0	0	0	0	0	0	0	0
CHANGE	0	1+	1+	0	0	0	0	0	0	0	0	1+
NICHOLAS CTY TOTAL	11	70	81	1	0	0	0	2	7	21	43	7
84	37	102	139	2	1	0	0	3	14	42	67	10
83	26-	32-	58-	1-	1-	0	0	1-	7-	21-	24-	3-
CHANGE												
RURAL	4	45	49	1	0	0	0	1	4	17	24	2
83	21	79	100	0	1	0	0	2	9	36	45	7
CHANGE	17-	34-	51-	1+	1-	0	0	1-	5-	19-	21-	5-
SHERIFF	0	7	7	1	0	0	0	0	0	0	6	0
83	0	17	17	0	1-	0	0	0	2	1	12	1
CHANGE	0	10-	10-	1+	1-	0	0	0	2-	1-	6-	1-
STATE POLICE	4	38	42	0	0	0	0	1	4	17	18	2
83	21	62	83	0	0	0	0	2	7	35	33	6
CHANGE	17-	24-	41-	0	0	0	0	1-	3-	18-	15-	4-
MUNICIPAL	7	25	32	0	0	0	0	1	3	4	19	5
83	16	23	39	2	0	0	0	1	5	6	22	3
CHANGE	9-	2+	7-	2-	0	0	0	0	2-	2-	3-	2+
RICHMOOD PD	3	6	9	0	0	0	0	1	2	2	0	4
83	1	15	16	0	0	0	0	1	5	3	4	3
CHANGE	2+	9-	7-	0	0	0	0	0	3-	1-	4-	1+
SUMMERSVILLE PD	4	19	23	0	0	0	0	0	1	3	19	1
83	15	8	23	2	0	0	0	0	0	3	18	0
CHANGE	11-	11+	0	2-	0	0	0	0	1+	1-	1+	1+
OHIO CTY TOTAL	88	287	375	3	0	12	0	20	38	95	194	13
83	111	254	365	4	0	7	0	13	32	78	193	38
CHANGE	23-	33+	10+	1-	0	5+	0	17+	6+	17+	1+	25-

JAN THRU DEC 84-83

PART I ARRESTS BY CHARGE AND AGENCY TYPE

PAGE 26

AGENCY	CHARGE	JUVENILE	ADULTS	GRAND TOTAL	MURDER	CRIMINAL	HOMICIDE	FORCIBLE	ROBBERY	AGGRAV ASSAULT	BURGLARY	LARCENY	AUTO THEFT
RURAL	84	1	26	27	0	0	0	0	2	4	6	15	0
	83	5	22	27	1	0	0	0	1	3	6	11	5
	CHANGE	4-	4+	0	1-	0	0	0	1+	1+	0	4+	5-
SHERIFF	84	0	9	9	0	0	0	0	2	1	3	3	0
	83	0	18	18	1	0	0	0	1	2	6	8	0
	CHANGE	0	9-	9-	1-	0	0	0	1+	1-	3-	5-	0
STATE POLICE	84	1	17	18	0	0	0	0	0	3	3	12	0
	83	5	4	9	0	0	0	0	0	1	0	3	5
	CHANGE	4-	13+	9+	0	0	0	0	0	2+	3+	9+	5-
MUNICIPAL	84	87	261	348	3	0	12	12	18	34	89	179	13
	83	106	232	338	3	0	7	7	12	29	72	182	33
	CHANGE	19-	29+	10+	0	0	5+	5+	6+	5+	17+	3-	20-
WHEELING PD	84	87	260	347	3	0	12	12	18	33	89	179	13
	83	106	232	338	3	0	7	7	12	29	72	182	33
	CHANGE	19-	28+	9+	0	0	5+	5+	6+	4+	17+	3-	20-
TRIADELPHIA PD	84	0	0	0	0	0	0	0	0	0	0	0	0
	83	0	0	0	0	0	0	0	0	0	0	0	0
	CHANGE	0	0	0	0	0	0	0	0	0	0	0	0
BETHLEHEM PD	84	0	0	0	0	0	0	0	0	0	0	0	0
	83	0	0	0	0	0	0	0	0	0	0	0	0
	CHANGE	0	0	0	0	0	0	0	0	0	0	0	0
WEST LIBERTY PD	84	0	0	0	0	0	0	0	0	0	0	0	0
	83	0	0	0	0	0	0	0	0	0	0	0	0
	CHANGE	0	0	0	0	0	0	0	0	0	0	0	0
VALLEY GROVE PD	84	0	0	0	0	0	0	0	0	0	0	0	0
	83	0	0	0	0	0	0	0	0	0	0	0	0
	CHANGE	0	0	0	0	0	0	0	0	0	0	0	0
WEST LIBERTY ST COL SEC	84	0	0	0	0	0	0	0	0	0	0	0	0
	83	0	0	0	0	0	0	0	0	0	0	0	0
	CHANGE	0	0	0	0	0	0	0	0	0	0	0	0
CLEARVIEW PD	84	0	1	1	0	0	0	0	0	1	0	0	0
	83	0	0	0	0	0	0	0	0	0	0	0	0
	CHANGE	0	1+	1+	0	0	0	0	0	1+	0	0	0

PENDLETON CTY TOTAL													
	84	3	15	18	0	0	0	0	1	1	1	12	3
	83	6	25	31	0	0	2	2	0	1	14	14	0
	CHANGE	3-	10-	13-	0	0	2-	2-	1+	0	13-	2-	3+

RURAL	84	3	15	18	0	0	0	0	1	1	1	12	3
	83	6	25	31	0	0	2	2	0	1	14	14	0
	CHANGE	3-	10-	13-	0	0	2-	2-	1+	0	13-	2-	3+

PART I ARRESTS BY CHARGE AND AGENCY TYPE

	JUVENILE	ADULTS	GRAND TOTAL	MURDER	CRIMINAL	HOMICIDE	FORCIBLE RAPE	ROBBERY	AGGRAV ASSAULT	BURGLARY	LARCENY	AUTO THEFT
SHERIFF	0	1	1	0	0	0	0	0	0	0	0	1
83	0	0	0	0	0	0	0	0	0	0	0	0
CHANGE	0	1+	1+	0	0	0	0	0	0	0	0	1+
STATE POLICE	3	14	17	0	0	0	0	1	1	1	12	2
83	6	25	31	0	2	1	1	0	1	14	14	0
CHANGE	3-	11-	14-	0	2-	1+	2-	1+	0	13-	2-	2+
MUNICIPAL	0	0	0	0	0	0	0	0	0	0	0	0
83	0	0	0	0	0	0	0	0	0	0	0	0
CHANGE	0	0	0	0	0	0	0	0	0	0	0	0
FRANKLIN PD	0	0	0	0	0	0	0	0	0	0	0	0
83	0	0	0	0	0	0	0	0	0	0	0	0
CHANGE	0	0	0	0	0	0	0	0	0	0	0	0

 PLEASANTS CTY TOTAL 84 15 15 0 0 0 0 0 1 4 4 4 1
 83 27 28 1 0 0 0 0 0 1 11 14 1
 CHANGE 1- 12- 13- 0 1+ 1+ 3+ 1- 7- 10- 0

RURAL 84 7 7 0 0 0 0 0 0 0 4 1 1
 83 16 16 1 1- 1- 1- 1- 0 1 7 7 0
 CHANGE 0 9- 9- 0 1+ 1+ 1- 1- 0 1- 3- 6- 1+

SHERIFF 84 0 0 0 0 0 0 0 0 0 0 0 0
 83 8 8 0 0 0 0 0 0 0 0 0 0
 CHANGE 0 8- 8- 0 0 0 0 0 0 0 2- 6- 0

STATE POLICE 84 0 7 7 0 0 1 1 0 0 4 1 1
 83 8 8 1 1- 1- 1- 1- 0 1 5 1 0
 CHANGE 0 1- 1- 0 0 0 0 0 0 1- 1- 0 1+

MUNICIPAL 84 8 8 0 0 0 0 0 1 4 0 3 0
 83 11 12 0 0 0 0 0 0 0 4 7 1
 CHANGE 1- 4- 4- 0 0 0 0 0 4+ 4- 4- 1-

ST MARYS PD 84 8 8 0 0 0 0 0 1 4 0 3 0
 83 11 12 0 0 0 0 0 0 0 4 7 1
 CHANGE 1- 3- 4- 0 0 0 0 0 4+ 4- 4- 1-

 POCAHONTAS CTY TOTAL 84 41 42 0 0 0 0 0 0 6 19 15 2
 83 31 32 3 1 3 0 0 0 6 16 10 6
 CHANGE 0 10+ 10+ 3- 1- 0 0 0 0 13+ 5+ 4-

RURAL 84 41 42 0 0 0 0 0 0 6 19 15 2
 83 31 32 3 1 3 0 0 0 6 16 10 6
 CHANGE 0 10+ 10+ 3- 1- 0 0 0 0 13+ 5+ 4-

MURDER CRIMINAL HOMICIDE FORCIBLE ROBBERY AGGRAV BURGULARY LARCENY AUTO
 MURDER NEG MANSL RAPE ASSAULT THEFT

AGENCY	84	83	CHARGE	JUVENILE	ADULTS	GRAND TOTAL	MURDER	CRIMINAL HOMICIDE	FORCIBLE RAPE	ROBBERY	AGGRAV ASSAULT	BURGULARY	LARCENY	AUTO THEFT
SHERIFF	84	83	CHANGE	0	23	23	0	0	0	0	4	9	9	1
				0	10	10	1	0	0	0	2	1	2	4
				0	13+	13+	1-	0	0	0	2+	8+	7+	3-
STATE POLICE	84	83	CHANGE	1	18	19	0	0	0	0	2	10	6	1
				1	21	22	2	0	1	0	4	5	8	2
				0	3-	3-	2-	0	1-	0	2-	5+	2-	1-
MUNICIPAL	84	83	CHANGE	0	0	0	0	0	0	0	0	0	0	0
				0	0	0	0	0	0	0	0	0	0	0
				0	0	0	0	0	0	0	0	0	0	0
MARLINTON PD	84	83	CHANGE	0	0	0	0	0	0	0	0	0	0	0
				0	0	0	0	0	0	0	0	0	0	0
				0	0	0	0	0	0	0	0	0	0	0
PRESTON CTY	84	83	CHANGE	4	49	53	0	0	0	0	4	17	30	2
				12	79	91	0	0	0	0	5	30	55	1
				8-	30-	38-	0	0	0	0	1-	13-	25-	1+
RURAL	84	83	CHANGE	1	38	39	0	0	0	0	4	12	21	2
				9	64	73	0	0	0	0	1	27	44	1
				8-	26-	34-	0	0	0	0	3+	15-	23-	1+
SHERIFF	84	83	CHANGE	1	22	23	0	0	0	0	2	7	14	0
				9	51	60	0	0	0	0	1	23	35	1
				8-	29-	37-	0	0	0	0	1+	16-	21-	1-
STATE POLICE	84	83	CHANGE	0	16	16	0	0	0	0	2	5	7	2
				0	13	13	0	0	0	0	0	4	9	0
				0	3+	3+	0	0	0	0	2+	1+	2-	2+
MUNICIPAL	84	83	CHANGE	3	11	14	0	0	0	0	0	5	9	0
				3	15	18	0	0	0	0	4	3	11	0
				0	4-	4-	0	0	0	0	4-	2+	2-	0
KINGWOOD PD	84	83	CHANGE	3	10	13	0	0	0	0	0	6	9	0
				3	14	17	0	0	0	0	3	3	11	0
				0	4-	4-	0	0	0	0	3-	1+	2-	0
TERRA ALTA PD	84	83	CHANGE	0	1	1	0	0	0	0	0	1	0	0
				0	0	0	0	0	0	0	1	0	0	0
				0	0	0	0	0	0	0	1-	1+	0	0
ROWLESBURG PD	84	83	CHANGE	0	0	0	0	0	0	0	0	0	0	0
				0	0	0	0	0	0	0	0	0	0	0
				0	0	0	0	0	0	0	0	0	0	0
MASONTOWN PD	84	83	CHANGE	0	0	0	0	0	0	0	0	0	0	0
				0	0	0	0	0	0	0	0	0	0	0
				0	0	0	0	0	0	0	0	0	0	0

PART I ARRESTS BY CHARGE AND AGENCY TYPE
 GRAND CRIMINAL HOMICIDE FORCIBLE ROBBERY AGGRAV BURGULARY LARCENY AUTO
 JUVENILE ADULTS MURDER CRIMINAL NEG MANSL RAPE ASSAULT THEFT

AGENCY	CHARGE	JUVENILE	ADULTS	GRAND TOTAL	MURDER	CRIMINAL	NEG	MANSL	RAPE	ROBBERY	AGGRAV ASSAULT	BURGULARY	LARCENY	AUTO THEFT
NEWBURG PD	84	0	0	0	0	0	0	0	0	0	0	0	0	0
	83	0	0	0	0	0	0	0	0	0	0	0	0	0
	CHANGE	0	0	0	0	0	0	0	0	0	0	0	0	0
TUNNELTON PD	84	0	0	0	0	0	0	0	0	0	0	0	0	0
	83	0	0	0	0	0	0	0	0	0	0	0	0	0
	CHANGE	0	0	0	0	0	0	0	0	0	0	0	0	0
PUTNAM CTY	84	13	111	124	0	0	0	0	3	6	4	41	57	13
	83	7	83	90	0	0	0	0	2	4	14	35	32	3
	CHANGE	6+	28+	34+	0	0	0	0	1+	2+	10-	6+	25+	10+
RURAL	84	9	107	116	0	0	0	0	3	6	4	41	51	11
	83	5	83	88	0	0	0	0	2	4	14	34	31	3
	CHANGE	4+	24+	28+	0	0	0	0	1+	2+	10-	7+	20+	8+
SHERIFF	84	7	80	87	0	0	0	0	2	5	3	23	44	10
	83	5	78	83	0	0	0	0	1	3	14	32	30	3
	CHANGE	2+	2+	4+	0	0	0	0	1+	2+	11-	9-	14+	7+
STATE POLICE	84	2	27	29	0	0	0	0	1	1	1	18	7	1
	83	0	5	5	0	0	0	0	1	1	0	2	1	0
	CHANGE	2+	22+	24+	0	0	0	0	0	0	1+	16+	6+	1+
MUNICIPAL	84	4	4	8	0	0	0	0	0	0	0	0	6	2
	83	2	0	2	0	0	0	0	0	0	0	1	1	0
	CHANGE	2+	4+	6+	0	0	0	0	0	0	0	1-	5+	2+
HURRICANE PD	84	4	4	8	0	0	0	0	0	0	0	0	6	2
	83	2	0	2	0	0	0	0	0	0	0	1	1	0
	CHANGE	2+	4+	6+	0	0	0	0	0	0	0	1-	5+	2+
ELEANOR PD	84	0	0	0	0	0	0	0	0	0	0	0	0	0
	83	0	0	0	0	0	0	0	0	0	0	0	0	0
	CHANGE	0	0	0	0	0	0	0	0	0	0	0	0	0
POCA PD	84	0	0	0	0	0	0	0	0	0	0	0	0	0
	83	0	0	0	0	0	0	0	0	0	0	0	0	0
	CHANGE	0	0	0	0	0	0	0	0	0	0	0	0	0
BANCROFT PD	84	0	0	0	0	0	0	0	0	0	0	0	0	0
	83	0	0	0	0	0	0	0	0	0	0	0	0	0
	CHANGE	0	0	0	0	0	0	0	0	0	0	0	0	0
RALEIGH CTY	84	234	574	808	3	0	0	0	9	23	59	141	547	26
	83	198	555	753	4	1	1	1	5	18	58	99	540	28
	CHANGE	36+	19+	55+	1-	1-	1-	1-	4+	5+	1+	42+	7+	2-

	CHARGE	JUVENILE		ADULTS		GRAND TOTAL	MURDER	CRIMINAL	HOMICIDE	FORCIBLE	ROBBERY	AGGRAV ASSAULT	BURGLARY	LARCENY	AUTO THEFT
		84	83	84	83										
RURAL	84	44	212	256	3	0	6	12	48	71	104	12			
	83	40	212	252	4	0	4	7	51	53	113	20			
	CHANGE	4+	0	4+	1-	0	2+	5+	3-	18+	9-	8-			
SHERIFF	84	8	123	131	2	0	5	3	33	19	68	0			
	83	13	111	124	3	0	4	3	32	19	61	3			
	CHANGE	5-	12+	7+	1+	0	1+	0	1+	0	7+	3-			
STATE POLICE	84	36	89	125	0	0	1	9	15	52	36	12			
	83	27	101	128	2	0	0	4	19	34	52	17			
	CHANGE	9+	12-	3-	2-	0	1+	5+	4-	18+	16-	5-			
MUNICIPAL	84	190	362	552	0	0	3	11	11	70	443	14			
	83	158	343	501	0	1	1	11	17	46	427	8			
	CHANGE	32+	19+	51+	0	1-	2+	0	4+	24+	16+	6+			
BECKLEY PD	84	178	351	529	0	0	3	11	5	66	431	13			
	83	157	329	486	0	1	1	11	4	40	422	7			
	CHANGE	21+	22+	43+	0	1-	2+	0	1+	26+	9+	6+			
LESTER PD	84	0	0	0	0	0	0	0	0	0	0	0			
	83	1	8	9	0	0	0	0	2	5	2	0			
	CHANGE	1-	8-	9-	0	0	0	0	2-	5-	2-	0			
MABSCOTT PD	84	10	6	16	0	0	0	0	2	2	12	0			
	83	2	2	4	0	0	0	0	0	1	0	1			
	CHANGE	10+	4+	14+	0	0	0	0	2+	1+	12+	1-			
SOPHIA PD	84	0	2	2	0	0	0	0	2	0	0	0			
	83	0	3	3	0	0	0	0	0	0	3	0			
	CHANGE	0	1-	1-	0	0	0	0	2+	0	3-	0			
RHODELL PD	84	2	3	5	0	0	0	0	2	2	0	1			
	83	0	1	1	0	0	0	0	1	0	0	0			
	CHANGE	2+	2+	4+	0	0	0	0	1+	2+	0	1+			

RANDOLPH CITY	84	31	139	170	2	0	5	0	13	46	98	6			
	83	21	117	138	0	0	6	6	12	43	63	9			
	CHANGE	10+	22+	32+	2+	0	0	6-	1+	3+	35+	3-			

RURAL	84	7	52	59	2	0	5	0	6	25	18	3			
	83	12	69	81	0	0	5	3	9	37	23	4			
	CHANGE	5-	17-	22-	2+	0	0	3-	3-	12-	5-	1-			
SHERIFF	84	3	8	11	0	0	0	0	1	7	3	0			
	83	0	18	18	0	0	0	0	0	7	0	3			
	CHANGE	3+	10-	7-	0	0	0	0	1+	1-	4-	3-			
STATE POLICE	84	4	44	48	2	0	5	0	5	18	15	3			
	83	12	51	63	0	0	5	3	9	29	16	1			
	CHANGE	8-	7-	15-	2+	0	0	3-	4-	11-	1-	2+			

JAN THRU DEC 84-83

PAGE 31

PART I ARRESTS BY CHARGE AND AGENCY TYPE
 JUVENILE ADULTS CRIMINAL HOMICIDE FORCIBLE ROBBERY AGGRAV BURGULARY LARCENY AUTO
 TOTAL MURDER NEG MANSL RAPE ASSAULT

AGENCY	CHARGE	JUVENILE	ADULTS	TOTAL	MURDER	NEG MANSL	RAPE	ROBBERY	AGGRAV ASSAULT	BURGULARY	LARCENY	AUTO THEFT
MUNICIPAL	84	24	87	111	0	0	0	0	7	21	80	3
	83	9	48	57	0	0	0	3	3	6	40	5
	CHANGE	15+	39+	54+	0	0	0	3-	4+	15+	40+	2-
ELKINS PD	84	23	83	106	0	0	0	0	5	21	80	0
	83	9	45	54	0	0	0	3	3	3	40	5
	CHANGE	14+	38+	52+	0	0	0	3-	2+	18+	40+	5-
MILL CREEK PD	84	1	4	5	0	0	0	0	2	0	0	3
	83	0	3	3	0	0	0	0	0	3	0	0
	CHANGE	1+	1+	2+	0	0	0	0	2+	3-	0	3+
RITCHIE CTY	84	11	28	39	0	0	3	0	8	9	19	0
	83	9	21	30	0	0	0	0	2	18	7	3
	CHANGE	2+	7+	9+	0	0	3+	0	6+	9-	12+	3-
RURAL	84	5	23	28	0	0	0	0	2	5	12	0
	83	2	16	18	0	0	0	0	2	9	5	2
	CHANGE	3+	7+	10+	0	0	3+	0	6+	4-	7+	2-
SHERIFF	84	0	1	1	0	0	0	0	0	1	0	0
	83	0	1	1	0	0	0	0	0	1	0	0
	CHANGE	0	0	0	0	0	0	0	0	0	0	0
STATE POLICE	84	5	22	27	0	0	0	3	8	4	12	0
	83	2	15	17	0	0	0	0	2	8	5	2
	CHANGE	3+	7+	10+	0	0	3+	0	6+	4-	7+	2-
MUNICIPAL	84	6	5	11	0	0	0	0	0	4	7	0
	83	7	5	12	0	0	0	0	0	9	2	1
	CHANGE	1-	0	1-	0	0	0	0	0	5-	5+	1-
HARRISVILLE PD	84	4	2	6	0	0	0	0	0	0	6	0
	83	5	4	9	0	0	0	0	0	6	2	1
	CHANGE	1-	2-	3-	0	0	0	0	0	6-	4+	1-
PENNSBORO PD	84	2	3	5	0	0	0	0	0	4	1	0
	83	2	1	3	0	0	0	0	0	3	0	0
	CHANGE	0	2+	2+	0	0	0	0	0	1+	1+	0
CAIRO PD	84	0	0	0	0	0	0	0	0	0	0	0
	83	0	0	0	0	0	0	0	0	0	0	0
	CHANGE	0	0	0	0	0	0	0	0	0	0	0
ROANE CTY	84	7	35	42	1	0	2	0	4	10	21	4
	83	8	46	54	0	0	1	1	4	26	21	1
	CHANGE	1-	11-	12-	1+	0	1+	1-	0	16-	0	3+

JAN THRU DEC 84-83

PART I ARRESTS BY CHARGE AND AGENCY TYPE
JUVENILE ADULTS

PAGE 32
AND AGENCY TYPE
GRAND CRIMINAL HOMICIDE FORCIBLE ROBBERY AGGRAV BURGLARY LARCENY AUTO
TOTAL MURDER NEG MANSL RAPE ASSAULT THEFT

AGENCY	CHARGE	84	83	CHG	JUV	ADULT	TOTAL	MURDER	NEG	MANSL	RAPE	ROBBERY	AGGRAV ASSAULT	BURGLARY	LARCENY	AUTO THEFT
RURAL		2	30		1	0	2	0	0	0	0	0	4	7	14	4
		4	40		0	0	1	1	0	0	0	1	3	25	13	1
	CHANGE	2-	10-		1+	0	1+	1-	0	0	0	1-	1+	18-	1+	3+
SHERIFF		0	3		0	0	0	0	0	0	0	0	0	1	2	0
		1	4		0	0	0	0	0	0	0	1	0	1	2	0
	CHANGE	1-	1-		0	0	2-	0	0	0	1-	0	0	0	0	1-
STATE POLICE		2	27		1	0	2	0	0	0	0	0	4	6	12	4
		3	36		0	0	1	0	0	0	0	0	3	24	11	0
	CHANGE	1-	9-		1+	0	1+	0	0	0	0	1+	1+	18-	1+	4+
MUNICIPAL		5	5		0	0	0	0	0	0	0	0	0	3	7	0
		4	6		0	0	0	0	0	0	0	0	1	1	8	0
	CHANGE	1+	1-		0	0	0	0	0	0	0	0	1-	2+	1-	0
SPENCER PD		5	5		0	0	0	0	0	0	0	0	0	3	7	0
		4	6		0	0	0	0	0	0	0	0	1	1	8	0
	CHANGE	1+	1-		0	0	0	0	0	0	0	0	1-	2+	1-	0

AGENCY	CHARGE	84	83	CHG	JUV	ADULT	TOTAL	MURDER	NEG	MANSL	RAPE	ROBBERY	AGGRAV ASSAULT	BURGLARY	LARCENY	AUTO THEFT
SUMMERS CTY		10	101		3	1	1	0	0	0	0	1	28	28	47	3
		24	87		0	0	0	0	0	0	0	0	35	20	49	7
	CHANGE	14-	14+		3+	1+	1+	0	0	0	0	1+	7-	8+	2-	4-

AGENCY	CHARGE	84	83	CHG	JUV	ADULT	TOTAL	MURDER	NEG	MANSL	RAPE	ROBBERY	AGGRAV ASSAULT	BURGLARY	LARCENY	AUTO THEFT
RURAL		6	56		3	1	1	0	0	0	0	1	27	19	10	1
		20	42		0	0	0	0	0	0	0	0	10	11	35	6
	CHANGE	14-	14+		3+	1+	1+	0	0	0	0	1+	17+	8+	25-	5-
SHERIFF		0	41		3	0	0	0	0	0	0	0	25	8	5	0
		0	20		0	0	0	0	0	0	0	0	9	2	7	2
	CHANGE	0	21+		3+	0	0	0	0	0	0	0	16+	6+	2-	2-
STATE POLICE		6	15		0	1	0	0	0	0	0	1	2	11	5	1
		20	22		0	0	0	0	0	0	0	0	1	9	28	4
	CHANGE	14-	7-		0	1+	1+	0	0	0	0	1+	1+	2+	23-	3-
MUNICIPAL		4	45		0	0	0	0	0	0	0	0	1	9	37	2
		4	45		0	0	0	0	0	0	0	0	25	9	14	1
	CHANGE	0	0		0	0	0	0	0	0	0	0	24-	0	23+	1+

AGENCY	CHARGE	84	83	CHG	JUV	ADULT	TOTAL	MURDER	NEG	MANSL	RAPE	ROBBERY	AGGRAV ASSAULT	BURGLARY	LARCENY	AUTO THEFT
HINTON PD		4	45		0	0	0	0	0	0	0	0	1	9	37	2
		4	45		0	0	0	0	0	0	0	0	25	9	14	1
	CHANGE	0	0		0	0	0	0	0	0	0	0	24-	0	23+	1+

AGENCY	CHARGE	84	83	CHG	JUV	ADULT	TOTAL	MURDER	NEG	MANSL	RAPE	ROBBERY	AGGRAV ASSAULT	BURGLARY	LARCENY	AUTO THEFT
TAYLOR CTY		3	44		2	0	9	0	0	0	0	9	4	8	15	0
		8	29		0	0	1	0	0	0	0	1	5	15	11	4
	CHANGE	5-	15+		2+	0	8+	0	0	0	0	8+	1-	7-	4+	4-

JAN THRU DEC 84-83

PAGE 33

PART I ARRESTS BY CHARGE AND AGENCY TYPE

AGENCY	CHARGE	ADULTS		TOTAL	MURDER	CRIMINAL	HOMICIDE	NEG MANSL	FORCIBLE RAPE	ROBBERY	AGGRAV ASSAULT	BURGLARY	LARCENY	AUTO THEFT
		JUVENILE	ADULTS											
RURAL	84	1	43	44	1	0	0	0	9	9	3	8	14	0
	83	8	24	32	0	0	0	0	0	1	4	12	11	4
	CHANGE	7-	19+	12+	1+	0	0	0	0	9+	8+	1-	4-	3+
SHERIFF	84	1	23	24	0	0	0	0	2	5	1	5	11	0
	83	4	11	15	0	0	0	0	0	1	0	3	10	1
	CHANGE	3-	12+	9+	0	0	0	0	2+	4+	1+	2+	1+	1-
STATE POLICE	84	0	20	20	1	0	0	0	7	4	2	3	3	0
	83	4	13	17	0	0	0	0	0	0	4	9	1	3
	CHANGE	4-	7+	3+	1+	0	0	0	7+	4+	2-	6-	2+	3-
MUNICIPAL	84	2	1	3	1	0	0	0	0	0	1	0	1	0
	83	0	5	5	0	0	0	0	1	0	1	3	0	0
	CHANGE	2+	4-	2-	1+	0	0	0	1-	0	0	3-	1+	0
GRAFTON PD	84	2	1	3	1	0	0	0	0	0	1	0	1	0
	83	0	5	5	0	0	0	0	1	0	1	3	0	0
	CHANGE	2+	4-	2-	1+	0	0	0	1-	0	0	3-	1+	0
FLEMINGTON PD	84	0	0	0	0	0	0	0	0	0	0	0	0	0
	83	0	0	0	0	0	0	0	0	0	0	0	0	0
	CHANGE	0	0	0	0	0	0	0	0	0	0	0	0	0
TUCKER CTY	84	20	25	45	0	0	0	0	0	0	4	10	19	12
	83	1	31	32	1	0	0	0	0	0	2	6	20	3
	CHANGE	19+	6-	13+	1-	0	0	0	0	0	2+	4+	1-	9+
RURAL	84	13	22	35	0	0	0	0	0	0	4	5	15	11
	83	1	28	29	1	0	0	0	0	0	2	5	19	2
	CHANGE	12+	6-	6+	1-	0	0	0	0	0	2+	0	4-	9+
SHERIFF	84	6	10	16	0	0	0	0	0	0	4	4	6	2
	83	0	10	10	0	0	0	0	0	0	0	2	6	2
	CHANGE	6+	0	6+	0	0	0	0	0	0	4+	2+	0	0
STATE POLICE	84	7	12	19	0	0	0	0	0	0	0	1	9	9
	83	1	18	19	1	0	0	0	0	0	2	3	13	0
	CHANGE	6+	6-	0	1-	0	0	0	0	0	2-	2-	4-	9+
MUNICIPAL	84	7	3	10	0	0	0	0	0	0	0	5	4	1
	83	0	3	3	0	0	0	0	0	0	0	1	1	1
	CHANGE	7+	0	7+	0	0	0	0	0	0	0	4+	3+	0
PARSONS PD	84	7	3	10	0	0	0	0	0	0	0	5	4	1
	83	0	3	3	0	0	0	0	0	0	0	1	1	1
	CHANGE	7+	0	7+	0	0	0	0	0	0	0	4+	3+	0
THOMAS PD	84	0	0	0	0	0	0	0	0	0	0	0	0	0
	83	0	0	0	0	0	0	0	0	0	0	0	0	0
	CHANGE	0	0	0	0	0	0	0	0	0	0	0	0	0

PART I ARRESTS BY CHARGE AND AGENCY TYPE

JUVENILE ADULTS GRAND CRIMINAL MURDER NEG MANSL RAPE ROBBERY AGGRAV ASSAULT BURGLARY LARCENY AUTO THEFT

AGENCY	CHARGE	JUVENILE	ADULTS	GRAND	CRIMINAL	MURDER	NEG	MANSL	RAPE	ROBBERY	AGGRAV	ASSAULT	BURGLARY	LARCENY	AUTO	THEFT
DAVIS PD	84	0	0	0	0	0	0	0	0	0	0	0	0	0	0	0
	83	0	0	0	0	0	0	0	0	0	0	0	0	0	0	0
	CHANGE	0	0	0	0	0	0	0	0	0	0	0	0	0	0	0
HAMBLETON PD	84	0	0	0	0	0	0	0	0	0	0	0	0	0	0	0
	83	0	0	0	0	0	0	0	0	0	0	0	0	0	0	0
	CHANGE	0	0	0	0	0	0	0	0	0	0	0	0	0	0	0
TYLER CTY	84	24	36	60	0	2	3	3	3	2	1	1	14	33	5	5
	83	19	32	51	1	0	5	2	2	0	5	5	5	17	4	4
	CHANGE	5	4	23	1	2	2	2	2	2	4	4	9	16	1	1
RURAL	84	15	28	43	0	1	3	3	3	2	1	1	12	19	5	5
	83	1	25	26	0	0	4	1	1	0	5	5	5	11	1	1
	CHANGE	14	3	17	0	1	1	1	1	2	4	4	7	8	4	4
SHERIFF	84	14	22	36	0	1	3	3	3	2	1	1	12	15	4	4
	83	1	15	16	0	0	1	1	1	0	0	0	1	11	0	0
	CHANGE	13	7	20	0	1	2	2	2	2	1	1	11	4	3	3
STATE POLICE	84	1	6	7	0	0	2	2	2	0	0	0	0	4	1	1
	83	0	10	10	0	0	1	1	1	0	5	5	4	0	0	0
	CHANGE	1	4	3	0	0	1	1	1	0	5	5	4	0	1	1
MUNICIPAL	84	9	7	17	0	1	0	0	0	0	0	0	2	14	0	0
	83	4	7	11	1	1	1	1	1	0	0	0	0	6	3	3
	CHANGE	5	1	6	1	1	1	1	1	0	0	0	2	8	0	0
PADEN CITY PD	84	1	0	1	0	0	0	0	0	0	0	0	1	0	0	0
	83	2	4	6	1	0	1	1	1	0	0	0	0	2	2	2
	CHANGE	1	4	5	1	0	1	1	1	0	0	0	1	2	2	2
SISTERSVILLE PD	84	7	8	15	0	1	0	0	0	0	0	0	1	13	0	0
	83	2	3	5	0	0	0	0	0	0	0	0	0	4	1	1
	CHANGE	5	5	10	0	1	0	0	0	0	0	0	1	9	1	1
MIDDLEBOURNE PD	84	1	0	1	0	0	0	0	0	0	0	0	0	1	0	0
	83	0	0	0	0	0	0	0	0	0	0	0	0	0	0	0
	CHANGE	1	0	1	0	0	0	0	0	0	0	0	0	1	0	0
FRIENDLY PD	84	0	0	0	0	0	0	0	0	0	0	0	0	0	0	0
	83	0	0	0	0	0	0	0	0	0	0	0	0	0	0	0
	CHANGE	0	0	0	0	0	0	0	0	0	0	0	0	0	0	0
UPSHUR CTY	84	50	180	230	2	0	2	2	2	3	17	17	56	123	27	27
	83	30	123	153	0	0	3	3	3	1	6	6	53	81	9	9
	CHANGE	20	57	77	2	0	1	1	1	2	11	11	3	42	18	18

JAN THRU DEC 84-83

PAGE 35

PART I ARRESTS BY CHARGE AND AGENCY TYPE

	CHARGE	JUVENILE		ADULTS		GRAND TOTAL	MURDER	NEG	MANSL	RAPE	FORCIBLE	ROBBERY	AGGRAV ASSAULT	BURGLARY	LARCENY	AUTO THEFT
		84	83	84	83											
RURAL	84	19	129	148	1	0	2	3	16	44	73	9				
	83	5	84	89	0	0	1	1	6	36	44	1				
	CHANGE	14+	45+	59+	1+	0	1+	2+	10+	8+	29+	8+				
SHERIFF	84	6	106	112	1	0	1	0	14	35	58	3				
	83	0	74	74	0	0	1	0	6	30	38	0				
	CHANGE	6+	32+	38+	1+	0	1+	0	8+	5+	20+	3+				
STATE POLICE	84	13	23	36	0	0	1	3	2	9	15	6				
	83	5	10	15	0	0	1	1	0	6	6	1				
	CHANGE	8+	13+	21+	0	0	0	2+	2+	3+	9+	5+				
MUNICIPAL	84	31	51	82	1	0	0	0	1	12	50	18				
	83	25	39	64	0	0	2	0	0	17	37	8				
	CHANGE	6+	12+	18+	1+	0	2-	0	1+	5-	13+	10+				
BUCKHANNON PD	84	31	51	82	1	0	0	0	1	12	50	18				
	83	25	39	64	0	0	2	0	0	17	37	8				
	CHANGE	6+	12+	18+	1+	0	2-	0	1+	5-	13+	10+				
WAYNE CTY	84	77	159	236	3	0	2	5	30	91	101	4				
	83	101	224	325	9	0	8	10	26	145	98	29				
	CHANGE	24-	65-	89-	6-	0	6-	5-	4+	54-	3+	25-				
RURAL	84	72	111	183	3	0	2	5	30	88	51	4				
	83	96	180	276	9	0	6	10	26	140	55	28				
	CHANGE	24-	69-	93-	6-	0	6-	5-	4+	52-	4-	24-				
SHERIFF	84	0	11	11	0	0	1	0	2	2	6	0				
	83	0	14	14	0	0	0	0	1	4	8	1				
	CHANGE	0	3-	3-	0	0	1+	0	1+	2-	2-	1-				
STATE POLICE	84	72	100	172	3	0	1	5	28	86	45	4				
	83	96	166	262	9	0	8	10	25	136	47	27				
	CHANGE	24-	66-	90-	6-	0	7-	5-	3+	50-	2-	23-				
MUNICIPAL	84	5	48	53	0	0	0	0	0	3	50	0				
	83	5	44	49	0	0	0	0	0	5	43	1				
	CHANGE	0	4+	4+	0	0	0	0	0	2-	7+	1-				
CEREDO PD	84	0	38	38	0	0	0	0	0	1	37	0				
	83	1	44	45	0	0	0	0	0	2	43	0				
	CHANGE	1-	6-	7-	0	0	0	0	0	1-	6-	0				
KENOVA PD	84	5	10	15	0	0	0	0	0	2	13	0				
	83	4	0	4	0	0	0	0	0	3	0	1				
	CHANGE	1+	10+	11+	0	0	0	0	0	1-	13+	1-				
WAYNE PD	84	0	0	0	0	0	0	0	0	0	0	0				
	83	0	0	0	0	0	0	0	0	0	0	0				
	CHANGE	0	0	0	0	0	0	0	0	0	0	0				

PART I ARRESTS BY CHARGE AND AGENCY TYPE

JUVENILE ADULTS GRAND TOTAL CRIMINAL HOMICIDE FORCIBLE ROBBERY AGGRAV BURGLARY LARCENY AUTO THEFT
MURDER NEG MANSL RAPE ASSAULT

AGENCY	JUVENILE	ADULTS	GRAND TOTAL	CRIMINAL	HOMICIDE	FORCIBLE	ROBBERY	AGGRAV	BURGLARY	LARCENY	AUTO THEFT
FORT GAY PD	0	0	0	0	0	0	0	0	0	0	0
84	0	0	0	0	0	0	0	0	0	0	0
83	0	0	0	0	0	0	0	0	0	0	0
CHANGE	0	0	0	0	0	0	0	0	0	0	0
*****	*****	*****	*****	*****	*****	*****	*****	*****	*****	*****	*****
WEBSTER CTY TOTAL	7	41	48	3	0	0	2	6	19	17	1
84	7	41	48	3	0	0	2	6	19	17	1
83	2	76	78	0	1	1	9	9	22	33	3
CHANGE	5+	35-	30-	3+	1-	1-	7-	3-	3-	16-	2-
*****	*****	*****	*****	*****	*****	*****	*****	*****	*****	*****	*****
RURAL	2	37	39	3	0	0	2	6	13	14	1
84	2	37	39	3	0	0	2	6	13	14	1
83	2	71	73	0	1	1	6	9	22	31	3
CHANGE	0	34-	34-	3+	1-	1-	4-	3-	9-	17-	2-
*****	*****	*****	*****	*****	*****	*****	*****	*****	*****	*****	*****
SHERIFF	0	11	11	0	0	0	0	2	1	8	0
84	0	11	11	0	0	0	0	2	1	8	0
83	1	21	22	0	0	0	2	2	3	12	3
CHANGE	1-	10-	11-	0	0	0	2-	0	2-	4-	3-
*****	*****	*****	*****	*****	*****	*****	*****	*****	*****	*****	*****
STATE POLICE	2	26	28	3	0	0	2	4	12	6	1
84	2	26	28	3	0	0	2	4	12	6	1
83	1	50	51	0	1	1	4	7	19	13	0
CHANGE	1+	24-	23-	3+	1-	1-	2-	3-	7-	13-	1+
*****	*****	*****	*****	*****	*****	*****	*****	*****	*****	*****	*****
MUNICIPAL	5	4	9	0	0	0	0	0	6	3	0
84	5	4	9	0	0	0	0	0	6	3	0
83	0	5	5	0	0	0	3	0	0	2	0
CHANGE	5+	1-	4+	0	0	0	3-	0	6+	1+	0
*****	*****	*****	*****	*****	*****	*****	*****	*****	*****	*****	*****
WEBSTER SPRINGS PD	1	3	4	0	0	0	0	0	2	2	0
84	1	3	4	0	0	0	0	0	2	2	0
83	0	2	2	0	0	0	0	0	0	0	0
CHANGE	1+	1+	2+	0	0	0	0	0	2+	0	0
*****	*****	*****	*****	*****	*****	*****	*****	*****	*****	*****	*****
COWEN PD	0	1	1	0	0	0	0	0	0	1	0
84	0	1	1	0	0	0	0	0	0	1	0
83	0	0	0	0	0	0	0	0	0	0	0
CHANGE	0	1+	1+	0	0	0	0	0	0	1+	0
*****	*****	*****	*****	*****	*****	*****	*****	*****	*****	*****	*****
CAMDEN-ON-GAULEY PD	4	0	4	0	0	0	0	0	4	0	0
84	4	0	4	0	0	0	0	0	4	0	0
83	0	3	3	0	0	0	3	0	0	0	0
CHANGE	4+	3-	1+	0	0	0	3-	0	4+	0	0
*****	*****	*****	*****	*****	*****	*****	*****	*****	*****	*****	*****
WETZEL CTY TOTAL	20	105	125	0	1	0	1	3	20	91	9
84	20	105	125	0	1	0	1	3	20	91	9
83	21	78	99	0	0	1	4	3	19	67	5
CHANGE	1-	27+	26+	0	1+	1-	3-	0	1+	24+	4+
*****	*****	*****	*****	*****	*****	*****	*****	*****	*****	*****	*****
RURAL	2	23	25	0	1	0	1	0	2	17	4
84	2	23	25	0	1	0	1	0	2	17	4
83	0	21	21	0	0	1	3	3	5	6	3
CHANGE	2+	2+	4+	0	1+	1-	2-	3-	3-	11+	1+
*****	*****	*****	*****	*****	*****	*****	*****	*****	*****	*****	*****
SHERIFF	0	8	8	0	0	0	0	0	2	6	0
84	0	8	8	0	0	0	0	0	2	6	0
83	0	3	3	0	0	0	0	0	1	1	1
CHANGE	0	5+	5+	0	0	0	0	0	1+	5+	1-

JAN THRU DEC 84-83

PAGE 37

PART I ARRESTS BY CHARGE AND AGENCY TYPE

AGENCY	JUVENILE	ADULTS	GRAND TOTAL	MURDER	CRIMINAL	HOMICIDE	FORCIBLE	ROBBERY	AGGRAV ASSAULT	BURGLARY	LARCENY	AUTO THEFT
STATE POLICE	2	15	17	0	0	1	0	1	0	0	11	4
CHANGE	0	18	18	0	0	0	1	3	3	4	5	2
MUNICIPAL	18	82	100	0	0	0	0	0	3	18	74	5
CHANGE	21	57	78	0	0	0	0	1	0	14	61	2
HUNDRED PD	0	0	0	0	0	0	0	0	0	0	0	0
CHANGE	3	7	10	0	0	0	0	0	0	7	1	2
NEW MARTINSVILLE PD	18	82	100	0	0	0	0	0	3	18	74	5
CHANGE	18	50	68	0	0	0	0	1	0	7	60	0
PINE GROVE PD	0	0	0	0	0	0	0	0	0	0	0	0
CHANGE	0	0	0	0	0	0	0	0	0	0	0	0
SMITHFIELD PD	0	0	0	0	0	0	0	0	0	0	0	0
CHANGE	0	0	0	0	0	0	0	0	0	0	0	0
WIRT CTY TOTAL	9	17	26	0	0	0	0	0	1	10	15	0
CHANGE	3	14	17	0	0	0	3	2	4	2	6	0
RURAL	9	17	26	0	0	0	0	0	1	10	15	0
CHANGE	3	14	17	0	0	0	3	2	4	2	6	0
SHERIFF	0	1	1	0	0	0	0	0	0	0	1	0
CHANGE	2	0	2	0	0	0	0	0	0	2	0	0
STATE POLICE	9	16	25	0	0	0	0	0	0	10	14	0
CHANGE	1	14	15	0	0	0	3	2	4	0	6	0
MUNICIPAL	0	0	0	0	0	0	0	0	0	0	0	0
CHANGE	0	0	0	0	0	0	0	0	0	0	0	0
ELIZABETH PD	0	0	0	0	0	0	0	0	0	0	0	0
CHANGE	0	0	0	0	0	0	0	0	0	0	0	0
WOOD CTY TOTAL	101	387	488	3	0	0	12	17	23	78	332	23
CHANGE	124	459	583	1	1	1	13	20	29	109	364	27
ELIZABETH PD	23	52	75	3	0	1	1	3	6	31	32	4
CHANGE	23	52	75	3	0	1	1	3	6	31	32	4

JAN THRU DEC 84-83

PART I ARRESTS BY CHARGE AND AGENCY TYPE

PAGE 38

GRAND CRIMINAL HOMICIDE FORCIBLE ROBBERY AGGRAV BURGLARY LARCENY AUTO
 TOTAL MURDER NEG MANSL RAPE ASSAULT

AGENCY	CHARGE	JUVENILE	ADULTS	GRAND TOTAL	MURDER	NEG MANSL	RAPE	FORCIBLE	ROBBERY	AGGRAV ASSAULT	BURGLARY	LARCENY	AUTO THEFT
RURAL	84	9	90	99	2	0	5	11	5	25	42	9	
	83	12	117	129	0	1	6	3	11	41	54	13	
	CHANGE	3-	27-	30-	2+	1-	1-	8+	6-	16-	12-	4-	
SHERIFF	84	0	34	34	1	0	1	5	0	8	19	0	
	83	0	35	35	0	1	0	0	1	7	26	0	
	CHANGE	0	1-	1-	1+	1-	1+	5+	1-	1+	7-	0	
STATE POLICE	84	9	56	65	1	0	4	6	5	17	23	9	
	83	12	82	94	0	0	6	3	10	34	28	13	
	CHANGE	3-	26-	29-	1+	0	2-	3+	5-	17-	5-	4-	
MUNICIPAL	84	92	297	389	1	0	7	6	18	53	290	14	
	83	112	322	434	0	0	7	17	18	68	310	14	
	CHANGE	20-	25-	45-	1+	0	0	11-	0	15-	20-	0	
PARKERSBURG PD	84	54	234	288	1	0	7	4	14	48	208	6	
	83	80	228	308	0	0	7	15	17	65	192	12	
	CHANGE	26-	6+	20-	1+	0	0	11-	3-	17-	16+	6-	
VIENNA PD	84	37	59	96	0	0	0	2	3	4	79	8	
	83	32	92	124	0	0	0	2	1	2	117	2	
	CHANGE	5+	33-	28-	0	0	0	0	2+	2+	38-	6+	
WILLIAMSTOWN PD	84	1	4	5	0	0	0	0	1	1	3	0	
	83	0	2	2	0	0	0	0	0	1	1	0	
	CHANGE	1+	2+	3+	0	0	0	0	0	1+	0	2+	
***** WYOMING CITY TOTAL *****													
WYOMING CITY	84	28	41	69	4	0	1	1	1	4	22	28	9
	83	30	109	139	1	0	1	4	12	39	57	25	
	CHANGE	2-	68-	70-	3+	0	0	3-	8-	17-	29-	16-	
***** RURAL *****													
RURAL	84	13	28	41	4	0	1	1	1	13	17	4	
	83	14	69	83	1	0	0	0	11	22	36	13	
	CHANGE	1-	41-	42-	3+	0	1+	1+	10-	9-	19-	9-	
***** SHERIFF *****													
SHERIFF	84	0	0	0	0	0	0	0	0	0	0	0	0
	83	0	1	1	1-	0	0	0	0	0	0	0	0
	CHANGE	0	1-	1-	1-	0	0	0	0	0	0	0	0
***** STATE POLICE *****													
STATE POLICE	84	13	28	41	4	0	1	1	1	13	17	4	
	83	14	68	82	0	0	0	0	11	22	36	13	
	CHANGE	1-	40-	41-	4+	0	1+	1+	10-	9-	19-	9-	
***** MUNICIPAL *****													
MUNICIPAL	84	15	13	28	0	0	0	0	3	9	11	5	
	83	16	40	56	0	0	1	1	1	17	21	12	
	CHANGE	1-	27-	28-	0	0	1-	1-	2+	8-	10-	7-	
***** MULLENS PD *****													
MULLENS PD	84	7	3	10	0	0	0	0	1	6	1	2	
	83	1	18	19	0	0	0	0	1	4	8	5	
	CHANGE	6+	15-	9-	0	0	0	0	1-	2+	7-	3-	

JAN THRU DEC 84-83

	PART I ARRESTS BY CHARGE AND AGENCY TYPE		PAGE AND GRAND TOTAL	39 AGENCY TYPE										AUTO THEFT		
	JUVENILE	ADULTS		MURDER	CRIMINAL	HOMICIDE	FORCIBLE	ROBBERY	AGGRAV ASSAULT	BURGLARY	LARCENY					
PINEVILLE PD	0	1	1	0	0	0	0	0	0	0	0	0	0	0	1	0
	5	7	12	0	0	0	0	0	0	0	0	0	0	2	6	4
CHANGE	5-	6-	11-	0	0	0	0	0	0	0	0	0	0	2-	5-	4-
OCEANA PD	8	9	17	0	0	0	0	0	0	0	0	2	3	3	9	3
	10	15	25	0	0	0	1	3	0	11	7	0	11	7	7	3
CHANGE	2-	6-	8-	0	0	0	1-	3-	2+	8-	2+	0	8-	2+	2+	0

PART II ARRESTS BY CHARGE AND AGENCY TYPE

The report in this section details the number of persons arrested for Part II Offenses for the reporting periods of 1983 and 1984. Definitions for each of the Part II Offenses may be found in this book in the Table of Contents under the category entitled "Classification of Offenses."

PAGE 1
PART II ARRESTS BY CHARGE AND AGENCY TYPE
JUVENILE ADULTS GRAND OTHER ARSON FORGERY FRAUD EMBEZZLE STOLEN VANDAL ILLEGAL
TOTAL ASSAULTS PROPERTY WEAPONS

		JUVENILE	ADULTS	GRAND TOTAL	OTHER ASSAULTS	ARSON	FORGERY	FRAUD	EMBEZZLE	STOLEN PROPERTY	VANDAL	ILLEGAL WEAPONS	
WEST VIRGINIA TOTAL		84	3258	52485	55743	5521	187	794	6166	84	583	1599	2365
	83	3144	51716	54860	5663	152	810	5062	66	622	1562	2669	
	CHANGE	114+	769+	883+	142-	35+	16-	1104+	18+	39-	37+	304-	
RURAL		84	869	28803	29672	3389	100	590	5930	56	332	873	1731
	83	1010	29554	30564	3518	88	562	4813	55	352	831	2105	
	CHANGE	141-	751-	892-	129-	12+	28+	1117+	1+	20-	42+	374-	
SHERIFF'S		84	305	19574	19879	2295	34	189	4873	18	104	453	1457
	83	415	21257	21672	2681	31	196	4022	23	126	501	1861	
	CHANGE	110-	1683-	1793-	386-	3+	7-	851+	5-	22-	48-	404-	
STATE POLICE		84	564	9229	9793	1094	66	401	1057	38	228	420	274
	83	595	8297	8892	837	57	366	791	32	226	330	244	
	CHANGE	31-	932+	901+	257+	9+	35+	266+	6+	2+	90+	30+	
MUNICIPAL		84	2389	23682	26071	2132	87	204	236	28	251	726	634
	83	2134	22162	24296	2145	64	248	249	11	270	731	564	
	CHANGE	255+	1520+	1775+	13-	23+	44-	13-	17+	19-	5-	70+	
BARBOUR CTY TOTAL		84	3	358	361	24	1	17	18	0	1	10	
	83	10	386	396	27	1	1	26	0	1	7	34	
	CHANGE	7-	28-	35-	3-	0	16+	8-	0	1-	6-	24-	
RURAL		84	3	223	226	12	1	17	18	0	1	10	
	83	7	272	279	25	0	1	26	0	1	4	32	
	CHANGE	4-	49-	53-	13-	1+	16+	8-	0	0	4-	22-	
SHERIFF		84	3	138	141	9	1	0	1	0	0	9	
	83	5	165	170	13	0	1	0	0	1	0	28	
	CHANGE	2-	27-	29-	4-	1+	1-	1+	0	1-	0	19-	
STATE POLICE		84	0	85	85	3	0	17	17	0	1	1	
	83	2	107	109	12	0	0	26	0	0	4	4	
	CHANGE	2-	22-	24-	9-	0	17+	9-	0	1+	4-	3-	
MUNICIPAL		84	0	135	135	12	0	0	0	0	1	0	
	83	3	114	117	2	1	0	0	0	1	3	2	
	CHANGE	3-	21+	18+	10+	1-	0	0	0	1-	2-	2-	
BELINGTON PD		84	0	46	46	0	0	0	0	0	0	0	
	83	1	50	51	1	0	0	0	0	0	0	0	
	CHANGE	1-	4-	5-	1-	0	0	0	0	0	0	0	
PHILIPPI PD		84	0	89	89	12	0	0	0	0	1	0	
	83	2	64	66	1	1	0	0	0	1	3	2	
	CHANGE	2-	25+	23+	11+	1-	0	0	0	1-	2-	2-	
BERKELEY CTY TOTAL		84	217	1365	1582	225	17	20	37	2	16	52	51
	83	252	1516	1768	186	5	34	45	4	16	59	61	
	CHANGE	35-	151-	186-	39+	12+	14-	8-	2-	0	7-	10-	
RURAL		84	16	594	610	86	1	11	23	2	10	24	27
	83	18	646	664	60	3	16	33	3	12	10	23	
	CHANGE	2-	52-	54-	26+	2-	5-	10-	1-	2-	14+	4+	
SHERIFF		84	14	332	346	56	0	2	3	2	8	3	19
	83	11	352	363	38	0	1	5	0	11	3	18	
	CHANGE	3+	20-	17-	18+	0	1+	2-	2+	3-	0	1+	
STATE POLICE		84	2	262	264	30	1	9	20	0	2	21	8
	83	7	294	301	22	3	15	28	3	1	7	5	
	CHANGE	5-	32-	37-	8+	2-	6-	8-	3-	1+	14+	3+	
MUNICIPAL		84	201	771	972	139	16	9	14	0	6	28	24
	83	234	870	1104	126	2	18	12	1	4	49	38	
	CHANGE	33-	99-	132-	13+	14+	9-	2+	1-	2+	21-	14-	
MARTINSBURG PD		84	201	771	972	139	16	9	14	0	6	28	24
	83	234	870	1104	126	2	18	12	1	4	49	38	
	CHANGE	33-	99-	132-	13+	14+	9-	2+	1-	2+	21-	14-	
BOONE CTY TOTAL		84	10	366	376	26	0	17	1	0	7	21	
	83	15	330	345	28	4	5	1	0	3	14	29	
	CHANGE	5-	36+	31+	2-	4-	12+	0	0	3-	7-	8-	
RURAL		84	5	300	305	17	0	17	1	0	6	19	
	83	12	249	261	22	4	5	1	0	3	11	27	
	CHANGE	7-	51+	44+	5-	4-	12+	0	0	3-	5-	8-	
SHERIFF		84	1	141	142	2	0	2	0	0	2	9	
	83	0	117	117	12	1	0	1	0	1	1	21	
	CHANGE	1+	24+	25+	10-	1-	2+	1-	0	1-	1+	12-	
STATE POLICE		84	4	159	163	15	0	15	1	0	4	10	
	83	12	132	144	10	3	5	0	0	2	10	6	
	CHANGE	8-	27+	19+	5+	3-	10+	1+	0	2-	6-	4+	
MUNICIPAL		84	5	66	71	9	0	0	0	0	1	2	
	83	3	81	84	6	0	0	0	0	0	3	2	
	CHANGE	2+	15-	13-	3+	0	0	0	0	0	2-	0	
MADISON PD		84	4	56	60	9	0	0	0	0	0	2	
	83	0	62	62	0	0	0	0	0	0	0	2	
	CHANGE	4+	6-	2-	9+	0	0	0	0	0	0	0	

	COML VICE	SEX OFFENSES	NARCOTIC AND DRUG	PART II GAMBLING	ARRESTS BY FAMILY OFFENSES	CHARGE DRIVING UND INFL	PAGE 2 AND LIQUOR LAWS	AGENCY TYPE DRUNK-ENNESS	DISORD CONDUCT	VAGRANCY	OTHER OFFENSES	SUSPICION	CURFEW LOITER	RUN-AWAYS
WVAAL	121 92 29+	421 396 25+	1699 1695 4+	208 246 38-	242 458 216-	7427 6987 440+	1194 489 705+	12310 12663 353-	1922 1968 46-	48 36 12+	12278 12675 397-	0 0 0	212 177 35+	362 372 10-
WVARU	24 4 20+	198 170 28+	907 932 25-	24 131 107-	203 408 205-	3475 3620 145-	112 96 16+	3254 3826 572-	80 124 44-	10 9 1+	8177 8694 517-	0 0 0	13 2 11+	194 224 30-
WVASO	22 2 20+	66 88 22-	468 500 32-	3 10 7-	139 362 223-	1883 1913 30-	36 29 7+	1668 2122 454-	36 99 63-	8 6 2+	6038 7012 974-	0 0 0	10 1 9+	79 87 8-
WVASP	2 2 0	132 82 50+	439 432 7+	21 121 100-	64 46 18+	1592 1707 115-	76 67 9+	1586 1704 118-	44 25 19+	2 3 1-	2139 1682 457+	0 0 0	3 1 2+	115 137 22-
WVAZZ	97 88 9+	223 226 3-	792 763 29+	184 115 69+	39 50 11-	3952 3367 585+	1082 393 689+	9056 8837 219+	1842 1844 2-	38 27 11+	4101 3981 120+	0 0 0	199 175 24+	168 148 20+
001AL	0 0 0	0 2 2-	10 5 5+	0 0 0	1 1 0	59 61 2-	0 2 2-	88 101 13-	2 0 2+	0 0 0	128 119 9+	0 0 0	0 0 0	1 7 6-
001RU	0 0 0	0 2 2-	9 4 5+	0 0 0	1 1 0	18 32 14-	0 2 2-	24 42 18-	1 0 1+	0 0 0	113 100 13+	0 0 0	0 0 0	1 7 6-
00150	0 0 0	0 2 2-	0 2 2-	0 0 0	1 0 0	5 14 9-	0 0 0	8 15 7-	0 0 0	0 0 0	106 88 18+	0 0 0	0 0 0	1 5 4-
001SP	0 0 0	0 0 0	9 2 7+	0 0 0	0 0 0	13 18 5-	0 2 2-	16 27 11-	1 0 1+	0 0 0	7 12 5-	0 0 0	0 0 0	0 2 2-
001ZZ	0 0 0	0 0 0	1 1 0	0 0 0	0 0 0	41 29 12+	0 0 0	64 59 5+	1 0 1+	0 0 0	15 19 4-	0 0 0	0 0 0	0 0 0
00101	0 0 0	0 0 0	0 0 0	0 0 0	0 0 0	29 12 17+	0 0 0	13 23 10-	0 0 0	0 0 0	4 15 11-	0 0 0	0 0 0	0 0 0
00102	0 0 0	0 0 0	1 1 0	0 0 0	0 0 0	12 17 5-	0 0 0	51 36 15+	1 0 1+	0 0 0	11 4 7+	0 0 0	0 0 0	0 0 0
002AL	0 0 0	15 22 7-	15 40 25-	1 2 1-	1 1 0	215 316 101-	8 4 4+	327 353 26-	59 91 32-	5 0 5+	478 467 11+	0 0 0	25 39 14-	13 23 10-
002RU	0 0 0	10 14 4-	9 18 9-	0 0 0	0 0 0	148 196 48-	2 0 2+	116 154 38-	0 0 0	0 0 0	139 117 22+	0 0 0	0 0 0	2 5 3-
00250	0 0 0	7 8 1-	3 6 3-	0 0 0	0 0 0	70 96 26-	0 0 0	68 92 24-	0 0 0	0 0 0	103 82 21+	0 0 0	0 0 0	2 3 1-
0025P	0 0 0	3 6 3-	6 12 6-	0 0 0	0 0 0	78 100 22-	2 0 2+	48 62 14-	0 0 0	0 0 0	36 35 1+	0 0 0	0 0 0	0 2 2-
00222	0 0 0	5 8 3-	6 22 16-	1 2 1-	1 1 0	67 120 53-	6 4 2+	211 199 12+	59 91 32-	5 0 5+	339 350 11-	0 0 0	25 39 14-	11 18 7-
00201	0 0 0	5 8 3-	6 22 16-	1 2 1-	1 1 0	67 120 53-	6 4 2+	211 199 12+	59 91 32-	5 0 5+	339 350 11-	0 0 0	25 39 14-	11 18 7-
003AL	0 0 0	4 4 0	44 12 32+	0 0 0	1 0 1+	77 127 50-	1 0 1+	118 58 60+	5 0 5+	0 0 0	52 59 7-	0 0 0	0 0 0	2 1 1+
003RU	0 0 0	1 4 3-	42 11 31+	0 0 0	1 0 1+	69 94 25-	1 0 1+	89 40 49+	0 0 0	0 0 0	40 38 2+	0 0 0	0 0 0	2 1 1+
00350	0 0 0	0 2 2-	1 2 1-	0 0 0	0 0 0	55 66 11-	0 0 0	67 6 61+	0 0 0	0 0 0	4 4 0	0 0 0	0 0 0	0 0 0
0035P	0 0 0	1 2 1-	41 9 32+	0 0 0	1 0 1+	14 28 14-	1 0 1+	22 34 12-	0 0 0	0 0 0	36 34 2+	0 0 0	0 0 0	2 1 1+
00322	0 0 0	3 0 3+	2 1 1+	0 0 0	0 0 0	8 33 25-	0 0 0	29 18 11+	5 0 5+	0 0 0	12 21 9-	0 0 0	0 0 0	0 0 0
00301	0 0 0	3 0 3+	2 0 2+	0 0 0	0 0 0	3 27 24-	0 0 0	29 12 17+	0 0 0	0 0 0	12 21 9-	0 0 0	0 0 0	0 0 0

WHITESVILLE PD	84	1	6	7	0	0	0	0	0	0	0	1	0
	83	3	7	10	6	0	0	0	0	0	0	3	0
CHANGE		2-	1-	3-	6-	0	0	0	0	0	0	2-	0
DANVILLE PD	84	0	4	4	0	0	0	0	0	0	0	0	0
	83	0	12	12	0	0	0	0	0	0	0	0	0
CHANGE		0	8-	8-	0	0	0	0	0	0	0	0	0

BRAXTON CTY TOTAL	84	11	148	159	5	0	1	2	0	0	1	34	
	83	5	133	138	5	0	1	0	0	1	1	21	
CHANGE		6+	15+	21+	0	0	0	2+	0	1-	0	13+	

RURAL	84	6	78	84	4	0	1	2	0	0	1	34	
	83	3	81	84	4	0	0	0	0	0	0	21	
CHANGE		3+	3-	0	0	0	1+	2+	0	0	1+	13+	
SHERIFF	84	1	45	46	0	0	1	0	0	0	0	30	
	83	3	57	60	3	0	0	0	0	0	0	20	
CHANGE		2-	12-	14-	3-	0	1+	0	0	0	0	10+	
STATE POLICE	84	5	33	38	4	0	0	2	0	0	1	4	
	83	0	24	24	1	0	0	0	0	0	0	1	
CHANGE		5+	9+	14+	3+	0	0	2+	0	0	1+	3+	
MUNICIPAL	84	5	70	75	1	0	0	0	0	0	0	0	
	83	2	52	54	1	0	1	0	0	1	1	0	
CHANGE		3+	18+	21+	0	0	1-	0	0	1-	1-	0	
GASSAWAY PD	84	0	0	0	0	0	0	0	0	0	0	0	
	83	0	11	11	0	0	1	0	0	1	0	0	
CHANGE		0	11-	11-	0	0	1-	0	0	1-	0	0	
SUTTON PD	84	5	67	72	0	0	0	0	0	0	0	0	
	83	2	39	41	1	0	0	0	0	0	0	0	
CHANGE		3+	28+	31+	1-	0	0	0	0	0	0	0	
BURNSVILLE PD	84	0	3	3	1	0	0	0	0	0	0	0	
	83	0	2	2	0	0	0	0	0	0	1	0	
CHANGE		0	1+	1+	1+	0	0	0	0	0	1-	0	

BROOKE CTY TOTAL	84	9	298	307	48	0	0	9	7	7	6	14	
	83	7	159	166	18	0	2	0	11	0	2	11	
CHANGE		2+	139+	141+	30+	0	2-	9+	4-	7+	4+	3+	

RURAL	84	7	254	261	44	0	0	9	7	7	5	14	
	83	4	108	112	13	0	2	0	11	0	0	11	
CHANGE		3+	146+	149+	31+	0	2-	9+	4-	7+	5+	3+	
SHERIFF	84	7	209	216	40	0	0	3	1	7	5	14	
	83	1	65	66	10	0	0	0	0	0	0	10	
CHANGE		6+	144+	150+	30+	0	0	3+	1+	7+	5+	4+	
STATE POLICE	84	0	45	45	4	0	0	6	6	0	0	0	
	83	3	43	46	3	0	2	0	11	0	0	1	
CHANGE		3-	2+	1-	1+	0	2-	6+	5-	0	0	1-	
MUNICIPAL	84	2	44	46	4	0	0	0	0	0	1	0	
	83	3	51	54	5	0	0	0	0	0	2	0	
CHANGE		1-	7-	8-	1-	0	0	0	0	0	1-	0	
FOLLANSBEE PD	84	0	0	0	0	0	0	0	0	0	0	0	
	83	0	2	2	0	0	0	0	0	0	0	0	
CHANGE		0	2-	2-	0	0	0	0	0	0	0	0	
WELLSBURG PD	84	2	29	31	4	0	0	0	0	0	1	0	
	83	3	49	52	5	0	0	0	0	0	2	0	
CHANGE		1-	20-	21-	1-	0	0	0	0	0	1-	0	
BETHANY PD	84	0	15	15	0	0	0	0	0	0	0	0	
	83	0	0	0	0	0	0	0	0	0	0	0	
CHANGE		0	15+	15+	0	0	0	0	0	0	0	0	

CABELL CTY TOTAL	84	564	3586	4150	477	24	40	630	3	52	183	137	
	83	613	4477	5090	531	21	52	280	2	73	196	146	
CHANGE		49-	891-	940-	54-	3+	12-	350+	1+	21-	13-	9-	

RURAL	84	34	1357	1391	69	6	10	603	0	10	47	26	
	83	65	1884	1949	144	5	9	213	0	13	52	44	
CHANGE		31-	527-	558-	75-	1+	1+	390+	0	3-	5-	18-	
SHERIFF	84	22	1181	1203	64	5	4	599	0	7	45	22	
	83	57	1769	1826	129	5	8	209	0	10	48	40	
CHANGE		35-	588-	623-	65-	0	4-	390+	0	3-	3-	18-	
STATE POLICE	84	12	176	188	5	1	4	0	3	2	4	4	
	83	8	115	123	15	0	1	4	0	3	4	4	
CHANGE		4+	61+	65+	10-	1+	5+	0	0	0	2-	0	
MUNICIPAL	84	530	2229	2759	408	18	30	27	3	42	136	111	
	83	548	2593	3141	387	16	43	67	2	60	144	102	
CHANGE		18-	364-	382-	21+	2+	13-	40-	1+	18-	8-	9+	
BARBOURSVILLE PD	84	17	102	119	7	1	0	3	0	0	4	0	
	83	34	130	164	1	0	1	1	0	10	0	0	
CHANGE		17-	28-	45-	6+	1+	1-	2+	0	10-	4+	0	
HUNTINGTON PD	84	513	2089	2602	397	17	28	24	3	38	132	111	
	83	508	2401	2909	378	16	42	64	2	49	144	100	
CHANGE		5+	312-	307-	19+	1+	14-	40-	1+	11-	12-	11+	

	COMPL VICE	SEX OFFENSES	NARCOTIC AND DRUG	PART II GAMBLING	ARRESTS FAMILY OFFENSES	BY CHARGE DRIVING UND INFL	PAGE 6 AND LIQUOR LAWS	AGENCY TYPE DRUNK-ENNESS	DISORD CONDUCT	VAGRANCY	OTHER OFFENSES	SUSPICION	CURFEW LOITER	RUN-AWAYS
00302	0	0	0	0	0	1	0	0	5	0	0	0	0	0
	0	0	0	0	0	0	0	0	5+	0	0	0	0	0
00305	0	0	0	0	0	4	0	0	0	0	0	0	0	0
	0	0	1	0	0	5	0	0	0	0	0	0	0	0
	0	0	1-	0	0	1-	0	6-	0	0	0	0	0	0
*****	*****													
004AL	0	3	6	0	0	41	2	33	0	0	27	0	4	0
	0	0	4	0	1	61	0	33	5	0	5	0	0	0
	0	3+	2+	0	1-	20-	2+	0	5-	0	22+	0	4+	0
*****	*****													
004RU	0	3	6	0	0	14	0	6	0	0	10	0	3	0
	0	0	4	0	1	38	0	11	0	0	5	0	0	0
	0	3+	2+	0	1-	24-	0	5-	0	0	5+	0	3+	0
004S0	0	0	3	0	0	10	0	1	0	0	1	0	0	0
	0	0	4	0	1	29	0	2	0	0	1	0	0	0
	0	0	1-	0	1-	19-	0	1-	0	0	0	0	0	0
004SP	0	3	3	0	0	4	0	5	0	0	9	0	3	0
	0	0	0	0	0	9	0	0	0	0	4	0	0	0
	0	3+	3+	0	0	5-	0	4-	0	0	5+	0	3+	0
004ZZ	0	0	0	0	0	27	2	27	0	0	17	0	1	0
	0	0	0	0	0	23	0	22	5	0	0	0	0	0
	0	0	0	0	0	4+	2+	5+	5-	0	17+	0	1+	0
00401	0	0	0	0	0	0	0	0	0	0	0	0	0	0
	0	0	0	0	0	0	0	7	0	0	0	0	0	0
	0	0	0	0	0	0	0	7-	2-	0	0	0	0	0
00402	0	0	0	0	0	27	2	26	0	0	16	0	1	0
	0	0	0	0	0	23	0	14	3	0	0	0	0	0
	0	0	0	0	0	4+	2+	12+	3-	0	16+	0	1+	0
00403	0	0	0	0	0	0	0	1	0	0	1	0	0	0
	0	0	0	0	0	0	0	1	0	0	0	0	0	0
	0	0	0	0	0	0	0	0	0	0	1+	0	0	0
*****	*****													
005AL	0	4	33	1	0	80	8	19	5	0	65	0	1	0
	0	4	2	0	0	27	4	17	15	1	51	0	1	0
	0	0	31+	1+	0	53+	4+	2+	10-	1-	14+	0	0	0
*****	*****													
005RU	0	3	32	1	0	65	2	10	0	0	61	0	1	0
	0	4	2	0	0	23	0	9	0	0	37	0	0	0
	0	1-	30+	1+	0	42+	2+	1+	0	0	24+	0	1+	0
005S0	0	2	32	1	0	56	2	9	0	0	43	0	1	0
	0	0	1	0	0	9	0	9	0	0	27	0	0	0
	0	2+	31+	1+	0	47+	2+	0	0	0	16+	0	1+	0
005SP	0	1	0	0	0	9	0	1	0	0	18	0	0	0
	0	4	1	0	0	14	0	0	0	0	10	0	0	0
	0	3-	1-	0	0	5-	0	1+	0	0	8+	0	0	0
005ZZ	0	1	1	0	0	15	6	9	5	0	4	0	0	0
	0	0	0	0	0	4	4	8	15	1	14	0	1	0
	0	1+	1+	0	0	11+	2+	1+	10-	1-	10-	0	1-	0
00501	0	0	0	0	0	0	0	0	0	0	0	0	0	0
	0	0	0	0	0	2	0	0	0	0	0	0	0	0
	0	0	0	0	0	2-	0	0	0	0	0	0	0	0
00502	0	1	1	0	0	10	3	4	4	0	3	0	0	0
	0	0	0	0	0	2	4	8	15	1	14	0	1	0
	0	1+	1+	0	0	8+	1-	4-	11-	1-	11-	0	1-	0
00505	0	0	0	0	0	5	3	5	1	0	1	0	0	0
	0	0	0	0	0	5+	0	0	0	0	0	0	0	0
	0	0	0	0	0	0	3+	5+	1+	0	1+	0	0	0
*****	*****													
006AL	19	38	261	75	9	242	319	1009	34	0	597	0	0	1
	10	39	307	43	7	322	138	1339	66	0	1511	0	0	7
	9+	1-	46-	32+	2+	80-	181+	330-	32-	0	914-	0	0	6-
*****	*****													
006RU	15	15	52	1	9	107	2	181	0	0	237	0	0	1
	0	4	81	0	5	106	0	189	0	0	1080	0	0	4
	15+	11+	29-	1+	4+	1+	2+	8-	0	0	843-	0	0	3-
006S0	15	6	50	1	9	56	2	108	0	0	209	0	0	1
	0	4	70	0	5	86	0	154	0	0	1056	0	0	2
	15+	2+	20-	1+	4+	30-	2+	46-	0	0	847-	0	0	1-
006SP	0	9	2	0	0	51	0	73	0	0	28	0	0	0
	0	0	11	0	0	20	0	35	0	0	24	0	0	2
	0	9+	9-	0	0	31+	0	38+	0	0	4+	0	0	2-
006ZZ	4	23	209	74	0	135	317	828	34	0	360	0	0	0
	10	35	226	43	2	214	138	1150	66	0	431	0	0	3
	6-	12-	17-	31+	2-	81-	179+	322-	32-	0	71-	0	0	3-
00601	0	3	17	0	0	23	0	27	2	0	32	0	0	0
	0	0	30	0	0	36	2	48	7	0	26	0	0	0
	0	3+	13-	0	0	13-	2-	21-	5-	0	6+	0	0	2-
00602	4	20	191	74	0	109	316	793	32	0	313	0	0	0
	10	35	191	43	2	175	129	1083	58	0	388	0	0	0
	6-	15-	0	31+	2-	66-	187+	290-	26-	0	75-	0	0	0

JAN THRU DEC 84-83

PART II ARRESTS BY CHARGE AND AGENCY TYPE
 JUVENILE ADULTS GRAND TOTAL OTHER ASSAULTS ARSON FORGERY FRAUD EMBEZZLE STOLEN PROPERTY VANDAL ILLEGAL WEAPONS

	84	83	CHANGE	JUVENILE	ADULTS	GRAND TOTAL	OTHER ASSAULTS	ARSON	FORGERY	FRAUD	EMBEZZLE	STOLEN PROPERTY	VANDAL	ILLEGAL WEAPONS
MILTON PD	84	0	10	10	0	0	0	0	2	0	0	0	0	0
	83	6	35	41	0	0	0	0	0	0	0	0	0	1
	CHANGE	6-	25-	31-	0	0	0	0	2+	0	0	0	0	1-
MU SECURITY POLICE	84	0	28	28	4	0	0	0	0	0	0	4	0	0
	83	0	27	27	8	0	0	0	0	2	0	1	0	1
	CHANGE	0	1+	1+	4-	0	0	0	0	2-	0	3+	0	1-

CALHOUN CTY TOTAL	84	7	140	147	16	9	1	1	0	0	4	8	12	
	83	9	127	136	15	3	15	4	0	7	8	17		
	CHANGE	2-	13+	11+	1+	6+	14-	3-	0	3-	0	0	5-	

RURAL	84	7	140	147	16	9	1	1	0	0	4	8	12	
	83	9	127	136	15	3	15	4	0	7	8	17		
	CHANGE	2-	13+	11+	1+	6+	14-	3-	0	3-	0	0	5-	
SHERIFF	84	0	10	10	0	0	0	0	0	0	0	0	10	
	83	1	16	17	0	0	0	0	0	0	0	0	15	
	CHANGE	1-	6-	7-	0	0	0	0	0	0	0	0	5-	
STATE POLICE	84	7	130	137	16	9	1	1	0	0	4	8	2	
	83	8	111	119	15	3	15	4	0	7	8	8	2	
	CHANGE	1-	19+	18+	1+	6+	14-	3-	0	3-	0	0	0	
MUNICIPAL	84	0	0	0	0	0	0	0	0	0	0	0	0	
	83	0	0	0	0	0	0	0	0	0	0	0	0	
	CHANGE	0	0	0	0	0	0	0	0	0	0	0	0	
GRANTSVILLE PD	84	0	0	0	0	0	0	0	0	0	0	0	0	
	83	0	0	0	0	0	0	0	0	0	0	0	0	
	CHANGE	0	0	0	0	0	0	0	0	0	0	0	0	

CLAY CTY TOTAL	84	28	359	387	63	6	15	49	2	23	18	18		
	83	5	318	323	29	2	52	65	0	3	1	24		
	CHANGE	23+	41+	64+	34+	4+	37-	16-	2+	20+	17+	6-		

RURAL	84	28	359	387	63	6	15	49	2	23	18	18		
	83	5	314	319	29	2	52	65	0	3	1	24		
	CHANGE	23+	45+	68+	34+	4+	37-	16-	2+	20+	17+	6-		
SHERIFF	84	0	203	203	41	0	0	41	0	0	0	8	10	
	83	0	231	231	24	0	50	65	0	0	0	0	22	
	CHANGE	0	28-	28-	17+	0	50-	24-	0	0	0	8+	12-	
STATE POLICE	84	28	156	184	22	6	15	8	2	23	10	8		
	83	5	83	88	5	2	2	0	0	3	1	2		
	CHANGE	23+	73+	96+	17+	4+	13+	8+	2+	20+	9+	6+		
MUNICIPAL	84	0	0	0	0	0	0	0	0	0	0	0	0	
	83	0	4	4	0	0	0	0	0	0	0	0	0	
	CHANGE	0	4-	4-	0	0	0	0	0	0	0	0	0	
CLAY PD	84	0	0	0	0	0	0	0	0	0	0	0	0	
	83	0	4	4	0	0	0	0	0	0	0	0	0	
	CHANGE	0	4-	4-	0	0	0	0	0	0	0	0	0	

DODDRIDGE CTY TOTAL	84	8	186	194	32	0	5	22	0	3	0	43		
	83	15	176	191	14	0	2	15	0	0	0	76		
	CHANGE	7-	10+	3+	18+	0	3+	7+	0	3+	0	33-		

RURAL	84	8	184	192	32	0	5	22	0	3	0	43		
	83	15	173	188	14	0	2	15	0	0	0	76		
	CHANGE	7-	11+	4+	18+	0	3+	7+	0	3+	0	33-		
SHERIFF	84	1	43	44	0	0	0	0	0	0	0	38		
	83	5	71	76	0	0	0	0	0	0	0	73		
	CHANGE	4-	28-	32-	0	0	0	0	0	0	0	35-		
STATE POLICE	84	7	141	148	32	0	5	22	0	3	0	5		
	83	10	102	112	14	0	2	15	0	0	0	3		
	CHANGE	3-	39+	36+	18+	0	3+	7+	0	3+	0	2+		
MUNICIPAL	84	0	2	2	0	0	0	0	0	0	0	0	0	
	83	0	3	3	0	0	0	0	0	0	0	0	0	
	CHANGE	0	1-	1-	0	0	0	0	0	0	0	0	0	
WEST UNION PD	84	0	2	2	0	0	0	0	0	0	0	0	0	
	83	0	3	3	0	0	0	0	0	0	0	0	0	
	CHANGE	0	1-	1-	0	0	0	0	0	0	0	0	0	

FAYETTE CTY TOTAL	84	117	1416	1533	147	5	23	34	2	16	74	48		
	83	116	1426	1542	159	7	18	22	1	21	40	42		
	CHANGE	1+	10-	9-	12-	2-	5+	12+	1+	5-	34+	6+		

RURAL	84	36	609	645	83	5	20	34	2	15	57	44		
	83	19	622	641	96	6	18	22	1	16	10	34		
	CHANGE	17+	13-	4+	13-	1-	2+	12+	1+	1-	47+	10+		
SHERIFF	84	2	324	356	52	2	5	30	1	8	7	38		
	83	5	321	369	54	4	8	21	1	7	3	24		
	CHANGE	3-	10-	13-	2-	2-	3-	9+	0	1+	4+	14+		
STATE POLICE	84	34	255	289	31	3	15	4	1	7	50	6		
	83	14	258	272	42	2	10	1	0	9	7	10		
	CHANGE	20+	3-	17+	11-	1+	5+	3+	1+	2-	43+	4-		

PART II

	COML VICE	SEX OFFENSES	NARCOTIC AND DRUG	GAMBLING	ARRESTS BY FAMILY OFFENSES	CHARGE DRIVING UND INFL	AND LIQUOR LAWS	AGENCY TYPE DRUNK-ENNESS	DISORD CONDUCT	VAGRANCY	OTHER OFFENSES	SUSPICION	CURFEW LOITER	RUN-AWAYS
00603	0	0	1	0	0	2	1	4	0	0	0	0	0	0
	0	0	3	0	0	5	7	15	1	0	8	0	0	1
	0	0	2-	0	0	3-	6-	11-	1-	0	8-	0	0	1-
00604	0	0	0	0	0	1	0	4	0	0	15	0	0	0
	0	0	2	0	0	0	0	4	0	0	9	0	0	0
	0	0	2-	0	0	1+	0	0	0	0	6+	0	0	0
*****	*****	*****	*****	*****	*****	*****	*****	*****	*****	*****	*****	*****	*****	*****
007AL	0	25	7	0	0	23	1	6	0	0	33	0	0	1
	0	2	12	0	0	26	0	4	0	0	23	0	0	0
	0	23+	5-	0	0	3-	1+	2+	0	0	10+	0	0	1+
*****	*****	*****	*****	*****	*****	*****	*****	*****	*****	*****	*****	*****	*****	*****
007RU	0	25	7	0	0	23	1	6	0	0	33	0	0	1
	0	2	12	0	0	26	0	4	0	0	23	0	0	0
	0	23+	5-	0	0	3-	1+	2+	0	0	10+	0	0	1+
00750	0	0	0	0	0	0	0	0	0	0	0	0	0	0
	0	0	0	0	0	0	0	0	0	0	2	0	0	0
	0	0	0	0	0	0	0	0	0	0	2-	0	0	0
0075P	0	25	7	0	0	23	1	6	0	0	33	0	0	1
	0	2	12	0	0	26	0	4	0	0	21	0	0	0
	0	23+	5-	0	0	3-	1+	2+	0	0	12+	0	0	1+
007Z2	0	0	0	0	0	0	0	0	0	0	0	0	0	0
	0	0	0	0	0	0	0	0	0	0	0	0	0	0
	0	0	0	0	0	0	0	0	0	0	0	0	0	0
00701	0	0	0	0	0	0	0	0	0	0	0	0	0	0
	0	0	0	0	0	0	0	0	0	0	0	0	0	0
	0	0	0	0	0	0	0	0	0	0	0	0	0	0
*****	*****	*****	*****	*****	*****	*****	*****	*****	*****	*****	*****	*****	*****	*****
008AL	0	6	16	0	0	29	0	54	1	0	85	0	0	2
	0	3	8	0	3	25	9	44	0	0	55	0	0	2
	0	3+	8+	0	3-	4+	9-	10+	1+	0	30+	0	0	2+
*****	*****	*****	*****	*****	*****	*****	*****	*****	*****	*****	*****	*****	*****	*****
008RU	0	6	16	0	0	29	0	54	1	0	85	0	0	2
	0	3	8	0	3	25	9	40	0	0	55	0	0	2
	0	3+	8+	0	3-	4+	9-	14+	1+	0	30+	0	0	2+
00850	0	0	5	0	0	6	0	15	0	0	77	0	0	0
	0	0	0	0	0	8	0	15	0	0	47	0	0	0
	0	0	5+	0	0	2-	0	0	0	0	30+	0	0	0
0085P	0	6	11	0	0	23	0	39	1	0	8	0	0	2
	0	3	8	0	3	17	9	25	0	0	8	0	0	0
	0	3+	3+	0	3-	6+	9-	14+	1+	0	0	0	0	2+
008Z2	0	0	0	0	0	0	0	0	0	0	0	0	0	0
	0	0	0	0	0	0	0	4	0	0	0	0	0	0
	0	0	0	0	0	0	0	4-	0	0	0	0	0	0
00801	0	0	0	0	0	0	0	0	0	0	0	0	0	0
	0	0	0	0	0	0	0	4	0	0	0	0	0	0
	0	0	0	0	0	0	0	4-	0	0	0	0	0	0
*****	*****	*****	*****	*****	*****	*****	*****	*****	*****	*****	*****	*****	*****	*****
009AL	0	0	9	0	0	6	0	6	0	0	65	0	0	3
	0	0	4	0	0	8	0	9	0	0	57	0	0	6
	0	0	5+	0	0	2-	0	3-	0	0	8+	0	0	3-
*****	*****	*****	*****	*****	*****	*****	*****	*****	*****	*****	*****	*****	*****	*****
009RU	0	0	8	0	0	5	0	6	0	0	65	0	0	3
	0	0	3	0	0	7	0	8	0	0	57	0	0	6
	0	0	5+	0	0	2-	0	2-	0	0	8+	0	0	3-
00950	0	0	2	0	0	2	0	1	0	0	1	0	0	0
	0	0	0	0	0	0	0	0	0	0	3	0	0	0
	0	0	2+	0	0	2+	0	1+	0	0	2-	0	0	0
0095P	0	0	6	0	0	3	0	5	0	0	64	0	0	3
	0	0	3	0	0	7	0	8	0	0	54	0	0	6
	0	0	3+	0	0	4-	0	3-	0	0	10+	0	0	3-
009Z2	0	0	1	0	0	1	0	0	0	0	0	0	0	0
	0	0	1	0	0	1	0	1	0	0	0	0	0	0
	0	0	0	0	0	0	0	1-	0	0	0	0	0	0
00901	0	0	1	0	0	1	0	0	0	0	0	0	0	0
	0	0	1	0	0	1	0	1	0	0	0	0	0	0
	0	0	0	0	0	0	0	1-	0	0	0	0	0	0
*****	*****	*****	*****	*****	*****	*****	*****	*****	*****	*****	*****	*****	*****	*****
010AL	0	16	90	0	23	417	9	400	81	0	129	0	8	11
	0	20	78	0	24	436	3	430	88	0	125	0	19	9
	0	4-	12+	0	1-	19-	6+	30-	7-	0	4+	0	11-	2+
*****	*****	*****	*****	*****	*****	*****	*****	*****	*****	*****	*****	*****	*****	*****
010RU	0	5	56	0	20	187	1	40	0	0	74	0	0	2
	0	6	57	0	22	199	3	61	2	0	82	0	0	6
	0	1-	1-	0	2-	12-	2-	21-	2-	0	8-	0	0	4-
01050	0	1	29	0	20	144	0	5	0	0	14	0	0	0
	0	1	18	0	21	137	0	27	0	0	42	0	0	1
	0	0	11+	0	1-	7+	0	22-	0	0	28-	0	0	1-
0105P	0	4	27	0	0	43	1	35	0	0	60	0	0	2
	0	5	39	0	1	62	3	34	2	0	40	0	0	5
	0	1-	12-	0	1-	19-	2-	1+	2-	0	20+	0	0	3-

PART II ARRESTS BY CHARGE AND AGENCY TYPE
 JUVENILE ADULTS GRAND TOTAL ARSON FORGERY FRAUD EMBEZZLE STOLEN PROPERTY VANDAL ILLEGAL WEAPONS

	84	83	84	83	84	83	84	83	84	83	84	83	84	83	84	83	84	83
MUNICIPAL	84	83	84	83	84	83	84	83	84	83	84	83	84	83	84	83	84	83
CHANGE																		
ANSTED PD	84	83	84	83	84	83	84	83	84	83	84	83	84	83	84	83	84	83
CHANGE																		
FAYETTEVILLE PD	84	83	84	83	84	83	84	83	84	83	84	83	84	83	84	83	84	83
CHANGE																		
MONTGOMERY PD	84	83	84	83	84	83	84	83	84	83	84	83	84	83	84	83	84	83
CHANGE																		
MOUNT HOPE PD	84	83	84	83	84	83	84	83	84	83	84	83	84	83	84	83	84	83
CHANGE																		
OAK HILL PD	84	83	84	83	84	83	84	83	84	83	84	83	84	83	84	83	84	83
CHANGE																		
MEADOW BRIDGE PD	84	83	84	83	84	83	84	83	84	83	84	83	84	83	84	83	84	83
CHANGE																		
SMITHERS PD	84	83	84	83	84	83	84	83	84	83	84	83	84	83	84	83	84	83
CHANGE																		
PAX PD	84	83	84	83	84	83	84	83	84	83	84	83	84	83	84	83	84	83
CHANGE																		
W VA TECH SECURITY	84	83	84	83	84	83	84	83	84	83	84	83	84	83	84	83	84	83
CHANGE																		
GAULEY BRIDGE PD	84	83	84	83	84	83	84	83	84	83	84	83	84	83	84	83	84	83
CHANGE																		

GILMER CTY TOTAL	84	83	84	83	84	83	84	83	84	83	84	83	84	83	84	83	84	83
CHANGE																		

RURAL	84	83	84	83	84	83	84	83	84	83	84	83	84	83	84	83	84	83
CHANGE																		
SHERIFF	84	83	84	83	84	83	84	83	84	83	84	83	84	83	84	83	84	83
CHANGE																		
STATE POLICE	84	83	84	83	84	83	84	83	84	83	84	83	84	83	84	83	84	83
CHANGE																		
MUNICIPAL	84	83	84	83	84	83	84	83	84	83	84	83	84	83	84	83	84	83
CHANGE																		
GLENVILLE PD	84	83	84	83	84	83	84	83	84	83	84	83	84	83	84	83	84	83
CHANGE																		
GLENVILLE ST SECURITY	84	83	84	83	84	83	84	83	84	83	84	83	84	83	84	83	84	83
CHANGE																		

GRANT CTY TOTAL	84	83	84	83	84	83	84	83	84	83	84	83	84	83	84	83	84	83
CHANGE																		

RURAL	84	83	84	83	84	83	84	83	84	83	84	83	84	83	84	83	84	83
CHANGE																		
SHERIFF	84	83	84	83	84	83	84	83	84	83	84	83	84	83	84	83	84	83
CHANGE																		
STATE POLICE	84	83	84	83	84	83	84	83	84	83	84	83	84	83	84	83	84	83
CHANGE																		
MUNICIPAL	84	83	84	83	84	83	84	83	84	83	84	83	84	83	84	83	84	83
CHANGE																		
PETERSBURG PD	84	83	84	83	84	83	84	83	84	83	84	83	84	83	84	83	84	83
CHANGE																		
BAYARD PD	84	83	84	83	84	83	84	83	84	83	84	83	84	83	84	83	84	83
CHANGE																		

GREENBRIER CTY TOTAL	84	83	84	83	84	83	84	83	84	83	84	83	84	83	84	83	84	83
CHANGE																		

	COML VICE	SEX OFFENSES	MARCOTIC AND DRUG	PART II GAMBLING	APRESTS FAMILY OFFENSES	BY CHARGE DRIVING UND INFL	LIQUOR LAWS	AGENCY TYPE DRUNK-ENNESS	DISORD CONDUCT	VAGRANCY	OTHER OFFENSES	SUSPICION LOITER	CURFEW	RUN-AWAYS
010ZZ	0	11	34	0	3	230	8	360	81	0	55	0	8	9
	0	14	21	0	2	237	0	369	86	0	43	0	19	3
	0	3-	13+	0	1+	7-	8+	9-	5-	0	12+	0	11-	6+
01001	0	0	3	0	0	13	0	15	11	0	6	0	0	2
	0	2-	2	0	1	36	0	16	20	0	7	0	0	0
	0	0	1+	0	1-	23-	0	1-	9-	0	1-	0	0	2+
01002	0	0	3	0	0	42	0	27	0	0	2	0	0	2
	0	0	0	0	0	28	0	25	0	0	0	0	0	0
	0	0	3+	0	0	14+	0	2+	0	0	2+	0	0	2+
01003	0	11	27	0	0	37	7	172	56	0	29	0	0	0
	0	12	14	0	0	30	0	188	61	0	23	0	0	0
	0	1-	13+	0	0	7+	7+	16-	5-	0	6+	0	0	0
01004	0	0	0	0	0	48	0	58	14	0	13	0	0	2
	0	0	1	0	0	36	0	22	2	0	7	0	0	0
	0	0	1-	0	0	12+	0	36+	12+	0	6+	0	0	2+
01005	0	0	0	0	0	75	0	82	0	0	5	0	8	3
	0	0	3	0	0	93	0	106	2	0	3	0	18	0
	0	0	3-	0	0	18-	0	24-	2-	0	2+	0	10-	3+
01006	0	0	0	0	0	0	0	0	0	0	0	0	0	0
	0	0	0	0	0	0	0	0	0	0	0	0	0	0
	0	0	0	0	0	0	0	0	0	0	0	0	0	0
01007	0	0	0	0	0	0	0	0	0	0	0	0	0	0
	0	0	1	0	0	5	0	2	0	0	0	0	0	0
	0	0	1-	0	1-	5-	0	2-	0	0	0	0	0	0
01008	0	0	0	0	0	7	1	4	0	0	0	0	0	0
	0	0	0	0	0	7	0	4	1	0	1	0	0	0
	0	0	0	0	0	0	1+	0	1-	0	1-	0	0	0
01009	0	0	0	0	0	0	0	0	0	0	0	0	0	0
	0	0	0	0	0	0	0	0	0	0	0	0	0	0
	0	0	0	0	0	0	0	0	0	0	0	0	0	0
01011	0	0	1	0	3	8	0	2	0	0	0	0	0	0
	0	0	0	0	0	2	0	6	0	0	2	0	1	3
	0	0	1+	0	3+	6+	0	4-	0	0	2-	0	1-	3-
*****	*****	*****	*****	*****	*****	*****	*****	*****	*****	*****	*****	*****	*****	*****
011AL	0	1	7	0	0	9	0	51	0	0	16	0	0	0
	0	0	1	0	1	14	0	37	0	0	19	0	0	0
	0	1+	6+	0	1-	5-	0	14+	0	0	3-	0	0	0
*****	*****	*****	*****	*****	*****	*****	*****	*****	*****	*****	*****	*****	*****	*****
011RU	0	0	5	0	0	1	0	4	0	0	11	0	0	0
	0	0	0	0	1	5	0	6	0	0	12	0	0	0
	0	0	5+	0	1-	4-	0	2-	0	0	1-	0	0	0
01150	0	0	5	0	0	0	0	0	0	0	1	0	0	0
	0	0	0	0	0	0	0	0	0	0	3	0	0	0
	0	0	5+	0	0	0	0	0	0	0	2-	0	0	0
0115P	0	0	0	0	0	1	0	4	0	0	10	0	0	0
	0	0	0	0	1-	5	0	6	0	0	9	0	0	0
	0	0	0	0	1-	4-	0	2-	0	0	1+	0	0	0
0112Z	0	1	2	0	0	8	0	47	0	0	5	0	0	0
	0	0	1	0	0	9	0	31	0	0	7	0	0	0
	0	1+	1+	0	0	1-	0	16+	0	0	2-	0	0	0
01101	0	1	2	0	0	8	0	45	0	0	1	0	0	0
	0	0	1	0	0	8	0	30	0	0	5	0	0	0
	0	1+	1+	0	0	0	0	15+	0	0	4-	0	0	0
01102	0	0	0	0	0	0	0	2	0	0	4	0	0	0
	0	0	0	0	0	1	0	1	0	0	2	0	0	0
	0	0	0	0	0	1-	0	1+	0	0	2+	0	0	0
*****	*****	*****	*****	*****	*****	*****	*****	*****	*****	*****	*****	*****	*****	*****
012AL	0	3	3	0	1	17	0	16	9	0	4	0	0	0
	0	2	7	0	0	31	0	24	7	0	11	0	0	2
	0	1+	4-	0	1+	14-	0	8-	2+	0	7-	0	0	2-
*****	*****	*****	*****	*****	*****	*****	*****	*****	*****	*****	*****	*****	*****	*****
012RU	0	3	3	0	1	12	0	15	0	0	3	0	0	0
	0	1	7	0	0	21	0	15	0	0	11	0	0	2
	0	2+	4-	0	1+	9-	0	0	0	0	8-	0	0	2-
01250	0	0	0	0	0	5	0	8	0	0	0	0	0	0
	0	0	0	0	0	6	0	5	0	0	11	0	0	0
	0	0	0	0	1+	1-	0	3+	0	0	11-	0	0	2-
0125P	0	3	3	0	0	7	0	7	0	0	3	0	0	0
	0	1	7	0	0	15	0	10	0	0	0	0	0	0
	0	2+	4-	0	0	8-	0	3-	0	0	3+	0	0	0
0122Z	0	0	0	0	0	5	0	1	9	0	1	0	0	0
	0	1	0	0	0	10	0	9	7	0	0	0	0	0
	0	1-	0	0	0	5-	0	8-	2+	0	1+	0	0	0
01201	0	0	0	0	0	5	0	1	9	0	1	0	0	0
	0	0	0	0	0	10	0	7	7	0	0	0	0	0
	0	0	0	0	0	5-	0	6-	2+	0	1+	0	0	0
01203	0	0	0	0	0	0	0	0	0	0	0	0	0	0
	0	1	0	0	0	0	0	2	0	0	0	0	0	0
	0	1-	0	0	0	0	0	2-	0	0	0	0	0	0
*****	*****	*****	*****	*****	*****	*****	*****	*****	*****	*****	*****	*****	*****	*****
013AL	0	0	47	0	3	178	0	101	32	1	92	0	0	0
	0	3	51	0	1	219	9	237	34	0	59	0	0	0
	0	3-	4-	0	2+	41-	9-	136-	2-	1+	33+	0	0	0

PART II ARRESTS BY CHARGE AND AGENCY TYPE
JUVENILE ADULTS GRAND TOTAL OTHER ASSAULTS

ARSON FORGERY FRAUD EMBEZZLE STOLEN PROPERTY VANDAL ILLEGAL WEAPONS

Table with columns for Agency Type (RURAL, SHERIFF, STATE POLICE, MUNICIPAL, LEWISBURG PD, RAINELLE PD, RONCEVERTE PD, WHITE SULPHUR SPRINGS PD, QUINWOOD PD, RUPERT PD, HAMPSHIRE CTY TOTAL, ROMNEY PD, HANCOCK CTY TOTAL, CHESTER PD, WEIRTON PD, NEW CUMBERLAND PD, HARDY CTY TOTAL) and rows for 84, 83, and CHANGE. Columns include counts for JUVENILE, ADULTS, GRAND TOTAL, OTHER ASSAULTS, ARSON, FORGERY, FRAUD, EMBEZZLE, STOLEN PROPERTY, VANDAL, and ILLEGAL WEAPONS.

	COML VICE	SEX OFFENSES	NARCOTIC AND DRUG	PART II GAMBLING	ARRESTS BY CHARGE FAMILY OFFENSES	DRIVING UND INFL	LIQUOR LAWS	AGENCY TYPE DRUNK-ENNESS	DISORD CONDUCT	VAGRANCY	OTHER OFFENSES	SUSPICION LOITER	CURFEW LOITER	RUN-AWAYS
013RU	0	0	39	0	3	70	0	37	1	0	63	0	0	0
	0	2	28	0	0	86	3	62	0	0	40	0	0	0
	0	2-	11+	0	3+	16-	3-	25-	1+	0	23+	0	0	0
01350	0	0	21	0	0	27	0	2	0	0	32	0	0	0
	0	2-	14	0	0	49	0	13	0	0	23	0	0	0
	0	0	7+	0	0	22-	0	11-	0	0	9+	0	0	0
013SP	0	0	18	0	3	43	0	35	1	0	31	0	0	0
	0	0	14	0	0	37	3	49	0	0	17	0	0	0
	0	0	4+	0	3+	6+	3-	14-	1+	0	14+	0	0	0
013ZZ	0	0	8	0	0	108	0	64	31	1	29	0	0	0
	0	1-	23	0	1	133	6	175	34	0	19	0	0	0
	0	0	15-	0	1-	25-	6-	111-	3-	1+	10+	0	0	0
01301	0	0	8	0	0	94	0	11	12	1	0	0	0	0
	0	1-	21	0	1	96	3	53	6	0	1	0	0	0
	0	0	13-	0	1-	2-	3-	42-	6+	1+	1-	0	0	0
01302	0	0	0	0	0	0	0	6	0	0	0	0	0	0
	0	0	0	0	0	0	0	29	0	0	0	0	0	0
	0	0	0	0	0	0	0	23-	0	0	0	0	0	0
01303	0	0	0	0	0	9	0	15	0	0	0	0	0	0
	0	0	2	0	0	31	3	58	2	0	0	0	0	0
	0	0	2-	0	0	22-	3-	43-	2-	0	0	0	0	0
01304	0	0	0	0	0	5	0	32	19	0	29	0	0	0
	0	0	0	0	0	6	0	35	26	0	18	0	0	0
	0	0	0	0	0	1-	0	3-	7-	0	11+	0	0	0
01305	0	0	0	0	0	0	0	0	0	0	0	0	0	0
	0	0	0	0	0	0	0	0	0	0	0	0	0	0
	0	0	0	0	0	0	0	0	0	0	0	0	0	0
01307	0	0	0	0	0	0	0	0	0	0	0	0	0	0
	0	0	0	0	0	0	0	0	0	0	0	0	0	0
	0	0	0	0	0	0	0	0	0	0	0	0	0	0
014AL	0	4	9	0	0	55	0	68	0	0	54	0	0	1
	1	6	9	2	7	55	0	34	0	0	42	0	0	0
	1-	2-	0	2-	7-	0	0	34+	0	0	12+	0	0	1+
014RU	0	4	8	0	0	32	0	38	0	0	54	0	0	1
	1	6	9	2	7	46	0	12	0	0	42	0	0	0
	1-	2-	1-	2-	7-	14-	0	26+	0	0	12+	0	0	1+
01450	0	0	2	0	0	13	0	18	0	0	11	0	0	0
	0	1-	6	0	7	23	0	2	0	0	21	0	0	0
	0	0	4-	0	7-	10-	0	16+	0	0	10-	0	0	0
0145P	0	4	6	0	0	19	0	20	0	0	43	0	0	1
	1	5	3	2	0	23	0	10	0	0	21	0	0	0
	1-	1-	3+	2-	0	4-	0	10+	0	0	22+	0	0	1+
014ZZ	0	0	1	0	0	23	0	30	0	0	0	0	0	0
	0	0	0	0	0	9	0	22	0	0	0	0	0	0
	0	0	1+	0	0	14+	0	8+	0	0	0	0	0	0
01401	0	0	1	0	0	23	0	30	0	0	0	0	0	0
	0	0	0	0	0	9	0	22	0	0	0	0	0	0
	0	0	1+	0	0	14+	0	8+	0	0	0	0	0	0
015AL	0	1	23	0	0	268	1	216	82	0	176	0	0	10
	1	1	26	0	0	158	2	227	106	0	152	0	7	6
	1-	0	3-	0	0	110+	1-	11-	24-	0	24+	0	7-	4+
015RU	0	0	13	0	0	61	0	35	0	0	113	0	0	1
	0	0	10	0	0	63	0	38	0	0	76	0	0	0
	0	0	3+	0	0	2-	0	3-	0	0	37+	0	0	1+
01550	0	0	13	0	0	61	0	35	0	0	111	0	0	1
	0	0	9	0	0	52	0	38	0	0	75	0	0	0
	0	0	4+	0	0	9+	0	3-	0	0	36+	0	0	1+
0155P	0	0	0	0	0	0	0	0	0	0	2	0	0	0
	0	0	1	0	0	11	0	0	0	0	1	0	0	0
	0	0	1-	0	0	11-	0	0	0	0	1+	0	0	0
015ZZ	0	1	10	0	0	207	1	181	82	0	63	0	0	9
	1	1	16	0	0	95	2	189	106	0	76	0	7	6
	1-	0	6-	0	0	112+	1-	8-	24-	0	13-	0	7-	3+
01501	0	0	0	0	0	0	0	10	4	0	5	0	0	0
	1	1	2	0	0	6	1	15	3	0	2	0	2	0
	1-	1-	2-	0	0	6-	1-	5-	1+	0	3+	0	2-	0
01502	0	1	9	0	0	172	1	153	75	0	53	0	0	9
	0	0	14	0	0	66	1	144	96	0	66	0	5	6
	0	1+	5-	0	0	106+	0	9+	21-	0	13-	0	5-	3+
01503	0	0	1	0	0	35	0	18	3	0	5	0	0	0
	0	0	0	0	0	23	0	30	7	0	8	0	0	0
	0	0	1+	0	0	12+	0	12-	4-	0	3-	0	0	0
016AL	0	0	3	0	0	32	0	14	9	2	29	0	8	0
	0	2	4	0	1	24	0	12	15	1	34	0	0	0
	0	2-	1-	0	1-	8+	0	2+	6-	1+	5-	0	8+	0

PART II ARRESTS BY CHARGE AND AGENCY TYPE
JUVENILE ADULTS GRAND OTHER ARSON FORGERY FRAUD EMBEZZLE STOLEN VANDAL ILLEGAL
TOTAL ASSAULTS PROPERTY WEAPONS

	84	83	84	83	84	83	84	83	84	83	84	83	84	83
RURAL	84	83	5	183	188	27	0	0	87	1	0	6	17	
CHANGE	3+	16-	13-	1-	0	0	15+	1-	0	3+	23-	0	3	40
SHERIFF	84	83	0	139	139	23	0	0	75	0	0	0	16	
CHANGE	1-	28-	29-	2-	0	0	3+	0	0	0	0	0	40	24-
STATE POLICE	84	83	5	44	49	4	0	0	12	1	0	6	1	
CHANGE	1+	32	33	3	0	0	0	0	12+	2	0	3	0	
MUNICIPAL	84	83	14	45	59	3	0	0	0	0	0	6	3	
CHANGE	3	39	42	0	0	1	0	0	0	1	2	1	1	
MOOREFIELD PD	84	83	8	31	39	2	0	0	0	0	0	1	0	
CHANGE	7+	21	22	9	0	0	0	0	0	0	0	0	0	
WARDENSVILLE PD	84	83	6	14	20	1	0	0	0	0	0	5	3	
CHANGE	4+	18	20	0	1+	0	1-	0	0	1-	3+	2+	2+	

HARRISON CTY TOTAL	84	83	92	1308	1400	217	4	11	11	1	8	42	61
CHANGE	26+	84+	110+	102+	3+	42-	7-	1-	14-	32+	3+	58	58

RURAL	84	83	7	607	614	157	1	7	3	0	6	16	35
CHANGE	10	506	516	65	0	29	8	2	17	5	32	3+	3+
SHERIFF	84	83	2	146	148	31	0	3	1	0	0	2	31
CHANGE	1-	164	167	21	0	3	2-	2-	2	0	29	2+	2+
STATE POLICE	84	83	5	461	466	126	1	4	2	0	6	14	4
CHANGE	7	342	349	44	0	29	5	0	15	5	3	1+	1+
MUNICIPAL	84	83	85	701	786	60	3	4	8	1	2	26	26
CHANGE	29+	718	774	50	1	24	10	1+	3-	5	26	0	0
BRIDGEPORT PD	84	83	3	132	135	4	0	0	3	1	2	1	4
CHANGE	6-	122	131	6	0	0	3-	1+	2+	0	1	7	3-
CLARKSBURG PD	84	83	51	421	472	45	0	2	3	0	0	14	20
CHANGE	26+	389	414	32	0	21	1	0	5	1	17	3+	3+
SALEM PD	84	83	7	113	120	9	1	2	2	0	0	2	2
CHANGE	2-	120	129	7	0	1	3	0	0	0	2	0	0
SHINNSTON PD	84	83	0	0	0	0	0	0	0	0	0	0	0
CHANGE	0	0	0	0	0	0	0	0	0	0	0	0	0
STONEWOOD PD	84	83	23	11	34	2	0	0	0	0	0	9	0
CHANGE	4	10	14	3	0	0	0	0	0	0	0	0	0
ANMOORE PD	84	83	0	17	17	0	0	0	0	0	0	0	0
CHANGE	2-	56	58	2	0	0	0	0	0	0	0	0	0
HUTTER FORT PD	84	83	0	0	0	0	0	0	0	0	0	0	0
CHANGE	2-	6	8	0	1	0	0	0	0	0	0	0	0
LUMBERPORT PD	84	83	1	7	8	0	2	0	0	0	0	0	0
CHANGE	4-	13	18	0	0	0	0	0	0	0	1	0	0
LOST CREEK PD	84	83	0	0	0	0	0	0	0	0	0	0	0
CHANGE	0	2	2	0	0	2-	0	0	0	0	0	0	0
WEST MILFORD PD	84	83	0	0	0	0	0	0	0	0	0	0	0
CHANGE	0	0	0	0	0	0	0	0	0	0	0	0	0

JACKSON CTY TOTAL	84	83	30	332	362	40	5	5	2	0	2	15	44
CHANGE	0	404	434	27	1	3	4	1	1	1+	12+	8-	8-

RURAL	84	83	2	198	200	21	1	1	0	0	2	1	43
CHANGE	12-	265	279	12	9+	0	3	3-	1-	1+	2	9-	9-
SHERIFF	84	83	2	120	122	21	1	0	0	0	2	1	43
CHANGE	11-	138	151	12	9+	1+	0	3-	0	1+	2	52	9-
STATE POLICE	84	83	0	78	78	0	0	1	0	0	0	0	0
CHANGE	1-	49-	50-	0	1-	2-	0	1-	0	0	0	0	0

	COMI VIOL	SEX OFFENSES	PART II NARCOTIC AND DUG	GAMBLING	ARRESTS BY FAMILY OFFENSES	CHARGE DRIVING UND INFL	AND AGENCY LIQUOR LAWS	TYPE DPUNK- ENNESS	DISORD CONDUCT	VAGPANCY	OTHER OFFENSES	SUSPICION	CURFEW LOITER	RUN- AWAYS
016RU	0	0	3	0	0	12	0	6	0	2	27	0	0	0
	0	2	4	0	0	11	0	5	0	1	33	0	0	0
	0	2-	1-	0	0	1+	0	1+	0	1+	6-	0	0	0
016SU	0	0	0	0	0	2	0	0	0	2	21	0	0	0
	0	1	1	0	0	1	0	0	0	0	28	0	0	0
	0	1-	1-	0	0	1+	0	0	0	2+	7-	0	0	0
016SP	0	0	3	0	0	10	0	6	0	0	6	0	0	0
	0	1	3	0	0	10	0	5	0	1	5	0	0	0
	0	1-	0	0	0	0	0	1+	0	1-	1+	0	0	0
016ZZ	0	0	0	0	0	20	0	8	9	0	2	0	8	0
	0	0	0	0	1	13	0	7	15	0	1	0	0	0
	0	0	0	0	1-	7+	0	1+	6-	0	1+	0	8+	0
01601	0	0	0	0	0	19	0	8	0	0	1	0	8	0
	0	0	0	0	0	13	0	7	1	0	1	0	0	0
	0	0	0	0	0	6+	0	1+	1-	0	0	0	8+	0
01602	0	0	0	0	0	1	0	0	9	0	1	0	0	0
	0	0	0	0	1	0	0	0	14	0	0	0	0	0
	0	0	0	0	1-	1+	0	0	5-	0	1+	0	0	0
017AL	9	13	32	2	3	167	21	370	44	2	349	0	29	4
	0	6	58	0	21	159	33	287	51	12	362	0	15	7
	9+	7+	26-	2+	18-	8+	12-	83+	7-	10-	13-	0	14+	3-
017RU	0	4	20	0	3	85	0	43	0	0	232	0	0	2
	0	1	26	0	8	82	10	45	0	0	183	0	0	3
	0	3+	6-	0	5-	3+	10-	2-	0	0	49+	0	0	1-
017SU	0	3	14	0	2	16	0	0	0	0	45	0	0	0
	0	0	7	0	2	10	0	9	0	0	82	0	0	0
	0	3+	7+	0	0	6+	0	9-	0	0	37-	0	0	0
017SP	0	1	6	0	1	69	0	43	0	0	187	0	0	2
	0	1	19	0	6	72	10	36	0	0	101	0	0	3
	0	0	13-	0	5-	3-	10-	7+	0	0	86+	0	0	1-
017ZZ	9	9	12	2	0	82	21	327	44	2	117	0	29	2
	0	5	32	0	13	77	23	242	51	12	179	0	15	4
	9+	4+	20-	2+	13-	5+	2-	85+	7-	10-	62-	0	14+	2-
01701	0	0	5	0	0	39	19	30	9	0	18	0	0	0
	0	0	1	0	9	17	23	41	9	0	11	0	0	0
	0	0	4+	0	9-	22+	4-	11-	0	0	7+	0	0	0
01702	8	8	5	2	0	26	2	211	30	2	77	0	15	2
	0	5	22	0	0	28	0	104	35	7	123	0	13	0
	8+	3+	17-	2+	0	2-	2+	107+	5-	5-	46-	0	2+	2+
01703	1	1	1	0	0	8	0	66	5	0	19	0	0	0
	0	1+	8	0	2	17	0	45	6	5	30	0	1	0
	1+	1+	7-	0	2-	9-	0	21+	1-	5-	11-	0	0	0
01704	0	0	0	0	0	0	0	0	0	0	0	0	0	0
	0	0	0	0	0	0	0	0	0	0	0	0	0	0
	0	0	0	0	0	0	0	0	0	0	0	0	0	0
01705	0	0	0	0	0	1	0	8	0	0	1	0	13	0
	0	0	0	0	0	1	0	8	1	0	0	0	1	0
	0	0	0	0	0	0	0	0	1-	0	1+	0	12+	0
01706	0	0	1	0	0	6	0	8	0	0	2	0	0	0
	0	0	0	0	2	7	0	34	0	0	11	0	0	0
	0	0	1+	0	2-	1-	0	26-	0	0	9-	0	0	2-
01707	0	0	0	0	0	0	0	0	0	0	0	0	0	0
	0	0	0	0	0	3	0	4	0	0	0	0	0	0
	0	0	0	0	0	3-	0	4-	0	0	0	0	0	0
01708	0	0	0	0	0	2	0	4	0	0	0	0	0	0
	0	0	1	0	0	4	0	6	0	0	4	0	0	0
	0	0	1-	0	0	2-	0	2-	0	0	4-	0	0	2-
01709	0	0	0	0	0	0	0	0	0	0	0	0	0	0
	0	0	0	0	0	0	0	0	0	0	0	0	0	0
	0	0	0	0	0	0	0	0	0	0	0	0	0	0
01710	0	0	0	0	0	0	0	0	0	0	0	0	0	0
	0	0	0	0	0	0	0	0	0	0	0	0	0	0
	0	0	0	0	0	0	0	0	0	0	0	0	0	0
018AL	0	0	22	0	1	73	4	81	3	0	63	0	0	2
	0	2	4	0	3	89	10	158	13	0	57	0	0	6
	0	2-	18+	0	2-	16-	6-	77-	10-	0	6+	0	0	4-
018RU	0	0	12	0	0	43	3	56	0	0	17	0	0	0
	0	2	3	0	1	60	10	105	0	0	23	0	0	0
	0	2-	9+	0	1-	17-	7-	49-	0	0	6-	0	0	0
018SU	0	0	12	0	0	17	3	5	0	0	17	0	0	0
	0	0	2	0	1	26	5	24	0	0	23	0	0	0
	0	0	10+	0	1-	9-	2-	19-	0	0	6-	0	0	0
018SP	0	0	0	0	0	26	0	51	0	0	0	0	0	0
	0	2	1	0	0	34	5	81	0	0	0	0	0	0
	0	2-	1-	0	0	8-	5-	30-	0	0	0	0	0	0

PART II ARRESTS BY CHARGE AND AGENCY TYPE
 JUVENILE ADULTS GRAND TOTAL OTHER ASSAULTS ARSON FORGERY FRAUD EMBEZZLE STOLEN PROPERTY VANDAL ILLEGAL WEAPONS

	84	83	CHANGE	84	83	CHANGE	84	83	CHANGE	84	83	CHANGE	84	83	CHANGE	84	83	CHANGE	84	83	CHANGE	84	83	CHANGE	84	83	CHANGE	84	83	CHANGE	84	83	CHANGE	84	83	CHANGE					
MUNICIPAL	84	83	CHANGE	28	16	12+	134	139	5-	162	155	7+	19	15	4+	4	0	4+	4	0	4+	2	0	1+	0	0	0	0	0	0	0	0	0	0	0	14	1	1+	1	0	1+
RAVENSWOOD PD	84	83	CHANGE	27	16	11+	111	95	16+	138	111	27+	17	15	2+	4	0	4+	4	0	4+	2	0	1+	0	0	0	0	0	0	0	0	0	0	14	1	1+	1	0	1+	
RIPLEY PD	84	83	CHANGE	1	0	1+	23	44	21-	24	44	20-	2	0	2+	0	0	0	0	0	0	0	0	0	0	0	0	0	0	0	0	0	0	0	0	0	0	0	0	0	
JEFFERSON CTY TOTAL	84	83	CHANGE	28	40	12-	715	845	130-	743	885	142-	87	148	61-	4	6	2-	7	7	0	26	48	22-	0	1	1-	12	14	2-	20	39	19	20	59	14	30	16-	14		
RURAL	84	83	CHANGE	9	15	6-	382	458	76-	391	473	82-	63	73	10-	2	6	4-	4	6	2-	25	47	22-	0	1	1-	9	9	0	5	42	37-	10	18	8-	10				
SHERIFF	84	83	CHANGE	0	0	0	106	192	86-	106	192	86-	32	41	9-	0	0	0	1	2	1-	22	38	16-	0	3	2-	1	3	0	0	11	11-	0	8	8	5-	3			
STATE POLICE	84	83	CHANGE	9	15	6-	276	266	10+	285	281	4+	31	32	1-	2	6	4-	3	4	1-	3	9	6-	0	1	1-	8	6	2+	5	31	26-	7	10	3-	7				
MUNICIPAL	84	83	CHANGE	19	25	6-	333	387	54-	352	412	60-	24	75	51-	2	0	2+	3	1	2+	1	0	0	0	0	2-	3	5	2-	15	17	2-	4	12	8-	4				
CHARLES TOWN PD	84	83	CHANGE	9	19	10-	193	239	46-	202	258	56-	21	61	40-	0	0	1+	2	1	0	0	0	1-	0	0	1-	2	3	1-	13	16	3-	3	6	3-	3				
SHEPHERDSTOWN PD	84	83	CHANGE	0	0	0	0	3	3-	0	3	3-	0	0	0	0	0	0	0	0	0	0	0	0	0	0	0	0	0	0	0	0	0	0	0	0	0	0			
RANSOM PD	84	83	CHANGE	0	2	2-	81	55	26+	81	57	24+	1	9	8-	2	0	2+	0	0	0	0	0	0	0	0	2-	0	2	1+	2	1	0	0	0	0	0	0			
HARPERS FERRY PD	84	83	CHANGE	10	4	6+	59	90	31-	69	94	25-	2	5	3-	0	0	1+	1	0	1+	1	0	1+	0	0	1+	1	0	0	0	0	0	0	0	0	0	1	6	5-	
KANAWHA CTY TOTAL	84	83	CHANGE	521	427	94+	11614	9684	1930+	12135	10111	2024+	795	1214	419-	35	28	7+	136	135	1+	1324	1380	56-	20	13	7+	83	72	11+	325	299	26+	320	251	69+	320				
RURAL	84	83	CHANGE	156	176	20-	5314	5531	217-	5470	5707	237-	345	726	381-	15	17	2-	61	106	45-	1286	1358	72-	11	9	2+	28	39	11-	190	203	13-	158	147	11+	158				
SHERIFF	84	83	CHANGE	45	62	17-	3960	4316	356-	4005	4378	373-	140	567	427-	3	3	0	7	24	17-	1214	1234	20-	2	10	1-	11	10	1+	126	169	43-	97	111	14-	97				
STATE POLICE	84	83	CHANGE	111	114	3-	1354	1215	139+	1465	1329	136+	205	159	46+	12	14	2-	54	82	28-	72	124	52-	9	6	3+	17	29	12-	64	34	30+	61	36	25+	61				
MUNICIPAL	84	83	CHANGE	365	251	114+	6300	4153	2147+	6665	4404	2261+	450	488	38-	20	11	9+	75	29	46+	38	22	16+	9	4	22+	55	33	22+	135	96	39+	162	104	58+	162				
BELLE PD	84	83	CHANGE	0	0	0	3	4	1-	3	4	1-	0	0	0	0	0	0	0	0	0	0	0	0	0	0	0	0	0	0	0	0	0	0	0	0	0	0	0		
CHARLESTON PD	84	83	CHANGE	216	142	74+	4505	2740	1765+	4721	2882	1839+	342	421	79-	20	10	10+	75	23	52+	36	20	16+	9	4	5+	30	26	4+	100	81	19+	132	79	53+	132				
DUNBAR PD	84	83	CHANGE	19	12	7+	434	289	145+	453	301	152+	23	12	11+	0	0	0	0	0	1+	1	0	1+	0	1	1+	2	1	1+	9	8	1+	7	5	2+	7				
NITRO PD	84	83	CHANGE	15	17	2-	184	184	0	199	201	2-	22	8	14+	0	0	0	0	1-	1-	0	0	1-	0	0	0	8	0	0	2	0	2+	0	2	2-	0				
ST ALBANS PD	84	83	CHANGE	27	27	0	239	187	52+	266	214	52+	13	20	7-	0	1	1-	0	5	5-	1	0	1+	0	0	3	3	0	11	7	4+	5	6	1-	5					
SOUTH CHARLESTON PD	84	83	CHANGE	76	48	28+	659	492	167+	735	540	195+	42	21	21+	0	0	0	0	0	0	0	0	0	0	0	3+	6	3	10	10	10+	17	9	8+	17					
CHESAPEAKE PD	84	83	CHANGE	1	0	1+	7	0	2+	3	0	3+	1	0	1+	0	0	0	0	0	0	0	0	0	0	0	0	0	0	0	0	0	0	0	0	0	0	0			
MARMET PD	84	83	CHANGE	0	0	0	80	63	17+	80	63	17+	0	2	2-	0	0	0	0	0	0	0	0	0	0	0	0	0	0	0	0	0	0	0	0	0	0	0	0		
EAST BANK PD	84	83	CHANGE	0	0	0	3	6	3-	3	6	3-	0	0	0	0	0	0	0	0	0	0	0	0	0	0	0	0	0	0	0	0	0	0	0	0	0	0	0		

	COMPL VICE	SEX OFFENSES	MARCOTIC AND DRUG	GAMBLING	ARRESTS BY FAMILY OFFENSES	CHARGE DRIVING UND INFL	AND AGENCY LIQUOR LAWS	TYPE DRUNK-ENNESS	DISORD CONDUCT	VAGRANCY	OTHER OFFENSES	SUSPICION	CURFEW LOITER	RUN-AWAYS
0182Z	0 0 0	0 0 0	10 1 9+	0 0 0	1 2 1-	30 29 1+	1 0 1+	25 53 28-	3 13 10-	0 0 0	46 34 12+	0 0 0	0 0 0	2 6 4-
01801	0 0 0	0 0 0	10 1 9+	0 0 0	1 1 0	11 8 3+	1 0 1+	24 35 11-	3 13 10-	0 0 0	44 30 14+	0 0 0	0 0 0	2 6 4-
01802	0 0 0	0 0 0	0 0 0	0 0 0	0 1 1-	19 21 2-	0 0 0	1 18 17-	0 0 0	0 0 0	2 4 2-	0 0 0	0 0 0	0 0 0
019AL	0 0 0	16 3 13+	14 15 1-	0 0 0	0 3 3-	155 118 37+	15 2 13+	218 217 1+	41 58 17-	2 0 2+	108 148 40-	0 0 0	1 0 1+	3 8 5-
019RU	0 0 0	11 2 9+	13 13 0	0 0 0	0 2 2-	99 74 25+	0 1 1-	124 118 6+	1 0 1+	0 0 0	25 61 36-	0 0 0	0 0 0	0 0 0
01950	0 0 0	0 0 0	1 2 1-	0 0 0	0 2 2-	10 4 6+	0 0 0	19 31 12-	1 0 1+	0 0 0	16 50 34-	0 0 0	0 0 0	0 0 0
0195P	0 0 0	11 2 9+	12 11 1+	0 0 0	0 0 0	89 70 19+	0 1 1-	105 87 18+	0 0 0	0 0 0	9 11 2-	0 0 0	0 0 0	0 0 0
0192Z	0 0 0	5 1 4+	1 2 1-	0 0 0	0 1 1-	56 44 12+	15 9 14+	94 99 5-	40 58 18-	2 0 2+	83 87 4-	0 0 0	1 0 1+	3 8 5-
01901	0 0 0	3 1 2+	0 2 2-	0 0 0	0 0 0	20 19 1+	6 0 6+	50 50 0	26 51 25-	2 0 2+	52 43 9+	0 0 0	1 0 1+	1 4 3-
01902	0 0 0	0 0 0	0 0 0	0 0 0	0 0 0	2 0 2-	0 0 0	0 0 0	0 0 0	0 0 0	0 1 1-	0 0 0	0 0 0	0 0 0
01903	0 0 0	0 0 0	0 0 0	0 0 0	0 0 0	22 14 8+	4 1 3+	34 27 7+	10 0 10+	0 0 0	6 2 4+	0 0 0	0 0 0	0 1 1-
01904	0 0 0	2 0 2+	1 0 1+	0 0 0	0 1 1-	14 9 5+	5 0 5+	10 22 12-	4 7 3-	0 0 0	25 41 16-	0 0 0	0 0 0	2 3 1-
020AL	64 58 6+	93 100 7-	304 292 12+	84 35 49+	55 134 79-	1128 793 335+	529 108 421+	3704 2596 1108+	198 187 11+	4 1 3+	2867 2360 507+	0 0 0	34 17 17+	33 38 5-
020RU	7 1 6+	17 16 1+	80 112 32-	1 1 0	48 131 83-	410 352 58+	0 7 7-	780 701 79+	4 0 4+	1 0 1+	2011 1763 248+	0 0 0	0 0 0	17 18 1-
02050	7 0 7+	12 86 0	41 86 45-	0 0 0	30 127 97-	232 196 36+	0 3 3-	456 375 81+	0 0 0	1 0 1+	1623 1453 170+	0 0 0	0 0 0	3 5 2-
0205P	0 1 1-	5 4 1+	39 26 13+	1 1 0	18 4 14+	178 156 22+	0 4 4-	324 326 2-	4 0 4+	0 0 0	388 310 78+	0 0 0	0 0 0	14 13 1+
0202Z	57 57 0	76 84 8-	224 180 44+	83 34 49+	7 3 4+	718 441 277+	529 101 428+	2924 1895 1029+	194 187 7+	3 1 2+	856 597 259+	0 0 0	34 17 17+	16 20 4-
02001	0 0 0	0 0 0	0 0 0	0 0 0	0 0 0	0 0 0	0 0 0	3 4 1-	0 0 0	0 0 0	0 0 0	0 0 0	0 0 0	0 0 0
02002	57 57 0	61 68 7-	173 114 59+	76 34 42+	7 2 5+	287 200 87+	445 65 380+	2134 1256 878+	56 83 27-	0 0 0	669 324 345+	0 0 0	0 0 0	12 15 3-
02003	0 0 0	1 4 3-	32 22 10+	0 0 0	0 0 0	130 56 74+	7 7 0	175 125 50+	19 16 3+	3 0 3+	39 45 6-	0 0 0	5 0 5+	0 0 0
02004	0 0 0	0 1 1-	5 3 2+	0 0 0	0 1 1-	34 47 13-	7 3 4+	73 84 11-	32 16 16+	0 0 0	13 27 14-	0 0 0	3 7 4-	0 0 0
02005	0 0 0	2 4 2-	3 6 3-	0 0 0	0 0 0	94 62 32+	43 13 30+	50 50 4-	23 17 6+	0 0 0	15 17 2-	0 0 0	7 0 7+	0 3 3-
02006	0 0 0	12 7 5+	10 24 14-	7 0 7+	0 0 0	106 35 71+	16 13 3+	323 257 66+	52 45 7+	0 0 0	112 115 3-	0 0 0	19 10 9+	3 1 2+
02007	0 0 0	0 0 0	0 0 0	0 0 0	0 0 0	1 0 1+	0 0 0	0 0 0	0 0 0	0 0 0	0 0 0	0 0 0	0 0 0	1 0 1+
02008	0 0 0	0 0 0	0 2 2-	0 0 0	0 0 0	25 14 11+	2 0 2+	45 41 4+	8 3 5+	0 0 0	0 1 1-	0 0 0	0 0 0	0 0 0
02011	0 0 0	0 0 0	0 0 0	0 0 0	0 0 0	1 1 0	1 0 1+	1 5 4-	0 0 0	0 0 0	0 0 0	0 0 0	0 0 0	0 0 0

PART II ARRESTS BY CHARGE AND AGENCY TYPE
JUVENILE ADULTS GRAND TOTAL OTHER ASSAULTS ARSON FORGERY FRAUD EMBEZZLE STOLEN PROPERTY VANDAL ILLEGAL WEAPONS

Table with columns for Agency Name, Year (84, 83), Change, and various charge categories: JUVENILE, ADULTS, GRAND TOTAL, OTHER ASSAULTS, ARSON, FORGERY, FRAUD, EMBEZZLE, STOLEN PROPERTY, VANDAL, ILLEGAL WEAPONS. Rows include Glasgow PD, Clendenin PD, Cedar Grove PD, Pratt PD, Handley PD, W VA ST COLLEGE SECURITY, Lewis Cty, Rural, Sheriff, State Police, Municipal, Weston PD, Lincoln Cty, Hamlin PD, Logan Cty, Logan PD, and Man PD.

	COMPL VICE	SEX OFFENSES	NARCOTIC AND DRUG	GAMBLING	ARRESTS BY CHARGE FAMILY OFFENSES	DRIVING UND INFL	LIQUOR LAWS	AND AGENCY TYPE DRUNK-ENNESS	DISOPD CONDUCT	VAGRANCY	OTHER OFFENSES	SUSPICION CURFEW LOITER	RUN-AWAYS
02013	0	0	0	0	0	0	0	3	0	0	0	0	0
	0	0	0	0	0	0	0	0	0	0	0	0	0
	0	0	0	0	0	0	0	3+	0	0	0	0	0
02014	0	0	1	0	0	1	0	71	2	0	3	0	0
	0	0	8	0	0	11	0	60	6	0	5	0	0
	0	0	7-	0	0	10-	0	11+	4-	0	2-	0	0
02016	0	0	0	0	0	3	8	39	0	0	3	0	0
	0	0	1	0	0	3	0	4	0	0	63	0	1
	0	0	1-	0	0	0	8+	35+	0	0	60-	0	1-
02017	0	0	0	0	0	29	0	6	2	0	0	0	0
	0	0	0	0	0	9	0	3	0	0	0	0	0
	0	0	0	0	0	20+	0	3+	2+	1-	0	0	0
02018	0	0	0	0	0	7	0	1	0	0	0	0	0
	0	0	0	0	0	3	0	2	0	0	0	0	0
	0	0	0	0	0	4+	0	1-	0	0	0	0	0
02020	0	0	0	0	0	0	0	4	0	0	2	0	0
	0	0	0	0	0	0	0	4	1	0	0	0	0
	0	0	0	0	0	0	0	0	1-	0	2+	0	0

021AL	0	3	26	1	8	38	1	92	5	1	266	0	6
	0	2	22	0	5	32	0	104	13	0	252	0	2
	0	1+	4+	1+	5+	6+	1+	12-	8-	1+	14+	0	4+

021RU	0	3	26	1	8	30	1	43	0	0	212	0	6
	0	2	22	0	3	20	0	32	0	0	159	0	2
	0	1+	4+	1+	5+	10+	1+	11+	0	0	53+	0	4+
02150	0	2	26	1	7	20	1	38	0	0	199	0	1
	0	0	21	0	3	11	0	24	0	0	143	0	0
	0	2+	5+	1+	4+	9+	1+	14+	0	0	56+	0	1+
0215P	0	1	0	0	1	10	0	5	0	0	13	0	5
	0	2	1	0	0	9	0	8	0	0	16	0	2
	0	1-	1-	0	1+	1+	0	3-	0	0	3-	0	3+
0212Z	0	0	0	0	0	8	0	49	5	1	54	0	0
	0	0	0	0	0	12	0	72	13	0	93	0	0
	0	0	0	0	0	4-	0	23-	8-	1+	39-	0	0
02101	0	0	0	0	0	8	0	49	5	1	54	0	0
	0	0	0	0	0	12	0	72	13	0	93	0	0
	0	0	0	0	0	4-	0	23-	8-	1+	39-	0	0

022AL	2	1	31	0	2	47	1	70	7	4	46	0	2
	0	4	13	0	5	37	1	51	9	3	60	0	3
	2+	3-	18+	0	3-	10+	0	19+	2-	1+	14-	0	1-

022RU	2	1	31	0	2	46	1	69	7	4	43	0	2
	0	4	13	0	5	37	1	51	9	3	60	0	3
	2+	3-	18+	0	3-	9+	0	18+	2-	1+	17-	0	1-
02250	0	0	13	0	0	21	1	6	4	4	14	0	1
	0	0	8	0	4	12	0	2	3	3	23	0	0
	0	0	5+	0	4-	9+	0	4+	1+	1+	9-	0	1+
0225P	2	1	18	0	2	25	0	63	3	0	29	0	1
	0	4	5	0	1	25	0	49	6	0	37	0	3
	2+	3-	13+	0	1+	0	0	14+	3-	0	8-	0	2-
022ZZ	0	0	0	0	0	1	0	1	0	0	3	0	0
	0	0	0	0	0	0	0	0	0	0	0	0	0
	0	0	0	0	0	1+	0	1+	0	0	3+	0	0
02201	0	0	0	0	0	1	0	1	0	0	3	0	0
	0	0	0	0	0	0	0	0	0	0	0	0	0
	0	0	0	0	0	1+	0	1+	0	0	3+	0	0

023AL	0	6	61	0	2	175	3	140	27	2	432	0	3
	0	3	45	0	1	58	26	300	8	0	442	0	2
	0	3+	16+	0	1+	117+	23-	160-	19+	2+	10-	0	1+

023RU	0	2	48	0	2	60	0	114	0	0	398	0	3
	0	1	28	0	0	44	0	230	0	0	420	0	2
	0	1+	20+	0	2+	16+	0	116-	0	0	22-	0	1+
02350	0	0	20	0	2	14	0	34	0	0	284	0	0
	0	0	14	0	0	19	0	169	0	0	397	0	0
	0	0	6+	0	2+	5-	0	135-	0	0	113-	0	0
0235P	0	2	28	0	0	46	0	80	0	0	114	0	3
	0	1	14	0	0	25	0	61	0	0	23	0	2
	0	1+	14+	0	0	21+	0	19+	0	0	91+	0	1+
023ZZ	0	4	13	0	0	115	3	27	2	2	34	0	0
	0	2	17	0	1	14	26	70	8	0	22	0	5
	0	2+	4-	0	1-	101+	23-	44-	19+	2+	12+	0	4+
02301	0	4	8	0	0	104	1	14	9	0	7	0	0
	0	2	6	0	1	2	26	38	1	0	12	0	2
	0	2+	2+	0	1-	102+	25-	24-	8+	0	5-	0	1+
02302	0	0	0	0	0	9	0	5	9	2	6	0	0
	0	0	0	0	0	10	0	16	2	0	1	0	0
	0	0	0	0	0	1-	0	11-	7+	2+	5+	0	0

PAGE 33
PART II ARRESTS BY CHARGE AND AGENCY TYPE
JUVENILE ADULTS GRAND TOTAL OTHER ASSAULTS ARSON FORGERY FRAUD EMBEZZLE STOLEN PROPERTY VANDAL ILLEGAL WEAPONS

CHAPMANVILLE PD	84	9	48	57	6	0	1	0	0	0	0	0	1
83	4	53	57	7	0	0	0	1	0	0	0	0	6
CHANGE	5+	5-	0	1-	0	1+	0	1-	0	0	0	0	5-
*****	*****												
MCDOWELL CTY TOTAL	84	10	1018	1028	27	1	10	13	0	3	9	26	
83	15	980	995	30	1	7	0	0	5	2	21		
CHANGE	5-	38+	33+	3-	0	3+	13+	0	2-	7+	5+		
*****	*****												
RURAL	84	7	524	531	16	1	9	13	0	2	7	18	
83	8	635	643	19	1	7	0	0	5	2	14		
CHANGE	1-	111-	112-	6+	0	2+	13+	0	3-	5+	4+		
SHERIFF	84	0	380	380	0	0	0	0	0	0	0	7	
83	3	418	421	0	0	0	0	0	0	0	13		
CHANGE	3-	38-	41-	0	0	0	0	0	0	0	6-		
STATE POLICE	84	7	144	151	16	1	9	13	0	2	7	11	
83	5	217	222	10	1	7	0	0	5	2	1		
CHANGE	2+	73-	71-	6+	0	2+	13+	0	3-	5+	10+		
MUNICIPAL	84	3	494	497	11	0	1	0	0	1	2	8	
83	7	345	352	20	0	0	0	0	0	0	7		
CHANGE	4-	149+	145+	9-	0	1+	0	0	1+	2+	1+		
KEYSTONE PD	84	0	0	0	0	0	0	0	0	0	0	0	
83	0	0	0	0	0	0	0	0	0	0	0	0	
CHANGE	0	0	0	0	0	0	0	0	0	0	0	0	
WAR PD	84	0	75	75	0	0	0	0	0	0	0	1	
83	0	130	130	0	0	0	0	0	0	0	1		
CHANGE	0	55-	55-	0	0	0	0	0	0	0	0	0	
WELCH PD	84	3	214	217	3	0	0	0	0	0	2	2	
83	0	0	0	0	0	0	0	0	0	0	0	0	
CHANGE	3+	214+	217+	3+	0	0	0	0	0	2+	2+		
ANAWALT PD	84	0	4	4	0	0	0	0	0	0	0	0	
83	0	1	1	0	0	0	0	0	0	0	0	0	
CHANGE	0	3+	3+	0	0	0	0	0	0	0	0	0	
GARY PD	84	0	11	11	2	0	0	0	0	1	0	0	
83	0	5	5	0	0	0	0	0	0	0	0	0	
CHANGE	0	6+	6+	2+	0	0	0	0	1+	0	0	0	
NORTH FORK PD	84	0	6	6	1	0	0	0	0	0	0	0	
83	0	0	0	0	0	0	0	0	0	0	0	0	
CHANGE	0	6+	6+	1+	0	0	0	0	0	0	0	0	
DAVY PD	84	0	76	76	0	0	0	0	0	0	0	0	
83	0	109	109	19	0	0	0	0	0	0	6		
CHANGE	0	33-	33-	19-	0	0	0	0	0	0	6-		
KIMBALL PD	84	0	38	38	3	0	0	0	0	0	0	3	
83	1	15	16	0	0	0	0	0	0	0	0	0	
CHANGE	1-	23+	22+	3+	0	0	0	0	0	0	3+		
IEAGER PD	84	0	34	34	2	0	0	0	0	0	0	2	
83	6	43	49	0	0	0	0	0	0	0	0	0	
CHANGE	6-	9-	15-	2+	0	0	0	0	0	0	2+		
BRADSHAW PD	84	0	36	36	0	0	1	0	0	0	0	0	
83	0	42	42	1	0	0	0	0	0	0	0	0	
CHANGE	0	6-	6-	1-	0	1+	0	0	0	0	0	0	
*****	*****												
MARION CTY TOTAL	84	30	1922	1952	280	5	47	92	10	31	43	71	
83	41	1964	2005	279	3	16	28	5	40	35	76		
CHANGE	11-	42-	53-	1+	2+	33+	64+	5+	9-	8+	5-		
*****	*****												
RURAL	84	17	1219	1236	220	4	38	85	7	19	41	35	
83	19	1134	1153	215	0	5	26	5	21	33	48		
CHANGE	2-	85+	83+	5+	4+	33+	59+	2+	2-	8+	13-		
SHERIFF	84	3	954	957	198	4	24	13	3	13	39	31	
83	0	918	918	205	0	3	11	4	16	33	43		
CHANGE	3+	36+	39+	7-	4+	21+	2+	1-	3-	6+	12-		
STATE POLICE	84	14	265	279	22	0	14	72	4	6	2	4	
83	19	216	235	10	0	2	15	1	5	0	5		
CHANGE	5-	49+	44+	12+	0	12+	57+	3+	1+	2+	1-		
MUNICIPAL	84	13	703	716	60	1	9	7	3	12	2	36	
83	22	830	852	64	3	9	2	0	19	2	28		
CHANGE	9-	127-	136-	4-	2-	0	5+	3+	7-	0	8+		
FAIRMONT PD	84	13	651	664	60	1	9	7	3	12	0	34	
83	21	776	797	61	3	9	2	0	19	0	26		
CHANGE	8-	125-	133-	1-	2-	0	5+	3+	7-	0	8+		
MANNINGTON PD	84	0	24	24	0	0	0	0	0	0	0	0	
83	0	22	22	1	0	0	0	0	0	0	1		
CHANGE	0	2+	2+	1-	0	0	0	0	0	0	1-		
RIVESVILLE PD	84	0	0	0	0	0	0	0	0	0	0	0	
83	0	0	0	0	0	0	0	0	0	0	0	0	
CHANGE	0	0	0	0	0	0	0	0	0	0	0	0	
MONONGAH PD	84	0	9	9	0	0	0	0	0	0	0	0	
83	0	1	1	0	0	0	0	0	0	0	0	0	
CHANGE	0	8+	8+	0	0	0	0	0	0	0	0	0	
FAIRVIEW PD	84	0	17	17	0	0	0	0	0	0	2	2	
83	1	11	12	0	0	0	0	0	0	0	1		
CHANGE	1-	6+	5+	0	0	0	0	0	0	2+	1+		

	COML VICE	SEX OFFENSES	NARCOTIC AND DRUG	PART II GAMBLING	ARRESTS BY FAMILY OFFENSES	CHARGE DRIVING UND INFL	LIQUOR LAWS	AGENCY TYPE DRUNK-ENNESS	DISORD CONDUCT	VAGRANCY	OTHER OFFENSES	SUSPICION	CURFEW LOITER	RUN-AWAYS
02303	0 0 0	0 0 0	5 11 6-	0 0 0	0 0 0	2 2 0	2 0 2+	7 16 9-	9 5 4+	0 0 0	21 9 12+	0 0 0	3 0 3+	0 0 0
024AL	0 0 0	5 4 1+	19 30 11-	6 78 72-	1 0 1+	116 53 63+	5 4 1+	337 312 25+	40 21 19+	0 0 0	410 426 16-	0 0 0	0 0 0	0 4 4-
024RU	0 0 0	4 2 2+	8 28 20-	6 78 72-	1 0 1+	47 30 17+	5 0 5+	80 97 17-	0 0 0	0 0 0	314 367 53-	0 0 0	0 0 0	0 2 2-
02450	0 0 0	0 0 0	1 0 1+	0 0 0	0 0 0	37 15 22+	0 0 0	53 46 7+	0 0 0	0 0 0	282 347 65-	0 0 0	0 0 0	0 0 0
0245P	0 0 0	4 2 2+	7 28 21-	6 78 72-	1 0 1+	10 15 5-	5 0 5+	27 51 24-	0 0 0	0 0 0	32 20 12+	0 0 0	0 0 0	0 2 2-
024ZZ	0 0 0	1 2 1-	11 2 9+	0 0 0	0 0 0	69 23 46+	0 1 1-	257 215 42+	40 21 19+	0 0 0	96 59 37+	0 0 0	0 0 0	0 2 2-
02401	0 0 0	0 0 0	0 0 0	0 0 0	0 0 0	0 0 0	0 0 0	0 0 0	0 0 0	0 0 0	0 0 0	0 0 0	0 0 0	0 0 0
02402	0 0 0	0 0 0	0 0 0	0 0 0	0 0 0	5 3 0	0 0 0	51 110 59-	17 8 9+	0 0 0	1 8 7-	0 0 0	0 0 0	0 0 0
02403	0 0 0	1 0 1+	3 0 3+	0 0 0	0 0 0	6 0 6+	0 0 0	122 0 122+	13 0 13+	0 0 0	65 0 65+	0 0 0	0 0 0	0 0 0
02404	0 0 0	0 0 0	0 0 0	0 0 0	0 0 0	3 0 3+	0 0 0	1 1 0	0 0 0	0 0 0	0 0 0	0 0 0	0 0 0	0 0 0
02405	0 0 0	0 0 0	0 0 0	0 0 0	0 0 0	4 3 1+	0 0 0	4 1 3+	0 0 0	0 0 0	0 1 1-	0 0 0	0 0 0	0 0 0
02406	0 0 0	0 0 0	0 0 0	0 0 0	0 0 0	3 0 3+	0 0 0	1 0 1+	0 0 0	0 0 0	1 0 1+	0 0 0	0 0 0	0 0 0
02407	0 0 0	0 0 0	5 1 4+	0 0 0	0 0 0	10 2 8+	0 0 0	37 41 4-	0 0 0	0 0 0	24 40 16-	0 0 0	0 0 0	0 0 0
02408	0 0 0	0 0 0	3 0 3+	0 0 0	0 0 0	11 8 3+	0 0 0	17 6 11+	1 1 0	0 0 0	0 1 1-	0 0 0	0 0 0	0 0 0
02409	0 0 0	0 2 2-	0 1 1-	0 0 0	0 0 0	2 0 2+	0 0 0	19 32 13-	7 12 5-	0 0 0	2 0 2+	0 0 0	0 0 0	0 2 2-
02412	0 0 0	0 0 0	0 0 0	0 0 0	0 0 0	25 7 18+	0 1 1-	5 24 19-	2 0 2+	0 0 0	3 6 9-	0 0 0	0 0 0	0 0 0
025AL	0 0 0	5 4 1+	18 20 2-	3 40 37-	6 3 3+	248 290 42-	0 4 4-	161 337 176-	21 10 11+	0 0 0	907 812 95+	0 0 0	0 1 1-	4 4 0
025RU	0 0 0	5 2 3+	10 17 7-	3 15 12-	0 2 2-	120 152 32-	0 4 4-	52 140 88-	0 0 0	0 0 0	596 464 132+	0 0 0	0 0 0	1 4 3-
02550	0 0 0	4 1 3+	2 6 4-	0 0 0	0 0 0	76 96 20-	0 0 0	24 99 75-	0 0 0	0 0 0	526 401 125+	0 0 0	0 0 0	0 0 0
0255P	0 0 0	1 1 0	8 11 3-	3 15 12-	0 2 2-	44 56 12-	0 4 4-	28 41 13-	0 0 0	0 0 0	70 63 7+	0 0 0	0 0 0	1 4 3-
025ZZ	0 0 0	0 2 2-	8 3 5+	0 25 25-	6 1 5+	128 138 10-	0 0 0	109 197 88-	21 10 11+	0 0 0	311 348 37-	0 0 0	0 1 1-	3 0 3+
02501	0 0 0	0 0 0	8 3 5+	0 25 25-	5 1 4+	119 131 12-	0 0 0	80 164 84-	14 7 7+	0 0 0	309 346 37-	0 0 0	0 0 0	3 0 3+
02502	0 0 0	0 2 2-	0 0 0	0 0 0	0 0 0	1 0 1+	0 0 0	21 18 3+	2 0 2+	0 0 0	0 0 0	0 0 0	0 0 0	0 0 0
02503	0 0 0	0 0 0	0 0 0	0 0 0	0 0 0	0 0 0	0 0 0	0 0 0	0 0 0	0 0 0	0 0 0	0 0 0	0 0 0	0 0 0
02504	0 0 0	0 0 0	0 0 0	0 0 0	1 0 1+	3 1 2+	0 0 0	4 0 4+	0 0 0	0 0 0	1 0 1+	0 0 0	0 0 0	0 0 0
02505	0 0 0	0 0 0	0 0 0	0 0 0	0 0 0	3 1 2+	0 0 0	4 7 3-	5 1 4+	0 0 0	1 1 0	0 0 0	1 1 1-	0 0 0

PART II ARRESTS BY CHARGE AND AGENCY TYPE
JUVENILE ADULTS GRAND TOTAL OTHER ASSAULTS ARSON FORGERY FRAUD EMBEZZLE STOLEN PROPERTY VANDAL ILLEGAL WEAPONS

Table with columns for Agency, Period (84, 83, CHANGE), and various crime categories (JUVENILE, ADULTS, GRAND TOTAL, OTHER ASSAULTS, ARSON, FORGERY, FRAUD, EMBEZZLE, STOLEN PROPERTY, VANDAL, ILLEGAL WEAPONS). Rows include Farmington PD, Grant Town PD, WORTHINGTON PD, MARSHALL CTY, BENWOOD PD, CAMERON PD, GLEN DALE PD, MCMECHEN PD, MOUNDVILLE PD, MASON CTY, POINT PLEASANT PD, NEW HAVEN PD, MASON PD, HENDERSON PD, HARTFORD PD, LEON PD, and MERCER CTY.

	COML VICE	SFX OFFENSES	MARCOITIC AND DRUG	PART II GAMBLING	ARRESTS BY CHARGE FAMILY OFFENSES	DRIVING UND INFL	LIQUOR LAWS	AND AGENCY TYPE DRUNK-ENNESS	DISORD CONDUCT	VAGRANCY	OTHER OFFENSES	SUSPICION	CURFEW LOITER	RUN-AWAYS
02506	0	0	0	0	0	0	0	0	0	0	0	0	0	0
02507	0	0	0	0	0	2	0	0	0	0	0	0	0	0
02508	0	0	0	0	0	0	0	0	0	0	0	0	0	0
026AL	0	0	7	0	14	99	3	167	199	0	98	0	22	19
026RU	0	0	1	0	12	51	1	30	5	0	44	0	0	10
02650	0	0	1	0	8	34	0	24	5	0	35	0	0	5
0265P	0	0	0	0	4	17	1	6	0	0	9	0	0	5
0262Z	0	0	6	0	2	48	2	137	194	0	54	0	22	9
02601	0	0	0	0	1	6	1	29	24	0	3	0	0	9
02602	0	0	0	0	0	0	0	42	49	0	33	0	0	0
02603	0	0	2	0	0	18	0	16	1	0	0	0	0	0
02604	0	0	0	0	0	7	0	43	10	0	18	0	0	0
02605	0	0	4	0	1	17	0	7	110	0	0	0	22	0
027AL	0	1	21	0	3	87	4	267	5	0	144	0	2	18
027RU	0	6	15	2	0	57	0	54	1	1	155	0	1	33
02750	0	6	7	0	2	45	0	38	1	1	133	0	1	28
0275P	0	0	4	0	0	10	0	18	0	0	13	0	0	6
0272Z	0	1	12	0	1	60	4	218	5	0	30	0	2	2
02701	0	1	12	0	0	55	0	189	2	0	29	0	0	0
02702	0	0	0	0	0	0	0	0	0	0	1	0	0	0
02703	0	0	0	0	0	4	3	22	1	0	0	0	0	2
02704	0	0	0	0	1	1	1	7	2	0	0	0	2	0
02705	0	0	0	0	0	0	0	0	0	0	0	0	0	0
02706	0	0	0	0	0	0	0	0	0	0	0	0	0	0
028AL	0	13	20	1	8	264	39	299	88	1	327	0	0	8

PART II ARRESTS BY CHARGE AND AGENCY TYPE
JUVENILE ADULTS GRAND TOTAL OTHER ASSAULTS ARSON FORGERY FRAUD EMBEZZLE STOLEN PROPERTY VANDAL ILLEGAL WEAPONS

Table with columns for Agency Type (RURAL, SHERIFF, STATE POLICE, MUNICIPAL, ATHENS PD, BLUEFIELD PD, PRINCETON PD, MATOAKA PD, BRAMWELL PD, CONCORD COL SECURITY, BLUEFIELD ST SECURITY) and rows for 84, 83, and CHANGE. Columns include counts for ARSON, FORGERY, FRAUD, EMBEZZLE, STOLEN PROPERTY, VANDAL, and ILLEGAL WEAPONS.

MINERAL CTY TOTAL 84 62 321 383 48 4 11 5 0 8 25 14
83 42 237 279 23 1 1 18 0 6 21 39
CHANGE 20+ 84+ 104+ 25+ 4+ 10+ 13- 0 2+ 4+ 25-

Table with columns for Agency Type (RURAL, SHERIFF, STATE POLICE, MUNICIPAL, KEYSER PD, PIEDMONT PD, RIDGELEY PD, ELK GARDEN PD, POTOMAC ST SECURITY) and rows for 84, 83, and CHANGE. Columns include counts for ARSON, FORGERY, FRAUD, EMBEZZLE, STOLEN PROPERTY, VANDAL, and ILLEGAL WEAPONS.

MINGO CTY TOTAL 84 27 1871 1898 74 2 8 5 0 11 25 62
83 42 2325 2367 153 2 8 17 2 11 33 81
CHANGE 15- 454- 469- 79- 0 0 12- 2- 0 8- 19-

Table with columns for Agency Type (RURAL, SHERIFF, STATE POLICE, MUNICIPAL) and rows for 84, 83, and CHANGE. Columns include counts for ARSON, FORGERY, FRAUD, EMBEZZLE, STOLEN PROPERTY, VANDAL, and ILLEGAL WEAPONS.

	COML VICE	SEX OFFENSES	NARCOTIC AND DRUG	GAMBLING	ARRESTS BY FAMILY OFFENSES	CHARGE DRIVING UND INFL	LIQUOR LAWS	AND AGENCY TYPE DRUNK-ENNESS	DISORD CONDUCT	VAGRANCY	OTHER OFFENSES	SUSPICION LOITER	CURFEW	RUN-AWAYS
--	-----------	--------------	-------------------	----------	----------------------------	-------------------------	-------------	------------------------------	----------------	----------	----------------	------------------	--------	-----------

028RU	0 1 1-	3 1 2+	7 12 5-	0 2 2-	6 69 63-	62 80 18-	6 0 6+	0 13 13-	0 0 0	0 0 0	167 297 130-	0 0 0	0 0 0	3 2 1+
028S0	0 1 1-	0 1 1-	1 1 0	0 2 2-	3 62 59-	24 23 1+	0 0 0	0 1 1-	0 0 0	0 0 0	167 235 68-	0 0 0	0 0 0	0 0 0
028SP	0 0 0	3 0 3+	6 11 5-	0 0 0	3 7 4-	38 57 19-	6 0 6+	0 12 12-	0 0 0	0 0 0	0 62 62-	0 0 0	0 0 0	3 2 1+
028ZZ	0 0 0	10 6 4+	13 13 0	1 0 1+	2 0 2+	202 189 13+	33 0 33+	299 502 203-	88 54 34+	1 0 1+	160 230 70-	0 0 0	0 2 2-	5 2 3+
02801	0 0 0	0 0 0	0 0 0	0 0 0	0 0 0	0 0 0	0 0 0	0 0 0	0 0 0	0 0 0	0 0 0	0 0 0	0 0 0	0 0 0
02802	0 0 0	4 1 3+	6 7 1-	1 0 1+	2 0 2+	92 59 33+	0 0 0	191 352 161-	77 47 30+	1 0 1+	47 44 3+	0 0 0	0 0 0	2 2 0
02803	0 0 0	6 5 1+	7 6 1+	0 0 0	0 0 0	109 127 18-	33 0 33+	95 129 34-	8 4 4+	0 0 0	113 186 73-	0 0 0	0 2 2-	3 0 3+
02804	0 0 0	0 0 0	0 0 0	0 0 0	0 0 0	1 2 1-	0 0 0	13 20 7-	3 3 0	0 0 0	0 0 0	0 0 0	0 0 0	0 0 0
02805	0 0 0	0 0 0	0 0 0	0 0 0	0 0 0	0 0 0	0 0 0	0 0 0	0 0 0	0 0 0	0 0 0	0 0 0	0 0 0	0 0 0
02806	0 0 0	0 0 0	0 0 0	0 0 0	0 0 0	0 0 0	0 0 0	0 1 1-	0 0 0	0 0 0	0 0 0	0 0 0	0 0 0	0 0 0
02807	0 0 0	0 0 0	0 0 0	0 0 0	0 0 0	0 1 1-	0 0 0	0 0 0	0 0 0	0 0 0	0 1 0	0 0 0	0 0 0	0 0 0
029AL	0 0 0	4 4 0	26 19 7+	0 0 0	6 1 5+	42 38 4+	1 2 1-	42 34 8+	38 7 31+	0 2 2-	97 47 50+	0 0 0	0 0 0	12 17 5-
029RU	0 0 0	3 4 1-	19 14 5+	0 0 0	3 1 2+	26 23 3+	0 2 2-	12 12 0	0 0 0	0 2 2-	50 33 17+	0 0 0	0 0 0	5 6 1-
029S0	0 0 0	1 1 0	18 6 12+	0 0 0	3 0 3+	6 2 4+	0 0 0	2 0 2+	0 0 0	0 0 0	27 20 7+	0 0 0	0 0 0	0 1 1-
029SP	0 0 0	2 3 1-	1 8 7-	0 0 0	0 1 1-	20 21 1-	0 2 2-	10 12 2-	0 0 0	0 2 2-	23 13 10+	0 0 0	0 0 0	5 5 0
029ZZ	0 0 0	1 0 1+	7 5 2+	0 0 0	3 0 3+	16 15 1+	1 0 1+	30 22 8+	38 7 31+	0 0 0	47 14 33+	0 0 0	0 0 0	7 11 4-
02901	0 0 0	0 0 0	4 5 1-	0 0 0	0 0 0	14 14 0	1 0 1+	18 22 4-	11 3 8+	0 0 0	40 13 27+	0 0 0	0 0 0	7 10 3-
02902	0 0 0	1 0 1+	3 0 3+	0 0 0	3 0 3+	2 1 1+	0 0 0	12 0 12+	27 4 23+	0 0 0	7 1 6+	0 0 0	0 0 0	0 1 1-
02903	0 0 0	0 0 0	0 0 0	0 0 0	0 0 0	0 0 0	0 0 0	0 0 0	0 0 0	0 0 0	0 0 0	0 0 0	0 0 0	0 0 0
02904	0 0 0	0 0 0	0 0 0	0 0 0	0 0 0	0 0 0	0 0 0	0 0 0	0 0 0	0 0 0	0 0 0	0 0 0	0 0 0	0 0 0
02905	0 0 0	0 0 0	0 0 0	0 0 0	0 0 0	0 0 0	0 0 0	0 0 0	0 0 0	0 0 0	0 0 0	0 0 0	0 0 0	0 0 0
030AL	0 0 0	6 9 0	118 91 27+	6 3 3+	0 5 5-	298 341 43-	24 6 18+	924 1107 183-	224 275 51-	0 7 7-	110 212 102-	0 0 0	0 0 0	1 4 3-
030RU	0 0 0	2 3 1-	54 49 5+	6 3 3+	0 2 2-	164 219 55-	5 6 1-	190 275 85-	8 73 65-	0 0 0	76 169 93-	0 0 0	0 0 0	0 1 1-
030S0	0 0 0	0 2 2-	36 49 13-	0 0 0	0 2 2-	139 184 45-	0 1 1-	163 255 92-	8 73 65-	0 0 0	58 161 103-	0 0 0	0 0 0	0 0 0
030SP	0 0 0	2 1 1+	18 0 18+	6 3 3+	0 0 0	25 35 10-	5 5 0	27 20 7+	0 0 0	0 0 0	18 8 10+	0 0 0	0 0 0	0 1 1-
030ZZ	0 0 0	4 6 2-	64 42 22+	0 0 0	0 3 3-	134 122 12+	19 0 19+	734 832 98-	216 202 14+	0 7 7-	34 43 9-	0 0 0	0 0 0	1 3 2-

PART II ARRESTS BY CHARGE AND AGENCY TYPE
 JUVENILE ADULTS GRAND TOTAL OTHER ASSAULTS

PAGE 45

						ARSON	FORGERY	FRAUD	EMBEZZLE	STOLEN PROPERTY	VANDAL	ILLEGAL WEAPONS
GILBERT PD	84	0	3	3	0	0	0	0	0	0	0	0
	83	0	5	5	0	0	0	0	0	0	0	0
CHANGE	0	0	2-	2-	0	0	0	0	0	0	0	0
WILLIAMSON PD	84	19	843	862	23	1	1	1	0	0	7	31
	83	39	990	1029	44	1	1	3	1	3	10	22
CHANGE	20-	147-	167-	21-	0	0	0	2-	1-	3-	3-	9+
KERMIT PD	84	1	154	155	0	0	0	0	0	0	0	0
	83	0	163	163	0	0	0	0	0	0	0	0
CHANGE	1+	9-	8-	0	0	0	0	0	0	0	0	0
DELBARTON PD	84	0	143	143	6	0	0	0	0	0	0	3
	83	0	0	0	0	0	0	0	0	0	0	0
CHANGE	0	143+	143+	6+	0	0	0	0	0	0	0	3+
MATEMAN PD	84	0	116	116	0	0	0	0	0	0	0	0
	83	0	148	148	0	0	0	0	0	0	0	0
CHANGE	0	32-	32-	0	0	0	0	0	0	0	0	0

MONONGALIA CTY TOTAL	84	44	934	978	85	1	10	30	0	6	22	43
	83	44	1243	1287	106	2	25	25	1	18	61	34
CHANGE	0	0	309-	309-	21-	1-	15-	5+	1-	12-	39-	9+

RURAL	84	10	413	423	43	0	6	20	0	2	2	30
	83	22	405	427	45	1	9	9	1	7	5	23
CHANGE	12-	8+	8+	4-	2-	1-	6+	11+	1-	5-	3-	7+
SHERIFF	84	1	128	129	10	0	4	0	0	0	1	20
	83	1	125	126	15	0	0	0	0	1	0	19
CHANGE	0	3+	3+	5-	0	4+	0	0	0	1-	1+	1+
STATE POLICE	84	9	285	294	33	0	2	20	0	2	1	10
	83	21	280	301	30	1	9	1	1	6	5	4
CHANGE	12-	5+	7-	3+	1-	2+	11+	1-	4-	4-	4-	6+
MUNICIPAL	84	34	521	555	42	1	4	10	0	4	20	13
	83	22	838	860	61	1	25	16	0	11	56	11
CHANGE	12+	317-	305-	19-	0	21-	6-	0	7-	36-	2+	
MORGANTOWN PD	84	27	325	352	28	1	4	7	0	4	13	10
	83	16	645	681	48	0	25	16	0	7	50	9
CHANGE	11+	340-	329-	20-	1+	21-	9-	0	3-	37-	1+	
STAR CITY PD	84	0	0	0	0	0	0	0	0	0	0	0
	83	0	15	15	0	0	0	0	0	0	0	0
CHANGE	0	15-	15-	0	0	0	0	0	0	2-	0	0
WESTOVER PD	84	6	114	120	3	0	0	1	0	0	4	0
	83	5	100	105	6	1	0	0	0	1	2	1
CHANGE	1+	14+	15+	3-	1-	0	1+	0	0	1-	2+	1-
OSAGE PD	84	0	0	0	0	0	0	0	0	0	0	0
	83	0	0	0	0	0	0	0	0	0	0	0
CHANGE	0	0	0	0	0	0	0	0	0	0	0	0
MVU SECURITY POLICE	84	0	79	79	11	0	0	1	0	0	2	3
	83	0	44	46	7	0	0	0	0	1	4	1
CHANGE	0	33+	33+	4+	0	0	1+	0	1-	2-	2+	
GRANVILLE PD	84	1	3	4	0	0	0	1	0	0	1	0
	83	1	12	13	0	0	0	0	0	0	0	0
CHANGE	0	9-	9-	0	0	0	0	1+	0	0	1+	0

MONROE CTY TOTAL	84	35	387	422	22	0	1	15	0	23	2	28
	83	22	243	265	7	2	1	0	0	7	7	36
CHANGE	13+	144+	157+	15+	2-	0	15+	0	16+	5-	8-	

RURAL	84	4	212	216	21	0	1	0	0	9	0	28
	83	4	207	211	7	2	1	0	0	6	3	36
CHANGE	0	5+	5+	14+	2-	0	0	0	3+	3-	8-	
SHERIFF	84	4	131	135	21	0	0	0	0	9	0	26
	83	1	124	125	7	2	1	0	0	5	3	34
CHANGE	3+	7+	10+	14+	2-	1-	0	0	4+	3-	8-	
STATE POLICE	84	0	81	81	0	0	1	0	0	0	0	2
	83	3	83	86	0	0	0	0	0	1	0	2
CHANGE	3-	2-	5-	0	0	1+	0	0	1-	0	0	
MUNICIPAL	84	31	175	206	1	0	0	15	0	14	2	0
	83	18	36	54	0	0	0	0	0	1	4	0
CHANGE	13+	139+	152+	1+	0	0	15+	0	13+	2-	0	
ALDERSON PD	84	31	175	206	1	0	0	15	0	14	2	0
	83	18	36	54	0	0	0	0	0	1	4	0
CHANGE	13+	139+	152+	1+	0	0	15+	0	13+	2-	0	
UNION PD	84	0	0	0	0	0	0	0	0	0	0	0
	83	0	0	0	0	0	0	0	0	0	0	0
CHANGE	0	0	0	0	0	0	0	0	0	0	0	
PETERSTOWN PD	84	0	0	0	0	0	0	0	0	0	0	0
	83	0	0	0	0	0	0	0	0	0	0	0
CHANGE	0	0	0	0	0	0	0	0	0	0	0	

MORGAN CTY TOTAL	84	7	172	179	36	0	1	34	0	2	11	11
	83	23	179	202	31	0	4	8	0	0	10	21
CHANGE	16-	7-	23-	5+	0	3-	26+	0	2+	1+	10-	

JAN THRU DEC 84-83		PART II				PAGE		46		AND AGENCY TYPE							
CCML	SEX	NARCOTIC	GAMBLING	ARRESTS	BY CHARGE	DRIVING	LIQUOR	DRUNK-	DISORD	VAGRANCY	OTHER	SUSPICION	CURFEW	KUN-			
VICE	OFFENSES	AND DRUG		FAMILY	UND INFL	UND INFL	LAWS	ENNESS	CONDUCT		OFFENSES		LOITER	AWAYS			
03001	0	0	0	0	0	2	0	0	1	0	0	0	0	0	0	0	0
	0	0	0	0	0	0	0	0	1	0	0	0	0	0	0	0	0
	0	0	0	0	0	2+	0	4-	0	0	0	0	0	0	0	0	0
03002	0	4	58	0	0	125	0	414	171	0	25	0	0	0	1	0	0
	0	6	42	0	3	122	0	524	201	0	43	0	0	0	3	0	0
	0	2-	16+	0	3-	3+	0	110-	30-	0	18-	0	0	0	2-	0	0
03003	0	0	0	0	0	0	19	136	0	0	0	0	0	0	0	0	0
	0	0	0	0	0	0	0	163	0	0	0	0	0	0	0	0	0
	0	0	0	0	0	0	19+	27-	0	0	0	0	0	0	0	0	0
03004	0	0	6	0	0	7	0	76	36	0	9	0	0	0	0	0	0
	0	0	0	0	0	0	0	0	0	0	0	0	0	0	0	0	0
	0	0	6+	0	0	7+	0	76+	36+	0	9+	0	0	0	0	0	0
03005	0	0	0	0	0	0	0	108	8	0	0	0	0	0	0	0	0
	0	0	0	0	0	0	0	141	0	7	0	0	0	0	0	0	0
	0	0	0	0	0	0	0	33-	8+	7-	0	0	0	0	0	0	0
031AL	0	6	14	1	12	205	2	255	46	0	222	0	0	18	0	0	0
	0	2	21	6	4	184	3	310	99	0	369	0	1	16	0	0	0
	0	4+	7-	5-	8+	21+	1-	55-	53-	0	147-	0	1-	2+	0	0	0
031RU	0	0	10	1	11	114	0	94	0	0	84	0	0	6	0	0	0
	0	1	6	6	4	110	0	102	1	0	94	0	1	11	0	0	0
	0	1-	4+	5-	7+	4+	0	8-	1-	0	10-	0	1-	5-	0	0	0
03150	0	0	1	0	4	9	0	40	0	0	40	0	0	0	0	0	0
	0	0	0	0	0	9	0	41	0	0	41	0	0	0	0	0	0
	0	0	1+	0	4+	0	0	1-	0	0	1-	0	0	0	0	0	0
0315P	0	0	9	1	7	105	0	54	0	0	44	0	0	6	0	0	0
	0	1	6	6	4	101	0	61	1	0	53	0	1	11	0	0	0
	0	1-	3+	5-	3+	4+	0	7-	1-	0	9-	0	1-	5-	0	0	0
031ZZ	0	6	4	0	1	91	2	161	46	0	138	0	0	12	0	0	0
	0	1	15	0	0	74	3	208	98	0	275	0	0	5	0	0	0
	0	5+	11-	0	1+	17+	1-	47-	52-	0	137-	0	0	7+	0	0	0
03101	0	2	2	0	1	60	2	100	41	0	65	0	0	12	0	0	0
	0	0	15	0	0	48	0	137	91	0	230	0	0	5	0	0	0
	0	2+	13-	0	1+	12+	2+	37-	50-	0	165-	0	0	7+	0	0	0
03103	0	0	0	0	0	0	0	0	0	0	0	0	0	0	0	0	0
	0	0	0	0	0	0	1	9	0	0	3	0	0	0	0	0	0
	0	0	0	0	0	0	1-	9-	0	0	3-	0	0	0	0	0	0
03104	0	1	0	0	0	29	0	47	4	0	31	0	0	0	0	0	0
	0	0	0	0	0	23	2	40	6	0	23	0	0	0	0	0	0
	0	1+	0	0	0	6+	2-	7+	2-	0	8+	0	0	0	0	0	0
03105	0	0	0	0	0	0	0	0	0	0	0	0	0	0	0	0	0
	0	0	0	0	0	0	0	0	0	0	0	0	0	0	0	0	0
	0	0	0	0	0	0	0	0	0	0	0	0	0	0	0	0	0
03106	0	3	2	0	0	1	0	13	1	0	42	0	0	0	0	0	0
	0	1	0	0	0	0	0	12	1	0	19	0	0	0	0	0	0
	0	2+	2+	0	0	1+	0	1+	0	0	23+	0	0	0	0	0	0
03109	0	0	0	0	0	1	0	1	0	0	0	0	0	0	0	0	0
	0	0	0	0	0	3	0	10	0	0	0	0	0	0	0	0	0
	0	0	0	0	0	2-	0	9-	0	0	0	0	0	0	0	0	0
032AL	0	5	8	0	2	58	5	63	61	9	114	0	2	4	0	0	0
	0	1	27	0	0	31	0	23	19	0	104	0	0	0	0	0	0
	0	4+	19-	0	2+	27+	5+	40+	42+	9+	10+	0	2+	4+	0	0	0
032RU	0	5	5	0	1	35	0	3	0	0	108	0	0	0	0	0	0
	0	1	24	0	0	21	0	6	0	0	104	0	0	0	0	0	0
	0	4+	19-	0	1+	14+	0	3-	0	0	4+	0	0	0	0	0	0
03250	0	5	2	0	1	22	0	1	0	0	48	0	0	0	0	0	0
	0	0	14	0	0	12	0	3	0	0	44	0	0	0	0	0	0
	0	5+	12-	0	1+	10+	0	2-	0	0	4+	0	0	0	0	0	0
0325P	0	0	3	0	0	13	0	2	0	0	60	0	0	0	0	0	0
	0	1	10	0	0	9	0	3	0	0	60	0	0	0	0	0	0
	0	1-	7-	0	0	4+	0	1-	0	0	0	0	0	0	0	0	0
032ZZ	0	0	3	0	1	23	5	60	61	9	6	0	2	4	0	0	0
	0	0	3	0	0	10	0	17	19	0	0	0	0	0	0	0	0
	0	0	0	0	1+	13+	5+	43+	42+	9+	6+	0	2+	4+	0	0	0
03201	0	0	3	0	1	23	5	60	61	9	6	0	2	4	0	0	0
	0	0	3	0	0	10	0	17	19	0	0	0	0	0	0	0	0
	0	0	0	0	1+	13+	5+	43+	42+	9+	6+	0	2+	4+	0	0	0
03202	0	0	0	0	0	0	0	0	0	0	0	0	0	0	0	0	0
	0	0	0	0	0	0	0	0	0	0	0	0	0	0	0	0	0
	0	0	0	0	0	0	0	0	0	0	0	0	0	0	0	0	0
03203	0	0	0	0	0	0	0	0	0	0	0	0	0	0	0	0	0
	0	0	0	0	0	0	0	0	0	0	0	0	0	0	0	0	0
	0	0	0	0	0	0	0	0	0	0	0	0	0	0	0	0	0
033AL	0	2	1	0	2	41	1	9	0	0	28	0	0	0	0	0	0
	0	0	6	0	5	71	2	10	0	0	34	0	0	0	0	0	0
	0	2+	5-	0	3-	30-	1-	1-	0	0	6-	0	0	0	0	0	0

PART II ARRESTS BY CHARGE AND AGENCY TYPE
 JUVENILE ADULTS GRAND TOTAL OTHER ASSAULTS ARSON FORGERY FRAUD EMBEZZLE STOLEN PROPERTY VANDAL ILLEGAL WEAPONS

		JUVENILE	ADULTS	GRAND TOTAL	OTHER ASSAULTS	ARSON	FORGERY	FRAUD	EMBEZZLE	STOLEN PROPERTY	VANDAL	ILLEGAL WEAPONS

RURAL	84	6	166	172	34	0	1	34	0	2	11	11
	83	23	179	202	31	0	4	8	0	0	10	21
	CHANGE	17-	13-	30-	3+	0	3-	26+	0	2+	1+	10-
SHERIFF	84	1	83	84	15	0	1	32	0	0	2	9
	83	19	82	101	17	0	0	7	0	0	5	19
	CHANGE	18-	1+	17-	2-	0	1+	25+	0	0	3-	10-
STATE POLICE	84	5	83	88	19	0	0	2	0	2	9	2
	83	4	97	101	14	0	4	1	0	0	5	2
	CHANGE	1+	14-	13-	5+	0	4-	1+	0	2+	4+	0
MUNICIPAL	84	1	6	7	2	0	0	0	0	0	0	0
	83	0	0	0	0	0	0	0	0	0	0	0
	CHANGE	1+	6+	7+	2+	0	0	0	0	0	0	0
BERKELEY SPRINGS PD	84	0	0	0	0	0	0	0	0	0	0	0
	83	0	0	0	0	0	0	0	0	0	0	0
	CHANGE	0	0	0	0	0	0	0	0	0	0	0
PAM-PAW PD	84	1	6	7	2	0	0	0	0	0	0	0
	83	0	0	0	0	0	0	0	0	0	0	0
	CHANGE	1+	6+	7+	2+	0	0	0	0	0	0	0

NICHOLAS CTY TOTAL	84	7	519	526	49	3	9	1	1	5	5	15
	83	13	553	566	26	0	10	49	0	6	6	18
	CHANGE	6-	34-	40-	23+	3+	1-	48-	1+	1-	1-	3-

RURAL	84	4	168	172	2	3	9	0	1	4	3	12
	83	2	275	277	13	0	9	49	0	5	4	16
	CHANGE	2+	107-	105-	11-	3+	0	49-	1+	1-	1-	4-
SHERIFF	84	1	100	101	0	0	0	0	0	0	0	11
	83	2	154	156	2	0	0	48	0	0	3	15
	CHANGE	1-	54-	55-	2-	0	0	48-	0	0	3-	4-
STATE POLICE	84	3	68	71	2	3	9	0	1	4	3	1
	83	0	121	121	11	0	9	1	0	5	1	1
	CHANGE	3+	53-	50-	9-	3+	0	1-	1+	1-	2+	0
MUNICIPAL	84	3	351	354	47	0	0	1	0	1	2	3
	83	11	278	289	13	0	1	0	0	1	2	2
	CHANGE	8-	73+	65+	34+	0	1-	1+	0	0	0	1+
RICHWOOD PD	84	1	250	251	46	0	0	0	0	0	0	1
	83	0	150	150	6	0	0	0	0	0	0	0
	CHANGE	1+	100+	101+	40+	0	0	0	0	0	0	1+
SUMMERSVILLE PD	84	2	101	103	1	0	0	1	0	1	2	2
	83	11	128	139	7	0	1	0	0	1	2	2
	CHANGE	9-	27-	36-	6-	0	1-	1+	0	0	0	0

OHIO CTY TOTAL	84	168	1070	1238	242	7	15	88	3	10	79	40
	83	124	1137	1261	260	11	14	54	2	12	61	71
	CHANGE	44+	67-	23-	18-	4-	1+	34+	1+	2-	18+	31-

RURAL	84	6	310	316	66	4	6	33	1	1	10	9
	83	9	208	217	33	1	0	11	0	4	4	22
	CHANGE	3-	102+	99+	33+	3+	6+	22+	1+	3-	6+	13-
SHERIFF	84	0	131	131	14	3	0	29	0	0	0	7
	83	2	96	98	15	1	0	8	0	3	0	18
	CHANGE	2-	35+	33+	1-	2+	0	21+	0	3-	0	11-
STATE POLICE	84	6	179	185	52	1	6	4	1	1	10	2
	83	7	112	119	18	0	0	3	0	1	4	4
	CHANGE	1-	67+	66+	34+	1+	6+	1+	1+	0	6+	2-
MUNICIPAL	84	162	760	922	176	3	9	55	2	9	69	31
	83	115	929	1044	227	10	14	43	2	8	57	49
	CHANGE	47+	169-	122-	51-	7-	5-	12+	0	1+	12+	18-
WHEELING PD	84	162	754	916	176	3	9	55	2	9	69	31
	83	115	907	1022	227	10	14	43	2	8	56	49
	CHANGE	47+	153-	106-	51-	7-	5-	12+	0	1+	13+	18-
TRIADELPHIA PD	84	0	0	0	0	0	0	0	0	0	0	0
	83	0	0	0	0	0	0	0	0	0	0	0
	CHANGE	0	0	0	0	0	0	0	0	0	0	0
BETHLEHEM PD	84	0	0	0	0	0	0	0	0	0	0	0
	83	0	6	6	0	0	0	0	0	0	0	0
	CHANGE	0	6-	6-	0	0	0	0	0	0	0	0
WEST LIBERTY PD	84	0	0	0	0	0	0	0	0	0	0	0
	83	0	0	0	0	0	0	0	0	0	0	0
	CHANGE	0	0	0	0	0	0	0	0	0	0	0
VALLEY GROVE PD	84	0	0	0	0	0	0	0	0	0	0	0
	83	0	5	5	0	0	0	0	0	0	0	0
	CHANGE	0	5-	5-	0	0	0	0	0	0	0	0
WEST LIBERTY ST COL SEC	84	0	6	6	0	0	0	0	0	0	0	0
	83	0	11	11	0	0	0	0	0	0	1	0
	CHANGE	0	5-	5-	0	0	0	0	0	0	1-	0
CLEARVIEW PD	84	0	0	0	0	0	0	0	0	0	0	0
	83	0	0	0	0	0	0	0	0	0	0	0
	CHANGE	0	0	0	0	0	0	0	0	0	0	0

	COMPL VICE	SEX OFFENSES	HARCOTIC AND DRUG	PART II GAMBLING	ARRESTS BY FAMILY OFFENSES	CHARGE DRIVING UND INFL	AND LIQUOR LAWS	AGENCY TYPE DRUNK-ENNESS	DISORD CONDUCT	VAGRANCY	OTHER OFFENSES	SUSPICION CURFEW LOITER	RUN-AWAYS
033RU	0	2	1	0	2	38	1	7	0	0	28	0	0
	0	0	6	0	5	71	2	10	0	0	34	0	0
	0	2+	5-	0	3-	33-	1-	3-	0	0	6-	0	0
03350	0	0	0	0	2	7	1	1	0	0	14	0	0
	0	0	0	0	5	11	1	10	0	0	26	0	0
	0	0	0	0	3-	4-	0	9-	0	0	12-	0	0
0335P	0	2	1	0	0	31	0	6	0	0	14	0	0
	0	0	6	0	0	60	1	0	0	0	8	0	0
	0	2+	5-	0	0	29-	1-	6+	0	0	6+	0	0
0332Z	0	0	0	0	0	3	0	2	0	0	0	0	0
	0	0	0	0	0	0	0	0	0	0	0	0	0
	0	0	0	0	0	3+	0	2+	0	0	0	0	0
03301	0	0	0	0	0	0	0	0	0	0	0	0	0
	0	0	0	0	0	0	0	0	0	0	0	0	0
	0	0	0	0	0	0	0	0	0	0	0	0	0
03302	0	0	0	0	0	3	0	2	0	0	0	0	0
	0	0	0	0	0	0	0	0	0	0	0	0	0
	0	0	0	0	0	3+	0	2+	0	0	0	0	0
034AL	0	3	8	0	0	180	9	171	49	0	17	0	1
	0	17	20	0	12	137	4	135	45	0	81	0	0
	0	14-	12-	0	12-	43+	5+	36+	4+	0	64-	0	1+
034RU	0	0	7	0	0	69	5	49	3	0	4	0	1
	0	11	10	0	11	83	1	35	0	0	30	0	0
	0	11-	3-	0	11-	14-	4+	14+	3+	0	26-	0	1+
03450	0	0	4	0	0	34	4	45	3	0	0	0	0
	0	5	0	0	11	48	0	8	0	0	16	0	0
	0	5-	4+	0	11-	14-	4+	37+	3+	0	16-	0	0
0345P	0	0	3	0	0	35	1	4	0	0	4	0	1
	0	6	10	0	0	35	1	27	0	0	14	0	0
	0	6-	7-	0	0	0	0	23-	0	0	10-	0	1+
0342Z	0	3	1	0	0	111	4	122	46	0	13	0	0
	0	6	10	0	1	54	3	100	45	0	51	0	0
	0	3-	9-	0	1-	57+	1+	22+	1+	0	38-	0	0
03401	0	1	0	0	0	56	0	100	46	0	1	0	0
	0	0	0	0	1	14	0	74	45	0	10	0	0
	0	1+	0	0	1-	42+	0	26+	1+	0	9-	0	0
03402	0	2	1	0	0	55	4	22	0	0	12	0	0
	0	6	10	0	0	40	3	26	0	0	41	0	0
	0	4-	9-	0	0	15+	1+	4-	0	0	29-	0	0
035AL	22	20	22	0	2	146	29	177	63	0	200	0	33
	19	21	11	2	5	207	19	203	43	0	217	0	14
	3+	1-	11+	2-	3-	61-	10+	26-	20+	0	17-	0	26+
035RU	0	2	6	0	2	37	0	24	0	0	110	0	5
	1	4	1	2	0	32	2	17	0	0	79	0	4
	1-	2-	5+	2-	2+	5+	2-	7+	0	0	31+	0	1+
03550	0	1	4	0	0	15	0	12	0	0	46	0	0
	1	1	1	0	0	3	2	8	0	0	37	0	0
	1-	0	3+	0	0	12+	2-	4+	0	0	9+	0	0
0355P	0	1	2	0	2	22	0	12	0	0	64	0	5
	0	3	0	2	0	29	0	9	0	0	42	0	4
	0	2-	2+	2-	2+	7-	0	3+	0	0	22+	0	1+
0352Z	22	18	16	0	0	109	29	153	63	0	90	0	28
	18	17	10	0	5	175	17	186	43	0	138	0	11
	4+	1+	6+	0	5-	66-	12+	33-	20+	0	48-	0	17+
03501	22	18	16	0	0	108	29	152	63	0	86	0	28
	18	17	9	0	5	169	15	180	42	0	133	0	11
	4+	1+	7+	0	5-	61-	14+	28-	21+	0	47-	0	17+
03502	0	0	0	0	0	0	0	0	0	0	0	0	0
	0	0	0	0	0	0	0	0	0	0	0	0	0
	0	0	0	0	0	0	0	0	0	0	0	0	0
03503	0	0	0	0	0	0	0	0	0	0	0	0	0
	0	0	0	0	0	3	0	3	0	0	0	0	0
	0	0	0	0	0	3-	0	3-	0	0	0	0	0
03504	0	0	0	0	0	0	0	0	0	0	0	0	0
	0	0	0	0	0	0	0	0	0	0	0	0	0
	0	0	0	0	0	0	0	0	0	0	0	0	0
03505	0	0	0	0	0	0	0	0	0	0	0	0	0
	0	0	0	0	0	0	2	3	0	0	0	0	0
	0	0	0	0	0	0	2-	3-	0	0	0	0	0
03506	0	0	0	0	0	1	0	1	0	0	4	0	0
	0	0	1	0	0	3	0	0	1	0	5	0	0
	0	0	1-	0	0	2-	0	1+	1-	0	1-	0	0
03508	0	0	0	0	0	0	0	0	0	0	0	0	0
	0	0	0	0	0	0	0	0	0	0	0	0	0
	0	0	0	0	0	0	0	0	0	0	0	0	0

PAGE 53
PART II ARRESTS BY CHARGE AND AGENCY TYPE
JUVENILE ADULTS GRAND OTHER
TOTAL ASSAULTS ARSON FORGERY FRAUD EMBEZZLE STOLEN VANDAL ILLEGAL
PROPERTY WEAPONS

		JUVENILE	ADULTS	GRAND TOTAL	OTHER ASSAULTS	ARSON	FORGERY	FRAUD	EMBEZZLE	STOLEN PROPERTY	VANDAL	ILLEGAL WEAPONS	

PENDLETON CTY TOTAL		84	5	131	136	19	0	0	20	0	1	8	40
	83	11	160	171	10	0	3	17	0	5	15	59	
	CHANGE	6-	29-	35-	9+	0	3-	3+	0	4-	7-	19-	

RURAL		84	5	127	132	19	0	0	20	0	1	8	37
	83	10	157	167	10	0	3	17	0	5	15	56	
	CHANGE	5-	30-	35-	9+	0	3-	3+	0	4-	7-	19-	
SHERIFF		84	1	29	30	5	0	0	0	0	0	0	25
	83	3	46	49	0	0	0	0	0	0	0	47	
	CHANGE	2-	17-	19-	5+	0	0	0	0	0	0	22-	
STATE POLICE		84	4	98	102	14	0	0	20	0	1	8	12
	83	7	111	118	10	0	3	17	0	5	15	9	
	CHANGE	3-	13-	16-	4+	0	3-	3+	0	4-	7-	3+	
MUNICIPAL		84	0	4	4	0	0	0	0	0	0	0	3
	83	1	3	4	0	0	0	0	0	0	0	3	
	CHANGE	1-	1+	0	0	0	0	0	0	0	0	0	
FRANKLIN PD		84	0	4	4	0	0	0	0	0	0	0	3
	83	1	3	4	0	0	0	0	0	0	0	3	
	CHANGE	1-	1+	0	0	0	0	0	0	0	0	0	

PLEASANTS CTY TOTAL		84	5	305	310	30	0	27	2	0	1	24	
	83	2	199	201	31	0	7	17	0	0	2	20	
	CHANGE	3+	106+	109+	1-	0	20+	15-	0	0	1-	4+	

RURAL		84	3	269	272	24	0	26	2	0	1	24	
	83	2	157	159	22	0	7	17	0	0	1	20	
	CHANGE	1+	112+	113+	2+	0	19+	15-	0	0	0	4+	
SHERIFF		84	0	114	114	13	0	1	1	0	1	23	
	83	2	66	68	10	0	0	0	0	0	0	17	
	CHANGE	2-	48+	46+	3+	0	1+	1+	0	0	1+	6+	
STATE POLICE		84	3	155	158	11	0	25	1	0	0	1	
	83	0	91	91	12	0	7	17	0	0	1	3	
	CHANGE	3+	64+	67+	1-	0	18+	16-	0	0	1-	2-	
MUNICIPAL		84	2	36	38	6	0	1	0	0	0	0	
	83	0	42	42	9	0	0	0	0	0	1	0	
	CHANGE	2+	6-	4-	3-	0	1+	0	0	0	1-	0	
ST MARYS PD		84	2	36	38	6	0	1	0	0	0	0	
	83	0	42	42	9	0	0	0	0	0	1	0	
	CHANGE	2+	6-	4-	3-	0	1+	0	0	0	1-	0	

POCAHONTAS CTY TOTAL		84	3	232	235	8	1	1	0	0	3	33	
	83	3	177	180	6	1	1	1	0	0	1	38	
	CHANGE	0	55+	55+	2+	0	0	1-	1-	0	2+	5-	

RURAL		84	3	222	225	8	1	1	0	0	3	33	
	83	3	168	171	4	1	1	1	1	0	1	38	
	CHANGE	0	54+	54+	4+	0	0	1-	1-	0	2+	5-	
SHERIFF		84	0	166	166	6	1	0	0	0	3	29	
	83	1	107	108	0	1	0	1	0	0	1	33	
	CHANGE	1-	59+	58+	6+	0	0	1-	0	0	2+	4-	
STATE POLICE		84	3	56	59	2	0	1	0	0	0	4	
	83	2	61	63	4	0	1	0	1	0	0	5	
	CHANGE	1+	5-	4-	2-	0	0	0	1-	0	0	1-	
MUNICIPAL		84	0	10	10	0	0	0	0	0	0	0	
	83	0	9	9	2	0	0	0	0	0	0	0	
	CHANGE	0	1+	1+	2-	0	0	0	0	0	0	0	
MARLINTON PD		84	0	10	10	0	0	0	0	0	0	0	
	83	0	9	9	2	0	0	0	0	0	0	0	
	CHANGE	0	1+	1+	2-	0	0	0	0	0	0	0	

PRESTON CTY TOTAL		84	14	454	468	97	0	1	130	1	9	22	42
	83	28	648	676	77	1	9	238	0	13	19	55	
	CHANGE	14-	194-	208-	20+	1-	8-	108-	1+	4-	3+	13-	

RURAL		84	9	424	433	93	0	1	130	1	9	21	42
	83	27	627	654	72	1	9	238	0	13	19	55	
	CHANGE	18-	203-	221-	21+	1-	8-	108-	1+	4-	2+	13-	
SHERIFF		84	9	323	332	83	0	0	73	1	3	21	42
	83	27	494	521	70	1	3	143	0	10	18	55	
	CHANGE	18-	171-	189-	13+	1-	3-	70-	1+	7-	3+	13-	
STATE POLICE		84	0	101	101	10	0	1	57	0	6	0	0
	83	0	133	133	2	0	6	95	0	3	1	0	
	CHANGE	0	32-	32-	8+	0	5-	38-	0	3+	1-	0	
MUNICIPAL		84	5	30	35	4	0	0	0	0	1	0	
	83	1	21	22	5	0	0	0	0	0	0	0	
	CHANGE	4+	9+	13+	1-	0	0	0	0	0	1+	0	
KINGWOOD PD		84	1	18	19	2	0	0	0	0	0	0	
	83	0	10	10	1	0	0	0	0	0	0	0	
	CHANGE	1+	8+	9+	1+	0	0	0	0	0	0	0	

	COMI VICF	SEX OFFENSES	NARCOTIC AND DRUG	GAMBLING	ARRESTS BY FAMILY OFFENSES	CHARGE DRIVING UND INFL	LIQUOR LAWS	AND AGENCY DRUNK- ENNESS	DISORD CONDUCT	VAGRANCY	OTHER OFFENSES	SUSPICION	CURFEW LOITER	RUN- AWAYS
036AL	0	1	2	0	3	17	0	8	0	0	17	0	0	0
	0	2	15	0	0	16	0	13	0	0	16	0	0	0
	0	1-	13-	0	3+	1+	0	5-	0	0	1+	0	0	0
036RU	0	1	2	0	3	16	0	8	0	0	17	0	0	0
	0	2	15	0	0	16	0	13	0	0	15	0	0	0
	0	1-	13-	0	3+	0	0	5-	0	0	2+	0	0	0
03650	0	0	0	0	0	0	0	0	0	0	0	0	0	0
	0	0	0	0	0	0	0	0	0	0	2-	0	0	0
	0	0	0	0	0	0	0	0	0	0	0	0	0	0
0365P	0	1	2	0	3	16	0	8	0	0	17	0	0	0
	0	2	15	0	0	16	0	13	0	0	13	0	0	0
	0	1-	13-	0	3+	0	0	5-	0	0	4+	0	0	0
036ZZ	0	0	0	0	0	1	0	0	0	0	0	0	0	0
	0	0	0	0	0	0	0	0	0	0	1	0	0	0
	0	0	0	0	0	1+	0	0	0	0	1-	0	0	0
03601	0	0	0	0	0	1	0	0	0	0	0	0	0	0
	0	0	0	0	0	0	0	0	0	0	1	0	0	0
	0	0	0	0	0	1+	0	0	0	0	1-	0	0	0
037AL	0	1	5	0	2	46	5	58	0	1	108	0	0	0
	0	0	3	0	11	23	0	45	2	2	38	0	0	0
	0	1+	2+	0	9-	23+	5+	13+	2-	1-	70+	0	0	0
037RU	0	1	5	0	2	35	5	39	0	0	108	0	0	0
	0	0	3	0	11	14	0	26	0	0	38	0	0	0
	0	1+	2+	0	9-	21+	5+	13+	0	0	70+	0	0	0
03750	0	1	2	0	1	10	5	13	0	0	43	0	0	0
	0	0	0	0	9	5	0	10	0	0	17	0	0	0
	0	1+	2+	0	8-	5+	5+	3+	0	0	26+	0	0	0
0375P	0	0	3	0	1	25	0	26	0	0	65	0	0	0
	0	0	3	0	2	9	0	16	0	0	21	0	0	0
	0	0	0	0	1-	16+	0	10+	0	0	44+	0	0	0
037ZZ	0	0	0	0	0	11	0	19	0	1	0	0	0	0
	0	0	0	0	0	9	0	19	2	2	0	0	0	0
	0	0	0	0	0	2+	0	0	2-	1-	0	0	0	0
03701	0	0	0	0	0	11	0	19	0	1	0	0	0	0
	0	0	0	0	0	9	0	19	2	2	0	0	0	0
	0	0	0	0	0	2+	0	0	2-	1-	0	0	0	0
038AL	0	1	7	0	8	63	0	15	7	0	86	0	0	2
	0	1	14	0	6	36	0	24	3	0	47	0	0	0
	0	0	7-	0	2+	27+	0	9-	4+	0	39+	0	0	2+
038RU	0	1	7	0	8	59	0	15	5	0	82	0	0	2
	0	1	14	0	6	34	0	22	2	0	45	0	0	0
	0	0	7-	0	2+	25+	0	7-	3+	0	37+	0	0	2+
03850	0	1	5	0	8	52	0	0	5	0	56	0	0	0
	0	0	2	0	6	30	0	12	2	0	20	0	0	0
	0	1+	3+	0	2+	22+	0	12-	3+	0	36+	0	0	0
0385P	0	0	2	0	0	7	0	15	0	0	26	0	0	2
	0	1	12	0	0	4	0	10	0	0	25	0	0	0
	0	1-	10-	0	0	3+	0	5+	0	0	1+	0	0	2+
038ZZ	0	0	0	0	0	4	0	0	2	0	4	0	0	0
	0	0	0	0	0	2	0	2	1	0	2	0	0	0
	0	0	0	0	0	2+	0	2-	1+	0	2+	0	0	0
03801	0	0	0	0	0	4	0	0	2	0	4	0	0	0
	0	0	0	0	0	2	0	2	1	0	2	0	0	0
	0	0	0	0	0	2+	0	2-	1+	0	2+	0	0	0
039AL	0	7	5	0	4	64	3	15	0	0	61	0	0	7
	0	5	37	0	11	111	3	43	1	0	46	0	0	7
	0	2+	32-	0	7-	47-	0	28-	1-	0	15+	0	0	0
039RU	0	7	5	0	2	51	0	7	0	0	60	0	0	4
	0	5	37	0	11	106	3	33	0	0	46	0	0	6
	0	2+	32-	0	9-	55-	3-	26-	0	0	14+	0	0	2-
03950	0	4	2	0	2	41	0	7	0	0	49	0	0	4
	0	5	37	0	11	83	3	33	0	0	43	0	0	6
	0	1-	35-	0	9-	42-	3-	26-	0	0	6+	0	0	2-
0395P	0	3	3	0	0	10	0	0	0	0	11	0	0	0
	0	0	0	0	0	23	0	0	0	0	3	0	0	0
	0	3+	3+	0	0	13-	0	0	0	0	8+	0	0	0
039ZZ	0	0	0	0	2	13	3	8	0	0	1	0	0	3
	0	0	0	0	0	5	0	10	1	0	0	0	0	1
	0	0	0	0	2+	8+	3+	2-	1-	0	1+	0	0	2+
03901	0	0	0	0	2	8	0	6	0	0	1	0	0	0
	0	0	0	0	0	0	0	6	0	0	0	0	0	0
	0	0	0	0	2+	5+	0	0	0	0	1+	0	0	0

PART II ARRESTS BY CHARGE AND AGENCY TYPE
 JUVENILE ADULTS GRAND TOTAL OTHER ASSAULTS

PAGE 57
 ARSON FORGERY FRAUD EMBEZZLE STOLEN PROPERTY VANDAL ILLEGAL WEAPONS

AGENCY	84	83	CHANGE	JUVENILE	ADULTS	GRAND TOTAL	OTHER ASSAULTS	ARSON	FORGERY	FRAUD	EMBEZZLE	STOLEN PROPERTY	VANDAL	ILLEGAL WEAPONS
TERRA ALTA PD	84	0		11	11	2	0	0	0	0	0	0	1	0
	83	0		10	10	4	0	0	0	0	0	0	0	0
CHANGE	0	0	1+	1+	1+	2-	0	0	0	0	0	0	1+	0
ROWLESBURG PD	84	0		0	0	0	0	0	0	0	0	0	0	0
	83	0		0	0	0	0	0	0	0	0	0	0	0
CHANGE	0	0	0	0	0	0	0	0	0	0	0	0	0	0
MASONTOWN PD	84	4		1	5	0	0	0	0	0	0	0	0	0
	83	1		1	2	0	0	0	0	0	0	0	0	0
CHANGE	3+	0		0	3+	0	0	0	0	0	0	0	0	0
NEWBURG PD	84	0		0	0	0	0	0	0	0	0	0	0	0
	83	0		0	0	0	0	0	0	0	0	0	0	0
CHANGE	0	0	0	0	0	0	0	0	0	0	0	0	0	0
TUNNELTON PD	84	0		0	0	0	0	0	0	0	0	0	0	0
	83	0		0	0	0	0	0	0	0	0	0	0	0
CHANGE	0	0	0	0	0	0	0	0	0	0	0	0	0	0

PUTNAM CTY TOTAL	84	28		1184	1212	144	5	11	8	0	19	3	88	
	83	2		970	972	84	0	12	8	1	0	0	46	
CHANGE	26+	214+		240+	60+	5+	1-	0	1-	19+	3+	42+		

RURAL	84	21		1111	1132	141	4	11	7	0	19	3	86	
	83	1		925	926	82	0	12	8	1-	19+	3+	46	
CHANGE	20+	186+		206+	59+	4+	1-	1-	1-	19+	3+	40+		
SHERIFF	84	16		994	1010	116	4	11	4	0	6	0	85	
	83	1		865	866	80	0	12	6	1-	0	0	45	
CHANGE	15+	129+		144+	36+	4+	1-	2-	1-	6+	0	0	40+	
STATE POLICE	84	5		117	122	25	0	0	3	0	13	3	1	
	83	0		60	60	2	0	0	2	0	0	0	1	
CHANGE	5+	57+		62+	23+	0	0	1+	0	13+	3+	0		
MUNICIPAL	84	7		73	80	3	1	0	1	0	0	0	2	
	83	1		45	46	2	0	0	0	0	0	0	0	
CHANGE	6+	28+		34+	1+	1+	0	1+	0	0	0	0	2+	
HURRICANE PD	84	7		72	79	3	1	0	1	0	0	0	2	
	83	1		45	46	2	0	0	0	0	0	0	0	
CHANGE	6+	27+		33+	1+	1+	0	1+	0	0	0	0	2+	
ELEANOR PD	84	0		0	0	0	0	0	0	0	0	0	0	
	83	0		0	0	0	0	0	0	0	0	0	0	
CHANGE	0	0	0	0	0	0	0	0	0	0	0	0	0	
POCA PD	84	0		0	0	0	0	0	0	0	0	0	0	
	83	0		0	0	0	0	0	0	0	0	0	0	
CHANGE	0	0	0	0	0	0	0	0	0	0	0	0	0	
BANCROFT PD	84	0		1	1	0	0	0	0	0	0	0	0	
	83	0		0	0	0	0	0	0	0	0	0	0	
CHANGE	0	1+		1+	0	0	0	0	0	0	0	0	0	

RALEIGH CTY TOTAL	84	180		2097	2277	340	7	22	629	6	35	156	104	
	83	198		2174	2372	300	4	30	546	5	34	131	79	
CHANGE	18-	77-		95-	40+	3+	8-	83+	1+	1+	25+	25+		

RURAL	84	36		1465	1501	263	3	17	611	4	25	100	71	
	83	39		1445	1484	232	0	9	541	5	27	72	56	
CHANGE	3-	20+		17+	31+	3+	8+	70+	1-	2-	28+	15+		
SHERIFF	84	2		1210	1212	226	0	5	602	3	3	45	55	
	83	14		1195	1209	189	0	9	539	5	1	52	44	
CHANGE	12-	15+		3+	37+	0	4-	63+	2-	2+	7-	11+		
STATE POLICE	84	34		255	289	37	3	12	9	1	22	55	16	
	83	25		250	275	43	0	0	2	0	26	20	12	
CHANGE	9+	5+		14+	6-	3+	12+	7+	1+	4-	35+	4+		
MUNICIPAL	84	144		632	776	77	4	5	18	2	10	56	33	
	83	159		729	888	68	4	21	5	0	7	59	23	
CHANGE	15-	97-		112-	9+	0	16-	13+	2+	3+	3-	10+		
BECKLEY PD	84	137		520	657	65	4	5	18	1	5	51	26	
	83	143		547	690	60	4	21	4	0	6	53	19	
CHANGE	6-	27-		33-	5+	0	16-	14+	1+	1-	2-	7+		
LESTER PD	84	2		50	52	0	0	0	0	0	0	0	1	
	83	5		43	48	2	0	0	1	0	0	3	1	
CHANGE	3-	7+		4+	2-	0	0	1-	0	0	0	3-	0	
MABSCOTT PD	84	4		46	50	3	0	0	0	0	4	4	5	
	83	11		46	57	3	0	0	0	0	0	2	1	
CHANGE	7-	0		7-	0	0	0	0	0	4+	2+	4+		
SOPHIA PD	84	0		2	2	0	0	0	0	0	0	0	0	
	83	0		90	90	3	0	0	0	0	1	0	2	
CHANGE	9	88-		88-	3-	0	0	0	0	0	1-	0	2-	
RHODELL PD	84	1		14	15	9	0	0	0	1	1	1	1	
	83	0		7	3	0	0	0	0	0	0	0	0	
CHANGE	1+	11-		12+	9+	0	0	0	0	1+	1+	0	1+	

RANDOLPH CTY TOTAL	84	68		1096	1164	55	1	19	431	3	4	11	38	
	83	88		859	947	62	0	8	249	1	14	37	48	
CHANGE	20-	237+		217+	7-	1+	11+	182+	2+	10-	26-	10-		

	COML VICE	SEX OFFENSES	NAPCOTIC AND DRUG	PART II GAMBLING	ARRESTS BY CHARGE FAMILY OFFENSES	DRIVING UND INFL	LIQUOR LAWS	AND AGENCY TYPE DRUNK-ENNESS	DISORD CONDUCT	VAGRANCY	OTHER OFFENSES	SUSPICION	CURFEW LOITER	RUN-AWAYS
03902	0	0	0	0	0	4	2	2	0	0	0	0	0	0
	0	0	0	0	0	1	0	4	1	0	0	0	0	0
	0	0	0	0	0	3+	2+	2-	1-	0	0	0	0	0
03903	0	0	0	0	0	0	0	0	0	0	0	0	0	0
	0	0	0	0	0	0	0	0	0	0	0	0	0	0
	0	0	0	0	0	0	0	0	0	0	0	0	0	0
03904	0	0	0	0	0	1	1	0	0	0	0	0	0	3
	0	0	0	0	0	1	0	0	0	0	0	0	0	1
	0	0	0	0	0	0	1+	0	0	0	0	0	0	2+
03905	0	0	0	0	0	0	0	0	0	0	0	0	0	0
	0	0	0	0	0	0	0	0	0	0	0	0	0	0
	0	0	0	0	0	0	0	0	0	0	0	0	0	0
03906	0	0	0	0	0	0	0	0	0	0	0	0	0	0
	0	0	0	0	0	0	0	0	0	0	0	0	0	0
	0	0	0	0	0	0	0	0	0	0	0	0	0	0
*****	*****	*****	*****	*****	*****	*****	*****	*****	*****	*****	*****	*****	*****	*****
040AL	0	7	18	0	0	180	1	145	7	0	570	0	0	6
	0	2	20	0	8	115	0	143	8	0	524	0	1	0
	0	5+	2-	0	8-	65+	1+	2+	1-	0	46+	0	1-	6+
*****	*****	*****	*****	*****	*****	*****	*****	*****	*****	*****	*****	*****	*****	*****
040RU	0	6	17	0	0	152	1	116	0	0	568	0	0	1
	0	2	19	0	8	111	0	124	0	0	513	0	0	0
	0	4+	2-	0	8-	41+	1+	8-	0	0	55+	0	0	1+
04050	0	5	16	0	0	128	0	96	0	0	539	0	0	0
	0	2	16	0	8	94	0	98	0	0	504	0	0	0
	0	3+	0	0	8-	34+	0	2-	0	0	35+	0	0	0
0405P	0	1	1	0	0	24	1	20	0	0	29	0	0	1
	0	0	3	0	0	17	0	26	0	0	9	0	0	0
	0	1+	2-	0	0	7+	1+	6-	0	0	20+	0	0	1+
040ZZ	0	1	1	0	0	28	0	29	7	0	2	0	0	5
	0	0	1	0	0	4	0	19	8	0	11	0	1	0
	0	1+	0	0	0	24+	0	10+	1-	0	9-	0	1-	5+
04001	0	1	1	0	0	27	0	29	7	0	2	0	0	5
	0	0	1	0	0	4	0	19	8	0	11	0	1	0
	0	1+	0	0	0	23+	0	10+	1-	0	9-	0	1-	5+
04003	0	0	0	0	0	0	0	0	0	0	0	0	0	0
	0	0	0	0	0	0	0	0	0	0	0	0	0	0
	0	0	0	0	0	0	0	0	0	0	0	0	0	0
04004	0	0	0	0	0	0	0	0	0	0	0	0	0	0
	0	0	0	0	0	0	0	0	0	0	0	0	0	0
	0	0	0	0	0	0	0	0	0	0	0	0	0	0
04005	0	0	0	0	0	1	0	0	0	0	0	0	0	0
	0	0	0	0	0	0	0	0	0	0	0	0	0	0
	0	0	0	0	0	1+	0	0	0	0	0	0	0	0
*****	*****	*****	*****	*****	*****	*****	*****	*****	*****	*****	*****	*****	*****	*****
041AL	3	20	60	14	5	252	21	278	33	0	273	0	10	9
	1	28	75	10	14	242	41	495	10	0	292	0	24	11
	2+	8-	15-	4+	9-	10+	20-	217-	23+	0	19-	0	16-	2-
*****	*****	*****	*****	*****	*****	*****	*****	*****	*****	*****	*****	*****	*****	*****
041RU	0	7	11	0	5	174	2	47	3	0	153	0	0	5
	0	7	37	0	7	130	9	152	0	0	200	0	0	0
	0	0	26-	0	2-	44+	7-	105-	3+	0	47-	0	0	5+
04150	0	4	10	0	2	135	0	20	0	0	102	0	0	0
	0	5	11	0	7	91	0	113	0	0	143	0	0	0
	0	1-	1-	0	5-	44+	0	93-	0	0	41-	0	0	0
0415P	0	3	1	0	3	39	2	27	3	0	51	0	0	5
	0	2	26	0	0	39	9	39	0	0	57	0	0	0
	0	1+	25-	0	3+	0	7-	12-	3+	0	6-	0	0	5+
041ZZ	3	13	49	14	0	78	19	231	30	0	120	0	10	4
	1	21	38	10	7	112	32	343	10	0	92	0	24	11
	2+	8-	11+	4+	7-	34-	13-	112-	20+	0	28+	0	14-	7-
04101	3	13	45	14	0	60	16	179	22	0	116	0	10	4
	0	19	34	10	4	66	30	250	10	0	68	0	24	8
	3+	6-	11+	4+	4-	6-	14-	71-	12+	0	48+	0	14-	4-
04102	0	0	0	0	0	2	3	39	6	0	1	0	0	0
	0	0	0	0	1	14	2	22	0	0	0	0	0	2
	0	0	0	0	1-	12-	1+	17+	6+	0	1+	0	0	2-
04103	0	0	2	0	0	14	0	13	2	0	3	0	0	0
	0	2	3	0	0	5	0	34	0	0	6	0	0	1
	0	2-	1-	0	0	9+	0	21-	2+	0	3-	0	0	1-
04104	0	0	0	0	0	2	0	0	0	0	0	0	0	0
	1	0	1	0	2	27	0	35	0	0	18	0	0	0
	1-	0	1-	0	2-	25-	0	35-	0	0	18-	0	0	0
04105	0	0	2	0	0	0	0	0	0	0	0	0	0	0
	0	0	0	0	0	0	0	2	0	0	0	0	0	0
	0	0	2+	0	0	0	0	2-	0	0	0	0	0	0
*****	*****	*****	*****	*****	*****	*****	*****	*****	*****	*****	*****	*****	*****	*****
042AL	0	3	16	0	3	130	3	131	105	0	187	0	0	24
	1	4	8	0	2	140	1	92	67	1	171	0	0	41
	1-	1-	8+	0	1+	10-	2+	39+	38+	1-	16+	0	0	17-

PART II ARRESTS BY CHARGE AND AGENCY TYPE
 JUVENILE ADULTS GRAND TOTAL OTHER ASSAULTS

PAGE 61
 ARSON FORGERY FRAUD EMBEZZLE STOLEN PROPERTY VANDAL ILLEGAL WEAPONS

	84	83	CHANGE	JUVENILE	ADULTS	GRAND TOTAL	OTHER ASSAULTS	ARSON	FORGERY	FRAUD	EMBEZZLE	STOLEN PROPERTY	VANDAL	ILLEGAL WEAPONS
RURAL	84	83	CHANGE	46	712	758	20	0	17	431	0	4	5	36
				75	625	700	25	0	8	248	1	6	29	44
				29-	87+	58+	5-	0	9+	183+	1-	2-	24-	8-
SHERIFF	84	83	CHANGE	2	59	61	3	0	1	0	0	0	0	28
				4	150	154	0	0	0	0	0	0	0	40
				2-	91-	93-	3+	0	1+	0	0	0	0	12-
STATE POLICE	84	83	CHANGE	44	653	697	17	0	16	431	0	4	5	8
				71	475	546	25	0	8	248	1	6	29	4
				27-	178+	151+	8-	0	8+	183+	1-	2-	24-	4+
MUNICIPAL	84	83	CHANGE	22	384	406	35	1	2	0	3	0	6	2
				13	234	247	37	0	0	1	0	8	8	4
				9+	150+	159+	2-	1+	2+	1-	3+	8-	2-	2-
ELKINS PD	84	83	CHANGE	18	314	332	29	1	1	0	3	0	6	2
				9	190	199	32	0	0	1	0	4	0	3
				9+	124+	133+	3-	1+	1+	1-	3+	4-	6+	1-
MILL CREEK PD	84	83	CHANGE	4	70	74	6	0	1	0	0	0	0	0
				4	44	48	5	0	0	0	0	4	8	1
				0	26+	26+	1+	0	1+	0	0	4-	8-	1-

RITCHIE CTY TOTAL	84	83	CHANGE	9	197	206	13	2	0	3	0	0	3	49
				2	158	160	5	1	3	0	0	1	0	42
				7+	39+	46+	8+	1+	3-	3+	0	1-	3+	7+

RURAL	84	83	CHANGE	2	131	133	9	2	0	3	0	0	1	49
				1	131	132	5	0	3	0	0	1	0	42
				1+	0	1+	4+	2+	3-	3+	0	1-	1+	7+
SHERIFF	84	83	CHANGE	2	71	73	5	0	0	0	0	0	0	49
				1	99	100	2	0	1	0	0	1	0	41
				1+	28-	27-	3+	0	1-	0	0	1-	0	8+
STATE POLICE	84	83	CHANGE	0	60	60	4	2	0	3	0	0	1	0
				0	32	32	3	0	2	0	0	0	0	1
				0	28+	28+	1+	2+	2-	3+	0	0	1+	1-
MUNICIPAL	84	83	CHANGE	7	66	73	4	0	0	0	0	0	2	0
				1	27	28	0	1	0	0	0	0	0	0
				6+	39+	45+	4+	1-	0	0	0	0	2+	0
HARRISVILLE PD	84	83	CHANGE	5	47	52	4	0	0	0	0	0	2	0
				1	9	10	0	0	0	0	0	0	0	0
				4+	38+	42+	4+	0	0	0	0	0	2+	0
PENNSBORO PD	84	83	CHANGE	2	19	21	0	0	0	0	0	0	0	0
				0	18	18	0	1	0	0	0	0	0	0
				2+	1+	3+	0	1-	0	0	0	0	0	0
CAIRO PD	84	83	CHANGE	0	0	0	0	0	0	0	0	0	0	0
				0	0	0	0	0	0	0	0	0	0	0
				0	0	0	0	0	0	0	0	0	0	0

ROANE CTY TOTAL	84	83	CHANGE	8	341	349	13	0	13	33	0	1	5	37
				4	361	365	26	2	8	31	0	7	11	45
				4+	20-	16-	13-	2-	5+	2+	0	6-	6-	6-

RURAL	84	83	CHANGE	3	276	279	7	0	9	33	0	1	1	36
				4	288	292	22	0	3	31	0	5	7	42
				1-	12-	13-	15-	0	6+	2+	0	4-	6-	6-
SHERIFF	84	83	CHANGE	1	205	206	2	0	7	33	0	0	0	36
				3	210	213	17	0	1	28	0	1	2	41
				2-	5-	7-	15-	0	6+	5+	0	1-	2-	5-
STATE POLICE	84	83	CHANGE	2	71	73	5	0	2	0	0	1	1	0
				1	78	79	5	0	2	3	0	4	5	1
				1+	7-	6-	0	0	0	3-	0	3-	4-	1-
MUNICIPAL	84	83	CHANGE	5	65	70	6	0	4	0	0	0	4	1
				0	73	73	4	2	5	0	0	2	4	1
				5+	8-	3-	2+	2-	1-	0	0	2-	0	0
SPENCER PD	84	83	CHANGE	5	65	70	6	0	4	0	0	0	4	1
				0	73	73	4	2	5	0	0	2	4	1
				5+	8-	3-	2+	2-	1-	0	0	2-	0	0

SUMMERS CTY TOTAL	84	83	CHANGE	5	1120	1125	98	3	5	11	1	3	7	45
				3	725	728	89	0	0	6	0	8	5	21
				2+	395+	397+	9+	3+	5+	5+	1+	5-	2+	24+

RURAL	84	83	CHANGE	2	468	470	36	3	5	9	1	3	5	31
				1	343	344	64	0	0	6	0	8	2	17
				1+	125+	126+	28-	3+	5+	3+	1+	5-	3+	14+
SHERIFF	84	83	CHANGE	0	274	274	36	3	2	0	1	2	0	27
				0	222	242	59	0	0	1	0	0	0	16
				0	32+	32+	23-	3+	2+	1-	1+	2+	0	11+
STATE POLICE	84	83	CHANGE	2	194	196	0	0	3	9	0	1	5	4
				1	101	102	5	0	0	5	0	8	2	1
				1+	93+	94+	5-	0	3+	4+	0	7-	3+	3+

	COML VICE	SEX OFFENSES	PART II NARCOTIC AND DRUG	GAMBLING	ARRESTS BY FAMILY OFFENSES	PAGE 62 CHARGE DRIVING UND INFL	AND AGENCY LIQUOR LAWS	TYPE DRUNK-ENNESS	DISORD CONDUCT	VAGRANCY	OTHER OFFENSES	SUSPICION	CURFEW LOITER	RUN-AWAYS
042RU	0	2	11	0	1	69	3	32	3	0	102	0	0	22
	0	4	4	0	0	98	1	60	1	0	130	0	0	41
	0	2-	7+	0	1+	29-	2+	28-	2+	0	28-	0	0	19-
04250	0	0	0	0	0	14	0	1	0	0	14	0	0	0
	0	1	0	0	0	48	0	31	0	0	34	0	0	0
	0	1-	0	0	0	34-	0	30-	0	0	20-	0	0	0
0425P	0	2	11	0	1	55	3	31	3	0	88	0	0	22
	0	3	4	0	0	50	1	29	1	0	96	0	0	41
	0	1-	7+	0	1+	5+	2+	2+	2+	0	8-	0	0	19-
0422Z	0	1	5	0	2	61	0	99	102	0	85	0	0	2
	1	0	4	0	2	42	0	32	66	1	41	0	0	0
	1-	1+	1+	0	0	19+	0	67+	36+	1-	44+	0	0	2+
04201	0	1	5	0	2	55	0	71	75	0	79	0	0	2
	1	0	4	0	2	35	0	16	60	1	40	0	0	0
	1-	1+	1+	0	0	20+	0	55+	15+	1-	39+	0	0	2+
04202	0	0	0	0	0	6	0	28	27	0	6	0	0	0
	0	0	0	0	0	7	0	16	6	0	1	0	0	0
	0	0	0	0	0	1-	0	12+	21+	0	5+	0	0	0
043AL	0	1	3	0	1	55	6	56	1	0	12	0	1	0
	0	0	10	0	0	38	2	17	1	0	40	0	0	0
	0	1+	7-	0	1+	17+	4+	39+	0	0	28-	0	1+	0
043RU	0	1	3	0	0	36	5	20	0	0	4	0	0	0
	0	0	9	0	0	27	2	6	0	0	37	0	0	0
	0	1+	6-	0	0	9+	3+	14+	0	0	33-	0	0	0
04350	0	0	0	0	0	9	5	1	0	0	4	0	0	0
	0	0	3	0	0	12	2	3	0	0	35	0	0	0
	0	0	3-	0	0	3-	3+	2-	0	0	31-	0	0	0
0435P	0	1	3	0	0	27	0	19	0	0	0	0	0	0
	0	0	6	0	0	15	0	3	0	0	2	0	0	0
	0	1+	3-	0	0	12+	0	16+	0	0	2-	0	0	0
0432Z	0	0	0	0	1	19	1	36	1	0	8	0	1	0
	0	0	1	0	0	11	0	11	1	0	3	0	0	0
	0	0	1-	0	1+	8+	1+	25+	0	0	5+	0	1+	0
04301	0	0	0	0	1	10	0	28	0	0	7	0	0	0
	0	0	1	0	0	3	0	2	0	0	3	0	0	0
	0	0	1-	0	1+	7+	0	26+	1-	0	4+	0	0	0
04302	0	0	0	0	0	9	1	8	1	0	1	0	1	0
	0	0	0	0	0	8	0	9	0	0	0	0	0	0
	0	0	0	0	0	1+	1+	1-	1+	0	1+	0	1+	0
04303	0	0	0	0	0	0	0	0	0	0	0	0	0	0
	0	0	0	0	0	0	0	0	0	0	0	0	0	0
	0	0	0	0	0	0	0	0	0	0	0	0	0	0
044AL	0	1	24	0	1	52	0	90	2	0	73	0	0	4
	0	3	15	0	3	56	1	72	2	0	85	0	0	0
	0	2-	9+	0	2-	4-	1-	18+	0	0	12-	0	0	4+
044RU	0	1	22	0	1	39	0	54	0	0	73	0	0	2
	0	3	13	0	3	47	1	31	0	0	84	0	0	0
	0	2-	9+	0	2-	8-	1-	23+	0	0	11-	0	0	2+
04450	0	0	14	0	1	15	0	28	0	0	70	0	0	0
	0	1	10	0	3	17	1	10	0	0	81	0	0	0
	0	1-	4+	0	2-	2-	1-	18+	0	0	11-	0	0	0
0445P	0	1	8	0	0	24	0	26	0	0	3	0	0	2
	0	2	3	0	0	30	0	21	0	0	3	0	0	0
	0	1-	5+	0	0	6-	0	5+	0	0	0	0	0	2+
0442Z	0	0	2	0	0	13	0	36	2	0	0	0	0	2
	0	0	2	0	0	9	0	41	2	0	1	0	0	0
	0	0	0	0	0	4+	0	5-	0	0	1-	0	0	2+
04401	0	0	2	0	0	13	0	36	2	0	0	0	0	2
	0	0	2	0	0	9	0	41	2	0	1	0	0	0
	0	0	0	0	0	4+	0	5-	0	0	1-	0	0	2+
045AL	2	4	40	0	0	158	44	214	73	2	415	0	0	0
	0	3	17	0	4	100	4	154	76	0	240	0	0	1
	2+	1+	23+	0	4-	58+	40+	60+	3-	2+	175+	0	0	1-
045RU	0	4	31	0	0	73	43	27	26	0	173	0	0	0
	0	3	9	0	4	48	3	25	11	0	143	0	0	1
	0	1+	22+	0	4-	25+	40+	2+	15+	0	30+	0	0	1-
04550	0	0	11	0	0	33	1	5	0	0	153	0	0	0
	0	3	0	0	2	18	3	4	0	0	136	0	0	0
	0	3-	11+	0	2-	15+	2-	1+	0	0	17+	0	0	0
0455P	0	4	20	0	0	40	42	22	26	0	20	0	0	0
	0	0	9	0	2	30	0	21	11	0	7	0	0	1
	0	4+	11+	0	2-	10+	42+	1+	15+	0	13+	0	0	1-

PART II ARRESTS BY CHARGE AND AGENCY TYPE
 JUVENILE ADULTS GRAND TOTAL OTHER ASSAULTS ARSON FORGERY FRAUD EMBEZZLE STOLEN PROPERTY VANDAL ILLEGAL WEAPONS

				PAGE 65									
				AGENCY TYPE									
				OTHER ASSAULTS									
MUNICIPAL	84	3	652	655	62	0	0	2	0	0	2	14	
	83	2	382	384	25	0	0	0	0	0	3	4	
CHANGE	1+	270+	271+	37+	37+	0	0	2+	0	0	1-	10+	
HINTON PD	84	3	652	655	62	0	0	2	0	0	2	14	
	83	2	382	384	25	0	0	0	0	0	3	4	
CHANGE	1+	270+	271+	37+	37+	0	0	2+	0	0	1-	10+	

TAYLOR CTY	TOTAL	84	6	331	337	38	0	0	0	1	4	6	38
	83	9	466	475	43	1	1	3	0	5	3	29	
CHANGE	3-	135-	138-	5-	1-	1-	3-	1+	1-	3+	9+		

RURAL	84	1	264	265	38	0	0	0	1	4	5	34	
	83	5	349	354	41	1	0	3	0	5	3	27	
CHANGE	4-	85-	89-	3-	1-	0	3-	1+	1-	2+	7+		
SHERIFF	84	0	191	191	30	0	0	0	0	0	5	31	
	83	1	189	190	26	1	0	3	0	1	3	24	
CHANGE	1-	2+	1+	4+	1-	0	3-	0	1-	2+	7+		
STATE POLICE	84	1	73	74	8	0	0	0	1	4	0	3	
	83	4	160	164	15	0	0	0	0	4	0	3	
CHANGE	3-	87-	90-	7-	0	0	0	1+	0	0	0		
MUNICIPAL	84	5	67	72	0	0	0	0	0	0	1	4	
	83	4	117	121	2	0	1	0	0	0	0	2	
CHANGE	1+	50-	49-	2-	0	1-	0	0	0	1+	2+		
GRAFTON PD	84	5	67	72	0	0	0	0	0	0	1	4	
	83	4	117	121	2	0	1	0	0	0	0	2	
CHANGE	1+	50-	49-	2-	0	1-	0	0	0	1+	2+		
FLEMINGTON PD	84	0	0	0	0	0	0	0	0	0	0	0	
	83	0	0	0	0	0	0	0	0	0	0	0	
CHANGE	0	0	0	0	0	0	0	0	0	0	0	0	

TUCKER CTY	TOTAL	84	18	280	298	29	0	3	117	0	0	15	53
	83	13	262	275	15	2	0	61	0	0	9	84	
CHANGE	5+	18+	23+	14+	2-	3+	56+	0	0	6+	31-		

RURAL	84	7	247	254	28	0	3	117	0	0	11	52	
	83	8	233	241	14	2	0	61	0	0	7	84	
CHANGE	1-	14+	13+	14+	2-	3+	56+	0	0	4+	32-		
SHERIFF	84	7	106	113	6	0	3	42	0	0	1	44	
	83	5	170	175	9	2	0	22	0	0	1	82	
CHANGE	2+	64-	62-	3-	2-	3+	20+	0	0	0	38-		
STATE POLICE	84	0	141	141	22	0	0	75	0	0	10	8	
	83	3	63	66	5	0	0	39	0	0	6	2	
CHANGE	3-	78+	75+	17+	0	0	36+	0	0	4+	6+		
MUNICIPAL	84	11	33	44	1	0	0	0	0	0	4	1	
	83	5	29	34	1	0	0	0	0	0	2	0	
CHANGE	6+	4+	10+	0	0	0	0	0	0	2+	1+		
PARSONS PD	84	11	33	44	1	0	0	0	0	0	4	1	
	83	5	29	34	1	0	0	0	0	0	2	0	
CHANGE	6+	4+	10+	0	0	0	0	0	0	2+	1+		
THOMAS PD	84	0	0	0	0	0	0	0	0	0	0	0	
	83	0	0	0	0	0	0	0	0	0	0	0	
CHANGE	0	0	0	0	0	0	0	0	0	0	0	0	
DAVIS PD	84	0	0	0	0	0	0	0	0	0	0	0	
	83	0	0	0	0	0	0	0	0	0	0	0	
CHANGE	0	0	0	0	0	0	0	0	0	0	0	0	
HAMBLETON PD	84	0	0	0	0	0	0	0	0	0	0	0	
	83	0	0	0	0	0	0	0	0	0	0	0	
CHANGE	0	0	0	0	0	0	0	0	0	0	0	0	

TYLER CTY	TOTAL	84	76	342	418	60	1	63	4	0	33	31	
	83	44	369	413	44	6	3	0	0	11	43	29	
CHANGE	32+	27-	5+	16+	5-	60+	4+	0	11-	10-	2+		

RURAL	84	23	185	208	32	1	63	4	0	0	7	30	
	83	10	182	192	24	6	1	0	0	9	13	27	
CHANGE	13+	3+	16+	8+	5-	62+	4+	0	9-	6-	3+		
SHERIFF	84	22	168	190	26	1	63	4	0	0	7	30	
	83	10	137	147	16	6	1	0	0	9	12	27	
CHANGE	12+	31+	43+	10+	5-	62+	4+	0	9-	5-	3+		
STATE POLICE	84	1	17	18	6	0	0	0	0	0	0	0	
	83	0	45	45	8	0	0	0	0	0	1	0	
CHANGE	1+	28-	27-	2-	0	0	0	0	0	0	1-	0	
MUNICIPAL	84	53	157	210	28	0	0	0	0	0	26	1	
	83	3+	187	221	20	0	2	0	0	2	30	2	
CHANGE	19+	30-	11-	8+	0	2-	0	0	2-	4-	1-		
PADEN CITY PD	84	25	2	50	3	0	0	0	0	0	15	0	
	83	26	2	52	1	0	0	0	0	0	21	1	
CHANGE	1-	1-	2-	2+	0	0	0	0	1-	6-	1-		
SISTERSVILLE PD	84	17	130	147	25	0	0	0	0	0	11	1	
	83	7	157	164	18	0	2	0	0	1	9	1	
CHANGE	10+	27-	17-	7+	0	2-	0	0	1-	2+	0		

JAN THRU DFC R4-R3			PAGE 66												
	COML VICE	SEX OFFENSES	PART II MARIJUANA AND DRUG	GAMBLING	ARRESTS BY FAMILY OFFENSES	CHARGE DPTVING UND INFL	LIQUOR LAWS	AND AGENCY TYPE DPUNK-ENNESS	DISORD CONDUCT	VAGPANCY	OTHER OFFENSES	SUSPICION	CURFEW LOITER	RUN-AWAYS	
0452Z	2 0 2+	0 0 0	9 8 1+	0 0 0	0 0 0	85 52 33+	1 1 0	187 129 58+	47 65 18-	2 0 2+	242 97 145+	0 0 0	0 0 0	0 0 0	
04501	2 0 2+	0 0 0	9 8 1+	0 0 0	0 0 0	85 52 33+	1 1 0	187 129 58+	47 65 18-	2 0 2+	242 97 145+	0 0 0	0 0 0	0 0 0	
046AL	0 0 0	2 0 2+	13 12 1+	0 2- 0	6 6 0	52 84 32-	0 7- 0	32 152 120-	6 17 11-	9 0 9+	130 110 20+	0 0 0	0 0 0	0 0 0	
046RU	0 0 0	2 0 2+	13 12 1+	0 2- 0	4 6 2-	47 82 35-	0 1- 0	22 88 66-	0 0 0	1 0 1+	94 83 11+	0 0 0	0 0 0	0 0 0	
046S0	0 0 0	2 0 2+	8 4 4+	0 0 0	4 3 1+	44 35 9+	0 1- 0	16 42 26-	0 0 0	0 0 0	51 47 4+	0 0 0	0 0 0	0 0 0	
046SP	0 0 0	0 0 0	5 8 3-	0 2- 0	0 3- 0	3 47 44-	0 0 0	6 46 40-	0 0 0	1 0 1+	43 36 7+	0 0 0	0 0 0	0 0 0	
046Z2	0 0 0	0 0 0	0 0 0	0 0 0	2 2+ 0	5 2 3+	0 6 6-	10 64 54-	6 17 11-	8 0 8+	36 27 9+	0 0 0	0 0 0	0 0 0	
04601	0 0 0	0 0 0	0 0 0	0 0 0	2 2+ 0	5 2 3+	0 6 6-	10 64 54-	6 17 11-	8 0 8+	36 27 9+	0 0 0	0 0 0	0 0 0	
04602	0 0 0	0 0 0	0 0 0	0 0 0	0 0 0	0 0 0	0 0 0	0 0 0	0 0 0	0 0 0	0 0 0	0 0 0	0 0 0	0 0 0	
047AL	0 0 0	2 0 2+	4 0 4+	0 7 7-	1 3 2-	7 8 1-	0 1- 0	21 43 22-	6 5 1+	0 0 0	30 34 4-	0 0 0	10 1 9+	0 2- 0	
047RU	0 0 0	2 0 2+	4 0 4+	0 7 7-	1 3 2-	6 6 0	0 1- 0	11 23 12-	1 2 1-	0 0 0	18 31 13-	0 0 0	0 0 0	0 0 0	
047S0	0 0 0	0 0 0	0 0 0	0 7 7-	0 0 0	6 5 1+	0 1- 0	6 23 17-	1 0 1+	0 0 0	4 23 19-	0 0 0	0 0 0	0 0 0	
047SP	0 0 0	2 0 2+	4 0 4+	0 0 0	1 3 2-	0 1 1-	0 0 0	5 0 5+	0 2 2-	0 0 0	14 8 6+	0 0 0	0 0 0	0 0 0	
047Z2	0 0 0	0 0 0	0 0 0	0 0 0	0 0 0	1 2 1-	0 0 0	10 20 10-	5 3 2+	0 0 0	12 3 9+	0 0 0	10 1 9+	0 2- 0	
04701	0 0 0	0 0 0	0 0 0	0 0 0	0 0 0	1 2 1-	0 0 0	10 20 10-	5 3 2+	0 0 0	12 3 9+	0 0 0	10 1 9+	0 2- 0	
04702	0 0 0	0 0 0	0 0 0	0 0 0	0 0 0	0 0 0	0 0 0	0 0 0	0 0 0	0 0 0	0 0 0	0 0 0	0 0 0	0 0 0	
04704	0 0 0	0 0 0	0 0 0	0 0 0	0 0 0	0 0 0	0 0 0	0 0 0	0 0 0	0 0 0	0 0 0	0 0 0	0 0 0	0 0 0	
04705	0 0 0	0 0 0	0 0 0	0 0 0	0 0 0	0 0 0	0 0 0	0 0 0	0 0 0	0 0 0	0 0 0	0 0 0	0 0 0	0 0 0	
048AL	0 0 0	0 0 0	11 15 4-	0 2- 2-	4 5 1-	25 45 20-	4 3 1+	74 50 24-	26 50 0	1 1 0	58 77 19-	0 0 0	1 0 1+	22 9 13+	
048RU	0 0 0	0 0 0	5 13 8-	0 2- 0	4 5 1-	13 22 9-	2 1+ 0	16 16 0	5 4 1+	1 1 0	18 44 26-	0 0 0	0 0 0	7 4 3+	
048S0	0 0 0	0 0 0	5 13 8-	0 0 0	4 5 1-	4 1 3+	2 1+ 0	14 11 3+	5 3 2+	1 0 0	17 37 20-	0 0 0	0 0 0	7 4 3+	
048SP	0 0 0	0 0 0	0 0 0	0 2- 0	0 0 0	9 21 12-	0 0 0	2 5 3-	0 1 1-	0 0 0	1 7 6-	0 0 0	0 0 0	0 0 0	
048Z2	0 0 0	0 0 0	6 2 4+	0 0 0	0 0 0	12 23 11-	2 2 0	58 54 4+	21 46 25-	0 0 0	40 33 7+	0 0 0	1 0 1+	15 5 10+	
04801	0 0 0	0 0 0	4 0 4+	0 0 0	0 0 0	10 11 1-	1 2 1-	5 7 2-	4 8 4-	0 0 0	0 0 0	0 0 0	1 0 1+	7 0 7+	
04802	0 0 0	0 0 0	2 2 0	0 0 0	0 0 0	2 12 10-	0 0 0	43 47 4-	17 38 21-	0 0 0	40 30 10+	0 0 0	0 0 0	6 4 2+	

PART II APRESTS BY CHARGE AND AGENCY TYPE
 JUVENILE ADULTS GRAND TOTAL OTHER ASSAULTS

						ARSON	FORGERY	FRAUD	EMBEZZLE	STOLEN PROPERTY	VANDAL	ILLEGAL WEAPONS	
MIDDLEBOURNE PD	84	11	2	13	0	0	0	0	0	0	0	0	
	83	0	0	0	0	0	0	0	0	0	0	0	
	CHANGE	11+	2+	13+	0	0	0	0	0	0	0	0	
FRIENDLY PD	84	0	0	0	0	0	0	0	0	0	0	0	
	83	1	4	5	1	0	0	0	0	0	0	0	
	CHANGE	1-	4-	5-	1-	0	0	0	0	0	0	0	

UPSHUR CTY	TOTAL	84	78	1647	1725	107	0	11	1011	0	0	24	37
	83	43	1292	1335	100	0	8	605	0	3	24	28	
	CHANGE	35+	355+	390+	7+	0	3+	406+	0	3-	0	9+	

RURAL	84	76	1403	1479	82	0	9	1011	0	0	16	29	
	83	40	1093	1133	92	0	5	605	0	3	10	25	
	CHANGE	36+	310+	346+	10-	0	4+	406+	0	3-	6+	4+	
SHERIFF	84	60	1310	1370	67	0	5	988	0	0	2	28	
	83	36	962	998	81	0	4	595	0	2	5	19	
	CHANGE	24+	348+	372+	14-	0	1+	393+	0	2-	3-	9+	
STATE POLICE	84	16	93	109	15	0	4	23	0	0	14	1	
	83	4	131	135	11	0	1	10	0	1	5	6	
	CHANGE	12+	38-	26-	4+	0	3+	13+	0	1-	9+	5-	
MUNICIPAL	84	2	244	246	25	0	2	0	0	0	8	8	
	83	3	199	202	8	0	3	0	0	0	14	3	
	CHANGE	1-	45+	44+	17+	0	1-	0	0	0	6-	5+	
BUCKHANNON PD	84	2	244	246	25	0	2	0	0	0	8	8	
	83	3	199	202	8	0	3	0	0	0	14	3	
	CHANGE	1-	45+	44+	17+	0	1-	0	0	0	6-	5+	

WAYNE CTY	TOTAL	84	70	1143	1213	88	5	49	118	7	21	29	52
	83	134	999	1133	78	5	69	105	0	34	40	55	
	CHANGE	64-	144+	80+	10+	0	20-	13+	7+	13-	11-	3-	

RURAL	84	35	750	785	87	5	46	118	7	20	29	46	
	83	109	642	751	77	5	69	105	0	32	40	50	
	CHANGE	74-	108+	34+	10+	0	23-	13+	7+	12-	11-	4-	
SHERIFF	84	2	186	188	33	1	5	40	1	0	11	32	
	83	1	250	251	39	0	2	62	0	5	9	26	
	CHANGE	1+	64-	63-	6-	1+	3+	22-	1+	5-	2+	6+	
STATE POLICE	84	33	564	597	54	4	41	78	6	20	18	14	
	83	108	392	500	38	5	67	43	0	27	31	24	
	CHANGE	75-	172+	97+	16+	1-	26-	35+	6+	7-	13-	10-	
MUNICIPAL	84	35	393	428	1	0	3	0	0	1	0	6	
	83	25	357	382	1	0	0	0	0	2	0	5	
	CHANGE	10+	36+	46+	0	0	3+	0	0	1-	0	1+	
CEREDO PD	84	0	60	60	1	0	3	0	0	1	0	2	
	83	2	44	46	1	0	0	0	0	0	0	0	
	CHANGE	2-	16+	14+	0	0	3+	0	0	1+	0	2+	
KENOVA PD	84	31	229	260	0	0	0	0	0	0	0	3	
	83	23	269	292	0	0	0	0	0	2	0	5	
	CHANGE	8+	40-	32-	0	0	0	0	0	2-	0	2-	
WAYNE PD	84	4	69	73	0	0	0	0	0	0	0	1	
	83	0	6	6	0	0	0	0	0	0	0	0	
	CHANGE	4+	63+	67+	0	0	0	0	0	0	0	1+	
FORT GAY PD	84	0	35	35	0	0	0	0	0	0	0	0	
	83	0	38	38	0	0	0	0	0	0	0	0	
	CHANGE	0	3-	3-	0	0	0	0	0	0	0	0	

WEBSTER CTY	TOTAL	84	2	344	346	31	0	13	19	1	2	11	8
	83	9	356	365	50	4	1	50	1	10	18	31	
	CHANGE	7-	12-	19-	19-	4-	12+	31-	0	8-	7-	23-	

RURAL	84	0	246	246	29	0	13	19	1	2	9	8	
	83	5	300	305	49	4	1	50	1	10	17	31	
	CHANGE	5-	54-	59-	20-	4-	12+	31-	0	8-	8-	23-	
SHERIFF	84	0	134	134	15	0	0	17	1	1	6	7	
	83	3	197	200	34	0	0	43	0	9	13	30	
	CHANGE	3-	63-	66-	19-	0	0	26-	1+	8-	7-	23-	
STATE POLICE	84	0	112	112	14	0	13	2	0	1	3	1	
	83	2	103	105	13	4	1	7	1	1	4	1	
	CHANGE	2-	9+	7+	1-	4-	12+	5-	1-	0	1-	0	
MUNICIPAL	84	2	98	100	2	0	0	0	0	0	2	0	
	83	4	56	60	1	0	0	0	0	0	1	0	
	CHANGE	2-	42+	40+	1+	0	0	0	0	0	1+	0	
WEBSTER SPRINGS PD	84	1	82	83	2	0	0	0	0	0	2	0	
	83	4	49	53	1	0	0	0	0	0	1	0	
	CHANGE	3-	33+	30+	1+	0	0	0	0	0	1+	0	
COWEN PD	84	1	7	8	0	0	0	0	0	0	0	0	
	83	0	7	7	0	0	0	0	0	0	0	0	
	CHANGE	1+	0	1+	0	0	0	0	0	0	0	0	
CAMDEN-ON-GAULEY PD	84	0	9	9	0	0	0	0	0	0	0	0	
	83	0	0	0	0	0	0	0	0	0	0	0	
	CHANGE	0	9+	9+	0	0	0	0	0	0	0	0	

	COML VICE	SEX OFFENSES	MARCOTIC AND DRUG	GAMBLING	ARRESTS BY FAMILY OFFENSES	CHARGE DRIVING UND INFL	LIQUOR LAWS	AGENCY TYPE DRUNK-ENNESS	DISOPD CONDUCT	VAGRANCY	OTHER OFFENSES	SUSPICION	CURFEW LOITER	RUN-AWAYS
04803	0	0	0	0	0	0	1	10	0	0	0	0	0	2
	0	0	0	0	0	0	0	0	0	0	0	0	0	0
	0	0	0	0	0	0	1+	10+	0	0	0	0	0	2+
04804	0	0	0	0	0	0	0	0	0	0	0	0	0	0
	0	0	0	0	0	0	0	0	0	0	3	0	0	1
	0	0	0	0	0	0	0	0	0	0	3-	0	0	1-

049AL	0	0	22	4	0	88	0	163	36	1	166	0	9	46
	0	0	36	2	0	56	3	139	39	1	260	0	0	31
	0	0	14-	2+	0	32+	3-	24+	3-	0	94-	0	9+	15+

049RU	0	0	18	4	0	38	0	68	0	1	148	0	9	46
	0	0	35	1	0	32	3	68	0	0	224	0	0	30
	0	0	17-	3+	0	6+	3-	0	0	1+	76-	0	9+	16+
04950	0	0	13	0	0	24	0	59	0	0	132	0	9	43
	0	0	30	1	0	19	3	38	0	0	172	0	0	29
	0	0	17-	1-	0	5+	3-	21+	0	0	40-	0	9+	14+
0495P	0	0	5	4	0	14	0	9	0	1	16	0	0	3
	0	0	5	4	0	13	0	30	0	0	52	0	0	1
	0	0	0	4+	0	1+	0	21-	0	1+	36-	0	0	2+
0492Z	0	0	4	0	0	50	0	95	36	0	18	0	0	0
	0	0	1	1	0	24	0	71	39	1	36	0	0	1
	0	0	3+	1-	0	26+	0	24+	3-	1-	18-	0	0	1-
04901	0	0	4	0	0	50	0	95	36	0	18	0	0	0
	0	0	1	1	0	24	0	71	39	1	36	0	0	1
	0	0	3+	1-	0	26+	0	24+	3-	1-	18-	0	0	1-

050AL	0	3	51	0	12	158	8	326	27	1	253	0	0	5
	0	7	41	4	31	91	4	370	22	2	160	0	2	13
	0	4-	10+	4-	19-	67+	4+	44-	5+	1-	93+	0	2-	8-

050RU	0	3	40	0	12	51	8	134	1	0	178	0	0	0
	0	6	28	4	31	45	4	140	0	1	105	0	0	9
	0	3-	12+	4-	19-	6+	4+	6-	1+	1-	73+	0	0	9-
05050	0	0	3	0	10	12	8	11	0	0	21	0	0	0
	0	0	7	0	25	17	0	21	0	1	37	0	0	0
	0	0	4-	0	15-	5-	8+	10-	0	1-	16-	0	0	0
0505P	0	3	37	0	2	39	0	123	1	0	157	0	0	0
	0	6	21	4	6	28	4	119	0	0	88	0	0	9
	0	3-	16+	4-	4-	11+	4-	4+	1+	0	69+	0	0	9-
0502Z	0	0	11	0	0	107	0	192	26	1	75	0	0	5
	0	1	13	0	0	46	0	230	22	1	55	0	2	4
	0	1-	2-	0	0	61+	0	38-	4+	0	20+	0	2-	1+
05001	0	0	1	0	0	28	0	17	5	0	2	0	0	0
	0	1	0	0	0	15	0	23	6	0	0	0	0	0
	0	1-	1+	0	0	13+	0	6-	1-	0	2+	0	0	0
05002	0	0	10	0	0	74	0	73	21	1	73	0	0	5
	0	0	13	0	0	31	0	163	16	1	55	0	2	4
	0	0	3-	0	0	43+	0	90-	5+	0	18+	0	2-	1+
05003	0	0	0	0	0	5	0	67	0	0	0	0	0	0
	0	0	0	0	0	0	0	6	0	0	0	0	0	0
	0	0	0	0	0	5+	0	61+	0	0	0	0	0	0
05004	0	0	0	0	0	0	0	35	0	0	0	0	0	0
	0	0	0	0	0	0	0	38	0	0	0	0	0	0
	0	0	0	0	0	0	0	3-	0	0	0	0	0	0

051AL	0	15	9	0	10	87	13	46	10	0	71	0	0	0
	0	19	19	0	1	47	3	61	3	0	47	0	0	0
	0	4-	10-	0	9+	40+	10+	15-	7+	0	24+	0	0	0

051RU	0	15	8	0	8	59	0	7	1	0	67	0	0	0
	0	19	11	0	1	41	0	29	0	0	41	0	0	0
	0	4-	3-	0	7+	18+	0	22-	1+	0	26+	0	0	0
05150	0	3	3	0	0	22	0	2	0	0	57	0	0	0
	0	19	3	0	1	17	0	10	0	0	21	0	0	0
	0	16-	0	0	1-	5+	0	8-	0	0	36+	0	0	0
0515P	0	12	5	0	8	37	0	5	1	0	10	0	0	0
	0	0	8	0	0	24	0	19	0	0	20	0	0	0
	0	12+	3-	0	8+	13+	0	14-	1+	0	10-	0	0	0
0512Z	0	0	1	0	2	28	13	39	9	0	4	0	0	0
	0	0	8	0	0	6	3	32	3	0	6	0	0	0
	0	0	7-	0	2+	22+	10+	7+	6+	0	2-	0	0	0
05101	0	0	1	0	0	13	13	39	9	0	4	0	0	0
	0	0	8	0	0	2	3	29	3	0	6	0	0	0
	0	0	7-	0	0	11+	10+	10+	6+	0	2-	0	0	0
05102	0	0	0	0	0	8	0	0	0	0	0	0	0	0
	0	0	0	0	0	4	0	3	0	0	0	0	0	0
	0	0	0	0	0	4+	0	3-	0	0	0	0	0	0
05103	0	0	0	0	2	7	0	0	0	0	0	0	0	0
	0	0	0	0	0	0	0	0	0	0	0	0	0	0
	0	0	0	0	2+	7+	0	0	0	0	0	0	0	0

PART II ARRESTS BY CHARGE AND AGENCY TYPE
 JUVENILE ADULTS GRAND TOTAL OTHER ASSAULTS

ARSON FORGERY FRAUD EMBEZZLE STOLEN PROPERTY VANDAL ILLEGAL WEAPONS

		JUVENILE	ADULTS	GRAND TOTAL	OTHER ASSAULTS	ARSON	FORGERY	FRAUD	EMBEZZLE	STOLEN PROPERTY	VANDAL	ILLEGAL WEAPONS	

WETZEL CTY	TOTAL	84	80	443	523	21	1	16	7	1	3	14	25
	83	70	403	473	24	1	2	3	0	0	22	36	
	CHANGE	10+	40+	50+	3-	0	14+	4+	1+	3+	8-	11-	

	RURAL	84	4	212	216	18	1	13	7	0	1	3	21
	83	14	177	191	16	1	0	3	0	0	2	31	
	CHANGE	10-	35+	25+	2+	0	13+	4+	0	1+	1+	10-	
	SHERIFF	84	1	124	125	13	1	2	1	0	0	0	20
	83	4	114	118	7	0	0	3	0	0	0	30	
	CHANGE	3-	10+	7+	6+	1+	2+	2-	0	0	0	10-	
	STATE POLICE	84	3	88	91	5	0	11	6	0	1	3	1
	83	10	63	73	9	1	0	0	0	0	2	1	
	CHANGE	7-	25+	18+	4-	1-	11+	6+	0	1+	1+	0	
	MUNICIPAL	84	76	231	307	3	0	3	0	1	2	11	4
	83	56	226	282	8	0	2	0	0	0	20	5	
	CHANGE	20+	5+	25+	5-	0	1+	0	1+	2+	9-	1-	
	HUNDRED PD	84	0	7	7	0	0	0	0	0	0	0	0
	83	4	9	13	0	0	0	0	0	0	7	0	
	CHANGE	4-	2-	6-	0	0	0	0	0	0	7-	0	
	NEW MARTINSVILLE PD	84	75	224	299	3	0	3	0	1	2	10	4
	83	52	217	269	8	0	2	0	0	0	13	5	
	CHANGE	23+	7+	30+	5-	0	1+	0	1+	2+	3-	1-	
	PINE GROVE PD	84	1	0	1	0	0	0	0	0	0	1	0
	83	0	0	0	0	0	0	0	0	0	0	0	
	CHANGE	1+	0	1+	0	0	0	0	0	0	1+	0	
	SMITHFIELD PD	84	0	0	0	0	0	0	0	0	0	0	0
	83	0	0	0	0	0	0	0	0	0	0	0	
	CHANGE	0	0	0	0	0	0	0	0	0	0	0	

WIRT CTY	TOTAL	84	4	117	121	13	0	4	21	0	0	8	27
	83	4	149	153	16	0	0	11	0	0	3	51	
	CHANGE	0	32-	32-	3-	0	4+	10+	0	0	5+	24-	

	RURAL	84	4	117	121	13	0	4	21	0	0	8	27
	83	4	149	153	16	0	0	11	0	0	3	51	
	CHANGE	0	32-	32-	3-	0	4+	10+	0	0	5+	24-	
	SHERIFF	84	3	49	52	2	0	0	0	0	0	0	26
	83	3	99	102	4	0	0	0	0	0	0	46	
	CHANGE	0	50-	50-	2-	0	0	0	0	0	0	20-	
	STATE POLICE	84	1	68	69	11	0	4	21	0	0	8	1
	83	1	50	51	12	0	0	11	0	0	3	5	
	CHANGE	0	18+	18+	1-	0	4+	10+	0	0	5+	4-	
	MUNICIPAL	84	0	0	0	0	0	0	0	0	0	0	0
	83	0	0	0	0	0	0	0	0	0	0	0	
	CHANGE	0	0	0	0	0	0	0	0	0	0	0	
	ELIZABETH PD	84	0	0	0	0	0	0	0	0	0	0	0
	83	0	0	0	0	0	0	0	0	0	0	0	
	CHANGE	0	0	0	0	0	0	0	0	0	0	0	

WOOD CTY	TOTAL	84	60	1933	1993	273	4	10	252	2	5	70	45
	83	52	1735	1787	217	4	29	184	2	14	49	35	
	CHANGE	8+	198+	206+	56+	0	19-	68+	0	9-	21+	10+	

	RURAL	84	16	870	886	183	0	3	228	0	4	35	30
	83	6	598	604	104	0	15	132	2	0	20	16	
	CHANGE	10+	272+	282+	79+	0	12-	96+	2-	4+	15+	14+	
	SHERIFF	84	0	693	693	151	0	3	228	0	1	20	18
	83	0	469	469	91	0	15	132	0	0	12	11	
	CHANGE	0	224+	224+	60+	0	12-	96+	0	1+	8+	7+	
	STATE POLICE	84	16	177	193	32	0	0	0	3	15	12	
	83	6	129	135	13	0	0	0	2	0	8	5	
	CHANGE	10+	48+	58+	19+	0	0	0	2-	3+	7+	7+	
	MUNICIPAL	84	44	1063	1107	90	4	7	24	2	1	35	15
	83	46	1137	1183	113	4	14	52	0	14	29	19	
	CHANGE	2-	74-	76-	23-	0	7-	28-	2+	13-	6+	4-	
	PARKERSBURG PD	84	29	883	912	88	4	5	22	2	1	35	14
	83	31	996	1027	109	4	11	48	0	14	27	15	
	CHANGE	2-	113-	115-	21-	0	6-	26-	2+	13-	8+	1-	
	VIENNA PD	84	10	145	155	0	0	2	2	0	0	0	1
	83	6	118	124	2	0	3	3	0	0	1	3	
	CHANGE	4+	27+	31+	2-	0	1-	1-	0	0	1-	2-	
	WILLIAMSTOWN PD	84	5	35	40	2	0	0	0	0	0	0	0
	83	5	23	32	2	0	0	0	0	0	1	1	
	CHANGE	4-	12+	8+	0	0	0	1-	0	0	1-	1-	

WYOMING CTY	TOTAL	84	47	703	750	44	2	15	4	0	7	22	18
	83	47	868	915	39	0	5	2	0	23	14	30	
	CHANGE	0	165-	165-	5+	2+	10+	2+	0	16-	8+	12-	

	COML VICE	SEX OFFENSES	NARCOTIC AND DRUG	PART II GAMBLING	ARRESTS BY FAMILY OFFENSES	CHARGE DRIVING UND INFL	LIQUOR LAWS	AND AGENCY TYPE DRUNK-ENNESS	DISORD CONDUCT	VAGRANCY	OTHER OFFENSES	SUSPICION	CURFEW LOITER	RUN-AWAYS
052AL	0	4	13	0	0	96	26	58	52	0	182	0	0	4
	0	2	10	0	0	91	7	53	52	0	158	0	0	12
	0	2+	3+	0	0	5+	19+	5+	0	0	24+	0	0	8-
052RU	0	0	7	0	0	31	0	11	1	0	99	0	0	3
	0	1	7	0	0	35	0	8	1	0	79	0	0	7
	0	1-	0	0	0	4-	0	3+	0	0	20+	0	0	4-
052S0	0	0	1	0	0	8	0	2	1	0	76	0	0	0
	0	1	2	0	0	6	0	5	0	0	64	0	0	0
	0	1-	1-	0	0	2+	0	3-	1+	0	12+	0	0	0
052SP	0	0	6	0	0	23	0	9	0	0	23	0	0	3
	0	0	5	0	0	29	0	3	1	0	15	0	0	7
	0	0	1+	0	0	6-	0	6+	1-	0	8+	0	0	4-
052ZZ	0	4	6	0	0	65	26	47	51	0	83	0	0	1
	0	1	3	0	0	56	7	45	51	0	79	0	0	5
	0	3+	3+	0	0	9+	19+	2+	0	0	4+	0	0	4-
05201	0	0	0	0	0	0	0	4	3	0	0	0	0	0
	0	0	0	0	0	1	0	3	2	0	0	0	0	0
	0	0	0	0	0	1-	0	1+	1+	0	0	0	0	0
05202	0	4	6	0	0	65	26	43	48	0	83	0	0	1
	0	1	3	0	0	55	7	42	49	0	79	0	0	5
	0	3+	3+	0	0	10+	19+	1+	1-	0	4+	0	0	4-
05204	0	0	0	0	0	0	0	0	0	0	0	0	0	0
	0	0	0	0	0	0	0	0	0	0	0	0	0	0
	0	0	0	0	0	0	0	0	0	0	0	0	0	0
05206	0	0	0	0	0	0	0	0	0	0	0	0	0	0
	0	0	0	0	0	0	0	0	0	0	0	0	0	0
	0	0	0	0	0	0	0	0	0	0	0	0	0	0
053AL	0	1	5	0	0	9	0	19	0	0	14	0	0	0
	0	0	2	0	0	10	2	18	0	0	40	0	0	0
	0	1+	3+	0	0	1-	2-	1+	0	0	26-	0	0	0
053RU	0	1	5	0	0	9	0	19	0	0	14	0	0	0
	0	0	2	0	0	10	2	18	0	0	40	0	0	0
	0	1+	3+	0	0	1-	2-	1+	0	0	26-	0	0	0
053S0	0	0	3	0	0	1	0	8	0	0	12	0	0	0
	0	0	2	0	0	2	0	9	0	0	39	0	0	0
	0	0	1+	0	0	1-	0	1-	0	0	27-	0	0	0
053SP	0	1	2	0	0	8	0	11	0	0	2	0	0	0
	0	0	0	0	0	8	2	9	0	0	1	0	0	0
	0	1+	2+	0	0	0	2-	2+	0	0	1+	0	0	0
053ZZ	0	0	0	0	0	0	0	0	0	0	0	0	0	0
	0	0	0	0	0	0	0	0	0	0	0	0	0	0
	0	0	0	0	0	0	0	0	0	0	0	0	0	0
05301	0	0	0	0	0	0	0	0	0	0	0	0	0	0
	0	0	0	0	0	0	0	0	0	0	0	0	0	0
	0	0	0	0	0	0	0	0	0	0	0	0	0	0
054AL	0	24	10	9	9	413	9	286	16	0	545	0	0	11
	0	12	13	0	22	464	7	318	12	0	400	0	0	5
	0	12+	3-	9+	13-	51-	2+	32-	4+	0	145+	0	0	6+
054RU	0	4	1	0	9	50	5	38	3	0	286	0	0	7
	0	2	1	0	20	52	1	46	0	0	191	0	0	2
	0	2+	0	0	11-	2-	4+	8-	3+	0	95+	0	0	5+
054S0	0	2	1	0	9	19	1	11	3	0	226	0	0	0
	0	0	1	0	20	19	1	8	0	0	159	0	0	0
	0	2+	0	0	11-	0	0	3+	3+	0	67+	0	0	0
054SP	0	2	0	0	0	31	4	27	0	0	60	0	0	7
	0	2	0	0	0	33	0	38	0	0	32	0	0	2
	0	0	0	0	0	2-	4+	11-	0	0	28+	0	0	5+
054ZZ	0	20	9	9	0	363	4	248	13	0	259	0	0	4
	0	10	12	0	2	412	6	272	12	0	209	0	0	3
	0	10+	3-	9+	2-	49-	2-	24-	1+	0	50+	0	0	1+
05401	0	18	7	9	0	280	4	180	8	0	235	0	0	0
	0	9	9	0	1	352	0	219	7	0	200	0	0	2
	0	9+	2-	9+	1-	72-	4+	39-	1+	0	35+	0	0	2-
05402	0	2	0	0	0	82	0	50	0	0	14	0	0	2
	0	1	2	0	0	60	0	41	2	0	5	0	0	1
	0	1+	2-	0	0	22+	0	9+	2-	0	9+	0	0	1+
05403	0	0	2	0	0	1	0	18	5	0	10	0	0	2
	0	0	1	0	1	0	6	12	3	0	4	0	0	0
	0	0	1+	0	1-	1+	6-	6+	2+	0	6+	0	0	2+
055AL	0	2	26	0	7	160	6	202	37	0	192	0	0	6
	0	1	18	0	2	179	1	260	30	0	294	0	13	4
	0	1+	8+	0	5+	19-	5+	58-	7+	0	102-	0	13-	2+

PAGE 77
 PART II ARRESTS BY CHARGE AND AGENCY TYPE
 JUVENILE ADULTS GRAND OTHER ARSON FORGERY FRAUD EMBEZZLE STOLEN VANDAL ILLEGAL
 TOTAL ASSAULTS PROPERTY WEAPONS

		JUVENILE	ADULTS	GRAND TOTAL	OTHER ASSAULTS	ARSON	FORGERY	FRAUD	EMBEZZLE	STOLEN PROPERTY	VANDAL	ILLEGAL WEAPONS
RURAL	84	9	339	348	14	2	7	1	0	1	2	13
	83	7	445	452	11	0	3	1	0	6	12	18
	CHANGE	2+	106-	104-	3+	2+	4+	0	0	5-	10-	5-
SHERIFF	84	1	265	266	0	0	0	0	0	0	0	11
	83	0	330	330	0	0	0	0	0	0	0	12
	CHANGE	1+	65-	64-	0	0	0	0	0	0	0	1-
STATE POLICE	84	8	74	82	14	2	7	1	0	1	2	2
	83	7	115	122	11	0	3	1	0	6	12	6
	CHANGE	1+	41-	40-	3+	2+	4+	0	0	5-	10-	4-
MUNICIPAL	84	38	364	402	30	0	8	3	0	6	20	5
	83	40	423	463	28	0	2	1	0	17	2	12
	CHANGE	2-	59-	61-	2+	0	6+	2+	0	11-	18+	7-
MULLENS PD	84	14	163	177	7	0	7	3	0	6	6	3
	83	23	88	111	8	0	0	1	0	10	2	4
	CHANGE	9-	75+	66+	1-	0	7+	2+	0	4-	4+	1-
PINEVILLE PD	84	0	71	71	7	0	0	0	0	0	8	0
	83	3	101	104	2	0	0	0	0	2	0	0
	CHANGE	3-	30-	33-	5+	0	0	0	0	2-	8+	0
OCEANA PD	84	24	130	154	16	0	1	0	0	0	6	2
	83	14	234	248	18	0	2	0	0	5	0	8
	CHANGE	10+	104-	94-	2-	0	1-	0	0	5-	6+	6-

	PART II													
	COML VICE	SEX OFFENSES	NARCOTIC AND DRUG	GAMBLING	ARRESTS BY FAMILY OFFENSES	CHARGE DRIVING UND INFL	AND AGENCY TYPE LIQUOR LAWS	DRUNK- ENNESS	DISORD CONDUCT	VAGRANCY	OTHER OFFENSES	SUSPICION	CURFEW LOITER	RUN- AWAYS
055RU	0	1	17	0	5	51	1	77	0	0	154	0	0	2
	0	1	3	0	0	68	1	108	0	0	220	0	0	0
	0	0	14+	0	5+	17-	0	31-	0	0	66-	0	0	2+
05550	0	0	3	0	3	44	0	69	0	0	136	0	0	0
	0	0	2	0	0	45	0	78	0	0	193	0	0	0
	0	0	1+	0	3+	1-	0	9-	0	0	57-	0	0	0
0555P	0	1	14	0	2	7	1	8	0	0	18	0	0	2
	0	1	1	0	0	23	1	30	0	0	27	0	0	0
	0	0	13+	0	2+	16-	0	22-	0	0	9-	0	0	2+
055Z2	0	1	9	0	2	109	5	125	37	0	38	0	0	4
	0	0	15	0	2	111	0	152	30	0	74	0	13	4
	0	1+	6-	0	0	2-	5+	27-	7+	0	36-	0	13-	0
05501	0	0	5	0	0	52	4	46	29	0	6	0	0	3
	0	0	3	0	1	25	0	22	11	0	7	0	13	4
	0	0	2+	0	1-	27+	4+	24+	18+	0	1-	0	13-	1-
05502	0	0	0	0	0	22	0	26	0	0	8	0	0	0
	0	0	0	0	1	19	0	38	2	0	40	0	0	0
	0	0	0	0	1-	3+	0	12-	2-	0	32-	0	0	0
05503	0	1	4	0	2	35	1	53	8	0	24	0	0	1
	0	0	12	0	0	67	0	92	17	0	27	0	0	0
	0	1+	8-	0	2+	32-	1+	39-	9-	0	3-	0	0	1+

D. N. R.
Department of Natural Resources

**DEPARTMENT OF NATURAL RESOURCES
DISTRICT 1**

**Arrests By Age
Persons Under 18 Years of Age**

January-December 1984, 1983

CLASSIFICATION OF OFFENSES	SEX	AGE							RACE				ETHNIC ORIGIN			
		Under 10	10-12	13-14	15	16	17	Total Under 18	White	Black	Other	Asian or Pacific Islander	Hispanic	Not Reported		
Murder	01A Male															
	Female															
Manslaughter	01B Male															
	Female															
Forcible Rape	02 Male															
	Female															
Robbery	03 Male															
	Female															
Potentially Assault	04 Male															
	Female															
Burglary Breaking and Entering	05 Male															
	Female															
Larceny-Theft (Except Motor Vehicle Theft)	06 Male															
	Female															
Motor Vehicle Theft	07 Male															
	Female															
Other Assault	08 Male															
	Female															
Arson	09 Male															
	Female															
Forgery and Counterfeiting	10 Male															
	Female															
Fraud	11 Male															
	Female															
Embezzlement	12 Male															
	Female															
Stolen Property, Buying, Receiving, Possessing	13 Male															
	Female															
Vandalism	14 Male															
	Female															
Weapons Carrying, Possessing, etc	15 Male			3	2	4	3	12	12							12
	Female															
Prostitution and Commercialized Vice	16 Male															
	Female															
Sex Offenses (Except Forcible Rape and Prostitution)	17 Male															
	Female															
Drug Abuse Violations	TOTAL 18 Male															
	Female															
(1) Sale/Manufacturing	18a Male															
	Female															
Subtotal	18b Male															
	Female															
Opium or Cocaine and Their Derivatives (Morphine, Heroin, Codeine)	18c Male															
	Female															
Marijuana	18d Male															
	Female															
Synthetic Narcotic-Manufactured Narcotics Which Can Cause True Drug Addiction (Demerol, Methadone)	18e Male															
	Female															
Other - Dangerous Non-Narcotic Drugs (Barbiturates, Benzodrine)	18f Male															
	Female															
(2) Possession	18g Male															
	Female															
Subtotal	18h Male															
	Female															
Opium or Cocaine and Their Derivatives (Morphine, Heroin, Codeine)	18i Male															
	Female															
Marijuana	18j Male															
	Female															
Synthetic Narcotic-Manufactured Narcotics Which Can Cause True Drug Addiction (Demerol, Methadone)	18k Male															
	Female															
Other - Dangerous Non-Narcotic Drugs (Barbiturates, Benzodrine)	18l Male															
	Female															
TOTAL 19	Male															
	Female															
Gambling	19A Male															
	Female															
Bookmaking (Horse and Sport Book)	19B Male															
	Female															
Numbers and Lottery	19C Male															
	Female															
All Other Gambling	19D Male															
	Female															
Offenses Against Family and Children	20 Male															
	Female															
Driving Under The Influence	21 Male															
	Female															
Liquor Laws	22 Male															
	Female															
Drunkenness	23 Male															
	Female															
Disorderly Conduct	24 Male															
	Female															
Vagrancy	25 Male															
	Female															
All Other Offenses (Except Traffic)	26 Male															
	Female															
Suspicion Not Reported in WVA	27 Male															
	Female															
Culpus and Letting Law Violations	28 Male															
	Female															
Run-Aways	29 Male															
	Female															
GRAND TOTAL	Male			3	2	4	3	12	12							12
	Female															

**DEPARTMENT OF NATURAL RESOURCES
DISTRICT 2**

**Arrests By Age
Persons Under 18 Years of Age**

January-December 1984, 1983

CLASSIFICATION OF OFFENSES	SEX	AGE							RACE				ETHNIC ORIGIN			
		Under 10	10-12	13-14	15	16	17	Total Under 18	White	Black	Other Race	Asian or Pacific Islander	Hispanic	Not Hispanic		
Murder	01A Male															
	Female															
Manslaughter	01B Male															
	Female															
Forcible Rape	02 Male															
	Female															
Robbery	03 Male															
	Female															
Potentially Assault	04 Male															
	Female															
Burglary (Breaking and Entering)	05 Male															
	Female															
Larceny-Theft (Except Motor Vehicle Theft)	06 Male															
	Female															
Motor Vehicle Theft	07 Male															
	Female															
Other Assaults	08 Male															
	Female															
Arson	09 Male															
	Female															
Forgery and Counterfeiting	10 Male															
	Female															
Fraud	11 Male															
	Female															
Embezzlement	12 Male															
	Female															
Stolen Property: Buying, Receiving, Possessing	13 Male															
	Female															
Vandalism	14 Male															
	Female															
Weapons: Carrying, Possessing, etc.	15 Male							2	2	2						2
	Female															
Prostitution and Commercialized Vice	16 Male															
	Female															
Sex Offenses (Except Forcible Rape and Prostitution)	17 Male															
	Female															
Drug Abuse Violations	18 Male															
	Female															
(1) Sale/Manufacturing	18A Male															
	Female															
Subtotal	18B Male															
	Female															
Opium or Cocaine and Their Derivatives (Morphine, Heroin, Codeine)	a Male															
	Female															
Marijuana	b Male															
	Female															
Synthetic Narcotics-Manufactured Narcotics Which Can Cause True Drug Addiction (Demerol, Methadone)	c Male															
	Female															
Other - Dangerous Non-Narcotic Drugs (Barbiturates, Benzodrine)	d Male															
	Female															
(2) Possession	18C Male															
	Female															
Subtotal	18D Male															
	Female															
Opium or Cocaine and Their Derivatives (Morphine, Heroin, Codeine)	e Male															
	Female															
Marijuana	f Male															
	Female															
Synthetic Narcotics-Manufactured Narcotics Which Can Cause True Drug Addiction (Demerol, Methadone)	g Male															
	Female															
Other - Dangerous Non-Narcotic Drugs (Barbiturates, Benzodrine)	h Male															
	Female															
TOTAL	19 Male															
	Female															
Gambling	19A Male															
	Female															
Bookmaking (Horse and Sport Book)	19B Male															
	Female															
Numbers and Lottery	19C Male															
	Female															
All Other Gambling	19D Male															
	Female															
Offenses Against Family and Children	20 Male															
	Female															
Driving Under The Influence	21 Male															
	Female															
Liquor Laws	22 Male															
	Female															
Drunkennes	23 Male															
	Female															
Storidary Conduct	24 Male															
	Female															
Vagrancy	25 Male															
	Female															
All Other Offenses (Except Traffic)	26 Male															
	Female															
Suspense Not Reported in WVA	27 Male															
	Female															
Curfew and Loitering Law Violations	28 Male															
	Female															
Run-Aways	29 Male															
	Female															
GRAND TOTAL	Male							2	2	2						2
	Female															

DEPARTMENT OF NATURAL RESOURCES DISTRICT 3

Arrests By Age Persons Under 18 Years of Age

January-December 1984, 1983

CLASSIFICATION OF OFFENSES	SEX	AGE						RACE			ETHNIC ORIGIN		
		Under 10	10-12	13-14	15	16	17	Total Under 18	White	Black	Other	Hispanic	Not Hispanic
01A	Male												
	Female												
01B	Male												
	Female												
02	Male												
	Female												
03	Male												
	Female												
04	Male												
	Female												
05	Male												
	Female												
06	Male					2	1	3	3				3
	Female												
07	Male												
	Female												
08	Male												
	Female												
09	Male												
	Female												
10	Male												
	Female												
11	Male												
	Female												
12	Male												
	Female												
13	Male												
	Female												
14	Male					1	4	5	10	10			10
	Female												
15	Male												
	Female												
16	Male												
	Female												
17	Male												
	Female												
TOTAL	Male												
	Female												
18	Male												
	Female												
TOTAL	Male												
	Female												
19	Male												
	Female												
20	Male												
	Female												
21	Male												
	Female												
22	Male												
	Female												
23	Male												
	Female												
24	Male												
	Female												
25	Male												
	Female												
26	Male							1	1	1			1
	Female												
27	Male												
	Female												
28	Male												
	Female												
29	Male												
	Female												
GRAND TOTAL						1	7	6	14	14			14

DEPARTMENT OF NATURAL RESOURCES DISTRICT 4

Arrests By Age Persons Under 18 Years of Age

January-December 1994, 1993

CLASSIFICATION OF OFFENSES	SEX	AGE						RACE				ETHNIC ORIGIN		
		Under 10	10-12	13-14	15	16	17	Total Under 18	White	Black	Other Race	Hispanic	Not Hispanic	
Murder	01A Male													
	Female													
Manslaughter	01B Male													
	Female													
Forcible Rape	02 Male													
	Female													
Robbery	03 Male													
	Female													
Potentially Assault	04 Male													
	Female													
Burglary Breaking and Entering	05 Male													
	Female													
Larceny-Theft (Except Motor Vehicle Theft)	06 Male													
	Female													
Motor Vehicle Theft	07 Male													
	Female													
Other Assaults	08 Male													
	Female													
Arson	09 Male													
	Female													
Forgery and Counterfeiting	10 Male													
	Female													
Fraud	11 Male													
	Female													
Embezzlement	12 Male													
	Female													
State Property: Buying, Receiving, Possessing	13 Male													
	Female													
Vandalism	14 Male													
	Female													
Weapons: Carrying, Possessing, etc.	15 Male				2	2	2	6	6					6
	Female													
Prostitution and Commercialized Vice	16 Male													
	Female													
Sex Offenses (Except Forcible Rape and Prostitution)	17 Male													
	Female													
Drug Abuse Violations	TOTAL 18 Male													
	Female													
(1) Sale/Manufacturing	18A Male													
	Female													
Subtotal	18B Male													
	Female													
Opium or Cocaine and Their Derivatives (Morphine, Heroin, Codeine)	a Male													
	Female													
Marijuana	b Male													
	Female													
Synthetic Narcotics-Manufactured Narcotics Which Can Cause True Drug Addiction (Demerol, Methadone)	c Male													
	Female													
Other - Dangerous Non-Narcotic Drugs (Barbiturates, Benzodrine)	d Male													
	Female													
(2) Possession	18C Male													
	Female													
Subtotal	18D Male													
	Female													
Opium or Cocaine and Their Derivatives (Morphine, Heroin, Codeine)	e Male													
	Female													
Marijuana	f Male													
	Female													
Synthetic Narcotics-Manufactured Narcotics Which Can Cause True Drug Addiction (Demerol, Methadone)	g Male													
	Female													
Other - Dangerous Non-Narcotic Drugs (Barbiturates, Benzodrine)	h Male													
	Female													
TOTAL	19 Male													
	Female													
Gambling	19A Male													
	Female													
Bookmaking (Horse and Sport Book)	19B Male													
	Female													
Numbers and Lottery	19C Male													
	Female													
All Other Gambling	19D Male													
	Female													
Offenses Against Family and Children	20 Male													
	Female													
Driving Under The Influence	21 Male													
	Female													
Liquor Laws	22 Male													
	Female													
Drunkenness	23 Male													
	Female													
Disorderly Conduct	24 Male													
	Female													
Vagrancy	25 Male													
	Female													
All Other Offenses (Except Traffic)	26 Male													
	Female													
Suspicion Not Reported to WVA	27 Male													
	Female													
Curfew and Loitering Law Violations	28 Male													
	Female													
Run-Aways	29 Male													
	Female													
GRAND TOTAL	Male				2	2	2	6	6					6
	Female													

**DEPARTMENT OF NATURAL RESOURCES
DISTRICT 5**

**Arrests By Age
Persons Under 18 Years of Age**

January-December 1984, 1983

CLASSIFICATION OF OFFENSES	SEX	AGE						RACE				ETHNIC ORIGIN		
		Under 10	10-12	13-14	15	16	17	Total Under 18	White	Black	Other Race	Hispanic	Not Hispanic	
Murder	01A Male Female													
Man-slaughter	01B Male Female													
Fornication	02 Male Female													
Seduction	03 Male Female													
Felony Assault	04 Male Female													
Burglary Breaking and Entering	05 Male Female													
Larceny-Theft (Except Motor Vehicle Theft)	06 Male Female													
Motor Vehicle Theft	07 Male Female													
Other Assaults	08 Male Female													
Arson	09 Male Female													
Forgery and Counterfeiting	10 Male Female													
Prison	11 Male Female													
Embezzlement	12 Male Female													
State Property, Buying, Receiving, Possessing	13 Male Female													
Vandalism	14 Male Female													
Weapons Carrying, Possessing, etc	15 Male Female				3	4	7	7						7
Prostitution and Commercialized Vice	16 Male Female													
Sex Offenses (Except Fornication, Rape and Prostitution)	17 Male Female													
Drug Abuse Violations	18 Male Female						2	2	2					2
TOTAL	18 Male Female													
(1) Sale/Manufacturing	19 Male Female													
Subtotal	19B Male Female													
Opium or Cocaine and Their Derivatives (Morphine, Heroin, Codeine)	a Male Female													
Marjuana	b Male Female													
Synthetic Narcotic-Manufactured Narcotics Which Can Cause True Drug Addiction (Demerol, Meperidine)	c Male Female													
Other - Dangerous Non-Narcotic Drugs (Barbiturates, Benzodrine)	d Male Female													
(2) Possession	19C Male Female													
Subtotal	19D Male Female													
Opium or Cocaine and Their Derivatives (Morphine, Heroin, Codeine)	e Male Female													
Marjuana	f Male Female						2	2	2					2
Synthetic Narcotic-Manufactured Narcotics Which Can Cause True Drug Addiction (Demerol, Meperidine)	g Male Female													
Other - Dangerous Non-Narcotic Drugs (Barbiturates, Benzodrine)	h Male Female													
TOTAL	19E Male Female													
Gambling	20 Male Female													
Bookmaking (Horse and Sport Book)	20A Male Female													
Numbers and Lottery	20B Male Female													
All Other Gambling	20C Male Female													
Offenses Against Family and Children	21 Male Female													
Driving Under The Influence	22 Male Female													
Liquor Laws	23 Male Female													
Drunkness	24 Male Female													
Disorderly Conduct	25 Male Female													
Vagrancy	26 Male Female													
All Other (Offense (Except Traffic))	26 Male Female				1	2	1	4	4					4
Supplies Not Reported in WVA	27 Male Female													
Curfew and Loitering Law Violations	28 Male Female													
Run-Aways	29 Male Female													
GRAND TOTAL					1	2	3	7	13	13				13

Arson

Arson 1984

DEFINITION

The offense of arson is defined by the National Uniform Crime Reporting (UCR) Program to include any willful or malicious burning or attempts to burn, with or without intent to defraud, a dwelling house, public building, motor vehicle or aircraft, personal property of another, etc.

Early in 1979, in accordance with the FBI-UCR Program, the West Virginia UCR Program began collecting arson data submitted by the UCR contributing agencies. During 1984, there were 655 actual Arson offenses reported with an estimated damage to property of \$9,805,990. 160 of the arsons, or 24.4 percent, were cleared. Juvenile arrest cleared 7 percent. Arson offenses increased 22.9 percent over 1983.

Structural Arson

Structural arson includes the following categories:

- A. Single Occupancy Residential:
Houses, Townhouses, Duplexes, etc.
- B. Other Residential:
Apartments, Tenements, Flats, Hotels, Motels, Inns, Dormitories, Boarding Houses, etc.
- C. Storage: Barns, Garages, Warehouses, etc.
- D. Industrial/Manufacturing
- E. Other Commerical: Stores, Restaurants, Offices, etc.
- F. Community/Public:
Churches, Jails, Schools, Colleges, Hospitals, etc.
- G. All Other Structure:
Out Buildings, Monuments, Buildings Under Construction, etc.

There were 403 Structural Arsons for an estimated property damage of \$8,866,6135 118 of the structural arsons, or 29.3 percent, were cleared. Within the structural category, Single Occupancy Residential had the greatest number of arsons - 206, or 51.1 percent. The other commercial structure also had the greatest amount of property damage, \$3,238,965.

Mobile Arson

Mobile Arson includes the categories:

- H. Motor Vehicles:
Automobiles, Trucks, Buses, Motorcycles, etc.: UCR Definition.
- I. Other Mobile Property:
Trailers, Recreational Vehicles, Airplanes, Boats, etc.

There were 218 Mobile Arsons for an estimated property damage of \$933,675. 34 of the mobile arsons, or 15.6 percent, were cleared. Motor Vehicles had the greatest number of arsons - 203, or 93.1 percent, for an estimated property damage of \$858,560.

Other Arson

Other Arson includes the category:

- J. Total Other:
Crops, Timber, Fences, Signs, etc.

In 1984, there were 34 other arsons for an estimated property damage of \$6,180.

ARSON 1984

PROPERTY CLASSIFICATION	2	3	4	5	6	7	8
	Offenses Reported Known to Police (Include Unfounded and Attempts)	Unfounded, i.e., False or Baseless Complaints	Number of Actual Offenses (Column 2 Minus Column 3 Include Attempts)	Total Offenses Cleared by Arrest or Exceptional Means (Include Column 6)	Number of Clearances Involving Only Persons Under 18 Years of Age	Offenses Where Structures Abandoned, not in Normal, in Use	Estimated Value of Property Damaged
A Single Occupant Residential Houses, Townhouses, Duplexes, etc.	208	2	206	58	11	57	2,425,095
B Other Residential Apartments Tenements, Flats Hotels, Mobile Homes, Dormitories Boarding Houses, etc.	49	1	48	14	2	8	567,135
C Storage Barns, Garages, Warehouses, etc.	48	1	47	19	9	7	569,840
D Industrial Manufacturing	5		5				125,000
E Other Commercial Stores, Restaurants, Offices, etc.	50	2	48	9	2	3	3,238,965
F Community Public Churches, Jails, Schools, Colleges, Hospitals, etc.	32		32	7	3	4	1,898,100
G All Other Structure Old Buildings, Monuments, Buildings Under Construction, etc.	17		17	11	7	4	42,000
TOTAL STRUCTURE	409	6	403	118	34	83	8,866,135
H Motor Vehicle, Automobiles, Trucks, Buses, Motorcycles, etc. (CR Definition)	204	1	203	30	6		858,560
I Other Mobile Property Trailers, Recreational Vehicles, Trailers, Boats, etc.	15		15	4	3		75,115
TOTAL MOBILE	219	1	218	34	9		933,675
J TOTAL OTHER Cables, Towers, Fences, etc.	34		34	8	3		6,180
GRAND TOTAL	662	7	655	160	46	83	9,805,990

DOMESTIC VIOLENCE

Domestic Violence

The increasing number of abuse between family members prompted the enactment of House Bill 802. This bill mandated the collection of domestic violence. Information on spouses, persons living as spouses, persons who formerly resided as spouses, parents, children and stepchildren, or other persons related by blood or marriage is collected.

Abuse: The occurrence of one or more of the following acts between family or household members who reside together or who formerly resided together.

1. Attempting to cause or intentionally, knowingly or recklessly causing bodily injury with or without a dangerous or deadly weapon.
2. Placing by physical menace another in fear or imminent serious bodily injury.
3. Sexually abusing a person under the age of 18 years.

The following information on Domestic Violence is in compliance with House Bill 802. Collecting the information on Domestic Violence began on July 1, 1981.

Law enforcement agencies reported they received a total of 1,185 complaints on Domestic Violence for 1984. This represented a 14% decrease over the 1983 figure of 1,232. They investigated 835 (70.5%) of these complaints. Of the **complainants who were victims**, 108 (11.4%) were male, 836 (88.6%) female, and 276 (29.2%) of them had filed a previous complaint. **Repeated Abuse Victims** suffered 188 Simple Assaults. Protection Orders were violated in 20 (1.3%) cases.

Victim
 889 Females (87.4%)
 128 Males (12.6%)

Offender
 84 Females (8.3%)
 923 Males (91.7%)

Weapons Used

Hands/Fists	706 (82.6%)
Guns	51 (6.0%)
Clubs	62 (7.3%)
Knives	36 (4.2%)

Extent of Abuse

Simple Assault	696 (70.1%)
Felonious Assault	67 (6.8%)
Homicide	10 (1.0%)
Other	219 (22.1%)

Action Taken On Total Complaints

Arrest	213 (20.2%)
Referred	495 (46.8%)
Other	348 (33.0%)

The average abuser age was 32, while the youngest was 13 and the oldest was 76. The average victim age was 30, while the youngest was less than a year old, and the oldest was 82.

The average response time was 16.47 minutes.

Saturday recorded the most complaints with 190 (16.0%).

May had the highest number of complaints, with 128. (10.8%).

Since collection began in 1982, reported complaints have decreased 19.3%.

Relationships Victim To Offender

Wife	632 (62.1%)	Step-Mother	4 (0.4%)
Common Law Wife	66 (6.5%)	Common Law Husband	3 (0.3%)
Ex-Wife	59 (5.8%)	Step-Father	3 (0.3%)
Daughter	42 (4.1%)	Grandmother	3 (0.3%)
Mother	40 (3.9%)	Uncle	3 (0.3%)
Husband	27 (2.7%)	Niece	2 (0.2%)
Son	26 (2.6%)	Cousin	2 (0.2%)
Brother	26 (2.6%)	Granddaughter	2 (0.2%)
Sister	20 (2.0%)	Grandson	2 (0.2%)
In-Law	18 (1.8%)	Other Family	1 (0.1%)
Father	16 (1.6%)		
Step-Daughter	8 (0.8%)		
Ex-Husband	6 (0.6%)		
Step-Sister	6 (0.6%)		

Day of Week

Sunday	184 (15.5%)
Monday	156 (13.2%)
Tuesday	165 (13.9%)
Wednesday	164 (13.8%)
Thursday	149 (12.6%)
Friday	177 (14.9%)
Saturday	190 (16.0%)

Month

January	83 (7.0%)
February	103 (8.7%)
March	94 (7.9%)
April	74 (6.2%)
May	128 (10.8%)
June	108 (9.1%)
July	107 (9.0%)
August	88 (7.4%)
September	76 (6.4%)
October	101 (8.5%)
November	119 (10.0%)
December	104 (8.8%)

Bill 802 required that the West Virginia Department of Welfare should report to the Department of Public Safety instances of **child abuse** not otherwise reported to any other law-enforcement agency.

**CHILD ABUSE CASES FROM WELFARE DEPARTMENT
JAUNARY THROUGH DECEMBER, 1984**

	1983	1984	% Change
Total Cleared	9,861	11,568	+17.3%
Reported As Child Abuse	3,526	4,790	+35.8%
Substantiated As Child Abuse	1,810	2,980	+33.3%

	MONTH SUB*	MONTH UNSUB*	PENDING SUB	PENDING UNSUB	TOTAL SUB	TOTAL UNSUB	TOTAL	TOTAL REFERRALS CLEARED (Includes child neglect)
JAN	116	157	29	53	145	210	355	915
FEB	130	149	33	55	163	204	367	866
MARCH	131	172	36	64	167	236	403	969
APRIL	106	160	30	54	136	214	350	872
MAY	115	184	33	68	148	252	400	967
JUNE	130	162	52	99	182	261	443	1074
JULY	116	152	40	114	156	266	422	1139
AUG	117	173	33	68	150	241	391	1014
SEPT	117	165	28	97	145	262	407	989
OCT	118	209	30	111	148	320	468	1081
NOV	104	161	32	106	136	267	403	884
DEC	98	126	36	121	134	247	381	798
TOTAL	1398	1970	412	1010	1810	2980	4790	11568

*Substantiated

**Unsubstantiated

The 11568 referrals cleared for 1984 represented an increase of 17.3% over last years total referrals of 9861.

The number of reported Child Abuse cases increased 35.8%.

There was an increase of 33.3% of the cases which were substantiated as actual child abuse.

DOMESTIC VIOLENCE
 JAN THRU DEC 1984

AGENCY ID	*****EXTENT OF ABUSE*****	*****ACTION TAKEN*****	PHOT
	#SIB	#ARREST	UTR*
	ASS	REFER	UTR*
	HOMICIDE	UTR*	UTR*
	PHIL		
	ASS		
	CUMPL		
	REPEAT*		
	INVEST		
	INVEST		
	MALE		
	FEMALE		
	VICTIM		
	REPEAT*		
	PHILUM		
	CUMPL		
	ABUSE		
BY SECURITY POLICE			
BY MINNIE CU	1	1	1
BY ANDERSON	2	2	2
BY FURGAN CU	3	5	8
BY SUMMERSVILLE	2	2	2
BY WHELEDING	3	1	3
BY PENDELLON	13	12	7
BY F-CARHINTAS	3	3	3
BY FOSTER CU	48	28	2
BY F-LHAM CU	4	1	2
BY F-PRICANE	1	1	1
BY F-ALBIGH CU	9	9	4
BY DECAULEY	55	39	4
BY LESTER	1	1	2
BY WASSCUT	2	1	2
BY SOPHIA	1	1	1
BY HANNOUGH CU	1	1	1
BY EDLINS	50	23	11
BY HARRISVILLE	1	1	1
BY PENNSMURU	1	1	1
BY TAYLOR	12	11	2
BY PARSONS	3	3	3
BY JERK CU	3	2	2
BY FADEN CITY	8	7	8
BY SISKERSVILLE	12	12	9
BY CEREH	1	1	1
BY KESSLER	5	5	5
BY AIRI CU	2	1	2
BY MOUD CU	6	6	6
BY PARKERSBURG	41	41	19
BY VIENNA	13	10	13
BY WILLIAMSTOWN	2	1	2
BY WOLFEAS	15	11	13
BY MUCKENHILL	3	1	2
BY CHARLES JUNG	7	7	2
BY FILLAMITH	8	5	1
BY FRANKLIN	6	5	3
BY GEORGETOWN	1	1	1
BY GRAPTON	1	1	1
BY GRANTSVILLE	2	2	2
BY HARTINGTON	2	1	1
BY FETTER	8	6	3
BY FISHBONE	3	3	3
BY LINDSEY	20	24	20
BY FARMINGTON	5	5	7
BY HARRISBORO	5	6	6
BY HARRISVILLE	13	14	13
BY HARRISVILLE	2	2	1
BY HARRISVILLE	10	5	8
BY HARRISVILLE	1	1	1

DOMESTIC VIOLENCE
JAN THRU DEC 1984

AGENCY ID	TOTAL COMPLAINTS		TOTAL INVEST		TOTAL COMPLAINTS INVEST		TOTAL INVEST		TOTAL COMPLAINTS INVEST		TOTAL INVEST		TOTAL COMPLAINTS INVEST		TOTAL INVEST		TOTAL COMPLAINTS INVEST		TOTAL INVEST	
	COMPLAINTS	INVEST	COMPLAINTS	INVEST	COMPLAINTS	INVEST	COMPLAINTS	INVEST	COMPLAINTS	INVEST	COMPLAINTS	INVEST	COMPLAINTS	INVEST	COMPLAINTS	INVEST	COMPLAINTS	INVEST	COMPLAINTS	INVEST
SP PAKERSBURG	90	0	19	79	51	8	3	1	1	1	1	42	5	1	1	1	1	1	1	1
SP PRITCHARD	0	1	3	3	6	1	1	1	1	1	1	4	1	1	1	1	1	1	1	1
SP JESS	1	1	1	1	1	1	1	1	1	1	1	1	1	1	1	1	1	1	1	1
SP FT. PITCAH	0	0	1	0	0	0	0	0	0	0	0	0	0	0	0	0	0	0	0	0
SP KUMECI	1	1	1	1	1	1	1	1	1	1	1	1	1	1	1	1	1	1	1	1
SP ST. MARKS	1	1	1	1	1	1	1	1	1	1	1	1	1	1	1	1	1	1	1	1
SP SHIMSTON	10	15	7	11	8	1	2	10	1	1	1	10	10	0	2	2	10	10	1	1
SP SULLIVAN	1	1	1	1	1	1	1	1	1	1	1	1	1	1	1	1	1	1	1	1
SP WESTLEY SPRINGS	3	1	7	1	2	1	3	1	1	1	1	1	2	1	1	1	1	1	1	2
SP ARICH	1	1	1	1	1	1	1	1	1	1	1	1	1	1	1	1	1	1	1	1
SP ARSLIN	1	1	1	1	1	1	1	1	1	1	1	1	1	1	1	1	1	1	1	1
SP WEST UNION	1	1	1	1	1	1	1	1	1	1	1	1	1	1	1	1	1	1	1	1
SP ANTILOVILLE	0	0	2	3	5	4	18	1	1	1	1	3	3	2	2	4	3	3	3	3
SP ANTILOVILLE	7	7	3	4	7	2	3	2	2	2	2	6	6	4	4	4	6	6	4	4
SP WILLIAMS	4	4	4	4	4	4	4	4	4	4	4	4	4	4	4	4	4	4	4	4
SP MOUNTAIN	3	2	2	2	3	1	1	1	1	1	1	1	1	1	1	1	1	1	1	1
TOTAL	1105	835	177	998	944	304	514	696	67	10	219	495	348	213	495	348	213	495	348	20

DOMESTIC VIOLENCE
JAN THRU DEC 1984

AGENCY ID	TOTAL COMPLAINTS		TOTAL INVEST		TOTAL COMPLAINTS INVEST		TOTAL INVEST		TOTAL COMPLAINTS INVEST		TOTAL INVEST		TOTAL COMPLAINTS INVEST		TOTAL INVEST		TOTAL COMPLAINTS INVEST		TOTAL INVEST	
	COMPLAINTS	INVEST	COMPLAINTS	INVEST	COMPLAINTS	INVEST	COMPLAINTS	INVEST	COMPLAINTS	INVEST	COMPLAINTS	INVEST	COMPLAINTS	INVEST	COMPLAINTS	INVEST	COMPLAINTS	INVEST	COMPLAINTS	INVEST
SP PAKERSBURG	90	0	19	79	51	8	3	1	1	1	1	42	5	1	1	1	1	1	1	1
SP PRITCHARD	0	1	3	3	6	1	1	1	1	1	1	4	1	1	1	1	1	1	1	1
SP JESS	1	1	1	1	1	1	1	1	1	1	1	1	1	1	1	1	1	1	1	1
SP FT. PITCAH	0	0	1	0	0	0	0	0	0	0	0	0	0	0	0	0	0	0	0	0
SP KUMECI	1	1	1	1	1	1	1	1	1	1	1	1	1	1	1	1	1	1	1	1
SP ST. MARKS	1	1	1	1	1	1	1	1	1	1	1	1	1	1	1	1	1	1	1	1
SP SHIMSTON	10	15	7	11	8	1	2	10	1	1	1	10	10	0	2	2	10	10	1	1
SP SULLIVAN	1	1	1	1	1	1	1	1	1	1	1	1	1	1	1	1	1	1	1	1
SP WESTLEY SPRINGS	3	1	7	1	2	1	3	1	1	1	1	1	2	1	1	1	1	1	1	2
SP ARICH	1	1	1	1	1	1	1	1	1	1	1	1	1	1	1	1	1	1	1	1
SP ARSLIN	1	1	1	1	1	1	1	1	1	1	1	1	1	1	1	1	1	1	1	1
SP WEST UNION	1	1	1	1	1	1	1	1	1	1	1	1	1	1	1	1	1	1	1	1
SP ANTILOVILLE	0	0	2	3	5	4	18	1	1	1	1	3	3	2	2	4	3	3	3	3
SP ANTILOVILLE	7	7	3	4	7	2	3	2	2	2	2	6	6	4	4	4	6	6	4	4
SP WILLIAMS	4	4	4	4	4	4	4	4	4	4	4	4	4	4	4	4	4	4	4	4
SP MOUNTAIN	3	2	2	2	3	1	1	1	1	1	1	1	1	1	1	1	1	1	1	1
TOTAL	1105	835	177	998	944	304	514	696	67	10	219	495	348	213	495	348	213	495	348	20

No Domestic Violence Offenses were reported to the following agencies.

STATE POLICE

Beckley	Hamlin	Richwood
Berkeley Springs	Harrisville	Ripley
Big Chimney	Hinton	South Charleston
Bridgeport	Kingwood	Spencer
Clay	Madison	Summersville
Cross Lanes	New Cumberland	Union
Fairmont	Oak Hill	Wheeling
Gauley Bridge	Philippi	Wellsburg
Glasgow	Princeton	Winfield
Hambleton	Rainelle	

SHERIFF'S DEPARTMENT

Braxton	Lewis	Summers
Calhoun	McDowell	Tucker
Clay	Monongalia	Upshur
Gilmer	Ohio	Wayne
Hampshire	Pleasants	Wetzel
Hardy	Ritchie	Wyoming
Jefferson	Roane	

CITY POLICE DEPARTMENTS

Anawalt	Grant Town	Pine Grove
Anmoore	Hamlin	Pineville
Ansted	Handley	Poca
Athens	Hinton	Potomac State College
Belle	Hundred	Pt. Pleasants
Berkeley Springs	Kenova	Quinwood
Bethlehem	Keystone	Richwood
Bradshaw	Kingwood	Ridgeley
Bramwell	Lewisburg	Ripley
Buckhannon	Lost Creek	Romney
Burnsville	Lumberport	Rowlesburg
Camden-On-Gauley	Man	Shepherdstown
Cedar Grove	Mannington	Shinnston
Chapmanville	Marment	Spencer
Chesapeake	Marshall University	St. Albans
Clearview	Mason	St. Marys
Concord College	Masontown	Stonewood
Cowen	Matewan	Terra Alta
Davy	Matoak	Thomas
East Bank	McMechen	Triadelphia
Eleanor	Middlebourne	Union
Fairview	Mill Creek	Valley Grove
Farmington	Montgomery	Webster Springs
Flemington	Moorefield	Welch
Fort Gay	New Cumberland	West Liberty
Franklin	New Haven	West Liberty College
Friendly	New Martinsville	West Milford
Gassaway	Nitro	West Union
Glasgow	North Fork	West Va. State College

Glen Dale
Glenville
Glenville State College
Grafton
Granville

Nutter Fort
Petersburg
Peterstown
Philippi

West Va. Tech
White Sulphur Spring
Whitesville
Worthington

Did not submit Domestic Violence Reports.

Belington PD
Cabell SO
Chester PD
Davis PD
Elizabeth PD
Hambleton PD
Huntington PD

Kermit PD
Kimball PD
Leon PD
Mingo SO
Newburg PD
Ravenswood PD
Rivesville PD

Rupert PD
Smithers PD
Smithfield PD
Star City PD
Sutton PD
Tunnelton PD
Wayne PD

UNIFORM CRIME REPORTING

CONTRIBUTOR PARTICIPATION

This section of the report indicates the participation of West Virginia law enforcement agencies contributing to the Uniform Crime Reporting Program.

An "X" indicates that the specific agency (or group of agencies in the case of multiple State Police Detachments within the county) submitted UCR Reports for the corresponding month of 1984.

WEST VIRGINIA CONTRIBUTOR PARTICIPATION

Jan Thru Dec 1984

Agency	JAN	FEB	MAR	APR	MAY	JUN	JUL	AUG	SEP	OCT	NOV	DEC
Barbour County												
Sheriff			X	X	X	X	X	X	X	X	X	X
State Police	X	X	X	X	X	X	X	X	X	X	X	X
Belington PD	X	X	X	X	X	X	X	X	X	X	X	X
Phillippi PD	X	X	X	X	X	X	X	X	X	X	X	X
Berkeley County												
Sheriff	X	X			X	X			X	X	X	
State Police	X	X	X	X	X	X	X	X	X	X	X	X
Martinsburg PD	X	X	X	X	X	X	X	X	X	X	X	X
Boone County												
Sheriff	X	X	X	X								
State Police	X	X	X	X	X	X	X	X	X	X	X	X
Madison PD	X	X	X	X	X	X	X	X	X	X	X	X
Whitesville PD	X	X	X	X	X	X	X	X	X	X	X	X
Danville PD	X	X	X	X	X	X	X	X	X	X	X	X
Braxton County												
Sheriff	X	X	X	X	X	X	X	X	X	X	X	X
State Police	X	X	X	X	X	X	X	X	X	X	X	X
Gassaway PD	X	X	X	X	X	X	X	X	X	X	X	X
Sutton PD	X	X	X	X	X	X	X	X	X	X	X	X
Burnsville PD	X	X	X	X	X	X	X	X	X	X	X	X
Brooke County												
Sheriff	X	X	X	X	X	X	X	X	X	X	X	X
State Police	X	X	X	X	X	X	X	X	X	X	X	X
Follansbee PD	X		X	X	X	X	X	X	X	X	X	X
Wellsburg PD	X	X	X	X	X	X	X	X	X	X	X	X
Bethany PD												
Cabell County												
Sheriff	X	X	X	X	X	X	X	X	X	X	X	X
State Police	X	X	X	X	X	X	X	X	X	X	X	X
Barboursville PD	X	X	X	X	X	X	X	X	X	X	X	X
Huntington PD	X	X	X	X	X	X	X	X	X	X	X	X
Milton PD	X	X	X	X	X	X	X	X	X			
MU Security Police	X	X	X	X	X	X	X	X	X	X	X	X
Calhoun County												
Sheriff	X	X	X	X	X	X	X	X	X	X	X	X
State Police	X	X	X	X	X	X	X	X	X	X	X	X
Grantsville PD	X											
Clay County												
Sheriff	X	X	X	X	X	X	X	X	X	X	X	X
State Police	X	X	X	X	X	X	X	X	X	X	X	X
Clay PD						X	X	X	X	X	X	X
Doddridge County												
Sheriff	X	X	X	X	X	X	X	X	X	X	X	X
State Police	X	X	X	X	X	X	X	X	X	X	X	X
West Union PD	X	X	X	X	X	X	X	X	X	X	X	X
Fayette County												
Sheriff	X	X	X	X	X	X	X	X	X	X	X	X
State Police	X	X	X	X	X	X	X	X	X	X	X	X
Ansted PD	X	X	X	X	X	X	X	X	X	X	X	X
Fayetteville PD	X	X	X	X	X	X	X	X	X	X	X	X

WEST VIRGINIA CONTRIBUTOR PARTICIPATION

Jan Thru Dec 1984

Agency	JAN	FEB	MAR	APR	MAY	JUN	JUL	AUG	SEP	OCT	NOV	DEC
Montgomery PD	X	X	X	X	X	X	X	X	X	X	X	X
Mount Hope PD	X	X	X	X	X	X	X	X	X	X	X	X
Oak Hill PD	X	X	X	X	X	X	X	X	X	X	X	X
Meadow Bridge PD								X	X	X	X	X
Smithers PD								X	X	X	X	X
Pax PD	X	X	X	X	X		X	X	X	X	X	X
W Va Tech Security	X	X	X	X	X	X	X	X	X	X	X	X
Gauley Bridge PD	X	X	X	X	X	X	X	X	X		X	
Gilmer County												
Sheriff	X	X	X	X	X	X	X	X	X	X	X	X
State Police	X	X	X	X	X	X	X	X	X	X	X	X
Glenville PD	X	X	X	X	X	X	X	X	X	X	X	X
Glenville St Security	X	X	X	X	X	X	X	X	X	X	X	X
Grant County												
Sheriff	X	X	X	X	X	X	X	X	X			
State Police	X	X	X	X	X	X	X	X	X	X	X	X
Petersburg PD	X	X	X	X	X	X	X	X	X	X	X	X
Bayard PD	X	X	X		X		X	X	X	X	X	X
Greenbrier County												
Sheriff	X	X	X	X	X	X	X	X	X	X	X	X
State Police	X	X	X	X	X	X	X	X	X	X	X	X
Lewisburg PD	X	X	X	X	X	X	X	X	X	X	X	X
Rainelle PD	X	X	X	X	X	X	X	X	X	X	X	X
Ronceverte PD	X	X	X	X	X	X	X	X	X	X	X	X
White Sulphur Springs PD	X	X	X	X	X	X	X	X	X	X	X	X
Quinwood PD	X	X	X	X	X	X	X	X	X		X	X
Rupert PD	X	X	X	X	X	X	X	X	X	X	X	X
Hampshire County												
Sheriff	X	X	X	X	X	X	X	X	X	X	X	X
State Police	X	X	X	X	X	X	X	X	X	X	X	X
Romney PD	X	X	X	X	X	X	X	X	X	X	X	X
Hancock County												
Sheriff	X	X	X	X	X	X	X	X	X	X	X	X
State Police	X	X	X	X	X	X	X	X	X	X	X	X
Chester PD	X	X	X	X	X	X	X	X	X	X	X	X
Weirton PD	X	X	X	X	X	X	X	X	X	X	X	X
New Cumberland PD	X	X	X	X	X	X	X	X	X	X	X	X
Hardy County												
Sheriff	X	X	X	X	X	X	X	X	X	X	X	X
State Police	X	X	X	X	X	X	X	X	X	X	X	X
Moorefield PD	X	X	X	X	X	X	X	X	X	X	X	X
Wardensville PD	X	X	X	X	X	X	X	X	X	X	X	X
Harrison County												
Sheriff	X	X	X	X			X	X	X	X	X	X
State Police	X	X	X	X	X	X	X	X	X	X	X	X
Bridgeport PD	X	X	X	X	X	X	X	X	X	X	X	X
Clarksburg PD	X	X	X	X	X	X	X	X	X	X	X	X
Salem PD	X	X	X	X	X	X	X	X	X	X	X	X
Shinnston PD												
Stonewood PD	X	X	X	X	X	X	X	X	X	X	X	X
Anmoore PD	X	X	X	X	X	X	X	X	X	X	X	X

WEST VIRGINIA CONTRIBUTOR PARTICIPATION

Jan Thru Dec 1984

Agency	JAN	FEB	MAR	APR	MAY	JUN	JUL	AUG	SEP	OCT	NOV	DEC
Nutter Fort PD	X	X	X	X	X	X	X	X	X	X	X	X
Lumberport PD	X	X	X	X	X	X	X	X	X	X	X	X
Lost Creek PD	X	X	X	X	X	X	X	X	X	X	X	X
West Milford PD	X	X	X	X	X	X	X					
Jackson County												
Sheriff	X	X	X	X	X	X	X	X	X	X	X	X
State Police	X	X	X	X	X	X	X	X	X	X		X
Ravenswood PD	X	X	X	X	X	X	X	X	X	X	X	X
Ripley PD	X	X	X	X	X	X	X	X	X	X	X	X
Jefferson County												
Sheriff	X	X	X	X	X	X	X	X	X	X	X	X
State Police	X	X	X	X	X	X	X	X	X	X	X	X
Charles Town PD	X	X	X	X	X	X	X	X	X	X	X	X
Shepherdstown PD	X	X	X	X	X	X	X	X	X	X	X	X
Ranson PD	X	X	X	X	X	X	X	X	X	X	X	X
Harpers Ferry PD	X	X	X	X	X	X	X	X	X	X	X	X
Kanawha County												
Sheriff	X	X	X	X	X	X	X	X	X	X	X	X
State Police	X	X	X	X	X	X	X	X	X	X	X	X
Belle PD	X	X	X	X	X	X	X	X	X	X	X	X
Charleston PD	X	X	X	X	X	X	X	X	X	X	X	X
Dunbar PD	X	X	X	X	X	X	X	X	X	X	X	X
Nitro PD	X	X	X	X	X	X	X	X	X	X	X	X
St Albans PD	X	X	X	X	X	X	X	X	X	X	X	X
South Charleston PD	X	X	X	X	X	X	X	X	X	X	X	X
Chesapeake PD	X	X	X	X	X	X				X	X	
Marmet PD	X	X	X	X	X	X	X	X	X	X	X	X
East Bank PD	X	X	X	X	X	X	X	X	X	X	X	X
Glasgow PD	X	X	X	X	X	X	X	X	X	X	X	X
Clendenin PD	X	X	X	X	X	X	X	X	X	X	X	X
Cedar Grove PD	X	X	X	X	X	X	X	X	X	X	X	X
Pratt PD	X	X	X	X	X	X	X	X	X	X	X	X
Handley PD	X	X	X	X	X	X	X	X	X	X	X	X
W Va St College Security	X	X	X	X	X	X	X	X	X	X	X	X
Lewis County												
Sheriff	X	X	X	X	X	X	X	X	X	X	X	X
State Police	X	X	X	X	X	X	X	X	X	X	X	X
Weston PD	X	X	X	X	X	X	X	X	X	X	X	X
Lincoln County												
Sheriff	X	X	X	X	X	X	X	X	X	X	X	X
State Police	X	X	X	X	X	X	X	X	X	X	X	X
Hamlin PD	X	X	X	X	X	X	X	X	X	X	X	X
Logan County												
Sheriff	X	X	X	X	X	X	X	X	X	X	X	X
State Police	X	X	X	X	X	X	X	X	X	X	X	X
Logan PD	X	X	X	X	X	X	X	X	X	X	X	X
Man PD	X	X	X	X	X	X	X	X	X	X	X	X
Chapmanville PD	X	X	X	X	X	X	X	X	X	X	X	X
McDowell County												
Sheriff	X	X	X	X	X	X	X	X	X			

WEST VIRGINIA CONTRIBUTOR PARTICIPATION

Jan Thru Dec 1984

Agency	JAN	FEB	MAR	APR	MAY	JUN	JUL	AUG	SEP	OCT	NOV	DEC
State Police	X	X	X	X	X	X	X	X	X	X	X	X
Keystone PD	X	X	X	X	X	X	X	X	X	X	X	X
War PD	X	X	X	X	X	X	X	X	X	X	X	X
Welch PD	X	X	X	X	X	X	X	X	X	X	X	X
Anawalt PD	X	X	X	X	X	X	X	X	X	X	X	X
Gary PD	X	X	X	X	X	X	X	X	X	X	X	X
North Fork PD	X	X	X	X	X	X	X				X	
Davy PD	X	X	X	X	X	X	X	X	X	X	X	X
Kimball PD	X	X	X	X	X	X	X	X	X	X	X	X
leager PD	X	X	X		X	X	X	X	X	X		
Bradshaw PD	X	X	X	X	X	X	X	X	X	X	X	X
Marion County												
Sheriff	X	X	X	X	X	X	X	X	X	X	X	X
State Police	X	X	X	X	X	X	X	X	X	X	X	X
Fairmont PD	X	X	X	X	X	X	X	X	X	X	X	X
Mannington PD	X	X	X	X	X	X	X	X	X	X	X	X
Rivesville PD	X	X	X	X	X	X	X	X	X	X		
Monongah PD	X	X	X	X	X	X	X	X	X	X	X	X
Fairview PD	X	X	X	X	X	X	X	X	X	X	X	X
Farmington PD	X	X	X	X	X	X	X	X	X	X	X	X
Grant Town PD	X	X	X	X	X	X	X	X	X	X	X	X
Worthington PD	X	X	X	X	X	X	X	X		X	X	X
Marshall County												
Sheriff	X	X	X	X	X	X						
State Police	X	X	X	X	X	X	X	X	X	X	X	X
Benwood PD	X	X	X	X	X	X	X	X	X	X	X	X
Cameron PD	X	X	X	X	X	X		X	X		X	X
Glen Dale PD	X	X	X	X	X	X	X	X	X	X	X	X
McMechen PD	X	X	X	X	X	X	X	X	X	X	X	X
Moundsville PD	X	X	X	X	X	X	X	X	X	X	X	X
Mason County												
Sheriff	X	X	X	X	X	X	X	X	X	X	X	X
State Police	X	X	X	X	X	X	X	X	X	X	X	X
Point Pleasant PD	X	X	X	X	X	X	X	X	X	X	X	X
New Haven PD	X	X			X	X	X	X	X	X	X	X
Mason PD	X	X	X	X	X	X	X	X	X	X	X	X
Henderson PD	X	X	X	X	X	X	X	X	X	X	X	X
Hartford PD	X	X	X	X	X	X	X	X	X	X	X	X
Leon PD												
Mercer County												
Sheriff	X	X	X	X	X	X	X	X	X	X	X	X
State Police	X	X	X	X	X	X	X	X	X	X	X	X
Athens PD	X	X	X	X	X	X	X	X	X	X	X	X
Bluefield PD	X	X	X	X	X	X	X	X	X	X	X	X
Princeton PD	X	X	X	X	X	X	X	X	X	X	X	X
Matoaka PD	X	X	X	X	X	X	X	X	X	X	X	X
Bramwell PD	X	X	X	X	X	X	X	X	X	X	X	X
Concord Col Security	X	X	X	X	X	X	X	X	X	X	X	X
Bluefield St Security	X	X	X	X	X	X	X	X	X	X	X	X
Mineral County												
Sheriff	X	X	X	X	X	X	X	X	X	X	X	X

WEST VIRGINIA CONTRIBUTOR PARTICIPATION

Jan Thru Dec 1984

Agency	JAN	FEB	MAR	APR	MAY	JUN	JUL	AUG	SEP	OCT	NOV	DEC
State Police	X	X	X	X	X	X	X	X	X	X	X	X
Keyser PD	X	X	X	X	X	X	X	X	X	X	X	X
Piedmont PD	X	X	X	X	X	X	X	X	X	X	X	X
Ridgeley PD	X	X	X	X	X	X	X	X	X	X	X	X
Elk Garden PD												
Potomac St Security	X	X	X	X	X	X	X	X	X	X	X	X
Mingo County												
Sheriff	X	X	X	X		X	X	X	X	X	X	X
State Police	X	X	X	X	X	X	X	X	X	X	X	X
Gilbert PD	X	X	X									
Williamson PD	X	X	X	X	X	X	X	X	X	X	X	X
Kermit PD	X	X	X	X	X	X	X	X	X	X	X	X
Delbarton PD	X	X		X	X	X	X		X			
Matewan PD	X	X	X	X	X	X	X	X	X	X	X	X
Monongalia County												
Sheriff	X	X	X	X	X	X	X	X	X	X	X	X
State Police	X	X	X	X	X	X	X	X	X	X	X	X
Morgantown PD	X	X	X	X	X	X	X	X	X	X	X	X
Star City PD												
Westover PD	X	X	X	X	X	X	X	X	X	X	X	X
Osage PD	X	X								X	X	X
WVU Security Police	X	X	X	X	X	X	X	X	X	X	X	X
Granville PD	X	X	X	X	X	X	X	X	X	X	X	X
Monroe County												
Sheriff	X	X	X	X	X	X	X	X	X	X	X	X
State Police	X	X	X	X	X	X	X	X	X	X	X	X
Alderson PD	X	X	X	X	X	X	X	X	X	X	X	X
Union PD	X	X	X	X	X	X	X	X	X	X	X	X
Peterstown PD	X	X	X	X	X	X	X	X	X	X	X	X
Morgan County												
Sheriff	X	X	X	X	X	X	X	X	X	X	X	X
State Police	X	X	X	X	X	X	X	X	X	X	X	X
Berkeley Springs PD	X	X	X	X	X	X	X	X	X	X	X	X
Paw-Paw PD	X	X	X	X	X	X	X	X	X	X	X	X
Nicholas County												
Sheriff	X	X	X	X	X	X	X	X	X	X	X	X
State Police	X	X	X	X	X	X	X	X	X	X	X	X
Richwood PD	X	X	X	X	X	X	X	X	X	X	X	X
Summersville PD	X	X	X	X	X	X	X	X	X	X	X	X
Ohio County												
Sheriff	X	X	X	X	X	X	X	X	X	X	X	X
State Police	X	X	X	X	X	X	X	X	X	X	X	X
Wheeling PD	X	X	X	X	X	X	X	X	X	X	X	X
Triadelphia PD	X	X	X	X	X	X	X	X	X	X	X	X
Bethlehem PD	X	X	X	X	X	X	X	X	X	X	X	X
West Liberty PD	X	X	X	X	X	X	X	X	X	X	X	X
Valley Grove PD	X	X	X	X	X	X	X	X	X	X	X	X
West Liberty St Col	X	X	X	X	X	X	X	X	X	X	X	X
Clearview PD	X	X	X	X	X	X	X	X	X	X	X	X
Pendleton County												
Sheriff	X	X	X	X	X	X	X	X	X	X	X	X

WEST VIRGINIA CONTRIBUTOR PARTICIPATION

Jan Thru Dec 1984

Agency	JAN	FEB	MAR	APR	MAY	JUN	JUL	AUG	SEP	OCT	NOV	DEC
State Police	X	X	X	X	X	X	X	X	X	X	X	X
Franklin PD	X	X	X	X	X	X	X	X	X	X	X	X
Pleasants County												
Sheriff	X	X	X	X	X	X	X	X	X	X	X	X
State Police	X	X	X	X	X	X	X	X	X	X	X	X
St Marys PD	X	X	X	X	X	X	X	X	X	X	X	X
Pocahontas County												
Sheriff	X	X	X	X	X	X	X	X	X	X	X	X
State Police	X	X	X	X	X	X	X	X	X	X	X	X
Marlinton PD	X	X	X	X	X	X	X					
Preston County												
Sheriff	X	X	X	X	X	X	X	X	X	X	X	X
State Police	X	X	X	X	X	X	X	X	X	X	X	X
Kingwood PD	X	X	X	X	X	X	X	X	X	X	X	X
Terra Alta PD	X	X	X	X	X	X	X	X	X			X
Rowlesburg PD	X	X	X	X	X	X	X	X	X			
Masontown PD	X	X	X	X	X	X	X	X	X			
Newburg PD										X	X	
Tunnelton PD												
Putnam County												
Sheriff	X	X	X	X	X	X	X	X	X	X	X	X
State Police	X	X	X	X	X	X	X	X	X	X	X	X
Hurricane PD	X	X	X	X	X	X	X	X	X		X	X
Eleanor PD	X	X	X	X	X	X	X	X	X	X	X	X
Poca PD												
Bancroft PD	X	X	X	X	X	X	X	X	X	X	X	X
Raleigh County												
Sheriff	X	X	X	X	X	X	X	X	X	X	X	X
State Police	X	X	X	X	X	X	X	X	X	X	X	X
Beckley PD	X	X	X	X	X	X	X	X	X	X	X	X
Lester PD	X	X	X	X	X	X	X	X	X	X	X	X
Mabscott PD	X	X	X	X	X	X	X	X	X	X	X	X
Sophia PD	X	X		X								X
Rhodell PD	X	X	X	X		X	X	X	X	X	X	X
Randolph County												
Sheriff	X	X	X	X	X	X	X	X	X	X	X	X
State Police	X	X	X	X	X	X	X	X	X	X	X	X
Elkins PD	X	X	X	X	X	X	X	X	X	X	X	X
Mill Creek PD	X	X	X	X	X	X	X	X	X	X		
Ritchie County												
Sheriff	X	X	X	X	X	X	X	X	X	X	X	X
State Police	X	X	X	X	X	X	X	X	X	X	X	X
Harrisville PD	X	X	X	X	X	X	X	X	X	X	X	X
Pennsboro PD	X	X	X	X	X	X	X	X	X	X	X	X
Cairo PD												
Roane County												
Sheriff	X	X	X	X	X	X	X	X	X	X	X	X
State Police	X	X	X	X	X	X	X	X	X	X	X	X
Spencer PD	X	X	X	X	X	X	X	X	X	X	X	X
Summers County												
Sheriff	X	X	X	X	X	X	X	X	X	X	X	X

WEST VIRGINIA CONTRIBUTOR PARTICIPATION

Jan Thru Dec 1984

Agency	JAN	FEB	MAR	APR	MAY	JUN	JUL	AUG	SEP	OCT	NOV	DEC
State Police	X	X	X	X	X	X	X	X	X	X	X	X
Hinton PD	X	X	X	X	X	X	X	X	X	X	X	X
Taylor County												
Sheriff	X	X	X	X	X	X	X	X	X	X	X	X
State Police	X	X	X	X	X	X	X	X	X	X	X	X
Grafton PD	X	X	X	X	X	X	X	X	X	X	X	X
Flemington PD	X	X	X	X	X	X	X	X	X		X	X
Tucker County												
Sheriff	X	X	X	X	X	X	X	X	X			
State Police	X	X	X	X	X	X	X	X	X	X	X	X
Parsons PD	X	X	X	X	X	X	X	X	X	X	X	X
Thomas PD												
Davis PD												
Hambleton PD	X	X	X	X	X	X	X	X				
Tyler County												
Sheriff	X	X	X	X	X	X	X	X	X	X	X	X
State Police	X	X	X	X	X	X	X	X	X	X	X	X
Paden City PD	X	X	X	X	X	X	X	X	X	X	X	X
Sistersville PD	X	X	X	X	X	X	X	X	X	X	X	X
Middlebourne PD	X	X	X	X	X	X	X	X	X	X	X	X
Friendly PD												
Upshur County												
Sheriff	X	X	X	X	X	X	X	X	X	X	X	X
State Police	X	X	X	X	X	X	X	X	X	X	X	X
Buckhannon PD	X	X	X	X	X	X	X	X	X	X	X	X
Wayne County												
Sheriff	X	X	X	X	X	X	X	X	X	X	X	X
State Police	X	X	X	X	X	X	X	X	X	X	X	X
Ceredo PD	X	X	X	X	X	X	X	X	X		X	X
Kenova PD	X	X	X	X	X	X	X	X	X	X	X	X
Wayne PD	X						X					X
Fort Gay PD	X	X	X	X	X	X	X	X	X	X	X	X
Webster County												
Sheriff	X	X	X	X	X	X	X	X	X	X	X	X
State Police	X	X	X	X	X	X	X	X	X	X	X	X
Webster Springs PD	X	X	X	X	X	X	X	X	X	X	X	X
Cowen PD	X	X	X	X	X	X	X	X	X	X	X	X
Camden-On-Gauley PD	X	X	X	X	X	X	X	X	X	X	X	X
Wetzel County												
Sheriff	X	X	X	X	X	X	X	X	X	X	X	X
State Police	X	X	X	X	X	X	X	X	X	X	X	X
Hundred PD	X	X	X	X	X	X	X	X	X	X	X	X
New Martinsville PD	X	X	X	X	X	X	X	X	X	X	X	X
Pine Grove PD	X	X	X	X	X	X	X	X	X	X	X	X
Smithfield PD												
Wirt County												
Sheriff	X	X	X	X	X	X	X	X	X	X	X	X
State Police	X	X	X	X	X	X	X	X	X	X	X	X
Elizabeth PD												
Wood County												
Sheriff	X	X	X	X	X	X	X	X	X	X	X	X

WEST VIRGINIA CONTRIBUTOR PARTICIPATION

Jan Thru Dec 1984

Agency	JAN	FEB	MAR	APR	MAY	JUN	JUL	AUG	SEP	OCT	NOV	DEC
State Police	X	X	X	X	X	X	X	X	X	X	X	X
Parkersburg PD	X	X	X	X	X	X	X	X	X	X	X	X
Vienna PD	X	X	X	X	X	X	X	X	X	X	X	X
Williamstown PD	X	X	X	X	X	X	X	X	X	X	X	X
Wyoming County												
Sheriff	X	X	X	X	X	X	X	X	X	X	X	X
State Police	X	X	X	X	X	X	X	X	X	X	X	X
Mullens PD	X	X	X	X	X	X	X	X	X	X	X	X
Pineville PD	X	X	X	X	X	X	X	X	X	X	X	X
Oceana PD	X	X	X	X	X	X	X	X	X	X	X	X

GLOSSARY OF TERMS

ADULT—For Uniform Crime Reporting Purposes, a person aged 18 or over.

AMERICAN INDIAN OR ALASKAN NATIVE—A person having origins in any of the original peoples of North America, and who maintains cultural identification through tribal affiliation or community recognition.

ARREST RATE—The number of arrests reported for Part I and Part II offenses for each unit of population, generally per 1,000.

ASIAN OR PACIFIC ISLANDER—A person having origins in any of the original peoples of the Far East, Southeast Asia, the Indian subcontinent, or the Pacific Islands. This area includes: China, India, Japan, Korea, the Philippine Islands, and Samoa.

BLACK—A person having origins in any of the black racial groups of Africa, characterized by dark skin pigmentation.

CLEARANCE—For Uniform Crime Reporting purposes, the solution to a particular crime, usually by the arrest of the offender.

CLEARED BY ARREST—For Uniform Crime Reporting purposes, an offense is cleared when the offender has been identified, sufficient evidence has been obtained to formally charge and the offender has been ordered to appear in court.

CRIME INDEX—The sum total of seven major offenses used to measure the extent, fluctuation and distribution of crime in a given geographical area. Classifications are: MURDER, FORCIBLE RAPE, ROBBERY, FELONIOUS ASSAULT, BREAKING AND ENTERING, LARCENY- THEFT, AND MOTOR VEHICLE THEFT. Each of these offenses is referred to as an Index Offense.

CRIME RATE—The number of Index Offenses reported for each unit of population, generally per 1,000.

EXCEPTIONAL CLEARANCE—For Uniform Crime Reporting purposes, an offense is cleared in this manner when an offender has been identified, located and sufficient evidence to charge has been obtained but there is some reason beyond police control which prohibits the offender from being brought before the court.

JUVENILE—For Uniform Crime Reporting purposes, a person under the age of 18.

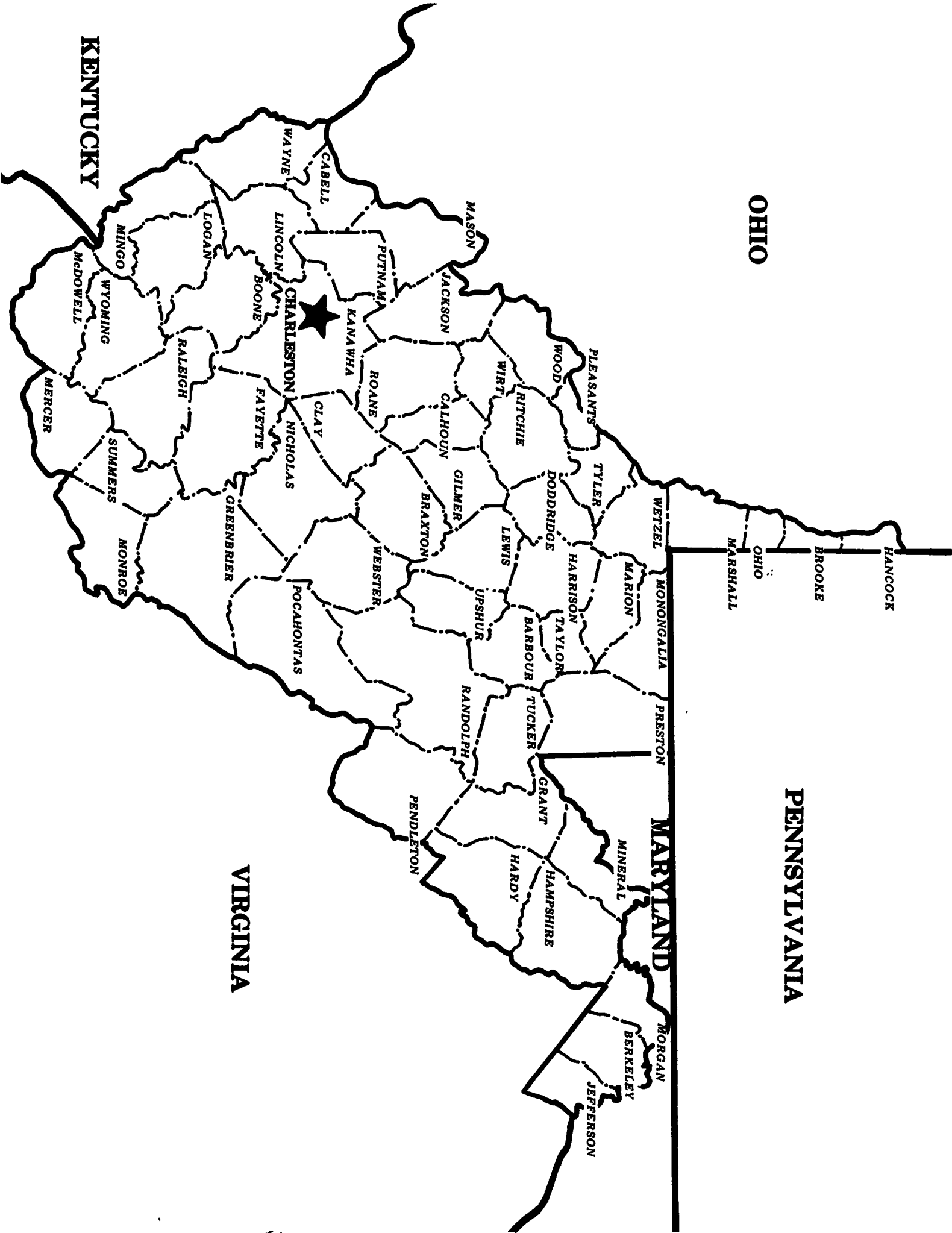
HIERARCHY RULE—For Uniform Crime Reporting purposes, each crime or attempted crime is counted in only one offense category. If several offenses are committed, simply glance down the list of Part I offenses and stop at the first offense you recognize from the facts given; this offense is the correct classification for this criminal activity.

PART I OFFENSES—The first of two main categories of crime classes composing a Universal Crime Classification System established for Crime Reporting purposes. Part I Offenses are by their very nature more serious and/or occur most frequently. The monthly tabulation of Part I Offenses provide a count of "Offenses Known".

PART II OFFENSES—The second of two main categories of crime classes composing a Universal Crime Classification System established for Crime Reporting purposes. Part II Offenses are generally less serious in nature and/or occur less frequently. Monthly tabulations of Part II offenses are limited to arrest information only.

PROPERTY CRIME—Consists of the Index Offenses of Breaking and Entering, Larceny-Theft, and Motor Vehicle Theft.

VIOLENT CRIME—Consists of the Index Offenses of Murder, Forcible Rape, Robbery, and Felonious Assault.



KENTUCKY

OHIO

PENNSYLVANIA

MARYLAND

VIRGINIA

WAYNE

CABELL

MASON

LINCOLN

PUTNAM

JACKSON

MCDOWELL

MINGO

LOGAN

WYOMING

BOONE

KANAWHA

RALEIGH

CHARLESTON

ROANE

CALHOUN

MERCER

SUMMERS

FAYETTE

CLAY

WEBSTER

BRAXTON

WIRT

RITCHIE

WOOD

PLEASANTS

MONROE

GREENBRIER

POCAHONTAS

WEBSTER

BRAXTON

GIMMER

LEWIS

DODDRIDGE

TYLER

WETZEL

MARSHALL

OHIO

BROOKE

HANCOCK

MARION

MONONGALIA

PRESTON

RANDOLPH

UPSHUR

BARBOUR

TAYLOR

TUCKER

PENDLETON

GRANT

HARDY

HAMPSHIRE

MINERAL

MORGAN

BERKELEY

JEFFERSON

Uniform Crime Reporting
725 Jefferson Road
South Charleston, WV 25309



Bulk Rate
U.S. Postage Paid
Charleston, WV
Permit No. 271