



1982



**Department of Public Safety
Annual Uniform Crime Report**

**Compiled By
West Virginia Department of Public Safety
Uniform Crime Reporting Section
725 Jefferson Rd.
South Charleston, West Virginia 25309**

**John D. Rockefeller IV
Governor**

**John W. O'Rourke
Superintendent**





OFFICE OF THE GOVERNOR
John D. Rockefeller IV

In Memoriam

West Virginia has the distinction of having the lowest crime rate in the Nation for 9 years. I applaud the entire law enforcement community and the citizens of West Virginia collectively for the cooperative efforts that have made this distinction a reality. I dedicate this edition of CRIME IN WEST VIRGINIA for 1982 to the many dedicated police officers throughout the State and specifically to those officers and volunteers who paid the supreme sacrifice for the well being of all West Virginians.

George W. Myers Kenova Police Department
Date of Birth - December 17, 1928 Enlisted - October 10, 1965
Length of Service - 17 Years Rank - Captain
Killed - May 15, 1982

Survivors: Edna - *Wife*
Diana - *Daughter* Julia - *Daughter*
Thomas - *Son* Christina - *Granddaughter*

Carlen Bill Stone West Virginia State Police
Date of Birth - April 4, 1948 Enlisted - April 3, 1978
Length of Service - 4 Years 8 Months 14 Days Rank - Corporal
Killed - December 16, 1982

Survivors: Michele - *Wife*
Eric - *Son* Brian - *Son*

Carlos W. Dillon West Virginia State Police (Volunteer)
Date of Birth - July 4, 1947 Employed By - Kanawha County
Emergency Ambulance Authority
Length of Service as State Police Flight Paramedic - 4 Months 15 Days
Rank - Flight Paramedic/Medical Coordinator for Flight Paramedics
(Volunteer Service)
Assistant Director/Medical Coordinator of Kanawha County Emergency
Ambulance Authority

Killed - December 16, 1982
Survivors: Jewel Lynn - *Wife*
Jason - *Son* Jonathan - *Son*

May we always remember.





**Department of Public Safety
(West Virginia State Police)
South Charleston, West Virginia 25309**

John D. Rockefeller IV
Governor

Executive Office

July 1983

Colonel John W. O'Rourke
Superintendent

The Honorable John D. Rockefeller IV
Governor of West Virginia
State Capitol Building
Charleston, West Virginia 25305

Dear Governor Rockefeller:

I am pleased to submit the eleventh annual report on crime in West Virginia. This report is constructed and delivered in accordance with Chapter 15, Article 2, Section 24 of the Code of West Virginia. The information is based on statistics submitted by law enforcement agencies within West Virginia for the year of 1982 on a monthly basis.

The purpose of this report is to provide reliable data of a comprehensive nature to the criminal justice community. It is the intent of the legislation and our hope that both the graphic and statistical representations of crime factors will be an aid to law enforcement personnel in planning crime prevention activities throughout the entire State of West Virginia.

In accordance with your directive, Governor, I am dedicating this report to all law enforcement officers and other public officials who have participated in and assisted the Uniform Crime Reporting Program in West Virginia. Without the meaningful input and interest of the law enforcement community in West Virginia, this report would not have been possible.

Sincerely yours,

A handwritten signature in cursive script, appearing to read "John W. O'Rourke".

COLONEL JOHN W. O'ROURKE
SUPERINTENDENT

JWO'R:pmc



West Virginia Department of Public Safety

Colonel John W. O'Rourke
Superintendent

Lt. Col. H. C. Beverley
Deputy Superintendent

Lt. Col. W. F. Donohoe
Chief of Staff

Major R. H. Miller
Chief of Field Services

M/Sgt. L. C. Yost, Jr.
Communications Officer



DATA PROCESSING

Shirley Schneider
Director of Data Processing

U.C.R.

Sandie Chaney
UCR Analyst

TABLE OF CONTENTS

Dedication	i
Letter of Transmittal	iii
West Virginia Department of Public Safety - UCR Unit Members	v
Introduction	1
Classification of Offenses	4
Profile-State of West Virginia	10
Crime Factors	11
Crime Index	12
Annual Report Synopsis	16
West Virginia Offense Data	18
Crime Index Offenses	19
Criminal Homicide-Murder	25
Forcible Rape	29
Robbery	31
Felonious Assault	34
Breaking and Entering	36
Larceny Theft	39
Motor Vehicle Theft	42
West Virginia Arrest Data	45
Violent Crime	46
Property Crime	47
Narcotic Drug Law Arrests	47
Gambling Arrests	47
Juvenile Disposition Data	47
Law Enforcement Employee Data	54
Police Employee Data	55
Law Enforcement Officers Killed and Assaulted	56
State, County, Municipal, and DNR Offense Data	59
Crime Index Report	61
State, County and Municipal Arrest Data	
(Part I Offenses)	111
(Part II Offenses)	151
Department of Natural Resources Arrest Data	193
Arson	206
Domestic Violence	209
Contributor Participation Report	219
Glossary of Terms	227



LIST OF TABLES AND CHARTS

Crime Index by Month	20
Violent Crime Offenses by Month	21
Non-Violent Property Offenses by Month	22
Value of Property Stolen by Type of Offense	23
West Virginia Crime Index-Five Year Recapitulation	24
Murders by Month	26
Murders by and Type of Weapon/Circumstance	27
Murder Victims-Age, Sex, Race, and Ethnic Origin	28
Forcible Rape by Month	30
Robbery by Type of Weapon	31
Robbery by Month	32
Robbery-Value of Property Stolen	33
Felonious Assault by Type of Weapon	34
Felonious Assaults by Month	35
Breaking and Entering by Type of Entry	36
Breaking and Entering by Month	37
Breaking and Entering-Value of Property Stolen	38
Larceny-Theft by Month	40
Larceny-Theft-Value of Property Stolen	41
Motor Vehicle Theft by Type of Motor Vehicle	42
Motor Vehicle Theft by Month	43
Part I and II Arrests by Month	48
Total Arrests	49
Total Arrests by Race and Ethnic Origin	50
Total Arrests by Sex	51
Total Arrests by Age	52-53
Law Enforcement Employee Data	56
Police Officers Assaulted Summary	57
Analysis of Assaults on Law Enforcement Officers	58
Crime Index Report	62-109
Part I Arrests	112-150
Part II Arrests	152-191
DNR Arrests - District 1	194-195
DNR Arrests - District 2	196-197
DNR Arrests - District 3	198-199
DNR Arrests - District 4	200-201
DNR Arrests - District 5	202-203
DNR Arrests - District 6	204-205
Arson	
Volume and Value of Property Damaged	208
Domestic Violence - Referrals of Suspected Child Abuse and Neglect	212
Domestic Violence - Activity by Agency	213
Domestic Violence - Submitting Agencies with Zero Activity	216-217
Contributor Participation Report	219-225
Map of West Virginia	226

INTRODUCTION

The West Virginia Uniform Crime Reporting (UCR) Program is a statewide uniform method of collecting crime statistical data, under the direction of the Uniform Crime Reporting Division, West Virginia Department of Public Safety. Its purpose is two-fold:

1. To provide a consolidated annual report concerning crime in West Virginia, and
2. To report state-wide crime statistics from a single agency to the Federal Bureau of Investigation

National Uniform Crime Reporting Program

The counterpart of all state-wide UCR programs is the National UCR Program under the direction of the Federal Bureau of Investigation. This National program was the result of a need for nation-wide uniform compilation of law enforcement statistics. Uniform Crime Reports were first collected in 1930 after being developed by a committee of the International Association of Chiefs of Police. Today the IACP continues to serve in an advisory capacity to the FBI in its operation of the UCR program.

In the last several years the FBI has been actively assisting individual states in the development of state-wide programs for the collection of law enforcement statistics. Although individual UCR programs may vary from state to state, all state programs must be compatible with the National UCR Program. Presently there are 40 operational state-level UCR Programs. Crime statistics submitted by individual law enforcement agencies from all fifty (50) states, whether reported through state-level UCR programs or directly to the FBI, are presented annually in the FBI's Uniform Crime Reports publication, **Crime in the United States**.

West Virginia Uniform Crime Reporting Program

Taking advantage of the invaluable assistance provided, West Virginia developed its own state-wide program for collection of law enforcement statistics.

Purpose and Objectives

The fundamental objectives of the West Virginia UCR Program are:

1. Inform the Governor, Legislature, other government officials, and the public as to the nature of the crime problem in West Virginia - its magnitude and its trends.
2. Provide the FBI with complete UCR data to be included in the National crime reports.
3. Provide law enforcement administrators with the best possible data available to help combat individual problem areas.
4. Determine who commits crimes by age, sex, race and ethnic origin and by other attributes in order to find the proper focus for crime prevention and enforcement.
5. Provide base data and statistics to measure the workload and effectiveness of West Virginia's Criminal Justice System, to measure the effect of prevention and deterrence programs, and to assist in the assessment of social and other causes of crime for the development of theories on criminal behavior.

Development

The West Virginia Legislature in the Criminal Identification Bureau Act of 1971 established the Uniform Crime Reporting Statute.

Criminal Identification Bureau Act of 1971 Chapter 15, Article 2, Section 24, Sub-Section I

(i) All state, county and municipal law enforcement agencies shall submit to the bureau uniform crime reports setting forth their activities in connection with law enforcement. It shall be the duty of the bureau to adopt and promulgate rules and regulations prescribing the forms, general content, time and manner of submission of such Uniform Crime Reports. Willful or repeated failure by any state, county or municipal law enforcement official to submit the Uniform Crime reports as required in this article shall constitute neglect of duty in public office. The Bureau shall correlate the reports submitted to it and shall compile and submit to the governor and the legislature semi-annual reports based on such reports. A copy of such reports shall be furnished to all prosecuting attorneys and law enforcement agencies.

The responsibility and authority for collection and dissemination of UCR data was given to the West Virginia Department of Public Safety (State Police). This program became operational January 1, 1972.

Reporting Procedure

Under the West Virginia UCR Statute, law enforcement agencies are required to submit specified Uniform Crime Reports. The necessary information for each of the required reports is gathered from each agency's record of complaints, investigations and arrests. Offenses are recorded by the municipality and county in which they occur. Municipal law enforcement agencies report those crimes which occur within the cities, county sheriff's departments and state police report those crimes which occur within the counties but outside of the cities.

Uniform crime reports are submitted on a monthly basis. Law enforcement agencies report the number of offenses known to them in the following Part I crime categories:

- (1) Criminal Homicide
- (2) Forcible Rape
- (3) Robbery
- (4) Felonious Assault
- (5) Breaking and Entering
- (6) Larceny
- (7) Motor Vehicle Theft
- (8) Arson

In addition, law enforcement agencies report on a monthly basis supplemental offense information such as the value of property stolen and recovered, the circumstances surrounding homicides and rapes, the age, sex, race and ethnic origin of all persons arrested, and police disposition of juveniles. Police employee data is collected on an annual basis. Information on Domestic Violence is collected on a monthly basis in accordance with House Bill 802. Summary information on Domestic Violence is included in this year's addition of **Crime In West Virginia**.

Verification Process

An obvious concern in the collection of crime statistics from law enforcement agencies throughout the state is the uniformity and accuracy of data received. All law enforcement agencies are furnished with the Uniform Crime Reporting Handbook which outlines in detail the proper procedures for scoring and classifying offenses. However, program aides such as guides and instructions do not necessarily guarantee the accuracy and correctness of the reports submitted by the agencies. Additional controls therefore are necessary.

Each report received by the UCR Section is recorded, examined and verified for mathematical accuracy and possibly more important for reasonableness. The elimination of duplication of reporting by agencies receives particular attention. Checks are built into the data processing of the reports to further ensure their validity and accuracy. The UCR Program, however, is still affected to some degree by problems such as incorrect reports, incomplete records, misinterpreted data and human error, as are all statistical programs. In addition, it should be pointed out that there is no way of determining the actual total number of crimes which are committed. Many criminal acts occur which are not reported to official sources. It is for this reason the Uniform Crime Reporting Program focuses its attention on the offenses which are reported to law enforcement agencies.

In spite of these and other shortcomings, the Uniform Crime Reporting Program still provides the best information available concerning crime in West Virginia.

Population Data

The computation of crime rates as they appear in this report by municipality, county and state is based on 1982 population data provided by the Federal Bureau of Investigation through the cooperation and assistance of the United States Bureau of Census.

CLASSIFICATION OF OFFENSES

Uniformity in reporting under the West Virginia System is based upon the proper classification of offenses by police.

The adoption of the Federal System of Uniform Crime Reporting included the utilization of the offense classifications of that system. Law enforcement in this state has made accurate application of those classifications in the reports submitted to the West Virginia Uniform Crime Reporting System.

In view of the need for compatibility with the federal system "offenses" under the program are not distinguished by designation of "high misdemeanors," "misdemeanors," or violations of municipal ordinances. The explanations of offense classifications may vary slightly with those employed at the federal level because the language used is that familiar to law enforcement in this state. However, the major categories of offense classification remain the same as those employed on the national level.

Part I Offenses

Offense data consists of information that has been extracted from reports of Part I crimes that have come to the attention of West Virginia law enforcement agencies. In general, Part I crimes are those serious crimes that are usually reported to law enforcement agencies. They consist of the following offenses:

Offense Classifications

(1) Homicide

1a. Murder and Non-Negligent Manslaughter—The unlawful killing of a human being with malice aforethought.

General Rule—Any death due to a fight, argument, quarrel, assaults or commission of a crime.

1b. Manslaughter by Negligence—The unlawful killing of a human being, by another, without malice aforethought.

General Rule—The killing may result from the commission of an unlawful act or from a lawful act performed with gross negligence. Traffic deaths may be classified as such when due to gross negligence of someone rather than the victim.

(2) Forcible Rape

2a. Rape by Force—The carnal knowledge of a female forcibly against her will.

General Rule—Forcible rape of a female but excluding carnal abuse (Statutory Rape) or other sex offenses.

2b. Assault to Rape-Attempts—All assaults and attempts to rape.

(3) Robbery—The felonious and forcible taking of the property of another, against his will, by violence or by putting him in fear. Includes all attempts.

3a. Gun—All robberies and attempted robberies involving the use of any type fire-arms (revolvers, automatic pistols, shotguns, zip guns, rifles, pellet guns, etc.)

3b. Knife or Cutting Instrument—All robberies and attempted robberies involving the use of cutting or stabbing objects (knife, razor, hatchet, axe, cleaver, scissors, glass, broken bottle, dagger, ice pick, etc.)

3c. Other Dangerous Weapons—All robberies or attempted robberies when any other object or thing is used as a weapon. (This includes clubs, bricks, jack handles, bottles, explosives, acid, etc.)

3d. Strong Arm-Hands, Fists, Feet, Etc.—All Robberies which includes muggings and similar offenses where no weapon is used, but strong arm tactics are employed to deprive the victim of his property. This is limited to hands, arms, fists, feet, etc. As in armed robbery, include all attempts.

(4) Assaults—An assault is an attempt or offer, with unlawful force or violence, to do physical injury to another.

General Rule—All assaults will be classified in the following categories, excluding assaults with intent to rob or rape.

4a. Gun—All assaults and attempted assaults involving the use of any type of firearms. (Revolvers, automatic pistols, shotguns, zip guns, pellet guns, etc.)

4b. Knife or Cutting Instrument—All assaults and attempted assaults, involving the use of cutting or stabbing objects (knife, razor, hatchet, axe, cleaver, scissors, glass, broken bottle, dagger, ice pick, etc.).

4c. Other Dangerous Weapon—All assaults or attempted assaults when any other object or thing is used as a weapon. (Clubs, bricks, pick handles, bottles, acid, explosives, lye, poison, scalding water and cases of attempted drowning, burning, etc.).

4d. Hands, Fists, Feet, Etc.-Felonious—Assaults which are of a felonious nature when hands, fists, feet, etc., are used. To be classified as felonious assault, the attack must result in serious personal injury.

4e. Other Assaults-Not Felonious—All offenses of simple assault and assault and battery.

(5) Breaking and Entering—Unlawful entry or attempted forcible entry of any structure to commit a felony or larceny.

General Rule—Any unlawful entry or attempted forcible entry of any dwelling house, attached structure, public building, shop, office, factory, storehouse, apartment, house trailer, warehouse, mill, barn, other building, houseboat, or railroad car.

NOTE: For Uniform Crime Reporting purposes, breaking and entering and larceny are classified only as breaking and entering, the larceny is excluded. Breaking and Entering of a motor vehicle is classified as larceny.

5a. Forcible Entry—All offenses where force of any kind is used to enter unlawfully a locked structure, with intent to steal or commit a felony. This includes entry by use of a master key, celluloid, or other device that leaves no outward mark but is used to open a lock. Concealment inside a building, followed by the breaking out of the structure is also included.

5b. Unlawful Entry-No Force—Any unlawful entry without any evidence of forcible entry.

5c. Attempted Forcible Entry—When determined that forcible entry has been attempted.

- (6) Larceny Theft (Except Auto Theft)**—The unlawful taking of the property of another with intent to deprive him of ownership.

General Rule—All larcenies and thefts resulting from pocket-picking, purse snatching, shoplifting, larceny from auto, larcenies of auto parts and accessories, theft of bicycles, larcenies from buildings, and from coin operated machines. Any theft that is not a robbery or the result of breaking and entering is included. Embezzlement, larceny by bailee, fraud or bad check cases are excluded.

- (7) Motor Vehicle Theft**—The larceny or attempted larceny of a motor vehicle.

General Rule—Thefts and attempted thefts of a motor vehicle. This includes all vehicles which can be registered as a motor vehicle in this state. Excludes where there is a lawful access to the vehicle, such as a family situation or unauthorized use by others with lawful access to the vehicle. (Chauffeur, employees, etc.).

- (8) Arson**—Include all arrests for violation of State Laws and Municipal Ordinances relating to arson and attempted arson.

General Rule: Any willful or malicious burning or attempt to burn, with or without intent to defraud, a dwelling house, public building, motor vehicle or aircraft, personal property of another, etc. Only fires determined through investigation to have been willfully or maliciously set are to be classified as arsons. Attempts to burn should be included, but fires of suspicious or unknown origins should not be reported.

The hierarchy rule will not apply to the offense of Arson. Any other Crime Index Offense occurring in conjunction with an arson will be reported.

Part II Offenses

Part II Offenses are made up of all other crimes not classified as Part I crimes. Information on Part II offenses is only reported when an arrest has been made. Part II crimes for UCR purposes are as follows:

- (9) Other Assaults**—This class is comprised of all assaults and attempted assaults which are simple or minor in nature. These "Other Assaults" are also scored on Return A under item 4e as an Offense Known to Police. However, for the purpose of this return, arrests for this offense are scored in this class.
- (10) Forgery and Counterfeiting**—In this class all offenses dealing with the making, altering, uttering or possessing, with intent to defraud, anything false in the semblance of that which is true.
- Include:** Altering or forging public or other records. Making, altering, forging, or counterfeiting bills, notes, drafts, tickets, checks, credit cards, etc.
- Counterfeiting coins, plates, bank notes, checks, etc.**
- Possessing or uttering forged or counterfeiting instruments.**
- Signing the name of another or fictitious person with intent to defraud.**
- All attempts to commit any of the above.**

- (11) **Fraud—Fraudulent conversion and obtaining money or property by false pretense. Includes bad checks, confidence games, etc., except forgeries and counterfeiting.**
- (12) **Embezzlement—Misappropriation or misapplication of money or property entrusted to one's care, custody or control.**
- (13) **Stolen Property: Buying, Receiving, Possessing—Include in this class all offenses of buying, receiving, and possession of stolen property, as well as all attempts to commit any of these offenses.**
- (14) **Vandalism—Include in this class all willful or malicious destruction, injury, disfigurement or defacement of any public or private property, real or personal, without consent of the owner or person having custody or control, by cutting, tearing, breaking, marking, painting, drawing, covering with filth, or any other such means as may be specified by law or ordinance. This offense covers a wide range of malicious behavior directed at property.**
- (15) **Weapons: Carrying, Possessing, Etc.**
 This class deals with violations of weapons laws such as:
 Manufacture, sale or possession of deadly weapons.
 Carrying deadly weapons.
 Furnishing deadly weapons to minors.
 Aliens possessing deadly weapons. All attempts to commit the above.
- (16) **Prostitution and Commercialized Vice—Include in this class the sex offenses of a commercialized nature, such as:**
 Prostitution
 Keeping bawdy house, disorderly house, or house of ill repute.
 Pandering, procuring, transporting or detaining women for immoral purposes, etc.
 All attempts to commit any of the above.
- (17) **Sex Offenses—Except forcible rape, prostitution and commercialized vice. Include offenses against chastity, common decency, morals, and the like.**
 Adultery and fornication
 Buggery
 Incest - (No Force)
 Indecent Exposure
 Sodomy
 Statutory Rape-(No Force)
 All attempts to commit any of the above.

- (18) Narcotic Drug Laws—Narcotic drug law arrests are requested on the basis of the narcotics used. Include all arrests for violations of State and Local Ordinances, specifically those relating to the unlawful possession, sale, use, growing, manufacturing and making of narcotic drugs. Make the following subdivisions of narcotic drug law arrests.**

**Opium or cocaine and their derivatives
Morphine, heroin, codeine**

Marijuana

Synthetic narcotics, manufactured narcotics which can cause true drug addiction.

Demerol, methadones

Dangerous non-narcotic drugs

Barbiturates, benzedrine

- (19) Gambling—All charges which relate to promoting, permitting or engaging in gambling. To provide a more refined collection of gambling arrests, the following breakdown should be furnished:**

Bookmaking (Horse and sport books)

Numbers and lottery

All other

- (20) Offenses Against the Family and Children—Included here are all charges of non- support and neglect or abuse of family and children.**

Desertion, abandonment, or non-support

Neglect or abuse of child

Non-payment of alimony

- (21) Driving Under the Influence—This class is limited to the driving or operating of any vehicle while drunk or under the influence of liquor or narcotic drugs.**

- (22) Liquor Laws—With the exception of "Drunkenness" (Class 23) and "Driving Under the Influence" (Class 21), liquor law violations, State or Local, are placed in this class. Do not include Federal violations. Include: Manufacturing, sale, transporting, furnishing, possession, etc.**

Maintaining unlawful drinking places

Bootlegging

Operating still

Furnishing liquor to a minor

Using vehicle for illegal transportation of liquor

- (23) Drunkenness—Included in this class are all offenses of drunkenness or intoxication, with the exception of "Driving Under the Influence" (Class 21).**

Drunk and disorderly

Public intoxication

- (24) Disorderly Conduct—In this class, all disorderly persons arrested except those counted in classes 1 through 23 and class 25 are included.**
- (25) Vagrancy—Place in this class arrests for disorderly persons when the person is arrested for failure to give good account of himself.**
- (26) All Other Offenses—Include in this class every other State or Local offense not included in classes 1 through 25.**

Abduction and compelling to marry

Abortion (Death resulting from abortion is homicide)

Bastardy and concealing death of a bastard

Bigamy and polygamy

Blackmail and extortion

Bribery

Contempt of Court

Discrimination, unfair competition

Kidnapping

Offenses contributing to juvenile delinquency except as provided for in classes 1 through 29, such as employment of children in immoral vocations or practices, admitting minors to improper places, etc.

Perjury and subornation of perjury

Possession, repair, manufacture, etc., of burglar's tools

Possession or sale of obscene literature

Unlawful use, possession, etc., of explosives, etc.

- (27) Suspicion—Not Reported in West Virginia.**
- (28) Curfew and Loitering Laws (Juveniles)—Count all arrests made for violations of local curfew or loitering ordinances.**
- (29) Runaway (Juvenile)—Count arrests made by other jurisdictions of runaways from your jurisdiction. Do not include protective custody actions with respect to runaways you take for other jurisdictions. Count only your own local cases.**

PROFILE STATE OF WEST VIRGINIA

West Virginia, truly deserving of its nickname "Mountain State" possesses an abundance of resources — natural, educational and recreational — for its citizens and for visitors to this fine state.

Bordered by the states of Pennsylvania, Maryland, Ohio, Kentucky and Virginia, West Virginia is located between the large population centers of the East and Midwest. Four principal Metropolitan market areas — New York, Chicago, Philadelphia and Detroit — are within a 500 mile radius of the state.

Comprised of 55 counties, with a population in 1982 of 1,948,000 and a density of 80.3 persons per square mile, West Virginia is primarily a rural state. Known best as one of the major coal producing states, West Virginia continues to move to the forefront in terms of energy production, research, and development. In addition to an increased emphasis on coal, natural gas liquids and petroleum continue to be important mineral resources. And in the Ohio and Kanawha River Valleys the chemical industry has become a major economic force in the state. Add to these other resources such as metals and high quality timber from our vast woodlands, and it becomes obvious that West Virginia's economy is quite diverse.

Two areas of improvement West Virginians are quite proud of are in education and in recreation. Advancements in education include the addition of three medical schools, plans for a second law school, a greatly expanded statewide College of Graduate Studies, as well as many new elementary, secondary, vocational and technical schools throughout the state.

In the area of recreation, West Virginia is a state with an exceptional outdoor recreation base. Its varied topography, climate and resources give it the potential of being a year-round recreation land serving the people of the Eastern United States. With its fine fishing streams, picturesque mountains and abundant forest areas, West Virginia's state parks and forests continue to attract visitors in ever-growing numbers.

This profile is presented to help the reader gain a better understanding of the state of West Virginia.

CRIME FACTORS

Statistics gathered under the Uniform Crime Reporting Program are submitted by the law enforcement agencies of West Virginia and project a state-wide view of crime. Awareness of the presence of certain crime factors, which may influence the resulting volume and type of statistics presented, is necessary if fair and equitable conclusions are to be drawn. These crime-influencing factors are present, to some degree, in every community and their presence affects, in varying degrees, the crime experience of that community. Attempts at comparison of crime figures between communities should not be made without first considering the individual factors present in each community.

Crime, as an outgrowth of society, remains a social problem of grave concern and the police are limited in their role to its suppression and detection. As stated by the President's Commission on Law Enforcement and Administration of Criminal Justice in their report "The Challenge of Crime In A Free Society" (1967-Page 92):

"But the fact that the police deal daily with crime does not mean that they have unlimited power to prevent it, or reduce it, or deter it. The police did not create and cannot resolve the social conditions that stimulate crime. They did not start and cannot stop the convulsive social changes that are taking place in America. They do not enact the laws that they are required to enforce, nor do they dispose of the criminals they arrest. The police are only one part of the criminal justice system; the criminal justice system is only one part of the government; and the government is only one part of society. Insofar as crime is a social phenomenon, crime prevention is the responsibility of every part of society. The criminal process is limited to case by case operations, one criminal or one crime at a time."

Set forth below are some of the conditions which will, by type and volume, affect the crime that occurs from place to place:

Density and size of the community population and the metropolitan area of which it is a part.

Composition of the population with reference particularly to age, sex, race and ethnic origin.

Economic status of the population.

Relative stability of the population, including commuters, seasonal, and other transient types.

Climate, including seasonal weather conditions.

Educational, recreational, and religious characteristics.

Standards governing appointments to the police force.

Policies of the prosecuting officials and the courts.

Attitude of the public toward law enforcement problems.

The Administrative and investigative efficiency of the local law enforcement agency, including the degree of adherence to crime reporting standards.

CRIME INDEX

The tabulations presented in the tables, graphs, and charts in this publication indicate the volume and distribution of crime in West Virginia on the basis of a Crime Index. The crime figures are broken down by municipal, county and state totals.

The Uniform Crime Reporting Program utilizes eight crime classifications to establish an index to measure the trend and distribution of crime in the United States. These crimes—Murder, Forcible Rape, Robbery, Felonious Assault, Breaking & Entering, Larceny Theft, Motor Vehicle Theft and Arson—are counted by law enforcement agencies as the crimes become known to them. These crimes were selected for use in the Crime Index because, as a group, they represent the most common local crime problem. They are all serious crimes, either by their very nature or due to the volume in which they occur. Offenses of Murder, Forcible Rape, Robbery, and Felonious Assault are categorized as Violent Crimes. Offenses of Breaking & Entering, Larceny-Theft, Motor Vehicle Theft and Arson are classed as Non-Violent Crimes.

The Uniform Crime Reporting Program is based upon a policy of counting only the most serious offense in situations where multiple offenses have occurred. This rule is known as the Hierarchy Rule and applies only to crime reporting. With the addition of Arson as a Part I crime in 1979, however, it was recognized that Arson normally occurs with other Part I crimes and that important information could be lost by using the Hierarchy Rule as a guide. Therefore, Arson is reported regardless of the crime being committed in conjunction with another Part I offense. Due to complications in absorbing Arson data into the present UCR computer system and due to the newness of statistical data collected, Arson data is not included in any reference to the Crime Index but is instead reported separately in another section of this report.

The crime counts set forth in this publications are for actual offenses established by police investigation. In 1982, 48,231 Crime Index Offenses were known to police.

Calculation of Rates and Percentages

Monthly and annual Uniform Crime Reports currently received from 367 municipal, county and state law enforcement agencies in West Virginia represent 100 percent of the estimated West Virginia population.

The West Virginia State Police maintain at least one detachment in each of the 55 counties throughout the state. Each detachment is mainly responsible for law enforcement in the rural areas of the respective county. Therefore, there are two law enforcement agencies (state police and sheriff's department) in each county which serve the same area and essentially the same population. Because of this fact, to attempt to compute a crime rate for each of the agencies would be unreasonable. The problem was resolved by combining activity reported by both agencies into one category hereafter referred to in this report as "rural county". However, the number of offenses and the percent of offenses cleared is listed separately for each agency.

This report provides police executives with a yardstick with which to measure local crime problems. To use this report as an administrative tool, data must be converted into rates and percentages. Simple formulas for this purpose are presented below.

Crime Rates

The most used of all crime statistics is the Crime Index Rate, which refers to the number of Crime Index offenses per 100,000 inhabitants. It can be calculated by either of two procedures.

One procedure is to divide the number of Crime Index Offenses by the population, and to multiply the result by 100,000.

EXAMPLE:

$$\frac{1,980 \text{ Robberies}}{500,000 \text{ Population}} = .003960 \times 100,000 = 396.0$$

**Crime Rate
Robberies
per 100,000
persons**

Another procedure is called the reciprocal method. It can be used to calculate crime rates for a number of different offense classifications. The reciprocal is determined by dividing 100,000 by the population. The reciprocal can then be multiplied by the number of offenses for each crime to determine the rate per 100,000.

EXAMPLE:

$$\frac{100,000}{500,000 \text{ population}} = \text{Reciprocal } .200000 \times \text{Number of Robberies } 1,980 = 396.0 \text{ Robberies per } 100,000 \text{ persons}$$

All Crime Rates which were calculated for the total number of offenses committed in the State were based on the number of offenses per 100,000 persons.

However, due to the fact that no city within the State has a population over 100,000, calculations for each individual contributing agency were based on the number of offenses per 1,000 persons.

Clearance Rates

For Uniform Crime Reporting purposes, a Crime Index Offense is cleared when a law enforcement agency has identified the offender, there is enough evidence to charge him and he is actually taken into custody. The arrest of one person can clear several crimes or several persons may be arrested in the process of clearing one crime.

Crime solutions are also recorded in exceptional circumstances when some element beyond law enforcement control precludes formal charges against the offender. An offense may be exceptionally cleared when it falls into one of the following categories:

1. The offender commits suicide.
2. A double murder occurs (two persons kill each other).
3. The offender dies after making a confession (dying declaration).
4. The offender is killed by a law enforcement officer.
5. The offender confesses to committing the crime while already in custody for another crime or serving a sentence.
6. The offender is prosecuted in another city for a different crime by federal, state or local authorities, or for the same offense, and the other jurisdiction refuses to release the offender.
7. Another jurisdiction refuses to extradite the offender.

8. The victim of a crime refuses to cooperate in the prosecution.
9. The offender is prosecuted for a less serious charge than the one for which he was arrested.
10. The offender is a juvenile who is handled by a verbal or written notice to the parents in instances involving minor offenses such as petit larceny.

For the year of 1982, 24.9 percent of all Index Crimes were cleared as compared to 23.9 percent cleared during 1981. The percentage of Violent Crimes cleared was 64.4 percent in 1982 and 65.4 percent in 1981 while the clearance rate for Property Crimes was 21.9 percent in 1982 and 21.0 percent in 1981.

**CRIME IN WEST VIRGINIA
ANNUAL REPORT SYNOPSIS**

1982

POPULATION:	
TOTAL	1,948,000
RURAL	1,177,668
MUNICIPAL	770,332

LAW ENFORCEMENT EMPLOYEES:	
TOTAL	3,615
SWORN OFFICERS	2,762
CIVILIANS	853

INDEX CRIME VOLUME:	
TOTAL	48,231
VIOLENT	3,387
MURDER	103
FORCIBLE RAPE	301
ROBBERY	965
FELONIOUS ASSAULT	2,018
NON-VIOLENT	44,844
BREAKING AND ENTERING	13,802
LARCENY-THEFT	27,503
MOTOR VEHICLE THEFT	3,539

INDEX CRIME TIME FREQUENCIES:	
TOTAL	1 EVERY 10.9 MINUTES
VIOLENT	1 EVERY 2.6 HOURS
MURDER	1 EVERY 3.5 DAYS
FORCIBLE RAPE	1 EVERY 1.2 DAYS
ROBBERY	1 EVERY 9.1 HOURS
FELONIOUS ASSAULT	1 EVERY 4.3 HOURS
NON-VIOLENT	1 EVERY 11.7 MINUTES
BREAKING AND ENTERING	1 EVERY 38.1 MINUTES
LARCENY-THEFT	1 EVERY 19.1 MINUTES
MOTOR VEHICLE THEFT	1 EVERY 2.5 HOURS

INDEX CRIME RATE PER 100,000 RESIDENTS:	
TOTAL	2,475.9
VIOLENT	173.9
MURDER	5.3
FORCIBLE RAPE	15.4
ROBBERY	49.5
FELONIOUS ASSAULT	103.6

NON-VIOLENT	2,302.0
BREAKING AND ENTERING	708.5
LARCENY-THEFT	1,411.8
MOTOR VEHICLE THEFT	181.7

INDEX CRIME CLEARANCES (RATES):

TOTAL	12,023 (24.9%)
VIOLENT	2,181 (64.4%)
MURDER	93 (90.3%)
FORCIBLE RAPE	216 (71.8%)
ROBBERY	347 (36.0%)
FELONIOUS ASSAULT	1,525 (75.6%)
NON-VIOLENT	9,842 (21.9%)
BREAKING AND ENTERING	2,831 (20.5%)
LARCENY-THEFT	6,082 (22.1%)
MOTOR VEHICLE THEFT	929 (26.3%)

INDEX CRIME ARRESTS:

TOTAL	11,442
VIOLENT	1,798
MURDER	106
FORCIBLE RAPE	203
ROBBERY	511
FELONIOUS ASSAULT	978
NON-VIOLENT	9,644
BREAKING AND ENTERING	2,785
LARCENY-THEFT	6,279
MOTOR VEHICLE THEFT	580

VALUE OF PROPERTY STOLEN:

TOTAL STOLEN	\$33,179,892
TOTAL RECOVERED	\$12,658,409 (38.2%)

LAW ENFORCEMENT OFFICERS:

KILLED	1
ASSAULTED	218
(WITH PERSONAL INJURY)	61 (28.0%)

ARSON OFFENSES (VALUE OF PROPERTY DAMAGED):

TOTAL	709	\$11,299,076
STRUCTURAL	439	\$10,271,261
MOBILE	228	\$ 986,065
OTHER	42	\$ 41,750

THIS SYNOPSIS OF CRIME IN WEST VIRGINIA FOR 1982 PRESENTS SIGNIFICANT INFORMATION FOR THE YEAR TO PROVIDE READY REFERENCE TO PERSONS NOT PARTICULARLY INTERESTED IN OR IN NEED OF DETAILED STATISTICS OR COMPARISONS.

WEST VIRGINIA OFFENSE DATA

CRIME INDEX OFFENSES 1982

The crimes in this group are all serious, either by their very nature or because of the frequency with which they occur, and present a common enforcement problem to all police.

A total of 48,231 Crime Index Offenses were reported for 1982.

August recorded the highest number of Crime Index Offenses with 4,455.

There were 2,475.9 Crime Index Offenses per 100,000 population in West Virginia.

The total dollar value of property stolen during commission of Crime Index Offenses was \$33,179,892, of which \$12,659,409 was recovered.

A total of 12,023 Crime Index Offenses were cleared by arrest or exceptional clearance, a clearance rate of 24.9 percent. Adults were involved in 9,961 of the clearances.

There were 11,442 persons arrested for Crime Index Offenses; 9,540 of those arrested were males, 2,524 were under 18, and 10,034 were white.

Crime Index Offenses can be further categorized as a Violent Crime (Murder, Forcible Rape, Robbery, and Felonious Assault) or Non-Violent (or Property) Crime (Breaking and Entering, Larceny-Theft, Motor Vehicle Theft and Arson).

Violent Crimes involve the element of personal confrontation between the perpetrator and the victim and are considered more serious than Property (or Non-Violent) Crimes.

A total of 3,387 Violent Crimes were reported for 1982.

August recorded the highest number of Violent Crimes with 335.

There were 173.9 Violent Crimes per 100,000 population in West Virginia.

A total of 2,181 Violent Crime Offenses were cleared by arrest or exceptional clearance, a clearance rate of 64.4 percent. Adults were involved in 1,960 of the clearances.

There were 1,798 persons arrested for Violent Crime Offenses; 1,633 of those arrested were males, 160 were under 18, and 1,454 were white.

A total of 44,844 Non-Violent (or Property) Crimes were reported for 1982.

August recorded the highest number of Non-Violent Crimes with 4,120.

There were 2,302.0 Non-Violent Crimes per 100,000 population in West Virginia.

A total of 9,842 Non-Violent Crime Offenses were cleared by arrest or exceptional clearance, a clearance rate of 21.9 percent. Adults were involved in 8,001 of the clearances.

There were 9,644 persons arrested for Non-Violent Crime Offenses; 7,907 of those arrested were males, 2,364 were under 18, and 8,580 were white.

CRIME INDEX OFFENSES

January - December 1982, 1981

TOTAL CRIME INDEX OFFENSES

NUMBER OF OFFENSES BY MONTH

Month	1981	1982
JAN	3473	3699
FEB	3864	3827
MAR	4306	4320
APR	493	490
MAY	11.4	11.3
JUN	1.0	1.0
JUL	41	139
AUG	163	163
SEP	20	20
OCT	16	16
NOV	16	16
DEC	17	17

PERIOD 1 82

PERIOD 2 81

NUMERICAL CHANGE * 14.4 * 11.4 * 11.3 * 5.5 * 1.0 * 1.0 * 3.2 * 3.8 * 5.0 * 16.4 * 17.4 * 4.5 * 2.5 * 13.0 * *

PERCENT CHANGE * 0.4660 * * * * * 0.4361 * * * * * 0.4262 * * * * * 0.4163 * * * * * 0.4064 * * * * * 0.3965 * * * * * 0.3866 * * * * * 0.3767 * * * * * 0.3668 * * * * * 0.3569 * * * * * 0.3470 * * * * *

CRIME * OFF * CLEARED * *

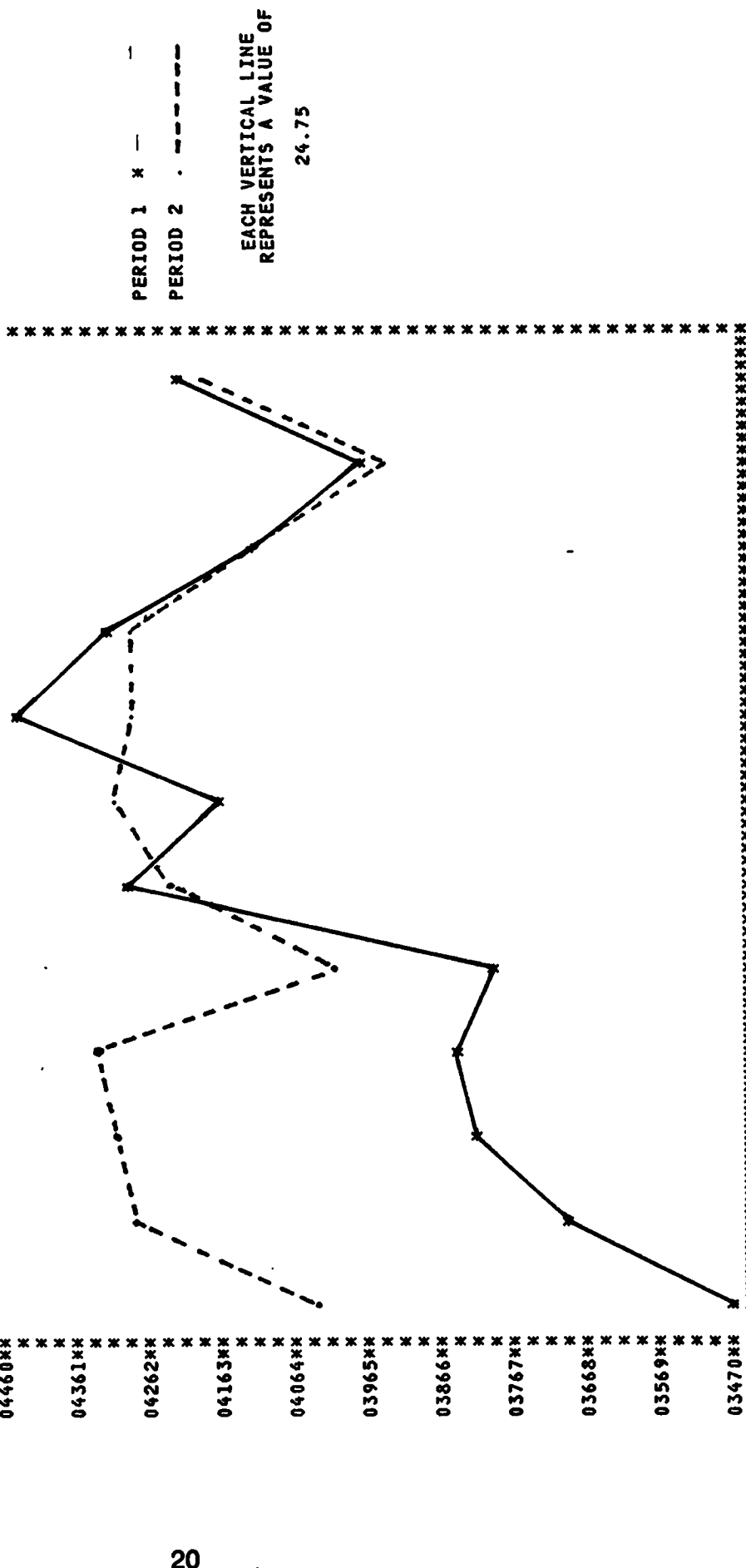
CRIME RATE * (1,000) * ADULT * * JUVENILE * *

TOT * 48231 * 24.60 * 9961 * 2062 * *

25.77 * 9720 * 2369 * *

1.17 * 241 * 307 * *

4.5 * 2.5 * 13.0 * *

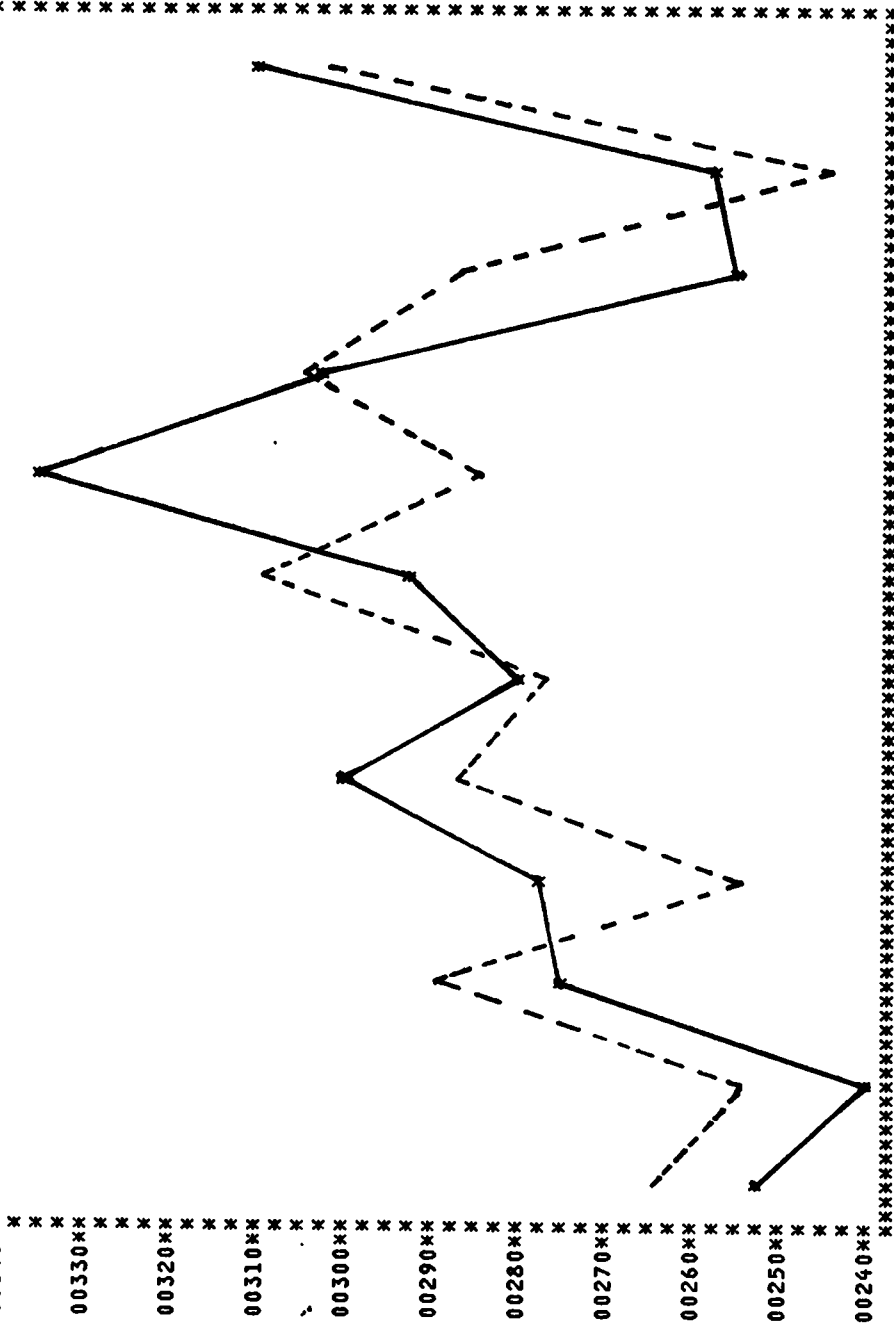


VIOLENT CRIME OFFENSES

January - December 1982, 1981

VIOLENT CRIME OFFENSES

VIOLENT CRIME OFFENSES		NUMBER OF OFFENSES BY MONTH												CRIME * OFF CLEARED *				
PERIOD	PERCENT CHANGE	JAN	FEB	MAR	APR	MAY	JUN	JUL	AUG	SEP	OCT	NOV	DEC	TOT	RATE	(1,000)	ADULT	JUVE
1 82	254 *	240 *	277 *	278 *	301 *	281 *	293 *	312 *	335 *	303 *	256 *	258 *	311 *	3387 *	1.73 *	1960 *	221 *	
2 81	266 *	257 *	17-*	22+*	289 *	279 *	312 *	285 *	285 *	306 *	32-*	11+*	303 *	3380 *	1.72 *	2004 *	206 *	
NUMERICAL CHANGE	12-*	17-*	15-*	22+*	12+*	2+*	19-*	3-*	50+*	3-*	32-*	11+*	8+*	7+*	.01+*	44-*	15+*	
PERCENT CHANGE	4.5-*	6.6-*	5.1-*	8.6+*	4.2+*	.7+*	6.1-*	17.5+*	1.0-*	11.1-*	4.5+*	2.6+*	.2+*	.6+*	2.2-*	7.3+*		



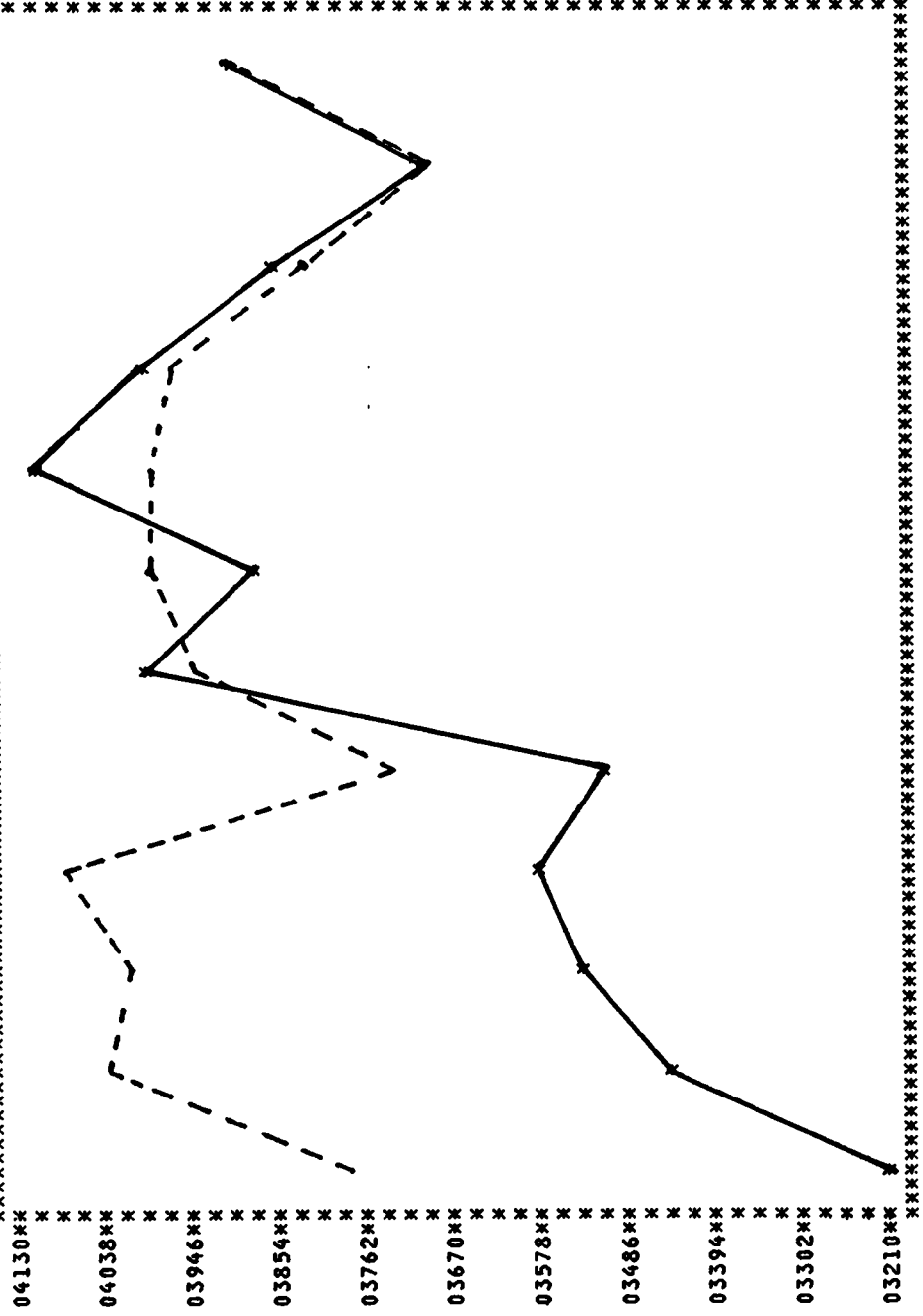
NON-VIOLENT PROPERTY OFFENSES

January - December 1982, 1981

```

NON-VIOLENT OFFENSES
*****
NUMBER OF OFFENSES BY MONTH
*****
JAN * FEB * MAR * APR * MAY * JUN * JUL * AUG * SEP * OCT * NOV * DEC * TOT *(1,000)*ADULT * JUVENILE *
*****
PERIOD 1 82
PERIOD 2 81
NUMERICAL CHANGE
PERCENT CHANGE
*****

```



PERIOD 1 * - - -
 PERIOD 2 * - - -

EACH VERTICAL LINE
 REPRESENTS A VALUE OF
 23.00

VALUE OF PROPERTY STOLEN

By Type Of Offense

January - December 1982, 1981

BREAKING AND ENTERING				ROBBERY			
CLASSIFICATION		NUMBER	AMOUNT	CLASSIFICATION		NUMBER	AMOUNT
RESIDENCE-COMMITTED DURING NIGHT	1982	3,636	2,311,137	HIGHWAY	1982	471	99,094
	1981	3,890	3,936,817		1981	405	109,474
PERCENT OF CHANGE		6.53-	41.29-	PERCENT OF CHANGE		16.30+	9.48-
RESIDENCE-COMMITTED DURING DAY	1982	1,849	1,195,020	COMMERCIAL HOUSE	1982	89	95,157
	1981	2,207	1,667,520		1981	115	71,452
PERCENT OF CHANGE		16.22-	28.34-	PERCENT OF CHANGE		22.61-	33.18+
RESIDENCE-COMMITTED UNKNOWN	1982	2,392	1,485,814	SERVICE STATION	1982	32	9,482
	1981	2,582	1,887,616		1981	62	40,316
PERCENT OF CHANGE		7.36-	21.29-	PERCENT OF CHANGE		48.39-	76.48-
NONRESIDENCE-COMMITTED DURING NIGHT	1982	4,189	2,673,858	CHAIN STORE	1982	116	47,440
	1981	4,456	2,835,683		1981	117	43,471
PERCENT OF CHANGE		5.99-	5.71-	PERCENT OF CHANGE		.85-	9.13+
NONRESIDENCE-COMMITTED DURING DAY	1982	333	212,534	RESIDENCE	1982	126	78,020
	1981	347	201,665		1981	119	95,485
PERCENT OF CHANGE		4.03-	5.39+	PERCENT OF CHANGE		5.88+	18.29-
NONRESIDENCE-COMMITTED UNKNOWN	1982	1,403	957,214	BANK	1982	11	79,829
	1981	1,423	889,017		1981	4	41,000
PERCENT OF CHANGE		1.41-	7.67+	PERCENT OF CHANGE		175.60+	94.70+
TOTAL	1982	13,802	8,835,577	MISCELLANEOUS	1982	120	193,961
	1981	14,905	11,418,318		1981	155	82,405
PERCENT OF CHANGE		7.40-	22.62-	PERCENT OF CHANGE		22.58-	135.38+
				TOTAL	1982	965	602,983
					1981	977	483,603
				PERCENT OF CHANGE		1.23-	24.69+

LARCENY BY CLASSIFICATION				LARCENY BY VALUE			
CLASSIFICATION		NUMBER	AMOUNT	CLASSIFICATION		NUMBER	AMOUNT
POCKET-PICKING	1982	177	38,623	\$200 AND OVER	1982	8,797	7,183,519
	1981	164	39,955		1981	8,913	9,972,220
PERCENT OF CHANGE		7.93+	3.33-	PERCENT OF CHANGE		1.30-	27.96-
PURSE-SNATCHING	1982	270	49,613	\$50 TO \$200	1982	10,267	1,088,665
	1981	287	41,457		1981	10,788	1,135,764
PERCENT OF CHANGE		5.92-	19.67+	PERCENT OF CHANGE		4.83-	4.15-
CARGO-THEFTS	1982	170	372,252	UNDER \$50	1982	8,439	167,761
	1981	165	241,034		1981	8,886	166,131
PERCENT OF CHANGE		3.03+	54.44+	PERCENT OF CHANGE		5.03-	.98+
SHOPLIFTING	1982	3,577	156,968	TOTAL	1982	27,503	8,439,945
	1981	3,230	178,866		1981	28,587	11,274,115
PERCENT OF CHANGE		10.74+	12.24-	PERCENT OF CHANGE		3.79-	25.14-
FROM AUTOS	1982	6,013	2,056,864				
	1981	6,998	1,907,793				
PERCENT OF CHANGE		14.08-	7.81+				
AUTO PARTS-ACCESSORIES	1982	4,772	907,126				
	1981	4,799	832,626				
PERCENT OF CHANGE		.56-	8.95+				
BICYCLES	1982	2,447	292,515				
	1981	2,456	348,532				
PERCENT OF CHANGE		.37-	16.07-				
FROM BUILDINGS	1982	4,220	1,948,360				
	1981	4,658	3,791,505				
PERCENT OF CHANGE		9.40-	48.61-				
COIN OPERATED MACHINES	1982	308	42,672				
	1981	256	61,003				
PERCENT OF CHANGE		20.31+	30.05-				
LIVESTOCK	1982	112	88,872				
	1981	135	70,040				
PERCENT OF CHANGE		17.04-	26.89+				
ALL OTHER	1982	5,437	2,486,080				
	1981	5,439	3,761,304				
PERCENT OF CHANGE		.04-	33.90-				
TOTAL	1982	27,503	8,439,945				
	1981	28,587	11,274,115				
PERCENT OF CHANGE		3.79-	25.14-				

WEST VIRGINIA CRIME INDEX

Five Year Recapitulation of Offenses

1978 - 1982

INDEX OFFENSES	Year	Number of Offenses	Percent Change	Rate Per 100,000 Population	Percent Change
MURDER	1978		128	6.9	
	1979	120	-6.3	6.4	-7.3
	1980	139	+15.8	7.1	+10.9
	1981	118	-15.1	6.0	-15.5
	1982	103	-12.7	5.3	-11.7
FORCIBLE RAPE	1978	274		14.7	
	1979	289	+5.5	15.4	+4.8
	1980	304	+5.2	15.6	+1.3
	1981	291	-4.3	14.9	-4.5
	1982	301	+3.4	15.4	+3.4
ROBBERY	1978	853		45.9	
	1979	809	-5.2	43.1	-6.1
	1980	925	+14.3	47.4	+10.0
	1981	977	+5.6	50.1	+5.7
	1982	965	-1.2	49.5	-1.2
FELONIOUS ASSAULT	1978	1,839		98.9	
	1979	1,867	+1.5	99.4	+0.5
	1980	2,139	+14.6	109.7	+10.4
	1981	1,994	-6.8	102.2	-6.8
	1982	2,018	+1.2	103.6	+1.4
BREAKING AND ENTERING	1978	11,907		640.2	
	1979	11,611	-2.5	618.3	-3.4
	1980	14,016	+20.7	718.9	+16.3
	1981	14,905	+6.3	764.0	+6.3
	1982	13,802	-7.4	708.5	-7.2
LARCENY - THEFT	1978	23,674		1,272.8	
	1979	24,117	+1.9	1,284.2	+0.9
	1980	27,105	+12.4	1,390.3	+8.3
	1981	28,587	+5.5	1,465.2	+5.4
	1982	27,503	-3.8	1,411.8	-3.6
MOTOR VEHICLE THEFT	1978	3,237		174.0	
	1979	3,719	+13.0	198.0	+13.8
	1980	3,797	+2.1	194.8	-1.6
	1981	3,656	-3.7	187.4	-3.8
	1982	3,539	-3.2	181.7	-3.0

VIOLENT CRIME	1978	3,094		166.4	
	1979	3,085	-0.3	164.3	-1.3
	1980	3,507	+13.7	179.9	+9.5
	1981	3,380	-3.6	173.2	-3.7
	1982	3,387	+0.2	173.9	+0.4
NON-VIOLENT CRIME	1978	38,818		2,087.0	
	1979	39,447	+1.6	2,100.5	+0.7
	1980	44,918	+13.9	2,303.9	+9.7
	1981	47,148	+5.0	2,416.6	+4.9
	1982	44,844	-5.1	2,302.0	-5.0
TOTAL FOR WEST VIRGINIA	1978	41,912		2,253.4	
	1979	42,532	+1.5	2,264.8	+0.5
	1980	48,425	+13.9	2,483.8	+9.7
	1981	50,528	+4.3	2,589.8	+4.3
	1982	48,231	-4.5	2,475.9	-4.4

CRIMINAL HOMICIDE - MURDER

Murder is defined as the unlawful killing of a human being with malice aforethought. Any death due to a fight, argument, quarrel, assault, or commission of a crime is included. This index offense is scored by police on the basis of their investigation without regard as to the findings of a court or jury or the decision of a prosecutor. Attempts to kill and assault to kill are scored as felonious assaults and not as murder. Suicide, accidental deaths, justifiable homicides and traffic deaths caused by the negligence of someone other than the victim are not included.

MURDER SUMMARY

1982

A total of 103 Murder offenses were reported for 1982.

Murders comprised 3.0 percent of the total for the Violent Crime category and less than one half of one percent of the total Crime Index Offenses.

May recorded the highest number of Murders with 17 offenses.

There were 5.3 Murder victims per 100,000 population in West Virginia.

Males accounted for 73.8 percent of the Murder victims; 91.2 percent of the victims were white.

The largest number of victims, 16, falls in the 25-29 age group.

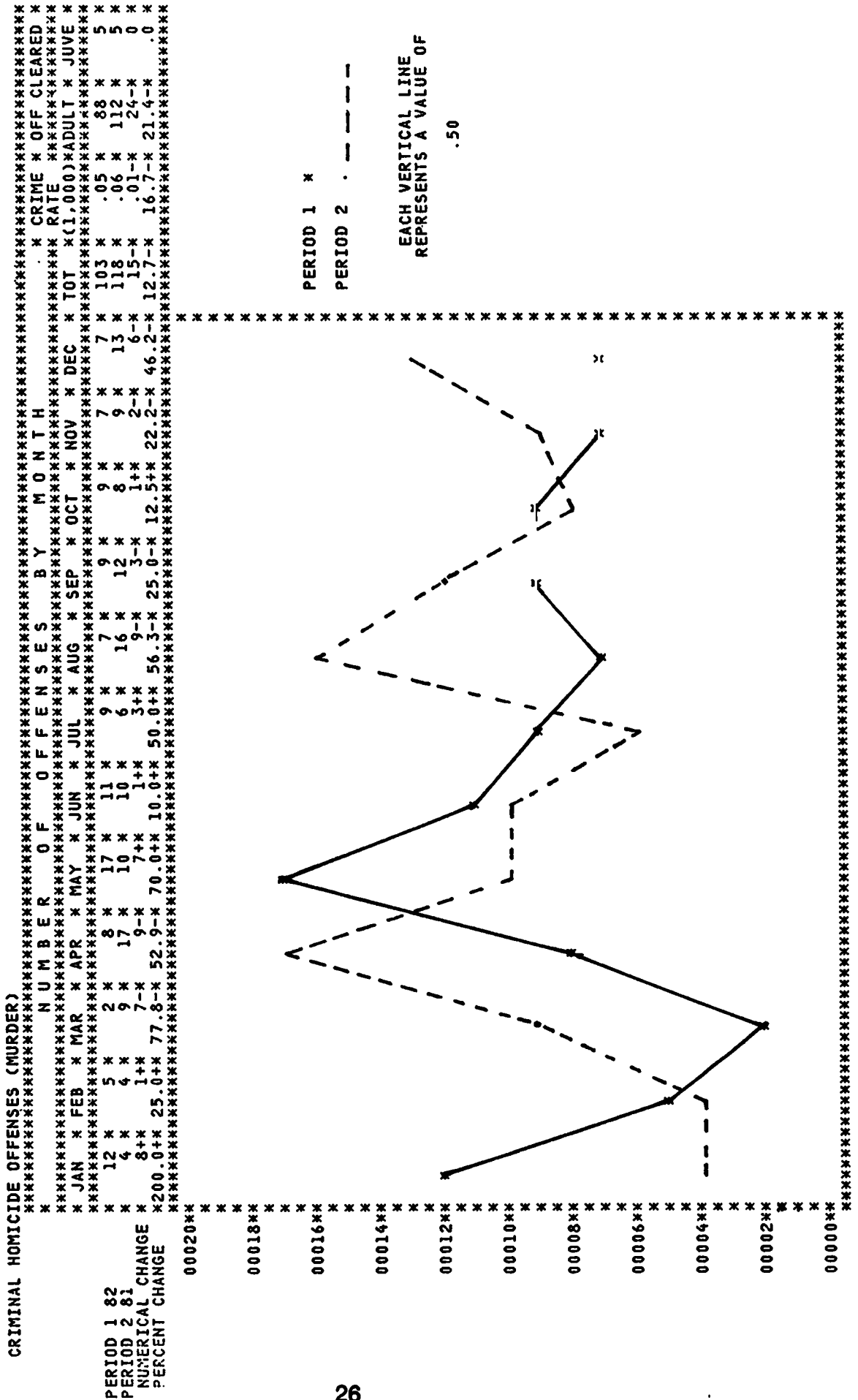
Firearms were used in 73 of the Murders reported, with handguns being used in 43 of those.

A total of 93 Murders were cleared by arrest or exceptional clearance, a clearance rate of 90.2 percent. Adults were involved in 88 of the clearances.

There were 106 persons arrested for Murder offenses; 85 of those arrested were males, 5 were under 18, and 84 were white.

MURDER

January - December 1962, 1961



MURDERS BY TYPE OF WEAPON/CIRCUMSTANCE

January - December 1982, 1981

MURDERS BY CIRCUMSTANCE				MURDERS BY TYPE OF WEAPON			
CIRCUMSTANCE	NUMBER	PERCENT DISTRIB		TYPE OF WEAPON	NUMBER	PERCENT DISTRIB	
RAPE	1982 1981	1 0	.97 .00	HANDGUN	1982 1981	43 51	41.75 43.22
	PERCENT OF CHANGE	.00			PERCENT OF CHANGE	15.69-	
ROBBERY	1982 1981	13 15	12.62 12.71	RIFLE	1982 1981	7 14	6.80 11.86
	PERCENT OF CHANGE	13.33-			PERCENT OF CHANGE	50.00-	
BURGLARY	1982 1981	0 2	.00 1.69	SHOTGUN	1982 1981	23 21	22.33 17.80
	PERCENT OF CHANGE	.00			PERCENT OF CHANGE	9.52+	
ARSON	1982 1981	0 1	.00 .85	CUTTING AND STABBING	1982 1981	11 13	10.68 11.02
	PERCENT OF CHANGE	.00			PERCENT OF CHANGE	15.38-	
NARCOTIC DRUG LAWS	1982 1981	0 1	.00 .85	BLUNT OBJECT	1982 1981	7 8	6.80 6.78
	PERCENT OF CHANGE	.00			PERCENT OF CHANGE	12.50-	
OTHER FELONIOUS UNKNOWN	1982 1981	3 3	2.91 2.54	PERSONAL WEAPONS	1982 1981	5 4	4.85 3.39
	PERCENT OF CHANGE	.00			PERCENT OF CHANGE	25.00+	
LOVERS TRIANGLE	1982 1981	4 11	3.88 9.32	FIRE	1982 1981	1 2	.97 1.69
	PERCENT OF CHANGE	63.64-			PERCENT OF CHANGE	50.00-	
BRAWL DUE-ALCOHOL	1982 1981	9 14	8.74 11.86	NARCOTICS AND DRUGS	1982 1981	0 1	.00 .85
	PERCENT OF CHANGE	35.71-			PERCENT OF CHANGE	.00	
BRAWL DUE-NARCOTICS	1982 1981	1 0	.97 .00	DROWNING	1982 1981	1 0	.97 .00
	PERCENT OF CHANGE	.00			PERCENT OF CHANGE	.00	
ARGUMENT-MONEY PROPERTY	1982 1981	5 6	4.85 5.08	STRANGULATION-HUNG	1982 1981	4 1	3.88 .85
	PERCENT OF CHANGE	16.67-			PERCENT OF CHANGE	300.00+	
OTHER ARGUMENTS	1982 1981	44 48	42.72 40.68	OTHER	1982 1981	1 3	.97 2.54
	PERCENT OF CHANGE	8.33-			PERCENT OF CHANGE	66.67-	
OTHER NON-FELONIOUS	1982 1981	15 7	14.56 5.93	TOTAL	1982 1981	103 118	100.00 100.00
	PERCENT OF CHANGE	114.29+			PERCENT OF CHANGE	12.71-	
ALL SUSPECT FELONY TYPE	1982 1981	4 8	3.88 6.78				
	PERCENT OF CHANGE	50.00-					
UNCLASSIFIED	1982 1981	4 2	3.88 1.69				
	PERCENT OF CHANGE	100.00+					
TOTAL	1982 1981	103 118	100.00 100.00				
	PERCENT OF CHANGE	12.71-					

West Virginia

Murder Victims by Age, Sex, Race and Ethnic Origin

January - December 1982, 1981

		AGE	NUMBER	PERCENT	SEX		RACE					ETHNIC ORIGIN		
				DISTRIB	MALE	FEMALE	WHITE	BLACK	AMER IND	ASI	ISD	OTHER	HISPANIC	NON HISP
1982	1-4	3	2.91		2	1	3							3
1981		5	4.24		1	4	4	1						5
	PERCENT CHANGE	40.00			100.00	75.00	25.00							40.00
1982	5-9	1	.97			1	1							1
1981		2	1.69		2		2							2
	PERCENT CHANGE	50.00					50.00							50.00
1982	10-14	3	2.91		2	1	3							3
1981		0	.00											
	PERCENT CHANGE													
1982	15-19	11	10.68		5	6	10	1						11
1981		7	5.93		7		7							7
	PERCENT CHANGE	57.14			28.57		42.86							57.14
1982	20-24	11	10.68		8	3	9	2						11
1981		12	10.17		7	5	9	3						12
	PERCENT CHANGE	8.33			14.29	40.00		33.33						8.33
1982	25-29	16	15.53		12	4	12	4						16
1981		16	13.56		10	6	14	2						16
	PERCENT CHANGE				20.00	33.33	14.29	100.00						
1982	30-34	11	10.68		10	1	10	1						11
1981		16	13.56		13	3	14	2						16
	PERCENT CHANGE	31.25			23.08	66.67	28.57	50.00						31.25
1982	35-39	11	10.68		8	3	11							11
1981		11	9.32		9	2	10	1						11
	PERCENT CHANGE				11.11	50.00	10.00							
1982	40-44	7	6.80		7		7							7
1981		10	8.47		6	4	9	1						10
	PERCENT CHANGE	30.00			16.67		22.22							30.00
1982	45-49	2	1.94		2		2							2
1981		13	11.02		7	6	11	2						13
	PERCENT CHANGE	84.62			71.43		81.82							84.62
1982	50-54	9	8.74		5	4	9							9
1981		7	5.93		6	1	7							7
	PERCENT CHANGE	28.57			16.67	300.00	28.57							28.57
1982	55-59	4	3.88		4		4							4
1981		7	5.93		6	1	5	2						7
	PERCENT CHANGE	42.86			33.33		20.00							42.86
1982	60-64	5	4.85		4	1	5							5
1981		3	2.54		1	2	2	1						3
	PERCENT CHANGE	66.67			300.00	50.00	150.00							66.67
1982	65-69	1	.97		1		1							1
1981		3	2.54		3		3							3
	PERCENT CHANGE	66.67			66.67		66.67							66.67
1982	70-74	5	4.85		4	1	5							5
1981		2	1.69		2		2							2
	PERCENT CHANGE	150.00			100.00		150.00							150.00
1982	75 AND OVER	3	2.91		2	1	2	1						3
1981		4	3.39		3	1	3	1						4
	PERCENT CHANGE	25.00			33.33		33.33							25.00
1982	TOTAL	103	100.00		76	27	94	9						103
1981		118	100.00		83	35	102	16						118
	PERCENT CHANGE	12.71			8.43	22.86	7.84	43.75						12.71
	PERCENT 1982				73.79	26.21	91.26	8.74						100.00
	1981				70.34	29.66	86.44	13.56						100.00

FORCIBLE RAPE

Forcible Rape is the carnal knowledge of a female forcibly and against her will. For the purpose of Uniform Crime Reporting, rape is divided into two categories: (1) Rape by Force; and (2) Attempted Rape. Carnal abuse without force (statutory rape) and other sex offenses are not included.

Forcible Rape differs from other violent crimes in that the victim in many cases, is hesitant in reporting the offense to police. The rigors of court procedures, embarrassment and fear of any accompanying stigma have a deterrent effect on the victim's willingness to make the crime known to police. The presence of a prior relationship between victim and perpetrator makes the determination of the act of force difficult to establish, and the usual clandestine nature of the offense presents a problem in verification.

FORCIBLE RAPE SUMMARY

1982

A total of 301 Forcible Rape Offenses were reported for 1982.

Forcible Rapes comprised 8.9 percent of the total for the Violent Crime Category and less than one percent of the total Crime Index Offenses.

March and May recorded the highest number of Forcible Rapes with 34 each.

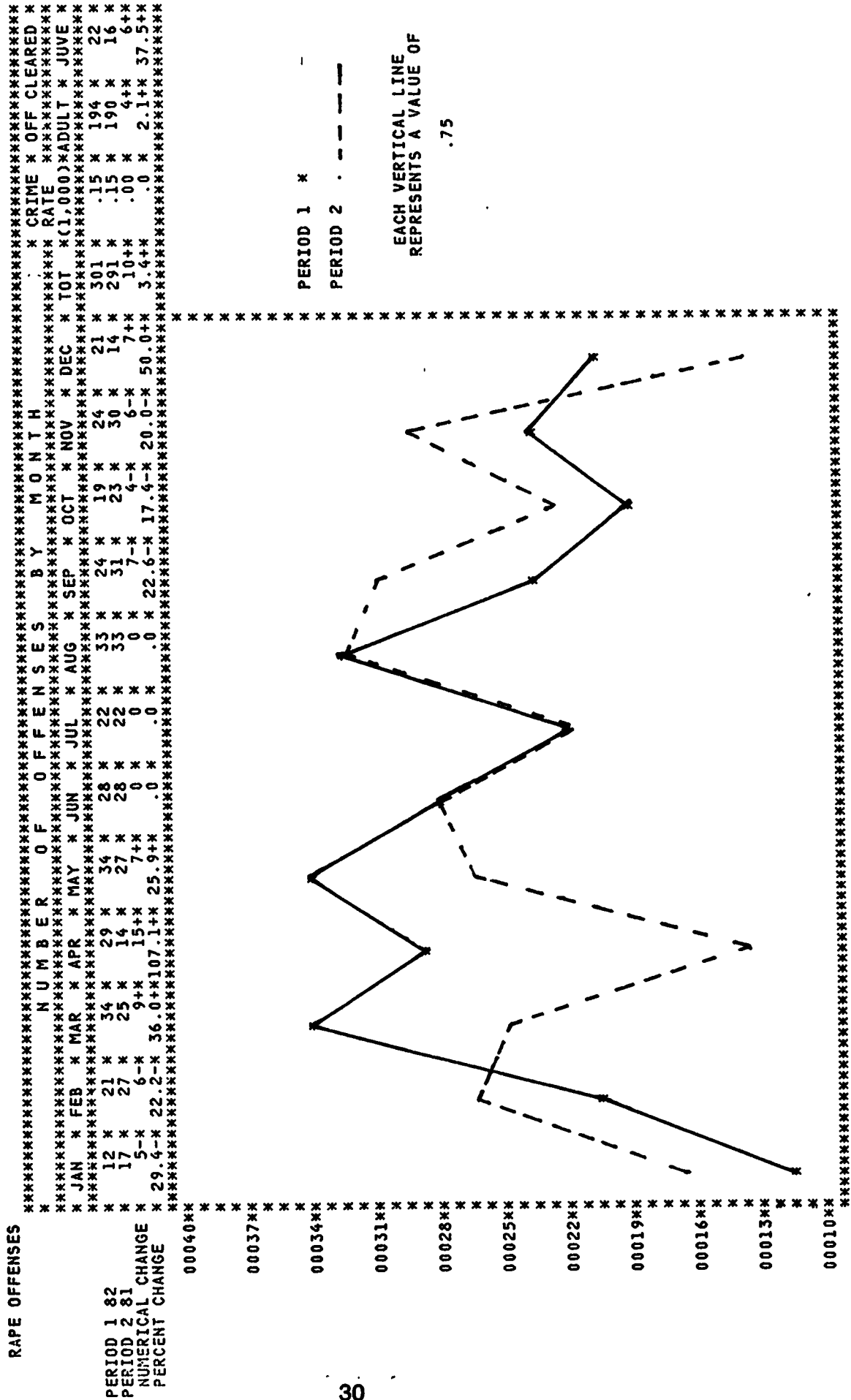
A total of 216 Forcible Rapes were cleared by arrest or exceptional clearance, a clearance rate of 71.8 percent. Adults were involved in 194 of the clearances.

There were 203 persons arrested for Forcible Rape offenses; 196 of those arrested were males, 22 were under 18, and 161 were white.

Rapes by Force occurred in 226 offenses where as 75 were assaults to Rape.

FORCIBLE RAPE

January - December 1982, 1981



ROBBERY

Robbery is defined as the felonious and forcible taking of the property of another against their will by violence or by putting them in fear. The element of personal confrontation is always present in this crime. Under the Uniform Crime Reporting Program, all assaults or attempts to rob are included. Robberies are reported in four general categories - gun; knife or cutting instrument; hands, fists, feet, etc.; and other dangerous weapons. As a general rule, robbery differs from larceny in that it is aggravated by the element of force or the threat of force.

Robbery, as a crime of violence, has a serious impact on the victim. In many instances, serious injury results. Oftentime, along with physical injury or without, the victim suffers mental disturbance. Such damage is immeasurable. This is emphasized when the attempt to rob results in the death of the victim. Of course, in this case, the robbery would not be scored since the more serious offense, murder, would be reported and the robbery would serve as the motive. The placing of a dollar value, however, on the damage resulting from this type of offense is an attempt to measure that which is immeasurable.

ROBBERY SUMMARY

1982

A total of 965 Robbery Offenses were reported for 1982.

Robberies comprised 28.5 percent of the total for the Violent Crime category and 2.0 percent of the total Crime Index Offenses.

December recorded the highest number of Robberies with 103 offenses.

The total dollar value for Robbery offenses was \$602,983, an average of \$625 for each offense.

A total of 347 Robberies were cleared by arrest or exceptional clearance, a clearance rate of 35.9 percent. Adults were involved in 295 of the clearances.

There were 511 persons arrested for Robbery offenses; 461 of those arrested were males, 73 were under 18, and 372 were white.

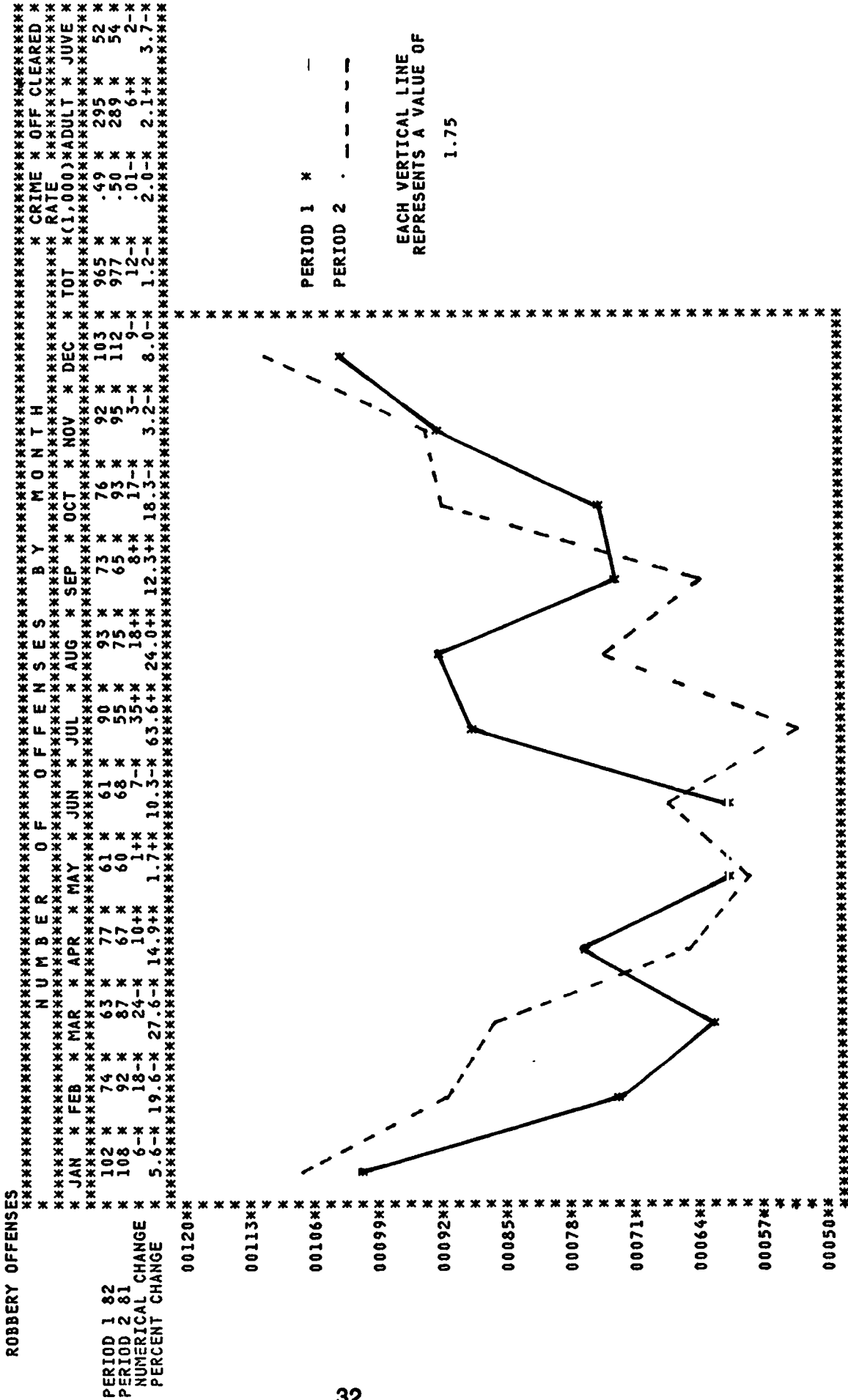
ROBBERY BY TYPE OF WEAPON

January — December 1982

Type of Weapon	Number of Offenses	Percent Distribution
Gun	298	29.9%
Knife/Sharp Instrument	116	12.0%
Other Dangerous Weapon	43	4.5%
Strong Arm—Hands, Fists, Feet, Etc.	517	53.6%

ROBBERY

January — December 1982, 1981



ROBBERY VALUES OF PROPERTY STOLEN

January - December 1982, 1981

CLASSIFICATION	PERCENT OF CHANGE	NUMBER OF OFFENSES	PERCENT OF DISTRIBUTION	TOTAL VALUES (DOLLARS)	AVERAGE VALUES (DOLLARS)
HIGHWAY	1982	471	48.81	\$99,094	\$210
	1981	405	41.45	\$109,474	\$270
	PERCENT OF CHANGE	16.30+	17.76+	9.48-	22.22-
COMMERCIAL HOUSE	1982	89	9.22	\$95,157	\$1,069
	1981	115	11.77	\$71,452	\$621
	PERCENT OF CHANGE	22.61-	21.67-	33.18+	72.14+
SERVICE STATION	1982	32	3.32	\$9,482	\$296
	1981	62	6.35	\$40,316	\$650
	PERCENT OF CHANGE	48.39-	47.72-	76.48-	54.46-
CHAIN STORE	1982	116	12.02	\$47,440	\$409
	1981	117	11.98	\$43,471	\$372
	PERCENT OF CHANGE	.85-	.33+	9.13+	9.95+
RESIDENCE	1982	126	13.06	\$78,020	\$619
	1981	119	12.18	\$95,485	\$802
	PERCENT OF CHANGE	5.88+	7.22+	18.29-	22.82-
BANK	1982	11	1.14	\$79,829	\$7,257
	1981	4	.41	\$41,000	\$10,250
	PERCENT OF CHANGE	175.00+	178.05+	94.70+	29.20-
MISCELLANEOUS	1982	120	12.44	\$193,961	\$1,616
	1981	155	15.86	\$82,405	\$532
	PERCENT OF CHANGE	22.58-	21.56-	135.38+	203.76+
TOTAL	1982	965	100.00	\$602,983	\$625
	1981	977	100.00	\$483,603	\$495
	PERCENT OF CHANGE	1.23-		24.69+	26.26+

FELONIOUS ASSAULT

Felonious Assault, as defined under the West Virginia Uniform Crime Reporting Program, is an attempt or offer with unlawful force or violence, to do serious physical injury to another. Attempts are included since it is not necessary that any injury result when a gun, knife, or other weapon is used which would result in serious physical injury if the crime were successfully completed.

The use or attempted use of a dangerous weapon in an assault or the serious injury inflicted by hands, fists, or feet separates this offense from those assaults categorized as "simple" and not felonious in nature.

The victim of an actual assault of this type may suffer serious injury or permanent disability and all assaults to kill and attempts to kill are recorded in this area. As with murder, the use of weapons to inflict these serious injuries make this offense a subject for analysis.

FELONIOUS ASSAULT SUMMARY

1982

A total of 2,018 Felonious Assault Offenses were reported for 1982.

Felonious Assaults comprised 59.6 percent of the total for the Violent Crime category and 4.2 percent of the total Crime Index Offenses.

August recorded the highest number of Felonious Assaults with 202 offenses.

There were 103.6 Felonious Assaults per 100,000 population in West Virginia.

A total of 1,525 Felonious Assaults were cleared by arrest or exceptional clearance, a clearance rate of 77.4 percent. Adults were involved in 1,383 of the clearances.

There were 978 persons arrested for Felonious Assault offenses; 891 of those arrested were males, 60 were under 18, and 837 were white.

FELONIOUS ASSAULT BY TYPE OF WEAPON

January — December 1982

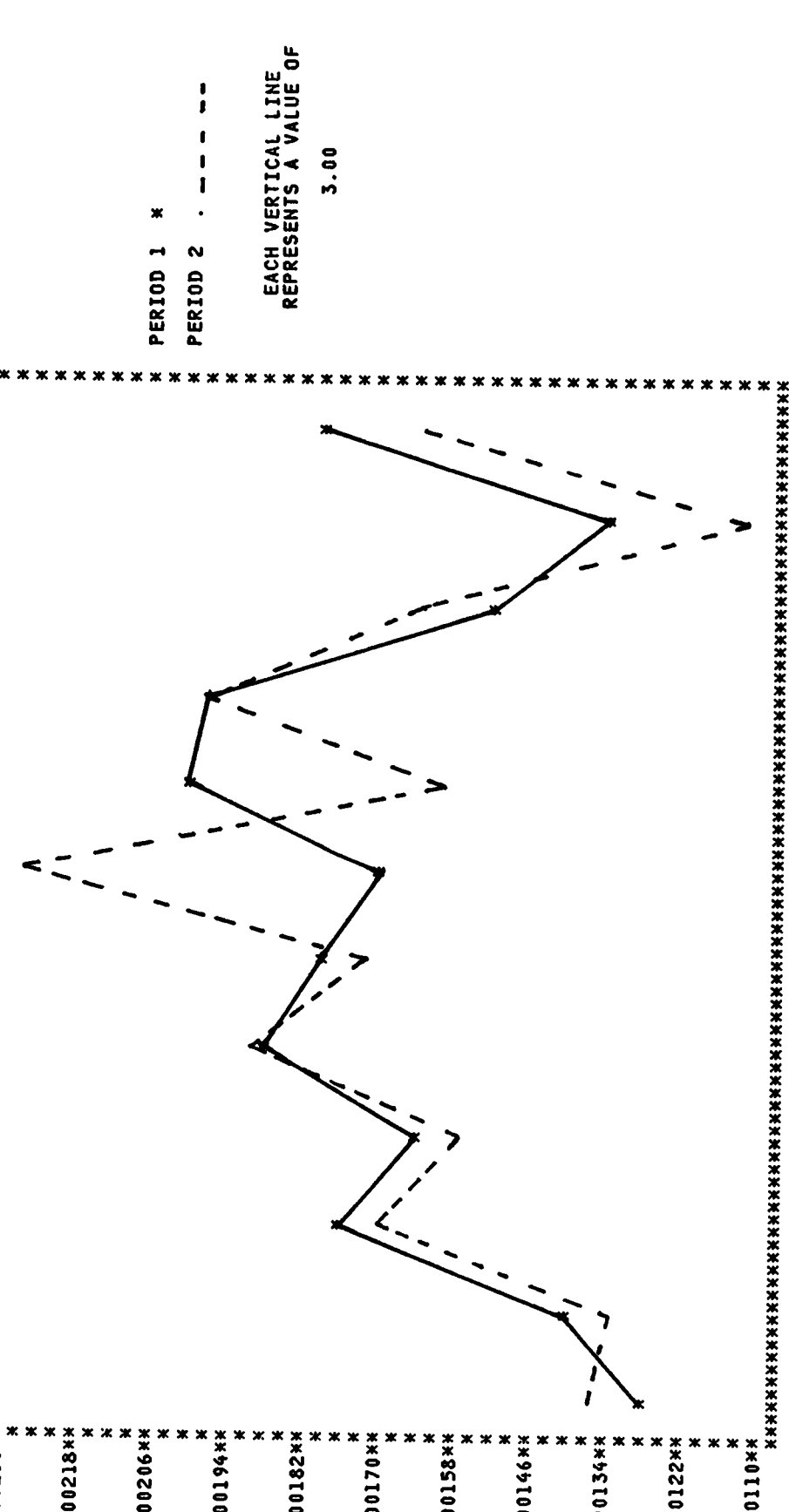
Type of Weapon	Number of Offenses	Percent Distribution
Gun	260	12.9%
Knife/Sharp Instrument	372	18.4%
Other Dangerous Weapon	341	16.9%
Hands, Fists, Feet, Etc.—Aggravated	1,045	51.8%

FELONIOUS ASSAULTS

January - December 1981

FELONIOUS ASSAULT OFFENSES (AGGRAVATED)

NUMBERS OF OFFENSES BY MONTH	
	MONTH
JAN	128
FEB	137
MAR	134
APR	178
MAY	164
JUN	189
JUL	172
AUG	202
SEP	197
OCT	152
NOV	135
DEC	180
TOT	1,994
ADULT	1,383
JUVE	611
PERCENT CHANGE	1.03
PERCENT CHANGE	1.02
PERCENT CHANGE	2.4
PERCENT CHANGE	1.2
PERCENT CHANGE	1.0
PERCENT CHANGE	2.1
PERCENT CHANGE	8.4



PERIOD 1 *

PERIOD 2 . - - - -

EACH VERTICAL LINE REPRESENTS A VALUE OF

3.00

BREAKING AND ENTERING

Under this Program, Breaking and Entering is defined as an unlawful entry or attempted forcible entry of any structure to commit a felony or larceny.

Data collection for this offense is further categorized as to forcible entries, unlawful entries where no force is used, and attempted entries.

As with other nonviolent crimes, the motive of personal gain coupled with the element of opportunity, results in the commission of this offense by both the amateur and the professional perpetrator. Only the absence of confrontation and the use of force separate this crime from Robbery of the violent crime group. However, detection during commission many times results in a confrontation of the victim by the perpetrator demonstrating why this offense is considered the most serious of the nonviolent crime group.

The volume of this offense presents the police with a serious enforcement problem made more difficult in many areas by the lack of sufficient personnel to act as a deterrent and to provide successful solutions of these crimes.

BREAKING AND ENTERING SUMMARY

1982

A total of 13,802 Breaking and Entering offenses were reported for 1982.

Breaking and Entering comprised 30.8 percent of the total for the Non-Violent Crime category and 28.6 percent of the total Crime Index Offenses.

December recorded the highest number of Breaking and Enterings with 1,316 offenses.

There were 708.5 Breaking and Enterings per 100,000 population in West Virginia.

Breaking and Enterings of residences accounted for 7,877 of the total offenses; 7,825 of the total offenses were at night.

The total dollar value for Breaking and Entering offenses was \$8,835,577, an average of \$640 for each offense.

A total of 2,831 Breaking and Enterings were cleared by arrest or exceptional clearance, a clearance rate of 20.5 percent. Adults were involved in 2,110 of the clearances.

There were 2,785 persons arrested for Breaking and Entering offenses; 2,665 of those arrested were males, 932 were under 18, and 2,489 were white.

BREAKING & ENTERING BY TYPE OF ENTRY

January — December 1982

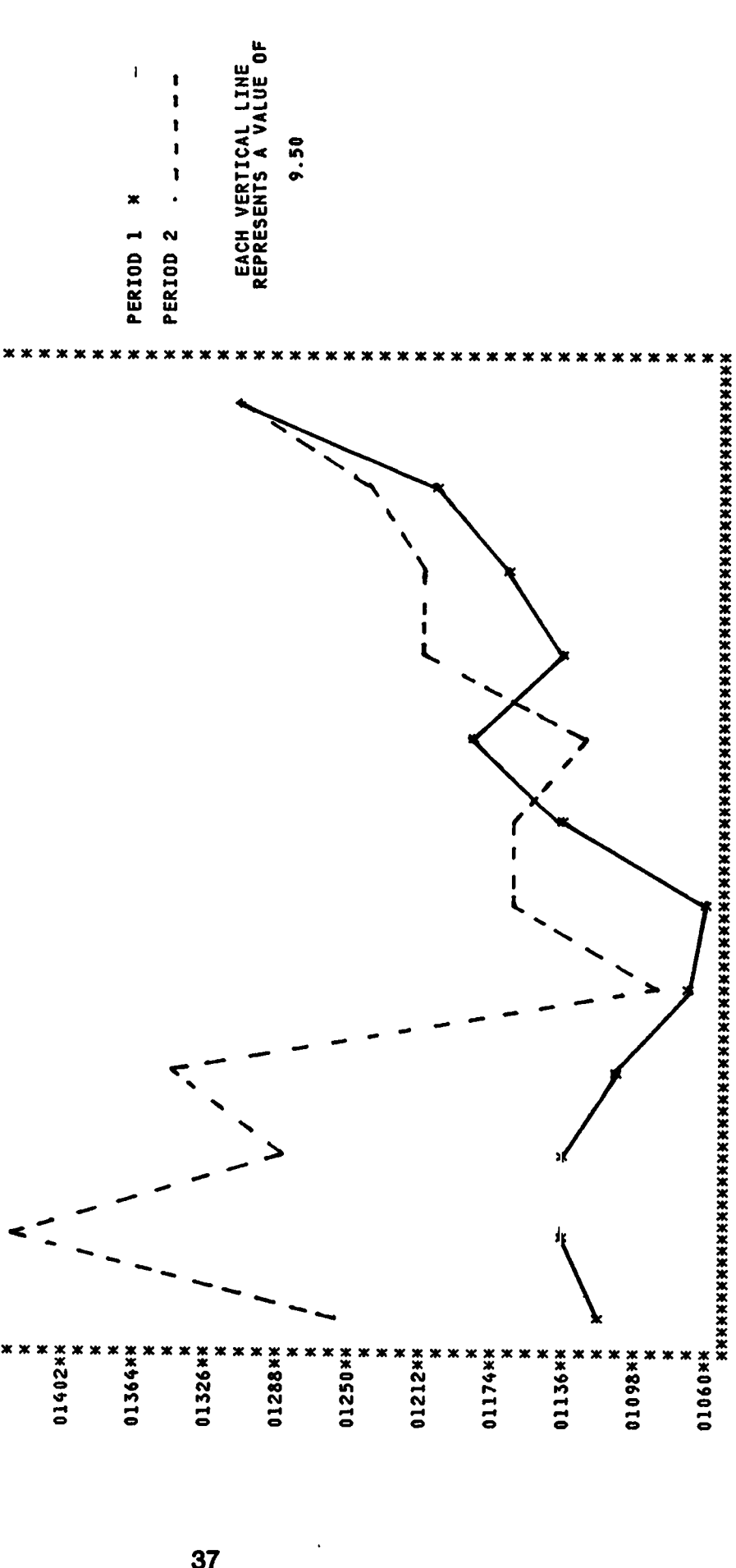
Type of Entry	Number of Offenses	Percent Distribution
Forcible Entry	10,779	78.1%
Unlawful Entry — No Force	2,201	15.9%
Attempted Forcible Entry	822	6.0%

BREAKING AND ENTERING

January - December 1982, 1981

BREAKING AND ENTERING OFFENSES

PERIOD 1 82		PERIOD 2 81		NUMERICAL CHANGE		PERCENT CHANGE																	
JAN	1121	FEB	1136	MAR	1137	APR	1108	MAY	1072	JUN	1060	JUL	1144	AUG	1186	SEP	1144	OCT	1172	NOV	1206	DEC	1316
1436	1292	1352	1436	1292	1352	244	155	18.0	12.0	9.5	2.0	4.7	5.6	4.0	3.3	4.0	3.3	4.0	3.3				
300	145	155	300	155	300	20	111	23	111	23	111	53	68	68	49	68	49	68	49				
11.5	20.9	12.0	11.5	12.0	11.5	1.8	11.5	1.8	11.5	1.8	11.5	4.7	5.6	4.0	3.3	4.0	3.3	4.0	3.3				



BREAKING & ENTERING

Value of Property Stolen

January - December 1982, 1981

CLASSIFICATION	PERCENT OF CHANGE	NUMBER OF OFFENSES	DISTRIBUTION OF PERCENT	TOTAL VALUES (DOLLARS)	AVERAGE VALUES (DOLLARS)
RESIDENCE					
	1982	7,877	57.07	\$4,991,971	\$634
	1981	8,679	58.23	\$7,491,953	\$863
	PERCENT OF CHANGE	9.24-	1.99-	33.37-	26.54-
NIGHT					
	1982	3,636	26.34	\$2,311,137	\$636
	1981	3,890	26.10	\$3,936,817	\$1,012
	PERCENT OF CHANGE	6.53-	.92+	41.29-	37.15-
DAY					
	1982	1,849	13.40	\$1,195,020	\$646
	1981	2,207	14.81	\$1,667,520	\$756
	PERCENT OF CHANGE	16.22-	9.52-	28.34-	14.55-
UNKNOWN					
	1982	2,392	17.33	\$1,485,814	\$621
	1981	2,582	17.32	\$1,887,616	\$731
	PERCENT OF CHANGE	7.36-	.06+	21.29-	15.05-
NONRESIDENCE					
	1982	5,925	42.93	\$3,843,606	\$649
	1981	6,226	41.77	\$3,926,365	\$631
	PERCENT OF CHANGE	4.83-	2.78+	2.11-	2.85+
NIGHT					
	1982	4,189	30.35	\$2,673,858	\$638
	1981	4,456	29.90	\$2,835,683	\$636
	PERCENT OF CHANGE	5.99-	1.51+	5.71-	.31+
DAY					
	1982	333	2.41	\$212,534	\$638
	1981	347	2.33	\$201,665	\$581
	PERCENT OF CHANGE	4.03-	3.43+	5.39+	9.81+
UNKNOWN					
	1982	1,403	10.17	\$957,214	\$682
	1981	1,423	9.55	\$889,017	\$625
	PERCENT OF CHANGE	1.41-	6.49+	7.67+	9.12+
TOTAL					
	1982	13,802	100.00	\$8,835,577	\$640
	1981	14,905	100.00	\$11,418,318	\$766
	PERCENT OF CHANGE	7.40-		22.62-	16.45-

LARCENY-THEFT

Larceny-Theft is the unlawful taking or stealing of articles of value without the use of force, violence, or fraud. It includes crimes such as shoplifting, pocket-picking, purse-snatching, thefts from autos, and the theft of auto parts and accessories. Motor Vehicle Theft is excluded from this category for crime reporting purposes, inasmuch as it is a separate Crime Index Offense.

Larceny offenses cleared by police arrest are dramatically affected by the nature of the crime. As with other Non-Violent Crimes, opportunity and stealth, working in favor of the perpetrator and against police detection, reduce solutions for this offense.

As with other offenses against property, Larceny is primarily a crime of opportunity. Types of Larcenies will differ in volume depending upon the opportunity for theft offered in a given area.

When average value is applied to the reported crimes in this category, the dollar loss to victims was \$307. It is true that a portion of goods stolen was recovered and returned to the victims, but the relatively low percentage of crimes cleared by arrest, and the lack of specific identification characteristics on such property indicates these recoveries will not materially reduce the overall loss. In addition, many offenses in this category, particularly where the value of goods stolen is small, never come to police attention.

LARCENY-THEFT SUMMARY

1982

A total of 27,503 Larceny-Theft offenses were reported for 1982.

Larceny-Theft comprised 61.3 percent of the total for the Non-Violent Crime category and 57.0 percent of the total Crime Index Offenses.

June recorded the highest number of Larceny-Thefts with 2,627 offenses.

There were 1,411.9 Larceny-Thefts per 100,000 population in West Virginia.

Larceny-Thefts from automobiles accounted for 6,013 of the total offenses.

The total dollar value for Larceny-Theft offenses was \$8,439,945, an average of \$307 for each offense; of the total offenses, 10,267 were \$50 to \$200 in value.

A total of 6,082 Larceny-Thefts were cleared by arrest or exceptional clearance, a clearance rate of 22.1 percent. Adults were involved in 5,122 of the clearances.

There were 6,279 persons arrested for Larceny-Theft offenses; 4,697 of those arrested were males, 1,229 were under 18, and 5,533 were white.

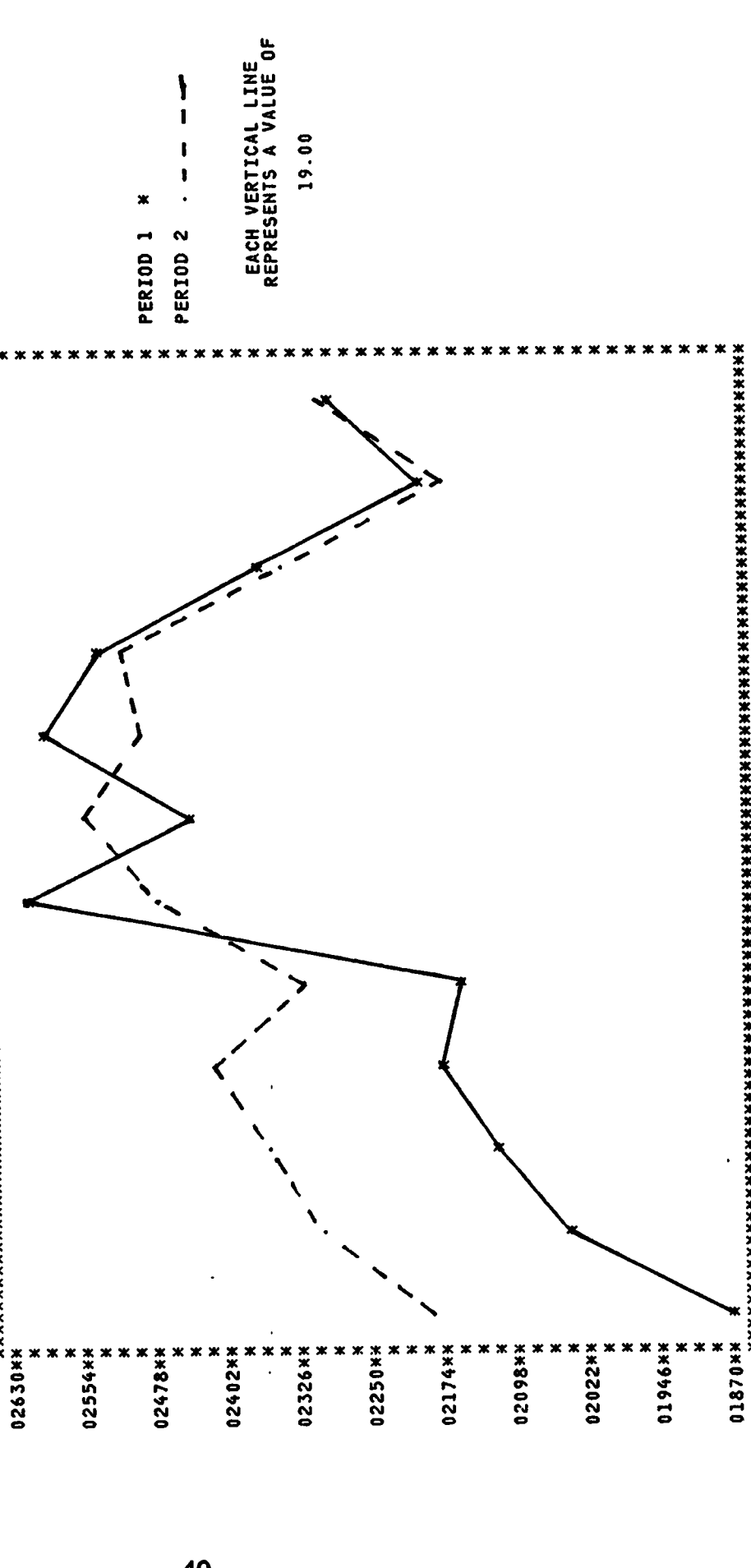
LARCENY - THEFT

January - December 1982, 1981

LARCENY THEFT OFFENSES

***** NUMBER OF OFFENSES BY MONTH *****

	JAN	FEB	MAR	APR	MAY	JUN	JUL	AUG	SEP	OCT	NOV	DEC	TOT	CRIME RATE	OFF CLEARED
PERIOD 1 82	1872	2058	2125	2190	2160	2627	2442	2607	2543	2372	2205	2302	27503	14.03	5122
PERIOD 2 81	2195	2312	2380	2423	2335	2490	2563	2509	2520	2353	2192	2315	28587	14.58	4881
NUMERICAL CHANGE	323	254	255	233	175	137	121	98	23	19	13	15	1084	.55	241
PERCENT CHANGE	14.7	11.0	10.7	9.6	7.5	5.5	4.7	3.9	.9	.8	.6	.6	3.8	3.8	4.9



PERIOD 1 *

PERIOD 2

EACH VERTICAL LINE REPRESENTS A VALUE OF

19.00

LARCENY - THEFT

Value of Property Stolen

January - December 1982, 1981

CLASSIFICATION	PERCENT OF CHANGE	NUMBER OF OFFENSES	PERCENT OF DISTRIBUTION	TOTAL VALUES (DOLLARS)	AVERAGE VALUES (DOLLARS)
POCKET-PICKETING	1982	177	.64	\$38,623	\$218
	1981	164	.57	\$39,955	\$244
	PERCENT OF CHANGE	7.93+	12.28+	3.33-	10.66-
PURSE-SNATCHING	1982	270	.98	\$49,613	\$184
	1981	287	1.00	\$41,457	\$144
	PERCENT OF CHANGE	5.92-	2.00-	19.67+	27.78+
CARGO THEFTS	1982	170	.62	\$372,252	\$2,190
	1981	165	.58	\$241,034	\$1,461
	PERCENT OF CHANGE	3.03+	6.90+	54.44+	49.90+
SHOPLIFTING	1982	3,577	13.01	\$156,968	\$44
	1981	3,230	11.30	\$178,866	\$55
	PERCENT OF CHANGE	10.74+	15.13+	12.24-	20.00-
FROM AUTOS	1982	6,013	21.86	\$2,056,864	\$342
	1981	6,998	24.48	\$1,907,793	\$273
	PERCENT OF CHANGE	14.08-	10.70-	7.81+	25.27+
AUTO PARTS AND ACCESSORIES	1982	4,772	17.35	\$907,126	\$190
	1981	4,799	16.79	\$852,626	\$173
	PERCENT OF CHANGE	.56-	3.34+	8.95+	9.83+
BICYCLES	1982	2,447	8.90	\$292,515	\$120
	1981	2,456	8.59	\$348,532	\$142
	PERCENT OF CHANGE	.37-	3.61+	16.07-	15.49-
FROM BUILDINGS	1982	4,220	15.34	\$1,948,360	\$462
	1981	4,658	16.29	\$3,791,505	\$814
	PERCENT OF CHANGE	9.40-	5.83-	48.61-	43.24-
COIN OPERATED MACHINES	1982	308	1.12	\$42,672	\$139
	1981	256	.90	\$61,003	\$238
	PERCENT OF CHANGE	20.31+	24.44+	30.05-	41.60-
LIVE STOCK	1982	112	.41	\$88,872	\$794
	1981	135	.47	\$70,040	\$519
	PERCENT OF CHANGE	17.04-	12.77-	26.89+	52.99+
ALL OTHER	1982	5,437	19.77	\$2,486,080	\$457
	1981	5,439	19.03	\$3,761,304	\$692
	PERCENT OF CHANGE	.04-	3.89+	33.90-	33.96-
TOTAL	1982	27,503	100.00	\$8,439,945	\$307
	1981	28,587	100.00	\$11,274,115	\$394
	PERCENT OF CHANGE	3.79-		25.14-	22.08-

MOTOR VEHICLE THEFT

In Uniform Crime Reporting, Motor Vehicle Theft includes all thefts of a motor vehicle. This includes all vehicles which can be registered as a motor vehicle in this State. This definition excludes taking a motor vehicle for temporary use, such as family situation or unauthorized use by others having lawful access to the vehicle, such as chauffeurs, etc.

The crime of Motor Vehicle Theft has been labeled primarily as a crime of opportunity. The youthful offender finds the motor vehicle easily accessible for transportation for any purpose. The remaining thefts are mainly for the purpose of resale, theft of parts, and for use in committing other crimes.

MOTOR VEHICLE THEFT SUMMARY

1982

A total of 3,539 Motor Vehicle Theft offenses were reported for 1982.

Motor Vehicle Theft comprised 7.9 percent of the total for the Non-Violent Crime category and 7.3 percent of the total Crime Index Offenses.

August recorded the highest number of Motor Vehicle Thefts with 327 offenses.

There were 181.7 Motor Vehicle Thefts per 100,000 population in West Virginia.

The total dollar value for Motor Vehicle Theft offenses was \$15,278,620, an average of \$4,317 for each offense.

A total of 929 Motor Vehicle Thefts were cleared by arrest or exceptional clearance, a clearance rate of 26.2 percent. Adults were involved in 769 of the clearances.

There were 580 persons arrested for Motor Vehicle Theft offenses; 545 of those arrested were males, 203 were under 18, and 558 were white.

MOTOR VEHICLE THEFT BY TYPE OF MOTOR VEHICLE

January — December 1982

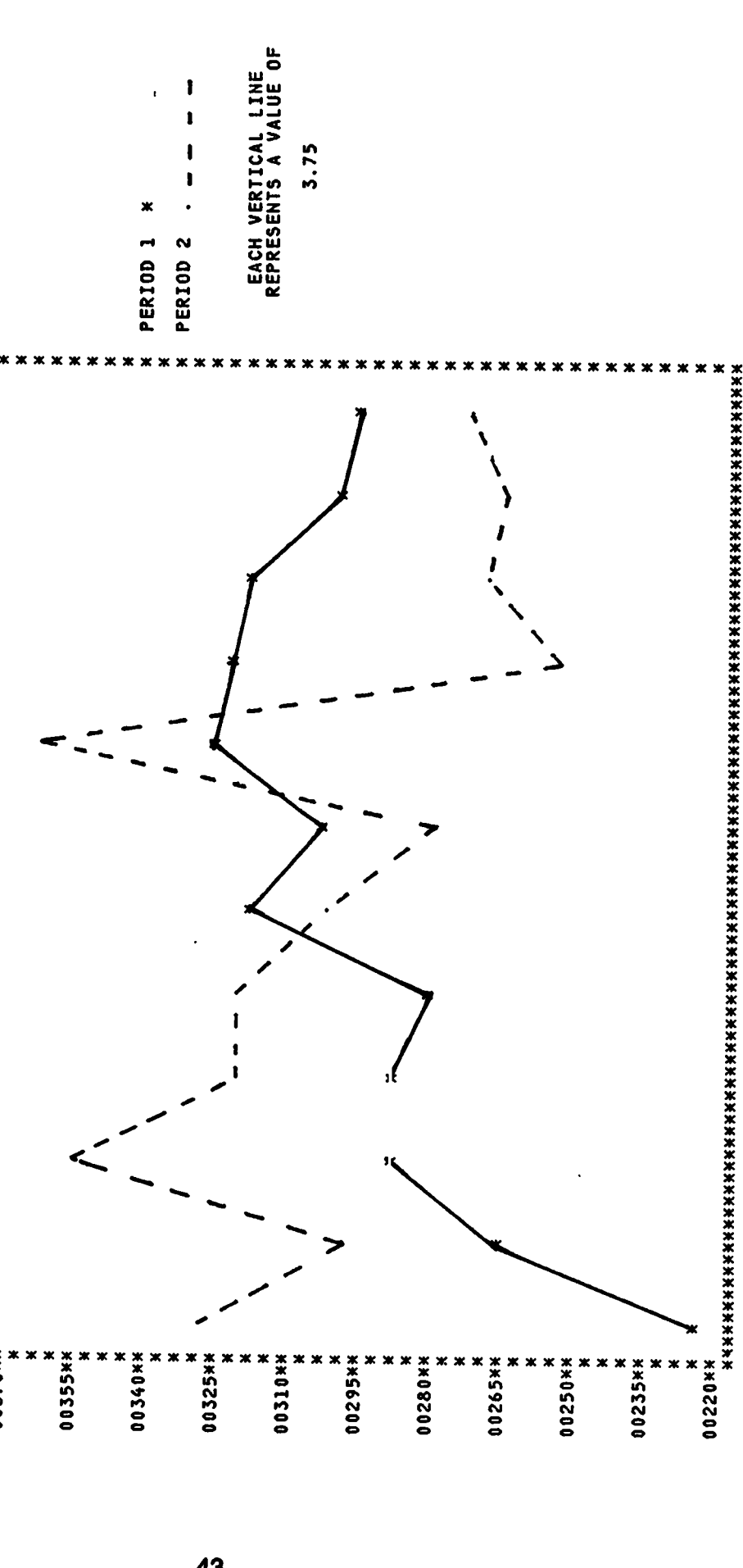
Type of Motor Vehicle	Number of Offenses	Percent Distribution
Autos	2,115	59.8%
Trucks and Buses	947	26.7%
Other Vehicles	477	13.5%

MOTOR VEHICLE THEFT

January - December 1982, 1981

MOTOR VEHICLE THEFT OFFENSES

PERIOD	1 82	2 81	NUMERICAL CHANGE	PERCENT CHANGE	NUMBER OF OFFENSES	BY MONTH	TOT	ADULT	JUVE	CRIME RATE	OFF CLEARED
JAN	226	301	36	12.0	319	304	327	322	318	298	298
FEB	265	288	23	8.7	319	304	327	322	318	298	298
MAR	356	356	0	0.0	306	280	365	254	272	276	276
APR	106	68	38	35.0	13	24	38	68	46	22	22
MAY	12.0	19.1	7.1	59.5	4.2	8.6	10.4	26.8	16.9	8.0	8.0
JUN	288	288	0	0.0	319	304	327	322	318	298	298
JUL	301	301	0	0.0	319	304	327	322	318	298	298
AUG	301	301	0	0.0	319	304	327	322	318	298	298
SEP	301	301	0	0.0	319	304	327	322	318	298	298
OCT	301	301	0	0.0	319	304	327	322	318	298	298
NOV	301	301	0	0.0	319	304	327	322	318	298	298
DEC	301	301	0	0.0	319	304	327	322	318	298	298
TOT	301	301	0	0.0	319	304	327	322	318	298	298
ADULT	301	301	0	0.0	319	304	327	322	318	298	298
JUVE	301	301	0	0.0	319	304	327	322	318	298	298
CRIME RATE	301	301	0	0.0	319	304	327	322	318	298	298
OFF CLEARED	301	301	0	0.0	319	304	327	322	318	298	298



WEST VIRGINIA ARREST DATA

WEST VIRGINIA ARREST INFORMATION

The West Virginia Crime Reporting Program requires the monthly reporting of data concerning persons arrested in the state. A record of total arrest activity for criminal acts in both Part I and Part II crime classes is received from 367 county, state and municipal law enforcement agencies and is analyzed and arranged according to age, sex, race and ethnic origin of persons arrested. Traffic arrests, except Driving While Intoxicated, are not reported. A total of 80,569 arrests for Part I and Part II criminal offenses were reported during 1982. This was a decrease of 10,108 arrests over the 1981 figure of 90,677. Based on 1982 population estimates, there was a statewide arrest rate of 4,136.0 arrests per 100,000 persons in West Virginia. The arrest rate in 1981 was 4,647.7.

Since 1978, the number of persons arrested for Part I and Part II offenses has increased 4.2 percent while the arrest rate has increased 0.3 percent.

A person is counted on the monthly arrest report each time he or she is arrested or summoned. It should be kept in mind that the volume of arrests may vary from time to time due to the differences in local arrest procedures and policies. It should be noted that a person may be arrested several times during a given month for the same or different offenses. This occurs frequently for such crimes as drunkenness, disorderly conduct and similar offenses. A juvenile is counted as "arrested" when the circumstances are such that if he or she were an adult, an arrest would be counted or when police or other official action beyond a mere interview, warning or admonishment is taken.

These arrest figures do not indicate the actual number of individual persons arrested or summoned since, as has been pointed out, one person may be arrested several times during the month. However, arrest information is useful in measuring the extent of law enforcement activity in a given geographical area as well as providing an index for measuring the involvement in criminal acts by the age, sex, race and ethnic origin of the perpetrators.

Of all reported arrests for 1982, 14.2 percent were for Part I Offenses (Murder, Forcible Rape, Robbery, Felonious Assault, Breaking and Entering, Larceny - Theft and Motor Vehicle Theft). Analysis of Part I arrests indicates that Larceny, as in past years, comprised the highest percentage of all arrests for Part I crimes with 54.8 percent. The "drunkenness" category continues to record the highest percent of arrests for Part II Offenses. In 1982, this offense accounted for 39.0 percent of all reported arrests for Part II crimes.

Juveniles were involved in 7.5 percent of the arrests in 1982 compared to 7.7 in 1981. This marked a decrease of 0.2 percent of juvenile participation in criminal acts. Female arrests amounted to 14.2 percent of the total compared to 12.0 in 1981. Since 1978 female participation has decreased 3.1 percent in Part I Offenses, and increased 3.5 percent for total Part I and Part II Offenses.

Arrests by race show that 93.0 percent of the persons arrested were White while 7.0 were Negro. Hispanics comprised 0.1 percent of all persons arrested in 1982.

VIOLENT CRIME

Arrests for crimes of violence (Murder, Rape, Robbery and Felonious Assault) on a statewide basis accounted for 15.7 percent of all arrests for Part I and 2.2 percent of the total arrests for all offenses. A further evaluation indicates that arrests for Felonious Assault were the most frequent, representing 54.4 percent of the total arrests for violent crimes.

PROPERTY CRIME

Property crime arrests (Breaking and Entering, Larceny - Theft and Motor Vehicle Theft) comprised 84.2 percent of all arrests for Part I offenses and 12.0 percent of all arrests.

The highest percentage of property crime arrests, 65.1 percent, occurred in the Larceny-Theft category.

NARCOTIC DRUG LAW ARRESTS

Information concerning arrests for narcotic drug law arrests is collected and analyzed according to specific drug categories. During 1982, a total of 2,322 arrests were made for narcotic drug law violations, a increase of 103 arrests over 1981. Evaluation of data reported for 1982 discloses that 28.3, percent of all persons arrested for narcotic drug law violations were under 21 years of age. Moreover, 8.2 percent of those arrested were under 18 years of age. Analysis of individual drug categories showed that the highest percentage of arrests, 83.1 percent, involved marijuana. The lowest percentage of arrests occurred in the other dangerous non-narcotic drugs category, amounting to only 4.7 percent.

GAMBLING ARRESTS

Arrests for gambling offenses during 1982 amounted to 0.3 percent of all reported arrests for Part I and Part II offenses. Of those arrested for gambling, 86.0 percent were males. The highest percentage of arrests for gambling offenses, 16.2 percent, occurred in the 30-34 age categories. A total of 271 gambling arrests were reported during 1982, a increase of 108 from the 1981 figure.

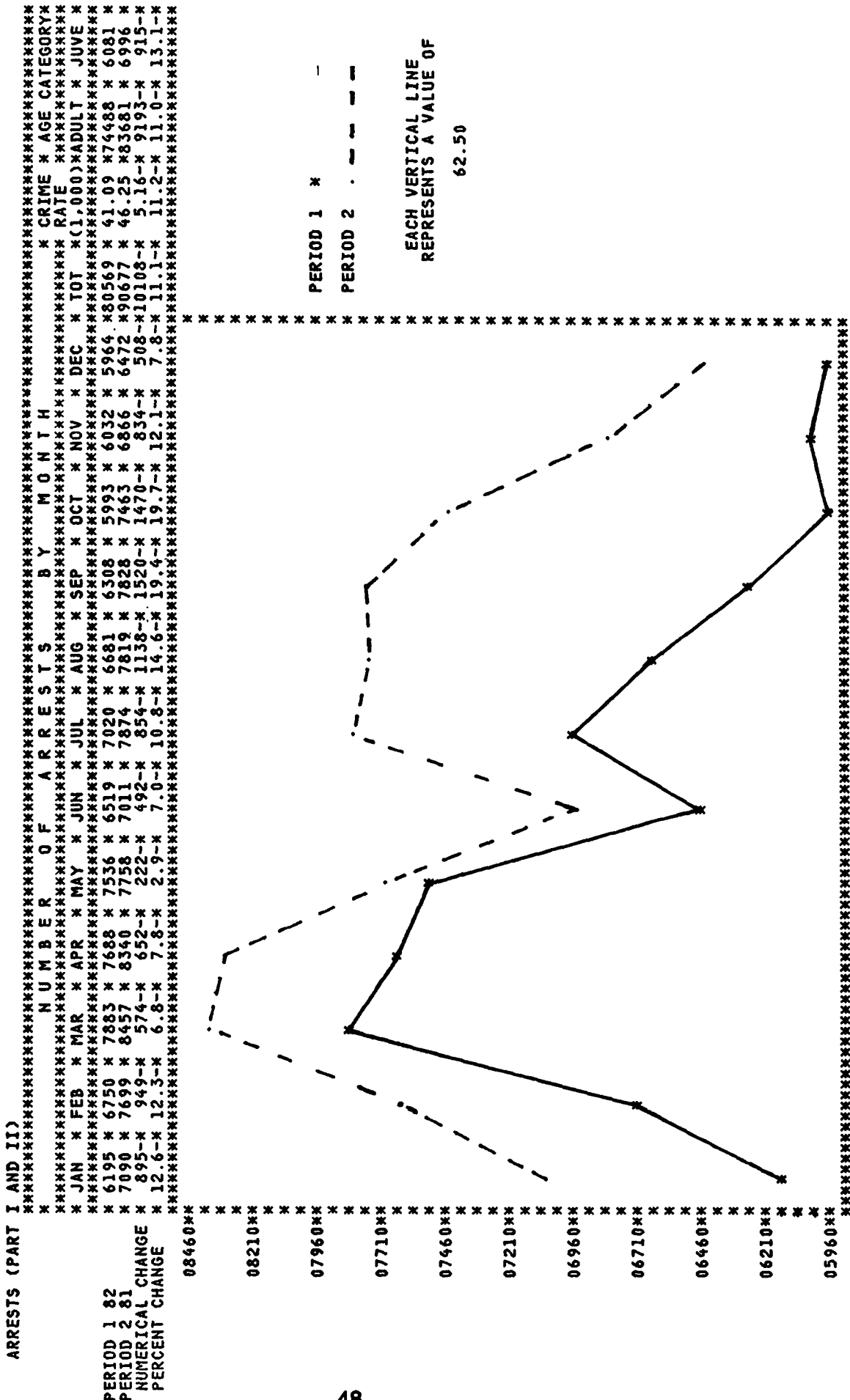
JUVENILE DISPOSITION DATA

Each police department must provide information regarding the disposition of juveniles arrested by that department. The following summary is provided.

Handled within Department and released	2,209
Referred to Juvenile Court or Probation Department	3,584
Referred to Welfare Agency	97
Referred to other Police Agency	56
Referred to Criminal or Adult Court	135
Total	<hr/> 6,081

ARRESTS - PART I AND PART II

January - December 1982, 1981



TOTAL WEST VIRGINIA ARRESTS

January - December 1982, 1981

ARREST CHARGE CLASSIFICATION	1982	1981	CRIME PER 1000	PERCENT DIST.	NUMBER OF ARREST	PERCENT DIST.	CRIME PER 1000
*MURDER	106	13	.05	.14	130	.14	.06
*MANSLAUGHTER	14	.02	.01	.02	21	.02	.01
*FORCIBLE RAPE	203	.25	.10	.20	182	.20	.09
*ROBBERY	511	.63	.26	.53	481	.53	.24
*FELONIOUS ASSAULT	978	1.21	.49	1.12	1,020	1.12	.52
*BREAKING AND ENTERING	2,785	3.46	1.42	3.47	3,148	3.47	1.60
*LARCENY-THEFT	6,279	7.79	3.20	6.54	5,929	6.54	3.02
*MOTOR VEHICLE THEFT	580	.72	.29	.77	700	.77	.35
* SUBTOTAL FOR PART I ARRESTS	11,456	14.22	5.84	12.80	11,611	12.80	5.92
*OTHER ASSAULTS	4,892	6.07	2.49	5.40	4,895	5.40	2.49
*ARSON	246	.31	.12	.20	185	.20	.09
*FORGERY AND COUNTERFEITING	662	.82	.33	.77	701	.77	.35
*FRAUD	4,993	6.20	2.54	4.47	4,049	4.47	2.06
*EMBEZZLEMENT	131	.16	.06	.06	57	.06	.02
*STOLEN PROPERTY: BUYING, REC., POSSESSION	608	.75	.31	.74	667	.74	.34
*VANDALISM	1,439	1.79	.73	1.61	1,462	1.61	.74
*WEAPONS: CARRYING, POSSESSION, ETC.	2,934	3.64	1.49	3.13	2,841	3.13	1.44
*PROSTITUTION AND COMMERCIALIZED VICE	101	.13	.05	.14	118	.14	.06
*SEX OFFENSES EXCEPT RAPE AND PROSTITUTION	279	.35	.14	.27	244	.27	.12
*NARCOTIC DRUG LAWS	2,322	2.88	1.18	2.45	2,219	2.45	1.13
*GAMBLING	271	.34	.13	.18	163	.18	.08
*OFFENSES AGAINST FAMILY AND CHILDREN	769	.95	.39	.82	743	.82	.37
*DRIVING UNDER THE INFLUENCE	6,661	8.27	3.39	7.94	7,196	7.94	3.66
*LIQUOR LAWS	519	.64	.26	.89	810	.89	.41
*DRUNKENNESS	26,959	33.46	13.74	41.05	37,221	41.05	18.98
*DISORDERLY CONDUCT	2,163	2.68	1.10	2.04	1,846	2.04	.94
*VAGRANCY	63	.08	.03	.06	53	.06	.02
*ALL OTHER EXCEPT TRAFFIC	12,505	15.52	6.37	14.37	13,026	14.37	6.64
*CURFEW AND LOITERING LAWS VIOLATIONS	216	.27	.11	.23	209	.23	.10
*RUNAWAYS	380	.47	.19	.40	361	.40	.18
* SUBTOTAL FOR PART II ARRESTS	69,113	85.78	35.24	87.20	79,066	87.20	40.32
* TOTAL FOR PART I AND PART II ARRESTS	80,569	100.00	41.09	100.00	90,677	100.00	46.24

TOTAL ARRESTS BY RACE AND ETHNIC ORIGIN

January - December 1982, 1981

ARREST CHARGE CLASSIFICATION	1982				1981			
	W	B	A	ISL	W	B	A	ISL
MURDER	84	22*	106*	111*	19*	11*	11*	130*
MANSLAUGHTER	14	2*	14*	21*	1*	1*	1*	21*
FORCIBLE RAPE	161	42*	202*	166*	16*	1*	1*	181*
ROBBERY	372	139*	505*	376*	105*	1*	1*	480*
FELONIOUS ASSAULT	837	141*	978*	876*	144*	3*	3*	1017*
BREAKING AND ENTERING	2489	296*	2784*	2909*	239*	11*	16*	3145*
LARCENY-THEFT	5533	740*	6276*	5225*	692*	11*	3*	5913*
MOTOR VEHICLE THEFT	558	21*	578*	639*	61*	1*	3*	697*
SUBTOTAL FOR PART I ARRESTS	10048	1401*	11443*	10323*	1276*	11*	27*	11584*
OTHER ASSAULTS	4333	555*	4892*	4309*	583*	1*	8*	4887*
ARSON	233	13*	246*	178*	7*	2*	2*	183*
FORGERY AND COUNTERFEITING	587	74*	4991*	3522*	527*	1*	1*	700*
FRAUD	4405	588*	131*	53*	4*	1*	1*	4049*
EMBEZZLEMENT	128	3*	608*	582*	85*	1*	1*	667*
STOLEN PROPERTY: BUYING, REC., POSSESSION	519	89*	1434*	1330*	131*	1*	1*	1461*
VANDALISM	1316	123*	2933*	2709*	131*	1*	7*	2834*
WEAPONS: CARRYING, POSSESSION, ETC.	2769	162*	101*	91*	26*	1*	1*	118*
PROSTITUTION AND COMMERCIALIZED VICE	87	33*	279*	220*	24*	1*	4*	244*
SEX OFFENSES EXCEPT RAPE AND PROSTITUTION	245	33*	2316*	2096*	122*	1*	1*	2215*
NARCOTIC DRUG LAWS	2179	139*	271*	152*	11*	1*	1*	163*
GAMBLING	246	25*	769*	666*	76*	1*	1*	743*
OFFENSES AGAINST FAMILY AND CHILDREN	710	59*	6654*	7018*	176*	1*	11*	7185*
DRIVING UNDER THE INFLUENCE	6489	169*	519*	776*	34*	1*	1*	810*
LIQUOR LAWS	492	27*	26932*	35838*	1375*	3*	5*	37164*
DRUNKENNESS	25995	961*	2159*	1700*	146*	3*	6*	1840*
DISORDERLY CONDUCT	1983	179*	63*	51*	2*	3*	1*	52*
VAGRANCY	62	1*	12500*	12110*	913*	3*	14*	13012*
ALL OTHER EXCEPT TRAFFIC	11522	975*	216*	202*	7*	3*	1*	209*
CURFEW AND LOITERING LAWS VIOLATIONS	200	16*	380*	356*	5*	1*	1*	360*
RUNAWAYS	364	16*	69056*	74542*	4503*	5*	113*	78953*
SUBTOTAL FOR PART II ARRESTS	64864	4221*	80499*	84865*	5779*	6*	140*	90537*
TOTAL FOR PART I AND PART II ARRESTS	74912	5622*	11443*	10323*	1276*	11*	27*	11584*

TOTAL ARRESTS BY SEX

January - December 1982, 1981

ARREST CHARGE CLASSIFICATION	1982		1981	
	MALE ARRESTS	PERCENT MALE	MALE ARRESTS	PERCENT MALE
*MURDER	85	80.19	21	19.81
*MANSLAUGHTER	12	85.71	2	14.29
*FORCIBLE RAPE	196	96.55	7	3.45
*ROBBERY	461	90.22	50	9.78
*FELONIOUS ASSAULT	891	91.10	87	8.90
*BREAKING AND ENTERING	2,665	95.69	120	4.31
*LARCENY-THEFT	4,697	74.80	1,582	25.20
*MOTOR VEHICLE THEFT	545	93.97	35	6.03
* SUBTOTAL FOR PART I ARRESTS	9,552	83.38	1,904	16.62
*OTHER ASSAULTS	4,237	86.61	655	13.39
*FORSY	212	86.18	34	13.82
*FROGORY AND COUNTERFEITING	422	63.75	240	36.25
*FRAUD	2,514	50.35	2,479	49.65
*EMBEZZLEMENT	96	73.28	35	26.72
*STOLEN PROPERTY: BUYING, REC., POSSESSION	545	89.64	63	10.36
*VANDALISM	1,311	91.10	128	8.90
*WEAPONS: CARRYING, POSSESSION, ETC.	2,820	96.11	114	3.89
*PROSTITUTION AND COMMERCIALIZED VICE	62	61.39	39	38.61
*SEX OFFENSES EXCEPT RAPE AND PROSTITUTION	269	96.42	10	3.58
*NARCOTIC DRUG LAWS	2,061	88.76	261	11.24
*GAMBLING	233	85.98	38	14.02
*OFFENSES AGAINST FAMILY AND CHILDREN	705	91.68	64	7.07
*DRIVING UNDER THE INFLUENCE	6,190	92.93	471	7.68
*LIQUOR LAWS	448	86.32	71	13.68
*DRUNKENNESS	25,246	93.65	1,713	6.35
*DISORDERLY CONDUCT	1,877	86.78	286	13.22
*VAGRANCY	41	65.08	22	34.92
*ALL OTHER EXCEPT TRAFFIC	9,906	79.22	2,599	20.78
*CURFEW AND LOITERING LAWS VIOLATIONS	151	69.91	65	30.09
*RUNAWAYS	155	40.79	225	59.21
* SUBTOTAL FOR PART II ARRESTS	59,501	86.09	9,612	13.91
* TOTAL FOR PART I AND PART II ARRESTS	69,053	85.71	11,516	14.29

ARRESTS BY AGE

Persons Under 18 Years of Age

January - December 1982, 1981

ARREST CHARGE CLASSIFICATION	UNDER	10	13	15	16	17	TOTAL	TOTAL	PERCENT
	10	12	14	16	18	19	JUVE	JUVE	CHANGE
	1982	1981	1982	1981	1982	1981	1982	1981	
MURDER	4	4	1	1	4	5	10	50.00	-
MANSLAUGHTER	1	1	1	1	1	3	66.67	-	
FORCIBLE RAPE	4	3	5	14	22	21	4.76	+	
ROBBERY	2	3	8	7	23	30	73	91	19.78
FELONIOUS ASSAULT	4	2	10	6	22	20	60	55	9.09
BREAKING AND ENTERING	16	65	194	179	200	278	932	1103	15.50
LARCENY THEFT	34	132	237	219	287	320	1229	1375	10.62
AUTO THEFT	3	41	39	64	56	203	280	27.50	-
*** SUBTOTAL FOR PART I ARRESTS ***	52	205	493	451	602	722	2525	2938	14.06
OTHER ASSAULTS	8	23	34	41	38	61	205	222	7.66
ARSON	1	11	9	5	19	18	63	28	125.00
FORGERY AND COUNTERFEITING	2	21	3	21	31	78	84	7.14	-
FRAUD	1	5	3	8	10	27	12	125.00	+
EMBEZZLEMENT	2	2	2	2	2	2	2	.00	-
STOLEN PROPERTY:BUYING,RECEIVING,POSSESS.	7	10	16	21	18	72	94	23.40	-
VANDALISM	14	20	67	41	36	75	253	402	37.06
WEAPONS:CARRYING,POSSESSION,ETC.	4	19	22	34	74	153	168	4.38	-
PROSTITUTION AND COMMERCIALIZED VICE	1	3	4	10	4	10	60.00	-	
SEX OFFENSES (EXCEPT F/RAPE,PROSTITUTION)	4	6	6	7	22	45	31	45.16	+
DRUG ABUSE VIOLATIONS	16	23	65	87	191	188	1.60	+	
GAMBLING	1	1	1	1	1	1	.00	-	
OFFENSES AGAINST FAMILY AND CHILDREN	1	1	1	1	2	4	6	33.33	-
DRIVING UNDER THE INFLUENCE	3	22	56	81	83	2.41	-		
LIQUOR LAWS	1	3	9	15	21	49	88	44.32	-
DRUNKENNESS	1	6	53	85	183	389	717	950	24.53
DISORDERLY	5	17	24	33	58	137	146	6.16	-
VAGRANCY	2	1	1	1	5	12	58.33	-	
ALL OTHER (EXCEPT TRAFFIC)	20	74	169	169	208	233	873	969	9.91
CURFEW AND LOITERING LAW VIOLATIONS	1	15	43	65	58	34	216	209	3.35
RUNAWAYS	7	29	107	96	80	61	380	361	5.26
*** SUBTOTAL FOR PART II ARRESTS ***	52	204	582	612	852	1254	3556	4058	12.37
*** TOTAL PART I,II ARRESTS ***	104	409	1075	1063	1454	1976	6081	6996	13.08

NARCOTIC DRUG LAW ARRESTS

Persons Under 18 Years of Age

January - December 1982, 1981

ARREST CHARGE CLASSIFICATION	UNDER	10	13	15	16	17	TOTAL	TOTAL	PERCENT
	10	12	14	16	18	19	JUVE	JUVE	CHANGE
	1982	1981	1982	1981	1982	1981	1982	1981	
OPIMUM,COCAINE AND THEIR DERIVATIVES	4	4	4	4	4	4	4	4	
MARIJUANA	3	3	6	18	26	53	30	76.67	+
SYNTHETIC NARCOTICS-MANUFACTURED	1	1	1	1	1	1	1	1	
OTHER DANGEROUS NON-NARCOTIC DRUGS	2	2	2	2	2	2	3	33.33	-
*** SALE AND MANUFACTURING SUBTOTAL ***	3	3	6	20	26	55	34	61.76	+
OPIMUM,COCAINE AND THEIR DERIVATIVES	4	4	4	4	4	4	4	4	
MARIJUANA	13	17	44	60	134	144	6.94	-	
SYNTHETIC NARCOTICS-MANUFACTURED	1	1	1	1	1	1	3	33.33	-
OTHER DANGEROUS NON-NARCOTIC DRUGS	2	2	2	2	2	2	7	1	
*** DRUG POSSESSION SUBTOTAL ***	13	17	45	61	136	154	11.69	+	
*** DRUG ABUSE VIOLATIONS TOTAL ***	16	23	65	87	191	188	1.60	+	

ARRESTS BY AGE

Persons Over 18 Years of Age

January - December 1982, 1981

18	19	20	21	22	23	24	25	30	35	40	45	50	55	60	65	TOTAL OVER 18	TOTAL ADULT	PERCENT CHANGE
																1982	1981	
2	2	3	6	3	5	3	24	20	13	2	4	3	3	3	5	101	120	15.83
1	1	1	3	1	1	1	1	2	1	2	1	1	1	1	1	13	18	27.78
8	19	10	14	6	8	11	35	25	26	3	7	7	1	1	1	181	161	12.42
36	46	38	44	42	27	19	85	50	24	8	9	3	5	2	1	438	390	12.31
27	49	45	45	47	44	61	206	139	92	66	35	24	14	13	11	918	965	4.87
258	259	206	167	137	113	95	324	115	90	27	20	23	5	12	2	1853	2045	9.39
429	441	384	347	306	230	231	875	517	363	244	175	163	122	107	114	5050	4554	10.89
48	39	34	22	17	26	30	77	25	22	12	11	4	8	2	1	377	420	10.24
808	856	720	648	559	454	451	1627	893	633	364	261	227	158	140	132	8931	8673	2.97
193	211	262	245	257	235	248	979	686	473	321	220	158	104	51	44	4687	4673	.30
14	28	9	3	7	14	8	41	14	17	8	6	4	9	1	1	183	157	16.56
32	28	45	42	43	48	35	116	74	29	50	17	13	9	2	1	584	617	5.35
73	93	115	166	166	249	275	895	936	810	559	344	110	87	72	16	4966	4037	23.01
2	4	2	6	4	9	10	23	10	42	11	2	1	2	1	1	129	55	134.55
41	55	45	31	30	22	35	112	63	31	20	23	11	6	8	3	536	573	6.46
95	89	77	80	82	66	80	264	136	93	53	24	21	9	5	12	1186	1060	11.89
106	132	133	124	112	111	134	543	443	297	215	127	118	74	57	55	2781	2681	3.73
5	2	4	9	7	4	7	17	18	13	1	4	1	4	1	1	97	108	10.19
12	10	18	13	18	15	12	40	33	13	15	7	15	8	4	1	234	213	9.86
112	198	156	199	161	176	196	554	206	96	39	12	16	8	2	2	2131	2031	4.92
4	2	4	6	2	10	23	44	28	29	29	26	20	19	24	24	270	162	66.67
9	18	21	16	30	33	35	167	154	114	94	37	19	5	5	8	765	737	3.80
225	240	293	290	303	301	342	1219	924	679	508	441	346	246	131	92	6580	7113	7.49
26	32	36	34	24	24	28	75	53	38	23	19	24	11	14	9	470	722	54.90
1163	1328	1354	1336	1264	1234	1178	4215	2994	2202	2030	1743	1517	1278	804	602	26242	36271	27.65
150	169	196	151	169	137	126	342	180	112	104	60	50	43	21	16	2026	1700	19.18
1	3	3	4	1	4	2	12	6	5	3	3	6	4	1	1	58	41	41.46
501	609	627	669	581	655	654	2168	1543	1215	920	551	446	233	143	117	11632	12057	3.52
276	3253	3398	3422	3265	3339	3415	11805	8517	6307	5003	3669	2902	2160	1338	1004	65557	75008	12.60
3568	4109	4118	4070	3824	3793	3866	13432	9410	6940	5367	3930	3129	2318	1478	1136	74488	83681	10.99

NARCOTIC DRUG LAW ARRESTS

Persons Over 18 Years of Age

January - December 1982, 1981

18	19	20	21	22	23	24	25	30	35	40	45	50	55	60	65	TOTAL OVER 18	TOTAL ADULT	PERCENT CHANGE
																1982	1981	
4	7	3	7	4	5	3	25	12	3	3	1	1	1	1	1	76	47	61.70
21	47	33	58	41	38	53	134	55	38	12	5	2	1	1	1	539	439	22.78
2	3	5	6	2	5	2	17	7	4	2	3	3	1	1	1	62	82	24.39
2	8	2	7	3	6	4	23	6	6	1	1	2	1	1	1	71	31	129.03
29	65	43	78	50	54	62	199	80	51	18	9	7	2	1	1	748	599	24.87
3	7	3	8	5	6	3	22	14	1	1	1	1	1	1	1	73	30	143.33
77	116	103	102	94	102	125	304	108	39	19	2	9	3	1	1	1204	1281	6.01
2	5	5	8	8	12	4	19	1	3	1	1	1	2	1	1	70	55	27.27
1	5	2	3	4	2	2	10	3	2	1	1	1	1	1	1	36	66	45.45
83	133	113	121	111	122	134	355	126	45	21	3	9	6	1	1	1383	1432	3.42
112	198	156	199	161	176	196	554	206	96	39	12	16	8	2	2	2131	2031	4.92

LAW ENFORCEMENT EMPLOYEE DATA

POLICE EMPLOYEE DATA 1982

The Uniform Crime Reporting Program in West Virginia incorporates the collection of pertinent data relating to the police of the state. Information regarding police employee strength, distributions, assaults against law enforcement officers and circumstances surrounding the killing of police officers are discussed in this section.

This information is submitted by county, municipal and state law enforcement agencies and compiled on an annual basis. Specific information concerning the number of law enforcement employees reflect the status as of October 31, 1982, and is limited to municipal, county and state law enforcement agencies currently reporting to the West Virginia UCR Program.

A total of 3,843 full-time law enforcement employees was reported by the agencies, of which 2,870 were sworn personnel. This is a rate of 1.9 employees for each 1,000 inhabitants of the state and a rate of 1.5 officers for each 1,000 inhabitants.

The determination of police strength for any given area or municipality should be a subject for serious consideration. Such consideration, however, should be based on the numerous factors which create the need for police services. Some of these factors, discussed elsewhere in this publication relate to size, density of population, geographic location, character, and proximity to metropolitan areas. The information in this section relates to reported police employee strength and should not be interpreted as recommended strength for any given municipality. Such determinations should be made after objectively evaluating the need for police services based on the above factors.

The personnel of each law enforcement agency differ as to the demands and responsibilities placed before them. Many police officers are fully occupied with clerical tasks and are not free to perform active police duties. This current upward trend in police agencies to perform clerical duties is in line with the thinking of many police administrators who recommend the use of civilians in this capacity, thus freeing the sworn personnel for actual police related service. There were 973 civilians included in the total full-time law enforcement employees for West Virginia.

Municipal police departments reported a total of 1,764 employees, of which 1,449 were sworn officers. This is a rate of 1.9 sworn officers for each 1,000 inhabitants (urban population only).

West Virginia's 55 county sheriffs departments reported a total of 1,136 employees, of which 775 were sworn officers. This is a rate of 0.7 sworn officers for each 1,000 inhabitants (rural population only).

In an attempt at comparisons of employment levels of individual sheriff's departments with other agencies, consideration must be given to certain functions that are particular to a sheriff's department. The functions of county sheriffs departments vary widely throughout the state. The operation of one sheriff's department may be limited exclusively to civil areas and the administration of the county jail, or they may be actively involved in criminal matters throughout the county. These functions are usually performed by sworn officers, thereby presenting a misleading picture of the actual enforcement strength of the department.

The Department of Natural Resources reported a total of 120 employees in their Law Enforcement Division, of which 111 were sworn officers. This is a rate of 0.1 sworn officers for each 1,000 inhabitants (rural population only).

The West Virginia State Police reported a total of 823 employees, of which 535 were sworn officers. This is a rate of 0.5 sworn officers for each 1,000 inhabitants (rural population only).

LAW ENFORCEMENT EMPLOYEE DATA 1982

AGENCY	POLICE			CIVILIAN			TOTAL
	MALE	FEMALE	TOTAL	MALE	FEMALE	TOTAL	
COUNTY SHERIFFS	711	64	775	164	197	361	1,136
CITY POLICE DEPARTMENTS	1,402	47	1,449	99	216	315	1,764
DEPARTMENT OF NATURAL RESOURCES	109	2	111	0	9	9	120
STATE POLICE	528	7	535	85	203	288	823
TOTAL NUMBER OF LAW ENFORCEMENT EMPLOYEES							3,843

LAW ENFORCEMENT OFFICERS KILLED AND ASSAULTED 1982

The killing of a police officer has an effect on society which reaches far beyond the overt act. Such occurrences constitute an immediate threat to the well being of the community and a serious breach of the internal security of the country. Today, a young man who considers a career in law enforcement must also consider the very strong possibility of being killed or assaulted by a member of the very same society he is sworn to protect. This deplorable situation should be a subject of serious public concern, for in truth, an attack on a police officer is an attack on society. The violence directed against law enforcement officers acting in the line of duty is clearly demonstrated by the following summary information:

In 1982, 1 law enforcement officer lost his life in the line of duty.

Captain George Myers of the Kenova Police Department was shot four (4) times and killed while answering a domestic call and attempting to make an arrest on May 15, 1982.

A total of 218 Assaults on Law Enforcement Officers were reported in 1982, of which 61, or 28.0 percent resulted in personal injury to the officer.

For every 1000 arrests, there were 2.7 Assaults, and for each 100 sworn officers there were 7.5 Assaults.

Personal weapons (hands, fists, feet, etc.) were used in 193 of the Assaults.

A total of 212 of the Assaults were cleared, a clearance rate of 97.2 percent.

POLICE OFFICERS ASSAULTED SUMMARY INFORMATION

JAN THRU DEC 82-81

January - December 1982, 1981

IDENTIFIER	POPULATION	INDEX PER 1000 POP	TOTAL	TYPE OF FIREARM	WEAPON INST	CUTTING INST	OTHER WEAPONS	HANDS FIST ETC	TIME OF ASSAULT AM	PM	INJURY	NO INJURY	ASSAULT CLEARED
WEST VIRGINIA TOTAL	82 1,948,000	.11	218	10	4	193	11	105	113	61	157	212	
CHANGE	81 1,951,000	.13	269	22	8	223	16	110	159	68	201	251	
CHANGE	81 3,000	.02	51	12	4	30	5	5	46	7	44	39	
RURAL	82 1,177,668	.02	30	5	0	20	5	8	22	14	16	29	
CHANGE	81 1,179,215	.02	29	2	2	23	2	9	20	18	11	27	
CHANGE	81 1,547	.00	1	3+	2-	3-	3+	1-	2+	4-	5+	2+	
SHERIFF'S	82		21	1	0	16	4	5	16	10	11	20	
CHANGE	81		20	1	2	15	2	7	13	12	8	18	
CHANGE	81		1	0	2-	1+	2+	2-	3+	2-	3+	2+	
STATE POLICE	82		9	4	0	4	1	3	6	4	5	9	
CHANGE	81		9	1	0	8	0	2	7	6	3	9	
CHANGE	81		0	3+	0	4-	1+	1+	1-	2-	2+	0	
MUNICIPAL	82 770,332	.24	188	5	4	173	6	97	91	47	141	183	
CHANGE	81 771,785	.30	240	20	6	200	14	101	139	50	190	224	
CHANGE	81 1,453	.06	52	15-	2-	27-	8-	4-	48-	3-	49-	41-	

ANALYSIS OF ASSAULTS ON LAW ENFORCEMENT OFFICERS, 1982

OFFICERS KILLED

Number of your law enforcement officers killed in the line of duty this month.

By felonious act 1
By accident or negligence _____

Officers Assaulted (Do not include officers killed) See UCR Guide Manual for complete instructions.

TYPE OF ACTIVITY	TYPE OF WEAPON						TYPE OF ASSIGNMENT						POLICE ASSAULT CLEAR (M)
	TOTAL ASSAULTS BY WEAPON (A)	FIREARM (B)	KNIFE OR OTHER CUTTING INSTRUMENT (C)	OTHER DANGEROUS WEAPON (D)	HANDS, FISTS, FEET, ETC. (E)	TWO-MAN VEHICLE (F)	ONE-MAN VEHICLE		DETECTIVE OR SPECIAL ASSIGN		OTHER		
							ALONE (G)	ASSISTED (H)	ALONE (I)	ASSISTED (J)	ALONE (K)	ASSISTED (L)	
1. RESPONDING TO "DISTURBANCE" CALLS (FAMILY QUARRELS, MAN WITH GUN, ETC)	43	2	4	2	35	24	9	6		2		2	4
2. BURGLARIES IN PROGRESS OR PURSUING BURGLARY SUSPECTS	3				3	1	1	1					
3. ROBBERIES IN PROGRESS OR PURSUING ROBBERY SUSPECTS	-	-	-	-	-	-	-	-	-	-	-	-	-
4. ATTEMPTING OTHER ARRESTS	81	3			78	16	21	28	3	4	3	6	7
5. CIVIL DISORDER (RIOT, MASS DISOBEDIENCE)	1				1	1							
6. HANDLING, TRANSPORTING, CUSTODY OF PRISONERS	23			1	22	11	3	1			5	3	2
7. INVESTIGATING SUSPICIOUS PERSONS OR CIRCUMSTANCES	11	1		2	8	6	4				1		1
8. AMBUSH-NO WARNING	1	1						1					
9. MENTALLY DERANGED	11	1		3	7	3	6	1			1		1
10. TRAFFIC PURSUITS AND STOPS	22			2	20	9	6	3	1	1		2	2
11. ALL OTHER	22	2		1	19	5	7	2			7	1	2
12. TOTAL (1-11)	218	10	4	11	193	76	58	42	4	7	17	14	21
13. NUMBER WITH PERSONAL INJURY	61	2	4	6	49								
14. NUMBER WITHOUT PERSONAL INJURY	157	8		5	144								
15. TIME OF ASSAULTS	AM	35	34	18	5	5	8						
	PM	8	11	12	15	33	34						
		12:01	2:00	4:00	6:00	8:00	10:00	12:00					

**WEST VIRGINIA
OFFENSE DATA
COUNTY-STATE-MUNICIPAL — DNR**

The computer generated output tables contained within this section were designed to facilitate quick reference of statistical crime information relative to the different reporting areas of the State of West Virginia. The data contained in each of the series of reports will be detailed on a page preceding each listing.

Each of the three reports are listed in county name sequence. Within each county, information is further detailed to show the activity experienced by reporting area, agency type and contributor. The general identifying descriptions which indicate the reporting areas are listed and defined as follows:

(Name) County Total—This line indicates the total activity of all reporting agencies within the indicated county. It may be expressed mathematically as:

County Total = Municipal + State Police + Sheriff + Department of Natural Resources
or
County Total = Municipal + Rural

Rural—This line indicates the total activity that was reported by rural law enforcement agencies within the indicated reporting area. It may be expressed mathematically as:

Rural = State + Sheriff + Department of Natural Resources

Sheriff—This line indicates the total activity reported by sheriff's offices within the indicated reporting area.

State Police—This line indicates the total activity reported by all State Police Detachments within the indicated reporting area. It may be expressed mathematically as:

State Police = State Police Detachment 1 + SPD2 + SPD3 +

Department of Natural Resources—For purposes of these computer generated reports, activity for the Department of Natural Resources is included with activity for the Sheriff's offices. A separate summary of DNR activity for each district appears in a later section of this report.

MUNICIPAL—This line indicates the total activity reported by all municipal law enforcement agencies within the indicated reporting area. It may be expressed mathematically as:

Municipal = Municipality 1 + M2 + M3 +

(City Name) Police Department—This line indicates the total activity reported by the individually specific police department.

For comparative purposes, each reporting agency or area identified on the report details the activity experienced for the calendar year of 1981 and 1980 respectively. Also, the numerical difference and the percent change between the two years has been calculated and displayed on separate lines. All amounts are signed with a plus (+) or minus (-) sign to indicate whether the quantity has increased or decreased from 1981 to 1982. An asterisk (*) appearing on the percent change line indicates that due to no activity being reported for either 1982 or 1981, calculation of percent change was impossible.

It should be noted that statistics gathered under the Uniform Crime Reporting Program are submitted by the law enforcement agencies of West Virginia and project a state-wide view of crime. Awareness of the presence of certain crime factors, which may influence the resulting volume and type of statistics presented, is necessary if fair and equitable conclusions are to be drawn. These crime influencing factors are present, to some degree, in every community and their presence affects, in varying degrees, the crime experience of that community. Attempts at comparison of crime figures between communities should not be made without first considering the individual factors present in each community.

CRIME INDEX REPORT

The tabulations in this section indicate the volume and distribution of crime in West Virginia on the basis of a crime rate.

The Uniform Crime Reporting Program utilizes eight crime classifications to establish a rate to measure the trend and distribution of crime. The number of actual offenses of murder, forcible rape, robbery, felonious assault, burglary, larceny and motor vehicle theft are reflected in this report. The number of actual offenses of manslaughter and assaults (not aggravated) are not index offenses, thus counts of these offenses are not considered in this report. Arson, the eighth Crime Index Offense, is examined in a separate section.

Each heading contained in this report is defined below.

Population—Estimated population of the indicated reporting area. This information, representative of the year 1982, was provided through the assistance of the Federal Bureau of Investigation and the United States Bureau of Census.

Total Offenses—This is the sum total of the seven Index Offenses.

Total Cleared—The sum total of the seven Index Offense cleared.

Percent Cleared—The percentage of Index Offenses cleared by arrest or exceptional clearance.

The mathematical formula may be expressed as follows:

$$\text{Percent Cleared} = \frac{\text{Total Index Offenses Cleared}}{\text{Total Actual Index Offenses Reported}} \times 100$$

Crime Rate—This is sometimes referred to as a victim risk rate and is representative of the number of Index Offenses per 1,000 population.

Example - A crime rate of 10.00 would imply that 10.00 persons of each 1,000 population were the victim of an Index Offense.

The mathematical formula for calculating the crime rate of any reporting area may be expressed as follows:

$$\text{Crime Rate} = \frac{1,000}{\text{Area Population}} = \text{Reciprocal}^* \times \text{Total Actual Offenses}$$

$$\text{Crime Rate} = \frac{\text{Total Actual Offenses}}{\text{Area Population}} \times 1,000$$

*Reciprocals developed to five (5) decimal places.

The remaining columns of the report indicate the number of actual Index Offenses reported by category.

A separate section is provided to summarize offense and arrest data for the Department of Natural Resources on a District basis. This section is provided because Department of Natural Resources data is included in the category of Sheriff on the proceeding computer printed pages.

IDENTIFIER	POPULATION	CRIME RATE	TOTAL OFFEN	TOTAL CLEARED	PERCENT CLEARED	MURDER	RAPE	ROBBERY	FEL ASLT	BREAK ENTER	LARCENY THEFT	M/V THEFT
WEST VIRGINIA TOTAL	1,948,000	24.59	48231	12023	24.92	103	301	965	2018	13802	27503	3539
NUMERICAL CHANGE	1,951,000	25.76	50528	12089	23.92	118	291	977	1994	14905	28587	3656
PERCENT CHANGE	3,000-	1.17-	2297-	66-	1.00+	15-	10+	12-	24+	1103-	1084-	117-
RURAL	1,177,668	13.97	16633	4698	28.24	75	146	219	881	6170	7413	1729
NUMERICAL CHANGE	1,179,215	13.86	16509	4565	27.65	78	143	201	772	6501	7178	1636
PERCENT CHANGE	1,547-	.11+	124+	133+	.59+	3-	3+	18+	109+	331-	235+	93+
SHERIFF'S	82	8168	2323	28.51	22	73	89	524	2868	3963	609	609
NUMERICAL CHANGE	81	7626	1878	24.62	27	55	83	451	2844	3600	566	566
PERCENT CHANGE	3.89+	3.89+	445+	5-	18+	6+	73+	24+	24+	363+	43+	43+
STATE POLICE	82	8485	2375	27.99	53	73	130	357	3302	3450	1120	1120
NUMERICAL CHANGE	81	8883	2687	30.24	51	88	118	321	3657	3578	1070	1070
PERCENT CHANGE	3.98-	3.12-	312-	2.25-	2+	15-	12+	36+	355-	128-	50+	50+
MUNICIPAL	770,332	40.76	31598	7325	23.18	28	155	746	1137	7632	20090	1810
NUMERICAL CHANGE	771,785	43.88	34019	7524	22.11	40	148	776	1222	8404	21409	2020
PERCENT CHANGE	1,453-	3.12-	2421-	199-	1.07+	12-	7+	30-	85-	772-	1319-	210-
BARBOUR CTY	16,771	14.12	237	63	26.58	1	3	5	15	100	100	13
NUMERICAL CHANGE	16,787	12.38	208	60	28.84	0	1	3	10	90	91	13
PERCENT CHANGE	16-	1.74+	29+	3+	2.26-	1+	2+	2+	5+	10+	9+	0
RURAL	11,499	12.78	147	28	19.04	1	3	5	9	74	44	11
NUMERICAL CHANGE	11,518	13.71	158	40	25.31	0	1	2	10	81	52	12
PERCENT CHANGE	19-	.93-	11-	12-	6.27-	1+	2+	3+	1-	7-	8-	1-
SHERIFF	82	56	6	10.71	1	0	3	1	1	27	21	3
NUMERICAL CHANGE	81	38	6	15.78	0	0	0	0	3	16	17	2
PERCENT CHANGE	47.4+	18+	0	5.07-	1+	0	3+	3+	2-	11+	4+	1+
STATE POLICE	82	91	22	24.17	0	3	2	8	47	47	23	8
NUMERICAL CHANGE	81	120	34	28.33	0	1	2	7	65	65	35	10
PERCENT CHANGE	29-	4.16-	12-	14.7-	0	2+	0	1+	18-	12-	12-	2-
MUNICIPAL	5,272	17.07	90	35	38.88	0	0	0	6	26	56	2
NUMERICAL CHANGE	5,279	9.47	50	20	40.00	0	0	1	0	9	39	1
PERCENT CHANGE	7-	7.60+	40+	15+	1.12-	0	0	1-	6+	17+	17+	1+
	.1-	80.3+	80.0+	75.0+	2.8-	0	*	*	*	188.9+	43.6+	100.0+

IDENTIFIER	POPULATION	CRIME RATE	TOTAL OFFEN	TOTAL CLEARED	PERCENT CLEARED	MURDER	RAPE	ROBBERY	FEL ASHLT	BREAK ENTER	LARCENY THEFT	M/V THEFT
BELINGTON PD	2,046	20.03	41	18	43.90	0	0	0	6	10	23	2
	2,049	5.36	11	6	54.54	0	0	0	0	3	8	0
		14.67+	30+	12+	10.64-	0	0	0	6+	7+	15+	2+
	.1-	273.7+	272.7+	200.0+	19.5-				*	233.3+	187.5+	*
PHILIPPI PD	3,226	15.18	49	17	34.69	0	0	0	0	16	33	0
	3,230	12.07	39	14	35.89	0	0	1	0	6	31	1
		3.11+	10+	3+	1.20-	0	0	1-	0	10+	2+	1-
	.1-	25.8+	25.6+	21.4+	3.3-			*		166.7+	6.5+	*
BERKELEY CITY TOTAL	47,264	34.36	1625	272	16.73	1	8	27	32	411	1029	117
	47,336	33.89	1605	325	20.24	2	4	33	29	657	790	90
		.47+	20+	53-	3.51-	1-	4+	6-	3+	246-	239+	27+
	.2-	1.4+	1.2+	16.3-	17.3-	50.0-	100.0+	18.2-	10.3+	37.4-	30.3+	30.0+
RURAL	34,072	22.56	769	100	13.00	1	3	12	22	274	402	55
	34,124	31.40	1072	155	14.45	0	0	16	25	498	486	47
		8.84-	303-	55-	1.45-	1+	3+	4-	3-	224-	84-	8+
	.2-	28.2-	28.3-	35.5-	10.0-	*	*	25.0-	12.0-	45.0-	17.3-	17.0+
SHERIFF	82		345	23	6.66	0	0	1	5	112	221	6
	81		584	48	8.21	0	0	2	13	212	342	15
			239-	25-	1.55-	0	0	1-	8-	100-	121-	9-
			40.9-	52.1-	18.9-			50.0-	61.5-	47.2-	35.4-	60.0-
STATE POLICE	82		424	77	18.16	1	3	11	17	162	181	49
	81		488	107	21.92	0	0	14	12	286	144	32
			64-	30-	3.76-	1+	3+	3-	5+	124-	37+	17+
			13.1-	28.0-	17.2-	*	*	21.4-	41.7+	43.4-	25.7+	53.1+
MUNICIPAL	82		856	172	20.09	0	5	15	10	137	627	62
	81		533	170	31.89	2	4	17	4	159	304	43
			24.55+	2+	11.80-	2-	1+	2-	6+	22-	323+	19+
			60.9+	60.6+	37.0-	*	25.0+	11.8-	150.0+	13.8-	106.3+	44.2+
MARTINSBURG PD	13,192	64.88	856	172	20.09	0	5	15	10	137	627	62
	13,212	40.33	533	170	31.89	2	4	17	4	159	304	43
		24.55+	323+	2+	11.80-	2-	1+	2-	6+	22-	323+	19+
	.2-	60.9+	60.6+	1.2+	37.0-	*	25.0+	11.8-	150.0+	13.8-	106.3+	44.2+
BOONE CITY TOTAL	30,505	11.60	354	47	13.27	2	1	4	18	119	153	57
	30,552	11.81	361	60	16.62	0	4	3	10	119	177	48
		.21-	7-	13-	3.35-	2+	3-	1+	8+	0	24-	9+
	.2-	1.8-	1.9-	21.7-	20.2-	*	75.0-	33.3+	80.0+	0	13.6-	18.8+
RURAL	25,828	10.91	282	42	14.89	2	1	3	17	104	107	48
	26,602	10.86	289	57	19.72	0	3	3	10	109	122	42
		.05+	7-	15-	4.83-	2+	2-	0	7+	5-	15-	6+
	2.9-	.5+	2.4-	26.3-	24.5-	*	66.7-	.0	70.0+	4.6-	12.3-	14.3+

IDENTIFIER	POPULATION	CRIME RATE	TOTAL OFFEN	TOTAL CLEARED	PERCENT CLEARED	MURDER	RAPE	ROBBERY	FEL ASHLT	BREAK ENTER	LARCENY THEFT	M/V THEFT
SHERIFF 82	157	0	0	0	.00	1	0	1	8	49	70	28
NUMERICAL CHANGE 81	144	3	3	2	2.08	0	1	1	5	49	66	22
PERCENT CHANGE	9.0+	3-	3-	2.08-	*	1+	1-	0	3+	0	4+	6+
STATE POLICE 82	125	42	42	33	33.60	1	1	2	9	55	37	20
NUMERICAL CHANGE 81	145	54	54	37	37.24	0	2	2	5	60	56	20
PERCENT CHANGE	20-	12-	12-	3.64-	1+	1+	1-	0	4+	5-	19-	0
	13.8-	22.2-	22.2-	9.8-	*	50.0-	0	0	80.0+	8.3-	33.9-	.0
MUNICIPAL 82	4,677	15.39	5	6	6.94	0	0	1	1	15	46	9
NUMERICAL CHANGE 81	3,950	18.22	72	3	4.16	0	1	0	0	10	55	6
PERCENT CHANGE	72+	2.83-	2+	2.78+	0	1-	1+	0	1+	5+	9-	3+
	18.4+	15.5-	66.7+	66.8+	*	0	0	0	0	50.0+	16.4-	50.0+
MADISON PD 82	3,238	16.67	54	0	.00	0	0	0	0	8	38	8
NUMERICAL CHANGE 81	3,243	20.35	66	0	.00	0	1	0	0	7	52	6
PERCENT CHANGE	5-	3.68-	12-	.00	0	1-	0	0	0	14.3+	26.9-	33.3+
	.2-	18.1-	18.2-			*						
WHITESVILLE PD 82	706	15.58	11	4	36.36	0	0	0	1	4	5	1
NUMERICAL CHANGE 81	707	8.48	6	3	50.00	0	0	0	0	3	3	0
PERCENT CHANGE	1-	7.10+	5+	1+	13.64-	0	0	0	1+	1+	2+	1+
	.1-	83.7+	83.3+	27.3-	*	0	0	0	0	33.3+	66.7+	*
DANVILLE PD 82	733	9.54	7	1	14.28	0	0	1	0	3	3	0
NUMERICAL CHANGE 81	0	.00	0	1	.00	0	0	0	0	0	0	0
PERCENT CHANGE	733+	9.54+	7+	1+	14.28+	0	0	0	0	3+	3+	0
	.0	.0	*	*	*	*	*	*	*	*	*	*
BRAXTON CITY TOTAL	14,004	7.28	102	36	35.29	3	0	1	5	40	38	15
NUMERICAL CHANGE 81	14,025	5.20	73	35	47.94	0	0	1	4	24	38	6
PERCENT CHANGE	21-	2.08+	29+	1+	12.65-	3+	0	0	1+	16+	0	9+
	.1-	40.0+	39.7+	2.9+	26.4-	*	0	0	25.0+	66.7+	.0	150.0+
						*						
RURAL	11,044	7.69	85	30	35.29	3	0	1	5	28	35	13
NUMERICAL CHANGE 81	11,060	5.42	60	29	48.33	0	0	0	1	20	34	5
PERCENT CHANGE	16-	2.27+	25+	1+	13.04-	3+	0	0	1+	8+	1+	8+
	.1-	41.9+	41.7+	3.4+	27.0-	*	0	0	0	40.0+	2.9+	160.0+
SHERIFF	45	12	12	26	66	1	0	1	1	20	14	8
NUMERICAL CHANGE 81	0	0	0	0	.00	0	0	0	0	0	0	0
PERCENT CHANGE	45+	12+	12+	26.66+	*	1+	0	0	0	20+	14+	8+
	*	*	*	*	*	*	*	*	*	*	*	*
STATE POLICE 82	40	18	18	45	00	2	0	0	4	8	21	5
NUMERICAL CHANGE 81	60	29	29	48	33	0	0	0	1	20	34	5
PERCENT CHANGE	20-	11-	11-	3.33-	2+	0	0	0	3+	12-	13-	0
	33.3-	37.9-	37.9-	6.9-	*	0	0	0	300.0+	60.0-	38.2-	.0

IDENTIFIER	POPULATION	CRIME RATE	TOTAL OFFEN	TOTAL CLEARED	PERCENT CLEARED	MURDER	RAPE	ROBBERY	FEL ASSSLT	BREAK ENTER	LARCENY THEFT	M/VY THEFT
WELLSBURG PD	4,007	33.19	133	15	11.27	1	0	3	1	24	96	8
	4,014	34.12	137	25	18.24	0	0	0	2	31	97	7
		7-	4-	10-	6.97-	1+	0	3+	1-	7-	1-	1+
	.2-	2.7-	2.9-	40.0-	38.2-	*	*	*	50.0-	22.6-	1.0-	14.3+
BETHANY PD	1,355	.00	0	0	.00	0	0	0	0	0	0	0
	1,369	.00	0	0	.00	0	0	0	0	0	0	0
	14-	.00	0	0	.00	0	0	0	0	0	0	0
	1.0-											
CABELL CITY	112,302	56.39	6337	2325	36.68	2	48	141	379	1564	3852	351
	112,474	63.77	7174	2255	31.43	13	40	147	383	1935	4282	374
	172-	7.38-	837-	70+	5.25+	11-	8+	6-	4-	371-	430-	23-
	.2-	11.6-	11.7-	3.1+	16.7+	84.6-	20.0+	4.1-	1.0-	19.2-	10.0-	6.1-
RURAL	40,970	34.37	1409	759	53.86	0	15	25	121	398	776	74
	41,035	31.49	1293	540	41.76	3	13	14	95	437	659	72
	65-	2.88+	116+	219+	12.10+	3-	2+	11+	26+	39-	117+	2+
	.2-	9.1+	9.0+	40.6+	29.0+	*	15.4+	78.6+	27.4+	8.9-	17.8+	2.8+
SHERIFF	82	1113	680	477	61.09	0	13	12	102	307	633	46
	81	1043	477	203+	45.73	1	11	12	82	342	557	38
		70+	203+	42.6+	15.36+	1-	2+	0	20+	35-	76+	8+
		6.7+	42.6+	33.6+	33.6+	*	18.2+	.0	24.4+	10.2-	13.6+	21.1+
STATE POLICE	82	296	79	63	26.68	0	2	13	19	91	143	28
	81	250	63	16+	25.20	2	2	11+	13	95	102	34
		46+	16+	5.9+	1.48+	2-	0	11+	6+	4-	41+	6-
		18.4+	25.4+	18.4+	5.9+	*	.0	550.0+	46.2+	4.2-	40.2+	17.6-
MUNICIPAL	71,332	69.04	4928	1566	31.77	2	33	116	258	1166	3076	277
	71,439	82.27	5881	1715	29.16	10	27	133	288	1498	3623	302
	107-	13.23-	953-	149-	2.61+	8-	6+	17-	30-	332-	547-	25-
	.1-	16.1-	16.2-	8.7-	9.0+	80.0-	22.2+	12.8-	10.4-	22.2-	15.1-	8.3-
BARBOURSVILLE PD	2,865	119.72	343	151	44.02	0	1	0	15	24	285	18
	2,870	86.06	247	64	25.91	0	0	2	11	29	193	11
		5-	96+	87+	18.11+	0	0	2-	4+	5-	92+	7+
	.2-	39.1+	38.9+	135.9+	69.9+	.0	.0	*	36.4+	17.2-	47.7+	63.6+
HUNTINGTON PD	64,194	67.02	4305	1367	31.75	2	32	116	234	1114	2552	255
	64,292	81.69	5254	1587	30.20	10	25	131	268	1397	3137	286
	98-	14.67-	949-	220-	1.55+	8-	7+	15-	34-	283-	585-	31-
	.2-	18.0-	18.1-	13.9-	5.1+	80.0-	28.0+	11.5-	12.7-	20.3-	18.6-	10.8-
MILTON PD	2,273	.00	0	0	.00	0	0	0	0	0	0	0
	2,277	21.08	48	11-	22.91-	0	0	0	1	5	41	1
		21.08-	48-	11-	22.91-	0	0	0	1-	5-	41-	*
	.2-	.0	*	*	*	*	*	*	*	*	*	*

IDENTIFIER

IDENTIFIER	POPULATION	CRIME RATE	TOTAL OFFEN	TOTAL CLEARED	PERCENT CLEARED	MURDER	RAPE	ROBBERY	FEL ASHLT	BREAK ENTER	LARCENY THEFT	M/V THEFT
MU SECURITY POLICE	2,000	140.00	280	48	17.14	0	0	0	9	28	239	4
NUMERICAL CHANGE	2,000	166.00	332	53	15.96	0	1	0	8	67	252	4
PERCENT CHANGE	.0	26.00-	52-	5-	1.18+	0	1-	0	1+	39-	13-	0
		15.7-	15.7-	9.4-	7.4+		*		12.5+	58.2-	5.2-	.0

 CALHOUN CTY TOTAL
 8,254 8.35 69 33 47.82 0 3 1 6 6 22 31 6
 8,267 7.98 66 27 40.90 1 0 0 3 3 24 29 9
 NUMERICAL CHANGE 13- 37+ 6.92+ 1- 3+ 2- 2+ 3-
 PERCENT CHANGE .2- 4.6+ 4.5+ 22.2+ 16.9+ * * 100.0+ 8.3- 6.9+ 33.3-

RURAL
 7,465 9.24 69 33 47.82 0 3 1 6 6 22 31 6
 7,477 8.69 65 27 41.53 1 0 0 3 3 24 28 9
 NUMERICAL CHANGE 12- 55+ 6.29+ 1- 3+ 2- 3+ 3-
 PERCENT CHANGE .2- 6.3+ 6.2+ 22.2+ 15.1+ * * 100.0+ 8.3- 10.7+ 33.3-

SHERIFF
 82
 81 NUMERICAL CHANGE
 PERCENT CHANGE

STATE POLICE 82
 81 NUMERICAL CHANGE
 PERCENT CHANGE

MUNICIPAL
 789 .00 0 0 .00 0 0 0 0 0 0 0 0
 790 1.26 1 0 .00 0 0 0 0 0 0 0 0
 NUMERICAL CHANGE 1-
 PERCENT CHANGE .1-

GRANTSVILLE PD
 82
 81 NUMERICAL CHANGE
 PERCENT CHANGE

CLAY CTY TOTAL
 11,321 16.60 188 52 27.65 2 3 2 21 21 87 60 13
 11,338 10.58 120 40 33.33 1 2 2 15 15 60 27 13
 NUMERICAL CHANGE 17- 6.02+ 68+ 12+ 5.68- 1+ 1+ 0 6+ 27+ 33+
 PERCENT CHANGE .1- 56.9+ 56.7+ 30.0+ 17.0- 100.0+ 50.0+ 40.0+ 45.0+ 122.2+

RURAL
 10,354 17.96 186 52 27.95 2 3 1 21 21 86 60 13
 10,370 11.57 120 40 33.33 1 2 2 15 15 60 27 13
 NUMERICAL CHANGE 16- 6.39+ 66+ 12+ 5.38- 1+ 1- 1- 6+ 26+ 33+
 PERCENT CHANGE .2- 55.2+ 55.0+ 30.0+ 16.1- 100.0+ 50.0+ 40.0+ 43.3+ 122.2+

SHERIFF
 82
 81 NUMERICAL CHANGE
 PERCENT CHANGE

IDENTIFIER	POPULATION	CRIME RATE	TOTAL OFFEN	TOTAL CLEARED	PERCENT CLEARED	MURDER	RAPE	ROBBERY	FEL ASHLT	BREAK ENTER	LARCENY THEFT	M/V THEFT
STATE POLICE 82	186	27.95	2	3	1	21	86	60	13			
NUMERICAL CHANGE 81	119	33.61	1	2	1	15	60	27	13			
PERCENT CHANGE	67+	5.66-	1+	1+	0	6+	26+	33+	0			
	56.3+	16.8-	100.0+	50.0+	.0	40.0+	43.3+	122.2+	.0			
MUNICIPAL 82	967	2.06	0	0	0	0	1	0	0			
NUMERICAL CHANGE 81	968	.00	0	0	0	0	0	0	0			
PERCENT CHANGE	1-	2.06+	2+	0	0	0	1+	0	0			
	.1-	.0	*	*	*	*	*	*	*			
CLAY PD 82	967	2.06	2	0	0	0	1	0	0			
NUMERICAL CHANGE 81	968	.00	0	0	0	0	0	0	0			
PERCENT CHANGE	1-	2.06+	2+	0	0	0	1+	0	0			
	.1-	.0	*	*	*	*	*	*	*			
DODDRIDGE CITY TOTAL 82	7,487	5.60	42	23	54.76	0	0	0	2	25	12	3
NUMERICAL CHANGE 81	7,499	9.33	70	29	41.42	0	2	0	10	28	25	5
PERCENT CHANGE	12-	3.73-	28-	6-	13.34+	0	2-	0	8-	3-	13-	2-
	.2-	40.0-	40.0-	20.7-	32.2+	*	*	*	80.0-	10.7-	52.0-	40.0-
RURAL 82	6,398	6.56	42	23	54.76	0	0	0	2	25	12	3
NUMERICAL CHANGE 81	6,409	10.45	67	28	41.79	0	2	0	10	25	25	5
PERCENT CHANGE	11-	3.89-	25-	5-	12.97+	0	2-	0	8-	0	13-	2-
	.2-	37.2-	37.3-	17.9-	31.0+	*	*	*	80.0-	.0	52.0-	40.0-
SHERIFF 82	7	42.85	0	0	0	0	0	0	0	7	0	0
NUMERICAL CHANGE 81	13	15.38	0	0	0	0	0	0	0	10	3	0
PERCENT CHANGE	6-	27.47+	0	0	0	0	0	0	0	3-	3-	0
	46.2-	50.0+	178.6+	*	*	*	*	*	30.0-	*	*	*
STATE POLICE 82	35	57.14	0	0	0	0	0	0	2	18	12	3
NUMERICAL CHANGE 81	54	48.14	0	2	0	10	15	22	5	22	5	5
PERCENT CHANGE	19-	9.00+	0	2-	0	8-	3+	10-	80.0-	20.0+	45.5-	40.0-
	35.2-	23.1-	18.7+	*	*	*	*	*	*	*	*	*
MUNICIPAL 82	1,089	.00	0	0	.00	0	0	0	0	0	0	0
NUMERICAL CHANGE 81	1,090	2.75	3	1	33.33	0	0	0	0	3	0	0
PERCENT CHANGE	1-	2.75-	3-	1-	33.33-	0	0	0	0	3-	0	0
	.1-	.0	*	*	*	*	*	*	*	*	*	*
WEST UNION PD 82	1,089	.00	0	0	.00	0	0	0	0	0	0	0
NUMERICAL CHANGE 81	1,090	2.75	3	1	33.33	0	0	0	0	3	0	0
PERCENT CHANGE	1-	2.75-	3-	1-	33.33-	0	0	0	0	3-	0	0
	.1-	.0	*	*	*	*	*	*	*	*	*	*
FAYETTE CITY TOTAL 82	58,550	17.82	1044	302	28.92	3	16	15	113	331	509	57
NUMERICAL CHANGE 81	58,639	16.98	996	260	26.10	5	7	10	111	301	501	61
PERCENT CHANGE	89-	.84+	48+	42+	2.82+	2-	9+	5+	2+	30+	8+	4-
	.2-	4.9+	4.8+	16.2+	10.8+	40.0-	128.6+	50.0+	1.8+	10.0+	1.6+	6.6-

IDENTIFIER	POPULATION	CRIME RATE	TOTAL OFFEN	TOTAL CLEARED	PERCENT CLEARED	MURDER	RAPE	ROBBERY	FEL ASLTT	BREAK ENTER	LARCENY THEFT	M/V THEFT
RURAL	37,715	15.77	572	206	36.01	3	16	9	95	188	229	32
NUMERICAL CHANGE	37,787	15.77	596	159	26.67	4	6	6	91	175	270	44
PERCENT CHANGE	.2-	.61-	24-	47+	9.34+	1-	10+	3+	4+	13+	41-	12-
		3.9-	4.0-	29.6+	35.0+	25.0-	166.7+	50.0+	4.4+	7.4+	15.2-	27.3-
SHERIFF												
82	277		127	45.84	1	15	2	79	82	94	4	
81	281		116	41.28	1	2	3	84	83	99	9	
NUMERICAL CHANGE	4-		11+	4.56+	0	13+	1-	5-	1-	5-	5-	
PERCENT CHANGE	1.4-		9.5+	11.0+	.0	650.0+	33.3-	6.0-	1.2-	5.1-	55.6-	
STATE POLICE												
82	295		79	26.77	2	1	7	16	106	135	28	
81	315		43	13.65	3	4	3	7	92	171	35	
NUMERICAL CHANGE	20-		36+	13.12+	1-	3-	4+	9+	14+	36-	7-	
PERCENT CHANGE	6.3-		83.7+	96.1+	33.3-	75.0-	133.3+	128.6+	15.2+	21.1-	20.0-	
MUNICIPAL												
82	20,835	22.65	472	96	20.33	0	0	6	18	143	25	
81	20,852	19.18	400	101	25.25	1	1	4	20	126	17	
NUMERICAL CHANGE	17-	3.47+	72+	5-	4.92-	1-	1-	2-	2-	17+	8+	
PERCENT CHANGE	.1-	18.1+	18.0+	5.0-	19.5-	*	*	50.0+	10.0-	13.5+	21.2+	47.1+
ANSTED PD												
82	1,953	9.21	18	6	33.33	0	0	0	3	8	7	0
81	1,956	9.20	18	0	.00	0	0	0	0	7	10	1
NUMERICAL CHANGE	3-	.01+	0	6+	33.33+	0	0	0	3+	1+	3-	1-
PERCENT CHANGE	.2-	.1+	.0	*	*	*	*	*	*	14.3+	30.0-	*
FAYETTEVILLE PD												
82	2,360	5.50	13	1	7.69	0	0	0	0	6	7	0
81	2,363	13.96	33	11	33.33	0	0	1	0	29	2	1
NUMERICAL CHANGE	3-	8.46-	20-	10-	25.64-	0	0	1-	0	23-	5+	1-
PERCENT CHANGE	.1-	60.6-	60.6-	90.9-	76.9-	*	*	*	*	79.3-	250.0+	*
MONTGOMERY PD												
82	3,122	49.64	155	31	20.00	0	0	1	2	20	122	10
81	3,126	51.18	160	47	29.37	0	0	0	16	28	113	3
NUMERICAL CHANGE	4-	1.54-	5-	16-	9.37-	0	0	1+	14-	8-	9+	7+
PERCENT CHANGE	.1-	3.0-	3.1-	34.0-	31.9-	*	*	*	87.5-	28.6-	8.0+	233.3+
MOUNT HOPE PD												
82	1,833	30.55	56	5	8.92	0	0	1	7	18	28	2
81	1,836	17.42	32	2	6.25	0	0	0	1	15	13	3
NUMERICAL CHANGE	3-	13.13+	24+	3+	2.67+	0	0	1+	6+	3+	15+	1-
PERCENT CHANGE	.2-	75.4+	75.0+	150.0+	42.7+	*	*	*	600.0+	20.0+	115.4+	33.3-
OAK HILL PD												
82	7,132	24.67	176	45	25.56	0	0	2	3	50	110	11
81	7,143	18.33	131	34	25.95	1	0	2	1	40	81	6
NUMERICAL CHANGE	11-	6.34+	45+	11+	.39-	1-	0	0	2+	10+	29+	5+
PERCENT CHANGE	.2-	34.6+	34.4+	32.4+	1.5-	*	*	.0	200.0+	25.0+	35.8+	83.3+
MEADOW BRIDGE PD												
82	523	.00	0	0	.00	0	0	0	0	0	0	0
81	523	1.91	1	0	.00	0	0	0	0	0	0	1
NUMERICAL CHANGE	0	1.91-	1-	0	.00	0	0	0	0	0	0	1-
PERCENT CHANGE	.0	.0	*	*	*	*	*	*	*	*	*	*
SMITHERS PD												
82	1,454	13.06	19	2	10.52	0	0	1	0	16	0	2
81	1,456	2.74	4	0	.00	0	1	0	0	1	0	2
NUMERICAL CHANGE	2-	10.32+	15+	2+	10.52+	0	1-	1+	0	15+	0	0
PERCENT CHANGE	.1-	376.6+	375.0+	*	*	*	*	*	1500.0+	*	*	.0

IDENTIFIER	POPULATION	CRIME RATE	TOTAL OFFEN	TOTAL CLEARED	PERCENT CLEARED	MURDER	RAPE	ROBBERY	FEL ASHLT	BREAK ENTER	LARCENY THEFT	M/V THEFT
PAX PD	277	14.44	4	1	25.00	0	0	0	0	3	1	0
NUMERICAL CHANGE	278	3.59	1	0	.00	0	0	0	0	0	1	0
PERCENT CHANGE	1-	10.85+	3+	1+	25.00+	0	0	0	0	3+	0	0
	.4-	302.2+	300.0+	*	*					*	.0	
W VA TECH SECURITY	1,025	21.46	22	2	9.09	0	0	1	0	18	3	0
NUMERICAL CHANGE	1,025	12.68	13	6	46.15	0	0	1	2	2	8	0
PERCENT CHANGE	0	8.78+	9+	4-	37.06-	0	0	0	2-	16+	5-	0
	.0	69.2+	69.2+	66.7-	80.3-			.0	*	800.0+	62.5-	
GAULEY BRIDGE PD	1,156	7.78	9	3	33.33	0	0	0	3	4	2	0
NUMERICAL CHANGE	1,146	6.10	7	1	14.28	0	0	0	0	4	3	0
PERCENT CHANGE	10+	1.68+	2+	2+	19.05+	0	0	0	3+	0	1-	0
	.9+	27.5+	28.6+	200.0+	133.4+				*	.0	33.3-	
GILMER CTY TOTAL	8,395	11.55	97	18	18.55	0	5	1	2	52	32	5
NUMERICAL CHANGE	8,408	8.20	69	9	13.04	0	0	1	2	42	19	5
PERCENT CHANGE	13-	3.35+	28+	9+	5.51+	0	5+	0	0	10+	13+	0
	.2-	40.9+	40.6+	100.0+	42.3+		*	.0	.0	23.8+	68.4+	.0
RURAL	5,560	5.39	30	5	16.66	0	2	1	1	18	4	4
NUMERICAL CHANGE	5,570	7.36	41	9	21.95	0	0	1	2	28	6	4
PERCENT CHANGE	10-	1.97-	11-	4-	5.29-	0	2+	0	1-	10-	2-	0
	.2-	26.8-	26.8-	44.4-	24.1-		*	.0	50.0-	35.7-	33.3-	.0
SHERIFF	82		9	1	11.11	0	1	1	0	4	3	0
NUMERICAL CHANGE	81		18	3	16.66	0	0	1	0	14	2	1
PERCENT CHANGE			9-	2-	5.55-	0	1+	0	0	10-	1+	1-
			50.0-	66.7-	33.3-		*	.0		71.4-	50.0+	*
STATE POLICE	82		21	4	19.04	0	1	0	1	14	1	4
NUMERICAL CHANGE	81		23	6	26.08	0	0	0	2	14	4	3
PERCENT CHANGE	3-		39+	13+	19.40+	0	3+	0	1+	20+	15+	0
	.1-	139.7+	139.3+	*	*		*		50.0-	.0	75.0-	33.3+
MUNICIPAL	2,835	23.63	67	13	19.40	0	3	0	1	34	28	1
NUMERICAL CHANGE	2,838	9.86	28	0	.00	0	0	0	0	14	13	1
PERCENT CHANGE	3-	13.77+	39+	13+	19.40+	0	3+	0	1+	20+	15+	0
	.1-	139.7+	139.3+	*	*		*		*	142.9+	115.4+	.0
GLENVILLE PD	2,150	18.13	39	11	28.20	0	3	0	1	15	19	1
NUMERICAL CHANGE	2,153	3.71	8	0	.00	0	0	0	0	5	2	1
PERCENT CHANGE	3-	14.42+	31+	11+	28.20+	0	3+	0	1+	10+	17+	0
	.1-	388.7+	387.5+	*	*		*		*	200.0+	850.0+	.0
GLENVILLE ST SECURITY	82		28	2	7.14	0	0	0	0	19	9	0
NUMERICAL CHANGE	81		20	0	.00	0	0	0	0	9	11	0
PERCENT CHANGE	0	11.68+	8+	2+	7.14+	0	0	0	0	10+	2-	0
	.0	40.0+	40.0+	*	*					111.1+	18.2-	

IDENTIFIER

IDENTIFIER	POPULATION	CRIME RATE	TOTAL OFFEN	TOTAL CLEARED	PERCENT CLEARED	MURDER	RAPE	ROBBERY	FEL ASLT	BREAK ENTER	LARCENY THEFT	M/V THEFT
GRANT CITY TOTAL	10,309	8.43	87	20	22.98	0	1	0	1	61	23	1
NUMERICAL CHANGE	16	9.10	94	24	25.53	0	0	1	2	50	38	3
PERCENT CHANGE	.2	7.4	7	4	2.55	0	1+	1	50.0	11+	15	2
RURAL	7,668	10.04	77	18	23.37	0	1	0	1	54	20	1
NUMERICAL CHANGE	11	11.06	85	22	25.88	0	0	1	0	45	36	3
PERCENT CHANGE	.1	9.2	8	4	2.51	0	1+	1	1+	9+	16	2
SHERIFF	82	3	6	3	50.00	0	0	0	0	5	1	0
NUMERICAL CHANGE	81	14	7	7	50.00	0	0	0	0	9	3	1
PERCENT CHANGE	57.1	9.4	8	4	.00	0	1	1	44.4	4	2	1
STATE POLICE	82	71	15	15	21.12	0	1	0	1	49	19	1
NUMERICAL CHANGE	81	71	15	15	21.12	0	0	0	0	36	33	2
PERCENT CHANGE	.0	.0	0	0	.00	0	1+	0	1+	13+	14	1
MUNICIPAL	2,641	3.78	10	2	20.00	0	0	0	0	7	3	0
NUMERICAL CHANGE	5	3.40	9	2	22.22	0	0	0	2	5	2	0
PERCENT CHANGE	.2	11.2	11	0	2.22	0	0	0	40.0	2+	1+	0
PETERSBURG PD	2,089	4.78	10	2	20.00	0	0	0	0	7	3	0
NUMERICAL CHANGE	4	3.82	8	1	12.50	0	0	0	1	5	2	0
PERCENT CHANGE	.2	.96	2	1	7.50	0	0	0	1	2+	1+	0
BAYARD PD	552	.00	0	0	60.0	0	0	0	40.0	50.0	50.0	0
NUMERICAL CHANGE	553	1.80	1	1	100.00	0	0	0	0	0	0	0
PERCENT CHANGE	.2	1.80	1	1	100.00	0	0	0	1	0	0	0

IDENTIFIER	POPULATION	CRIME RATE	TOTAL OFFEN	TOTAL CLEARED	PERCENT CLEARED	MURDER	RAPE	ROBBERY	FEL ASLT	BREAK ENTER	LARCENY THEFT	M/V THEFT
GREENBRIER CITY TOTAL	36,540	5.38	197	60	30.45	0	0	0	6	104	74	13
NUMERICAL CHANGE	56	7.45	273	70	25.64	4	3	1	9	137	95	24
PERCENT CHANGE	.2	27.8	76	10	4.81	4	3	1	33.3	33	21	11
RURAL	24,090	5.72	138	42	30.43	0	0	0	5	69	58	6
NUMERICAL CHANGE	49	8.69	210	59	28.09	4	3	1	6	99	76	21
PERCENT CHANGE	.2	34.2	34.3	17	2.34	4	3	1	16.7	30.3	18	15
SHERIFF	82	35	6	6	.00	0	0	0	0	35	0	0
NUMERICAL CHANGE	81	61	16	16	26.22	1	3	0	5	45	2	5
PERCENT CHANGE	42.6	26.6	16	16	26.22	1	3	0	5	10	2	5

IDENTIFIER	POPULATION	CRIME RATE	TOTAL OFFEN	TOTAL CLEARED	PERCENT CLEARED	MURDER	RAPE	ROBBERY	FEL ASHLT	BREAK ENTER	LARCENY THEFT	M/V THEFT
STATE POLICE 82			103	42	40.77	0	0	0	5	34	58	6
NUMERICAL CHANGE 81			149	43	28.85	3	0	1	1	54	74	16
PERCENT CHANGE			46-	1-	11.92+	3-	0	1-	4+	20-	16-	10-
			30.9-	2.3-	41.3+	*		*	400.0+	37.0-	21.6-	62.5-
MUNICIPAL 82	12,450	4.73	59	18	30.50	0	0	0	1	35	16	7
NUMERICAL CHANGE 81	12,457	5.05	63	11	17.46	0	0	0	3	38	19	3
PERCENT CHANGE	7-	.32-	4-	7+	13.04+	0	0	0	2-	3-	3-	4+
	.1-	6.3-	6.3-	63.6+	74.7+				66.7-	7.9-	15.8-	133.3+
LEWISBURG PD 82	3,090	3.55	11	6	54.54	0	0	0	1	4	4	2
NUMERICAL CHANGE 81	3,095	5.16	16	7	43.75	0	0	0	3	3	8	2
PERCENT CHANGE	5-	1.61-	5-	1-	10.79+	0	0	0	2-	1+	4-	0
	.2-	31.2-	31.3-	14.3-	24.7+				66.7-	33.3+	50.0-	.0
RAINELLE PD 82	2,004	10.47	21	4	19.04	0	0	0	0	14	7	0
NUMERICAL CHANGE 81	2,007	11.95	24	2	8.33	0	0	0	0	15	9	0
PERCENT CHANGE	3-	1.48-	3-	2+	10.71+	0	0	0	0	1-	2-	0
	.1-	12.4-	12.5-	100.0+	128.6+					6.7-	22.2-	
RONCEVERTE PD 82	2,203	6.80	15	4	26.66	0	0	0	0	13	0	2
NUMERICAL CHANGE 81	2,207	.45	1	0	.00	0	0	0	0	1	0	0
PERCENT CHANGE	4-	6.35+	14+	4+	26.66+	0	0	0	0	12+	0	2+
	.2-	1411.1+	1400.0+	*						1200.0+		*
WHITE SULPHUR SPRINGS PD 82	3,385	3.54	12	4	33.33	0	0	0	0	4	5	3
NUMERICAL CHANGE 81	3,390	4.12	14	2	14.28	0	0	0	0	11	2	1
PERCENT CHANGE	5-	.58-	2-	2+	19.05+	0	0	0	0	.7-	3+	2+
	.1-	14.1-	14.3-	100.0+	133.4+					63.6-	150.0+	200.0+
QUINWOOD PD 82	468	.00	0	0	.00	0	0	0	0	0	0	0
NUMERICAL CHANGE 81	469	.00	0	0	.00	0	0	0	0	0	0	0
PERCENT CHANGE	1-	.00	0	0	.00	0	0	0	0	0	0	0
	.2-											
RUPERT PD 82	1,300	.00	0	0	.00	0	0	0	0	0	0	0
NUMERICAL CHANGE 81	1,289	6.20	8	0	.00	0	0	0	0	8	0	0
PERCENT CHANGE	11+	6.20-	8-	0	.00	0	0	0	0	8-	0	0
	.9+	.0	*							*		
HAMPSHIRE CTY TOTAL	14,997	19.53	293	83	28.32	2	2	0	14	191	75	9
NUMERICAL CHANGE 81	15,020	17.50	260	82	31.53	0	0	1	9	150	94	6
PERCENT CHANGE	23-	2.23+	33+	1+	3.21-	2+	2+	1-	5+	41+	19-	3+
	.2-	12.9+	12.7+	1.2+	10.2-	*	*	*	55.6+	27.3+	20.2-	50.0+
RURAL 82	12,887	21.10	272	79	29.04	2	2	0	13	181	66	8
NUMERICAL CHANGE 81	12,907	18.43	238	74	31.09	0	0	1	9	135	89	4
PERCENT CHANGE	20-	2.67+	34+	5+	2.05-	2+	2+	1-	4+	46+	23-	4+
	.2-	14.5+	14.3+	6.8+	6.6-	*	*	*	44.4+	34.1+	25.8-	100.0+

IDENTIFIER

IDENTIFIER	POPULATION	CRIME RATE	TOTAL OFFEN	TOTAL CLEARED	PERCENT CLEARED	MURDER	RAPE	ROBBERY	FEL ASHLT	BREAK ENTER	LARCENY THEFT	M/V THEFT
SHERIFF 82	114	27	23.68	0	2	0	0	3	73	34	2	
NUMERICAL CHANGE 81	68	9	13.23	0	0	0	0	1	33	34	0	
PERCENT CHANGE	67.6+	200.0+	79.0+	0	2+	0	0	200.0+	121.2+	0	2+	*
STATE POLICE 82	158	52	32.91	2	0	0	0	10	108	32	6	
NUMERICAL CHANGE 81	170	65	38.23	0	0	0	1	8	102	55	4	
PERCENT CHANGE	7.1-	20.0-	13.9-	2+	0	0	1-	2+	6+	23-	2+	
MUNICIPAL 82	2,110	21	19.04	0	0	0	0	1	10	9	1	
NUMERICAL CHANGE 81	2,113	22	36.36	0	0	0	0	0	15	5	2	
PERCENT CHANGE	.1-	4.5-	47.6-	0	0	0	0	*	33.3-	80.0+	50.0-	
ROMNEY PD 82	2,110	21	19.04	0	0	0	0	1	10	9	1	
NUMERICAL CHANGE 81	2,113	22	36.36	0	0	0	0	0	15	5	2	
PERCENT CHANGE	.1-	4.4-	47.6-	0	0	0	0	1+	5-	4+	1-	

IDENTIFIER	POPULATION	CRIME RATE	TOTAL OFFEN	TOTAL CLEARED	PERCENT CLEARED	MURDER	RAPE	ROBBERY	FEL ASHLT	BREAK ENTER	LARCENY THEFT	M/V THEFT
TOTAL 82	45,370	701	10.12	0	2	15	33	252	315	86		
NUMERICAL CHANGE 81	45,440	878	13.21	3	4	21	27	341	370	112		
PERCENT CHANGE	.2-	20.0-	38.8-	3-	0	28.6-	6+	89-	55-	28-		
RURAL 82	14,973	236	3.81	0	1	4	8	93	101	29		
NUMERICAL CHANGE 81	14,995	280	8.57	1	3	6	9	107	114	40		
PERCENT CHANGE	.1-	15.6-	55.5-	1-	2-	2-	1-	14-	13-	11-		

IDENTIFIER	POPULATION	CRIME RATE	TOTAL OFFEN	TOTAL CLEARED	PERCENT CLEARED	MURDER	RAPE	ROBBERY	FEL ASHLT	BREAK ENTER	LARCENY THEFT	M/V THEFT
SHERIFF 82	226	7	3.09	0	1	4	8	88	98	37		
NUMERICAL CHANGE 81	276	23	8.33	1	3	6	9	107	113	37		
PERCENT CHANGE	18.1-	69.6-	62.9-	1-	2-	2-	1-	19-	15-	10-		
STATE POLICE 82	10	2	20.00	0	0	0	0	0	5	3	2	
NUMERICAL CHANGE 81	4	1	25.00	0	0	0	0	0	0	1	3	
PERCENT CHANGE	150.0+	100.0+	20.0-	0	0	0	0	*	200.0+	33.3-		

IDENTIFIER	POPULATION	CRIME RATE	TOTAL OFFEN	TOTAL CLEARED	PERCENT CLEARED	MURDER	RAPE	ROBBERY	FEL ASHLT	BREAK ENTER	LARCENY THEFT	M/V THEFT
MUNICIPAL 82	30,397	465	13.33	0	1	11	25	159	214	55		
NUMERICAL CHANGE 81	30,445	598	15.38	2	1	15	18	234	256	72		
PERCENT CHANGE	.2-	22.1-	13.3-	2-	0	4-	7+	38.9+	42-	17-		
CHESTER PD 82	3,328	40	12.50	0	0	0	2	11	22	5		
NUMERICAL CHANGE 81	3,334	53	60.37	1	0	1	7	20	18	6		
PERCENT CHANGE	.2-	24.4-	79.3-	1-	0	1-	5-	9-	4+	1-		

IDENTIFIER	POPULATION	CRIME RATE	TOTAL OFFEN	TOTAL CLEARED	PERCENT CLEARED	MURDER	RAPE	ROBBERY	FEL ASHLT	BREAK ENTER	LARCENY THEFT	M/V THEFT
WEIRTON PD	25,296	16.64	421	56	13.30	0	1	11	23	145	191	50
82		21.22	538	59	10.96	1	1	14	10	211	235	66
81		4.58	117	3	2.34	1	0	3	13	66	44	16
NUMERICAL CHANGE		21.6-	21.7-	5.1-	21.4+	*	0	21.4-	130.0+	31.3-	18.7-	24.2-
PERCENT CHANGE												
NEW CUMBERLAND PD	1,773	2.25	4	1	25.00	0	0	0	0	3	1	0
82		3.94	7	1	14.28	0	0	0	1	3	3	0
81		1.69	3	0	10.72+	0	0	0	1	0	2	0
NUMERICAL CHANGE		42.9-	42.9-	0	75.1+				*	0	66.7-	
PERCENT CHANGE												
HARDY CITY	10,141	9.36	95	41	43.15	2	4	0	10	40	36	3
82		9.64	98	57	58.16	1	1	0	4	49	40	3
81		2.8-	3	16	15.01-	1	0	0	6	9	4	0
NUMERICAL CHANGE		2.9-	3.1-	28.1-	25.8-	100.0+	300.0+		150.0+	18.4-	10.0-	0
PERCENT CHANGE												
RURAL	7,597	10.79	82	36	43.90	1	4	0	8	38	29	2
82		10.77	82	45	54.87	1	1	0	4	41	33	2
81		.02+	0	9	10.97-	0	3	0	4	3	4	0
NUMERICAL CHANGE		.2+	0	20.0-	20.0-	0	300.0+		100.0+	7.3-	12.1-	0
PERCENT CHANGE												
SHERIFF	23	47.82	11	12	63.15	0	1	0	6	2	14	0
82		19	4	1	15.33-	0	1	0	2	4	13	0
81		21.1+	8.3-	24.3-		0	*	0	200.0+	2	1	0
NUMERICAL CHANGE										50.0-	7.7+	
PERCENT CHANGE												
STATE POLICE	59	42.37	25	33	52.38	1	3	0	2	36	15	2
82		63	33	8	10.01-	1	1	0	2	37	20	2
81		6.3-	24.2-	19.1-		0	2	0	0	1	5	0
NUMERICAL CHANGE						0	200.0+		0	2.7-	25.0-	0
PERCENT CHANGE												
MUNICIPAL	2,544	5.11	13	5	38.46	1	0	0	0	2	7	1
82		6.27	16	12	75.00	0	0	0	0	8	7	1
81		1.16-	3	7	36.54-	1	0	0	2	6	0	0
NUMERICAL CHANGE		18.5-	18.8-	58.3-	48.7-	*			*	75.0-	0	0
PERCENT CHANGE												
MOOREFIELD PD	2,289	.43	1	1	100.00	0	0	0	0	0	0	1
82		2.18	5	4	80.00	0	0	0	0	5	0	1
81		1.75-	4	3	20.00+	0	0	0	0	0	0	1
NUMERICAL CHANGE		80.3-	80.0-	75.0+						*	0	*
PERCENT CHANGE												
WARDENSVILLE PD	255	47.05	12	4	33.33	1	0	0	2	2	7	0
82		42.96	11	8	72.72	0	0	0	0	3	7	1
81		4.09+	1	4	39.39-	1	0	0	2	1	0	1
NUMERICAL CHANGE		9.5+	9.1+	50.0-	54.2-	*			*	33.3-	0	*
PERCENT CHANGE												
HARRISON CITY	78,179	15.61	1221	296	24.24	0	3	19	26	297	778	98
82		20.48	1604	337	21.00	0	4	11	32	348	1091	115
81		4.87	383	41	3.24+	3	1	8	6	51	313	17
NUMERICAL CHANGE		23.8-	23.9-	12.2-	15.4+	*	25.0-	72.7+	18.8-	14.7-	28.7-	14.8-
PERCENT CHANGE												

IDENTIFIER	POPULATION	CRIME RATE	TOTAL OFFEN	PERCENT CLEARED	MURDER	RAPE	ROBBERY	FEL ASSLT	BREAK ENTER	LARCENY THEFT	M/V THEFT
RURAL	36,261	6.56	238	37	15.54	0	1	5	115	87	29
NUMERICAL CHANGE	36,317	10.98	399	57	14.28	3	3	3	161	182	43
PERCENT CHANGE	56-	4.42-	161-	20-	1.26+	3-	2-	2+	46-	95-	14-
	.2-	40.3-	40.4-	35.1-	8.8+	*	66.7-	66.7+	28.6-	52.2-	32.6-
SHERIFF											
82			76	0	.00	0	0	0	41	31	4
81			183	4	2.18	0	0	1	76	97	9
NUMERICAL CHANGE			107-	4-	2.18-	0	0	1-	35-	66-	5-
PERCENT CHANGE			58.5-	*	*	*	*	*	46.1-	68.0-	55.6-
STATE POLICE											
82			162	37	22.83	0	1	5	74	56	25
81			216	53	24.53	3	3	4	85	85	34
NUMERICAL CHANGE			54-	16-	1.70-	3-	2-	3+	11-	29-	9-
PERCENT CHANGE			25.0-	30.2-	6.9-	*	66.7-	150.0+	12.9-	34.1-	26.5-
MUNICIPAL											
82	41,918	23.44	983	259	26.34	0	2	14	182	691	69
81	41,982	28.69	1205	280	23.23	0	1	8	187	909	72
NUMERICAL CHANGE			22-	21-	3.11+	0	1+	6+	5-	218-	3-
PERCENT CHANGE			18.3-	7.5-	13.4+	*	100.0+	75.0+	2.7-	24.0-	4.2-
BRIDGEPORT PD											
82	6,714	35.14	236	130	55.08	0	0	2	22	199	12
81	6,725	38.21	257	128	49.80	0	0	0	19	231	7
NUMERICAL CHANGE			21-	2+	5.28+	0	0	2+	3+	32-	5+
PERCENT CHANGE			8.0-	1.6+	10.6+	*	*	*	15.8+	13.9-	71.4+
CLARKSBURG PD											
82	22,319	25.89	578	89	15.39	0	2	10	117	390	42
81	22,354	32.29	722	119	16.48	0	1	5	123	516	54
NUMERICAL CHANGE			47-	30-	1.09-	0	1+	5+	6-	126-	12-
PERCENT CHANGE			19.8-	25.2-	6.6-	*	100.0+	100.0+	4.9-	24.4-	22.2-
SALEM PD											
82	2,725	19.81	54	8	14.81	0	0	0	12	33	6
81	2,729	37.00	101	6	5.94	0	0	1	26	64	6
NUMERICAL CHANGE			47-	2+	8.67+	0	0	1-	14-	31-	0
PERCENT CHANGE			46.5-	33.3+	149.3+	*	*	*	53.8-	48.4-	.0
SHINNISTON PD											
82	3,083	4.21	13	12	92.30	0	0	2	4	3	2
81	3,088	.97	3	0	.00	0	0	0	0	3	0
NUMERICAL CHANGE			10+	12+	92.30+	0	0	2+	4+	0	2+
PERCENT CHANGE			334.0+	333.3+	*	*	*	*	*	.0	*
STONEWOOD PD											
82	2,070	15.45	32	1	3.12	0	0	0	12	18	2
81	2,073	16.88	35	0	.00	0	0	0	2	31	2
NUMERICAL CHANGE			3-	1+	3.12+	0	0	0	10+	13-	0
PERCENT CHANGE			8.5-	8.6-	*	*	*	500.0+	41.9-	.0	.0
ANMOORE PD											
82	852	2.34	2	0	.00	0	0	0	2	0	0
81	852	.00	0	0	.00	0	0	0	0	0	0
NUMERICAL CHANGE			2+	0	.00	0	0	0	2+	0	0
PERCENT CHANGE			*	*	*	*	*	*	*	*	*
NUTTER FORT PD											
82	2,098	27.16	57	15	26.31	0	0	0	6	46	5
81	2,101	28.55	60	23	38.33	0	0	2	9	46	2
NUMERICAL CHANGE			3-	8-	12.02-	0	0	1-	3-	.0	3+
PERCENT CHANGE			4.9-	34.8-	31.4-	*	*	*	33.3-	.0	150.0+

IDENTIFIER	POPULATION	CRIME RATE	TOTAL OFFEN	TOTAL CLEARED	PERCENT CLEARED	MURDER	RAPE	ROBBERY	FEL ASHLT	BREAK ENTER	LARCENY THEFT	M/V THEFT
LUMBERPORT PD	938	6.39	6	4	66.66	0	0	0	1	4	1	0
NUMERICAL CHANGE	82	25.53	24	3	12.50	0	0	0	0	6	17	1
PERCENT CHANGE	81	19.14	18	1+	54.16+	0	0	0	1+	2-	16-	1-
	.2-	75.0-	75.0-	33.3+	433.3+				*	33.3-	94.1-	*
LOST CREEK PD	601	8.31	5	0	.00	0	0	0	1	3	1	0
NUMERICAL CHANGE	82	3.32	2	1	50.00	0	0	0	0	1	1	0
PERCENT CHANGE	81	4.99+	3+	1-	50.00-	0	0	0	1+	2+	0	0
	.2-	150.3+	150.0+	*	*				*	200.0+	.0	
WEST MILFORD PD	518	1.93	1	0	.00	0	0	0	0	0	0	0
NUMERICAL CHANGE	82	1.93-	1-	0	.00	0	0	0	0	1	0	0
PERCENT CHANGE	81	.0	*	*	*	0	0	0	0	1-	0	0
	.0	.0	*	*	*				*			
JACKSON CITY TOTAL	25,825	10.84	280	68	24.28	0	3	10	5	87	152	23
NUMERICAL CHANGE	82	12.52	324	72	22.22	1	0	7	8	107	182	19
PERCENT CHANGE	81	1.68-	44-	4-	2.06+	1-	3+	3+	3-	20-	30-	4+
	.2-	13.4-	13.6-	5.6-	9.3+	*	*	42.9+	37.5-	18.7-	16.5-	21.1+
RURAL	18,207	5.21	95	21	22.10	0	2	7	4	28	41	13
NUMERICAL CHANGE	82	8.66	158	46	29.11	0	0	5	5	69	66	13
PERCENT CHANGE	81	3.45-	63-	25-	7.01-	0	2+	2+	1-	41-	25-	0
	.2-	39.8-	39.9-	54.3-	24.1-		*	40.0+	20.0-	59.4-	37.9-	.0
SHERIFF	68	17.64	12	9	33.33	0	1	3	4	20	31	9
NUMERICAL CHANGE	82	19.80	20	20	19.80	0	0	1	5	50	41	6
PERCENT CHANGE	81	33-	8-	8-	2.16-	0	1+	2+	1-	30-	10-	5+
		32.7-	40.0-	40.0-	10.9-		*	200.0+	20.0-	60.0-	24.4-	125.0+
STATE POLICE	27	33.33	9	9	33.33	0	1	4	0	8	10	4
NUMERICAL CHANGE	82	45.61	26	26	45.61	0	0	4	0	19	25	9
PERCENT CHANGE	81	12.28-	17-	17-	26.9-	0	1+	0	0	11-	15-	5-
		52.6-	65.4-	65.4-	26.9-		*	.0	0	57.9-	60.0-	55.6-
MUNICIPAL	7,618	24.28	185	47	25.40	0	1	3	1	59	111	10
NUMERICAL CHANGE	82	21.75	166	26	15.66	1	0	2	3	38	116	6
PERCENT CHANGE	81	9.74+	19+	21+	9.74+	1-	1+	1+	2-	21+	5-	4+
	.1-	11.6+	11.4+	80.8+	62.2+	*	*	50.0+	66.7-	55.3+	4.3-	66.7+
RAVENSWOOD PD	4,163	17.53	73	28	38.35	0	1	2	1	15	51	3
NUMERICAL CHANGE	82	12.23	51	18	35.29	1	0	0	3	11	34	2
PERCENT CHANGE	81	5.30+	22+	10+	3.06+	1-	1+	2+	2-	4+	17+	1+
	.1-	43.3+	43.1+	55.6+	8.7+	*	*	*	66.7-	36.4+	50.0+	50.0+
RIPLEY PD	3,455	32.41	112	19	16.96	0	0	1	0	44	60	7
NUMERICAL CHANGE	82	33.23	115	8	6.95	0	0	2	0	27	82	4
PERCENT CHANGE	81	.82-	11+	10.01+	144.0+	0	0	1-	0	17+	22-	3+
	.1-	2.5-	2.6-	137.5+	144.0+			50.0-	0	63.0+	26.8-	75.0+

IDENTIFIER

IDENTIFIER	POPULATION	CRIME RATE	TOTAL OFFEN	TOTAL CLEARED	PERCENT CLEARED	MURDER	RAPE	ROBBERY	FEL ASLTT	BREAK ENTER	LARCENY THEFT	M/V THEFT
JEFFERSON CTY TOTAL	30,581	38.68	1183	227	19.18	1	1	7	50	354	686	84
NUMERICAL CHANGE	30,628	42.07	1289	311	24.12	0	3	13	60	410	730	73
PERCENT CHANGE	47-	3.39-	106-	84-	4.94-	1+	2-	6-	10-	56-	44-	11+
	.2-	8.1-	8.2-	27.0-	20.5-	*	66.7-	46.2-	16.7-	13.7-	6.0-	15.1+

RURAL

82	23,041	27.29	629	163	25.91	1	1	3	12	247	317	48
81	23,076	31.19	720	178	24.72	0	3	3	15	305	344	50
NUMERICAL CHANGE	35-	3.90-	91-	15-	1.19+	1+	2-	0	3-	58-	27-	2-
PERCENT CHANGE	.2-	12.5-	12.6-	8.4-	4.8+	*	66.7-	.0	20.0-	19.0-	7.8-	4.0-

SHERIFF

82	102	73.47	554	64	11.55	0	0	0	0	61	34	7
81	49	75.34	569	133	23.37	0	0	1	0	23	22	3
NUMERICAL CHANGE	53+	1.87-	15-	69-	11.82-	0	0	1-	0	38+	12+	4+
PERCENT CHANGE	108.2+	2.5-	2.6-	51.9-	50.6-	*	66.7-	60.0-	15.6-	165.2+	54.5+	133.3+

STATE POLICE

82	527	109.76	317	42	13.24	1	1	3	12	186	283	41
81	671	124.13	359	65	18.10	0	3	2	15	282	322	47
NUMERICAL CHANGE	144-	14.37-	42-	23-	4.86-	1+	2-	1+	3-	96-	39-	6-
PERCENT CHANGE	21.5-	11.6-	11.7-	35.4-	26.9-	*	66.7-	50.0+	20.0-	34.0-	12.1-	12.8-

MUNICIPAL

82	7,540	73.47	554	64	11.55	0	0	4	38	107	369	36
81	7,552	75.34	569	133	23.37	0	0	10	45	105	386	23
NUMERICAL CHANGE	12-	1.87-	15-	69-	11.82-	0	0	6-	7-	2+	17-	13+
PERCENT CHANGE	.2-	2.5-	2.6-	51.9-	50.6-	*	66.7-	60.0-	15.6-	1.9+	4.4-	56.5+

CHARLES TOWN PD

82	2,888	109.76	317	42	13.24	0	0	2	24	62	223	6
81	2,892	124.13	359	65	18.10	0	0	6	22	73	247	11
NUMERICAL CHANGE	4-	14.37-	42-	23-	4.86-	0	0	4-	2+	11-	24-	5-
PERCENT CHANGE	.1-	11.6-	11.7-	35.4-	26.9-	*	66.7-	66.7-	9.1+	15.1-	9.7-	45.5-

SHEPHERDSTOWN PD

82	1,791	29.59	53	7	13.20	0	0	1	1	17	21	13
81	1,794	11.14	20	3	15.00	0	0	0	1	3	16	0
NUMERICAL CHANGE	3-	18.45+	33+	4+	1.80-	0	0	1+	0	14+	5+	13+
PERCENT CHANGE	.2-	165.6+	165.0+	133.3+	12.0-	*	66.7-	66.7-	.0	466.7+	31.3+	*

RANSON PD

82	2,498	68.85	172	9	5.23	0	0	1	13	21	120	17
81	2,502	69.14	173	56	32.36	0	0	4	19	27	112	11
NUMERICAL CHANGE	4-	.29-	1-	47-	27.13-	0	0	3-	6-	6-	8+	6+
PERCENT CHANGE	.2-	.4-	.6-	83.9-	83.8-	*	66.7-	75.0-	31.6-	22.2-	7.1+	54.5+

HARPERS FERRY PD

82	363	33.05	12	6	50.00	0	0	0	0	7	5	0
81	364	46.70	17	9	52.94	0	0	0	3	2	11	1
NUMERICAL CHANGE	1-	13.65-	5-	3-	2.94-	0	0	0	3-	5+	6-	1-
PERCENT CHANGE	.3-	29.2-	29.4-	33.3-	5.6-	*	66.7-	66.7-	250.0+	54.5-	*	*

KANAWHA CTY TOTAL

82	226,273	47.58	10790	2066	19.14	11	71	352	384	2478	6724	770
81	226,309	53.49	12159	2296	18.88	16	62	335	447	2794	7648	857
NUMERICAL CHANGE	36-	5.91-	1369-	230-	.26+	5-	9+	17+	63-	316-	924-	87-
PERCENT CHANGE	.0-	11.0-	11.3-	10.0-	1.4+	31.3-	14.5+	5.1+	14.1-	11.3-	12.1-	10.2-

IDENTIFIER	POPULATION	CRIME RATE	TOTAL OFFEN	TOTAL CLEARED	PERCENT CLEARED	MURDER	RAPE	ROBBERY	FEL ASLIT	BREAK ENTER	LARCENY THEFT	M/V THEFT
RURAL	105,264	17.67	1863	504	27.05	3	15	23	69	601	878	274
NUMERICAL CHANGE	105,113	18.82	1980	570	28.78	6	16	36	93	617	948	264
PERCENT CHANGE	.11+	6.1-	5.9-	11.6-	6.0-	3-	6.3-	36.1-	25.8-	2.6-	7.4-	3.8+
SHERIFF	687	25.0	17.8+	16.3+	36.39	2	7	8	46	172	323	129
NUMERICAL CHANGE	583	215	104+	35+	36.87	3	4	10	52	155	246	113
PERCENT CHANGE	17.8+	15.8-	17.8+	16.3+	1.3-	1-	3+	2-	6-	17+	77+	16+
STATE POLICE	1176	25.9	15.8-	28.5-	21.59	1	8	15	23	429	555	145
NUMERICAL CHANGE	1397	355	221-	101-	25.41	3	12	26	41	462	702	151
PERCENT CHANGE	187-	10.24-	1252-	164-	3.82-	2-	4-	11-	18-	33-	147-	6-
MUNICIPAL	121,009	73.73	8927	1562	17.49	8	56	329	315	1877	5846	496
NUMERICAL CHANGE	121,196	83.97	10179	1726	16.95	10	46	299	354	2177	6700	593
PERCENT CHANGE	.2-	12.2-	12.3-	9.5-	3.2+	20.0-	21.7+	10.0+	11.0-	13.8-	12.7-	16.6-
BELLE PD	1,600	.00	0	0	.00	0	0	0	0	0	0	0
NUMERICAL CHANGE	1,603	.00	0	0	.00	0	0	0	0	0	0	0
PERCENT CHANGE	.2-	.00	0	0	.00	0	0	0	0	0	0	0
CHARLESTON PD	62,819	113.19	7115	1150	16.16	7	49	314	280	1531	4542	392
NUMERICAL CHANGE	62,916	130.61	8220	1324	16.10	10	39	282	321	1751	5349	468
PERCENT CHANGE	.2-	17.42-	1105-	174-	.06+	3-	10+	32+	-41-	220-	807-	76-
DUNBAR PD	9,277	57.55	534	206	38.57	0	2	2	14	61	434	21
NUMERICAL CHANGE	9,291	50.26	467	120	25.69	0	3	6	16	73	342	27
PERCENT CHANGE	.2-	14.5+	14.3+	71.7+	50.1+	0	33.3-	66.7-	12.5-	16.4-	26.9+	22.2-
NITRO PD	8,001	25.49	204	7	3.43	0	0	2	4	64	125	9
NUMERICAL CHANGE	8,014	24.58	197	5	2.53	0	2	2	0	80	109	4
PERCENT CHANGE	.2-	3.7+	3.6+	40.0+	35.6+	0	2-	0	4+	16-	16+	5+
ST ALBANS PD	12,345	42.20	521	79	15.16	1	3	6	0	95	378	38
NUMERICAL CHANGE	12,364	52.24	646	147	22.75	0	0	6	6	159	429	46
PERCENT CHANGE	.2-	19.2-	19.3-	46.3-	33.4-	1+	3+	0	6-	64-	51-	8-
SOUTH CHARLESTON PD	15,751	26.85	423	81	19.14	0	2	4	4	89	292	32
NUMERICAL CHANGE	15,776	31.49	497	91	18.30	0	2	3	4	66	383	39
PERCENT CHANGE	.2-	14.7-	14.9-	11.0-	4.6+	0	0	1+	0	23+	91-	7-
CHESAPEAKE PD	2,277	5.70	13	7	53.84	0	0	0	2	6	4	1
NUMERICAL CHANGE	2,281	10.08	23	6	26.08	0	0	0	0	9	9	3
PERCENT CHANGE	.2-	43.5-	43.5-	16.7+	106.4+	0	0	0	0	33.3-	55.6-	66.7-

IDENTIFIER	POPULATION	CRIME RATE	TOTAL OFFEN	TOTAL CLEARED	PERCENT CLEARED	MURDER	RAPE	ROBBERY	FEL ASLT	BREAK ENTER	LARCENY THEFT	M/V THEFT
MARMET PD	2,208	12.22	27	4	14.81	0	0	1	1	6	16	3
NUMERICAL CHANGE	2,211	11.30	25	10	40.00	0	0	0	0	17	8	0
PERCENT CHANGE	.1-	.92+	2+	6-	25.19-	0	0	1+	*	11-	8+	3+
		8.1+	8.0+	60.0-	63.0-			*	*	64.7-	100.0+	*
EAST BANK PD	1,157	6.91	8	7	87.50	0	0	0	0	6	2	0
NUMERICAL CHANGE	1,159	10.35	12	2	16.66	0	0	0	1	9	0	2
PERCENT CHANGE	.2-	3.44-	4-	5+	70.84+	0	0	0	1-	3-	2+	2-
		33.2-	33.3-	250.0+	425.2+				*	33.3-	*	*
GLASGOW PD	986	4.05	4	0	.00	0	0	0	0	4	0	0
NUMERICAL CHANGE	987	8.10	8	0	.00	0	0	0	0	0	8	0
PERCENT CHANGE	.1-	4.05-	4-	0	.00	0	0	0	0	4+	8-	0
		50.0-	50.0-							*	*	
CLENDENIN PD	1,221	18.01	22	19	86.36	0	0	0	6	2	14	0
NUMERICAL CHANGE	1,223	20.44	25	14	56.00	0	0	0	0	0	24	1
PERCENT CHANGE	.2-	2.43-	3-	5+	30.36+	0	0	0	6+	2+	10-	1-
		11.9-	12.0-	35.7+	54.2+				*	*	41.7-	*
CEDAR GROVE PD	1,451	2.06	3	0	.00	0	0	0	0	3	0	0
NUMERICAL CHANGE	1,453	3.44	5	3	60.00	0	0	0	1	4	0	0
PERCENT CHANGE	.1-	1.38-	2-	3-	60.00-	0	0	0	1-	1-	0	0
		40.1-	40.0-	*	*				*	25.0-		
PRATT PD	800	2.50	2	0	.00	0	0	0	0	2	0	0
NUMERICAL CHANGE	801	.00	0	0	.00	0	0	0	0	0	0	0
PERCENT CHANGE	.1-	2.50+	2+	0	.00	0	0	0	0	2+	0	0
		.0	*	*	*				*	*		
HANDLEY PD	636	.00	0	0	.00	0	0	0	0	0	0	0
NUMERICAL CHANGE	637	4.70	3	1	33.33	0	0	0	0	2	1	0
PERCENT CHANGE	.2-	4.70-	3-	1-	33.33-	0	0	0	0	2-	1-	0
		.0	*	*	*					*	*	
W VA ST COLLEGE SECURITY	480	106.24	51	2	3.92	0	0	0	4	8	39	0
NUMERICAL CHANGE	480	106.24	51	3	5.88	0	0	0	3	7	38	3
PERCENT CHANGE	.0	.00	0	1-	1.96-	0	0	0	1+	1+	1+	3-
		.0	.0	33.3-	33.3-				33.3+	14.3+	2.6+	*
LEWIS CITY	19,062	8.28	158	32	20.25	0	1	1	2	39	90	25
NUMERICAL CHANGE	19,092	8.43	161	25	-15.52	0	1	1	1	42	106	10
PERCENT CHANGE	.2-	1.15-	3-	7+	4.73+	0	0	0	1+	3-	16-	15+
		1.8-	1.9-	28.0+	30.5+				100.0+	7.1-	15.1-	150.0+
RURAL	12,733	8.48	108	21	19.44	0	0	0	2	30	55	21
NUMERICAL CHANGE	12,753	7.21	92	19	20.65	0	1	1	1	27	59	3
PERCENT CHANGE	.2-	1.27+	16+	2+	1.21-	0	1-	1-	1+	3+	4-	18+
		17.6+	17.4+	10.5+	5.9-		*	*	100.0+	11.1+	6.8-	600.0+

IDENTIFIER	POPULATION	CRIME RATE	TOTAL OFFEN	TOTAL CLEARED	PERCENT CLEARED	MURDER	RAPE	ROBBERY	FEL ASHLT	BREAK ENTER	LARCENY THEFT	M/V THEFT
SHERIFF 82	73	11	15.06	0	0	0	0	0	2	17	46	8
NUMERICAL CHANGE 81	49	4	8.16	0	0	0	0	0	0	7	39	2
PERCENT CHANGE	26+	7+	6.90+	0	0	0	0	0	2+	10+	7+	6+
	49.0+	175.0+	84.6+						*	142.9+	17.9+	300.0+
STATE POLICE 82	35	10	28.57	0	0	0	0	0	0	13	9	13
NUMERICAL CHANGE 81	43	15	34.88	0	0	0	0	0	1	20	20	1
PERCENT CHANGE	8-	5-	6.31-	0	0	0	0	0	1-	7-	11-	12+
	18.6-	33.3-	18.1-						*	35.0-	55.0-	1200.0+
MUNICIPAL 82	50	11	22.00	0	0	0	0	0	0	9	35	4
NUMERICAL CHANGE 81	69	6	8.69	0	0	0	0	0	0	15	47	7
PERCENT CHANGE	10-	5+	13.31+	0	0	0	0	0	0	6-	12-	3-
	.2-	83.3+	153.2+						*	40.0-	25.5-	42.9-
WESTON PD 82	50	11	22.00	0	0	0	0	0	0	9	35	4
NUMERICAL CHANGE 81	69	6	8.69	0	0	0	0	0	0	15	47	7
PERCENT CHANGE	10-	5+	13.31+	0	0	0	0	0	0	6-	12-	3-
	.2-	83.3+	153.2+						*	40.0-	25.5-	42.9-
LINCOLN CTY TOTAL 82	23,064	11.01	254	93	36.61	0	3	2	26	112	56	55
NUMERICAL CHANGE 81	23,189	10.21	237	78	32.91	0	9	3	15	106	52	50
PERCENT CHANGE	125-	80+	17+	15+	3.70+	2-	6-	1-	11+	6+	4+	5+
	.5-	7.8+	7.2+	19.2+	11.2+	*	66.7-	33.3-	73.3+	5.7+	7.7+	10.0+
RURAL 82	21,860	11.25	246	89	36.17	0	3	2	26	110	50	55
NUMERICAL CHANGE 81	21,984	10.55	232	76	32.75	2-	9	3	15	104	49	50
PERCENT CHANGE	124-	.70+	14+	13+	3.42+	2-	6-	1-	11+	6+	1+	5+
	.6-	6.6+	6.0+	17.1+	10.4+	*	66.7-	33.3-	73.3+	5.8+	2.0+	10.0+
SHERIFF 82	34	27	79.41	0	0	0	0	0	18	4	9	3
NUMERICAL CHANGE 81	51	20	39.21	1	5	0	0	0	8	20	9	8
PERCENT CHANGE	17-	7+	40.20+	1-	5-	0	0	0	10+	16-	0	5-
	33.3-	35.0+	102.5+						125.0+	80.0-	.0	62.5-
STATE POLICE 82	212	62	29.24	0	3	0	3	2	8	106	41	52
NUMERICAL CHANGE 81	181	56	30.93	1	4	1	4	3	7	84	40	42
PERCENT CHANGE	31+	6+	1.69-	1-	1-	0	1-	1-	1+	22+	1+	10+
	17.1+	10.7+	5.5-	*	25.0-	*	33.3-	14.3+	14.3+	26.2+	2.5+	23.8+
MUNICIPAL 82	1,204	8	50.00	0	0	0	0	0	0	2	6	0
NUMERICAL CHANGE 81	1,205	5	40.00	0	0	0	0	0	0	2	3	0
PERCENT CHANGE	1-	3+	10.00+	0	0	0	0	0	0	.0	100.0+	0
	.1-	60.0+	25.0+							.0	100.0+	
HAMLIN PD 82	1,204	8	50.00	0	0	0	0	0	0	2	6	0
NUMERICAL CHANGE 81	1,205	5	40.00	0	0	0	0	0	0	2	3	0
PERCENT CHANGE	1-	3+	10.00+	0	0	0	0	0	0	.0	100.0+	0
	.1-	60.0+	25.0+							.0	100.0+	

IDENTIFIER	POPULATION	CRIME RATE	TOTAL OFFEN	TOTAL CLEARED	PERCENT CLEARED	MURDER	RAPE	ROBBERY	FEL ASHLT	BREAK ENTER	LARCENY THEFT	M/V THEFT
LOGAN CITY	50,961	27.33	1393	390	27.99	1	3	29	63	453	600	244
NUMERICAL CHANGE	51,040	17.70	904	387	42.80	8	3	14	39	281	398	161
PERCENT CHANGE	79-	9.63+	489+	3+	14.81-	7-	0	15+	26+	172+	202+	83+
RURAL	45,435	27.58	1254	352	28.07	1	3	24	58	418	523	227
NUMERICAL CHANGE	45,506	19.20	874	373	62.67	8	2	14	32	275	385	158
PERCENT CHANGE	71-	8.38+	380+	21-	14.60-	7-	1+	10+	26+	143+	138+	69+
SHERIFF	159	13.20	21	13.20	0	0	1	4	3	38	86	27
NUMERICAL CHANGE	80	27.50	22	27.50	3	0	2	2	7	16	37	15
PERCENT CHANGE	79+	14.30-	1-	14.30-	3-	1+	2+	4-	22+	49+	12+	12+
STATE POLICE	1095	30.22	331	30.22	1	2	20	55	380	437	200	200
NUMERICAL CHANGE	794	44.20	351	44.20	5	2	12	25	259	348	143	143
PERCENT CHANGE	301+	13.98-	20-	13.98-	4-	0	8+	30+	121+	89+	57+	57+
MUNICIPAL	5,526	25.15	139	38	27.33	0	0	5	5	35	77	17
NUMERICAL CHANGE	5,534	5.42	30	14	46.66	0	1	0	7	6	13	3
PERCENT CHANGE	8-	19.73+	109+	24+	19.33-	0	1-	5+	2-	29+	64+	14+
LOGAN PD	3,033	29.01	88	15	17.04	0	0	3	3	20	54	8
NUMERICAL CHANGE	3,037	2.96	9	100.00	0	0	0	0	4	0	5	0
PERCENT CHANGE	4-	26.05+	79+	6+	82.96-	0	0	3+	1-	20+	49+	8+
MAN PD	1,343	23.82	32	20	62.50	0	0	0	1	10	17	4
NUMERICAL CHANGE	1,345	14.86	20	4	20.00	0	1	0	3	6	7	3
PERCENT CHANGE	2-	8.96+	12+	16+	42.50+	0	1-	0	2-	4+	10+	1+
CHAPMANVILLE PD	1,150	16.52	19	3	15.78	0	0	2	1	5	6	5
NUMERICAL CHANGE	1,151	86	1	100.00	0	0	0	0	0	0	1	0
PERCENT CHANGE	1-	15.66+	18+	2+	84.22-	0	0	2+	1+	5+	5+	5+
MCDOWELL CITY	49,992	4.80	240	89	37.08	3	5	8	23	108	50	43
NUMERICAL CHANGE	50,069	6.61	331	119	35.95	8	4	11	20	182	74	32
PERCENT CHANGE	77-	1.81-	91-	30-	1.13+	5-	1+	3-	3+	174-	24-	11+
RURAL	35,934	6.12	220	77	35.00	3	4	8	17	101	46	41
NUMERICAL CHANGE	36,001	8.16	294	105	35.71	8	4	9	17	162	66	28
PERCENT CHANGE	67-	2.04-	74-	28-	.71-	5-	0	1-	0	61-	20-	13+
	.2-	25.0-	25.2-	26.7-	2.0-	62.5-	.0	11.1-	.0	37.7-	30.3-	46.4+

IDENTIFIER	POPULATION	CRIME RATE	TOTAL OFFEN	TOTAL CLEARED	PERCENT CLEARED	MURDER	RAPE	ROBBERY	FEL ASHLT	BREAK ENTER	LARCENY THEFT	M/V THEFT
SHERIFF	82		0	0	.00	0	0	0	0	0	0	0
NUMERICAL CHANGE	81		30	27	90.00	2	0	0	0	15	12	1
PERCENT CHANGE			30-	27-	90.00-	2-	0	0	0	15-	12-	1-
STATE POLICE	82		220	77	35.00	3	4	8	17	101	46	41
NUMERICAL CHANGE	81		264	78	29.54	6	4	9	17	147	54	27
PERCENT CHANGE			44-	1-	5.66+	3-	0	1-	0	46-	8-	14+
MUNICIPAL	82	1.42	20	12	60.00	0	1	0	6	7	4	2
NUMERICAL CHANGE	81	2.62	37	14	37.83	0	0	2	3	20	8	4
PERCENT CHANGE		1.20-	17-	2-	22.17+	0	1+	2-	3+	13-	4-	2-
KEYSTONE PD	82	45.8-	45.9-	14.3-	58.6+	0	0	0	100.0+	65.0-	50.0-	50.0-
NUMERICAL CHANGE	81	.00	0	0	.00	0	0	0	0	0	0	0
PERCENT CHANGE		.00	0	0	.00	0	0	0	0	0	0	0
WAR PD	82	.00	0	0	.00	0	0	0	0	0	0	0
NUMERICAL CHANGE	81	.46	1	0	.00	0	0	0	0	0	1	0
PERCENT CHANGE		.46-	1-	0	.00	0	0	0	0	0	1-	0
WELCH PD	82	.00	0	0	.00	0	0	0	0	0	0	0
NUMERICAL CHANGE	81	.00	0	0	.00	0	0	0	0	0	0	0
PERCENT CHANGE		.00	0	0	.00	0	0	0	0	0	0	0
ANAWALT PD	82	.00	0	0	.00	0	0	0	0	0	0	0
NUMERICAL CHANGE	81	.00	0	0	.00	0	0	0	0	0	0	0
PERCENT CHANGE		.00	0	0	.00	0	0	0	0	0	0	0
GARY PD	82	2.23	5	0	.00	0	0	0	0	5	0	0
NUMERICAL CHANGE	81	2.23	5	1	20.00	0	0	1	0	3	1	0
PERCENT CHANGE		.00	0	1-	20.00-	0	0	1-	0	2+	1-	0
NORTH FORK PD	82	.00	0	0	.00	0	0	0	0	0	0	0
NUMERICAL CHANGE	81	3.07	2	2	100.00	0	0	0	1	0	1	0
PERCENT CHANGE		3.07-	2-	2-	100.00-	0	0	0	1-	0	1-	0
DAVY PD	82	13.49	12	12	100.00	0	0	0	6	2	4	0
NUMERICAL CHANGE	81	.00	0	0	.00	0	0	0	0	0	0	0
PERCENT CHANGE		13.49+	12+	12+	100.00+	0	0	0	6+	2+	4+	0
KIMBALL PD	82	1.15	1	0	.00	0	1	0	0	0	0	0
NUMERICAL CHANGE	81	13.88	12	0	.00	0	1+	1-	0	6	4	1
PERCENT CHANGE		12.73-	11-	0	.00	0	1+	1-	0	6-	4-	1-

IDENTIFIER	POPULATION	CRIME RATE	TOTAL OFFEN	TOTAL CLEARED	PERCENT CLEARED	MURDER	RAPE	ROBBERY	FEL ASHLT	BREAK ENTER	LARCENY THEFT	M/V THEFT
IEAGER PD	801	1.24	1	0	.00	0	0	0	0	0	0	1
	802	3.74	3	1	33.33	0	0	0	0	0	0	3
NUMERICAL CHANGE	1-	2.50-	2-	1-	33.33-	0	0	0	0	0	0	2-
PERCENT CHANGE	.1-	66.8-	66.7-	*	*	*	*	*	*	*	*	66.7-
BRADSHAW PD	1,045	.95	1	0	.00	0	0	0	0	0	0	1
	1,036	13.51	14	10	71.42	0	0	0	2	11	1	0
NUMERICAL CHANGE	9+	12.56-	13-	10-	71.42-	0	0	0	2-	11-	1-	1+
PERCENT CHANGE	.9+	93.0-	92.9-	*	*	*	*	*	*	*	*	*
MARION CTY	66,109	25.14	1663	414	24.89	4	7	25	28	633	881	85
	66,211	25.65	1699	328	19.30	2	13	45	23	596	871	149
NUMERICAL CHANGE	102-	.51-	36-	86+	5.59+	2+	6-	20-	5+	37+	10+	64-
PERCENT CHANGE	.2-	2.0-	2.1-	26.2+	29.0+	100.0+	46.2-	44.4-	21.7+	6.2+	1.1+	43.0-
RURAL	33,840	15.63	529	193	36.48	1	5	4	26	190	252	51
	33,893	13.12	445	156	35.05	2	2	8	8	182	175	68
NUMERICAL CHANGE	53-	2.51+	84+	57+	1.43+	1-	3+	4-	18+	8+	77+	17-
PERCENT CHANGE	.2-	19.1+	18.9+	23.7+	4.1+	50.0-	150.0+	50.0-	225.0+	4.4+	44.0+	25.0-
SHERIFF	82	410	151	36.82	1	5	4	23	160	192	192	25
	81	303	87	28.71	1	2	5	8	131	121	121	35
NUMERICAL CHANGE	107+	64+	64+	8.11+	0	3+	1-	15+	29+	71+	71+	10-
PERCENT CHANGE	35.3+	73.6+	73.6+	28.2+	.0	150.0+	20.0-	187.5+	22.1+	58.7+	58.7+	28.6-
STATE POLICE	82	119	42	35.29	0	0	0	3	30	60	60	26
	81	142	69	48.59	1	0	3	0	51	54	54	33
NUMERICAL CHANGE	23-	27-	27-	13.30-	1-	0	3-	0	21-	6+	6+	7-
PERCENT CHANGE	16.2-	39.1-	39.1-	27.4-	*	*	*	*	41.2-	11.1+	11.1+	21.2-
MUNICIPAL	82	32,269	1134	221	19.48	3	2	21	2	443	629	34
	81	32,318	1254	172	13.71	0	11	37	15	414	696	81
NUMERICAL CHANGE	49-	3.66-	120-	49+	5.77+	3+	9-	16-	13-	29+	67-	47-
PERCENT CHANGE	.2-	9.4-	9.6-	28.5+	42.1+	*	81.8-	43.2-	86.7-	7.0+	9.6-	58.0-
FAIRMONT PD	82	24,094	1115	217	19.46	3	2	21	2	426	628	33
	81	24,131	1205	170	14.10	0	11	35	15	395	676	73
NUMERICAL CHANGE	37-	3.66-	90-	47+	5.36+	3+	9-	14-	13-	31+	48-	40-
PERCENT CHANGE	.2-	7.3-	7.5-	27.6+	38.0+	*	81.8-	40.0-	86.7-	7.8+	7.1-	54.8-
MANNINGTON PD	82	3,044	14	2	14.28	0	0	0	0	12	1	1
	81	3,049	40	0	.00	0	0	2	0	10	20	8
NUMERICAL CHANGE	5-	8.52-	26-	2+	14.28+	0	0	2-	0	2+	19-	7-
PERCENT CHANGE	.2-	65.0-	65.0-	*	*	*	*	*	20.0+	95.0-	95.0-	87.5-
RIVESVILLE PD	82	1,340	0	0	.00	0	0	0	0	0	0	0
	81	1,342	0	0	.00	0	0	0	0	0	0	0
NUMERICAL CHANGE	2-	.00	0	0	.00	0	0	0	0	0	0	0
PERCENT CHANGE	.1-	.00	0	0	.00	0	0	0	0	0	0	0

IDENTIFIER	POPULATION	CRIME RATE	TOTAL OFFEN	TOTAL CLEARED	PERCENT CLEARED	MURDER	RAPE	ROBBERY	FEL ASHLT	BREAK ENTER	LARCENY THEFT	M/V THEFT
MONONGAH PD	1,140	.00	0	0	.00	0	0	0	0	0	0	0
82	1,142	1.75	2	1	50.00	0	0	0	0	2	0	0
NUMERICAL CHANGE	2	1.75-	2-	1-	50.00-	0	0	0	0	2-	0	0
PERCENT CHANGE	.2-	.0	*	*	*					*		
FAIRVIEW PD	767	2.60	2	1	50.00	0	0	0	0	2	0	0
82	768	1.30	1	0	.00	0	0	0	0	1	0	0
NUMERICAL CHANGE	1-	1.30+	1+	1+	50.00+	0	0	0	0	1+	0	0
PERCENT CHANGE	.1-	100.0+	100.0+	*	*					100.0+		
FARMINGTON PD	586	3.41	2	1	50.00	0	0	0	0	2	0	0
82	587	10.22	6	1	16.66	0	0	0	0	6	0	0
NUMERICAL CHANGE	1-	6.81-	4-	0	33.34+	0	0	0	0	4-	0	0
PERCENT CHANGE	.2-	66.6-	66.7-	.0	200.1+					66.7-		
GRANT TOWN PD	967	1.03	1	0	.00	0	0	0	0	1	0	0
82	968	.00	0	0	.00	0	0	0	0	0	0	0
NUMERICAL CHANGE	1-	1.03+	1+	0	.00	0	0	0	0	1+	0	0
PERCENT CHANGE	.1-	.0	*							*		
WORTHINGTON PD	331	.00	0	0	.00	0	0	0	0	0	0	0
82	331	.00	0	0	.00	0	0	0	0	0	0	0
NUMERICAL CHANGE	0	.00	0	0	.00	0	0	0	0	0	0	0
PERCENT CHANGE	.0											
MARSHALL CTY TOTAL	41,760	20.89	873	189	21.64	0	4	2	5	275	546	41
82	41,824	25.95	1086	178	16.39	0	1	4	4	331	643	103
NUMERICAL CHANGE	64-	5.06-	213-	11+	5.25+	0	3+	2-	1+	56-	97-	62-
PERCENT CHANGE	.2-	19.5-	19.6-	6.2+	32.0+					25.0+	15.1-	60.2-

RURAL	21,430	6.48	139	27	19.42	0	3	0	4	79	47	6
82	21,463	8.99	193	27	13.98	0	1	1	3	104	56	28
NUMERICAL CHANGE	33-	2.51-	54-	0	5.44+	0	2+	1-	1+	25-	9-	22-
PERCENT CHANGE	.2-	27.9-	28.0-	.0	38.9+					24.0-	16.1-	78.6-
SHERIFF	82											
82												
NUMERICAL CHANGE												
PERCENT CHANGE												
STATE POLICE	82											
82												
NUMERICAL CHANGE												
PERCENT CHANGE												
MUNICIPAL	20,330	36.09	734	162	22.07	0	1	2	1	196	499	35
82	20,361	43.85	893	151	16.90	0	0	3	1	227	587	75
NUMERICAL CHANGE	31-	7.76-	159-	11+	5.17+	0	1+	1-	0	31-	88-	40-
PERCENT CHANGE	.2-	17.7-	17.8-	7.3+	30.6+					13.7-	15.0-	53.3-

IDENTIFIER	POPULATION	CRIME RATE	TOTAL OFFEN	TOTAL CLEARED	PERCENT CLEARED	MURDER	RAPE	ROBBERY	FEL ASHLT	BREAK ENTER	LARCENY THEFT	M/V THEFT
BENWOOD PD	2,013	81.47	164	106	64.63	0	1	0	1	10	149	3
	2,016	70.93	143	73	51.04	0	0	1	1	21	118	2
NUMERICAL CHANGE	3-	10.54+	21+	33+	13.59+	0	1+	0	0	11-	31+	1+
PERCENT CHANGE	.1-	14.9+	14.7+	45.2+	26.6+	0	*	*	.0	52.4-	26.3+	50.0+
CAMERON PD	1,486	1.34	2	0	.00	0	0	0	0	1	1	0
	1,488	1.34	2	0	.00	0	0	0	0	1	1	0
NUMERICAL CHANGE	2-	.00	0	0	.00	0	0	0	0	0	0	0
PERCENT CHANGE	.1-	.0	.0	.0	.00	0	0	0	0	.0	.0	0
GLEN DALE PD	1,888	7.94	15	2	13.33	0	0	1	0	4	7	3
	1,891	16.39	31	12	38.70	0	0	0	0	8	18	5
NUMERICAL CHANGE	3-	8.45-	16-	10-	25.37-	0	0	1+	0	4-	11-	2-
PERCENT CHANGE	.2-	51.6-	51.6-	83.3-	65.6-	0	*	*	0	50.0-	61.1-	40.0-
MCMECHEN PD	2,427	9.88	24	1	4.16	0	0	0	0	5	19	0
	2,431	4.93	12	1	8.33	0	0	0	0	3	9	0
NUMERICAL CHANGE	4-	4.95+	12+	0	4.17-	0	0	0	0	2+	10+	0
PERCENT CHANGE	.2-	100.4+	100.0+	.0	50.1-	0	0	0	0	66.7+	111.1+	0
MOUNDSVILLE PD	12,516	42.26	529	53	10.01	0	0	1	0	176	323	29
	12,535	56.23	705	65	9.21	0	0	2	0	194	441	68
NUMERICAL CHANGE	19-	13.97-	176-	12-	.80+	0	0	1-	0	18-	118-	39-
PERCENT CHANGE	.2-	24.8-	25.0-	18.5-	8.7+	0	0	50.0-	0	9.3-	26.8-	57.4-
MASON CTY	27,002	23.03	622	119	19.13	0	2	3	23	147	409	38
	27,274	15.14	413	69	16.70	0	1	5	20	127	249	11
NUMERICAL CHANGE	272-	7.89+	209+	50+	2.43+	0	1+	2-	3+	20+	160+	27+
PERCENT CHANGE	1.0-	52.1+	50.6+	72.5+	14.6+	0	100.0+	40.0-	15.0+	15.7+	64.3+	245.5+
RURAL	16,766	20.99	352	69	19.60	0	2	1	20	79	221	29
	17,029	9.27	158	24	15.18	0	0	0	13	65	75	5
NUMERICAL CHANGE	263-	11.72+	194+	45+	4.42+	0	2+	1+	7+	14+	146+	24+
PERCENT CHANGE	1.5-	126.4+	122.8+	187.5+	29.1+	0	*	*	53.8+	21.5+	194.7+	480.0+
SHERIFF	327	19.57	64	6	19.57	0	2	1	19	68	211	26
	116	8.62	10	0	8.62	0	0	0	7	49	56	4
NUMERICAL CHANGE	211+	10.95+	54+	0	10.95+	0	2+	1+	12+	19+	155+	22+
PERCENT CHANGE	181.9+	540.0+	127.0+	0	127.0+	0	*	*	171.4+	38.8+	276.8+	550.0+
STATE POLICE	25	20.00	5	0	20.00	0	0	0	1	11	10	3
	42	33.33	14	0	33.33	0	0	0	6	16	19	1
NUMERICAL CHANGE	17-	13.33-	9-	0	13.33-	0	0	0	5-	5-	9-	2+
PERCENT CHANGE	40.5-	64.3-	40.0-	0	40.0-	0	0	0	83.3-	31.3-	47.4-	200.0+
MUNICIPAL	10,236	26.37	270	50	18.51	0	0	2	3	68	188	9
	10,245	24.88	255	45	17.64	0	1	5	7	62	174	6
NUMERICAL CHANGE	9-	1.49+	15+	5+	.87+	0	1-	3-	4-	6+	14+	3+
PERCENT CHANGE	.1-	6.0+	5.9+	11.1+	4.9+	0	*	60.0-	57.1-	9.7+	8.0+	50.0+

IDENTIFIER	POPULATION	CRIME RATE	TOTAL CLEARED	PERCENT CLEARED	MURDER	RAPE	ROBBERY	FEL ASHLT	BREAK ENTER	LARCENY THEFT	M/V THEFT
POINT PLEASANT PD	5,712	42.36	242	16.11	0	0	2	3	58	172	7
NUMERICAL CHANGE	5,721	41.77	239	16.31	0	1	5	5	52	171	5
PERCENT CHANGE	.2-	.59+	3+	.20-	0	1-	3-	2-	6+	1+	2+
		1.4+	1.3+	1.2-		* 60.0-	40.0-		11.5+	.6+	40.0+
NEW HAVEN PD	1,736	4.03	7	71.42	0	0	0	0	5	1	1
NUMERICAL CHANGE	1,739	5.17	9	33.33	0	0	0	1	5	3	1+
PERCENT CHANGE	.2-	1.14-	2-	38.09+	0	0	0	1-	0	2-	* 1+
		22.1-	66.7+	114.3+			* 40.0-		.0	66.7-	* 40.0+
MASON PD	1,390	9.35	13	30.76	0	0	0	0	3	10	0
NUMERICAL CHANGE	1,392	3.59	5	40.00	0	0	0	1	3	0	1
PERCENT CHANGE	.1-	5.76+	8+	9.24-	0	0	0	1-	0	10+	1-
		160.4+	100.0+	23.1-			* 40.0-		.0	* 10	* 1-
HENDERSON PD	603	13.26	8	25.00	0	0	0	0	2	5	1
NUMERICAL CHANGE	604	3.31	2	50.00	0	0	0	0	2	0	0
PERCENT CHANGE	.2-	9.95+	6+	25.00-	0	0	0	0	.0	5+	1+
		300.6+	100.0+	50.0-					.0	* 5+	* 1+
HARTFORD PD	557	.00	0	.00	0	0	0	0	0	0	0
NUMERICAL CHANGE	558	.00	0	.00	0	0	0	0	0	0	0
PERCENT CHANGE	.2-	.00	0	.00	0	0	0	0	0	0	0
LEON PD	238	.00	0	.00	0	0	0	0	0	0	0
NUMERICAL CHANGE	231	.00	0	.00	0	0	0	0	0	0	0
PERCENT CHANGE	7+	.00	0	.00	0	0	0	0	0	0	0
	3.0+										
MERCER CTY	74,017	27.68	2049	17.95	5	7	27	46	666	1154	144
TOTAL	74,131	20.61	1529	20.73	9	3	31	95	555	758	78
NUMERICAL CHANGE	114-	7.07+	520+	2.78-	4-	4+	4-	49-	111+	396+	66+
PERCENT CHANGE	.2-	34.3+	34.0+	13.4-	44.4-	133.3+	12.9-	51.6-	20.0+	52.2+	84.6+
RURAL	46,315	12.47	578	32.00	4	0	5	24	202	264	79
NUMERICAL CHANGE	46,889	9.10	427	30.44	3	0	4	66	156	169	29
PERCENT CHANGE	1.2-	3.37+	151+	1.56+	1+	0	1+	42-	46+	95+	50+
		37.0+	35.4+	5.1+	33.3+		25.0+	63.6-	29.5+	56.2+	172.4+
SHERIFF	380	91	23.94	1	0	5	13	151	173	37	
NUMERICAL CHANGE	246	84	34.14	0	0	2	61	90	86	7	
PERCENT CHANGE	54.5+	7+	10.20-	1+	0	3+	48-	61+	87+	30+	
		8.3+	29.9-	* 150.0+	* 78.7-	101.2+	428.6+				
STATE POLICE	198	94	47.47	3	0	0	11	51	91	42	
NUMERICAL CHANGE	181	46	25.41	3	0	2	5	66	83	22	
PERCENT CHANGE	17+	48+	22.06+	0	0	2-	6+	15-	8+	20+	
		9.4+	104.3+	86.8+	.0	* 120.0+	22.7-				

IDENTIFIER	POPULATION	CRIME RATE	TOTAL OFFEN	TOTAL CLEARED	PERCENT CLEARED	MURDER	RAPE	ROBBERY	FEL ASHLT	BREAK ENTER	LARCENY THEFT	M/V THEFT
MUNICIPAL	27,702	53.08	1471	183	12.44	1	7	22	22	464	890	65
NUMERICAL CHANGE	27,242	40.44	1102	187	16.96	6	3	27	29	399	589	49
PERCENT CHANGE	460+	12.64+	369+	4-	4.52-	5-	4+	5-	7-	65+	301+	16+
	1.7+	31.3+	33.5+	2.1-	26.7-	83.3-	133.3+	18.5-	24.1-	16.3+	51.1+	32.7+
ATHENS PD	1,134	2.64	3	0	.00	0	0	0	0	3	0	0
NUMERICAL CHANGE	1,136	7.04	8	3	37.50	0	0	0	2	4	2	0
PERCENT CHANGE	2-	4.40-	5-	3-	37.50-	0	0	0	2-	1-	2-	0
	.2-	62.5-	62.5-	*	*	*	*	*	*	25.0-	*	*
BLUEFIELD PD	16,024	42.49	681	146	21.43	1	2	9	21	211	408	29
NUMERICAL CHANGE	16,048	26.73	429	138	32.16	3	0	12	21	179	193	21
PERCENT CHANGE	24-	15.76+	252+	8+	10.73-	2-	2+	3-	0	32+	215+	8+
	.1-	59.0+	58.7+	5.8+	33.4-	66.7-	*	25.0-	.0	17.9+	111.4+	38.1+
PRINCETON PD	7,495	100.86	756	36	4.76	0	5	13	1	231	471	35
NUMERICAL CHANGE	7,507	86.97	653	46	7.04	3	3	15	6	211	387	28
PERCENT CHANGE	12-	13.89+	103+	10-	2.28-	3-	2+	2-	5-	20+	84+	7+
	.2-	16.0+	15.8+	21.7-	32.4-	*	66.7+	13.3-	83.3-	9.5+	21.7+	25.0+
MATOAKA PD	612	4.90	3	0	.00	0	0	0	0	1	1	1
NUMERICAL CHANGE	613	.00	0	0	.00	0	0	0	0	0	0	0
PERCENT CHANGE	1-	4.90+	3+	0	.00	0	0	0	0	1+	1+	1+
	.2-	.0	*	*	*	*	*	*	*	*	*	*
BRAMWELL PD	1,001	.00	0	0	.00	0	0	0	0	0	0	0
NUMERICAL CHANGE	1,002	.00	0	0	.00	0	0	0	0	0	0	0
PERCENT CHANGE	1-	.00	0	0	.00	0	0	0	0	0	0	0
	.1-	.00	0	0	.00	0	0	0	0	0	0	0
CONCORD COL SECURITY	936	13.88	13	1	7.69	0	0	0	0	6	7	0
NUMERICAL CHANGE	936	12.82	12	0	.00	0	0	0	0	5	7	0
PERCENT CHANGE	0	1.06+	1+	1+	7.69+	0	0	0	0	1+	0	0
	.0	8.3+	8.3+	*	*	*	*	*	20.0+	.0	.0	.0
BLUEFIELD ST SECURITY	500	30.00	15	0	.00	0	0	0	0	12	3	0
NUMERICAL CHANGE	500+	.00	0	0	.00	0	0	0	0	0	0	0
PERCENT CHANGE	.0	30.00+	15+	0	.00	0	0	0	0	12+	3+	0
	.0	.0	*	*	*	*	*	*	*	*	*	*
MINERAL CITY TOTAL	27,401	13.90	381	52	13.64	0	3	2	2	102	260	12
NUMERICAL CHANGE	27,443	12.24	336	71	21.13	1	3	2	2	90	221	17
PERCENT CHANGE	42-	1.66+	45+	19-	7.49-	1-	0	0	0	12+	39+	5-
	.2-	13.6+	13.4+	26.8-	35.4-	*	.0	.0	.0	13.3+	17.6+	29.4-
RURAL	16,534	11.91	197	15	7.61	0	2	1	1	65	117	11
NUMERICAL CHANGE	16,555	.36	6	1	16.66	0	0	0	0	2	4	0
PERCENT CHANGE	21-	11.55+	191+	14+	9.05-	0	2+	1+	1+	63+	113+	11+
	.1-	3208.3+	3183.3+	1400.0+	54.3-	*	*	*	*	3150.0+	2825.0+	*

IDENTIFIER	POPULATION	CRIME RATE	TOTAL OFFEN	TOTAL CLEARED	PERCENT CLEARED	MURDER	RAPE	ROBBERY	FEL ASHLT	BREAK ENTER	LARCENY THEFT	M/V THEFT
SHERIFF 82	10,867	16.93	184	37	20.10	0	2	1	1	37	143	1
NUMERICAL CHANGE 81	10,888	15.33	167	41	24.55	0	0	2	0	38	120	7
PERCENT CHANGE	21-	1.60+	17+	4-	4.45-	0	1+	1-	1+	2.6-	23+	6-
STATE POLICE 82	6,638	24.25	161	34	21.11	0	1	1	1	29	128	1
NUMERICAL CHANGE 81	6,648	21.66	144	35	24.50	0	0	2	0	25	112	5
PERCENT CHANGE	10-	2.59+	17+	1-	3.19-	0	1+	1-	1+	4+	16+	4-
KEYSER PD	1,504	15.29	23	3	13.04	0	0	0	0	8	15	0
NUMERICAL CHANGE 81	1,507	15.26	23	6	26.08	0	0	0	0	13	8	2
PERCENT CHANGE	3-	.03+	0	3-	13.04-	0	0	0	0	5-	7+	2-
PIEDMONT PD	1,004	.00	0	0	.00	0	0	0	0	0	0	0
NUMERICAL CHANGE 81	1,005	.00	0	0	.00	0	0	0	0	0	0	0
PERCENT CHANGE	1-	.00	0	0	.00	0	0	0	0	0	0	0
ELK GARDEN PD	294	.00	0	0	.00	0	0	0	0	0	0	0
NUMERICAL CHANGE 81	301	.00	0	0	.00	0	0	0	0	0	0	0
PERCENT CHANGE	2.3-	.00	0	0	.00	0	0	0	0	0	0	0
POTOMAC ST SECURITY	1,427	.00	0	0	.00	0	0	0	0	0	0	0
NUMERICAL CHANGE 81	1,427	.00	0	0	.00	0	0	0	0	0	0	0
PERCENT CHANGE	0	.00	0	0	.00	0	0	0	0	0	0	0
MINGO CTY	37,382	24.44	914	311	34.02	9	6	21	194	229	309	146
NUMERICAL CHANGE 81	37,440	20.15	755	220	29.13	2	9	18	79	187	320	140
PERCENT CHANGE	58-	4.29+	159+	91+	4.89+	7+	3-	3+	115+	42+	11-	6+
TOTAL	2-	21.3+	21.1+	41.4+	16.8+	350.0+	33.3-	16.7+	145.6+	22.5+	3.4-	4.3+
RURAL	28,879	14.99	433	220	50.80	8	2	11	70	117	106	119
NUMERICAL CHANGE 81	28,925	10.16	294	127	43.19	2	2	6	13	80	89	102
PERCENT CHANGE	46-	4.83+	139+	93+	7.61+	6+	0	5+	57+	37+	17+	17+
	.2-	47.5+	47.3+	73.2+	17.6+	300.0+	.0	83.3+	438.5+	46.3+	19.1+	16.7+

IDENTIFIER

IDENTIFIER	POPULATION	CRIME RATE	TOTAL OFFENSES	TOTAL CLEARED	PERCENT CLEARED	MURDER	RAPE	ROBBERY	FEL ASLTT	BREAK ENTER	LARCENY THEFT	M/V THEFT
SHERIFF												
82	250	179	71.60	5	2	9	59	71	54	50		
81	94	95.91	1	2	5	1	36	31	22			
NUMERICAL CHANGE	152+	85+	24.31-	4+	0	4+	58+	35+	23+	28+		
PERCENT CHANGE	155.1+	90.4+	25.3-	400.0+	.0	80.0+	580.0+	97.2+	74.2+	127.3+		
STATE POLICE												
82	183	41	22.40	3	0	2	11	46	52	69		
81	196	33	16.83	1	0	1	12	44	58	80		
NUMERICAL CHANGE	13-	8+	5.57+	2+	0	1+	1-	2+	6-	11-		
PERCENT CHANGE	6.6-	24.2+	33.1+	200.0+	0	100.0+	8.3-	4.5+	10.3-	13.8-		
MUNICIPAL												
82	8,503	56.56	18.91	1	4	10	124	112	203	27		
81	8,515	54.13	20.17	0	7	12	66	107	231	38		
NUMERICAL CHANGE	12-	2.43+	1.26-	1+	3-	2-	58+	5+	28-	11-		
PERCENT CHANGE	.1-	4.5+	6.2-	* 42.9-	* 16.7-	* 87.9+	* 100.0+	4.7+	12.1-	28.9-		
GILBERT PD												
82	769	16.90	46.15	0	0	0	3	6	4	0		
81	770	3.89	33.33	0	0	0	0	3	0	0		
NUMERICAL CHANGE	1-	13.01+	12.82+	0	0	0	3+	3+	4+	0		
PERCENT CHANGE	.1-	334.4+	500.0+	38.5+			* 100.0+					
WILLIAMSON PD												
82	5,210	89.24	18.27	1	4	10	121	104	199	26		
81	5,218	85.85	18.97	0	7	11	66	99	229	36		
NUMERICAL CHANGE	8-	3.39+	.70-	1+	3-	1-	55+	5+	30-	10-		
PERCENT CHANGE	.2-	3.9+	3.7-	* 42.9-	* 9.1-	* 83.3+	* 5.1+	5.1+	13.1-	27.8-		
KERMIT PD												
82	718	2.78	.00	0	0	0	0	2	0	0		
81	719	13.90	70.00	0	0	1	0	5	2	2		
NUMERICAL CHANGE	1-	11.12-	70.00-	0	0	1-	0	3-	2-	2-		
PERCENT CHANGE	.1-	80.0-	* 80.0-	* 42.9-	* 9.1-	* 83.3+	* 5.1+	60.0-	* 13.1-	27.8-		
DELBARTON PD												
82	996	1.00	.00	0	0	0	0	0	0	1		
81	997	.00	.00	0	0	0	0	0	0	0		
NUMERICAL CHANGE	1-	1.00+	.00	0	0	0	0	0	0	1+		
PERCENT CHANGE	.1-	.0	.00	0	0	0	0	0	0	* 1+		
MATEWAN PD												
82	810	.00	.00	0	0	0	0	0	0	0		
81	811	.00	.00	0	0	0	0	0	0	0		
NUMERICAL CHANGE	1-	.00	.00	0	0	0	0	0	0	0		
PERCENT CHANGE	.1-	.00	.00	0	0	0	0	0	0	0		

MONONGALIA CTY TOTAL
82 75,911 26.82 2037 455 22.33 6 8 20 60 461 1310 172
81 76,028 27.24 2072 264 12.74 2 8 28 22 563 1287 162
NUMERICAL CHANGE .42- 191+ 9.59+ 4+ 0 8- 38+ 102- 23+ 10+
PERCENT CHANGE .2- 1.5- 1.7- 72.3+ 75.3+ 200.0+ .0 28.6- 172.7+ 18.1- 1.8+ 6.2+

RURAL
82 36,782 13.23 487 59 12.11 5 2 7 4 171 251 47
81 36,381 12.91 470 52 11.06 1 0 9 6 189 236 29
NUMERICAL CHANGE .32+ 17+ 1.05+ 4+ 2+ 2- 15+ 18+
PERCENT CHANGE 1.1+ 2.5+ 3.6+ 13.5+ 9.5+ 400.0+ * 22.2- 33.3- 9.5- 6.4+ 62.1+

IDENTIFIER	POPULATION	CRIME RATE	TOTAL OFFENSES	PERCENT CLEARED	MURDER	RAPE	ROBBERY	FEL ASHLT	BREAK ENTER	LARCENY THEFT	M/V THEFT
SHERIFF	39,129	39.60	1550	25.54	1	6	13	56	290	1059	125
NUMERICAL CHANGE	39,647	40.40	1602	21.81	1	8	19	16	374	1051	133
PERCENT CHANGE	518-	.80-	52-	13.64+	0	2-	6-	40+	84-	8+	8-
	1.3-	2.0-	3.2-	93.0+	.0	25.0-	31.6-	250.0+	22.5-	.8+	6.0-
STATE POLICE	27,811	31.13	866	35.45	1	5	11	48	214	486	101
NUMERICAL CHANGE	28,228	27.27	770	21.81	1	7	13	6	260	376	107
PERCENT CHANGE	417-	3.86+	96+	13.64+	0	2-	2-	42+	46-	110+	6-
	1.5-	14.2+	12.5+	62.5+	.0	28.6-	15.4-	700.0+	17.7-	29.3+	5.6-
MORGANTOWN PD	1,459	66.48	97	64.94	0	0	1	1	10	77	8
NUMERICAL CHANGE	1,481	33.08	49	26.53	0	0	3	0	17	25	4
PERCENT CHANGE	22-	33.40+	48+	38.41+	0	0	2-	1+	7-	52+	4+
	1.5-	101.0+	98.0+	144.8+	0	0	66.7-	*	41.2-	208.0+	100.0+
STAR CITY PD	4,935	29.58	146	10.27	0	1	1	7	53	80	4
NUMERICAL CHANGE	5,009	45.71	229	6.11	0	1	2	9	80	128	10
PERCENT CHANGE	74-	16.13-	83-	4.16+	0	1+	1-	2-	27-	48-	6-
	1.5-	35.3-	36.2-	68.1+	0	*	50.0-	22.2-	33.8-	37.5-	60.0-
WESTOVER PD	288	.00	0	.00	0	0	0	0	0	0	0
NUMERICAL CHANGE	292	.00	0	.00	0	0	0	0	0	0	0
PERCENT CHANGE	4-	.00	0	.00	0	0	0	0	0	0	0
	1.4-										
OSAGE PD	3,636	120.45	438	2.51	0	0	0	0	0	416	12
NUMERICAL CHANGE	3,636	150.71	548	3.10	0	1	1	1	13	520	12
PERCENT CHANGE	0	30.26-	110-	.59-	0	1-	1-	1-	3-	104-	0
	.0	20.1-	20.1-	19.0-	0	*	*	*	23.1-	20.0-	.0
WVU SECURITY POLICE	1,000	3.00	3	.00	0	0	0	0	3	0	0
NUMERICAL CHANGE	1,001	5.99	6	.00	0	0	0	0	4	2	0
PERCENT CHANGE	1-	2.99-	3-	.00	0	0	0	0	1-	2-	0
	.1-	49.9-	50.0-						25.0-	*	
GRANVILLE PD	14,099	7.16	101	22.77	0	0	2	3	71	22	3
NUMERICAL CHANGE	14,121	7.85	111	27.02	0	2	0	9	74	24	2
PERCENT CHANGE	22-	.69-	10-	4.25-	0	2-	2+	6-	3-	2-	1+
	.2-	8.8-	9.0-	15.7-	0	*	*	66.7-	4.1-	8.3-	50.0+

MONROE CTY TOTAL
NUMERICAL CHANGE
PERCENT CHANGE

IDENTIFIER	POPULATION	CRIME RATE	TOTAL OFFEN	TOTAL CLEARED	PERCENT CLEARED	MURDER	RAPE	ROBBERY	FEL ASHLT	BREAK ENTER	LARCENY THEFT	M/V THEFT
RURAL	11,331	7.14	81	16	19.75	0	0	1	2	60	15	3
NUMERICAL CHANGE	11,347	9.07	103	26	25.24	0	1	0	8	69	23	2
PERCENT CHANGE	16-	1.93-	22-	10-	5.49-	0	1-	1+	6-	9-	8-	1+
	.1-	21.3-	21.4-	38.5-	21.8-		*	*	75.0-	13.0-	34.8-	50.0+
SHERIFF			49	5	10.20	0	0	0	1	35	13	0
NUMERICAL CHANGE			55	9	16.36	0	0	0	3	38	14	0
PERCENT CHANGE			6-	4-	6.16-	0	0	0	2-	3-	1-	0
			10.9-	44.4-	37.7-				66.7-	7.9-	7.1-	
STATE POLICE			32	11	34.37	0	0	1	1	25	2	3
NUMERICAL CHANGE			48	17	35.41	0	0	5	5	31	9	2
PERCENT CHANGE			16-	6-	1.04-	0	1-	1+	4-	6-	7-	1+
			33.3-	35.3-	2.9-		*	*	80.0-	19.4-	77.8-	50.0+
MUNICIPAL	2,768	7.22	20	7	35.00	0	0	1	1	11	7	0
NUMERICAL CHANGE	2,774	2.88	8	4	50.00	0	1	0	1	5	1	0
PERCENT CHANGE	6-	4.34+	12+	3+	15.00-	0	1-	1+	0	6+	6+	0
	.2-	150.7+	150.0+	75.0+	30.0-		*	*	.0	120.0+	600.0+	
ALDERSON PD	1,388	12.96	18	5	27.77	0	0	1	1	9	7	0
NUMERICAL CHANGE	1,391	2.87	4	3	75.00	0	1	0	0	3	0	0
PERCENT CHANGE	3-	10.09+	14+	2+	47.23-	0	1-	1+	1+	6+	7+	0
	.2-	351.6+	350.0+	66.7+	63.0-		*	*	* 200.0+		*	
UNION PD	734	2.72	2	2	100.00	0	0	0	0	2	0	0
NUMERICAL CHANGE	736	1.35	1	1	100.00	0	0	0	0	0	1	0
PERCENT CHANGE	2-	1.37+	1+	1+	.00	0	0	0	0	2+	1-	0
	.3-	101.5+	100.0+	100.0+	.0				* 1-	* 2-	* 0	
PETERSTOWN PD	646	.00	0	0	.00	0	0	0	0	0	0	0
NUMERICAL CHANGE	647	4.63	3	0	.00	0	0	0	1	2	0	0
PERCENT CHANGE	1-	4.63-	3-	0	.00	0	0	0	1-	2-	0	0
	.2-	.0	*						* 1-	* 2-	* 0	
MORGAN CITY	10,791	24.46	264	43	16.28	1	2	2	5	179	71	4
NUMERICAL CHANGE	10,808	25.25	273	68	24.90	0	2	2	2	170	87	10
PERCENT CHANGE	17-	3.1-	3.3-	25-	8.62-	1+	0	0	3+	9+	16-	6-
	.2-	3.1-	36.8-	34.6-	.0	*	.0	.0	150.0+	5.3+	18.4-	60.0-
RURAL	9,341	28.26	264	43	16.28	1	2	2	5	179	71	4
NUMERICAL CHANGE	9,356	28.00	262	66	25.19	0	2	2	1	162	85	10
PERCENT CHANGE	15-	.26+	2+	23-	8.91-	1+	0	0	4+	17+	14-	6-
	.2-	.9+	.8+	34.8-	35.4-	*	.0	.0	400.0+	10.5+	16.5-	60.0-
SHERIFF			139	7	5.03	0	0	0	0	103	36	0
NUMERICAL CHANGE			122	12	9.83	0	0	0	0	82	36	4
PERCENT CHANGE			17+	5-	4.80-	0	0	0	0	21+	0	4-
			13.9+	41.7-	48.8-					25.6+	.0	*

IDENTIFIER	POPULATION	CRIME RATE	TOTAL OFFEN	TOTAL CLEARED	PERCENT CLEARED	MURDER	RAPE	ROBBERY	FEL ASHLT	BREAK ENTER	LARCENY THEFT	M/V THEFT
STATE POLICE 82	125	28.80	1	2	2	5	76	35	4			
NUMERICAL CHANGE 81	140	38.57	0	2	2	1	80	49	6			
PERCENT CHANGE	15-	9.77-	1+	0	0	4+	4-	14-	2-			
	10.7-	33.3-	*	.0	.0	400.0+	5.0-	28.6-	33.3-			
MUNICIPAL 82	1,450	.00	0	0	.00	0	0	0	0			
NUMERICAL CHANGE 81	1,452	7.57	11	2	18.18	0	0	1	8			
PERCENT CHANGE	2-	7.57-	11-	2-	18.18-	0	0	1-	8-			
	.1-	.0	*	*	*	*	*	*	*			
BERKELEY SPRINGS PD 82	800	.00	0	0	.00	0	0	0	0			
NUMERICAL CHANGE 81	801	.00	0	0	.00	0	0	0	0			
PERCENT CHANGE	1-	.00	0	0	.00	0	0	0	0			
	.1-											
PAN-PAN PD 82	650	.00	0	0	.00	0	0	0	0			
NUMERICAL CHANGE 81	651	16.89	11	2	18.18	0	0	1	8			
PERCENT CHANGE	1-	16.89-	11-	2-	18.18-	0	0	1-	8-			
	.2-	.0	*	*	*	*	*	*	*			

NICHOLAS CITY TOTAL 82	28,321	8.50	241	55	22.82	2	3	3	9	75	132	17
NUMERICAL CHANGE 81	28,365	8.88	252	70	27.77	0	7	1	6	91	124	23
PERCENT CHANGE	44-	.38-	11-	15-	4.95-	2+	4-	2+	3+	16-	8+	6-
	.2-	4.3-	4.4-	21.4-	17.8-	*	57.1-	200.0+	50.0+	17.6-	6.5+	26.1-

RURAL 82	21,736	8.37	182	33	18.13	2	2	2	6	60	95	15
NUMERICAL CHANGE 81	21,771	6.84	149	45	30.20	0	7	0	4	65	59	14
PERCENT CHANGE	35-	1.53+	33+	12-	12.07-	2+	5-	2+	2+	5-	36+	1+
	.2-	22.4+	22.1+	26.7-	40.0-	*	71.4-	*	50.0+	7.7-	61.0+	7.1+
SHERIFF 82	92	6.52	6	6	6.52	0	2	0	2	35	49	4
NUMERICAL CHANGE 81	60	10.00	6	6	10.00	0	0	0	0	28	30	2
PERCENT CHANGE	32+	3.48-	0	0	3.48-	0	2+	0	2+	7+	19+	2+
	53.3+	34.8-	.0	.0	34.8-		*	*	*	25.0+	63.3+	100.0+
STATE POLICE 82	90	30.00	27	27	30.00	2	0	2	4	25	46	11
NUMERICAL CHANGE 81	89	43.82	39	39	43.82	0	7	0	4	37	29	12
PERCENT CHANGE	1.1+	13.82-	12-	12-	13.82-	2+	7-	2+	4	12-	17+	1-
	1.1+	30.8-	31.5-	31.5-	31.5-	*	*	*	.0	32.4-	58.6+	8.3-
MUNICIPAL 82	6,585	8.95	59	22	37.28	0	1	1	3	15	37	2
NUMERICAL CHANGE 81	6,594	15.61	103	25	24.27	0	0	1	2	26	65	9
PERCENT CHANGE	.1-	6.66-	44-	3-	13.01+	0	1+	0	1+	11-	28-	7-
		42.7-	42.7-	12.0-	53.6+		*	*	.0	42.3-	43.1-	77.8-
RICHWOOD PD 82	3,584	1.67	6	3	50.00	0	1	1	0	0	4	0
NUMERICAL CHANGE 81	3,589	2.22	8	7	87.50	0	1	1	0	4	1	2
PERCENT CHANGE	.1-	.55-	2-	4-	37.50-	0	1+	0	0	4-	3+	2-
		24.8-	25.0-	57.1-	42.9-		*	*	.0	300.0+	*	*

IDENTIFIER	POPULATION	CRIME RATE	TOTAL OFFEN	TOTAL CLEARED	PERCENT CLEARED	MURDER	RAPE	ROBBERY	FEL ASHLT	BREAK ENTER	LARCENY THEFT	M/V THEFT
SUMMERSVILLE PD	3,001	17.66	53	19	35.84	0	0	0	2	15	33	2
NUMERICAL CHANGE	3,005	31.61	95	18	18.94	0	0	0	2	22	64	7
PERCENT CHANGE	4-	13.95-	42-	1+	16.90+	0	0	0	1+	7-	31-	5-
	.1-	44.1-	44.2-	5.6+	89.2+				50.0+	31.8-	48.4-	71.4-

OHIO CITY	62,012	28.04	1740	298	17.12	5	16	88	32	644	791	164
NUMERICAL CHANGE	62,107	28.09	1745	307	17.59	4	16	77	45	560	883	160
PERCENT CHANGE	95-	.05-	5-	9-	.47-	1+	0	11+	13-	84+	92-	4+
	.2-	.2-	.3-	2.9-	2.7-	25.0+	0	14.3+	28.9-	15.0+	10.4-	2.5+

RURAL	10,967	11.21	123	8	6.50	0	0	2	3	49	52	17
NUMERICAL CHANGE	10,995	.00	0	0	.00	0	0	0	0	0	0	0
PERCENT CHANGE	28-	11.21+	123+	8+	6.50+	0	0	2+	3+	49+	52+	17+
	.3-	.0	*	*	*			*	*	*	*	*
SHERIFF	82		68	0	.00	0	0	1	2	31	30	4
NUMERICAL CHANGE	81		82	6	7.31	0	1	3	1	47	23	7
PERCENT CHANGE			14-	6-	7.31-	0	1-	2-	1+	16-	7+	3-
			17.1-	*	*		*	66.7-	100.0+	34.0-	30.4+	42.9-
STATE POLICE	82		55	8	14.54	0	0	1	1	18	22	13
NUMERICAL CHANGE	81		84	16	19.04	1	2	4	7	27	33	10
PERCENT CHANGE			29-	8-	4.50-	1-	2-	3-	6-	9-	11-	3+
			34.5-	50.0-	23.6-	*	*	75.0-	85.7-	33.3-	33.3-	30.0+
MUNICIPAL	51,045	31.67	1617	290	17.93	5	16	86	29	595	739	147
NUMERICAL CHANGE	51,112	1.09	56	4	7.14	0	0	0	1	14	41	0
PERCENT CHANGE	67-	30.58+	1561+	286+	10.79+	5+	16+	86+	28+	581+	698+	147+
	.1-	2805.5+	2787.5+	7150.0+	151.1+	*	*	* 2800.0+	4150.0+	1702.4+		
WHEELING PD	43,330	36.26	1572	286	18.19	5	14	85	28	591	702	147
NUMERICAL CHANGE	43,396	35.08	1523	281	18.45	3	13	70	36	472	786	143
PERCENT CHANGE	66-	1.18+	49+	5+	1.26-	2+	1+	15+	8-	119+	84-	4+
	.2-	3.4+	3.2+	1.8+	1.4-	66.7+	7.7+	21.4+	22.2-	25.2+	10.7-	2.8+
TRIADDELPHIA PD	1,470	.00	0	0	.00	0	0	0	0	0	0	0
NUMERICAL CHANGE	1,472	.00	0	0	.00	0	0	0	0	0	0	0
PERCENT CHANGE	2-	.00	0	0	.00	0	0	0	0	0	0	0
	.1-											
BETHLEHEM PD	2,703	4.43	12	0	.00	0	0	1	0	1	10	0
NUMERICAL CHANGE	2,707	7.38	20	0	.00	0	0	0	0	10	10	0
PERCENT CHANGE	4-	2.95-	8-	0	.00	0	0	1+	0	9-	0	0
	.1-	40.0-	40.0-					*		90.0-	.0	
WEST LIBERTY PD	752	3.98	3	0	.00	0	0	0	0	1	2	0
NUMERICAL CHANGE	81	1.32	1	0	.00	0	0	0	0	1	0	0
PERCENT CHANGE	1-	2.66+	2+	0	.00	0	0	0	0	1	0	0
	.1-	201.5+	200.0+							.0	2+	0

IDENTIFIER	POPULATION	CRIME RATE	TOTAL OFFEN	TOTAL CLEARED	PERCENT CLEARED	MURDER	RAPE	ROBBERY	FEL ASHLT	BREAK ENTER	LARCENY THEFT	M/V THEFT
VALLEY GROVE PD	605	1.65	1	1	100.00	0	0	0	0	1	0	0
NUMERICAL CHANGE	606	.00	0	0	.00	0	0	0	0	0	0	0
PERCENT CHANGE	.2-	1.65+	1+	1+	100.00+	0	0	0	0	1+	0	0
WEST LIBERTY ST COL SEC	1,430	20.27	29	3	10.34	0	2	0	1	1	25	0
NUMERICAL CHANGE	1,430	24.47	35	4	11.42	0	0	0	1	3	31	0
PERCENT CHANGE	0	4.20-	6-	1-	1.08-	0	2+	0	0	2-	6-	0
	.0	17.2-	17.1-	25.0-	9.5-	0	*	*	.0	66.7-	19.4-	0
CLEARVIEW PD	755	.00	0	0	.00	0	0	0	0	0	0	0
NUMERICAL CHANGE	748	.00	0	0	.00	0	0	0	0	0	0	0
PERCENT CHANGE	.9+	.00	0	0	.00	0	0	0	0	0	0	0
PENDLETON CITY TOTAL	8,006	8.99	72	22	30.55	0	2	0	2	27	36	5
NUMERICAL CHANGE	8,018	9.47	76	32	42.10	0	1	2	5	30	31	7
PERCENT CHANGE	.1-	.48-	4-	10-	11.55-	0	1+	2-	3-	3-	5+	2-
	.1-	5.1-	5.3-	31.3-	27.4-	0	100.0+	*	60.0-	10.0-	16.1+	28.6-
RURAL	7,209	9.98	72	22	30.55	0	2	0	2	27	36	5
NUMERICAL CHANGE	7,220	10.52	76	32	42.10	0	1	2	5	30	31	7
PERCENT CHANGE	.2-	.54-	4-	10-	11.55-	0	1+	2-	3-	3-	5+	2-
	.2-	5.1-	5.3-	31.3-	27.4-	0	100.0+	*	60.0-	10.0-	16.1+	28.6-
SHERIFF	82	1	1	1	100.00	0	0	0	1	0	0	0
NUMERICAL CHANGE	81	5	1	1	20.00	0	0	0	3	0	1	1
PERCENT CHANGE	.1-	4-	0	0	80.00+	0	0	0	2-	0	1-	1-
	.1-	80.0-	.0	.0	400.0+	0	0	0	66.7-	0	*	*
STATE POLICE	82	71	21	29.57	0	2	0	0	1	27	36	5
NUMERICAL CHANGE	81	71	31	43.66	0	1	2	0	2	30	30	6
PERCENT CHANGE	.0	0	10-	14.09-	0	1+	2-	0	1-	3-	6+	1-
	.0	32.3-	32.3-	32.3-	0	100.0+	*	50.0-	10.0-	10.0-	20.0+	16.7-
MUNICIPAL	797	.00	0	0	.00	0	0	0	0	0	0	0
NUMERICAL CHANGE	798	.00	0	0	.00	0	0	0	0	0	0	0
PERCENT CHANGE	.1-	.00	0	0	.00	0	0	0	0	0	0	0
	.1-	.00	0	0	.00	0	0	0	0	0	0	0
FRANKLIN PD	797	.00	0	0	.00	0	0	0	0	0	0	0
NUMERICAL CHANGE	798	.00	0	0	.00	0	0	0	0	0	0	0
PERCENT CHANGE	.1-	.00	0	0	.00	0	0	0	0	0	0	0
	.1-	.00	0	0	.00	0	0	0	0	0	0	0
PLEASANTS CITY TOTAL	8,319	15.50	129	20	15.50	0	0	0	12	44	65	8
NUMERICAL CHANGE	8,331	15.12	126	18	14.28	0	1	10	10	34	70	11
PERCENT CHANGE	.1-	.38+	3+	2+	1.22+	0	0	1-	2+	10+	5-	3-
	.1-	2.5+	2.4+	11.1+	8.5+	0	*	20.0+	29.4+	7.1-	7.1-	27.3-

IDENTIFIER	POPULATION	CRIME RATE	TOTAL OFFEN	TOTAL CLEARED	PERCENT CLEARED	MURDER	RAPE	ROBBERY	ASSLT	BREAK ENTER	LARCENY THEFT	M/V THEFT
RURAL	6,083	10.19	62	7	11.29	0	0	0	1	32	24	5
NUMERICAL CHANGE	6,092	10.34	63	11	17.46	0	0	0	2	24	33	4
PERCENT CHANGE	.1-	1.15-	1-	4-	6.17-	0	0	0	1-	8+	9-	1+
		1.5-	1.6-	36.4-	35.3-				50.0-	33.3+	27.3-	25.0+
SHERIFF												
NUMERICAL CHANGE	82		45	4	8.88	0	0	0	1	24	18	2
PERCENT CHANGE	81		45	3	6.66	0	0	0	2	11	31	1
			0	1+	2.22+	0	0	0	1-	13+	13-	1+
			.0	33.3+	33.3+				50.0-	118.2+	41.9-	100.0+
STATE POLICE												
NUMERICAL CHANGE	82		17	3	17.64	0	0	0	0	8	6	3
PERCENT CHANGE	81		18	8	44.44	0	0	0	0	13	2	3
			1-	5-	26.80-	0	0	0	0	5-	4+	0
			5.6-	62.5-	60.3-				0	38.5-	200.0+	.0
MUNICIPAL												
NUMERICAL CHANGE	2,236	29.96	67	13	19.40	0	0	0	11	12	41	3
PERCENT CHANGE	81	28.13	63	7	11.11	0	0	0	8	10	37	7
		1.83+	4+	6+	8.29+	0	0	0	1-	2+	4+	4-
		6.5+	6.3+	85.7+	74.6+				37.5+	20.0+	10.8+	57.1-
ST MARYS PD												
NUMERICAL CHANGE	2,236	29.96	67	13	19.40	0	0	0	11	12	41	3
PERCENT CHANGE	81	28.13	63	7	11.11	0	0	0	8	10	37	7
		1.83+	4+	6+	8.29+	0	0	0	1-	2+	4+	4-
		6.5+	6.3+	85.7+	74.6+				37.5+	20.0+	10.8+	57.1-
POCAHONTAS CTY TOTAL												
NUMERICAL CHANGE	10,019	6.38	64	15	23.43	4	1	0	0	24	31	4
PERCENT CHANGE	81	9.26	93	18	19.35	1	5	0	7	45	26	9
		2.88-	29-	3-	4.08+	3+	4-	0	7-	21-	5+	5-
		31.1-	31.2-	16.7-	21.1+	300.0+	80.0-		*	46.7-	19.2+	55.6-
									*			*
RURAL	8,644	7.17	62	13	20.96	4	1	0	0	23	30	4
NUMERICAL CHANGE	8,657	3.46	30	10	33.33	1	4	0	3	9	8	5
PERCENT CHANGE	13-	3.71+	32+	3+	12.37-	3+	3-	0	3-	14+	22+	1-
		107.2+	106.7+	30.0+	37.1-	300.0+	75.0-		*	155.6+	275.0+	20.0-
SHERIFF												
NUMERICAL CHANGE	82		28	6	14.28	0	0	0	0	14	11	3
PERCENT CHANGE	81		60	8	13.33	0	1	0	4	33	18	4
			32-	4-	.95+	0	1-	0	4-	19-	7-	1-
			53.3-	50.0-	7.1+		*		*	57.6-	38.9-	25.0-
STATE POLICE												
NUMERICAL CHANGE	82		34	9	26.47	4	1	0	0	9	19	1
PERCENT CHANGE	81		30	10	33.33	1	4	0	3	9	8	5
			4+	1-	6.86-	3+	3-	0	3-	0	11+	4-
			13.3+	10.0-	20.6-	300.0+	75.0-		*	.0	137.5+	80.0-
MUNICIPAL												
NUMERICAL CHANGE	1,375	1.45	2	2	100.00	0	0	0	0	1	1	0
PERCENT CHANGE	0	.00	0	0	.00	0	0	0	0	0	0	0
		1.45+	2+	2+	100.00+	0	0	0	0	1+	1+	0
		.0	*	*	*				*	*	*	*

IDENTIFIER	POPULATION	CRIME RATE	TOTAL OFFEN	TOTAL CLEARED	PERCENT CLEARED	MURDER	RAPE	ROBBERY	FEL ASHLT	BREAK ENTER	LARCENY THEFT	M/V THEFT
MARLINTON PD	1,375	1.45	2	2	100.00	0	0	0	0	1	1	0
	1,377	2.17	3	0	.00	0	0	0	0	3	0	0
		.72-	1-	2+	100.00+	0	0	0	0	2-	1+	0
	.1-	33.2-	33.3-	*	*					66.7-	*	
PRESTON CTY	30,740	11.93	367	98	26.70	0	4	2	18	111	211	21
	30,787	13.64	420	100	23.80	1	1	0	26	138	224	30
		1.71-	53-	2-	2.90+	1-	3+	2+	8-	27-	13-	9-
	.2-	12.5-	12.6-	2.0-	12.2+	*	300.0+	*	30.8-	19.6-	5.8-	30.0-
RURAL	22,916	12.43	285	73	25.61	0	4	2	14	95	154	16
	22,950	13.89	319	74	23.19	1	1	0	20	114	154	29
		1.46-	34-	1-	2.42+	1-	3+	2+	6-	19-	0	13-
	.1-	10.5-	10.7-	1.4-	10.4+	*	300.0+	*	30.0-	16.7-	.0	44.8-
SHERIFF												
	82		243	56	23.04	0	4	2	1	88	136	12
	81		254	55	21.65	1	1	0	6	87	139	20
			11-	1+	1.39+	1-	3+	2+	5-	17	3-	8-
			4.3-	1.8+	6.4+	*	300.0+	*	83.3-	1.1+	2.2-	40.0-
STATE POLICE												
	82		42	17	40.47	0	0	0	13	7	18	4
	81		65	19	29.23	0	0	0	14	27	15	9
			23-	2-	11.24+	0	0	0	1-	20-	3+	5-
			35.4-	10.5-	38.5+	*		*	7.1-	74.1-	20.0+	55.6-
MUNICIPAL	7,824	10.48	82	25	30.48	0	0	0	4	16	57	5
	7,837	12.88	101	26	25.74	0	0	0	6	24	70	1
		2.40-	19-	1-	4.74+	0	0	0	2-	8-	13-	4+
	.2-	18.6-	18.8-	3.8-	18.4+				33.3-	33.3-	18.6-	400.0+
KINGHOOD PD	2,884	27.04	78	24	30.76	0	0	0	3	15	56	4
	2,890	28.37	82	15	18.29	0	0	0	4	22	55	1
		1.33-	4-	9+	12.47+	0	0	0	1-	7-	1+	3+
	.2-	4.7-	4.9-	60.0+	68.2+				25.0-	31.8-	1.8+	300.0+
TERRA ALTA PD	1,954	2.04	4	1	25.00	0	0	0	1	1	1	1
	1,957	8.68	17	10	58.82	0	0	0	2	0	15	0
		6.64-	13-	9-	33.82-	0	0	0	1-	1+	14-	1+
	.2-	76.5-	76.5-	90.0-	57.5-				50.0-	*	93.3-	*
ROWLESBURG PD	990	.00	0	0	.00	0	0	0	0	0	0	0
	991	.00	0	0	.00	0	0	0	0	0	0	0
		.00	0	0	.00							
MASONTOWN PD	1,071	.00	0	0	.00	0	0	0	0	0	0	0
	1,073	1.86	2	1	50.00-	0	0	0	0	2	0	0
		1.86-	2-	1-	50.00-					2-	0	0
	.2-	.0	*	*	*					*		

IDENTIFIER	POPULATION	CRIME RATE	TOTAL OFFEN	TOTAL CLEARED	PERCENT CLEARED	MURDER	RAPE	ROBBERY	FEL ASHLT	BREAK ENTER	LARCENY THEFT	M/V THEFT
NEWBURG PD	421	.00	0	0	.00	0	0	0	0	0	0	0
NUMERICAL CHANGE	421	.00	0	0	.00	0	0	0	0	0	0	0
PERCENT CHANGE	0	.00	0	0	.00	0	0	0	0	0	0	0
TUNNELTON PD	504	.00	0	0	.00	0	0	0	0	0	0	0
NUMERICAL CHANGE	505	.00	0	0	.00	0	0	0	0	0	0	0
PERCENT CHANGE	1-	.00	0	0	.00	0	0	0	0	0	0	0
PERCENT CHANGE	.2-											
PUTNAM CTY	35,797	14.27	511	133	26.02	2	3	7	9	167	276	47
TOTAL	35,852	18.99	681	141	20.70	2	1	9	25	226	361	57
NUMERICAL CHANGE	55-	4.72-	170-	8-	5.32+	0	2+	2-	16-	59-	85-	10-
PERCENT CHANGE	.2-	24.9-	25.0-	5.7-	25.7+	.0	200.0+	22.2-	64.0-	26.1-	23.5-	17.5-
PERCENT CHANGE	.2-	24.9-	25.0-	5.7-	25.7+	.0	200.0+	22.2-	64.0-	26.1-	23.5-	17.5-
RURAL	29,166	15.90	464	112	24.13	2	3	7	9	154	245	44
NUMERICAL CHANGE	29,211	21.18	619	117	18.90	2	1	8	18	211	322	57
PERCENT CHANGE	45-	5.28-	155-	5-	5.23+	0	2+	1-	9-	57-	77-	13-
PERCENT CHANGE	.2-	24.9-	25.0-	4.3-	27.7+	.0	200.0+	12.5-	50.0-	27.0-	23.9-	22.8-
SHERIFF	82											
NUMERICAL CHANGE	81											
PERCENT CHANGE												
STATE POLICE	82											
NUMERICAL CHANGE	81											
PERCENT CHANGE												
MUNICIPAL	82											
NUMERICAL CHANGE	81											
PERCENT CHANGE												
HURRICANE PD	82											
NUMERICAL CHANGE	81											
PERCENT CHANGE												
ELEANOR PD	82											
NUMERICAL CHANGE	81											
PERCENT CHANGE												
POCA PD	82											
NUMERICAL CHANGE	81											
PERCENT CHANGE												

IDENTIFIER	POPULATION	CRIME RATE	TOTAL OFFEN	TOTAL CLEARED	PERCENT CLEARED	MURDER	RAPE	ROBBERY	FEL ASHLT	BREAK ENTER	LARCENY THEFT	M/V THEFT
BANCROFT PD	541	.00	0	0	.00	0	0	0	0	0	0	0
NUMERICAL CHANGE	542	.00	0	0	.00	0	0	0	0	0	0	0
PERCENT CHANGE	1-	.00	0	0	.00	0	0	0	0	0	0	0
.2-												
RALEIGH CITY	86,665	24.21	2100	719	34.23	9	10	32	56	482	1389	122
NUMERICAL CHANGE	86,798	22.17	1925	723	37.55	13	11	41	87	459	1229	85
PERCENT CHANGE	133-	2.04+	175+	6-	3.32-	4-	1-	9-	31-	23+	160+	37+
NUMERICAL CHANGE	2-	9.2+	9.1+	.6-	8.8-	30.8-	9.1-	22.0-	35.6-	5.0+	13.0+	43.5+
PERCENT CHANGE												
RURAL	62,171	11.38	708	115	16.24	6	10	13	9	295	306	69
NUMERICAL CHANGE	61,420	8.31	511	87	17.02	10	6	7	9	220	214	45
PERCENT CHANGE	1.2+	3.07+	197+	28+	7.8-	4-	6+	6+	0	75+	92+	24+
NUMERICAL CHANGE		36.9+	38.6+	32.2+	4.6-	40.0-	66.7+	85.7+	.0	34.1+	43.0+	53.3+
PERCENT CHANGE												
SHERIFF	82											
NUMERICAL CHANGE	81											
PERCENT CHANGE												
STATE POLICE	377											
NUMERICAL CHANGE	364											
PERCENT CHANGE	13+											
STATE POLICE	125.2+											
NUMERICAL CHANGE												
PERCENT CHANGE												
MUNICIPAL	24,494	56.82	1392	604	43.39	3	0	19	47	187	1083	53
NUMERICAL CHANGE	25,378	55.71	1414	636	44.97	3	5	34	78	239	1015	40
PERCENT CHANGE	884-	1.11+	22-	32-	1.58-	0	5-	15-	31-	52-	68+	13+
NUMERICAL CHANGE	3.5-	2.0+	1.6-	5.0-	3.5-	.0	*	44.1-	39.7-	21.8-	6.7+	32.5+
PERCENT CHANGE												
BECKLEY PD	20,518	65.05	1335	588	44.04	3	0	18	41	164	1059	50
NUMERICAL CHANGE	21,260	64.71	1376	630	45.78	3	5	34	69	224	1003	38
PERCENT CHANGE	742-	.34+	41-	42-	1.74-	0	5-	16-	28-	60-	56+	12+
NUMERICAL CHANGE	3.5-	.5+	3.0-	6.7-	3.8-	.0	*	47.1-	40.6-	26.8-	5.6+	31.6+
PERCENT CHANGE												
LESTER PD	632	22.15	14	4	28.57	0	0	1	0	3	10	0
NUMERICAL CHANGE	654	.00	0	0	.00	0	0	0	0	0	0	0
PERCENT CHANGE	22-	22.15+	14+	4+	28.57+	0	0	1+	0	3+	10+	0
NUMERICAL CHANGE	3.4-	.0	*	*	*			*		*	*	
PERCENT CHANGE												
MABSCOTT PD	1,678	11.32	19	5	26.31	0	0	0	1	7	10	1
NUMERICAL CHANGE	1,738	6.32	11	0	.00	0	0	0	0	7	4	0
PERCENT CHANGE	60-	5.00+	8+	5+	26.31+	0	0	0	1+	0	6+	1+
NUMERICAL CHANGE	3.5-	79.1+	72.7+	*	*			*		.0	150.0+	*
PERCENT CHANGE												
SOPHIA PD	1,204	14.11	17	5	29.41	0	0	0	4	7	6	2
NUMERICAL CHANGE	1,247	20.84	26	5	19.23	0	0	0	9	8	8	1
PERCENT CHANGE	43-	6.73-	9-	0	10.18+	0	0	0	5-	1-	4-	1+
NUMERICAL CHANGE	3.4-	32.3-	34.6-	.0	52.9+				55.6-	12.5-	50.0-	100.0+
PERCENT CHANGE												

IDENTIFIER	POPULATION	CRIME RATE	TOTAL OFFEN	TOTAL CLEARED	PERCENT CLEARED	MURDER	RAPE	ROBBERY	FEL ASHLT	BREAK ENTER	LARCENY THEFT	M/V THEFT
RHODELL PD	462	15.15	7	2	28.57	0	0	0	1	6	0	0
NUMERICAL CHANGE	479	2.08	1	1	100.00	0	0	0	0	0	0	1
PERCENT CHANGE	17-	13.07+	6+	1+	71.43-	0	0	0	1+	6+	0	1-
	3.5-	628.4+	600.0+	100.0+	71.4-				*	*		*

 RANDOLPH CITY TOTAL
 29,041 14.04 408 184 45.09
 29,085 17.49 509 253 49.70
 44- 3.45- 101- 6- 2- 4+ 4- 4- 4- 17 162 289
 2- 19.7- 19.8- 27.3- 9.3- * 50.0- 23.5+ 35.2- 14.2- 3.7-

RURAL
 82 19,608 5.96 117 38 32.47 0 2 2 11 39 53 10
 81 19,637 8.19 161 90 55.90 6 4 1 4 58 76 12
 NUMERICAL CHANGE 29- 23- 44- 52- 23.43- 6- 2- 1+ 7+ 19- 23- 2-
 PERCENT CHANGE .1- 27.2- 27.3- 57.8- 41.9- * 50.0- 100.0+ 175.0+ 32.8- 30.3- 16.7-

SHERIFF
 82 8 4 50.00 0 0 0 0 0 1 6 1 0
 81 16 10 62.50 2 2 0 0 0 1 9 4 0
 NUMERICAL CHANGE 8- 6- 12.50- 2- 0 0 0 0 1- 3- 3- 0
 PERCENT CHANGE 50.0- 60.0- 20.0- *

STATE POLICE
 82 109 34 31.19 0 2 2 10 33 52 10
 81 145 80 55.17 4 4 0 4 49 72 12
 NUMERICAL CHANGE 36- 46- 23.98- 4- 2- 2+ 6+ 16- 20- 2-
 PERCENT CHANGE 24.8- 57.5- 43.5- * 50.0- * 150.0+ 32.7- 27.8- 16.7-

MUNICIPAL
 82 9,433 30.84 291 166 50.17 0 0 0 4 10 66 195 16
 81 9,448 36.83 348 163 46.83 0 0 0 3 13 104 213 15
 NUMERICAL CHANGE 15- 17- 3.34+
 PERCENT CHANGE .2- 16.3- 16.4- 10.4- 7.1+

ELKINS PD
 82 8,612 33.78 291 166 50.17 0 0 0 4 10 66 195 16
 81 8,625 40.23 347 163 46.97 0 0 0 3 13 104 212 15
 NUMERICAL CHANGE 13- 17- 3.20+
 PERCENT CHANGE .2- 16.0- 16.1- 10.4- 6.8+

MILL CREEK PD
 82 .00 0 0 .00 0 0 0 0 0 0 0 0
 81 1.21 1 0 .00 0 0 0 0 0 0 0 0
 NUMERICAL CHANGE 2- 1-
 PERCENT CHANGE .2- .0

 RITCHIE CITY TOTAL
 11,517 6.42 74 24 32.43 2 2 0 3 31 29 7
 11,535 8.14 94 37 39.36 0 3 0 3 58 26 4
 18- 1.72- 20- 13- 6.93- 2+ 1- 0 0 27- 3+ 3+
 .2- 21.1- 21.3- 35.1- 17.6- * 33.3- .0 46.6- 11.5+ 75.0+

RURAL
 82 7,704 7.78 60 19 31.66 1 1 0 3 25 24 6
 81 7,716 9.20 71 28 39.43 0 2 0 3 45 17 4
 NUMERICAL CHANGE 12- 11- 9- 7.77- 1+ 1- 0 0 20- 7+ 2+
 PERCENT CHANGE .2- 15.4- 15.5- 32.1- 19.7- * 50.0- *

IDENTIFIER	POPULATION	CRIME RATE	TOTAL OFFEN	TOTAL CLEARED	PERCENT CLEARED	MURDER	RAPE	ROBBERY	FEL ASHLT	BREAK ENTER	LARCENY THEFT	M/V THEFT
SHERIFF 82	23	5	21.73	0	0	0	0	0	0	10	12	1
NUMERICAL CHANGE 81	33	6	18.18	0	0	0	0	0	0	22	10	0
PERCENT CHANGE	30.3-	16.7-	19.5+	0	0	0	0	0	0	12-	2+	1+
STATE POLICE 82	37	14	37.83	1	1	1	1	0	3	15	12	5
NUMERICAL CHANGE 81	38	22	57.89	0	0	0	0	0	3	23	7	4
PERCENT CHANGE	1-	8-	20.06-	1+	0	0	0	0	0	8-	5+	1+
MUNICIPAL 82	3,813	3.67	35.71	1	1	1	1	0	0	6	5	1
NUMERICAL CHANGE 81	3,819	6.02	39.13	0	0	0	0	0	0	13	9	0
PERCENT CHANGE	6-	2.35-	3.42-	1+	0	0	0	0	0	17-	4-	1+
HARRISVILLE PD 82	1,703	7.04	41.66	1	1	1	1	0	0	5	4	1
NUMERICAL CHANGE 81	1,688	8.29	21.42	3	0	0	0	0	0	5	9	0
PERCENT CHANGE	15+	1.25-	20.24+	1+	0	0	0	0	0	0	55.6-	1+
PENNSBORO PD 82	1,674	1.19	.00	0	0	0	0	0	0	1	1	0
NUMERICAL CHANGE 81	1,678	5.86	66.66	6	0	0	0	0	0	8	0	0
PERCENT CHANGE	4-	4.17-	66.66-	6-	0	0	0	0	0	7-	1+	0
CAIRO PD 82	436	.00	.00	0	0	0	0	0	0	0	0	0
NUMERICAL CHANGE 81	453	.00	.00	0	0	0	0	0	0	0	0	0
PERCENT CHANGE	17-	.00	.00	0	0	0	0	0	0	0	0	0
ROANE CITY TOTAL	15,940	8.97	28.67	41	0	0	2	3	5	58	70	5
NUMERICAL CHANGE 81	15,964	8.26	38.63	51	1	1	0	2	6	66	47	10
PERCENT CHANGE	24-	8.71+	9.96-	10-	1-	0	2+	1+	1-	8-	23+	5-
RURAL	13,113	6.86	43.33	39	0	0	2	0	4	49	31	4
NUMERICAL CHANGE 81	13,133	6.47	45.88	39	1-	1	0	2	2	47	25	8
PERCENT CHANGE	2-	.39+	2.55-	0	1-	0	2+	2-	2	2+	6+	4-
SHERIFF	1	1	100.00	1	0	0	0	0	1	0	0	0
NUMERICAL CHANGE 81	0	0	.00	1+	0	0	0	0	0	0	0	0
PERCENT CHANGE	1+	100.00+	100.00+	1+	0	0	0	0	1+	0	0	0
STATE POLICE 82	89	38	42.69	38	0	2	0	0	2	49	31	4
NUMERICAL CHANGE 81	85	39	45.88	39	1	0	2	2	2	47	25	8
PERCENT CHANGE	4+	1-	3.19-	1-	1-	0	2+	2-	2	2+	6+	4-
STATE POLICE 82	4.7+	2.6-	7.0-	4.7+	2.6-	7.0-	4.3+	24.0+	50.0+	4.3+	24.0+	50.0-

IDENTIFIER

IDENTIFIER	POPULATION	CRIME RATE	TOTAL OFFEN	TOTAL CLEARED	PERCENT CLEARED	MURDER	RAPE	ROBBERY	FEL ASHLT	BREAK ENTER	LARCENY THEFT	M/V THEFT
MUNICIPAL 82	2,827	18.74	53	2	3.77	0	0	3	1	9	39	1
81	2,831	16.60	47	12	25.53	0	0	0	4	19	22	2
NUMERICAL CHANGE	4-	2.14+	6+	10-	21.76-	0	0	3+	3-	10-	17+	1-
PERCENT CHANGE	.1-	12.9+	12.8+	83.3-	85.2-			*	75.0-	52.6-	77.3+	50.0-

SPENCER PD

82	2,827	18.74	53	2	3.77	0	0	3	1	9	39	1
81	2,831	16.60	47	12	25.53	0	0	0	4	19	22	2
NUMERICAL CHANGE	4-	2.14+	6+	10-	21.76-	0	0	3+	3-	10-	17+	1-
PERCENT CHANGE	.1-	12.9+	12.8+	83.3-	85.2-			*	75.0-	52.6-	77.3+	50.0-

*****SUMMERS CTY TOTAL*****

82	15,451	10.48	162	56	34.56	1	0	2	23	60	73	3
81	15,474	13.63	211	78	36.96	0	0	1	38	78	89	5
NUMERICAL CHANGE	23-	3.15-	49-	22-	2.40-	1+	0	1+	15-	18-	16-	2-
PERCENT CHANGE	.1-	23.1-	23.2-	28.2-	6.5-	*		100.0+	39.5-	23.1-	18.0-	40.0-

*****RURAL*****

82	11,003	10.17	112	7	6.25	1	0	2	2	52	52	3
81	11,019	9.25	102	5	4.90	0	0	0	0	73	26	3
NUMERICAL CHANGE	16-	.92+	10+	2+	1.35+	1+	0	2+	2+	21-	26+	0
PERCENT CHANGE	.1-	9.9+	9.8+	40.0+	27.6+	*		*	*	28.8-	100.0+	.0

*****SHERIFF*****

82	41	2.43	1	0	0.00	1	0	2	1	25	12	0
81	28	0.00	0	0	0.00	0	0	0	0	27	11	0
NUMERICAL CHANGE	13+	1+	2.43+	1+	2.43+	1+	0	2+	1+	2-	11+	0
PERCENT CHANGE	46.4+	*	*	*	*	*		*	*	7.4-	1100.0+	0

*****STATE POLICE*****

82	71	8.45	6	0	8.45	0	0	0	1	27	40	3
81	74	6.75	5	0	6.75	0	0	0	0	46	25	3
NUMERICAL CHANGE	3-	1+	1.70+	1+	1.70+	0	0	0	1+	19-	15+	0
PERCENT CHANGE	4.1-	20.0+	25.2+	25.2+	25.2+			*	*	41.3-	60.0+	.0

*****MUNICIPAL*****

82	4,448	11.24	50	49	98.00	0	0	0	21	8	21	0
81	4,455	24.46	109	73	66.97	0	0	1	38	5	63	2
NUMERICAL CHANGE	7-	13.22-	59-	24-	31.03+	0	0	1-	17-	3+	42-	2-
PERCENT CHANGE	.2-	54.0-	54.1-	32.9-	46.3+			*	44.7-	60.0+	66.7-	*

*****HINTON PD*****

82	4,448	11.24	50	49	98.00	0	0	0	21	8	21	0
81	4,455	24.46	109	73	66.97	0	0	1	38	5	63	2
NUMERICAL CHANGE	7-	13.22-	59-	24-	31.03+	0	0	1-	17-	3+	42-	2-
PERCENT CHANGE	.2-	54.0-	54.1-	32.9-	46.3+			*	44.7-	60.0+	66.7-	*

*****TAYLOR CTY TOTAL*****

82	16,764	11.45	192	26	13.54	2	1	3	2	44	127	13
81	16,790	11.85	199	17	8.54	0	0	2	5	58	120	14
NUMERICAL CHANGE	26-	1.40-	7-	9+	5.00+	2+	1+	1+	3	14-	7+	1-
PERCENT CHANGE	.2-	3.4-	3.5-	52.9+	58.5+	*	*	50.0+	60.0-	24.1-	5.8+	7.1-

*****RURAL*****

82	9,404	9.78	92	23	25.00	2	1	2	2	44	35	6
81	9,418	11.67	110	14	12.72	0	0	1	4	57	41	7
NUMERICAL CHANGE	14-	1.89-	18-	9+	12.28+	2+	1+	1+	2-	13-	6-	1-
PERCENT CHANGE	.1-	16.2-	16.4-	64.3+	96.5+	*	*	100.0+	50.0-	22.8-	14.6-	14.3-

IDENTIFIER	POPULATION	CRIME RATE	TOTAL OFFEN	TOTAL CLEARED	PERCENT CLEARED	MURDER	RAPE	ROBBERY	FEL ASHLT	BREAK ENTER	LARCENY THEFT	M/V THEFT
SHERIFF 82	69	10	14.49	0	1	1	1	1	1	35	28	3
NUMERICAL CHANGE 81	90	7	7.77	0	0	0	0	0	0	47	36	7
PERCENT CHANGE	21-	3+	6.72+	0	1+	1+	1+	1+	1+	12-	8-	4-
	23.3-	42.9+	86.5+		*	*	*	*	*	25.5-	22.2-	57.1-
STATE POLICE 82	23	13	56.52	2	0	0	0	0	0	9	7	3
NUMERICAL CHANGE 81	20	7	35.00	0	0	0	0	0	0	10	5	0
PERCENT CHANGE	3+	6+	21.52+	2+	0	0	0	0	3+	1-	2+	3+
	15.0+	85.7+	61.5+	*	*	*	*	*	75.0-	10.0-	40.0+	*
MUNICIPAL 82	7,360	100	3.00	0	0	0	0	0	0	0	92	7
NUMERICAL CHANGE 81	7,372	89	3.37	0	0	0	0	0	0	1	79	7
PERCENT CHANGE	12-	11+	1.37-	0	0	0	0	0	1-	1-	13+	0
	.2-	12.4+	11.0-						*	*	16.5+	.0
GRAFTON PD 82	6,906	100	3.00	0	0	0	0	0	0	0	92	7
NUMERICAL CHANGE 81	6,917	88	2.27	0	0	0	0	0	0	0	79	7
PERCENT CHANGE	11-	12+	.73+	0	0	0	0	0	1-	0	13+	0
	.2-	13.6+	32.2+						*	*	16.5+	.0
FLEMINGTON PD 82	454	0	.00	0	0	0	0	0	0	0	0	0
NUMERICAL CHANGE 81	455	1	100.00	0	0	0	0	0	0	1	0	0
PERCENT CHANGE	1-	1-	100.00-						0	1-	0	0
	.2-	*	*						*	*	0	0
TUCKER CTY TOTAL 82	8,734	146	37.67	2	0	0	0	0	0	63	42	6
NUMERICAL CHANGE 81	8,748	107	43.92	0	0	0	0	0	0	5	46	9
PERCENT CHANGE	14-	39+	6.25-	2+	0	0	0	0	1-	27+	18+	4-
	.2-	36.4+	14.2-	*	*	*	*	*	50.0-	540.0+	40.0+	8.7-
												33.3-
RURAL 82	4,657	118	34.74	2	0	0	0	0	0	23	32	5
NUMERICAL CHANGE 81	4,669	87	43.67	0	0	0	0	0	0	4	40	8
PERCENT CHANGE	12-	31+	8.93-	2+	0	0	0	0	0	19+	21+	3-
	.3-	35.6+	20.4-	*	*	*	*	*	0	475.0+	61.8+	20.0-
												37.5-
SHERIFF 82	85	32	37.64	0	0	0	0	0	0	33	26	4
NUMERICAL CHANGE 81	52	22	42.30	0	0	0	0	0	0	19	24	5
PERCENT CHANGE	33+	10+	4.66-	0	0	0	0	0	0	14+	2+	1-
	63.5+	45.5+	11.0-						0	600.0+	73.7+	20.0-
STATE POLICE 82	33	9	27.27	2	0	0	0	0	0	22	6	1
NUMERICAL CHANGE 81	35	16	45.71	0	0	0	0	0	0	15	16	3
PERCENT CHANGE	2-	7-	18.44-	2+	0	0	0	0	0	17+	10-	2-
	5.7-	43.8-	40.3-	*	*	*	*	*	100.0+	46.7+	62.5-	66.7-
MUNICIPAL 82	4,077	28	50.00	0	0	0	0	0	0	8	10	1
NUMERICAL CHANGE 81	4,079	20	45.00	0	0	0	0	0	0	11	6	1
PERCENT CHANGE	2-	8+	5.00+	0	0	0	0	0	0	3-	4+	0
	.0-	40.0+	11.1+						0	800.0+	27.3-	66.7+

IDENTIFIER	POPULATION	CRIME RATE	TOTAL OFFEN	TOTAL CLEARED	PERCENT CLEARED	MURDER	RAPE	ROBBERY	FEL ASHLT	BREAK ENTER	LARCENY THEFT	M/V THEFT
PARSONS PD	1,952	7.68	15	7	46.66	0	0	0	1	4	9	1
	1,955	5.62	11	4	36.36	0	0	0	0	6	5	0
		2.06+	4+	3+	10.30+	0	0	0	1+	2-	4+	1+
		36.7+	36.4+	75.0+	28.3+				*	33.3-	80.0+	*
THOMAS PD	757	3.96	3	0	.00	0	0	0	2	1	0	0
	758	.00	0	0	.00	0	0	0	0	0	0	0
		3.96+	3+	0	.00	0	0	0	2+	1+	0	0
		.1-	*						*	*		
DAVIS PD	980	10.20	10	7	70.00	0	0	0	6	3	1	0
	981	9.17	9	5	55.55	0	0	1	1	5	1	1
		1.03+	1+	2+	14.45+	0	0	1-	5+	2-	0	1-
		11.2+	11.1+	40.0+	26.0+			*	500.0+	40.0-	.0	*
HAMBLETON PD	388	.00	0	0	.00	0	0	0	0	0	0	0
	385	.00	0	0	.00	0	0	0	0	0	0	0
		.00	0	0	.00	0	0	0	0	0	0	0
		.8+										

IDENTIFIER	POPULATION	CRIME RATE	TOTAL OFFEN	TOTAL CLEARED	PERCENT CLEARED	MURDER	RAPE	ROBBERY	FEL ASHLT	BREAK ENTER	LARCENY THEFT	M/V THEFT
TYLER CITY	13,956	8.16	114	50	43.85	0	2	2	9	44	51	6
	13,976	10.44	146	35	23.97	0	4	1	6	47	67	21
		2.28-	32-	15+	19.88+	0	2-	1+	3+	3-	16-	15-
		21.8-	21.9-	42.9+	82.9+			50.0-	50.0+	6.4-	23.9-	71.4-
RURAL	6,690	6.72	45	25	55.55	0	2	0	3	28	10	2
	6,699	10.00	67	14	20.89	0	3	0	1	35	22	6
		3.28-	22-	11+	34.66+	0	1-	0	2+	7-	12-	4-
		32.8-	32.8-	78.6+	165.9+			33.3-	200.0+	20.0-	54.5-	66.7-
SHERIFF	82											
	81											
STATE POLICE	82											
	81											
MUNICIPAL	7,266	9.49	69	25	36.23	0	0	2	6	16	41	4
	7,277	10.85	79	21	26.58	0	1	1	5	12	45	15
		1.36-	10-	4+	9.65+	0	1-	1+	1+	4+	4-	11-
		12.5-	12.7-	19.0+	36.3+		*	100.0+	20.0+	33.3+	8.9-	73.3-
PADEN CITY PD	3,698	5.13	19	9	47.36	0	0	1	4	7	5	2
	3,703	8.64	32	10	31.25	0	1	1	5	5	7	13
		3.51-	13-	1-	16.11+	0	1-	0	1-	2+	2-	11-
		40.6-	40.6-	10.0-	51.6+		*	.0	20.0-	40.0+	28.6-	84.6-

IDENTIFIER	POPULATION	CRIME RATE	TOTAL OFFEN	TOTAL CLEARED	PERCENT CLEARED	MURDER	RAPE	ROBBERY	FEL ASHLT	BREAK ENTER	LARCENY THEFT	M/V THEFT
SISTERSVILLE PD	2,388	17.16	41	12	29.26	0	0	1	2	4	32	2
NUMERICAL CHANGE	2,392	17.97	43	10	23.25	0	0	0	0	6	35	2
PERCENT CHANGE	4-	.81-	2-	2+	6.01+	0	0	1+	2+	2-	3-	0
	.2-	4.5-	4.7-	20.0+	25.8+			*	*	33.3-	8.6-	.0
MIDDLEBOURNE PD	949	9.48	9	4	44.44	0	0	0	0	5	4	0
NUMERICAL CHANGE	951	4.20	4	1	25.00	0	0	0	0	1	3	0
PERCENT CHANGE	2-	5.28+	5+	3+	19.44+	0	0	0	0	4+	1+	0
	.2-	125.7+	125.0+	300.0+	77.8+					400.0+	33.3+	
FRIENDLY PD	231	.00	0	0	.00	0	0	0	0	0	0	0
NUMERICAL CHANGE	231	.00	0	0	.00	0	0	0	0	0	0	0
PERCENT CHANGE	0	.00	0	0	.00	0	0	0	0	0	0	0
	.0											
UPSHUR CITY TOTAL	23,751	12.08	287	90	31.35	0	0	2	17	66	182	20
NUMERICAL CHANGE	23,787	13.65	325	118	36.30	0	5	2	17	59	214	28
PERCENT CHANGE	36-	1.57-	38-	28-	4.95-	0	5-	0	0	7+	32-	8-
	.2-	11.5-	11.7-	23.7-	13.6-		*	.0	.0	11.9+	15.0-	28.6-
RURAL	16,827	8.19	138	66	47.82	0	0	2	16	37	77	6
NUMERICAL CHANGE	16,852	10.44	176	104	59.09	0	4	0	17	34	107	14
PERCENT CHANGE	25-	2.25-	38-	38-	11.27-	0	4-	2+	1-	3+	30-	8-
	.1-	21.6-	21.6-	36.5-	19.1-		*	*	5.9-	8.8+	28.0-	57.1-
SHERIFF	82	62	62	47	75.80	0	0	1	6	16	37	2
NUMERICAL CHANGE	81	105	105	66	62.85	0	0	0	4	21	72	8
PERCENT CHANGE	43-	43-	19-	12.95+	0	0	0	1+	2+	5-	35-	6-
	41.0-		28.8-	20.6+			*	*	50.0+	23.8-	48.6-	75.0-
STATE POLICE	6,924	21.51	149	19	25.00	0	0	1	10	21	40	4
NUMERICAL CHANGE	6,935	21.48	149	38	53.52	0	4	0	13	13	35	6
PERCENT CHANGE	11-	.03+	5+	19-	28.52-	0	4-	1+	3-	8+	5+	2-
	.2-	.1+	.0	71.4+	53.3-		*	*	23.1-	61.5+	14.3+	33.3-
MUNICIPAL	82	76	76	19	25.00	0	0	1	10	21	40	4
NUMERICAL CHANGE	81	71	71	38	53.52	0	4	0	13	13	35	6
PERCENT CHANGE	11-	.03+	5+	19-	28.52-	0	4-	1+	3-	8+	5+	2-
	.2-	.1+	.0	71.4+	53.3-		*	*	23.1-	61.5+	14.3+	33.3-
BUCKHANNON PD	6,924	21.51	149	24	16.10	0	0	0	1	29	105	14
NUMERICAL CHANGE	6,935	21.48	149	14	9.39	0	1	2	0	25	107	14
PERCENT CHANGE	11-	.03+	0	10+	6.71+	0	1-	2-	1+	4+	2-	0
	.2-	.1+	.0	71.4+	71.5+		*	*	*	16.0+	1.9-	.0
BUCKHANNON PD	82	76	76	19	25.00	0	0	1	10	21	40	4
NUMERICAL CHANGE	81	71	71	38	53.52	0	4	0	13	13	35	6
PERCENT CHANGE	11-	.03+	5+	19-	28.52-	0	4-	1+	3-	8+	5+	2-
	.2-	.1+	.0	71.4+	53.3-		*	*	23.1-	61.5+	14.3+	33.3-
WAYNE CITY TOTAL	40,551	16.62	674	140	20.77	5	5	5	12	217	360	70
NUMERICAL CHANGE	40,614	17.77	722	175	24.23	3	4	3	14	222	379	97
PERCENT CHANGE	63-	1.15-	48-	35-	3.46-	2+	1+	2+	2-	5-	19-	27-
	.2-	6.5-	6.6-	20.0-	14.3-	66.7+	25.0+	66.7+	14.3-	2.3-	5.0-	27.8-

IDENTIFIER

IDENTIFIER	POPULATION	CRIME RATE	TOTAL OFFEN	TOTAL CLEARED	PERCENT CLEARED	MURDER	RAPE	ROBBERY	FEL ASHLT	BREAK ENTER	LARCENY THEFT	M/V THEFT
RURAL	31,478	11.97	377	111	29.44	5	4	2	11	154	141	60
NUMERICAL CHANGE	31,528	12.20	385	131	34.02	3	4	3	12	157	132	74
PERCENT CHANGE	50-	.23-	8-	20-	4.58-	2+	0	1-	1-	3-	9+	14-
	.2-	1.9-	2.1-	15.3-	13.5-	66.7+	.0	33.3-	8.3-	1.9-	6.8+	18.9-
SHERIFF												
82	185			21	11.35	0	0	0	2	55	99	29
81	227		45	45	19.82	2	0	1	7	77	107	33
NUMERICAL CHANGE	42-		24-	24-	8.47-	2-	0	1-	5-	22-	8-	4-
PERCENT CHANGE	18.5-		53.3-	42.7-		*		*	71.4-	28.6-	7.5-	12.1-
STATE POLICE												
82	192		90	46.87	5	4	2	2	9	99	42	31
81	158		86	54.43	1	4	2	5	80	25	25	41
NUMERICAL CHANGE	34+		4+	7.56-	4+	0	0	4+	4+	19+	17+	10-
PERCENT CHANGE	21.5+		4.7+	13.9-	400.0+	.0	.0	.0	80.0+	23.8+	68.0+	24.4-
MUNICIPAL												
82	9,073	32.73	297	29	9.76	0	1	3	1	63	219	10
81	9,086	37.08	337	44	13.05	0	0	0	2	65	247	23
NUMERICAL CHANGE	13-	4.35-	40-	15-	3.29-	0	1+	3+	1-	2-	28-	13-
PERCENT CHANGE	.1-	11.7-	11.9-	34.1-	25.2-		*	*	50.0-	3.1-	11.3-	56.5-
CEREDO PD												
82	2,227	29.18	65	15	23.07	0	0	1	1	3	57	3
81	2,230	37.21	83	34	40.96	0	0	0	0	4	72	7
NUMERICAL CHANGE	3-	8.03-	18-	19-	17.89-	0	0	1+	1+	1-	15-	4-
PERCENT CHANGE	.1-	21.6-	21.7-	55.9-	43.7-			*	25.0-	20.8-	57.1-	
KENOVA PD												
82	4,462	47.51	212	7	3.30	0	0	1	0	55	149	7
81	4,469	55.49	248	8	3.22	0	0	0	0	58	175	15
NUMERICAL CHANGE	7-	7.98-	36-	1-	.08+	0	0	1+	0	3-	26-	8-
PERCENT CHANGE	.2-	14.4-	14.5-	12.5-	2.5+			*	5.2-	14.9-	53.3-	
WAYNE PD												
82	1,493	13.39	20	7	35.00	0	1	1	0	5	13	0
81	1,495	.00	0	0	.00	0	0	0	0	0	0	0
NUMERICAL CHANGE	2-	13.39+	20+	7+	35.00+	0	1+	1+	0	0	0	0
PERCENT CHANGE	.1-	.0	*	*	*		*	*	0	5+	13+	0
FORT GAY PD												
82	891	.00	0	0	.00	0	0	0	0	0	0	0
81	892	6.72	6	2	33.33	0	0	0	2	3	0	1
NUMERICAL CHANGE	1-	6.72-	6-	2-	33.33-	0	0	0	2-	3-	0	1-
PERCENT CHANGE	.1-	.0	*	*	*				*	*	0	*
WEBSTER CTY												
82	12,416	8.85	110	44	40.00	0	3	2	20	43	27	15
81	12,435	6.03	75	40	53.33	0	4	1	10	28	30	12
NUMERICAL CHANGE	19-	2.82+	35+	4+	13.33-	0	1-	1+	10+	15+	3-	13+
PERCENT CHANGE	.2-	46.8+	46.7+	10.0+	25.0-		25.0-	100.0+	100.0+	53.6+	10.0-	650.0+
RURAL												
82	10,155	10.04	102	43	42.15	0	3	1	20	37	26	15
81	10,172	6.09	62	34	54.83	0	3	1	9	22	25	12
NUMERICAL CHANGE	17-	3.95+	40+	9+	12.68-	0	0	0	11+	15+	1+	13+
PERCENT CHANGE	.2-	64.9+	64.5+	26.5+	23.1-		.0	.0	122.2+	68.2+	4.0+	650.0+

IDENTIFIER	POPULATION	CRIME RATE	TOTAL OFFEN	TOTAL CLEARED	PERCENT CLEARED	MURDER	RAPE	ROBBERY	FEL ASLTT	BREAK ENTER	LARCENY THEFT	M/V THEFT
SHERIFF	82	31	18	58.06	0	0	0	0	15	10	5	1
NUMERICAL CHANGE	81	17	100.00	0	0	0	0	0	6	1	9	0
PERCENT CHANGE		14+	41.94-	0	0	0	0	0	9+	9+	4-	1+
		82.4+	5.9+	41.9-					150.0+	900.0+	44.4-	*
STATE POLICE	82	71	25	35.21	0	3	1	5	27	21	21	14
NUMERICAL CHANGE	81	45	17	37.77	0	2	1	3	21	16	16	2
PERCENT CHANGE		26+	8+	2.56-	0	1+	0	2+	6+	5+	5+	12+
		57.8+	47.1+	6.8-					66.7+	28.6+	31.3+	600.0+
MUNICIPAL	82	8	1	12.50	0	0	1	0	0	6	1	0
NUMERICAL CHANGE	81	13	6	46.15	0	1	0	1	1	6	5	0
PERCENT CHANGE		2-	5-	33.65-	0	1-	1+	1-	1-	0	4-	0
		.1-	38.5-	72.9-					*	.0	80.0-	*
WEBSTER SPRINGS PD	82	1,289	0	.00	0	0	0	0	0	0	0	0
NUMERICAL CHANGE	81	1,291	6	66.66	0	0	0	0	0	2	4	0
PERCENT CHANGE		2-	6-	66.66-	0	0	0	0	0	2-	4-	0
		.2-	*	*					*	*	*	*
COWEN PD	82	734	8	12.50	0	0	1	0	0	6	1	0
NUMERICAL CHANGE	81	736	2	50.00	0	0	0	0	0	2	0	0
PERCENT CHANGE		2-	6+	37.50-	0	0	0	0	0	4+	1+	0
		.3-	301.8+	75.0-					*	200.0+	*	*
CAMDEN-ON-GAULEY PD	82	238	0	.00	0	0	0	0	0	0	0	0
NUMERICAL CHANGE	81	236	5	20.00	0	1	0	1	1	2	1	0
PERCENT CHANGE		2+	5-	20.00-	0	1-	0	1-	1-	2-	1-	0
		.8+	*	*					*	*	*	*
METZEL CITY	TOTAL	19,554	370	173	46.75	1	0	1	11	129	210	18
NUMERICAL CHANGE	81	19,585	441	87	19.72	0	4	3	10	169	221	34
PERCENT CHANGE		31-	86+	27.03+	1+	4-	2-	2-	1+	40-	11-	16-
		.2-	15.9-	137.1+	*	66.7-	10.0+	23.7-	10.0+	23.7-	5.0-	47.1-
			*	*	*	*	*	*	*	*	*	*
RURAL	82	10,737	121	19	15.70	1	0	0	6	52	57	5
NUMERICAL CHANGE	81	10,503	154	15	9.74	0	4	1	3	55	81	10
PERCENT CHANGE		234+	33-	5.96+	1+	4-	1-	1-	3+	3-	24-	5-
		2.2+	23.2-	61.2+	*	*	*	*	100.0+	5.5-	29.6-	50.0-
SHERIFF	82	75	3	4.00	0	0	0	0	0	40	35	0
NUMERICAL CHANGE	81	90	2	2.22	0	2	0	0	0	36	50	2
PERCENT CHANGE		15-	1+	1.78+	0	2-	0	0	0	11.1+	15-	2-
		16.7-	50.0+	80.2+	*	*	*	*	*	11.1+	30.0-	*
STATE POLICE	82	46	16	34.78	1	0	0	6	6	12	22	5
NUMERICAL CHANGE	81	64	13	20.31	0	2	1	3	3	19	31	8
PERCENT CHANGE		18-	3+	14.47+	1+	2-	1-	3+	3+	17-	9-	3-
		28.1-	23.1+	71.2+	*	*	*	100.0+	36.8-	29.0-	37.5-	*

IDENTIFIER

POPULATION CRIME RATE TOTAL OFFEN CLEARED TOTAL CRIMES PERCENT CLEARED MURDER RAPE ROBBERY FEL ASHLT BREAK ENTER LARCENY THEFT M/V THEFT

MUNICIPAL 82 8,817 28.23 249 154 61.84 0 0 1 5 77 153 13
81 9,082 31.59 287 72 25.08 0 0 2 7 114 140 24
NUMERICAL CHANGE 265- 3.36- 38- 82+ 36.76+ 0 0 1- 2- 37- 13+ 11-
PERCENT CHANGE 2.9- 10.6- 13.2- 113.9+ 146.6+ 0 0 50.0- 28.6- 32.5- 9.3+ 45.8-

HUNDRED PD 82 496 8.06 4 1 25.00 0 0 0 0 1 2 1
81 497 12.07 6 2 33.33 0 0 0 0 2 2 0
NUMERICAL CHANGE 1- 4.01- 1- 8.33- 0 0 0 0 0 0 0 0 0
PERCENT CHANGE .2- 33.2- 33.3- 50.0- 25.0- 0 0 0 0 50.0- .0 * 1+ *

NEW MARTINSVILLE PD 82 7,185 33.53 241 152 63.07 0 0 1 4 76 148 12
81 7,196 39.04 281 70 24.91 0 0 2 5 112 138 24
NUMERICAL CHANGE 11- 5.51- 40- 82+ 38.16+ 0 0 1- 1- 36- 10+ 12-
PERCENT CHANGE .2- 14.1- 14.2- 117.1+ 153.2+ 0 0 50.0- 20.0- 32.1- 7.2+ 50.0-

PINE GROVE PD 82 514 7.78 4 1 25.00 0 0 0 0 0 3 0
81 767 .00 0 0 .00 0 0 0 0 0 0 0
NUMERICAL CHANGE 253- 7.78+ 4+ 1+ 25.00+ 0 0 0 0 0 0 0
PERCENT CHANGE 33.0- .0 * * * * * 0 0 0 0 3+ *

LITTLETON PD 82 0 .00 0 0 .00 0 0 0 0 0 0 0
81 341 .00 0 0 .00 0 0 0 0 0 0 0
NUMERICAL CHANGE 341- .00 0 0 .00 0 0 0 0 0 0 0
PERCENT CHANGE .0 * * * * * 0 0 0 0 0 0 0

SMITHFIELD PD 82 284 .00 0 0 .00 0 0 0 0 0 0 0
81 281 .00 0 0 .00 0 0 0 0 0 0 0
NUMERICAL CHANGE 3+ .00 0 0 .00 0 0 0 0 0 0 0
PERCENT CHANGE 1.1+ * * * * * 0 0 0 0 0 0 0

MIRT CTY TOTAL 82 4,693 9.58 45 24 53.33 0 0 1 1 23 18 2
81 4,701 11.48 54 38 70.37 0 0 0 1 29 20 4
NUMERICAL CHANGE 8- 1.90- 9- 14- 17.04- 0 0 1+ 0 6- 2- 2-
PERCENT CHANGE .2- 16.6- 16.7- 36.8- 24.2- 0 0 .0 20.7- 10.0- 50.0-

RURAL 82 3,884 9.52 37 22 59.45 0 0 1 1 22 11 2
81 3,891 12.33 48 35 72.91 0 0 0 1 29 14 4
NUMERICAL CHANGE 7- 2.81- 11- 13- 13.46- 0 0 1+ 0 7- 3- 2-
PERCENT CHANGE .2- 22.8- 22.9- 37.1- 18.5- 0 0 0 0 24.1- 21.4- 50.0-

SHERIFF 82 1 0 .00 0 0 .00 0 0 0 0 0 1 0
81 0 0 .00 0 0 .00 0 0 0 0 0 0 0
NUMERICAL CHANGE 1+ 1+ 0 0 0 0 0 0 0 0 0 1+ 0
PERCENT CHANGE * * * * * 0 0 0 0 0 0 *

STATE POLICE 82 36 61.11 0 0 0 0 1 1 22 10 2
81 48 72.91 0 0 0 0 0 1 29 14 4
NUMERICAL CHANGE 12- 11.80- 0 0 0 0 1+ 0 7- 4- 2-
PERCENT CHANGE 25.0- 37.1- 16.2- 0 0 .0 24.1- 28.6- 50.0-

IDENTIFIER	POPULATION	CRIME RATE	TOTAL OFFEN	TOTAL CLEARED	PERCENT CLEARED	MURDER	RAPE	ROBBERY	FEL ASHLT	BREAK ENTER	LARCENY THEFT	M/V THEFT
MUNICIPAL 82	809	9.88	8	2	25.00	0	0	0	0	1	7	0
NUMERICAL CHANGE 81	810	7.40	6	3	50.00	0	0	0	0	0	6	0
PERCENT CHANGE	.1-	2.48+	2+	1-	25.00-	0	0	0	0	1+	1+	0
		33.5+	33.3+	33.3-	50.0-					*	16.7+	
ELIZABETH PD	809	9.88	8	2	25.00	0	0	0	0	1	7	0
NUMERICAL CHANGE 81	810	7.40	6	3	50.00	0	0	0	0	0	6	0
PERCENT CHANGE	.1-	2.48+	2+	1-	25.00-	0	0	0	0	1+	1+	0
		33.5+	33.3+	33.3-	50.0-					*	16.7+	
WOOD CTY	92,885	39.69	3689	1001	27.13	2	19	54	111	1028	2303	172
NUMERICAL CHANGE 81	93,028	41.63	3877	974	25.12	1	20	69	133	1071	2371	212
PERCENT CHANGE	.2-	1.94-	188-	27+	2.01+	1+	1-	15-	22-	43-	68-	40-
		4.7-	4.8-	2.8+	8.0+	100.0+	5.0-	21.7-	16.5-	4.0-	2.9-	18.9-
RURAL	38,805	18.39	714	261	36.55	1	7	11	46	241	378	30
NUMERICAL CHANGE 81	38,864	17.70	688	176	25.58	0	9	8	41	225	352	53
PERCENT CHANGE	.2-	.69+	26+	85+	10.97+	1+	2-	3+	5+	16+	26+	23-
		3.9+	3.8+	48.3+	42.9+	*	22.2-	37.5+	12.2+	7.1+	7.4+	43.4-
SHERIFF	573	37.17	213	48	34.04	1	5	5	1	70	51	8
NUMERICAL CHANGE 81	538	23.97	129	47	31.33	0	4	4	7	60	55	20
PERCENT CHANGE	6.5+	65.1+	55.1+	2.1+	8.6+	*	25.0+	25.0+	85.7-	16.7+	7.3-	60.0-
STATE POLICE	141	31.33	47	1+	2.71+	1	4	1+	6-	10+	4-	12-
NUMERICAL CHANGE 81	150	2.71+	1+	8.6+	8.6+	*	25.0+	25.0+	85.7-	16.7+	7.3-	60.0-
PERCENT CHANGE	6.0-	6.0-	6.0-	2.1+	8.6+	*	25.0+	25.0+	85.7-	16.7+	7.3-	60.0-
MUNICIPAL	54,080	55.00	2975	740	24.87	1	12	43	65	787	1925	142
NUMERICAL CHANGE 81	54,164	58.86	3189	798	25.02	1	11	61	92	846	2019	159
PERCENT CHANGE	.2-	3.86-	214-	58-	.15-	0	1+	18-	27-	59-	94-	17-
		6.6-	6.7-	7.3-	.6-	.0	9.1+	29.5-	29.3-	7.0-	4.7-	10.7-
PARKERSBURG PD	39,754	63.17	2512	599	23.84	1	12	40	32	756	1544	127
NUMERICAL CHANGE 81	39,816	66.21	2637	657	24.91	1	9	54	67	789	1577	140
PERCENT CHANGE	.2-	3.04-	125-	58-	1.07-	0	3+	14-	35-	33-	33-	13-
		4.6-	4.7-	8.8-	4.3-	.0	33.3+	25.9-	52.2-	4.2-	2.1-	9.3-
VIENNA PD	11,584	36.68	425	140	32.94	0	0	3	32	26	351	13
NUMERICAL CHANGE 81	11,602	41.88	486	129	26.54	0	0	5	24	43	399	15
PERCENT CHANGE	.2-	5.20-	61-	11+	6.40+	0	0	2-	8+	17-	48-	2-
		12.4-	12.6-	8.5+	24.1+	0	40.0-	33.3+	33.3+	39.5-	12.0-	13.3-
WILLIAMSTOWN PD	2,742	13.85	38	1	2.63	0	0	0	1	5	30	2
NUMERICAL CHANGE 81	2,746	24.03	66	12	18.18	0	2	2	1	14	43	4
PERCENT CHANGE	.1-	42.4-	42.4-	91.7-	85.5-	0	2-	2-	0	9-	13-	2-
		42.4-	42.4-	91.7-	85.5-	0	2-	2-	0	9-	13-	2-
		42.4-	42.4-	91.7-	85.5-	0	2-	2-	0	9-	13-	2-

IDENTIFIER	POPULATION	CRIME RATE	TOTAL OFFEN	TOTAL CLEARED	PERCENT CLEARED	MURDER	RAPE	ROBBERY	FEL ASLT	BREAK ENTER	LARCENY THEFT	M/V THEFT
WYOMING CTY	36,170	5.52	200	51	25.50	5	0	2	7	83	75	28
NUMERICAL CHANGE	36,225	6.23	226	70	30.97	1	3	0	7	110	86	19
PERCENT CHANGE	55-	.71-	26-	19-	5.47-	4+	3-	2+	0	27-	11-	9+
	-2-	11.4-	11.5-	27.1-	17.7-	400.0+	*	*	.0	24.5-	12.8-	47.4+
RURAL	29,911	4.64	139	40	28.77	5	0	1	7	56	49	21
NUMERICAL CHANGE	29,956	4.67	140	50	35.71	1	1	0	3	82	36	17
PERCENT CHANGE	45-	.03-	1-	10-	6.94-	4+	1-	1+	4+	26-	13+	4+
	.2-	.6-	.7-	20.0-	19.4-	400.0+	*	*	133.3+	31.7-	36.1+	23.5+
SHERIFF	3	100.00	3	3	100.00	3	0	0	0	0	0	0
NUMERICAL CHANGE	1	100.00	1	1	100.00	0	1	0	0	0	0	0
PERCENT CHANGE	200.0+	200.0+	2+	2+	.0	*	*	0	0	0	0	0
STATE POLICE	136	27.20	37	27.20	2	0	0	1	7	56	49	21
NUMERICAL CHANGE	139	35.25	49	35.25	1	0	0	0	3	82	36	17
PERCENT CHANGE	3-	8.05-	12-	8.05-	1+	0	0	1+	4+	26-	13+	4+
	2.2-	24.5-	2.2-	24.5-	100.0+	*	*	*	133.3+	31.7-	36.1+	23.5+
MUNICIPAL	6,259	9.74	61	11	18.03	0	0	1	0	27	26	7
NUMERICAL CHANGE	6,269	13.71	86	20	23.25	0	2	0	4	28	50	2
PERCENT CHANGE	10-	3.97-	25-	9-	5.22-	0	2-	1+	4-	1-	24-	5+
	.2-	29.0-	29.1-	45.0-	22.5-	*	*	*	*	3.6-	48.0-	250.0+
MULLENS PD	2,951	11.52	34	1	2.94	0	0	1	0	10	19	4
NUMERICAL CHANGE	2,956	14.88	44	6	13.63	0	0	0	2	12	30	0
PERCENT CHANGE	5-	3.36-	10-	5-	10.69-	0	0	1+	2-	2-	11-	4+
	.2-	22.6-	22.7-	83.3-	78.4-	*	*	*	*	16.7-	36.7-	*
PINEVILLE PD	1,149	1.74	2	2	100.00	0	0	0	0	0	2	0
NUMERICAL CHANGE	1,151	6.95	8	5	62.50	0	0	0	2	3	3	0
PERCENT CHANGE	2-	5.21-	6-	3-	37.50+	0	0	0	2-	3-	1-	0
	.2-	75.0-	75.0-	60.0-	60.0+	*	*	*	*	*	33.3-	*
OCEANA PD	2,159	11.57	25	8	32.00	0	0	0	0	17	5	3
NUMERICAL CHANGE	2,162	15.72	34	9	26.47	0	2	0	0	13	17	2
PERCENT CHANGE	3-	4.15-	9-	1-	5.53+	0	2-	0	0	4+	12-	1+
	.1-	26.4-	26.5-	11.1-	20.9+	*	*	*	*	30.8+	70.6-	50.0+

PART I ARRESTS BY CHARGE AND AGENCY TYPE

The report in this section details the number of persons arrested for Part I Offenses for the reporting periods of 1981 and 1982. Definitions for each of the Part I Offenses may be found in this book in the Table of Contents under the category entitled "Classification of Offenses."

JAN THRU DEC 82-81

PAGE 1

PART I ARRESTS BY CHARGE AND AGENCY TYPE

CHARGE AND AGENCY TYPE	JUVENILE	ADULTS	GRAND TOTAL	MURDER	NEG MANSL	RAPE	FORCIBLE	ROBBERY	AGGRAV ASSAULT	BURGLARY	LARCENY	AUTO THEFT
WEST VIRGINIA TOTAL	2525	8931	11456	106	14	203	511	978	2785	6279	580	580
CHANGE	2938	8673	11611	130	21	182	481	1020	3148	5929	700	700
RURAL	413-	258+	155-	24-	7-	21+	30+	42-	363-	350+	126-	126-
CHANGE	82	4230	5213	80	10	123	259	590	1724	2070	357	357
CHANGE	81	4535	5628	91	13	114	243	623	1994	2178	372	372
CHANGE	110-	305-	415-	11-	3-	9+	16+	33-	270-	108-	15-	15-
SHERIFF'S	270	1986	2256	19	4	51	89	302	669	1007	115	115
CHANGE	81	1771	1986	26	4	37	98	256	603	868	114	114
CHANGE	55+	215+	270+	7-	0	14+	9-	46+	66+	159+	1+	1+
STATE POLICE	713	2244	2957	61	6	72	170	288	1055	1063	262	262
CHANGE	81	2764	3642	65	9	77	145	367	1391	1330	258	258
CHANGE	165-	520-	685-	4-	3-	5-	25+	79-	336-	267-	16-	16-
MUNICIPAL	1542	4701	6243	26	4	80	252	388	1061	4209	223	223
CHANGE	81	4138	5983	39	8	68	238	397	1154	3751	328	328
CHANGE	303-	563+	260+	13-	4-	12+	14+	9-	93-	453+	105-	105-
BARBOUR CTY TOTAL	82	46	69	2	0	0	0	7	21	37	2	2
CHANGE	81	44	61	0	0	0	2	5	24	4	4	4
CHANGE	6+	2+	8+	2+	0	0	2-	2+	3-	11+	2-	2-
RURAL	8	28	36	2	0-	0	0	6	15	13	0	0
CHANGE	7	30	37	0	0	0	2	5	20	8	2	2
CHANGE	1+	2-	1-	2+	0	0	2-	1+	5-	5+	2-	2-
SHERIFF	0	4	4	1	0	0	0	1	2	0	0	0
CHANGE	81	7	10	0	0	0	0	1	8	1	0	0
CHANGE	3-	3-	6-	1+	0	0	0	0	6-	1-	0	0
STATE POLICE	8	24	32	1	0	0	0	5	13	13	0	0
CHANGE	81	23	27	0	0	0	2	4	12	7	2	2
CHANGE	4+	1+	5+	1+	0	0	2-	1+	1+	6+	2-	2-
MUNICIPAL	15	18	33	0	0	0	0	1	6	24	2	2
CHANGE	81	14	24	0	0	0	0	0	4	18	2	2
CHANGE	5+	4+	9+	0	0	0	0	1+	2+	6+	0	0
BELINGTON PD	6	10	16	0	0	0	0	1	4	9	2	2
CHANGE	81	5	5	0	0	0	0	0	0	5	0	0
CHANGE	6+	5+	11+	0	0	0	0	1+	4+	4+	2+	2+
PHILIPPI PD	9	8	17	0	0	0	0	0	2	15	0	0
CHANGE	81	9	19	0	0	0	0	0	4	13	2	2
CHANGE	1-	1-	2-	0	0	0	0	0	2-	2-	2-	2-

PART I ARRESTS BY CHARGE AND AGENCY TYPE

		TOTAL		MURDER		NEG MANSL RAPE		FORCIBLE		ROBBERY		AGGRAV ASSAULT		BURGLARY LARCENY		AUTO THEFT		
		JUVENILE	ADULTS	CRIMINAL	HOMICIDE	NEG	MANSL	RAPE										
*****		*****																
BERKELEY CTY	TOTAL	74	243	317	1	2	2	1	18	20	71	155	19					
81	CHANGE	143	222	365	3	2	4	4	20	14	141	152	29					
82	CHANGE	59	21+	48-	2-	0	3-	3-	2-	6+	70-	33+	10-					
*****		*****																
RURAL	TOTAL	26	89	115	1	2	2	1	11	11	41	43	5					
81	CHANGE	57	125	182	0	2	0	0	14	9	84	61	12					
82	CHANGE	31-	36-	67-	1+	0	1+	1+	3-	2+	43-	18-	7-					
*****		*****																
SHERIFF	TOTAL	4	45	49	0	0	0	0	0	4	17	25	3					
81	CHANGE	26	54	80	0	2	2	0	7	4	24	37	6					
82	CHANGE	22-	9-	31-	0	2-	0	0	7-	0	7-	12-	3-					
*****		*****																
STATE POLICE	TOTAL	22	44	66	1	2	2	1	11	7	24	18	2					
81	CHANGE	31	71	102	0	0	0	0	7	5	60	24	6					
82	CHANGE	9-	27-	36-	1+	2+	1+	1+	4+	2+	36-	6-	4-					
*****		*****																
MUNICIPAL	TOTAL	48	154	202	0	0	0	0	7	9	30	142	14					
81	CHANGE	86	97	183	3-	0	0	4	6	5	57	91	17					
82	CHANGE	38-	57+	19+	0	0	0	4-	1+	4+	27-	51+	3-					
*****		*****																
MARTINSBURG PD	TOTAL	48	154	202	0	0	0	0	7	9	30	142	14					
81	CHANGE	86	97	183	3	0	0	4	6	5	57	91	17					
82	CHANGE	38-	57+	19+	3-	0	0	4-	1+	4+	27-	51+	3-					
*****		*****																
BOONE CTY	TOTAL	9	59	68	1	0	0	3	5	8	20	30	1					
81	CHANGE	38	121	159	0	0	0	2	8	10	72	56	11					
82	CHANGE	29-	62-	91-	1+	0	0	1+	3-	2-	52-	26-	10-					
*****		*****																
RURAL	TOTAL	6	58	64	1	0	0	3	4	8	18	29	1					
81	CHANGE	37	120	157	0	0	0	2	8	10	71	55	11					
82	CHANGE	31-	62-	93-	1+	0	0	1+	4-	2-	53-	26-	10-					
*****		*****																
SHERIFF	TOTAL	0	1	1	0	0	0	0	0	0	0	1	0					
81	CHANGE	1	30	31	0	0	0	0	3	0	10	14	4					
82	CHANGE	1-	29-	30-	0	0	0	0	3-	0	10-	13-	4-					
*****		*****																
STATE POLICE	TOTAL	6	57	63	1	0	0	3	4	8	18	28	1					
81	CHANGE	36	90	126	0	0	0	2	5	10	61	41	7					
82	CHANGE	30-	33-	63-	1+	0	0	1+	1-	2-	43-	13-	6-					
*****		*****																
MUNICIPAL	TOTAL	3	1	4	0	0	0	0	1	0	2	1	0					
81	CHANGE	1	1	2	0	0	0	0	0	0	1	1	0					
82	CHANGE	2+	0	2+	0	0	0	0	1+	0	1+	0	0					
*****		*****																
MADISON PD	TOTAL	0	0	0	0	0	0	0	0	0	0	0	0					
81	CHANGE	0	0	0	0	0	0	0	0	0	0	0	0					
82	CHANGE	0	0	0	0	0	0	0	0	0	0	0	0					

PART I ARRESTS BY CHARGE AND AGENCY TYPE

AGENCY	CHARGE	JUVENILE	ADULTS	GRAND TOTAL	MURDER	CRIMINAL	HOMICIDE	FORCIBLE	ROBBERY	AGGRAV ASSAULT	BURGLARY	LARCENY	AUTO THEFT
WHITESVILLE PD	82	3	0	3	0	0	0	0	0	0	2	1	0
	81	1	0	2	0	0	0	0	0	0	1	1	0
	CHANGE	2+	1-	1+	0	0	0	0	0	0	1+	0	0
DANVILLE PD	82	0	1	1	0	0	0	0	1	0	0	0	0
	81	0	0	0	0	0	0	0	0	0	0	0	0
	CHANGE	0	1+	1+	0	0	0	0	1+	0	0	0	0
BRAXTON CTY	82	4	30	34	3	0	0	0	0	4	14	10	3
	81	15	24	39	0	0	0	0	0	0	17	14	8
	CHANGE	11-	6+	5-	3+	0	0	0	0	4+	3-	4-	5-
RURAL	82	1	27	28	3	0	0	0	0	4	11	7	3
	81	15	20	35	0	0	0	0	0	0	16	11	8
	CHANGE	14-	7+	7-	3+	0	0	0	0	4+	5-	4-	5-
SHERIFF	82	0	11	11	1	0	0	0	0	1	5	1	3
	81	0	2	2	0	0	0	0	0	0	0	0	2
	CHANGE	0	9+	9+	1+	0	0	0	0	1+	5+	1+	1+
STATE POLICE	82	1	16	17	2	0	0	0	0	3	6	6	0
	81	15	18	33	0	0	0	0	0	0	16	11	6
	CHANGE	14-	2-	16-	2+	0	0	0	0	3+	10-	5-	6-
MUNICIPAL	82	3	3	6	0	0	0	0	0	0	3	3	0
	81	0	4	4	0	0	0	0	0	0	1	3	0
	CHANGE	3+	1-	2+	0	0	0	0	0	0	2+	0	0
GASSAWAY PD	82	0	1	1	0	0	0	0	0	0	0	1	0
	81	0	4	4	0	0	0	0	0	0	1	3	0
	CHANGE	0	3-	3-	0	0	0	0	0	0	1-	2-	0
SUTTON PD	82	3	0	3	0	0	0	0	0	0	3	0	0
	81	0	0	0	0	0	0	0	0	0	0	0	0
	CHANGE	3+	0	3+	0	0	0	0	0	0	3+	0	0
BURNSVILLE PD	82	0	2	2	0	0	0	0	0	0	0	2	0
	81	0	0	0	0	0	0	0	0	0	0	0	0
	CHANGE	0	2+	2+	0	0	0	0	0	0	0	2+	0
BROOKE CTY	82	9	45	54	2	0	0	0	2	8	17	25	0
	81	21	59	80	2	1	0	0	6	9	18	36	8
	CHANGE	12-	14-	26-	0	1-	0	0	4-	1-	1-	11-	8-
RURAL	82	6	28	34	2	0	0	0	2	7	15	8	0
	81	16	37	53	2	1	0	0	6	7	17	13	7
	CHANGE	10-	9-	19-	0	1-	0	0	4-	0	2-	5-	7-

AGENCY	CHARGE	JUVENILE	ADULTS	GRAND TOTAL	MURDER	NEG MANSL	RAPE	ROBBERY	AGGRAV ASSAULT	BURGLARY	LARCENY	AUTO THEFT
SHERIFF	82	5	22	27	2	0	0	2	7	11	5	0
	81	16	35	51	1	1	0	6	7	16	13	7
	CHANGE	11-	13-	24-	1+	1-	0	4-	0	5-	8-	7-
STATE POLICE	82	1	6	7	0	0	0	0	0	4	3	0
	81	0	2	2	1	0	0	0	0	1	0	0
	CHANGE	1+	4+	5+	1-	0	0	0	0	3+	3+	0
MUNICIPAL	82	3	17	20	0	0	0	0	1	2	17	0
	81	5	22	27	0	0	0	0	2	1	23	1
	CHANGE	2-	5-	7-	0	0	0	0	1-	1+	6-	1-
FOLLANSBEE PD	82	0	0	0	0	0	0	0	0	0	0	0
	81	0	0	0	0	0	0	0	0	0	0	0
	CHANGE	0	0	0	0	0	0	0	0	0	0	0
WELLSBURG PD	82	3	17	20	0	0	0	0	1	2	17	0
	81	5	22	27	0	0	0	0	2	1	23	1
	CHANGE	2-	5-	7-	0	0	0	0	1-	1+	6-	1-
BETHANY PD	82	0	0	0	0	0	0	0	0	0	0	0
	81	0	0	0	0	0	0	0	0	0	0	0
	CHANGE	0	0	0	0	0	0	0	0	0	0	0

11

AGENCY	CHARGE	JUVENILE	ADULTS	GRAND TOTAL	MURDER	NEG MANSL	RAPE	ROBBERY	AGGRAV ASSAULT	BURGLARY	LARCENY	AUTO THEFT
CABELL CITY	82	345	1110	1455	5	3	21	53	135	197	1011	30
	81	285	750	1035	14	3	20	35	84	227	612	40
	CHANGE	60+	360+	420+	9-	0	1+	18+	51+	30-	399+	10-
RURAL	82	81	276	357	1	0	9	11	29	66	230	11
	81	56	219	275	8	1	9	8	25	39	174	13
	CHANGE	25+	57+	82+	7-	1-	0	3+	6+	27+	56+	2-
SHERIFF	82	41	204	245	0	0	8	5	21	37	169	5
	81	27	153	180	4	1	8	6	14	30	114	3
	CHANGE	14+	51+	65+	4-	1-	0	1-	7+	7+	55+	2+
STATE POLICE	82	40	72	112	1	0	1	6	8	29	61	6
	81	29	66	95	4	0	1	2	9	9	60	10
	CHANGE	11+	6+	17+	3-	0	0	4+	1-	20+	1+	4-
MUNICIPAL	82	264	834	1098	4	3	12	42	106	131	781	19
	81	229	531	760	6	2	11	27	61	188	438	27
	CHANGE	35+	303+	338+	2-	1+	1+	15+	45+	57-	343+	8-
BARBOURSVILLE PD	82	30	105	135	0	0	1	0	0	6	127	1
	81	8	45	53	0	0	0	0	1	0	50	2
	CHANGE	22+	60+	82+	0	0	1+	0	1-	6+	77+	1-
HUNTINGTON PD	82	230	718	948	4	3	11	42	106	117	647	18
	81	210	474	684	6	2	11	27	58	183	372	25
	CHANGE	20+	244+	264+	2-	1+	0	15+	48+	66-	275+	7-

PART I ARRESTS BY CHARGE AND AGENCY TYPE
 JUVENILE ADULTS GRAND CRIMINAL HOMICIDE FORCIBLE ROBBERY ACGRAV BURGLARY LARCEHY AUTO
 MURDER NEG MANSL RAPE ASSAULT THEFT

AGENCY	TOTAL	JUVENILE	ADULTS	GRAND	CRIMINAL	HOMICIDE	FORCIBLE	ROBBERY	ACGRAV	BURGLARY	LARCEHY	AUTO
MILTON PD	82	0	0	0	0	0	0	0	0	0	0	0
81	14	0	0	0	0	0	0	0	0	4	10	0
CHANGE	14-	8-	6-	14-	0	0	0	0	0	4-	10-	0
MU SECURITY POLICE	82	4	11	15	0	0	0	0	0	8	7	0
81	9	3	6	9	0	0	0	0	0	1	6	0
CHANGE	6+	1+	5+	6+	0	0	0	0	2-	7+	1+	0

AGENCY	TOTAL	JUVENILE	ADULTS	GRAND	CRIMINAL	HOMICIDE	FORCIBLE	ROBBERY	ACGRAV	BURGLARY	LARCEHY	AUTO
CALHOUN CITY	82	7	32	39	0	1	1	4	5	6	20	2
81	27	3	24	27	1	0	0	0	4	7	12	3
CHANGE	8+	4+	8+	12+	1-	1+	1+	4+	1+	1-	8+	1-

AGENCY	TOTAL	JUVENILE	ADULTS	GRAND	CRIMINAL	HOMICIDE	FORCIBLE	ROBBERY	ACGRAV	BURGLARY	LARCEHY	AUTO
RURAL	82	7	32	39	0	1	1	4	5	6	20	2
81	27	3	24	27	1	0	0	0	4	7	12	3
CHANGE	8+	4+	8+	12+	1-	1+	1+	4+	1+	1-	8+	1-

AGENCY	TOTAL	JUVENILE	ADULTS	GRAND	CRIMINAL	HOMICIDE	FORCIBLE	ROBBERY	ACGRAV	BURGLARY	LARCEHY	AUTO
SHERIFF	82	0	0	0	0	0	0	0	0	0	0	0
81	0	0	0	0	0	0	0	0	0	0	0	0
CHANGE	0	0	0	0	0	0	0	0	0	0	0	0

AGENCY	TOTAL	JUVENILE	ADULTS	GRAND	CRIMINAL	HOMICIDE	FORCIBLE	ROBBERY	ACGRAV	BURGLARY	LARCEHY	AUTO
STATE POLICE	82	7	32	39	0	1	1	4	5	6	20	2
81	27	3	24	27	1	0	0	0	4	7	12	3
CHANGE	8+	4+	8+	12+	1-	1+	1+	4+	1+	1-	8+	1-

AGENCY	TOTAL	JUVENILE	ADULTS	GRAND	CRIMINAL	HOMICIDE	FORCIBLE	ROBBERY	ACGRAV	BURGLARY	LARCEHY	AUTO
MUNICIPAL	82	0	0	0	0	0	0	0	0	0	0	0
81	0	0	0	0	0	0	0	0	0	0	0	0
CHANGE	0	0	0	0	0	0	0	0	0	0	0	0

AGENCY	TOTAL	JUVENILE	ADULTS	GRAND	CRIMINAL	HOMICIDE	FORCIBLE	ROBBERY	ACGRAV	BURGLARY	LARCEHY	AUTO
GRANTSVILLE PD	82	0	0	0	0	0	0	0	0	0	0	0
81	0	0	0	0	0	0	0	0	0	0	0	0
CHANGE	0	0	0	0	0	0	0	0	0	0	0	0

AGENCY	TOTAL	JUVENILE	ADULTS	GRAND	CRIMINAL	HOMICIDE	FORCIBLE	ROBBERY	ACGRAV	BURGLARY	LARCEHY	AUTO
CLAY CITY	82	8	39	47	2	0	3	1	13	17	9	2
81	11	94	105	0	0	4	4	0	14	16	67	4
CHANGE	3-	55-	58-	2+	0	1-	1-	1+	1-	1+	58-	2-

AGENCY	TOTAL	JUVENILE	ADULTS	GRAND	CRIMINAL	HOMICIDE	FORCIBLE	ROBBERY	ACGRAV	BURGLARY	LARCEHY	AUTO
RURAL	82	8	39	47	2	0	3	1	13	17	9	2
81	11	94	105	0	0	4	4	0	14	16	67	4
CHANGE	3-	55-	58-	2+	0	1-	1-	1+	1-	1+	58-	2-

AGENCY	TOTAL	JUVENILE	ADULTS	GRAND	CRIMINAL	HOMICIDE	FORCIBLE	ROBBERY	ACGRAV	BURGLARY	LARCEHY	AUTO
SHERIFF	82	0	0	0	0	0	0	0	0	0	0	0
81	0	0	0	0	0	0	0	0	0	0	0	0
CHANGE	0	0	0	0	0	0	0	0	0	0	0	0

AGENCY	TOTAL	JUVENILE	ADULTS	GRAND	CRIMINAL	HOMICIDE	FORCIBLE	ROBBERY	ACGRAV	BURGLARY	LARCEHY	AUTO
STATE POLICE	82	8	39	47	2	0	3	1	13	17	9	2
81	11	94	105	0	0	4	4	0	14	16	67	4
CHANGE	3-	55-	58-	2+	0	1-	1-	1+	1-	1+	58-	2-

PART I ARRESTS BY CHARGE AND AGENCY TYPE
 JUVENILE ADULTS GRAND CRIMINAL HOMICIDE FORCIBLE ROBBERY AGGRAV BURGLARY LARCENY AUTO
 TOTAL MURDER NEG MANSL RAPE ASSAULT THEFT

AGENCY	JUVENILE	ADULTS	GRAND	CRIMINAL	HOMICIDE	FORCIBLE	ROBBERY	AGGRAV	BURGLARY	LARCENY	AUTO
			TOTAL	MURDER	NEG MANSL	RAPE	ASSAULT				THEFT
MUNICIPAL	0	0	0	0	0	0	0	0	0	0	0
82	0	0	0	0	0	0	0	0	0	0	0
81	0	0	0	0	0	0	0	0	0	0	0
CHANGE	0	0	0	0	0	0	0	0	0	0	0
CLAY PD	0	0	0	0	0	0	0	0	0	0	0
82	0	0	0	0	0	0	0	0	0	0	0
81	0	0	0	0	0	0	0	0	0	0	0
CHANGE	0	0	0	0	0	0	0	0	0	0	0
DODDRIDGE CTY TOTAL	6	28	34	0	1	1	0	1	13	15	3
82	6	28	34	0	1	1	0	1	13	15	3
81	2	21	23	0	0	0	4	9	6	4	4
CHANGE	4+	7+	11+	0	1+	1+	3-	4+	9+	9+	1-
RURAL	6	28	34	0	1	1	0	1	13	15	3
82	6	28	34	0	1	1	0	1	13	15	3
81	2	20	22	0	0	0	4	8	6	4	4
CHANGE	4+	8+	12+	0	1+	1+	3-	5+	9+	9+	1-
SHERIFF	2	9	11	0	1	0	0	2	2	2	0
82	2	9	11	0	1	0	0	2	2	2	0
81	0	2	2	0	0	0	0	0	0	0	0
CHANGE	2+	7+	9+	0	1+	0	0	6+	2+	2+	0
STATE POLICE	4	19	23	0	0	1	0	1	5	13	3
82	4	19	23	0	0	1	0	1	5	13	3
81	2	18	20	0	0	0	4	6	6	6	4
CHANGE	2+	1+	3+	0	0	1+	3-	1-	7+	7+	1-
MUNICIPAL	0	0	0	0	0	0	0	0	0	0	0
82	0	0	0	0	0	0	0	0	0	0	0
81	1	1	1	0	0	0	0	1	0	0	0
CHANGE	0	1-	1-	0	0	0	0	1-	0	0	0
WEST UNION PD	0	0	0	0	0	0	0	0	0	0	0
82	0	0	0	0	0	0	0	0	0	0	0
81	0	1	1	0	0	0	0	1	0	0	0
CHANGE	0	1-	1-	0	0	0	0	1-	0	0	0
FAYETTE CTY TOTAL	73	330	403	6	2	14	19	44	157	141	20
82	73	330	403	6	2	14	19	44	157	141	20
81	39	254	293	12	1	7	14	46	80	118	15
CHANGE	34+	76+	110+	6-	1+	7+	5+	2-	77+	23+	5+
RURAL	55	221	276	6	2	14	13	37	117	71	16
82	55	221	276	6	2	14	13	37	117	71	16
81	23	184	207	9	0	7	12	41	63	66	9
CHANGE	32+	37+	69+	3-	2+	7+	1+	4-	54+	5+	7+
SHERIFF	21	114	135	2	2	11	4	26	59	27	4
82	21	114	135	2	2	11	4	26	59	27	4
81	7	129	136	1	0	2	7	32	42	46	6
CHANGE	14+	15-	1-	1+	2+	9+	3-	6-	17+	19-	2-
STATE POLICE	34	107	141	4	0	3	9	11	58	44	12
82	34	107	141	4	0	3	9	11	58	44	12
81	16	55	71	8	0	5	5	9	21	20	3
CHANGE	18+	52+	70+	4-	0	2-	4+	2+	37+	24+	9+

JAN THRU DEC 82-81

PAGE 7

PART I ARRESTS BY CHARGE AND AGENCY TYPE

MUNICIPAL	82	18	109	127	0	0	0	0	6	7	40	70	4	AGENCY TYPE
CHANGE	81	2+	39+	41+	3-	1-	0	0	4+	2+	23+	18+	2-	
ANSTED PD	82	0	5	5	0	0	0	0	0	0	3	2	0	
CHANGE	81	0	0	0	0	0	0	0	0	0	0	0	0	
FAYETTEVILLE PD	82	3	0	3	0	0	0	0	0	0	3	0	0	
CHANGE	81	2	2	4	0	0	0	0	0	0	4	0	0	
MONTGOMERY PD	82	5	31	36	0	0	0	0	2	2	11	19	2	
CHANGE	81	7	28	35	0	0	0	0	0	3	6	26	0	
MOUNT HOPE PD	82	3	6	9	0	0	0	0	0	3	1	4	1	
CHANGE	81	0	4	4	0	0	0	0	0	0	1	3	0	
OAK HILL PD	82	3	42	45	0	0	0	0	0	0	6	39	0	
CHANGE	81	7	31	38	3	1	0	0	0	1	6	23	4	
MEADOW BRIDGE PD	82	0	0	0	0	0	0	0	0	0	0	0	0	
CHANGE	81	0	0	0	0	0	0	0	0	0	0	0	0	
SMITHERS PD	82	0	20	20	0	0	0	0	4	0	15	0	1	
CHANGE	81	0	0	0	0	0	0	0	0	0	0	0	0	
PAX PD	82	4	1	5	0	0	0	0	0	0	1	4	0	
CHANGE	81	0	0	0	0	0	0	0	0	0	0	0	0	
W VA TECH SECURITY	82	0	2	2	0	0	0	0	0	0	0	2	0	
CHANGE	81	0	3	3	0	0	0	0	2	1	0	0	0	
GAULEY BRIDGE PD	82	0	2	2	0	0	0	0	0	0	0	0	0	
CHANGE	81	0	0	0	0	0	0	0	0	2	0	0	2	
GILMER CTY	82	0	16	16	0	1	2	1	1	2	1	8	1	
CHANGE	81	4	16	20	0	0	0	0	0	5	5	6	4	
TOTAL	82	4	10	10	0	1	1	1	1	2	1	8	1	
RURAL	82	0	10	10	0	0	0	0	1	2	1	3	1	
CHANGE	81	1	15	16	0	0	0	0	0	5	2	6	3	
TOTAL	82	1	15	16	0	1	1	1	1	3	2	6	2	
CHANGE	81	1-	5-	6-	0	1+	1+	1+	1+	3-	1-	3-	2-	

AGENCY	JUVENILE	ADULTS	GRAND TOTAL	MURDER	CRIMINAL	HOMICIDE	FORCIBLE RAPE	ROBBERY	AGGRAV ASSAULT	BURGLARY	LARCENY	AUTO THEFT
SHERIFF	82	0	3	0	1	1	0	0	1	0	0	0
	81	1	8	0	0	0	0	0	3	2	3	1
	CHANGE	1-	5-	0	1+	1+	0	0	2-	2-	3-	1-
STATE POLICE	82	0	7	0	0	0	0	1	1	1	3	1
	81	0	7	0	0	0	0	0	2	0	3	2
	CHANGE	0	0	0	0	0	0	1+	1-	1+	0	1-
MUNICIPAL	82	0	6	0	0	1	0	0	0	0	5	0
	81	3	1	4	0	0	0	0	0	3	0	1
	CHANGE	3-	5+	2+	0	1+	0	0	0	3-	5+	1-
GLENVILLE PD	82	0	6	0	0	1	0	0	0	0	5	0
	81	3	1	4	0	0	0	0	0	3	0	1
	CHANGE	3-	5+	2+	0	1+	0	0	0	3-	5+	1-
GLENVILLE ST SECURITY	82	0	0	0	0	0	0	0	0	0	0	0
	81	0	0	0	0	0	0	0	0	0	0	0
	CHANGE	0	0	0	0	0	0	0	0	0	0	0
GRANT CTY	82	11	14	25	0	0	0	0	1	19	4	1
	81	5	27	32	0	0	0	0	1	23	6	2
	CHANGE	6+	13-	7-	0	0	0	0	0	4-	2-	1-
RURAL	82	10	13	23	0	0	0	0	1	17	4	1
	81	5	25	30	0	0	0	0	0	22	6	2
	CHANGE	5+	12-	7-	0	0	0	0	1+	5-	2-	1-
SHERIFF	82	6	6	12	0	0	0	0	1	8	2	1
	81	0	11	11	0	0	0	0	0	11	0	0
	CHANGE	6+	5-	1+	0	0	0	0	1+	3-	2+	1+
STATE POLICE	82	4	7	11	0	0	0	0	0	9	2	0
	81	5	14	19	0	0	0	0	0	11	6	2
	CHANGE	1-	7-	8-	0	0	0	0	0	2-	4-	2-
MUNICIPAL	82	1	1	2	0	0	0	0	0	2	0	0
	81	0	2	2	0	0	0	0	1	1	0	0
	CHANGE	1+	1-	0	0	0	0	0	1-	1+	0	0
PETERSBURG PD	82	1	1	2	0	0	0	0	0	2	0	0
	81	0	1	1	0	0	0	0	0	1	0	0
	CHANGE	1+	0	1+	0	0	0	0	0	1+	0	0
BAYARD PD	82	0	0	0	0	0	0	0	0	0	0	0
	81	0	1	1	0	0	0	0	0	0	0	0
	CHANGE	0	1-	1-	0	0	0	0	1-	0	0	0
GREENBRIER CTY TOTAL	82	20	69	89	0	0	0	2	5	44	31	7
	81	22	71	93	5	0	2	2	8	33	37	6
	CHANGE	2-	2-	4-	0	2-	0	0	3-	11+	6-	1+

JAN THRU DEC 82-81

PAGE 9

PART I ARRESTS BY CHARGE AND AGENCY TYPE

AGENCY	CHARGE	JUVENILE		ADULTS		GRAND TOTAL	MURDER	CRIMINAL	HOMICIDE	NEG MANSL	FORCIBLE RAPE	ROBBERY	AGGRAV ASSAULT	BURGLARY	LARCENY	AUTO THEFT
		ADULTS	TOTAL	ADULTS	TOTAL											
RURAL	82	12	71	59	71	0	0	0	0	0	0	2	5	32	27	5
	81	19	83	64	83	5	0	0	0	0	2	2	8	27	53	6
	CHANGE	7-	12-	5-	12-	5-	0	0	0	0	0	0	0	3-	5+	6-
SHERIFF	82	0	19	19	19	0	0	0	0	0	0	2	1	12	4	0
	81	0	26	26	26	1	0	0	0	0	0	0	8	7	5	3
	CHANGE	0	7-	7-	7-	1-	0	0	0	0	2-	2+	7-	5+	1-	3-
STATE POLICE	82	12	52	40	52	0	0	0	0	0	0	0	4	20	23	5
	81	19	57	38	57	4	0	0	0	0	0	2	0	20	28	3
	CHANGE	7-	5-	2+	5-	4-	0	0	0	0	0	2-	4+	0	5-	2+
MUNICIPAL	82	8	18	10	18	0	0	0	0	0	0	0	0	12	4	2
	81	3	10	7	10	0	0	0	0	0	0	0	0	6	4	0
	CHANGE	5+	8+	3+	8+	0	0	0	0	0	0	0	0	6+	0	2+
LEWISBURG PD	82	6	9	3	9	0	0	0	0	0	0	0	0	5	2	0
	81	0	7	7	7	0	0	0	0	0	0	0	0	3	4	0
	CHANGE	6+	2+	4-	2+	0	0	0	0	0	0	0	0	2+	2-	2+
RAINELLE PD	82	0	0	0	0	0	0	0	0	0	0	0	0	0	0	0
	81	0	0	0	0	0	0	0	0	0	0	0	0	0	0	0
	CHANGE	0	0	0	0	0	0	0	0	0	0	0	0	0	0	0
RONCEVERTE PD	82	1	7	6	7	0	0	0	0	0	0	0	0	7	0	0
	81	0	0	0	0	0	0	0	0	0	0	0	0	0	0	0
	CHANGE	1+	7+	6+	7+	0	0	0	0	0	0	0	0	7+	0	0
WHITE SULPHUR SPRINGS PD	82	1	2	1	2	0	0	0	0	0	0	0	0	0	2	0
	81	3	3	0	3	0	0	0	0	0	0	0	0	3	0	0
	CHANGE	2-	1-	1+	1-	0	0	0	0	0	0	0	0	3-	2+	0
QUINWOOD PD	82	0	0	0	0	0	0	0	0	0	0	0	0	0	0	0
	81	0	0	0	0	0	0	0	0	0	0	0	0	0	0	0
	CHANGE	0	0	0	0	0	0	0	0	0	0	0	0	0	0	0
RUPERT PD	82	0	0	0	0	0	0	0	0	0	0	0	0	0	0	0
	81	0	0	0	0	0	0	0	0	0	0	0	0	0	0	0
	CHANGE	0	0	0	0	0	0	0	0	0	0	0	0	0	0	0

HAMPSHIRE CITY	82	35	94	59	94	1	0	0	0	0	2	1	11	59	18	2
	81	28	112	84	112	0	0	0	0	0	0	2	9	52	42	7
	CHANGE	7+	18-	25-	18-	1+	0	0	0	0	2+	1-	2+	7+	24-	5-

RURAL	82	35	93	58	93	1	0	0	0	0	2	1	11	59	17	2
	81	26	108	82	108	0	0	0	0	0	0	2	9	49	42	6
	CHANGE	9+	15-	24-	15-	1+	0	0	0	0	2+	1-	2+	10+	25-	4-
SHERIFF	82	20	27	7	27	0	0	0	0	0	2	0	0	19	6	0
	81	3	11	8	11	0	0	0	0	0	0	0	0	3	8	0
	CHANGE	17+	16+	1-	16+	0	0	0	0	0	2+	0	0	16+	2-	0

PART I ARRESTS BY CHARGE AND AGENCY TYPE

CHARGE	JUVENILE	ADULTS	GRAND TOTAL	MURDER	NEG MANSL	RAPE	FORCIBLE	ROBBERY	AGGRAV ASSAULT	BURGLARY	LARCENY	AUTO THEFT
--------	----------	--------	-------------	--------	-----------	------	----------	---------	----------------	----------	---------	------------

STATE POLICE 82	15	51	66	1	0	0	0	1	11	40	11	2
81	23	74	97	0	0	0	0	2	9	46	34	6
CHANGE	8-	23-	31-	1+	0	0	0	1-	2+	6-	23-	4-
MUNICIPAL 82	0	1	1	0	0	0	0	0	0	0	1	0
81	2	2	4	0	0	0	0	0	0	3	0	1
CHANGE	2-	1-	3-	0	0	0	0	0	0	3-	1+	1-
ROMNEY PD 82	0	1	1	0	0	0	0	0	0	0	1	0
81	2	2	4	0	0	0	0	0	0	3	0	1
CHANGE	2-	1-	3-	0	0	0	0	0	0	3-	1+	1-

HANCOCK CTY TOTAL	37	161	198	0	0	0	0	14	18	39	124	3
81	51	156	207	5	0	3	3	13	22	34	118	12
CHANGE	14-	5+	9-	5-	0	3-	0	1+	4-	5+	6+	9-

RURAL 82	1	34	35	0	0	0	0	5	5	10	15	0
81	3	64	67	1	0	0	0	9	14	18	24	1
CHANGE	2-	30-	32-	1-	0	0	0	4-	9-	8-	9-	1-

SHERIFF 82	0	34	34	0	0	0	0	5	5	9	15	0
81	3	63	66	1	0	0	0	2	14	18	23	1
CHANGE	3-	29-	32-	1-	0	0	0	4-	9-	9-	8-	1-

STATE POLICE 82	1	0	1	0	0	0	0	0	0	1	0	0
81	0	1	1	0	0	0	0	0	0	0	1	0
CHANGE	1+	1-	0	0	0	0	0	0	0	1+	1-	0

MUNICIPAL 82	36	127	163	0	0	0	0	9	13	29	109	3
81	48	92	140	4	0	3	3	4	8	16	94	11
CHANGE	12-	35+	23+	4-	0	3-	0	5+	5+	13+	15+	8-

CHESTER PD 82	0	4	4	0	0	0	0	0	2	0	2	0
81	2	4	6	1	0	0	0	0	2	2	0	1
CHANGE	2-	0	2-	1-	0	0	0	0	0	2-	2+	1-

WEIRTON PD 82	36	120	156	0	0	0	0	9	11	26	197	3
81	46	88	134	3	0	3	3	4	6	14	94	10
CHANGE	10-	32+	22+	3-	0	3-	0	5+	5+	12+	13+	7-

NEW CUMBERLAND PD 82	0	3	3	0	0	0	0	0	0	3	0	0
81	0	0	0	0	0	0	0	0	0	0	0	0
CHANGE	0	3+	3+	0	0	0	0	0	0	3+	0	0

HARDY CTY TOTAL	1	33	34	2	0	1	0	0	3	13	11	4
81	8	58	66	0	1	2	0	0	8	37	17	1
CHANGE	7-	25-	32-	2+	1-	1-	0	0	5-	24-	6-	3+

JAN THRU DEC 82-81

PAGE 11

PART I ARRESTS BY CHARGE AND AGENCY TYPE

CRIMINAL HOMICIDE FORCIBLE MURDER NEG MANSL RAPE

ROBBERY AGGRAV ASSAULT BURGLARY LARCENY AUTO THEFT

AGENCY	JUVENILE	ADULTS	GRAND TOTAL	MURDER	NEG MANSL	RAPE	ROBBERY	AGGRAV ASSAULT	BURGLARY	LARCENY	AUTO THEFT
RURAL	1	29	30	2	0	1	0	1	12	11	3
82	6	44	50	0	1	2	0	2	30	15	0
81	5-	15-	20-	2+	1-	1-	0	1-	18-	4-	3+
CHANGE											
SHERIFF	0	10	10	1	0	0	0	0	0	9	0
82	0	16	16	0	0	0	0	1	5	10	0
81	0	6-	6-	1+	0	0	0	1-	5-	1-	0
CHANGE											
STATE POLICE	1	19	20	1	0	1	0	1	12	2	3
82	6	28	34	0	1	2	0	1	25	5	0
81	5-	9-	14-	1+	1-	1-	0	0	13-	3-	3+
CHANGE											
MUNICIPAL	0	4	4	0	0	0	0	2	1	0	1
82	2	14	16	0	0	0	0	6	7	2	1
81	2-	10-	12-	0	0	0	0	4-	6-	2-	0
CHANGE											
MOOREFIELD PD	0	1	1	0	0	0	0	0	0	0	1
82	0	6	6	0	0	0	0	0	5	1	0
81	0	5-	5-	0	0	0	0	0	5-	1-	1+
CHANGE											
WARDENSVILLE PD	0	3	3	0	0	0	0	2	1	0	0
82	2	8	10	0	0	0	0	6	2	1	1
81	2-	5-	7-	0	0	0	0	4-	1-	1-	1-
CHANGE											
HARRISON CTY TOTAL	34	276	310	0	0	0	13	15	51	211	20
82	53	368	421	4	0	3	9	23	85	275	22
81	19-	92-	111-	4-	0	3-	4+	8-	34-	64-	2-
CHANGE											
RURAL	13	50	63	0	0	0	6	1	28	22	6
82	17	92	109	4	0	2	1	9	57	31	5
81	4-	42-	46-	4-	0	2-	5+	8-	29-	9-	1+
CHANGE											
SHERIFF	1	4	5	0	0	0	0	0	2	2	1
82	2	23	25	0	0	0	0	3	12	10	0
81	1-	19-	20-	0	0	0	0	3-	10-	8-	1+
CHANGE											
STATE POLICE	12	46	58	0	0	0	6	1	26	20	5
82	15	69	84	4	0	2	1	6	45	21	5
81	3-	23-	26-	4-	0	2-	5+	5-	19-	1-	0
CHANGE											
MUNICIPAL	21	226	247	0	0	0	7	14	23	189	14
82	36	276	312	0	0	1	8	14	28	264	17
81	15-	50-	65-	0	0	1-	1-	0	5-	55-	5-
CHANGE											
BRIDGEPORT PD	4	115	119	0	0	0	1	0	4	113	1
82	4	105	109	0	0	0	0	2	2	105	0
81	0	10+	10+	0	0	0	1+	2-	2+	8+	1+
CHANGE											
CLARKSBURG PD	8	85	93	0	0	0	4	10	11	63	5
82	29	144	173	0	0	1	5	9	26	116	16
81	21-	59-	80-	0	0	1-	1-	1+	15-	53-	11-
CHANGE											

	82 81 CHANGE	2 0 2+	9 7 2+	11 7 4+	GRAND TOTAL	MURDER	CRIMINAL HOMICIDE	NEG MANSL	FORCIBLE RAPE	ROBBERY	AGGRAV ASSAULT	BURGLARY	LARCENY	AUTO THEFT
SALEM PD	82 81 CHANGE	2 0 2+	9 7 2+	11 7 4+	0 0 0	0 0 0	0 0 0	0 0 0	0 0 0	0 0 0	1 2 1-	1 0 1+	5 0 0	4 4 4+
SHINNSTON PD	82 81 CHANGE	1 0 1+	9 0 9+	10 0 10+	0 0 0	0 0 0	0 0 0	0 0 0	2 0 2+	2 0 2+	2 0 2+	3 0 3+	2 0 2+	1 0 1+
STONEWOOD PD	82 81 CHANGE	1 0 1+	0 1 1-	1 1 0	0 0 0	0 0 0	0 0 0	0 0 0	0 0 0	0 0 0	0 0 0	1 0 1+	0 1 1-	0 0 0
ANMOORE PD	82 81 CHANGE	0 0 0	0 0 0	0 0 0	0 0 0	0 0 0	0 0 0	0 0 0	0 0 0	0 0 0	0 0 0	0 0 0	0 0 0	0 0 0
NUTTER FORT PD	82 81 CHANGE	4 1 3+	5 15 10-	9 16 7-	0 0 0	0 0 0	0 0 0	0 0 0	0 0 3-	0 3 1-	0 1 1-	1 0 1+	5 11 6-	3 1 2+
LUMBERPORT PD	82 81 CHANGE	1 2 1-	3 3 0	4 5 1-	0 0 0	0 0 0	0 0 0	0 0 0	0 0 0	0 0 0	1 1 1+	2 0 2+	1 5 4-	0 0 0
LOST CREEK PD	82 81 CHANGE	0 0 0	0 1 1-	0 1 1-	0 0 0	0 0 0	0 0 0	0 0 0	0 0 0	0 0 0	0 0 0	0 0 0	0 1 1-	0 0 0
WEST MILFORD PD	82 81 CHANGE	0 0 0	0 0 0	0 0 0	0 0 0	0 0 0	0 0 0	0 0 0	0 0 0	0 0 0	0 0 0	0 0 0	0 0 0	0 0 0
JACKSON CTY TOTAL	82 81 CHANGE	18 8 10+	39 51 12-	57 59 2-	0 0 0	0 0 0	0 0 0	0 0 0	0 0 0	11 3 8+	1 1 0	20 13 7+	21 40 19-	4 2 2+
RURAL	82 81 CHANGE	6 3 3+	27 41 14-	33 44 11-	0 0 0	0 0 0	0 0 0	0 0 0	0 0 0	8 3 5+	1 0 1+	11 11 0	11 29 18-	2 1 1+
SHERIFF	82 81 CHANGE	3 3 0	21 22 1-	24 25 1-	0 0 0	0 0 0	0 0 0	0 0 0	0 1 2+	3 1 2+	1 0 1+	8 3 5+	11 21 10-	1 0 1+
STATE POLICE	82 81 CHANGE	3 0 3+	6 19 13-	9 19 10-	0 0 0	0 0 0	0 0 0	0 0 0	0 0 3+	5 2 3+	0 0 0	3 8 5-	0 8 8-	1 1 0
MUNICIPAL	82 81 CHANGE	12 5 7+	12 10 2+	24 15 9+	0 0 0	0 0 0	0 0 0	0 0 0	0 0 3+	3 0 3+	0 1 1-	9 2 7+	10 11 1-	2 1 1+

PART I ARRESTS BY CHARGE AND AGENCY TYPE

	JUVENILE	ADULTS	GRAND TOTAL	MURDER	CRIMINAL HOMICIDE	FORCIBLE RAPE	ROBBERY	AGGRAV ASSAULT	BURGLARY	LARCENY	AUTO THEFT
--	----------	--------	-------------	--------	-------------------	---------------	---------	----------------	----------	---------	------------

RAVENSWOOD PD	82	12	20	0	0	0	3	0	6	10	1
	81	10	13	0	0	0	0	1	1	0	0
CHANGE	5+	2+	7+	0	0	0	3+	1-	5+	1-	1+
RIPLEY PD	82	0	4	0	0	0	0	0	3	0	1
	81	0	2	0	0	0	0	0	1	0	1
CHANGE	2+	0	2+	0	0	0	0	0	2+	0	0

JEFFERSON CITY TOTAL	82	78	236	1	0	1	4	26	76	118	10
	81	104	267	0	1	3	5	32	69	145	12
CHANGE	26-	5-	31-	1+	1-	2-	1-	6-	7+	27-	2-

RURAL	82	40	161	1	0	1	4	16	62	74	3
	81	95	139	0	0	3	0	8	55	65	8
CHANGE	4-	26+	22+	1+	0	2-	4+	8+	7+	9+	5-

SHERIFF	82	0	21	0	0	0	1	8	8	4	0
	81	0	4	0	0	1	0	0	0	3	0
CHANGE	0	17+	17+	0	0	1-	1+	8+	8+	1+	0

STATE POLICE	82	40	140	1	0	1	3	8	54	70	3
	81	91	135	0	0	2	0	8	55	62	8
CHANGE	4-	9+	5+	1+	0	1-	3+	0	1-	8+	5-

MUNICIPAL	82	38	75	0	0	0	0	10	14	44	7
	81	60	128	0	1	0	5	24	14	80	4
CHANGE	22-	31-	53-	0	1-	0	5-	14-	0	36-	3+

CHARLES TOWN PD	82	23	50	0	0	0	0	10	8	32	0
	81	46	91	0	0	0	2	15	9	63	2
CHANGE	23-	18-	41-	0	0	0	2-	5-	1-	31-	2-

SHEPHERDSTOWN PD	82	1	2	0	0	0	0	0	0	0	2
	81	0	0	0	0	0	0	0	0	0	0
CHANGE	1+	1+	2+	0	0	0	0	0	0	0	2+

RANSON PD	82	7	11	0	0	0	0	0	5	5	1
	81	11	25	0	1	0	3	0	5	11	0
CHANGE	4-	10-	14-	0	1-	0	3-	5-	0	6-	1+

HARPERS FERRY PD	82	7	12	0	0	0	0	0	1	7	4
	81	3	12	0	0	0	0	4	0	6	2
CHANGE	4+	4-	0	0	0	0	0	4-	1+	1+	2+

KANAWHA CTY TOTAL	82	388	1845	11	0	33	91	128	380	1106	96
	81	634	2206	17	0	17	115	184	453	1263	153
CHANGE	246-	115-	351-	6-	0	16+	24-	56-	73-	161-	57-

AGENCY	CHARGE	JUVENILE		ADULTS		GRAND TOTAL	MURDER	CRIMINAL	HOMICIDE	NEG MANSL	FORCIBLE RAPE	ROBBERY	AGGRAV ASSAULT	BURGLARY	LARCENY	AUTO THEFT
		118	214	500	618											
RURAL	82	118	214	500	618	1	0	0	0	0	11	33	66	202	246	59
	81	96-	608	822	108-	6	0	0	0	9	2+	57	103	276	296	75
	CHANGE					5-	0	0	0	2+		24-	37-	74-	50-	16-
SHERIFF	82	33	25	225	258	1	0	0	0	4	4	7	43	60	126	17
	81	8+	205	230	20+	2	0	0	0	4	4	9	53	51	91	20
	CHANGE					1-	0	0	0	0	0	2-	10-	9+	35+	3-
STATE POLICE	82	85	189	275	360	0	0	0	0	7	7	26	23	142	120	42
	81	104-	403	592	128-	4	0	0	0	5	2+	48	50	225	205	55
	CHANGE					4-	0	0	0	2+	22-	27-	83-	85-	13-	
MUNICIPAL	82	270	420	957	1227	10	0	0	0	22	22	58	62	178	860	37
	81	150-	964	1384	157-	11	0	0	0	8	14+	58	81	177	971	78
	CHANGE					1-	0	0	0	14+	0	19-	1+	111-	41-	
BELLE PD	82	0	0	0	0	0	0	0	0	0	0	0	0	0	0	0
	81	0	0	0	0	0	0	0	0	0	0	0	0	0	0	0
	CHANGE					0	0	0	0	0	0	0	0	0	0	0
CHARLESTON PD	82	207	302	744	951	10	0	0	0	14	14	51	55	133	663	25
	81	95-	732	1034	83-	11	0	0	0	7	7+	46	72	125	717	56
	CHANGE					1-	0	0	0	7+	5+	17-	17-	8+	54-	31-
DUNBAR PD	82	17	25	110	127	0	0	0	0	4	4	0	1	6	112	4
	81	8-	87	23+	112	0	0	0	0	0	0	2	1	11	36	12
	CHANGE					0	0	0	0	4+	2-	0	0	5-	26+	8-
NITRO PD	82	3	2	3	6	0	0	0	0	0	0	2	1	0	3	0
	81	1+	1+	2	4	0	0	0	0	0	0	2	0	2	0	0
	CHANGE					0	0	0	0	0	0	0	1+	2-	3+	0
ST ALBANS PD	82	14	57	42	56	0	0	0	0	2	2	3	0	6	44	1
	81	43-	71	29-	128	0	0	0	0	0	0	2	1	9	112	4
	CHANGE					0	0	0	0	2+	1+	1+	1-	3-	68-	3-
SOUTH CHARLESTON PD	82	17	19	28	45	0	0	0	0	2	2	2	3	15	17	6
	81	2-	8-	36	55	0	0	0	0	1	1	6	6	4	32	6
	CHANGE					0	0	0	0	1+	4-	3-	3-	11+	15-	0
CHESAPEAKE PD	82	4	1	3	7	0	0	0	0	0	0	0	0	4	2	1
	81	3+	5	2-	6	0	0	0	0	0	0	0	0	5	1	0
	CHANGE					0	0	0	0	0	0	0	0	1-	1+	1+
MARNET PD	82	0	8	0	0	0	0	0	0	0	0	0	0	0	0	0
	81	8-	2	2-	10	0	0	0	0	0	0	0	0	10	0	0
	CHANGE					0	0	0	0	0	0	0	0	10-	0	0
EAST BANK PD	82	3	2	3	6	0	0	0	0	0	0	0	0	4	2	0
	81	1+	0	0	2	0	0	0	0	0	0	0	0	2+	0	0
	CHANGE					0	0	0	0	0	0	0	0	2+	2+	0

	JUVENILE	ADULTS	GRAND TOTAL	MURDER	CRIMINAL	HOMICIDE	FORCIBLE	ROBBERY	AGGRAV ASSAULT	BURGLARY	LARCENY	AUTO THEFT
GLASGOW PD	0	0	0	0	0	0	0	0	0	0	0	0
82	0	0	0	0	0	0	0	0	0	0	0	0
81	0	0	0	0	0	0	0	0	0	0	0	0
CHANGE	0	0	0	0	0	0	0	0	0	0	0	0
CLENDENIN PD	0	16	16	0	0	0	0	0	0	2	14	0
82	0	23	23	0	0	0	0	0	0	0	23	0
81	0	7-	7-	0	0	0	0	0	0	2+	9-	0
CHANGE	0	7-	7-	0	0	0	0	0	0	2+	9-	0
CEDAR GROVE PD	2	5	7	0	0	0	0	0	0	4	3	0
82	2	3	5	0	0	0	0	0	1	4	0	0
81	0	2+	2+	0	0	0	0	0	1-	0	3+	0
CHANGE	0	2+	2+	0	0	0	0	0	1-	0	3+	0
PRATT PD	3	1	4	0	0	0	0	0	0	4	0	0
82	0	0	0	0	0	0	0	0	0	0	0	0
81	3+	1+	4+	0	0	0	0	0	0	4+	0	0
CHANGE	3+	1+	4+	0	0	0	0	0	0	4+	0	0
HANDLEY PD	0	0	0	0	0	0	0	0	0	0	0	0
82	0	0	0	0	0	0	0	0	0	0	0	0
81	2	3	5	0	0	0	0	0	0	5	0	0
CHANGE	2-	3-	5-	0	0	0	0	0	0	5-	0	0
W VA ST COLLEGE SECURITY	0	2	2	0	0	0	0	0	2	0	0	0
82	0	0	0	0	0	0	0	0	0	0	0	0
81	0	2+	2+	0	0	0	0	0	2+	0	0	0
CHANGE	0	2+	2+	0	0	0	0	0	2+	0	0	0
LEWIS CITY	3	29	32	0	0	0	1	1	3	11	14	2
82	3	47	50	0	0	0	0	0	0	21	30	0
81	6-	18-	24-	0	0	0	1+	4-	3+	10-	16-	2+
CHANGE	6-	18-	24-	0	0	0	1+	4-	3+	10-	16-	2+
RURAL	2	26	28	0	0	0	0	0	3	10	13	2
82	9	40	49	0	0	0	0	5-	0	20	24	0
81	7-	14-	21-	0	0	0	0	5-	3+	10-	11-	2+
CHANGE	7-	14-	21-	0	0	0	0	5-	3+	10-	11-	2+
SHERIFF	0	20	20	0	0	0	0	0	3	5	12	0
82	2	22	24	0	0	0	0	2-	0	5	17	0
81	2-	2-	4-	0	0	0	0	2-	3+	0	5-	0
CHANGE	2-	2-	4-	0	0	0	0	2-	3+	0	5-	0
STATE POLICE	2	6	8	0	0	0	0	0	0	5	1	2
82	7	18	25	0	0	0	0	3	0	15	7	0
81	5-	12-	17-	0	0	0	0	3-	0	10-	6-	2+
CHANGE	5-	12-	17-	0	0	0	0	3-	0	10-	6-	2+
MUNICIPAL	1	3	4	0	0	0	1	1	0	1	1	0
82	0	7	7	0	0	0	0	0	0	1	6	0
81	1+	4-	3-	0	0	0	1+	1+	0	0	5-	0
CHANGE	1+	4-	3-	0	0	0	1+	1+	0	0	5-	0
WESTON PD	1	3	4	0	0	0	1	1	0	1	1	0
82	0	7	7	0	0	0	0	0	0	1	6	0
81	1+	4-	3-	0	0	0	1+	1+	0	0	5-	0
CHANGE	1+	4-	3-	0	0	0	1+	1+	0	0	5-	0
LINCOLN CITY	30	81	111	1	0	0	1	8	10	36	51	4
82	23	67	90	2	0	0	6	3	13	33	25	8
81	7+	14+	21+	1-	0	0	5-	5+	3-	3+	26+	4-
CHANGE	7+	14+	21+	1-	0	0	5-	5+	3-	3+	26+	4-

AGENCY	CHARGE	JUVENILE	ADULTS	GRAND TOTAL	MURDER	CRIMINAL	HOMICIDE	FORCIBLE	ROBBERY	AGGRAV ASSAULT	BURGLARY	LARCENY	AUTO THEFT
RURAL	82	26	79	105	1	0	0	1	8	10	33	48	4
	81	20	66	86	2	0	0	6	3	13	32	22	8
	CHANGE	6+	13+	19+	1-	0	0	5-	5+	3-	1+	26+	4-
SHERIFF	82	1	13	14	0	0	0	0	0	5	0	9	0
	81	2	22	24	1	0	0	6	0	7	7	3	0
	CHANGE	1-	9-	10-	1-	0	0	6-	0	2-	7-	6+	0
STATE POLICE	82	25	66	91	1	0	0	1	8	5	33	39	4
	81	18	44	62	1	0	0	0	3	6	25	19	8
	CHANGE	7+	22+	29+	0	0	0	1+	5+	1-	8+	20+	4-
MUNICIPAL	82	4	2	6	0	0	0	0	0	0	3	3	0
	81	3	1	4	0	0	0	0	0	0	1	3	0
	CHANGE	1+	1+	2+	0	0	0	0	0	0	2+	0	0
HAMLIN PD	82	4	2	6	0	0	0	0	0	0	3	3	0
	81	3	1	4	0	0	0	0	0	0	1	3	0
	CHANGE	1+	1+	2+	0	0	0	0	0	0	2+	0	0
LOGAN CTY	82	128	257	385	2	0	0	6	19	40	119	169	30
	81	104	309	413	4	0	0	8	13	84	132	148	24
	CHANGE	24+	52-	28-	2-	0	0	2-	6+	44-	13-	21+	6+
RURAL	82	124	220	344	2	0	0	6	16	35	112	145	28
	81	101	298	399	4	0	0	7	13	80	132	139	24
	CHANGE	23+	78-	55-	2-	0	0	1-	3+	45-	20-	6+	4+
SHERIFF	82	4	29	33	0	0	0	1	0	1	7	21	3
	81	6	21	27	2	0	0	0	2	6	4	12	1
	CHANGE	2-	8+	6+	2-	0	0	1+	2-	5-	3+	9+	2+
STATE POLICE	82	120	191	311	2	0	0	5	16	34	105	124	25
	81	95	277	372	2	0	0	7	11	74	128	127	23
	CHANGE	25+	86-	61-	0	0	0	2-	5+	40-	25-	3-	2+
MUNICIPAL	82	4	37	41	0	0	0	0	3	5	7	24	2
	81	3	11	14	0	0	0	1	0	4	0	9	0
	CHANGE	1+	26+	27+	0	0	0	1-	3+	1+	7+	15+	2+
LOGAN PD	82	4	21	25	0	0	0	0	1	2	4	16	2
	81	3	6	9	0	0	0	0	0	1	0	8	0
	CHANGE	1+	15+	16+	0	0	0	0	1+	1+	4+	8+	2+
MAN PD	82	0	12	12	0	0	0	0	0	2	2	8	0
	81	0	4	4	0	0	0	1	0	3	0	0	0
	CHANGE	0	8+	8+	0	0	0	1-	0	1-	2+	8+	0
CHAPMANVILLE PD	82	0	4	4	0	0	0	0	2	1	1	0	0
	81	0	1	1	0	0	0	0	0	1	0	1	0
	CHANGE	0	3+	3+	0	0	0	0	2+	1+	1+	1-	0

JAN THRU DEC 82-81

PAGE 17

PART I ARRESTS BY CHARGE AND AGENCY TYPE

	JUVENILE	ADULTS	GRAND TOTAL	MURDER	CRIMINAL	HOMICIDE	FORCIBLE	ROBBERY	AGGRAV	BURGLARY	LARCENY	AUTO THEFT
--	----------	--------	-------------	--------	----------	----------	----------	---------	--------	----------	---------	------------

MCDONNELL CITY	19	93	112	4	4	0	4	7	22	29	38	8
TOTAL	26	117	143	10	6	0	6	0	16	79	21	11
CHANGE	7-	24-	31-	6-	2-	0	2-	7+	6+	50-	17+	3-

RURAL	19	78	97	4	4	0	4	7	17	24	34	7
CHANGE	4-	20-	24-	6-	2-	0	2-	7+	2+	39-	15+	1-

SHERIFF	0	0	0	0	0	0	0	0	0	0	0	0
CHANGE	1-	28-	29-	2-	0	0	0	0	0	15-	12-	0

STATE POLICE	19	78	97	4	4	0	4	7	17	24	34	7
CHANGE	3-	8+	5+	4-	2-	0	2-	7+	2+	24-	27+	1-

MUNICIPAL	0	15	15	0	0	0	0	0	5	5	4	1
CHANGE	3-	4-	7-	0	0	0	0	0	1	11-	2+	2-

KEYSTONE PD	0	0	0	0	0	0	0	0	0	0	0	0
CHANGE	0	0	0	0	0	0	0	0	0	0	0	0

WAR PD	0	0	0	0	0	0	0	0	0	0	0	0
CHANGE	0	1-	1-	0	0	0	0	0	0	0	1-	0

WELCH PD	0	0	0	0	0	0	0	0	0	0	0	0
CHANGE	0	0	0	0	0	0	0	0	0	0	0	0

ANAWALT PD	0	0	0	0	0	0	0	0	0	0	0	0
CHANGE	0	0	0	0	0	0	0	0	0	0	0	0

GARY PD	0	0	0	0	0	0	0	0	0	0	0	0
CHANGE	0	1-	1-	0	0	0	0	0	0	1-	0	0

NORTH FORK PD	0	3	3	0	0	0	0	0	0	3	0	0
CHANGE	0	2	2	0	0	0	0	0	1-	0	0	1-

DAVY PD	0	10	10	0	0	0	0	0	4	2	4	0
CHANGE	0	8	8	0	0	0	0	0	0	0	0	0

KIMBALL PD	0	0	0	0	0	0	0	0	0	0	0	0
CHANGE	0	7-	7-	0	0	0	0	0	0	6-	0	1-

CRIMINAL HOMICIDE FORCIBLE ROBBERY AGGRAV BURGLARY LARCENY AUTO
 MURDER NEG MANSL RAPE ASSAULT THEFT

AGENCY	ADULTS	JUVENILE	TOTAL	MURDER	NEG MANSL	RAPE	ROBBERY	AGGRAV ASSAULT	BURGLARY	LARCENY	AUTO THEFT
IEAGER PD	0	1	1	0	0	0	0	0	0	0	1
81	1	0	1	0	0	0	0	0	0	0	1
CHANGE	1-	1+	0	0	0	0	0	0	0	0	0
BRADSHAW PD	0	1	1	0	0	0	0	1	0	0	0
81	2	8	10	0	0	0	0	0	9	1	0
CHANGE	2-	7-	9-	0	0	0	0	1+	9-	1-	0
MARION CTY	67	385	452	0	7	30	45	99	259	12	12
81	65	354	419	2	11	35	31	222	200	17	17
CHANGE	2+	31+	33+	2-	4-	5-	14+	23-	59+	5-	5-
RURAL	38	196	234	0	6	13	28	52	126	9	9
81	15	166	181	2	2	18	12	72	63	7	7
CHANGE	23+	30+	53+	2-	4+	5-	16+	20-	58+	2+	2+
SHERIFF	21	158	179	0	6	12	25	35	97	4	4
81	1	93	94	1	2	9	12	26	43	1	1
CHANGE	20+	65+	85+	1-	4+	3+	13+	9+	54+	3+	3+
STATE POLICE	17	38	55	0	0	1	3	17	29	5	5
81	14	73	87	1	0	9	0	46	25	6	6
CHANGE	3+	35-	32-	1-	0	8-	3+	29-	4+	1-	1-
MUNICIPAL	29	189	218	0	1	17	17	47	133	3	3
81	50	188	238	0	1	17	19	50	132	10	10
CHANGE	21-	1+	20-	0	1-	0	2-	3-	1+	7-	7-
FAIRMONT PD	25	186	211	0	1	17	17	40	133	3	3
81	47	180	227	0	1	17	19	45	127	9	9
CHANGE	22-	6+	16-	0	1-	0	2-	5-	6+	6-	6-
MANNINGTON PD	0	2	2	0	0	0	0	2	0	0	0
81	0	6	6	0	0	0	0	0	5	1	1
CHANGE	0	4-	4-	0	0	0	0	2+	5-	1-	1-
RIVESVILLE PD	0	0	0	0	0	0	0	0	0	0	0
81	0	0	0	0	0	0	0	0	0	0	0
CHANGE	0	0	0	0	0	0	0	0	0	0	0
MCNONGAH PD	0	0	0	0	0	0	0	0	0	0	0
81	1	0	1	0	0	0	0	1	0	0	0
CHANGE	1-	0	1-	0	0	0	0	1-	0	0	0
FAIRVIEW PD	4	0	4	0	0	0	0	4	0	0	0
81	2	0	2	0	0	0	0	2	0	0	0
CHANGE	2+	0	2+	0	0	0	0	2+	0	0	0
FARMINGTON PD	0	1	1	0	0	0	0	1	0	0	0
81	0	2	2	0	0	0	0	2	0	0	0
CHANGE	0	1-	1-	0	0	0	0	1-	0	0	0

JAN THRU DEC 82-81

PAGE 19

PART I ARRESTS BY CHARGE AND AGENCY TYPE

AUTO THEFT

BURGLARY LARCENY

AGGRAV ASSAULT

ROBBERY

FORCIBLE RAPE

MURDER CRIMINAL HOMICIDE NEG MANSL

GRAND TOTAL

JUVENILE ADULTS

AGENCY	CHARGE	JUVENILE	ADULTS	GRAND TOTAL	MURDER	CRIMINAL HOMICIDE	NEG MANSL	FORCIBLE RAPE	ROBBERY	AGGRAV ASSAULT	BURGLARY LARCENY	AUTO THEFT
GRANT TOWN PD	82	0	0	0	0	0	0	0	0	0	0	0
	81	0	0	0	0	0	0	0	0	0	0	0
	CHANGE	0	0	0	0	0	0	0	0	0	0	0
WORTHINGTON PD	82	0	0	0	0	0	0	0	0	0	0	0
	81	0	0	0	0	0	0	0	0	0	0	0
	CHANGE	0	0	0	0	0	0	0	0	0	0	0
MARSHALL CITY TOTAL	82	44	265	309	0	0	2	1	14	60	225	7
	81	36	197	233	1	0	1	10	8	60	139	14
	CHANGE	8+	68+	76+	1-	0	1+	9-	6+	0	86+	7-
RURAL	82	0	57	57	0	0	1	0	8	23	23	2
	81	5	54	59	1	0	0	7	5	18	24	3
	CHANGE	5-	3+	2-	1-	0	0	7-	3+	5+	1-	1-
SHERIFF	82	0	46	46	0	0	0	0	6	18	20	2
	81	0	30	30	0	0	0	7	3	8	11	1
	CHANGE	0	16+	16+	0	0	0	7-	3+	10+	9+	1+
STATE POLICE	82	0	11	11	0	0	1	0	0	5	3	0
	81	5	24	29	1	0	1	0	0	10	13	2
	CHANGE	5-	13-	18-	1-	0	0	0	0	5-	10-	2-
MUNICIPAL	82	44	208	252	0	0	1	1	6	37	202	5
	81	31	143	174	0	0	0	3	3	42	115	11
	CHANGE	13+	65+	78+	0	0	1+	2-	3+	5-	87+	6-
BENMOOD PD	82	3	111	114	0	0	1	0	0	0	111	2
	81	6	68	74	0	0	0	0	1	6	67	0
	CHANGE	3-	43+	40+	0	0	1+	0	1-	6-	44+	2+
CAMERON PD	82	0	0	0	0	0	0	0	0	0	0	0
	81	0	0	0	0	0	0	0	0	0	0	0
	CHANGE	0	0	0	0	0	0	0	0	0	0	0
GLEN DALE PD	82	0	3	3	0	0	0	0	0	0	0	1
	81	2	11	13	0	0	0	0	0	4	5	4
	CHANGE	2-	8-	10-	0	0	0	0	0	4-	3-	3-
MCMECHEN PD	82	1	1	2	0	0	0	0	0	1	1	0
	81	0	1	1	0	0	0	0	0	0	0	0
	CHANGE	1+	0	1+	0	0	0	0	0	1+	0	0
MOUNDSVILLE PD	82	40	93	133	0	0	0	1	6	36	88	2
	81	23	63	86	0	0	0	3	2	32	42	7
	CHANGE	17+	30+	47+	0	0	0	2-	4+	4+	46+	5-
MASON CITY TOTAL	82	60	87	147	0	0	0	1	16	46	70	14
	81	37	39	76	1	1	1	2	10	22	37	2
	CHANGE	23+	48+	71+	1-	1-	1-	1-	6+	24+	33+	12+

JUVENILE ADULTS GRAND TOTAL CRIMINAL HOMICIDE FORCIBLE MURDER NEG MANSL RAPE ROBBERY AGGRAV ASSAULT BURGLARY LARCENY AUTO THEFT

RURAL	82	57	95	0	0	0	1	14	29	43	8
	81	14	18	1	1	1	0	8	6	1	0
	CHANGE	43+	77+	1-	1-	1-	1+	6+	23+	42+	8+
SHERIFF	82	54	92	0	0	0	1	14	29	40	8
	81	9	12	0	0	0	0	5	5	1	0
	CHANGE	45+	80+	1-	0	0	1+	9+	24+	39+	8+
STATE POLICE	82	3	3	0	0	0	0	0	0	3	0
	81	5	6	0	1	1	0	3	1	0	0
	CHANGE	1-	3-	1-	1-	1-	0	3-	1-	3+	0
MUNICIPAL	82	30	52	0	0	0	0	2	17	27	6
	81	25	58	0	0	0	2	2	16	36	2
	CHANGE	5+	6-	0	0	0	2-	0	1+	9-	4+
POINT PLEASANT PD	82	27	44	0	0	0	0	2	13	25	4
	81	24	51	0	0	0	2	1	12	36	0
	CHANGE	3+	7-	0	0	0	2-	1+	1+	11-	4+
NEW HAVEN PD	82	2	5	0	0	0	0	0	4	0	1
	81	4	4	0	0	0	0	0	4	0	0
	CHANGE	1-	1+	0	0	0	0	0	0	0	1+
MASON PD	82	1	3	0	0	0	0	0	0	2	1
	81	1	3	0	0	0	0	1	0	0	2
	CHANGE	0	0	0	0	0	0	1-	0	2+	1-
HENDERSON PD	82	0	0	0	0	0	0	0	0	0	0
	81	0	0	0	0	0	0	0	0	0	0
	CHANGE	0	0	0	0	0	0	0	0	0	0
HARTFORD PD	82	0	0	0	0	0	0	0	0	0	0
	81	0	0	0	0	0	0	0	0	0	0
	CHANGE	0	0	0	0	0	0	0	0	0	0
LEON PD	82	0	0	0	0	0	0	0	0	0	0
	81	0	0	0	0	0	0	0	0	0	0
	CHANGE	0	0	0	0	0	0	0	0	0	0
MERCER CTY	82	75	380	6	5	5	25	49	135	120	39
	81	71	328	7	3	3	35	64	93	107	17
	CHANGE	4+	52+	1-	2+	2+	10-	15-	43+	13+	22+
RURAL	82	30	243	5	0	1	11	35	82	76	33
	81	25	186	4	2	3	16	46	48	61	6
	CHANGE	5+	57+	1+	2-	2-	5-	11-	34+	15+	27+
SHERIFF	82	12	158	0	0	1	8	26	47	57	19
	81	3	67	0	0	0	5	35	16	11	0
	CHANGE	9+	91+	0	0	1+	3+	9-	31+	46+	19+

MERCER CTY TOTAL

JAN THRU DEC 82-81

PAGE 21

		PART I ARRESTS BY CHARGE AND AGENCY TYPE		AGENCY TYPE		CRIMINAL HOMICIDE		FORCIBLE		ROBBERY		AGGRAV		BURGLARY		LARCENY		AUTO	
		JUVENILE	ADULTS	GRAND	TOTAL	MURDER	NEG	MANSL	RAPE	ROBBERY	AGGRAV	BURGLARY	LARCENY	THEFT					
STATE POLICE	82	18	67	85	5	0	0	0	0	3	9	35	19	14					
	81	22	97	119	4	2	2	3	3	11	11	32	50	6					
	CHANGE	4-	30-	34-	1+	2-	2-	3-	3-	8-	2-	3+	31-	8+					
MUNICIPAL	82	45	92	137	1	0	0	4	4	14	14	54	44	6					
	81	46	96	142	3	0	0	0	0	19	18	45	46	11					
	CHANGE	1-	4-	5-	2-	0	0	4+	4+	5-	4-	9+	2-	5-					
ATHENS PD	82	0	1	1	0	0	0	1	1	0	0	0	0	0					
	81	1	6	7	0	0	0	0	0	0	2	5	0	0					
	CHANGE	1-	5-	6-	0	0	0	1+	1+	0	2-	5-	0	0					
BLUEFIELD PD	82	14	61	75	1	0	0	2	2	11	13	30	15	3					
	81	20	59	79	1	0	0	0	0	12	15	25	15	11					
	CHANGE	6-	2+	4-	0	0	0	2+	2+	1-	2-	5+	0	8-					
PRINCETON PD	82	31	29	60	0	0	0	1	1	3	1	23	29	3					
	81	25	31	56	2	0	0	0	0	7	1	15	31	0					
	CHANGE	6+	2-	4+	2-	0	0	1+	1+	4-	0	8+	2-	3+					
MATOAKA PD	82	0	0	0	0	0	0	0	0	0	0	0	0	0					
	81	0	0	0	0	0	0	0	0	0	0	0	0	0					
	CHANGE	0	0	0	0	0	0	0	0	0	0	0	0	0					
BRAMWELL PD	82	0	0	0	0	0	0	0	0	0	0	0	0	0					
	81	0	0	0	0	0	0	0	0	0	0	0	0	0					
	CHANGE	0	0	0	0	0	0	0	0	0	0	0	0	0					
CONCORD COL SECURITY	82	0	1	1	0	0	0	0	0	0	0	1	0	0					
	81	0	0	0	0	0	0	0	0	0	0	0	0	0					
	CHANGE	0	1+	1+	0	0	0	0	0	0	0	1+	0	0					
BLUEFIELD ST SECURITY	82	0	0	0	0	0	0	0	0	0	0	0	0	0					
	81	0	0	0	0	0	0	0	0	0	0	0	0	0					
	CHANGE	0	0	0	0	0	0	0	0	0	0	0	0	0					
MINERAL CTY	82	32	39	71	0	0	0	1	1	1	4	16	42	7					
	81	29	72	101	0	0	0	0	0	2	6	36	49	8					
	CHANGE	3+	35-	30-	0	0	0	1+	1+	1-	2-	20-	7-	1-					
RURAL	82	8	19	27	0	0	0	0	0	1	0	12	12	2					
	81	2	11	13	0	0	0	0	0	0	0	7	5	1					
	CHANGE	6+	8+	14+	0	0	0	0	0	1+	0	5+	7+	1+					
SHERIFF	82	0	6	6	0	0	0	0	0	0	0	2	4	0					
	81	2	11	13	0	0	0	0	0	0	0	7	5	1					
	CHANGE	2-	5-	7-	0	0	0	0	0	0	0	5-	1-	1-					
STATE POLICE	82	8	13	21	0	0	0	0	0	1	0	10	8	2					
	81	1	29	30	0	0	0	0	0	0	0	13	17	0					
	CHANGE	7+	16-	9-	0	0	0	0	0	1+	0	3-	9-	2+					

PART I ARRESTS BY CHARGE AND AGENCY TYPE
 JUVENILE ADULTS GRAND CRIMINAL HOMICIDE FORCIBLE ROBBERY AGGRAV BURGLARY LARCENY AUTO
 TOTAL MURDER NEG MANSL RAPE ASSAULT

AGENCY	CHARGE	JUVENILE	ADULTS	GRAND	CRIMINAL	HOMICIDE	FORCIBLE	ROBBERY	AGGRAV	BURGLARY	LARCENY	AUTO THEFT
MUNICIPAL	82	24	20	44	0	0	1	0	4	4	30	5
	81	26	32	58	0	0	0	2	6	16	27	7
	CHANGE	2-	12-	14-	0	0	1+	2-	2-	12-	3+	2-
KEYSER PD	82	24	16	40	0	0	1	0	4	4	27	4
	81	25	28	53	0	0	0	2	6	13	26	6
	CHANGE	1-	12-	13-	0	0	1+	2-	2-	9-	1+	2-
PIEDMONT PD	82	0	4	4	0	0	0	0	0	0	3	1
	81	1	4	5	0	0	0	0	0	3	1	1
	CHANGE	1-	0	1-	0	0	0	0	0	3-	2+	0
RIDGELEY PD	82	0	0	0	0	0	0	0	0	0	0	0
	81	0	0	0	0	0	0	0	0	0	0	0
	CHANGE	0	0	0	0	0	0	0	0	0	0	0
ELK GARDEN PD	82	0	0	0	0	0	0	0	0	0	0	0
	81	0	0	0	0	0	0	0	0	0	0	0
	CHANGE	0	0	0	0	0	0	0	0	0	0	0
POTOMAC ST SECURITY	82	0	0	0	0	0	0	0	0	0	0	0
	81	0	0	0	0	0	0	0	0	0	0	0
	CHANGE	0	0	0	0	0	0	0	0	0	0	0

133 ***** MINGO CTY TOTAL *****

82	31	310	341	1	13	19	45	102	127	26
81	28	170	198	0	12	31	58	69	23	
CHANGE	3+	140+	143+	1+	13+	7+	14+	44+	58+	3+
RURAL	82	10	251	261	1	7	16	75	93	23
81	2	119	121	0	0	8	13	41	38	16
CHANGE	8+	132+	140+	1+	7+	8+	28+	34+	55+	7+
SHERIFF	82	0	203	203	0	5	15	54	76	18
81	0	84	84	0	0	3	3	32	30	15
CHANGE	0	119+	119+	0	5+	12+	29+	22+	46+	3+
STATE POLICE	82	10	48	58	1	2	1	21	17	5
81	2	35	37	0	0	5	10	9	8	1
CHANGE	8+	13+	21+	1+	2+	4-	1-	12+	9+	4+
MUNICIPAL	82	21	59	80	0	6	3	27	34	3
81	26	51	77	0	0	4	18	17	31	7
CHANGE	5-	8+	3+	0	6+	1-	14-	10+	3+	4-
GILBERT PD	82	5	3	8	0	0	0	6	0	0
81	1	0	1	0	0	0	0	0	1	0
CHANGE	4+	3+	7+	0	0	0	2+	6+	1-	0
WILLIAMSON PD	82	16	56	72	0	6	3	21	34	3
81	18	49	67	0	0	3	17	12	29	6
CHANGE	2-	7+	5+	0	6+	0	15-	9+	5+	3-

JAN THRU DEC 82-81

PAGE 23

	PART I ARRESTS BY CHARGE AND AGENCY TYPE		TOTAL	MURDER	CRIMINAL HOMICIDE	FORCIBLE NEG MANSL	ROBBERY	AGGRAV ASSAULT	BURGLARY	LARCENY	AUTO THEFT
	JUVENILE	ADULTS									
KERMIT PD	0	0	0	0	0	0	0	0	0	0	0
82	7	2	9	0	0	0	1	1	5	1	1
81	7-	2-	9-	0	0	0	1-	1-	5-	1-	1-
CHANGE											
DELBARTON PD	0	0	0	0	0	0	0	0	0	0	0
82	0	0	0	0	0	0	0	0	0	0	0
81	0	0	0	0	0	0	0	0	0	0	0
CHANGE											
MATEMAN PD	0	0	0	0	0	0	0	0	0	0	0
82	0	0	0	0	0	0	0	0	0	0	0
81	0	0	0	0	0	0	0	0	0	0	0
CHANGE											
MCNONGALIA CITY TOTAL	49	358	407	5	0	12	10	11	54	255	20
82	65	273	338	2	3	10+	12	18	91	199	11
81	16-	85+	69+	3+	3-	10+	2-	7-	37-	96+	9+
CHANGE											
RURAL	4	71	75	4	0	7	7	7	20	21	9
82	17	81	98	1	0	2	5	15	45	25	5
81	13-	10-	23-	3+	0	5+	2+	8-	25-	4-	4+
CHANGE											
SHERIFF	0	16	16	0	0	0	0	1	5	6	4
82	0	18	18	0	0	2-	1	3	7	5	0
81	0	2-	2-	0	0	2-	1-	2-	2-	1+	4+
CHANGE											
STATE POLICE	4	55	59	4	0	7	7	6	15	15	5
82	17	63	80	1	0	0	4	12	39	20	5
81	13-	8-	21-	3+	0	7+	3+	6-	23-	5-	0
CHANGE											
MUNICIPAL	45	287	332	1	0	5	3	4	34	274	11
82	48	192	240	1	3	0	7	3	45	174	6
81	3-	95+	92+	0	3-	5+	4-	1+	12-	100+	5+
CHANGE											
MORGANTOWN PD	34	206	240	1	0	4	3	3	26	194	9
82	39	155	194	1	3	0	6	2	44	152	6
81	5-	51+	46+	0	3-	4+	3-	1+	18-	62+	3+
CHANGE											
STAR CITY PD	2	62	64	0	0	0	0	0	1	62	1
82	5	12	17	0	0	0	0	0	2	15	0
81	3-	50+	47+	0	0	0	0	0	1-	47+	1+
CHANGE											
WESTOVER PD	9	8	17	0	0	1	0	1	5	9	1
82	4	9	13	0	0	0	1	1	11	11	0
81	5+	1-	4+	0	0	1+	1-	0	5+	2-	1+
CHANGE											
OSAGE PD	0	0	0	0	0	0	0	0	0	0	0
82	0	0	0	0	0	0	0	0	0	0	0
81	0	0	0	0	0	0	0	0	0	0	0
CHANGE											
WVU SECURITY POLICE	0	11	11	0	0	0	0	0	2	9	0
82	0	16	16	0	0	0	0	0	0	16	0
81	0	5-	5-	0	0	0	0	0	2+	7-	0
CHANGE											

PART I ARRESTS BY CHARGE AND AGENCY TYPE
 GRAND CRIMINAL HOMICIDE FORCIBLE ROBBERY AGGRAV BURGLARY LARCENY AUTO
 JUVENILE ADULTS MURDER NEG MANSL RAPE ASSAULT

AGENCY	CHARGE	JUVENILE	ADULTS	GRAND TOTAL	MURDER	NEG	MANSL	RAPE	ROBBERY	AGGRAV ASSAULT	BURGLARY	LARCENY	AUTO THEFT
GRANVILLE PD	82	0	0	0	0	0	0	0	0	0	0	0	0
	81	0	0	0	0	0	0	0	0	0	0	0	0
	CHANGE	0	0	0	0	0	0	0	0	0	0	0	0
MONROE CTY	82	2	58	60	1	0	0	0	0	13	37	8	1
	81	3	83	86	0	2	0	0	0	12	42	25	5
	CHANGE	1-	25-	26-	1+	2-	0	0	0	1+	5-	17-	4-
RURAL	82	2	47	49	1	0	0	0	0	13	27	7	1
	81	2	64	66	0	1	0	0	0	11	26	24	4
	CHANGE	0	17-	17-	1+	1-	0	0	0	2+	1+	17-	3-
SHERIFF	82	0	37	37	0	0	0	0	0	13	19	5	0
	81	0	46	46	0	0	0	0	0	6	20	17	3
	CHANGE	0	9-	9-	0	0	0	0	0	7+	1-	12-	3-
STATE POLICE	82	2	10	12	1	0	0	0	0	0	8	2	1
	81	2	18	20	0	1	0	0	0	5	6	7	1
	CHANGE	0	8-	8-	1+	1-	0	0	0	5-	2+	5-	0
MUNICIPAL	82	0	11	11	0	0	0	0	0	0	10	1	0
	81	1	19	20	0	1	0	0	0	1	16	1	1
	CHANGE	1-	8-	9-	0	1-	0	0	0	1-	6-	0	1-
ALDERSON PD	82	0	9	9	0	0	0	0	0	0	8	1	0
	81	1	18	19	0	1	0	0	0	1	16	0	1
	CHANGE	1-	9-	10-	0	1-	0	0	0	1-	8-	1+	1-
UNION PD	82	0	2	2	0	0	0	0	0	0	2	0	0
	81	0	1	1	0	0	0	0	0	0	0	1	0
	CHANGE	0	1+	1+	0	0	0	0	0	0	2+	1-	0
PETERSTOWN PD	82	0	0	0	0	0	0	0	0	0	0	0	0
	81	0	0	0	0	0	0	0	0	0	0	0	0
	CHANGE	0	0	0	0	0	0	0	0	0	0	0	0
MORGAN CTY	82	18	27	45	1	0	2	2	2	0	27	13	0
	81	16	42	58	1	0	2	2	2	0	23	25	5
	CHANGE	2+	15-	13-	0	0	0	0	0	0	4+	12-	5-
RURAL	82	18	27	45	1	0	2	2	2	0	27	13	0
	81	13	41	54	0	0	0	0	0	0	23	22	5
	CHANGE	5+	14-	9-	1+	0	0	0	0	0	4+	9-	5-
SHERIFF	82	4	4	8	0	0	0	0	0	0	3	5	0
	81	5	10	15	0	0	0	0	0	0	5	8	2
	CHANGE	1-	6-	7-	0	0	0	0	0	0	2-	3-	2-

JAN THRU DEC 82-81

PAGE 25

PART I ARRESTS BY CHARGE AND AGENCY TYPE

Table with columns: AGENCY, CHARGE, JUVENILE, ADULTS, GRAND TOTAL, MURDER, CRIMINAL HOMICIDE, NEG MANSL RAPE, ROBBERY, AGGRAV ASSAULT, BURGLARY, LARCENY, AUTO THEFT

NICHOLAS CTY TOTAL
RURAL
SHERIFF
STATE POLICE
MUNICIPAL
RICHWOOD PD
SUMMERSVILLE PD
OHIO CTY TOTAL

PART I ARRESTS BY CHARGE AND AGENCY TYPE

AGENCY	CHARGE	JUVENILE	ADULTS	GRAND TOTAL	MURDER	CRIMINAL	HOMICIDE	FORCIBLE	ROBBERY	AGGRAV ASSAULT	BURGLARY	LARCENY	AUTO THEFT
RURAL	82	2	15	17	0	0	0	0	4	3	3	6	1
	81	0	0	0	0	0	0	0	0	0	0	0	0
	CHANGE	2+	15+	17+	0	0	0	0	4+	3+	3+	6+	1+
SHERIFF	82	0	11	11	0	0	0	0	3	2	2	3	1
	81	0	10	10	0	0	0	0	1	2	3	3	1
	CHANGE	0	1+	1+	0	0	0	0	2+	0	1-	0	0
STATE POLICE	82	2	4	6	0	0	0	0	1	1	1	3	0
	81	2	18	20	0	0	1	1	7	1	5	5	1
	CHANGE	0	14-	14-	0	0	1-	1-	6-	0	4-	2-	1-
MUNICIPAL	82	124	273	397	2	1	15	15	25	25	35	217	27
	81	0	3	3	0	0	0	0	0	0	0	3	0
	CHANGE	124+	270+	394+	2+	1+	15+	15+	25+	25+	85+	214+	27+
WHEELING PD	82	122	268	390	2	1	11	11	25	25	83	216	27
	81	119	220	339	5	0	6	6	19	22	64	182	41
	CHANGE	3+	48+	51+	3-	1+	5+	5+	6+	3+	19+	34+	14-
TRIADAPLHIA PD	82	0	0	0	0	0	0	0	0	0	0	0	0
	81	0	0	0	0	0	0	0	0	0	0	0	0
	CHANGE	0	0	0	0	0	0	0	0	0	0	0	0
BETHLEHEM PD	82	0	0	0	0	0	0	0	0	0	0	0	0
	81	0	0	0	0	0	0	0	0	0	0	0	0
	CHANGE	0	0	0	0	0	0	0	0	0	0	0	0
WEST LIBERTY PD	82	0	0	0	0	0	0	0	0	0	0	0	0
	81	0	0	0	0	0	0	0	0	0	0	0	0
	CHANGE	0	0	0	0	0	0	0	0	0	0	0	0
VALLEY GROVE PD	82	2	0	2	0	0	0	0	0	0	2	0	0
	81	0	0	0	0	0	0	0	0	0	0	0	0
	CHANGE	2+	0	2+	0	0	0	0	0	0	2+	0	0
WEST LIBERTY ST COL SEC	82	0	5	5	0	0	4	4	0	0	0	1	0
	81	0	3	3	0	0	0	0	0	0	0	3	0
	CHANGE	0	2+	2+	0	0	4+	4+	0	0	0	2-	0
CLEARVIEW PD	82	0	0	0	0	0	0	0	0	0	0	0	0
	81	0	0	0	0	0	0	0	0	0	0	0	0
	CHANGE	0	0	0	0	0	0	0	0	0	0	0	0

PENDLETON CTY TOTAL	82	17	34	51	0	0	1	1	0	1	16	26	7
	81	4	40	44	0	0	1	1	1	8	10	22	2
	CHANGE	13+	6-	7+	0	0	0	0	1-	7-	6+	4+	5+

RURAL	82	17	34	51	0	0	1	1	0	1	16	26	7
	81	4	40	44	0	0	1	1	1	8	10	22	2
	CHANGE	13+	6-	7+	0	0	0	0	1-	7-	6+	4+	5+

	JUVENILE	ADULTS	GRAND TOTAL	MURDER	CRIMINAL	HOMICIDE	FORCIBLE	ROBBERY	AGGRAV	BURGLARY	LARCENY	AUTO THEFT
SHERIFF	0	1	1	0	0	0	0	0	0	1	0	0
81	0	7	7	0	0	0	0	0	4	1	1	1
CHANGE	0	6-	6-	0	0	0	0	0	4-	0	1-	1-
STATE POLICE	17	33	50	0	1	1	1	0	1	15	26	7
81	4	33	37	0	1	1	4	1	9	21	5+	6+
CHANGE	13+	0	13+	0	0	0	0	1-	3-	6+	5+	6+
MUNICIPAL	0	0	0	0	0	0	0	0	0	0	0	0
81	0	0	0	0	0	0	0	0	0	0	0	0
CHANGE	0	0	0	0	0	0	0	0	0	0	0	0
FRANKLIN PD	0	0	0	0	0	0	0	0	0	0	0	0
81	0	0	0	0	0	0	0	0	0	0	0	0
CHANGE	0	0	0	0	0	0	0	0	0	0	0	0

 PLEASANTS CTY TOTAL 20 20 0 0 0 0 0 0 0 6 7 3 4
 81 13 16 0 0 0 1 0 0 1 9 0 0
 CHANGE 7+ 4+ 0 0 0 0 0 0 0 5+ 2- 3- 4+

RURAL	0	11	11	0	0	0	0	0	0	6	1	4
81	2	11	13	0	0	0	0	0	0	8	5	0
CHANGE	2-	0	2-	0	0	0	0	0	0	2-	4-	4+
SHERIFF	0	5	5	0	0	0	0	0	0	3	1	1
81	0	0	0	0	0	0	0	0	0	0	0	0
CHANGE	0	5+	5+	0	0	0	0	0	0	3+	1+	1+
STATE POLICE	0	6	6	0	0	0	0	0	0	3	0	3
81	2	11	13	0	0	0	0	0	0	8	5	0
CHANGE	2-	5-	7-	0	0	0	0	0	0	5-	5-	3+
MUNICIPAL	0	9	9	0	0	0	0	0	6	1	2	0
81	1	2	3	0	0	0	0	0	1	1	1	0
CHANGE	1-	7+	6+	0	0	0	0	0	5+	0	1+	0
ST MARYS PD	0	9	9	0	0	0	0	0	6	1	2	0
81	1	2	3	0	0	0	0	0	1	1	1	0
CHANGE	1-	7+	6+	0	0	0	0	0	5+	0	1+	0

 POCAHONTAS CTY TOTAL 1 21 22 8 0 0 0 0 0 4 6 2 2
 81 3 21 24 1 0 5 0 0 5 2 8 3
 CHANGE 2- 0 2- 7+ 0 5- 0 0 1- 4+ 6- 1-

RURAL	0	20	20	0	0	0	0	0	4	5	1	2
81	3	6	9	1	0	4	0	0	2	0	0	2
CHANGE	3-	14+	11+	0	0	4-	0	0	2+	5+	1+	0

	JUVENILE	ADULTS	GRAND TOTAL	MURDER	NEG	HOMICIDE	FORCIBLE RAPE	ROBBERY	AGGRAV ASSAULT	BURGLARY	LARCENY	AUTO THEFT
SHERIFF	0	8	8	0	0	0	0	0	4	1	1	2
81	0	15	15	0	0	1	1	0	3	2	8	1
CHANGE	0	7-	7-	0	0	1-	1-	0	1+	1-	7-	1+
STATE POLICE	0	12	12	8	0	0	0	0	0	4	0	0
81	3	6	9	1	0	4	4	0	2	0	0	2
CHANGE	3-	6+	3+	7+	0	4-	4-	0	2-	4+	0	2-
MUNICIPAL	1	1	2	0	0	0	0	0	0	1	1	0
81	0	0	0	0	0	0	0	0	0	0	0	0
CHANGE	1+	1+	2+	0	0	0	0	0	0	1+	1+	0
MARLINTON PD	1	1	2	0	0	0	0	0	0	1	1	0
81	0	0	0	0	0	0	0	0	0	0	0	0
CHANGE	1+	1+	2+	0	0	0	0	0	0	1+	1+	0
PRESTON CTY	6	93	99	0	0	1	1	0	18	22	54	4
82	25	109	134	1	0	1	1	1	25	44	54	8
CHANGE	19-	16-	35-	1-	0	0	0	1-	7-	22-	0	4-
RURAL	5	69	74	0	0	0	0	0	15	20	34	4
81	11	90	101	1	0	1	1	0	21	36	36	6
CHANGE	6-	21-	27-	1-	0	0	0	0	6-	16-	2-	2-
SHERIFF	2	47	49	0	0	1	1	0	1	17	29	1
81	7	49	56	1	0	1	1	0	3	21	24	6
CHANGE	5-	2-	7-	1-	0	0	0	0	2-	4-	5+	5-
STATE POLICE	3	22	25	0	0	0	0	0	14	3	5	3
81	4	41	45	0	0	0	0	0	18	15	12	0
CHANGE	1-	19-	20-	0	0	0	0	0	4-	12-	7-	3+
MUNICIPAL	1	24	25	0	0	0	0	0	3	2	20	0
81	14	19	33	0	0	0	0	1	4	8	18	2
CHANGE	13-	5+	8-	0	0	0	0	1-	1-	6-	2+	2-
KINGWOOD PD	1	24	25	0	0	0	0	0	3	2	20	0
81	3	10	13	0	0	0	0	0	2	4	7	0
CHANGE	2-	14+	12+	0	0	0	0	0	1+	2-	13+	0
TERRA ALTA PD	0	0	0	0	0	0	0	0	0	0	0	0
81	3	9	12	0	0	0	0	0	2	0	9	1
CHANGE	3-	9-	12-	0	0	0	0	0	2-	0	9-	1-
ROMLESBURG PD	0	0	0	0	0	0	0	0	0	0	0	0
81	0	0	0	0	0	0	0	0	0	0	0	0
CHANGE	0	0	0	0	0	0	0	0	0	0	0	0
MASONTOWN PD	0	0	0	0	0	0	0	0	0	0	0	0
81	8	0	8	0	0	0	0	1	0	4	2	1
CHANGE	8-	0	8-	0	0	0	0	1-	0	4-	2-	1-

PART I ARRESTS BY CHARGE AND AGENCY TYPE

JUVENILE ADULTS GRAND CRIMINAL HOMICIDE FORCIBLE ROBBERY AGGRAV BURGLARY LARCENY AUTO THEFT

Table with columns for Agency (NEWBURG PD, TUNNELTON PD), Charge (82, 81, CHANGE), and various offense counts (TOTAL, MURDER, NEG MANSL RAPE, etc.).

Table for PUTNAM CTY showing totals and counts for various offenses like MURDER, NEG MANSL RAPE, ROBBERY, etc.

Table for RURAL showing counts for offenses like MURDER, NEG MANSL RAPE, ROBBERY, etc.

Table for SHERIFF showing counts for offenses like MURDER, NEG MANSL RAPE, ROBBERY, etc.

Table for STATE POLICE showing counts for offenses like MURDER, NEG MANSL RAPE, ROBBERY, etc.

Table for MUNICIPAL showing counts for offenses like MURDER, NEG MANSL RAPE, ROBBERY, etc.

Table for HURRICANE PD showing counts for offenses like MURDER, NEG MANSL RAPE, ROBBERY, etc.

Table for ELEANOR PD showing counts for offenses like MURDER, NEG MANSL RAPE, ROBBERY, etc.

Table for POCA PD showing counts for offenses like MURDER, NEG MANSL RAPE, ROBBERY, etc.

Table for BANCROFT PD showing counts for offenses like MURDER, NEG MANSL RAPE, ROBBERY, etc.

Table for RALEIGH CTY showing totals and counts for various offenses like MURDER, NEG MANSL RAPE, ROBBERY, etc.

PART I ARRESTS BY CHARGE AND AGENCY TYPE

	JUVENILE	ADULTS	GRAND TOTAL	MURDER	CRIMINAL	HOMICIDE	FORCIBLE	ROBBERY	AGGRAV ASSAULT	BURGLARY	LARCENY	AUTO THEFT
RURAL	42	255	297	12	0	0	9	17	50	75	114	20
	47	155	202	10	0	0	5	8	21	73	81	4
	5-	100+	95+	2+	0	0	4+	9+	29+	2+	33+	16+
SHERIFF	9	110	119	2	0	0	5	6	28	25	49	6
	7	65	72	4	0	0	3	7	9	24	25	0
	2+	45+	47+	2-	0	0	2+	1-	19+	1+	24+	4+
STATE POLICE	33	145	178	10	0	0	4	11	22	50	65	16
	40	90	130	6	0	0	2	1	12	49	56	4
	7-	55+	48+	4+	0	0	2+	10+	10+	1+	9+	12+
MUNICIPAL	188	379	567	4	0	0	0	19	23	92	414	15
	236	388	624	1	0	0	4	30	30	104	448	7
	48-	9-	57-	3+	0	0	4-	11-	7-	12-	34-	8+
BECKLEY PD	182	367	549	4	0	0	0	18	20	88	409	10
	229	371	600	1	0	0	4	30	28	90	443	4
	47-	4-	51-	3+	0	0	4-	12-	8-	2-	34-	6+
LESTER PD	1	6	7	0	0	0	0	1	0	2	4	0
	0	5	5	0	0	0	0	0	1	1	2	1
	1+	1+	2+	0	0	0	0	1+	1-	1+	2+	1-
MABSCOTT PD	1	1	2	0	0	0	0	0	1	0	1	0
	2	3	5	0	0	0	0	0	1	2	2	0
	1-	2-	3-	0	0	0	0	0	0	2-	1-	0
SOPHIA PD	4	1	5	0	0	0	0	0	0	0	0	5
	5	7	12	0	0	0	0	0	0	11	1	0
	1-	6-	7-	0	0	0	0	0	0	11-	1-	5+
RHODELL PD	0	4	4	0	0	0	0	0	2	2	0	0
	0	2	2	0	0	0	0	0	0	0	0	2
	0	2+	2+	0	0	0	0	0	2+	2+	0	2-
RANDOLPH CTY	56	90	146	0	0	0	8	9	3	31	87	8
	54	162	216	4	0	0	2	2	10	48	139	11
	2+	72-	70-	4-	0	0	6+	7+	7-	17-	52-	3-
TOTAL	82	255	297	12	0	0	9	17	50	75	114	20
CHANGE	81	155	202	10	0	0	5	8	21	73	81	4
RURAL	82	62	80	0	0	0	8	7	1	20	36	8
	81	120	153	4	0	0	2	2	9	33	96	7
	15-	58-	73-	4-	0	0	6+	5+	8-	13-	60-	1+
SHERIFF	82	6	7	0	0	0	0	0	1	5	1	0
	81	12	13	1	0	0	0	0	0	2	8	0
	0	6-	6-	1-	0	0	0	2-	1+	3+	7-	0
STATE POLICE	82	56	73	0	0	0	8	7	0	15	35	8
	81	108	140	3	0	0	2	0	9	31	88	7
	15-	52-	67-	3-	0	0	6+	7+	9-	16-	53-	1+

PART I ARRESTS BY CHARGE AND AGENCY TYPE

AUTO THEFT

BURGLARY LARCENY

AGGRAV ASSAULT

ROBBERY

FORCIBLE RAPE

HOMICIDE

CRIMINAL MURDER

NEG MANSL

ADULTS

JUVENILE

TOTAL

AGENCY	CHARGE	JUVENILE	ADULTS	TOTAL	CRIMINAL MURDER	HOMICIDE	FORCIBLE RAPE	ROBBERY	AGGRAV ASSAULT	BURGLARY LARCENY	AUTO THEFT
MUNICIPAL	82	38	28	66	0	0	0	2	2	11	51
	81	21	42	63	0	0	0	0	1	15	43
	CHANGE	17+	14-	3+	0	0	0	2+	1+	4-	8+
ELKINS PD	82	38	28	66	0	0	0	2	2	11	51
	81	21	42	63	0	0	0	0	1	15	43
	CHANGE	17+	14-	3+	0	0	0	2+	1+	4-	8+
MILL CREEK PD	82	0	0	0	0	0	0	0	0	0	0
	81	0	0	0	0	0	0	0	0	0	0
	CHANGE	0	0	0	0	0	0	0	0	0	0
RITCHIE CTY	82	11	22	33	2	0	2	0	1	16	4
	81	9	17	26	0	0	3	0	1	10	10
	CHANGE	2+	5+	7+	2+	0	1-	0	0	6+	6-
RURAL	82	10	20	30	2	0	1	0	1	16	2
	81	6	14	20	0	0	2	0	1	6	9
	CHANGE	4+	6+	10+	2+	0	1-	0	0	10+	7-
SHERIFF	82	5	4	9	1	0	0	0	0	2	1
	81	3	7	10	0	0	1	0	0	3	4
	CHANGE	2+	3-	1-	1+	0	1-	0	0	1-	3+
STATE POLICE	82	5	16	21	1	0	1	0	1	14	3
	81	3	7	10	0	0	1	0	1	3	5
	CHANGE	2+	9+	11+	1+	0	0	0	0	11+	4-
MUNICIPAL	82	1	2	3	0	0	1	0	0	0	0
	81	3	3	6	0	0	1	0	0	4	1
	CHANGE	2-	1-	3-	0	0	0	0	0	4-	1+
HARRISVILLE PD	82	1	2	3	0	0	1	0	0	0	0
	81	1	0	1	0	0	0	0	0	0	1
	CHANGE	0	2+	2+	0	0	1+	0	0	0	1+
PENNSBORO PD	82	0	0	0	0	0	0	0	0	0	0
	81	2	3	5	0	0	1	0	0	4	0
	CHANGE	2-	3-	5-	0	0	1-	0	0	4-	0
CAIRO PD	82	0	0	0	0	0	0	0	0	0	0
	81	0	0	0	0	0	0	0	0	0	0
	CHANGE	0	0	0	0	0	0	0	0	0	0
ROANE CTY	82	4	56	60	0	0	3	4	5	19	29
	81	6	45	51	1	0	0	1	4	11	32
	CHANGE	2-	11+	9+	1-	0	3+	3+	1+	8+	3-

PART I ARRESTS BY CHARGE AND AGENCY TYPE

AGENCY	CHARGE	ADULTS		JUVENILE		GRAND TOTAL	MURDER	CRIMINAL	HOMICIDE	FORCIBLE	ROBBERY	AGGRAV ASSAULT	BURGLARY	LARCENY	AUTO THEFT
		82	81	82	81										
RURAL	82	44	48	0	0	3	2	19	20	0	0	0	0	0	0
	81	37	40	1	0	0	1	8	27	2	0	0	0	0	0
	CHANGE	7+	8+	1-	0	3+	1+	11+	7-	0	0	0	0	0	0
SHERIFF	82	7	7	0	0	0	0	2	5	0	0	0	0	0	0
	81	8	8	0	0	0	0	2	5	1	0	0	0	0	0
	CHANGE	1-	1-	0	0	0	0	0	0	0	0	0	0	0	0
STATE POLICE	82	37	41	0	0	3	2	17	15	0	0	0	0	0	0
	81	29	32	1	0	0	1	6	22	1	0	0	0	0	0
	CHANGE	8+	9+	1-	0	3+	1+	11+	7-	0	0	0	0	0	0
MUNICIPAL	82	12	12	0	0	0	2	0	9	0	0	0	0	0	0
	81	8	11	0	0	0	0	3	5	0	0	0	0	0	0
	CHANGE	4+	1+	0	0	0	2+	3-	4+	0	0	0	0	0	0
SPENCER PD	82	12	12	0	0	0	2	0	9	0	0	0	0	0	0
	81	8	11	0	0	0	0	3	5	0	0	0	0	0	0
	CHANGE	4	1+	0	0	0	2+	3-	4+	0	0	0	0	0	0

 SUMMERS CTY TOTAL 65 69 2 2 0 0 2 21 29 3 3 12 12 21 29 3 3
 81 98 104 0 0 0 3 19 51 3 3 28 28 19 51 3 3
 CHANGE 33- 35- 2+ 2+ 0 0 1- 2+ 2+ 2+ 16- 16- 2+ 22- 2+ 2-

RURAL	82	26	29	2	0	0	2	13	7	2	0	0	0	0	0
	81	42	44	0	0	0	2	14	24	1	0	0	0	0	0
	CHANGE	16-	15-	2+	0	0	0	1-	17-	0	0	0	0	0	0
SHERIFF	82	15	15	2	0	0	2	7	2	0	0	0	0	0	0
	81	12	12	0	0	0	1	5	6	0	0	0	0	0	0
	CHANGE	3+	3+	2+	0	0	1+	2+	4-	0	0	0	0	0	0
STATE POLICE	82	11	14	0	0	0	0	6	5	2	0	0	0	0	0
	81	30	32	0	0	0	1	9	18	1	0	0	0	0	0
	CHANGE	19-	18-	0	0	0	1-	3-	13-	0	0	0	0	0	0
MUNICIPAL	82	39	40	0	0	0	0	8	22	1	0	0	0	0	0
	81	56	60	0	0	0	1	5	27	2	0	0	0	0	0
	CHANGE	17-	20-	0	0	0	1-	3+	5-	0	0	0	0	0	0
HINTON PD	82	39	40	0	0	0	0	8	22	1	0	0	0	0	0
	81	56	60	0	0	0	1	5	27	2	0	0	0	0	0
	CHANGE	17-	20-	0	0	0	1-	3+	5-	0	0	0	0	0	0

 TAYLOR CTY TOTAL 62 54 2 2 0 0 1 2 27 16 4 4 25 25 27 27 4 4
 81 64 79 0 0 0 3 38 7 7 5 5 25 25 38 38 7 7
 CHANGE 22- 25- 2+ 2+ 0 0 1+ 1- 11- 10- 3- 3- 16- 16- 11- 11- 3- 3-

JAN THRU DEC 82-81

PAGE 33

33

PART I ARRESTS BY CHARGE AND AGENCY TYPE

AGENCY	CHARGE	AGENCY TYPE										TOTAL	ROBBERY	AGGRAV ASSAULT	BURGLARY	LARCENY	AUTO THEFT
		JUVENILE	ADULTS	MURDER	CRIMINAL	HOMICIDE	FORCIBLE	RAPE	NEG	MANSL	RAPE						
RURAL	82	12	41	53	2	0	1	2	2	2	2	2	27	15	3		
	81	15	61	76	0	0	0	0	3	3	4	37	25	7			
	CHANGE	3-	20-	23-	2+	0	1+	1+	1-	1-	2-	10-	9-	4-			
SHERIFF	82	6	25	31	0	0	1	0	0	0	0	20	9	1			
	81	9	39	48	0	0	0	0	1	1	1	24	22	0			
	CHANGE	3-	14-	17-	0	0	1+	1+	1-	1-	1-	4-	13-	1+			
STATE POLICE	82	6	16	22	2	0	0	0	2	2	2	7	7	2			
	81	6	22	28	0	0	0	0	2	3	3	13	3	7			
	CHANGE	0	6-	6-	2+	0	0	0	0	1-	1-	6-	4+	5-			
MUNICIPAL	82	0	1	1	0	0	0	0	0	0	0	0	0	1			
	81	0	3	3	0	0	0	0	0	1	1	1	1	0			
	CHANGE	0	2-	2-	0	0	0	0	0	1-	1-	1-	1-	1+			
GRAFTON PD	82	0	1	1	0	0	0	0	0	0	0	0	0	1			
	81	0	2	2	0	0	0	0	0	1	1	0	1	1			
	CHANGE	0	1-	1-	0	0	0	0	0	1-	1-	0	1-	1+			
FLEMINGTON PD	82	0	0	0	0	0	0	0	0	0	0	0	0	0			
	81	0	1	1	0	0	0	0	0	0	0	1	0	0			
	CHANGE	0	1-	1-	0	0	0	0	0	0	0	1-	0	0			
TUCKER CTY	82	10	34	44	0	0	0	0	0	0	4	17	22	1			
	81	12	41	53	0	0	0	0	2	2	17	20	13				
	CHANGE	2-	7-	9-	0	0	0	0	2-	3+	0	2+	12-				
RURAL	82	7	28	35	0	0	0	0	0	0	3	12	19	1			
	81	8	31	39	0	0	0	0	0	1	12	18	8				
	CHANGE	1-	3-	4-	0	0	0	0	0	2+	0	1+	7-				
SHERIFF	82	3	17	20	0	0	0	0	0	1	4	15	0				
	81	7	11	18	0	0	0	0	0	0	2	9	7				
	CHANGE	4-	6+	2+	0	0	0	0	0	1+	2+	6+	7-				
STATE POLICE	82	4	11	15	0	0	0	0	0	2	8	4	1				
	81	1	20	21	0	0	0	0	0	1	10	9	1				
	CHANGE	3+	9-	6-	0	0	0	0	0	1+	2-	5-	0				
MUNICIPAL	82	3	6	9	0	0	0	0	0	1	5	3	0				
	81	4	10	14	0	0	0	0	2	0	5	2	5				
	CHANGE	1-	4-	5-	0	0	0	0	2-	1+	0	1+	5-				
PARSONS PD	82	0	3	3	0	0	0	0	0	0	0	0	3				
	81	0	3	3	0	0	0	0	0	0	2	1	0				
	CHANGE	0	0	0	0	0	0	0	0	0	2-	2+	0				
THOMAS PD	82	0	0	0	0	0	0	0	0	0	0	0	0				
	81	0	0	0	0	0	0	0	0	0	0	0	0				
	CHANGE	0	0	0	0	0	0	0	0	0	0	0	0				

PART I ARRESTS BY CHARGE AND AGENCY TYPE

	JUVENILE	ADULTS	GRAND TOTAL	MURDER	CRIMINAL	HOMICIDE	FORCIBLE	ROBBERY	AGGRAV	BURGLARY	LARCENY	AUTO THEFT
RURAL	8	83	91	0	0	1	4	0	0	28	57	1
81	23	129	152	0	0	6	2	4	4	49	85	6
CHANGE	15-	46-	61-	0	0	5-	2+	4-	4-	21-	28-	5-
SHERIFF	3	54	57	0	0	0	1	0	0	17	39	0
81	11	89	100	0	0	0	0	4	4	36	57	3
CHANGE	8-	35-	43-	0	0	0	1+	4-	4-	19-	18-	3-
STATE POLICE	5	29	34	0	0	1	3	0	0	11	18	1
81	12	40	52	0	0	6	2	0	0	13	28	3
CHANGE	7-	11-	18-	0	0	5-	1+	0	0	2-	10-	2-
MUNICIPAL	9	21	30	0	0	0	0	1	1	4	22	3
81	10	19	29	0	0	0	2	0	0	1	20	6
CHANGE	1-	2+	1+	0	0	0	2-	1+	1+	3+	2+	3-
BUCKHANNON PD	9	21	30	0	0	0	0	1	1	4	22	3
81	10	19	29	0	0	0	2	0	0	1	20	6
CHANGE	1-	2+	1+	0	0	0	2-	1+	1+	3+	2+	3-
WAYNE CTY	19	139	158	3	0	2	4	22	22	33	84	10
81	60	169	229	5	3	2	1	21	20	109	74	14
CHANGE	41-	30-	71-	2-	3-	0	3+	1+	1+	76-	10+	4-
RURAL	7	118	125	3	0	2	3	22	22	30	56	9
81	46	139	185	5	3	2	1	20	20	95	45	13
CHANGE	39-	21-	60-	2-	3-	0	2+	2+	2+	66-	11+	4-
SHERIFF	0	21	21	0	0	0	0	2	2	3	16	0
81	0	46	46	2	0	0	0	7	7	22	13	2
CHANGE	0	25-	25-	2-	0	0	0	5-	5-	19-	3+	2-
STATE POLICE	7	97	104	3	0	2	3	20	20	27	60	9
81	46	93	139	3	3	2	1	13	13	74	32	11
CHANGE	39-	4+	35-	0	3-	0	2+	7+	7+	47-	8+	2-
MUNICIPAL	12	21	33	0	0	0	1	0	0	3	28	1
81	14	30	44	0	0	0	0	1	1	13	29	1
CHANGE	2-	9-	11-	0	0	0	1+	1-	1-	10-	1-	0
CEREDO PD	0	19	19	0	0	0	1	0	0	1	17	0
81	0	25	25	0	0	0	0	0	0	0	25	0
CHANGE	0	6-	6-	0	0	0	1+	0	0	1+	8-	0
KENOVA PD	8	1	9	0	0	0	0	0	0	0	8	1
81	14	5	19	0	0	0	0	1	1	13	4	1
CHANGE	6-	4-	10-	0	0	0	0	1-	1-	13-	4+	0
WAYNE PD	4	1	5	0	0	0	0	0	0	2	3	0
81	0	0	0	0	0	0	0	0	0	0	0	0
CHANGE	4+	1+	5+	0	0	0	0	0	0	2+	3+	0

JAN THRU DEC 82-81

PAGE 34

PART I ARRESTS BY CHARGE AND AGENCY TYPE
JUVENILE ADULTS GRAND CRIMINAL HOMICIDE FORCIBLE ROBBERY AGGRAV BURGLARY LARCENY AUTO
TOTAL MURDER NEG MANSL RAPE ASSAULT THEFT

AGENCY	CHARGE	JUVENILE	ADULTS	GRAND	CRIMINAL	HOMICIDE	FORCIBLE	ROBBERY	AGGRAV	BURGLARY	LARCENY	AUTO
				TOTAL	MURDER	NEG	MANSL	RAPE	ASSAULT			THEFT
DAVIS PD	82	3	3	6	0	0	0	0	1	5	0	0
	81	4	7	11	0	0	0	2	0	3	1	5
	CHANGE	1-	4-	5-	0	0	0	2-	1+	2+	1-	5-
HAMBLETON PD	82	0	0	0	0	0	0	0	0	0	0	0
	81	0	0	0	0	0	0	0	0	0	0	0
	CHANGE	0	0	0	0	0	0	0	0	0	0	0
TOTAL	82	17	42	59	0	0	2	1	4	29	19	4
TYLER CTY	81	29	19	48	0	0	2	5	1	16	17	7
	CHANGE	12-	23+	11+	0	0	0	4-	3+	13+	2+	3-
	RURAL	82	12	31	43	0	0	2	0	1	25	1
SHERIFF	81	8	12	20	0	0	1	0	0	11	5	3
	CHANGE	4+	19+	23+	0	0	1+	0	1+	14+	9+	2-
	STATE POLICE	82	5	23	28	0	0	2	1	16	9	0
MUNICIPAL	81	7	9	16	0	0	1	0	0	8	5	2
	CHANGE	2-	14+	12+	0	0	1+	0	1+	8+	4+	2-
	PADEN CITY PD	82	7	8	15	0	0	0	0	9	5	1
SISTERSVILLE PD	81	1	3	4	0	0	0	0	0	3	0	1
	CHANGE	6+	5+	11+	0	0	0	0	0	6+	5+	0
	MIDDLEBOURNE PD	82	5	11	16	0	0	0	1	4	5	3
FRIENDLY PD	81	21	7	28	0	0	1	1	3	5	12	4
	CHANGE	16-	4+	12-	0	0	1-	4-	2+	1-	7-	1-
	FRIENDLY PD	82	4	4	8	0	0	0	2	1	2	2
UPSHUR CTY	81	14	2	16	0	0	1	1	1	4	2	3
	CHANGE	10-	2+	8-	0	0	1-	4-	1+	3-	0	1-
	FRIENDLY PD	82	1	5	6	0	0	0	1	2	2	1
MIDDLEBOURNE PD	81	7	5	12	0	0	0	0	0	1	10	1
	CHANGE	6-	0	6-	0	0	0	0	1+	1+	8-	0
	FRIENDLY PD	82	0	2	2	0	0	0	0	1	1	0
FRIENDLY PD	81	0	0	0	0	0	0	0	0	0	0	0
	CHANGE	0	0	0	0	0	0	0	0	0	0	0
	TOTAL	82	17	104	121	0	0	1	4	32	79	4
UPSHUR CTY	81	33	148	181	0	0	6	4	4	50	105	12
	CHANGE	16-	44-	60-	0	0	5-	0	3-	18-	26-	8-
	FRIENDLY PD	82	0	0	0	0	0	0	0	0	0	0

PART I ARRESTS BY CHARGE AND AGENCY TYPE

JUVENILE ADULTS GRAND CRIMINAL HOMICIDE FORCIBLE ROBBERY AGGRAV BURGLARY LARCENY AUTO
 TOTAL MURDER NEG MANSL RAPE ASSAULT THEFT

AGENCY	JUVENILE	ADULTS	GRAND	CRIMINAL	HOMICIDE	FORCIBLE	ROBBERY	AGGRAV	BURGLARY	LARCENY	AUTO
FORT GAY PD	0	0	0	0	0	0	0	0	0	0	0
82	0	0	0	0	0	0	0	0	0	0	0
81	0	0	0	0	0	0	0	0	0	0	0
CHANGE	0	0	0	0	0	0	0	0	0	0	0

 WEBSTER CTY TOTAL 4 21 25 0 0 2 0 0 4 2 13 4
 82 4 21 25 0 0 2 0 4 2 13 4
 81 7 55 62 1 0 5 1 15 17 19 4
 CHANGE 3- 34- 37- 1- 3- 1- 11- 15- 6- 0

AGENCY	JUVENILE	ADULTS	GRAND	CRIMINAL	HOMICIDE	FORCIBLE	ROBBERY	AGGRAV	BURGLARY	LARCENY	AUTO
RURAL	4	20	24	0	0	2	0	4	2	12	4
81	5	48	53	1	0	4	0	15	15	14	4
CHANGE	1-	28-	29-	1-	0	2-	0	11-	13-	2-	0

AGENCY	JUVENILE	ADULTS	GRAND	CRIMINAL	HOMICIDE	FORCIBLE	ROBBERY	AGGRAV	BURGLARY	LARCENY	AUTO
SHERIFF	0	5	5	0	0	0	0	0	2	2	1
81	2	13	15	0	0	1	0	2	2	10	0
CHANGE	2-	8-	10-	0	0	1-	0	2-	0	8-	1+

AGENCY	JUVENILE	ADULTS	GRAND	CRIMINAL	HOMICIDE	FORCIBLE	ROBBERY	AGGRAV	BURGLARY	LARCENY	AUTO
STATE POLICE	4	15	19	0	0	2	0	4	0	10	3
81	3	35	38	1	0	3	0	13	13	4	4
CHANGE	1+	20-	19-	1-	0	1-	0	9-	13-	6+	1-

AGENCY	JUVENILE	ADULTS	GRAND	CRIMINAL	HOMICIDE	FORCIBLE	ROBBERY	AGGRAV	BURGLARY	LARCENY	AUTO
MUNICIPAL	0	1	1	0	0	0	0	0	0	1	0
81	2	7	9	0	0	1	1	0	2	5	0
CHANGE	2-	6-	8-	0	0	1-	1-	0	2-	4-	0

AGENCY	JUVENILE	ADULTS	GRAND	CRIMINAL	HOMICIDE	FORCIBLE	ROBBERY	AGGRAV	BURGLARY	LARCENY	AUTO
WEBSTER SPRINGS PD	0	0	0	0	0	0	0	0	0	0	0
81	0	4	4	0	0	0	0	0	0	4	0
CHANGE	0	4-	4-	0	0	0	0	0	0	4-	0

AGENCY	JUVENILE	ADULTS	GRAND	CRIMINAL	HOMICIDE	FORCIBLE	ROBBERY	AGGRAV	BURGLARY	LARCENY	AUTO
COMEN PD	0	1	1	0	0	0	0	0	0	1	0
81	0	1	1	0	0	0	0	0	1	0	0
CHANGE	0	0	0	0	0	0	0	0	1-	1+	0

AGENCY	JUVENILE	ADULTS	GRAND	CRIMINAL	HOMICIDE	FORCIBLE	ROBBERY	AGGRAV	BURGLARY	LARCENY	AUTO
CAMDEN-ON-GAULEY PD	0	0	0	0	0	0	0	0	0	0	0
81	2	2	4	0	0	1	1	0	1	1	0
CHANGE	2-	2-	4-	0	0	1-	1-	0	1-	1-	0

 WEITZEL CTY TOTAL 38 81 119 1 0 0 2 0 7 27 75 7
 82 38 81 119 1 0 0 2 0 7 27 75 7
 81 45 102 147 0 0 1 4 4 42 91 5
 CHANGE 7- 21- 28- 1+ 3+ 2- 15- 16- 2+

AGENCY	JUVENILE	ADULTS	GRAND	CRIMINAL	HOMICIDE	FORCIBLE	ROBBERY	AGGRAV	BURGLARY	LARCENY	AUTO
RURAL	8	15	23	1	0	0	1	2	10	6	3
81	1	41	42	0	0	1	3	3	6	27	2
CHANGE	7+	26-	19-	1+	0	1-	2-	1-	4+	21-	1+

AGENCY	JUVENILE	ADULTS	GRAND	CRIMINAL	HOMICIDE	FORCIBLE	ROBBERY	AGGRAV	BURGLARY	LARCENY	AUTO
SHERIFF	2	12	14	0	0	0	1	0	7	6	0
81	0	12	12	0	0	0	0	0	1	11	0
CHANGE	2+	0	2+	0	0	0	1+	0	6+	5-	0

PART I ARRESTS BY CHARGE AND AGENCY TYPE

AGENCY	JUVENILE	ADULTS	GRAND TOTAL	MURDER	CRIMINAL	HOMICIDE	FORCIBLE	ROBBERY	AGGRAV ASSAULT	BURGLARY	LARCENY	AUTO THEFT
STATE POLICE	6	3	9	1	0	0	0	0	2	3	0	3
81	1	29	30	0	0	1	1	3	3	5	16	2
CHANGE	5+	26-	21-	1+	0	0	1-	3-	1-	2-	16-	1+
MUNICIPAL	30	66	96	0	0	0	0	1	5	17	69	4
81	44	61	105	0	0	0	0	1	1	36	64	3
CHANGE	14-	5+	9-	0	0	0	0	0	4+	19-	5+	1+
HUNDRED PD	2	0	2	0	0	0	0	0	0	0	0	2
81	0	0	0	0	0	0	0	0	0	0	0	0
CHANGE	2+	0	2+	0	0	0	0	0	0	0	0	2+
NEW MARTINSVILLE PD	28	66	94	0	0	0	0	1	5	17	69	2
81	44	61	105	0	0	0	0	1	1	36	64	3
CHANGE	16-	5+	11-	0	0	0	0	0	4+	19-	5+	1-
PINE GROVE PD	0	0	0	0	0	0	0	0	0	0	0	0
81	0	0	0	0	0	0	0	0	0	0	0	0
CHANGE	0	0	0	0	0	0	0	0	0	0	0	0
LITTLETON PD	0	0	0	0	0	0	0	0	0	0	0	0
81	0	0	0	0	0	0	0	0	0	0	0	0
CHANGE	0	0	0	0	0	0	0	0	0	0	0	0
SMITHFIELD PD	0	0	0	0	0	0	0	0	0	0	0	0
81	0	0	0	0	0	0	0	0	0	0	0	0
CHANGE	0	0	0	0	0	0	0	0	0	0	0	0
WIRT CTY	6	16	22	0	0	0	0	3	1	13	5	0
81	10	19	29	0	0	0	0	0	1	14	14	0
CHANGE	4-	3-	7-	0	0	0	0	3+	0	1-	9-	0
RURAL	4	15	19	0	0	0	0	3	1	13	2	0
81	8	18	26	0	0	0	0	0	1	14	11	0
CHANGE	4-	3-	7-	0	0	0	0	3+	0	1-	9-	0
SHERIFF	0	0	0	0	0	0	0	0	0	0	0	0
81	0	0	0	0	0	0	0	0	0	0	0	0
CHANGE	0	0	0	0	0	0	0	0	0	0	0	0
STATE POLICE	4	15	19	0	0	0	0	3	1	13	2	0
81	8	18	26	0	0	0	0	0	1	14	11	0
CHANGE	4-	3-	7-	0	0	0	0	3+	0	1-	9-	0
MUNICIPAL	2	1	3	0	0	0	0	0	0	0	3	0
81	2	1	3	0	0	0	0	0	0	0	3	0
CHANGE	0	0	0	0	0	0	0	0	0	0	0	0
ELIZABETH PD	2	1	3	0	0	0	0	0	0	0	3	0
81	2	1	3	0	0	0	0	0	0	0	3	0
CHANGE	0	0	0	0	0	0	0	0	0	0	0	0

 WOOD CITY TOTAL 82 133 373 506 1 0 16 27 24 118 294 26
 81 131 344 475 1 1 22 13 20 115 273 30
 CHANGE 2+ 29+ 31+ 0 1- 6- 14+ 4+ 3+ 21+ 4-

 RURAL 82 10 75 85 0 0 6 10 2 34 24 9
 81 13 97 110 0 1 7 4 2 38 45 13
 CHANGE 3- 22- 25- 1- 6+ 0 1- 4- 21- 4-

 SHERIFF 82 0 40 40 0 0 0 4 0 16 18 2
 81 0 48 48 0 0 1 2 0 11 30 4
 CHANGE 0 8- 8- 0 0 1- 2+ 0 5+ 12- 2-

 STATE POLICE 82 10 35 45 0 0 6 6 2 18 6 7
 81 13 49 62 0 1 6 2 2 27 15 9
 CHANGE 3- 14- 17- 0 0 0 4+ 0 9- 9- 2-

 MUNICIPAL 82 123 298 421 1 0 10 17 22 84 270 17
 81 118 247 355 1 0 15 9 18 77 228 17
 CHANGE 5+ 51+ 56+ 0 0 5- 8+ 4+ 7+ 42+ 0

 PARKERSBURG PD 82 76 192 268 1 0 10 13 14 79 135 16
 81 72 156 228 1 0 14 9 13 69 109 13
 CHANGE 4+ 36+ 40+ 0 0 4- 4+ 1+ 10+ 26+ 3+

 VIENNA PD 82 45 104 149 0 0 0 4 8 3 133 1
 81 33 87 120 0 0 0 0 5 2 109 4
 CHANGE 12+ 17+ 29+ 0 0 0 4+ 3+ 1+ 24+ 3-

 WILLIAMSTOWN PD 82 2 4 4 0 0 0 0 0 2 2 0
 81 13 4 17 0 0 1 0 0 6 10 0
 CHANGE 11- 2- 13- 0 0 0 0 0 4- 8- 0

 WYOMING CITY TOTAL 82 18 53 71 4 1 0 5 5 21 25 10
 81 12 58 70 1 0 4 0 5 30 21 9
 CHANGE 6+ 5- 1+ 3+ 1+ 4- 5+ 0 9- 4+ 1+

 RURAL 82 7 40 47 4 1 0 4 5 12 12 9
 81 5 38 43 1 0 2 0 2 21 13 4
 CHANGE 2+ 2+ 4+ 3+ 1+ 2- 4+ 3+ 9- 1- 5+

 SHERIFF 82 0 3 3 0 0 0 0 0 0 0 0
 81 0 1 1 0 0 1 0 0 0 0 0
 CHANGE 0 2+ 2+ 3+ 0 0 1- 0 0 0 0

 STATE POLICE 82 7 37 44 1 1 0 4 5 12 12 9
 81 5 37 42 1 0 1 0 2 21 13 4
 CHANGE 2+ 0 2+ 0 1+ 1- 4+ 3+ 9- 1- 5+

JAN THRU DEC 82-81

MUNICIPAL	PART I ARRESTS BY CHARGE AND AGENCY TYPE	PAGE AND GRAND TOTAL	39 AGENCY TYPE											BURGLARY LARCENY	AGGRAV ASSAULT	ROBBERY	BURGLARY LARCENY	AUTO THEFT		
			JUVENILE	ADULTS	GRAND TOTAL	MURDER	CRIMINAL	HOMICIDE	NEG MANSL	RAPE	FORCIBLE	RAPE	ROBBERY						AGGRAV ASSAULT	BURGLARY LARCENY
	82	24	11	13	24	0	0	0	0	0	0	0	0	0	0	1	9	13	0	1
	81	27	7	20	27	0	0	0	0	2	2	0	0	0	3	0	9	8	3	5
	CHANGE	3-	4+	7-	3-	0	0	0	0	2-	2-	0	0	0	3-	1+	0	5+	3-	4-
MULLENS PD	82	5	4	1	5	0	0	0	0	0	0	0	0	0	0	0	0	4	0	1
	81	6	4	2	6	0	0	0	0	0	0	0	0	0	0	0	2	1	0	3
	CHANGE	1-	0	1-	1-	0	0	0	0	0	0	0	0	0	0	0	2-	3+	0	2-
PINEVILLE PD	82	3	3	0	3	0	0	0	0	0	0	0	0	0	0	0	0	3	0	0
	81	5	1	4	5	0	0	0	0	0	0	0	0	0	0	0	4	0	0	1
	CHANGE	2-	2+	4-	2-	0	0	0	0	0	0	0	0	0	0	0	4-	3+	0	1-
OCEANA PD	82	16	4	12	16	0	0	0	0	0	0	0	0	0	0	1	9	6	0	0
	81	16	2	14	16	0	0	0	0	2	2	0	0	3	0	0	3	7	3	1
	CHANGE	0	2+	2-	0	0	0	0	0	2-	2-	0	0	3-	1+	1	6+	1-	3-	1-

PART II ARRESTS BY CHARGE AND AGENCY TYPE

The report in this section details the number of persons arrested for Part II Offenses for the reporting periods of 1981 and 1982. Definitions for each of the Part II Offenses may be found in this book in the Table of Contents under the category entitled "Classification of Offenses."

JAN THRU DEC 82-81

	COML VICE	SEX OFFENSES	NARCOTIC AND DRUG	GAMBLING	ARRESTS FAMILY OFFENSES	PAGE BY DRIVING UND INFL	2 AND AGENCY LIQUOR LAWS	TYPE DRUNK- EMESS	DISORD CONDUCT	VAGRANCY	OTHER OFFENSES	SUSPICION LOITER	CURFEW	RUN- AWAYS
WVAAL	101 118 17-	279 244 35+	2322 2219 103+	271 163 108+	759 743 26+	6661 7196 535-	519 810 291-	26959 37221 10262-	2163 1846 317+	63 53 10+	12505 13026 521-	0 0 0	216 209 7+	380 361 19+
HVARU	6 7 1-	114 89 25+	1144 1283 139-	147 54 93+	729 676 53+	3321 3646 325-	111 159 48-	8960 13733 4773-	154 163 9-	30 16 14+	8714 9315 601-	0 0 0	8 8 0	205 179 26+
HVASO	2 7 5-	52 39 13+	762 763 1-	13 17 4-	654 577 77+	1998 1717 281+	36 51 15-	5622 7884 2262-	124 139 15-	14 13 1+	6841 6829 12+	0 0 0	4 8 4-	100 91 9+
HVASP	4 0 4+	62 50 12+	382 520 138-	134 37 97+	75 99 24-	1323 1929 606-	75 108 33-	3338 5849 2511-	30 24 6+	16 3 13+	1873 2486 613-	0 0 0	4 0 4+	105 88 17+
HVAZZ	95 111 16-	165 155 10+	1178 936 242+	124 109 15+	40 67 27-	3340 3550 210-	408 651 243-	17999 23488 5489-	2009 1683 326+	33 37 4-	3791 3711 80+	0 0 0	208 201 7+	175 182 7-
001AL	0 0 0	2 0 2+	7 18 11-	2 0 2+	3 12 9-	44 70 26-	4 1 3+	135 247 112-	16 10 6+	0 0 0	155 125 30+	0 0 0	2 0 2+	3 5 2-
001RU	0 0 0	2 0 2+	4 14 10-	2 0 2+	3 12 9-	27 32 5-	4 0 4+	35 103 68-	0 0 0	0 0 0	126 118 8+	0 0 0	0 0 0	3 5 2-
00150	0 0 0	1 0 1+	0 0 0	0 0 0	2 4 2-	18 11 7+	2 0 2+	15 32 17-	0 0 0	0 0 0	113 88 25+	0 0 0	0 0 0	1 0 1+
0015P	0 0 0	1 0 1+	4 14 10-	2 0 2+	1 8 7-	9 21 12-	2 0 2+	20 71 51-	0 0 0	0 0 0	13 30 17-	0 0 0	0 0 0	2 5 3-
001ZZ	0 0 0	0 0 0	3 4 1-	0 0 0	0 0 0	17 38 21-	0 1 1-	100 144 44-	16 10 6+	0 0 0	29 7 22+	0 0 0	2 0 2+	0 0 0
00101	0 0 0	0 0 0	3 0 3+	0 0 0	0 0 0	3 3 0	0 1 1-	40 84 44-	16 10 6+	0 0 0	7 2 5+	0 0 0	0 0 0	0 0 0
00102	0 0 0	0 0 0	0 4 4-	0 0 0	0 0 0	14 35 21-	0 0 0	60 60 0	0 0 0	0 0 0	22 5 17+	0 0 0	2 0 2+	0 0 0
002AL	0 0 0	6 4 2+	26 54 28-	6 0 6+	3 0 3+	175 340 165-	3 0 3+	589 1121 532-	51 11 40+	0 1 1-	319 360 41-	0 0 0	21 38 17-	21 19 2+
002RU	0 0 0	2 1 1+	11 24 13-	0 0 0	2 0 2+	83 187 104-	0 0 0	250 493 243-	0 0 0	0 0 0	65 164 99-	0 0 0	2 0 2+	4 3 1+
00250	0 0 0	1 0 1+	3 15 12-	0 0 0	2 0 2+	37 46 9-	0 0 0	169 255 86-	0 0 0	0 0 0	42 92 50-	0 0 0	0 0 0	1 3 2-
0025P	0 0 0	1 1 0	8 9 1-	0 0 0	0 0 0	46 141 95-	0 0 0	81 238 157-	0 0 0	0 0 0	23 72 49-	0 0 0	2 0 2+	3 0 3+
002ZZ	0 0 0	4 3 1+	15 30 15-	6 0 6+	1 0 1+	92 153 61-	3 0 3+	339 628 289-	51 11 40+	0 1 1-	254 196 58+	0 0 0	19 38 19-	17 16 1+
00201	0 0 0	4 3 1+	15 30 15-	6 0 6+	1 0 1+	92 153 61-	3 0 3+	339 628 289-	51 11 40+	0 1 1-	254 196 58+	0 0 0	19 38 19-	17 16 1+
003AL	0 0 0	0 1 1-	28 30 2-	3 0 3+	1 1 0	173 225 52-	1 1 0	304 1019 715-	3 0 3+	0 0 0	31 63 32-	0 0 0	0 0 0	1 2 1-
003RU	0 0 0	0 1 1-	28 29 1-	3 0 3+	0 1 1-	157 147 10+	1 1 0	208 666 458-	3 0 3+	0 0 0	17 43 26-	0 0 0	0 0 0	1 2 1-
00350	0 0 0	0 0 0	10 4 6+	0 0 0	0 1 1-	117 88 29+	0 1 1-	96 340 244-	1 0 1+	0 0 0	0 3 3-	0 0 0	0 0 0	0 0 0
0035P	0 0 0	0 1 1-	18 25 7-	3 0 3+	0 0 0	40 59 19-	1 0 1+	112 326 214-	2 0 2+	0 0 0	17 40 23-	0 0 0	0 0 0	1 2 1-
003ZZ	0 0 0	0 0 0	0 1 1-	0 0 0	1 0 1+	16 78 62-	0 0 0	96 353 257-	0 0 0	0 0 0	14 20 6-	0 0 0	0 0 0	0 0 0
00301	0 0 0	0 0 0	0 1 1-	0 0 0	0 0 0	16 78 62-	0 0 0	91 352 261-	0 0 0	0 0 0	14 20 6-	0 0 0	0 0 0	0 0 0

PART II ARRESTS BY CHARGE AND AGENCY TYPE
 JUVENILE ADULTS GRAND TOTAL OTHER ASSAULTS

ARSON FORGERY FRAUD EMBEZZLE STOLEN PROPERTY VANDAL ILLEGAL WEAPONS

AGENCY	82	81	CHANGE	JUVENILE	ADULTS	GRAND TOTAL	OTHER ASSAULTS	ARSON	FORGERY	FRAUD	EMBEZZLE	STOLEN PROPERTY	VANDAL	ILLEGAL WEAPONS
WHITESVILLE PD	82	81	CHANGE	4	1	5	0	0	0	0	0	0	0	0
				0	2	2	0	0	0	0	0	0	1	0
				4+	1-	3+	0	0	0	0	0	0	1-	0
DANVILLE PD	82	81	CHANGE	0	1	1	0	0	0	0	0	0	0	0
				0	0	0	0	0	0	0	0	0	0	0
				0	1+	1+	0	0	0	0	0	0	0	0
BRAXTON CTY TOTAL	82	81	CHANGE	7	258	265	2	0	0	0	0	3	3	41
				7	613	620	12	5	12	0	0	1	1	34
				0	355-	355-	10-	0	5-	12-	0	2+	2+	7+
RURAL	82	81	CHANGE	2	139	141	2	0	0	0	0	2	0	39
				5	301	306	6	5	12	0	0	1	0	33
				3-	162-	165-	4-	0	5-	12-	0	1+	0	6+
SHERIFF	82	81	CHANGE	1	89	90	1	0	0	0	0	0	0	34
				0	225	225	2	5	12	0	0	0	0	32
				1+	136-	135-	1-	0	5-	12-	0	0	0	2+
STATE POLICE	82	81	CHANGE	1	50	51	1	0	0	0	0	2	0	5
				5	76	81	4	0	0	0	0	1	0	1
				4-	26-	30-	3-	0	0	0	0	1+	0	4+
MUNICIPAL	82	81	CHANGE	5	119	124	0	0	0	0	0	1	3	2
				2	312	314	6	0	0	0	0	0	1	1
				3+	193-	190-	6-	0	0	0	0	1+	2+	1+
GASSAWAY PD	82	81	CHANGE	0	61	61	0	0	0	0	0	0	0	1
				2	197	199	3	0	0	0	0	0	1	0
				2-	136-	138-	3-	0	0	0	0	0	1-	0
SUTTON PD	82	81	CHANGE	2	56	58	0	0	0	0	0	1	0	1
				0	81	81	0	0	0	0	0	0	0	0
				2+	25-	23-	0	0	0	0	0	1+	0	1+
BURNSVILLE PD	82	81	CHANGE	3	2	5	0	0	0	0	0	0	3	0
				0	34	34	3	0	0	0	0	0	0	0
				3+	32-	29-	3-	0	0	0	0	0	3+	0
BROOKE CTY TOTAL	82	81	CHANGE	51	296	347	33	2	2	1	1	8	7	21
				80	362	442	44	4	0	0	9	25	24	24
				29-	66-	95-	11-	2-	2+	1+	1+	1-	18-	3-
RURAL	82	81	CHANGE	40	200	240	13	2	2	1	1	4	5	21
				77	246	323	21	3	0	0	0	8	19	23
				37-	46-	83-	8-	1-	2+	1+	1+	4-	14-	2-
SHERIFF	82	81	CHANGE	34	163	197	9	1	0	1	0	0	5	20
				74	213	287	16	2	0	0	0	7	19	22
				40-	50-	90-	7-	1-	0	1+	0	7-	14-	2-
STATE POLICE	82	81	CHANGE	6	37	43	4	1	2	0	1	4	0	1
				3	33	36	5	1	0	0	0	1	0	1
				3+	4+	7+	1-	0	2+	0	1+	3+	0	0
MUNICIPAL	82	81	CHANGE	11	96	107	20	0	0	0	0	4	2	0
				3	116	119	23	1	0	0	0	1	6	1
				8+	20-	12-	3-	1-	0	0	0	3+	4-	1-
FOLLANSBEE PD	82	81	CHANGE	0	5	5	0	0	0	0	0	0	0	0
				0	7	7	0	0	0	0	0	0	0	0
				0	2-	2-	0	0	0	0	0	0	0	0
WELLSBURG PD	82	81	CHANGE	11	91	102	20	0	0	0	0	4	2	0
				3	109	112	23	1	0	0	0	1	6	1
				8+	18-	10-	3-	1-	0	0	0	3+	4-	1-
BETHANY PD	82	81	CHANGE	0	0	0	0	0	0	0	0	0	0	0
				0	0	0	0	0	0	0	0	0	0	0
				0	0	0	0	0	0	0	0	0	0	0
CABELL CTY TOTAL	82	81	CHANGE	535	5923	6458	374	12	64	69	4	54	136	188
				536	5583	6119	467	6	60	79	0	61	177	167
				1-	340+	339+	93-	6+	4+	10-	4+	7-	41-	21+
RURAL	82	81	CHANGE	81	1565	1646	143	4	8	10	2	10	45	20
				66	1764	1830	149	2	4	2	0	11	36	37
				15+	199-	184-	6-	2+	4+	8+	2+	1-	9+	17-
SHERIFF	82	81	CHANGE	62	1329	1391	127	4	0	1	1	4	42	12
				50	1439	1489	126	2	0	0	0	9	32	25
				12+	110-	98-	1+	2+	0	1+	1+	5-	10+	13-
STATE POLICE	82	81	CHANGE	19	236	255	16	0	8	9	1	6	3	8
				16	325	341	23	0	4	2	0	2	4	12
				3+	89-	86-	7-	0	4+	7+	1+	4+	1-	4-
MUNICIPAL	82	81	CHANGE	454	4358	4812	231	8	56	59	2	44	91	168
				470	3819	4289	318	4	56	77	0	50	141	130
				16-	539+	523+	87-	4+	0	18-	2+	6-	50-	38+
BARBOURSVILLE PD	82	81	CHANGE	37	184	221	15	0	4	1	2	3	2	2
				7	110	117	5	0	0	1	0	16	2	1
				30+	74+	104+	10+	0	4+	0	2+	13-	0	1+
HUNTINGTON PD	82	81	CHANGE	416	4139	4555	211	8	52	54	0	40	89	166
				437	3519	3936	292	4	55	76	0	32	131	124
				21-	620+	599+	81-	4+	3-	22-	0	8+	42-	42+

JAN THRU DEC 82-81

	COML VICE	SEX OFFENSES	NARCOTIC AND DRUG	PART II GAMBLING	ARRESTS BY FAMILY OFFENSES	PACE BY CHARGE DRIVING UHD INFL	6 AND AGENCY LIQUOR LAWS	TYPE DRUNK- ENNESS	DISORD CONDUCT	VAGRANCY	OTHER OFFENSES	SUSPICION	CURFEW LOITER	RUN- AWAYS
00302	0	0	0	0	1	0	0	4	0	0	0	0	0	
	0	0	0	0	1+	0	0	1	0	0	0	0	0	
	0	0	0	0	0	0	0	3+	0	0	0	0	0	
00305	0	0	0	0	0	0	0	1	0	0	0	0	0	
	0	0	0	0	0	0	0	1+	0	0	0	0	0	
004AL	0	0	10	0	0	44	0	146	4	0	12	0	0	
	0	0	8	0	1	75	11	422	22	3	12	0	0	
	0	0	2+	0	1-	31-	11-	276-	18-	3-	0	0	1-	
004RU	0	0	10	0	0	29	0	49	1	0	9	0	0	
	0	0	5	0	0	67	0	172	0	0	4	0	1	
	0	0	5+	0	0	38-	0	123-	1+	0	5+	0	1-	
00450	0	0	8	0	0	16	0	28	0	0	3	0	0	
	0	0	8+	0	0	42	0	128	0	0	4	0	0	
	0	0	0	0	0	26-	0	100-	0	0	1-	0	0	
0045P	0	0	2	0	0	13	0	21	1	0	6	0	0	
	0	0	5	0	0	25	0	44	0	0	0	0	1	
	0	0	3-	0	0	12-	0	23-	1+	0	6+	0	1-	
0042Z	0	0	0	0	0	15	0	97	3	0	3	0	0	
	0	0	3	0	1	8	11	250	22	3	8	0	0	
	0	0	3-	0	1-	7+	11-	153-	19-	3-	5-	0	0	
00401	0	0	0	0	0	3	0	54	3	0	0	0	0	
	0	0	3	0	0	2	4	156	22	3	4	0	0	
	0	0	3-	0	0	1+	4-	102-	19-	3-	4-	0	0	
00402	0	0	0	0	0	12	0	42	0	0	2	0	0	
	0	0	0	0	0	2	7	72	0	0	0	0	0	
	0	0	0	0	0	10+	7-	30-	0	0	2+	0	0	
00403	0	0	0	0	0	0	0	1	0	0	1	0	0	
	0	0	0	0	1	4	0	22	0	0	4	0	0	
	0	0	0	0	1-	4-	0	21-	0	0	3-	0	0	
005AL	0	1	7	0	0	22	3	92	19	1	123	0	4	
	0	3	13	0	0	55	5	113	14	1	116	0	1	
	0	2-	6-	0	0	33-	2-	21-	5+	0	7+	0	15-	
005RU	0	1	4	0	0	20	3	44	0	1	114	0	4	
	0	2	12	0	0	52	2	61	1	1	103	0	15	
	0	1-	8-	0	0	32-	1+	17-	1-	0	11+	0	11-	
00550	0	0	3	0	0	14	1	40	0	1	102	0	0	
	0	2	11	0	0	49	2	52	0	1	89	0	15	
	0	2-	8-	0	0	35-	1-	12-	0	0	13+	0	15-	
0055P	0	1	1	0	0	6	2	4	0	0	12	0	0	
	0	1	1	0	0	3	0	9	1	0	14	0	4	
	0	1+	0	0	0	3+	2+	5-	1-	0	2-	0	4+	
0052Z	0	0	3	0	0	2	0	48	19	0	9	0	0	
	0	1	1	0	0	3	3	52	13	0	13	0	0	
	0	1-	2+	0	0	1-	3-	4-	6+	0	4-	0	1-	
00501	0	0	0	0	0	2	0	3	0	0	0	0	0	
	0	0	0	0	0	3	0	2	2	0	0	0	0	
	0	0	0	0	0	1-	0	1+	2-	0	0	0	0	
00502	0	0	3	0	0	0	0	45	19	0	9	0	0	
	0	1	1	0	0	0	3	50	11	0	13	0	0	
	0	1-	2+	0	0	0	3-	5-	8+	0	4-	0	1-	
00505	0	0	0	0	0	0	0	0	0	0	0	0	0	
	0	0	0	0	0	0	0	0	0	0	0	0	0	
	0	0	0	0	0	0	0	0	0	0	0	0	0	
006AL	23	38	455	51	9	376	99	2962	196	1	1345	0	2	
	19	36	317	63	20	275	64	2832	131	1	1342	0	2	
	4+	2+	138+	12-	11-	101+	35+	130+	65+	0	3+	0	2	
006RU	0	0	72	0	4	87	3	288	1	1	947	0	1	
	6	3	103	1	3	72	0	484	0	1	914	0	2	
	6-	3-	31-	1-	1+	15+	3+	196-	1+	0	33+	0	1-	
00650	0	0	67	0	1	62	0	166	0	0	903	0	0	
	6	2	93	1	2	40	0	294	0	1	856	0	1	
	6-	2-	26-	1-	1-	22+	0	128-	0	1-	47+	0	1+	
0065P	0	0	5	0	3	25	3	122	1	1	44	0	0	
	0	1	10	0	1	32	0	190	0	1	58	0	2	
	0	1-	5-	0	2+	7-	3+	68-	1+	1+	14-	0	2-	
0062Z	23	38	383	51	5	289	96	2674	195	0	398	0	0	
	13	33	214	62	17	203	64	2348	131	0	428	0	1	
	10+	5+	169+	11-	12-	86+	32+	326+	64+	0	30-	0	1+	
00601	0	0	57	0	2	32	0	65	9	0	26	0	1	
	0	0	9	0	0	27	0	48	1	0	7	0	0	
	0	0	48+	0	2+	5+	0	17+	8+	0	19+	0	1+	
00602	23	38	325	51	3	257	96	2590	186	0	366	0	0	
	13	32	192	62	17	166	61	2171	127	0	401	0	0	
	10+	6+	133+	11-	14-	91+	35+	419+	59+	0	35-	0	0	

PART II ARRESTS BY CHARGE AND AGENCY TYPE
 JUVENILE ADULTS GRAND TOTAL OTHER ASSAULTS

MILTON PD	82	0	0	0	0	0	0	0	0	0	0	0	0	0
	81	26	154	180	16	0	0	0	0	0	2	8	3	3
	CHANGE	26-	154-	180-	16-	0	0	0	0	0	2-	8-	3-	3-
MU SECURITY POLICE	82	1	35	36	5	0	0	4	0	1	0	0	0	0
	81	0	36	36	5	0	1	0	0	0	0	0	0	2
	CHANGE	1+	1-	0	0	0	1-	4+	0	1+	0	0	0	2-

CALHOUN CTY	TOTAL	82	24	131	155	13	1	1	0	11	5	18	13	18
	81	4	127	131	14	0	6	2	0	7	1	17	17	17
	CHANGE	20+	4+	24+	1-	1+	5-	2-	0	4+	4+	1+	1+	1+

RURAL	82	24	130	154	13	1	1	0	0	11	5	18	18	18
	81	4	124	128	14	0	6	2	0	7	1	17	17	17
	CHANGE	20+	4+	26+	1-	1+	5-	2-	0	4+	4+	1+	1+	1+
SHERIFF	82	3	21	24	0	0	0	0	0	0	0	10	10	10
	81	1	15	16	0	0	0	0	0	0	0	13	13	13
	CHANGE	2+	6+	8+	0	0	0	0	0	0	0	3-	3-	3-
STATE POLICE	82	21	109	130	13	1	1	0	0	11	5	8	8	8
	81	3	109	112	14	0	6	2	0	7	1	4	4	4
	CHANGE	18+	0	18+	1-	1+	5-	2-	0	4+	4+	4+	4+	4+
MUNICIPAL	82	0	1	1	0	0	0	0	0	0	0	0	0	0
	81	0	3	3	0	0	0	0	0	0	0	0	0	0
	CHANGE	0	2-	2-	0	0	0	0	0	0	0	0	0	0
GRANTSVILLE PD	82	0	1	1	0	0	0	0	0	0	0	0	0	0
	81	0	3	3	0	0	0	0	0	0	0	0	0	0
	CHANGE	0	2-	2-	0	0	0	0	0	0	0	0	0	0

CLAY CTY	TOTAL	82	9	302	311	32	0	5	70	0	3	6	23	23
	81	10	412	422	29	1	7	58	3	4	0	35	35	35
	CHANGE	1-	110-	111-	3+	1-	2-	12+	3-	1-	6+	12-	12-	12-

RURAL	82	9	294	303	32	0	5	70	0	3	6	23	23	23
	81	10	411	421	29	1	7	58	3	4	0	35	35	35
	CHANGE	1-	117-	118-	3+	1-	2-	12+	3-	1-	6+	12-	12-	12-
SHERIFF	82	0	154	154	4	0	2	66	0	0	0	13	13	13
	81	0	171	171	11	0	1	58	0	0	0	14	14	14
	CHANGE	0	17-	17-	7-	0	1+	8+	0	0	0	1-	1-	1-
STATE POLICE	82	9	140	149	28	0	3	4	0	3	6	10	10	10
	81	10	240	250	18	1	6	0	3	4	0	21	21	21
	CHANGE	1-	100-	101-	10+	1-	3-	4+	3-	1-	6+	11-	11-	11-
MUNICIPAL	82	0	8	8	0	0	0	0	0	0	0	0	0	0
	81	0	1	1	0	0	0	0	0	0	0	0	0	0
	CHANGE	0	7+	7+	0	0	0	0	0	0	0	0	0	0
CLAY PD	82	0	8	8	0	0	0	0	0	0	0	0	0	0
	81	0	1	1	0	0	0	0	0	0	0	0	0	0
	CHANGE	0	7+	7+	0	0	0	0	0	0	0	0	0	0

DODDRIDGE CTY	TOTAL	82	15	194	209	13	2	0	34	0	2	1	41	41
	81	13	175	188	23	0	2	11	0	0	10	16	16	16
	CHANGE	2+	19+	21+	16-	2+	2-	23+	0	2+	9-	25+	25+	25+

RURAL	82	12	172	184	13	2	0	34	0	2	1	41	41	41
	81	7	143	150	27	0	2	11	0	0	5	16	16	16
	CHANGE	5+	29+	34+	14-	2+	2-	23+	0	2+	4-	25+	25+	25+
SHERIFF	82	7	46	53	0	1	0	0	0	0	1	40	40	40
	81	2	13	15	0	0	0	0	0	0	2	13	13	13
	CHANGE	5+	33+	38+	0	1+	0	0	0	0	1-	27+	27+	27+
STATE POLICE	82	5	126	131	13	1	0	34	0	2	0	1	1	1
	81	5	130	135	27	0	2	11	0	0	3	3	3	3
	CHANGE	0	4-	4-	14-	1+	2-	23+	0	2+	3-	2-	2-	2-
MUNICIPAL	82	3	22	25	0	0	0	0	0	0	0	0	0	0
	81	6	32	38	2	0	0	0	0	0	5	0	0	0
	CHANGE	3-	10-	13-	2-	0	0	0	0	0	5-	0	0	0
WEST UNION PD	82	3	22	25	0	0	0	0	0	0	0	0	0	0
	81	6	32	38	2	0	0	0	0	0	5	0	0	0
	CHANGE	3-	10-	13-	2-	0	0	0	0	0	5-	0	0	0

FAYETTE CTY	TOTAL	82	113	2118	2231	143	7	18	35	1	36	41	50	50
	81	69	2087	2156	160	7	27	26	2	9	26	73	73	73
	CHANGE	44+	31+	75+	17-	0	9-	9+	1-	27+	15+	23-	23-	23-

RURAL	82	41	997	1038	89	7	17	35	1	30	3	42	42	42
	81	23	993	1016	76	0	24	26	2	7	8	55	55	55
	CHANGE	18+	4+	22+	13+	7	7-	9+	1-	23+	5-	13-	13-	13-
SHERIFF	82	11	611	622	61	1	8	28	1	12	3	32	32	32
	81	4	592	596	52	6	10	25	2	6	7	36	36	36
	CHANGE	7+	19+	26+	9+	5-	2-	3+	1-	6+	4-	4-	4-	4-
STATE POLICE	82	30	386	416	28	6	9	7	0	18	0	10	10	10
	81	19	401	420	24	1	14	1	0	1	1	19	19	19
	CHANGE	11+	15-	4-	4+	5+	5-	6+	0	17+	1-	1-	1-	1-

PART II ARRESTS BY CHARGE AND AGENCY TYPE

	COML VICE	SEX OFFENSES	NARCOTIC AND DRUG	GAMBLING	FAMILY OFFENSES	DRIVING UND INFL	LIQUOR LAWS	DRUNKENNESS	DISORD CONDUCT	VAGRANCY	OTHER OFFENSES	SUSPICION	CURFEW LOITER	RUN-AWAYS
00603	0	0	0	0	0	0	0	0	0	0	0	0	0	0
	0	1	13	0	0	10	3	105	2	0	17	0	0	0
	0	1-	13-	0	0	10-	3-	105-	2-	0	17-	0	0	0
00604	0	0	1	0	0	0	0	19	0	0	6	0	0	0
	0	0	0	0	0	0	0	24	1	0	3	0	0	0
	0	0	1+	0	0	0	0	5-	1-	0	3+	0	0	0
*****	*****													
007AL	0	1	4	0	0	27	0	24	0	1	46	0	0	3
	0	0	4	0	0	18	0	45	0	0	15	0	0	2
	0	1+	0	0	0	9+	0	21-	0	1+	31+	0	0	1+
*****	*****													
007RU	0	1	4	0	0	27	0	23	0	1	46	0	0	3
	0	0	4	0	0	18	0	42	0	0	15	0	0	2
	0	1+	0	0	0	9+	0	19-	0	1+	31+	0	0	1+
00750	0	0	0	0	0	0	0	0	0	1	13	0	0	0
	0	0	0	0	0	0	0	0	0	0	3	0	0	0
	0	0	0	0	0	0	0	0	0	1+	10+	0	0	0
0075P	0	1	4	0	0	27	0	23	0	0	33	0	0	3
	0	0	4	0	0	18	0	42	0	0	12	0	0	2
	0	1+	0	0	0	9+	0	19-	0	0	21+	0	0	1+
007ZZ	0	0	0	0	0	0	0	1	0	0	0	0	0	0
	0	0	0	0	0	0	0	3	0	0	0	0	0	0
	0	0	0	0	0	0	0	2-	0	0	0	0	0	0
00701	0	0	0	0	0	0	0	1	0	0	0	0	0	0
	0	0	0	0	0	0	0	3	0	0	0	0	0	0
	0	0	0	0	0	0	0	2-	0	0	0	0	0	0
*****	*****													
008AL	1	2	6	0	2	24	1	76	0	0	60	0	0	0
	0	3	11	0	3	34	0	145	0	1	88	0	0	0
	1+	1-	5-	0	1-	10-	1+	69-	0	1-	28-	0	0	0
*****	*****													
008RU	1	2	6	0	2	24	1	68	0	0	60	0	0	0
	0	3	11	0	3	34	0	144	0	1	88	0	0	0
	1+	1-	5-	0	1-	10-	1+	76-	0	1-	28-	0	0	0
00850	0	1	0	0	0	6	0	21	0	0	41	0	0	0
	0	0	1	0	0	7	0	34	0	1	44	0	0	0
	0	1+	1-	0	0	1-	0	13-	0	1-	3-	0	0	0
0085P	1	1	6	0	2	18	1	47	0	0	19	0	0	0
	0	3	10	0	1	27	0	110	0	0	44	0	0	0
	1+	2-	4-	0	1-	9-	1+	63-	0	0	25-	0	0	0
008ZZ	0	0	0	0	0	0	0	8	0	0	0	0	0	0
	0	0	0	0	0	0	0	1	0	0	0	0	0	0
	0	0	0	0	0	0	0	7+	0	0	0	0	0	0
00801	0	0	0	0	0	0	0	8	0	0	0	0	0	0
	0	0	0	0	0	0	0	1	0	0	0	0	0	0
	0	0	0	0	0	0	0	7+	0	0	0	0	0	0
*****	*****													
009AL	0	1	4	0	2	10	0	53	0	0	41	0	3	2
	0	0	2	0	4	7	0	66	1	0	37	0	0	3
	0	1+	2+	0	2-	3+	0	13-	1-	0	4+	0	3+	1-
*****	*****													
009RU	0	1	4	0	2	10	0	31	0	0	41	0	0	2
	0	0	1	0	4	7	0	37	0	0	37	0	0	3
	0	1+	3+	0	2-	3+	0	6-	0	0	4+	0	0	1-
00950	0	0	0	0	0	0	0	0	0	0	10	0	0	1
	0	0	0	0	0	0	0	0	0	0	0	0	0	0
	0	0	0	0	0	0	0	0	0	0	10+	0	0	1+
0095P	0	1	4	0	2	10	0	31	0	0	31	0	0	1
	0	0	1	0	4	7	0	37	0	0	37	0	0	3
	0	1+	3+	0	2-	3+	0	6-	0	0	6-	0	0	2-
009ZZ	0	0	0	0	0	0	0	22	0	0	0	0	3	0
	0	0	1	0	0	0	0	29	1	0	0	0	0	0
	0	0	1-	0	0	0	0	7-	1-	0	0	0	3+	0
00901	0	0	0	0	0	0	0	22	0	0	0	0	3	0
	0	0	1	0	0	0	0	29	1	0	0	0	0	0
	0	0	1-	0	0	0	0	7-	1-	0	0	0	3+	0
*****	*****													
010AL	1	16	158	35	45	404	5	991	68	0	139	0	14	24
	0	3	192	0	17	317	5	1116	43	2	119	0	0	12
	1+	13+	34-	35+	28+	87+	0	125-	25+	2-	20+	0	14+	12+
*****	*****													
010RU	1	7	115	29	44	185	4	331	0	0	81	0	0	17
	0	0	153	0	17	143	1	432	0	1	60	0	0	4
	1+	7+	38-	29+	27+	42+	3+	101-	0	1-	21+	0	0	13+
01050	1	2	101	4	43	122	2	165	0	0	36	0	0	0
	0	0	130	0	17	80	0	194	0	1	30	0	0	0
	1+	2+	29-	4+	26+	42+	2+	29-	0	1-	6+	0	0	0
0105P	0	5	14	25	1	63	2	166	0	0	45	0	0	17
	0	0	23	0	0	63	1	238	0	0	30	0	0	14
	0	5+	9-	25+	1+	0	1+	72-	0	0	15+	0	0	13+

JAN THRU DEC 82-81

PART II ARRESTS BY CHARGE AND AGENCY TYPE
 JUVENILE ADULTS GRAND TOTAL OTHER ASSAULTS ARSON FORGERY FRAUD EMBEZZLE STOLEN PROPERTY VANDAL ILLEGAL WEAPONS

	82	81	CHANGE	JUVENILE	ADULTS	GRAND TOTAL	OTHER ASSAULTS	ARSON	FORGERY	FRAUD	EMBEZZLE	STOLEN PROPERTY	VANDAL	ILLEGAL WEAPONS
MUNICIPAL	82	81	CHANGE	72	1121	1193	54	0	1	0	0	6	38	8
				46	1094	1140	84	0	3	0	0	2	18	18
				26+	27+	53+	30-	0	2-	0	0	4+	20+	10-
ANSTED PD	82	81	CHANGE	6	78	84	9	0	0	0	0	1	2	1
				0	3	3	1	0	0	0	0	0	0	0
				6+	75+	81+	8+	0	0	0	0	1+	2+	1+
FAYETTEVILLE PD	82	81	CHANGE	0	47	47	3	0	0	0	0	0	0	0
				3	62	65	0	0	0	0	0	0	0	3
				3-	15-	18-	3+	0	0	0	0	0	0	3-
MONTGOMERY PD	82	81	CHANGE	10	468	478	28	0	0	0	0	1	15	5
				27	569	596	79	0	3	0	0	1	15	14
				17-	101-	118-	51-	0	3-	0	0	0	0	9-
MOUNT HOPE PD	82	81	CHANGE	10	90	100	5	0	0	0	0	1	0	0
				0	75	75	3	0	0	0	0	0	0	1
				10+	15+	25+	2+	0	0	0	0	1+	0	1-
OAK HILL PD	82	81	CHANGE	43	337	380	6	0	1	0	0	2	0	0
				14	338	352	1	0	0	0	0	0	0	0
				29+	1-	28+	5+	0	1+	0	0	2+	0	0
MEADOW BRIDGE PD	82	81	CHANGE	0	1	1	0	0	0	0	0	0	0	0
				2	6	8	0	0	0	0	0	0	0	0
				2-	5-	7-	0	0	0	0	0	0	0	0
SMITHERS PD	82	81	CHANGE	2	61	63	1	0	0	0	0	1	21	0
				0	12	12	0	0	0	0	0	0	0	0
				2+	49+	51+	1+	0	0	0	0	1+	21+	0
PAX PD	82	81	CHANGE	0	12	12	0	0	0	0	0	0	0	0
				0	0	0	0	0	0	0	0	0	0	0
				0	12+	12+	0	0	0	0	0	0	0	0
W VA TECH SECURITY	82	81	CHANGE	0	4	4	0	0	0	0	0	0	0	0
				0	10	10	0	0	0	0	0	1	3	0
				0	6-	6-	0	0	0	0	0	1-	3-	0
GAULEY BRIDGE PD	82	81	CHANGE	1	23	24	2	0	0	0	0	0	0	2
				0	19	19	0	0	0	0	0	0	0	0
				1+	4+	5+	2+	0	0	0	0	0	0	2+

GILMER CTY TOTAL	82	81	CHANGE	6	295	301	18	2	1	2	0	2	0	46
				6	342	348	6	0	0	3	0	1	2	23
				0	47-	47-	12+	2+	1+	1-	0	1+	2-	23+

RURAL	82	81	CHANGE	5	96	101	4	2	1	2	0	1	0	40
				6	76	82	2	0	0	2	0	1	0	23
				1-	20+	19+	2+	2+	1+	0	0	0	0	17+
SHERIFF	82	81	CHANGE	2	45	47	2	0	0	0	0	0	0	37
				5	46	51	1	0	0	0	0	1	0	23
				3-	1-	4-	1+	0	0	0	0	1-	0	14+
STATE POLICE	82	81	CHANGE	3	51	54	2	2	1	2	0	1	0	3
				1	30	31	1	0	0	2	0	0	0	0
				2+	21+	23+	1+	2+	1+	0	0	1+	0	3+
MUNICIPAL	82	81	CHANGE	1	199	200	14	0	0	0	0	1	0	6
				0	266	266	4	0	0	1	0	0	2	0
				1+	67-	66-	10+	0	0	1-	0	1+	2-	6+
GLENVILLE PD	82	81	CHANGE	1	193	194	14	0	0	0	0	1	0	6
				0	257	257	3	0	0	0	0	0	0	0
				1+	64-	63-	11+	0	0	0	0	1+	0	6+
GLENVILLE ST SECURITY	82	81	CHANGE	0	6	6	0	0	0	0	0	0	0	0
				0	9	9	1	0	0	1	0	0	2	0
				0	3-	3-	1-	0	0	1-	0	0	2-	0

GRANT CTY TOTAL	82	81	CHANGE	10	141	151	4	0	1	1	0	6	3	35
				8	191	199	9	0	0	16	0	0	5	41
				2+	50-	48-	5-	0	1+	15-	0	6+	2-	6-

RURAL	82	81	CHANGE	4	73	77	4	0	1	1	0	6	3	35
				5	108	113	7	0	0	16	0	0	4	41
				1-	35-	36-	3-	0	1+	15-	0	6+	1-	6-
SHERIFF	82	81	CHANGE	4	48	52	1	0	0	0	0	3	1	35
				5	61	66	5	0	0	0	0	0	0	39
				1-	13-	14-	4-	0	0	0	0	3+	1+	4-
STATE POLICE	82	81	CHANGE	0	25	25	3	0	1	1	0	3	2	0
				0	47	47	2	0	0	16	0	0	4	2
				0	22-	22-	1+	0	1+	15-	0	3+	2-	2-
MUNICIPAL	82	81	CHANGE	6	68	74	0	0	0	0	0	0	0	0
				3	83	86	2	0	0	0	0	0	1	0
				3+	15-	12-	2-	0	0	0	0	0	1-	0
PETERSBURG PD	82	81	CHANGE	3	68	71	0	0	0	0	0	0	0	0
				3	77	80	0	0	0	0	0	0	1	0
				0	9-	9-	0	0	0	0	0	0	1-	0
BAYARD PD	82	81	CHANGE	3	0	3	0	0	0	0	0	0	0	0
				0	6	6	2	0	0	0	0	0	0	0
				3+	6-	3-	2-	0	0	0	0	0	0	0

GREENBRIER CTY TOTAL	82	81	CHANGE	20	1061	1081	44	0	11	2	0	8	5	57
				28	1224	1252	13	1	10	0	0	2	4	58
				8-	163-	171-	31+	1-	1+	2+	0	6+	1+	1

JAN THRU DEC 82-81

	COML VICE	SEX OFFENSES	PART II NARCOTIC AND DPUG	GAMBLING	ARRESTS FAMILY OFFENSES	PAGE BY CHARGE DRIVING UND INFL	14 AND AGENCY TYPE LIQUOR LAWS	DRUNK- ENNESS	DISORD CONDUCT	VAGRANCY	OTHER OFFENSES	SUSPICION	CURFEW LOITER	RUN- AWAYS
0102Z	0	9	43	6	1	219	1	660	68	0	58	0	14	7
	0	3	39	0	0	174	4	684	43	1	59	0	0	8
	0	6+	4+	6+	1+	45+	3-	24-	25+	1-	1-	0	14+	1-
01001	0	0	0	0	1	33	0	31	1	0	4	0	0	1
	0	0	0	0	0	0	0	2	0	0	0	0	0	0
	0	0	0	0	1+	33+	0	29+	1+	0	4+	0	0	1+
01002	0	0	0	0	0	21	0	23	0	0	0	0	0	0
	0	0	1-	0	0	21	0	39	0	1	0	0	0	0
	0	0	0	0	0	0	0	16-	0	1-	0	0	0	0
01003	0	9	39	0	0	42	1	255	64	0	18	0	0	1
	0	3	37	0	0	30	3	308	42	0	53	0	0	8
	0	6+	2+	0	0	12+	2-	53-	22+	0	35-	0	0	7-
01004	0	0	1	0	0	21	0	45	0	0	25	0	0	2
	0	0	0	0	0	20	0	47	1	0	3	0	0	0
	0	0	1+	0	0	1+	0	2-	1-	0	22+	0	0	2+
01005	0	0	0	2	0	87	0	264	0	0	2	0	14	2
	0	0	1-	2+	0	94	0	253	0	0	3	0	0	0
	0	0	0	0	0	7-	0	11+	0	0	1-	0	14+	2+
01006	0	0	0	0	0	0	0	1	0	0	0	0	0	0
	0	0	0	0	0	0	0	8	0	0	0	0	0	0
	0	0	0	0	0	0	0	7-	0	0	0	0	0	0
01007	0	0	0	0	0	7	0	21	2	0	9	0	0	1
	0	0	0	0	0	0	0	12	0	0	0	0	0	0
	0	0	0	0	0	7+	0	9+	2+	0	9+	0	0	1+
01008	0	0	0	4	0	4	0	3	1	0	0	0	0	0
	0	0	0	0	0	0	0	0	0	0	0	0	0	0
	0	0	0	4+	0	4+	0	3+	1+	0	0	0	0	0
01009	0	0	0	0	0	0	0	4	0	0	0	0	0	0
	0	0	0	0	0	0	1	5	0	0	0	0	0	0
	0	0	0	0	0	0	1-	1-	0	0	0	0	0	0
01011	0	0	3	0	0	4	0	13	0	0	0	0	0	0
	0	0	0	0	0	9	0	10	0	0	0	0	0	0
	0	0	3+	0	0	5-	0	3+	0	0	0	0	0	0
011AL	0	2	5	0	0	22	1	167	11	0	22	0	0	0
	0	1	2	0	2	30	0	254	0	0	21	0	0	1
	0	1+	3+	0	2-	8-	1+	87-	9+	0	1+	0	0	1-
011RU	0	1	1	0	0	13	0	23	0	0	13	0	0	0
	0	1	2	0	2	16	0	22	0	0	10	0	0	1
	0	0	1-	0	2-	3-	0	1+	0	0	3+	0	0	1-
011S0	0	0	0	0	0	3	0	2	0	0	3	0	0	0
	0	0	1	0	2	5	0	14	0	0	4	0	0	0
	0	0	1-	0	2-	2-	0	12-	0	0	1-	0	0	0
011SP	0	1	1	0	0	10	0	21	0	0	10	0	0	0
	0	1	1	0	0	11	0	8	0	0	6	0	0	1
	0	0	0	0	0	1-	0	13+	0	0	4+	0	0	1-
011ZZ	0	1	4	0	0	9	1	144	11	0	9	0	0	0
	0	0	0	0	0	14	0	232	2	0	11	0	0	0
	0	1+	4+	0	0	5-	1+	88-	9+	0	2-	0	0	0
01101	0	1	4	0	0	9	1	141	11	0	6	0	0	0
	0	0	0	0	0	14	0	231	2	0	7	0	0	0
	0	1+	4+	0	0	5-	1+	90-	9+	0	1-	0	0	0
01102	0	0	0	0	0	0	0	3	0	0	3	0	0	0
	0	0	0	0	0	0	0	1	0	0	4	0	0	0
	0	0	0	0	0	0	0	2+	0	0	1-	0	0	0
012AL	0	1	3	0	0	28	0	53	3	0	13	0	0	0
	0	1	10	0	4	39	0	59	9	0	0	0	0	2
	0	0	7-	0	4-	11-	0	6-	6-	0	9+	0	0	2-
012RU	0	1	1	0	0	6	0	10	0	0	9	0	0	0
	0	1	4	0	4	15	0	13	2	0	4	0	0	2
	0	0	3-	0	4-	9-	0	3-	2-	0	5+	0	0	2-
012S0	0	0	0	0	0	1	0	4	0	0	7	0	0	0
	0	0	1	0	4	2	0	7	2	0	4	0	0	2
	0	0	1-	0	4-	1-	0	3-	2-	0	3+	0	0	2-
012SP	0	1	1	0	0	5	0	6	0	0	2	0	0	0
	0	1	3	0	0	13	0	6	0	0	0	0	0	0
	0	0	2-	0	0	8-	0	0	0	0	2+	0	0	0
012ZZ	0	0	2	0	0	22	0	43	3	0	4	0	0	0
	0	0	6	0	0	24	0	46	7	0	0	0	0	0
	0	0	4-	0	0	2-	0	3-	4-	0	4+	0	0	0
01201	0	0	2	0	0	22	0	43	3	0	1	0	0	0
	0	0	5	0	0	23	0	45	6	0	0	0	0	0
	0	0	3-	0	0	1-	0	2-	3-	0	1+	0	0	0
01203	0	0	0	0	0	0	0	0	0	0	3	0	0	0
	0	0	1	0	0	1	0	1	1	0	0	0	0	0
	0	0	1-	0	0	1-	0	1-	1-	0	3+	0	0	0
013AL	0	2	62	0	1	232	5	567	15	1	68	0	1	0
	0	1	67	0	10	239	16	675	4	0	149	0	2	1
	0	1+	5-	0	9-	7-	11-	108-	11+	1+	81-	0	1-	1-

AGENCY	82	81	CHANGE	JUVENILE	ADULTS	GRAND TOTAL	OTHER ASSAULTS	ARSON	FORGERY	FRAUD	EMBEZZLE	STOLEN PROPERTY	VANDAL	ILLEGAL WEAPONS
RURAL	82	81	CHANGE	7	516	523	41	0	10	1	0	8	1	46
				11	712	723	8	0	9	0	0	2	1	58
				4-	196-	200-	33+	0	1+	1+	0	6+	0	12-
SHERIFF	82	81	CHANGE	5	362	367	41	0	2	0	0	6	1	45
				5	477	482	6	0	3	0	0	0	0	56
				0	115-	115-	35+	0	1-	0	0	6+	1+	11-
STATE POLICE	82	81	CHANGE	2	154	156	0	0	8	1	0	2	0	1
				6	235	241	2	0	6	0	0	2	1	2
				4-	81-	85-	2-	0	2+	1+	0	0	1-	1-
MUNICIPAL	82	81	CHANGE	13	545	558	3	0	1	1	0	0	4	11
				17	512	529	5	1	1	0	0	0	3	8
				4-	33+	29+	2-	1-	0	1+	0	0	1+	11+
LEWISBURG PD	82	81	CHANGE	8	213	221	2	0	1	1	0	0	3	9
				8	115	123	5	1	1	0	0	0	0	0
				0	98+	98+	3-	1-	0	1+	0	0	3+	9+
RAINELLE PD	82	81	CHANGE	0	84	84	0	0	0	0	0	0	0	0
				0	122	122	0	0	0	0	0	0	0	0
				0	38-	38-	0	0	0	0	0	0	0	0
RONCEVERTE PD	82	81	CHANGE	4	153	157	0	0	0	0	0	0	1	2
				9	188	197	0	0	0	0	0	0	3	0
				5-	35-	40-	0	0	0	0	0	0	2-	2+
WHITE SULPHUR SPRINGS PD	82	81	CHANGE	1	95	96	1	0	0	0	0	0	0	0
				0	87	87	0	0	0	0	0	0	0	0
				1+	8+	9+	1+	0	0	0	0	0	0	0
QUINWOOD PD	82	81	CHANGE	0	0	0	0	0	0	0	0	0	0	0
				0	0	0	0	0	0	0	0	0	0	0
				0	0	0	0	0	0	0	0	0	0	0
RUPERT PD	82	81	CHANGE	0	0	0	0	0	0	0	0	0	0	0
				0	0	0	0	0	0	0	0	0	0	0
				0	0	0	0	0	0	0	0	0	0	0
HAMPSHIRE CTY TOTAL	82	81	CHANGE	22	411	433	38	7	17	59	2	5	5	60
				25	419	444	49	8	2	74	0	0	13	71
				3-	8-	11-	11-	1-	15+	15-	2+	5+	8-	11-
RURAL	82	81	CHANGE	21	374	395	38	7	17	59	2	5	5	60
				23	362	385	49	7	2	74	0	0	11	71
				2-	12+	10+	11-	0	15+	15-	2+	5+	6-	11-
SHERIFF	82	81	CHANGE	18	200	218	15	1	0	53	0	0	0	54
				10	224	234	33	0	0	69	0	0	0	61
				8+	24-	16-	18-	1+	0	16-	0	0	0	7-
STATE POLICE	82	81	CHANGE	3	174	177	23	6	17	6	2	5	5	6
				13	138	151	16	7	2	5	0	0	11	10
				10-	36+	26+	7+	1-	15+	1+	2+	5+	6-	4-
MUNICIPAL	82	81	CHANGE	1	37	38	0	0	0	0	0	0	0	0
				2	57	59	0	1	0	0	0	0	2	0
				1-	20-	21-	0	1-	0	0	0	0	2-	0
ROMNEY PD	82	81	CHANGE	1	37	38	0	0	0	0	0	0	0	0
				2	57	59	0	1	0	0	0	0	2	0
				1-	20-	21-	0	1-	0	0	0	0	2-	0
HANCOCK CTY TOTAL	82	81	CHANGE	97	1455	1552	103	0	10	2	0	11	28	34
				123	1234	1357	152	1	5	7	0	8	29	35
				26-	221+	195+	49-	1-	5+	5-	0	3+	1-	1-
RURAL	82	81	CHANGE	4	320	324	62	0	4	2	0	7	0	20
				8	295	303	78	0	2	1	0	6	5	16
				4-	25+	21+	16-	0	2+	1+	0	1+	5-	4+
SHERIFF	82	81	CHANGE	4	309	313	60	0	4	2	0	7	8	20
				8	290	298	76	0	2	1	0	6	5	16
				4-	19+	15+	16-	0	2+	1+	0	1+	5-	4+
STATE POLICE	82	81	CHANGE	0	11	11	2	0	0	0	0	0	0	0
				0	5	5	2	0	0	0	0	0	0	0
				0	6+	6+	0	0	0	0	0	0	0	0
MUNICIPAL	82	81	CHANGE	93	1135	1228	41	0	6	6	0	4	28	14
				115	939	1054	74	1	3	6	0	2	24	19
				22-	196+	174+	33-	1-	3+	6-	0	2+	4+	5-
CHESTER PD	82	81	CHANGE	2	22	24	0	0	0	0	0	0	2	0
				15	47	62	8	0	0	0	0	0	4	0
				13-	25-	38-	8-	0	0	0	0	0	2-	0
WEIRTON PD	82	81	CHANGE	83	1040	1123	37	0	6	6	0	4	26	9
				92	828	920	62	1	3	6	0	2	20	17
				9-	212+	203+	25-	1-	3+	6-	0	2+	6+	8-
NEW CUMBERLAND PD	82	81	CHANGE	8	73	81	4	0	0	0	0	0	0	5
				8	64	72	4	0	0	0	0	0	0	2
				0	9+	9+	0	0	0	0	0	0	0	3+
HARDY CTY TOTAL	82	81	CHANGE	8	323	333	32	5	0	105	14	2	2	31
				13	399	412	37	3	2	108	6	0	10	43
				5-	74-	79-	5-	2+	2-	3-	8+	2+	8-	18

CODE	SEX		PART II		ARRESTS BY CHARGE			AND AGENCY TYPE		DISORD	VAGRANCY	OTHER OFFENSES	SUSPICION	CUMUL	RUN-AYS
	VICE	OFFENSES	NARCOTIC	GAMBLING	FAMILY	DRIVING	LIQUOR	DSUNK-ENNESS	CONDUCT						
013RU	0	1	36	0	0	141	3	187	0	1	47	0	0	0	
	0	1	61	0	10	132	0	300	0	0	141	0	0	0	
	0	0	25-	0	10-	9+	3+	113-	0	1+	94-	0	0	0	
01350	0	1	29	0	0	104	0	101	0	1	36	0	0	0	
	0	1	43	0	10	86	0	143	0	0	114	0	0	0	
	0	0	14-	0	10-	18+	0	62-	0	1+	78-	0	0	0	
0135P	0	0	7	0	0	37	3	86	0	0	11	0	0	0	
	0	0	18	0	0	46	0	137	0	0	27	0	0	0	
	0	0	11-	0	0	9-	3+	51-	0	0	16-	0	0	0	
0132Z	0	1	26	0	1	91	2	380	15	0	21	0	1	0	
	0	0	6	0	0	107	16	375	4	0	8	0	2	0	
	0	1+	20+	0	1+	16-	14-	5+	11+	0	13+	0	1-	1-	
01301	0	0	23	0	1	69	0	102	3	0	6	0	1	0	
	0	0	6	0	0	34	1	69	2	0	1	0	1	0	
	0	0	17+	0	1+	35+	1-	33+	1+	0	5+	0	1-	1-	
01302	0	0	0	0	0	0	0	83	0	0	1	0	0	0	
	0	0	0	0	0	5	11	103	1	0	2	0	0	0	
	0	0	0	0	0	5-	11-	20-	1-	0	1-	0	0	0	
01303	0	0	3	0	0	22	0	129	0	0	0	0	0	0	
	0	0	0	0	0	62	4	128	0	0	0	0	0	0	
	0	0	3+	0	0	40-	4-	1+	0	0	0	0	0	0	
01304	0	1	0	0	0	0	2	66	12	0	14	0	0	0	
	0	0	0	0	0	6	0	75	1	0	5	0	0	0	
	0	1+	0	0	0	6-	2+	9-	11+	0	9+	0	0	0	
01305	0	0	0	0	0	0	0	0	0	0	0	0	0	0	
	0	0	0	0	0	0	0	0	0	0	0	0	0	0	
	0	0	0	0	0	0	0	0	0	0	0	0	0	0	
01307	0	0	0	0	0	0	0	0	0	0	0	0	0	0	
	0	0	0	0	0	0	0	0	0	0	0	0	0	0	
	0	0	0	0	0	0	0	0	0	0	0	0	0	0	
014AL	0	0	9	5	10	49	2	55	2	0	106	0	0	2	
	0	2	3	0	11	40	1	103	3	0	60	0	0	4	
	0	2-	6+	5+	1-	9+	1+	48-	1-	0	46+	0	0	2-	
014RU	0	0	9	5	10	44	2	24	0	0	106	0	0	2	
	0	2	3	0	11	28	1	63	1	0	58	0	0	4	
	0	2-	6+	5+	1-	16+	1+	39-	1-	0	48+	0	0	2-	
01450	0	0	1	0	10	17	0	11	0	0	54	0	0	2	
	0	2	2	0	11	0	0	21	0	0	31	0	0	4	
	0	2-	1-	0	1-	17+	0	10-	0	0	23+	0	0	2-	
0145P	0	0	8	5	0	27	2	13	0	0	52	0	0	0	
	0	0	1	0	0	28	1	42	1	0	27	0	0	0	
	0	0	7+	5+	0	1-	1+	29-	1-	0	25+	0	0	0	
0142Z	0	0	0	0	0	5	0	31	2	0	0	0	0	0	
	0	0	0	0	0	12	0	40	2	0	2	0	0	0	
	0	0	0	0	0	7-	0	9-	0	0	2-	0	0	0	
01401	0	0	0	0	0	5	0	31	2	0	0	0	0	0	
	0	0	0	0	0	12	0	40	2	0	2	0	0	0	
	0	0	0	0	0	7-	0	9-	0	0	2-	0	0	0	
015AL	0	1	40	2	0	164	31	453	314	3	326	0	3	7	
	0	3	49	0	6	225	25	445	148	4	200	0	11	4	
	0	2-	11+	2+	6-	61-	6+	8+	166+	1-	126+	0	8-	3+	
015RU	0	0	13	2	0	38	0	56	0	0	119	0	0	1	
	0	3	20	0	0	31	0	65	0	4	68	0	0	1	
	0	3-	7-	2+	0	7+	0	12-	0	4-	51+	0	0	0	
01550	0	0	13	0	0	37	0	54	0	0	115	0	0	1	
	0	3	20	0	0	31	0	67	0	4	66	0	0	1	
	0	3-	7-	0	0	6+	0	13-	0	4-	49+	0	0	0	
0155P	0	0	0	2	0	1	0	2	0	0	4	0	0	0	
	0	0	0	0	0	0	0	0	0	0	2	0	0	0	
	0	0	0	2+	0	1+	0	1+	0	0	2+	0	0	0	
0152Z	0	1	47	0	0	126	31	397	314	3	207	0	3	6	
	0	0	29	0	6	194	25	377	148	0	152	0	11	3	
	0	1+	18+	0	6-	68-	6+	20+	166+	3+	75+	0	8-	3+	
01501	0	0	0	0	0	3	0	12	3	3	1	0	0	0	
	0	0	0	0	0	7	2	22	10	0	4	0	2	0	
	0	0	0	0	3-	4-	2-	10-	7-	3+	3-	0	2-	0	
01502	0	0	46	0	0	108	31	352	306	0	189	0	3	6	
	0	0	29	0	2	178	23	313	134	0	119	0	8	3	
	0	0	17+	0	2-	70-	8+	39+	172+	0	70+	0	5-	3+	
01503	0	1	1	0	0	15	0	33	5	0	17	0	0	0	
	0	0	0	0	1	9	0	42	4	0	9	0	1	0	
	0	1+	1+	0	1-	6+	0	9-	1+	0	8+	0	1-	0	
016AL	0	1	16	0	2	12	0	73	0	0	35	0	0	3	
	0	0	11	0	5	37	2	91	11	0	39	0	1	0	
	0	1+	5+	0	3-	25-	2-	18-	11-	0	4-	0	1-	3+	

PART II ARRESTS BY CHARGE AND AGENCY TYPE
JUVENILE ADULTS GRAND OTHER ASSAULTS

ARSON FORGERY FRAUD EMBEZZLE STOLEN VANDAL ILLEGAL WEAPONS
PROPERTY

Table with columns for Agency Type (RURAL, SHERIFF, STATE POLICE, MUNICIPAL, MOOREFIELD PD, WARDENSVILLE PD) and rows for 82, 81, and CHANGE. Columns include counts for various offense categories.

HARRISON CTY TOTAL 82 68 1993 1661 101 2 8 6 4 13 8 42
81 88 2665 2753 90 6 7 15 6 12 26 64
CHANGE 20- 1072- 1092- 11+ 4- 1+ 9- 2- 1+ 18- 22-

Table with columns for Agency Type (RURAL, SHERIFF, STATE POLICE, MUNICIPAL, BRIDGEPORT PD, CLARKSBURG PD, SALEM PD, SHINNSTON PD, STONEWOOD PD, ANMOORE PD, NUTTER FORT PD, LUMBERPORT PD, LOST CREEK PD, WEST MILFORD PD) and rows for 82, 81, and CHANGE. Columns include counts for various offense categories.

JACKSON CTY TOTAL 82 23 616 639 19 0 5 1 1 0 6 23
81 22 713 735 33 3 5 2 0 1 7 38
CHANGE 1+ 97- 96- 14- 3- 0 1- 1+ 1- 1- 1- 15-

Table with columns for Agency Type (RURAL, SHERIFF, STATE POLICE) and rows for 82, 81, and CHANGE. Columns include counts for various offense categories.

	COML VICE	SEX OFFENSES	NARCOTIC AND DRUG	PART II GAMBLING	ARRESTS BY FAMILY OFFENSES	BY CHARGE DRIVING UNDR INFL	AND AGENCY TYPE LIQUOR LAWS	DRUNK-ENNESS	DISORD CCNDUCT.	VAGRANCY	OTHER OFFENSES	SUSPICION CURFEW LOITER	RUK-ANAYS
016RU	0	1	16	0	2	5	0	20	0	0	35	0	0
	0	0	6	0	5	12	0	27	1	0	36	0	0
	0	1+	10+	0	3-	7-	2-	7-	1-	0	1-	0	0
016SO	0	0	11	0	2	0	0	9	0	0	25	0	0
	0	0	0	0	5	1	0	11	1	0	36	0	0
	0	0	11+	0	3-	1-	0	2-	1-	0	11-	0	0
016SP	0	1	5	0	0	5	0	11	0	0	10	0	0
	0	0	6	0	0	11	2	16	0	0	9	0	0
	0	1+	1-	0	0	6-	2-	5-	0	0	10+	0	0
016ZZ	0	0	0	0	0	7	0	53	0	0	0	0	3
	0	0	5	0	0	25	0	64	10	0	3	0	0
	0	0	5-	0	0	18-	0	11-	10-	0	3-	0	3+
01601	0	0	0	0	0	7	0	53	0	0	0	0	3
	0	0	5	0	0	23	0	63	0	0	1	0	0
	0	0	5-	0	0	16-	0	10-	0	0	1-	0	3+
01602	0	0	0	0	0	0	0	0	0	0	0	0	0
	0	0	0	0	0	2	0	1	10	0	2	0	0
	0	0	0	0	0	2-	0	1-	10-	0	2-	0	0
017AL	2	5	23	0	18	149	65	733	110	18	331	0	22
	6	16	37	0	19	192	73	1300	212	7	646	0	11
	4-	11-	14-	0	1-	43-	8-	567-	102-	11+	315-	0	11+
017RU	0	2	4	0	16	42	1	94	6	9	182	0	7
	0	0	12	0	18	65	1	248	1	0	415	0	4
	0	2+	8-	0	2-	23-	0	154-	5+	9+	233-	0	3+
017SO	0	1	0	0	1	7	0	23	6	0	28	0	3
	0	0	3	0	1	19	1	73	0	0	88	0	4
	0	1+	3-	0	0	12-	1-	50-	6+	0	60-	0	1-
017SP	0	1	4	0	15	35	1	71	0	9	154	0	4
	0	0	9	0	17	46	0	175	1	0	327	0	0
	0	1+	5-	0	2-	11-	1+	104-	1-	9+	173-	0	4+
017ZZ	2	3	19	0	2	107	64	639	104	9	149	0	15
	6	16	25	0	1	127	72	1052	211	7	231	0	7
	4-	13-	6-	0	1+	20-	8-	413-	107-	2+	82-	0	8+
01701	0	0	1	0	0	11	42	4	4	0	0	0	1
	0	0	0	0	0	21	56	3	5	0	3	0	0
	0	0	1+	0	0	10-	14-	1+	1-	0	3-	0	1+
01702	2	3	7	0	0	40	21	395	90	6	109	0	0
	6	15	20	0	0	49	11	810	190	7	165	0	3
	4-	12-	13-	0	0	9-	10+	415-	100-	1-	56-	0	3-
01703	0	0	6	0	0	45	0	115	4	3	33	0	1
	0	0	1	0	0	35	3	134	13	0	43	0	0
	0	0	5+	0	0	10+	3-	19-	9-	3+	10-	0	1+
01704	0	0	2	0	2	5	0	56	5	0	0	0	6
	0	0	0	0	0	6	0	37	2	0	0	0	0
	0	0	2+	0	2+	1-	0	19+	3+	0	0	0	6+
01705	0	0	0	0	0	0	0	17	0	0	3	0	0
	0	0	0	0	0	1	0	4	0	0	0	0	0
	0	0	0	0	0	1-	0	13+	0	0	3+	0	0
01706	0	0	1	0	0	2	0	4	0	0	0	0	0
	0	0	0	0	0	0	0	0	0	0	0	0	0
	0	0	1+	0	0	2+	0	4+	0	0	0	0	0
01707	0	0	0	0	0	3	1	28	0	0	3	0	0
	0	0	1	0	0	6	0	32	0	0	16	0	2
	0	0	1-	0	0	3-	1+	4-	0	0	13-	0	2-
01708	0	0	2	0	0	1	0	20	1	0	0	0	7
	0	1	3	0	1	9	1	32	0	0	4	0	2
	0	1-	1-	0	1-	8-	1-	12-	1+	0	4-	0	5+
01709	0	0	0	0	0	0	0	0	0	0	1	0	0
	0	0	0	0	0	0	1	0	1	0	0	0	0
	0	0	0	0	0	0	1-	0	1-	0	1+	0	0
01710	0	0	0	0	0	0	0	0	0	0	0	0	0
	0	0	0	0	0	0	0	0	0	0	0	0	0
	0	0	0	0	0	0	0	0	0	0	0	0	0
018AL	0	6	15	0	6	94	0	368	3	0	91	0	1
	0	4	6	0	15	146	31	371	0	0	71	0	2
	0	2+	9+	0	9-	52-	31-	3-	3+	0	20+	0	1-
018RU	0	1	7	0	6	51	0	178	0	0	23	0	1
	0	2	3	0	13	102	25	250	0	0	45	0	1
	0	1-	4+	0	7-	51-	25-	72-	0	0	22-	0	0
018SO	0	1	7	0	6	31	0	81	0	0	21	0	0
	0	0	3	0	3	36	24	111	0	0	25	0	0
	0	1+	4+	0	3+	5-	24-	30-	0	0	4-	0	0
018SP	0	0	0	0	0	20	0	97	0	0	2	0	1
	0	2	0	0	10	66	1	139	0	0	20	0	1
	0	2-	0	0	10-	46-	1-	42-	0	0	13-	0	0

PART II ARRESTS BY CHARGE AND AGENCY TYPE
 JUVENILE ADULTS GRAND TOTAL OTHER ASSAULTS

ARSON FORGERY FRAUD EMBEZZLE STOLEN PROPERTY VANDAL ILLEGAL WEAPONS

MUNICIPAL	82	16	316	332	6	0	0	0	1	0	6	2
	81	4	215	219	2	2	2	0	0	0	6	2
CHANGE		12+	101+	113+	4+	2-	2-	0	1+	0	0	0
RAVENSWOOD PD	82	14	143	157	6	0	0	0	1	0	6	2
	81	4	105	109	2	2	2	0	0	0	6	2
CHANGE		10+	38+	48+	4+	2-	2-	0	1+	0	0	0
RIPLEY PD	82	2	173	175	0	0	0	0	0	0	0	0
	81	0	110	110	0	0	0	0	0	0	0	0
CHANGE		2+	63+	65+	0	0	0	0	0	0	0	0

JEFFERSON CTY TOTAL	82	41	1249	1290	155	4	14	72	9	5	46	38
	81	69	1021	1090	148	7	11	34	0	4	60	35
CHANGE		28-	228+	200+	7+	3-	3+	38+	9+	1+	14-	3+

RURAL	82	9	729	738	121	4	12	72	9	4	40	29
	81	11	570	581	106	7	8	33	0	1	34	20
CHANGE		2-	159+	157+	15+	3-	4+	39+	9+	3+	6+	9+
SHERIFF	82	0	223	223	17	3	1	54	9	2	3	9
	81	1	77	78	3	4	6	0	0	1	1	3
CHANGE		1-	146+	145+	14+	3+	3-	48+	9+	2+	2+	6+
STATE POLICE	82	9	506	515	104	1	11	18	0	2	37	20
	81	10	493	503	103	7	4	27	0	1	33	17
CHANGE		1-	13+	12+	1+	6-	7+	9-	0	1+	4+	3+
MUNICIPAL	82	32	520	552	34	0	2	0	0	1	6	9
	81	58	451	509	42	0	3	1	0	3	26	15
CHANGE		26-	69+	43+	8-	0	1-	1-	0	2-	20-	6-
CHARLES TOWN PD	82	15	133	148	15	0	1	0	0	1	3	1
	81	24	158	182	11	0	2	0	0	2	14	3
CHANGE		9-	25-	34-	4+	0	1-	0	0	1-	11-	2-
SHEPHERDSTOWN PD	82	0	14	14	0	0	1	0	0	0	0	1
	81	0	5	5	0	0	0	1	0	0	0	0
CHANGE		0	9+	9+	0	0	1+	1-	0	0	0	1+
RANSON PD	82	5	109	114	9	0	0	0	0	0	3	1
	81	23	169	192	23	0	1	0	0	0	10	5
CHANGE		18-	60-	78-	14-	0	1-	0	0	0	7-	4-
HARPERS FERRY PD	82	12	264	276	10	0	0	0	0	0	0	6
	81	11	119	130	8	0	0	0	0	1	2	7
CHANGE		1+	145+	146+	2+	0	0	0	0	1-	2-	1-

KANAWHA CTY TOTAL	82	473	10680	11153	770	18	101	1648	11	77	294	308
	81	674	12131	12805	872	28	129	1123	8	184	251	265
CHANGE		201-	1451-	1652-	102-	10-	28-	525+	3+	107-	43+	43+

RURAL	82	120	6201	6321	257	9	56	1628	9	43	191	161
	81	211	6457	6668	421	18	60	1095	3	105	135	142
CHANGE		91-	256-	347-	164-	9-	4-	533+	6+	62-	56+	19+
SHERIFF	82	50	5078	5128	141	2	19	1596	2	17	176	124
	81	37	4499	4536	215	0	19	1059	1	22	104	91
CHANGE		13+	579+	592+	74-	2+	0	537+	1+	5-	72+	33+
STATE POLICE	82	70	1123	1193	116	7	37	32	7	25	15	37
	81	174	1958	2132	206	18	41	36	2	83	31	51
CHANGE		104-	835-	939-	90-	11-	4-	4-	5+	57-	16-	14-
MUNICIPAL	82	353	4479	4832	513	9	45	20	2	34	103	147
	81	463	5674	6137	451	10	69	28	5	79	116	123
CHANGE		110-	1195-	1305-	62+	1-	24-	8-	3-	45-	13-	24+
BELLE PD	82	0	14	14	0	0	0	0	0	0	0	0
	81	0	18	18	0	0	0	0	0	0	0	0
CHANGE		0	4-	4-	0	0	0	0	0	0	0	0
CHARLESTON PD	82	195	2480	2675	436	6	32	18	2	28	91	108
	81	220	3308	3528	351	8	56	21	4	69	98	91
CHANGE		25-	828-	853-	85+	2-	24-	3-	2-	41-	7-	17+
DUNBAR PD	82	27	328	355	24	3	2	2	0	1	11	11
	81	33	284	317	24	1	3	3	0	4	5	5
CHANGE		6-	44+	38+	0	2+	1-	1-	0	1+	7+	6+
NITRO PD	82	30	399	429	13	0	0	0	0	0	1	3
	81	46	470	516	11	1	0	0	0	0	5	4
CHANGE		16-	71-	87-	2+	1-	0	0	0	0	4-	1-
ST ALBANS PD	82	27	328	355	14	0	10	0	0	2	0	7
	81	39	418	457	9	0	10	0	0	7	5	4
CHANGE		12-	90-	102-	5+	0	0	1-	0	5-	5-	3+
SOUTH CHARLESTON PD	82	68	644	712	16	0	1	0	0	1	0	15
	81	116	696	812	38	0	0	3	1	3	0	14
CHANGE		48-	52-	100-	22-	0	1+	3-	1-	2-	0	1+
CHESAPEAKE PD	82	1	2	3	2	0	0	0	0	0	0	0
	81	4	34	38	2	0	0	0	0	0	0	0
CHANGE		3-	32-	35-	0	0	0	0	0	0	0	0
MARMET PD	82	1	39	40	0	0	0	0	0	0	0	1
	81	1	42	43	0	0	0	0	0	0	0	1
CHANGE		0	3-	3-	0	0	0	0	0	0	0	0
EAST BANK PD	82	0	1	1	0	0	0	0	0	0	0	0
	81	1	21	22	0	0	0	0	0	0	0	0
CHANGE		1-	20-	21-	0	0	0	0	0	0	0	0

JAN THRU DEC 82-81

	COML VICE	SEX OFFENSES	NARCOTIC AND DRUG	GAMBLING	ARRESTS BY FAMILY OFFENSES	PAGE 26 CHARGE DRIVING UND INFL	AND AGENCY LIQUOR LAWS	TYPE DRUNK-ENNESS	DISORD CONDICT	VAGRANCY	OTHER OFFENSES	SUSPICION	CURFEW LOITER	RUN-AWAYS
0182Z	0 0 0	5 2 3+	8 3 5+	0 0 0	0 2- 2-	43 44 1-	0 6 6-	190 121 63+	3 0 3+	0 3 0	58 26 42+	0 0 0	0 0 0	0 1 1-
01801	0 0 0	5 2 3+	8 3 5+	0 0 0	0 1 1-	13 23 10-	0 0 0	62 46 16+	3 0 3+	0 0 0	51 19 32+	0 0 0	0 0 0	0 1 1-
01802	0 0 0	0 0 0	0 0 0	0 0 0	0 1 1-	30 21 9+	0 6 6-	128 75 53+	0 0 0	0 0 0	17 7 10+	0 0 0	0 0 0	0 0 0
019AL	0 0 0	12 4 8+	33 44 11-	0 0 0	2 4 2-	124 134 10-	5 13 8-	472 413 59+	69 65 4+	2 1 1+	224 108 116+	0 0 0	2 1 1+	2 4 2-
019RU	0 0 0	9 4 5+	25 33 8-	0 0 0	1 2 1-	62 86 24-	0 0 0	262 212 50+	13 5 5	1 0 1+	74 30 44+	0 0 0	0 0 0	0 0 0
01950	0 0 0	1 0 1+	2 3 1-	0 0 0	0 0 0	0 16 16-	0 0 0	54 36 18+	13 4 9+	1 0 1+	54 2 52+	0 0 0	0 0 0	0 0 0
0195P	0 0 0	8 4 4+	23 30 7-	0 0 0	1 2 1-	62 70 8-	0 0 0	208 176 32+	0 1 1-	0 0 0	20 23 8-	0 0 0	0 0 0	0 0 0
0192Z	0 0 0	3 0 3+	8 11 3-	0 0 0	1 2 1-	62 48 14+	5 13 8-	210 201 9+	56 60 4-	1 1 0	150 78 72+	0 0 0	2 1 1+	2 4 2-
01901	0 0 0	1 0 1+	1 3 2-	0 0 0	1 1 0	20 7 13+	1 0 1+	70 99 29-	19 20 1-	1 1 0	11 19 8-	0 0 0	0 0 0	2 0 2+
01902	0 0 0	0 0 0	0 0 0	0 0 0	0 0 0	9 2 7+	0 0 0	3 1 2+	0 0 0	0 0 0	0 1 1-	0 0 0	0 0 0	0 0 0
01903	0 0 0	0 0 0	0 8 8-	0 0 0	0 0 0	16 32 16-	0 13 13-	72 61 11+	11 35 24-	0 0 0	2 1 1+	0 0 0	0 0 0	0 3 3-
01904	0 0 0	2 0 2+	7 0 7+	0 0 0	0 1 1-	17 7 10+	4 0 4+	65 40 25+	26 5 21+	0 0 0	137 57 80+	0 0 0	2 1 1+	0 1 1-
020AL	39 63 24-	50 53 3-	249 286 37-	22 6 16+	217 187 30+	893 1079 186-	62 53 9+	3740 5703 1963-	233 167 66+	1 0 1+	2328 2256 72+	0 0 0	50 52 2-	42 40 2+
020RU	0 1 1-	12 13 1-	119 154 35-	0 0 0	217 181 36+	389 606 217-	15 10 5+	1328 1881 553-	0 3 3-	0 0 0	1869 1821 48+	0 0 0	0 0 0	18 19 1-
020S0	0 1 1-	4 2 2+	90 79 11+	0 0 0	217 176 41+	228 248 20-	0 0 0	931 1093 162-	0 0 0	0 0 0	1573 1416 157+	0 0 0	0 0 0	8 10 2-
020SP	0 0 0	8 11 3-	29 75 46-	0 0 0	0 5 5-	161 358 197-	15 10 5+	397 788 391-	0 3 3-	0 0 0	296 405 109-	0 0 0	0 0 0	10 9 1+
020ZZ	39 62 23-	38 40 2-	130 132 2-	22 6 16+	0 6 6-	504 473 31+	47 43 4+	2412 3822 1410-	233 164 69+	1 0 1+	459 435 24+	0 0 0	50 52 2-	24 21 3+
02001	0 0 0	0 0 0	0 0 0	0 0 0	0 0 0	1 3 2-	0 0 0	11 15 4-	2 0 2+	0 0 0	0 0 0	0 0 0	0 0 0	0 0 0
02002	39 62 23-	28 34 6-	86 90 4-	22 4 18+	0 0 0	188 120 68+	1 1 0	1232 2189 957-	107 44 63+	0 0 0	228 267 39-	0 0 0	2 2 2+	21 19 2+
02003	0 0 0	2 3 1-	21 16 5+	0 0 0	0 5 5-	68 45 23+	20 7 13+	145 149 4-	10 12 2-	0 0 0	35 40 5-	0 0 0	0 0 0	0 0 0
02004	0 0 0	1 0 1+	7 3 4+	0 0 0	0 0 0	96 109 13-	1 1 0	192 300 108-	28 24 4+	1 0 1+	71 47 24+	0 0 0	15 10 5+	0 1 1-
02005	0 0 0	4 3 1+	0 2 2-	0 0 0	0 1 1-	53 57 4-	17 21 4-	211 317 106-	17 12 5+	0 0 0	11 6 5+	0 0 0	9 2 7+	0 0 0
02006	0 0 0	3 0 3+	8 9 1-	0 0 0	0 0 0	85 94 9-	7 6 1+	420 515 95-	52 46 6+	0 0 0	78 42 36+	0 0 0	24 40 16-	2 1 1+
02007	0 0 0	0 0 0	0 3 3-	0 2 2-	0 0 0	0 16 16-	0 6 6-	1 8 7-	0 0 0	0 0 0	0 1 1-	0 0 0	0 0 0	0 0 0
02008	0 0 0	0 0 0	1 0 1+	0 0 0	0 0 0	10 5 5+	0 0 0	20 36 16-	7 0 7+	0 0 0	0 1 1-	0 0 0	0 0 0	1 0 1+
02011	0 0 0	0 0 0	0 3 3-	0 0 0	0 0 0	1 2 1-	0 0 0	0 17 17-	0 0 0	0 0 0	0 0 0	0 0 0	0 0 0	0 0 0

AGENCY	82	81	CHANGE	JUVENILE	ADULTS	GRAND TOTAL	OTHER ASSAULTS	ARSON	FORGERY	FR:UD	EMBEZZLE	STOLEN PROPERTY	VANDAL	ILLEGAL WEAPONS
GLASGOW PD	82	81	CHANGE	0	3	3	0	0	0	0	0	0	0	0
CLENDENIN PD	82	81	CHANGE	0	171	171	8	0	0	0	0	0	0	1
CEDAR GROVE PD	82	81	CHANGE	3	68	71	0	0	0	0	0	2	0	1
PRATT PD	82	81	CHANGE	0	0	0	0	0	0	0	0	0	0	0
HANDLEY PD	82	81	CHANGE	0	0	0	0	0	0	0	0	0	0	0
W VA ST COLLEGE SECURITY	82	81	CHANGE	1	2	3	0	0	0	0	0	0	0	0
LEWIS CTY TOTAL	82	81	CHANGE	12	569	581	36	1	0	2	0	2	0	53
RURAL	82	81	CHANGE	9	369	378	36	1	0	2	0	2	0	53
SHERIFF	82	81	CHANGE	6	336	342	34	0	0	0	0	2	0	52
STATE POLICE	82	81	CHANGE	3	33	36	2	1	0	2	0	0	0	1
MUNICIPAL	82	81	CHANGE	3	200	203	0	0	0	0	0	0	0	0
WESTON PD	82	81	CHANGE	3	200	203	0	0	0	0	0	0	0	0
LINCOLN CTY TOTAL	82	81	CHANGE	32	287	319	18	10	7	26	0	18	10	20
RURAL	82	81	CHANGE	32	284	316	18	10	7	26	0	18	10	20
SHERIFF	82	81	CHANGE	7	95	102	13	0	1	26	0	0	5	13
STATE POLICE	82	81	CHANGE	25	189	214	5	10	6	0	0	18	5	7
MUNICIPAL	82	81	CHANGE	0	3	3	0	0	0	0	0	0	0	0
HAMLIN PD	82	81	CHANGE	0	3	3	0	0	0	0	0	0	0	0
LOGAN CTY TOTAL	82	81	CHANGE	76	1689	1765	136	6	10	5	1	26	37	48
RURAL	82	81	CHANGE	73	1386	1459	116	6	10	5	0	18	34	36
SHERIFF	82	81	CHANGE	1	871	872	11	0	1	0	0	0	0	20
STATE POLICE	82	81	CHANGE	72	515	587	105	6	9	5	0	18	34	16
MUNICIPAL	82	81	CHANGE	3	303	306	20	0	0	0	1	8	3	12
LOGAN PD	82	81	CHANGE	0	124	124	10	0	0	0	0	0	3	8
MAN PD	82	81	CHANGE	1	47	48	3	0	0	0	1	8	0	0

JAN THRU DEC 82-81

PAGE 30

	CCML VICE	SEX OFFENSES	MARCOTIC AND DRUG	PART II GAMBLING	ARRESTS BY FAMILY OFFENSES	DRIVING UND INFL	CHARGE AND LIQUOR LAWS	AGENCY TYPE DRUNK-ENNESS	DISORD CONDUCT	VAGRANCY	OTHER OFFENSES	SUSPICION	CURFEW LOITER	RUN-AWAYS
02013	0	0	0	0	0	0	0	3	0	0	0	0	0	0
	0	9	0	0	0	0	0	3	0	0	0	0	0	0
	0	0	0	0	0	0	0	0	0	0	0	0	0	0
02014	0	0	5	0	0	0	1	122	10	0	24	0	0	0
	0	0	5	0	0	10	0	136	26	0	19	0	0	0
	0	0	0	0	0	10-	1+	14-	16-	0	5+	0	0	0
02016	0	0	1	0	0	2	0	54	0	0	11	0	0	0
	0	0	1	0	0	11	1	137	0	0	12	0	0	0
	0	0	0	0	0	9-	1-	83-	0	0	1-	0	0	0
02017	0	0	0	0	0	0	0	0	0	0	0	0	0	0
	0	0	0	0	0	0	0	0	0	0	0	0	0	0
	0	0	0	0	0	0	0	0	0	0	0	0	0	0
02018	0	0	0	0	0	0	0	0	0	0	0	0	0	0
	0	0	0	0	0	1	0	0	0	0	0	0	0	0
	0	0	0	0	0	1-	0	0	0	0	0	0	0	0
02020	0	0	1	0	0	0	0	1	0	0	1	0	0	0
	0	0	1+	0	0	0	0	1+	0	0	1+	0	0	0
021AL	0	0	7	1	2	52	1	241	6	0	175	0	0	2
	0	4	26	0	7	92	0	417	15	1	148	0	0	2
	0	4-	19-	1+	5-	40-	1+	176-	9-	1-	27+	0	0	0
021RU	0	0	7	1	2	49	1	110	0	0	112	0	0	2
	0	4	26	0	7	66	0	216	1	0	105	0	0	2
	0	4-	19-	1+	5-	17-	1+	106-	1-	0	7+	0	0	0
02150	0	0	7	1	2	39	1	103	0	0	101	0	0	0
	0	2	22	0	7	54	0	190	1	0	84	0	0	0
	0	2-	15-	1+	5-	15-	1+	87-	1-	0	17+	0	0	0
021SP	0	0	0	0	0	10	0	7	0	0	11	0	0	2
	0	2	4	0	0	12	0	26	0	0	21	0	0	2
	0	2-	4-	0	0	2-	0	19-	0	0	10-	0	0	0
021ZZ	0	0	0	0	0	3	0	131	6	0	63	0	0	0
	0	0	0	0	0	26	0	201	14	1	43	0	0	0
	0	0	0	0	0	23-	0	70-	8-	1-	20+	0	0	0
02101	0	0	0	0	0	3	0	131	6	0	63	0	0	0
	0	0	0	0	0	26	0	201	14	1	43	0	0	0
	0	0	0	0	0	23-	0	70-	8-	1-	20+	0	0	0
022AL	0	5	11	0	6	20	4	94	8	0	50	0	1	11
	0	2	14	0	2	28	8	166	12	1	45	0	0	5
	0	3+	3-	0	4+	4-	4-	72-	1-	1-	5+	0	1+	4
022RU	0	5	11	0	6	20	4	91	8	0	50	0	1	11
	0	2	14	0	2	24	7	153	12	1	45	0	0	5
	0	3+	3-	0	4+	4-	5-	62-	4-	1-	5+	0	1+	6+
02250	0	0	4	0	5	5	3	17	1	0	4	0	0	5
	0	0	4	0	1	5	7	40	5	0	8	0	0	3
	0	0	0	0	4+	0	4-	23-	4-	0	4-	0	0	2+
022SP	0	5	7	0	1	15	1	74	7	0	46	0	1	6
	0	2	10	0	1	19	0	113	7	1	37	0	0	2
	0	3+	3-	0	0	4-	1+	39-	0	1-	9+	0	1+	4+
022ZZ	0	0	0	0	0	0	0	3	0	0	0	0	0	0
	0	0	0	0	0	4	1	13	0	0	0	0	0	0
	0	0	0	0	0	4-	1-	10-	0	0	0	0	0	0
02201	0	0	0	0	0	0	0	3	0	0	0	0	0	0
	0	0	0	0	0	4	1	13	0	0	0	0	0	0
	0	0	0	0	0	4-	1-	10-	0	0	0	0	0	0
023AL	0	2	68	0	3	93	24	851	13	1	429	0	1	11
	1	2	98	17	7	121	2	1611	12	2	620	0	2	2
	1-	0	30-	17-	4-	28-	22+	760-	1+	1-	191-	0	1-	9+
023RU	0	1	50	0	3	75	24	657	2	0	410	0	1	11
	0	0	74	17	7	114	2	1362	2	0	617	0	0	2
	0	1+	26-	17-	4-	39-	22+	705-	0	0	207-	0	1+	9+
02350	0	0	33	0	0	40	0	439	0	0	328	0	0	0
	0	0	40	16	0	59	0	844	0	0	495	0	0	0
	0	0	7-	16-	0	19-	0	405-	0	0	168-	0	0	0
023SP	0	1	17	0	3	35	24	218	2	0	82	0	1	11
	0	0	36	1	7	55	2	518	2	0	121	0	0	2
	0	1+	19-	1-	4-	20-	22+	300-	0	0	39-	0	1+	9+
023ZZ	0	1	18	0	0	18	0	194	11	1	19	0	0	0
	1	2	22	0	0	7	0	249	10	2	3	0	2	0
	1-	1-	4-	0	0	11+	0	55-	1+	1-	16+	0	2-	0
02301	0	1	4	0	0	0	0	94	3	0	1	0	0	0
	1	0	6	0	0	0	0	51	5	2	0	0	2	0
	1-	1+	2-	0	0	0	0	43+	2-	2-	1+	0	2-	0
02302	0	0	1	0	0	9	0	19	0	0	7	0	0	0
	0	1	0	0	0	1	0	37	5	0	0	0	0	0
	0	1-	1+	0	0	8+	0	18-	5-	0	7+	0	0	0

PART II ARRESTS BY CHARGE AND AGENCY TYPE
 JUVENILE ADULTS GRAND TOTAL OTHER ASSAULTS

ARSON FORGERY FRAUD EMBEZZLE STOLEN PROPERTY VANDAL ILLEGAL WEAPONS

AGENCY	82	81	CHANGE	JUVENILE	ADULTS	GRAND TOTAL	OTHER ASSAULTS	ARSON	FORGERY	FRAUD	EMBEZZLE	STOLEN PROPERTY	VANDAL	ILLEGAL WEAPONS	
CHAPMANVILLE PD	82	81	CHANGE	2	132	134	7	0	0	0	0	0	0	4	
				0	189	189	0	0	0	0	0	0	0	2	
				2+	57-	55-	7+	0	0	0	0	0	0	2+	

MCDOWELL CTY TOTAL	82	81	CHANGE	19	1300	1319	35	4	3	7	32	4	12	47	
				25	1568	1593	43	0	7	3	0	6	15	52	
				6-	268-	274-	8-	4+	4-	4+	32+	2-	3-	5-	

RURAL	82	81	CHANGE	15	694	709	22	4	3	7	32	4	12	42	
				19	530	549	27	0	7	3	0	4	10	42	
				4-	164+	160+	5-	4+	4-	4+	32+	0	2+	6-	
SHERIFF	82	81	CHANGE	6	404	410	0	0	0	0	0	0	0	33	
				10	337	347	16	0	3	0	0	2	0	44	
				4-	67+	63+	16-	0	3-	0	0	2-	0	11-	
STATE POLICE	82	81	CHANGE	9	290	299	22	4	3	7	32	4	12	9	
				9	193	202	11	0	4	3	0	2	10	4	
				0	97+	97+	11+	4+	1-	4+	32+	2+	2+	5+	
MUNICIPAL	82	81	CHANGE	4	606	610	13	0	0	0	0	0	0	5	
				6	1038	1044	16	0	0	0	0	2	5	4	
				2-	432-	434-	3-	0	0	0	0	2-	5-	1+	
KEYSTONE PD	82	81	CHANGE	0	0	0	0	0	0	0	0	0	0	0	
				0	0	0	0	0	0	0	0	0	0	0	
				0	0	0	0	0	0	0	0	0	0	0	
WAR PD	82	81	CHANGE	0	251	251	0	0	0	0	0	0	0	0	
				0	294	294	4	0	0	0	0	0	0	0	
				0	43-	43-	4-	0	0	0	0	0	0	0	
WELCH PD	82	81	CHANGE	0	0	0	0	0	0	0	0	0	0	0	
				0	285	285	0	0	0	0	0	0	0	0	
				0	285-	285-	0	0	0	0	0	0	0	0	
ANAWALT PD	82	81	CHANGE	0	8	8	0	0	0	0	0	0	0	0	
				1	14	15	0	0	0	0	0	0	0	0	
				1-	6-	7-	0	0	0	0	0	0	0	0	
GARY PD	82	81	CHANGE	1	22	23	1	0	0	0	0	0	0	0	
				2	52	54	1	0	0	0	0	2	0	0	
				1-	30-	31-	0	0	0	0	0	0	0	0	
NORTH FORK PD	82	81	CHANGE	0	11	11	0	0	0	0	0	0	0	0	
				0	11	11	0	0	0	0	0	0	0	0	
				0	0	0	0	0	0	0	0	0	0	0	
DAVY PD	82	81	CHANGE	0	79	79	2	0	0	0	0	0	0	0	
				0	66	66	1	0	0	0	0	0	0	1-	
				0	13+	13+	1+	0	0	0	0	0	0	0	
KIMBALL PD	82	81	CHANGE	0	23	23	0	0	0	0	0	0	0	0	
				0	0	0	0	0	0	0	0	0	0	0	
				0	23+	23+	0	0	0	0	0	0	0	0	
IEAGER PD	82	81	CHANGE	0	71	71	0	0	0	0	0	0	0	5	
				3	140	143	0	0	0	0	0	0	3	0	
				3-	69-	72-	0	0	0	0	0	0	3-	5+	
BRADSHAW PD	82	81	CHANGE	3	141	144	10	0	0	0	0	0	0	0	
				0	176	176	10	0	0	0	0	0	2	3	
				3+	35-	32-	0	0	0	0	0	0	2-	3-	

MARION CTY TOTAL	82	81	CHANGE	76	2567	2643	246	7	24	72	4	35	38	79	
				103	2850	2953	255	10	34	81	6	25	26	65	
				27-	283-	310-	9-	3-	10-	9-	2-	10+	12+	14+	

RURAL	82	81	CHANGE	20	1269	1289	179	4	14	64	2	22	33	56	
				25	1098	1123	108	3	19	69	6	18	26	36	
				5-	171+	166+	71+	1+	5-	5-	4-	4+	7+	20+	
SHERIFF	82	81	CHANGE	7	1057	1064	174	0	12	48	1	15	33	48	
				7	764	771	98	3	10	2	1	8	26	26	
				0	293+	293+	76+	3-	2+	46+	0	7+	7+	22+	
STATE POLICE	82	81	CHANGE	13	212	225	5	4	2	16	1	7	0	8	
				18	334	352	10	0	9	57	5	10	0	10	
				5-	122-	127-	5-	4+	7-	51-	4-	3-	0	2-	
MUNICIPAL	82	81	CHANGE	56	1298	1354	67	3	10	8	2	13	5	23	
				78	1752	1830	147	7	15	12	0	7	0	29	
				22-	454-	476-	80-	4-	5-	4-	2+	6+	5+	6-	
FAIRMONT PD	82	81	CHANGE	54	1234	1288	63	2	10	8	2	13	5	21	
				75	1624	1699	144	7	14	12	0	7	0	29	
				21-	390-	411-	81-	5-	4-	4-	2+	6+	5+	8-	
MANNINGTON PD	82	81	CHANGE	0	34	34	1	1	0	0	0	0	0	0	
				0	107	107	1	0	1	0	0	0	0	0	
				0	73-	73-	0	1+	1-	0	0	0	0	0	
RIVESVILLE PD	82	81	CHANGE	0	1	1	0	0	0	0	0	0	0	0	
				0	2	2	0	0	0	0	0	0	0	0	
				0	1-	1-	0	0	0	0	0	0	0	0	
MONONGAH PD	82	81	CHANGE	1	5	6	0	0	0	0	0	0	0	0	
				0	4	4	0	0	0	0	0	0	0	0	
				1+	1+	2+	0	0	0	0	0	0	0	0	
FAIRVIEW PD	82	81	CHANGE	0	5	5	0	0	0	0	0	0	0	0	
				0	1	1	0	0	0	0	0	0	0	0	
				0	4+	4+	0	0	0	0	0	0	0	0	

	COML VICE	SEX OFFENSES	NARCOTIC AND DRUG	GAMBLING	ARRESTS BY FAMILY OFFENSES	CHARGE DRIVING UND INFL	LIQUOR LAWS	AGENCY TYPE DRUNK-ENNESS	DISORD CONDUCT	VAGRANCY	OTHER OFFENSES	SUSPICION	CURFEW LOITER	RUN-AWAYS
02303	0	0	13	0	0	9	0	81	8	1	11	0	0	0
	0	1	14	0	0	6	0	161	0	0	3	0	0	0
	0	1-	3-	0	0	3+	0	80-	8+	1+	8+	0	0	0

024AL	0	1	14	18	2	94	9	590	14	7	422	0	0	2
	0	0	26	0	4	64	64	966	23	0	317	0	0	0
	0	0	10-	18+	2-	30+	55-	376-	9-	7+	105+	0	0	0

024RU	0	1	8	18	0	52	5	122	0	6	369	0	0	2
	0	0	21	0	4	33	2	152	0	0	236	0	0	2
	0	1+	13-	18+	4-	19+	3+	30-	0	6+	133+	0	0	0
02450	0	0	0	0	0	22	0	57	0	0	297	0	0	1
	0	0	5	0	2	19	0	58	0	0	198	0	0	0
	0	0	5-	0	2-	3+	0	1-	0	0	99+	0	0	1+
0249P	0	1	8	18	0	30	5	65	0	6	72	0	0	1
	0	0	16	0	2	14	2	94	0	0	38	0	0	2
	0	1+	8-	18+	2-	16+	3+	29-	0	6+	34+	0	0	1-
024ZZ	0	0	8	0	2	42	4	468	14	1	53	0	0	0
	0	1	3	0	2	31	62	814	23	0	81	0	0	0
	0	1-	3+	0	2+	11+	58-	346-	9-	1+	28-	0	0	0
02401	0	0	0	0	0	0	0	0	0	0	0	0	0	0
	0	0	0	0	0	0	0	0	0	0	0	0	0	0
	0	0	0	0	0	0	0	0	0	0	0	0	0	0
02402	0	0	0	0	0	1	0	250	0	0	0	0	0	0
	0	0	0	0	0	0	0	22	0	0	0	0	0	0
	0	0	0	0	0	1+	0	268	0	0	0	0	0	0
	0	0	0	0	0	0	0	18-	0	0	0	0	0	0
02403	0	0	0	0	0	0	0	0	0	0	0	0	0	0
	0	0	0	0	0	12	40	188	1	0	44	0	0	0
	0	0	0	0	0	12-	40-	188-	1-	0	44-	0	0	0
02404	0	0	0	0	0	2	0	6	0	0	0	0	0	0
	0	0	0	0	0	1	0	14	0	0	0	0	0	0
	0	0	0	0	0	1+	0	8-	0	0	0	0	0	0
02405	0	0	2	0	0	7	0	13	0	0	0	0	0	0
	0	1	3	0	0	11	0	36	0	0	0	0	0	0
	0	1-	1-	0	0	4-	0	23-	0	0	0	0	0	0
02406	0	0	0	0	0	0	0	6	0	0	5	0	0	0
	0	0	1	0	0	1	0	9	0	0	0	0	0	0
	0	0	1-	0	0	1-	0	3-	0	0	5+	0	0	0
02407	0	0	0	0	0	2	0	55	0	0	20	0	0	0
	0	0	0	0	0	1	0	52	0	0	11	0	0	0
	0	0	0	0	0	1+	0	3+	0	0	9+	0	0	0
02408	0	0	2	0	0	15	0	6	0	0	0	0	0	0
	0	0	0	0	0	0	0	0	0	0	0	0	0	0
	0	0	2+	0	0	15+	0	6+	0	0	0	0	0	0
02409	0	0	4	0	0	0	0	54	8	0	0	0	0	0
	0	0	0	0	0	0	0	135	5	0	0	0	0	0
	0	0	4+	0	0	0	0	81-	3+	0	0	0	0	0
02412	0	0	0	0	2	15	4	78	6	1	28	0	0	0
	0	0	1	0	0	5	0	112	17	0	26	0	0	0
	0	0	1-	0	2+	10+	4+	34-	11-	1+	2+	0	0	0

025AL	0	0	49	26	8	342	1	903	2	0	800	0	1	6
	0	3	61	43	3	297	12	1274	6	1	738	0	3	10
	0	3-	12-	17-	5+	45+	11-	371-	4-	1-	62+	0	2-	4-

025RU	0	0	35	16	7	136	0	275	0	0	440	0	0	6
	0	3	41	17	1	142	2	310	0	1	316	0	0	5
	0	3-	6-	1-	6+	6-	2-	33-	0	1-	124+	0	0	1+
02590	0	0	21	0	6	104	0	215	0	0	387	0	0	0
	0	2	22	0	0	72	0	251	0	0	247	0	0	3
	0	2-	1-	0	6+	32+	0	36-	0	0	140+	0	0	3-
0259P	0	0	14	16	1	32	0	60	0	0	53	0	0	6
	0	1	19	17	1	70	2	59	0	1	69	0	0	2
	0	1-	5-	1-	0	38-	2-	1+	0	1-	16-	0	0	4+
025ZZ	0	0	14	10	1	206	1	628	2	0	360	0	1	0
	0	0	20	26	2	155	10	964	6	0	422	0	3	5
	0	0	6-	16-	1-	51+	9-	336-	4-	0	62-	0	2-	5-
02501	0	0	11	10	1	193	1	587	1	0	360	0	0	0
	0	0	19	26	2	150	10	852	2	0	420	0	0	5
	0	0	8-	16-	1-	43+	9-	265-	1-	0	60-	0	0	5-
02502	0	0	2	0	0	0	0	29	1	0	0	0	0	0
	0	0	1	0	0	0	0	98	4	0	2	0	0	0
	0	0	1+	0	0	0	0	69-	3-	0	2-	0	0	0
02503	0	0	0	0	0	1	0	0	0	0	0	0	0	0
	0	0	0	0	0	2	0	0	0	0	0	0	0	0
	0	0	0	0	0	1-	0	0	0	0	0	0	0	0
02504	0	0	0	0	0	3	0	3	0	0	0	0	0	0
	0	0	0	0	0	0	0	4	0	0	0	0	0	0
	0	0	0	0	0	3+	0	1-	0	0	0	0	0	0
02505	0	0	0	0	0	0	0	5	0	0	0	0	0	0
	0	0	0	0	0	1	0	0	0	0	0	0	0	0
	0	0	0	0	0	1-	0	5+	0	0	0	0	0	0

PART II ARRESTS BY CHARGE AND AGENCY TYPE
 JUVENILE ADULTS GRAND TOTAL OTHER ASSAULTS ARSON FORGERY FRAUD EMBEZZLE STOLEN PROPERTY VANDAL ILLEGAL WEAPONS

	82	81	CHANGE	JUVENILE	ADULTS	GRAND TOTAL	OTHER ASSAULTS	ARSON	FORGERY	FRAUD	EMBEZZLE	STOLEN PROPERTY	VANDAL	ILLEGAL WEAPONS
FARMINGTON PD	82	0	4	4	2	0	0	0	0	0	0	0	0	0
	81	0	9	9	0	0	0	0	0	0	0	0	0	0
	CHANGE	0	5-	5-	0	0	0	0	0	0	0	0	0	0
GRANT TOWN PD	82	1	15	16	1	0	0	0	0	0	0	0	0	2
	81	3	5	8	0	0	0	0	0	0	0	0	0	0
	CHANGE	2-	10+	8+	1+	0	0	0	0	0	0	0	0	2+
WORTHINGTON PD	82	0	0	0	0	0	0	0	0	0	0	0	0	0
	81	0	0	0	0	0	0	0	0	0	0	0	0	0
	CHANGE	0	0	0	0	0	0	0	0	0	0	0	0	0

MARSHALL CTY TOTAL	82	108	1137	1245	94	6	10	190	2	14	29	53		
	81	111	1073	1184	99	1	9	103	0	13	25	38		
	CHANGE	3-	64+	61+	5-	5+	1+	87+	2+	1+	4+	15+		

RURAL	82	14	586	600	63	3	9	187	1	10	7	46		
	81	11	428	439	63	2+	8	100	0	6	1	29		
	CHANGE	3+	158+	161+	0	0	1+	87+	1+	4+	6+	17+		
SHERIFF	82	9	503	512	57	3	4	187	1	10	5	45		
	81	1	273	274	43	1	0	97	0	1	1	27		
	CHANGE	8+	230+	238+	14+	2+	4+	90+	1+	9+	4+	18+		
STATE POLICE	82	5	83	88	6	0	5	0	0	0	2	1		
	81	10	155	165	20	0	8	3	0	5	0	2-		
	CHANGE	5-	72-	77-	14-	0	3-	3-	0	5-	0	1-		
MUNICIPAL	82	94	551	645	31	3	1	3	1	4	22	7		
	81	100	645	745	36	0	1	3	0	7	24	9		
	CHANGE	6-	94-	100-	5-	3+	0	0	1+	3-	2-	2-		
BENWOOD PD	82	36	83	119	9	0	0	0	1	0	17	0		
	81	30	48	78	6	0	0	0	0	0	10	0		
	CHANGE	6+	35+	41+	3+	0	0	0	1+	0	7+	0		
CAMERON PD	82	3	86	89	0	0	0	0	0	0	0	0		
	81	8	88	96	2	0	0	0	0	0	1	0		
	CHANGE	5-	2-	7-	2-	0	0	0	0	0	1-	0		
GLEN DALE PD	82	0	27	27	0	0	0	2	0	0	0	1		
	81	1	54	55	1	0	0	0	0	0	0	0		
	CHANGE	1-	27-	28-	1-	0	0	2+	0	0	0	1+		
MCMECHEN PD	82	1	62	63	0	1	0	0	0	1	0	1		
	81	0	34	34	0	0	0	0	0	0	0	0		
	CHANGE	1+	28+	29+	0	1+	0	0	0	1+	0	1+		
MOUNDSVILLE PD	82	54	293	347	22	2	1	1	0	3	5	5		
	81	61	421	482	27	2	1	3	0	7	13	9		
	CHANGE	7-	128-	135-	5-	2+	0	2-	0	4-	8-	4-		

MASON CTY TOTAL	82	152	1069	1221	131	24	9	209	2	6	25	41		
	81	27	750	777	23	0	8	24	0	4	13	30		
	CHANGE	125+	319+	444+	108+	24+	1+	185+	2+	2+	12+	11+		

RURAL	82	123	649	772	110	24	9	209	2	4	10	33		
	81	12	292	304	15	0	8	125	0	4	5	26		
	CHANGE	111+	357+	468+	95+	24+	1+	184+	2+	0	5+	7+		
SHERIFF	82	100	594	694	107	9	9	209	2	4	10	33		
	81	2	187	189	7	0	4	19	0	1	5	26		
	CHANGE	98+	407+	505+	100+	9+	5+	190+	2+	3+	5+	7+		
STATE POLICE	82	23	55	78	3	15	0	0	0	0	0	0		
	81	10	105	115	8	0	4	5	0	3	0	0		
	CHANGE	13+	50-	37-	5-	15+	4-	5-	0	3-	0	0		
MUNICIPAL	82	29	420	449	21	0	0	0	0	2	15	8		
	81	15	458	473	8	0	0	0	0	0	8	4		
	CHANGE	14+	38-	24-	13+	0	0	0	0	2+	7+	4+		
POINT PLEASANT PD	82	5	311	316	6	0	0	0	0	1	8	6		
	81	8	355	363	5	0	0	0	0	0	6	3		
	CHANGE	3-	44-	47-	1+	0	0	0	0	1+	2+	3+		
NEW HAVEN PD	82	15	43	58	11	0	0	0	0	0	7	2		
	81	2	16	18	3	0	0	0	0	0	2	0		
	CHANGE	13+	27+	40+	8+	0	0	0	0	0	5+	2+		
MASON PD	82	9	49	58	4	0	0	0	0	1	0	0		
	81	5	83	88	0	0	0	0	0	0	0	1		
	CHANGE	4+	34-	30-	4+	0	0	0	0	1+	0	1-		
HENDERSON PD	82	0	17	17	0	0	0	0	0	0	0	0		
	81	0	3	3	0	0	0	0	0	0	0	0		
	CHANGE	0	14+	14+	0	0	0	0	0	0	0	0		
HARTFORD PD	82	0	0	0	0	0	0	0	0	0	0	0		
	81	0	0	0	0	0	0	0	0	0	0	0		
	CHANGE	0	0	0	0	0	0	0	0	0	0	0		
LEON PD	82	0	0	0	0	0	0	0	0	0	0	0		
	81	0	1	1	0	0	0	0	0	0	0	0		
	CHANGE	0	1-	1-	0	0	0	0	0	0	0	0		

MERCER CTY TOTAL	82	139	3255	3394	308	0	62	401	3	58	62	94		
	81	105	3325	3430	147	5	92	420	3	76	41	89		
	CHANGE	34+	70-	36-	161+	5-	30-	19-	0	18-	21+	5+		

JAN THRU DEC 82-81

PART II
NARCOTIC GAMBLING
AND DRUG

PAGE 38
ARRESTS BY CHARGE
FAMILY DRIVING
OFFENSES UND INFL
LIQUOR
LAMS

AND AGENCY TYPE
DRUNK-
ENNESS

DISORD VAGRANCY OTHER SUSPICION CURFEW RUN-
CONDUCT OFFENSES LOITER AWAYS

02506	0	0	0	0	0	2	0	0	0	0	0	0	0	0
	0	0	0	0	0	0	0	7	0	0	0	0	0	0
	0	0	0	0	0	2+	0	7-	0	0	0	0	0	0
02507	0	0	1	0	0	7	0	4	0	0	0	0	1	0
	0	0	0	0	0	2	0	3	0	0	0	0	3	0
	0	0	1+	0	0	5+	0	1+	0	0	0	0	2-	0
02508	0	0	0	0	0	0	0	0	0	0	0	0	0	0
	0	0	0	0	0	0	0	0	0	0	0	0	0	0
	0	0	0	0	0	0	0	0	0	0	0	0	0	0

026AL	0	4	23	4	18	104	0	379	153	0	126	0	18	18
	0	4	17	0	13	166	2	450	103	6	104	0	20	11
	0	0	6+	4+	5+	62-	2-	71-	50+	6-	22+	0	2-	7+

026RU	0	3	18	4	11	44	0	71	24	0	97	0	0	2
	0	2	8	0	9	72	0	66	14	0	58	0	0	2
	0	1+	10+	4+	2+	28-	0	5+	10+	0	39+	0	0	0

026S0	0	2	18	0	11	31	0	60	24	0	53	0	0	1
	0	1	6	0	6	21	0	22	13	0	35	0	0	0
	0	1+	12+	0	5+	10+	0	38+	11+	0	18+	0	0	1+

026SP	0	1	0	4	0	13	0	11	0	0	44	0	0	1
	0	1	2	0	3	51	0	44	1	0	23	0	0	2
	0	0	2-	4+	3-	38-	0	33-	1-	0	21+	0	0	1-

026ZZ	0	1	5	0	7	60	0	308	129	0	29	0	18	16
	0	2	9	0	4	94	2	384	89	6	46	0	20	9
	0	1-	4-	0	3+	34-	2-	76-	40+	6-	17-	0	2-	7+

02601	0	1	0	0	7	2	0	43	25	0	3	0	0	11
	0	1	2	0	2	9	0	26	10	1	2	0	0	9
	0	0	2-	0	5+	7-	0	17+	15+	1-	1+	0	0	2+

02602	0	0	0	0	0	0	0	13	57	0	19	0	0	0
	0	0	0	0	0	0	0	26	46	3	14	0	2	0
	0	0	0	0	0	0	2-	13-	11+	3-	5+	0	2-	0

02603	0	0	0	0	0	10	0	14	0	0	0	0	0	0
	0	0	2-	0	0	26	0	23	0	0	3	0	0	0
	0	0	2-	0	0	16-	0	9-	0	0	3-	0	0	0

02604	0	0	0	0	0	21	0	39	0	0	0	0	0	0
	0	0	0	0	0	23	0	9	0	0	0	0	0	0
	0	0	0	0	0	4-	0	30+	0	0	0	0	0	0

02605	0	0	5	0	0	27	0	199	47	0	7	0	18	5
	0	1	5	0	2	34	0	300	33	2	27	0	18	0
	0	1-	0	0	2-	7-	0	101-	14+	2-	20-	0	0	5+

027AL	0	0	22	0	2	130	1	379	8	2	186	0	1	43
	0	2	21	0	2	127	2	423	16	0	74	0	0	8
	0	2-	1+	0	0	3+	1-	44-	8-	2+	112+	0	1+	35+

027RU	0	0	11	0	0	49	0	114	0	0	153	0	1	43
	0	1	11	0	2	45	0	90	4	0	61	0	0	8
	0	1-	0	0	2-	4+	0	24+	4-	0	92+	0	1+	35+

02750	0	0	11	0	0	35	0	92	0	0	137	0	1	35
	0	1	8	0	2	28	0	65	4	0	19	0	0	0
	0	1-	3+	0	2-	7+	0	27+	4-	0	118+	0	1+	35+

027SP	0	0	0	0	0	14	0	22	0	0	16	0	0	8
	0	0	3	0	0	17	0	25	0	0	42	0	0	8
	0	0	3-	0	0	3-	0	3-	0	0	26-	0	0	0

027ZZ	0	0	11	0	2	81	1	265	8	2	33	0	0	0
	0	1	10	0	0	82	2	333	12	0	13	0	0	0
	0	1-	1+	0	2+	1-	1-	68-	4-	2+	20+	0	0	0

02701	0	0	5	0	0	61	0	208	2	0	19	0	0	0
	0	1	8	0	0	60	1	270	4	0	5	0	0	0
	0	1-	3-	0	0	1+	1-	62-	2-	0	14+	0	0	0

02702	0	0	4	0	0	5	0	20	0	0	9	0	0	0
	0	0	1	0	0	2	0	7	2	0	1	0	0	0
	0	0	3+	0	0	3+	0	13+	2-	0	8+	0	0	0

02703	0	0	2	0	2	11	1	25	5	2	5	0	0	0
	0	0	1	0	0	18	1	54	6	0	7	0	0	0
	0	0	1+	0	2+	7-	0	29-	1-	2+	2-	0	0	0

02704	0	0	0	0	0	4	0	12	1	0	0	0	0	0
	0	0	0	0	0	2	0	1	0	0	0	0	0	0
	0	0	0	0	0	2+	0	11+	1+	0	0	0	0	0

02705	0	0	0	0	0	0	0	0	0	0	0	0	0	0
	0	0	0	0	0	0	0	0	0	0	0	0	0	0
	0	0	0	0	0	0	0	0	0	0	0	0	0	0

02706	0	0	0	0	0	0	0	0	0	0	0	0	0	0
	0	0	0	0	0	0	0	1	0	0	0	0	0	0
	0	0	0	0	0	0	0	1-	0	0	0	0	0	0

028AL	1	17	33	0	142	218	1	1504	64	0	412	0	5	9
	0	8	29	6	135	257	0	1661	65	1	374	0	0	21
	1+	9+	4+	6-	7+	39-	1+	157-	1-	1-	38+	0	5+	12-

		JUVENILE	ADULTS	GRAND TOTAL	OTHER ASSAULTS	ARSON	FORGERY	FRAUD	EMBEZZLE	STOLEN PROPERTY	VANDAL	ILLEGAL WEAPONS

RURAL	82	15	1400	1415	264	0	53	400	1	8	53	53
	81	25	1520	1545	125	3	28	418	1	29	36	61
	CHANGE	10-	120-	130-	139+	3-	35-	18-	0	21-	17+	8-
SHERIFF	82	5	1184	1189	253	0	12	400	1	4	53	41
	81	10	1197	1207	109	3	49	411	1	16	36	50
	CHANGE	5-	13-	18-	144+	3-	37-	11-	0	12-	17+	9-
STATE POLICE	82	10	216	226	11	0	41	0	0	4	0	12
	81	15	323	338	16	0	39	7	0	13	0	11
	CHANGE	5-	107-	112-	5-	0	2+	7-	0	9-	0	1+
MUNICIPAL	82	124	1855	1979	44	0	9	1	2	50	9	41
	81	80	1805	1885	22	2	4	2	2	47	5	28
	CHANGE	44+	50+	94+	22+	2-	5+	1-	0	3+	4+	13+
ATHENS PD	82	0	0	0	0	0	0	0	0	0	0	0
	81	0	2	2	0	0	0	0	0	0	0	0
	CHANGE	0	2-	2-	0	0	0	0	0	0	0	0
BLUEFIELD PD	82	44	937	981	32	0	6	0	2	50	0	19
	81	45	1115	1160	10	0	3	1	2	45	5	16
	CHANGE	1-	178-	179-	22+	0	3+	1-	0	5+	5-	3+
PRINCETON PD	82	73	892	965	6	0	3	1	0	0	5	22
	81	33	621	654	12	0	1	1	0	2	5	12
	CHANGE	40+	271+	311+	6-	0	2+	0	0	2-	5+	10+
MATOAKA PD	82	7	25	32	6	0	0	0	0	0	4	0
	81	2	65	67	0	2	0	0	0	0	0	0
	CHANGE	5+	40-	35-	6+	2-	0	0	0	0	4+	0
BRAMWELL PD	82	0	0	0	0	0	0	0	0	0	0	0
	81	0	0	0	0	0	0	0	0	0	0	0
	CHANGE	0	0	0	0	0	0	0	0	0	0	0
CONCORD COL SECURITY	82	0	1	1	0	0	0	0	0	0	0	0
	81	0	2	2	0	0	0	0	0	0	0	0
	CHANGE	0	1-	1-	0	0	0	0	0	0	0	0
BLUEFIELD ST SECURITY	82	0	0	0	0	0	0	0	0	0	0	0
	81	0	0	0	0	0	0	0	0	0	0	0
	CHANGE	0	0	0	0	0	0	0	0	0	0	0

MINERAL CTY TOTAL	82	24	327	351	29	2	6	7	0	5	18	49
	81	50	431	481	23	4	7	19	0	17	19	26
	CHANGE	26-	104-	130-	6+	2-	1-	12-	0	12-	1-	23+

RURAL	82	6	148	154	11	0	2	7	0	0	10	45
	81	6	52	58	2	0	1	5	0	0	0	20
	CHANGE	0	96+	96+	9+	0	1+	2+	0	0	10+	25+
SHERIFF	82	3	91	94	5	0	2	3	0	0	0	45
	81	6	52	58	2	0	1	5	0	0	0	20
	CHANGE	3-	39+	36+	3+	0	1+	2-	0	0	0	25+
STATE POLICE	82	3	57	60	6	0	0	4	0	0	10	0
	81	2	114	116	15	3	3	11	0	13	5	1
	CHANGE	1+	57-	56-	9-	3-	3-	7-	0	13-	5+	1-
MUNICIPAL	82	18	179	197	18	2	4	0	0	5	8	4
	81	42	265	307	6	1	3	3	0	4	14	5
	CHANGE	24-	86-	110-	12+	1+	1+	3-	0	1+	6-	1-
KEYSER PD	82	16	148	164	11	2	4	0	0	5	2	4
	81	30	218	248	0	1	3	3	0	4	12	4
	CHANGE	14-	70-	84-	11+	1+	1+	3-	0	1+	10-	0
PIEDMONT PD	82	2	31	33	7	0	0	0	0	0	6	0
	81	12	47	59	6	0	0	0	0	0	2	1
	CHANGE	10-	16-	26-	1+	0	0	0	0	0	4+	1-
RIDGELEY PD	82	0	0	0	0	0	0	0	0	0	0	0
	81	0	0	0	0	0	0	0	0	0	0	0
	CHANGE	0	0	0	0	0	0	0	0	0	0	0
ELK GARDEN PD	82	0	0	0	0	0	0	0	0	0	0	0
	81	0	0	0	0	0	0	0	0	0	0	0
	CHANGE	0	0	0	0	0	0	0	0	0	0	0
POTOMAC ST SECURITY	82	0	0	0	0	0	0	0	0	0	0	0
	81	0	0	0	0	0	0	0	0	0	0	0
	CHANGE	0	0	0	0	0	0	0	0	0	0	0

MINGO CTY TOTAL	82	56	2999	3055	111	3	11	9	2	20	48	84
	81	48	2391	2439	50	0	6	19	1	7	18	70
	CHANGE	8+	608+	616+	61+	3+	5+	10-	1+	13+	30+	14+

RURAL	82	10	1311	1321	71	3	10	3	2	20	34	63
	81	3	866	869	16	0	4	12	1	4	5	46
	CHANGE	7+	445+	452+	55+	3+	6+	9-	1+	16+	29+	17+
SHERIFF	82	1	1204	1205	63	2	8	3	2	14	34	57
	81	2	704	706	3	0	4	8	0	3	2	32
	CHANGE	1-	500+	499+	60+	2+	4+	5-	2+	11+	32+	25+
STATE POLICE	82	9	107	116	8	1	2	0	0	6	0	6
	81	1	153	154	13	0	0	4	1	1	3	6
	CHANGE	8+	46-	38-	5-	1+	2+	4-	1-	5+	3-	0
MUNICIPAL	82	46	1688	1734	40	0	1	6	0	0	14	21
	81	45	1534	1579	34	0	2	7	0	3	13	32
	CHANGE	1+	154+	155+	6+	0	1-	1-	0	3-	1+	11-

JAN THRU DEC 82-81

PAGE 42

	COML VICE	SEX OFFENSES	NARCOTIC AND DRUG	PART II GAMBLING	ARRESTS BY FAMILY OFFENSES	CHARGE DRIVING UND INFL	AND LIQUOR LAWS	AGENCY TYPE DRUNK-ENNESS	DISORD CONDUCT	VAGRANCY	OTHER OFFENSES	SUSPICION	CURFEW LOITER	RUN-AWAYS
028RU	1 0 1+	5 5 0	10 10 0	0 1 1-	142 135 7+	73 81 8-	0 0 0	117 267 150-	4 0 4+	0 0 0	228 275 47-	0 0 0	0 0 0	3 10 7-
02850	1 4 1+	5 4 1+	9 4 5+	0 0 0	136 135 1+	28 28 0	0 0 0	38 104 66-	4 0 4+	0 0 0	204 252 48-	0 0 0	0 0 0	0 5 5-
0285P	0 0 0	0 1 1-	1 6 5-	0 1 1-	6 0 6+	45 53 8-	0 0 0	79 163 84-	0 0 0	0 0 0	24 23 1+	0 0 0	0 0 0	3 5 2-
0282Z	0 0 0	12 3 9+	23 19 4+	0 5 5-	0 0 0	145 176 31-	1 0 1+	1387 1394 7-	60 63 5-	0 1 1-	184 99 85+	0 0 0	5 0 5+	6 11 5-
02801	0 0 0	0 0 0	0 0 0	0 0 0	0 0 0	0 1 1-	0 0 0	0 1 1-	0 0 0	0 0 0	0 0 0	0 0 0	0 0 0	0 0 0
02802	0 0 0	2 1 1+	14 18 4-	0 4 4-	0 0 0	86 139 53-	1 0 1+	672 831 159-	58 52 6+	0 0 0	37 31 6+	0 0 0	0 0 0	2 2 0
02803	0 0 0	10 2 8+	9 1 8+	0 1 1-	0 0 0	59 30 29+	0 0 0	697 509 188+	2 5 3-	0 1 1-	147 68 79+	0 0 0	0 0 0	4 9 5-
02804	0 0 0	0 0 0	0 0 0	0 0 0	0 0 0	0 5 5-	0 0 0	17 52 35-	0 8 8-	0 0 0	0 0 0	0 0 0	5 0 5+	0 0 0
02805	0 0 0	0 0 0	0 0 0	0 0 0	0 0 0	0 0 0	0 0 0	0 0 0	0 0 0	0 0 0	0 0 0	0 0 0	0 0 0	0 0 0
02806	0 0 0	0 0 0	0 0 0	0 0 0	0 0 0	0 1 1-	0 0 0	1 1 0	0 0 0	0 0 0	0 0 0	0 0 0	0 0 0	0 0 0
02807	0 0 0	0 0 0	0 0 0	0 0 0	0 0 0	0 0 0	0 0 0	0 0 0	0 0 0	0 0 0	0 0 0	0 0 0	0 0 0	0 0 0
029AL	0 0 0	1 0 1+	8 19 11-	0 0 0	1 3 2-	19 43 24-	30 0 30+	105 221 116-	19 30 11-	0 0 0	47 33 14+	0 0 0	1 10 9-	4 7 3-
029RU	0 0 0	1 0 1+	7 3 4+	0 0 0	1 1 0	15 2 13+	0 0 0	22 6 18+	0 0 0	0 0 0	32 20 12+	0 0 0	0 0 0	1 0 1+
02950	0 0 0	0 0 0	0 3 3-	0 0 0	1 1 0	2 2 0	0 0 0	3 4 1-	0 0 0	0 0 0	32 20 12+	0 0 0	0 0 0	1 0 1+
0295P	0 0 0	1 0 1+	7 7 0	0 0 0	0 0 0	13 26 13-	0 0 0	19 32 13-	0 0 0	0 0 0	0 0 0	0 0 0	0 0 0	0 0 0
0292Z	0 0 0	0 0 0	1 9 8-	0 0 0	0 -2 2-	4 15 11-	30 0 30+	83 185 102-	19 30 11-	0 0 0	15 13 2+	0 0 0	1 10 9-	3 7 4-
02901	0 0 0	0 0 0	1 8 7-	0 0 0	0 0 0	4 13 9-	30 0 30+	77 170 93-	9 13 4-	0 0 0	11 11 0	0 0 0	1 0 1+	3 6 3-
02902	0 0 0	0 0 0	0 1 1-	0 0 0	0 2 2-	0 2 2-	0 0 0	6 15 9-	10 17 7-	0 0 0	4 2 2+	0 0 0	0 10 10-	0 1 1-
02903	0 0 0	0 0 0	0 0 0	0 0 0	0 0 0	0 0 0	0 0 0	0 0 0	0 0 0	0 0 0	0 0 0	0 0 0	0 0 0	0 0 0
02904	0 0 0	0 0 0	0 0 0	0 0 0	0 0 0	0 0 0	0 0 0	0 0 0	0 0 0	0 0 0	0 0 0	0 0 0	0 0 0	0 0 0
02905	0 0 0	0 0 0	0 0 0	0 0 0	0 0 0	0 0 0	0 0 0	0 0 0	0 0 0	0 0 0	0 0 0	0 0 0	0 0 0	0 0 0
030AL	0 0 0	17 7 10+	173 74 99+	1 2 1-	6 12 6-	232 158 74+	4 21 17-	1929 1773 156+	202 177 25+	1 0 1+	183 42 141+	0 0 0	0 0 0	19 2 17+
030RU	0 0 0	11 3 8+	105 32 73+	1 2 1-	4 2 2+	135 105 30+	4 17 13-	626 536 90+	71 58 13+	1 0 1+	149 26 123+	0 0 0	0 0 0	8 0 8+
03050	0 0 0	10 3 7+	95 30 65+	0 0 0	4 2 2+	129 103 26+	3 1 2+	572 457 115+	69 58 11+	1 0 1+	139 0 139+	0 0 0	0 0 0	0 0 0
0305P	0 0 0	1 0 1+	10 1 9+	1 2 1-	0 0 0	6 2 4+	1 16 15-	54 79 25-	2 0 2+	0 0 0	10 26 16-	0 0 0	0 0 0	8 0 8+
030ZZ	0 0 0	6 4 2+	68 43 25+	0 0 0	2 10 8-	97 53 44+	0 4 4-	1303 1237 66+	131 119 12+	0 0 0	34 16 18+	0 0 0	0 0 0	11 2 9+

JAN THRU DEC 82-81

PART II ARRESTS BY CHARGE AND AGENCY TYPE
 JUVENILE ADULTS GRAND TOTAL OTHER ASSAULTS

ARSON FORGERY FRAUD EMBEZZLE STOLEN PROPERTY VANDAL ILLEGAL WEAPONS

AGENCY	82	81	CHANGE	JUVENILE	ADULTS	GRAND TOTAL	OTHER ASSAULTS	ARSON	FORGERY	FRAUD	EMBEZZLE	STOLEN PROPERTY	VANDAL	ILLEGAL WEAPONS
GILBERT PD	82	81	CHANGE	5	18	23	3	0	0	0	0	0	0	1
				12	64	74	0	0	0	0	0	0	0	1
				7-	46-	53-	3+	0	0	0	0	0	0	0
WILLIAMSON PD	82	81	CHANGE	38	1240	1278	37	0	1	6	0	0	14	20
				32	1072	1104	34	0	2	7	0	3	13	30
				6+	168+	174+	3+	0	1-	1-	0	3-	1+	10-
KERMIT PD	82	81	CHANGE	3	199	202	0	0	0	0	0	0	0	0
				1	254	255	0	0	0	0	0	0	0	1
				2+	55-	53-	0	0	0	0	0	0	0	1-
DELBARTON PD	82	81	CHANGE	0	62	62	0	0	0	0	0	0	0	0
				0	0	0	0	0	0	0	0	0	0	0
				0	62+	62+	0	0	0	0	0	0	0	0
MATEWAN PD	82	81	CHANGE	0	169	169	0	0	0	0	0	0	0	0
				0	144	144	0	0	0	0	0	0	0	0
				0	25+	25+	0	0	0	0	0	0	0	0

MONONGALIA CTY TOTAL	82	81	CHANGE	96	1573	1669	109	5	15	79	1	18	40	50
				114	1792	1906	71	4	5	46	5	22	38	57
				18-	219-	237-	38+	1+	10+	33+	4-	4-	2+	7-

RURAL	82	81	CHANGE	8	513	521	51	2	5	72	0	6	11	32
				13	607	620	32	1	2	40	1	13	11	38
				5-	94-	99-	19+	1+	3+	32+	1-	7-	0	6-
SHERIFF	82	81	CHANGE	1	220	221	10	1	1	1	0	2	11	27
				1	315	316	9	0	0	4	0	3	3	35
				0	95-	95-	1+	0	1+	3-	0	3-	8+	8-
STATE POLICE	82	81	CHANGE	7	293	300	41	1	4	71	0	4	0	5
				12	292	304	23	0	2	36	1	8	8	3
				5-	1+	4-	18+	1+	2+	35+	1-	4-	8-	2+
MUNICIPAL	82	81	CHANGE	88	1060	1148	58	3	10	7	1	12	29	18
				101	1185	1236	39	3	3	6	4	9	27	19
				13-	125-	138-	19+	0	7+	1+	3-	3+	2+	1-
MORGANTOWN PD	82	81	CHANGE	70	754	824	41	2	9	7	1	9	25	16
				95	844	939	27	3	3	6	4	5	24	19
				25-	98-	115-	14+	1-	6+	1+	3-	4+	1+	3-
STAR CITY PD	82	81	CHANGE	1	65	66	1	0	0	0	0	0	0	1
				0	71	71	0	0	0	0	0	0	1	0
				1+	6-	5-	1+	0	0	0	0	0	1-	1+
WESTOVER PD	82	81	CHANGE	17	136	153	10	0	1	0	0	1	1	1
				5	153	158	5	0	0	0	0	4	0	0
				12+	17-	5-	5+	0	1+	0	0	3-	1+	1+
OSAGE PD	82	81	CHANGE	0	0	0	0	0	0	0	0	0	0	0
				0	0	0	0	0	0	0	0	0	0	0
				0	0	0	0	0	0	0	0	0	0	0
MVU SECURITY POLICE	82	81	CHANGE	0	89	89	6	1	0	0	0	2	3	0
				1	111	112	7	0	0	0	0	0	2	0
				1-	22-	23-	1-	1+	0	0	0	2+	1+	0
GRANVILLE PD	82	81	CHANGE	0	16	16	0	0	0	0	0	0	0	0
				0	6	6	0	0	0	0	0	0	0	0
				0	10+	10+	0	0	0	0	0	0	0	0

MONROE CTY TOTAL	82	81	CHANGE	10	336	346	5	30	3	0	0	4	6	30
				9	340	349	10	4	0	1	0	1	6	31
				1+	4-	3-	5-	26+	3+	1-	0	3+	0	1-

RURAL	82	81	CHANGE	0	266	266	4	30	3	0	0	4	0	30
				6	248	254	7	4	0	1	0	1	0	31
				6-	18+	12+	3-	26+	3+	1-	0	3+	0	1-
SHERIFF	82	81	CHANGE	0	131	131	3	25	2	0	0	1	0	22
				2	114	116	6	0	0	1	0	0	0	22
				2-	17+	15+	3-	25+	2+	1-	0	1+	0	0
STATE POLICE	82	81	CHANGE	0	135	135	1	5	1	0	0	3	0	8
				4	134	138	1	4	0	0	0	1	0	9
				4-	1+	3-	0	1+	1+	0	0	2+	0	1-
MUNICIPAL	82	81	CHANGE	10	70	80	1	0	0	0	0	0	6	0
				3	92	95	3	0	0	0	0	0	6	0
				7+	22-	15-	2-	0	0	0	0	0	0	0
ALDERSON PD	82	81	CHANGE	10	70	80	1	0	0	0	0	0	6	0
				3	91	94	3	0	0	0	0	0	6	0
				7+	21-	14-	2-	0	0	0	0	0	0	0
UNION PD	82	81	CHANGE	0	0	0	0	0	0	0	0	0	0	0
				0	1	1	0	0	0	0	0	0	0	0
				0	1-	1-	0	0	0	0	0	0	0	0
PETERSTOWN PD	82	81	CHANGE	0	0	0	0	0	0	0	0	0	0	0
				0	0	0	0	0	0	0	0	0	0	0
				0	0	0	0	0	0	0	0	0	0	0

MORGAN CTY TOTAL	82	81	CHANGE	12	255	267	42	0	1	28	0	5	13	23
				10	185	195	20	0	0	27	0	0	19	23
				2+	70+	72+	22+	0	1+	1+	0	5+	6-	0

JAN THRU DEC 82-81		PAGE 46												
COMPL VICE	SEX OFFENSES	NARCOTIC AND DRUG	PART II GAMBLING	ARRESTS FAMILY OFFENSES	BY CHARGE DRIVING UND INFL	AND LIQUOR LAWS	AGENCY TYPE DRUNK-ENNESS	DISORD CONDUCT	VAGRANCY	OTHER OFFENSES	SUSPICION	CURFEW LOITER	RUN-AWAYS	
03001	0 0 0	0 0 0	1 0 1+	0 0 0	0 0 0	0 0 0	18 75 57-	0 0 0	0 0 0	0 0 0	0 0 0	0 0 0	0 0 0	
03002	0 0 0	6 4 2+	67 42 25+	0 0 0	2 8 6-	97 53 44+	889 804 85+	97 82 15+	0 0 0	34 16 18+	0 0 0	0 0 0	8 2 6+	
03003	0 0 0	0 0 0	0 1 1-	0 0 0	2 2 2-	0 0 0	199 251 52-	0 0 0	0 0 0	0 0 0	0 0 0	0 0 0	3 0 3+	
03004	0 0 0	0 0 0	0 0 0	0 0 0	0 0 0	0 0 0	62 0 62+	0 0 0	0 0 0	0 0 0	0 0 0	0 0 0	0 0 0	
03005	0 0 0	0 0 0	0 0 0	0 0 0	0 0 0	0 0 0	135 107 28+	34 37 3-	0 0 0	0 0 0	0 0 0	0 0 0	0 0 0	
*****	*****	*****	*****	*****	*****	*****	*****	*****	*****	*****	*****	*****	*****	
031AL	0 0 0	4 4 0	44 29 15+	17 0 17+	6 3 3+	147 222 75-	12 13 1-	645 914 269-	138 89 49+	0 0 0	330 359 29-	0 0 0	1 0 1+	8 25 17-
*****	*****	*****	*****	*****	*****	*****	*****	*****	*****	*****	*****	*****	*****	
031RU	0 0 0	1 0 1+	4 6 2-	11 0 11+	5 3 2+	67 64 3+	4 0 4+	171 327 156-	0 0 0	0 0 0	79 78 1+	0 0 0	0 0 4-	
03150	0 0 0	0 0 0	3 1 2+	0 0 0	1 1 0	16 16 0	2 0 2+	100 189 89-	0 0 0	0 0 0	46 52 6-	0 0 0	0 0 0	
031SP	0 0 0	1 0 1+	1 5 4-	11 0 11+	4 2 2+	51 48 3+	2 0 2+	71 138 67-	0 0 0	0 0 0	33 26 7+	0 0 0	0 0 4-	
031ZZ	0 0 0	3 4 1-	40 23 17+	6 0 6+	1 0 1+	80 158 78-	8 13 5-	474 587 113-	138 89 49+	0 0 0	251 281 30-	0 0 0	1 0 1+	8 21 13-
03101	0 0 0	2 1 1+	37 22 15+	0 0 0	1 0 1+	56 103 47-	2 3 1-	306 431 125-	133 88 45+	0 0 0	169 180 11-	0 0 0	1 0 1+	7 20 13-
03103	0 0 0	0 0 0	0 0 0	0 0 0	0 0 0	1 1 0	3 2 1+	47 59 12-	3 0 3+	0 0 0	10 8 2+	0 0 0	0 0 0	
03104	0 0 0	1 0 1+	3 1 2+	0 0 0	0 0 0	21 51 30-	2 8 6-	88 72 16+	2 1 1+	0 0 0	21 15 6+	0 0 0	0 0 0	
03105	0 0 0	0 0 0	0 0 0	0 0 0	0 0 0	0 0 0	0 0 0	0 0 0	0 0 0	0 0 0	0 0 0	0 0 0	0 0 0	
03106	0 0 0	0 3 3-	0 0 0	6 0 6+	0 0 0	0 1 1-	0 0 0	20 22 2-	0 0 0	0 0 0	51 77 26-	0 0 0	0 0 0	
03109	0 0 0	0 0 0	0 0 0	0 0 0	0 0 0	2 2 0	1 1 1+	13 3 10+	0 0 0	0 0 0	0 1 1-	0 0 0	0 0 0	
*****	*****	*****	*****	*****	*****	*****	*****	*****	*****	*****	*****	*****	*****	
032AL	0 0 0	0 2 2-	23 10 13+	4 0 4+	1 0 1+	20 33 13-	0 0 0	92 152 60-	0 1 1-	0 1 1-	128 97 31+	0 0 0	0 0 0	
*****	*****	*****	*****	*****	*****	*****	*****	*****	*****	*****	*****	*****	*****	
032RU	0 0 0	0 1 1-	21 8 13+	1 0 1+	0 0 0	16 26 10-	0 0 0	29 78 49-	0 0 0	0 0 0	128 97 31+	0 0 0	0 0 0	
03250	0 0 0	0 0 0	16 2 14+	1 0 1+	0 0 0	10 14 4-	0 0 0	18 56 38-	0 0 0	0 0 0	33 15 18+	0 0 0	0 0 0	
0325P	0 0 0	0 1 1-	5 6 1-	0 0 0	0 0 0	6 12 6-	0 0 0	11 22 11-	0 0 0	0 0 0	95 82 13+	0 0 0	0 0 0	
032ZZ	0 0 0	0 1 1-	2 2 0	3 0 3+	1 0 1+	4 7 3-	0 0 0	63 74 11-	0 1 1-	0 0 1-	0 0 0	0 0 0	0 0 0	
03201	0 0 0	0 1 1-	2 1 1+	3 0 3+	1 0 1+	4 7 3-	0 0 0	63 74 11-	0 1 1-	0 0 1-	0 0 0	0 0 0	0 0 0	
03202	0 0 0	0 0 0	0 1 1-	0 0 0	0 0 0	0 0 0	0 0 0	0 0 0	0 0 0	0 0 0	0 0 0	0 0 0	0 0 0	
03203	0 0 0	0 0 0	0 0 0	0 0 0	0 0 0	0 0 0	0 0 0	0 0 0	0 0 0	0 0 0	0 0 0	0 0 0	0 0 0	
*****	*****	*****	*****	*****	*****	*****	*****	*****	*****	*****	*****	*****	*****	
033AL	0 0 0	0 0 0	3 0 3+	0 0 0	2 8 6-	49 23 26+	0 0 0	51 40 11+	0 0 0	0 0 0	46 35 11+	0 0 0	0 0 4+	

		JUVENILE	ADULTS	GRAND TOTAL	OTHER ASSAULTS	ARSON	FORGERY	FRAUD	EMBEZZLE	STOLEN PROPERTY	VANDAL	ILLEGAL WEAPONS
RURAL	82	12	255	267	42	0	1	28	0	5	13	23
	81	10	177	187	19	0	0	27	0	18	23	0
	CHANGE	2+	78+	80+	23+	0	1+	1+	0	5+	5-	0
SHERIFF	82	7	128	135	24	0	0	20	0	0	9	19
	81	8	111	119	9	0	0	25	0	0	8	22
	CHANGE	1-	17+	16+	15+	0	0	5-	0	0	1+	3-
STATE POLICE	82	5	127	132	18	0	1	8	0	5	4	4
	81	2	66	68	10	0	0	2	0	0	10	1
	CHANGE	3+	61+	64+	8+	0	1+	6+	0	5+	6-	3+
MUNICIPAL	82	0	0	0	0	0	0	0	0	0	0	0
	81	0	8	8	1	0	0	0	0	0	1	0
	CHANGE	0	8-	8-	1-	0	0	0	0	0	1-	0
BERKELEY SPRINGS PD	82	0	0	0	0	0	0	0	0	0	0	0
	81	0	0	0	0	0	0	0	0	0	0	0
	CHANGE	0	0	0	0	0	0	0	0	0	0	0
PAN-PAN PD	82	0	0	0	0	0	0	0	0	0	0	0
	81	0	8	8	1	0	0	0	0	0	1	0
	CHANGE	0	8-	8-	1-	0	0	0	0	0	1-	0

NICHOLAS CTY TOTAL	82	14	1040	1054	29	1	4	24	0	5	0	37
	81	45	1322	1367	35	0	8	13	0	1	3	33
	CHANGE	31-	282-	313-	6-	1+	4-	11+	0	2+	3-	4+

RURAL	82	4	573	577	16	1	1	22	0	2	0	36
	81	15	671	686	6	0	7	3	0	1	0	29
	CHANGE	11-	98-	109-	10+	1+	6-	19+	0	1+	0	7+
SHERIFF	82	1	359	360	8	0	0	12	0	0	0	36
	81	0	325	325	4	0	0	0	0	0	0	22
	CHANGE	1+	34+	35+	4+	0	0	12+	0	0	0	14+
STATE POLICE	82	3	214	217	8	1	1	10	0	2	0	0
	81	15	346	361	2	0	7	3	0	1	0	7
	CHANGE	12-	132-	144-	6+	1+	6-	7+	0	1+	0	7-
MUNICIPAL	82	10	467	477	13	0	3	2	0	1	0	1
	81	30	651	681	29	0	10	0	0	0	3	4
	CHANGE	20-	184-	204-	16-	0	2+	8-	0	1+	3-	3-
RICHWOOD PD	82	0	302	302	7	0	1	0	0	1	0	1
	81	9	498	507	27	0	0	0	0	0	1	2
	CHANGE	9-	196-	205-	20-	0	1+	0	0	1+	1-	1-
SUMMERSVILLE PD	82	10	165	175	6	0	2	2	0	0	0	0
	81	21	153	174	4	0	1	10	0	0	2	2
	CHANGE	11-	12+	1+	4+	0	1+	8-	0	0	2-	2-

OHIO CTY TOTAL	82	161	1601	1762	249	11	16	33	3	9	81	71
	81	245	2230	2475	282	8	12	68	2	5	105	59
	CHANGE	84-	629-	713-	33-	3+	4+	35-	1+	4+	24-	12+

RURAL	82	3	307	310	46	2	3	9	1	7	9	21
	81	0	1	1	0	0	0	0	0	0	0	1
	CHANGE	3+	306+	309+	46+	2+	3+	9+	1+	7+	9+	20+
SHERIFF	82	2	195	197	29	2	0	8	0	1	0	19
	81	7	178	185	27	0	1	14	0	0	0	6
	CHANGE	5-	17+	12+	2+	2+	1-	6-	0	1+	0	13+
STATE POLICE	82	1	112	113	17	0	3	1	1	6	9	2
	81	2	160	162	13	1	3	2	0	0	2	2
	CHANGE	1-	48-	49-	4+	1-	0	1-	1+	6+	7+	0
MUNICIPAL	82	158	1294	1452	203	9	13	24	2	2	72	50
	81	9	36	45	4	0	0	0	0	0	7	0
	CHANGE	149+	1258+	1407+	199+	9+	13+	24+	2+	2+	65+	50+
WHEELING PD	82	158	1262	1420	202	9	13	24	2	2	72	49
	81	227	1856	2083	238	7	8	52	2	5	96	51
	CHANGE	69-	594-	663-	36-	2+	5+	28-	0	3-	24-	2-
TRIADPHILIA PD	82	0	0	0	0	0	0	0	0	0	0	0
	81	0	0	0	0	0	0	0	0	0	0	0
	CHANGE	0	0	0	0	0	0	0	0	0	0	0
BETHLEHEM PD	82	0	5	5	0	0	0	0	0	0	0	0
	81	0	2	2	0	0	0	0	0	0	0	0
	CHANGE	0	3+	3+	0	0	0	0	0	0	0	0
WEST LIBERTY PD	82	0	3	3	0	0	0	0	0	0	0	0
	81	0	0	0	0	0	0	0	0	0	0	0
	CHANGE	0	3+	3+	0	0	0	0	0	0	0	0
VALLEY GROVE PD	82	0	11	11	0	0	0	0	0	0	0	0
	81	3	16	19	0	0	0	0	0	0	0	0
	CHANGE	3-	5-	8-	0	0	0	0	0	0	0	0
WEST LIBERTY ST COL SEC	82	0	13	13	1	0	0	0	0	0	0	1
	81	6	18	24	4	0	0	0	0	0	7	0
	CHANGE	6-	5-	11-	3-	0	0	0	0	0	7-	1
CLEARVIEW PD	82	0	0	0	0	0	0	0	0	0	0	0
	81	0	0	0	0	0	0	0	0	0	0	0
	CHANGE	0	0	0	0	0	0	0	0	0	0	0

	COML VICE	SEX OFFENSES	MARCOTIC AND DRUG	PART II GAMBLING	ARRESTS BY FAMILY OFFENSES	CHARGE DRIVING UND INFL	50 LIQUOR LAWS	AND AGENCY TYPE DRUNK-ENNESS	DISORD CONDUCT	VAGRANCY	OTHER OFFENSES	SUSPICION	CURFEW LOITER	RUN-AWAYS
033RU	0	0	3	0	2	49	0	51	0	0	46	0	0	4
	0	0	0	0	8	19	0	38	0	0	35	0	0	0
	0	0	3+	0	6-	30+	0	13+	0	0	11+	0	0	4+
033SO	0	0	1	0	2	11	0	25	0	0	24	0	0	0
	0	0	0	0	8	2	0	21	0	0	24	0	0	0
	0	0	1+	0	6-	9+	0	4+	0	0	0	0	0	0
033SP	0	0	2	0	0	38	0	26	0	0	22	0	0	4
	0	0	0	0	0	17	0	17	0	0	11	0	0	0
	0	0	2+	0	0	21+	0	9+	0	0	11+	0	0	4+
033ZZ	0	0	0	0	0	0	0	0	0	0	0	0	0	0
	0	0	0	0	0	4	0	2	0	0	0	0	0	0
	0	0	0	0	0	4-	0	2-	0	0	0	0	0	0
03301	0	0	0	0	0	0	0	0	0	0	0	0	0	0
	0	0	0	0	0	0	0	0	0	0	0	0	0	0
	0	0	0	0	0	0	0	0	0	0	0	0	0	0
03302	0	0	0	0	0	0	0	0	0	0	0	0	0	0
	0	0	0	0	0	4	0	2	0	0	0	0	0	0
	0	0	0	0	0	4-	0	2-	0	0	0	0	0	0
034AL	0	1	64	1	1	211	1	492	47	0	138	0	0	0
	0	1	77	2	2	238	12	772	34	12	116	0	0	8
	0	0	13-	1-	1-	27-	11-	280-	13+	12-	22+	0	0	8-
034RU	0	1	51	1	1	122	1	247	0	0	75	0	0	0
	0	1	52	2	2	117	12	389	0	5	53	0	0	7
	0	0	1-	1-	1-	5+	11-	142-	0	5-	22+	0	0	7-
034SO	0	0	29	0	0	83	0	175	0	0	17	0	0	0
	0	0	17	0	0	50	8	200	0	5	19	0	0	0
	0	0	12+	0	0	33+	8-	25-	0	5-	2-	0	0	0
034SP	0	1	22	1	1	39	1	72	0	0	58	0	0	0
	0	1	35	2	2	67	4	189	0	0	34	0	0	7
	0	0	13-	1-	1-	28-	3-	117-	0	0	24+	0	0	7-
034ZZ	0	0	13	0	0	89	0	245	47	0	63	0	0	0
	0	0	23	0	0	121	0	383	34	7	63	0	0	1
	0	0	12-	0	0	32-	0	138-	13+	7-	0	0	0	1-
03401	0	0	1	0	0	49	0	159	47	0	36	0	0	0
	0	0	12	0	0	85	0	301	33	7	39	0	0	0
	0	0	11-	0	0	36-	0	142-	14+	7-	3-	0	0	0
03402	0	0	12	0	0	40	0	86	0	0	27	0	0	0
	0	0	13	0	0	36	0	82	1	0	24	0	0	1
	0	0	1-	0	0	4+	0	4+	1-	0	3+	0	0	1-
035AL	28	9	44	3	2	224	64	478	70	1	316	0	32	18
	25	9	43	0	7	274	244	798	80	1	399	0	23	31
	3+	0	1+	3+	5-	50-	180-	320-	10-	0	83-	0	9+	13-
035RU	0	0	5	0	0	25	0	68	0	0	114	0	0	0
	0	0	5+	0	0	25+	0	68+	0	0	114+	0	0	0
035SO	0	0	2	0	0	5	0	62	0	0	69	0	0	0
	0	0	7	0	0	0	0	75	0	0	51	0	0	4
	0	0	5-	0	0	5+	0	13-	0	0	18+	0	0	4-
035SP	0	0	3	0	0	20	0	6	0	0	45	0	0	0
	0	0	0	0	1	17	0	29	0	0	91	0	0	1
	0	0	3+	0	1-	3+	0	23-	0	0	46-	0	0	1-
035ZZ	28	9	39	3	2	199	64	410	70	1	202	0	32	18
	0	0	7	0	0	1	0	23	0	1	2	0	0	0
	28+	9+	32+	3+	2+	198+	64+	387+	70+	0	200+	0	32+	18+
03501	28	7	31	3	2	197	63	395	70	1	200	0	32	18
	25	9	29	0	6	256	244	671	80	0	255	0	23	26
	3+	2-	2+	3+	4-	59-	181-	276-	10-	1+	55-	0	9+	8-
03502	0	0	0	0	0	0	0	0	0	0	0	0	0	0
	0	0	0	0	0	0	0	0	0	0	0	0	0	0
	0	0	0	0	0	0	0	0	0	0	0	0	0	0
03503	0	0	0	0	0	2	0	3	0	0	0	0	0	0
	0	0	0	0	0	0	0	2	0	0	0	0	0	0
	0	0	0	0	0	2+	0	1+	0	0	0	0	0	0
03504	0	0	0	0	0	0	0	1	0	0	2	0	0	0
	0	0	0	0	0	0	0	0	0	0	0	0	0	0
	0	0	0	0	0	0	0	1+	0	0	2+	0	0	0
03505	0	0	0	0	0	0	0	11	0	0	0	0	0	0
	0	0	0	0	0	0	0	19	0	0	0	0	0	0
	0	0	0	0	0	0	0	8-	0	0	0	0	0	0
03506	0	2	8	0	0	0	1	0	0	0	0	0	0	0
	0	7	7	0	0	1	0	2	0	1	2	0	0	0
	0	2+	1+	0	0	1-	1+	2-	0	1-	2-	0	0	0
03508	0	0	0	0	0	0	0	0	0	0	0	0	0	0
	0	0	0	0	0	0	0	0	0	0	0	0	0	0
	0	0	0	0	0	0	0	0	0	0	0	0	0	0

AGENCY	82	81	CHARGE	JUVENILE	ADULTS	GRAND TOTAL	OTHER ASSAULTS	ARSON	FORGERY	FRAUD	EMBEZZLE	STOLEN PROPERTY	VANDAL	ILLEGAL WEAPONS

PENDLETON CTY TOTAL	82	81	CHANGE	4	173	177	15	0	1	11	0	2	8	48
				7	201	208	25	1	3	27	0	3	5	62
				3-	28-	31-	10-	1-	2-	16-	0	1-	3+	14-

RURAL	82	81	CHANGE	4	163	167	15	0	1	11	0	2	8	45
				6	193	199	25	0	3	27	0	3	5	61
				2-	30-	32-	10-	0	2-	16-	0	1-	3+	16-
SHERIFF	82	81	CHANGE	2	48	50	1	0	0	0	0	0	0	38
				5	69	74	0	0	0	7	0	0	0	54
				3-	21-	24-	1+	0	0	7-	0	0	0	16-
STATE POLICE	82	81	CHANGE	2	115	117	14	0	1	11	0	2	8	7
				1	124	125	25	0	3	20	0	3	5	7
				1+	9-	8-	11-	0	2-	9-	0	1-	3+	0
MUNICIPAL	82	81	CHANGE	0	10	10	0	0	0	0	0	0	0	3
				1	8	9	0	1	0	0	0	0	0	1
				1-	2+	1+	0	1-	0	0	0	0	0	2+
FRANKLIN PD	82	81	CHANGE	0	10	10	0	0	0	0	0	0	0	3
				1	8	9	0	1	0	0	0	0	0	1
				1-	2+	1+	0	1-	0	0	0	0	0	2+

PLEASANTS CTY TOTAL	82	81	CHANGE	3	323	326	20	1	0	49	5	0	4	23
				6	378	384	22	0	4	89	0	2	14	36
				3-	55-	58-	2-	1+	4-	40-	5+	2-	10-	13-

RURAL	82	81	CHANGE	2	227	229	17	1	0	49	5	0	4	23
				1	311	312	20	0	0	89	0	2	13	35
				1+	84-	83-	3-	1+	0	40-	5+	2-	9-	13-
SHERIFF	82	81	CHANGE	2	108	110	9	0	0	2	0	0	0	22
				0	106	106	3	0	0	0	0	0	0	29
				2+	2+	4+	6+	0	0	2+	0	0	0	7-
STATE POLICE	82	81	CHANGE	0	119	119	8	1	0	47	5	0	4	1
				1	205	205	17	0	0	89	0	2	13	7
				1-	86-	87-	9-	1+	0	42-	5+	2-	9-	6-
MUNICIPAL	82	81	CHANGE	1	96	97	3	0	0	0	0	0	0	0
				5	67	72	2	0	4	0	0	0	1	0
				4-	29+	25+	1+	0	4-	0	0	0	1-	0
ST MARYS PD	82	81	CHANGE	1	96	97	3	0	0	0	0	0	0	0
				5	67	72	2	0	4	0	0	0	1	0
				4-	29+	25+	1+	0	4-	0	0	0	1-	0

POCAHONTAS CTY TOTAL	82	81	CHANGE	9	236	245	13	3	1	7	1	0	2	81
				5	232	237	15	0	1	3	0	3	1	46
				4+	4+	8+	2-	3+	0	4+	1+	3-	1+	35+

RURAL	82	81	CHANGE	9	223	232	13	3	1	7	1	0	2	81
				5	117	122	9	0	1	0	0	0	1	46
				4+	106+	110+	9+	3+	0	7+	1+	0	1+	35+
SHERIFF	82	81	CHANGE	2	162	164	8	1	0	7	0	0	2	78
				4	131	135	6	0	0	3	0	3	0	43
				2-	31+	29+	2+	1+	0	4+	0	3-	2+	35+
STATE POLICE	82	81	CHANGE	7	61	68	5	2	1	0	1	0	0	3
				1	74	75	9	0	1	0	0	0	1	3
				6+	13-	7-	4-	2+	0	0	1+	0	1-	0
MUNICIPAL	82	81	CHANGE	0	13	13	0	0	0	0	0	0	0	0
				0	0	0	0	0	0	0	0	0	0	0
				0	13+	13+	0	0	0	0	0	0	0	0
MARLINTON PD	82	81	CHANGE	0	13	13	0	0	0	0	0	0	0	0
				0	27	27	0	0	0	0	0	0	0	0
				0	14-	14-	0	0	0	0	0	0	0	0

PRESTON CTY TOTAL	82	81	CHANGE	43	751	794	71	1	4	100	0	12	25	80
				31	665	696	51	3	5	61	0	10	9	62
				12+	86+	98+	20+	2-	1-	39+	0	2+	16+	18+

RURAL	82	81	CHANGE	42	607	649	58	1	4	100	0	8	22	80
				23	453	476	42	3	4	60	0	10	9	58
				19+	154+	173+	16+	2-	0	40+	0	2-	13+	22+
SHERIFF	82	81	CHANGE	40	481	521	53	1	2	49	0	6	17	76
				17	306	323	38	3	4	0	0	1	4	56
				23+	175+	198+	15+	2-	2-	49+	0	5+	13+	20+
STATE POLICE	82	81	CHANGE	2	126	128	5	0	2	51	0	2	5	4
				6	147	153	4	0	0	60	0	9	5	2
				4-	21-	25-	1+	0	2+	9-	0	7-	0	2+
MUNICIPAL	82	81	CHANGE	1	144	145	13	0	0	0	0	4	3	0
				8	212	220	9	0	1	1	0	0	0	4
				7-	68-	75-	4+	0	1-	1-	0	4+	3+	4-
KINGWOOD PD	82	81	CHANGE	1	40	41	0	0	0	0	0	4	0	0
				0	57	57	2	0	0	0	0	0	0	0
				1+	17-	16-	2-	0	0	0	0	4+	0	0

	COML VICE	SEX OFFENSES	NARCOTIC AND DRUG	GAMBLING	ARRESTS FAMILY OFFENSES	BY CHARGE DRIVING UND INFL	AND LIQUOR LAWS	AGENCY TYPE DRUNK-ENNESS	DISORD CONDUCT	VAGRANCY	OTHER OFFENSES	SUSPICION	CURFEW LOITER	RUN-AWAYS
036AL	0	4	8	4	2	15	0	32	1	0	26	0	0	0
	0	2	3	0	0	13	0	31	1	0	32	0	0	0
	0	2+	5+	4+	2+	2+	0	1+	0	0	6-	0	0	C
036RU	0	4	8	4	2	15	0	25	1	0	26	0	0	0
	0	2	3	0	0	13	0	25	0	0	32	0	0	0
	0	2+	5+	4+	2+	2+	0	0	1+	0	6-	0	0	0
036SO	0	0	0	0	0	0	0	0	0	0	11	0	0	0
	0	0	0	0	0	0	0	0	0	0	13	0	0	0
	0	0	0	0	0	0	0	0	0	0	2-	0	0	0
036SP	0	4	8	4	2	15	0	25	1	0	15	0	0	0
	0	2	3	0	0	13	0	25	0	0	19	0	0	0
	0	2+	5+	4+	2+	2+	0	0	1+	0	4-	0	0	0
036ZZ	0	0	0	0	0	0	0	7	0	0	0	0	0	0
	0	0	0	0	0	0	0	6	1	0	0	0	0	0
	0	0	0	0	0	0	0	1+	1-	0	0	0	0	0
03601	0	0	0	0	0	0	0	7	0	0	0	0	0	0
	0	0	0	0	0	0	0	6	1	0	0	0	0	0
	0	0	0	0	0	0	0	1+	1-	0	0	0	0	0
037AL	0	5	3	2	7	28	4	118	4	0	53	0	0	0
	0	5	3	0	16	29	0	103	6	0	52	0	0	3
	0	0	0	2+	9-	1-	4+	15+	2-	0	1+	0	0	3-
037RU	0	2	1	2	7	12	4	51	0	0	51	0	0	0
	0	0	2-	2+	16	21	0	58	5	0	48	0	0	0
	0	0	1-	0	9-	9-	4+	7-	5-	0	3+	0	0	0
037SO	0	1	0	0	7	5	4	14	0	0	46	0	0	0
	0	1	0	0	15	9	0	20	0	0	28	0	0	0
	0	0	1-	0	8-	4-	4+	6-	0	0	18+	0	0	0
037SP	0	1	1	2	0	7	0	37	0	0	5	0	0	0
	0	1	1	0	1	12	0	38	5	0	20	0	0	0
	0	0	0	2+	1-	5-	0	1-	5-	0	15-	0	0	0
037ZZ	0	3	2	0	0	16	0	67	4	0	2	0	0	0
	0	3	1	0	0	8	0	45	1	0	4	0	0	3
	0	0	1+	0	0	8+	0	22+	3+	0	2-	0	0	3-
03701	0	3	2	0	0	16	0	67	4	0	2	0	0	0
	0	3	1	0	0	8	0	45	1	0	4	0	0	3
	0	0	1+	0	0	8+	0	22+	3+	0	2-	0	0	3-
038AL	0	1	7	0	0	40	0	45	1	0	43	0	0	0
	0	3	10	0	2	16	0	94	1	0	42	0	0	0
	0	2-	3-	0	2-	24+	0	49-	0	0	1+	0	0	0
038RU	0	1	7	0	0	38	0	36	1	0	41	0	0	0
	0	3	5	0	0	4	0	25	0	0	28	0	0	0
	0	2-	2+	0	0	34+	0	11+	1+	0	13+	0	0	0
038SO	0	1	0	0	0	33	0	20	1	0	13	0	0	0
	0	1	5	0	2	10	0	46	0	0	16	0	0	0
	0	0	5-	0	2-	23+	0	26-	1+	0	3-	0	0	0
038SP	0	0	7	0	0	5	0	16	0	0	28	0	0	0
	0	2	5	0	0	4	0	25	0	0	25	0	0	0
	0	2-	2+	0	0	1+	0	9-	0	0	3+	0	0	0
038ZZ	0	0	0	0	0	2	0	9	0	0	2	0	0	0
	0	0	0	0	0	0	0	0	0	0	0	0	0	0
	0	0	0	0	0	2+	0	9+	0	0	2+	0	0	0
03801	0	0	0	0	0	2	0	9	0	0	2	0	0	0
	0	0	0	0	0	0	0	23	1	0	1	0	0	0
	0	0	0	0	0	2	0	14-	1-	0	1+	0	0	0
039AL	0	5	55	0	17	93	2	195	1	0	113	0	0	20
	0	0	21	1	9	56	11	244	7	0	141	0	0	5
	0	5+	34+	1-	8+	37+	9-	49-	6-	0	28-	0	0	15+
039RU	0	5	55	0	17	70	1	108	0	0	100	0	0	20
	0	5+	14	0	8	32	1	133	4	0	93	0	0	5
	0	0	41+	0	9+	38+	0	25-	4-	0	7+	0	0	15+
039SO	0	5	51	0	16	57	1	81	0	0	86	0	0	20
	0	5+	11	0	7	24	0	97	4	0	72	0	0	2
	0	0	40+	0	9+	33+	1+	16-	4-	0	14+	0	0	18+
039SP	0	0	4	0	1	13	0	27	0	0	14	0	0	0
	0	0	3	0	1	8	1	36	0	0	21	0	0	3
	0	0	1+	0	0	5+	1-	9-	0	0	7-	0	0	3-
039ZZ	0	0	0	0	0	23	1	87	1	0	13	0	0	0
	0	0	7	1	1	24	10	111	3	0	48	0	0	0
	0	0	7-	1-	1-	1-	9-	24-	2-	0	35-	0	0	0
03901	0	0	0	0	0	17	0	20	0	0	0	0	0	0
	0	0	1	0	0	7	0	47	0	0	0	0	0	0
	0	0	1-	0	0	10+	0	27-	0	0	0	0	0	0

JAN THRU DEC 82-81

PART II ARRESTS BY CHARGE AND AGENCY TYPE
 JUVENILE ADULTS GRAND TOTAL OTHER ASSAULTS

PAGE 57
 ARSON FORGERY FRAUD EMBEZZLE STOLEN PROPERTY VANDAL ILLEGAL WEAPONS

AGENCY	82	81	CHANGE	JUVENILE	ADULTS	GRAND TOTAL	OTHER ASSAULTS	ARSON	FORGERY	FRAUD	EMBEZZLE	STOLEN PROPERTY	VANDAL	ILLEGAL WEAPONS
TERRA ALTA PD	82	81	CHANGE	0	65	65	13	0	0	0	0	0	3	0
				7	126	133	7	0	1	1	0	0	0	4
				7-	61-	68-	6+	0	1-	1-	0	0	3+	4-
ROWLESBURG PD	82	81	CHANGE	0	1	1	0	0	0	0	0	0	0	0
				0	10	10	0	0	0	0	0	0	0	0
				0	9-	9-	0	0	0	0	0	0	0	0
MASONTOWN PD	82	81	CHANGE	0	36	36	0	0	0	0	0	0	0	0
				1	12	13	0	0	0	0	0	0	0	0
				1-	24+	23+	0	0	0	0	0	0	0	0
NEWBURG PD	82	81	CHANGE	0	0	0	0	0	0	0	0	0	0	0
				0	0	0	0	0	0	0	0	0	0	0
				0	0	0	0	0	0	0	0	0	0	0
TUNNELTON PD	82	81	CHANGE	0	2	2	0	0	0	0	0	0	0	0
				0	7	7	0	0	0	0	0	0	0	0
				0	5-	5-	0	0	0	0	0	0	0	0

 PUTNAM CTY TOTAL 82 53 1167 1220 104 3 18 5 0 5 12 39
 81 52 1149 1201 88 5 4 27 2 9 5 41
 CHANGE 1+ 18+ 19+ 16+ 2- 14+ 22- 2- 4- 7+ 2-

RURAL	82	81	CHANGE	29	1136	1165	98	2	3	5	0	5	12	38
				14	1065	1079	74	5	4	25	2	6	1	40
				15+	71+	86+	24+	3-	1-	20-	2-	1-	11+	2-
SHERIFF	82	81	CHANGE	25	1047	1072	93	2	3	2	0	4	12	35
				5	946	951	72	2	3	8	0	5	0	38
				20+	101+	121+	21+	0	0	6-	0	1-	12+	3-
STATE POLICE	82	81	CHANGE	4	89	93	5	0	0	3	0	1	0	3
				9	119	128	2	3	1	17	2	1	1	2
				5-	30-	35-	3+	3-	1-	14-	2-	0	1-	1+
MUNICIPAL	82	81	CHANGE	24	31	55	6	1	15	0	0	0	0	1
				38	84	122	14	0	0	2	0	3	4	1
				14-	53-	67-	8-	1+	15+	2-	0	3-	4-	0
HURRICANE PD	82	81	CHANGE	23	26	49	6	1	15	0	0	0	0	1
				33	53	86	11	0	0	2	0	3	4	1
				10-	27-	37-	5-	1+	15+	2-	0	3-	4-	0
ELEANOR PD	82	81	CHANGE	0	0	0	0	0	0	0	0	0	0	0
				0	6	6	0	0	0	0	0	0	0	0
				0	6-	6-	0	0	0	0	0	0	0	0
POCA PD	82	81	CHANGE	0	0	0	0	0	0	0	0	0	0	0
				5	24	29	3	0	0	0	0	0	0	0
				5-	24-	29-	3-	0	0	0	0	0	0	0
BANCROFT PD	82	81	CHANGE	1	5	6	0	0	0	0	0	0	0	0
				0	1	1	0	0	0	0	0	0	0	0
				1+	4+	5+	0	0	0	0	0	0	0	0

 RALEIGH CTY TOTAL 82 248 2418 2666 244 17 48 208 1 38 132 82
 81 208 2135 2343 156 10 37 16 1 3 90 64
 CHANGE 40+ 283+ 323+ 88+ 7+ 11+ 192+ 0 35+ 42+ 18+

RURAL	82	81	CHANGE	42	1355	1397	172	10	32	188	1	30	49	49
				72	1046	1118	73	4	21	8	0	1	17	28
				30-	309+	279+	99+	6+	11+	180+	1+	29+	32+	21+
SHERIFF	82	81	CHANGE	18	884	902	80	8	5	171	1	3	29	35
				38	562	600	7	0	1	1	0	1	6	16
				20-	322+	302+	73+	8+	4+	170+	1+	2+	23+	19+
STATE POLICE	82	81	CHANGE	24	471	495	92	2	27	17	0	27	20	14
				34	484	518	66	4	20	7	0	0	11	12
				10-	13-	23-	26+	2-	7+	10+	0	27+	9+	2+
MUNICIPAL	82	81	CHANGE	206	1063	1269	72	7	16	20	0	8	83	33
				136	1089	1225	83	6	16	8	1	2	73	36
				70+	26-	44+	11-	1+	0	12+	1-	6+	10+	3-
BECKLEY PD	82	81	CHANGE	164	839	1003	61	4	16	20	0	5	76	26
				122	868	990	76	2	16	8	1	2	67	26
				42+	29-	13+	15-	2+	0	12+	1-	3+	9+	0
LESTER PD	82	81	CHANGE	2	19	21	2	0	0	0	0	1	0	0
				1	20	21	0	0	0	0	0	0	0	1
				1+	1-	0	2+	0	0	0	0	1+	0	1-
MABSCOTT PD	82	81	CHANGE	6	53	59	2	0	0	0	0	1	1	3
				7	35	42	2	0	0	0	0	0	1	2
				1-	18+	17+	0	0	0	0	0	1+	0	1+
SOPHIA PD	82	81	CHANGE	33	102	135	7	3	0	0	0	1	2	4
				5	137	142	5	2	0	0	0	0	2	7
				28+	35-	7-	2+	1+	0	0	0	1+	0	3-
RHODELL PD	82	81	CHANGE	1	50	51	0	0	0	0	0	0	4	0
				1	29	30	0	2	0	0	0	0	3	0
				0	21+	21+	0	2-	0	0	0	0	1+	0

 RANDOLPH CTY TOTAL 82 65 1146 1211 44 3 37 330 2 5 13 65
 81 59 1548 1607 52 8 40 387 2 5 24 32
 CHANGE 6+ 402- 396- 8- 5- 3- 57- 0 0 11- 33+

JAN THRU DEC 82-81

	COML VICE	SEX OFFENSES	NARCOTIC AND DRUG	PART II GAMBLING	ARRESTS FAMILY OFFENSES	PAGE BY CHARGE DRIVING UND INFL	60 AND LIQUOR LAWS	AGENCY TYPE DRUNK-ENNESS	DISORD CONDUCT	VAGRANCY	OTHER OFFENSES	SUSPICION	CURFEW LOITER	RUN-AWAYS
03902	0	0	0	0	0	5	1	29	1	0	13	0	0	0
	0	0	0	1	1	11	0	51	2	0	48	0	0	0
	0	0	6-	1-	1-	6-	1+	22-	1-	0	35-	0	0	0
03903	0	0	0	0	0	0	0	1	0	0	0	0	0	0
	0	0	0	0	0	2	0	8	0	0	0	0	0	0
	0	0	0	0	0	2-	0	7-	0	0	0	0	0	0
03904	0	0	0	0	0	0	0	36	0	0	0	0	0	0
	0	0	0	0	0	0	10	2	1	0	0	0	0	0
	0	0	0	0	0	0	10-	34+	1-	0	0	0	0	0
03905	0	0	0	0	0	0	0	0	0	0	0	0	0	0
	0	0	0	0	0	0	0	0	0	0	0	0	0	0
	0	0	0	0	0	0	0	0	0	0	0	0	0	0
03906	0	0	0	0	0	1	0	1	0	0	0	0	0	0
	0	0	0	0	0	4	0	3	0	0	0	0	0	0
	0	0	0	0	0	3-	0	2-	0	0	0	0	0	0
040AL	0	0	25	1	39	125	1	323	6	0	506	0	3	5
	0	1	23	0	1	137	2	390	3	0	439	0	17	7
	0	1-	2+	1+	38+	12-	1-	67-	3+	0	67+	0	14-	2-
040RU	0	0	24	1	39	125	0	307	0	0	505	0	0	1
	0	1	21	0	1	100	0	360	0	0	437	0	0	2
	0	1-	3+	1+	38+	25+	0	53-	0	0	68+	0	0	1-
040SO	0	0	21	1	39	111	0	263	0	0	485	0	0	1
	0	1	14	0	1	75	0	301	0	0	431	0	0	0
	0	1-	7+	1+	38+	36+	0	38-	0	0	54+	0	0	1+
040SP	0	0	3	0	0	14	0	44	0	0	20	0	0	0
	0	0	7	0	0	25	0	59	0	0	6	0	0	2
	0	0	4-	0	0	11-	0	15-	0	0	14+	0	0	2-
040ZZ	0	0	1	0	0	0	1	16	6	0	1	0	3	4
	0	0	2	0	0	37	2	30	3	0	2	0	17	5
	0	0	1-	0	0	37-	1-	14-	3+	0	1-	0	14-	1-
04001	0	0	1	0	0	0	1	10	6	0	1	0	3	4
	0	0	2	0	0	14	2	21	3	0	2	0	17	4
	0	0	1-	0	0	14-	1-	11-	3+	0	1-	0	14-	0
04003	0	0	0	0	0	0	0	0	0	0	0	0	0	0
	0	0	0	0	0	4	0	2	0	0	0	0	0	0
	0	0	0	0	0	4-	0	2-	0	0	0	0	0	0
04004	0	0	0	0	0	0	0	0	0	0	0	0	0	0
	0	0	0	0	0	19	0	6	0	0	0	0	0	1
	0	0	0	0	0	19-	0	6-	0	0	0	0	0	1-
04005	0	0	0	0	0	0	0	6	0	0	0	0	0	0
	0	0	0	0	0	0	0	1	0	0	0	0	0	0
	0	0	0	0	0	0	0	5+	0	0	0	0	0	0
041AL	0	22	134	28	8	253	14	1024	45	7	295	0	47	19
	1	10	100	0	2	260	1	1377	18	0	167	0	0	30
	1-	12+	34+	28+	6+	7-	13+	353-	27+	7+	128+	0	47+	11-
041RU	0	4	27	16	8	165	0	455	0	7	175	0	0	9
	0	1	32	0	2	145	1	670	0	0	85	0	0	30
	0	3+	5-	16+	6+	20+	1-	215-	0	7+	90+	0	0	21-
041SO	0	0	22	0	6	104	0	328	0	7	96	0	0	7
	0	0	24	0	0	83	0	427	0	0	7	0	0	27
	0	0	2-	0	6+	21+	0	99-	0	7+	89+	0	0	20-
041SP	0	4	5	16	2	61	0	127	0	0	79	0	0	2
	0	1	8	0	2	62	1	243	0	0	78	0	0	3
	0	3+	3-	16+	0	1-	1-	116-	0	0	1+	0	0	1-
041ZZ	0	18	107	12	0	88	14	569	45	0	120	0	47	10
	1	9	68	0	0	-115	0	707	18	0	82	0	0	0
	1-	9+	39+	12+	0	27-	14+	138-	27+	0	38+	0	47+	10+
04101	0	18	102	12	0	58	9	420	34	0	109	0	31	2
	1	9	56	0	0	85	0	545	15	0	81	0	0	0
	1-	9+	46+	12+	0	27-	9+	125-	19+	0	28+	0	31+	2+
04102	0	0	0	0	0	6	0	9	0	0	3	0	0	0
	0	0	0	0	0	8	0	11	0	0	1	0	0	0
	0	0	0	0	0	2-	0	2-	0	0	2+	0	0	0
04103	0	0	0	0	0	12	0	31	3	0	3	0	0	3
	0	0	0	0	0	0	0	35	2	0	0	0	0	0
	0	0	0	0	0	12+	0	4-	1+	0	3+	0	0	3+
04104	0	0	5	0	0	9	5	69	6	0	4	0	16	4
	0	0	11	0	0	17	0	97	1	0	0	0	0	0
	0	0	6-	0	0	8-	5+	28-	5+	0	4+	0	16+	4+
04105	0	0	0	0	0	3	0	40	2	0	1	0	0	1
	0	0	1	0	0	5	0	19	0	0	0	0	0	0
	0	0	1-	0	0	2-	0	21+	2+	0	1+	0	0	1+
042AL	0	8	8	2	6	92	5	385	57	10	139	0	0	0
	0	0	8	2	7	94	0	702	30	4	210	0	0	0
	0	8+	0	0	1-	2-	5+	317-	27+	6+	71-	0	0	0

RURAL	82	32	794	826	33	1	37	330	0	3	7	65	
	81	27	950	977	35	8	33	387	2	4	9	29	
CHANGE		5+	156-	151-	2-	7-	4+	57-	2-	1-	2-	36+	
SHERIFF	82	11	233	244	0	0	0	0	0	0	0	64	
	81	3	259	262	0	0	0	0	0	0	0	28	
CHANGE		8+	26-	18-	0	0	0	0	0	0	0	36+	
STATE POLICE	82	21	561	582	33	1	37	330	0	3	7	1	
	81	24	691	715	35	8	33	387	2	4	9	1	
CHANGE		3-	130-	133-	2-	7-	4+	57-	2-	1-	2-	0	
MUNICIPAL	82	33	352	385	11	2	0	0	2	2	6	0	
	81	32	598	630	17	0	7	0	0	1	15	3	
CHANGE		1+	246-	245-	6-	2+	7-	0	2+	1+	9-	3-	
ELKINS PD	82	33	352	385	11	2	0	0	2	2	6	0	
	81	32	576	608	17	0	7	0	0	1	13	3	
CHANGE		1+	224-	223-	6-	2+	7-	0	2+	1+	7-	3-	
MILL CREEK PD	82	0	0	0	0	0	0	0	0	0	0	0	
	81	0	22	22	0	0	0	0	0	0	2	0	
CHANGE		0	22-	22-	0	0	0	0	0	0	2-	0	

RITCHIE CTY	TOTAL	82	4	163	167	6	3	0	1	0	1	65	
		81	17	86	103	12	1	0	1	0	2	41	
CHANGE			13-	77+	64+	6-	2+	0	0	0	2-	27+	

RURAL	82	3	150	153	4	3	0	1	0	0	0	68	
	81	13	65	78	5	1	0	1	0	1	1	40	
CHANGE		10-	85+	75+	1-	2+	0	0	0	1-	1-	28+	
SHERIFF	82	3	138	141	4	3	0	1	0	0	0	68	
	81	13	61	74	4	1	0	1	0	0	1	40	
CHANGE		10-	77+	67+	0	2+	0	0	0	0	1-	28+	
STATE POLICE	82	0	12	12	0	0	0	0	0	0	0	0	
	81	0	4	4	1	0	0	0	0	1	0	0	
CHANGE		0	8+	8+	1-	0	0	0	0	1-	0	0	
MUNICIPAL	82	1	13	14	2	0	0	0	0	0	1	0	
	81	4	21	25	7	0	0	0	0	1	1	1	
CHANGE		3-	8-	11-	5-	0	0	0	0	1-	0	1-	
HARRISVILLE PD	82	1	11	12	2	0	0	0	0	0	1	0	
	81	4	13	17	6	0	0	0	0	0	1	1	
CHANGE		3-	2-	5-	4-	0	0	0	0	0	0	1-	
PENNSBORO PD	82	0	2	2	0	0	0	0	0	0	0	0	
	81	0	8	8	1	0	0	0	0	1	0	0	
CHANGE		0	6-	6-	1-	0	0	0	0	1-	0	0	
CAIRO PD	82	0	0	0	0	0	0	0	0	0	0	0	
	81	0	0	0	0	0	0	0	0	0	0	0	
CHANGE		0	0	0	0	0	0	0	0	0	0	0	

ROANE CTY	TOTAL	82	9	376	385	2	4	5	27	0	3	9	45
		81	16	670	686	24	2	19	24	0	1	16	52
CHANGE			7-	294-	301-	22-	2+	14-	3+	0	2+	7-	7-

RURAL	82	7	280	287	2	4	1	27	0	3	10	44	
	81	8	478	486	24	2	19	24	0	1	10	50	
CHANGE		1-	198-	199-	22-	2+	18-	3+	0	2+	7-	6-	
SHERIFF	82	6	217	223	2	0	0	26	0	0	0	42	
	81	6	379	385	17	0	15	19	0	0	1	48	
CHANGE		0	162-	162-	15-	0	15-	7+	0	0	1-	6-	
STATE POLICE	82	1	63	64	0	4	1	1	0	3	3	2	
	81	2	99	101	7	2	4	5	0	1	9	0	
CHANGE		1-	36-	37-	7-	2+	3-	4-	0	2+	6-	0	
MUNICIPAL	82	2	96	98	0	0	4	0	0	0	6	1	
	81	8	192	200	0	0	0	0	0	0	6	2	
CHANGE		6-	96-	102-	0	0	4+	0	0	0	0	1-	
SPENCER PD	82	2	96	98	0	0	4	0	0	0	6	1	
	81	8	192	200	0	0	0	0	0	0	6	2	
CHANGE		6-	96-	102-	0	0	4+	0	0	0	0	1-	

SUMMERS CTY	TOTAL	82	19	795	814	34	1	13	6	0	9	5	34
		81	32	1261	1293	62	1	0	15	0	2	13	46
CHANGE			13-	466-	479-	28-	0	13+	9-	0	7+	8-	12-

RURAL	82	11	450	461	23	0	11	6	0	3	5	32	
	81	8	577	585	49	1	0	15	0	2	11	34	
CHANGE		3+	127-	124-	26-	1-	11+	9-	0	1+	6-	2-	
SHERIFF	82	2	184	186	20	0	1	0	0	3	0	29	
	81	2	283	285	45	1	0	1	0	1	0	31	
CHANGE		0	99-	99-	25-	1-	1+	1-	0	2+	0	3-	
STATE POLICE	82	9	266	275	3	0	10	6	0	0	5	4	
	81	6	294	300	4	0	0	14	0	1	11	3	
CHANGE		3+	28-	25-	1-	0	10+	8-	0	1-	6-	1+	

JAN THRU DEC 82-81

	CCML VICE	SEX OFFENSES	PART II NARCOTIC AND DRUG	GAMBLING	ARRESTS BY FAMILY OFFENSES	PAGE 62 BY CHARGE DRIVING UND INFL	AND AGENCY TYPE LIQUOR LAWS	DRUNK-ENNESS	DISORD CONDUCT	VAGRANCY	OTHER OFFENSES	SUSPICION	CURFEW LOITER	RUN-AWAYS
042RU	0	7	8	2	3	57	3	169	0	3	104	0	0	0
	0	0	3	2	7	60	0	271	0	0	127	0	0	0
	0	7+	5+	0	4-	3-	0	102-	0	0	23-	0	0	0
04250	0	7	4	0	3	26	0	92	0	0	48	0	0	0
	0	0	1	0	7	15	0	147	0	0	64	0	0	0
	0	7+	3+	0	4-	11+	0	55-	0	0	16-	0	0	0
0425P	0	0	4	2	0	31	0	77	0	0	56	0	0	0
	0	0	2	2	0	45	0	124	0	0	63	0	0	0
	0	0	2+	0	0	14-	0	47-	0	0	7-	0	0	0
0422Z	0	1	0	0	3	35	5	216	57	10	35	0	0	0
	0	0	5	0	0	34	0	431	30	4	83	0	0	0
	0	1+	5-	0	3+	1+	5+	215-	27+	6+	48-	0	0	0
04201	0	1	0	0	3	35	5	216	57	10	35	0	0	0
	0	0	5	0	0	34	0	416	29	1	82	0	0	0
	0	1+	5-	0	3+	1+	5+	200-	28+	9+	47-	0	0	0
04202	0	0	0	0	0	0	0	0	0	0	0	0	0	0
	0	0	0	0	0	0	0	15	1	3	1	0	0	0
	0	0	0	0	0	0	0	15-	1-	3-	1-	0	0	0
043AL	0	0	6	1	2	23	1	27	0	0	28	0	0	0
	0	0	6	0	3	6	0	19	0	0	8	0	0	2
	0	0	1+	1+	1-	17+	1+	8+	0	0	20+	0	0	2-
043RU	0	0	6	1	1	22	1	19	0	0	27	0	0	0
	0	0	5	0	2	3	0	9	0	0	8	0	0	2
	0	0	1+	1+	1-	19+	1+	10+	0	0	19+	0	0	2-
04350	0	0	5	0	1	15	1	16	0	0	27	0	0	0
	0	0	3	0	2	3	0	9	0	0	8	0	0	2
	0	0	2+	0	1-	12+	1+	7+	0	0	19+	0	0	2-
0435P	0	0	1	1	0	7	0	3	0	0	0	0	0	0
	0	0	2	0	0	0	0	0	0	0	0	0	0	0
	0	0	1-	1+	0	7+	0	3+	0	0	0	0	0	0
0432Z	0	0	0	0	1	1	0	8	0	0	1	0	0	0
	0	0	1	0	1	3	0	10	0	0	0	0	0	0
	0	0	1-	0	0	2-	0	2-	0	0	1+	0	0	0
04301	0	0	0	0	1	1	0	6	0	0	1	0	0	0
	0	0	1	0	1	1	0	6	0	0	0	0	0	0
	0	0	1-	0	0	0	0	0	0	0	1+	0	0	0
04302	0	0	0	0	0	0	0	2	0	0	0	0	0	0
	0	0	0	0	0	2	0	4	0	0	0	0	0	0
	0	0	0	0	0	2-	0	2-	0	0	0	0	0	0
04303	0	0	0	0	0	0	0	0	0	0	0	0	0	0
	0	0	0	0	0	0	0	0	0	0	0	0	0	0
	0	0	0	0	0	0	0	0	0	0	0	0	0	0
044AL	0	1	11	0	2	27	0	151	2	0	96	0	0	0
	0	0	15	0	4	52	0	347	17	0	112	0	0	1
	0	1+	4-	0	2-	25-	0	196-	15-	0	16-	0	0	1-
044RU	0	1	10	0	2	24	0	70	0	0	96	0	0	0
	0	0	12	0	4	42	0	186	0	0	111	0	0	1
	0	1+	2-	0	2-	18-	0	116-	0	0	15-	0	0	1-
04450	0	0	6	0	2	9	0	43	0	0	93	0	0	0
	0	0	3	0	3	23	0	138	0	0	110	0	0	0
	0	0	5-	0	1-	14-	0	95-	0	0	17-	0	0	0
0445P	0	1	4	0	0	15	0	27	0	0	3	0	0	0
	0	0	1	0	1	19	0	48	0	0	1	0	0	1
	0	1+	3+	0	1-	4-	0	21-	0	0	2+	0	0	1-
0442Z	0	0	1	0	0	3	0	81	2	0	0	0	0	0
	0	0	3	0	0	10	0	161	17	0	1	0	0	0
	0	0	2-	0	0	7-	0	80-	15-	0	1-	0	0	0
04401	0	0	1	0	0	3	0	81	2	0	0	0	0	0
	0	0	3	0	0	10	0	161	17	0	1	0	0	0
	0	0	2-	0	0	7-	0	80-	15-	0	1-	0	0	0
045AL	0	2	34	0	8	109	0	459	14	0	85	0	0	1
	0	0	48	0	32	154	3	780	18	0	116	0	0	1
	0	0	14-	0	24-	45-	3-	321-	4-	0	31-	0	0	0
045RU	0	2	19	0	4	72	0	187	11	0	85	0	0	1
	0	2	23	0	28	55	3	243	2	0	116	0	0	1
	0	0	4-	0	24-	17+	3-	56-	9+	0	31-	0	0	0
04550	0	0	4	0	4	29	0	32	0	0	65	0	0	0
	0	1	3	0	28	13	0	63	2	0	96	0	0	0
	0	1-	1+	0	24-	16+	0	31-	2-	0	31-	0	0	0
0455P	0	2	15	0	0	43	0	155	11	0	20	0	0	1
	0	1	20	0	0	42	3	180	0	0	20	0	0	1
	0	1+	5-	0	0	1+	3-	25-	11+	0	0	0	0	0

	COML VICE	SEX OFFENSES	NARCOTIC AND DRUG	PART II GAMBLING	ARRESTS BY FAMILY OFFENSES	CHARGE DRIVING UND INFL	PAGE 68 AND LIQUOR LAWS	AGENCY TYPE DRUNK-ENNESS	DISORD CONDUCT	VAGRANCY	OTHER OFFENSES	SUSPICION LOITER	CURFEW LOITER	RUN-AWAYS
045ZZ	0 0 0	0 0 0	15 25 10-	0 0 0	4 4 0	37 99 62-	0 0 0	272 537 265-	3 16 13-	0 0 0	0 0 0	0 0 0	0 0 0	0 0 0
04501	0 0 0	0 0 0	15 25 10-	0 0 0	4 4 0	37 99 62-	0 0 0	272 537 265-	3 16 13-	0 0 0	0 0 0	0 0 0	0 0 0	0 0 0
046AL	2 0 2+	5 0 5+	17 17 0	8 0 8+	32 14 18+	99 35 64+	14 7 7+	223 251 28-	7 7 0	0 0 0	116 200 84-	0 0 0	0 0 0	1 1 0
046RU	2 0 2+	5 0 5+	13 9 4+	8 0 8+	32 14 18+	90 30 60+	14 7 7+	140 146 6-	0 0 0	0 0 0	89 178 89-	0 0 0	0 0 0	1 1 0
04650	0 0 0	4 0 4+	8 9 1-	4 0 4+	11 4 7+	52 19 33+	11 1 10+	96 102 6-	0 0 0	0 0 0	63 53 10+	0 0 0	0 0 0	0 0 0
0465P	2 0 2+	1 0 1+	5 0 5+	4 0 4+	21 10 11+	38 11 27+	3 6 3-	44 44 0	0 0 0	0 0 0	26 125 99-	0 0 0	0 0 0	1 1 0
046ZZ	0 0 0	0 0 0	4 8 4-	0 0 0	0 0 0	9 5 4+	0 0 0	83 105 22-	7 7 0	0 0 0	27 22 5+	0 0 0	0 0 0	0 0 0
04601	0 0 0	0 0 0	4 8 4-	0 0 0	0 0 0	9 5 4+	0 0 0	83 105 22-	7 7 0	0 0 0	27 22 5+	0 0 0	0 0 0	0 0 0
04602	0 0 0	0 0 0	0 0 0	0 0 0	0 0 0	0 0 0	0 0 0	0 0 0	0 0 0	0 0 0	0 0 0	0 0 0	0 0 0	0 0 0
047AL	0 0 0	1 1 0	7 9 2-	8 0 8+	6 10 4-	27 33 6-	3 6 3-	101 131 30-	2 2 5-	0 0 0	69 58 11+	0 0 0	0 1 1-	1 2 1-
047RU	0 0 0	1 1 0	4 5 1-	8 0 8+	6 10 4-	24 29 5-	2 3 1-	58 76 18-	0 1 0	0 0 0	64 47 17+	0 0 0	0 0 0	0 0 0
04750	0 0 0	1 1 0	4 3 1+	0 0 0	3 0 3+	24 21 3+	2 1 1+	52 66 14-	0 1 1-	0 0 0	45 31 14+	0 0 0	0 0 0	0 0 0
0475P	0 0 0	0 0 0	0 2 2-	8 0 8+	3 10 7-	0 8 8-	0 2 2-	6 10 4-	0 0 0	0 0 0	19 15 3+	0 0 0	0 0 0	0 0 0
047ZZ	0 0 0	0 0 0	3 4 1-	0 0 0	0 0 0	3 4 1-	1 3 2-	43 55 12-	2 6 4-	0 0 0	5 11 6-	0 0 0	0 1 1-	1 2 1-
04701	0 0 0	0 0 0	0 2 2-	0 0 0	0 0 0	2 2 0	2 2 2-	27 43 16-	1 2 1-	0 0 0	3 1 7-	0 0 0	0 1 1-	0 0 0
04702	0 0 0	0 0 0	0 0 0	0 0 0	0 0 0	0 0 0	0 0 0	0 0 0	0 0 0	0 0 0	0 0 0	0 0 0	0 0 0	0 0 0
04704	0 0 0	0 0 0	3 2 1+	0 0 0	0 0 0	1 2 1-	1 1 0	16 12 4+	1 4 3-	0 0 0	2 1 1+	0 0 0	0 0 0	1 2 1-
04705	0 0 0	0 0 0	0 0 0	0 0 0	0 0 0	0 0 0	0 0 0	0 0 0	0 0 0	0 0 0	0 0 0	0 0 0	0 0 0	0 0 0
048AL	0 0 0	1 2 1-	38 50 12-	0 0 0	14 8 6+	26 39 13-	1 5 4-	166 154 12+	31 16 15+	2 0 2+	40 74 34-	0 0 0	0 0 0	8 13 5-
048RU	0 0 0	0 2 2-	15 36 21-	0 0 0	14 7 7+	12 17 5-	0 2 2-	51 52 1-	3 3 0	1 1+	23 54 31-	0 0 0	0 0 0	3 5 2-
04850	0 0 0	0 1 1-	13 34 21-	0 0 0	14 7 7+	6 5 1+	0 2 2-	40 49 9-	3 3 0	1 1+	22 49 27-	0 0 0	0 0 0	3 3 0
0485P	0 0 0	0 1 1-	2 2 0	0 0 0	0 0 0	6 12 6-	0 0 0	11 3 8+	0 0 0	0 0 0	1 5 4-	0 0 0	0 0 0	0 2 2-
048ZZ	0 0 0	1 0 1+	23 14 9+	0 0 0	1 1 1-	14 22 8-	1 3 2-	115 102 13+	28 13 15+	1 1+	17 20 3-	0 0 0	0 0 0	5 8 3-
04801	0 0 0	0 0 0	20 6 14+	0 0 0	1 1 1-	7 8 1-	1 3 2-	19 21 2-	9 10 1-	0 0 0	0 2 2-	0 0 0	0 0 0	4 7 3-
04802	0 0 0	1 0 1+	2 6 4-	0 0 0	0 0 0	7 13 6-	0 0 0	87 79 8+	18 1 17+	1 0 1+	17 17 0	0 0 0	0 0 0	1 0 1+

AGENCY	82	81	CHANGE	JUVENILE	ADULTS	GRAND TOTAL	OTHER ASSAULTS	ARSON	FORGERY	FRAUD	EMBEZZLE	STOLEN PROPERTY	VANDAL	ILLEGAL WEAPONS
MIDDLESOURNE PD	82	81	CHANGE	0	11	11	0	0	0	0	0	0	0	0
				1	12	13	0	1-	0	0	0	1-	1-	1-
FRIENDLY PD	82	81	CHANGE	0	0	0	0	0	0	0	0	0	0	0
				0	0	0	0	0	0	0	0	0	0	0
UPSHUR CTY	82	81	CHANGE	47	1353	1400	108	15	7	567	10	5	16	46
				33	1561	1594	145	0	0	369	0	1	6	36
				14+	208-	194-	37-	0	8+	193+	10+	4+	10+	10+
RURAL	82	81	CHANGE	36	1051	1087	95	13	7	567	10	5	7	46
				25	1349	1374	138	0	6+	369	0	1	2	35
				11+	298-	287-	43-	0	0	193+	10+	4+	5+	11+
SHERIFF	82	81	CHANGE	15	782	797	62	4	0	459	0	2	0	40
				18	1144	1162	102	0	4+	328	0	0	0	30
				3-	362-	365-	40-	0	0	131+	0	2+	0	10+
STATE POLICE	82	81	CHANGE	21	269	290	33	9	0	108	10	3	7	6
				7	205	212	36	7	0	41	0	1	2	5
				14+	64+	78+	3-	0	2+	67+	10+	2+	5+	1+
MUNICIPAL	82	81	CHANGE	11	302	313	13	2	0	0	0	0	9	0
				8	212	220	7	0	0	0	0	0	4	1
				3+	90+	93+	6+	0	2+	0	0	0	5+	1-
BUCKHANNON PD	82	81	CHANGE	11	302	313	13	2	0	0	0	0	9	0
				8	212	220	7	0	0	0	0	0	4	1
				3+	90+	93+	6+	0	2+	0	0	0	5+	1-
WAYNE CTY	82	81	CHANGE	31	1374	1405	93	5	3	88	3	20	15	61
				73	1849	1922	103	7	3	86	1	24	24	79
				42-	475-	517-	10-	2-	0	2+	2+	4-	9-	18-
RURAL	82	81	CHANGE	7	843	850	90	2	0	88	3	18	14	59
				15	1069	1084	97	7	7	86	1	17	18	66
				8-	226-	234-	7-	7-	1-	2+	2+	1+	4-	7-
SHERIFF	82	81	CHANGE	2	490	492	63	1	0	88	2	1	13	47
				1	628	629	86	0	3	84	1	4	12	53
				1+	138-	137-	18-	0	2-	4+	1+	3-	1+	6-
STATE POLICE	82	81	CHANGE	5	353	358	22	1	0	0	1	17	1	12
				14	441	455	11	7	0	2	0	13	6	13
				9-	88-	97-	11+	7-	1+	2-	1+	4+	5-	1-
MUNICIPAL	82	81	CHANGE	24	531	555	3	5	1	0	0	2	1	2
				58	780	838	6	0	0	0	0	7	6	13
				34-	249-	283-	3-	5+	1+	0	0	5-	5-	11-
CEREDO PD	82	81	CHANGE	1	75	76	1	0	1	0	0	0	0	0
				1	61	62	0	0	0	0	0	0	0	0
				0	14+	14+	1+	0	1+	0	0	0	0	0
KENOVA PD	82	81	CHANGE	17	357	374	2	5	0	0	0	2	0	2
				54	422	476	0	0	0	0	0	7	6	13
				37-	65-	102-	2+	5+	0	0	0	5-	6-	11-
WAYNE PD	82	81	CHANGE	4	20	24	0	0	0	0	0	0	1	0
				0	109	109	0	0	0	0	0	0	0	0
				4+	89-	85-	0	0	0	0	0	0	1+	0
FORT GAY PD	82	81	CHANGE	2	79	81	0	0	0	0	0	0	0	0
				3	188	191	6	0	0	0	0	0	0	0
				1-	109-	110-	6-	0	0	0	0	0	0	0
WEBSTER CTY	82	81	CHANGE	5	493	500	35	3	0	42	0	1	19	31
				17	734	751	55	0	1	76	1	4	34	39
				12-	239-	251-	20-	0	2+	34-	1-	4-	15-	8-
RURAL	82	81	CHANGE	5	304	309	33	3	0	42	0	1	19	31
				14	423	437	55	1	76	1	4	33	34	39
				9-	119-	128-	22-	0	2+	34-	1-	3-	14-	3-
SHERIFF	82	81	CHANGE	2	176	178	29	0	0	35	0	0	8	26
				7	269	276	43	0	0	63	0	2	20	23
				5-	93-	98-	14-	0	0	28-	0	2-	12-	3+
STATE POLICE	82	81	CHANGE	3	128	131	4	3	7	0	1	11	5	
				7	154	161	12	1	13	0	2	13	11	
				4-	26-	30-	8-	0	2+	6-	1-	2-	6-	
MUNICIPAL	82	81	CHANGE	0	191	191	2	0	0	0	0	0	0	0
				3	311	314	0	0	0	0	0	1	1	5
				3-	120-	123-	2+	0	0	0	0	1-	1-	5-
WEBSTER SPRINGS PD	82	81	CHANGE	0	143	143	2	0	0	0	0	0	0	0
				0	197	197	0	0	0	0	0	0	0	1
				0	54-	54-	2+	0	0	0	0	0	0	1-
CAMEN PD	82	81	CHANGE	0	48	48	0	0	0	0	0	0	0	0
				2	90	92	0	0	0	0	0	1	0	2
				2-	42-	44-	0	0	0	0	0	1-	0	2-
CAMDEN-ON-GAULEY PD	82	81	CHANGE	0	0	0	0	0	0	0	0	0	0	0
				1	24	25	0	0	0	0	0	0	1	2
				1-	24-	25-	0	0	0	0	0	0	1-	2-

JAN THRU DEC 82-81

	COMPL VICE	SEX OFFENSES	NARCOTIC AND DRUG	PART II GAMBLING	ARRESTS BY FAMILY OFFENSES	PAGE 70 BY CHARGE DRIVING UND INFL	AND LIQUOR LAWS	AGENCY TYPE DRUNK-ENNESS	DISORD CONDUCT	VAGRANCY	OTHER OFFENSES	SUSPICION	CURFEW LOITER	RUN-AWAYS
04803	0	0	1	0	0	0	0	9	1	0	0	0	0	0
	0	0	2	0	0	1	0	2	2	0	1	0	0	1
	0	0	1-	0	0	1-	0	7+	1-	0	1-	0	0	1-
04804	0	0	0	0	0	0	0	0	0	0	0	0	0	0
	0	0	0	0	0	0	0	0	0	0	0	0	0	0
	0	0	0	0	0	0	0	0	0	0	0	0	0	0

049AL	0	1	18	7	4	65	2	334	24	2	159	0	3	14
	0	3	46	12	0	54	10	259	10	0	622	0	8	6
	0	2-	28-	5-	4+	11+	8-	75+	14+	2+	463-	0	5-	8+

049RU	0	1	11	7	2	38	2	123	1	1	143	0	3	12
	0	3	32	12	0	38	0	136	0	0	587	0	8	6
	0	2-	21-	5-	2+	0	2+	13-	1+	1+	444-	0	5-	6+
04990	0	0	4	0	0	31	0	67	0	1	116	0	3	8
	0	0	25	0	0	25	0	99	0	0	543	0	8	2
	0	0	21-	0	0	6+	0	32-	0	1+	427-	0	5-	6+
049SP	0	1	7	7	2	7	2	56	1	0	27	0	0	4
	0	3	7	12	0	13	0	37	0	0	44	0	0	4
	0	2-	0	5-	2+	6-	2+	19+	1+	0	17-	0	0	0
049Z2	0	0	7	0	2	27	0	211	23	1	16	0	0	2
	0	0	14	0	0	16	10	123	10	0	35	0	0	0
	0	0	7-	0	2+	11+	10-	88+	13+	1+	19-	0	0	2+
04901	0	0	7	0	2	27	0	211	23	1	16	0	0	2
	0	0	14	0	0	16	10	123	10	0	35	0	0	0
	0	0	7-	0	2+	11+	10-	88+	13+	1+	19-	0	0	2+

050AL	0	0	17	1	59	58	0	808	41	2	129	0	1	1
	1-	3-	19	0	60	119	67	1052	64	1	191	0	6	12
	0	3-	2-	1+	1-	61-	67-	244-	23-	1+	62-	0	5-	11-

050RU	0	0	10	1	59	13	0	388	1	0	104	0	0	0
	0	3	6	0	59	43	52	508	0	0	118	0	0	0
	0	3-	4+	1+	0	30-	52-	120-	1+	0	14-	0	0	0
050S0	0	0	2	1	59	7	0	182	0	0	21	0	0	0
	0	0	0	0	59	24	2	273	0	0	28	0	0	0
	0	0	2+	1+	0	17-	2-	91-	0	0	7-	0	0	0
050SP	0	0	8	0	0	6	0	206	1	0	83	0	0	0
	0	3	6	0	0	19	50	235	0	0	90	0	0	0
	0	3-	2+	0	0	13-	50-	29-	1+	0	7-	0	0	0
050Z2	0	0	7	0	0	45	0	420	40	2	25	0	1	1
	1	0	13	0	1	76	15	544	64	1	73	0	6	12
	1-	0	6-	0	1-	31-	15-	124-	24-	1+	48-	0	5-	11-
05001	0	0	0	0	0	12	0	51	9	0	2	0	0	0
	0	0	1-	0	0	17	9	29	0	0	6	0	0	0
	0	0	0	0	0	5-	9-	22+	9+	0	4-	0	0	0
05002	0	0	7	0	0	32	0	274	28	2	19	0	0	1
	1	0	7	0	1	59	4	274	26	0	60	0	6	12
	1-	0	0	0	1-	27-	4-	0	2+	2+	41-	0	6-	11-
05003	0	0	0	0	0	1	0	17	0	0	4	0	1	0
	0	0	0	0	0	0	2	107	0	0	0	0	0	0
	0	0	0	0	0	1+	2-	90-	0	0	4+	0	1+	0
05004	0	0	0	0	0	0	0	78	3	0	0	0	0	0
	0	0	5	0	0	0	0	134	38	1	7	0	0	0
	0	0	5-	0	0	0	0	56-	35-	1-	7-	0	0	0

051AL	0	1	34	2	3	75	9	193	1	0	51	0	0	0
	0	3	48	0	6	55	2	338	9	0	78	0	0	1
	0	2-	14-	2+	3-	20+	7+	145-	8-	0	27-	0	0	1-

051RU	0	1	27	2	3	43	4	54	1	0	45	0	0	0
	0	3	43	0	6	21	0	89	1	0	69	0	0	1
	0	2-	16-	2+	3-	22+	4+	35-	0	0	24-	0	0	1-
05150	0	1	7	0	1	14	0	27	0	0	30	0	0	0
	0	2	14	0	5	11	0	42	1	0	49	0	0	1
	0	1-	7-	0	4-	3+	0	15-	1-	0	19-	0	0	1-
051SP	0	0	20	2	2	29	4	27	1	0	15	0	0	0
	0	1	29	0	1	10	0	47	0	0	20	0	0	0
	0	1-	9-	2+	1+	19+	4+	20-	1+	0	5-	0	0	0
051Z2	0	0	7	0	0	32	5	139	0	0	6	0	0	0
	0	0	5	0	0	34	2	249	8	0	9	0	0	0
	0	0	2+	0	0	2-	3+	110-	8-	0	3-	0	0	0
05101	0	0	0	0	0	14	5	116	0	0	6	0	0	0
	0	0	1	0	0	13	2	170	1	0	9	0	0	0
	0	0	1-	0	0	1+	3+	54-	1-	0	3-	0	0	0
05102	0	0	7	0	0	18	0	23	0	0	0	0	0	0
	0	0	0	0	0	18	0	71	0	0	0	0	0	0
	0	0	7+	0	0	0	0	48-	0	0	0	0	0	0
05103	0	0	0	0	0	0	0	0	0	0	0	0	0	0
	0	0	4	0	0	3	0	8	7	0	0	0	0	0
	0	0	4-	0	0	3-	0	8-	7-	0	0	0	0	0

PART II ARRESTS BY CHARGE AND AGENCY TYPE
JUVENILE ADULTS GRAND TOTAL OTHER ASSAULTS

ARSON FORGERY FRAUD EMBEZZLE STOLEN PROPERTY VANDAL ILLEGAL WEAPONS

Table with columns for Agency Type (TOTAL, CHANGE), Age Group (82, 81), and various Charge Types (ARSON, FORGERY, FRAUD, EMBEZZLE, STOLEN PROPERTY, VANDAL, ILLEGAL WEAPONS). Rows include METZEL CTY, RURAL, SHERIFF, STATE POLICE, MUNICIPAL, HUNDRED PD, NEW MARTINSVILLE PD, PINE GROVE PD, LITTLETON PD, SMITHFIELD PD, WIRT CTY, ELIZABETH PD, WOOD CTY, PARKERSBURG PD, VIENNA PD, WILLIAMSTOWN PD, and WYOMING CTY.

	CONL VICE	SEX OFFENSES	NARCOTIC AND DRUG	GAMBLING	ARRESTS BY FAMILY OFFENSES	CHARGE DRIVING UND INFL	LIQUOR LAWS	AGENCY TYPE DRUNK-ENNESS	DISORD CONDUCT	VAGRANCY	OTHER OFFENSES	SUSPICION	CURFEW LOITER	RUN-AWAYS
052AL	1 0 1+	0 7 7-	28 29 1-	0 0 0	1 1 0	63 68 5-	0 5 5-	151 236 85-	8 16 8-	0 0 0	172 152 20+	0 0 0	4 4 0	5 3 2+
052RU	1 0 1+	0 3 3-	27 18 9+	0 0 0	1 1 0	11 27 16-	0 0 0	41 69 28-	0 1 1-	0 0 0	118 107 11+	0 0 0	0 0 0	1 0 1+
052S0	0 0 0	0 2 2-	10 13 3-	0 0 0	0 0 0	5 8 3-	0 0 0	31 36 5-	0 0 0	0 0 0	99 74 25+	0 0 0	0 0 0	0 0 0
052SP	1 0 1+	0 1 1-	17 5 12+	0 0 0	1 1 0	6 19 13-	0 0 0	10 33 23-	0 1 1-	0 0 0	19 33 14-	0 0 0	0 0 0	1 0 1+
052ZZ	0 0 0	0 4 4-	1 11 10-	0 0 0	0 0 0	52 41 11+	0 5 5-	110 167 57-	8 15 7-	0 0 0	54 45 9+	0 0 0	4 4 0	4 3 1+
05201	0 0 0	0 0 0	0 0 0	0 0 0	0 0 0	0 1 1-	0 0 0	4 11 7-	1 6 5-	0 0 0	0 0 0	0 0 0	0 0 0	0 0 0
05202	0 0 0	0 4 4-	1 11 10-	0 0 0	0 0 0	52 40 12+	0 5 5-	105 156 51-	7 9 2-	0 0 0	54 45 9+	0 0 0	4 4 0	4 3 1+
05204	0 0 0	0 0 0	0 0 0	0 0 0	0 0 0	0 0 0	0 0 0	1 0 1+	0 0 0	0 0 0	0 0 0	0 0 0	0 0 0	0 0 0
05205	0 0 0	0 0 0	0 0 0	0 0 0	0 0 0	0 0 0	0 0 0	0 0 0	0 0 0	0 0 0	0 0 0	0 0 0	0 0 0	0 0 0
05206	0 0 0	0 0 0	0 0 0	0 0 0	0 0 0	0 0 0	0 0 0	0 0 0	0 0 0	0 0 0	0 0 0	0 0 0	0 0 0	0 0 0
053AL	0 0 0	1 0 1+	10 7 3+	0 0 0	0 0 0	9 6 3+	0 3 3-	51 66 15-	0 2 2-	0 0 0	26 24 2+	0 0 0	0 0 0	0 0 0
053RU	0 0 0	1 0 1+	8 7 1+	0 0 0	0 0 0	6 6 0	0 3 3-	26 34 8-	0 0 0	0 0 0	26 24 2+	0 0 0	0 0 0	0 0 0
053S0	0 0 0	0 0 0	4 6 2-	0 0 0	0 0 0	4 0 4+	0 0 0	8 2 6+	0 0 0	0 0 0	22 17 5+	0 0 0	0 0 0	0 0 0
053SP	0 0 0	1 0 1+	4 1 3+	0 0 0	0 0 0	2 6 4-	0 3 3-	18 32 14-	0 0 0	0 0 0	4 7 3-	0 0 0	0 0 0	0 0 0
053ZZ	0 0 0	0 0 0	2 0 2+	0 0 0	0 0 0	3 0 3+	0 0 0	25 32 7-	0 2 2-	0 0 0	0 0 0	0 0 0	0 0 0	0 0 0
05301	0 0 0	0 0 0	2 0 2+	0 0 0	0 0 0	3 0 3+	0 0 0	25 32 7-	0 2 2-	0 0 0	0 0 0	0 0 0	0 0 0	0 0 0
054AL	1 2 1-	12 18 6-	74 30 44+	6 9 3-	36 39 3-	223 124 99+	21 6 15+	843 1507 664-	33 78 45-	0 1 1-	486 708 222-	0 0 0	0 1 1-	11 10 1+
054RU	0 0 0	5 4 1+	26 21 5+	1 0 1+	36 39 3-	23 61 38-	3 1 2+	121 356 235-	2 41 39-	0 1 1-	227 466 239-	0 0 0	0 0 0	0 4 4-
054S0	0 0 0	2 4 2-	2 6 4-	1 0 1+	36 0 0	7 7 0	3 1 2+	42 119 77-	2 48 38-	0 0 0	212 405 193-	0 0 0	0 0 0	0 0 0
054SP	0 0 0	3 0 3+	24 15 9+	0 0 0	0 3 3-	16 54 38-	0 0 0	79 237 158-	0 1 1-	0 1 1-	15 61 46-	0 0 0	0 0 0	0 4 4-
054ZZ	1 2 1-	7 14 7-	48 9 39+	5 9 4-	0 0 0	200 63 137+	18 5 13+	722 1151 429-	31 37 6-	0 0 0	259 242 17+	0 0 0	0 1 1-	11 6 5+
05401	1 2 1-	5 9 4-	42 3 39+	4 9 5-	0 0 0	163 29 134+	16 5 11+	645 1094 451-	19 34 15-	0 0 0	243 225 18+	0 0 0	0 0 0	8 4 4+
05402	0 0 0	2 5 3-	0 1 1-	1 0 1+	0 0 0	37 34 3+	2 0 2+	62 43 19+	0 1 1-	0 0 0	10 11 1-	0 0 0	0 0 0	2 2 0
05403	0 0 0	0 0 0	6 5 1+	0 0 0	0 0 0	0 0 0	0 0 0	15 12 3+	12 2 10+	0 0 0	6 6 0	0 0 0	0 1 1-	1 0 1+
055AL	2 0 2+	1 0 1+	20 19 1+	0 0 0	0 0 0	190 126 64+	3 1 2+	544 962 418-	24 20 4+	0 0 0	270 268 2+	0 0 0	0 0 0	0 0 0

JAN THRU DEC 82-81

PAGE 77
 PART II ARRESTS BY CHARGE AND AGENCY TYPE
 JUVENILE ADULTS GRAND OTHER ARSON FORGERY FRAUD EMBEZZLE STOLEN VANDAL ILLEGAL
 TOTAL ASSAULTS PROPERTY WEAPONS

AGENCY	CHARGE	JUVENILE	ADULTS	GRAND TOTAL	OTHER ASSAULTS	ARSON	FORGERY	FRAUD	EMBEZZLE	STOLEN PROPERTY	VANDAL	ILLEGAL WEAPONS
RURAL	82	4	571	575	6	0	1	1	0	5	1	12
	81	10	748	758	3	0	12	0	0	6	0	18
	CHANGE	6-	177-	183-	3+	0	11-	1+	0	1-	1+	6-
SHERIFF	82	2	519	521	0	0	0	0	0	0	0	8
	81	0	644	644	0	0	0	0	0	0	0	15
	CHANGE	2+	125-	123-	0	0	0	0	0	0	0	7-
STATE POLICE	82	2	52	54	6	0	1	1	0	5	1	4
	81	10	104	114	3	0	12	0	0	6	0	3
	CHANGE	8-	52-	60-	3+	0	11-	1+	0	1-	1+	1+
MUNICIPAL	82	19	530	549	29	0	4	0	0	1	0	10
	81	37	698	735	37	0	0	0	0	5	7	9
	CHANGE	18-	168-	186-	8-	0	4+	0	0	4-	7-	1+
MULLENS PD	82	5	77	82	0	0	0	0	0	0	0	3
	81	20	88	108	2	0	0	0	0	5	0	1
	CHANGE	15-	11-	26-	2-	0	0	0	0	3-	0	2+
PINEVILLE PD	82	1	207	208	0	0	1	0	0	0	0	1
	81	2	372	374	0	0	0	0	0	0	0	2
	CHANGE	1-	165-	166-	0	0	1+	0	0	0	0	1-
OCEANA PD	82	13	246	259	29	0	3	0	0	1	0	6
	81	15	238	253	35	0	0	0	0	0	7	6
	CHANGE	2-	8+	6+	6-	0	3+	0	0	1+	7-	0

	COML VICE	SEX OFFENSES	PART II MARCOTIC AND DRUG	GAMBLING	ARRESTS BY FAMILY OFFENSES	CHARGE DRIVING UND INFL	AND AGENCY LIQUOR LAWS	TYPE DRUNK- ENNESS	DISORD CONDUCT	VAGRANCY	OTHER OFFENSES	SUSPICION	CURFEW LOITER	RUN- AWAYS
055RU	0	1	3	0	0	94	0	251	0	0	200	0	0	0
	0	0	6	0	0	84	1	399	0	0	229	0	0	0
	0	1+	3-	0	0	10+	1-	148-	0	0	29-	0	0	0
055SO	0	0	1	0	0	79	0	242	0	0	191	0	0	0
	0	0	0	0	0	62	0	347	0	0	220	0	0	0
	0	0	1+	0	0	17+	0	105-	0	0	29-	0	0	0
055SP	0	1	2	0	0	15	0	9	0	0	9	0	0	0
	0	0	6	0	0	22	1	52	0	0	9	0	0	0
	0	1+	4-	0	0	7-	1-	43-	0	0	0	0	0	0
055ZZ	2	0	17	0	0	96	3	293	24	0	70	0	0	0
	0	0	13	0	0	42	0	563	20	0	39	0	0	0
	2+	0	4+	0	0	54+	3+	270-	4+	0	31+	0	0	0
05501	0	0	0	0	0	16	3	52	4	0	4	0	0	0
	0	0	0	0	0	7	0	70	7	0	16	0	0	0
	0	0	0	0	0	9+	3+	18-	3-	0	12-	0	0	0
05502	0	0	0	0	0	34	0	143	3	0	26	0	0	0
	0	0	0	0	0	7	0	354	2	0	9	0	0	0
	0	0	0	0	0	27+	0	211-	1+	0	17+	0	0	0
05503	2	0	17	0	0	46	0	98	17	0	40	0	0	0
	0	0	13	0	0	28	0	139	11	0	14	0	0	0
	2+	0	4+	0	0	18+	0	41-	6+	0	26+	0	0	0

D. N. R.
Department of Natural Resources

DEPARTMENT OF NATURAL RESOURCES DISTRICT 1

Arrests By Age Persons Under 18 Years of Age

January-December 1992, 1991

F DIST. 1
AGENCY IDENTIFIER

WEST VIRGINIA
AGE, SEX, RACE, AND ETHNIC ORIGIN OF PERSONS ARRESTED, under 18 years of age
(INCLUDE THOSE RELEASED WITHOUT HAVING BEEN FORMALLY CHARGED)

CLASSIFICATION OF OFFENSES	SEX	AGE						Total Under 18	RACE			ETHNIC ORIGIN		
		Under 10	10-12	13-14	15	16	17		White	Black	Asian or Pacific Islander	Hispanic	Not Hispanic	
Murder	01A Male													
	Female													
Manslaughter	01B Male													
	Female													
Forcible Rape	02 Male													
	Female													
Robbery	03 Male													
	Female													
Felony Assault	04 Male													
	Female													
Burglary	05 Male													
Breaking and Entering	Female													
Larceny-Theft (Except Motor Vehicle Theft)	06 Male													
	Female													
Motor Vehicle Theft	07 Male													
	Female													
Other Assaults	08 Male													
	Female													
Arson	09 Male													
	Female													
Forgery and Counterfeiting	10 Male													
	Female													
Fraud	11 Male													
	Female													
Embezzlement	12 Male													
	Female													
State Property Buying, Receiving, Possession	13 Male													
	Female													
Vandalism	14 Male									1				1
	Female									1				1
Weapons Carrying, Possession, etc	15 Male			2			7	6	15	15				15
	Female													
Prostitution and Commercialized Vice	16 Male													
	Female													
Sex Offenses (Except Forcible Rape and Prostitution)	17 Male													
	Female													
Drug Abuse Violations	18 Male													
	Female													
(1) Sale/Manufacturing	180 Male													
	Female													
Opium or Cocaine and their Derivatives (Morphine, Heroin, Codeine)	a Male													
	Female													
Marijuana	b Male													
	Female													
Synthetic Narcotics-Manufactured Narcotics Which Can Cause True Drug Addiction (Demerol, Methadone)	c Male													
	Female													
Other - Dangerous Non-Narcotic Drugs (Barbiturates, Benzodrine)	d Male													
	Female													
(2) Possession	185 Male													
	Female													
Opium or Cocaine and Their Derivatives (Morphine, Heroin, Codeine)	e Male													
	Female													
Marijuana	f Male													
	Female													
Synthetic Narcotics-Manufactured Narcotics Which Can Cause True Drug Addiction (Demerol, Methadone)	g Male													
	Female													
Other - Dangerous Non-Narcotic Drugs (Barbiturates, Benzodrine)	h Male													
	Female													
Gambling	19 Male													
	Female													
Bookmaking (Horse and Sport Book)	19A Male													
	Female													
Numbers and Lottery	19B Male													
	Female													
All Other Gambling	19C Male													
	Female													
Offenses Against Family and Children	20 Male													
	Female													
Driving Under The Influence	21 Male													
	Female													
Liquor Laws	22 Male													
	Female													
Drunkenness	23 Male													
	Female													
Disorderly Conduct	24 Male													
	Female													
Vagrancy	25 Male													
	Female													
All Other Offenses (Except Traffic)	26 Male													
	Female													
Suspicion Not Reported in WVA	27 Male													
	Female													
Curfew and Littering Law Violations	28 Male													
	Female													
Run Aways	29 Male													
	Female													
GRAND TOTAL				2		7	7	16	16					16

DEPARTMENT OF NATURAL RESOURCES DISTRICT 2

Arrests By Age Persons Under 18 Years of Age

F DIST. 2
AGENCY IDENTIFIER

January-December 1962, 1961
WEST VIRGINIA

AGE, SEX, RACE, AND ETHNIC ORIGIN OF PERSONS ARRESTED, under 18 years of age
(INCLUDE THOSE RELEASED WITHOUT HAVING BEEN FORMALLY CHARGED)

CLASSIFICATION OF OFFENSES	SEX	AGE							Total Under 18	RACE				ETHNIC ORIGIN		
		Under 10	10-12	13-14	15	16	17	White		Black	American Indian or Alaska Natives	Asian or Pacific Islander	Hispanic	Not Hispanic		
Murder	01A Male															
	Female															
Manslaughter	01B Male															
	Female															
Forcible Rape	02 Male															
	Female															
Robbery	03 Male															
	Female															
Felony Assault	04 Male															
	Female															
Burglary	05 Male															
	Female															
Breaking and Entering	06 Male															
	Female															
Larceny-Theft (Except Motor Vehicle Theft)	07 Male															
	Female															
Motor Vehicle Theft	08 Male															
	Female															
Other Assaults	09 Male															
	Female															
Arson	10 Male															
	Female															
Forgery and Counterfeiting	11 Male															
	Female															
Fraud	12 Male															
	Female															
Embezzlement	13 Male															
	Female															
Stolen Property, Buying, Receiving, Possessing	14 Male															
	Female															
Vandalism	15 Male															
	Female															
Weapons, Carrying, Possessing, etc.	16 Male				3		4	10	17	17						17
	Female															
Prostitution and Commercial Vice	17 Male															
	Female															
Sex Offenses (Except Forcible Rape and Prostitution)	18 Male															
	Female															
Drug Abuse Violations	19 Male															
	Female															
(1) Sale/Manufacturing	19A Male															
	Female															
Opium or Cocaine and their Derivatives (Morphine, Heroin, Codeine)	a Male															
	b Female															
Narcotics	c Male															
	d Female															
Synthetic Narcotics Manufactured Narcotics Which Can Cause True Drug Addiction (Demerol, Methadone)	e Male															
	f Female															
Other Dangerous Non-Narcotic Drugs (Barbiturates, Benzodrine)	g Male															
	h Female															
(2) Possession	19B Male															
	Female															
Opium or Cocaine and their Derivatives (Morphine, Heroin, Codeine)	a Male															
	b Female															
Narcotics	c Male															
	d Female															
Synthetic Narcotics Manufactured Narcotics Which Can Cause True Drug Addiction (Demerol, Methadone)	e Male															
	f Female															
Other Dangerous Non-Narcotic Drugs (Barbiturates, Benzodrine)	g Male															
	h Female															
Gambling	19C Male															
	Female															
Bookmaking (Horse and Sport Book)	19A Male															
	Female															
Numbers and Lottery	19B Male															
	Female															
All Other Gambling	19C Male															
	Female															
Offenses Against Family and Children	20 Male															
	Female															
Driving Under the Influence	21 Male															
	Female															
Liquor Laws	22 Male															
	Female															
Drunkenness	23 Male															
	Female															
Disorderly Conduct	24 Male															
	Female															
Vagrancy	25 Male															
	Female															
All Other Offenses (Except Traffic)	26 Male															
	Female															
Suspicion Not Reported in WVA	27 Male															
	Female															
Curfew and Loitering Law Violations	28 Male															
	Female															
Run Aways	29 Male															
	Female															
GRAND TOTAL								4	7	10	21	21				21

DEPARTMENT OF NATURAL RESOURCES DISTRICT 3

Arrests By Age Persons Under 18 Years of Age

January-December 1982, 1981

F DIST. 3
AGENCY IDENTIFIER

WEST VIRGINIA
AGE, SEX, RACE, AND ETHNIC ORIGIN OF PERSONS ARRESTED, under 18 years of age
(INCLUDE THOSE RELEASED WITHOUT HAVING BEEN FORMALLY CHARGED)

CLASSIFICATION OF OFFENSES	SEX	AGE							Total Under 18	RACE				ETHNIC ORIGIN		
		Under 10	10-12	13-14	15	16	17	White		Black	American Indian or Alaska Natives	Asian or Pacific Islander	Hispanic	Not Hispanic		
Murder	01A	Male														
		Female														
Manlaughter	01B	Male														
		Female														
Forcible Rape	02	Male														
		Female														
Robbery	03	Male														
		Female														
Palenous Assault	04	Male														
		Female														
Burglary	05	Male														
Breaking and Entering		Female														
		Male														
Larceny-Theft (Except Motor Vehicle Theft)	06	Female														
		Male														
Motor Vehicle Theft	07	Male														
		Female														
Other Assaults	08	Male														
		Female														
Arson	09	Male														
		Female														
Forgery and Counterfeiting	10	Male														
		Female														
Fraud	11	Male														
		Female														
Embezzlement	12	Male														
		Female														
Stolen Property, Buying, Receiving, Possessing	13	Male														
		Female														
Vandalism	14	Male														
		Female														
Weapons, Carrying, Possessing, etc	15	Male					2		4		6		6			6
		Female														
Prostitution and Commercialized Vice	16	Male														
		Female														
Sex Offenses (Except Forcible Rape and Prostitution)	17	Male								7		7				7
		Female														
Drug Abuse Violations	18	Male														
		Female														
(1) Sale/Manufacturing	18A	Male														
		Female														
Subtotal																
Opium or Cocaine and their Derivatives (Morphine, Heroin, Codeine)	a	Male														
		Female														
Marijuana	b	Male														
		Female														
Synthetic Narcotics-Manufactured Narcotics Which Can Cause True Drug Addiction (Demerol, Methadone)	c	Male														
		Female														
Other - Dangerous Non-Narcotic Drugs (Barbiturates, Benzodrine)	d	Male														
		Female														
(2) Possession	18B	Male														
		Female														
Subtotal																
Opium or Cocaine and Their Derivatives (Morphine, Heroin, Codeine)	e	Male														
		Female														
Marijuana	f	Male														
		Female														
Synthetic Narcotics-Manufactured Narcotics Which Can Cause True Drug Addiction (Demerol, Methadone)	g	Male														
		Female														
Other - Dangerous Non-Narcotic Drugs (Barbiturates, Benzodrine)	h	Male														
		Female														
Gambling	19	Male														
		Female														
Bookmaking (Horse and Sport Book)	19A	Male														
		Female														
Numbers and Lottery	19B	Male														
		Female														
All Other Gambling	19C	Male														
		Female														
Offenses Against Family and Children	20	Male														
		Female														
Driving Under The Influence	21	Male														
		Female														
Liquor Laws	22	Male														
		Female														
Drunkenness	23	Male														
		Female														
Disorderly Conduct	24	Male														
		Female														
Vagrancy	25	Male														
		Female														
All Other Offenses (Except Traffic)	26	Male				1			2		1		4			4
		Female														
Suspension Not Reported in WVA	27	Male														
		Female														
Curfew and Loitering Law Violations	28	Male														
		Female														
Run Aways	29	Male														
		Female														
GRAND TOTAL							1		4	12	17	17				17

DEPARTMENT OF NATURAL RESOURCES DISTRICT 4

Arrests By Age Persons Under 18 Years of Age

F DIST. 4
AGENCY IDENTIFIER

January-December 1982, 1981
WEST VIRGINIA

AGE, SEX, RACE, AND ETHNIC ORIGIN OF PERSONS ARRESTED, under 18 years of age

(INCLUDE THOSE RELEASED WITHOUT HAVING BEEN FORMALLY CHARGED)

CLASSIFICATION OF OFFENSES	SEX	AGE						Total Under 18	RACE				ETHNIC ORIGIN				
		Under 10	10-12	13-14	15	16	17		White	Black	Other or Origin Unknown	Hispanic	Not Hispanic				
Murder	01A	Male															
		Female															
Manslaughter	01B	Male															
		Female															
Forcible Rape	02	Male															
		Female															
Robbery	03	Male															
		Female															
Felony Assault	04	Male															
		Female															
Burglary (Breaking and Entering)	05	Male															
		Female															
Larceny-Theft (Except Motor Vehicle Theft)	06	Male															
		Female															
Motor Vehicle Theft	07	Male															
		Female															
Other Assaults	08	Male															
		Female															
Arson	09	Male															
		Female															
Forgery and Counterfeiting	10	Male															
		Female															
Fraud	11	Male															
		Female															
Embezzlement	12	Male															
		Female															
State Property Buying, Receiving, Possessing	13	Male															
		Female															
Vandalism	14	Male															
		Female															
Weapons, Carrying, Possessing, etc	15	Male		1				4		4		2					9
		Female															
Prostitution and Commercialized Vice	16	Male															
		Female															
Sex Offenses (Except Forcible Rape and Prostitution)	17	Male															
		Female															
Drug Abuse Violations	18	Male							2	2	2						2
		Female															
(1) Sale/Manufacturing	18A	Male															
		Female															
Opium or Cocaine and their Derivatives (Morphine, Heroin, Codeine)	a	Male															
		Female															
Marijuana	b	Male															
		Female															
Synthetic Narcotics-Manufactured Narcotics Which Can Cause True Drug Addiction (Diamorph, Methadone)	c	Male															
		Female															
Other Dangerous Non-Narcotic Drugs (Barbiturates, Benzadrine)	d	Male															
		Female															
(2) Possession	18B	Male							2	2	2						2
		Female															
Opium or Cocaine and their Derivatives (Morphine, Heroin, Codeine)	e	Male															
		Female															
Marijuana	f	Male							2	2	2						2
		Female															
Synthetic Narcotics-Manufactured Narcotics Which Can Cause True Drug Addiction (Diamorph, Methadone)	g	Male															
		Female															
Other Dangerous Non Narcotic Drugs (Barbiturates, Benzadrine)	h	Male															
		Female															
Gambling	19	Male															
		Female															
Bookmaking (Horse and Sport Book)	19A	Male															
		Female															
Numbers and Lottery	19B	Male															
		Female															
All Other Gambling	19C	Male															
		Female															
Offenses Against Family and Children	20	Male															
		Female															
Driving Under The Influence	21	Male															
		Female															
Liquor Laws	22	Male															
		Female															
Drunkenness	23	Male															
		Female															
Disorderly Conduct	24	Male															
		Female															
Vagrancy	25	Male															
		Female															
All Other Offenses (Except Traffic)	26	Male															
		Female															
Suspicion Not Reported in WVA	27	Male															
		Female															
Curfew and Loitering Law Violations	28	Male															
		Female															
Run Aways	29	Male															
		Female															
GRAND TOTAL				1				4		6	11	11					11

DEPARTMENT OF NATURAL RESOURCES DISTRICT 5

Arrests By Age Persons Under 18 Years of Age

January-December 1982, 1981

F 111 **DIST. 5**
AGENCY IDENTIFIER

WEST VIRGINIA
AGE, SEX, RACE, AND ETHNIC ORIGIN OF PERSONS ARRESTED, under 18 years of age
(INCLUDE THOSE RELEASED WITHOUT HAVING BEEN FORMALLY CHARGED)

CLASSIFICATION OF OFFENSES	SEX	AGE							Total Under 18	RACE			ETHNIC ORIGIN		
		Under 10	10 12	13 14	15	16	17	White		Black	Other Race	Hispanic	Not Hispanic		
Murder	01A Male														
	Female														
Manslaughter	01B Male														
	Female														
Felony Rape	02 Male														
	Female														
Robbery	03 Male														
	Female														
Felony Assault	04 Male														
	Female														
Burglary	05 Male														
Breaking and Entering	Female														
Larceny Theft (Except Motor Vehicle Theft)	06 Male														
	Female														
Motor Vehicle Theft	07 Male														
	Female														
Other Assaults	08 Male														
	Female														
Arson	09 Male														
	Female														
Forgery and Counterfeiting	10 Male														
	Female														
Fraud	11 Male														
	Female														
Embezzlement	12 Male														
	Female														
Stolen Property; Buying, Receiving, Possessing	13 Male														
	Female														
Vandalism	14 Male														
	Female														
Weapons, Carrying, Possessing, etc	15 Male				2	1	5	8	8						8
	Female														
Prostitution and Commercialized Vice	16 Male														
	Female														
Sex Offenses (Except Felony Rape and Prostitution)	17 Male														
	Female														
Drug Abuse	18 TOTAL Male														
Violations	Female														
(1) Sale/Manufacturing	180 Male														
	Female														
Subtotal															
Opium or Cocaine and their Derivatives (Morphine, Heroin, Codeine)	a Male														
	Female														
Marijuana	b Male														
	Female														
Synthetic Narcotics-Manufactured Narcotics Which Can Cause True Drug Addiction (Demerol, Methadone)	c Male														
	Female														
Other - Dangerous Non-Narcotic Drugs (Barbiturates, Benzodrine)	d Male														
	Female														
(2) Possession	185 Male														
	Female														
Subtotal															
Opium or Cocaine and Their Derivatives (Morphine, Heroin, Codeine)	e Male														
	Female														
Marijuana	f Male														
	Female														
Synthetic Narcotics-Manufactured Narcotics Which Can Cause True Drug Addiction (Demerol, Methadone)	g Male														
	Female														
Other - Dangerous Non-Narcotic Drugs (Barbiturates, Benzodrine)	h Male														
	Female														
TOTAL	19 Male														
	Female														
Gambling	19A Male														
	Female														
Bookmaking (Horse and Sport Book)	19B Male														
	Female														
Numbers and Lottery	19C Male														
	Female														
All Other Gambling	19D Male														
	Female														
Offenses Against Family and Children	20 Male														
	Female														
Driving Under The Influence	21 Male														
	Female														
Liquor Laws	22 Male														
	Female														
Drunkenness	23 Male														
	Female														
Disorderly Conduct	24 Male														
	Female														
Vagrancy	25 Male														
	Female														
All Other Offenses (Except Traffic)	26 Male														
	Female														
Suspicion Not Reported in WVA	27 Male														
	Female														
Curfew and Loitering Law Violations	28 Male														
	Female														
Run Aways	29 Male														
	Female														
GRAND TOTAL															

DEPARTMENT OF NATURAL RESOURCES DISTRICT 6

Arrests By Age Persons Under 18 Years of Age

January-December 1962, 1961

F DIST. 6
AGENCY IDENTIFIER

WEST VIRGINIA
AGE, SEX, RACE, AND ETHNIC ORIGIN OF PERSONS ARRESTED, under 18 years of age
(INCLUDE THOSE RELEASED WITHOUT HAVING BEEN FORMALLY CHARGED)

CLASSIFICATION OF OFFENSES	SEX	AGE							Total Under 18	RACE			ETHNIC ORIGIN		
		Under 10	10-12	13-14	15	16	17	White		Black	American Indian or Alaska Natives	Asian or Pacific Islander	Hispanic	Not Hispanic	
Murder	01A Male														
	Female														
Manlaughter	01B Male														
	Female														
Forcible Rape	02 Male														
	Female														
Robbery	03 Male														
	Female														
Felony Assault	04 Male														
	Female														
Burglary	05 Male														
Breaking and Entering	06 Male														
	Female														
Larceny Theft (Except Motor Vehicle Theft)	06 Male														
	Female														
Motor Vehicle Theft	07 Male														
	Female														
Other Assaults	08 Male														
	Female														
Arson	09 Male														
	Female														
Forgery and Counterfeiting	10 Male														
	Female														
Fraud	11 Male														
	Female														
Embezzlement	12 Male														
	Female														
Station Property, Buying, Receiving, Possession	13 Male														
	Female														
Vandalism	14 Male														
	Female														
Weapons, Carrying, Possession, etc	15 Male			3	3	4	11	21	21						21
	Female														
Prostitution and Commercialized Vice	16 Male														
	Female														
Sex Offenses (Except Forcible Rape and Prostitution)	17 Male														
	Female														
Drug Abuse	18 Male														
Violations	Female														
(1) Sale/Manufacturing	180 Male														
	Female														
Opium or Opium and their Derivatives (Morphine, Heroin, Codeine)	a Male														
	Female														
Marijuana	b Male														
	Female														
Synthetic Narcotics/Manufactured Narcotics Which Can Cause True Drug Addiction (Demerol, Methadone)	c Male														
	Female														
Other Dangerous Non-Narcotic Drugs (Barbiturate, Benzodrine)	d Male														
	Female														
(2) Possession	185 Male														
	Female														
Opium or Opium and their Derivatives (Morphine, Heroin, Codeine)	e Male														
	Female														
Marijuana	f Male														
	Female														
Synthetic Narcotics/Manufactured Narcotics Which Can Cause True Drug Addiction (Demerol, Methadone)	g Male														
	Female														
Other Dangerous Non-Narcotic Drugs (Barbiturate, Benzodrine)	h Male														
	Female														
Gambling	19 Male														
	Female														
Bookmaking (Horse and Sport Book)	194 Male														
	Female														
Numbers and Lottery	198 Male														
	Female														
All Other Gambling	196 Male														
	Female														
Offenses Against Family and Children	20 Male														
	Female														
Driving Under The Influence	21 Male														
	Female														
Liquor Laws	22 Male														
	Female														
Drunkenness	23 Male														
	Female														
Disorderly Conduct	24 Male														
	Female														
Vagrancy	25 Male														
	Female														
All Other Offenses (Except Traffic)	26 Male			1	3	1	4	9	9						9
	Female														
Suspicion Not Reported in WVA	27 Male														
	Female														
Curfew and Loitering Law Violation	28 Male														
	Female														
Run Aways	29 Male														
	Female														
GRAND TOTAL				4	6	5	15	30	30						30

Arson

Arson 1982

The offense of arson is defined by the National Uniform Crime Reporting (UCR) Program to include any willful or malicious burning or attempts to burn, with or without intent to defraud, a dwelling house, public building, motor vehicle or aircraft, personal property of another, etc.

Early in 1979, in accordance with the FBI-UCR Program, the West Virginia UCR Program began collecting arson data submitted by the UCR contributing agencies. During 1982, there were 709 actual Arson offenses reported with an estimated damage to property of \$11,299,076. 181 of the arsons, or 25.5 percent, were cleared.

Structural Arson

Structural arson includes the following categories:

- A. Single Occupancy Residential:
Houses, Townhouses, Duplexes, etc.
- B. Other Residential:
Apartments, Tenements, Flats, Hotels, Motels, Inns, Dormitories, Boarding Houses, etc.
- C. Storage: Barns, Garages, Warehouses, etc.
- D. Industrial/Manufacturing
- E. Other Commerical: Stores, Restaurants, Offices, etc.
- F. Community/Public:
Churches, Jails, Schools, Colleges, Hospitals, etc.
- G. All Other Structure:
Out Buildings, Monuments, Buildings Under Construction, etc.

There were 439 Structural Arsons for an estimated property damage of \$10,271,261. 143 of the structural arsons, or 32.6 percent, were cleared. Within the structural category, Single Occupancy Residential had the greatest number of arsons - 213, or 48.5 percent. Storage: barns, garages, warehouses structures had the greatest amount of property damage, \$2,663,468.

Mobile Arson

Mobile Arson includes the categories:

- H. Motor Vehicles:
Automobiles, Trucks, Buses, Motorcycles, etc.: UCR Definition.
- I. Other Mobile Property:
Trailers, Recreational Vehicles, Airplanes, Boats, etc.

There were 228 Mobile Arsons for an estimated property damage of \$986,065. 28 of the mobile arsons, or 12.3 percent, were cleared. Motor Vehicles had the greatest number of arsons - 201, or 88.2 percent, for an estimated property damage of \$676,595.

Other Arson

Other Arson includes the category:

- J. Total Other:
Crops, Timber, Fences, Signs, etc.

In 1982, there were 42 other arsons for an estimated property damage of \$41,750.

1 PROPERTY CLASSIFICATION	2 Offenses Reported or Known to Police (Include Unfounded and Attempts)	3 Unfounded, I.e. False or Baseless Complaints	4 Number of Actual Offenses (Column 2 Minus Column 3 Include Attempts)	5 Total Offenses Cleared by Arrest or Exceptional Means (Include Column 6)	6 Number of Clearances Involving Only Persons Under 18 Years of Age	7 Offenses Where Structures Unabandoned, or not Normally in Use	8 Estimated Value of Property Damage
A. Single Occupancy Residential: Houses, Townhouses, Duplexes, etc.	218	5	213	63	14	50	\$ 2,576,823
B. Other Residential: Apartments, Townhomes, Flats, Hotels, Motels, Inns, Dormitories, Boarding Houses, etc.	51	3	48	17	3	5	\$ 531,395
C. Storage: Barns, Garages, Warehouses, etc.	48	1	47	12	5	10	\$ 2,653,468
D. Industrial/Manufacturing	13	4	9	3	1	1	\$ 612,310
E. Other Commercial: Stores, Restaurants, Offices, etc.	63	2	61	15	2	6	\$ 1,745,355
F. Community/Public: Churches, Jails, Schools, Colleges, Hospitals, etc.	43	1	42	24	11	3	\$ 2,098,445
G. All Other Structure: Out Buildings, Monuments, Buildings Under Construction, etc.	19	0	19	9	2	8	\$ 133,765
TOTAL STRUCTURE	455	16	439	143	38	83	\$ 10,271,261
H. Motor Vehicles: Automobiles, Trucks, Buses, Motorcycles, etc. UCR Definition	205	4	201	25	6		\$ 676,595
I. Other Mobile Property: Trailers, Recreational Vehicles, Airplanes, Boats, etc.	27	0	27	3	0		\$ 309,470
TOTAL MOBILE	232	4	228	28	6		\$ 986,065
J. TOTAL OTHER Crops, Timber, Fisheries, etc.	43	1	42	10	4		\$ 41,750
GRAND TOTAL	730	21	709	181	48	84	\$ 11,299,076

DOMESTIC VIOLENCE

Domestic Violence

The increasing number of abuse between family members prompted the enactment of House Bill 802. This bill mandated the collection of domestic violence. Information on spouses, persons living as spouses, persons who formerly resided as spouses, parents, children and stepchildren, or other persons related by blood or marriage is collected.

Abuse: The occurrence of one or more of the following acts between family or household members who reside together or who formerly resided together.

1. Attempting to cause or intentionally, knowingly or recklessly causing bodily injury with or without a dangerous or deadly weapon.
2. Placing by physical menace another in fear or imminent serious bodily injury.
3. Sexually abusing a person under the age of 18 years.

The following information on Domestic Violence is in compliance with House Bill 802. Collecting the information on Domestic Violence began on July 1, 1981. Since this is a new project, no final conclusion should be made in regards to any statistics gathered herein.

Law enforcement agencies reported they received a total of 1,468 complaints on Domestic Violence. They investigated 1,179 (80.3%) of these complaints. Of the **complainants who were victims**, 140 (11.6%) were male, 1,063 (88.4%) female, and 365 (30.3%) of them had filed a previous complaint. Simple Assault (201) was the only extent of abuse for **repeated victims**. Protection Orders were violated in 19 (1.3%) cases.

Victim	Offender
1,161 Females (84.9%)	135 Females (10.0%)
207 Males (15.1%)	1,219 Males (90.0%)

Weapons Used	
Hands/Fists	905 (80.4%)
Guns	98 (8.7%)
Clubs	56 (5.0%)
Knives	67 (5.9%)

Extent of Abuse		Action Taken On Total Complaints	
Simple Assault	849 (66.0%)	Arrest	326 (22.3%)
Felonious Assault	118 (9.2%)	Referred	588 (40.2%)
Homicide	30 (2.3%)	Other	549 (37.5%)
Other	290 (22.5%)		

The average abuser age was 25, while the youngest was 11 and the oldest was 82. The average victim age was 30, while the youngest was under a year old, and the oldest was 95.

The average response time was 17.24 minutes.

Saturday recorded the most complaints with 240 (16.3%).

August had the highest number of complaints, with 145. (9.9%).

Relationships Victim To Offender

Wife	810 (58.9%)	Ex-Common Law Husband	6 (.4%)
Common Law Wife	80 (5.8%)	Common Law Husband	6 (.4%)
Ex-Wife	79 (5.7%)	Ex-Common Law Wife	5 (.4%)
Mother	67 (4.9%)	Other Family	5 (.4%)
Husband	65 (4.7%)	Uncle	5 (.4%)
Daughter	53 (3.8%)	Niece	5 (.4%)
Son	37 (2.7%)	Aunt	4 (.3%)
In-Law	34 (2.5%)	Nephew	3 (.2%)
Brother	26 (1.9%)	Step-Father	3 (.2%)
Sister	22 (1.6%)	Grandfather	2 (.1%)
Father	20 (1.4%)	Granddaughter	2 (.1%)
Step-Sister	14 (1.0%)	Grandmother	1 (.1%)
Step-Daughter	12 (.9%)	Grandson	1 (.1%)
Cousin	9 (.7%)		

Day of Week

Monday	198 (13.5%)
Tuesday	163 (11.1%)
Wednesday	195 (13.3%)
Thursday	220 (15.0%)
Friday	222 (15.1%)
Saturday	240 (16.3%)
Sunday	230 (15.7%)

Month

January	115 (7.8%)
February	113 (7.7%)
March	127 (8.6%)
April	131 (8.9%)
May	139 (9.5%)
June	133 (9.1%)
July	141 (9.6%)
August	145 (9.9%)
September	103 (7.0%)
October	106 (7.2%)
November	110 (7.5%)
December	105 (7.2%)

Bill 802 required that the West Virginia Department of Welfare should report to the Department of Public Safety instances of child abuse not otherwise reported to any other law-enforcement agency.

**CHILD ABUSE CASES FROM WELFARE DEPARTMENT
JANUARY THROUGH DECEMBER, 1982**

	Number Referrals
Total Cleared	7,679
Reported As Child Abuse	2,555
Substantiated As Child Abuse	925

	MONTH SUB*	MONTH UNSUB*	PENDING SUB	PENDING UNSUB	TOTAL SUB	TOTAL UNSUB	TOTAL	TOTAL REFERRALS CLEARED
JAN	75	78	15	46	90	124	214	602
FEB	78	93	11	43	89	136	225	687
MARCH	55	115	14	44	69	159	228	692
APRIL	74	92	25	45	99	137	236	649
MAY	55	105	5	37	60	142	202	610
JUNE	59	98	19	55	78	153	231	724
JULY	52	92	11	49	63	141	204	610
AUG	58	109	18	54	76	163	239	752
SEPT	62	99	20	70	82	169	251	815
OCT	54	69	10	52	64	121	185	540
NOV	66	68	20	33	86	101	187	500
DEC	58	60	11	24	69	84	153	498
JAN THRU DEC	746	1078	179	552	925	1630	2555	7679

*Substantiated

**Unsubstantiated

Of 7679 Total Referrals Cleared, 2555 (33.3%) were reported as child abuse originally. 925 (36.2%) of 2555 were cleared as child abuse.

DOMESTIC VIOLENCE
JAN THRU DEC 1982

AGENCY ID	TOTAL COMPL	TOTAL INVEST	MALE	FEMALE	COMPLAINANT VICTIM REPEAT	PRIOR COMPL	EXTENT OF ABUSE	ABUSE EXTENT BY REPEAT	ACTION TAKEN	PROT VIOL
							***SIM FEL ***ASS HOMICIDE OTH	***SIM FEL ***ASS HOMICIDE OTH	***ARREST REF ***OTH	
SP Berkeley	5	4	2	3	1	1	1	1	5	
SP Berkeley Springs	8	6	1	7	1	1	2	1	4	4
SP Buckingham	3	2	1	1	1				1	2
SP Kearneysville	12	3	1	11	4		1		1	7
SP Glasgow	4			4	1					3
SP Elizabeth	1			1	1					
SP Elkins	2	1		1	2				1	
SP Fairmont	1	7	3	4	1		1		1	
SP Franklin	8	1	3	5	2		3		1	2
SP Glenville	1	1	1	1	1				1	
SP Grafton	1	2	1	1			1		1	
SP Grantville	2	1		2					2	
SP Hamlin	1	1	1	1	1				1	
SP Harrisville	1	1	1	1	1		1		1	
SP Huntington	5	2	1	4	3	8	1		1	
SP Keyser	9	2	1	8	3		1		1	
SP Logan	7	1	1	6	4		1		1	
SP Madison	4	4	1	3	3					
SP Marlinton	3	10	2	8	2	2	1		5	
SP Martinsburg	17	3	15	2	16	1	1		1	2
SP Moorefield	15	1	14	1	13	4	1		1	1
SP Morgantown	3	1	1	2	2				1	1
SP Moundsville	12	1	11	1	10	2	1		1	4
SP Oak Hill	3	1	2	1	1		2		1	1
SP Paden City	1	1	1	1	1		1		1	1
SP Parkersburg	12	4	1	11	8	2	1		3	1
SP Petersburg	1	1	1	1	1		1		1	1
SP Philippi	2	4	1	3	1		2		1	1
SP Princeton	2	1	1	1	6	4	1		1	1
SP Rainelle	1	1	1	1	1	1			1	1
SP Richwood	1	1	1	1	1				1	1
SP Ripley	1	1	1	1	1				1	1
SP Romney	11	3	1	10	1		2		1	5
SP St. Marys	2	1	1	1	1	8	1		1	1
SP Shinnston	31	12	5	26	8	9	5		21	10
SP Spencer	1	1	1	1	1		1		1	1
SP Summersville	1	1	1	1	1				1	1
SP Sutton	1	1	1	1	1	6	2		3	3
SP Webster Springs	12	8	2	10	3		2		5	5
SP Welch	4	1	1	3	3				1	1
SP West Union	2	1	1	1	2				1	1
SP Whitesville	15	1	4	11	4	12	1		11	8
SP Whitesville	12	1	3	9	4	30	1		1	2
SP Williamson	2	2	2	2	2				1	1
SP Cross Lanes	3	1	1	2	3		2		1	2
SP Hundred	2	2	1	1	5	13			1	4
SO Barbours	19	6	7	12	11	21	6		12	4
PD Martinsburg	20	18	1	19	20		1		12	4
PD Whitesville	1	1	1	1	1				1	1
SO Braxton	2	1	1	1	1		1		1	2

DOMESTIC VIOLENCE
JAN THRU DEC 1982

AGENCY ID	TOTAL COMPL	TOTAL INVEST	MALE	FEMALE	COMPLAINANT VICTIM	REPEAT	PRIOR COMPL	EXTENT OF ABUSE*****			EXTENT BY REPEAT*			ACTION TAKEN**	PROT VIOL
								ASS	FEL	HOMICIDE OTH *	ASS	FEL	HOMICIDE OTH *		
PD Burnsville	1	1	1	1	1	1	2	1	1	1	1	1	1	1	
SO Brooke	6	6	1	5	5	1	4	5	1	1	1	1	5	1	
PD Follensbee	13	12	1	13	7	2	2	9	1	3	1	2	10	1	
PD Weilsburg	1	1	1	1	1	1	1	1	1	1	1	1	1	1	
SO Cabell	36	35	8	27	34	4	6	27	9	3	36	36			
PD Clay	1	1	1	1	1	1	1	1	1	1	1	1	1	1	
SO Doddridge	5	5	5	1	5	3	7	4	1	2	1	9	1	4	
SO Fayette	28	28	7	16	11	4	11	15	1	2	1	1	1	18	
PD Ansted	1	1	1	1	1	1	1	1	1	1	1	1	1	1	
PD Fayetteville	3	3	3	1	3	7	16	6	4	4	3	11	1	1	
PD Mount Hope	13	6	3	10	12	2	3	4	2	2	3	3	4	4	
PD Oak Hill	3	2	1	2	3	1	1	1	1	1	1	1	1	2	
PD Meadow Bridge	4	2	1	3	2	5	12	6	3	3	1	1	7	1	
PD Gauley Bridge	9	8	1	8	9	1	1	1	1	1	1	1	1	1	
PD Petersburg	1	1	1	1	1	1	1	1	1	1	1	1	1	1	
PD Lewisburg	1	1	1	1	1	1	1	1	1	1	1	1	1	1	
PD Chester	4	3	2	2	4	3	10	3	3	2	4	4	3	6	
PD Weirton	14	14	2	12	11	2	3	6	1	5	1	1	4	1	
SO Hardy	1	1	1	1	1	1	1	1	1	1	1	1	1	1	
PD Wardensville	1	1	1	1	1	1	1	1	1	1	1	1	1	1	
SO Harrison	1	1	1	1	1	1	1	1	1	1	1	1	1	1	
PD Bridgeport	2	1	1	1	2	1	1	1	1	1	1	1	1	1	
PD Clarksburg	19	18	5	14	14	1	6	14	1	1	1	1	11	3	
PD Shinnston	6	5	1	5	6	5	25	5	1	3	1	2	3	2	
PD Lumberport	5	5	2	3	5	1	1	2	1	1	1	2	4	2	
SO Jackson	2	2	2	2	2	1	1	1	1	1	1	1	1	1	
PD Ravenswood	2	2	2	2	2	7	17	2	4	2	2	2	4	9	
PD Ripley	22	21	3	19	19	9	27	16	2	6	12	1	15	9	
PD Charles Town	20	24	2	27	24	2	8	4	4	6	14	4	12	2	
PD Ranson	30	6	3	27	3	2	20	98	2	1	1	4	14	110	
SO Kanawha	8	134	34	102	125	11	41	36	36	3	12	12	18	12	
PD Charleston	135	34	8	102	22	11	41	19	1	11	3	3	18	12	
PD Dunbar	34	34	1	26	22	11	41	19	1	11	3	3	18	12	
PD Nitro	1	1	1	1	1	1	1	1	1	1	1	1	1	1	
PD St Albans	2	2	2	2	2	1	1	2	2	2	1	1	1	2	
PD So Charleston	4	2	1	3	4	1	2	2	2	1	1	1	1	2	
PD Marmet	1	1	1	1	1	1	1	1	1	1	1	1	1	1	
SO Lewis	4	3	3	1	4	3	8	11	3	1	2	14	14	2	
SO Lincoln	14	14	11	3	12	3	8	11	2	1	1	1	1	2	
SO Logan	3	3	6	6	5	1	3	6	1	1	1	1	1	2	
PD Logan	6	1	1	1	1	1	2	1	1	1	1	1	1	1	
PD Gary	1	1	1	1	1	1	1	1	1	1	1	1	1	1	
PD Kimball	1	1	1	1	1	1	1	1	1	1	1	1	1	1	
SO Manon	10	9	10	34	8	7	5	23	9	4	2	7	29	4	
PD Fairmont	41	40	7	34	30	4	7	33	5	10	4	7	30	4	
PD Farmington	1	1	1	1	1	1	1	1	1	1	1	1	1	1	
SO Marshall	31	7	31	31	31	4	7	28	7	3	2	1	30	4	
PD Benwood	17	4	7	17	6	3	5	7	6	1	1	1	1	1	
PD Moundsville	4	4	2	2	2	1	1	4	4	1	1	1	1	1	
PD Mason	6	6	2	4	5	1	11	4	1	1	1	1	1	1	

DOMESTIC VIOLENCE
JAN THRU DEC 1982

AGENCY ID	TOTAL COMPL	TOTAL INVEST	***COMPLAINANT INFO***		PRIOR COMPL	***EXTENT OF ABUSE***			***EXTENT BY REPEAT***			**ACTION TAKEN**		PROT VIOL
			MALE	FEMALE		SIM	FEL	ASS	HOMICIDE	OTH	MASS	FEL	ASS	
SO Mercer	22	22	22	22	2	20	2	2	4	18	4	1		
PD Bluefield	24	24	20	14	1	17	2	5	9	6	9	11		
SO Princeton	9	9	8	8	1	5	3	3	1	4	1	5		
SO Mineral	1	1	1	1	1	1	1	1	1	1	1	1		
PD Piedmont	2	2	2	2	1	2	1	1	1	2	1	2		
SO Mingo	4	3	3	2	1	2	1	1	4	1	4	1		
PD Gilbert	1	1	1	1	1	1	1	1	1	1	1	1		
PD Williamson	106	105	99	102	83	49	1	38	8	85	8	26		
PD Morgantown	18	18	17	14	2	11	2	5	2	8	2	5		
PD Westover	14	14	12	7	1	6	1	8	1	10	1	4		
SO Monroe	1	1	1	1	1	1	1	1	1	1	1	1		
PD Alderson	3	3	3	1	1	2	1	2	1	1	1	1		
SO Morgan	4	4	3	2	4	4	4	4	1	1	1	1		
SO Nicholas	26	9	4	2	3	18	1	4	4	18	2	3		
PD Summersville	6	4	1	6	5	3	3	3	3	3	1	1		
SO Ohio	1	1	1	1	1	1	1	1	1	1	1	1		
PD Wheeling	10	10	8	9	3	5	4	1	3	4	4	6		
SO Pendleton	1	1	1	1	2	1	1	1	1	1	1	1		
PD St Marys	3	3	3	2	2	2	1	1	3	1	3	1		
SO Pocahontas	1	1	1	1	1	1	1	1	1	1	1	1		
SO Preston	5	4	5	1	1	1	1	2	2	1	2	3		
SO Putnam	15	10	15	15	1	12	1	3	1	8	2	3		
PD Hurracane	1	1	1	1	1	1	1	1	1	1	1	1		
SO Raleigh	39	36	30	30	4	24	2	7	4	9	4	25		
PD Beckley	72	71	55	50	7	48	4	19	3	19	19	53		
PD Lester	1	1	1	1	1	1	1	1	1	1	1	1		
PD Mabercott	2	2	2	2	1	1	1	1	1	1	1	1		
PD Sophia	2	2	2	2	1	1	1	1	1	1	1	1		
PD Elkins	36	32	34	31	12	11	4	23	4	23	3	18		
SO Ritchie	1	1	1	1	1	1	1	1	1	1	1	1		
PD Harrisville	2	1	1	1	1	1	1	1	1	1	1	1		
SO Taylor	18	8	18	17	9	12	1	5	5	12	1	4		
SO Tucker	9	9	7	8	4	6	1	4	2	2	2	4		
PD Davis	5	5	5	5	5	4	4	1	4	1	2	2		
SO Tyler	1	1	1	1	1	1	1	1	1	1	1	1		
PD Paden City	8	6	7	5	6	5	1	1	4	3	2	2		
PD Sistersville	3	3	3	3	1	1	1	1	1	1	1	1		
PD Buckhannon	1	1	1	1	1	1	1	1	1	1	1	1		
PD Wayne	1	1	1	1	1	1	1	1	1	1	1	1		
SO Webster	15	13	15	15	4	12	1	3	4	1	1	14		
PD Hundred	1	1	1	1	1	1	1	1	1	1	1	1		
PD New Martinsville	2	2	2	2	1	1	1	1	1	1	1	1		
SO Wirt	1	1	1	1	1	1	1	1	1	1	1	1		
SO Wood	32	32	26	25	7	16	3	14	2	15	2	9		
PD Parkersburg	60	60	59	60	48	35	3	8	30	10	15	30		
PD Vienna	19	19	17	14	2	16	1	2	2	3	3	3		
PD Williamstown	4	4	4	4	2	4	1	2	2	1	1	2		
SO Wyoming	1	1	1	1	1	1	1	1	1	1	1	1		
PD Mullens	1	1	1	1	1	1	1	1	1	1	1	1		
PD Pineville	1	1	1	1	1	1	1	1	1	1	1	1		

AGENCY ID	TOTAL COMPLAINTS	TOTAL INVEST	TOTAL WHO ARE VICTIMS	AVERAGE RESPONSE	TOTAL REPEATERS	EXTENT OF ABUSE BY REPEATER**	TOTAL ACTION TAKEN**	VIOLATION PROT ORD
			MALE FEMALE			SIM ASS FEL ASS HOMICIDE OTHER	ARREST REFERRAL OTHER	
TOTAL	1468	1179	222 1236	401	511	869 118 30 290 215	326 588 549 19	19
TOTAL	1,468	1,179	140 1,063	5:07	365	201	326 588 549	19

The following is a list of agencies that had no Domestic Violence Offenses reported to them for 1982.

Bridgeport SPOL
 Gauley Bridge SPOL
 Kingwood SPOL
 So. Charleston SPOL
 Wayne SPOL
 Winfield SPOL

Clay SPOL
 Hinton SPOL
 Lewisburg SPOL
 Wheeling SPOL
 Wellsburg SPOL
 New Cumberland SPOL

Elkview SPOL
 Jesse SPOL
 Pt. Pleasant SPOL
 Union SPOL
 Weston SPOL

Anawalt PD
 Bancroft PD
 Belington PD
 Bethlehem PD
 Bluefield State College
 Bramwell PD
 Camden-On-Gauley PD
 Chapmanville PD
 Clear View PD
 Cowen PD
 Delbarton PD
 Eleanor PD
 Fort Gay PD
 Gilmer SO
 Glenville PD
 Grant Town PD
 Greenbrier SO
 Hampshire SO
 Henderson PD
 Hinton PD
 Jefferson SO
 Keyser PD
 Leon PD
 Mannington PD
 Mason SO

Anmoore PD
 Barboursville PD
 Belle PD
 Berkeley SO
 Boone SO
 Calhoun SO
 Cameron SO
 Chesapeake PD
 Clendenin PD
 Danville PD
 East Bank SO
 Fairview PD
 Franklin PD
 Glasgow PD
 Glenville State College
 Grantsville PD
 Hambleton PD
 Hancock SO
 Harpers Ferry PD
 Huntington PD
 Kenova PD
 Keystone PD
 Madison PD
 Marlinton PD
 Masontown PD

Athens PD
 Bayard PD
 Bethany PD
 Berkeley Springs PD
 Bradshaw PD
 Clay SO
 Cedar Grove PD
 Clay PD
 Concord College
 Davy PD
 Elizabeth PD
 Flemington PD
 Gassaway PD
 Glen Dale PD
 Grafton PD
 Granville PD
 Hamlin PD
 Handley PD
 Hartford PD
 Iaeger PD
 Kermit PD
 Kingwood PD
 Man PD
 Marshall University
 Matewan PD

Matoaka PD	McDowell SO	McMechen PD
Middlebourne PD	Mill Creek PD	Milton PD
Monongah PD	Monongalia SO	Montgomery PD
Moorefield PD	Newsburg PD	New Cumberland PD
New Haven PD	North Fork PD	Nutter Fort PD
Oceana PD	Osage PD	Parsons PD
Paw Paw PD	Pax PD	Pennsboro PD
Petersburg PD	Philippi PD	Pine Grove PD
Pleasants SO	Poca PD	Potomac State College
Pratt PD	Pt. Pleasant PD	Quinwood PD
Rainelle PD	Randolph SO	Ranson PD
Rhodell PD	Richwood PD	Ridgeley PD
Rivesville PD	Roane SO	Romney PD
Ronceverte PD	Rowlesburg PD	Rupert PD
Salem PD	Shepherdstown PD	Smithfield PD
Smithers PD	Spencer PD	Star City PD
Stonewood PD	Summers PD	Sutton PD
Terra Alta PD	Thomas PD	Triadelphia PD
Tunnelton PD	Union PD	Upshur SO
Valley Grove PD	War PD	Wayne SO
Webster Springs PD	Welch PD	West Liberty PD
West Liberty State College	Weston PD	West Union PD
W. Va. State College	W. Va. Tech.	W. Va. University
Wetzel SO	Wheeling PD	White Sulphur Springs PD
Whitesville PD	Worthington PD	Worthington PD

UNIFORM CRIME REPORTING

CONTRIBUTOR PARTICIPATION

This section of the report indicates the participation of West Virginia law enforcement agencies contributing to the Uniform Crime Reporting Program.

An "X" indicates that the specific agency (or group of agencies in the case of multiple State Police Detachments within the county) submitted UCR Reports for the corresponding month of 1982.

WEST VIRGINIA CONTRIBUTOR PARTICIPATION

Jan Thru Dec 1982

Agency	JAN	FEB	MAR	APR	MAY	JUN	JUL	AUG	SEP	OCT	NOV	DEC
Barbour County												
Sheriff	X	X	X	X	X	X	X	X	X	X	X	X
State Police	X	X	X	X	X	X	X	X	X	X	X	X
Belington PD	X	X	X	X	X	X	X	X	X	X	X	X
Phillippi PD	X	X	X	X	X	X	X	X	X	X	X	X
Berkeley County												
Sheriff	X	X	X	X	X	X	X	X	X	X	X	X
State Police	X	X	X	X	X	X	X	X	X	X	X	X
Martinsburg PD	X	X	X	X	X	X	X	X	X	X	X	X
Boone County												
Sheriff	X	X	X	X	X	X	X	X	X	X	X	
State Police	X	X	X	X	X	X	X	X	X	X	X	X
Madison PD	X	X	X	X	X	X	X	X	X	X	X	X
Whitesville PD	X	X	X	X	X	X	X	X	X	X	X	X
Danville PD									X	X	X	X
Braxton County												
Sheriff	X	X	X	X	X	X	X	X	X	X	X	X
State Police	X	X	X	X	X	X	X	X	X	X	X	X
Gassaway PD	X	X	X	X	X	X	X	X	X	X	X	X
Sutton PD	X	X	X	X	X	X	X	X	X	X	X	X
Burnsville PD	X	X	X	X	X	X	X	X	X	X	X	X
Brooke County												
Sheriff	X	X	X	X	X	X	X	X	X	X	X	X
State Police	X	X	X	X	X	X	X	X	X	X	X	X
Follansbee PD	X	X	X	X	X	X	X	X	X	X	X	X
Wellsburg PD	X	X	X	X	X	X	X	X	X	X	X	X
Bethany PD												
Cabell County												
Sheriff	X	X	X	X	X	X	X	X	X	X	X	X
State Police	X	X	X	X	X	X	X	X	X	X	X	X
Barboursville PD	X	X	X	X	X	X	X	X	X	X	X	X
Huntington PD	X	X	X	X	X	X	X	X	X	X	X	X
Milton PD												
MU Security Police	X	X	X	X	X	X	X	X	X	X	X	X
Calhoun County												
Sheriff	X	X	X	X	X	X	X	X	X	X	X	X
State Police	X	X	X	X	X	X	X	X	X	X	X	X
Grantsville PD	X	X	X	X	X	X	X	X	X	X	X	
Clay County												
Sheriff	X	X	X	X	X	X	X	X	X	X	X	X
State Police	X	X	X	X	X	X	X	X	X	X	X	X
Clay PD	X	X	X	X	X	X	X	X	X			
Doddridge County												
Sheriff	X	X	X	X	X	X	X	X	X	X	X	X
State Police	X	X	X	X	X	X	X	X	X	X	X	X
West Union PD	X	X	X	X	X	X	X	X	X	X	X	X
Fayette County												
Sheriff	X	X	X	X	X	X	X	X	X	X	X	X
State Police	X	X	X	X	X	X	X	X	X	X	X	X
Ansted PD	X	X	X	X	X	X	X	X	X	X	X	X
Fayetteville PD	X	X	X	X	X	X	X	X	X	X	X	X

WEST VIRGINIA CONTRIBUTOR PARTICIPATION

Jan Thru Dec 1982

Agency	JAN	FEB	MAR	APR	MAY	JUN	JUL	AUG	SEP	OCT	NOV	DEC
Montgomery PD	X	X	X	X	X	X	X	X	X	X	X	X
Mount Hope PD	X	X	X	X	X	X	X	X	X	X	X	X
Oak Hill PD	X	X	X	X	X	X	X	X	X	X	X	X
Meadow Bridge PD	X	X	X	X	X	X	X	X	X	X	X	X
Smithers PD	X	X	X	X	X	X	X	X	X	X	X	X
Pax PD	X	X	X	X	X	X	X	X	X	X	X	X
W Va Tech Security	X	X	X	X	X	X	X	X	X	X	X	X
Gauley Bridge PD	X	X	X	X	X	X	X	X	X	X	X	X
Gilmer County												
Sheriff	X	X	X	X	X	X	X	X	X	X	X	X
State Police	X	X	X	X	X	X	X	X	X	X	X	X
Glennville PD	X	X	X	X	X	X	X	X	X	X	X	X
Glennville St Security	X	X	X	X	X	X	X	X	X	X	X	X
Grant County												
Sheriff	X	X	X	X	X	X	X	X	X	X	X	X
State Police	X	X	X	X	X	X	X	X	X	X	X	X
Petersburg PD	X	X	X	X	X	X	X	X	X	X	X	X
Bayard PD	X	X	X	X	X	X	X	X	X	X	X	X
Greenbrier County												
Sheriff	X	X	X	X	X	X	X	X	X	X	X	X
State Police	X	X	X	X	X	X	X	X	X	X	X	X
Lewisburg PD	X	X	X	X	X	X	X	X	X	X	X	X
Rainelle PD	X	X	X	X	X	X	X	X	X	X	X	X
Ronceverte PD	X	X	X	X	X	X	X	X	X	X	X	X
White Sulphur Springs PD	X	X	X	X	X	X	X	X	X	X	X	X
Quinwood PD	X	X	X	X	X	X	X	X	X	X	X	X
Rupert PD	X	X	X	X	X	X	X	X	X	X	X	X
Hampshire County												
Sheriff	X	X	X	X	X	X	X	X	X	X	X	X
State Police	X	X	X	X	X	X	X	X	X	X	X	X
Romney PD	X	X	X	X	X	X	X	X	X	X	X	X
Hancock County												
Sheriff	X	X	X	X	X	X	X	X	X	X	X	X
State Police	X	X	X	X	X	X	X	X	X	X	X	X
Chester PD	X	X	X	X	X	X	X	X	X	X	X	X
Weirton PD	X	X	X	X	X	X	X	X	X	X	X	X
New Cumberland PD	X	X	X	X	X	X	X	X	X	X	X	X
Hardy County												
Sheriff	X	X	X	X	X	X	X	X	X	X	X	X
State Police	X	X	X	X	X	X	X	X	X	X	X	X
Moorefield PD	X	X	X	X	X	X	X	X	X	X	X	X
Wardensville PD	X	X	X	X	X	X	X	X	X	X	X	X
Harrison County												
Sheriff	X	X	X	X	X	X	X	X	X	X	X	X
State Police	X	X	X	X	X	X	X	X	X	X	X	X
Bridgeport PD	X	X	X	X	X	X	X	X	X	X	X	X
Clarksburg PD	X	X	X	X	X	X	X	X	X	X	X	X
Salem PD	X	X	X	X	X	X	X	X	X	X	X	X
Shinnston PD	X	X	X	X	X	X	X	X	X	X	X	X
Stonewood PD	X	X	X	X	X	X	X	X	X	X	X	X
Anmoore PD	X	X	X	X	X	X	X	X	X	X	X	X

WEST VIRGINIA CONTRIBUTOR PARTICIPATION

Jan Thru Dec 1982

Agency	JAN	FEB	MAR	APR	MAY	JUN	JUL	AUG	SEP	OCT	NOV	DEC
Nutter Fort PD	X	X	X	X	X	X	X	X	X	X	X	X
Lumberport PD	X	X	X	X	X	X	X	X	X	X	X	X
Lost Creek PD	X	X	X	X	X	X	X	X	X	X	X	X
West Milford PD												
Jackson County												
Sheriff	X	X	X	X	X	X	X	X	X	X	X	X
State Police	X	X	X	X	X	X	X	X	X	X	X	X
Ravenswood PD	X	X	X	X	X	X	X	X	X	X	X	X
Ripley PD	X	X	X	X	X	X	X	X	X	X	X	X
Jefferson County												
Sheriff	X	X	X	X	X	X	X	X	X	X	X	X
State Police	X	X	X	X	X	X	X	X	X	X	X	X
Charles Town PD	X	X	X	X	X	X	X	X	X	X	X	X
Shepherdstown PD	X	X	X	X	X	X	X	X	X	X	X	X
Ranson PD	X	X	X	X	X	X	X	X	X	X	X	X
Harpers Ferry PD	X	X	X	X	X	X	X	X	X	X	X	X
Kanawha County												
Sheriff	X	X	X	X	X	X	X	X	X	X	X	X
State Police	X	X	X	X	X	X	X	X	X	X	X	X
Belle PD	X	X	X	X	X	X	X	X	X	X	X	X
Charleston PD	X	X	X	X	X	X	X	X	X	X	X	X
Dunbar PD	X	X	X	X	X	X	X	X	X	X	X	X
Nitro PD	X	X	X	X	X	X	X	X	X	X	X	X
St Albans PD	X	X	X	X	X	X	X	X	X	X	X	X
South Charleston PD	X	X	X	X	X	X	X	X	X	X	X	X
Chesapeake PD	X	X		X	X	X	X	X		X	X	X
Marmet PD	X	X	X	X	X	X	X	X	X	X	X	X
East Bank PD	X	X	X	X	X	X	X		X		X	X
Glasgow PD	X	X	X	X	X	X	X	X	X	X	X	X
Clendenin PD	X	X	X	X	X	X	X	X	X	X	X	X
Cedar Grove PD	X	X	X	X	X	X	X	X	X	X	X	X
Pratt PD	X	X	X	X	X	X	X	X	X	X	X	X
Handley PD	X	X	X	X	X	X	X	X	X	X	X	X
W Va St College Security	X	X	X	X	X	X	X	X	X	X	X	X
Lewis County												
Sheriff	X	X	X	X	X	X	X	X	X	X	X	X
State Police	X	X	X	X	X	X	X	X	X	X	X	X
Weston PD	X	X	X	X	X	X	X	X	X	X	X	X
Lincoln County												
Sheriff	X	X	X	X	X	X	X	X	X	X	X	X
State Police	X	X	X	X	X	X	X	X	X	X	X	X
Hamlin PD	X	X	X	X	X	X	X	X	X	X	X	X
Logan County												
Sheriff	X	X	X	X	X	X	X	X	X	X	X	X
State Police	X	X	X	X	X	X	X	X	X	X	X	X
Logan PD	X	X	X	X	X		X	X	X	X	X	X
Man PD	X	X	X	X	X	X	X	X	X	X	X	X
Chapmanville PD	X	X	X	X	X	X	X	X	X	X	X	X
McDowell County												
Sheriff	X	X	X	X	X	X	X	X	X	X	X	X

WEST VIRGINIA CONTRIBUTOR PARTICIPATION

Jan Thru Dec 1982

Agency	JAN	FEB	MAR	APR	MAY	JUN	JUL	AUG	SEP	OCT	NOV	DEC
State Police	X	X	X	X	X	X	X	X	X	X	X	X
Keystone PD	X	X	X	X	X	X	X	X	X	X	X	X
War PD	X	X	X	X	X	X	X	X	X	X	X	X
Welch PD												
Anawalt PD	X	X	X	X	X	X	X	X	X	X	X	X
Gary PD	X	X	X	X	X	X	X	X	X	X	X	X
North Fork PD	X	X	X	X	X	X	X	X	X	X	X	X
Davy PD		X	X	X	X	X	X	X	X	X	X	X
Kimball PD	X	X	X	X	X	X	X	X	X	X	X	X
leager PD	X	X	X	X	X	X	X	X	X	X	X	X
Bradshaw PD	X	X	X	X	X	X	X	X	X	X	X	X
Marion County												
Sheriff	X	X	X	X	X	X	X	X	X	X	X	X
State Police	X	X	X	X	X	X	X	X	X	X	X	X
Fairmont PD	X	X	X	X	X	X	X	X	X	X	X	X
Mannington PD	X	X	X	X	X	X	X	X	X	X	X	X
Rivesville PD	X	X	X					X	X			
Monongah PD		X	X	X	X	X	X	X	X	X		
Fairview PD	X	X	X	X	X	X	X	X	X	X	X	X
Farmington PD	X	X	X	X	X	X	X	X	X	X	X	X
Grant Town PD	X	X	X	X	X	X	X	X	X	X	X	X
Worthington PD											X	X
Marshall County												
Sheriff	X	X	X	X	X	X	X	X	X	X	X	X
State Police	X	X	X	X	X	X	X	X	X	X	X	X
Benwood PD	X	X	X	X	X	X	X	X	X	X	X	X
Cameron PD	X	X	X	X	X	X	X	X	X	X	X	X
Glen Dale PD	X	X	X	X	X	X	X	X	X	X	X	X
McMechen PD	X	X	X	X	X	X	X	X	X	X	X	X
Moundsville PD	X	X	X	X	X	X	X	X	X	X	X	X
Mason County												
Sheriff	X	X	X	X	X	X	X	X	X	X	X	X
State Police	X	X	X	X	X	X	X	X	X	X	X	X
Point Pleasant PD	X	X	X	X	X	X	X	X	X	X	X	X
New Haven PD	X	X	X	X	X	X	X	X	X	X	X	X
Mason PD	X	X	X	X	X	X	X	X	X	X	X	X
Henderson PD	X	X	X	X	X	X	X	X	X	X	X	X
Hartford PD	X	X	X	X	X	X	X	X	X	X	X	X
Leon PD												
Mercer County												
Sheriff	X	X	X	X	X	X	X	X	X	X	X	X
State Police	X	X	X	X	X	X	X	X	X	X	X	X
Athens PD	X	X	X	X	X	X	X	X	X	X	X	X
Bluefield PD	X	X	X	X	X	X	X	X	X	X	X	X
Princeton PD	X	X	X	X	X	X	X	X	X	X	X	X
Matoaka PD		X	X	X	X	X	X	X		X	X	X
Bramwell PD						X	X	X	X		X	X
Concord Col Security	X	X	X	X	X	X	X	X	X	X	X	X
Bluefield St Security								X	X	X	X	X
Mineral County												
Sheriff	X	X	X	X	X	X	X	X	X	X	X	X

WEST VIRGINIA CONTRIBUTOR PARTICIPATION

Jan Thru Dec 1982

Agency	JAN	FEB	MAR	APR	MAY	JUN	JUL	AUG	SEP	OCT	NOV	DEC
State Police	X	X	X	X	X	X	X	X	X	X	X	X
Keyser PD	X	X	X	X	X	X	X	X	X	X	X	X
Piedmont PD	X	X	X	X	X	X	X		X	X	X	X
Ridgeley PD	X	X	X	X	X	X	X	X	X	X	X	X
Elk Garden PD												
Potomac St Security	X	X	X	X	X	X	X	X	X	X	X	X
Mingo County												
Sheriff	X	X	X	X	X	X	X	X	X	X	X	X
State Police	X	X	X	X	X	X	X	X	X	X	X	X
Gilbert PD	X	X	X	X	X		X	X	X	X	X	X
Williamson PD	X	X	X	X	X	X	X	X	X	X	X	X
Kermit PD	X	X	X	X	X	X	X	X	X	X		X
Delbarton PD			X	X	X	X						
Matewan PD	X	X	X	X	X	X	X	X		X	X	X
Monongalia County												
Sheriff	X	X	X	X	X	X	X	X	X	X	X	X
State Police	X	X	X	X	X	X	X	X	X	X	X	X
Morgantown PD	X	X	X	X	X	X	X	X	X	X	X	X
Star City PD	X	X	X	X	X	X	X	X	X	X	X	X
Westover PD	X	X	X	X	X	X	X	X	X	X	X	X
Osage PD	X	X	X	X	X	X						
WVU Security Police	X	X	X	X	X	X	X	X	X	X	X	X
Granville PD	X	X	X	X	X	X	X	X	X	X	X	X
Monroe County												
Sheriff	X	X	X	X	X	X	X	X	X	X	X	X
State Police	X	X	X	X	X	X	X	X	X	X	X	X
Alderson PD	X	X	X	X	X	X		X	X	X	X	X
Union PD	X	X	X	X	X	X	X	X	X	X	X	X
Peterstown PD	X	X	X	X	X	X	X	X	X	X	X	X
Morgan County												
Sheriff	X	X	X	X	X	X	X	X	X	X	X	X
State Police	X	X	X	X	X	X	X	X	X	X	X	X
Berkeley Springs PD	X	X	X	X	X	X	X	X	X	X	X	X
Paw-Paw PD	X											
Nicholas County												
Sheriff	X	X	X	X	X	X	X	X	X	X	X	X
State Police	X	X	X	X	X	X	X	X	X	X	X	X
Richwood PD	X	X	X	X	X	X				X	X	X
Summersville PD	X	X	X	X	X	X	X	X	X	X	X	X
Ohio County												
Sheriff	X	X	X	X	X	X	X	X	X	X	X	X
State Police	X	X	X	X	X	X	X	X	X	X	X	X
Wheeling PD	X	X	X	X	X	X	X	X	X	X	X	X
Triadelphia PD	X	X	X	X	X	X	X	X	X	X	X	X
Bethlehem PD	X	X	X	X	X	X	X	X	X	X	X	X
West Liberty PD	X	X	X	X	X	X	X	X	X	X	X	X
Valley Grove PD	X	X	X	X	X	X	X	X	X	X	X	X
West Liberty St Col	X	X	X	X	X	X	X	X	X	X	X	X
Clearview PD	X	X	X	X	X	X	X	X	X	X	X	X
Pendleton County												
Sheriff	X	X	X	X	X	X	X	X	X	X	X	X

WEST VIRGINIA CONTRIBUTOR PARTICIPATION

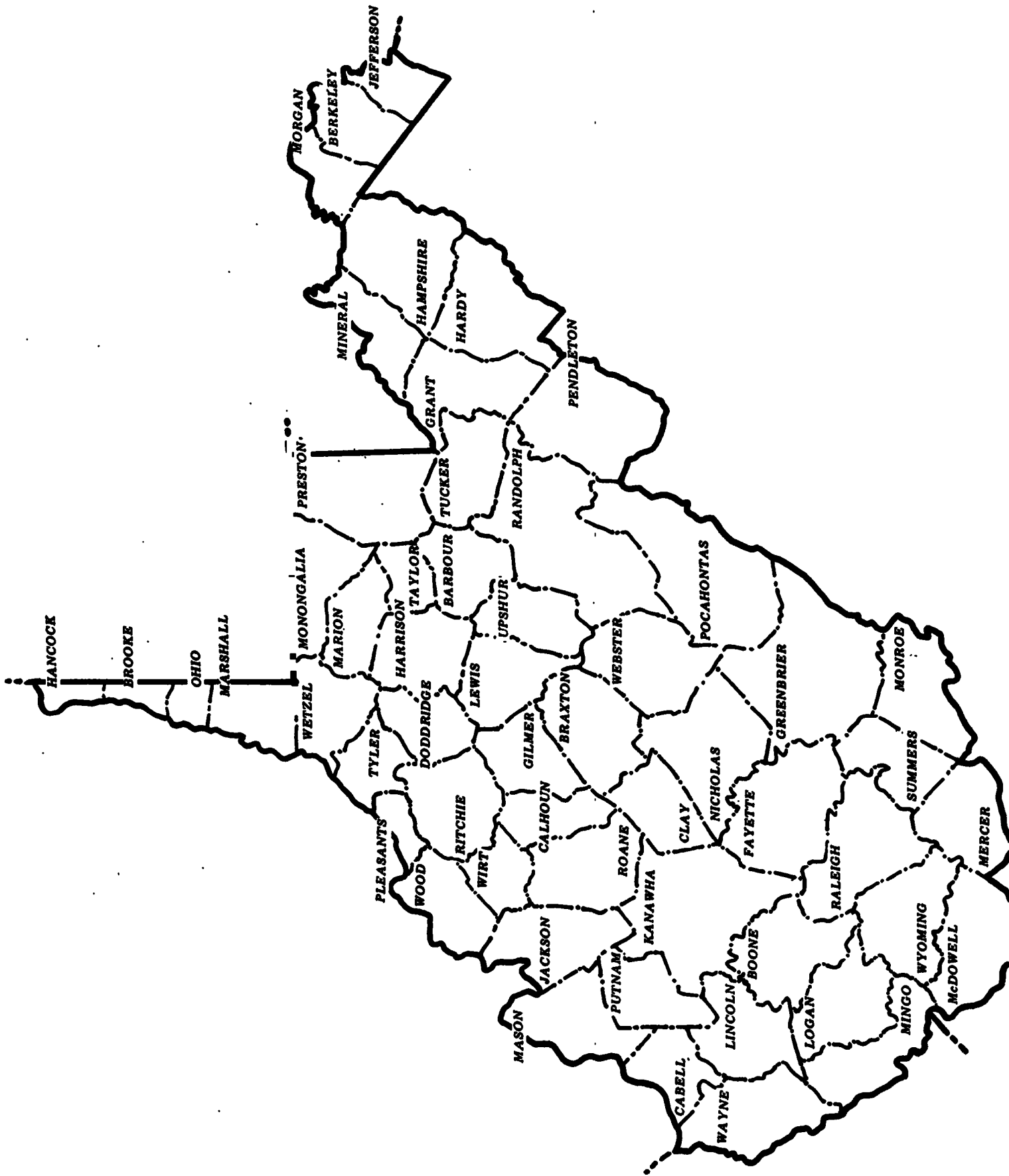
Jan Thru Dec 1982

Agency	JAN	FEB	MAR	APR	MAY	JUN	JUL	AUG	SEP	OCT	NOV	DEC
State Police	X	X	X	X	X	X	X	X	X	X	X	X
Hinton PD	X	X	X	X	X	X	X	X	X	X	X	X
Taylor County												
Sheriff	X	X	X	X	X	X	X	X	X	X	X	X
State Police	X	X	X	X	X	X	X	X	X	X	X	X
Grafton PD	X	X	X	X	X	X	X	X	X	X	X	X
Flemington PD						X	X	X	X	X	X	X
Tucker County												
Sheriff	X	X	X	X	X	X	X	X	X	X	X	X
State Police	X	X	X	X	X	X	X	X	X	X	X	X
Parsons PD	X	X	X	X	X	X	X	X	X	X	X	X
Thomas PD	X	X	X	X	X	X	X	X				
Davis PD	X	X	X	X	X	X	X	X	X	X		X
Hambleton PD												
Tyler County												
Sheriff	X	X	X	X	X	X	X	X	X	X	X	X
State Police	X	X	X	X	X	X	X	X	X	X	X	X
Paden City PD	X	X	X	X	X	X	X	X	X	X	X	X
Sistersville PD	X	X	X	X	X	X	X	X	X	X	X	X
Middlebourne PD	X	X	X	X	X	X	X	X	X	X	X	X
Friendly PD												
Upshur County												
Sheriff	X	X	X	X	X	X	X	X	X	X	X	X
State Police	X	X	X	X	X	X	X	X	X	X	X	X
Buckhannon PD	X	X	X	X	X	X	X	X	X	X	X	X
Wayne County												
Sheriff	X	X	X	X	X	X	X	X	X	X	X	X
State Police	X	X	X	X	X	X	X	X	X	X	X	X
Ceredo PD	X	X	X	X	X	X	X	X	X	X	X	X
Kenova PD	X	X	X	X	X	X	X	X	X	X	X	X
Wayne PD	X		X		X	X	X	X	X			
Fort Gay PD	X	X	X	X	X	X	X	X	X	X	X	X
Webster County												
Sheriff	X	X	X	X	X	X	X	X	X	X	X	X
State Police	X	X	X	X	X	X	X	X	X	X	X	X
Webster Springs PD	X	X	X	X	X	X	X	X	X	X	X	X
Cowen PD	X	X	X	X	X	X	X	X	X	X	X	X
Camden-On-Gauley PD												X
Wetzel County												
Sheriff	X	X	X	X	X	X	X	X	X	X	X	X
State Police	X	X	X	X	X	X	X	X	X	X	X	X
Hundred PD	X	X	X	X	X	X	X	X	X	X	X	X
New Martinsville PD	X	X	X	X	X	X	X	X	X	X	X	X
Pine Grove PD	X	X	X	X	X		X	X	X	X	X	X
Smithfield PD												
Wirt County												
Sheriff	X	X	X	X	X	X	X	X	X	X	X	X
State Police	X	X	X	X	X	X	X	X	X	X	X	X
Elizabeth PD	X	X	X		X	X	X	X	X	X	X	X
Wood County												
Sheriff	X	X	X	X	X	X	X	X	X	X	X	X

WEST VIRGINIA CONTRIBUTOR PARTICIPATION

Jan Thru Dec 1982

Agency	JAN	FEB	MAR	APR	MAY	JUN	JUL	AUG	SEP	OCT	NOV	DEC
State Police	X	X	X	X	X	X	X	X	X	X	X	X
Parkersburg PD	X	X	X	X	X	X	X	X	X	X	X	X
Vienna PD	X	X	X	X	X	X	X	X	X	X	X	X
Williamstown PD	X	X	X	X	X	X	X	X	X	X	X	X
Wyoming County												
Sheriff	X	X	X	X	X	X	X	X	X	X	X	X
State Police	X	X	X	X	X	X	X	X	X	X	X	X
Mullens PD	X	X	X	X	X	X	X	X	X	X	X	X
Pineville PD	X	X	X	X	X	X	X	X	X	X	X	X
Oceana PD	X	X	X	X	X	X	X	X	X	X	X	X



GLOSSARY OF TERMS

ADULT—For West Virginia Uniform Crime Reporting purposes, a person age 18 or above.

ARREST RATE—The number of arrests reported for Part I and Part II Offenses for each unit of population, generally per 100,000. Arrest rates are computed in the same manner as crime rates.

CRIME INDEX—The sum total of eight major offenses used to measure the extent, fluctuation and distribution of crime in a given geographical area. Crime classifications used in the Index are: Murder, Forcible Rape, Robbery, Felonious Assault, Breaking and Entering, Larceny—Theft, Motor Vehicle Theft and Arson. Each of these offenses is referred to as an Index Offense.

CRIME RATE—The number of Index Offenses reported for each unit of population, generally per 100,000. Crime Rates are computed for communities with varying populations by dividing the Index Crimes by the population and multiplying the answer by 100,000. (Example: 500 Index Offenses \div 10,000 population \times 100,000 = 5,000 Crime Rate).

EXCEPTIONAL CLEARANCE—A crime solution or clearance recorded when some element beyond law enforcement control precludes the placing of formal charges against an offender.

JUVENILE—For West Virginia Uniform Crime Reporting purposes, a person under the age of 18.


PART I OFFENSES—The first of two main categories of crime classes composing a Universal Crime Classification System established for Crime Reporting purposes. Part I Offenses are by their very nature more serious and/or occur most frequently. The monthly tabulation of Part I Offenses provide a count of "Offenses Known".

PART II OFFENSES—The second of two main categories of crime classes composing a Universal Crime Classification System established for Crime Reporting purposes. Part II Offenses are generally less serious in nature and/or occur less frequently. Monthly tabulations of Part II offenses are limited to arrest information only.

PROPERTY CRIME—Consists of the Index Offenses of Breaking and Entering, Larceny-Theft, Motor Vehicle Theft and Arson.

VIOLENT CRIME—Consists of the Index Offenses of Murder, Forcible Rape, Robbery, and Felonious Assault.





Uniform Crime Reporting
725 Jefferson Road
South Charleston, WV 25309



Bulk Rate
U.S. Postage Paid
Charleston, WV
Permit No. 271