

CRIME

IN WEST VIRGINIA

1976

UNIFORM CRIME REPORTS



JOHN D. ROCKEFELLER IV
GOVERNOR


H. F. MOONEY, JR.
SUPERINTENDENT

UNIFORM CRIME REPORTS

STATE OF WEST VIRGINIA

Annual Report

January - December, 1976



**Compiled By
West Virginia Department of Public Safety
Uniform Crime Reporting Section
South Charleston, West Virginia**

.

.

|

|

|



DEPARTMENT OF PUBLIC SAFETY
(West Virginia State Police)

June, 1977

The Honorable John D. Rockefeller, IV
Governor - State of West Virginia
Capitol Building
Charleston, West Virginia 25305

Dear Governor Rockefeller,

In accordance with Chapter 15, Article 2, Section 29i, of the Code of West Virginia, the Department of Public Safety respectfully submits its fifth annual report on crime in West Virginia. Information contained herein is based on statistics submitted to this Department on a daily, monthly, and annual basis by law enforcement agencies within West Virginia for the year of 1976.


This report has been prepared so as to provide reliable and comprehensive data to the criminal justice community. The graphic and statistical representation of the various crime factors should prove of assistance to law enforcement personnel in planning programs to combat criminal activity throughout West Virginia.

Again, as in the past years, this report is dedicated to the law enforcement officers and public officials who have participated in the West Virginia Uniform Crime Reporting Program. Without their diligence and interest, this report would not have been possible.

Sincerely yours,


H. F. MOONEY, JR.
Superintendent

HFMjr/nhs



ACKNOWLEDGEMENT


This report was published through financial assistance provided by the Law Enforcement Assistance Administration, United States Department of Justice.

TABLE OF CONTENTS

Letter of Transmittal	i
Acknowledgement	iii
Introduction	1
Classification of Offenses	4
Part I Offenses	5
Part II Offenses	7
Profile of West Virginia	11
Crime Factors	13
Crime Index	14
Calculation of Rates and Percentages	14
West Virginia Offense Data	17
Crime Index Offenses	18
Criminal Homicide — Murder	27
Forcible Rape	34
Robbery	38
Felonious Assault	43
Breaking and Entering	47
Larceny—Theft	52
Motor Vehicle Theft	57
West Virginia Arrest Data	61
Violent Crime	62
Property Crime	63
Narcotic Drug Law Arrests	63
Gambling Arrests	63
Law Enforcement Employee Data	75
Law Enforcement Employee Rates	76
Law Enforcement Officers Killed and Assaulted	77
State, County and Municipal Offense Data	83
Crime Index Report	87
Values of Property Stolen and Recovered	109
State, County and Municipal Arrest Data (Part I Offenses)	128
State, County and Municipal Arrest Data (Part II Offenses)	146
Contributor Participation Report	181
Glossary of Terms	189

LIST OF TABLES AND CHARTS

Crime Index Offenses by Month	21
Violent Crime Offenses by Month	22
Non-Violent Property Offenses by Month	23
Value of Property Stolen by Type of Offense	24
Value of Property Stolen and Percent Recovered	25
West Virginia Crime Index Offenses	26
Murders by Month	29
Murders by Type of Weapon	30
Murders by Circumstance	31
Murders by Day of Week	32
Murder Victims - Age, Sex and Race	33
Forcible Rapes by Month	36
Forcible Rapes — Percent Distribution	37
Robberies by Month	40
Robberies — Value of Property Stolen	41
Robberies by Type of Weapon	42
Felonious Assaults by Month	45
Felonious Assaults by Type of Weapon	46
Breaking and Entering by Month	49
Breaking and Entering — Value of Property Stolen	50
Breaking and Entering — Time and Percent Distribution	51
Larceny—Theft by Month	54
Larceny—Theft - Value Classification	55
Larceny—Theft - Value of Property Stolen	56
Motor Vehicle Theft by Month	59
Motor Vehicles Stolen and Recovered	60
Part I and Part II Arrests by Month	64
Percent Analysis of Index Offenses Cleared by Arrest	65
Analysis of Narcotic Drug Law Arrests	66
Analysis of Gambling Arrests	67
Police Disposition of Juveniles Arrested	68
Total Arrests	69
Total Arrests by Race	70
Total Arrests by Sex	71
Total Arrests by Age	72-73
Analysis of Assaults on Law Enforcement Officers	78-82
Percent Distribution by Type of Activity	79
Analysis by Type of Weapon Used	80
Percent with Injury - By Type of Weapon	81
Percent of Assaults Cleared - by Circumstance	82
Crime Index Report	87
Values of Property Stolen and Recovered	109
Part I Arrests	128
Part II Arrests	146
Contributor Participation Report	181
Map of West Virginia	190



INTRODUCTION

The West Virginia Uniform Crime Reporting Program is the first of many steps to be taken in the establishment of an effective State-wide Criminal Justice Information System. This particular phase of the CJIS is oriented toward law enforcement and has brought about a state-wide uniform method of collecting crime statistical data, producing a consolidated annual report concerning crime in West Virginia, and reporting state-wide crime statistics from a single agency to the Federal Bureau of Investigation.

National Uniform Crime Reporting Program

The counterpart of the state-wide UCR Program is the National UCR Program which is under the direction of the Federal Bureau of Investigation. This national program is the result of a need for nation-wide and uniform compilation of law enforcement statistics. Uniform Crime Reports were first collected in 1930 after being developed by a committee of the International Association of Chiefs of Police.

Today the IACP continues to serve in an advisory capacity to the FBI in its operation of the program.

Crime statistics voluntarily submitted by individual law enforcement agencies from all fifty states are presented annually in the FBI's Uniform Crime Reports Publication entitled "Crime in the United States."

In the last several years the FBI has been actively assisting individual states in the development of state-wide programs of law enforcement statistics compatible with the National UCR Program. In taking advantage of the invaluable assistance provided, West Virginia has developed its own state-wide program for collection of law enforcement statistics.

West Virginia Uniform Crime Reporting Program

The West Virginia Uniform Crime Reporting Program involves the uniform compilation, classification, and analysis of crime statistics reported by all law enforcement agencies of the state pursuant to guides and regulations prescribed by law.

The West Virginia Legislature in the Criminal Identification Bureau Act of 1971 established the Uniform Crime Reporting Statute.

The responsibility and authority for collection and dissemination of UCR data was given to the West Virginia Department of Public Safety (State Police). This program became operational January 1, 1972.

Criminal Identification Bureau Act of 1971 Chapter 15, Article 2, Section 29, Sub-Section 1

(i) All state, county and municipal law enforcement agencies shall submit to the bureau uniform crime reports setting forth their activities in connection with law enforcement. It shall be the duty of the bureau to adopt and promulgate rules and regulations prescribing the forms, general content, time and manner of submission of such Uniform Crime Reports. Willful or repeated failure by any state, county or municipal law enforcement official to submit the Uniform Crime Reports as required in this article shall constitute neglect of duty in public office. The Bureau shall correlate the reports submitted to it and shall compile and submit to the governor and the legislature semi-annual reports based on such reports. A copy of such reports shall be furnished to all prosecuting attorneys and law enforcement agencies.

Purpose and Objectives

In keeping with the recommendation of the President's Commission on Law Enforcement and the Administration of Justice, the West Virginia UCR Program was planned for eventual growth into a complete and integrated offender based Criminal Justice Information System. Under this program, each offender arrested in West Virginia will be tracked through the entire criminal justice system from time of arrest through the courts to the correctional system where his exit (parole, expiration of sentence, etc.) will be recorded. In this manner, a complete "rap sheet" on individual offenders will be available for use by the police, courts and correctional agencies in West Virginia. In addition, statistical data derived from the CJIS Program will provide assistance in determining the overall efficiency of the criminal justice system in West Virginia and will make effective management studies possible.

The fundamental objectives of the West Virginia UCR Program are:

1. Inform the governor, legislature, other governmental officials, and the public as to the nature of the crime problem in West Virginia — its magnitude and its trends.
2. Provide law enforcement administrators with criminal statistics for administrative and operational use.
3. Determine who commits crimes by age, sex, race and other attributes in order to find the proper focus for crime prevention and enforcement.
4. Provide base data and statistics to measure the workload and effectiveness of West Virginia's Criminal Justice System.
5. Provide base data and statistics to measure the effects of prevention and deterrence programs.
6. Provide base data and statistics for research to improve the efficiency, effectiveness and performance of criminal justice agencies.
7. Provide base data to assist in the assessment of social and other causes of crime for the development of theories of criminal behavior.

Development

Effective July 1, 1972, a federal grant was awarded to the Department of Public Safety by the Law Enforcement Assistance Administration on a 60/40 federal-state matching basis. The money provided was used to initiate a state-wide Uniform Crime Reporting Program.

For approximately two months thereafter the UCR Staff made studies of the federal program, as well as several state UCR Programs which were operational at that time. Pamphlets explaining the UCR Program and questionnaires concerning each law enforcement agency's participation were distributed. After determining the number of law enforcement agencies which would participate, forms, tally books, and the UCR Guide Manual were developed, printed and distributed to all contributing agencies.

During the development phase, numerous workshops were held in various parts of the state to present the UCR Program in detail to participating agencies.

Since that time, supplemental workshops have been held as needed. Also, the Department of Public Safety has incorporated into the curriculum of the State Police Training Academy a basic course as to the why and how of Uniform Crime Reporting. These courses are presented to municipal and county law enforcement officers as well as State Police Cadets.

A pilot program was maintained for two months prior to the implementation of the permanent collection and recording of data. This pilot program served mainly as a method by which to arrange data flow and solve other in-house operational difficulties.

Reporting Procedure

Under the West Virginia UCR Statute, participating West Virginia law enforcement agencies are required to submit specified Uniform Crime Reports. The necessary information for each of the required reports is gathered from each agency's record of complaints, investigations and arrests.

Crime data and information is submitted by state, county and municipal law enforcement agencies on a daily, monthly and annual basis. The daily report consists of the fingerprints of all persons arrested, detained or charged with any crime or offense in West Virginia in which the penalty provided therefore is confinement in any penal or correctional institution or of any person who they have reason to believe is a fugitive from justice or an habitual criminal.

On a monthly basis, municipal police, state police and county sheriff's departments report the number of offenses known to them in the following crime categories:

- (1) Criminal Homicide
- (2) Forcible Rape
- (3) Robbery
- (4) Assault
- (5) Breaking and Entering
- (6) Larceny
- (7) Motor Vehicle Theft

The count of offenses is taken from the record of complaints received by law enforcement agencies from victims, witnesses, other sources or discovered by them during their own operation. Complaints determined by subsequent investigation to be unfounded are eliminated from the count. The resulting number of "actual offenses known to law enforcement agencies" in these crime categories is reported without regard to whether anyone is arrested, stolen property is recovered, local prosecutive policy, or any other consideration. Reported offenses are recorded by the municipality and county in which they occur, rather than to the agency which may investigate, arrest, or otherwise in some manner dispose of the case. Municipal law enforcement agencies report those crimes which are committed within the cities, county sheriff's departments report those crimes which occur in the counties outside the city, and state police report all crimes known to them which occur in the county outside the city. Law enforcement agencies also report on a monthly basis, supplemental offense information such as the value of property stolen and recovered as well as circumstances surrounding homicides and other pertinent data. Additional monthly reports of persons arrested are submitted. These reports provide information concerning the age, sex and race of persons arrested by each individual law enforcement agency. Also, a police disposition of all juveniles arrested is collected.

Annual report forms contain data such as the number of persons formally charged and dispositions. Police employee data is also collected annually.

Verification Process

An obvious concern in the collection of crime statistics for law enforcement agencies throughout the state is the uniformity and accuracy of data received. Program aides such as guides and instructions do not necessarily guarantee the accuracy and correctness of the reports submitted by the contributors. Additional controls therefore are necessary.

Each report received by the UCR Section is recorded, examined and verified for mathematical accuracy and possibly more important for reasonableness. The verification process includes numerous checks to ensure the validity of information. The elimination of duplication of reporting by individual contributors receives particular attention. Minor typographical errors are corrected by direct telephone contact with the contributor while all other errors are resolved by written correspondence, or by personal contact of a field representative or member of the UCR Staff.

Population Data

The computation of crime rates as they appear in this report by municipality, county and state are based on 1976 population estimates provided by the Federal Bureau of Investigation through the cooperation and assistance of the United States Bureau of Census.

Monthly and annual Uniform Crime Reports currently received from 282 municipal, county and state law enforcement agencies in West Virginia represent 100 percent of the estimated West Virginia population.

The West Virginia State Police maintains at least one detachment in each of the 55 counties throughout the state. In some counties, there are as many as four detachments. Each detachment is mainly responsible for law enforcement in the rural areas of the respective county. Therefore, there are two law enforcement agencies (state police and sheriff's department) in each county which serves the same area and essentially the same population.

Because of this fact, to attempt to compute a crime rate for each of the two agencies would have been highly unreasonable.

This problem was resolved by combining activity reported by both agencies into one category hereafter referred to in this report as "rural county." However, the number of offenses and percent of offenses cleared is listed separately for each agency.

CLASSIFICATION OF OFFENSES

Uniformity in reporting under the West Virginia System is based upon the proper classification of offenses by police.

The adoption of the Federal System of Uniform Crime Reporting included the utilization of the offense classifications of that system. Law enforcement in this state has made accurate application of those classifications in the reports submitted to the West Virginia Uniform Crime Reporting System.

In view of the need for compatibility with the federal system, "offenses" under the program are not distinguished by designation of "high misdemeanors," "misdemeanors," or violations of municipal ordinances. The explanations of offense classifications may vary slightly with those employed at the federal level because the language used is that familiar to law enforcement in this state. However, the major categories of offense classification remain the same as those employed on the national level.

Part I Offenses

Offense data consists of information that has been extracted from reports of Part I crimes that have come to the attention of West Virginia law enforcement agencies. In general, Part I crimes are those serious crimes that are usually reported to law enforcement agencies. They consist of the following offenses:

Offense Classifications

(1) Homicide

- 1a. **Murder and Non-Negligent Manslaughter** — The unlawful killing of a human being with malice aforethought.

General Rule — Any death due to a fight, argument, quarrel, assaults or commission of a crime.

- 1b. **Manslaughter by Negligence** — The unlawful killing of a human being, by another, without malice aforethought.

General Rule — The killing may result from the commission of an unlawful act or from a lawful act performed with gross negligence. Traffic deaths may be classified as such when due to gross negligence of someone rather than the victim.

(2) Forcible Rape

- 2a. **Rape by Force** — The carnal knowledge of a female forcibly against her will.

General Rule — Forcible rape of a female but excluding carnal abuse (Statutory Rape) or other sex offenses.

- 2b. **Assault to Rape — Attempts** — All assaults and attempts to rape.

(3) Robbery — The felonious and forcible taking of the property of another, against his will, by violence or by putting him in fear. Includes all attempts.

- 3a. **Gun** — All robberies and attempted robberies involving the use of any type firearm (revolvers, automatic pistols, shotguns, zip guns, rifles, pellet guns, etc.)

- 3b. **Knife or Cutting Instrument** — All robberies and attempted robberies involving the use of cutting or stabbing objects (knife, razor, hatchet, axe, cleaver, scissors, glass, broken bottle, dagger, ice pick, etc.)

- 3c. **Other Dangerous Weapons** — All robberies or attempted robberies when any other object or thing is used as a weapon. (This includes clubs, bricks, jack handles, bottles, explosives, acid, etc.).

- 3d. **Strong Arm—Hands, Fists, Feet, Etc.** — All Robberies which includes muggings and similar offenses where no weapon is used, but strong arm tactics are employed to deprive the victim of his property. This is limited to hands, arms, fists, feet, etc. As in armed robbery, include all attempts.

(4) Assaults — An assault is an attempt or offer, with unlawful force or violence, to do physical injury to another.

General Rule — All assaults will be classified in the following categories, excluding assaults with intent to rob or rape.

- 4a. **Gun — All assaults and attempted assaults involving the use of any type of firearms. (Revolvers, automatic pistols, shotguns, zip guns, pellet guns, etc.).**
 - 4b. **Knife or Cutting Instrument — All assaults and attempted assaults, involving the use of cutting or stabbing objects (knife, razor, hatchet, axe, cleaver, scissors, glass, broken bottle, dagger, ice pick, etc.).**
 - 4c. **Other Dangerous Weapon — All assaults or attempted assaults when any other object or thing is used as a weapon. (Clubs, bricks, pick handles, bottles, acid, explosives, lye, poison, scalding water and cases of attempted drowning, burning, etc.).**
 - 4d. **Hands, Fists, Feet, Etc. — Felonious — Assaults which are of a felonious nature when hands, fists, feet, etc., are used. To be classified as felonious assault, the attack must result in serious personal injury.**
 - 4e. **Other Assaults — Not Felonious — All offenses of simple assault and assault and battery.**
- (5) **Breaking and Entering — Unlawful entry or attempted forcible entry of any structure to commit a felony or larceny.**

General Rule — Any unlawful entry or attempted forcible entry of any dwelling house, attached structure, public building, shop, office, factory, storehouse, apartment, house trailer, warehouse, mill, barn, other building, houseboat, or railroad car.

NOTE: For Uniform Crime Reporting purposes, breaking and entering and larceny are classified only as breaking and entering, the larceny is excluded. Breaking and Entering of a motor vehicle is classified as larceny.

- 5a. **Forcible Entry — All offenses where force of any kind is used to enter unlawfully a locked structure, with intent to steal or commit a felony. This includes entry by use of a master key, celluloid, or other device that leaves no outward mark but is used to open a lock. Concealment inside a building, followed by the breaking out of the structure is also included.**
 - 5b. **Unlawful Entry—No Force — Any unlawful entry without any evidence of forcible entry.**
 - 5c. **Attempted Forcible Entry — When determined that forcible entry has been attempted.**
- (6) **Larceny Theft (Except Auto Theft) — The unlawful taking of the property of another with intent to deprive him of ownership.**

General Rule — All larcenies and thefts resulting from pocket-picking, purse snatching, shoplifting, larceny from auto, larcenies of auto parts and accessories, theft of bicycles, larcenies from buildings, and from coin operated machines. Any theft that is not a robbery or the result of breaking and entering is included. Embezzlement, larceny by bailee, fraud or bad check cases are excluded.

- (7) **Motor Vehicle Theft** — The larceny or attempted larceny of a motor vehicle.

General Rule — Thefts and attempted thefts of a motor vehicle. This includes all vehicles which can be registered as a motor vehicle in this state. Excludes where there is a lawful access to the vehicle, such as a family situation or unauthorized use by others with lawful access to the vehicle. (Chauffeur, employees, etc.).

Part II Offenses

Part II Offenses are made up of all other crimes not classified as Part I crimes. Information on Part II offenses is only reported when an arrest has been made. Part II crimes for UCR purposes are as follows:

- (8) **Other Assaults** — This class is comprised of all assaults and attempted assaults which are simple or minor in nature. These "Other Assaults" are also scored on Return A under item 4e as an Offense Known to Police. However, for the purpose of this return, arrests for this offense are scored in this class.

- (9) **Arson** — Include all arrests for violation of State Laws and Municipal Ordinances relating to arson and attempted arson.

Include: Any willful or malicious burning to defraud a dwelling house, church, college, jail, meeting house, public building or any building, ship or other vessel, motor vehicle or aircraft; contents of buildings, personal property of another, goods or chattels, crops, trees, fences, gates, grain, vegetable products, lumber, woods, cranberry bogs, marshes, meadows, etc.

In the event of a death from arson, the offense would be classified as murder and if personal injury results, the offense would be classified as assault (4c).

- (10) **Forgery and Counterfeiting** — In this class all offenses dealing with the making, altering, uttering or possessing, with intent to defraud, anything false in the semblance of that which is true.

Include: Altering or forging public or other records. Making, altering, forging, or counterfeiting bills, notes, drafts, tickets, checks, credit cards, etc.

Counterfeiting coins, plates, bank notes, checks, etc.

Possessing or uttering forged or counterfeiting instruments.

Signing the name of another or fictitious person with intent to defraud.

All attempts to commit any of the above.

- (11) **Fraud** — Fraudulent conversion and obtaining money or property by false pretense. Includes bad checks, confidence games, etc., except forgeries and counterfeiting.

- (12) **Embezzlement** — Misappropriation or misapplication of money or property entrusted to one's care, custody or control.

- (13) **Stolen Property: Buying, Receiving, Possessing** — Include in this class all offenses of buying, receiving, and possession of stolen property, as well as all attempts to commit any of these offenses.

(14) Vandalism — Include in this class all willful or malicious destruction, injury, disfigurement or defacement of any public or private property, real or personal, without consent of the owner or person having custody or control, by cutting, tearing, breaking, marking, painting, drawing, covering with filth, or any other such means as may be specified by law or ordinance. This offense covers a wide range of malicious behavior directed at property.

(15) Weapons: Carrying, Possessing, Etc.

This class deals with violations of weapons laws such as:

Manufacture, sale or possession of deadly weapons.

Carrying deadly weapons.

Furnishing deadly weapons to minors.

Aliens possessing deadly weapons. All attempts to commit the above.

(16) Prostitution and Commercialized Vice — Include in this class the sex offenses of a commercialized nature, such as:

Prostitution

Keeping bawdy house, disorderly house, or house of ill repute.

Pandering, procuring, transporting or detaining women for immoral purposes, etc.

All attempts to commit any of the above.

(17) Sex Offenses — Except forcible rape, prostitution and commercialized vice. Include offenses against chastity, common decency, morals, and the like.

Adultery and fornication

Buggery

Incest

Indecent Exposure

Sodomy

Statutory Rape — (No Force)

All attempts to commit any of the above.

(18) Narcotic Drug Laws — Narcotic drug law arrests are requested on the basis of the narcotics used. Include all arrests for violations of State and Local Ordinances, specifically those relating to the unlawful possession, sale, use, growing, manufacturing and making of narcotic drugs. Make the following subdivisions of narcotic drug law arrests.

Opium or cocain and their derivatives
Morphine, heroin, codeine

Marijuana

Synthetic narcotics, manufactured narcotics which can cause true drug addiction.
Demerol, methadones

Dangerous non-narcotic drugs
Barbituarates, benzedrine

- (19) Gambling — All charges which related to promoting, permitting or engaging in gambling. To provide a more refined collection of gambling arrests, the following breakdown should be furnished:**

Bookmaking (Horse and sport books)

Numbers and lottery

All other

- (20) Offenses Against the Family and Children — Included here are all charges of non-support and neglect or abuse of family and children.**

Desertion, abandonment, or non-support

Neglect or abuse of child

Non-payment of alimony

- (21) Driving Under the Influence — This class is limited to the driving or operating of any vehicle while drunk or under the influence of liquor or narcotic drugs.**

- (22) Liquor Laws — With the exception of "Drunkenness" (Class 23) and "Driving Under the Influence" (Class 21), liquor law violations, State or Local, are placed in this class. Do not include Federal violations. Include: Manufacturing, sale, transporting, furnishing, possession, etc.**

Maintaining unlawful drinking places

Bootlegging

Operating still

Furnishing liquor to a minor

Using vehicle for illegal transportation of liquor

- (23) Drunkenness — Included in this class are all offenses of drunkenness or intoxication, with the exception of "Driving Under the Influence" (Class 21).**

Drunk and disorderly

Public intoxication

- (24) **Disorderly Conduct** — In this class, all disorderly persons arrested except those counted in classes 1 through 23 and class 25 are included.
- (25) **Vagrancy** — Place in this class arrests for disorderly persons when the person is arrested for failure to give good account of himself.
- (26) **All Other Offenses** — Include in this class every other State or Local offense not included in classes 1 through 25.

Abduction and compelling to marry

Abortion (Death resulting from abortion is homicide)

Bastardy and concealing death of a bastard

Bigamy and polygamy

Blackmail and extortion

Bribery

Contempt of Court

Discrimination, unfair competition

Kidnapping

Offenses contributing to juvenile delinquency except as provided for in classes 1 through 29, such as employment of children in immoral vocations or practices, admitting minors to improper places, etc.

Perjury and subornation of perjury

Possession, repair, manufacture, etc., of burglar's tools

Possession or sale of obscene literature

Unlawful use, possession, etc., of explosives, etc.

- (27) **Suspicion** — Not Reported in West Virginia.
- (28) **Curfew and Loitering Laws (Juveniles)** — Count all arrests made for violations of local curfew or loitering ordinances.
- (29) **Runaway (Juvenile)** — Count arrests made by other jurisdictions of runaways from your jurisdiction. Do not include protective custody actions with respect to runaways you take for other jurisdictions. Count only your own local cases.

PROFILE

STATE OF WEST VIRGINIA

On June 20, 1863, under the administration of President Abraham Lincoln, West Virginia became the 35th state in the Union. This was the only state to be borne out of the Civil War. From the beginning of the Civil War, the people in Western Virginia fought against seceding from the Union. On June 20, 1861, a new government of Virginia known as the "Restored Government" was formed by the Wheeling Convention. This government pledged its support to the Federal Government in Washington. At a meeting in Wheeling, May 13, 1862, the "Restored Government" passed an act giving formal consent to the forming of a new state. On May 29, 1862, a bill was presented to the Congress of the United States requesting that a new state be formed and admitted to the Union. The bill providing that West Virginia become a new state was passed by the Congress and signed into law by President Abraham Lincoln on December 31, 1862.

The boundary lines of West Virginia, totaling 1,170 miles, which, for the most part, follow the course of rivers or the line of mountain ranges, encloses a total area of only 24,282.45 square miles. One hundred fifty (150) of these miles is water surface. West Virginia extends its panhandle over a surprisingly wide range of longitude and latitude. The eastern most tip has the same longitude as Rochester, New York and the most westerly as Port Huron, Michigan; the Northwest Panhandle pushes into a latitude well north of Pittsburgh, Pennsylvania; while in the opposite direction the state dips further south than Richmond, Virginia. West Virginia is bordered by the states of Pennsylvania, Maryland, Ohio, Kentucky, and Virginia.

The natural topography of West Virginia is as irregular as its outline.

The range in elevation is from 240 feet near Harpers Ferry to 4,860 feet on Spruce Knob giving it a mean altitude of 1,500 feet, the highest of any state East of the Mississippi River.

Most of the State lies in the Allegheny Plateau and Allegheny Highlands Region. This corrugated contour, which rightfully earned West Virginia its nickname, "Mountain State," could easily be described as "Land of Ten Thousand Valleys."

West Virginia, composed of 55 counties ranging in area of 88.58 square miles to 1,046.34 square miles, is located between the large population centers of the East and Midwest. Four out of five of the principal United States metropolitan market areas — New York, Chicago, Philadelphia, and Detroit — are within a 500 mile radius of the state's geographical center, which is near Sutton in Braxton County. Within this 500 mile circle, much more than half of the nation's people reside and more than half of the nation's income is earned.

In 1976, estimated population is 1,821,000. Huntington with 74,420 persons is the most populated city in the State, while Charleston with 64,339 is the State Capitol. With a density of 74.3 square miles, West Virginia is primarily a rural state.

During 1976, West Virginia was the second largest bituminous coal producer in the Nation. Reported coal production for the year 1976 was 108.8 million tons from 1,248 mines located in 39 of the 55 counties. Coal accounts for over 93 percent of the State's total mineral output. West Virginia employs more persons in the coal industry than any other state in the Nation.

Waterborn commerce in West Virginia has increased steadily over the years. Three hundred and fifty-five miles of navigable water in the State have been made possible by the continuous work of the United States Corps of Engineers in the development of river transportation facilities and flood control.

Hilly terrain and ample rainfall help to produce one of West Virginia's high quality resources — timber. Seventy-four percent of the land area is in forestial areas. West Virginia hardwoods are much sought after by furniture manufacturers across the continent and over seas. Approximately 95 percent of all timber cut is being shipped out of state.

Natural gas liquids and petroleum are the second most important mineral resources in the State. The high grade Pennsylvania grade crude oil is highly desirable by industry because of its superiority as a lubricant. The chemical industry in West Virginia is the largest and expanding more rapidly in the Ohio and Kanawha River Valleys. Other natural resources found in abundance in West Virginia are limestone, sand and gravel, salt and metals.

The Bureau of Vocational, Technical and Adult Education, cooperating with Federal, State and local educational and other agencies, plans and promotes vocational education programs directed to serve the total citizenry of the state in preparing for employment and productive citizenry. These programs are provided in regular or comprehensive secondary schools, specialized schools, county or area vocational centers, multi-county vocational centers, adult centers, post-secondary institutions, and colleges and universities.

There are 30 designated area vocation-technical centers, 7 multi-county centers, 11 disadvantaged and handicapped centers, and 39 comprehensive high schools with vocational units in West Virginia. Twelve colleges and universities provide vocational-technical programs. In 1976 there were 110,611 students enrolled in regular vocational education programs. The placement rate for these centers for 1976 was 89.3 percent. Of those who placed in the fields in which they trained, 92.1 percent found jobs in West Virginia, of which 74.4 percent were jobs in the same county in which the persons were trained.

The desire of students to seek higher standards of education and become more productive citizens has resulted in continual upgrading of physical facilities, equipment and teaching personnel.

Located in West Virginia are 941 primary schools, and 305 secondary schools.

All 26 universities and colleges in West Virginia have experienced an enrollment increase over the past decade with Marshall University and West Virginia University almost doubling in size. The 16 public and 10 private institutions awarded 12,361 degrees in the 1975-76 school year.

West Virginia is a state with an exceptional outdoor recreation base. Its varied topography climate and resources give it the potential of being a year-round recreation land serving the people of the Eastern United States. Rivers and streams are very important in the State's recreational picture. Some of the finest fishing streams in the East are found in West Virginia and many of them have retained their natural setting and attract visitors in evergrowing numbers. State and national forests have been designated in West Virginia to preserve our "wild'n wonderful" woodlands. Two federal forests — the Monongalia National Forest and George Washington National Forest — are located in Eastern West Virginia. The nine state forests offer some 77,000 acres of picturesque rugged wilderness, inspiring views, and remote seclusion. Along with these forests, West Virginia also offers 33 state parks for recreation.

The facts set forth in this brief profile, although somewhat complex, are presented in hope that they will help the reader get a better understanding of West Virginia's crime picture in our Fifth Annual Crime Report.

CRIME FACTORS

Statistics gathered under the Uniform Crime Reporting Program are submitted by the law enforcement agencies of West Virginia and project a state-wide view of crime. Awareness of the presence of certain crime factors, which may influence the resulting volume and type of statistics presented, is necessary if fair and equitable conclusions are to be drawn. These crime influencing factors are present, to some degree, in every community and their presence affects, in varying degrees, the crime experience of that community. Attempts at comparison of crime figures between communities should not be made without first considering the individual factors present in each community.

Crime, as an outgrowth of society, remains a social problem of grave concern and the police are limited in their role to its suppression and detection. As stated by the President's Commission on Law Enforcement and Administration of Criminal Justice in their report "The Challenge of Crime In A Free Society" (1967 - Page 92):

"But the fact that the police deal daily with crime does not mean that they have unlimited power to prevent it, or reduce it, or deter it. The police did not create and cannot resolve the social conditions that stimulate crime. They did not start and cannot stop the convulsive social changes that are taking place in America. They do not enact the laws that they are required to enforce, nor do they dispose of the criminals they arrest. The police are only one part of the criminal justice system; the criminal justice system is only one part of the government; and the government is only one part of society. Insofar as crime is a social phenomenon, crime prevention is the responsibility of every part of society. The criminal process is limited to case by case operations, one criminal or one crime at a time."

Set forth below are some of the conditions which will, by type and volume, affect the crime that occurs from place to place:

Density and size of the community population and the metropolitan area of which it is a part.

Composition of the population with reference particularly to age, sex and race.

Economic status of the population.

Relative stability of population, including commuters, seasonal, and other transient types.

Climate, including seasonal weather conditions.

Educational, recreational, and religious characteristics.

Standards governing appointments to the police force.

Policies of the prosecuting officials and the courts.

Attitude of the public toward law enforcement problems.

The Administrative and investigative efficiency of the local law enforcement agency, including the degree of adherence to crime reporting standards.

CRIME INDEX

The tabulations presented in the tables, graphs, and charts in this publication indicates the volume and distribution of crime in West Virginia on the basis of a Crime Index. The crime figures are broken down by municipal, county and state totals.

The Uniform Crime Reporting Program utilizes seven crime classifications to establish an index to measure the trend and distribution of crime in the United States. These crimes — Murder, Forcible Rape, Robbery, Felonious Assault, Burglary, Larceny, and Motor Vehicles Theft — are counted by law enforcement agencies as the crimes become known to them. These crimes were selected for use in the Crime Index because, as a group, they represent the most common local crime problem. They are all serious crimes, either by their very nature or due to the volume in which they occur. Offenses of Murder, Forcible Rape, Robbery, and Felonious Assault are categorized as Violent Crimes. Offenses of Burglary, Larceny, and Motor Vehicle Theft are classed as Crimes Against Property.

It is believed to point out that there is no way of determining the total number of crimes which are committed. Many criminal acts occur which are not reported to official sources. Estimates as to the level of unreported crime can be developed through costly victim interview surveys, but this, of course, does not remedy the reluctance of victims and/or other members of society to report all crimes to law enforcement agencies.

In light of this situation, the best source for obtaining a count of crime is the next logical universe; namely, crimes which come to police attention. The crimes used in the Crime Index are those considered to be most consistently reported to police and the computations of crime trends and crime rates are prepared using this universe — Offenses Known to Police. During 1976, 41,717 Crime Index Offenses were known to police.

The crime counts set forth in this publication are actual offenses established by police investigation. When police receive a complaint of crime and the follow-up investigation discloses no crime occurred, it is "unfounded".

On a state average police investigations "unfounded" 6.1 percent of the complaints concerning Crime Index Offenses, ranging from 2.2 percent in the Breaking & Entering category to 11.3 percent in the Forcible Rape category.

Calculation of rates and Percentages

This report provides police executives with a yardstick with which to measure local problems, but to utilize the administrative tool, the local data must be converted into terms of rates and percentages. Simple formulas for this purpose are presented below for the benefit of those who might feel the need for them.

Crime Rates

Perhaps the most used of all crime statistics is the Crime Rate, which generally refers to the number of offenses per 100,000 inhabitants. It can be calculated for any city regardless of the size and may be arrived at under either of two procedures. One formula would be to divide the number of crimes by the population and to multiply the answer by 100,000.

<p>EXAMPLE:</p>	<p>Crime Rate</p>
$\frac{1,980 \text{ Robberies}}{500,000 \text{ Population}}$	$= .003960 \times 100,000 =$
	369.0 <p>per 100,000 persons</p>

Another procedure generally considered somewhat more simple, particularly if crime rates for a number of different offense classifications are to be calculated, is the so-called reciprocal method. As in the above example, it may be assumed that a city has a population of 500,000 and 1,980 Robberies occurred during the year. Divide 100,000 by the number of inhabitants of the city (500,000). The quotient may be considered the reciprocal and multiplied by the number of crimes in each class to obtain the rate per 100,000. The reciprocal in this instance would be .200000, and an illustration of the calculation of the crime rate is as follows:

<p>EXAMPLE:</p>	<p>Reciprocal</p>	<p>Number of Robberies</p>	<p>Crime Rate</p>
$\frac{100,000}{500,000 \text{ Population}}$	$= .200000$	$\times 1,980$	$= 369.0$ <p>per 100,000 persons</p>

The reciprocal once determined can be used to calculate all rates until a new population figure is available.

All Crime Rates which were calculated for the total number of offenses committed in the state were based on the number of offenses per 100,000 persons.

However, due to the fact that no city within the state has a population over 100,000, calculations for each individual contributing agency were based on the number of offenses per 1,000 persons.

Clearance Rates

For Uniform Crime Reporting purposes, a Crime Index Offense is cleared when a law enforcement agency has identified the offender, there is enough evidence to charge him and he is actually taken into custody. The arrest of one person can clear several crimes or several persons may be arrested in the process of clearing one crime.

Crime solutions are also recorded in exceptional circumstances when some element beyond law enforcement control precludes formal charges against the offender. An offense may be exceptionally cleared when it falls into one of the following categories:

1. The offender commits suicide.
2. A double murder occurs (two persons kill each other).
3. The offender dies after making a confession (dying declaration).
4. The offender is killed by a law enforcement officer.
5. The offender confesses to committing the crime while already in custody for another crime or serving a sentence.
6. The offender is prosecuted in another city for a different crime by federal, state or local authorities, or for the same offense, and the other jurisdiction refuses to release the offender.
7. Another jurisdiction refuses to extradite the offender.
8. The victim of a crime refuses to cooperate in the prosecution.
9. The offender is prosecuted for a less serious charge than the one for which he was arrested.
10. The offender is a juvenile who is handled by a verbal or written notice to the parents in instances involving minor offenses such as petit larceny.

For the year of 1976, 22.0 percent of all Index Crimes were cleared as compared to 24.6 percent cleared during 1975. The percentage of Violent Crimes cleared was 68.6 percent in 1976 and 70.0 percent in 1975 while the clearance rate for Property Crimes was 18.8 percent in 1976 and 20.8 percent in 1975.

WEST VIRGINIA OFFENSE DATA

CRIME INDEX OFFENSES

VOLUME

During the calendar year of 1976, a total of 41,717 Index Offenses were reported to law enforcement agencies in West Virginia. This was a 10.9 percent increase in the volume of index offenses reported during 1975. The crimes in this group are all serious, either by their very nature or because of the frequency with which they occur, and present a common enforcement problem to all police. Crimes within this index can be further categorized as Violent Crimes, which include Murder, Forcible Rape, Robbery, and Felonious Assault, or as Non-Violent (property) Crimes, which include Breaking and Entering, Larceny-Theft, and Motor Vehicle Theft.

Since 1972, crime, as measured by the Crime Index Offenses, has risen 66.5 percent in volume during this Five year period.

VIOLENT CRIME

Violent Crimes involve the element of personal confrontation between the perpetrator and the victim. Because of their very nature, Violent Crimes are considered more serious than Property Crimes. These offenses for 1976 made up 6.5 percent of the Crime Index Total, as compared to 7.7 percent in 1975, 7.8 percent in 1974 and 8.3 percent in 1973.

A total of 2,712 Violent Crimes were reported during 1976. This figure represents a 6.8 percent decrease over the 2,909 Violent Crimes reported during 1975. Murder decreased 8.3 percent, Forcible Rape increased 10.0 percent, Robbery decreased 17.3 percent, and Felonious Assault decreased 3.5 percent.

A review of the distribution of the Violent Crimes within the Index discloses that Felonious Assault accounted for 63.7 percent of the group, and 4.1 percent of the Total Index.

PROPERTY CRIME

The number of Property Crimes reported during 1976 was more than 14 times greater than the number of Violent Crimes reported. As a group, Property Crimes made up 93.5 percent of the Total Index. Property Crimes increased 12.4 percent over 1975 and 71.4 percent since 1972. Breaking and Entering, decreasing 1.8 percent, accounted for 26.5 percent of all property offenses and 24.8 percent of the Total Crime Index. Larceny-Theft increased 19.7 percent and accounted for 67.3 percent of all property offenses and 62.9 percent of the Total Crime Index. Motor Vehicle Theft, increasing 79 percent, made up 6.2 percent of all property offenses and 5.8 percent of the Crime Index Total.

RATES

Crime Rates, or more realistically, Victim Risk Rates, only take into consideration those numerical factors of residence population as they relate to the incidence of crime. Transient population and other elements which contribute to the volume and type of crime in a given area are not incorporated. For a further explanation, see page 15.

The risk of becoming a victim of crime in West Virginia has increased since 1975 based on a 1976 estimated state population of 1,821,000, a Crime Rate of 2,290.8 victims for every 100,000 inhabitants evolves. This represents a 8.9 percent increase over the 2,085.8 victims per 100,000 population in 1975 and 32.2 percent increase over the 1974 Crime Rate.

The 1976 rate for the Violent Crime group was established at 149.1 victims for every 100,000 inhabitants of the state, a 7.6 percent decrease over the 1975 rate. The 1976 Property Crime Rate was 2,145.2 per 100,000 residents, an increase of 11.5 percent over the 1975 rate. Larceny-Theft recorded the highest single rise of 19.7 percent.

CLEARANCES

For Uniform Crime Reporting purposes, a Crime Index Offense is cleared when a law enforcement agency has identified the offender, there is enough evidence to charge him and he is actually taken into custody. The arrest of one person can clear several crimes or several persons may be arrested in the process of clearing one crime.

Crime solutions are also recorded in exceptional circumstances when some element beyond law enforcement control precludes formal charges against the offender. For a further explanation, see page 16.

The police of West Virginia cleared by arrest or exceptional clearance 22.0 percent of all Index Offenses reported to them in 1976. This clearance rate, when compared to the 24.6 percent rate of clearance reported in 1975, represents a 2.6 percent decline. Violent Crimes, recording a clearance rate of 68.6, decreased by 1.4 percent over the 1975 rate of 70.0. Clearance of the voluminous Non-Violent Property Crimes occurred in 18.8 percent of all instances. Comparison with 1975 figures shows a 2.0 percent decrease in this category. The offense of Murder recorded the sharpest increase in the rate of clearance, 16.9 percent, while the clearance rate for Felonious Assault decreased more than any other Index Offense, 4.9 percent.

Reports submitted by the law enforcement agencies of the State during 1976 disclosed that police, in the area of Violent Crime, were successful in solving 99.2 percent of the Murder offenses, 67.9 percent of the actual Forcible Rapes, 35.9 percent of all Robberies, and 79.3 percent of all Felonious Assaults. Solutions to the Property Crimes show clearances of 17.7 percent in the Breaking and Entering category, 18.9 percent for Larceny, and 22.6 percent for Motor Vehicle Theft.

The relatively high clearance rate for Violent Crimes as compared to the Non-Violent Property Crimes is in part contributed to the volume difference between the two. The volume of Property Crime is much greater than that of Violent Crime and police investigation of Violent Crime is usually more intense. The element of confrontation between the victim and the perpetrator also contributes to the higher rate of solution.

JUVENILE CLEARANCE

In 1976, the arrest involvement of those persons under the age of 18 represented 36.6 percent of all cases solved. This rate of involvement, when compared to the 28.4 rate in 1975, indicates that serious criminal activity by those of the young age group has increased 8.2 percent.

Eleven and one tenths percent (11.1%) of all Violent Crime solutions in 1976 involved juveniles as compared to 10.7 percent in 1975. The involvement rate of persons under 18 years of age was 5.0 percent of all Murders solved, 8.6 percent of all Forcible Rapes solved, 20.1 percent of the Robberies cleared and 10.3 percent of the Felonious Assaults cleared. Motor Vehicle Theft of the Non-Violent Property Crime group reflects the highest rate of involvement, 35.9 percent for the young age group, 28.5 percent of all Larceny cases solved involved juveniles, while 34.4 percent of all Breaking and Entering cases cleared involved juveniles.

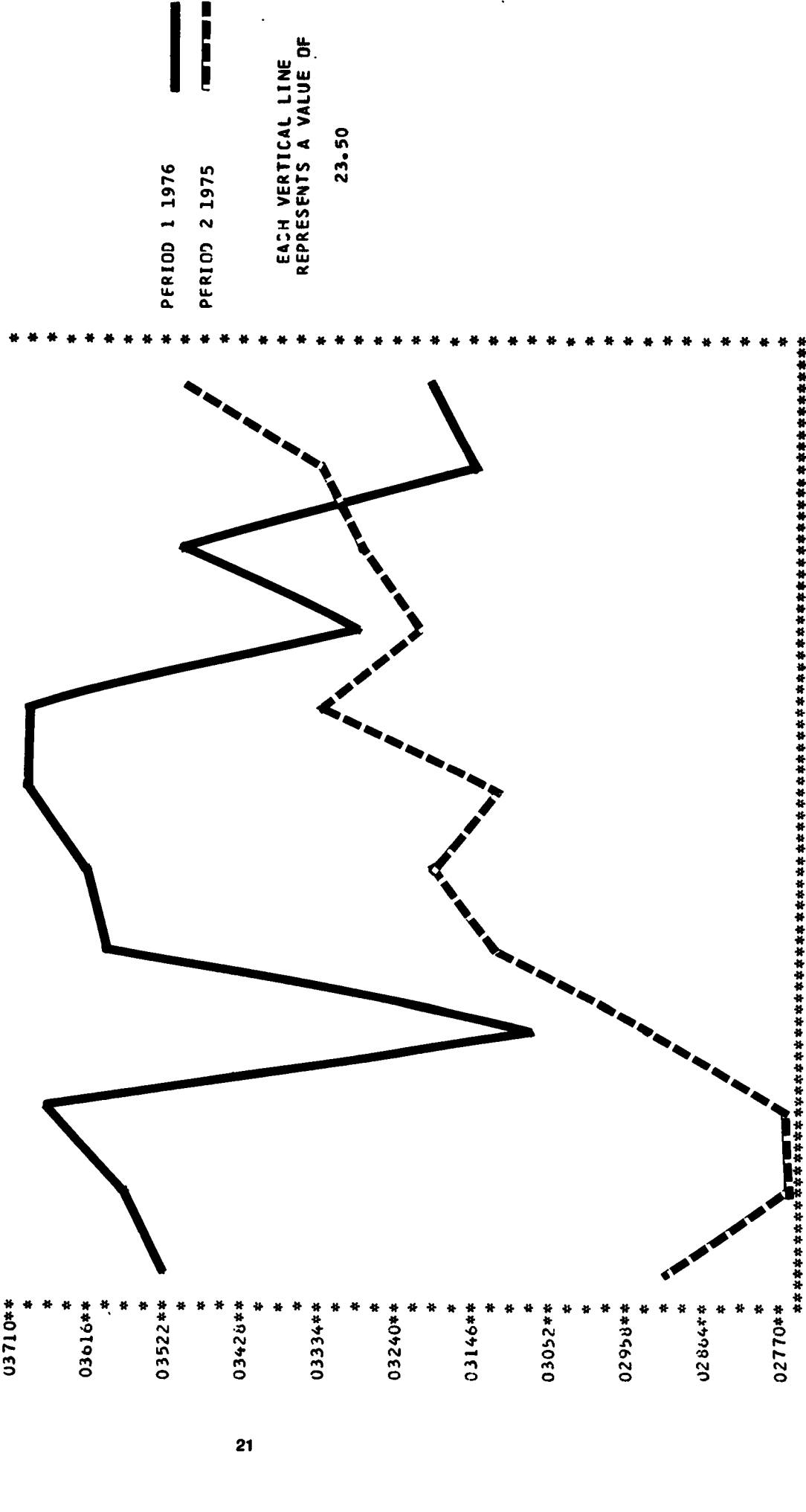
STOLEN PROPERTY VALUE

The Total Value of Property Stolen in 1976 was \$14,111,639, an increase of \$1,560,492, or 12.4 percent over the 1975 figure. This dollar value represents the proceeds of 121 Murders, 187 Rapes, 676 Robberies, 10,351 Breaking and Enterings, 26,234 Larcenies and 2,420 Motor Vehicle Thefts. Although police recoveries reduced this loss by 38.5 percent, the remaining unrecovered portion represents a loss of \$8,678,700 to the victims.

CRIME INDEX OFFENSES

January - December 1976

		N U M B E R O F O F F E N S E S B Y M O N T H												C R I M E * J F F C L E A R E D *			
		JAN	FEB	MAR	APR	MAY	JUN	JUL	AUG	SEP	OCT	NOV	DEC	TOT	RATE		
PERIOD 1 76		3536	3587	3671	3091	3608	3637	3708	3707	3294	3519	3157	3202	41717	22.53	* 6762	* 2451
PERIOD 2 75		2919	2773	2778	2947	3135	3205	3133	3340	3236	3296	3334	3513	37609	20.68	* 6635	* 2631
NUMERICAL CHANGE		617**	814**	893**	144**	473**	432**	575**	367**	58**	223**	177**	311**	4108**	1.85**	* 127**	* 180-4
PERCENT CHANGE		21.1**	29.4**	32.1**	4.9**	15.1**	13.5**	18.4**	11.0**	1.8**	6.8**	5.3**	8.9**	10.9**	8.9**	* 1.9**	* 6.8-4



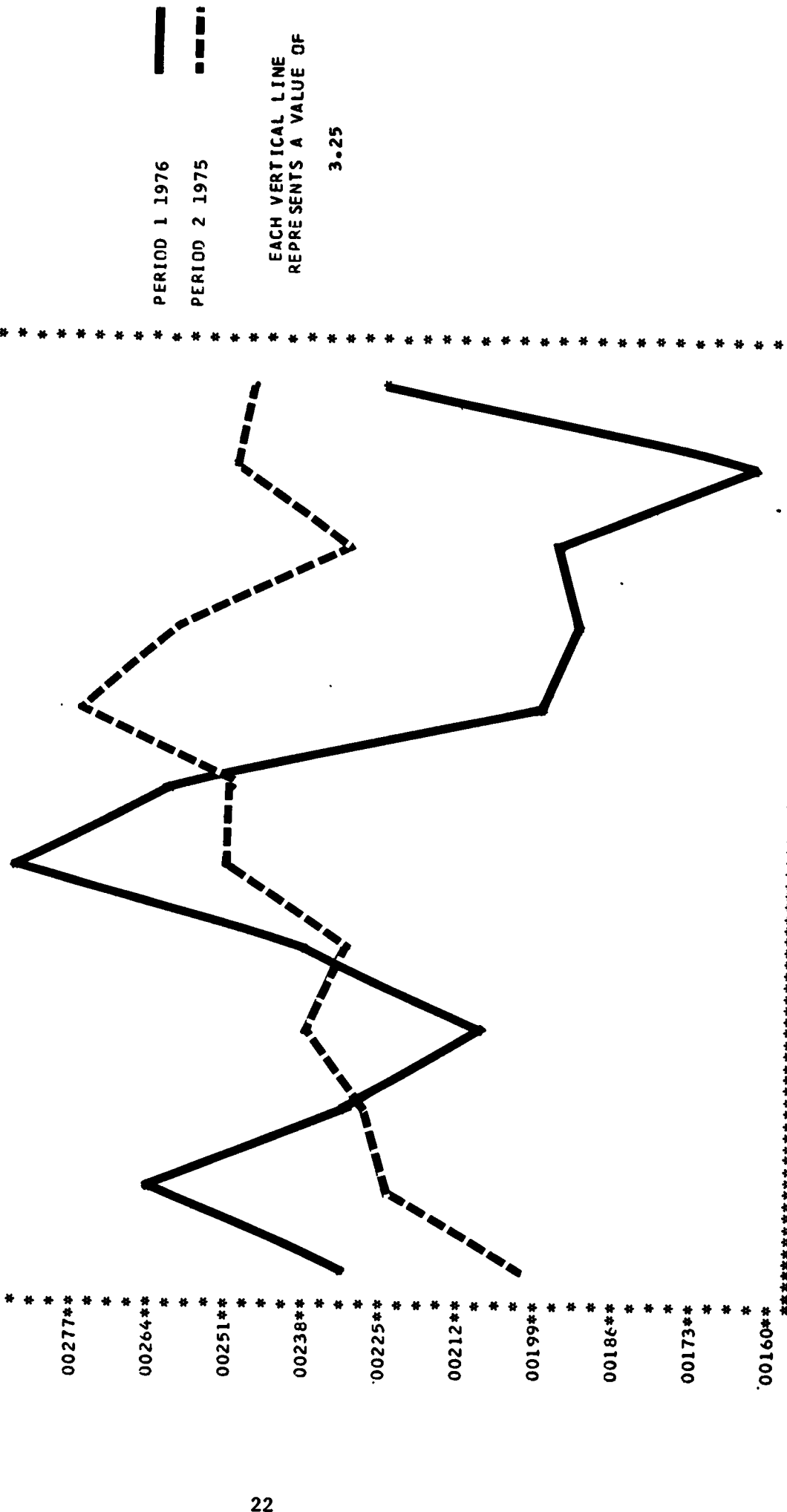
PERIOD 1 1976
PERIOD 2 1975

EACH VERTICAL LINE OF
REPRESENTS A VALUE OF
23.50

VIOLENT CRIME OFFENSES

January - December 1976

	OFFENSES BY MONTH												YOT	DEC	VOV	CRIME RATE	OFF CLEARED	
	JAN	FEB	MAR	APR	MAY	JUN	JUL	AUG	SEP	OCT	NOV	DEC	YOT	DEC	VOV	CRIME RATE	OFF CLEARED	
PERIOD 1 76	232	264	233	209	241	288	253	200	193	198	164	227	2712	227	164	1.46	1653	208
PERIOD 2 75	203	226	229	240	232	252	253	278	261	234	253	248	2909	248	253	1.60	1817	218
NUMERICAL CHANGE	29+	38+	4+	31-	9+	36+	10+	78-	68-	36-	89-	21-	197-	21-	89-	.14-	164-	10-
PERCENT CHANGE	14.3+	16.8+	1.7+	12.9+	3.9+	14.3+	4.0+	28.1+	26.1+	15.4+	35.2+	8.5+	6.8+	8.5+	6.8+	8.8+	9.0+	4.6+



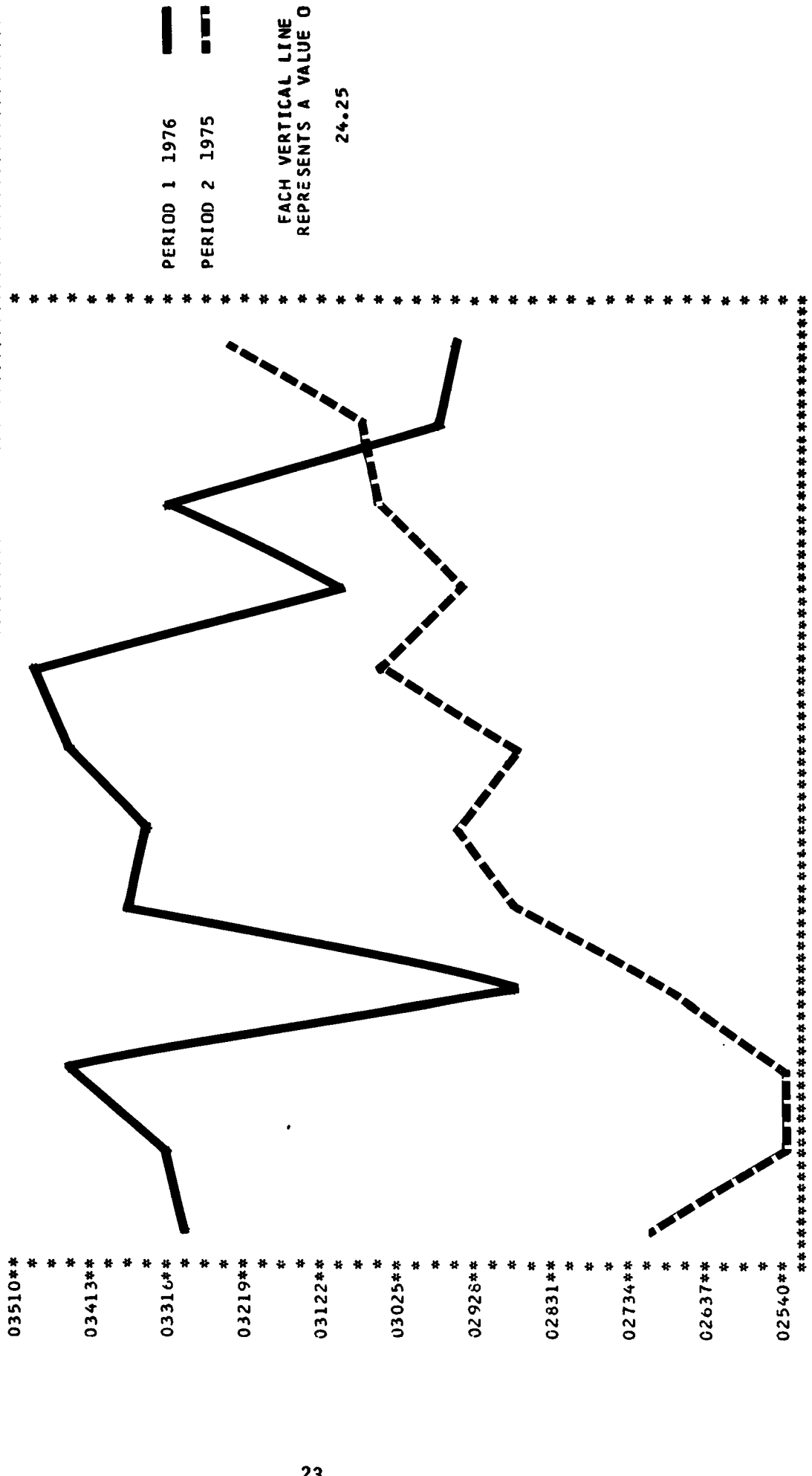
NON-VIOLENT PROPERTY OFFENSES

January - December 1976

```

*****
* N U M B E R   O F   O F F E N S E S   B Y   M O N T H
*
* JAN * MAR * APR * MAY * JUN * JUL * AJG * SEP * OCT * NOV * DEC * TOT * ADULT * JU
* 3304 * 3323 * 3438 * 2882 * 3367 * 3349 * 3445 * 3507 * 3101 * 3321 * 2993 * 2975 * 39005 * 21.06 * 5109 * 22
* 2716 * 2547 * 2549 * 2707 * 2903 * 2953 * 2880 * 3062 * 2975 * 3062 * 3081 * 3265 * 34700 * 19.09 * 4818 * 24
* 588+ * 776+ * 889+ * 175+ * 464+ * 396+ * 565+ * 445+ * 126+ * 259+ * 88- * 290- * 4305+ * 1.97+ * 291+ * 1
* 21.6+ * 30.5+ * 34.9+ * 6.5+ * 16.0+ * 13.4+ * 19.6+ * 14.5+ * 4.2+ * 8.5+ * 2.9- * 8.9- * 12.4+ * 10.3+ * 6.0+ * 7
*****

```



PERIOD 1 1976 ———
 PERIOD 2 1975 - - - -
 EACH VERTICAL LINE
 REPRESENTS A VALUE 0
 24.25

VALUE OF PROPERTY STOLEN By Type Of Offense

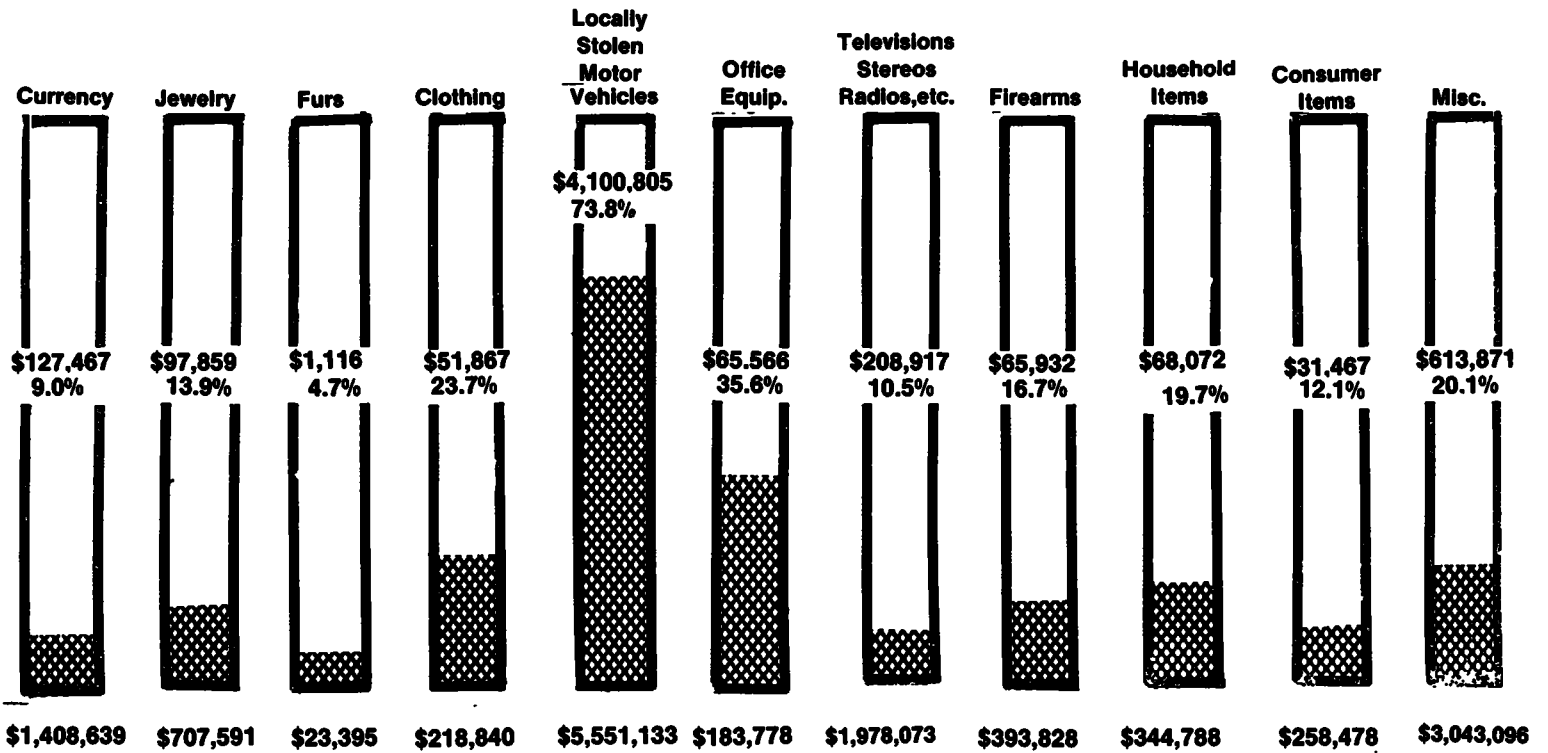
January - December 1976

BREAKING AND ENTERING					ROBBERY				
CLASSIFICATION		NUMBER	AMOUNT		CLASSIFICATION		NUMBER	AMOUNT	
RESIDENCE-COMMITTED DURING NIGHT	1976	2,624	891,208		HIGHWAY	1976	276	43,295	
	1975	2,820	1,121,309			1975	370	69,177	
	PERCENT OF CHANGE	6.95-	20.52-		PERCENT OF CHANGE		25.41-	37.41-	
RESIDENCE-COMMITTED DURING DAY	1976	1,205	360,145		COMMERCIAL HOUSE	1976	102	36,372	
	1975	1,267	405,024			1975	114	53,272	
	PERCENT OF CHANGE	4.89-	11.08-		PERCENT OF CHANGE		10.53-	31.72-	
RESIDENCE-COMMITTED UNKNOWN	1976	1,612	568,221		SERVICE STATION	1976	55	36,647	
	1975	1,440	486,742			1975	53	13,292	
	PERCENT OF CHANGE	11.94+	16.74+		PERCENT OF CHANGE		3.77+	175.71+	
NONRESIDENCE-COMMITTED DURING NIGHT	1976	3,609	1,583,543		CHAIN STORE	1976	61	51,192	
	1975	3,940	1,507,343			1975	78	88,754	
	PERCENT OF CHANGE	8.40-	5.00+		PERCENT OF CHANGE		21.79-	42.32-	
NONRESIDENCE-COMMITTED DURING DAY	1976	312	73,982		RESIDENCE	1976	59	30,250	
	1975	244	93,630			1975	96	152,859	
	PERCENT OF CHANGE	27.87+	20.98-		PERCENT OF CHANGE		38.54-	80.21-	
NONRESIDENCE-COMMITTED UNKNOWN	1976	989	322,324		BANK	1976	4	19,775	
	1975	835	383,885			1975	5	28,330	
	PERCENT OF CHANGE	18.44+	16.04-		PERCENT OF CHANGE		20.00-	30.20-	
TOTAL	1976	10,351	3,799,423		MISCELLANEOUS	1976	119	25,833	
	1975	10,546	3,997,933			1975	101	34,141	
	PERCENT OF CHANGE	1.65-	4.97-		PERCENT OF CHANGE		17.82+	24.33+	
					TOTAL	1976	676	243,364	
						1975	817	439,825	
					PERCENT OF CHANGE		17.26-	44.67-	

LARCENY BY CLASSIFICATION					LARCENY BY VALUE				
CLASSIFICATION		NUMBER	AMOUNT		CLASSIFICATION		NUMBER	AMOUNT	
POCKET-PICKING	1976	199	19,653		\$200 AND OVER	1976	5,431	3,075,428	
	1975	84	10,105			1975	4,115	2,697,212	
	PERCENT OF CHANGE	136.90+	94.49+		PERCENT OF CHANGE		31.98+	14.02+	
PURSE-SNATCHING	1976	245	27,133		\$50 TO \$200	1976	11,149	1,284,678	
	1975	185	18,867			1975	8,715	909,938	
	PERCENT OF CHANGE	32.43+	43.81+		PERCENT OF CHANGE		27.93+	41.18+	
CARGO-THEFTS	1976	76	66,152		UNDER \$50	1976	9,654	204,689	
	1975	74	99,212			1975	9,081	184,796	
	PERCENT OF CHANGE	2.70+	33.32-		PERCENT OF CHANGE		6.31+	10.76+	
SHOPLIFTING	1976	2,665	67,127		TOTAL	1976	26,234	4,564,795	
	1975	2,183	48,482			1975	21,911	3,791,946	
	PERCENT OF CHANGE	22.08+	38.46+		PERCENT OF CHANGE		19.73+	20.38+	
FROM AUTOS	1976	7,315	1,457,093						
	1975	5,714	939,547						
	PERCENT OF CHANGE	28.02+	55.08+						
AUTO PARTS-ACCESSORIES	1976	5,945	698,168						
	1975	4,146	406,445						
	PERCENT OF CHANGE	43.39+	71.77+						
BICYCLES	1976	1,999	177,090						
	1975	1,939	162,618						
	PERCENT OF CHANGE	3.09+	8.90+						
FROM BUILDINGS	1976	3,575	885,755						
	1975	3,474	749,110						
	PERCENT OF CHANGE	2.91+	18.24+						
COIN OPERATED MACHINES	1976	284	17,119						
	1975	300	26,479						
	PERCENT OF CHANGE	5.33-	35.35-						
LIVESTOCK	1976	80	24,038						
	1975	93	32,318						
	PERCENT OF CHANGE	13.98-	25.62-						
ALL OTHER	1976	3,851	1,125,467						
	1975	3,719	1,298,763						
	PERCENT OF CHANGE	3.55+	13.34-						
TOTAL	1976	26,234	4,564,795						
	1975	21,911	3,791,946						
	PERCENT OF CHANGE	19.73+	20.38+						

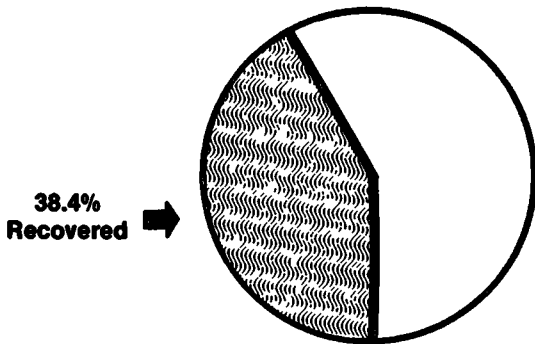
VALUE OF PROPERTY STOLEN AND PERCENT RECOVERED

January - December 1976



**Total Value of
Property Recovered
\$5,432,939**

**Total Value of
Property Stolen
\$14,111,639**



WEST VIRGINIA CRIME INDEX

Five Year Recapitulation of Offenses

1972 - 1976

INDEX OFFENSES		NUMBER OF OFFENSES	PERCENT CHANGE	RATE PER 100,000 POPULATION	PERCENT CHANGE
MURDER	1972	108		6.2	
	1973	105	- 2.8	5.9	- 4.8
	1974	106	+ 1.0	5.9	
	1975	132	+24.5	7.3	+23.7
	1976	121	- 8.3	6.6	- 9.5
FORCIBLE RAPE	1972	146		16.2	
	1973	163	+11.6	17.8	+ 9.9
	1974	175	+ 7.4	19.0	+ 6.7
	1975	170	- 2.9	18.3	- 3.7
	1976	187	+10.0	10.2	-44.2
ROBBERY	1972	556		31.7	
	1973	490	-11.9	27.5	-13.2
	1974	623	+27.1	34.7	+26.2
	1975	817	+31.1	45.3	+30.5
	1976	676	-17.3	37.1	-18.1
FELONIOUS ASSAULT	1972	1,484		84.7	
	1973	1,395	- 6.0	78.3	- 7.6
	1974	1,516	+ 8.7	84.5	+ 7.9
	1975	1,790	+18.1	99.3	+17.5
	1976	1,728	- 3.5	94.8	- 4.5
BREAKING AND ENTERING	1972	7,192		410.5	
	1973	7,318	+ 1.8	410.9	+ 0.1
	1974	9,658	+32.0	538.3	+31.0
	1975	10,546	+ 9.2	584.9	+ 8.7
	1976	10,351	- 1.8	568.4	- 2.8
LARCENY—THEFT	1972	13,650		779.1	
	1973	14,512	+ 6.3	814.8	+ 4.6
	1974	16,780	+15.6	935.3	+14.8
	1975	21,911	+30.6	1,215.2	+29.9
	1976	26,234	+19.7	1,440.6	+18.5
MOTOR VEHICLE THEFT	1972	1,907		108.8	
	1973	1,882	- 1.3	105.7	- 2.1
	1974	2,229	+18.4	124.2	+17.5
	1975	2,243	+ 0.6	124.4	+ 0.2
	1976	2,420	+ 7.9	132.8	+ 6.7
VIOLENT CRIME	1972	2,294		130.9	
	1973	2,153	- 6.1	120.9	- 7.6
	1974	2,420	+12.4	134.9	+11.6
	1975	2,909	+20.2	161.3	+19.6
	1976	2,712	- 6.8	148.9	- 7.6
NON-VIOLENT CRIME	1972	22,749		1,298.3	
	1973	23,712	+ 4.2	1,331.2	+ 2.5
	1974	28,667	+20.9	1,597.9	+20.0
	1975	34,700	+21.1	1,924.5	+20.4
	1976	39,005	+12.4	2,141.9	+11.2
TOTAL FOR WEST VIRGINIA	1972	25,043		1,429.2	
	1973	25,865	+ 3.3	1,452.1	+ 1.6
	1974	31,087	+20.2	1,732.8	+19.3
	1975	37,609	+21.0	2,085.8	+20.4
	1976	41,717	+10.9	2,290.8	+ 9.8

CRIMINAL HOMICIDE — MURDER

Murder is defined as the unlawful killing of a human being with malice aforethought. Any death due to a fight, argument, quarrel, assault, or commission of a crime is included. This index offense is scored by police on the basis of their investigation without regard as to the findings of a court or jury or the decision of a prosecutor. Traffic deaths caused by the negligence of someone other than the victim are not included here, but are counted under manslaughter. Attempts to kill and assault to kill are scored as felonious assaults and not as murder. Suicide, accidental deaths and justifiable homicides are also excluded.

MURDER ANALYSIS

1975 - 1976

VOLUME

During 1976, West Virginia law enforcement agencies reported a total of 123 Murders. This was a numerical decrease of 9 over the number reported in 1975.

Murders comprised 4.5 percent of the total for the Violent Crime category and less than one half of one percent of the total Crime Index Offenses.

An analysis of Murder by month shows that December recorded the highest number of murders with 14 offenses while June had the second highest with 13.

TREND

The number of Murders decreased 7.3 percent in 1976 over 1975. The trend in this crime classification indicates an increase of 13.8 percent since 1972.

MURDER RATE

In 1976, there were 6.7 murder victims per 100,000 population in West Virginia. This victim rate is a decrease of 8.9 percent over the victim rate of 7.3 in 1975.

NATURE OF MURDER

Males accounted for 78.8 percent of the murder victims while females represented the remaining 21.1 percent. These figures indicate a decrease in the percentage of male victims from 79.5 percent in 1975 and an increase in female victims from 20.5 in 1975. Victims by race show 89.4 percent were white and 9.7 percent were Negro.

Of the 123 murders reported, 39, or 31.7 percent were the result of one family member killing another. This figure reflects a decrease of 30.3 percent as there were 56 murders under the same family circumstances in 1975. With a total of 20, the incidence of one spouse killing another has the largest number of offenses in the categories of family situations. Of all the murder circumstances, the incidence of other arguments constituted the largest percentage, 51.2, for any single category.

In viewing age groups, it is found that the largest number of victims fall into the age groups of 40-44. This group had 22 victims and accounted for 17.8 percent of the total.

Firearms were used in 70.4 percent of the murders reported, as compared to 81.1 percent in 1975. Of the 86 murders by firearms, 50 were reported as being by handguns. In 1975, 65 murders were committed by the use of handguns. Cutting and stabbing instruments were involved in 9.8 percent of the murders and the remaining murders were committed by the use of blunt objects (4.9 percent); personal weapons (8.2 percent); other dangerous weapons (.82 percent); strangulation (.82 percent); and unknown weapons (1.6 percent).

CLEARANCES

A total of 120 murders were cleared either by arrest or exceptional clearance. This represents a clearance of 97.5 percent as compared to 110 offenses cleared in 1975 amounting to 83.3 percent. Of the offenses cleared, adults were involved in 114 cases and juveniles in 6.

PERSONS ARRESTED

There were 106 persons arrested for murder offenses and of this total 86 were males and 20 were females. Persons under 18 accounted for 9.4 percent of the arrests for murder while 35.5 percent were under 30 years of age. Numerically, the 30-34 year age group had the greatest involvement during 1976 with 13.2 percent of the total arrests. During 1975, the 25-29 year age group accounted for the highest percentage of persons arrested for murder. The arrests by race shows 96 (90.6 percent) were white while 10 (9.4 percent) were Negro.

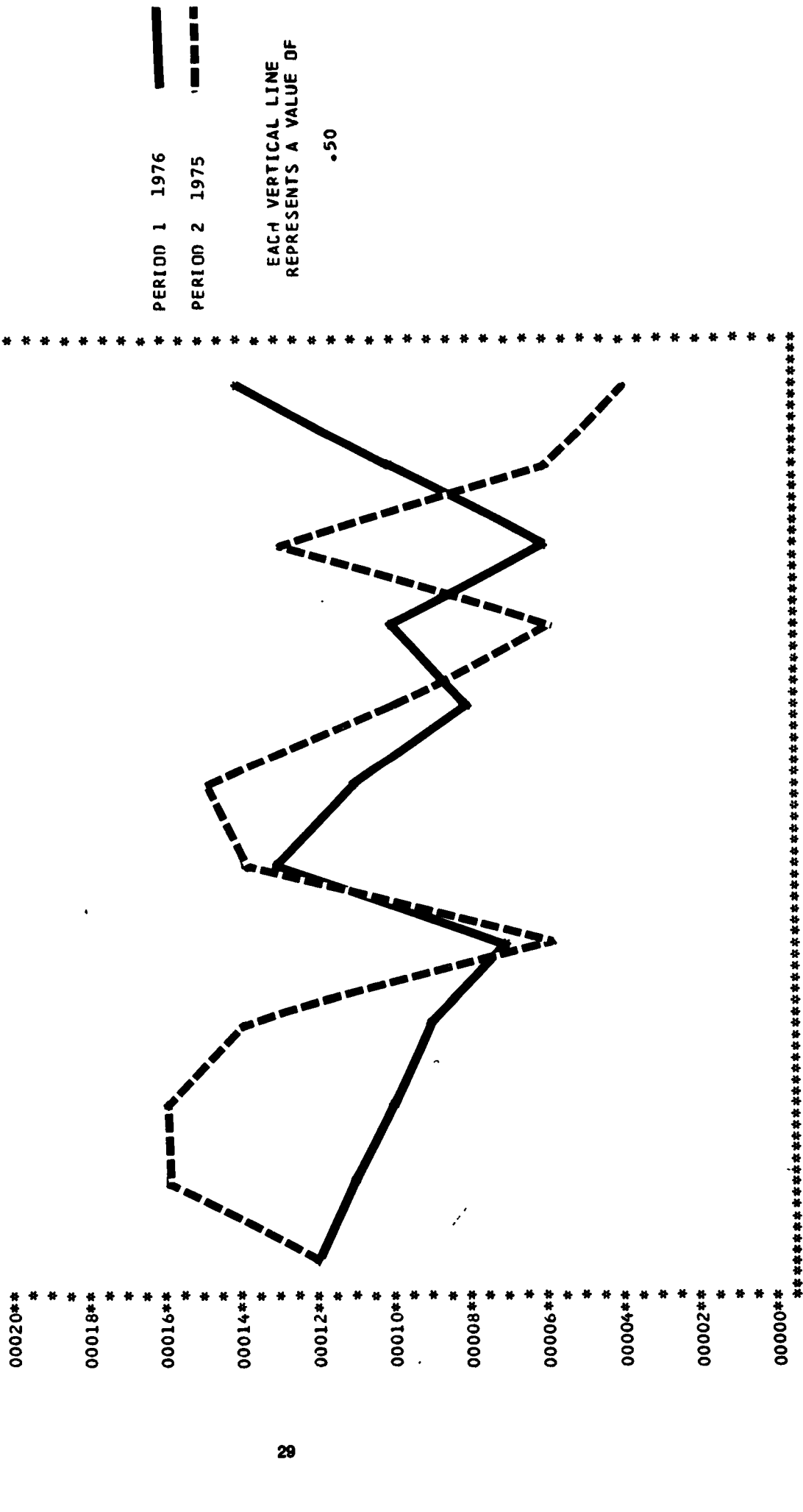
MURDER

January - December 1976

```

*****
* N J M B E R   O F   O F F E N S E S   B Y   M O N T H
*****
* JAN * FEB * MAR * APR * MAY * JUN * JUL * AUG * SEP * OCT * NOV * DEC * TOT *(1,000)*ADULT * JUVE *
* 12 * 11 * 10 * 9 * 7 * 13 * 11 * 10 * 8 * 10 * 6 * 14 * 121 * .07 * 114 * 6 *
* 12 * 16 * 16 * 14 * 6 * 14 * 15 * 10 * 6 * 13 * 6 * 4 * 132 * .07 * 104 * 6 *
* 0 * 5- * 6- * 5- * 1+ * 1- * 4- * 2- * 4+ * 7- * 4+ * 10+ * 11- * .00 * 10+ * 0 *
* .0 * 31.3- * 37.5- * 35.7- * 16.7+ * 7.1- * 26.7- * 20.0- * 66.7+ * 53.8- * 56.7+ * 250.0+ * 8.3- * .0 * 9.6+ * .0 *
*****

```



MURDERS BY TYPE OF WEAPON

January — December 1976

TYPE OF WEAPON		NUMBER	PERCENT DISTRIB
GUN	1976	1	.82
	1975	6	4.35
	PERCENT OF CHANGE	83.33 -	
HANDGUN	1976	50	40.98
	1975	65	47.10
	PERCENT OF CHANGE	23.08 -	
RIFLE	1976	16	13.11
	1975	18	13.04
	PERCENT OF CHANGE	11.11 -	
SHOTGUN	1976	19	15.57
	1975	24	17.39
	PERCENT OF CHANGE	20.83 -	
CUTTING AND STABBING	1976	12	9.84
	1975	10	7.25
	PERCENT OF CHANGE	20.00 +	
BLUNT OBJECT	1976	6	4.92
	1975	2	1.45
	PERCENT OF CHANGE	200.00 +	
PERSONAL OBJECTS	1976	10	8.20
	1975	6	4.35
	PERCENT OF CHANGE	66.67 +	
EXPLOSIVES	1976	4	3.28
	1975	0	.00
	PERCENT OF CHANGE	.00	
OTHER	1976	1	.82
	1975	4	2.90
	PERCENT OF CHANGE	75.00 -	
UNKNOWN	1976	0	.00
	1975	1	.72
	PERCENT OF CHANGE	.00	
STRANGULATION	1976	1	.82
	1975	2	1.45
	PERCENT OF CHANGE	50.00 -	
FIRE	1976	2	1.64
	1975	0	.00
	PERCENT OF CHANGE	.00	
TOTAL	1976	122	
	1975	138	
	PERCENT OF CHANGE	11.59-	

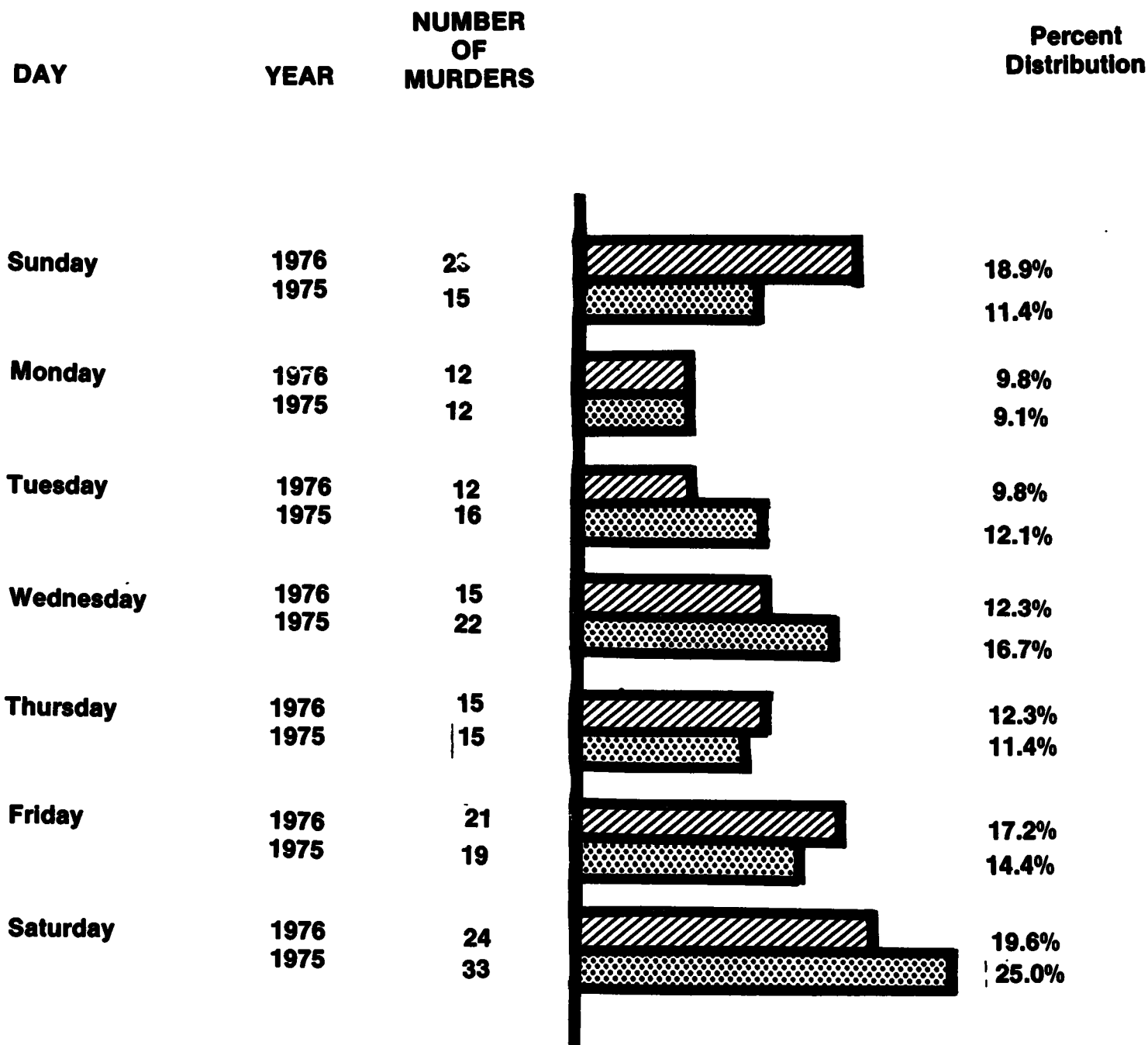
MURDERS BY CIRCUMSTANCE

January - December 1976-1975

CIRCUMSTANCE	NUMBER	PERCENT DISTRIB
SPOUSE KILLS SPOUSE	1976	20
	1975	21
	PERCENT OF CHANGE	4.76-
PARENTS KILL CHILD	1976	5
	1975	8
	PERCENT OF CHANGE	37.50-
CHILD KILLS PARENTS	1976	3
	1975	11
	PERCENT OF CHANGE	72.73
OTHER FAMILY SITUATION	1976	7
	1975	16
	PERCENT OF CHANGE	56.25-
LOVERS TRIANGLE	1976	10
	1975	6
	PERCENT OF CHANGE	66.67
DRUNKEN	1976	17
	1975	10
	PERCENT OF CHANGE	70.00
MONEY	1976	3
	1975	1
	PERCENT OF CHANGE	200.00
REVENGE	1976	0
	1975	2
	PERCENT OF CHANGE	.00
INSTITUTIONAL KILLING	1976	0
	1975	2
	PERCENT OF CHANGE	.00
OTHER ARGUMENTS	1976	40
	1975	34
	PERCENT OF CHANGE	17.65
KILLED BY FELON	1976	9
	1975	11
	PERCENT OF CHANGE	18.18
FOUND MURDERED	1976	6
	1975	9
	PERCENT OF CHANGE	33.33-
NOT STATED	1976	0
	1975	0
	PERCENT CHANGE	.00
FELON KILLED BY CITIZEN	1976	1
	1975	2
	PERCENT CHANGE	50.00-
FELON KILLED BY POLICE	1976	1
	1975	5
	PERCENT CHANGE	80.00-
TOTAL	1976	122
	1975	138
	PERCENT CHANGE	11.59-

MURDERS BY DAY OF WEEK

January - December 1976



MURDER VICTIMS

Age, Sex and Race

January - December 1976

	AGE	NUMBER	PERCENT DISTRIB	SEX		RACE						
				MALE	FEMALE	WHITE	NEGRO	INDIAN	CHINESE	JAPANESE	OTHER	
1976	1-4	2	1 63		2		2					
1975		2	1 45	1	1		2					
PERCENT CHANGE												
1976	5-9	1	81	1			1					
1975		0	00									
PERCENT CHANGE												
1976	10-14	0	00									
1975		1	72		1		1					
PERCENT CHANGE												
1976	15-19	8	6 50	6	2		7					
1975		12	8 70	10	2		10			2		
PERCENT CHANGE												
1976	20-24	15	12 20	11	4		13			2		
1975		19	13 77	16	1		14			5		
PERCENT CHANGE												
1976	25-29	17	13 82	14	3		16			1		
1975		17	12 32	15	2		13			4		
PERCENT CHANGE												
1976	30-34	10	8 13	7	3		10					
1975		19	13 77	15	4		16			3		
PERCENT CHANGE												
1976	35-39	10	8 13	9	1		8			2		
1975		10	7 25	9	1		9			1		
PERCENT CHANGE												
1976	40-44	22	17 89	19	3		20			2		
1975		11	7 97	8	3		11					
PERCENT CHANGE												
1976	45-49	16	13 01	15	1		15			1		
1975		14	10 14	13	1		12			2		
PERCENT CHANGE												
1976	50-54	7	5 69	7			4			3		
1975		9	6 52	5	4		8			1		
PERCENT CHANGE												
1976	55-59	5	4 07	3	2		5					
1975		7	5 07	4	3		5			2		
PERCENT CHANGE												
1976	60-64	2	1 63	2			2					
1975		7	5 07	5	2		7					
PERCENT CHANGE												
1976	65-69	1	81	1						1		
1975		3	2 17	2	1		2			1		
PERCENT CHANGE												
1976	70-74	3	2 44	2	1		3					
1975		2	1 45	1	1		2					
PERCENT CHANGE												
1976	75 AND OVER	4	3 25		4		4					
1975		5	3 62	5			4			1		
PERCENT CHANGE												
1976	TOTAL	123	100 00	97	26		110			12		1
1975		138	100 00	111	27		116			22		0
PERCENT CHANGE												
PERCENT	1976			78 86	21 14		89 43			9 76		81
	1975			80 43	19 57		84 06			15 94		00

FORCIBLE RAPE

Forcible Rape is the carnal knowledge of a female forcibly and against her will. For the purpose of Uniform Crime Reporting, rape is divided into two categories: (1) Rape by Force; and (2) Attempted Rape. Carnal abuse without force (statutory rape) and other sex offenses are not included.

Forcible Rape differs from other violent crimes in that the victim, in many cases, is hesitant in reporting the offense to police. The rigors of court procedure, embarrassment and fear of any accompanying stigma have a deterrent effect on the victim's willingness to make the crime known to police. The presence of a prior relationship between victim and perpetrator makes the determination of the act of force difficult to establish, and the usual clandestine nature of the offense presents a problem in verification.

FORCIBLE RAPE ANALYSIS

1975 - 1976

VOLUME

Cases of Forcible Rape reported to law enforcement agencies in West Virginia in 1976 totaled 187. This was an increase of 17 offenses from the 170 reported in 1975. Forcible Rape comprises less than one percent of the Crime Index total and 6.8 percent of the crimes of violence.

The month of July showed the highest rate of incidence with 24 offenses.

TREND

The volume of Forcible Rape increased 1.0 percent from 1975. Overall, since 1972 incidences of Forcible Rape have increased 28.0 percent.

FORCIBLE RAPE RATES

A crime rate in its proper perspective is a victim risk rate in that it equates the number of crimes per unit of population. In 1976, 20.1 women out of every 100,000 female inhabitants in the state were reported as being victims of rape. The year 1976 showed an increase in the victim risk rate of 1.8 percent from 1975. Since 1972, the victim risk rate has increased 24.0 percent.

NATURE OF OFFENSES

In 1976, 134 or 71.6 percent, of the incidences reported were actual rapes by force while the remainder were attempts or assaults to commit forcible rape. During 1975, 65.9 percent were actual forcible rapes and 34.1 percent were attempts.

CLEARANCES

A total of 127 rapes were cleared either by arrest or exceptional clearance, amounting to a 67.9 percent clearance rate. This is a decrease of 1.5 percent from the 1975 clearance rate of 69.4 percent. Of the total clearance, 8.6 percent involved juvenile participation.

PERSONS ARRESTED

There were 138 arrests made for Forcible Rape of which 13 were under 18 and the remaining were adults. Males under age 25 constituted 55.7 percent of the arrests made for this offense. During 1975, this same category reported 57.2 percent of the total arrests, indicating a decrease of 2.6 percent.

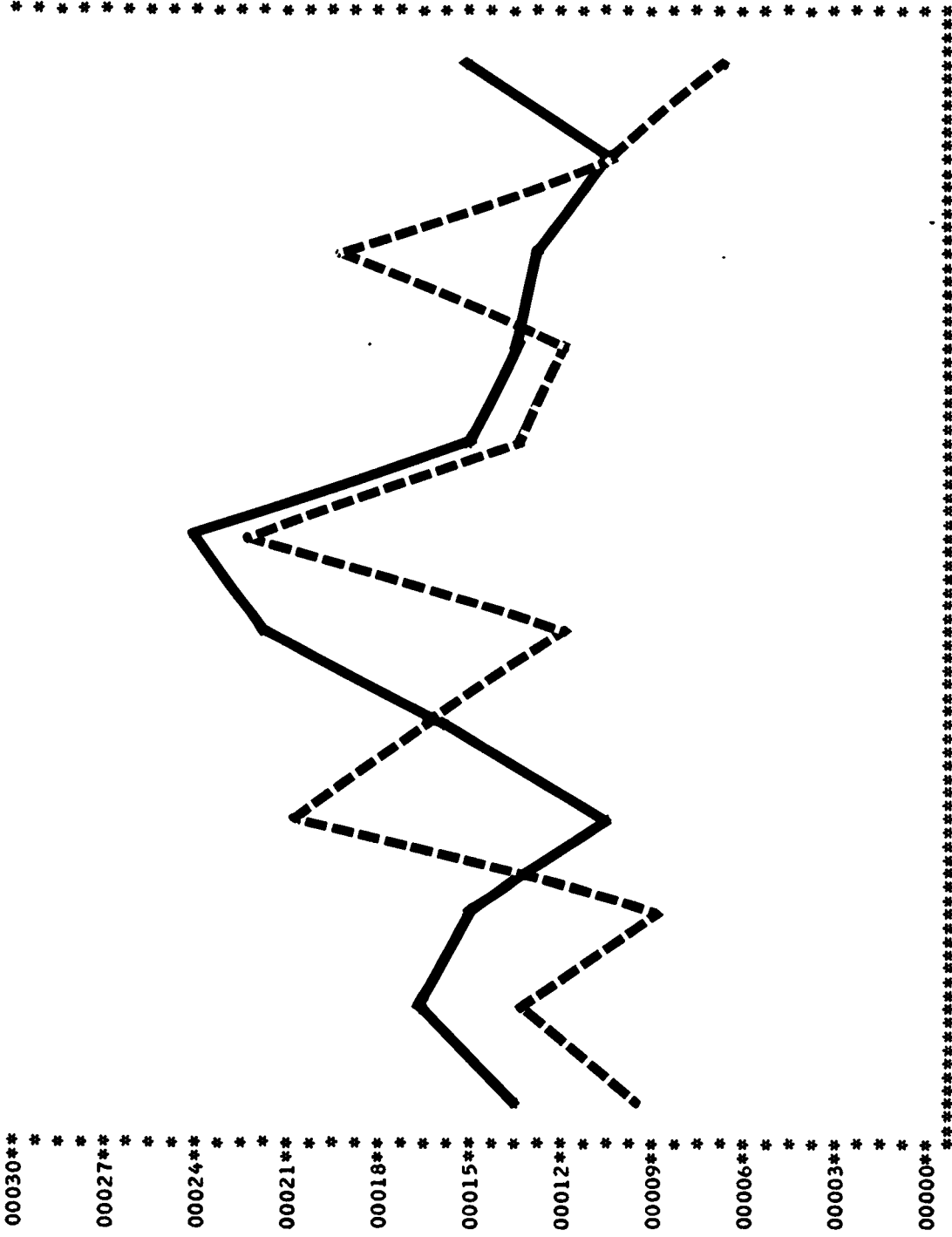
Total arrests for this offense decreased 9.2 percent over 1975 with juvenile arrests decreasing 69.2 percent. Since 1974, the total number of arrests for forcible rape has decreased 3.4 percent.

In 1976, 84.0 percent of the persons arrested for forcible rape were white and 16.0 percent were Negro. This compares to 85.0 percent and 15.0 percent, respectively, for 1975.

FORCIBLE RAPE

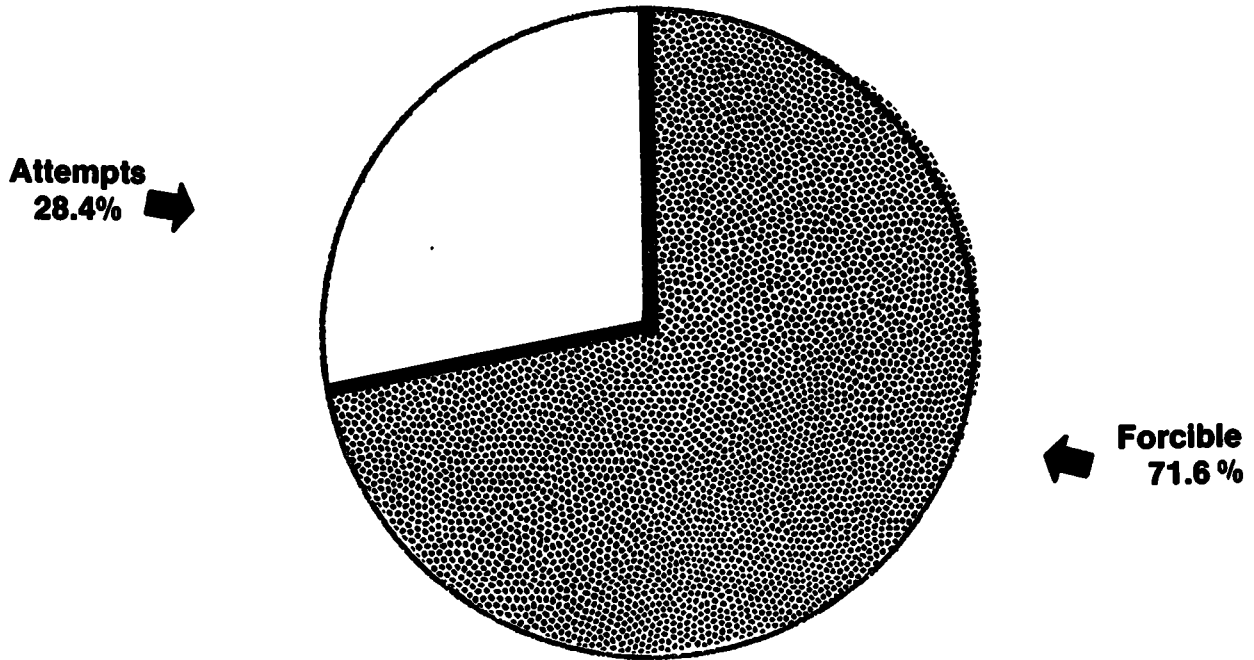
January - December 1976

	NUMBER OF OFFENSES BY MONTH												TOT	DEC	NOV	CT	SEP	AUG	JUL	JUN	MAY	APR	MAR	FEB	JAN	CRIME RATE	OFF CLEARED		
	JAN	FEB	MAR	APR	MAY	JUN	JUL	AUG	SEP	CT	NOV	DEC	TOT	DEC	NOV	CT	SEP	AUG	JUL	JUN	MAY	APR	MAR	FEB	JAN	CRIME RATE	OFF CLEARED		
PERIOD 1 76	14	17	15	11	16	22	24	15	14	13	11	15	187	15	11	13	14	15	24	22	16	11	17	15	14	.10	116	11	
PERIOD 2 75	10	14	9	21	17	12	23	14	12	20	11	7	170	7	11	20	12	14	23	17	10	14	9	10	10	.09	104	14	
NUMERICAL CHANGE	4+	3+	6+	10-	1-	10+	1+	1+	2+	7-	0	8+	17+	0	0	0	1+	2+	1+	10+	1-	10	3+	4+	4+	.01+	12+	3-	
PERCENT CHANGE	40.0+	21.4+	66.7+	47.6-	5.9-	83.3+	4.3+	7.1+	16.7+	35.0-	.0	114.3+	10.0+	11.1+	11.5+	11.1+	11.5+	11.5+	11.5+	11.5+	11.5+	11.5+	11.5+	11.5+	11.5+	11.5+	11.5+	21.4-	




FORCIBLE RAPE

January - December 1976



PERCENT DISTRIBUTION BY AGE GROUPS



ROBBERY

Robbery is defined as the felonious and forcible taking of the property of another against his will by violence or by putting him in fear. The element of personal confrontation is always present in this crime. Under the Uniform Crime Reporting Program, all assaults or attempts to rob are included. Robberies are reported in four general categories — gun; knife or cutting instrument; hands, fists, feet, etc.; and other dangerous weapons. As a general rule, robbery differs from larceny in that it is aggravated by the element of force or the threat of force.

Robbery, as a crime of violence, has a serious impact on the victim. In many instances, serious injury results. Oftentime, along with physical injury or without, the victim suffers mental disturbance. Such damage is immeasurable. This is emphasized when the attempt to rob results in the death of the victim. Of course, in this case, the robbery would not be scored since the more serious offense, murder, would be reported and the robbery would serve as the motive. The placing of a dollar value, however, on the damage resulting from this type of offense is an attempt to measure that which is immeasurable.

ROBBERY ANALYSIS

1975 - 1976

VOLUME

There were 676 actual Robberies reported in 1976 and when compared to 817 offenses in 1975, a decrease of 141 offenses evolves. Robberies comprised 1.5 percent of the total Crime Index and 24.9 percent of Violent Crimes.

The highest recording of offenses in a given month occurred in December with 87 incidences.

TREND

Robberies decreased 20.8 percent in 1976 over 1975 and since 1972, this crime has increased 21.5 percent.

ROBBERY RATE

The 1976 Robbery rate of 37.1 offenses per 100,000 inhabitants was 8.2 percent below the 1975 rate of 45.3 robberies per 100,000.

NATURE OF ROBBERY

Armed Robberies comprised 47.4 percent of the total offenses while 52.6 percent were muggings of other violent confrontations (strong-armed) where personal weapons were used by the perpetrator. These figures indicate a decrease of 6.2 percent for armed robbery and an increase of 6.2 percent for strong-armed robbery from 1975. Of the weapons used to commit armed robberies, firearms were utilized in 34.3 percent while knives or cutting instruments were used in 7.8 percent and other dangerous weapons in 57.9 percent.

In 1976, 40.8 percent of all robberies were committed in the street. The number of offenses in this category increased 25.4 percent over 1975. Robberies of commercial houses decreased 10.5 percent; service station holdups increased 3.7 percent; chain store robberies decreased 10.5 percent; robberies of residences decreased 38.5 percent; while the number of bank robberies decreased by one. The miscellaneous category, which comprised 17.6 percent of the total robberies committed, increased 17.8 percent.

With the average dollar loss per bank robbery decreasing 12.7 percent from 1975, bank robberies again maintained the highest average dollar loss with \$4,944 per offense.

In 1976, the average value loss in each robbery incident was \$360. for a total loss of \$243,364.

CLEARANCES

A total of 243 Robberies were cleared either by arrest or exceptional clearance, representing a statewide clearance rate of 35.9 percent as compared to 36.6 percent in 1975.

Of the total offenses cleared, 79.8 percent involved adults. Persons under 18 years of age were involved in 20.1 percent of the clearances for armed robbery and 30.0 percent of the strong-armed robbery clearances.

PERSONS ARRESTED

There were 296 persons arrested for robbery, of which 216 were adults and 80 were juveniles. Statewide, arrests for robbery decreased 48.9 percent in 1976 over 1975.

Further analysis of the arrest data discloses that 81.0 percent of the persons arrested for robbery were under 25 years of age and 55.7 percent were under 21 years of age.

Males accounted for 93.6 percent of the arrests while females were the remaining 6.4 percent. Of the total persons arrested, 76.4 percent were white and 23.6 percent were Negro.

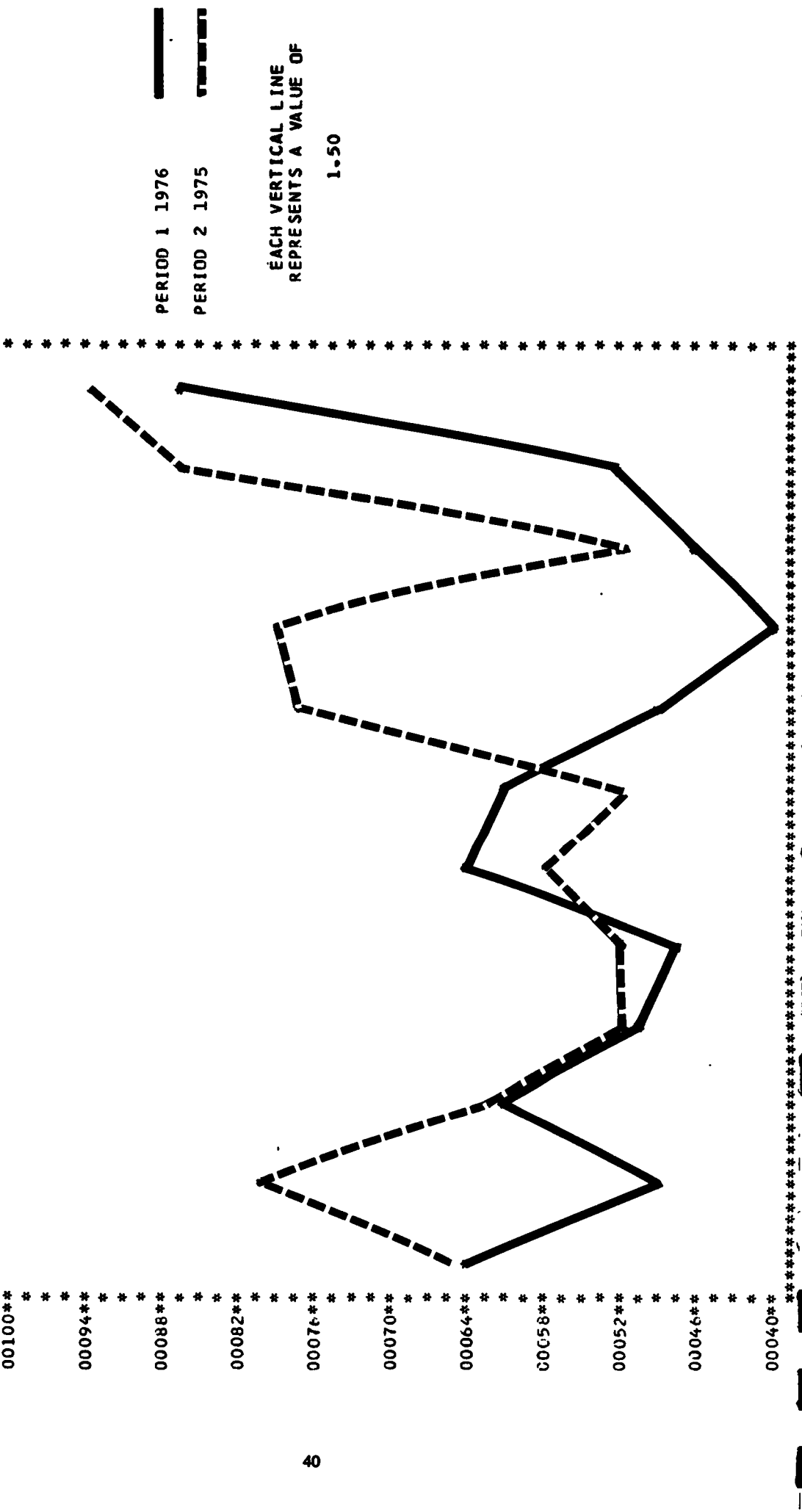
ROBBERY

January - December 1976

```

*****
* N U M B E R   O F   O F F E N S E S   B Y   M O N T H
*
* JAN * FEB * MAR * APR * MAY * JUN * JUL * AUG * SEP * OCT * NOV * DEC *
*
* 64 * 49 * 62 * 51 * 48 * 64 * 64 * 50 * 41 * 46 * 52 * 87 *
* 66 * 81 * 63 * 53 * 53 * 58 * 53 * 78 * 79 * 52 * 87 * 94 *
* 2- * 32- * 1- * 2- * 5- * 6+ * 9+ * 28- * 38- * 6- * 35- * 7- *
* 3.0- * 39.5- * 1.6- * 3.8- * 9.4- * 10.3+ * 17.0+ * 35.9- * 48.1- * 11.5- * 40.2- * 7.4- * 17.3- *
*
* C R I M E   * O F F   C L E A R E D   *
*
* R A T E   * (1,000)*ADULT * JUV E
*
* 676 * 194 * 49 *
* 817 * 244 * 55 *
* 141- * 50- * 6- *
* 17.3- * 20.5- * 10.9- *
*****

```



ROBBERY

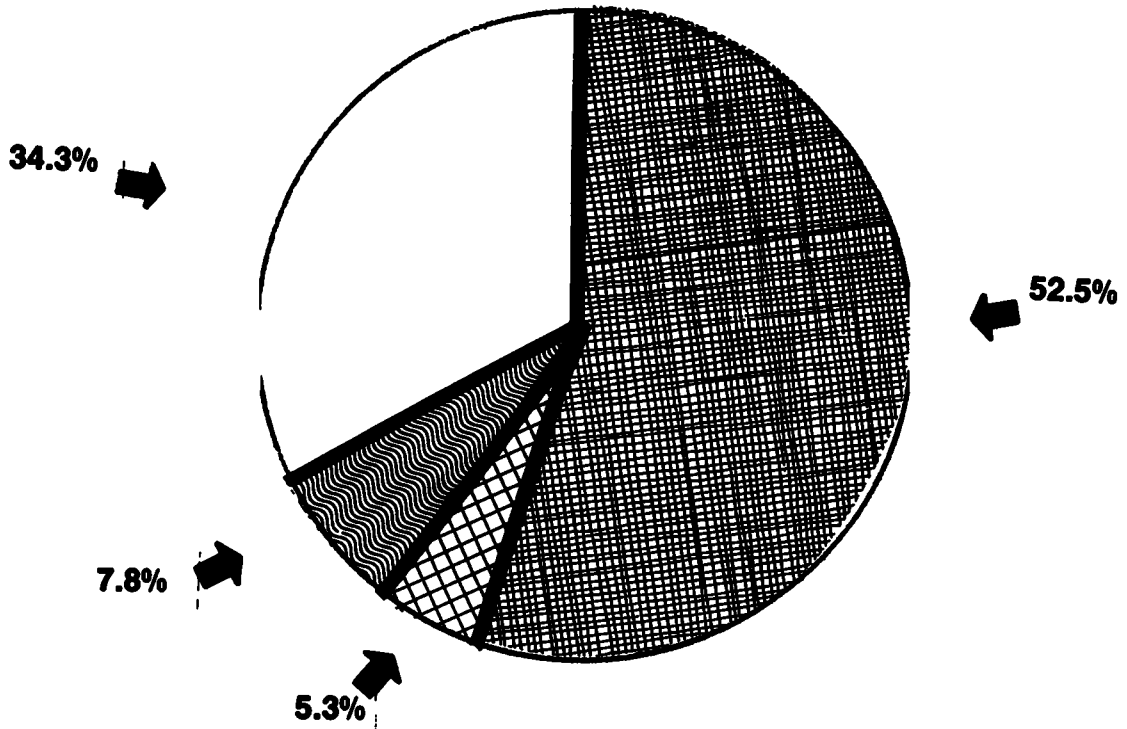
VALUES OF PROPERTY STOLEN

January - December 1976

CLASSIFICATION	1976	1975	PERCENT OF CHANGE	NUMBER OF OFFENSES	PERCENT OF DISTRIBUTION	TOTAL VALUES (DOLLARS)	AVERAGE VALUES (DOLLARS)
HIGHWAY	276	370	40.83	276	40.83	\$43,295	\$157
				370	45.29	\$69,177	\$187
				25.41-	9.85-	37.41-	16.04-
COMMERCIAL HOUSE	102	114	13.95	102	15.09	\$36,372	\$357
				114	13.95	\$53,272	\$467
				10.53-	8.17+	31.72-	23.55-
SERVICE STATION	55	53	6.49	55	8.14	\$36,647	\$666
				53	6.49	\$13,292	\$251
				3.77+	25.42+	175.71+	165.34+
CHAIN STORE	61	76	9.55	61	9.02	\$51,192	\$839
				76	9.55	\$88,754	\$1,138
				21.79-	5.55-	42.32-	26.27-
RESIDENCE	59	96	11.75	59	8.73	\$30,250	\$513
				96	11.75	\$152,859	\$1,592
				38.54-	25.70-	80.21-	67.78-
BANK	4	5	.61	4	.59	\$19,775	\$4,944
				5	.61	\$28,330	\$5,666
				20.00-	3.28-	30.20-	12.74-
MISCELLANEOUS	119	101	12.36	119	17.60	\$25,833	\$217
				101	12.36	\$34,141	\$338
				17.82+	42.39+	24.33-	35.80-
TOTAL	676	817	100.00	676	100.00	\$243,364	\$360
				817	100.00	\$439,825	\$538
				17.26-		44.67-	33.09-

ROBBERY

January - December 1976



**Number
of
Robberies**

232



Gun

53



Knife or Cutting Instrument

36



Other Dangerous Weapon

355



Strong Armed - Hands, Fists, Feet, Etc.

676 Total Robberies

FELONIOUS ASSAULT

Felonious Assault, as defined under the West Virginia Uniform Crime Reporting Program, is an attempt or offer with unlawful force or violence, to do serious physical injury to another. Attempts are included since it is not necessary that any injury result when a gun, knife, or other weapon is used which would result in serious physical injury if the crime were successfully completed.

The use or attempted use of a dangerous weapon in an assault or the serious injury inflicted by hands, fists, or feet separates this index offense from those assaults categorized as "simple" and not felonious in nature.

The victim of an actual assault of this type may suffer serious injury or permanent disability and all assaults to kill and attempts to kill are recorded in this area. As with murder, the use of weapons to inflict these serious injuries make this offense a subject for analysis.

FELONIOUS ASSAULT ANALYSIS

1975 - 1976

VOLUME

During 1976, a total of 1,728 Felonious Assaults were reported in West Virginia, disclosing a decrease of 72 offenses over 1975. This crime accounted for 3.9 percent of the Crime Index total and 63.7 percent of the Violent Crimes.

An analysis of offenses by month showed that June, with 189 offenses, had the highest rate of incidences.

TREND

The volume of Felonious Assault offenses decreased 3.5 percent over 1975 but shows a net increase of 16.4 since 1972.

FELONIOUS ASSAULT RATE

There were 94.8 victims of felonious assault per 100,000 inhabitants in 1976. This was a decrease of 4.4 percent over 1975 but a net increase of 11.9 since 1972.

NATURE OF FELONIOUS ASSAULTS

Hands, fists and feet accounted for the largest number of assaults with 931, or 53.8 percent of the total 1,728 assaults reported. The next most used weapon was under the category of other dangerous weapons, with 323 or 18.6 percent, of the total. Guns were used in 15.6 percent of the assaults which is an increase of 1.8 percent from 1975. Knives or cutting instruments accounted for 11.8 percent of the assaults which is an increase from the 11.1 percent in 1975.

CLEARANCES

There were 1,371 assaults, or 79.3 percent, cleared either by arrest or exceptional clearance. In 1975, the clearance rate was 84.2 percent. Persons under 18 years of age were involved in 10.3 percent of the clearances.

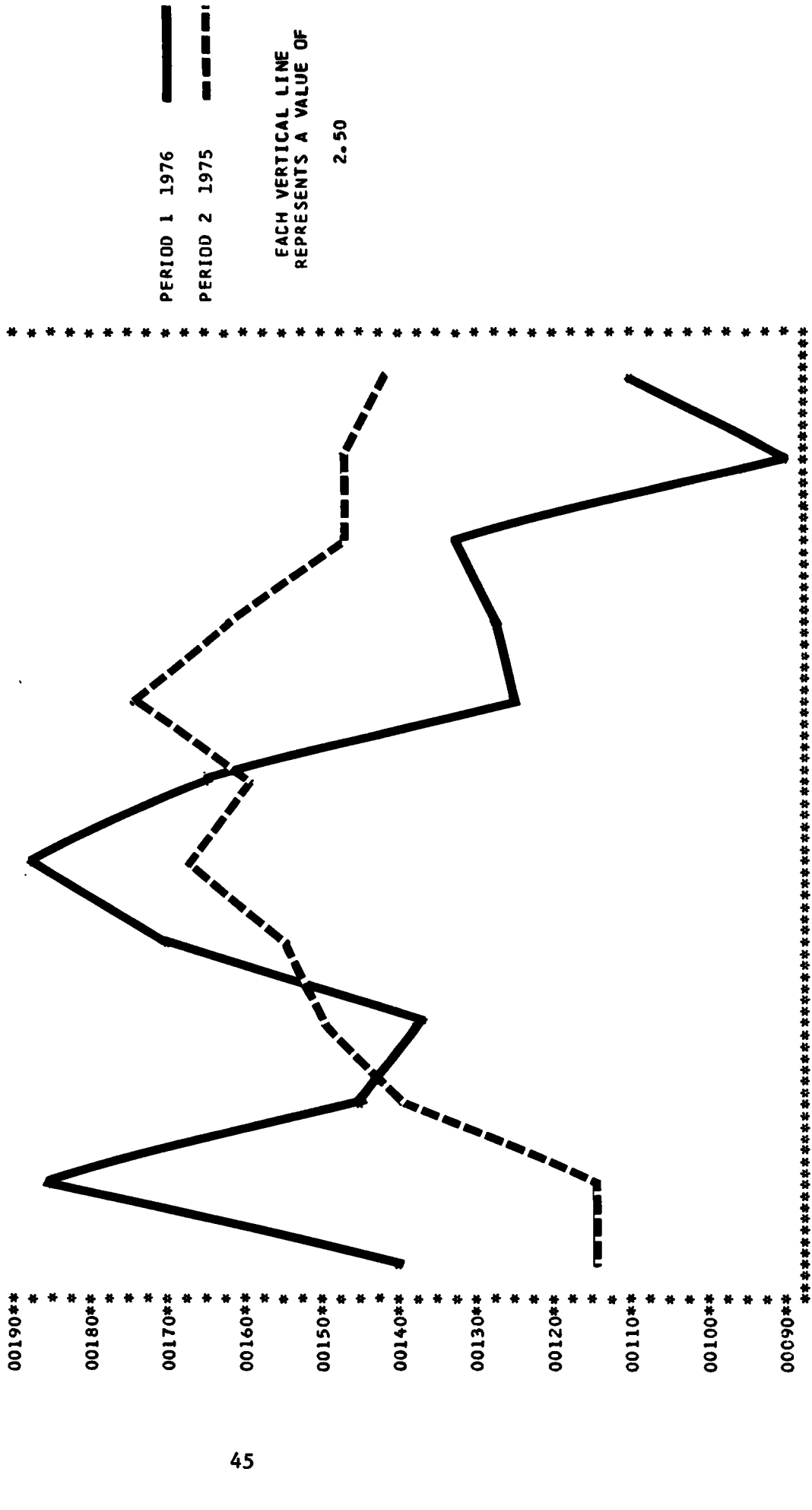
PERSONS ARRESTED

Arrests for felonious assault decreased 10.7 percent from 1,003 in 1975 to 906 in 1976, with 89.6 percent being male and the remaining 10.4 percent being female. Juveniles accounted for 88 of the 906 arrests. Arrests by race show that 86.5 percent of the persons arrested were white and 13.5 percent were Negro.

FELONIOUS ASSAULTS

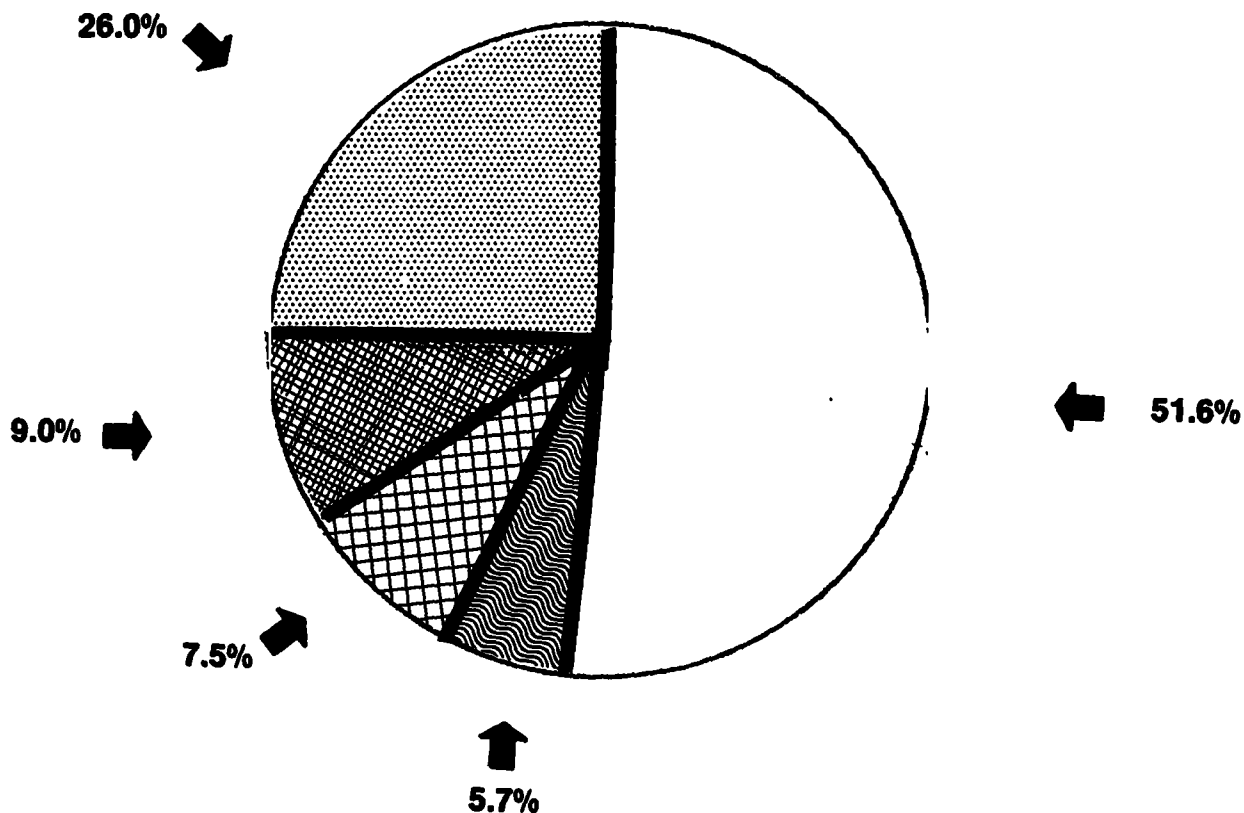
January - December 1976

PERIOD	JAN	FEB	MAR	APR	MAY	JUN	JUL	AUG	SEP	OCT	NOV	DEC	TOT	CRIME RATE	OFF CLEARED
1 76	142	187	146	138	170	189	166	127	128	133	91	111	1728	.93	1229
2 75	115	115	141	152	156	168	162	176	164	149	149	143	1790	.98	1365
NUMERICAL CHANGE	27+	72+	5+	14+	14+	21+	4+	49-	36-	16-	58-	32-	62-	.05-	136-
PERCENT CHANGE	23.5+	62.6+	3.5+	9.2-	9.0+	12.5+	2.5+	27.8-	22.0-	10.7-	38.9-	22.4-	3.5-	5.1-	10.0-



FELONIOUS ASSAULTS

January - December 1976



Number of Assaults

270
204
323
931
1,846

3,574 Total Assaults



FELONIOUS ASSAULTS

WEAPON USED

- Gun
- Knife or Cutting Instrument
- Other Dangerous Weapon
- Hands, Fists, Feet Etc. - Aggravated
- Other Assaults - Not Aggravated

BREAKING AND ENTERING

Under this Program, Breaking and Entering is defined as an unlawful entry or attempted forcible entry of any structure to commit a felony or larceny.

Data collection for this offense is further categorized as to forcible entries, unlawful entries where no force is used, and attempted forcible entries.

As with other nonviolent crimes, the motive of personal gain coupled with the element of opportunity, results in the commission of this offense by both the amateur and the professional perpetrator. Only the absence of confrontation and the use of force separate this crime from Robbery of the violent crime group. However, detection during commission many times results in a confrontation of the victim by the perpetrator demonstrating why this offense is considered the most serious of the nonviolent crime group.

The volume of this offense presents the police with a serious enforcement problem made more difficult in many areas by the lack of sufficient personnel to act as a deterrent and to provide successful solutions to these crimes.

BREAKING AND ENTERING ANALYSIS

1975 - 1976

VOLUME

There were 10,351 Breaking and Entering offenses reported in 1976 compared to 10,546 in 1975. This is a decrease of 195 offenses.

Breaking and Entering offenses comprised 24.8 percent of the Crime Index offenses and 26.5 percent of the property crimes.

Breaking and Entering occurred most frequently in January with 928 offenses occurring at that time.

TREND

Breaking and Entering decreased 1.8 percent in 1976 over 1975 and since 1972 shows a net increase of 43.9 percent.

BREAKING AND ENTERING RATE

The Breaking and Entering rate for West Virginia during 1976 was 568.4 offenses per 100,000 population as compared to 584.9 per 100,000 in 1975. The Breaking and Entering rate has increased 38.4 percent since 1972.

NATURE OF BREAKING AND ENTERING

The number of Breaking and Enterings occurring which were forcible entry totaled 8,223 or 79.4 percent of the total 10,351 offenses reported. This was a decrease from the 80.0 percent reported in 1975 in the same category. Unlawful entry comprised 15.0 percent of the total and the remaining 5.6 percent was for attempted forcible entries.

Breaking and Entering of residences totaled 5,441, down 1.5 percent from 1975, and non-residence made up the remaining 4,910 offenses, down 4.3 percent from last year. Night-time breaking and entering accounted for 6,233 or 60.2 percent of the offenses reported.

Total dollars stolen in the breaking and enterings figured \$3,799,423, a decrease of \$198,510 over 1975. Breaking and Enterings of residences amounted to \$1,819,574 while non-residence breaking and enterings amounted to \$1,979,849. The average dollar loss per breaking and entering was \$367.

CLEARANCES

The number of offenses cleared either by arrest or exceptional clearance totaled 1,834 with 1,208 involving adults and the remaining 626 involving juveniles. This would amount to a statewide clearance rate of 17.7 percent, down 1.4 percent from 1975.

PERSONS ARRESTED

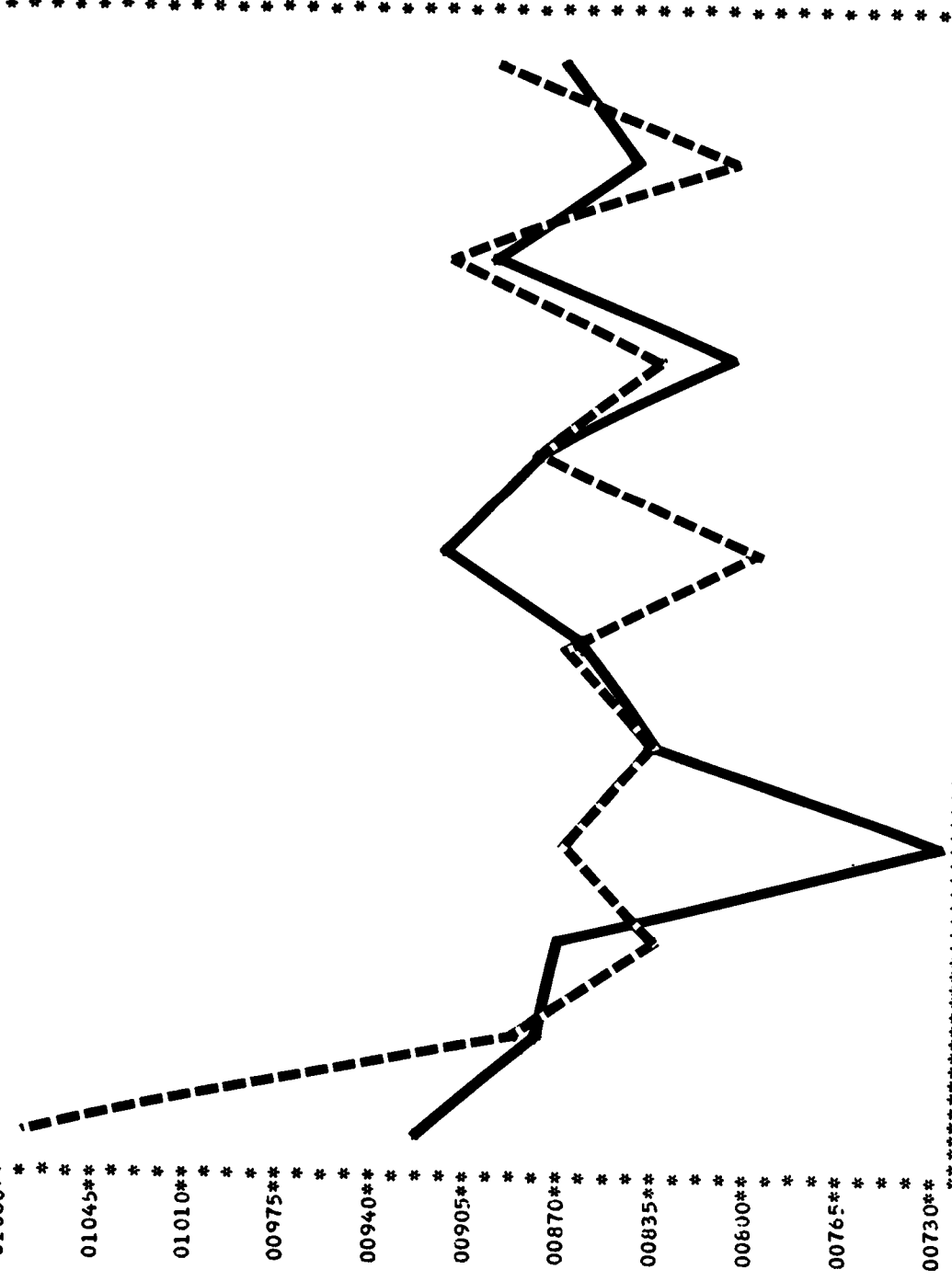
There were 2,363 arrests made for Breaking and Entering in 1976 which was a decrease of 188 arrests or 7.3 percent over 1975.

Of the total arrests, 2,259 were male and 104 were females. Adults accounted for 1,294 of the arrests while juveniles accounted for 1,069. Statewide, persons under 25 accounted for 82.3 percent of the breaking and entering arrest while persons under 18 accounted for 45.2 percent. The age group of seventeen year olds had the highest number of arrests with a total of 306.

Arrests by race show that 93.0 percent were white, 6.9 percent were Negro and less than one percent was under other races.

January - December 1976

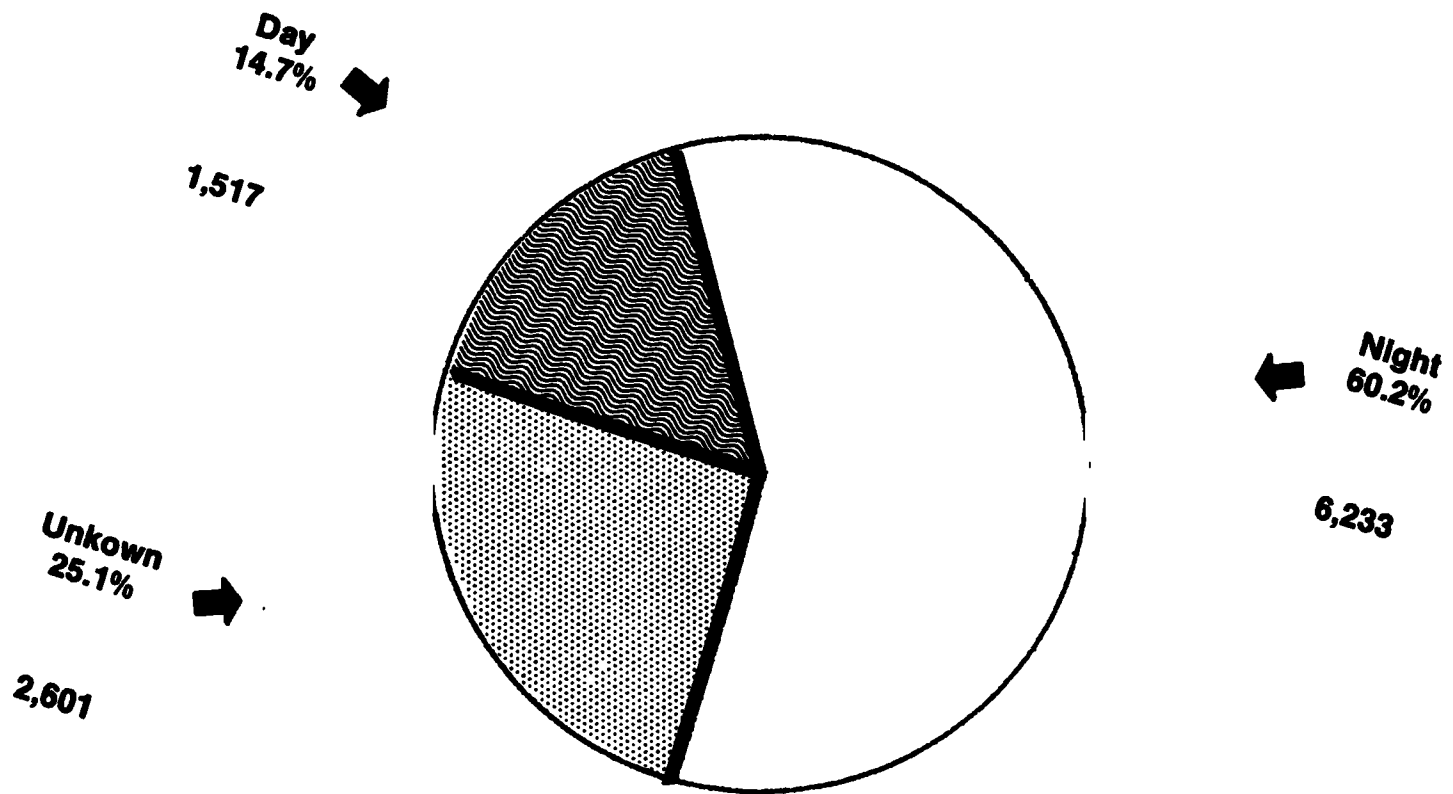
PERIOD	JAN	FEB	MAR	APR	MAY	JUN	JUL	AUG	SEP	OCT	NOV	DEC	TOT	CRIME RATE	OFF CLEARED
PERIOD 1 76	928	885	874	732	838	862	921	879	814	899	845	874	10351	5.59	1208
PERIOD 2 75	1077	891	841	870	843	870	803	881	838	914	816	902	10546	5.80	1287
NUMERICAL CHANGE	149	6	33	138	5	8	118	2	24	15	29	28	195	.21	79
PERCENT CHANGE	13.8	.7	3.9	15.9	.6	.9	14.7	.2	2.9	1.6	3.6	3.1	1.8	3.6	6.1



CLASSIFICATION	NUMBER OF OFFENSES	PERCENT OF DISTRIBUTION	TOTAL VALUES (DOLLARS)	AVERAGE VALUES (DOLLARS)
RESIDENCE	5,441	52.56	\$1,819,574	\$334
	5,527	52.41	\$2,013,075	\$364
PERCENT OF CHANGE	1.56-	.29+	9.61-	8.24-
NIGHT	2,624	25.35	\$891,208	\$340
	2,820	26.74	\$1,121,309	\$398
PERCENT OF CHANGE	6.95-	5.20-	20.52-	14.57-
DAY	1,205	11.64	\$360,145	\$299
	1,267	12.01	\$405,024	\$320
PERCENT OF CHANGE	4.89-	3.08-	11.08-	6.56-
UNKNOWN	1,612	15.57	\$568,221	\$352
	1,440	13.65	\$486,742	\$338
PERCENT OF CHANGE	11.94+	14.07+	16.74+	4.14+
NONRESIDENCE	4,910	47.44	\$1,979,849	\$403
	5,019	47.59	\$1,984,858	\$395
PERCENT OF CHANGE	2.17-	.32-	.25-	2.03+
NIGHT	3,609	34.87	\$1,583,543	\$439
	3,940	37.36	\$1,507,343	\$383
PERCENT OF CHANGE	8.40-	6.66-	5.06+	14.62+
DAY	312	3.01	\$73,982	\$237
	244	2.31	\$93,630	\$384
PERCENT OF CHANGE	27.87+	30.30+	20.98-	38.28-
UNKNOWN	989	9.55	\$322,324	\$326
	835	7.92	\$383,885	\$460
PERCENT OF CHANGE	18.44+	20.58+	16.04-	29.13-
TOTAL	10,351	100.00	\$3,799,423	\$367
	10,546	100.00	\$3,997,933	\$379
PERCENT OF CHANGE	1.85-		4.97-	3.17-

BREAKING AND ENTERING

January - December 1976



LARCENY — THEFT

Larceny — Theft is the unlawful taking or stealing of articles of value without the use of force, violence, or fraud. It includes crimes such as shoplifting, pocket-picking, purse-snatching, thefts from autos, and the theft of auto parts and accessories. Motor Vehicle Theft is excluded from this category for crime reporting purposes inasmuch as it is a separate Crime Index Offense.

Larceny offenses cleared by police arrest are dramatically affected by the nature of the crime. As with other Nonviolent Crimes, opportunity and stealth, working in favor of the perpetrator and against police detection, reduce solutions for this offense.

As with other offenses against property, Larceny is primarily a crime of opportunity. Types of Larcenies will differ in volume depending upon the opportunity for theft offered in a given area.

When average value is applied to the reported crimes in this category, the dollar loss to victims was \$174. It is true that a portion of goods stolen was recovered and returned to the victims, but the relatively low percentage of crimes cleared by arrest, and the lack of specific identification characteristics on such property indicates these recoveries will not materially reduce the overall loss. In addition, many offenses in this category, particularly where the value of goods stolen is small, never come to police attention.

LARCENY — THEFT ANALYSIS

1975 - 1976

VOLUME

The year 1976 recorded a total of 26,234 Larcenies as compared to 21,911 in 1975. This is a numerical increase of 4,323 offenses.

Larcenies accounted for 62.8 percent of the total crime index and 67.2 percent of the property crimes.

The highest number of larceny offenses occurred in March.

TREND

Incidences of Larceny increased 19.7 percent in 1976 when compared to 1975. Since 1972, this offense has increased 92.1 percent.

LARCENY RATE

The Larceny rate for West Virginia during 1976 was 1,440.6 larcenies per 100,000 population, an increase of 18.5 percent over the 1975 rate. Since 1972, this rate has increased 84.9 percent.

NATURE OF LARCENY — THEFT

A breakdown of larcenies by value shows 5,431 offenses were \$200 and over, 11,149 were \$50 to \$200 in value and 9,654 were under \$50. The amount of property involved in these offenses totaled \$4,564,795 compared to \$3,791,946 in 1975, an increase of 20.3 percent. The average dollar loss per larceny was \$174.

In larcenies by classification, the largest increase occurred in pocket-picking category which reported an increase of 136.9 percent from 84 offenses in 1975 to 199 offenses in 1976. The next two largest increases occurred in the classifications of auto parts with an increase of 43.3 percent and larceny from autos with an increase of 28.0 percent.

CLEARANCES

Of the total 26,234 Larcenies, 4,970 were cleared either by arrest or exceptional clearance. This accounts for a 18.9 percent clearance. In 1975, the clearance rate was 21.5 percent. Adults made up 3,550 or 71.4 percent of the clearances while juveniles were involved in the remaining 1,420 or 28.6 percent.

PERSONS ARRESTED

There were 3,373 adults and 2,026 juveniles arrested for a total of 5,399 arrests for larceny, compared to 5,102 arrested in 1975. This was an increase of 5.4 percent for adult arrests and 6.1 percent increase for juvenile arrests. Arrests for larceny comprised 54.9 percent of the Crime Index arrests.

Persons under 25 years of age comprised 73.4 percent of the total arrests. The 18 year old category reported the highest number of arrests with a total of 495 or 9.1 percent of the larceny arrests.

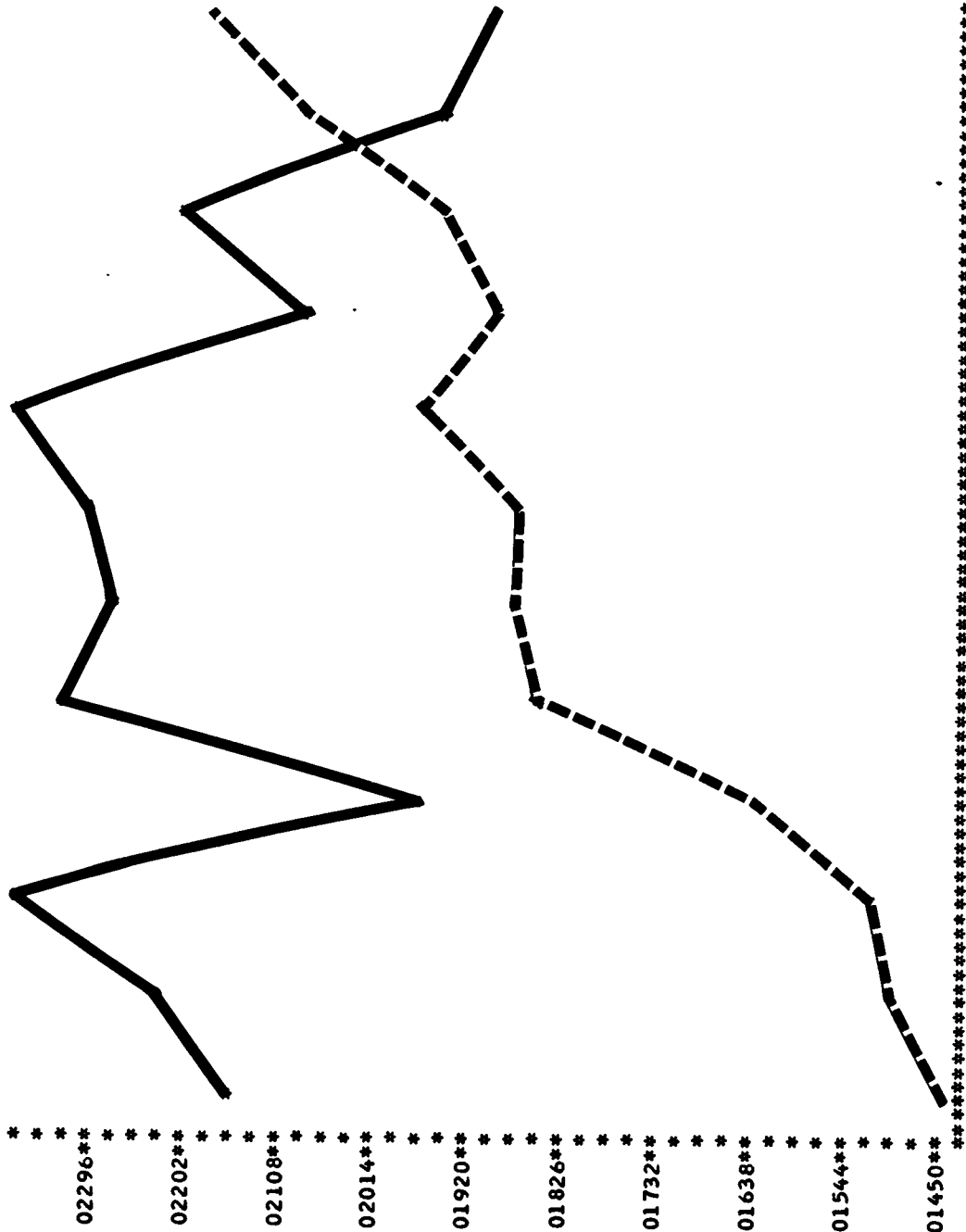
The highest involvement in the Crime Index Offenses for females is larceny. Femlaes accounted for 1,603 or 29.6 percent of the larceny arrests.

Of all persons arrested for larceny, 91.1 percent were white, 8.6 percent were Negro and .3 percent were other races.

LARCENY - THEFT

January - December 1976

		N J M B E R O F O F F E N S E S B Y M O N T H												C R I M E * O F F C L E A R E D *			
		JAN	FEB	MAR	APR	MAY	JUN	JUL	AUG	SEP	OCT	NOV	DEC	TOT	RATE	(1,000)*ADULT	JUVE
PERIOD 1 76		2172	2245	2387	1975	2320	2277	2298	2382	2088	2207	1964	1919	26234	14.17	3550	1420
PERIOD 2 75		1453	1516	1536	1651	1856	1881	1890	1988	1906	1956	2087	2191	21911	12.05	3199	1521
NUMERICAL CHANGE		719**	729**	851**	324**	464**	396**	408**	394**	182**	251**	123**	272**	4323**	2.12**	351**	101**
PERCENT CHANGE		49.5**	48.1**	55.4**	19.6**	25.0**	21.1**	21.6**	19.8**	9.5**	12.8**	5.9**	12.4**	19.7**	17.6**	11.0**	6.6**

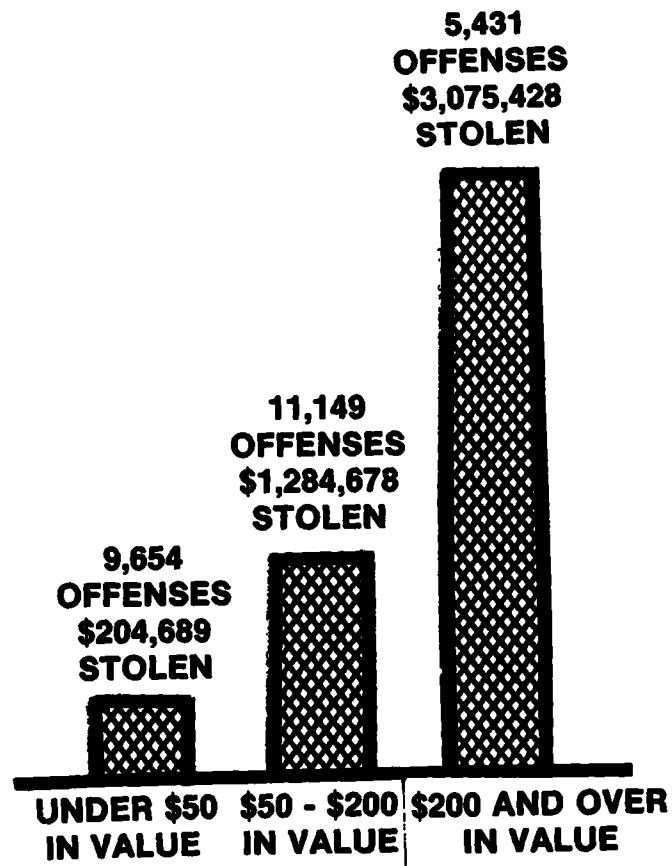


PERIOD 1 1976
 PERIOD 2 1975

EACH VERTICAL LINE
 REPRESENTS A VALUE OF
 23.50

LARCENY - THEFT

January - December 1976



LARCENY -- THEFT

Value of Property Stolen

January - December 1976

CLASSIFICATION	NUMBER OF OFFENSES	PERCENT OF DISTRIBUTION	TOTAL VALUES (DOLLARS)	AVERAGE VALUES (DOLLARS)
POCKET-PICKETING	199	.76	\$19,653	\$99
PERCENT OF CHANGE	84	.38	\$10,105	\$120
	136.90+	100.00+	94.49+	17.50-
PURSE-SNATCHING	245	.93	\$27,133	\$111
PERCENT OF CHANGE	185	.84	\$18,867	\$102
	32.43+	10.71+	43.81+	8.82+
CARGO THEFTS	76	.29	\$66,152	\$870
PERCENT OF CHANGE	74	.34	\$99,212	\$1,341
	2.70+	14.71-	33.32-	35.12-
SHOPLIFTING	2,665	10.16	\$67,127	\$25
PERCENT OF CHANGE	2,183	9.96	\$48,482	\$22
	22.08+	2.01+	38.46+	13.64+
FROM AUTOS	7,315	27.88	\$1,457,093	\$199
PERCENT OF CHANGE	5,714	26.08	\$939,547	\$164
	28.02+	6.90+	55.08+	21.34+
AUTO PARTS AND ACCESSORIES	5,945	22.66	\$698,168	\$117
PERCENT OF CHANGE	4,146	18.92	\$406,445	\$98
	43.39+	19.77+	71.77+	19.39+
BICYCLES	1,999	7.62	\$177,090	\$89
PERCENT OF CHANGE	1,939	8.85	\$162,618	\$84
	3.09+	13.90-	5.90+	5.95+
FROM BUILDINGS	3,575	13.63	\$885,755	\$248
PERCENT OF CHANGE	3,474	15.86	\$749,110	\$216
	2.91+	14.06-	18.24+	14.81+
COIN OPERATED MACHINES	264	1.08	\$17,119	\$60
PERCENT OF CHANGE	300	1.37	\$26,479	\$88
	5.33-	1.17-	35.35-	31.82-
LIVE STOCK	80	.30	\$24,038	\$300
PERCENT OF CHANGE	93	.42	\$32,318	\$348
	13.98-	28.57-	25.62-	13.79-
ALL OTHER	3,851	14.68	\$1,125,467	\$292
PERCENT OF CHANGE	3,719	16.97	\$1,298,763	\$349
	3.55+	13.49-	13.34-	16.33-
TOTAL	26,234	100.00	\$4,564,795	\$174
PERCENT OF CHANGE	21,911	100.00	\$3,791,946	\$173
	19.73+		20.38+	.58+

MOTOR VEHICLE THEFT

In Uniform Crime Reporting, Motor Vehicle Theft includes all thefts of a motor vehicle. This includes all vehicles which can be registered as a motor vehicle in this State. This definition excludes taking a motor vehicle for temporary use; such as family situation or unauthorized use by others having lawful access to the vehicle, such as chauffeurs, etc.

The crime of Motor Vehicle Theft has been labeled primarily as a crime of opportunity. The youthful offender finds the motor vehicle easily accessible for transportation for any purpose. The remaining thefts are mainly for the purpose of resale, theft of parts, and for use in committing other crimes.

MOTOR VEHICLE THEFT ANALYSIS

1975 - 1976

VOLUME

Motor Vehicle Thefts totaled 2,420 in 1976 compared 2,243 in 1975, marking an increase of 177 offenses. This offense accounted for 5.8 percent of the Crime Index offenses and 6.2 percent of the property crimes.

August recorded the highest number of offenses of Motor Vehicle Theft with 246 incidences.

TREND

Motor Vehicle Thefts increased 7.8 percent in 1976 and since 1972 has increased 26.9 percent.

MOTOR VEHICLE THEFT RATE

The Motor Vehicle Theft rate amounted to 132.8 offenses per 100,000 population. The rate for 1975 was 124.4 per 100,000 population. Since 1972, this motor vehicle theft rate has risen 22.0 percent.

NATURE OF MOTOR VEHICLE THEFT

Automobiles accounted for 1,760 offenses or 72.7 percent of the total motor vehicles stolen. This was a decrease from 74.2 percent in 1975. Trucks and buses amounted to 21.9 percent while other vehicles made up the remaining 3.9 percent.

The total value of the motor vehicle thefts were \$5,498,789 as compared to \$4,314,143 last year. The average value of a motor vehicle at the time of theft was \$2,272. There were 1,822 motor vehicles, or 75.2 percent, recovered valued at \$4,211,659. Of this 2,857.818 or 54.8 percent were recovered in the same jurisdiction from which they were stolen.

CLEARANCES

Of the total offenses, 548 were cleared either by arrest or exceptional clearance. While adults were responsible for 64.0 percent of the clearances, juveniles were involved in 36.0 percent. Juvenile participation in this offense increased 2.7 percent from 1975.

PERSONS ARRESTED

There were 575 arrests made for motor vehicle theft, an increase of 18.0 percent in the number of arrests made in 1975. Of the total arrested, 465, or 80.8 percent, were male and under 25.

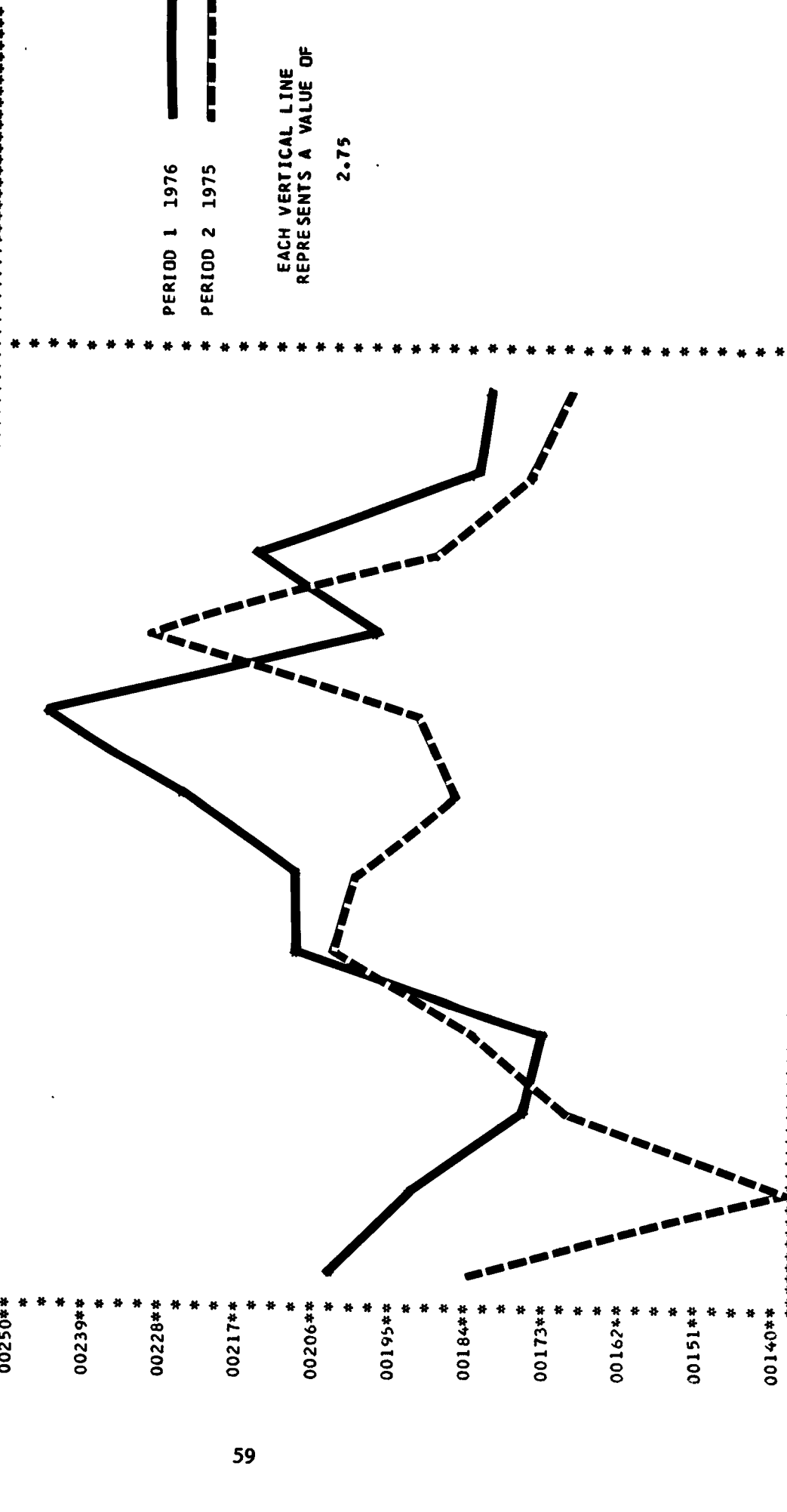
Juveniles accounted for 312 arrests, 54.2 percent, with the largest number of arrests for any age group being 17 (97 arrests).

Of the arrests made, 95.6 percent were white, 4.3 percent were Negro and the remaining .1 percent were under other races.

January - December 1976

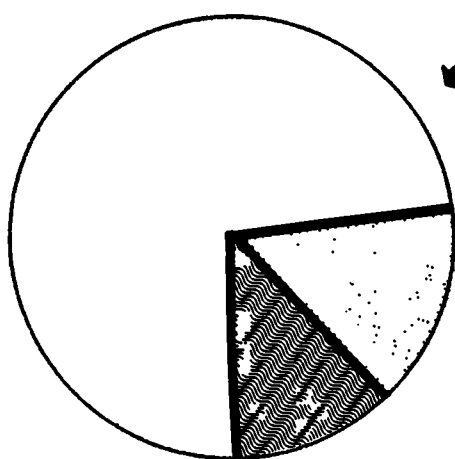
***** N U M B E R O F O F F E N S E S B Y M O N T H *****

PERIOD	JAN	FEB	MAR	APR	MAY	JUN	JUL	AUG	SEP	OCT	NOV	DEC	TOT	CRIME RATE	ADULT	JUVE
1	204	193	177	175	209	210	226	246	199	215	184	182	2420	1.31	351	197
2	186	140	172	186	204	202	187	193	231	192	178	172	2243	1.23	332	166
NUMERICAL CHANGE	18	53	5	11	5	8	39	53	32	23	6	10	177	.08	19	31
PERCENT CHANGE	9.7	37.9	2.9	5.9	2.5	4.0	20.9	27.5	13.9	12.0	3.4	5.8	7.9	6.5	5.7	18.7



MOTOR VEHICLES STOLEN AND RECOVERED

January - December 1976

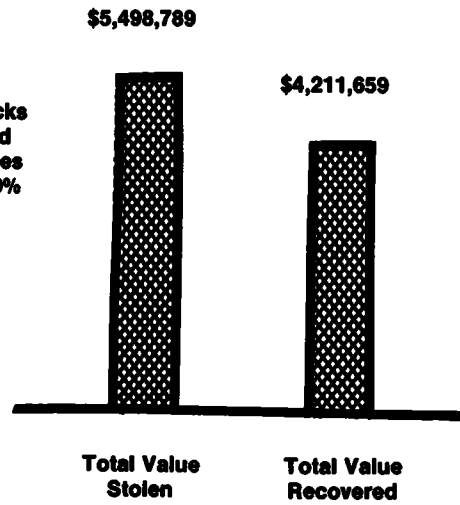


Other Vehicles
11.3%

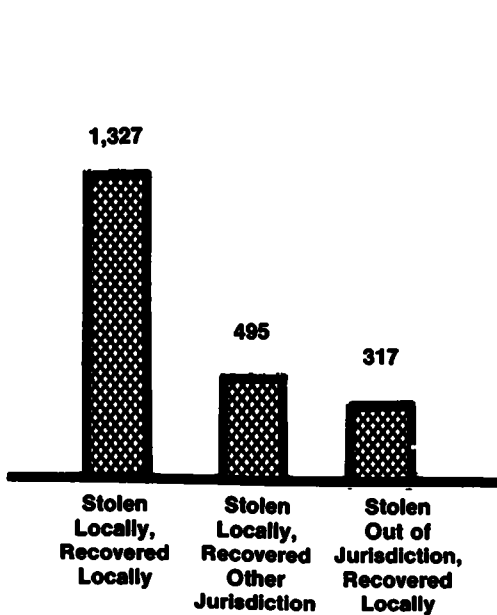
Autos
72.7%

Trucks and Buses
15.9%

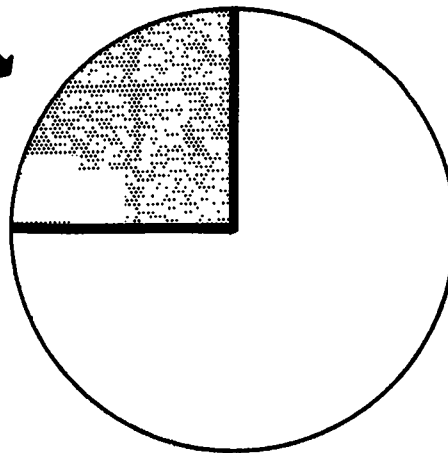
MOTOR VEHICLE THEFT VALUE



MOTOR VEHICLES RECOVERED



Not Recovered
24.8%



Recovered
75.2%

WEST VIRGINIA ARREST DATA

WEST VIRGINIA ARREST INFORMATION

The West Virginia Crime Reporting Program requires the daily and monthly reporting of data concerning persons arrested in the state. A record of total arrest activity for criminal acts in both Part I and Part II crime classes is received from 282 county, state and municipal law enforcement agencies and is analyzed and arranged according to age, sex and race of persons arrested. Traffic arrests, except Driving While Intoxicated, are not reported. A total of 78,348 arrests for Part I and Part II criminal offenses were reported during 1976. This was a decrease of 3,002 arrests over the 1975 figure of 81,350. Based on 1976 population estimates, there was a statewide arrest rate of 4,302.5 arrests per 100,000 persons in West Virginia. The arrest rate in 1975 was 4,511.7.

Since 1972, the number of persons arrested for Part I and Part II offenses has increased 24.1 percent while the arrest rate has increased 19.4 percent.

A person is counted on the monthly arrest report each time he or she is arrested or summoned. It should be kept in mind that the volume of arrests may vary from time to time due to the differences in local arrest procedures and policies. It should be noted that a person may be arrested several times during a given month for the same or different offenses. This occurs frequently for such crimes as drunkenness, disorderly conduct and similar offenses. A juvenile is counted as "arrested" when the circumstances are such that if he or she were an adult, an arrest would be counted or when police or other official action beyond a mere interview, warning or admonishment is taken.

These arrest figures do not indicate the number of individuals arrested or summoned since, as has been pointed out, one person may be arrested several times during the month. However, arrest information is useful in measuring the extent of law enforcement activity in a given geographical area as well as providing an index for measuring the involvement in criminal acts by the age, sex and race of the perpetrators.

Of all reported arrests for 1976, 12.5 percent were for Part I offenses (Murder, Manslaughter, Forcible Rape, Robbery, Felonious Assault, Breaking and Entering, Larceny — Theft and Motor Vehicle Theft). Analysis of Part I arrests indicates that Larceny, as in past years, comprised the highest percentage of all arrests for Part I crimes with 54.9 percent. The "drunkenness" category continues to record the highest percent of arrests for Part II offenses. In 1976, this offense accounted for 54.2 percent of all reported arrests for Part II crimes.

Juveniles were involved in 12.2 percent of the arrests in 1976 compared to 11.8 in 1975. This marked an increase of .4 percent of juvenile participation in criminal acts. Female arrests amounted to 11.9 percent of the total compared to 11.2 in 1975. Since 1972 female participation has increased 45.8 percent in Part I offenses and 15.3 percent for total Part I and Part II offenses.

Arrests by race show that 94.3 percent of the persons arrested were white while 5.5 were Negro. The remaining .2 percent came under other categories.

VIOLENT CRIME

Arrests for crimes of violence (Murder, Rape, Robbery and Felonious Assault) on a statewide basis accounted for 15.1 percent of all arrests for Part I and 1.8 percent of the total arrests for all offenses. A further evaluation indicates that arrests for Felonious Assault were the most frequent, representing 61.0 percent of the total arrests for violent crimes.

PROPERTY CRIME

Property crime arrests (Breaking and Entering, Larceny — Theft and Motor Vehicle Theft) comprised 84.8 percent of all arrests for Part I offenses and 10.6 percent of all arrests.

The highest percentage of property crime arrests, 64.7 percent, occurred in the larceny category.

NARCOTIC DRUG LAW ARRESTS

Information concerning arrests for narcotic drug law arrests is collected and analyzed according to specific drug categories. During 1976, a total of 1,974 arrests were made for narcotic drug law violations, a decrease of 85 arrests from 1975. Evaluation of data reported for 1976 discloses that 62.7 percent of all persons arrested for narcotic drug law violations were under 21 years of age. Moreover, 28.6 percent of those arrested were under 18 years of age. Analysis of individual drug categories showed that the highest percentage of arrests, 90.9 percent, involved marijuana. The lowest percentage of arrests occurred in the opium and cocaine category, amounting to only 1.7 percent.

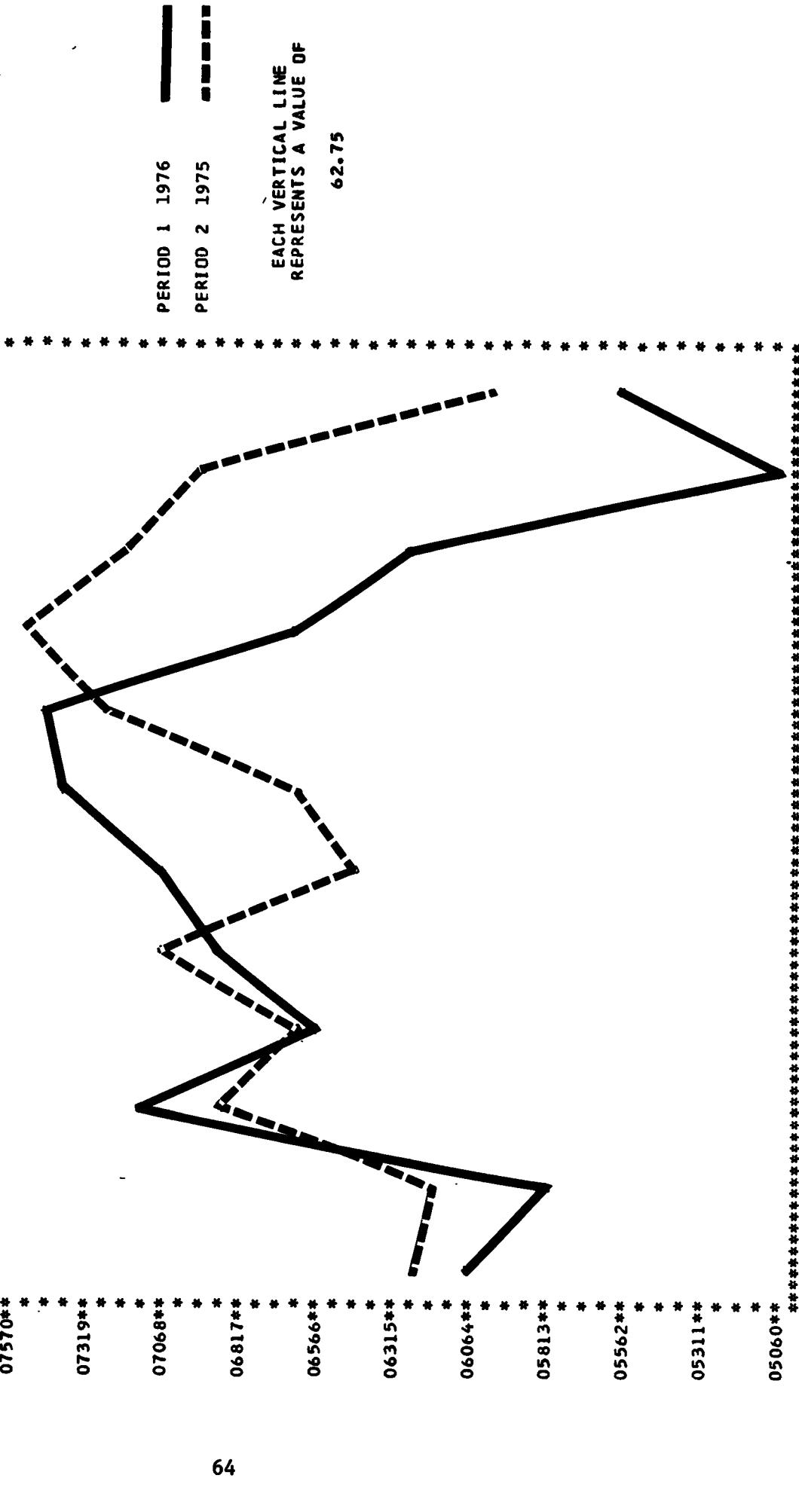
GAMBLING ARRESTS

Arrests for gambling offenses during 1976 amounted to 0.4 percent of all reported arrests for Part I and Part II offenses. Of those arrested for gambling, 92.6 percent were males. Persons under 18 years of age made up .2 percent of all gambling arrests. The highest percentage of arrests for gambling offenses, 15.3 percent, occurred in the 45-49 age category. A total of 365 gambling arrests were reported during 1976, a significant increase of 93 from the 1975 figure.

ARRESTS - PART I AND PART II

January - December 1976

	NUMBER OF ARRESTS BY MONTH												CRIME RATE	AGE CATEGORY		
	JAN	FEB	MAR	APR	MAY	JUN	JUL	AUG	SEP	OCT	NOV	DEC	TOT	*(1,000)*	ADULT	JUVE
PERIOD 1 76	6105	5865	7148	6622	6918	7127	7439	7480	6689	6295	5069	5591	78348	42.31	68731	9617
PERIOD 2 75	6287	6197	6910	6653	7112	6442	6641	7281	7560	7245	5979	6043	81350	44.74	71756	9594
NUMERICAL CHANGE	182	332	238	31	194	685	798	199	871	950	1910	452	3002	2.43	3025	23
PERCENT CHANGE	2.9	5.4	3.4	.5	2.7	10.6	12.0	2.7	11.5	13.1	27.4	7.5	3.7	5.4	4.2	.2

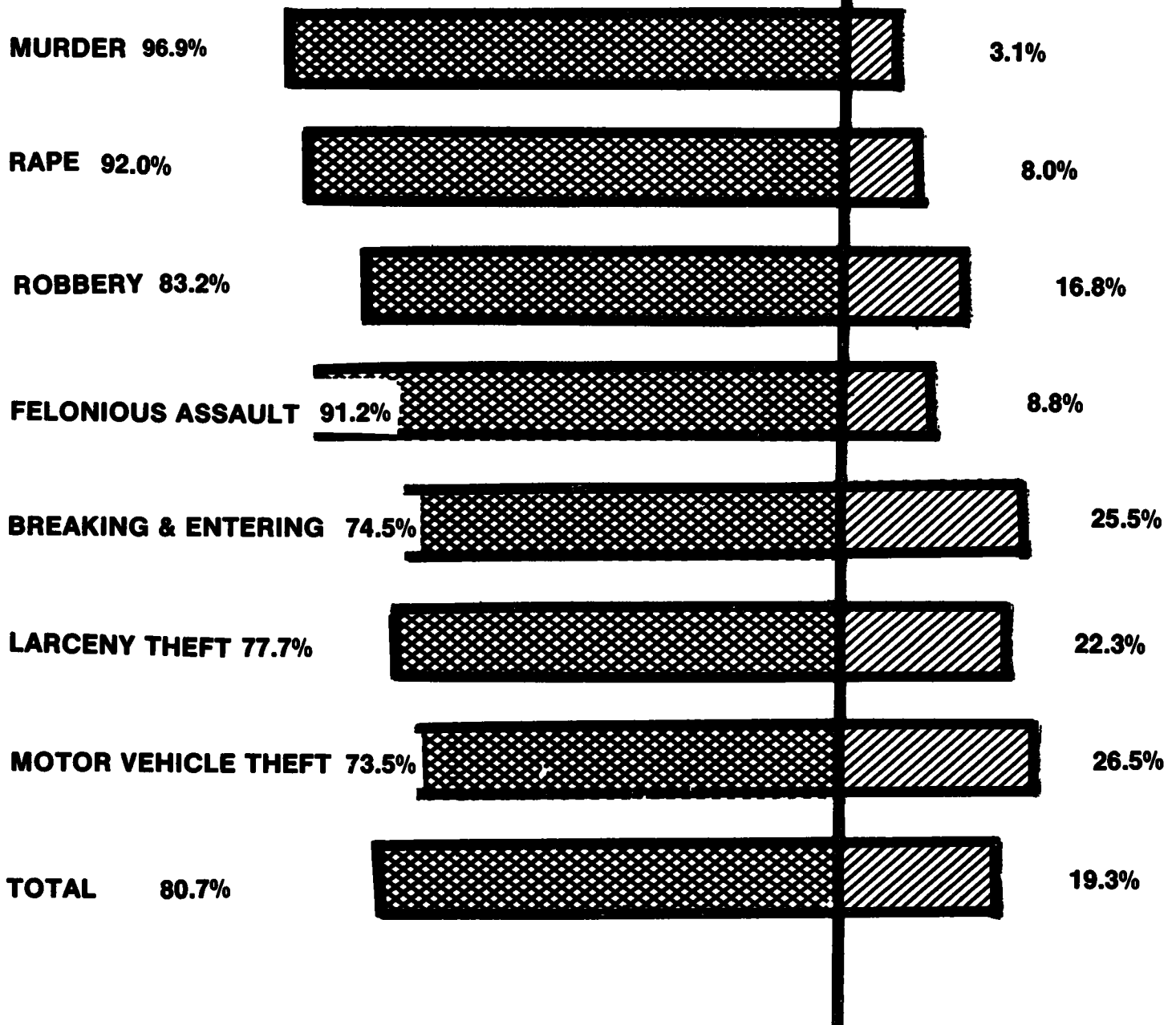


PERCENT ANALYSIS OF INDEX OFFENSES CLEARED BY ARREST

January - December 1976

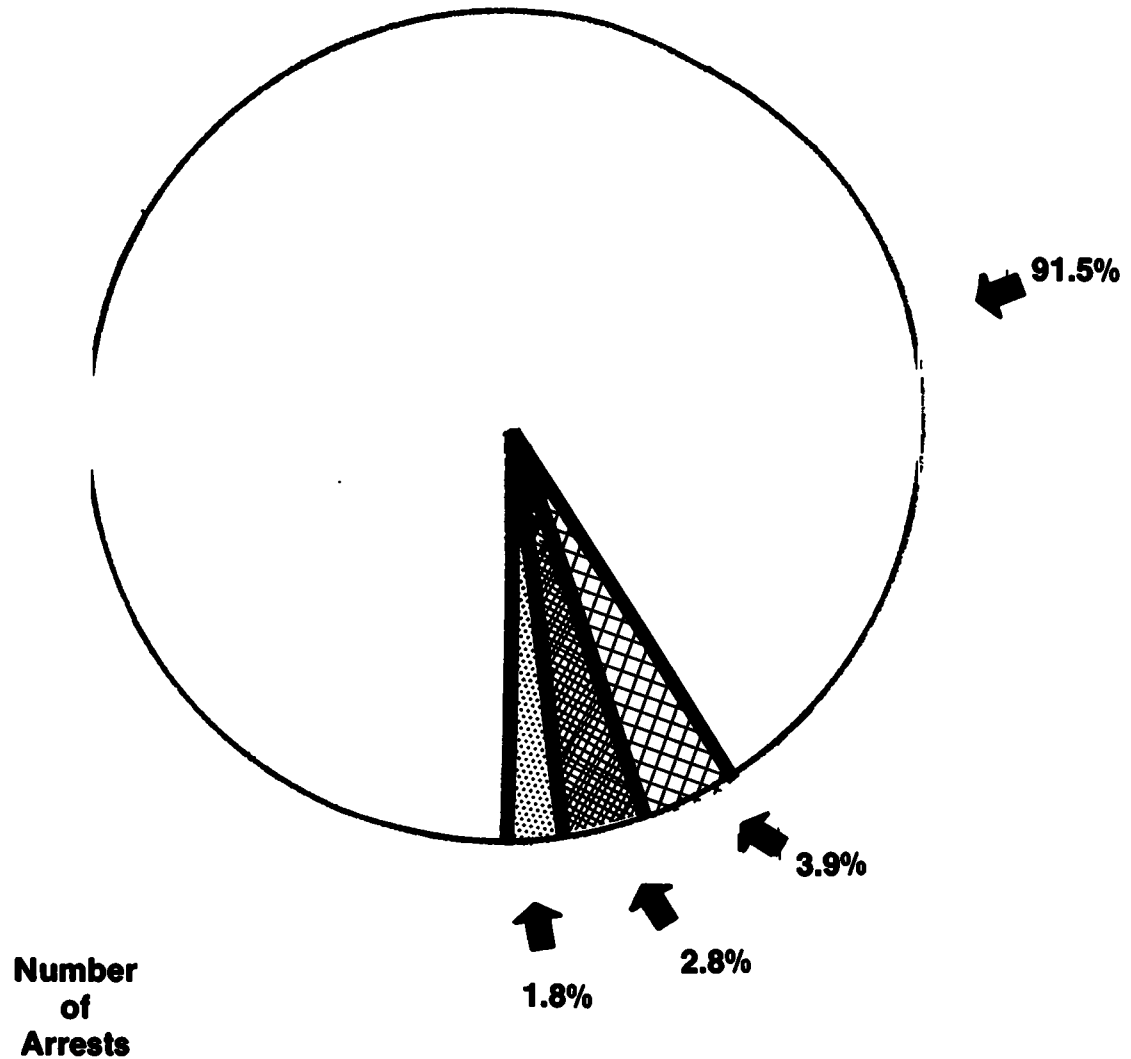
PERSONS AGE 18 AND OVER

PERSONS UNDER AGE 18



ANALYSIS OF NARCOTIC DRUG LAW ARRESTS

January - December 1976



Number of Arrests

35



Opium, Cocaine and Its Derivatives

1,806



Marijuana

55



Synthetic Narcotics

78



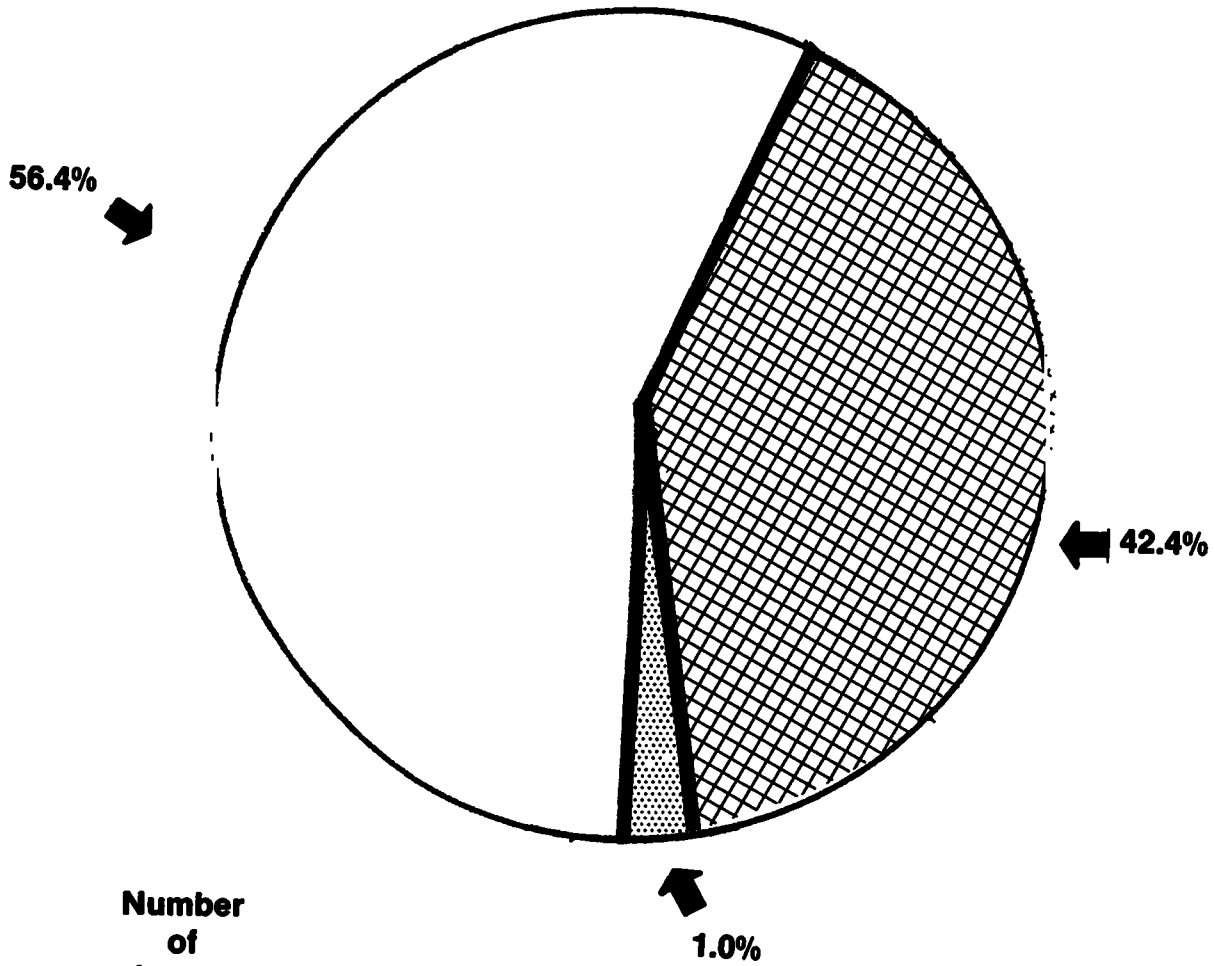
Other Non-Narcotic Drugs

1974

TOTAL NARCOTIC AND DRUG LAW ARRESTS

ANALYSIS OF GAMBLING ARRESTS

January - December 1976



**Number
of
Arrests**

4



Bookmaking - Horse and Sports Books

155



Numbers and Lottery

206



All Other Gambling

365

TOTAL GAMBLING ARRESTS

POLICE DISPOSITION OF JUVENILES ARRESTED

January - December 1976 - 1975

DISPOSITION	1976	PERCENT DISTRIBUTION	1975	PERCENT DISTRIBUTION
HANDLED WITHIN DEPARTMENT AND RELEASED	2,808	29.2%	2,982	31.1%
REFERRED TO JUVENILE COURT OR PROBATION DEPARTMENT	6,147	63.9%	6,069	63.2%
REFERRED TO OTHER POLICE AGENCY	100	1.1%	74	.08%
REFERRED TO WELFARE AGENCY	125	1.3%	156	1.6%
REFERRED TO CRIMINAL OR ADULT COURT	437	4.5%	313	3.3%
TOTAL	9,617	100.0%	9,594	100.0%

TOTAL WEST VIRGINIA ARRESTS

January - December 1976

ARREST CHARGE CLASSIFICATION	1976			1975		
	NUMBER OF ARREST	PERCENT DIST.	CRIME RATE PER 1000	NUMBER OF ARREST	PERCENT DIST.	CRIME RATE PER 1000
MURDER	106	.14	.05	99	.12	.05
MANSLAUGHTER	39	.05	.02	39	.05	.02
FURCIBLE KAPE	138	.18	.07	152	.19	.08
ROBBERY	296	.38	.15	441	.54	.24
FELONIOUS ASSAULT	906	1.16	.48	1,003	1.23	.55
BREAKING AND ENTERING	2,563	3.02	1.27	2,551	3.14	1.40
LARCENY-THEFT	5,399	6.89	2.91	5,108	6.28	2.80
MOTOR VEHICLE THEFT	575	.73	.31	487	.60	.26
SUBTOTAL FOR PART I ARRESTS	9,822	12.54	5.30	9,880	12.15	5.43
OTHER ASSAULTS	3,116	3.98	1.68	3,273	4.02	1.80
ARSON	88	.11	.04	118	.15	.06
FORGERY AND COUNTERFEITING	421	.54	.22	437	.54	.24
FRAUD	2,472	3.16	1.33	1,996	2.45	1.09
EMBEZZLEMENT	29	.04	.01	39	.05	.02
STOLEN PROPERTY: BUYING, REC., POSSESSION	433	.55	.23	369	.45	.20
VANDALISM	540	1.20	.50	896	1.10	.49
WEAPONS: CARRYING, POSSESSION, ETC.	1,042	1.33	.56	1,144	1.41	.62
PROSTITUTION AND COMMERCIALIZED VICE	153	.20	.08	116	.14	.06
SEX OFFENSES EXCEPT KAPE AND PROSTITUTION	180	.23	.09	224	.28	.12
NARCOTIC DRUG LAWS	1,974	2.52	1.06	2,059	2.53	1.13
GAMBLING	365	.47	.19	272	.33	.14
OFFENSES AGAINST FAMILY AND CHILDREN	443	1.08	.45	883	1.09	.48
DRIVING UNDER THE INFLUENCE	5,067	6.47	2.73	4,904	6.03	2.69
LIQUOR LAWS	568	.72	.30	606	.74	.33
DRUNKENNESS	37,156	47.42	20.06	39,431	48.47	21.68
DISORDERLY CONDUCT	2,057	2.63	1.11	2,050	2.52	1.12
VAGRANCY	96	.12	.05	85	.10	.04
ALL OTHER EXCEPT TRAFFIC	9,641	12.56	5.31	10,709	13.16	5.88
CURFEW AND LOITERING LAWS VIOLATIONS	513	.65	.27	648	.80	.35
RUNAWAYS	1,472	1.50	.63	1,211	1.49	.66
SUBTOTAL FOR PART II ARRESTS	68,526	87.46	37.00	71,470	87.85	39.30
TOTAL FOR PART I AND PART II ARRESTS	78,348	100.00	42.30	81,350	100.00	44.74

TOTAL ARRESTS BY RACE

January - December 1976

ARREST CHARGE CLASSIFICATION	1976					1975						
	WHITE	NEGRO	IND- IAN	CHIN- ESE	JAPAN ESE	OTHER	WHITE	NEGRO	IND- IAN	CHIN- ESE	JAPAN ESE	OTHER
MURDER	95	10				1	83	16				
MANSLAUGHTER	35	4					39					
FORCIBLE RAPE	116	22					129	23				
ROBBERY	223	70				3	334	107				
FELONIOUS ASSAULT	782	123				1	870	133				1
BREAKING AND ENTERING	2198	164	1				2316	234				2
LARCENY-THEFT	4921	465	2			11	4598	508				
MOTOR VEHICLE THEFT	550	25					461	24	2			
SUBTOTAL FOR PART I ARRESTS	8920	883	3			16	8830	1045	2			3
OTHER ASSAULTS	2796	319				1	2971	301				1
AKGUN	76	12					112	6				
FORGERY AND COUNTERFEITING	375	44				2	399	38				
FRAUD	2387	84		1			1912	83	1			
EMBEZZLEMENT	28	1					39					
STOLEN PROPERTY: BUYING, REC., POSSESSION	392	41					321	48				
VANDALISM	887	53					841	55				
WEAPONS: CARRYING, POSSESSION, ETC.	936	106					1020	123				1
PROSTITUTION AND COMMERCIALIZED VICE	140	13					108	8				1
SEX OFFENSES EXCEPT RAPE AND PROSTITUTION	172	8					212	11				1
NARCOTIC DRUG LAWS	1886	87				1	1922	137				
GAMBLING	336	29					254	14	4			
OFFENSES AGAINST FAMILY AND CHILDREN	803	40					841	42				2
DRIVING UNDER THE INFLUENCE	4877	189					4736	165	1			
LIQUOR LAWS	532	36					577	27	2			
DRUNKENNESS	35510	1637	1			8	37755	1658	8			8
DISORDERLY CONDUCT	1813	244					1818	226		3		3
VAGRANCY	87	9					72	13				
ALL OTHER EXCEPT TRAFFIC	9376	454				11	10120	585				3
CURFEW AND LOITERING LAWS VIOLATIONS	491	22					503	45				
RUNAWAYS	1125	46	1				1171	40				
SUBTOTAL FOR PART II ARRESTS	65025	3474	2			23	67804	3625	16	4		19
TOTAL FOR PART I AND PART II ARRESTS	73945	4357	5			39	76634	4670	18	4		22

TOTAL ARRESTS BY SEX

January - December 1976

ARREST CHARGE CLASSIFICATION	1976				1975			
	MALE ARRESTS	PERCENT MALE	FEMALE ARRESTS	PERCENT FEMALE	MALE ARRESTS	PERCENT MALE	FEMALE ARRESTS	PERCENT FEMALE
	MURDER	86	81.13	20	18.87	83	83.84	16
MANSLAUGHTER	36	92.31	3	7.69	36	92.31	3	7.69
FORCIBLE RAPE	138	100.00			147	96.71	5	3.29
ROBBERY	277	93.58	19	6.42	412	93.42	29	6.58
FELONIOUS ASSAULT	812	89.62	94	10.38	906	90.33	97	9.67
BREAKING AND ENTERING	2,259	95.60	104	4.40	2,415	94.67	136	5.33
LARCENY-THEFT	3,796	70.31	1,603	29.69	3,662	71.69	1,446	28.31
MOTOR VEHICLE THEFT	534	92.87	41	7.13	463	95.07	24	4.93
SUBTOTAL FOR PART I ARRESTS	7,938	80.82	1,684	19.18	8,124	82.23	1,756	17.77
OTHER ASSAULTS	2,772	88.96	344	11.04	2,937	89.73	336	10.27
ARSON	83	94.32	5	5.68	106	89.83	12	10.17
FORGERY AND COUNTERFEITING	335	79.57	86	20.43	335	76.66	102	23.34
FRAUD	1,488	60.19	584	39.81	1,230	61.62	766	38.38
EMBEZZLEMENT	22	75.86	7	24.14	29	74.36	10	25.64
STOLEN PROPERTY: BUYING, REC., POSSESSION	389	89.84	44	10.16	327	88.62	42	11.38
VANDALISM	848	90.21	92	9.79	834	93.08	62	6.92
WEAPONS: CARRYING, POSSESSION, ETC.	984	94.43	58	5.57	1,090	95.28	54	4.72
PROSTITUTION AND COMMERCIALIZED VICE	49	32.03	104	67.97	32	27.59	84	72.41
SEX OFFENSES EXCEPT RAPE AND PROSTITUTION	173	96.11	7	3.89	199	88.84	25	11.16
NARCOTIC DRUG LAWS	1,758	89.06	216	10.94	1,886	91.60	173	8.40
GAMBLING	338	92.60	27	7.40	253	93.01	19	6.99
OFFENSES AGAINST FAMILY AND CHILDREN	707	83.87	136	16.13	787	89.13	96	10.87
DRIVING UNDER THE INFLUENCE	4,836	95.44	231	4.56	4,669	95.21	235	4.79
LIQUOR LAWS	422	74.30	146	25.70	508	83.83	98	16.17
DRUNKENNESS	35,196	94.72	1,960	5.28	37,257	94.49	2,174	5.51
DISORDERLY CONDUCT	1,677	81.53	380	18.47	1,760	85.85	290	14.15
VAGRANCY	85	88.54	11	11.46	64	75.29	21	24.71
ALL OTHER EXCEPT TRAFFIC	8,053	81.83	1,788	18.17	8,823	82.39	1,886	17.61
CURFEW AND LOITERING LAWS VIOLATIONS	382	74.46	131	25.54	499	77.01	149	22.99
RUNAWAYS	472	40.27	700	59.73	497	41.04	714	58.96
SUBTOTAL FOR PART II ARRESTS	61,069	89.12	7,457	10.88	64,122	89.72	7,348	10.28
TOTAL FOR PART I AND PART II ARRESTS	69,007	88.08	9,341	11.92	72,246	88.81	9,104	11.19

ARRESTS BY AGE Persons Under 18 Year of Age

January - December 1976

ARREST CHARGE CLASSIFICATION	10 AND UNDER	11	13	15	16	17	TOTAL JUVENILE	TOTAL JUVENILE	PERCENT CHANGE
	1976	1976	1975	1975	1975	1975	1976	1975	
* MURDER	*	1*	2*	1*	1*	5*	10*	10*	.00
* MANSLAUGHTER	*	*	*	*	*	*	*	3*	**
* FUKTIOLE RAPE	*	*	3*	4*	2*	4*	13*	22*	40.91
* KCBDEKY	1*	3*	8*	14*	25*	29*	80*	89*	10.11
* FELONIOUS ASSAULT	1*	3*	8*	12*	27*	37*	88*	95*	7.37
* BREAKING AND ENTERING	40*	63*	188*	196*	276*	306*	1069*	1155*	7.45
* LARCENY THEFT	74*	174*	490*	372*	461*	455*	2262*	1908*	6.18
* AUTO THEFT	2*	9*	55*	77*	72*	97*	312*	246*	26.83
*** SUBTOTAL FOR PART I ARRESTS ***	118*	253*	754*	676*	864*	933*	3598*	3528*	1.98
* OTHER ASSAULTS	11*	27*	45*	35*	62*	95*	275*	279*	1.43
* ARSON	3*	5*	7*	6*	8*	3*	32*	42*	23.81
* FORGERY AND COUNTERFEITING	*	*	7*	8*	23*	22*	60*	70*	14.29
* FRAUD	*	1*	*	5*	6*	23*	35*	22*	59.09
* EMBEZZLEMENT	*	*	1*	*	*	1*	2*	2*	.00
* STOLEN PROPERTY: BUYING, RECEIVING, POSSESS.	*	2*	7*	18*	28*	29*	84*	83*	1.20
* VANDALISM	22*	31*	63*	44*	59*	73*	292*	320*	8.75
* WEAPONS: CARRYING, POSSESSION, ETC.	4*	4*	9*	16*	20*	24*	77*	64*	20.31
* PROSTITUTION AND COMMERCIALIZED VICE	*	*	*	*	*	*	*	2*	**
* SEX OFFENSES (EXCEPT F/RAPE, PROSTITUTION)	*	1*	5*	6*	7*	4*	23*	26*	11.54
* DRUG ABUSE VIOLATIONS	2*	3*	54*	102*	148*	259*	568*	491*	15.68
* GAMBLING	*	*	*	*	*	1*	1*	2*	50.00
* OFFENSES AGAINST FAMILY AND CHILDREN	1*	5*	49*	22*	30*	31*	138*	86*	60.47
* DRIVING UNDER THE INFLUENCE	1*	1*	*	1*	28*	55*	86*	65*	32.31
* LIQUOR LAWS	*	*	4*	7*	10*	30*	51*	25*	104.00
* DRUNKENNESS	2*	8*	68*	171*	330*	635*	1214*	1138*	6.68
* DISORDERLY	12*	14*	40*	34*	68*	96*	264*	259*	1.93
* VAGRANCY	*	*	*	1*	1*	2*	4*	3*	33.33
* ALL OTHER (EXCEPT TRAFFIC)	31*	50*	187*	219*	253*	388*	1128*	1228*	8.14
* CURFEW AND LOITERING LAW VIOLATIONS	5*	26*	83*	162*	131*	106*	513*	648*	20.83
* RUNAWAYS	10*	59*	303*	330*	292*	178*	1172*	1211*	3.22
*** SUBTOTAL FOR PART II ARRESTS ***	104*	237*	932*	1187*	1504*	2055*	6019*	6066*	.77
*** TOTAL PART I, II ARRESTS ***	222*	490*	1686*	1863*	2368*	2988*	9617*	9594*	.24

NARCOTIC DRUG LAW ARRESTS

Persons Under 18 Year of Age

January - December 1976

ARREST CHARGE CLASSIFICATION	10 AND UNDER	11	13	15	16	17	TOTAL JUVENILE	TOTAL JUVENILE	PERCENT CHANGE
	1976	1976	1975	1975	1975	1975	1976	1975	
* HEROIN, COCAINE AND THEIR DERIVATIVES	*	*	*	*	*	1*	1*	*	**
* MARIJUANA	*	*	12*	11*	24*	39*	86*	*	**
* SYNTHETIC NARCOTICS-MANUFACTURED	*	*	*	*	1*	1*	2*	*	**
* OTHER DANGEROUS NON-NARCOTIC DRUGS	*	*	*	2*	1*	3*	6*	*	**
*** SALE AND MANUFACTURING SUBTOTAL ***	*	*	12*	13*	26*	44*	95*	*	**
* HEROIN, COCAINE AND THEIR DERIVATIVES	*	*	*	2*	*	1*	3*	3*	.00
* MARIJUANA	2*	2*	33*	81*	117*	209*	444*	443*	.23
* SYNTHETIC NARCOTICS-MANUFACTURED	*	1*	2*	1*	1*	2*	7*	17*	58.82
* OTHER DANGEROUS NON-NARCOTIC DRUGS	*	*	7*	5*	4*	3*	19*	28*	32.14
*** DRUG POSSESSION SUBTOTAL ***	2*	3*	42*	89*	122*	215*	473*	491*	3.67
**** DRUG ABUSE VIOLATIONS TOTAL ****	2*	3*	54*	102*	148*	259*	568*	491*	15.68

ARRESTS BY AGE

Persons Over 18 Years of Age

January - December 1978

	18	19	20	21	22	23	24	25	30	35	40	45	50	55	60	65	TOTAL	TOTAL	PERCENT	
																OVER	ADULT	ADULT	CHANGE	
																1976	1975			
01A	1*	2*	1*	8*	6*	2*	4*	9*	14*	12*	8*	8*	10*	7*	2*	2*	96*	89*	7.87**	
01B	1*	2*	3*	2*	1*	4*	2*	7*	5*	1*	2*	2*	1*	3*	*	3*	39*	36*	8.33**	
02	7*	15*	6*	15*	8*	7*	6*	33*	10*	11*	4*	1*	2*	*	*	*	125*	130*	3.85**	
03	30*	22*	39*	29*	20*	16*	10*	24*	13*	9*	2*	3*	3*	2*	*	*	216*	352*	30.64**	
04	38*	54*	40*	35*	47*	52*	36*	134*	122*	62*	60*	39*	35*	32*	12*	14*	818*	908*	9.91**	
05	224*	176*	160*	115*	81*	67*	55*	187*	99*	36*	33*	26*	16*	13*	5*	1*	1294*	1396*	7.31**	
06	495*	409*	322*	237*	188*	158*	132*	438*	265*	169*	157*	113*	117*	71*	42*	60*	3373*	3200*	5.41**	
07	41*	46*	27*	21*	20*	11*	12*	43*	14*	18*	6*	6*	1*	2*	1*	*	263*	241*	9.13**	
1	837*	720*	592*	462*	371*	317*	257*	875*	542*	318*	278*	198*	185*	130*	62*	80*	6224*	6352*	2.02**	
08	126*	137*	181*	156*	135*	158*	157*	532*	365*	276*	213*	167*	113*	50*	38*	37*	2841*	2994*	5.11**	
09	5*	2*	2*	4*	3*	4*	4*	11*	6*	10*	1*	1*	*	*	3*	*	56*	76*	26.32**	
10	28*	35*	38*	20*	24*	29*	19*	85*	16*	14*	22*	12*	9*	8*	1*	1*	361*	367*	1.63**	
11	44*	98*	91*	103*	97*	94*	125*	571*	453*	296*	216*	132*	60*	35*	17*	5*	2437*	1974*	23.45**	
12	*	2*	2*	4*	1*	3*	1*	4*	4*	4*	*	1*	*	*	*	*	1*	27*	37*	27.03**
13	42*	51*	31*	12*	21*	16*	21*	66*	29*	24*	15*	5*	5*	5*	1*	5*	349*	286*	22.03**	
14	67*	61*	77*	43*	41*	36*	35*	95*	56*	37*	38*	24*	18*	8*	7*	5*	648*	576*	12.50**	
15	44*	54*	46*	49*	44*	45*	50*	159*	98*	93*	80*	56*	50*	41*	26*	30*	965*	1080*	10.65**	
16	7*	9*	15*	14*	11*	7*	12*	37*	9*	10*	5*	7*	4*	3*	1*	2*	153*	114*	34.21**	
17	11*	11*	14*	8*	7*	5*	8*	24*	18*	10*	13*	8*	9*	8*	1*	2*	157*	198*	20.71**	
18	237*	243*	191*	155*	130*	101*	78*	185*	41*	21*	6*	4*	5*	8*	*	1*	1406*	1568*	10.33**	
19	1*	3*	5*	3*	8*	5*	9*	33*	47*	39*	39*	56*	35*	30*	28*	23*	364*	270*	34.81**	
20	44*	27*	52*	34*	37*	36*	49*	122*	94*	74*	71*	23*	14*	12*	7*	9*	705*	797*	11.54**	
21	167*	193*	203*	216*	195*	181*	185*	721*	510*	528*	484*	437*	401*	283*	172*	105*	4981*	4839*	2.93**	
22	21*	25*	27*	17*	18*	9*	18*	50*	57*	47*	50*	47*	46*	37*	22*	26*	517*	581*	11.02**	
23	1432*	1413*	1401*	1295*	1232*	1124*	1052*	3831*	3149*	3155*	3594*	3702*	3781*	2782*	1694*	1305*	35942*	38293*	6.14**	
24	131*	166*	144*	137*	129*	127*	94*	282*	154*	103*	100*	89*	60*	36*	24*	17*	1793*	1791*	.11**	
25	9*	5*	4*	5*	4*	2*	2*	13*	8*	8*	9*	5*	5*	6*	3*	4*	92*	82*	12.20**	
26	550*	534*	543*	464*	436*	392*	387*	1416*	1039*	880*	633*	523*	373*	229*	143*	151*	8713*	9481*	8.10**	
28	*	*	*	*	*	*	*	*	*	*	*	*	*	*	*	*	*	*	**	*
29	*	*	*	*	*	*	*	*	*	*	*	*	*	*	*	*	*	*	**	*
1	2966*	3069*	3067*	2759*	2573*	2374*	2306*	8237*	6153*	5629*	5589*	5299*	4988*	3581*	2188*	1729*	62507*	65404*	4.43**	
2	3803*	3789*	3659*	3221*	2444*	2691*	2563*	9112*	6695*	5947*	5867*	5497*	5173*	3711*	2250*	1809*	68731*	71756*	4.22**	

NARCOTIC DRUG LAW ARRESTS

Persons Over 18 Years of Age

January - December 1978

	18	19	20	21	22	23	24	25	30	35	40	45	50	55	60	65	TOTAL	TOTAL	PERCENT
																OVER	ADULT	ADULT	CHANGE
																1976	1975		
18B	1*	3*	2*	3*	*	*	*	3*	2*	1*	1*	*	*	*	*	*	16*	*	**
18C	38*	44*	44*	21*	24*	23*	22*	39*	9*	5*	2*	*	1*	3*	*	*	275*	*	**
18D	1*	3*	1*	*	1*	*	*	2*	*	1*	*	*	*	*	*	*	9*	*	**
18E	5*	3*	3*	3*	*	*	1*	3*	1*	*	*	1*	*	*	*	*	20*	*	**
18 1	45*	53*	50*	27*	25*	23*	23*	47*	12*	7*	3*	1*	1*	3*	*	*	320*	*	**
18G	*	2*	5*	2*	1*	1*	2*	2*	*	*	*	*	*	*	*	*	15*	52*	71.15**
18H	187*	182*	125*	114*	95*	73*	50*	126*	25*	11*	3*	2*	3*	4*	*	1*	1001*	1365*	26.67**
18I	*	3*	6*	10*	4*	2*	1*	6*	3*	1*	*	*	1*	*	*	*	37*	57*	35.09**
18J	5*	3*	5*	2*	5*	2*	2*	4*	1*	2*	*	1*	*	1*	*	*	33*	94*	64.89**
18 1	192*	190*	141*	128*	105*	78*	55*	138*	29*	14*	3*	3*	4*	5*	*	1*	1086*	1568*	30.74**
18 2	237*	243*	191*	155*	130*	101*	78*	185*	41*	21*	6*	4*	5*	8*	*	1*	1406*	1568*	10.33**



LAW ENFORCEMENT EMPLOYEE DATA

POLICE EMPLOYEE DATA

The Uniform Crime Reporting Program in West Virginia incorporates the collection of pertinent data relating to the police of the state. Information regarding police employee strength, distributions, assaults against law enforcement officers and circumstances surrounding the killing of police officers are discussed in this section.

This information is submitted by county, municipal and state law enforcement agencies and compiled on an annual basis. Specific information concerning the number of law enforcement employees reflects the status as of October 31, 1976, and is limited to municipal, county and state law enforcement agencies currently reporting to the West Virginia UCR Program.

LAW ENFORCEMENT EMPLOYEE RATES

In 1976, the average number of full-time law enforcement employees (municipal police, state police and sheriffs) including civilian employees amounted to 1.7 employees for each 1,000 inhabitants of the State. This was the same as 1975. The employee rate on the basis of sworn personnel only (excluding civilian personnel) amounted to 1.3 officer per 1,000 persons, also the same as 1975.

The determination of police strength for any given area or municipality should be a subject for serious consideration. Such consideration, however, should be based on the numerous factors which create the need for police services. Some of these factors, discussed elsewhere in this publication, relate to size, density of population, geographic location, character, and proximity to metropolitan areas. The information in this section relates to reported police employee strength and should not be interpreted as recommended strength for any given municipality. Such determinations should be made after objectively evaluating the need for police services based on the above factors.

CIVILIAN EMPLOYEES

The personnel of each law enforcement agency differ as to the demands and responsibilities placed before them. Many police officers are fully occupied with clerical tasks and are not free to perform active police duties. This current upward trend in police agencies to perform clerical duties is in line with the thinking of many police administrators who recommend the use of civilians in this capacity, thus freeing the sworn personnel for actual police related services.

As of October 31, 1976, 641 or 21.2 percent of the total number of 3,012 police employees in West Virginia were civilians, a .2 percent overall increase from 1975

MUNICIPAL POLICE DEPARTMENTS

As of October 31, 1976, municipal police departments reported a total of 1,547 employees. This was a 9.1 percent decrease over the 1,703 employees of 1975. Of the total number of 1976 employees, 242 were civilians and 1,305 were sworn officers. This amounts to a ratio of 1.62 sworn officers for each 1,000 inhabitants (urban population only). The ratio for 1975 was 1.81 per 1,000 inhabitants.

When comparing the number of employees with the 1975 totals, decreases are noted in both categories. The number of civilian employees decreased 19.8 %, while the number of sworn officers decreased 7.3%.

COUNTY SHERIFF'S DEPARTMENTS

At the conclusion of October, 1976, there were 771 persons employed in West Virginia's 55 county sheriff's departments, a decrease of 2.0% over 1975. County sheriff's departments employed 173 civilians, amounting to 22.4% of their total work force. This is a 11.2% decrease from the number of civilians employed in 1975. During 1976 county sheriff's reported that they employed 598 sworn officers, a numerical increase of 6 over the number employed in 1975. The 1976 figure amounted to a rate of 58 sworn officers per 1,000 population, as compared to .57 during 1975. The compilation of the ratio of sworn personnel is based on the population of the rural areas of the counties and not the entire county census.

In an attempt at comparisons of employment levels of individual sheriff's departments with other agencies, consideration must be given to certain functions that are particular to a sheriff's department. The function of county sheriff's departments vary widely throughout the state. The operation of one sheriff's department may be limited exclusively to civil areas and the administration of the county jail, or they may be actively involved in criminal matters throughout the county. These functions are usually performed by sworn personnel, thereby presenting a misleading picture of the actual enforcement strength of the department.

STATE POLICE

The West Virginia State Police is empowered to provide all phases of law enforcement throughout the State. State Police reported that they employed a total of 694 personnel as of October 31, 1976. Of this total, 226 or 32.5%, were civilians. The Department of Public Safety employed a total of 468 sworn officer amounting to a ratio of .45 officers per 1,000 population (rural only).

LAW ENFORCEMENT OFFICERS KILLED AND ASSAULTED

The killing of a police officer has an effect on society which reaches far beyond the overt act. Such occurrences constitute an immediate threat to the well being of the community and a serious breach of the internal security of the country. Today, a young man who considers a career in law enforcement must also consider the very strong possibility of being killed or assaulted by a member of the very same society he is sworn to protect. This deplorable situation should be a subject of serious public concern, for in truth, an attack on a police officer is an attack on society. The violence directed against law enforcement officers acting in the line of duty is clearly demonstrated by the following summary information:

During 1976 a total of four (4) law enforcement officers were killed in the line of duty. The Calhoun County Sheriff was shot with a high powered rifle while serving a mental illness warrant. An offender forced his way into the Mason County Jail with a shotgun and detonated a suitcase of dynamite killing the Mason County Sheriff and two of his deputies.

A total of 265 law enforcement officers in West Virginia were reported assaulted in the line of duty during 1976, as compared to 178 assaults during 1975, and 222 in 1974.

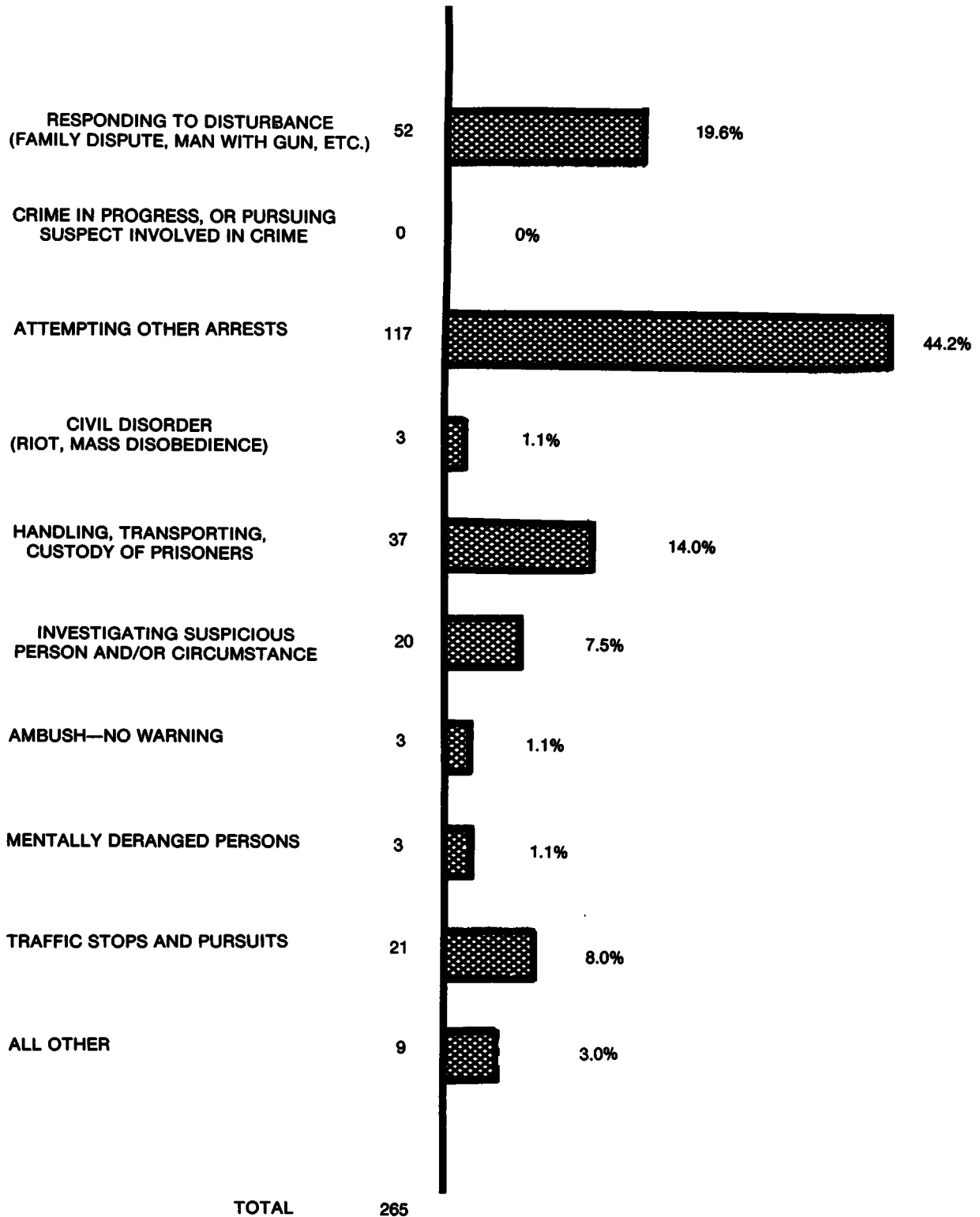
The rate of assaults on law enforcement officer for the State was 11.1 assaults for every 100 sworn officers, an increase of 4.1 percent from 1975. The assault rate for municipal police departments amounted to 17.7 per 100 officers with a rate for county sheriff's of 3.6 per 100 officers and the State Police rate was 3.2 per 100 officers.

Personal weapons (hands, fists, feet, etc.) were used in 87.9 percent of all assaults on law enforcement officers.

The greatest number of assaults, 44.1 percent, occurred while officers were attempting other arrests.

A total of 261 assaults on law enforcement officers were cleared during 1976, amounting to a 98.4 percent clearance rate, an increase of 7.4 percent from the 1975 clearance rate.

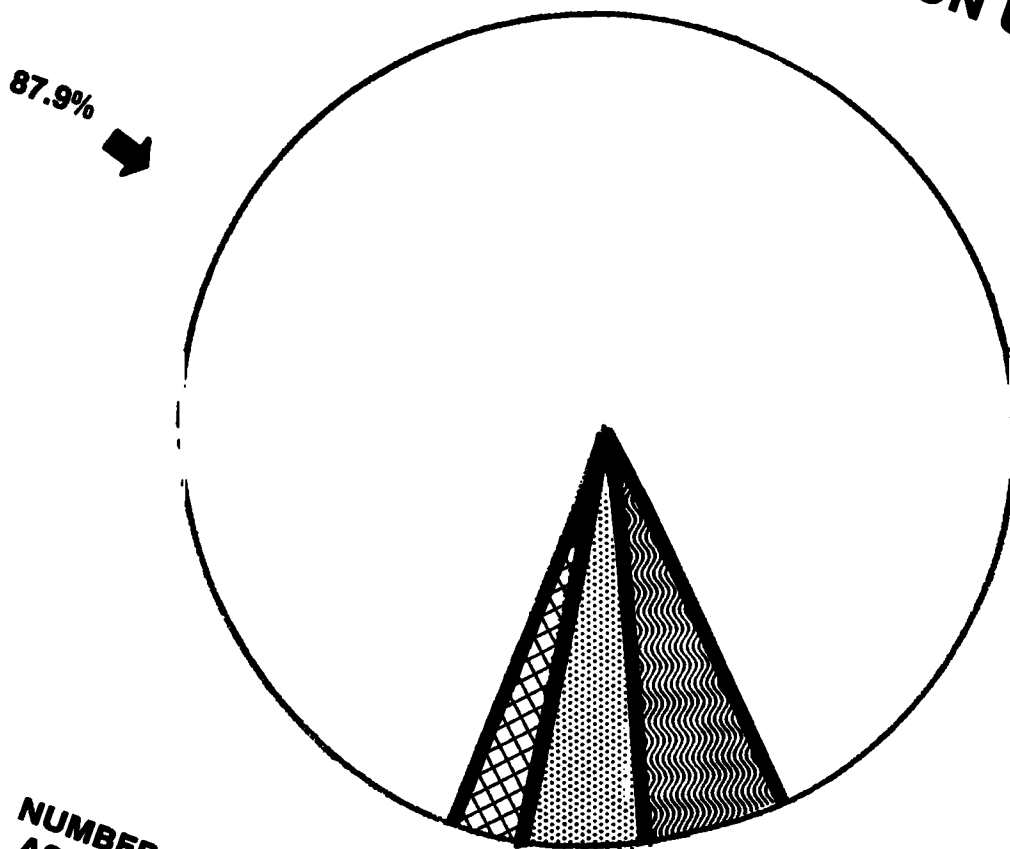
**ANALYSIS OF ASSAULTS ON LAW ENFORCEMENT OFFICERS, 1976
— PERCENT DISTRIBUTION BY TYPE OF ACTIVITY**



WEST VIRGINIA LAW ENFORCEMENT OFFICERS ASSAULTED

—BY TYPE OF WEAPON USED—

1976



NUMBER OF ASSAULTS

1.1%

5.6%

5.2%

15

WEAPON USED

3



Firearm

14



Knife Or Cutting Instrument

233



Other Dangerous Weapon

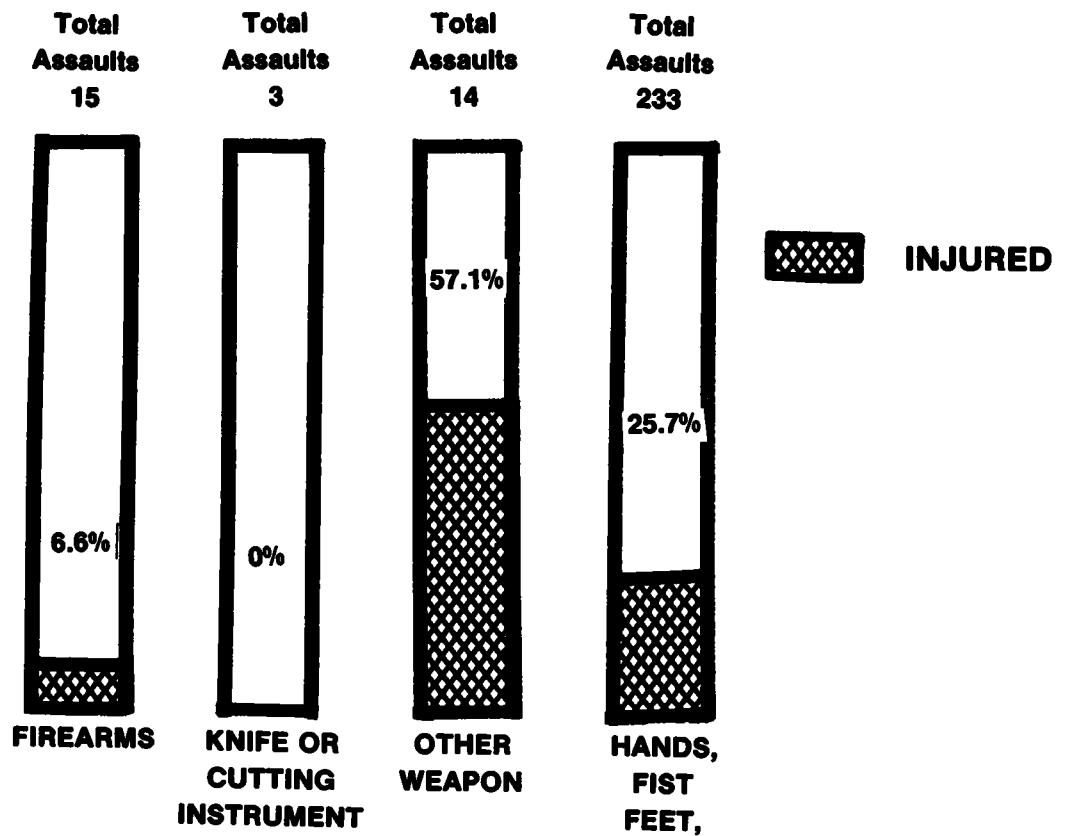
265 TOTAL ASSAULTS



Hands, Fist, Feet, Etc.

80

ANALYSIS OF ASSAULTS ON LAW ENFORCEMENT OFFICERS
Assaults with Personal Injury, By Type of Weapon

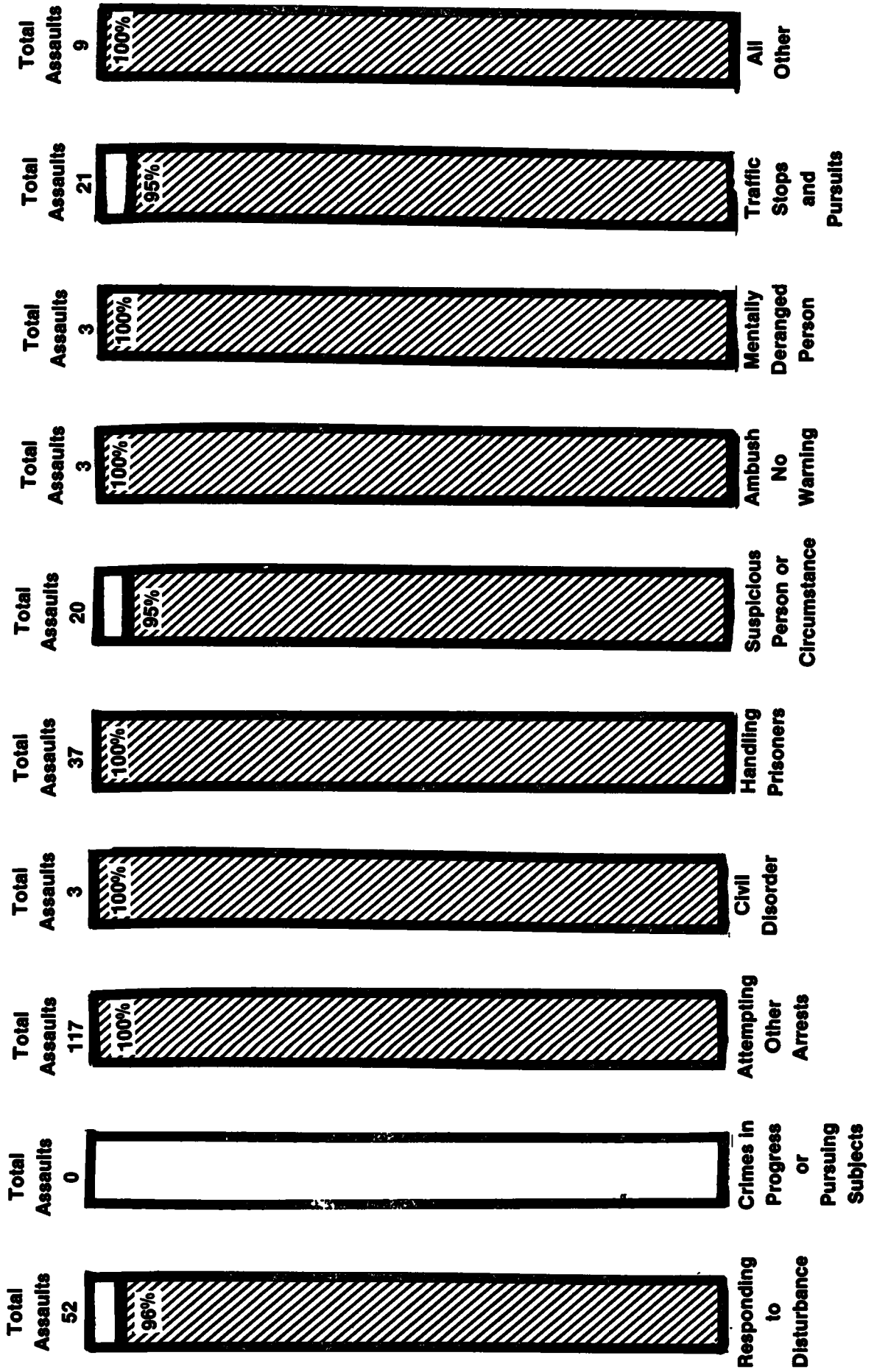


ASSAULTS BY TIME

Time of Assault	A.M.	P.M.
12:01 - 2:00	65	4
2:01 - 4:00	37	17
4:01 - 6:00	10	30
6:01 - 8:00	1	16
8:01 - 10:00	2	19
10:01 - 12:00	12	52
TOTAL	127	138

ANALYSIS OF ASSAULTS ON LAW ENFORCEMENT OFFICERS

Percent of Assaults Cleared — By Circumstance



PERCENT CLEARED



**WEST VIRGINIA
OFFENSE DATA
COUNTY-STATE-MUNICIPAL**

The computer generated output tables contained within this section were designed to facilitate quick reference of statistical crime information relative to the different reporting areas of the State of West Virginia. The data contained in each of the series of reports will be detailed on a page preceding each listing.

Each of the four reports are listed in county name sequence. Within each county, information is further detailed to show the activity experienced by reporting area, agency type and contributor. The general identifying descriptions which indicate the reporting areas are listed and defined as follows:

(Name) County Total — This line indicates the total activity of all reporting agencies within the indicated county. It may be expressed mathematically as:

County Total = Municipal + State Police + Sheriff

or

County Total = Municipal + Rural

Rural — This line indicates the total activity that was reported by rural law enforcement agencies within the indicated reporting area. It may be expressed mathematically as:

Rural = State + Sheriff

Sheriff — This line indicates the total activity reported by sheriff's offices within the indicated reporting area.

State Police — This line indicates the total activity reported by all State Police Detachments within the indicated reporting area. It may be expressed mathematically as:

State Police = State Police Detachment 1 + SPD2 + SPD3 +

Municipal — This line indicates the total activity reported by all municipal law enforcement agencies within the indicated reporting area. It may be expressed mathematically as:

Municipal = Municipality 1 + M2 + M3 +

(City Name) Police Department — This line indicates the total activity reported by the individually specific police department.

For comparative purposes, each reporting agency or area identified on the report details the activity experienced for the calendar year of 1976 and 1975 respectively. Also, the numerical difference and the percent change between the two years has been calculated and displayed on separate lines. All amounts are signed with a plus (+) or minus (-) sign to indicate whether the quantity has increased or decreased from 1975 to 1976. An asterisk (*) appearing on the percent change line indicates that due to no activity being reported for 1976, calculation of percent change was impossible.

It should be noted that statistics gathered under the Uniform Crime Reporting Program are submitted by the law enforcement agencies of West Virginia and project a state-wide view of crime. Awareness of the presence of certain crime factors, which may influence the resulting volume and type of statistics presented, is necessary if fair and equitable conclusions are to be drawn. These crime influencing factors are present, to some degree, in every community and their presence affects, in varying degrees, the crime experience of that community. Attempts at comparison of crime figures between communities should not be made without first considering the individual factors present in each community.

CRIME INDEX REPORT

The tabulations in this section indicate the volume and distribution of crime in West Virginia on the basis of a crime rate.

The Uniform Crime Reporting Program utilizes seven crime classifications to establish a rate to measure the trend and distribution of crime. The number of actual offenses of murder, forcible rape, robbery, felonious assault, burglary, larceny and motor vehicle theft are reflected in this report. The number of actual offenses of manslaughter and assaults (not aggravated) are not index offenses, thus counts of these offenses are not considered in this report.

Each heading contained in this report is defined below:

Population — Estimated population of the indicated reporting area. This information, representative of the year 1976, was provided through the assistance of the Federal Bureau of Investigation and the United States Bureau of Census.

Total Offenses— This is the sum total of the seven Index Offenses.

Total Cleared — The sum total of the seven Index cleared.

Percent Cleared — The percentage of Index Offenses cleared by arrest or exceptional clearance. The mathematical formula may be expressed as follows:

$$\text{Percent Cleared} = \frac{\text{Total Index Offenses Cleared}}{\text{Total Actual Index Offenses Reported}} \times 100$$

Crime Rate — This is sometimes referred to as a victim risk rate and is representative of the number of Index Offenses per 1,000 population.

Example - A crime rate of 10.00 would imply that 10.00 persons of each 1,000 population were the victim of an Index Offense.

The mathematical formula for calculating the crime rate of any reporting area may be expressed as follows:

$$\text{Crime Rate} = \frac{1,000}{\text{Area Population}} = \text{Reciprocal}^* \times \text{Total Actual Offenses}$$

$$\text{Crime Rate} = \frac{\text{Total Actual Offenses}}{\text{Area Population}} \times 1,000$$

*Reciprocals developed to five (5) decimal places.

The remaining columns of the report indicate the number of actual Index Offenses reported by category.

WEST VIRGINIA U C R CRIME INDEX REPORT

IDENTIFIER	POPULATION	CRIME RATE	TOTAL OFFEN	TOTAL CLEAR	PERCENT CLEAR	MURDER	RAPE	ROBBERY	FEL ASLT	BREAK ENTER	LARCENY THEFT	M/V THEFT

WEST VIRGINIA TOTAL	76 1,621,000	22.52	41717	9213	22.08	121	187	676	1728	10351	26234	2420
	75 1,803,000	20.68	37609	9266	24.63	132	170	817	1790	10546	21911	2243
	NUMERICAL CHANGE	18,000+	1,808+	4108+	5-	2.55-	11-	17+	141-	62-	195-	4323+
	PERCENT CHANGE	1.0+	8.9+	10.9+	.6-	10.4-	8.3-	10.0-	17.3-	3.5-	1.8-	19.7+

RURAL	76 1,017,704	12.71	12972	2826	21.78	93	90	173	562	4574	6516	964
	75 1,029,006	12.10	12482	2918	23.37	101	93	196	605	4732	5831	924
	NUMERICAL CHANGE	11,302-	.61+	490+	92-	1.59-	8-	3-	23-	43-	158-	685+
	PERCENT CHANGE	1.1-	5.0+	3.9+	3.2-	6.8-	7.9-	3.2-	11.7-	7.1-	3.3-	11.7+
SHERIFF'S	76 4768		1098	23.02		17	26	66	227	1716	2449	267
	75 4436		1158	26.10		27	39	65	236	1680	2139	250
	NUMERICAL CHANGE		332+	60-		10-	13-	1+	9-	36+	310+	17+
	PERCENT CHANGE		7.5+	5.2-		11.8-	37.0-	33.3-	1.5+	3.8-	2.1+	14.5+
STATE POLICE	76 8204		1728	21.06		76	64	107	335	2858	4067	697
	75 8046		1760	21.87		74	54	131	369	3052	3692	674
	NUMERICAL CHANGE		158+	32-		2+	10+	24-	34-	194-	375+	23+
	PERCENT CHANGE		2.0+	1.8-		3.7-	2.7+	18.5+	18.3-	9.2-	6.4-	10.2+
MUNICIPAL	76 803,296	35.64	28745	6387	22.21	28	97	503	1166	5777	19718	1456
	75 773,994	32.41	25127	6348	25.25	31	77	621	1185	5814	16080	1319
	NUMERICAL CHANGE	29,302+	3,23+	3618+	39+	3.05-	3-	20+	118-	19-	37-	3638+
	PERCENT CHANGE	3.8+	10.0+	14.4+	.6+	12.1-	9.7-	26.0+	19.0-	1.6-	.6-	22.6+

BARBOUR CTY TOTAL	76 15,862	3.90	62	14	22.58	0	2	1	1	28	27	3
	75 15,383	2.53	39	10	25.64	0	2	0	5	14	16	2
	NUMERICAL CHANGE	479+	1.37+	23+	4+	3.06-	0	0	1+	4+	14+	1+
	PERCENT CHANGE	3.1+	54.2+	59.0+	40.0+	11.9-			*	80.0-	100.0+	68.8+

RURAL	76 10,562	4.92	52	14	26.92	0	2	1	0	19	27	3
	75 10,387	3.27	34	10	29.41	0	2	0	5	12	13	2
	NUMERICAL CHANGE	175+	1.65+	18+	4+	2.49-	0	0	1+	7+	14+	1+
	PERCENT CHANGE	1.7+	50.5+	52.9+	40.0+	8.5-			*	58.3+	107.7+	90.0+
SHERIFF	76 9		5	55.55		0	0	0	0	3	5	1
	75 5		3	60.00		0	1	0	0	3	1	0
	NUMERICAL CHANGE		4+	2+	4.45-	0	1-	0	0	0	4+	1+
	PERCENT CHANGE		80.0+	66.7+	7.4-		*			.0	400.0+	*
STATE POLICE	76 43		9	20.93		0	2	1	0	16	22	2
	75 29		7	24.13		0	1	0	5	9	12	2
	NUMERICAL CHANGE		14+	2+	3.20-	0	1+	1+	5-	7+	10+	0
	PERCENT CHANGE		48.3+	28.6+	13.3-		100.0+	*	*	77.8+	83.3+	.0
MUNICIPAL	76 5,300	1.88	10	0	.00	0	0	0	1	9	0	0
	75 4,996	1.00	5	0	.00	0	0	0	0	2	3	0
	NUMERICAL CHANGE	304+	.88+	5+	0	.00	0	0	1+	7+	3-	0
	PERCENT CHANGE	6.1+	88.0+	100.0+					*	350.0+	*	
BELINGTON PD	76 2,000	.00	0	0	.00	0	0	0	0	0	0	0
	75 1,718	.00	0	0	.00	0	0	0	0	0	0	0
	NUMERICAL CHANGE	282+	.00	0	.00	0	0	0	0	0	0	0
	PERCENT CHANGE	16.4+										
PHILIPPI PD	76 3,300	3.03	10	0	.00	0	0	0	1	9	0	0
	75 3,278	1.52	5	0	.00	0	0	0	0	2	3	0
	NUMERICAL CHANGE	22+	1.51+	5+	0	.00	0	0	1+	7+	3-	0
	PERCENT CHANGE	.7+	99.3+	100.0+					*	350.0+	*	

BERKELEY CTY TOTAL	76 42,000	27.79	1168	232	19.86	0	3	13	42	341	716	53
	75 40,419	23.25	940	224	23.82	2	4	17	31	338	504	44
	NUMERICAL CHANGE	1,581+	4.54+	228+	8+	3.96-	2-	1-	4-	11+	3+	212+
	PERCENT CHANGE	3.9+	19.5+	24.3+	3.6+	16.6-	*	25.0-	23.5-	35.5+	.9+	42.1+

RURAL	76 27,927	21.90	612	74	12.09	0	0	2	7	251	319	33
	75 26,444	24.08	637	92	14.44	2	1	8	22	275	298	31
	NUMERICAL CHANGE	1,483+	2.18-	25-	18-	2.35-	2-	1-	6-	15-	24-	2+
	PERCENT CHANGE	5.6+	9.1-	3.9-	19.6-	16.3-	*	*	75.0-	68.2-	8.7-	6.5+
SHERIFF	76 429		62	14.45		0	0	0	7	172	236	14
	75 386		63	16.32		1	0	6	17	158	192	12
	NUMERICAL CHANGE		43+	1-	1.87-	1-	0	6-	10-	14+	44+	2+
	PERCENT CHANGE		11.1+	1.6-	11.5-	*		*	58.8-	8.9+	22.9+	16.7+
STATE POLICE	76 183		12	6.55		0	0	2	0	79	83	19
	75 251		29	11.55		1	1	2	5	117	106	19
	NUMERICAL CHANGE		68-	17-	5.00-	1-	1-	0	5-	38-	23-	0
	PERCENT CHANGE		27.1-	58.6-	43.3-	*	*	.0	*	32.5-	21.7-	.0
MUNICIPAL	76 14,073	39.50	556	158	28.41	0	3	11	35	90	397	20
	75 13,975	21.67	303	132	43.56	0	3	9	9	63	206	13
	NUMERICAL CHANGE	98+	17.83+	253+	26+	15.15-	0	0	2+	26+	27+	191+
	PERCENT CHANGE	.7+	82.3+	83.5+	19.7+	34.8-		.0	22.2+	288.9+	42.9+	92.7+
MARTINSBURG PD	76 14,073	39.50	556	158	28.41	0	3	11	35	90	397	20
	75 13,975	21.67	303	132	43.56	0	3	9	9	63	206	13
	NUMERICAL CHANGE	98+	17.83+	253+	26+	15.15-	0	0	2+	26+	27+	191+
	PERCENT CHANGE	.7+	82.3+	83.5+	19.7+	34.8-		.0	22.2+	288.9+	42.9+	92.7+

BOONE CTY TOTAL	76 35,000	6.54	229	43	18.77	1	1	3	4	78	116	26
	75 27,449	8.05	221	55	24.88	4	1	2	6	76	116	16
	NUMERICAL CHANGE	7,551+	1.51-	8+	12-	6.11-	3-	0	1+	2+	0	10+
	PERCENT CHANGE	27.5+	18.8-	3.6+	21.8-	24.6-	75.0-	.0	50.0+	33.3-	2.6+	62.5+

RURAL	76 31,200	6.12	191	34	17.80	1	1	2	3	64	96	24
	75 23,896	7.65	183	36	19.67	4	1	1	2	64	97	14
	NUMERICAL CHANGE	7,304+	1.53-	8+	2-	1.87-	3-	0	1+	0	1-	10+
	PERCENT CHANGE	30.6+	20.0-	4.4+	5.6-	9.5-	75.0-	.0	100.0+	50.0+	.0	1.0-
SHERIFF	76 1		1	100.00		0	0	0	0	1	0	0
	75 3		2	66.66		1	0	0	0	0	2	0
	NUMERICAL CHANGE		2-	1-	33.34+	1-	0	0	0	1+	2-	0
	PERCENT CHANGE		66.7-	50.0-	50.0+	*			*	*	*	
STATE POLICE	76 190		33	17.36		1	1	2	3	63	96	24
	75 180		34	18.88		3	1	1	2	64	95	14
	NUMERICAL CHANGE		10+	1-	1.52-	2-	0	1+	1+	1-	1+	10+
	PERCENT CHANGE		5.6+	2.9-	8.1-	66.7-	.0	100.0+	50.0+	1.6-	1.1+	71.4+

WEST VIRGINIA UCR CRIME INDEX REPORT

IDENTIFIER	POPULATION	CRIME RATE	TOTAL OFFEN	TOTAL CLEARED	PERCENT CLEARED	MURDER	RAPE	ROBBERY	FEL ASSTLT	BREAK ENTER	LARCENY THEFT	M/V THEFT
MUNICIPAL 76	3,400	6.94	36	4	23.68	0	0	1	1	14	20	2
75	3,553	10.69	38	19	50.00	0	0	1	4	12	19	2
NUMERICAL CHANGE	247+	.70-	0	10-	26.32-	0	0	0	3-	2+	1+	0
PERCENT CHANGE	7.0+	4.5-	.0	52.6-	52.6-			.0	75.0-	16.7+	5.3+	.0
MADISON PL 76	2,600	10.71	30	7	23.33	0	0	1	1	13	13	2
75	2,700	11.05	32	18	56.25	0	0	1	4	10	15	2
NUMERICAL CHANGE	100+	1.14+	2-	11-	32.92-	0	0	0	3-	3+	2-	0
PERCENT CHANGE	3.7+	9.6-	6.3-	61.1-	58.5-			.0	75.0-	30.0+	13.3-	.0
WHITESVILLE PL 76	1,000	8.00	8	2	25.00	0	0	0	0	1	7	0
75	853	7.03	6	1	16.66	0	0	0	0	2	4	0
NUMERICAL CHANGE	147+	.97+	2+	1+	8.34+	0	0	0	0	1-	3+	0
PERCENT CHANGE	17.2+	13.8+	33.3+	100.0+	50.1+					50.0-	75.3+	

BRAXTON CTY TOTAL 76	14,000	7.28	102	39	38.23	0	0	3	3	32	58	6
75	14,021	7.77	109	36	33.02	0	0	1	6	53	46	3
NUMERICAL CHANGE	21-	.49-	7-	3+	5.21+	0	0	2+	3-	21-	12+	3+
PERCENT CHANGE	.1-	6.3-	6.4-	8.3+	15.8+			200.0+	50.0-	39.6-	26.1+	100.0+

RURAL 76	10,802	6.85	74	31	41.89	0	0	1	3	23	43	4
75	10,768	6.77	73	26	35.61	0	0	0	3	30	38	2
NUMERICAL CHANGE	34+	.08+	1+	5+	6.28+	0	0	1+	0	7-	5+	2+
PERCENT CHANGE	.3+	1.2+	1.4+	19.2+	17.6+			*	.0	23.3-	13.2+	100.0+
SHERIFF 76			8	1	12.50	0	0	0	0	6	2	0
75			9	3	33.33	0	0	0	1	3	5	0
NUMERICAL CHANGE			1-	2-	20.83-	0	0	0	1-	3+	3-	0
PERCENT CHANGE			11.1-	66.7-	62.5-			*	100.0+	60.0-		
STATE POLICE 76			66	30	45.45	0	0	1	3	17	41	4
75			64	23	35.93	0	0	0	2	27	33	2
NUMERICAL CHANGE			2+	7+	9.52+	0	0	1+	1+	10-	8+	2+
PERCENT CHANGE			3.1+	30.4+	26.5+			* 50.0+	37.0-	24.2+	100.0+	
MUNICIPAL 76	3,198	8.75	28	8	28.57	0	0	2	0	9	15	2
75	3,253	11.06	36	10	27.77	0	0	1	3	23	8	1
NUMERICAL CHANGE	55-	2.31-	8-	2-	.80+	0	0	1+	3-	14-	7+	1+
PERCENT CHANGE	1.7-	20.9-	22.2-	20.0-	2.9+			100.0+	*	60.9-	87.5+	100.0+
GASSAWAY PD 76	1,385	6.49	9	0	66.66	0	0	2	0	0	6	1
75	1,387	9.37	13	9	69.23	0	0	1	3	5	3	1
NUMERICAL CHANGE	2-	2.88-	4-	3-	2.57-	0	0	1+	3-	5-	3+	0
PERCENT CHANGE	.1-	30.7-	30.8-	33.3-	3.7-			100.0+	*	* 100.0+		.0
SUTTON PD 76	1,139	16.68	19	2	10.52	0	0	0	0	9	9	1
75	1,141	19.28	22	1	4.54	0	0	0	0	18	4	0
NUMERICAL CHANGE	2-	2.60-	3-	1+	5.98+	0	0	0	0	9-	5+	1+
PERCENT CHANGE	.2-	13.5-	13.6-	100.0+	131.7+					50.0-	125.0+	*
BURNSVILLE PD 76	674	.00	0	0	.00	0	0	0	0	0	0	0
75	725	1.37	1	0	.00	0	0	0	0	0	1	0
NUMERICAL CHANGE	51-	1.37-	1-	0	.00	0	0	0	0	0	1-	0
PERCENT CHANGE	7.0-	.0	*								*	

BROOKE CTY TOTAL 76	25,922	17.12	444	33	7.43	4	0	4	0	119	295	22
75	25,538	13.50	345	54	15.65	0	0	0	9	104	200	32
NUMERICAL CHANGE	384+	3.62+	99+	21-	8.22-	4+	0	4+	9-	15+	95+	10-
PERCENT CHANGE	1.5+	26.8+	28.7+	38.9-	52.5-			*	*	14.4+	47.5+	31.3-

RURAL 76	16,622	13.59	226	18	7.96	4	0	2	0	65	148	7
75	16,861	12.57	212	50	23.58	0	0	0	9	63	118	22
NUMERICAL CHANGE	239-	1.02+	14+	32-	15.62-	4+	0	2+	9-	2+	30+	15-
PERCENT CHANGE	1.4-	8.1+	6.6+	64.0-	66.2-	*		*	*	3.2+	25.4+	68.2-
SHERIFF 76			211	15	7.10	2	0	1	0	56	148	4
75			186	45	24.19	0	0	0	9	52	110	15
NUMERICAL CHANGE			25+	30-	17.09-	2+	0	1+	9-	4+	38+	11-
PERCENT CHANGE			13.4+	66.7-	70.6-	*		*	*	7.7+	34.5+	73.3-
STATE POLICE 76			15	3	20.00	2	0	1	0	9	0	3
75			26	5	19.23	0	0	0	0	11	8	7
NUMERICAL CHANGE			11-	2-	.77-	2+	0	1+	0	2-	8-	4-
PERCENT CHANGE			42.3-	40.0-	4.0+	*		*	*	18.2-	*	57.1-
MUNICIPAL 76	9,300	23.43	218	15	6.88	0	0	2	0	54	147	15
75	8,677	15.32	133	4	3.00	0	0	0	0	41	82	10
NUMERICAL CHANGE	623+	8.11+	85+	11+	3.88+	0	0	2+	0	13+	65+	5+
PERCENT CHANGE	7.2+	52.9+	63.9+	275.0+	129.3+			*		31.7+	79.3+	50.0+
FOLLANSBEE PD 76	4,500	21.77	98	0	.00	0	0	0	0	15	78	5
75	3,972	13.59	54	0	.00	0	0	0	0	21	30	3
NUMERICAL CHANGE	528+	8.18+	44+	0	.00	0	0	0	0	6-	48+	2+
PERCENT CHANGE	13.3+	60.2+	81.5+							28.6-	160.0+	66.7+
WELLSBURG FD 76	4,800	24.99	120	15	12.50	0	0	2	0	39	69	10
75	4,705	16.78	79	4	5.06	0	0	0	0	20	52	7
NUMERICAL CHANGE	95+	8.21+	41+	11+	7.44+	0	0	2+	0	19+	17+	3+
PERCENT CHANGE	2.0+	48.9+	51.9+	275.0+	147.0+			*		95.0+	32.7+	42.9+

CABELL CTY TOTAL 76	110,563	61.15	6765	1988	29.38	9	24	154	467	1402	4435	274
75	111,565	60.45	6747	2071	30.69	7	33	164	608	1323	4391	221
NUMERICAL CHANGE	1,002-	.70-	18+	83-	1.31-	2+	9-	10-	141-	79+	44+	53+
PERCENT CHANGE	.9-	1.2+	.3+	4.0-	4.3-	28.6+	27.3-	6.1-	23.2-	6.0+	1.0+	24.0+

RURAL 76	29,760	36.15	1076	350	33.08	0	4	16	75	222	717	42
75	35,138	32.17	1131	349	30.85	1	4	11	44	251	782	38
NUMERICAL CHANGE	5,378-	3.98+	55-	7+	2.23+	1-	0	5+	31+	29-	65-	4+
PERCENT CHANGE	15.3-	12.4+	4.9-	2.0+	7.2+	*	.0	45.5+	70.5+	11.6-	8.3-	10.5+
SHERIFF 76			792	328	41.41	0	3	8	73	165	524	19
75			730	276	37.80	1	2	7	40	179	485	16
NUMERICAL CHANGE			62+	52+	3.61+	1-	1+	1+	33+	14-	39+	3+
PERCENT CHANGE			8.5+	18.6+	9.6+	*	50.0+	14.3+	82.5+	7.8-	8.0+	18.8+
STATE POLICE 76			284	26	9.85	0	1	8	2	57	193	23
75			401	75	18.20	0	2	4	4	72	297	22
NUMERICAL CHANGE			117-	49-	8.35-	0	1-	4+	2-	15-	104-	1+
PERCENT CHANGE			29.2-	61.6-	45.9-		50.0-	100.0+	50.0-	20.8-	35.0-	4.5+

WEST VIRGINIA LOCAL CRIME INDEX REPORT

IDENTIFIABLE	POPULATION	CRIME RATE	TOTAL OFFEN	TOTAL CLEARED	PERCENT CLEARED	MURDER	RAPE	ROBBERY	FEL ASSLT	BREAK ENTER	LARCENY THEFT	M/V THEFT
MUNICIPAL 76	80,803	70.37	5689	1632	28.68	9	20	138	392	1180	3718	232
75	70,427	73.45	5016	1724	30.46	6	29	153	564	1072	3609	183
NUMERICAL CHANGE	4,376+	3.08-	73+	90-	1.98-	3+	9-	15-	172-	108+	109+	49+
PERCENT CHANGE	5.7+	4.2-	1.3+	5.2-	6.5-	50.0+	31.0-	9.8-	30.5-	10.1+	3.0+	26.8+
BARBOURSVILLE PD 76	2,400	11.78	33	5	15.15	0	1	1	1	5	24	1
75	2,265	11.04	25	4	16.00	0	0	0	0	5	20	0
NUMERICAL CHANGE	135+	0.75+	8+	1+	0.85-	0	1+	1+	1+	0	4+	1+
PERCENT CHANGE	23.0+	6.8+	32.0+	25.0+	5.3-	*	*	*	*	0	20.0+	*
HUNTINGTON PD 76	74,420	72.85	5425	1595	29.40	9	19	137	383	1137	3516	224
75	70,757	75.63	5353	1695	31.66	6	29	153	561	985	3439	180
NUMERICAL CHANGE	3,663+	2.78-	72+	100-	2.26-	3+	10-	16-	178-	152+	77+	44+
PERCENT CHANGE	5.2+	3.7-	1.3+	5.9-	7.1-	50.0+	34.5-	10.5-	31.7-	15.4+	2.2+	24.4+
MILTON PD 76	1,568	24.87	39	12	30.76	0	0	0	0	4	31	4
75	1,587	13.23	21	9	42.85	0	0	0	0	6	12	3
NUMERICAL CHANGE	19-	11.64+	18+	3+	12.09-	0	0	0	0	2-	19+	1+
PERCENT CHANGE	1.2-	88.0+	85.7+	33.3+	28.2-	*	*	*	*	33.3-	158.3+	33.3+
MU SECURITY POLICE 76	2,015	95.28	192	20	10.41	0	0	0	8	34	147	3
75	1,818	119.36	217	14	6.45	0	0	0	3	76	138	0
NUMERICAL CHANGE	197+	24.08-	25-	6+	3.96+	0	0	0	5+	42-	9+	3+
PERCENT CHANGE	10.8+	20.2-	11.5-	42.9+	61.4+	*	*	*	166.7+	55.3-	6.5+	*

CALHOUN CTY TOTAL 76	6,990	9.29	65	32	49.23	2	0	3	11	18	25	6
75	7,440	6.85	51	31	60.78	1	0	1	9	13	24	3
NUMERICAL CHANGE	450-	2.44+	14+	1+	11.55-	1+	0	2+	2+	5+	1+	3+
PERCENT CHANGE	6.0-	35.6+	27.5+	3.2+	19.0-	100.0+	200.0+	22.2+	38.5+	4.2+	100.0+	*

RURAL 76	6,201	10.48	65	32	49.23	2	0	3	11	18	25	6
75	6,601	7.72	51	31	60.78	1	0	1	9	13	24	3
NUMERICAL CHANGE	400-	2.76+	14+	1+	11.55-	1+	0	2+	2+	5+	1+	3+
PERCENT CHANGE	6.1-	35.8+	27.5+	3.2+	19.0-	100.0+	200.0+	22.2+	38.5+	4.2+	100.0+	*
SHERIFF 76			7	2	28.57	0	0	0	1	4	2	0
75			0	0	0.00	0	0	0	0	0	0	0
NUMERICAL CHANGE			7+	2+	28.57+	0	0	0	1+	4+	2+	0
PERCENT CHANGE			*	*	*	*	*	*	*	*	*	*
STATE POLICE 76			58	30	51.72	2	0	3	10	14	23	6
75			51	31	60.78	1	0	1	9	13	24	3
NUMERICAL CHANGE			7+	1-	9.06-	1+	0	2+	1+	1+	1-	3+
PERCENT CHANGE			13.7+	3.2-	14.9-	100.0+	200.0+	11.1+	7.7+	4.2-	100.0+	*
MUNICIPAL 76	789	0.00	0	0	0.00	0	0	0	0	0	0	0
75	839	0.00	0	0	0.00	0	0	0	0	0	0	0
NUMERICAL CHANGE	50-	0.00	0	0	0.00	0	0	0	0	0	0	0
PERCENT CHANGE	6.0-											
GRANTSVILLE PD 76	789	0.00	0	0	0.00	0	0	0	0	0	0	0
75	839	0.00	0	0	0.00	0	0	0	0	0	0	0
NUMERICAL CHANGE	50-	0.00	0	0	0.00	0	0	0	0	0	0	0
PERCENT CHANGE	6.0-											

CLAY CTY TOTAL 76	9,038	14.94	144	14	9.72	3	0	0	1	72	52	16
75	9,753	16.60	162	11	6.79	2	1	3	7	71	62	16
NUMERICAL CHANGE	115-	1.66-	18-	3+	2.93+	1+	1-	3-	6-	1+	10-	0
PERCENT CHANGE	1.2-	10.0-	11.1-	27.3+	43.2+	50.0+	*	*	85.7+	1.4+	16.1-	0

RURAL 76	8,838	16.29	144	14	9.72	3	0	0	1	72	52	16
75	9,252	17.50	162	11	6.79	2	1	3	7	71	62	16
NUMERICAL CHANGE	414-	1.21-	18-	3+	2.93+	1+	1-	3-	6-	1+	10-	0
PERCENT CHANGE	4.5-	6.9-	11.1-	27.3+	43.2+	50.0+	*	*	85.7+	1.4+	16.1-	0
SHERIFF 76			6	0	0.00	0	0	0	0	4	1	1
75			11	1	9.09	0	0	1	3	2	4	1
NUMERICAL CHANGE			5-	1-	9.09-	0	0	1-	3-	2+	3-	0
PERCENT CHANGE			45.5-	*	*	*	*	*	100.0+	75.0-	0	0
STATE POLICE 76			138	14	10.14	3	0	0	1	68	51	15
75			151	10	6.62	2	1	2	4	69	58	15
NUMERICAL CHANGE			13-	4+	3.52+	1+	1-	2-	3-	1-	7-	0
PERCENT CHANGE			8.6-	40.0+	53.2+	50.0+	*	*	75.0+	1.4-	12.1-	0
MUNICIPAL 76	800	0.00	0	0	0.00	0	0	0	0	0	0	0
75	501	0.00	0	0	0.00	0	0	0	0	0	0	0
NUMERICAL CHANGE	299+	0.00	0	0	0.00	0	0	0	0	0	0	0
PERCENT CHANGE	59.7+											
CLAY PD 76	800	0.00	0	0	0.00	0	0	0	0	0	0	0
75	501	0.00	0	0	0.00	0	0	0	0	0	0	0
NUMERICAL CHANGE	299+	0.00	0	0	0.00	0	0	0	0	0	0	0
PERCENT CHANGE	59.7+											

DODDRIDGE CTY TOTAL 76	6,540	5.50	36	4	11.11	0	1	0	2	16	17	0
75	6,636	7.23	48	18	37.50	1	2	1	1	20	23	0
NUMERICAL CHANGE	96-	1.73-	12-	14-	26.39-	1-	1-	1-	1+	4-	6-	0
PERCENT CHANGE	1.4-	23.9-	25.0-	77.8-	70.4-	*	50.0-	*	100.0+	20.0-	26.1-	0

RURAL 76	5,372	6.70	36	4	11.11	0	1	0	2	16	17	0
75	5,451	8.43	46	16	34.78	1	2	1	1	19	22	0
NUMERICAL CHANGE	79-	1.73-	10-	12-	23.67-	1-	1-	1-	1+	3-	5-	0
PERCENT CHANGE	1.4-	20.5-	21.7-	75.0-	68.1-	*	50.0-	*	100.0+	15.8-	22.7-	0
SHERIFF 76			13	0	0.00	0	0	0	1	9	3	0
75			12	3	25.00	0	0	0	1	9	2	0
NUMERICAL CHANGE			1+	3-	25.00-	0	0	0	0	0	1+	0
PERCENT CHANGE			8.3+	*	*	*	*	*	0	0	50.0+	0
STATE POLICE 76			23	4	17.39	0	1	0	1	7	14	0
75			34	13	38.23	1	2	1	1	10	20	0
NUMERICAL CHANGE			11-	9-	20.84-	1-	1-	1-	1+	3-	6-	0
PERCENT CHANGE			32.4-	69.2-	54.5-	*	50.0-	*	*	30.0-	30.0-	0
MUNICIPAL 76	1,168	0.00	0	0	0.00	0	0	0	0	0	0	0
75	1,185	1.66	2	2	100.00	0	0	0	0	1	1	0
NUMERICAL CHANGE	17-	1.68-	2-	2-	100.00-	0	0	0	0	1-	1-	0
PERCENT CHANGE	1.4-	0	*	*	*	*	*	*	*	*	*	0

WEST VIRGINIA UCR CRIME INDEX REPORT

IDENTIFIER	POPULATION	CRIME RATE	TOTAL CHRGN	TOTAL CLEARED	PERCENT CLEARED	MURDER	RAPE	ROBBERY	FEL ASSLT	BREAK ENTER	LARCENY THEFT	M/V THEFT		
WEST UNION PD	76 75	1,168 1,185	.00 1.68	0 0	0 100.00	0 0	0 0	0 0	0 0	0 1	0 1	0 0		
	NUMERICAL CHANGE	17-	1.68-	2-	2-	0	0	0	0	1-	1-	0		
	PERCENT CHANGE	1.4-	.0	*	*	*	*	*	*	*	*	*		

FAYETTE CTY	TOTAL	76 75	53,440 53,689	7.12 6.91	361 479	104 131	28.60 27.13	2 5	2 14	9 34	27 190	136 199	184 199	21 35
	NUMERICAL CHANGE		249-	1.79-	98-	21-	1.47+	3-	0	5-	7-	54-	15-	14-
	PERCENT CHANGE		.5-	20.1-	20.5-	16.2-	5.4+	60.0-	.0	35.7-	20.6-	28.4-	7.5-	40.0-

	RURAL	76 75	36,220 37,770	8.36 9.26	303 350	94 96	31.02 27.42	2 4	2 12	7 28	25 134	109 145	141 145	17 25
	NUMERICAL CHANGE		1,544-	.90-	47-	2-	3.60+	2-	0	5-	3-	25-	4-	8-
	PERCENT CHANGE		4.1-	9.7-	13.4-	2.1-	13.1+	50.0-	.0	41.7-	10.7-	18.7-	2.8-	32.0-
	SHERIFF	76 75			64 83	60 60	71.42 72.28	0 3	1 6	3 28	24 48	8 45	8 1	0 0
	NUMERICAL CHANGE				1+	0	.86-	3-	1+	3-	4-	3+	7+	0
	PERCENT CHANGE				1.2+	.0	1.2-	*	*	50.0-	14.3-	6.7+	700.0+	0
	STATE POLICE	76 75			219 267	34 36	15.52 13.48	2 1	1 2	4 6	1 89	61 144	133 144	17 25
	NUMERICAL CHANGE				48-	2-	2.04+	1+	1-	2-	1+	28-	11-	8-
	PERCENT CHANGE				18.0-	5.6-	15.1+	100.0+	50.0-	33.3-	*	31.5-	7.6-	32.0-
	MUNICIPAL	76 75	17,214 15,919	4.53 8.10	78 129	15 34	19.23 26.35	0 1	0 2	2 6	2 56	27 54	43 54	4 10
	NUMERICAL CHANGE		1,295+	3.57-	51-	19-	7.12-	1-	0	4-	29-	11-	6-	
	PERCENT CHANGE		8.1+	44.1-	39.5-	55.9-	27.0-	*	*	.0	66.7-	51.8-	20.4-	60.0-

	ANSTED PD	76 75	1,611 1,617	10.55 4.32	17 7	2	11.76 .00	0 0	0 0	0 1	1 6	15 0	0 0	0
	NUMERICAL CHANGE		6-	6.23+	10+	2+	11.76+	0	0	1-	1+	5-	15+	0
	PERCENT CHANGE		.4-	144.2+	142.9+	*	*	*	*	*	83.3-	*	*	0

	FAYETTEVILLE PD	76 75	3,000 2,036	5.66 3.43	17 7	5	29.41 85.71	0 0	0 0	0 2	12 5	5 0	0 0	0
	NUMERICAL CHANGE		964+	2.23+	10+	1-	56.30-	0	0	2-	7+	5+	0	
	PERCENT CHANGE		47.3+	65.0+	142.9+	16.7-	65.7-	0	0	0	* 140.0+	*	*	

	MONTGOMERY PD	76 75	2,500 2,733	13.20 28.90	33 79	7	21.21 18.98	0 1	0 1	1 1	11 26	20 42	0 8	0
	NUMERICAL CHANGE		233-	15.70-	46-	8-	2.23+	1-	0	0	15-	22-	8-	
	PERCENT CHANGE		8.5-	54.3-	58.2-	53.3-	11.7+	*	*	.0	57.7-	52.4-	*	

	MOUNT HOPE PD	76 75	1,953 1,960	1.53 12.24	3 24	1	33.33 54.16	0 0	0 0	0 3	1 11	0 9	2 1	
	NUMERICAL CHANGE		7-	10.71-	21-	12-	20.83-	0	0	3-	10-	9-	1+	
	PERCENT CHANGE		.4-	87.5-	87.5-	92.3-	38.5-	0	0	0	* 90.9-	*	100.0+	

	OAK HILL PD	76 75	5,600 5,328	.00 .03	0 0	0	.00 .00	0 0	0 0	0 0	0 0	0 0	0 0	0
	NUMERICAL CHANGE		272+	.00	0	0	.00	0	0	0	0	0	0	
	PERCENT CHANGE		5.1+	.00	0	0	.00	0	0	0	0	0	0	

	SMITHERS PD	76 75	2,233 2,245	2.24 5.34	5 12	0	.00 .00	0 0	0 0	1 0	1 8	2 3	1 1	
	NUMERICAL CHANGE		12-	3.11-	7-	0	.00	0	0	1+	7-	1-	0	
	PERCENT CHANGE		.5-	56.2-	58.3-	0	.00	0	0	*	87.5-	33.3-	.0	

	PAX PD	76 75	317 0	9.46 .00	3 0	0	.00 .00	0 0	0 0	0 0	1 0	1 0	1 0	
	NUMERICAL CHANGE		317+	9.46+	3+	0	.00	0	0	0	1+	1+	1+	
	PERCENT CHANGE		.0	.0	*	0	.00	0	0	0	*	*	*	

GILMER CTY	TOTAL	76 75	7,931 8,044	5.16 7.58	41 61	4	21.95 49.18	0 0	0 2	0 3	1 23	19 27	18 3	
	NUMERICAL CHANGE		113-	2.42-	20-	21-	27.23-	0	2-	3-	2-	4-	9-	
	PERCENT CHANGE		1.4-	31.9-	32.8-	70.0-	55.4-	*	*	*	66.7-	17.4-	33.3-	.0

	RURAL	76 75	5,707 5,788	4.73 9.50	27 55	2	25.92 50.90	0 0	0 2	0 3	1 22	7 23	17 3	
	NUMERICAL CHANGE		81-	4.77-	28-	1-	24.98-	0	2-	3-	1-	15-	23	
	PERCENT CHANGE		1.4-	50.2-	50.9-	75.0-	49.1-	*	*	*	50.0-	68.2-	26.1-	33.3-

	SHERIFF	76 75			0 0	0	.00 .00	0 0	0 0	0 0	0 0	0 0	0 0	
	NUMERICAL CHANGE				0	0	.00	0	0	0	0	0	0	
	PERCENT CHANGE				0	0	.00	0	0	0	0	0	0	

	STATE POLICE	76 75			27 55	7 26	25.92 50.90	0 0	0 2	0 3	1 22	7 23	17 3	
	NUMERICAL CHANGE				28-	21-	24.98-	0	2-	3-	1-	15-	6-	
	PERCENT CHANGE				50.9-	75.0-	49.1-	*	*	*	50.0-	68.2-	26.1-	33.3-

	MUNICIPAL	76 75	2,224 2,256	6.29 2.65	14 6	2	14.28 33.33	0 0	0 0	0 1	12 1	1 4	1 0	
	NUMERICAL CHANGE		32-	3.64+	8+	0	19.05-	0	0	1-	11+	3-	1+	
	PERCENT CHANGE		1.4-	137.4+	133.3+	.0	57.2-	0	0	*	1100.0+	75.0-	*	

	GLENVILLE PD	76 75	2,224 2,256	6.29 2.65	14 6	2	14.28 33.33	0 0	0 0	0 1	12 1	1 4	1 0	
	NUMERICAL CHANGE		32-	3.64+	8+	0	19.05-	0	0	1-	11+	3-	1+	
	PERCENT CHANGE		1.4-	137.4+	133.3+	.0	57.2-	0	0	*	1100.0+	75.0-	*	

GRANT CTY	TOTAL	76 75	8,500 9,000	5.29 7.55	45 68	10	22.22 60.29	1 0	0 0	0 8	22 28	17 28	2 4	
	NUMERICAL CHANGE		500-	2.26-	23-	31-	38.07-	1+	0	0	6-	11-	2-	
	PERCENT CHANGE		5.6-	29.9-	33.6-	75.6-	63.1-	*	*	*	62.5-	21.4-	39.3-	50.0-

	RURAL	76 75	5,900 6,724	6.61 6.39	39 43	6	20.51 60.46	1 0	0 0	0 7	20 22	13 10	2 4	
	NUMERICAL CHANGE		824-	.22+	4-	16-	39.95-	1+	0	0	4-	2-	2-	
	PERCENT CHANGE		12.3-	3.4+	9.3-	69.2-	66.1-	*	*	*	57.1-	9.1-	30.0+	50.0-

	SHERIFF	76 75			7 5	1	14.28 40.00	0 0	0 0	0 1	4 2	2 2	1 0	
	NUMERICAL CHANGE				2+	1-	25.72-	0	0	1-	2+	0	1+	
	PERCENT CHANGE				40.0+	50.0-	64.3-	0	0	*	100.0+	.0	*	

WEST VIRGINIA U C A CRIME INDEX REPORT

IDENTIFIER	POPULATION	CRIME RATE	TOTAL OFFENSES	TOTAL CLEAR	PERCENT CLEARED	MURDER	RAPE	ROBBERY	FEL ASSTLT	BREAK ENTER	LARCENY THEFT	M/V THEFT
STATE POLICE 76			32	7	21.87	1	0	0	3	16	11	1
75			38	24	63.15	0	0	0	6	20	8	4
NUMERICAL CHANGE			6+	17-	41.28-	1+	0	0	3-	4-	3+	3-
PERCENT CHANGE			15.8-	70.2-	65.4-	*	*	*	50.0-	20.0-	37.5+	75.0-
MUNICIPAL 76	2,600	2.30	6	2	33.33	0	0	0	0	2	4	0
75	2,270	10.98	25	15	60.00	0	0	0	1	6	18	0
NUMERICAL CHANGE	324+	8.68-	19-	13-	26.67-	0	0	0	1-	4-	14-	0
PERCENT CHANGE	14.2+	79.1-	76.0-	66.7-	44.5-	*	*	*	66.7-	77.8-		
PETERSBURG PD 76	2,600	2.30	6	2	33.33	0	0	0	0	2	4	0
75	2,270	10.98	25	15	60.00	0	0	0	1	6	18	0
NUMERICAL CHANGE	324+	8.68-	19-	13-	26.67-	0	0	0	1-	4-	14-	0
PERCENT CHANGE	14.2+	79.1-	76.0-	66.7-	44.5-	*	*	*	66.7-	77.8-		

GREENBRIER CTY TOTAL 76	33,126	4.55	151	40	26.49	2	2	5	7	52	76	7
75	33,000	6.51	215	69	32.09	4	1	19	80	93	17	10
NUMERICAL CHANGE	128+	1.96-	64-	29-	5.60-	2-	1+	4+	12-	28-	17-	10-
PERCENT CHANGE	+.4	30.1-	29.8-	42.0-	17.5-	50.0-	100.0+	400.0+	63.2-	35.0-	18.3-	58.8-

RURAL 76	23,574	5.55	131	36	27.48	2	2	1	7	46	69	4
75	23,678	8.06	191	63	32.98	3	1	1	19	72	80	15
NUMERICAL CHANGE	104-	2.51-	60-	27-	5.50-	1-	1+	0	12-	26-	11-	11-
PERCENT CHANGE	-.4	31.1-	31.4-	42.9-	16.7-	33.3-	100.0+	0	63.2-	36.1-	13.8-	73.3-
SHERIFF 76			22	0	27.27	0	0	0	1	12	9	0
75			48	26	54.16	0	1	0	9	14	18	6
NUMERICAL CHANGE			26-	20-	26.89-	0	1-	0	8-	2-	9-	6-
PERCENT CHANGE			54.2-	76.9-	49.6-	*	*	*	88.9-	14.3-	50.0-	*
STATE POLICE 76			109	30	27.52	2	2	1	6	34	60	4
75			143	37	25.87	3	0	1	10	58	62	9
NUMERICAL CHANGE			34-	7-	1.65+	1-	2+	0	4-	24-	2-	5-
PERCENT CHANGE			23.8-	18.9-	6.4+	33.3-	*	0	40.0-	41.4-	3.2-	55.6-
MUNICIPAL 76	9,554	2.09	20	4	20.00	0	0	4	0	6	7	3
75	9,322	2.57	4	6	25.00	1	0	0	0	8	13	2
NUMERICAL CHANGE	232+	-.48-	2-	2-	5.00-	1-	0	4+	0	2-	6-	1+
PERCENT CHANGE	2.5+	18.7-	10.7-	33.3-	20.0-	*	*	*	25.0-	46.2-	50.0+	
LEWISBURG PD 76	2,500	1.60	4	1	25.00	0	0	1	0	2	1	0
75	2,522	5.94	15	1	6.66	1	0	0	0	2	11	1
NUMERICAL CHANGE	22-	4.34-	11-	0	18.34+	1-	0	1+	0	0	10-	1-
PERCENT CHANGE	-.9	73.1-	73.3-	0	275.4+	*	*	*	0	0	90.9-	*
RAINFELLE PD 76	1,885	.53	1	1	100.00	0	0	0	0	1	0	0
75	1,878	1.59	3	2	66.66	0	0	0	0	0	2	1
NUMERICAL CHANGE	7+	1.06-	2-	1-	33.34+	0	0	0	0	1+	2-	1-
PERCENT CHANGE	+.4	66.7-	66.7-	50.0-	50.0+	*	*	*	*	*	*	*
RONCEVALE PD 76	2,300	1.30	3	0	.00	0	0	0	0	2	1	0
75	2,060	.48	1	1	100.00	0	0	0	0	1	0	0
NUMERICAL CHANGE	240+	-.82+	2+	1-	100.00-	0	0	0	0	1+	1+	0
PERCENT CHANGE	11.7+	170.8+	200.0+	*	*	*	*	*	100.0+	*	*	*
WHITE SULPHUR SPRINGS PD 76	2,869	4.18	12	2	16.66	0	0	3	0	1	5	3
75	2,862	1.74	5	2	40.00	0	0	0	0	5	0	0
NUMERICAL CHANGE	7+	2.44+	7+	0	23.34-	0	0	3+	0	4-	5+	3+
PERCENT CHANGE	+.2	140.2+	140.0+	0	58.4-	*	*	*	80.0-	*	*	*

HAMPSHIRE CTY TOTAL 76	12,950	17.37	225	50	22.22	2	0	3	4	104	107	5
75	13,071	17.51	229	69	30.13	1	3	0	8	103	106	8
NUMERICAL CHANGE	121-	-.14-	4-	19-	7.91-	1+	3-	3+	4-	1+	1+	3-
PERCENT CHANGE	-.9	-.8-	1.7-	27.5-	26.3-	100.0+	*	*	50.0-	1.0+	9.9+	37.5-

RURAL 76	10,335	19.83	205	49	23.90	2	0	2	4	103	89	5
75	10,432	21.08	220	67	30.45	1	3	0	8	99	102	7
NUMERICAL CHANGE	97-	1.25-	15-	18-	6.55-	1+	3-	2+	4-	4+	13-	2-
PERCENT CHANGE	-.9	5.9-	6.8-	26.9-	21.5-	100.0+	*	*	50.0-	4.0+	12.7-	28.6-
SHERIFF 76			102	32	31.37	0	0	0	0	57	44	1
75			108	42	38.88	0	1	0	3	39	63	2
NUMERICAL CHANGE			6-	10-	7.51-	0	1-	0	3-	18+	19-	1-
PERCENT CHANGE			5.6-	23.8-	19.3-	*	*	*	46.2+	30.2-	50.0-	
STATE POLICE 76			103	17	16.50	2	0	2	4	46	45	4
75			112	25	22.32	1	2	0	5	60	39	5
NUMERICAL CHANGE			9-	8-	5.82-	1+	2-	2+	1-	14-	6+	1-
PERCENT CHANGE			8.0-	32.0-	26.1-	100.0+	*	*	20.0-	23.3-	15.4+	20.0-
MUNICIPAL 76	2,615	7.64	20	1	5.00	0	0	1	0	1	18	0
75	2,639	3.41	9	2	22.22	0	0	0	0	4	4	1
NUMERICAL CHANGE	24-	4.23+	11+	1-	17.22-	0	0	1+	0	3-	14+	1-
PERCENT CHANGE	-.9	124.0+	122.2+	50.0-	77.5-	*	*	*	75.0-	350.0+	*	*
ROMNEY PL 76	2,615	7.64	20	1	5.00	0	0	1	0	1	18	0
75	2,639	3.41	9	2	22.22	0	0	0	0	4	4	1
NUMERICAL CHANGE	24-	4.23+	11+	1-	17.22-	0	0	1+	0	3-	14+	1-
PERCENT CHANGE	-.9	124.0+	122.2+	50.0-	77.5-	*	*	*	75.0-	350.0+	*	*

HANCOCK CTY TOTAL 76	45,455	19.15	871	94	10.79	3	3	29	19	273	444	100
75	45,446	21.62	983	105	10.68	0	2	27	22	435	416	81
NUMERICAL CHANGE	9+	2.47-	112-	11-	-.11+	3+	1+	2+	3-	162-	28+	19+
PERCENT CHANGE	0	11.4-	11.4-	10.5-	1.0+	*	50.0+	7.4+	13.6-	37.2-	6.7+	23.5+

RURAL 76	11,696	23.25	272	17	6.25	1	3	12	1	94	117	44
75	11,670	19.44	227	18	7.92	0	1	4	10	96	103	13
NUMERICAL CHANGE	26+	3.81+	45+	1-	1.67-	1+	2+	8+	9-	2-	14+	31+
PERCENT CHANGE	+.2	19.6+	19.8+	5.6-	21.1-	*	200.0+	200.0+	90.0-	2.1-	13.6+	238.3+
SHERIFF 76			260	17	6.53	1	2	12	1	93	110	41
75			212	13	6.13	0	1	3	9	87	100	12
NUMERICAL CHANGE			48+	4+	-.40+	1+	1+	9+	8-	6+	10+	29+
PERCENT CHANGE			22.6+	30.6+	6.5+	* 100.0+	* 300.0+	88.9-	6.9+	10.0+	241.7+	
STATE POLICE 76			12	0	.00	0	1	0	0	1	7	3
75			15	5	33.33	0	0	1	1	9	3	1
NUMERICAL CHANGE			3-	5-	33.33-	0	1+	1-	1-	8-	4+	2+
PERCENT CHANGE			20.0-	*	*	*	*	*	24.9-	133.3+	200.0+	

WEST VIRGINIA LOCAL CRIME INDEX REPORT

IDENTIFIER		POPULATION	CRIME RATE	TOTAL OFFENSES	TOTAL CRIMES	PERCENT CHANGE	MURDER	RAPE	ROBBERY	FELT ASSLT	BREAK ENTER	LARCENY THEFT	M/V THEFT	
MUNICIPAL	76	33,755	17.74	599	77	12.85	2	0	17	18	179	327	56	
	75	33,774	22.57	756	67	11.50	0	1	23	12	339	313	68	
			NUMERICAL CHANGE	17-	4,63-	157-	10-	1.35+	2+	1-	6-	160-	14+	12-
			PERCENT CHANGE	.1-	26.7-	20.8-	11.5-	11.7+	*	26.1-	50.0+	47.2-	4.5+	17.6-
CHESTER PD	76	3,750	17.59	66	6	.00	0	0	0	0	20	38	8	
	75	3,800	21.84	83	3	3.61	0	0	0	0	43	72	8	
			NUMERICAL CHANGE	50-	4.25-	17-	3-	3.61-	0	0	0	23-	6+	0
			PERCENT CHANGE	1.3-	19.5-	20.5-	*	*	*	*	53.5-	18.8+	.0	
WEINTON PD	76	28,106	18.60	523	76	14.53	2	0	17	18	157	281	48	
	75	28,070	23.33	655	83	12.67	0	1	23	12	290	269	60	
			NUMERICAL CHANGE	36+	4.73-	132-	7-	1.86+	2+	1-	6-	133-	12+	12-
			PERCENT CHANGE	.1+	20.3-	20.2-	8.4+	14.7+	*	26.1-	50.0+	45.9-	4.5+	20.0-
NEW CUMBERLAND PL	76	1,903	5.25	10	1	10.00	0	0	0	0	2	8	0	
	75	1,906	9.44	18	1	5.55	0	0	0	0	6	12	0	
			NUMERICAL CHANGE	3-	4.19-	8-	0	4.45+	0	0	0	4-	4-	0
			PERCENT CHANGE	.2-	44.4-	44.4-	.0	80.2+	*	*	66.7-	33.3-	*	

HARDY CTY TOTAL	76	9,236	5.73	53	23	43.39	0	0	0	9	26	13	5	
	75	9,000	6.55	59	17	28.81	0	1	4	4	29	20	4	
			NUMERICAL CHANGE	236+	.82-	6-	6+	14.58+	0	1-	1-	5+	7-	1+
			PERCENT CHANGE	2.6+	12.5-	10.2-	35.3+	50.6+	*	*	125.0+	10.3-	35.0-	25.0+

RURAL	76	6,536	6.27	41	18	43.90	0	0	0	5	21	11	4	
	75	7,220	7.47	54	12	22.22	0	1	1	4	27	18	3	
			NUMERICAL CHANGE	684-	1.20-	13-	6+	21.68+	0	1-	1-	1+	6-	7-
			PERCENT CHANGE	9.5-	16.1-	24.1-	50.6+	97.6+	*	*	25.0+	22.2-	38.9-	33.3+
SHERIFF	76			0	0	.00	0	0	0	0	0	0	0	
	75			0	0	.00	0	0	0	0	0	0	0	
				NUMERICAL CHANGE	0	0	.00	0	0	0	0	0	0	
			PERCENT CHANGE											
STATE POLICE	76			41	18	43.90	0	0	0	5	21	11	4	
	75			54	12	22.22	0	1	1	4	27	18	3	
				NUMERICAL CHANGE	13-	6+	21.68+	0	1-	1-	1+	6-	7-	1+
			PERCENT CHANGE	24.1-	50.0+	97.6+	*	*	*	25.0+	22.2-	38.9-	33.3+	
MUNICIPAL	76	2,700	4.44	12	5	41.66	0	0	0	4	5	2	1	
	75	1,780	2.80	5	5	100.00	0	0	0	0	2	2	1	
			NUMERICAL CHANGE	920+	1.64+	7+	0	58.34-	0	0	0	3+	0	0
			PERCENT CHANGE	51.7+	58.6+	140.0+	.0	58.3-	0	0	4+	3+	0	0
MOOREFIELD PD	76	2,400	2.08	5	2	40.00	0	0	0	2	3	0	0	
	75	1,740	2.80	5	2	100.00	0	0	0	0	2	2	1	
			NUMERICAL CHANGE	620+	.72-	0	3-	60.00-	0	0	0	2+	1+	2-
			PERCENT CHANGE	34.8+	25.7-	.0	60.0-	60.0-	*	*	50.0+	*	*	
WARDENSVILLE PL	76	300	23.33	7	3	42.85	0	0	0	2	2	2	1	
	75	0	.00	0	0	.00	0	0	0	0	0	0	0	
			NUMERICAL CHANGE	300+	23.33+	7+	3+	42.85+	0	0	0	2+	2+	1+
			PERCENT CHANGE	.0	.0	*	*	*	*	*	*	*	*	

HARRISON CTY TOTAL	76	78,880	19.82	1565	466	29.77	1	2	7	29	394	1035	97	
	75	77,700	19.52	1517	445	29.33	4	2	24	19	398	980	90	
			NUMERICAL CHANGE	1,180+	.30+	48+	21+	1.44+	3-	0	17-	10+	4-	55+
			PERCENT CHANGE	1.5+	1.5+	3.2+	4.7+	1.5+	75.0-	.0	70.8-	52.6+	1.0-	5.6+

RURAL	76	34,062	17.25	568	58	9.86	0	1	1	15	197	338	36	
	75	35,431	15.18	538	94	17.47	1	2	7	11	192	265	60	
			NUMERICAL CHANGE	1,304-	2.07+	50+	36-	7.61-	1-	1-	6-	4+	5+	73+
			PERCENT CHANGE	3.9-	13.6+	9.3+	38.3-	43.6-	*	50.0-	85.7-	36.4+	2.6+	27.5+
SHERIFF	76			277	20	7.22	0	0	0	0	80	182	15	
	75			274	54	19.70	0	0	3	0	87	148	36	
				NUMERICAL CHANGE	3+	34-	12.48-	0	0	3-	0	7-	34+	21-
			PERCENT CHANGE	1.1+	63.0-	63.4-	*	*	*	*	8.0-	23.0+	58.3-	
STATE POLICE	76			311	36	12.21	0	1	1	15	117	156	21	
	75			264	40	15.15	1	2	4	11	105	117	24	
				NUMERICAL CHANGE	47+	2-	2.94-	1-	1-	3-	4+	12+	39+	3-
			PERCENT CHANGE	17.8+	5.0-	19.4-	*	50.0-	75.0-	36.4+	11.4+	33.3+	12.5-	
MUNICIPAL	76	44,818	21.79	977	408	41.76	1	1	6	14	197	697	61	
	75	42,269	23.15	979	351	35.85	3	0	17	8	206	715	30	
			NUMERICAL CHANGE	2,549+	1.36-	2-	57+	15.91+	2-	1+	11-	6+	9-	18-
			PERCENT CHANGE	6.0+	5.9-	.2-	16.2+	6.5+	66.7-	*	64.7-	75.0+	4.4-	2.5-
BRIDGEPORT PD	76	6,300	53.80	339	218	64.30	0	0	0	0	25	313	1	
	75	5,083	72.79	370	234	63.24	0	0	5	1	32	329	3	
			NUMERICAL CHANGE	1,217+	18.99-	31-	16-	1.06+	0	0	5-	1-	7-	16-
			PERCENT CHANGE	23.9+	26.1-	8.4-	6.8-	1.7+	*	*	21.9-	4.9-	66.7-	
CLARKSBURG PD	76	25,380	22.06	560	173	30.89	1	1	6	9	131	353	59	
	75	25,000	19.76	494	105	21.25	3	0	11	4	126	327	23	
			NUMERICAL CHANGE	360+	2.30+	66+	68+	9.64+	2-	1+	5-	5+	26+	36+
			PERCENT CHANGE	1.5+	11.6+	13.4+	64.6+	45.4+	66.7-	*	45.5-	125.0+	4.0+	8.0+
SALEM PD	76	2,805	8.55	24	3	12.50	0	0	0	1	11	12	0	
	75	2,763	11.21	31	2	6.45	0	0	0	0	18	12	1	
			NUMERICAL CHANGE	42+	2.66-	7-	1+	6.05+	0	0	0	1+	0	1-
			PERCENT CHANGE	1.5+	23.7-	22.6-	50.0+	93.8+	*	*	38.9-	.0	*	
SHINNSTON PL	76	2,800	3.92	11	2	18.18	0	0	0	0	4	7	0	
	75	2,741	4.74	13	1	7.69	0	0	0	2	7	4	0	
			NUMERICAL CHANGE	59+	.82-	2-	1+	10.49+	0	0	0	2-	3+	0
			PERCENT CHANGE	2.2+	17.3-	15.4-	100.0+	136.4+	*	*	42.9-	75.0+	*	
STONEWOOD PD	76	2,108	2.37	5	4	80.00	0	0	0	4	1	0	0	
	75	2,075	.96	2	1	50.00	0	0	0	0	1	1	0	
			NUMERICAL CHANGE	33+	1.41+	3+	3+	30.00+	0	0	4+	0	1-	0
			PERCENT CHANGE	1.6+	146.9+	150.0+	300.0+	60.0+	*	*	.0	*	*	
ANNCLIRE PD	76	975	2.05	2	0	.00	0	0	0	0	2	0	0	
	75	1,004	13.94	14	1	7.14	0	0	1	0	5	7	1	
			NUMERICAL CHANGE	29-	11.89-	12-	1-	7.14-	0	0	1-	0	3-	7-
			PERCENT CHANGE	2.9-	85.3-	85.7-	*	*	*	*	60.0-	*	*	

WEST VIRGINIA U. C. R. CRIME INDEX REPORT

IDENTIFIER		POPULATION	CRIME RATE	TOTAL OFFENSES	TOTAL CLEARANCE	PERCENT CLEARED	MURDER	RAPE	ROBBERY	FEL ASSLT	BREAK ENTER	LARCENY THEFT	M/V THEFT
NUTTER FLINT PD	76	2,560	14.06	30	6	22.22	0	0	0	0	23	12	1
	75	2,531	21.73	55	7	12.72	0	0	0	1	17	35	2
	NUMERICAL CHANGE	29+	7.67+	25+	1+	9.50+	0	0	0	1-	6+	23-	1-
PERCENT CHANGE	1.1+	35.3+	34.5+	14.3+	74.7+					35.3+	65.7+	50.0+	
LUMBERPORT PD	76	490	.00	0	0	.00	0	0	0	0	0	0	0
	75	1,072	.00	0	0	.00	0	0	0	0	0	0	0
	NUMERICAL CHANGE	82-	.00	0	0	.00	0	0	0	0	0	0	0
PERCENT CHANGE	7.6-												
LOST CREEK PD	76	900	.00	0	0	.00	0	0	0	0	0	0	0
	75	0	.00	0	0	.00	0	0	0	0	0	0	0
	NUMERICAL CHANGE	900+	.00	0	0	.00	0	0	0	0	0	0	0
PERCENT CHANGE	.0												

JACKSON CTY TOTAL	76	22,000	12.40	273	45	16.48	0	0	6	0	80	175	12
	75	21,500	10.65	229	39	17.03	0	0	3	6	70	141	9
	NUMERICAL CHANGE	500+	1.75+	44+	6+	.55-	0	0	3+	4-	10+	34+	3+
PERCENT CHANGE	2.3+	16.4+	19.2+	15.4+	3.2-			100.0+	*	14.3+	24.1+	33.3+	

RURAL	76	13,584	10.23	139	24	17.26	0	0	5	0	58	69	7
	75	13,802	8.91	123	21	17.07	0	0	3	6	46	60	8
	NUMERICAL CHANGE	218-	1.32+	16+	3+	.19+	0	0	2+	6-	12+	9+	1-
PERCENT CHANGE	1.6-	14.8+	13.0+	14.3+	1.1+			66.7+	*	26.1+	15.0+	12.5-	
SHERIFF	76			67	4	5.97	0	0	4	0	45	16	2
	75			60	4	13.33	0	0	1	2	32	24	1
	NUMERICAL CHANGE			7+	4-	7.36-	0	0	3+	2-	13+	8-	1+
PERCENT CHANGE			11.7+	50.0-	55.2-			300.0+	*	40.6+	33.3-	100.0+	
STATE POLICE	76			72	20	27.77	0	0	1	0	13	53	5
	75			63	13	20.63	0	0	2	4	14	36	7
	NUMERICAL CHANGE			9+	7+	7.14+	0	0	1-	4-	1-	17+	2-
PERCENT CHANGE			14.3+	53.8+	34.6+			50.0-	*	7.1-	47.2+	28.6-	
MUNICIPAL	76	8,416	15.92	134	21	15.67	0	0	1	0	22	106	5
	75	7,698	13.76	106	15	16.98	0	0	0	0	24	81	1
	NUMERICAL CHANGE	718+	2.16+	28+	3+	1.31-	0	0	1+	0	2-	25+	4+
PERCENT CHANGE	9.3+	15.7+	26.4+	16.7+	7.7-			*		8.3-	30.9+	400.0+	
RAVENSWOOD PD	76	5,000	10.00	50	14	28.00	0	0	0	0	7	39	4
	75	4,361	8.94	39	16	41.02	0	0	0	0	5	33	1
	NUMERICAL CHANGE	639+	1.06+	11+	2-	13.02-	0	0	0	0	2+	6+	3+
PERCENT CHANGE	14.7+	11.9+	28.2+	12.5-	31.7-					40.0+	18.2+	300.0+	
RIPLEY PD	76	3,416	24.59	84	7	8.33	0	0	1	0	15	67	1
	75	3,337	20.07	67	2	2.98	0	0	0	0	19	48	0
	NUMERICAL CHANGE	79+	4.52+	17+	5+	5.35+	0	0	1+	0	4-	19+	1+
PERCENT CHANGE	2.4+	22.5+	25.4+	250.0+	179.5+			*		21.1-	39.6+	*	

JEFFERSON CTY TOTAL	76	25,000	24.60	615	37	6.01	2	2	5	3	304	269	30
	75	23,930	23.68	567	63	11.11	1	1	8	8	254	260	35
	NUMERICAL CHANGE	1,070+	.92+	48+	26-	5.10-	1+	1+	3-	5-	50+	9+	5-
PERCENT CHANGE	4.5+	3.9+	8.5+	41.3+	45.9-	100.0+	100.0+	37.5-	62.5-	19.7+	3.5+	14.3-	

RURAL	76	17,217	29.04	500	30	6.00	2	2	3	3	262	203	25
	75	16,171	26.71	432	37	8.56	1	1	6	7	193	196	28
	NUMERICAL CHANGE	1,046+	2.33+	68+	7-	2.56-	1+	1+	3-	4-	69+	7+	3-
PERCENT CHANGE	6.5+	8.7+	15.7+	18.5-	29.9-	100.0+	100.0+	50.0-	57.1-	35.8+	3.6+	10.7-	
SHERIFF	76			45	0	.00	0	0	0	0	22	23	0
	75			63	1	1.58	0	0	1	0	24	37	1
	NUMERICAL CHANGE			18-	1-	1.58-	0	0	1-	0	2-	14-	1-
PERCENT CHANGE			28.6-	*	*			*		8.3-	37.8-	*	
STATE POLICE	76			455	30	6.59	2	2	3	3	240	180	25
	75			369	36	9.75	1	1	5	7	169	159	27
	NUMERICAL CHANGE			86+	6-	3.16-	1+	1+	2-	4-	71+	21+	2-
PERCENT CHANGE			23.3+	16.7-	32.4-	100.0+	100.0+	40.0-	57.1-	42.0+	13.2+	7.4-	
MUNICIPAL	76	7,783	14.77	115	7	6.08	0	0	2	0	42	66	5
	75	7,759	17.39	135	26	19.25	0	0	2	1	61	64	7
	NUMERICAL CHANGE	24+	2.62-	20-	19-	13.17-	0	0	0	1-	19-	2+	2-
PERCENT CHANGE	.3+	15.1-	14.8-	73.1-	68.4-			.0	*	31.1-	3.1+	28.6-	
CHARLES TOWN PD	76	3,300	26.96	89	3	3.37	0	0	0	0	38	48	3
	75	3,399	23.24	79	23	29.11	0	0	2	0	32	39	6
	NUMERICAL CHANGE	99-	3.72+	10+	20-	25.74-	0	0	2-	0	6+	9+	3-
PERCENT CHANGE	2.9-	16.0+	12.7+	87.0-	88.4-			*		18.8+	23.1+	50.0-	
SHEPPERDSTOWN PD	76	1,983	12.10	24	4	16.66	0	0	2	0	4	18	0
	75	0	.00	0	0	.00	0	0	0	0	0	0	0
	NUMERICAL CHANGE	1,983+	12.10+	24+	4+	16.66+	0	0	2+	0	4+	18+	0
PERCENT CHANGE	.0	.0	*	*	*			*		*	*		
RANSON PD	76	2,500	.80	2	0	.00	0	0	0	0	0	0	2
	75	2,462	7.31	18	0	.00	0	0	0	0	14	3	1
	NUMERICAL CHANGE	38+	6.51-	16-	0	.00	0	0	0	0	14-	3-	1+
PERCENT CHANGE	1.5+	89.1-	68.9-							*	*	100.0+	

KANAWHA CTY TOTAL	76	219,056	45.95	10078	1566	15.53	16	55	189	315	2026	6907	570
	75	225,457	35.48	8010	1726	21.54	15	28	218	217	2095	4872	565
	NUMERICAL CHANGE	6,411-	10.47+	2068+	160-	6.01-	1+	27+	29-	98+	69-	2035+	5+
PERCENT CHANGE	2.8-	29.5+	25.8+	9.3-	27.9-	6.7+	96.4+	13.3-	45.2+	3.3-	41.8+	.9+	

RURAL	76	91,997	19.38	1785	246	13.78	11	17	28	33	516	1039	141
	75	100,154	17.75	1779	310	17.42	9	13	28	41	663	879	146
	NUMERICAL CHANGE	8,157-	1.63+	6+	64-	3.64-	2+	4+	0	8-	147-	160+	5-
PERCENT CHANGE	8.1-	9.2+	.3+	20.6-	20.9-	22.2+	30.8+	.0	19.5-	22.2-	18.2+	3.4-	
SHERIFF	76			462	97	20.99	2	9	14	12	112	245	68
	75			334	90	26.94	2	6	7	10	138	127	44
	NUMERICAL CHANGE			128+	7+	5.95-	0	3+	7+	2+	26-	118+	24+
PERCENT CHANGE			38.3+	7.8+	22.1-	.0	50.0+	100.0+	20.0+	18.8-	92.9+	54.5+	
STATE POLICE	76			1323	149	11.26	9	8	14	21	404	794	73
	75			1445	220	15.22	7	7	21	31	525	752	102
	NUMERICAL CHANGE			122-	71-	3.96-	2+	1+	7-	10-	121-	42+	29-
PERCENT CHANGE			8.4-	32.3-	26.0-	28.6+	14.3+	33.3-	32.3-	23.0-	5.6+	28.4-	

WEST VIRGINIA U C R CRIME INDEX REPORT

IDENTIFIER	POPULATION	CRIME RATE	TOTAL OFFEN	TOTAL CLEAR	PERCENT CLEARED	MURDER	RAPF	ROBBERY	FEL ASSLT	BREAK ENTER	LARCENY THEFT	M/V THEFT
MOUNDSVILLE PL	76 13,563	39.36	526	69	13.11	0	2	4	17	108	351	44
	75 12,979	36.74	477	97	20.33	0	1	2	1	57	390	26
	NUMERICAL CHANGE	364+	2.02+	49+	7.22-	0	1+	2+	16+	51+	39-	18+
	PERCENT CHANGE	3.0+	7.1+	10.3+	28.5-	0	100.0+	100.0+	160.0+	89.5+	10.0-	69.2+
MASON CTY TOTAL	76 26,300	14.14	372	57	15.32	6	0	3	7	139	198	19
	75 25,000	13.16	329	44	13.37	1	1	3	6	125	182	11
	NUMERICAL CHANGE	1,300+	49+	13+	1.95+	5+	1-	0	1+	14+	16+	8+
	PERCENT CHANGE	5.2+	7.4+	13.1+	29.5+	14.6+	500.0+	*	.0	16.7+	11.2+	8.8+
RUFAL	76 15,263	9.09	139	21	15.10	5	0	1	4	53	68	8
	75 15,261	11.46	175	21	12.00	1	1	1	4	70	90	8
	NUMERICAL CHANGE	22+	2.37-	36-	3.10+	4+	1-	0	0	17-	22-	0
	PERCENT CHANGE	-1+	20.7-	20.6-	.0	25.8+	400.0+	*	.0	24.3-	24.4-	.0
SHERIFF	76		81	0	7.40	1	0	0	1	33	44	2
	75		98	11	11.22	0	0	0	1	50	45	2
	NUMERICAL CHANGE		17-	5-	3.82-	1+	0	0	0	17-	1-	.0
	PERCENT CHANGE		17.3-	45.5-	36.0-	*			.0	34.0-	2.2-	.0
STATE POLICE	76		58	15	25.86	4	0	1	3	20	24	6
	75		77	10	12.98	1	1	1	3	20	45	6
	NUMERICAL CHANGE		19-	5+	12.88+	3+	1-	0	0	0	21-	0
	PERCENT CHANGE		24.7-	50.0+	99.2+	300.0+	*	.0	.0	.0	46.7-	.0
MUNICIPAL	76 11,017	21.14	233	36	15.45	1	0	2	3	66	130	11
	75 9,739	15.81	154	23	14.93	0	0	2	2	55	92	3
	NUMERICAL CHANGE	1,278+	5.33+	79+	13+	.52+	1+	0	1+	31+	38+	8+
	PERCENT CHANGE	13.1+	33.7+	51.3+	56.5+	3.5+	*	.0	50.0+	56.4+	41.3+	266.7+
POINT PLEASANT PD	76 7,574	28.12	213	33	15.49	0	0	2	3	71	129	8
	75 7,200	20.55	148	23	15.54	0	0	2	2	51	91	2
	NUMERICAL CHANGE	374+	7.57+	65+	10+	.05-	0	0	1+	20+	38+	6+
	PERCENT CHANGE	5.2+	36.8+	43.9+	43.5+	.3-		.0	50.0+	39.2+	41.8+	300.0+
NEW HAVEN PD	76 1,243	4.82	6	1	16.66	0	0	0	0	3	0	3
	75 1,182	.84	1	0	.00	0	0	0	0	1	0	0
	NUMERICAL CHANGE	61+	3.98+	5+	1+	16.66+	0	0	0	2+	0	3+
	PERCENT CHANGE	5.2+	473.8+	500.0+	*	*				200.0+		*
MASON PD	76 2,200	6.36	14	2	14.28	1	0	0	0	12	1	0
	75 1,357	3.68	5	0	.00	0	0	0	0	3	1	1
	NUMERICAL CHANGE	843+	2.68+	9+	2+	14.28+	1+	0	0	9+	0	1-
	PERCENT CHANGE	62.1+	72.8+	180.0+	*	*	*			300.0+	.0	*
MERCER CTY TOTAL	76 66,058	19.11	1274	319	25.03	7	3	29	51	378	749	57
	75 66,259	15.82	1049	234	22.30	5	4	30	56	312	598	44
	NUMERICAL CHANGE	399+	3.29+	225+	85+	2.73+	2+	1-	5-	66+	151+	13+
	PERCENT CHANGE	.6+	20.8+	21.4+	36.3+	12.2+	40.0+	25.0-	3.3-	8.9-	21.2+	25.3+
RURAL	76 39,488	9.06	358	132	36.87	3	1	10	14	91	213	26
	75 38,384	7.26	279	53	18.99	3	3	7	8	86	149	23
	NUMERICAL CHANGE	1,104+	1.80+	79+	79+	17.88+	0	2-	3+	6+	64+	3+
	75		7	2	28.57	0	1	0	0	4	2	0
	NUMERICAL CHANGE		37+	32+	48.70+	2+	0	2+	9+	6+	14+	4+
	PERCENT CHANGE		528.6+	1600.0+	170.5+	*	.0	*	*	150.0+	700.0+	*
STATE POLICE	76		314	98	31.21	1	0	8	5	81	197	23
	75		272	51	18.75	3	2	7	8	82	147	22
	NUMERICAL CHANGE		42+	47+	12.46+	2-	2-	1+	3-	1-	50+	1-
	PERCENT CHANGE		15.4+	92.2+	66.7-	*	14.3+	37.5-	1.2-	34.0+	4.3-	
MUNICIPAL	76 27,170	33.70	916	187	20.41	4	2	19	37	287	536	31
	75 27,875	27.61	770	181	23.50	2	1	23	48	226	449	21
	NUMERICAL CHANGE	705-	6.09+	146+	6+	3.09-	2+	1+	4-	11-	61+	87+
	PERCENT CHANGE	2.5-	22.1+	19.0+	3.3+	13.1-	100.0+	100.0+	17.4-	22.9-	27.0+	19.4+
ATHENS PL	76 1,010	2.97	3	0	.00	0	0	0	0	1	1	1
	75 1,005	10.94	11	0	.00	0	0	0	0	9	1	1
	NUMERICAL CHANGE	5+	7.97-	8-	.00	0	0	0	0	8-	0	0
	PERCENT CHANGE	.5+	72.9-	72.7-						88.9-	.0	.0
BLUEFIELD PD	76 17,000	37.88	644	107	16.61	4	2	13	24	190	389	22
	75 17,857	33.60	600	121	20.16	1	0	17	28	173	367	14
	NUMERICAL CHANGE	857-	4.28+	44+	14-	3.55-	3+	2+	4-	17+	22+	8+
	PERCENT CHANGE	4.8-	12.7+	7.3+	11.6-	17.6-	300.0+	*	23.5-	14.3-	9.8+	6.0+
PRINCETON PD	76 7,219	35.87	259	75	28.95	0	0	6	10	92	146	5
	75 7,176	21.87	157	58	36.94	1	1	6	20	42	81	6
	NUMERICAL CHANGE	43+	14.00+	102+	17+	7.99-	1-	1-	0	10-	50+	65+
	PERCENT CHANGE	.6+	64.0+	65.0+	29.3+	21.6-	*	*	.0	50.0+	119.0+	80.2+
MATOAKA PD	76 641	15.60	10	5	50.00	0	0	0	3	4	0	3
	75 637	3.13	2	2	100.00	0	0	0	0	2	0	0
	NUMERICAL CHANGE	4+	12.47+	8+	3+	50.00-	0	0	0	3+	2+	0
	PERCENT CHANGE	.6+	398.4+	400.0+	150.0+	50.0-			*	100.0+		*
BRAMWELL PD	76 1,300	.00	0	0	.00	0	0	0	0	0	0	0
	75 1,200	.00	0	0	.00	0	0	0	0	0	0	0
	NUMERICAL CHANGE	100+	.00	0	.00	0	0	0	0	0	0	0
	PERCENT CHANGE	8.3+										
MINERAL CTY TOTAL	76 24,896	10.04	250	93	37.20	1	1	4	29	50	155	10
	75 24,033	10.47	258	98	37.98	0	1	1	44	48	156	8
	NUMERICAL CHANGE	263+	.43-	8-	5-	.78-	1+	0	3+	15-	2+	1-
	PERCENT CHANGE	1.1+	4.1-	3.1-	5.1-	2.1-	*	.0	300.0+	34.1-	4.2+	.6-
RURAL	76 14,433	5.33	77	40	51.94	1	1	2	8	29	29	7
	75 14,575	5.62	82	36	43.90	0	1	0	19	26	33	3
	NUMERICAL CHANGE	142-	.29-	5-	8.04+	1+	0	2+	11-	3+	4-	4+
	PERCENT CHANGE	1.0-	5.2-	6.1-	11.1+	18.3+	*	.0	57.9-	11.5+	12.1-	133.3+
SHERIFF	76		5	0	.00	0	0	0	0	4	1	0
	75		1	0	.00	0	0	0	0	0	1	0
	NUMERICAL CHANGE		4+	0	.00	0	0	0	0	4+	0	0
	PERCENT CHANGE		400.0+						*	.0		

WEST VIRGINIA U.C.R. CRIME INDEX REPORT

UNOFFICIAL

	POPULATION	CRIME RATE	TOTAL OFFEN	TOTAL CLEARED	PERCENT CLEARED	MURDER	ROBBERY	FEL ASLT	BREAK ENTER	LARCENY THEFT	N/V THEFT	
STATE POLICE 76			72	40	55.55	1	1	2	8	25	28	7
NUMERICAL CHANGE			81	36	44.44	0	1	0	19	26	32	3
PERCENT CHANGE			9-	4+	11.11+	1+	0	2+	11-	1-	4-	4+
			11.1-	11.1+	25.0+	*	.0	*	57.9-	3.8-	12.5-	133.3+
MUNICIPAL 76	10,463	16.53	173	53	30.63	0	0	2	21	21	126	3
NUMERICAL CHANGE	10,058	17.49	176	62	35.22	0	0	1	25	22	123	5
PERCENT CHANGE	4.0+	5.5-	1.7-	14.5-	13.0-	0	0	1+	4-	1-	3+	2-
KEYSER PD 76	8,000	17.25	138	47	34.05	0	0	0	18	4	114	2
NUMERICAL CHANGE	6,929	21.50	149	57	38.25	0	0	0	20	5	119	5
PERCENT CHANGE	1,071+	4.25+	11-	10-	4.20-	0	0	0	2-	1-	5-	3-
	15.5+	19.8-	7.4-	17.5-	11.0-				10.0-	20.0-	4.2-	60.0-
PIEDMONT PL 76	1,200	28.33	34	6	17.64	0	0	2	3	17	12	0
NUMERICAL CHANGE	1,879	12.24	23	5	21.73	0	0	1	5	13	4	0
PERCENT CHANGE	679-	16.09+	11+	1+	4.09+	0	0	1+	2-	4+	8+	0
	36.1-	131.5+	47.8+	20.0+	18.8-				100.0+	40.0-	30.8+	200.0+
RIDGELEY PD 76	1,263	.79	1	0	.00	0	0	0	0	0	0	1
NUMERICAL CHANGE	1,250	3.20	4	0	.00	0	0	0	0	4	0	0
PERCENT CHANGE	1.0+	2.41-	3-	0	.00	0	0	0	0	4-	0	1+
		75.3-	75.0-							*		*

MINGU CTY TOTAL 76	35,000	10.99	385	92	23.89	3	8	6	37	118	138	75
NUMERICAL CHANGE	33,682	10.74	362	87	24.03	8	6	14	21	118	143	52
PERCENT CHANGE	1,318+	.25+	23+	5+	.14-	5-	2+	8-	16+	0	5-	23+
	3.9+	2.3+	6.4+	5.7+	.6-	62.5-	33.3+	57.1-	76.2+	.0	3.5-	44.2+

RURAL 76	24,775	11.38	282	79	28.01	3	7	4	35	93	76	64
NUMERICAL CHANGE	24,914	8.98	224	43	19.19	6	6	10	13	72	60	37
PERCENT CHANGE	139-	2.40+	58+	36+	8.82+	3-	1+	6-	22+	21+	4-	27+
	.6-	26.7+	25.9+	83.7+	46.0+	50.0-	16.7+	60.0-	169.2+	29.2+	5.0-	73.0+
SHERIFF 76			21	17	80.95	0	2	2	4	11	1	1
NUMERICAL CHANGE			11	0	54.54	0	3	0	1	6	0	1
PERCENT CHANGE			10+	11+	26.41+	0	1-	2+	3+	5+	1+	0
			90.9+	183.3+	48.4+		33.3-	*	300.0+	83.3+	*	.0
STATE POLICE 76			261	62	23.75	3	5	2	31	82	75	63
NUMERICAL CHANGE			213	37	17.37	6	3	10	12	66	80	36
PERCENT CHANGE			48+	25+	6.38+	3-	2+	8-	19+	16+	5-	27+
			22.5+	67.6+	36.7+	50.0-	66.7+	80.0-	158.3+	24.2+	6.3-	75.0+
MUNICIPAL 76	10,225	10.07	103	13	12.62	0	1	2	2	25	62	11
NUMERICAL CHANGE	8,768	15.73	138	44	31.88	2	0	4	8	46	63	15
PERCENT CHANGE	1,457+	5.66-	35-	31-	19.26-	2-	1+	2-	6-	21-	1-	4-
	16.6+	36.0-	25.4-	70.5-	60.4-	*	*	50.0-	75.0-	45.7-	1.6-	26.7-
GILBERT PD 76	830	14.45	12	1	8.33	0	1	0	0	6	3	2
NUMERICAL CHANGE	799	.00	0	0	.00	0	0	0	0	0	0	0
PERCENT CHANGE	31+	14.45+	12+	1+	8.33+	0	1+	0	0	6+	3+	2+
	3.9+	.0	*	*	*		*			*	*	*
WILLIAMSON PD 76	6,500	13.23	86	12	13.95	0	0	2	2	15	58	9
NUMERICAL CHANGE	5,636	24.30	137	43	31.38	2	0	4	8	46	62	15
PERCENT CHANGE	864+	11.07-	51-	31-	17.43-	2-	0	2-	6-	31-	4-	6-
	15.3+	45.6-	37.2-	72.1-	55.5-	*		50.0-	75.0-	67.4-	6.5-	40.0-
KERMIT PD 76	1,200	.00	0	0	.00	0	0	0	0	0	0	0
NUMERICAL CHANGE	736	.00	0	0	.00	0	0	0	0	0	0	0
PERCENT CHANGE	464+	.00	0	0	.00	0	0	0	0	0	0	0
	63.0+											
DELBARTON PD 76	1,000	5.00	5	0	.00	0	0	0	0	4	1	0
NUMERICAL CHANGE	928	1.07	1	1	100.00	0	0	0	0	0	1	0
PERCENT CHANGE	72+	3.93+	4+	1-	100.00-	0	0	0	0	4+	0	0
	7.8+	367.3+	400.0+	*	*					*	.0	
MATEWAN PD 76	695	.00	0	0	.00	0	0	0	0	0	0	0
NUMERICAL CHANGE	669	.00	0	0	.00	0	0	0	0	0	0	0
PERCENT CHANGE	26+	.00	0	0	.00	0	0	0	0	0	0	0
	3.9+											

MONONGALIA CTY TOTAL 76	68,365	26.18	1791	221	12.33	2	8	22	23	385	1224	127
NUMERICAL CHANGE	69,175	21.63	1497	150	10.02	3	6	19	30	354	952	133
PERCENT CHANGE	810-	4.55+	294+	71+	2.31+	1-	2+	3+	7-	31+	272+	6-
	1.2-	21.0+	19.6+	47.3+	23.1+	33.3-	33.3+	15.8+	23.3-	8.8+	28.6+	4.5-

RURAL 76	25,989	13.23	344	32	9.30	1	4	5	6	125	165	38
NUMERICAL CHANGE	22,806	13.23	302	23	7.61	3	1	5	25	113	124	31
PERCENT CHANGE	3,181+	.00	42+	9+	1.69+	2-	3+	0	19-	12+	41+	7+
	13.9+	.0	13.9+	39.1+	22.2+	66.7-	300.0+	.0	76.0-	10.6+	33.1+	22.6+
SHERIFF 76			138	4	2.89	0	0	0	0	58	80	0
NUMERICAL CHANGE			131	0	.00	0	0	1	0	58	72	0
PERCENT CHANGE			7+	4+	2.89+	0	0	1-	0	0	8+	0
			5.3+	*	*		*	*	.0	11.1+		
STATE POLICE 76			206	26	13.59	1	4	5	6	67	85	38
NUMERICAL CHANGE			171	23	13.45	3	1	4	25	55	52	31
PERCENT CHANGE			35+	5+	.14+	2-	3+	1+	19-	12+	33+	7+
			20.5+	21.7+	1.0+	66.7-	300.0+	25.0+	76.0-	21.8+	63.5+	22.6+
MUNICIPAL 76	42,376	34.13	1447	189	13.06	1	4	17	17	260	1059	89
NUMERICAL CHANGE	40,367	25.76	1195	127	10.62	0	5	14	5	241	828	102
PERCENT CHANGE	3,991-	8.37+	252+	62+	2.44+	1+	1-	3+	12+	19+	231+	13-
	8.6-	32.5+	21.1+	48.6+	23.0+	*	20.0-	21.4+	240.0+	7.9+	27.9+	12.7-
MUKGANTOWN PL 76	31,000	34.21	1061	165	15.55	1	3	17	8	254	701	77
NUMERICAL CHANGE	35,205	24.02	846	105	12.41	0	5	14	5	212	518	92
PERCENT CHANGE	4,205-	10.19+	215+	60+	3.14+	1+	2-	3+	3+	42+	183+	15-
	11.9-	42.4+	25.4+	57.1+	25.3+	*	40.0-	21.4+	60.0+	19.8+	35.3+	16.3-
STAR CITY PD 76	2,000	5.00	10	2	20.00	0	0	0	0	1	7	2
NUMERICAL CHANGE	1,424	15.44	22	21	95.45	0	0	0	0	1	21	0
PERCENT CHANGE	576+	10.44-	12-	19-	75.45-	0	0	0	0	0	14-	2+
	40.4+	67.6-	54.5-	90.5-	79.0-					.0	66.7-	*

WEST VIRGINIA UCR CRIME INDEX REPORT

IDENTIFIER		POPULATION	CRIME RATE	TOTAL OFFENSES	TOTAL CLEARED	PERCENT CLEARED	MURDER	RAPE	ROBBERY	FEL ASSLT	BREAK ENTER	LARCENY THEFT	M/V THEFT	
WESTOVER PD	76	5,465	.00	0	0	.00	0	0	0	0	0	0	0	
	75	5,522	4.88	27	1	3.70	0	0	0	0	7	20	0	
	NUMERICAL CHANGE		57-	4.88-	27-	1-	3.70-	0	0	0	0	7-	20-	0
	PERCENT CHANGE		1.0-	.0	*	*	*					*	20-	0
OSAGE PD	76	346	.00	0	0	.00	0	0	0	0	0	0	0	
	75	350	.00	0	0	.00	0	0	0	0	0	0	0	
	NUMERICAL CHANGE		4-	.00	0	0	.00	0	0	0	0	0	0	0
	PERCENT CHANGE		1.1-											
WV SECURITY POLICE	76	3,565	105.46	376	22	5.85	0	1	0	9	5	351	10	
	75	3,866	77.59	300	0	.00	0	0	0	0	21	269	10	
	NUMERICAL CHANGE		301-	27.87+	76+	22+	5.85+	0	1+	0	9+	16-	82+	0
	PERCENT CHANGE		7.6-	35.9+	25.3+	*	*		*	*	*	76.2-	30.5+	.0

MONROE CTY TOTAL	76	11,946	8.53	102	19	18.52	0	3	1	9	65	22	2	
	75	11,572	5.70	66	18	27.27	2	3	1	9	41	10	3	
	NUMERICAL CHANGE		374+	2.83+	36+	1+	8.85-	2-	3+	0	0	24+	12+	1-
	PERCENT CHANGE		3.2+	49.6+	54.5+	5.6+	31.7-	*	*	.0	.0	58.5+	120.0+	33.3-

RURAL	76	10,823	8.47	92	18	19.56	0	3	1	9	59	18	2	
	75	10,433	6.32	66	18	27.27	2	0	1	9	41	10	3	
	NUMERICAL CHANGE		390+	2.17+	26+	0	7.71-	2-	3+	0	0	18+	8+	1-
	PERCENT CHANGE		3.7+	34.3+	39.4+	.0	28.3-	*	*	.0	.0	43.9+	80.0+	33.3-
SHERIFF	76			48	4	8.33	0	0	0	2	41	5	0	
	75			36	9	25.00	1	0	0	3	24	6	2	
	NUMERICAL CHANGE				12+	5-	16.67-	1-	0	0	1-	17+	1-	2-
	PERCENT CHANGE				33.3+	55.6-	66.7-	*			33.3-	70.8+	16.7-	*
STATE POLICE	76			44	14	31.81	0	3	1	7	18	13	2	
	75			30	9	30.00	1	0	1	6	17	4	1	
	NUMERICAL CHANGE				14+	5+	1.81+	1-	3+	0	1+	1+	9+	1+
	PERCENT CHANGE				46.7+	55.6+	6.0+	*	*	.0	16.7+	5.9+	225.0+	100.0+
MUNICIPAL	76	1,123	6.90	10	1	10.00	0	0	0	0	6	4	0	
	75	1,139	.00	0	0	.00	0	0	0	0	0	0	0	
	NUMERICAL CHANGE		16-	8.90+	10+	1+	10.00+	0	0	0	0	6+	4+	0
	PERCENT CHANGE		1.4-	.0	*	*	*					*	*	
UNION PD	76	623	.00	0	0	.00	0	0	0	0	0	0	0	
	75	577	.00	0	0	.00	0	0	0	0	0	0	0	
	NUMERICAL CHANGE		46+	.00	0	0	.00	0	0	0	0	0	0	0
	PERCENT CHANGE		8.0+											
PETERSTOWN PD	76	500	20.00	10	1	10.00	0	0	0	0	6	4	0	
	75	562	.00	0	0	.00	0	0	0	0	0	0	0	
	NUMERICAL CHANGE		62-	20.00+	10+	1+	10.00+	0	0	0	0	6+	4+	0
	PERCENT CHANGE		11.0-	.0	*	*	*					*	*	

MORGAN CTY TOTAL	76	8,647	16.18	140	51	22.14	0	0	0	10	67	60	3	
	75	8,546	21.88	187	29	15.50	0	0	1	2	95	78	11	
	NUMERICAL CHANGE		101+	5.70-	47-	2+	6.64+	0	0	1-	8+	28-	18-	8-
	PERCENT CHANGE		1.2+	26.1-	25.1-	6.9+	42.8+			*	400.0+	29.5-	23.1-	72.7-

RURAL	76	6,736	20.18	136	30	22.05	0	0	0	10	66	57	3	
	75	6,702	25.96	174	26	14.94	0	0	1	1	88	75	11	
	NUMERICAL CHANGE		34+	5.78-	38-	4+	7.11+	0	0	1-	9+	22-	16-	8-
	PERCENT CHANGE		.5+	22.3-	21.8-	15.4+	47.6+			*	900.0+	25.0-	21.9-	72.7-
SHERIFF	76			89	10	11.23	0	0	0	2	47	39	1	
	75			125	7	5.60	0	0	0	0	70	49	5	
	NUMERICAL CHANGE				36-	3+	5.63+	0	0	1-	2+	23-	10-	4-
	PERCENT CHANGE				28.8-	42.9+	100.5+			*	*	32.9-	20.4-	80.0-
STATE POLICE	76			47	20	42.55	0	0	0	8	19	18	2	
	75			49	19	38.77	0	0	0	1	18	24	6	
	NUMERICAL CHANGE				2-	1+	3.78+	0	0	0	7+	1+	6-	4-
	PERCENT CHANGE				4.1-	5.3+	9.7+				700.0+	5.6+	25.0-	66.7-
MUNICIPAL	76	1,911	2.09	4	1	25.00	0	0	0	0	1	3	0	
	75	1,844	7.04	13	3	23.07	0	0	0	1	7	5	0	
	NUMERICAL CHANGE		67+	4.95-	9-	2-	1.93+	0	0	0	1-	6-	2-	0
	PERCENT CHANGE		3.6+	70.3-	69.2-	66.7-	8.4+				*	85.7-	40.0-	
BERKELEY SPRINGS PD	76	1,151	.00	0	0	.00	0	0	0	0	0	0	0	
	75	1,138	.00	0	0	.00	0	0	0	0	0	0	0	
	NUMERICAL CHANGE		13+	.00	0	0	.00	0	0	0	0	0	0	0
	PERCENT CHANGE		1.1+											
PAW-PAW PD	76	760	5.26	4	1	25.00	0	0	0	0	1	3	0	
	75	706	18.41	13	3	23.07	0	0	0	1	7	5	0	
	NUMERICAL CHANGE		54+	13.15-	9-	2-	1.93+	0	0	0	1-	6-	2-	0
	PERCENT CHANGE		7.6+	71.4-	69.2-	66.7-	8.4+				*	85.7-	40.0-	

NICHOLAS CTY TOTAL	76	24,595	7.23	178	61	34.26	0	0	1	12	57	97	11	
	75	24,131	7.79	188	100	53.19	1	0	1	60	61	53	12	
	NUMERICAL CHANGE		464+	.56-	10-	39-	18.93-	1-	0	0	48-	4-	44+	1-
	PERCENT CHANGE		1.9+	7.2-	5.3-	39.0-	35.6-	*		.0	80.0-	6.6-	83.0+	8.3-

RURAL	76	17,395	5.57	97	20	20.61	0	0	1	5	40	45	6	
	75	17,555	5.75	101	52	51.48	1	0	1	26	40	28	5	
	NUMERICAL CHANGE		160-	.18-	4-	32-	30.87-	1-	0	0	21-	0	17+	1+
	PERCENT CHANGE		.5-	3.1-	4.0-	61.5-	60.0-	*		.0	80.8-	.0	60.7+	20.0+
SHERIFF	76			26	10	38.46	0	0	0	2	15	8	1	
	75			23	23	100.00	0	0	0	12	3	8	0	
	NUMERICAL CHANGE				3+	13-	61.54-	0	0	0	10-	12+	0	1+
	PERCENT CHANGE				13.0+	56.5-	61.5-				83.3-	400.0+	.0	*
STATE POLICE	76			71	10	14.08	0	0	1	3	25	37	5	
	75			78	29	37.17	1	0	1	14	37	20	5	
	NUMERICAL CHANGE				7-	19-	23.09-	1-	0	0	11-	12-	17+	0
	PERCENT CHANGE				9.0-	65.5-	62.1-	*		.0	78.6-	32.4-	85.0+	.0
MUNICIPAL	76	7,200	11.24	81	41	50.61	0	0	0	7	17	52	5	
	75	6,576	13.22	87	48	55.17	0	0	0	34	21	25	7	
	NUMERICAL CHANGE		624+	1.98-	6-	7-	4.56-	0	0	0	27-	4-	27+	2-
	PERCENT CHANGE		9.5+	15.0-	6.9-	14.6-	8.3-				79.4-	19.0-	108.0+	28.6-

WEST VIRGINIA H C P CRIME INDEX REPORT

IDENTIFIER	POPULATION	CRIME RATE	TOTAL OFFENSES	TOTAL CLEAR	PERCENT CLEARED	MURDER	KAPF	ROBBERY	FEL ASSLT	BREAK ENTER	LARCENY THEFT	M/Y THEFT
RICHMOND PD	76 75	4,500 3,977	8.22 12.32	37 49	16 32	48.64 65.30	0 0	0 0	3 25	7 13	24 7	3 4
		NUMERICAL CHANGE	4.10-	12-	14-	16.66-	0	0	22-	6-	17+	1-
		PERCENT CHANGE	13.2+	33.3+	24.5-	43.6-	0	0	88.0-	46.2-	242.9+	25.0-
SUMMERSVILLE PD	76 75	2,700 2,559	16.29 14.62	44 38	23 7*	52.27 42.10	0 0	0 0	4 9	10 8	28 18	2 3
		NUMERICAL CHANGE	1.67+	6+	7*	10.17+	0	0	5-	2*	10+	1-
		PERCENT CHANGE	3.9+	11.4+	15.9+	43.0+	0	0	55.6-	25.0+	55.6+	33.3-
OHIO CTY TOTAL	76 75	41,037 62,137	39.62 33.22	2419 2065	322 305	13.31 14.76	0 0	9 12	55 73	40 21	518 433	135 108
		NUMERICAL CHANGE	1,100-	354+	17*	1.45-	0	3-	18-	19+	85+	24+
		PERCENT CHANGE	1.8-	19.3+	17.1+	5.6-	0	25.0-	24.7-	90.5+	19.6+	17.2+
RURAL	76 75	11,397 12,454	20.53 18.06	234 225	29 24	12.39 10.66	0 0	0 4	6 6	7 1	75 71	10 16
		NUMERICAL CHANGE	1,057-	2,47+	9*	5*	1.73+	0	4-	0	6+	4+
		PERCENT CHANGE	8.5-	13.7+	4.0+	20.8+	16.2+	0	4-	0	600.0+	5.6+
SHERIFF	76 75			144 161	8 14	5.55 8.69	0 0	3 4	3 1	3 4	44 101	90 4
		NUMERICAL CHANGE		17-	6-	3.14-	0	4-	1-	2*	3-	11-
		PERCENT CHANGE		10.6-	42.9-	36.1-	0	4-	25.0-	200.0+	6.4-	10.9-
STATE POLICE	76 75			90 64	21 10	23.33 15.62	0 0	0 0	3 2	4 0	31 24	46 26
		NUMERICAL CHANGE		26+	11+	7.71+	0	0	1+	4+	7+	20+
		PERCENT CHANGE		40.6+	110.0+	49.4+	0	0	50.0+	*	29.2+	76.9+
MUNICIPAL	76 75	49,640 49,683	44.00 37.02	2185 1840	293 281	13.40 15.27	0 0	9 8	49 67	33 20	443 362	125 92
		NUMERICAL CHANGE	43-	6,98+	345+	12*	1.87-	0	1+	18-	13+	81+
		PERCENT CHANGE	.1-	18.9+	18.8+	4.3+	12.2-	0	12.5+	26.9-	65.0+	22.4+
WHEELING PD	76 75	44,600 45,404	48.29 40.36	2154 1833	293 281	13.60 15.33	0 0	9 8	49 67	32 20	432 360	122 92
		NUMERICAL CHANGE	904-	7,93+	321+	12*	1.73-	0	1+	18-	12+	72+
		PERCENT CHANGE	1.8-	19.6+	17.5+	4.3+	11.3-	0	12.5+	26.9-	60.0+	20.0+
TRIADELPHIA PD	76 75	910 529	.00 .00	0 0	0 0	.00 .00	0 0	0 0	0 0	0 0	0 0	0 0
		NUMERICAL CHANGE	381+	.00	0	0	.00	0	0	0	0	0
		PERCENT CHANGE	72.0+	.00	0	0	.00	0	0	0	0	0
BETHLEHEM PD	76 75	3,500 3,750	6.28 1.86	29 7	0 0	.00 .00	0 0	0 0	1 0	10 2	16 5	2 0
		NUMERICAL CHANGE	250-	6.42+	22+	0	.00	0	0	1+	8+	11+
		PERCENT CHANGE	6.7-	345.2+	314.3+	0	.00	0	0	400.0+	220.0+	*
WEST LIBERTY PD	76 75	630 0	3.17 .00	2 0	0 0	.00 .00	0 0	0 0	0 0	1 0	0 0	1 0
		NUMERICAL CHANGE	630+	3.17+	2+	0	.00	0	0	0	1+	0
		PERCENT CHANGE	.0	.0	*	0	.00	0	0	0	1+	1+
PENDLETON CTY TOTAL	76 75	7,429 7,440	7.80 6.98	58 52	16 22	27.58 42.30	2 0	3 2	1 0	4 8	21 17	26 25
		NUMERICAL CHANGE	11-	.82+	6+	14.72-	2+	1+	1+	4-	4+	1+
		PERCENT CHANGE	1.1-	11.7+	11.5+	27.3+	34.8-	0	50.0+	50.0+	23.5+	4.0+
RURAL	76 75	6,628 6,640	7.24 7.07	48 47	16 22	33.33 46.80	2 0	3 2	0 0	4 8	15 12	24 25
		NUMERICAL CHANGE	12-	.17+	1+	13.47-	2+	1+	0	4-	3+	1-
		PERCENT CHANGE	.2-	2.4+	2.1+	27.3-	28.8-	0	50.0+	50.0+	25.0+	4.0-
SHERIFF	76 75			0 0	0 0	.00 .00	0 0	0 0	0 0	0 0	0 0	0 0
		NUMERICAL CHANGE		0	0	.00	0	0	0	0	0	0
		PERCENT CHANGE		0	0	.00	0	0	0	0	0	0
STATE POLICE	76 75			48 47	16 22	33.33 46.80	2 0	3 2	0 0	4 8	15 12	24 25
		NUMERICAL CHANGE		1+	6-	13.47-	2+	1+	0	4-	3+	1-
		PERCENT CHANGE		2.1+	27.3-	28.8-	0	50.0+	50.0+	25.0+	4.0-	0
MUNICIPAL	76 75	801 800	12.48 6.25	10 5	0 0	.00 .00	0 0	0 0	1 0	0 0	6 5	2 0
		NUMERICAL CHANGE	1+	6.23+	5+	0	.00	0	0	0	1+	2+
		PERCENT CHANGE	.1+	99.7+	100.0+	0	.00	0	0	0	20.0+	*
FRANKLIN PD	76 75	801 800	12.48 6.25	10 5	0 0	.00 .00	0 0	0 0	1 0	0 0	6 5	2 0
		NUMERICAL CHANGE	1+	6.23+	5+	0	.00	0	0	0	1+	2+
		PERCENT CHANGE	.1+	99.7+	100.0+	0	.00	0	0	0	20.0+	*
PLEASANTS CTY TOTAL	76 75	7,730 7,870	7.89 8.76	61 69	10 6	16.39 11.59	0 1	0 0	0 0	1 3	16 32	40 32
		NUMERICAL CHANGE	140-	.87-	8-	4.80+	1-	0	0	2-	16-	8+
		PERCENT CHANGE	1.8-	9.9-	11.6-	25.0+	41.4+	0	0	66.7-	50.0-	25.0+
RURAL	76 75	5,287 5,330	3.59 5.44	19 29	7 4	36.84 27.58	0 1	0 0	0 0	0 3	10 19	5 5
		NUMERICAL CHANGE	43-	1.85-	10-	9.26+	1-	0	0	3-	9-	0
		PERCENT CHANGE	.8-	34.0-	34.5-	12.5-	33.6+	0	0	0	47.4-	0
SHERIFF	76 75			4 4	1 1	25.00 25.00	0 0	0 0	0 0	0 0	3 3	0 0
		NUMERICAL CHANGE		0	0	.00	0	0	0	0	0	0
		PERCENT CHANGE		.0	.0	.0	0	0	0	0	0	.0
STATE POLICE	76 75			15 25	6 7	40.00 28.00	0 1	0 0	0 0	0 3	7 16	5 5
		NUMERICAL CHANGE		10-	1-	12.00+	1-	0	0	3-	9-	0
		PERCENT CHANGE		40.0-	14.3-	42.9+	0	0	0	3-	56.3-	0
MUNICIPAL	76 75	2,443 2,540	17.19 15.74	42 40	3 0	7.14 .00	0 0	0 0	0 0	1 0	6 13	35 27
		NUMERICAL CHANGE	47-	1.45+	2+	3+	7.14+	0	0	0	7-	8+
		PERCENT CHANGE	3.8-	9.2+	5.0+	*	*	0	0	0	53.8-	29.6+

WEST VIRGINIA U C R CRIME INDX REPORT

IDENTIFIER	POPULATION	CRIME RATE	TOTAL OFFEN	TOTAL CLARED	PERCENT CLEARED	MURDER	RAPE	ROBBERY	FEL ASLTT	BREAK ENTER	LARCENY THEFT	M/V THEFT
ST MARYS PD	76 2,443	17.19	42	5	7.14	0	0	0	1	6	35	0
	75 2,540	15.74	40	0	.00	0	0	0	0	13	27	0
	NUMERICAL CHANGE	97-	1.45+	2+	3+	7.14+	0	0	1+	7-	8+	0
	PERCENT CHANGE	3.8-	9.2+	5.0+	*	*	*	*	*	53.8-	29.6+	0

PUCAHONTAS CTY TOTAL	76 8,900	11.23	100	14	19.00	0	0	0	0	72	22	6
	75 8,546	8.19	70	14	20.00	2	3	0	1	52	10	2
	NUMERICAL CHANGE	354+	3.04+	30+	3+	1.00-	2-	3-	0	20+	12+	4+
	PERCENT CHANGE	4.1+	37.1+	42.9+	35.7+	5.0-	*	*	*	38.5+	120.0+	200.0+

RURAL	76 7,614	12.34	94	16	19.14	0	0	0	0	67	22	5
	75 7,346	7.07	52	10	19.23	2	3	0	1	39	6	1
	NUMERICAL CHANGE	268+	5.27+	42+	6+	.09-	2-	3-	0	28+	16+	4+
	PERCENT CHANGE	3.6+	74.5+	80.8+	80.0+	.5-	*	*	*	71.8+	266.7+	400.0+
SHERIFF	76 75		34 22	2 6	5.88 27.27	0 0	0 0	0 0	0 1	34 21	0 0	0 0
	NUMERICAL CHANGE		12+	4-	21.39-	0	0	0	1-	13+	0	0
	PERCENT CHANGE		54.5+	66.7-	78.4-	*	*	*	*	61.9+		
STATE POLICE	76 75		60 30	16 4	26.66 13.33	0 2	0 3	0 0	0 0	33 18	22 6	5 1
	NUMERICAL CHANGE		30+	12+	13.33+	2-	3-	0	0	15+	16+	4+
	PERCENT CHANGE		100.0+	300.0+	100.0+	*	*	*	*	83.3+	266.7+	400.0+
MUNICIPAL	76 1,286	4.66	6	1	16.66	0	0	0	0	5	0	1
	75 1,200	14.99	18	4	22.22	0	0	0	0	13	4	1
	NUMERICAL CHANGE	86+	10.33-	12-	5.56-	0	0	0	0	8-	4-	0
	PERCENT CHANGE	7.2+	68.9-	66.7-	75.0-	25.0-				61.5-	*	.0
MARLINTON PD	76 1,286	4.66	6	1	16.66	0	0	0	0	5	0	1
	75 1,200	14.99	18	4	22.22	0	0	0	0	13	4	1
	NUMERICAL CHANGE	86+	10.33-	12-	5.56-	0	0	0	0	8-	4-	0
	PERCENT CHANGE	7.2+	68.9-	66.7-	75.0-	25.0-				61.5-	*	.0

PRESTON CTY TOTAL	76 26,500	8.64	229	58	25.32	0	0	1	9	112	101	6
	75 26,845	9.16	246	32	13.00	4	0	1	5	91	127	18
	NUMERICAL CHANGE	345-	.52-	17-	26+	12.32+	4-	0	4+	21+	26-	12-
	PERCENT CHANGE	1.3-	5.7-	6.9-	61.3+	94.8+	*	*	80.0+	23.1+	20.5-	66.7-

RURAL	76 19,356	9.55	185	50	27.02	0	0	0	7	99	74	5
	75 19,595	10.92	214	18	8.41	3	0	1	3	81	108	18
	NUMERICAL CHANGE	239-	1.37-	29-	32+	18.61+	3-	0	1-	18+	34-	13-
	PERCENT CHANGE	1.2-	12.5-	13.6-	177.8+	221.3+	*	*	133.3+	22.2+	31.5-	72.2-
SHERIFF	76 75		146 168	42 12	28.76 7.14	0 2	0 0	0 1	2 1	79 62	61 87	4 15
	NUMERICAL CHANGE		22-	30+	21.62+	2-	0	1-	1+	17+	26-	11-
	PERCENT CHANGE		13.1-	250.0+	302.8+	*	*	100.0+	27.4+	29.9-	73.3-	
STATE POLICE	76 75		39 46	8 6	20.51 13.04	0 1	0 0	0 2	5 2	20 19	13 21	1 3
	NUMERICAL CHANGE		7-	2+	7.47+	1-	0	0	3+	1+	8-	2-
	PERCENT CHANGE		15.2-	33.3+	57.3+	*	*	150.0+	5.3+	38.1-	66.7-	
MUNICIPAL	76 7,144	6.15	44	8	18.18	0	0	1	2	13	27	1
	75 7,250	4.41	32	14	43.75	1	0	0	2	10	19	0
	NUMERICAL CHANGE	106-	1.74+	12+	6-	25.57-	1-	0	1+	3+	8+	1+
	PERCENT CHANGE	1.5-	39.5+	37.5+	42.9-	58.4-	*	*	.0	30.0+	42.1+	*
KINGWOOD PD	76 2,700	8.14	22	1	4.54	0	0	1	1	7	13	0
	75 2,689	5.57	15	6	40.00	0	0	0	1	3	11	0
	NUMERICAL CHANGE	11+	2.57+	7+	35.46-	0	0	1+	0	4+	2+	0
	PERCENT CHANGE	.4+	46.1+	46.7+	83.3-	88.7-	*	*	.0	133.3+	18.2+	
TEKRA ALTA PD	76 1,700	7.05	12	2	16.66	0	0	0	0	3	8	1
	75 1,702	4.11	7	4	57.14	1	0	0	0	1	5	0
	NUMERICAL CHANGE	2-	2.94+	5+	2-	40.48-	1-	0	0	2+	3+	1+
	PERCENT CHANGE	.1-	71.5+	71.4+	50.0-	70.8-	*	*	200.0+	60.0+	*	
ROWLESBURG PD	76 897	2.22	2	0	.00	0	0	0	0	1	1	0
	75 957	.00	0	0	.00	0	0	0	0	0	0	0
	NUMERICAL CHANGE	60-	2.22+	2+	0	.00	0	0	0	1+	1+	0
	PERCENT CHANGE	6.3-	.0	*	*	*	*	*	*	*	*	
MASONTOWN PD	76 989	5.05	5	4	80.00	0	0	0	0	1	4	0
	75 1,002	2.99	3	2	66.66	0	0	0	0	3	0	0
	NUMERICAL CHANGE	13-	2.06+	2+	13.34+	0	0	0	0	2-	4+	0
	PERCENT CHANGE	1.3-	68.9+	66.7+	100.0+	20.0+				66.7-	*	
NEWBURG PD	76 468	.00	0	0	.00	0	0	0	0	0	0	0
	75 474	.00	0	0	.00	0	0	0	0	0	0	0
	NUMERICAL CHANGE	6-	.00	0	.00	0	0	0	0	0	0	0
	PERCENT CHANGE	1.3-										
TUNNELTON PD	76 390	7.69	3	1	33.33	0	0	0	1	1	1	0
	75 426	16.43	7	2	28.57	0	0	0	1	3	3	0
	NUMERICAL CHANGE	36-	8.74-	4-	1-	4.76+	0	0	0	2-	2-	0
	PERCENT CHANGE	8.5-	53.7-	57.1-	50.0-	16.7+			.0	66.7-	66.7-	

PUTNAM CTY TOTAL	76 30,380	12.63	384	102	26.56	3	2	6	3	117	232	21
	75 28,622	12.66	365	87	23.83	2	1	1	11	141	187	22
	NUMERICAL CHANGE	1,558+	.03-	19+	15+	2.73+	1+	1+	5+	8-	24-	45+
	PERCENT CHANGE	5.4+	.2-	5.2+	17.2+	11.5+	50.0+	100.0+	500.0+	72.7-	17.0-	24.1+

RURAL	76 21,780	14.32	312	89	28.52	3	1	6	1	102	179	20
	75 24,998	12.44	311	73	23.47	2	1	1	7	120	165	15
	NUMERICAL CHANGE	3,218-	1.88+	1+	16+	5.05+	1+	0	5+	6-	18-	14+
	PERCENT CHANGE	12.9-	15.1+	.3+	21.9+	21.5+	50.0+	.0	500.0+	85.7-	15.0-	8.5+
SHERIFF	76 75		123 119	19 30	15.44 25.21	3 2	0 0	0 0	1 4	38 41	71 61	10 11
	NUMERICAL CHANGE		4+	11-	9.77-	1+	0	0	3-	3-	10+	1-
	PERCENT CHANGE		3.4+	36.7-	38.8-	50.0+	*	*	75.0-	7.3-	16.4+	9.1-
STATE POLICE	76 75		189 192	70 43	37.03 22.39	0 0	1 1	6 1	0 3	64 79	108 104	10 4
	NUMERICAL CHANGE		3-	27+	14.64+	0	0	5+	3-	15-	4+	6+
	PERCENT CHANGE		1.6-	62.8+	65.4+		.0	500.0+	*	19.0-	3.8+	150.0+

WEST VIRGINIA UCR CRIME INDEX REPORT

INDEX

		POPULATION	CRIME RATE	TOTAL OFFENSES	TOTAL CLEARANCE	PERCENT CLEARED	MURDER	RAPE	ROBBERY	FEL ASSLT	BREAK ENTER	LARCENY THEFT	M/V THEFT	
MUNICIPAL	76	8,600	6.37	72	15	18.05	0	1	0	2	15	53	1	
	75	3,824	14.12	54	14	25.92	0	0	0	4	21	22	7	
		NUMERICAL CHANGE	4,776+	5.75-	18+	1-	7.87-	0	1+	0	2-	6-	31+	6-
		PERCENT CHANGE	124.9+	40.7-	33.3+	7.1-	30.4-	*	*	50.0-	28.6-	140.9+	85.7-	
HURRICANE PD	76	5,000	14.00	70	13	18.57	0	1	0	2	14	52	1	
	75	3,824	14.12	54	14	25.92	0	0	0	4	21	22	7	
		NUMERICAL CHANGE	1,176+	1.12-	16+	1-	7.35-	0	1+	0	2-	7-	30+	6-
		PERCENT CHANGE	30.6+	8-	29.6+	7.1-	28.4-	*	*	50.0-	33.3-	136.4+	85.7-	
ELEANOR PD	76	3,600	.55	2	0	.00	0	0	0	0	1	1	0	
	75	0	.00	0	0	.00	0	0	0	0	0	0	0	
		NUMERICAL CHANGE	3,600+	.55+	2+	0	.00	0	0	0	0	0	0	
		PERCENT CHANGE	.0	.0	*	*	*	*	*	*	1+	1+	0	

RALEIGH CTY TOTAL	76	70,898	15.93	1226	530	43.23	6	4	15	54	198	887	62	
	75	75,911	14.46	1098	425	41.43	8	7	26	58	303	637	59	
		NUMERICAL CHANGE	987+	1.47+	128+	75+	1.80+	2-	3-	11-	4-	105-	250+	3+
		PERCENT CHANGE	1.3+	10.2+	11.7+	16.5+	4.3+	25.0-	42.9-	42.3-	6.9-	34.7-	39.2+	5.1+

RURAL	76	48,417	6.25	303	97	32.01	4	1	6	4	102	167	19	
	75	52,460	6.48	340	112	32.96	5	3	5	16	166	124	21	
		NUMERICAL CHANGE	4,043-	-.23-	37-	15-	-.93-	1-	2-	1+	12-	64-	43+	2-
		PERCENT CHANGE	7.7-	3.5-	10.9-	13.4-	2.8-	20.0-	66.7-	20.0+	75.0-	38.6-	34.7+	9.5-
SHERIFF	76			71	20	28.16	1	0	3	3	31	30	3	
	75			67	27	40.29	2	2	1	6	32	21	3	
		NUMERICAL CHANGE			4+	7-	12.13-	1-	2-	2+	1-	9+	0	
				6.0+	25.9-	30.1-	50.0-	*	200.0+	50.0-	3.1-	42.9+	.0	
STATE POLICE	76			232	77	33.18	3	1	3	1	71	137	16	
	75			273	85	31.13	3	1	4	10	134	103	18	
		NUMERICAL CHANGE			41-	8-	2.05+	0	0	1-	9-	63-	34+	
				15.0-	9.4-	6.6+	.0	.0	25.0-	90.0-	47.0-	33.0+	11.1-	
MUNICIPAL	76	28,481	32.40	923	433	46.91	2	3	9	50	96	720	43	
	75	23,451	32.32	758	343	45.25	3	4	21	42	137	513	38	
		NUMERICAL CHANGE	5,030+	.08+	165+	90+	1.66+	1-	1-	12-	8+	41-	207+	5+
		PERCENT CHANGE	21.4+	.2+	21.8+	26.2+	3.7+	33.3-	25.0-	57.1-	19.0+	29.9-	40.4+	13.2+
BECKLEY PD	76	24,621	36.95	910	431	47.36	2	3	9	48	89	716	43	
	75	20,682	36.26	750	339	45.20	3	4	21	41	132	511	38	
		NUMERICAL CHANGE	3,939+	-.69+	160+	92+	2.16+	1-	1-	12-	7+	43-	205+	5+
		PERCENT CHANGE	19.0+	1.9+	21.3+	27.1+	4.8+	33.3-	25.0-	57.1-	17.1+	32.6-	40.1+	13.2+
MABSCOTT PD	76	1,345	3.71	5	1	20.00	0	0	0	2	3	0	0	
	75	1,358	-.73	1	1	100.00	0	0	0	0	0	1	0	
		NUMERICAL CHANGE	13-	2.98+	4+	0	80.00-	0	0	0	2+	3+	1-	0
		PERCENT CHANGE	1.0-	408.2+	400.0+	.0	80.0-	*	*	*	*	*	*	
SOPHIA PD	76	2,000	2.00	4	1	25.00	0	0	0	0	2	2	0	
	75	1,411	4.96	7	3	42.85	0	0	0	1	5	1	0	
		NUMERICAL CHANGE	589+	2.96-	3-	2-	17.85-	0	0	0	1-	3-	1+	0
		PERCENT CHANGE	41.7+	59.7-	42.9-	66.7-	41.7-	*	*	*	60.0-	100.0+	*	
RHODELL PL	76	515	7.76	4	0	.00	0	0	0	0	2	2	0	
	75	0	.00	0	0	.00	0	0	0	0	0	0	0	
		NUMERICAL CHANGE	515+	7.76+	4+	0	.00	0	0	0	0	0	0	
		PERCENT CHANGE	.0	.0	*	*	*	*	*	*	2+	2+	0	

RANDOLPH CTY TOTAL	76	26,700	15.05	402	89	22.13	2	2	3	32	111	234	18	
	75	26,041	11.98	312	87	27.88	2	0	2	44	72	176	16	
		NUMERICAL CHANGE	659+	3.07+	90+	2+	5.75-	0	2+	1+	12-	39+	58+	2+
		PERCENT CHANGE	2.5+	25.6+	28.8+	2.3+	20.6-	.0	*	50.0+	27.3-	54.2+	33.0+	12.5+

RURAL	76	17,060	12.36	211	82	38.86	2	2	2	31	69	94	11	
	75	17,845	9.97	178	72	40.44	2	0	2	44	53	68	9	
		NUMERICAL CHANGE	785-	2.39+	33+	10+	1.58-	0	2+	0	13-	16+	26+	2+
		PERCENT CHANGE	4.4-	24.0+	18.5+	13.9+	3.9-	.0	*	.0	29.5-	30.2+	38.2+	22.2+
SHERIFF	76			50	27	54.00	0	0	0	13	21	13	3	
	75			19	10	52.63	0	0	1	5	4	7	2	
		NUMERICAL CHANGE			31+	17+	1.37+	0	0	1-	8+	17+	6+	1+
				163.2+	170.0+	2.6+	*	*	160.0+	425.0+	89.7+	50.0+	*	
STATE POLICE	76			161	55	34.16	2	2	2	18	48	81	8	
	75			159	62	38.99	2	0	1	39	49	61	7	
		NUMERICAL CHANGE			2+	7-	4.83-	0	2+	1+	21-	1-	20+	1+
				1.3+	11.3-	12.4-	.0	*	100.0+	53.0-	2.0-	32.8+	14.3+	
MUNICIPAL	76	9,640	19.81	191	7	3.66	0	0	1	1	42	140	7	
	75	8,196	16.34	134	15	11.19	0	0	0	0	19	108	7	
		NUMERICAL CHANGE	1,444+	3.47+	57+	8-	7.53-	0	0	1+	1+	23+	32+	0
		PERCENT CHANGE	17.6+	21.2+	42.5+	53.3-	67.3-	*	*	*	121.1+	29.6+	.0	
ELKINS PD	76	8,640	21.99	190	6	3.15	0	0	1	0	42	140	7	
	75	8,196	16.34	134	15	11.19	0	0	0	0	19	108	7	
		NUMERICAL CHANGE	444+	5.65+	56+	9-	8.04-	0	0	1+	0	23+	32+	0
		PERCENT CHANGE	5.4+	34.6+	41.8+	60.0-	71.8-	*	*	*	121.1+	29.6+	.0	
MILL CREEK PD	76	1,000	1.00	1	1	100.00	0	0	0	1	0	0	0	
	75	0	.00	0	0	.00	0	0	0	0	0	0	0	
		NUMERICAL CHANGE	1,000+	1.00+	1+	1+	100.00+	0	0	0	0	0	0	
		PERCENT CHANGE	.0	.0	*	*	*	*	*	*	0	0	0	

RITCHIE CTY TOTAL	76	10,340	4.54	47	19	40.42	1	0	1	0	26	18	1	
	75	10,356	6.85	71	25	35.21	1	1	1	5	34	28	1	
		NUMERICAL CHANGE	16-	2.31-	24-	6-	5.21+	0	1-	0	5-	8-	10-	0
		PERCENT CHANGE	-.2-	33.7-	33.8-	24.0-	14.8+	.0	*	.0	*	23.5-	35.7-	.0

RURAL	76	8,320	4.80	40	19	47.50	1	0	1	0	22	15	1	
	75	8,708	7.92	69	24	34.78	1	1	1	5	32	28	1	
		NUMERICAL CHANGE	388-	3.12-	29-	5-	12.72+	0	1-	0	5-	10-	13-	0
		PERCENT CHANGE	4.5-	39.4-	42.0-	20.8-	36.6+	.0	*	.0	*	31.3-	46.4-	.0
SHERIFF	76			6	1	16.66	0	0	0	0	3	3	0	
	75			1	1	100.00	0	0	0	1	0	0	0	
		NUMERICAL CHANGE			5+	0	83.34-	0	0	0	1-	3+	3+	0
				500.0+	.0	83.3-	*	*	*	*	*	*	*	

WEST VIRGINIA U L C CRIME INDEX REPORT

LOCALITY		P	C	T	T	P	M	R	P	F	B	L	M/V		
		POPULATION	CRIME RATE	TOTAL OFFEN	TOTAL CLEARED	PERCENT CLEARED	MURDER	RAPE	POBBERY	FFL ASSLT	BREAK ENTER	LARCENY THEFT	M/V THEFT		
STATE POLICE	76			34	16	52.94	1	0	1	0	19	12	1		
	75			66	23	33.92	1	1	1	4	32	28	1		
				NUMERICAL CHANGE	34-	5-	19.12+	0	1-	0	4-	13-	16-	0	
				50.0-	21.7-	56.5+	.0	*	.0	*	40.6-	57.1-	.0		
MUNICIPAL	76	2,020	3.40	7	0	.00	0	0	0	0	4	3	0		
	75	1,648	1.21	2	1	50.00	0	0	0	0	2	0	0		
			NUMERICAL CHANGE	372+	5+	1-	>0.00-	0	0	0	0	2+	3+	0	
			PERCENT CHANGE	22.6+	166.0+	250.0+	*	*	*	*	100.0+	*	*		
PFNSBURG PD	76	1,600	3.75	6	0	.00	0	0	0	0	4	2	0		
	75	1,666	1.21	2	1	50.00	0	0	0	0	2	0	0		
			NUMERICAL CHANGE	48-	2.54+	4+	1-	50.00-	0	0	0	2+	2+	0	
			PERCENT CHANGE	2.9-	205.9+	200.0+	*	*	*	*	100.0+	*	*		
CAIRO PD	76	420	2.39	1	0	.00	0	0	0	0	0	1	0		
			NUMERICAL CHANGE	0	0	.00	0	0	0	0	0	0	0		
			PERCENT CHANGE	420+	2.38+	1+	0	.00	0	0	0	0	1+	0	
				.0	.0	*	*	*	*	*	*	*	*		

RUANE CTY	TOTAL	76	18,000	10.05	181	42	23.20	1	2	0	13	59	99	7	
		75	14,881	6.86	132	37	28.03	1	0	1	10	54	60	6	
			NUMERICAL CHANGE	3,119+	1.19+	49+	5+	4.83-	0	2+	1-	3+	5+	39+	1+
			PERCENT CHANGE	21.0+	13.4+	37.1+	13.5+	17.2-	.0	*	*	30.0+	9.3+	65.0+	16.7+

RURAL	76	14,975	10.68	160	26	17.50	1	2	0	7	55	88	7		
	75	12,486	9.60	120	24	24.16	1	0	0	9	47	58	5		
			NUMERICAL CHANGE	2,489+	1.08+	40+	1-	6.66-	0	2+	0	2-	8+	30+	2+
			PERCENT CHANGE	19.4+	11.3+	33.3+	3.4-	27.6-	.0	*	*	22.2-	17.0+	51.7+	40.0+
SHERIFF	76			13	12	92.30	0	1	0	3	3	2	4		
	75			5	3	60.00	0	0	0	0	3	1	1		
			NUMERICAL CHANGE	8+	9+	32.30+	0	1+	0	3+	0	1+	3+		
			PERCENT CHANGE	160.0+	300.0+	53.8+	*	*	*	*	.0	100.0+	300.0+		
STATE POLICE	76			147	16	10.88	1	1	0	4	52	86	3		
	75			115	26	22.60	1	0	0	9	44	57	4		
			NUMERICAL CHANGE	32+	10-	11.72-	0	1+	0	5-	8+	29+	1-		
			PERCENT CHANGE	27.8+	38.5-	51.9-	.0	*	*	55.6-	18.2+	50.9+	25.0-		
MUNICIPAL	76	3,025	6.94	21	14	66.66	0	0	0	6	4	11	0		
	75	2,395	5.01	12	8	66.66	0	0	1	1	7	2	1		
			NUMERICAL CHANGE	630+	1.93+	9+	6+	.00	0	0	1-	3-	9+	1-	
			PERCENT CHANGE	26.3+	36.5+	75.0+	75.0+	.0	*	* 500.0+	42.9-	450.0+	*		
SPENCER PD	76	3,025	6.94	21	14	66.66	0	0	0	6	4	11	0		
	75	2,395	5.01	12	8	66.66	0	0	1	1	7	2	1		
			NUMERICAL CHANGE	630+	1.93+	9+	6+	.00	0	0	1-	3-	9+	1-	
			PERCENT CHANGE	26.3+	38.5+	75.0+	75.0+	.0	*	* 500.0+	42.9-	450.0+	*		

SUMMERS CTY	TOTAL	76	13,260	7.76	103	38	36.89	0	2	2	12	44	40	3	
		75	13,574	1.54	21	16	76.19	1	0	1	3	7	8	1	
			NUMERICAL CHANGE	314-	6.22+	82+	22+	39.30-	1-	2+	1+	9+	37+	32+	2+
			PERCENT CHANGE	2.3-	403.9+	390.5+	137.5+	51.6-	*	*	100.0+	300.0+	528.6+	400.0+	200.0+

RURAL	76	8,741	6.86	60	10	16.66	0	1	1	1	40	15	2		
	75	8,946	1.67	15	11	73.33	0	0	1	2	7	5	0		
			NUMERICAL CHANGE	207-	5.19+	45+	1-	56.67-	0	1+	0	1-	33+	10+	2+
			PERCENT CHANGE	2.3-	310.8+	300.0+	9.1-	77.3-	*	*	.0	50.0-	471.4+	200.0+	*
SHERIFF	76			5	1	20.00	0	0	0	0	4	1	0		
	75			0	0	.00	0	0	0	0	0	0	0		
			NUMERICAL CHANGE	5+	1+	20.00+	0	0	0	0	0	4+	1+	0	
			PERCENT CHANGE	*	*	*	*	*	*	*	*	*	*		
STATE POLICE	76			55	9	16.36	0	1	1	1	36	14	2		
	75			15	11	73.33	0	0	1	2	7	5	0		
			NUMERICAL CHANGE	40+	2-	56.97-	0	1+	0	1-	29+	9+	2+		
			PERCENT CHANGE	266.7+	18.2-	77.7-	*	*	.0	50.0-	414.3+	180.0+	*		
MUNICIPAL	76	4,519	9.51	43	28	65.11	0	1	1	11	4	25	1		
	75	4,626	1.29	6	5	83.33	1	0	0	1	0	3	1		
			NUMERICAL CHANGE	107-	8.22+	37+	23+	18.22-	1-	1+	1+	4+	22+	0	
			PERCENT CHANGE	2.3-	637.2+	616.7+	460.0+	21.9-	*	*	* 1000.0+	* 733.3+	.0		
HINTON PD	76	4,519	9.51	43	28	65.11	0	1	1	11	4	25	1		
	75	4,626	1.29	6	5	83.33	1	0	0	1	0	3	1		
			NUMERICAL CHANGE	107-	8.22+	37+	23+	18.22-	1-	1+	1+	4+	22+	0	
			PERCENT CHANGE	2.3-	637.2+	616.7+	460.0+	21.9-	*	*	* 1000.0+	* 733.3+	.0		

TAYLOR CTY	TOTAL	76	14,500	12.75	185	26	14.05	3	1	4	6	49	113	9	
		75	15,082	10.60	160	36	23.75	0	2	3	14	51	76	14	
			NUMERICAL CHANGE	582-	2.15+	25+	12-	9.70-	3+	1-	1+	8-	2-	37+	5-
			PERCENT CHANGE	3.9-	20.3+	15.6+	31.6-	40.8-	*	50.0-	33.3+	57.1-	3.9-	48.7+	35.7-

RURAL	76	7,473	10.43	78	16	20.51	3	1	4	3	45	16	6		
	75	7,777	12.08	94	31	32.97	0	2	2	14	44	22	10		
			NUMERICAL CHANGE	304-	1.65-	16-	15-	12.46-	3+	1-	2+	11-	1+	6-	4-
			PERCENT CHANGE	3.9-	13.7-	17.0-	48.4-	37.8-	*	50.0-	100.0+	78.6-	2.3+	27.3-	40.0-
SHERIFF	76			46	6	13.04	0	1	1	2	32	8	2		
	75			78	26	33.33	0	2	0	14	38	19	5		
			NUMERICAL CHANGE	32-	20-	20.29-	0	1-	1+	12-	6-	11-	3-		
			PERCENT CHANGE	41.0-	76.9-	60.9-	50.0-	*	* 85.7-	15.8-	57.9-	60.0-			
STATE POLICE	76			32	10	31.25	3	0	3	1	13	8	4		
	75			16	5	31.25	0	0	2	0	6	3	5		
			NUMERICAL CHANGE	16+	5+	.00	3+	0	1+	1+	7+	5+	1-		
			PERCENT CHANGE	100.0+	100.0+	.0	*	*	50.0+	*	116.7+	166.7+	20.0-		
MUNICIPAL	76	7,027	15.22	107	10	9.34	0	0	0	3	4	97	3		
	75	7,305	9.03	66	7	10.60	0	0	1	0	7	54	4		
			NUMERICAL CHANGE	278-	6.19+	41+	3+	1.26-	0	0	1-	3+	43+	1-	
			PERCENT CHANGE	3.8-	68.5+	62.1+	42.9+	11.9-	*	*	42.9-	79.6+	25.0-		
GRAFTON PD	76	6,542	15.74	103	8	7.76	0	0	0	1	3	96	3		
	75	6,805	9.69	66	7	10.60	0	0	1	0	7	54	4		
			NUMERICAL CHANGE	263-	6.05+	37+	1+	2.84-	0	0	1-	4-	42+	1-	
			PERCENT CHANGE	3.9-	62.4+	56.1+	14.3+	26.8-	*	*	57.1-	77.8+	25.0-		

WEST VIRGINIA U C R CRIME INDEX REPORT

IDENTIFIER		POPULATION	CRIME RATE	TOTAL OFFER	TOTAL CLEARED	PERCENT CLEARED	MURDER	RAPE	ROBBERY	FEL ASLTT	BREAK ENTER	LARCENY THEFT	M/V THEFT	
FLEMINGTON PD	76	485	6.24	4	2	50.00	0	0	0	2	1	1	0	
	75	506	.00	0	0	.00	0	0	0	0	0	0	0	
	NUMERICAL CHANGE		15-	6.24+	4+	2+	50.00+	0	0	0	2+	1+	1+	0
	PERCENT CHANGE		3.0-	.0	*	*	*	*	*	*	*	*	*	*

TUCKER CTY TOTAL	76	7,800	6.71	68	23	29.41	1	0	0	0	25	42	0	
	75	7,440	7.79	58	20	34.48	1	0	1	1	22	33	0	
	NUMERICAL CHANGE		360+	-.92+	10+	0	5.07-	0	0	1-	1-	3+	9+	0
	PERCENT CHANGE		4.6+	11.8+	17.2+	.0	14.7-	.0	*	*	*	13.6+	27.3+	*

RURAL	76	5,261	5.27	49	17	34.69	1	0	0	0	18	30	0	
	75	4,943	8.29	41	11	26.82	1	0	1	1	16	22	0	
	NUMERICAL CHANGE		318+	-.98+	8+	0+	7.87+	0	0	1-	1-	2+	8+	0
	PERCENT CHANGE		6.8+	11.8+	19.5+	54.5+	29.3+	.0	*	*	*	12.5+	36.4+	*
SHERIFF	76			0	0	.00	0	0	0	0	0	0	0	
	75			0	0	.00	0	0	0	0	0	0	0	
	NUMERICAL CHANGE				0	0	.00	0	0	0	0	0	0	
	PERCENT CHANGE													
STATE POLICE	76			49	17	34.69	1	0	0	0	18	30	0	
	75			41	11	26.82	1	0	1	1	16	22	0	
	NUMERICAL CHANGE				8+	6+	7.87+	0	0	1-	1-	2+	8+	0
	PERCENT CHANGE				19.5+	54.5+	29.3+	.0	*	*	*	12.5+	36.4+	*
MUNICIPAL	76	2,519	7.54	19	3	15.78	0	0	0	0	7	12	0	
	75	2,497	6.80	17	4	52.94	0	0	0	0	6	11	0	
	NUMERICAL CHANGE		22+	-.74+	2+	6-	37.16-	0	0	0	0	1+	1+	0
	PERCENT CHANGE		.9+	10.9+	11.8+	66.7-	70.2-					16.7+	9.1+	
PARSONS PD	76	1,800	3.33	6	3	50.00	0	0	0	0	2	4	0	
	75	1,782	5.61	10	8	80.00	0	0	0	0	2	8	0	
	NUMERICAL CHANGE		18+	2.28-	4-	5-	30.00-	0	0	0	0	0	4-	0
	PERCENT CHANGE		1.0+	40.6-	40.0-	62.5-	37.5-					.0	50.0-	
THOMAS PD	76	714	18.08	13	0	.00	0	0	0	0	5	8	0	
	75	715	4.79	7	1	14.28	0	0	0	0	4	3	0	
	NUMERICAL CHANGE		4+	8.29+	6+	1-	14.28-	0	0	0	0	1+	5+	0
	PERCENT CHANGE		.6+	84.7+	85.7+	*	*					25.0+	166.7+	

TYLER CTY TOTAL	76	12,635	5.06	64	26	40.62	0	0	3	2	34	23	2	
	75	12,477	4.64	58	12	20.68	0	1	0	1	16	27	7	
	NUMERICAL CHANGE		158+	-.42+	6+	14+	19.94+	0	1-	3+	1+	12+	4-	5-
	PERCENT CHANGE		1.3+	9.1+	10.3+	116.7+	96.4+		*	*	100.0+	54.5+	14.8-	71.4-

RURAL	76	5,785	6.56	38	10	26.31	0	0	1	0	26	10	1	
	75	5,700	5.26	30	6	20.00	0	0	0	0	8	19	3	
	NUMERICAL CHANGE		85+	1.30+	8+	4+	6.31+	0	0	1+	0	18+	9-	2-
	PERCENT CHANGE		1.5+	24.7+	26.7+	66.7+	31.6+			*	*	225.0+	47.4-	66.7-
SHERIFF	76			3	0	.00	0	0	0	0	3	0	0	
	75			2	0	.00	0	0	0	0	2	0	0	
	NUMERICAL CHANGE				1+	0	.00	0	0	0	1+	0	0	
	PERCENT CHANGE				50.0+							50.0+		
STATE POLICE	76			35	10	28.57	0	0	1	0	23	10	1	
	75			28	4	21.42	0	0	0	0	6	19	3	
	NUMERICAL CHANGE				7+	4+	7.15+	0	0	1+	0	17+	9-	2-
	PERCENT CHANGE				25.0+	66.7+	33.4+			*	*	283.3+	47.4-	66.7-
MUNICIPAL	76	6,850	3.79	26	16	61.53	0	0	2	2	8	13	1	
	75	6,777	4.13	28	6	21.42	0	1	0	1	14	8	4	
	NUMERICAL CHANGE		73+	-.34-	2-	10+	40.11+	0	1-	2+	1+	6-	5+	3-
	PERCENT CHANGE		1.1+	8.2-	7.1-	166.7+	187.3+		*	*	100.0+	42.9-	62.5+	75.0-
PADEN CITY PD	76	3,768	3.71	14	8	57.14	0	0	2	2	3	7	0	
	75	3,740	.26	1	1	100.00	0	0	0	1	0	0	0	
	NUMERICAL CHANGE		28+	3.45+	13+	7+	42.86-	0	0	2+	1+	3+	7+	0
	PERCENT CHANGE		.7+	1326.9+	1300.0+	700.0+	42.9-			*	100.0+	*	*	
SISTERSVILLE PD	76	2,262	4.42	10	7	70.00	0	0	0	0	5	4	1	
	75	2,229	11.66	26	4	15.38	0	1	0	0	13	8	4	
	NUMERICAL CHANGE		33+	7.24-	16-	3+	54.62+	0	1-	0	0	8-	4-	3-
	PERCENT CHANGE		1.5+	62.1-	61.5-	75.0+	355.1+		*	*		61.5-	50.0-	75.0-
MIDDLEBORNE PD	76	820	2.43	2	1	50.00	0	0	0	0	0	2	0	
	75	808	1.23	1	1	100.00	0	0	0	0	1	0	0	
	NUMERICAL CHANGE		12+	1.20+	1+	0	50.00-	0	0	0	0	1-	2+	0
	PERCENT CHANGE		1.5+	97.6+	100.0+	.0	50.0-					*	*	

UPSHUR CTY TOTAL	76	21,383	20.57	440	114	25.90	0	4	2	12	117	267	38	
	75	21,000	9.24	195	77	39.48	0	1	3	18	66	100	7	
	NUMERICAL CHANGE		383+	11.29+	245+	37+	13.58-	0	3+	1-	6-	51+	167+	31+
	PERCENT CHANGE		1.8+	121.7+	125.6+	48.1+	34.4-		300.0+	33.3-	33.3-	77.3+	167.0+	442.9+

RURAL	76	13,283	16.71	222	87	39.18	0	2	1	6	76	111	26	
	75	13,013	12.14	158	74	46.83	0	1	1	18	48	85	5	
	NUMERICAL CHANGE		270+	4.57+	64+	13+	7.65-	0	1+	0	12-	28+	26+	21+
	PERCENT CHANGE		2.1+	37.6+	40.5+	17.6+	16.3-		100.0+	.0	66.7-	58.3+	30.6+	420.0+
SHERIFF	76			79	26	32.91	0	0	1	5	41	24	8	
	75			47	17	36.17	0	0	0	15	11	21	0	
	NUMERICAL CHANGE				32+	9+	3.26-	0	0	1+	10-	30+	-3+	8+
	PERCENT CHANGE				68.1+	52.5+	9.0-			*	66.7-	272.7+	14.3+	*
STATE POLICE	76			143	61	42.65	0	2	0	1	35	87	18	
	75			111	57	51.35	0	1	1	3	37	64	5	
	NUMERICAL CHANGE				32+	4+	8.70-	0	1+	1-	2-	2+	23+	13+
	PERCENT CHANGE				26.8+	7.0+	16.9-		100.0+	*	66.7-	5.4-	35.9+	260.0+
MUNICIPAL	76	8,100	26.91	218	27	12.38	0	2	1	6	41	156	12	
	75	7,987	4.63	37	3	8.10	0	0	2	0	18	15	2	
	NUMERICAL CHANGE		113+	22.28+	181+	24+	4.28+	0	2+	1-	6+	23+	141+	10+
	PERCENT CHANGE		1.4+	481.2+	489.2+	600.0+	52.8+		*	50.0-	*	127.8+	940.0+	500.0+
BULKMANCK PD	76	8,100	26.91	218	27	12.38	0	2	1	6	41	156	12	
	75	7,987	4.63	37	3	8.10	0	0	2	0	18	15	2	
	NUMERICAL CHANGE		113+	22.28+	181+	24+	4.28+	0	2+	1-	6+	23+	141+	10+
	PERCENT CHANGE		1.4+	481.2+	489.2+	800.0+	52.8+		*	50.0-	*	127.8+	940.0+	500.0+

WEST VIRGINIA UCR CRIME INDEX REPORT

IDENTIFIER	POPULATION	CRIME RATE	TOTAL OFFENSES	TOTAL CLEARED	PERCENT CLEARED	MURDER	RAPE	ROBBERY	FEL ASSLT	BREAK ENTER	LARCENY THEFT	M/V THEFT
NEW MARTINSVILLE PD	76	6,748	11.85	80	21	26.25	0	0	2	4	24	48
	75	6,720	12.05	81	21	25.92	0	0	2	0	24	51
	NUMERICAL CHANGE	28+	-.20-	1-	0	-.33+	0	0	0	4+	0	3-
PERCENT CHANGE	.4+	1.7-	1.2-	.0	1.3+			.0	*	.0	5.9-	50.0-
PINE GROVE PD	76	1,200	.83	1	1	100.00	0	0	0	0	1	0
	75	649	3.08	2	0	.00	0	0	0	0	2	0
	NUMERICAL CHANGE	551+	2.25-	1-	1*	100.00+	0	0	0	0	1-	0
PERCENT CHANGE	84.9+	73.1-	50.0-	*	*					50.0-		
SMITHFIELD PD	76	300	.00	0	0	.00	0	0	0	0	0	0
	75	0	.00	0	0	.00	0	0	0	0	0	0
	NUMERICAL CHANGE	300+	.00	0	0	.00	0	0	0	0	0	0
PERCENT CHANGE	.0											

WIRT CTY TOTAL	76	4,600	7.60	35	2	5.71	0	0	0	0	23	12
	75	4,500	7.55	34	3	8.82	0	0	0	2	20	11
	NUMERICAL CHANGE	100+	-.05+	1+	1-	3.11-	0	0	0	2-	3+	1+
PERCENT CHANGE	2.2+	-.7+	2.9+	33.3-	35.3-				*	15.0+	9.1+	*

RURAL	76	3,755	9.32	35	2	5.71	0	0	0	0	23	12
	75	3,673	8.71	32	3	9.37	0	0	0	0	20	11
	NUMERICAL CHANGE	82+	-.61+	3+	1-	3.66-	0	0	0	0	3+	1+
PERCENT CHANGE	2.2+	7.0+	9.4+	33.3-	39.1-					15.0+	9.1+	*
SHERIFF	76			0	0	.00	0	0	0	0	0	0
	75			0	0	.00	0	0	0	0	0	0
	NUMERICAL CHANGE			0	0	.00	0	0	0	0	0	0
PERCENT CHANGE												
STATE POLICE	76			35	2	5.71	0	0	0	0	23	12
	75			32	3	9.37	0	0	0	0	20	11
	NUMERICAL CHANGE			3+	1-	3.66-	0	0	0	0	3+	1+
PERCENT CHANGE			9.4+	33.3-	39.1-					15.0+	9.1+	*
MUNICIPAL	76	845	.00	0	0	.00	0	0	0	0	0	0
	75	827	2.41	2	0	.00	0	0	0	2	0	0
	NUMERICAL CHANGE	18+	2.41-	2-	0	.00	0	0	0	2-	0	0
PERCENT CHANGE	2.2+	.0	*						*			
ELIZABETH PD	76	845	.00	0	0	.00	0	0	0	0	0	0
	75	827	2.41	2	0	.00	0	0	0	2	0	0
	NUMERICAL CHANGE	18+	2.41-	2-	0	.00	0	0	0	2-	0	0
PERCENT CHANGE	2.2+	.0	*						*			

WOOD CTY TOTAL	76	88,000	36.97	3255	881	27.06	3	7	29	94	612	2335
	75	86,871	38.68	3361	899	26.74	7	3	61	106	853	2158
	NUMERICAL CHANGE	1,129+	1.71-	106-	18-	-.32+	4-	4+	32-	12-	241-	177+
PERCENT CHANGE	1.3+	4.4-	3.2-	2.0-	1.2+	57.1-	133.3+	52.5-	11.3-	28.3-	8.2+	

RURAL	76	27,520	17.94	494	75	15.18	3	3	6	14	127	314
	75	28,421	16.35	465	58	12.47	2	0	8	4	156	264
	NUMERICAL CHANGE	901-	1.59+	29+	17+	2.71+	1+	3+	2-	10+	29-	50+
PERCENT CHANGE	3.2-	9.7+	6.2+	29.3+	21.7+	50.0+	*	25.0-	250.0+	18.6-	18.9+	
SHERIFF	76			282	51	18.08	1	2	4	4	69	193
	75			238	46	19.32	1	0	3	4	66	153
	NUMERICAL CHANGE			44+	5+	1.2+	0	2+	1+	0	3+	40+
PERCENT CHANGE			18.5+	10.9+	6.4-	.0	*	33.3+	.0	4.5+	26.1+	
STATE POLICE	76			212	24	11.32	2	1	2	10	58	121
	75			227	12	5.28	1	0	5	0	90	111
	NUMERICAL CHANGE			15-	12+	6.04+	1+	1+	3-	10+	32-	10+
PERCENT CHANGE			6.6-	100.0+	114.4+	100.0+	*	60.0-	*	35.6-	9.0+	
MUNICIPAL	76	60,480	45.63	2761	806	29.19	0	4	23	80	485	2021
	75	58,450	49.52	2896	841	29.04	5	3	53	102	697	1894
	NUMERICAL CHANGE	2,030+	3.89-	135-	35-	-.15+	5-	1+	30-	22-	212+	127+
PERCENT CHANGE	3.5+	7.9-	4.7-	4.2-	-.5+	*	33.3+	56.6-	21.6-	30.4-	6.7+	
PARKERSBURG PD	76	44,480	47.72	2123	547	25.76	0	4	22	56	453	1452
	75	43,909	53.19	2336	645	27.61	5	2	49	78	645	1421
	NUMERICAL CHANGE	571+	5.47-	213-	98-	1.85-	5-	2+	27-	22-	192-	31+
PERCENT CHANGE	1.3+	10.3-	9.1-	15.2-	6.7-	*	100.0+	55.1-	28.2-	29.8-	2.2+	
VIENNA PD	76	13,000	46.99	611	255	41.73	0	0	1	23	28	547
	75	11,549	45.62	527	193	36.62	0	1	3	24	49	445
	NUMERICAL CHANGE	1,451+	1.37+	84+	62+	5.11+	0	1-	2-	1-	21-	102+
PERCENT CHANGE	12.6+	3.0+	15.9+	32.1+	14.0+		*	66.7-	4.2-	42.9-	22.9+	
WILLIAMSTOWN PD	76	3,000	8.99	27	4	14.81	0	0	0	1	4	22
	75	2,992	11.02	33	3	9.09	0	0	1	0	3	28
	NUMERICAL CHANGE	8+	2.03-	6-	1+	5.72+	0	0	1-	1+	1+	6-
PERCENT CHANGE	.3+	18.4-	18.2-	33.3+	62.9+			*	*	33.3+	21.4-	

WYOMING CTY TOTAL	76	32,426	4.06	132	53	40.15	2	0	0	11	43	58
	75	32,375	4.19	136	52	38.23	1	1	0	7	78	40
	NUMERICAL CHANGE	51+	-.13-	4-	1+	1.92+	1+	1-	0	4+	35-	18+
PERCENT CHANGE	-.2+	3.1-	2.9-	1.9+	5.0+	100.0+	*			57.1+	44.9-	

RURAL	76	25,794	4.03	104	42	40.38	2	0	0	8	30	46
	75	26,230	4.00	105	43	40.95	1	1	0	6	59	30
	NUMERICAL CHANGE	436-	-.03+	1-	1-	-.57-	1+	1-	0	2+	29-	16+
PERCENT CHANGE	1.7-	-.8+	1.0-	2.3-	1.4-	100.0+	*			33.3+	49.2-	
SHERIFF	76			4	4	100.00	1	0	0	1	0	1
	75			13	13	100.00	1	1	0	0	10	1
	NUMERICAL CHANGE			9-	9-	.00	0	1-	0	1+	10-	0
PERCENT CHANGE			69.2-	69.2-	.0	.0	*		*	.0	1+	
STATE POLICE	76			100	38	38.00	1	0	0	7	30	45
	75			92	30	32.60	0	0	0	6	49	29
	NUMERICAL CHANGE			8+	8+	5.40+	1+	0	0	1+	19-	16+
PERCENT CHANGE			8.7+	26.7+	16.6+	*			16.7+	38.8-	55.2+	
MUNICIPAL	76	6,632	4.22	28	11	39.28	0	0	0	3	13	12
	75	6,145	5.04	31	9	29.03	0	0	0	1	19	10
	NUMERICAL CHANGE	487+	-.82-	3-	2+	10.25+	0	0	0	2+	6-	2+
PERCENT CHANGE	7.9+	16.3-	9.7-	22.2+	35.3+				200.0+	31.6-	20.0+	

WEST VIRGINIA U C R CRIME INDEX REPORT

IDENTIFIER		POPULATION	CRIME RATE	TOTAL OFFEN	TOTAL CLEARED	PERCENT CLEARED	MURDER	RAPE	ROBBERY	FEL ASSLT	BREAK ENTER	LARCENY THEFT	M/V THEFT
MULLENS PD	76	3,153	.63	2	0	.00	0	0	0	0	2	0	0
	75	3,168	1.26	4	0	.00	0	0	0	0	2	1	1
	NUMERICAL CHANGE		15-	.63-	2-	0	0	0	0	0	0	1-	1-
	PERCENT CHANGE		.5-	50.0-	50.0-						.0	*	*
PINEVILLE PD	76	1,279	3.90	5	4	80.00	0	0	0	1	2	2	0
	75	1,277	.00	0	0	.00	0	0	0	0	0	0	0
	NUMERICAL CHANGE		2+	3.90+	5+	4+	80.00+	0	0	0	1+	2+	2+
	PERCENT CHANGE		.2+	.0	*	*	*			*	*	*	
OCEANA PD	76	2,200	9.54	21	7	33.33	0	0	0	2	9	10	0
	75	1,700	15.88	27	9	33.33	0	0	0	1	17	9	0
	NUMERICAL CHANGE		500+	6.34-	6-	2-	.00	0	0	0	1+	8-	1+
	PERCENT CHANGE		29.4+	39.9-	22.2-	22.2-	.0			100.0+	47.1-	11.1+	

VALUES OF PROPERTY STOLEN AND RECOVERED

PART I OFFENSES

The report contained in this section relates the dollar evaluation of property stolen and recovered in connection with the commission of Part I Offenses during the reporting periods of 1975 and 1976.

For the purpose of Uniform Crime Reporting the evaluation of property loss /recovery may be based on accepted law enforcement methods of property assessment if the true or known value of property stolen/recovered is not available.

VALUES OF PROPERTY STOLEN AND RECOVERED
PART I OFFENSES

IDENTIFIER		FUNDEX	KAPE	ROBBERY	BREAKING AND ENTERING	LARCENY	AUTO THEFT	TOTAL VALUE STOLEN	TOTAL VALUE RECOVERED	

WEST VIRGINIA	TOTAL	76	5,151	117	243,364	3,799,423	4,564,795	5,498,789	14,111,639	5,432,939
	CHANGE	75	7,241	59	439,825	1,997,933	3,791,946	4,314,143	12,551,147	4,327,990
			2,090-	58+	196,461-	198,510-	772,849+	1,184,666+	1,560,492+	1,104,949+

	RURAL	76	4,762	0	99,350	2,009,541	2,007,962	2,425,641	6,547,256	2,267,132
	CHANGE	75	2,130	0	217,933	2,224,149	1,789,741	1,957,503	6,191,456	1,986,877
			2,632+	0	118,583-	214,608-	218,221+	466,138+	355,800+	280,255+
	SHERIFF'S	76	4,215	0	17,886	622,907	655,595	593,315	1,893,918	561,638
	CHANGE	75	0	0	116,834	634,112	480,683	608,147	1,839,776	686,981
			4,215+	0	98,948-	11,205-	174,912+	14,832-	54,142+	123,343-
	STATE POLICE	76	547	0	81,464	1,386,634	1,352,367	1,832,326	4,653,338	1,705,494
	CHANGE	75	2,130	0	101,099	1,590,037	1,309,058	1,349,356	4,351,680	1,299,896
			1,583-	0	19,635-	203,403-	43,309+	482,970+	301,658+	403,598+
	MUNICIPAL	76	389	117	144,014	1,789,882	2,556,833	3,073,148	7,564,383	3,165,807
	CHANGE	75	2,111	59	221,892	1,773,784	2,002,205	2,356,640	6,359,491	2,341,113
			4,722-	58+	77,878-	16,098+	554,628+	716,508+	1,204,692+	824,694+

BARBOUR CTY	TOTAL	76	0	0	292	9,537	4,269	3,000	17,098	4,142
	CHANGE	75	0	0	0	4,504	7,786	2,900	15,190	2,999
			0	0	292+	5,033+	3,517-	100+	1,908+	1,143+

	RURAL	76	0	0	292	4,854	4,269	3,000	12,415	3,960
	CHANGE	75	0	0	0	3,939	5,020	2,900	12,859	2,999
			0	0	292+	915+	1,751-	100+	444-	961+
	SHERIFF	76	0	0	0	558	208	1,800	2,566	2,508
	CHANGE	75	0	0	0	307	2,333	0	2,640	208
			0	0	0	251+	2,125-	1,800+	76-	2,300+
	STATE POLICE	76	0	0	292	4,296	4,061	1,200	9,849	1,452
	CHANGE	75	0	0	0	3,632	3,687	2,900	10,219	2,791
			0	0	292+	664+	374+	1,700-	370-	1,339-
	MUNICIPAL	76	0	0	0	4,683	0	0	4,683	182
	CHANGE	75	0	0	0	565	1,766	0	2,331	0
			0	0	0	4,118+	1,766-	0	2,352+	182+
	BELINGTON PD	76	0	0	0	0	0	0	0	0
	CHANGE	75	0	0	0	0	0	0	0	0
	PHILIPPI PD	76	0	0	0	4,683	0	0	4,683	182
	CHANGE	75	0	0	0	565	1,766	0	2,331	0
			0	0	0	4,118+	1,766-	0	2,352+	182+

BERKELEY CTY	TOTAL	76	0	0	1,653	105,632	151,040	109,117	367,442	105,470
	CHANGE	75	0	0	10,391	112,570	68,457	44,293	235,711	70,498
			0	0	8,738-	6,938-	82,583+	64,824+	131,731+	34,972+

	RURAL	76	0	0	391	84,580	110,797	67,667	263,435	50,697
	CHANGE	75	0	0	1,286	69,747	47,719	39,373	154,125	35,096
			0	0	895-	14,833+	63,078+	32,294+	109,310+	15,601+
	SHERIFF	76	0	0	0	55,432	43,193	16,467	115,092	15,423
	CHANGE	75	0	0	616	26,898	28,671	10,070	66,255	13,244
			0	0	616-	28,534+	14,522+	6,397+	48,837+	2,179+
	STATE POLICE	76	0	0	391	29,148	67,604	51,200	148,343	35,274
	CHANGE	75	0	0	670	42,849	19,048	25,303	87,870	21,852
			0	0	279-	13,701-	48,556+	25,897+	60,473+	13,422+
	MUNICIPAL	76	0	0	1,262	21,052	43,243	41,450	104,007	54,773
	CHANGE	75	0	0	9,105	42,823	20,738	8,920	81,586	35,402
			0	0	7,843-	21,771-	19,505+	32,530+	22,421+	19,371+
	MARTINSBURG PD	76	0	0	1,262	21,052	40,243	41,450	104,007	54,773
	CHANGE	75	0	0	9,105	42,823	20,738	8,920	81,586	35,402
			0	0	7,843-	21,771-	19,505+	32,530+	22,421+	19,371+

BOONE CTY	TOTAL	76	0	0	6,172	60,316	27,143	79,100	172,731	76,855
	CHANGE	75	0	0	654	23,162	29,529	22,216	75,561	14,471
			0	0	5,518+	37,154+	2,386-	56,884+	97,170+	62,380+

	RURAL	76	0	0	1,125	54,033	25,674	68,200	149,032	60,098
	CHANGE	75	0	0	19,693	34,340+	2,105-	47,084+	80,444+	47,504+
			0	0	1,125+					
	SHERIFF	76	0	0	0	859	0	0	859	833
	CHANGE	75	0	0	0	0	522	0	522	51
			0	0	0	859+	522-	0	337+	782+
	STATE POLICE	76	0	0	1,125	53,174	25,674	68,200	148,173	59,265
	CHANGE	75	0	0	19,693	27,257	21,116	68,066	12,543	
			0	0	1,125+	33,481+	1,583-	47,084+	80,107+	46,722+
	MUNICIPAL	76	0	0	5,047	6,283	1,469	10,900	23,699	16,757
	CHANGE	75	0	0	654	3,469	1,750	1,100	6,973	1,877
			0	0	4,393+	2,814+	281-	9,800+	16,726+	14,880+
	MADISON PD	76	0	0	5,047	6,223	706	10,900	22,876	16,361
	CHANGE	75	0	0	654	2,973	1,364	1,100	6,091	1,867
			0	0	4,393+	3,250+	658-	9,800+	16,785+	14,494+
	WHITESVILLE PD	76	0	0	0	60	763	0	823	396
	CHANGE	75	0	0	0	496	386	0	882	10
			0	0	0	436-	377+	0	59-	386+

VALUES OF PROPERTY STOLEN AND RECOVERED
PART I OFFENSES

IDENTIFIER	MURDER	RAPE	PORBRY	BREAKING AND ENTERING	LARCENY	AUTO THEFT	TOTAL VALUE STOLEN	TOTAL VALUE RECOVERED
*****	*****	*****	*****	*****	*****	*****	*****	*****
BRAXTON CTY TOTAL	76	0	0	949	12,197	9,267	29,263	6,549
CHANGE	75	0	0	900	10,799	11,347	24,946	3,502
*****	*****	*****	*****	*****	*****	*****	*****	*****
RURAL	76	0	0	275	10,197	7,590	22,912	4,317
CHANGE	75	0	0	0	6,279	9,766	1,000	1,967
SHERIFF	76	0	0	0	3,620	350	3,970	150
CHANGE	75	0	0	0	95	1,192	0	1,287
STATE POLICE	76	0	0	275	6,577	7,240	18,942	4,167
CHANGE	75	0	0	0	6,184	8,574	1,000	1,844
MUNICIPAL	76	0	0	674	2,000	1,677	6,351	2,232
CHANGE	75	0	0	900	4,520	1,581	900	1,535
GASSAWAY PD	76	0	0	674	0	1,032	2,706	1,942
CHANGE	75	0	0	900	430	258	900	930
SUTTON PD	76	0	0	0	2,000	645	1,000	3,645
CHANGE	75	0	0	0	4,090	1,123	0	5,213
BURNSVILLE PD	76	0	0	0	0	0	0	0
CHANGE	75	0	0	0	0	200	200	200
*****	*****	*****	*****	*****	*****	*****	*****	*****
BROOKE CTY TOTAL	76	0	0	1,330	66,943	63,686	203,009	45,464
CHANGE	75	0	0	0	51,852	44,444	59,095	39,060
*****	*****	*****	*****	*****	*****	*****	*****	*****
RURAL	76	0	0	1,200	46,260	37,730	102,390	17,585
CHANGE	75	0	0	0	40,911	31,366	34,145	25,294
SHERIFF	76	0	0	1,000	35,016	37,730	83,746	13,785
CHANGE	75	0	0	0	35,318	28,766	20,500	8,739
STATE POLICE	76	0	0	200	11,244	0	18,644	3,800
CHANGE	75	0	0	0	5,593	2,600	13,645	16,555
MUNICIPAL	76	0	0	130	20,683	22,956	100,619	27,879
CHANGE	75	0	0	0	10,941	13,078	24,950	13,766
FOLLANSBEE PD	76	0	0	0	7,027	14,966	44,743	4,882
CHANGE	75	0	0	0	4,531	3,060	5,200	2,800
WELLSBURG PD	76	0	0	130	13,656	7,990	55,876	22,997
CHANGE	75	0	0	0	6,410	10,018	36,178	10,966
*****	*****	*****	*****	*****	*****	*****	*****	*****
CABELL CTY TOTAL	76	0	21	29,571	419,570	485,842	1,363,393	530,970
CHANGE	75	0	0	32,201	392,978	432,654	428,261	617,033
*****	*****	*****	*****	*****	*****	*****	*****	*****
RURAL	76	0	0	13,419	71,054	125,746	304,196	98,500
CHANGE	75	0	0	1,772	162,062	95,444	156,836	228,418
SHERIFF	76	0	0	2,284	36,315	81,816	161,000	57,161
CHANGE	75	0	0	508	55,395	48,387	124,016	136,001
STATE POLICE	76	0	0	11,135	34,739	43,930	143,196	41,339
CHANGE	75	0	0	1,264	106,667	47,057	32,820	92,417
MUNICIPAL	76	0	21	16,152	348,516	360,096	1,059,197	432,470
CHANGE	75	0	0	30,429	230,916	337,210	271,425	388,615
BARBOURSVILLE PD	76	0	0	80	876	3,391	4,547	220
CHANGE	75	0	0	0	1,954	2,345	0	720
HUNTINGTON PD	76	0	21	16,072	343,583	335,205	1,008,631	418,176
CHANGE	75	0	0	30,429	220,218	324,279	263,645	378,995
MILTON PD	76	0	0	0	1,429	6,943	17,972	10,698
CHANGE	75	0	0	0	3,079	1,159	7,780	5,804
MU SECURITY POLICE	76	0	0	0	2,628	14,557	10,862	3,376
CHANGE	75	0	0	0	5,665	7,427	0	3,096
*****	*****	*****	*****	*****	*****	*****	*****	*****
CALHOUN CTY TOTAL	76	0	0	242	4,924	4,817	19,535	10,462
CHANGE	75	4	0	0	14,758	1,337	8,200	9,092
*****	*****	*****	*****	*****	*****	*****	*****	*****

VALUES OF PROPERTY STOLEN AND RECOVERED
PART I OFFENSES

IDENTIFIER	MURDER	PAPE	ROBBERY	WREAKING AND ENTERING	LARCENY	AUTO THEFT	TOTAL VALUE STOLEN	TOTAL VALUE RECOVERED
RURAL 76	0	0	242	4,924	4,817	9,552	19,535	10,462
75	4	0	0	14,758	1,337	8,200	24,299	9,092
CHANGE	4-	0	242+	9,834-	3,480+	1,352+	4,764-	1,370+
SHERIFF 76	0	0	0	138	75	0	213	0
75	0	0	0	0	0	0	0	0
CHANGE	0	0	0	138+	75+	0	213+	0
STATE POLICE 76	0	0	242	4,786	4,742	9,552	19,322	10,462
75	4	0	0	14,758	1,337	8,200	24,299	9,092
CHANGE	4-	0	242+	9,972-	3,405+	1,352+	4,977-	1,370+
MUNICIPAL 76	0	0	0	0	0	0	0	0
75	0	0	0	0	0	0	0	0
CHANGE	0	0	0	0	0	0	0	0
GRANTSVILLE PD 76	0	0	0	0	0	0	0	0
75	0	0	0	0	0	0	0	0
CHANGE	0	0	0	0	0	0	0	0

CLAY CTY TOTAL 76	0	0	0	21,980	12,652	33,900	68,532	24,100
75	0	0	3,220	17,315	8,216	38,200	66,951	5,316
CHANGE	0	0	3,220-	4,665+	4,436+	4,300-	1,581+	18,784+

RURAL 76	0	0	0	21,980	12,652	33,900	68,532	24,100
75	0	0	3,220	17,315	8,216	38,200	66,951	5,316
CHANGE	0	0	3,220-	4,665+	4,436+	4,300-	1,581+	18,784+
SHERIFF 76	0	0	0	200	1,500	300	2,000	0
75	0	0	0	1,250	0	5,000	6,250	0
CHANGE	0	0	0	1,050-	1,500+	4,700-	4,250-	0
STATE POLICE 76	0	0	0	21,780	11,152	33,600	66,532	24,100
75	0	0	3,220	16,065	8,216	33,200	60,701	5,316
CHANGE	0	0	3,220-	5,715+	2,936+	400+	5,831+	18,784+
MUNICIPAL 76	0	0	0	0	0	0	0	0
75	0	0	0	0	0	0	0	0
CHANGE	0	0	0	0	0	0	0	0
CLAY PD 76	0	0	0	0	0	0	0	0
75	0	0	0	0	0	0	0	0
CHANGE	0	0	0	0	0	0	0	0

DODDRIDGE CTY TOTAL 76	0	0	0	5,240	13,728	0	15,968	3,965
75	0	0	107	3,113	60,839	0	64,059	43,881
CHANGE	0	0	107-	2,127+	50,111-	0	48,091-	39,916-

RURAL 76	0	0	0	5,240	10,728	0	15,968	3,965
75	0	0	107	3,068	60,814	0	63,989	43,881
CHANGE	0	0	107-	2,172+	50,086-	0	48,021-	39,916-
SHERIFF 76	0	0	0	3,120	2,654	0	5,774	40
75	0	0	0	1,877	420	0	2,297	260
CHANGE	0	0	0	1,243+	2,234+	0	3,477+	220-
STATE POLICE 76	0	0	0	2,120	8,074	0	10,194	3,925
75	0	0	107	1,191	60,394	0	61,692	43,621
CHANGE	0	0	107-	929+	52,320-	0	51,498-	39,696-
MUNICIPAL 76	0	0	0	0	0	0	0	0
75	0	0	0	45	25	0	70	0
CHANGE	0	0	0	45-	25-	0	70-	0
WEST UNION PD 76	0	0	0	0	0	0	0	0
75	0	0	0	45	25	0	70	0
CHANGE	0	0	0	45-	25-	0	70-	0

FAYETTE CTY TOTAL 76	0	0	1,273	37,817	37,964	31,009	108,063	22,730
75	0	0	5,260	114,733	106,859	58,945	285,797	107,650
CHANGE	0	0	3,987-	76,916-	68,895-	27,936-	177,734-	84,920-

RURAL 76	0	0	978	27,852	30,799	27,050	86,679	17,254
75	0	0	4,065	92,449	53,529	44,895	191,938	45,447
CHANGE	0	0	3,087-	64,597-	19,730-	17,845-	105,259-	28,193-
SHERIFF 76	0	0	375	14,808	1,105	0	16,288	4,995
75	0	0	1,780	23,894	350	0	26,024	7,220
CHANGE	0	0	1,405-	9,086-	755+	0	9,736-	2,225-
STATE POLICE 76	0	0	603	13,044	29,694	27,050	70,391	12,259
75	0	0	2,285	68,555	53,179	44,895	165,914	38,227
CHANGE	0	0	1,682-	55,511-	20,485-	17,845-	95,523-	25,968-
MUNICIPAL 76	0	0	295	9,965	7,165	3,959	21,384	5,476
75	0	0	1,195	22,284	56,330	14,050	93,859	62,203
CHANGE	0	0	900-	12,319-	49,165-	10,091-	72,475-	56,727-
ANSTED PD 76	0	0	0	1,100	2,348	0	3,448	1,100
75	0	0	645	1,265	0	0	1,910	0
CHANGE	0	0	645-	165-	2,348+	0	1,938+	1,100+
FAYETTEVILLE PD 76	0	0	0	1,379	264	0	1,643	302
75	0	0	0	642	0	0	642	407
CHANGE	0	0	0	737+	264+	0	1,001+	105-
MONTGOMERY PD 76	0	0	25	4,600	4,218	0	8,843	1,874
75	0	0	550	12,382	7,657	11,450	32,039	11,296
CHANGE	0	0	525-	7,782-	3,439-	11,450-	23,196-	9,422-
MOUNT HOPE PD 76	0	0	0	2,475	0	2,200	4,675	2,200
75	0	0	0	5,535	48,469	2,000	56,004	50,500
CHANGE	0	0	0	3,060-	48,469-	200+	51,329-	48,300-

VALUES OF PROPERTY STOLEN AND RECOVERED
PART I OFFENSES

IDENTIFIER		MURDER	RAPE	ROBBERY	BREAKING AND ENTERING	LARCENY	AUTO THEFT	TOTAL VALUE STOLEN	TOTAL VALUE RECOVERED
OAK HILL PD	76	0	0	0	0	0	0	0	0
CHANGE	75	0	0	0	0	0	0	0	0
SMITHERS PD	76	0	0	270	350	290	900	1,810	0
CHANGE	75	0	0	0	2,460	204	600	3,264	0
PAX PD	76	0	0	0	61	45	859	965	0
CHANGE	75	0	0	0	0	0	0	0	0

GILMER CTY	TOTAL	76	0	0	2,863	3,414	950	13,227	5,938
CHANGE	75	0	0	490	3,346	2,932	3,700	10,468	4,892

RURAL	76	0	0	0	1,060	9,310	550	10,920	5,080
CHANGE	75	0	0	490	3,346	2,522	3,700	10,058	4,832
SHERIFF	76	0	0	0	0	0	0	0	0
CHANGE	75	0	0	0	0	0	0	0	0
STATE POLICE	76	0	0	0	1,060	9,310	550	10,920	5,080
CHANGE	75	0	0	490	3,346	2,522	3,700	10,058	4,832
MUNICIPAL	76	0	0	0	1,803	104	400	2,307	858
CHANGE	75	0	0	0	0	410	0	410	60
GLENVILLE PD	76	0	0	0	1,803	104	400	2,307	858
CHANGE	75	0	0	0	0	410	0	410	60

GRANT CTY	TOTAL	76	0	0	9,943	4,172	6,495	20,610	7,957
CHANGE	75	0	0	0	14,591	1,392	12,500	28,483	13,206

RURAL	76	0	0	0	7,896	4,007	6,495	18,398	7,392
CHANGE	75	0	0	0	13,356	643	12,500	26,499	12,945
SHERIFF	76	0	0	0	220	175	3,000	3,395	3,045
CHANGE	75	0	0	0	325	49	0	374	15
STATE POLICE	76	0	0	0	7,676	3,832	3,495	15,003	4,347
CHANGE	75	0	0	0	13,031	594	12,500	26,125	12,930
MUNICIPAL	76	0	0	0	2,047	165	0	2,212	565
CHANGE	75	0	0	0	1,235	749	0	1,984	261
PETERSBURG PD	76	0	0	0	2,047	165	0	2,212	565
CHANGE	75	0	0	0	1,235	749	0	1,984	261

GREENBRIER CTY	TOTAL	76	0	3,098	21,978	18,447	16,520	60,043	21,651
CHANGE	75	0	0	20	25,156	22,378	41,160	88,714	38,433

RURAL	76	0	0	30	21,038	17,927	12,120	51,115	8,408
CHANGE	75	0	0	20	23,556	18,450	37,560	79,586	34,325
SHERIFF	76	0	0	0	8,037	1,352	0	9,389	468
CHANGE	75	0	0	0	3,625	4,101	10,700	18,426	9,851
STATE POLICE	76	0	0	30	13,001	16,575	12,120	41,726	7,940
CHANGE	75	0	0	20	19,931	14,349	26,860	61,160	24,474
MUNICIPAL	76	0	0	3,068	940	520	4,400	8,928	13,243
CHANGE	75	0	0	0	1,600	3,928	3,600	9,128	4,108
LENISBURG PD	76	0	0	220	400	40	0	660	0
CHANGE	75	0	0	0	200	3,910	2,600	6,710	2,730
RAINELLE PD	76	0	0	0	75	0	0	75	75
CHANGE	75	0	0	0	0	18	1,000	1,018	1,018
RONCEVERTE PD	76	0	0	0	450	200	0	650	0
CHANGE	75	0	0	0	260	0	0	260	150
WHITE SULPHUR SPRINGS PD	76	0	0	2,848	15	280	4,400	7,543	13,168
CHANGE	75	0	0	0	1,140	0	0	1,140	210

HAMPSHIRE CTY	TOTAL	76	0	1,084	28,843	27,103	2,125	59,155	16,451
CHANGE	75	0	0	0	29,227	15,967	9,800	54,994	17,971

VALUES OF PROPERTY STOLEN AND RECOVERED
PART I OFFENSES

IDENTIFIER		MURDER	RAPE	ROBBERY	BREAKING AND ENTERING	LARCENY	AUTO THEFT	TOTAL VALUE STOLEN	TOTAL VALUE RECOVERED	
RURAL	76	0	0	584	28,843	24,034	2,125	55,586	16,439	
CHANGE	75	0	0	C	23,652	15,112	7,800	46,564	14,520	
SHERIFF	76	0	0	0	11,821	8,314	200	20,335	5,606	
CHANGE	75	0	0	0	10,969	4,914	700	16,583	2,403	
STATE POLICE	76	0	0	584	17,022	15,720	1,925	35,251	10,833	
CHANGE	75	0	0	0	12,683	10,198	7,100	29,981	12,117	
MUNICIPAL	76	0	0	500	0	3,069	0	3,569	12	
CHANGE	75	0	0	0	5,575	855	2,000	8,430	3,451	
ROMNEY PD	76	0	0	500+	5,575-	2,214+	2,000-	4,861-	3,439-	
CHANGE	75	0	0	0	5,575-	855	2,000-	8,430	3,451	

HANCOCK CTY	TOTAL	76	0	0	12,389	100,259	160,857	264,612	538,117	218,994
CHANGE	75	0	0	0	0	0	0	0	0	

RURAL	76	0	0	4,607	50,717	93,048	81,050	229,422	35,310	
CHANGE	75	0	0	1,013	39,555	34,463	30,800	105,831	20,665	
SHERIFF	76	0	0	3,594+	11,162+	58,585+	50,250+	123,591+	14,645+	
CHANGE	75	0	0	0	0	0	0	0	0	
STATE POLICE	76	0	0	4,607	50,717	29,661	75,550	160,535	35,310	
CHANGE	75	0	0	903	29,431	32,130	29,000	91,464	18,801	
MUNICIPAL	76	0	0	3,704+	21,286+	2,469-	46,550+	69,071+	16,509+	
CHANGE	75	0	0	0	110	10,124	2,333	14,367	0	
MUNICIPAL	76	0	0	110-	10,124-	61,054+	3,700+	54,320+	1,864-	
CHANGE	75	0	0	0	0	0	0	0	0	
CHESTER PD	76	0	0	7,782	49,542	67,809	183,562	308,695	183,684	
CHANGE	75	0	0	5,571	166,047	47,050	162,744	381,412	148,100	
WEIRTON PD	76	0	0	2,211+	116,505-	20,759+	20,818+	72,717-	35,584+	
CHANGE	75	0	0	0	0	0	0	0	0	
NEW CUMBERLAND PD	76	0	0	0	4,578	5,274	9,850	19,702	9,100	
CHANGE	75	0	0	0	11,298	5,796	8,000	25,094	8,010	
WEIRTON PD	76	0	0	0	6,720-	522-	1,850+	5,392-	90+	
CHANGE	75	0	0	7,782	44,594	61,787	173,712	287,875	175,569	
NEW CUMBERLAND PD	76	0	0	5,571	153,451	39,656	154,744	353,422	139,587	
CHANGE	75	0	0	2,211+	108,857-	22,131+	18,968+	65,547-	35,982+	

HARDY CTY	TOTAL	76	0	0	0	5,029	6,539	5,500	17,068	5,706
CHANGE	75	0	0	0	345	10,120	6,048	21,721	6,618	

RURAL	76	0	0	0	4,819	6,289	5,200	16,308	5,295	
CHANGE	75	0	0	0	345	10,120	4,482	3,548	18,495	
SHERIFF	76	0	0	0	345-	5,301-	1,807+	1,652+	2,187-	
CHANGE	75	0	0	0	0	0	0	0	0	
STATE POLICE	76	0	0	0	0	0	0	0	0	
CHANGE	75	0	0	0	0	0	0	0	0	
MUNICIPAL	76	0	0	0	4,819	6,289	5,200	16,308	5,295	
CHANGE	75	0	0	0	345	10,120	4,482	3,548	18,495	
MOOREFIELD PD	76	0	0	0	345-	5,301-	1,807+	1,652+	2,187-	
CHANGE	75	0	0	0	0	0	0	0	0	
WARDENSVILLE PD	76	0	0	0	210	250	300	760	411	
CHANGE	75	0	0	0	0	726	2,500	3,226	3,226	
HARRISON CTY	TOTAL	76	0	0	0	210+	2,200-	2,466-	2,815-	
CHANGE	75	0	0	0	0	0	0	0	0	
WARDENSVILLE PD	76	0	0	0	0	0	0	0	0	
CHANGE	75	0	0	0	0	0	0	0	0	

HARRISON CTY	TOTAL	76	0	0	415	216,720	211,902	215,328	644,365	323,676
CHANGE	75	0	0	0	10,160	179,634	182,059	166,361	938,214	

RURAL	76	0	0	0	94,488	83,015	117,308	294,811	94,196	
CHANGE	75	0	0	0	6,171	70,796	95,658	108,661	281,286	
SHERIFF	76	0	0	0	6,171-	23,692+	12,643-	8,647+	13,525+	
CHANGE	75	0	0	0	0	0	0	0	0	
STATE POLICE	76	0	0	0	36,755	33,656	12,420	82,831	8,845	
CHANGE	75	0	0	0	4,267	25,399	40,789	60,934	131,391	
MUNICIPAL	76	0	0	0	4,267-	11,356+	7,133-	48,516-	48,560-	
CHANGE	75	0	0	0	0	0	0	0	0	
BRIDGEPORT PD	76	0	0	0	57,733	49,359	104,888	211,980	85,351	
CHANGE	75	0	0	0	1,904	45,397	54,869	47,725	149,895	
MUNICIPAL	76	0	0	0	1,904-	12,336+	5,510-	57,163+	62,085+	
CHANGE	75	0	0	0	0	0	0	0	0	
BRIDGEPORT PD	76	0	0	0	415	122,232	128,887	349,554	229,480	
CHANGE	75	0	0	0	3,989	108,838	85,401	57,700	79,460	
BRIDGEPORT PD	76	0	0	0	3,574-	13,394+	42,486+	40,320+	154,020+	
CHANGE	75	0	0	0	0	0	0	0	0	
BRIDGEPORT PD	76	0	0	0	0	0	0	0	0	
CHANGE	75	0	0	0	0	0	0	0	0	

BRIDGEPORT PD	76	0	0	0	60,235	16,879	1,200	78,314	4,419	
CHANGE	75	0	0	0	770	14,228	16,231	41,929	3,951	

BRIDGEPORT PD	76	0	0	0	46,007+	648+	9,500-	36,385+	468+	
CHANGE	75	0	0	0	0	0	0	0	0	

VALUES OF PROPERTY STOLEN AND RECOVERED
PART I OFFENSES

IDENTIFIER	MURDER	RAPE	ROBBERY	BREAKING AND ENTERING	LARCENY	AUTO THEFT	TOTAL VALUE STOLEN	TOTAL VALUE RECOVERED	
CLARKSBURG PD	76	0	0	415	35,680	105,163	95,220	237,484	214,019
CHANGE	75	0	0	3,169	70,327	62,470	41,000	184,966	63,656
				2,754-	2,661-	43,693+	54,220+	52,518+	150,363+
SALEM PD	76	0	0	0	4,711	3,776	0	8,487	1,032
CHANGE	75	0	0	0	7,623	2,686	500	10,809	745
					2,912-	1,090+	500-	2,322-	287+
SHINNSTON PD	76	0	0	0	3,408	946	0	4,354	0
CHANGE	75	0	0	0	2,390	500	0	2,890	5
					1,018+	446+	0	1,464+	5-
STONEWOOD PD	76	0	0	0	600	0	0	600	0
CHANGE	75	0	0	0	500	35	0	535	35
					100+	35-	0	65+	35-
ANMOORE PD	76	0	0	0	175	0	0	175	0
CHANGE	75	0	0	50	1,043	1,247	300	2,640	300
					50-	868-	300-	2,465-	300-
NUTTER FORT PC	76	0	0	0	17,417	1,123	1,600	20,140	10,010
CHANGE	75	0	0	0	4,727	3,232	5,200	13,159	6,768
					12,690+	2,109-	3,600-	6,981+	3,242+
LUMBERPORT PD	76	0	0	0	0	0	0	0	0
CHANGE	75	0	0	0	0	0	0	0	0
					0	0	0	0	0
LOST CREEK PD	76	0	0	0	0	0	0	0	0
CHANGE	75	0	0	0	0	0	0	0	0
					0	0	0	0	0

JACKSON CTY TOTAL	76	0	0	582	21,930	29,418	23,350	75,280	30,987
CHANGE	75	0	0	913	19,206	23,291	10,750	54,160	17,673
				331-	2,724+	6,127+	12,600+	21,120+	13,314+

RURAL	76	0	0	437	14,292	19,453	17,150	51,332	19,629
CHANGE	75	0	0	913	17,700	15,319	10,750	44,682	15,898
				476-	3,408-	4,134+	6,400+	6,650+	3,731+
SHERIFF	76	0	0	416	10,899	2,882	2,850	17,047	3,355
CHANGE	75	0	0	360	12,768	3,891	2,600	24,619	5,674
				56+	1,869-	6,009-	250+	7,372-	2,319-
STATE POLICE	76	0	0	21	3,393	16,571	14,300	34,285	16,274
CHANGE	75	0	0	553	4,932	6,428	8,150	20,063	10,224
				532-	1,539-	10,143+	6,150+	14,222+	6,050+
MUNICIPAL	76	0	0	145	7,638	9,965	6,200	23,948	11,358
CHANGE	75	0	0	0	1,506	7,972	0	9,478	1,775
				145+	6,132+	1,993+	6,200+	14,470+	9,583+
RAVENSWOOD PD	76	0	0	0	6,350	2,896	6,200	15,446	10,055
CHANGE	75	0	0	0	372	2,842	0	3,214	1,404
					5,978+	5+	6,200+	12,232+	8,651+
RIPLEY PD	76	0	0	145	1,288	7,069	0	8,502	1,303
CHANGE	75	0	0	0	1,134	5,130	0	6,264	371
				145+	154+	1,939+	0	2,238+	932+

JEFFERSON CTY TOTAL	76	540	0	594	114,496	59,311	52,098	227,039	49,016
CHANGE	75	0	0	6,015	70,216	57,260	71,931	205,422	68,841
		540+	0	5,421-	44,280+	2,051+	19,833-	21,617+	19,825-

RURAL	76	540	0	514	110,896	52,572	30,298	194,820	45,007
CHANGE	75	0	0	1,015	53,312	49,274	61,231	164,832	52,902
		540+	0	501-	57,584+	3,298+	30,933-	29,988+	7,895-
SHERIFF	76	0	0	0	8,621	6,649	0	15,270	0
CHANGE	75	0	0	203	8,759	18,863	500	28,325	1,371
				203-	138-	12,214-	500-	13,055-	1,371-
STATE POLICE	76	540	0	514	102,275	45,923	30,298	179,550	45,007
CHANGE	75	0	0	812	44,553	30,411	60,731	136,507	51,531
		540+	0	298-	57,722+	15,512+	30,433-	43,043+	6,524-
MUNICIPAL	76	0	0	80	3,600	6,739	21,800	32,219	4,009
CHANGE	75	0	0	5,000	16,904	7,986	10,700	40,590	15,939
				4,920-	13,304-	1,247-	11,100+	6,371-	11,930-
CHARLES TOWN PD	76	0	0	0	3,260	5,418	4,300	12,978	3,891
CHANGE	75	0	0	5,000	14,938	5,539	10,300	35,777	15,817
				5,000-	11,678-	121-	6,000-	22,799-	11,926-
SHEPHERDSTOWN PD	76	0	0	80	340	1,321	0	1,741	118
CHANGE	75	0	0	0	0	0	0	0	0
				80+	340+	1,321+	0	1,741+	118+
RANSON PD	76	0	0	0	0	0	17,500	17,500	0
CHANGE	75	0	0	0	1,390	40	400	1,830	0
					1,390-	40-	17,100+	15,670+	0

KANAWHA CTY TOTAL	76	389	51	69,261	732,505	1,196,644	1,481,268	3,480,118	1,429,478
CHANGE	75	0	59	101,027	692,358	848,281	1,054,614	2,696,339	927,803
		389+	8-	31,766-	40,147+	348,363+	426,654+	783,779+	501,675+

RURAL	76	0	0	15,662	214,801	389,501	411,018	1,030,982	405,568
CHANGE	75	0	0	34,534	279,385	238,982	274,403	827,304	288,533
				18,872-	64,584-	153,519+	136,615+	203,678+	117,035+
SHERIFF	76	0	0	4,103	62,900	157,742	180,848	405,593	203,051
CHANGE	75	0	0	18,589	75,976	62,641	121,450	278,656	177,733
				14,486-	13,076-	95,101+	59,398+	126,937+	25,318+

VALUES OF PROPERTY STOLEN AND RECOVERED
PART I OFFENSES

IDENTIFIER	MURDER	RAPE	ROBBERY	BREAKING AND ENTERING	LARCENY	AUTO THEFT	TOTAL VALUE STOLEN	TOTAL VALUE RECOVERED
STATE POLICE 76	0	0	11,559	151,901	231,759	230,170	625,389	202,517
CHANGE 75	0	0	15,945	203,409	176,341	152,953	548,648	110,800
	0	0	4,386-	51,508-	55,418+	77,217+	76,741+	91,717+
MUNICIPAL 76	389	51	53,599	517,704	807,143	1,070,250	2,449,136	1,023,910
CHANGE 75	0	59	66,493	412,973	609,299	780,211	1,869,035	639,270
	389+	8-	12,894-	104,731+	197,844+	290,039+	580,101+	384,640+
BELLE PD 76	0	0	0	25	0	0	25	15
CHANGE 75	0	0	0	600	0	0	600	0
	0	0	0	575-	0	0	575-	15+
CHARLESTON PD 76	389	51	50,610	431,542	603,754	806,480	1,892,826	768,630
CHANGE 75	0	59	58,233	342,076	469,940	641,863	1,522,171	472,830
	389	8-	7,623-	89,466	133,814	164,617	380,655	295,800
DUNBAR PD 76	0	0	1,491	25,469	38,097	71,420	136,477	76,094
CHANGE 75	0	0	1,250	7,341	23,216	39,175	70,982	40,361
	0	0	241+	18,128+	14,881+	32,245+	65,495+	35,733+
NITRO PD 76	0	0	600	11,158	32,801	35,000	79,559	24,816
CHANGE 75	0	0	2,500	4,605	23,503	13,100	43,708	15,496
	0	0	1,900-	6,553+	9,298+	21,900+	35,851+	9,120+
ST ALBANS PD 76	0	0	109	20,652	46,346	33,900	101,007	33,279
CHANGE 75	0	0	850	18,307	48,504	15,215	82,876	26,069
	0	0	741-	2,345+	2,158-	18,685+	18,131+	7,210+
SOUTH CHARLESTON PD 76	0	0	629	21,054	71,678	96,650	190,011	103,197
CHANGE 75	0	0	3,660	34,264	43,135	67,358	148,417	83,564
	0	0	3,031-	13,210-	28,543+	29,292+	41,594+	19,633+
CHESAPEAKE PD 76	0	0	0	1,090	1,042	12,000	14,132	12,070
CHANGE 75	0	0	0	2,190	739	0	2,929	40
	0	0	0	1,100-	303+	12,000+	11,203+	12,030+
MARMET PD 76	0	0	160	5,836	11,675	14,800	32,471	5,139
CHANGE 75	0	0	0	3,215	62	3,500	6,777	335
	0	0	160+	2,621+	11,613+	11,300+	25,694+	4,804+
EAST BANK PD 76	0	0	0	0	280	0	280	70
CHANGE 75	0	0	0	0	0	0	0	0
	0	0	0	0	280+	0	280+	70+
GLASGOW PD 76	0	0	0	0	0	0	0	0
CHANGE 75	0	0	0	0	0	0	0	0
	0	0	0	0	0	0	0	0
CLENDENIN PD 76	0	0	0	860	0	0	860	600
CHANGE 75	0	0	0	375	0	0	375	375
	0	0	0	485+	0	0	485+	225+
CEDAR GROVE PD 76	0	0	0	18	1,470	0	1,488	0
CHANGE 75	0	0	0	0	200	0	200	0
	0	0	0	18+	1,270+	0	1,288+	0

LEWIS CTY TOTAL 76	0	0	341	12,610	13,376	16,280	42,607	17,619
CHANGE 75	0	0	757	13,736	11,396	9,700	35,589	10,607
	0	0	416-	1,126-	1,980+	6,580+	7,018+	7,012+

KURAL 76	0	0	0	9,125	8,358	13,030	30,513	15,173
CHANGE 75	0	0	692	6,335	10,988	4,800	22,815	8,670
	0	0	692-	2,790+	2,630-	8,230+	7,698+	6,503+
SHERIFF 76	0	0	0	7,117	2,557	10,930	20,604	12,352
CHANGE 75	0	0	657	3,385	2,769	0	6,811	1,694
	0	0	657-	3,732+	212-	10,930+	13,793+	10,658+
STATE POLICE 76	0	0	0	2,008	5,801	2,100	9,909	2,821
CHANGE 75	0	0	35	2,950	8,219	4,800	16,004	4,976
	0	0	35-	942-	2,418-	2,700-	6,095-	4,155-
MUNICIPAL 76	0	0	341	3,485	5,018	3,250	12,094	2,446
CHANGE 75	0	0	65	7,401	408	4,900	12,774	1,937
	0	0	276+	3,916-	4,610+	1,650-	680-	509+
WESTON PD 76	0	0	341	3,485	5,018	3,250	12,094	2,446
CHANGE 75	0	0	65	7,401	408	4,900	12,774	1,937
	0	0	276+	3,916-	4,610+	1,650-	680-	509+

LINCOLN CTY TOTAL 76	0	0	22,415	37,450	16,247	43,158	119,270	34,062
CHANGE 75	0	0	7,618	20,418	7,702	23,600	59,338	20,442
	0	0	14,797+	17,032+	8,545+	19,558+	59,932+	13,600+

KURAL 76	0	0	22,415	37,450	16,247	43,158	119,270	34,062
CHANGE 75	0	0	7,618	20,418	7,702	23,600	59,338	20,442
	0	0	14,797+	17,032+	8,545+	19,558+	59,932+	13,600+
SHERIFF 76	0	0	0	280	584	0	864	444
CHANGE 75	0	0	178	5,960	740	0	6,878	1,568
	0	0	178-	5,680-	156-	0	6,014-	1,104-
STATE POLICE 76	0	0	22,415	37,170	15,663	43,158	118,406	33,598
CHANGE 75	0	0	7,440	14,458	6,962	23,600	52,460	18,894
	0	0	14,975+	22,712+	8,701+	19,558+	65,946+	14,704+

LOGAN CTY TOTAL 76	0	0	5,108	147,694	124,238	371,115	648,155	508,884
CHANGE 75	0	0	17,922	146,698	328,894	200,425	693,939	236,186
	0	0	12,814-	996+	204,656-	170,690+	45,784-	272,698+

KURAL 76	0	0	4,490	141,922	108,659	343,365	598,436	487,892
CHANGE 75	0	0	17,739	139,772	322,655	175,025	655,191	216,491
	0	0	13,249-	2,150+	213,996-	168,340+	56,755-	271,401+

VALUES OF PROPERTY STOLEN AND RECOVERED
PART I OFFENSES

IDENTIFIER		MURDER	RAPE	ROBBERY	BREAKING AND ENTERING	LARCENY	AUTO THEFT	TOTAL VALUE STOLEN	TOTAL VALUE RECOVERED
SHERIFF	76	0	0	0	15	50	0	65	65
CHANGE	75	0	0	0	60	1,058	0	1,118	60
		0	0	0	45-	1,008-	0	1,053-	5+
STATE POLICE	76	0	0	4,490	141,907	108,609	343,365	598,371	487,827
CHANGE	75	0	0	17,739	139,712	321,597	175,025	654,073	216,431
		0	0	13,249-	2,195+	212,988-	168,340+	55,702-	271,396+
MUNICIPAL	76	0	0	618	5,772	15,579	27,750	49,719	20,992
CHANGE	75	0	0	183	6,926	6,239	25,400	38,748	19,695
		0	0	435+	1,154-	9,340+	2,350+	10,971+	1,297+
LOGAN PD	76	0	0	520	4,975	12,197	23,300	40,992	15,858
CHANGE	75	0	0	183	2,602	6,039	24,700	33,524	19,625
		0	0	337+	2,373+	6,158+	1,400-	7,468+	3,767-
MAN PD	76	0	0	0	173	0	0	173	173
CHANGE	75	0	0	0	0	0	0	0	0
		0	0	0	173+	0	0	173+	173+
CHAPMANVILLE PD	76	0	0	98	624	3,382	4,450	8,554	4,961
CHANGE	75	0	0	0	4,324	200	700	5,224	70
		0	0	98+	3,700-	3,182+	3,750+	3,330+	4,891+

MCDOWELL CTY	TOTAL	76	0	123	16,214	34,026	35,700	86,063	38,837
CHANGE	75	0	0	198	27,079	17,637	47,500	92,414	43,401
		0	0	75-	10,865-	16,389+	11,800-	6,351-	4,564-

RURAL	76	0	0	0	14,626	32,824	35,700	83,150	38,180
CHANGE	75	0	0	158	24,179	17,299	47,500	89,136	40,457
		0	0	158-	9,553-	15,525+	11,800-	5,986-	2,277-
SHERIFF	76	0	0	0	0	540	0	540	140
CHANGE	75	0	0	156	1,633	6,444	0	8,235	8,087
		0	0	158-	1,633-	5,904-	0	7,695-	7,947-
STATE POLICE	76	0	0	0	14,626	32,284	35,700	82,610	38,040
CHANGE	75	0	0	0	22,546	13,855	47,500	80,901	32,370
		0	0	0	7,920-	21,429+	11,800-	1,709+	5,670+
MUNICIPAL	76	0	0	123	1,588	1,202	0	2,913	657
CHANGE	75	0	0	40	2,900	338	0	3,278	2,944
		0	0	83+	1,312-	864+	0	365-	2,287-
KEYSTONE PD	76	0	0	0	0	0	0	0	0
CHANGE	75	0	0	0	0	0	0	0	0
WAR PD	76	0	0	0	0	0	0	0	0
CHANGE	75	0	0	0	0	0	0	0	0
WELCH PD	76	0	0	0	0	0	0	0	0
CHANGE	75	0	0	0	0	0	0	0	0
ANAWALT PD	76	0	0	0	400	0	0	400	40
CHANGE	75	0	0	0	800	0	0	800	726
		0	0	0	400-	0	0	400-	686-
GARY PD	76	0	0	0	0	2	0	2	0
CHANGE	75	0	0	0	0	0	0	0	0
		0	0	0	0	2+	0	2+	0
NORTH FORK PD	76	0	0	123	8	66	0	197	77
CHANGE	75	0	0	40	0	8	0	48	8
		0	0	83+	8+	58+	0	149+	69+
DAVY PD	76	0	0	0	0	0	0	0	0
CHANGE	75	0	0	0	0	0	0	0	0
KIMBALL PD	76	0	0	0	0	0	0	0	0
CHANGE	75	0	0	0	0	0	0	0	0
IEAGER PD	76	0	0	0	1,180	1,134	0	2,314	540
CHANGE	75	0	0	0	2,100	330	0	2,430	2,210
		0	0	0	920-	804+	0	116-	1,670-

MARION CTY	TOTAL	76	0	3,096	71,681	120,778	164,641	360,196	155,908
CHANGE	75	0	0	70,477	101,976	76,350	167,235	416,038	126,181
		0	0	67,381-	30,295-	44,428+	2,594-	55,842-	29,727+

RURAL	76	0	0	728	32,212	34,827	75,570	143,337	51,779
CHANGE	75	0	0	65,267	44,464	24,537	79,840	214,108	35,418
		0	0	64,539-	12,252-	10,290+	4,270-	70,771-	16,361+
SHERIFF	76	0	0	728	24,672	19,870	47,570	92,840	27,579
CHANGE	75	0	0	65,217	41,046	10,670	43,580	160,513	30,478
		0	0	64,489-	16,374-	9,200+	3,990+	67,673-	2,899-
STATE POLICE	76	0	0	0	7,540	14,957	28,000	50,497	24,200
CHANGE	75	0	0	50	3,418	13,867	36,260	53,595	4,940
		0	0	50-	4,122+	1,090+	8,260-	3,096-	19,260+
MUNICIPAL	76	0	0	2,368	39,469	85,951	89,071	216,859	104,129
CHANGE	75	0	0	5,210	57,512	51,813	87,395	201,930	90,763
		0	0	2,842-	18,043-	34,138+	1,676+	14,929+	13,366+
FAIRMONT PD	76	0	0	2,368	35,880	83,246	85,071	206,565	98,490
CHANGE	75	0	0	5,210	57,479	50,073	87,395	200,157	90,763
		0	0	2,842-	21,599-	33,173+	2,324-	6,408+	7,727+

VALUES OF PROPERTY STOLEN AND RECOVERED
PART I OFFENSES

IDENTIFIER		MURDER	RAPE	BURGLARY	BREAKING AND ENTERING	LARCENY	AUTO THEFT	TOTAL VALUE STOLEN	TOTAL VALUE RECOVERED	
MANNINGTON PD	76	0	0	0	3,339	2,705	2,800	8,844	4,439	
CHANGE	75	0	0	0	0	600	0	600	0	
RIVESVILLE PD	76	0	0	0	3,339+	2,105+	2,800+	8,244+	4,439+	
CHANGE	75	0	0	0	0	0	0	0	0	
MONONGAH PD	76	0	0	0	0	0	1,200	1,200	1,200	
CHANGE	75	0	0	0	0	0	0	0	0	
FAIRVIEW PD	76	0	0	0	0	0	1,200+	1,200+	1,200+	
CHANGE	75	0	0	0	0	0	0	0	0	
FARMINGTON PD	76	0	0	0	0	0	0	0	0	
CHANGE	75	0	0	0	33	0	0	33	0	
GRANT TOWN PD	76	0	0	0	250	0	0	250	0	
CHANGE	75	0	0	0	0	1,140	0	1,140	0	

MARSHALL CTY	TOTAL	76	0	10	6,131	66,484	57,190	112,145	241,960	89,232
CHANGE	75	0	0	766	61,448	63,516	66,645	192,375	59,460	

RURAL	76	0	0	0	13,900	16,107	23,950	53,957	16,665	
CHANGE	75	0	0	425	27,745	24,825	11,295	64,290	16,445	
SHERIFF	76	0	0	0	6,616	6,429	3,250	16,295	3,850	
CHANGE	75	0	0	0	5,880	4,798	1,600	12,278	2,479	
STATE POLICE	76	0	0	0	7,284	9,678	20,700	37,662	12,815	
CHANGE	75	0	0	425	21,865	20,027	9,695	52,012	13,966	
MUNICIPAL	76	0	10	6,131	52,584	41,083	88,195	188,003	72,567	
CHANGE	75	0	10+	341	33,703	38,691	55,350	128,085	43,015	
BENWOOD PD	76	0	0	95	3,958	4,325	900	9,278	1,697	
CHANGE	75	0	0	0	20,385	3,158	2,550	26,093	1,554	
CAMERON PD	76	0	0	0	0	5	0	5	5	
CHANGE	75	0	0	0	0	5+	0	5+	5+	
GLEN DALE PD	76	0	0	55	1,498	2,641	550	4,744	808	
CHANGE	75	0	0	341	3,485	6,977	10,500	21,303	3,883	
MCMECHEN PD	76	0	0	0	0	0	3,400	3,400	0	
CHANGE	75	0	0	0	0	0	1,500	1,500	0	
MOUNDSVILLE PD	76	0	10	5,981	47,128	34,112	83,345	170,576	70,057	
CHANGE	75	0	10+	0	9,833	29,556	40,800	79,189	37,578	

MASON CTY	TOTAL	76	0	985	21,457	32,071	40,895	95,408	36,347	
CHANGE	75	0	0	335	33,248	26,547	17,020	77,150	19,441	

RURAL	76	0	0	980	7,057	11,745	27,095	46,877	21,758	
CHANGE	75	0	0	200	16,608	18,007	10,325	45,140	12,230	
SHERIFF	76	0	0	0	3,547	8,045	3,695	15,287	3,520	
CHANGE	75	0	0	0	8,055	5,647	3,300	17,002	3,065	
STATE POLICE	76	0	0	980	3,510	3,700	23,400	31,590	16,238	
CHANGE	75	0	0	200	8,553	12,360	7,025	28,138	9,165	
MUNICIPAL	76	0	0	5	14,400	20,326	13,800	48,531	14,589	
CHANGE	75	0	0	135	16,640	8,540	6,695	32,010	7,211	
POINT PLEASANT PD	76	0	0	5	10,624	20,029	9,050	39,708	10,830	
CHANGE	75	0	0	135	15,390	9,420	5,800	29,745	7,143	
NEW HAVEN PD	76	0	0	0	2,499	0	4,750	7,249	3,502	
CHANGE	75	0	0	0	1,200	0	1,200	2,400	0	
MASON PD	76	0	0	0	1,277	297	0	1,574	257	
CHANGE	75	0	0	0	50	120	895	1,065	68	

MERCEK CTY	TOTAL	76	0	4,026	118,581	143,206	116,425	382,238	125,812	
CHANGE	75	0	0	6,865	139,954	87,395	85,870	320,084	88,873	

RURAL	76	0	0	1,995	40,879	60,696	63,950	167,520	70,174	
CHANGE	75	0	0	1,943	41,826	34,539	51,845	130,153	51,198	

VALUES OF PROPERTY STOLEN AND RECOVERED
PART I OFFENSES

IDENTIFIER	MURDER	RAPE	ROBBERY	BREAKING AND ENTERING	LARCENY	AUTO THEFT	TOTAL VALUE STOLEN	TOTAL VALUE RECOVERED
SHERIFF 76	0	0	164	280	3,221	5,100	8,765	7,780
75	0	0	0	780	4,200	0	4,980	0
CHANGE	0	0	164+	500-	979-	5,100+	3,785+	7,780+
STATE POLICE 76	0	0	1,831	40,599	57,475	58,850	158,755	62,394
75	0	0	1,943	41,046	30,339	51,845	125,173	51,198
CHANGE	0	0	112-	447-	27,136+	7,005+	33,582+	11,196+
MUNICIPAL 76	0	0	2,031	77,702	82,510	52,475	214,718	55,638
75	0	0	4,922	98,128	52,856	34,025	189,931	37,675
CHANGE	0	0	2,891-	20,426-	29,654+	18,450+	24,787+	17,963+
ATHENS PD 76	0	0	0	40	200	100	340	100
75	0	0	0	212	120	0	332	120
CHANGE	0	0	0	172-	80+	100+	8+	20-
BLUEFIELD PD 76	0	0	1,551	47,982	59,733	46,200	155,466	42,823
75	0	0	4,322	80,405	46,336	23,225	154,288	24,631
CHANGE	0	0	2,771-	32,423-	13,397+	22,975+	1,178+	18,192+
PRINCETON PD 76	0	0	480	28,545	22,577	5,100	56,702	12,440
75	0	0	600	17,394	6,400	10,800	35,196	12,809
CHANGE	0	0	120-	11,149+	16,177+	5,700-	21,506+	369-
MATOAKA PD 76	0	0	0	1,135	0	1,075	2,210	275
75	0	0	0	115	0	0	115	115
CHANGE	0	0	0	1,020+	0	1,075+	2,095+	160+
BRAMWELL PD 76	0	0	0	0	0	0	0	0
75	0	0	0	0	0	0	0	0
CHANGE	0	0	0	0	0	0	0	0

MINERAL CTY TOTAL 76	0	0	171	8,460	22,194	13,775	44,600	19,158
75	0	0	128	14,226	23,583	8,395	46,332	14,469
CHANGE	0	0	43+	5,766-	1,389-	5,380+	1,732-	4,689+

RURAL 76	0	0	125	6,759	7,672	9,775	24,531	13,419
75	0	0	0	4,754	9,375	3,295	17,424	7,544
CHANGE	0	0	125+	2,005+	1,503-	6,480+	7,107+	5,875+
SHERIFF 76	0	0	0	600	75	0	675	0
75	0	0	0	0	450	0	450	0
CHANGE	0	0	0	600+	375-	0	225+	0
STATE POLICE 76	0	0	125	6,159	7,797	9,775	23,856	13,419
75	0	0	0	4,754	8,925	3,295	16,974	7,544
CHANGE	0	0	125+	1,405+	1,128-	6,480+	6,882+	5,875+
MUNICIPAL 76	0	0	46	1,701	14,322	4,000	20,069	5,739
75	0	0	128	9,472	14,208	5,100	28,908	6,925
CHANGE	0	0	82-	7,771-	114+	1,100-	8,839-	1,186-
KEYSER PD 76	0	0	0	1,061	12,806	2,300	16,167	3,877
75	0	0	0	6,725	13,577	5,100	25,402	6,740
CHANGE	0	0	0	5,664-	771-	2,800-	9,235-	2,863-
PIEDMONT PD 76	0	0	46	640	1,516	0	2,202	162
75	0	0	128	2,002	631	0	2,761	185
CHANGE	0	0	82-	1,362-	885+	0	559-	23-
RIDGELEY PD 76	0	0	0	0	0	1,700	1,700	1,700
75	0	0	0	745	0	0	745	0
CHANGE	0	0	0	745-	0	1,700+	955+	1,700+

MINGO CTY TOTAL 76	0	0	1,640	60,211	57,674	174,713	294,238	133,492
75	1,078	0	3,450	39,134	33,517	65,220	142,399	37,078
CHANGE	1,078-	0	1,810-	21,077+	24,157+	109,493+	151,839+	96,414+

RURAL 76	0	0	1,350	52,250	48,892	154,713	257,205	118,740
75	1,078	0	2,897	25,487	18,281	51,070	98,813	24,278
CHANGE	1,078-	0	1,547-	26,763+	30,611+	103,643+	158,392+	94,462+
SHERIFF 76	0	0	200	2,025	200	3,500	5,925	4,725
75	0	0	0	525	0	1,000	1,525	1,000
CHANGE	0	0	200+	1,500+	200+	2,500+	4,400+	3,725+
STATE POLICE 76	0	0	1,150	50,225	48,692	151,213	251,280	114,015
75	1,078	0	2,897	24,982	18,281	50,070	97,288	23,278
CHANGE	1,078-	0	1,747-	25,263+	30,411+	101,143+	153,992+	90,737+
MUNICIPAL 76	0	0	290	7,961	8,782	20,000	37,033	14,752
75	0	0	553	13,647	15,236	14,150	43,586	12,800
CHANGE	0	0	263-	5,686-	6,454-	5,850+	6,553+	1,952+
GILBERT PD 76	0	0	0	3,358	435	6,200	9,993	6,200
75	0	0	0	0	0	0	0	0
CHANGE	0	0	0	3,358+	435+	6,200+	9,993+	6,200+
WILLIAMSON PD 76	0	0	290	2,738	8,307	13,800	25,135	8,327
75	0	0	553	13,647	15,221	14,150	43,571	12,800
CHANGE	0	0	263-	10,909-	6,914-	350-	18,436-	4,473-
KERMIT PD 76	0	0	0	0	0	0	0	0
75	0	0	0	0	0	0	0	0
CHANGE	0	0	0	0	0	0	0	0
DELBARTON PD 76	0	0	0	1,865	40	0	1,905	225
75	0	0	0	0	15	0	15	0
CHANGE	0	0	0	1,865+	25+	0	1,890+	225+
MATEWAN PD 76	0	0	0	0	0	0	0	0
75	0	0	0	0	0	0	0	0
CHANGE	0	0	0	0	0	0	0	0

VALUES OF PROPERTY STOLEN AND RECOVERED
PART I OFFENSES

IDENTIFIER		MURDER	PAPE	ROBBERY	BREAKING AND LATERING	LARCENY	AUTO THEFT	TOTAL VALUE STOLEN	TOTAL VALUE RECOVERED

MONONGALIA CTY	TOTAL	76	0	26,709	155,975	219,522	323,180	725,386	140,875
	75	0	0	18,923	132,955	153,797	350,915	656,590	138,891
	CHANGE	0	0	7,786+	23,020+	65,725+	27,735-	68,796+	1,984+

RURAL	76	0	0	13,683	50,229	74,890	143,290	282,092	37,721
	75	0	0	10,953	56,749	34,857	121,150	223,709	52,250
	CHANGE	0	0	2,730+	6,520-	40,033+	22,140+	58,383+	15,470-
SHERIFF	76	0	0	0	20,581	43,922	0	64,503	1,233
	75	0	0	150	23,781	15,288	0	39,219	0
	CHANGE	0	0	150-	3,200-	23,634+	0	25,284+	1,233+
STATE POLICE	76	0	0	13,683	29,648	30,968	143,290	217,589	36,488
	75	0	0	10,803	32,968	19,564	121,150	184,490	52,250
	CHANGE	0	0	2,880+	3,320-	11,399+	22,140+	33,099+	15,762-
MUNICIPAL	76	0	0	13,026	105,746	144,632	179,890	443,294	103,154
	75	0	0	7,970	76,206	118,940	229,765	432,881	86,641
	CHANGE	0	0	5,056+	29,540+	25,692+	49,875-	10,413+	16,513+
MORGANTOWN PD	76	0	0	13,026	102,945	89,705	149,290	354,966	78,570
	75	0	0	7,970	73,178	71,139	200,765	353,052	77,660
	CHANGE	0	0	5,056+	29,767+	18,566+	51,475-	1,914+	910+
STAR CITY PD	76	0	0	0	20	499	5,000	5,519	569
	75	0	0	0	750	404	0	1,154	404
	CHANGE	0	0	0	730-	95+	5,000+	4,365+	165+
WESTOVER PD	76	0	0	0	0	0	0	0	0
	75	0	0	0	1,740	6,310	0	8,050	1,022
	CHANGE	0	0	0	1,740-	5,310-	0	8,050-	1,022-
OSAGE PD	76	0	0	0	0	0	0	0	0
	75	0	0	0	0	0	0	0	0
	CHANGE	0	0	0	0	0	0	0	0
WVU SECURITY POLICE	76	0	0	0	2,781	54,428	25,600	82,809	24,015
	75	0	0	0	538	41,087	29,000	70,625	7,555
	CHANGE	0	0	0	2,243+	13,341+	3,400-	12,184+	16,460+

MONROE CTY	TOTAL	76	0	1,550	24,769	3,942	6,985	37,246	6,697
	75	0	0	160	12,409	820	4,100	17,489	4,111
	CHANGE	0	0	1,390+	12,360+	3,122+	2,885+	19,757+	2,586+

RURAL	76	0	0	1,550	22,039	3,733	6,985	34,307	6,678
	75	0	0	160	12,409	820	4,100	17,489	4,111
	CHANGE	0	0	1,390+	9,630+	2,913+	2,885+	16,818+	2,567+
SHERIFF	76	0	0	0	5,165	1,050	0	6,215	75
	75	0	0	0	9,497	710	3,500	13,707	3,500
	CHANGE	0	0	0	4,332-	340-	3,500-	7,492-	3,425-
STATE POLICE	76	0	0	1,550	16,874	2,683	6,985	28,092	6,603
	75	0	0	160	2,912	110	600	3,782	611
	CHANGE	0	0	1,390+	13,962+	2,573+	6,385+	24,310+	5,992+
MUNICIPAL	76	0	0	0	2,730	209	0	2,939	19
	75	0	0	0	0	0	0	0	0
	CHANGE	0	0	0	2,730+	209+	0	2,939+	19+
UNION PD	76	0	0	0	0	0	0	0	0
	75	0	0	0	0	0	0	0	0
	CHANGE	0	0	0	0	0	0	0	0
PETERSTOWN PD	76	0	0	0	2,730	209	0	2,939	19
	75	0	0	0	0	0	0	0	0
	CHANGE	0	0	0	2,730+	209+	0	2,939+	19+

MORGAN CTY	TOTAL	76	0	0	24,636	12,515	2,553	39,704	7,063
	75	0	0	110	16,765	33,174	15,025	65,074	38,029
	CHANGE	0	0	110-	7,871+	20,659-	12,472-	25,370-	30,966-

RURAL	76	0	0	0	24,636	12,128	2,553	39,317	7,046
	75	0	0	110	16,292	32,783	15,025	64,210	37,694
	CHANGE	0	0	110-	8,344+	20,655-	12,472-	24,893-	30,648-
SHERIFF	76	0	0	0	15,508	8,724	400	24,632	4,415
	75	0	0	110	13,964	9,973	6,875	30,922	8,642
	CHANGE	0	0	110-	1,544+	1,249-	6,475-	6,290-	4,227-
STATE POLICE	76	0	0	0	9,128	3,404	2,153	14,685	2,631
	75	0	0	0	2,328	22,810	8,150	33,288	29,052
	CHANGE	0	0	0	6,800+	19,406-	5,997-	18,603-	26,421-
MUNICIPAL	76	0	0	0	0	387	0	387	17
	75	0	0	0	473	391	0	864	335
	CHANGE	0	0	0	473-	4-	0	477-	318-
BERKELEY SPRINGS PD	76	0	0	0	0	0	0	0	0
	75	0	0	0	0	0	0	0	0
	CHANGE	0	0	0	0	0	0	0	0
PAN-PAN PD	76	0	0	0	0	387	0	387	17
	75	0	0	0	473	391	0	864	335
	CHANGE	0	0	0	473-	4-	0	477-	318-

NICHOLAS CTY	TOTAL	76	0	600	31,115	27,012	23,300	82,027	26,395
	75	0	0	640	13,728	17,462	23,300	55,130	31,556
	CHANGE	0	0	40-	17,387+	9,550+	0	26,897+	5,161-

VALUES OF PROPERTY STOLEN AND RECOVERED
PART I OFFENSES

IDENTIFIER		MURDER	RAPE	KIDNAP	DRUG TRAFFICKING AND ENTERING	LARCENY	AUTO THEFT	TOTAL VALUE STOLEN	TOTAL VALUE RECOVERED	
RURAL	76	0	0	600	24,185	22,610	15,700	63,095	19,614	
	75	0	0	640	7,946	14,483	10,300	33,369	17,640	
CHANGE		0	0	40-	16,239+	8,127+	5,400+	29,726+	1,974+	
SHERIFF	76	0	0	0	6,156	6,563	800	13,519	1,922	
	75	0	0	0	30	970	0	1,000	1,000	
CHANGE		0	0	0	6,126+	5,593+	800+	12,519+	922+	
STATE POLICE	76	0	0	600	18,029	16,047	14,900	49,576	17,692	
	75	0	0	640	7,916	13,513	10,300	32,369	16,640	
CHANGE		0	0	40-	10,113+	2,534+	4,600+	17,207+	1,052+	
MUNICIPAL	76	0	0	0	6,930	4,402	7,600	18,932	6,781	
	75	0	0	0	5,782	2,979	13,000	21,761	13,916	
CHANGE		0	0	0	1,148+	1,423+	5,400-	2,829-	7,135-	
RICHWOOD PD	76	0	0	0	3,036	1,213	4,700	8,949	4,267	
	75	0	0	0	3,932	714	4,700	9,346	5,161	
CHANGE		0	0	0	896-	499+	0	397-	894-	
SUMMERSVILLE PD	76	0	0	0	3,894	3,189	2,900	9,983	2,514	
	75	0	0	0	1,850	2,265	8,300	12,415	8,755	
CHANGE		0	0	0	2,044+	924+	5,400-	2,432-	6,241-	

OHIO CTY	TOTAL	76	0	35	15,017	276,566	308,447	407,400	1,007,465	321,679
	75	0	0	7,251	215,570	212,915	273,582	709,318	216,967	
CHANGE		0	35+	7,766+	60,996+	95,532+	133,818+	298,147+	104,712+	

RURAL	76	0	0	737	169,277	71,252	110,775	352,041	74,229	
	75	0	0	357	93,591	45,832	100,675	240,455	75,250	
CHANGE		0	0	380+	75,686+	25,420+	10,100+	111,586+	1,021-	
SHERIFF	76	0	0	375	35,746	36,457	48,775	121,353	125	
	75	0	0	85	76,086	39,836	4,425	120,432	2,975	
CHANGE		0	0	290+	40,340-	3,379-	44,350+	921+	2,850-	
STATE POLICE	76	0	0	362	133,531	34,795	62,000	230,688	74,104	
	75	0	0	272	17,505	5,996	96,250	120,023	72,275	
CHANGE		0	0	90+	116,026+	28,799+	34,250-	110,665+	1,829+	
MUNICIPAL	76	0	35	14,280	107,289	237,195	296,625	655,424	247,450	
	75	0	0	6,894	121,979	167,083	172,907	468,863	141,717	
CHANGE		0	35+	7,386+	14,690-	70,112+	123,718+	186,561+	105,733+	
WHEELING PD	76	0	35	14,280	102,830	233,859	295,735	646,739	247,030	
	75	0	0	6,894	121,579	166,093	172,907	467,473	141,717	
CHANGE		0	35+	7,386+	18,749-	67,766+	122,828+	179,266+	105,313+	
TRIADAPLPHIA PD	76	0	0	0	0	0	0	0	0	
	75	0	0	0	0	0	0	0	0	
CHANGE		0	0	0	0	0	0	0	0	
BETHLEHEM PD	76	0	0	0	4,459	3,336	395	8,190	420	
	75	0	0	0	400	990	0	1,390	0	
CHANGE		0	0	0	4,059+	2,346+	395+	6,800+	420+	
WEST LIBERTY PD	76	0	0	0	0	0	495	495	0	
	75	0	0	0	0	0	0	0	0	
CHANGE		0	0	0	0	0	495+	495+	0	

PENDLETON CTY	TOTAL	76	0	100	8,424	6,431	2,000	16,955	3,484	
	75	0	0	0	14,805	2,857	0	17,662	473	
CHANGE		0	0	100+	6,381-	3,574+	2,000+	707-	3,011+	

RURAL	76	0	0	0	5,548	6,274	0	11,822	1,484	
	75	0	0	0	11,229	2,857	0	14,086	473	
CHANGE		0	0	0	5,681-	3,417+	0	2,264-	1,011+	
SHERIFF	76	0	0	0	0	0	0	0	0	
	75	0	0	0	0	0	0	0	0	
CHANGE		0	0	0	0	0	0	0	0	
STATE POLICE	76	0	0	0	5,548	6,274	0	11,822	1,484	
	75	0	0	0	11,229	2,857	0	14,086	473	
CHANGE		0	0	0	5,681-	3,417+	0	2,264-	1,011+	
MUNICIPAL	76	0	0	100	2,876	157	2,000	5,133	2,000	
	75	0	0	0	3,576	0	0	3,576	0	
CHANGE		0	0	100+	700-	157+	2,000+	1,557+	2,000+	
FRANKLIN PD	76	0	0	100	2,876	157	2,000	5,133	2,000	
	75	0	0	0	3,576	0	0	3,576	0	
CHANGE		0	0	100+	700-	157+	2,000+	1,557+	2,000+	

PLEASANTS CTY	TOTAL	76	0	0	3,747	6,071	3,800	13,618	5,857	
	75	0	0	0	22,507	6,079	1,100	29,686	6,358	
CHANGE		0	0	0	18,760-	8-	2,700+	16,068-	501-	

RURAL	76	0	0	0	3,202	1,974	3,800	8,976	5,523	
	75	0	0	0	20,507	4,175	1,100	25,782	5,285	
CHANGE		0	0	0	17,305-	2,201-	2,700+	16,806-	238+	
SHERIFF	76	0	0	0	1,273	0	2,000	3,273	2,000	
	75	0	0	0	620	0	1,100	1,720	1,185	
CHANGE		0	0	0	653+	0	900+	1,553+	815+	
STATE POLICE	76	0	0	0	1,929	1,974	1,800	5,703	3,523	
	75	0	0	0	19,887	4,175	0	24,062	4,100	
CHANGE		0	0	0	17,958-	2,201-	1,800+	18,359-	577-	
MUNICIPAL	76	0	0	0	545	4,097	0	4,642	334	
	75	0	0	0	2,000	1,904	0	3,904	1,073	
CHANGE		0	0	0	1,455-	2,193+	0	738+	739-	

VALUES OF PROPERTY STOLEN AND RECOVERED
PART I OFFENSES

IDENTIFIER		MURDER	RAPE	ROBBERY	BREAKING AND ENTERING	LARCENY	AUTO THEFT	TOTAL VALUE STOLEN	TOTAL VALUE RECOVERED	
ST MARYS PD	76	0	0	C	545	4,097	0	4,642	334	
CHANGE	75	0	0	0	2,000	1,904	0	3,904	1,073	
					1,455-	2,193+	0	738+	739-	

POCAHONTAS CTY	TOTAL	76	0	0	20,836	5,203	4,300	30,339	6,631	
CHANGE	75	0	0	0	14,631	2,885	1,450	18,966	2,513	
					6,205+	2,318+	2,850+	11,373+	4,118+	

RURAL	76	0	0	0	18,721	5,203	3,000	26,924	5,331	
CHANGE	75	0	0	0	8,036	955	300	9,291	1,197	
					10,685+	4,248+	2,700+	17,633+	4,134+	
SHERIFF	76	0	0	0	9,354	0	0	9,354	545	
CHANGE	75	0	0	0	2,014	0	0	2,014	1,122	
					7,340+	0	0	7,340+	577-	
STATE POLICE	76	0	0	C	9,367	5,203	3,000	17,570	4,786	
CHANGE	75	0	0	0	6,022	955	300	7,277	75	
					3,345+	4,248+	2,700+	10,293+	4,711+	
MUNICIPAL	76	0	0	0	2,115	0	1,300	3,415	1,300	
CHANGE	75	0	0	0	6,595	1,930	1,150	9,675	1,316	
					4,480-	1,930-	150+	6,260-	16-	
MARLINTON PD	76	0	0	0	2,115	0	1,300	3,415	1,300	
CHANGE	75	0	0	0	6,595	1,930	1,150	9,675	1,316	
					4,480-	1,930-	150+	6,260-	16-	

PRESTON CTY	TOTAL	76	0	25	39,879	17,986	15,675	73,565	20,919	
CHANGE	75	0	0	10	24,085	36,941	99,850	160,886	102,330	
				15+	15,794+	18,955-	84,175-	87,321-	81,411-	

RURAL	76	0	0	0	33,768	15,328	13,675	62,771	18,468	
CHANGE	75	0	0	10	22,799	36,068	99,850	158,727	101,142	
				10-	10,969+	20,740-	86,175-	95,956-	82,674-	
SHERIFF	76	0	0	0	22,595	12,843	13,175	48,613	17,996	
CHANGE	75	0	0	10	15,621	24,848	98,900	139,379	92,142	
				10-	6,974+	12,005-	85,725-	90,766-	74,146-	
STATE POLICE	76	0	0	0	11,173	2,485	500	14,158	472	
CHANGE	75	0	0	0	7,178	11,220	950	19,348	9,000	
					3,995+	8,735-	450-	5,190-	8,528-	
MUNICIPAL	76	0	0	25	6,111	2,658	2,000	10,794	2,451	
CHANGE	75	0	0	25+	1,286	873	0	2,159	1,188	
					4,825+	1,785+	2,000+	8,635+	1,263+	
KINGWOOD PD	76	0	0	25	4,336	1,412	0	5,773	50	
CHANGE	75	0	0	0	120	315	0	435	55	
				25+	4,216+	1,097+	0	5,338+	5-	
TERRA ALTA PU	76	0	0	0	1,140	908	2,000	4,048	2,362	
CHANGE	75	0	0	0	5	381	0	386	33	
					1,135+	527+	2,000+	3,662+	2,329+	
ROWLESBURG PD	76	0	0	0	20	255	0	275	0	
CHANGE	75	0	0	0	0	255+	0	275+	0	
					20+	0	0	0	0	
MASONTOWN PD	76	0	0	0	611	35	0	646	35	
CHANGE	75	0	0	0	1,120	0	0	1,120	1,100	
					509-	35+	0	474-	1,065-	
NEWBURG PD	76	0	0	0	0	0	0	0	0	
CHANGE	75	0	0	0	0	0	0	0	0	
					0	0	0	0	0	
TUNNELTON PD	76	0	0	0	4	48	0	52	4	
CHANGE	75	0	0	0	41	177	0	218	0	
					37-	129-	0	166-	4+	

PUTNAM CTY	TOTAL	76	0	0	2,687	86,009	52,178	39,595	180,469	42,906
CHANGE	75	0	0	250	164,953	69,263	21,700	256,166	41,088	
					2,437+	78,944-	17,895+	75,697-	1,818+	

RURAL	76	0	0	2,687	86,009	52,178	39,595	180,469	42,906	
CHANGE	75	0	0	250	164,953	69,263	21,700	256,166	41,088	
					2,437+	78,944-	17,895+	75,697-	1,818+	
SHERIFF	76	0	0	0	25,365	19,726	20,700	65,791	24,215	
CHANGE	75	0	0	0	25,583	15,257	15,400	56,240	17,740	
					218-	4,469+	5,300+	9,551+	6,475+	
STATE POLICE	76	0	0	2,687	60,644	32,452	18,895	114,678	18,691	
CHANGE	75	0	0	250	134,370	56,006	6,300	199,926	23,348	
					2,437+	78,726-	21,554-	12,595+	85,248-	
MUNICIPAL	76	0	0	0	5,278	5,473	2,100	12,851	1,112	
CHANGE	75	0	0	0	4,651	2,110	12,000	18,761	11,713	
					627+	3,363+	9,900-	5,910-	10,601-	
HURRICANE PD	76	0	0	0	5,278	5,373	2,100	12,751	1,112	
CHANGE	75	0	0	0	4,651	2,110	12,000	18,761	11,713	
					627+	3,263+	9,900-	6,010-	10,601-	
ELEANOR PD	76	0	0	0	0	100	0	100	0	
CHANGE	75	0	0	0	0	0	0	0	0	
					0	100+	0	100+	0	

RALEIGH CTY	TOTAL	76	4,222	0	7,156	61,001	147,905	347,237	148,232	
CHANGE	75	5,111	889-	0	62,160	158,485	75,562	416,618	138,533	
					55,004-	97,484-	72,343+	69,381-	9,699+	

VALUES OF PROPERTY STOLEN AND RECOVERED
PART I OFFENSES

IDENTIFIER		MURDER	RAPE	KIDNAPING	BREAKING AND ENTERING	LARCENY	AUTO THEFT	TOTAL VALUE STOLEN	TOTAL VALUE RECOVERED	
RURAL	76	4,222	0	3,482	41,160	58,379	36,064	143,307	30,013	
CHANGE	75	0	0	24,000	50,822	29,357	41,850	146,029	45,124	
		4,222+	0	20,518-	9,662-	29,022+	5,786-	2,722-	15,111-	
SHERIFF	76	4,215	0	2,935	7,148	10,055	10,600	34,953	18,031	
CHANGE	75	0	0	22,900	9,060	5,755	10,000	47,715	8,407	
		4,215+	0	19,965-	1,912-	4,300+	600+	12,762-	9,624+	
STATE POLICE	76	7	0	547	34,012	48,324	25,464	108,354	11,982	
CHANGE	75	0	0	1,100	41,762	23,602	31,850	98,314	36,717	
		7+	0	553-	7,750-	24,722+	6,386-	10,040+	24,735-	
MUNICIPAL	76	0	0	3,674	19,841	89,526	90,889	203,930	118,219	
CHANGE	75	5,111	0	38,160	107,663	46,205	73,450	270,589	93,409	
		5,111-	0	34,486-	87,822-	43,321+	17,439+	66,659-	24,810+	
BECKLEY PD	76	0	0	3,674	18,293	89,126	90,889	201,982	117,869	
CHANGE	75	5,111	0	38,160	107,368	46,027	73,450	270,116	93,091	
		5,111-	0	34,486-	89,075-	43,099+	17,439+	68,134-	24,778+	
MABSCOTT PD	76	0	0	0	600	0	0	600	0	
CHANGE	75	0	0	0	0	98	0	98	98	
		0	0	0	600+	98-	0	502+	98-	
SOPHIA PD	76	0	0	0	356	250	0	606	350	
CHANGE	75	0	0	0	295	80	0	375	220	
		0	0	0	61+	170+	0	231+	130+	
RHODELL PD	76	0	0	0	592	150	0	742	0	
CHANGE	75	0	0	0	0	0	0	0	0	
		0	0	0	592+	150+	0	742+	0	

RANDOLPH CTY	TOTAL	76	0	0	695	25,229	46,277	21,795	93,996	33,505
CHANGE	75	0	0	51	33,489	65,799	27,650	126,989	31,663	
		0	0	644+	8,260-	17,522-	5,855-	32,993-	1,842+	

RURAL	76	0	0	320	16,881	30,270	13,895	61,366	20,866	
CHANGE	75	0	0	51	27,274	49,281	15,250	91,856	14,743	
		0	0	269+	10,393-	19,011-	1,355-	30,490-	6,123+	
SHERIFF	76	0	0	0	4,561	7,512	5,070	17,143	5,528	
CHANGE	75	0	0	31	456	1,925	1,950	4,362	2,056	
		0	0	31-	4,105+	5,587+	3,120+	12,781+	3,472+	
STATE POLICE	76	0	0	320	12,320	22,758	8,825	44,223	15,338	
CHANGE	75	0	0	20	26,818	47,356	13,300	87,494	12,687	
		0	0	300+	14,498-	24,598-	4,475-	43,271-	2,691+	
MUNICIPAL	76	0	0	375	8,348	16,007	7,900	32,630	12,639	
CHANGE	75	0	0	0	6,215	16,518	12,400	35,133	16,920	
		0	0	375+	2,133+	511-	4,500-	2,503-	4,281-	
ELKINS PD	76	0	0	375	8,348	16,007	7,900	32,630	12,639	
CHANGE	75	0	0	0	6,215	16,518	12,400	35,133	16,920	
		0	0	375+	2,133+	511-	4,500-	2,503-	4,281-	
MILL CREEK PD	76	0	0	0	0	0	0	0	0	
CHANGE	75	0	0	0	0	0	0	0	0	
		0	0	0	0	0	0	0	0	

RITCHIE CTY	TOTAL	76	0	0	149	5,544	3,655	1,500	10,848	2,378
CHANGE	75	0	0	200	9,037	7,972	2,000	19,209	2,022	
		0	0	51-	3,493-	4,317-	500-	8,361-	356+	

RURAL	76	0	0	149	4,644	3,080	1,500	9,373	1,978	
CHANGE	75	0	0	200	9,014	7,972	2,000	19,184	2,022	
		0	0	51-	4,370-	4,892-	500-	9,813-	44-	
SHERIFF	76	0	0	0	448	930	0	1,378	0	
CHANGE	75	0	0	0	0	0	0	0	0	
		0	0	0	448+	930+	0	1,378+	0	
STATE POLICE	76	0	0	149	4,196	2,150	1,500	7,995	1,978	
CHANGE	75	0	0	200	9,014	7,972	2,000	19,184	2,022	
		0	0	51-	4,818-	5,822-	500-	11,191-	44-	
MUNICIPAL	76	0	0	0	900	575	0	1,475	400	
CHANGE	75	0	0	0	23	0	0	23	0	
		0	0	0	877+	575+	0	1,452+	400+	
PENNSBORO PD	76	0	0	0	900	175	0	1,075	0	
CHANGE	75	0	0	0	23	0	0	23	0	
		0	0	0	877+	175+	0	1,052+	0	
CAIRO PD	76	0	0	0	0	400	0	400	400	
CHANGE	75	0	0	0	0	0	0	0	0	
		0	0	0	0	400+	0	400+	400+	

ROANE CTY	TOTAL	76	0	0	17,300	18,969	8,750	45,019	9,383	
CHANGE	75	1,048	0	60	12,426	9,269	9,195	31,998	11,074	
		1,048-	0	60-	4,874+	9,700+	445-	13,021+	1,691-	

RURAL	76	0	0	0	16,797	18,709	8,750	44,256	9,128	
CHANGE	75	1,048	0	0	11,151	9,218	6,195	27,612	7,448	
		1,048-	0	0	5,646+	9,491+	2,555+	16,644+	1,680+	
SHERIFF	76	0	0	0	150	405	6,300	6,855	6,450	
CHANGE	75	0	0	0	210	150	500	860	503	
		0	0	0	60-	255+	5,800+	5,995+	5,947+	
STATE POLICE	76	0	0	0	16,647	18,304	2,450	37,401	2,678	
CHANGE	75	1,048	0	0	10,941	9,068	5,695	26,752	6,945	
		1,048-	0	0	5,706+	9,236+	3,245-	10,649+	4,267-	

VALUES OF PROPERTY STOLEN AND RECOVERED
PART I OFFENSES

IDENTIFIER		MURDER	RAPE	ROBBERY	BREAKING AND ENTERING	LARCENY	AUTO THEFT	TOTAL VALUE STOLEN	TOTAL VALUE RECOVERED
MUNICIPAL	76	0	0	0	503	260	0	763	255
CHANGE	75	0	0	60	1,275	51	3,000	4,386	3,626
SPENCER PD	76	0	0	0	503	260	0	763	255
CHANGE	75	0	0	60	1,275	51	3,000	4,386	3,626
*****	*****	*****	*****	*****	*****	*****	*****	*****	*****
SUMMERS CTY	TOTAL	0	0	177	39,623	6,903	2,275	48,978	4,714
CHANGE	75	0	0	140	292	1,338	400	2,170	871
*****	*****	*****	*****	*****	*****	*****	*****	*****	*****
RURAL	76	0	0	97	39,425	6,671	1,875	46,068	3,464
CHANGE	75	0	0	140	292	1,239	0	1,671	372
SHERIFF	76	0	0	0	8,200	50	0	8,250	160
CHANGE	75	0	0	0	0	0	0	0	0
STATE POLICE	76	0	0	97	31,225	4,621	1,875	37,818	3,304
CHANGE	75	0	0	140	292	1,239	0	1,671	372
MUNICIPAL	76	0	0	80	198	2,232	400	2,910	1,250
CHANGE	75	0	0	80+	198+	2,133+	400	2,411+	499
HINTON PD	76	0	0	80	198	2,232	400	2,910	1,250
CHANGE	75	0	0	80+	198+	2,133+	400	2,411+	499
*****	*****	*****	*****	*****	*****	*****	*****	*****	*****
TAYLOR CTY	TOTAL	0	0	1,565	10,864	17,679	26,800	56,908	22,516
CHANGE	75	0	0	22,847	12,649	13,649	16,260	65,425	17,259
*****	*****	*****	*****	*****	*****	*****	*****	*****	*****
RURAL	76	0	0	1,565	10,267	3,605	18,200	33,637	13,012
CHANGE	75	0	0	22,847	9,953	4,067	12,260	49,127	15,318
SHERIFF	76	0	0	140	7,585	2,027	3,000	12,752	1,575
CHANGE	75	0	0	140+	8,046	3,617	3,200	14,863	5,899
STATE POLICE	76	0	0	1,425	2,682	1,578	15,200	20,885	11,437
CHANGE	75	0	0	22,847	1,907	450	9,060	34,264	9,419
MUNICIPAL	76	0	0	0	597	14,074	8,600	23,271	9,504
CHANGE	75	0	0	0	2,716	9,582	4,000	16,298	1,941
GRAFTON PD	76	0	0	0	597	13,769	8,600	22,966	9,199
CHANGE	75	0	0	0	2,716	9,582	4,000	16,298	1,941
FLEMINGTON PD	76	0	0	0	0	305	0	305	305
CHANGE	75	0	0	0	0	0	0	0	0
*****	*****	*****	*****	*****	*****	*****	*****	*****	*****
TUCKER CTY	TOTAL	0	0	0	13,414	23,880	0	37,294	2,242
CHANGE	75	0	0	6	3,897	7,380	0	11,283	1,197
*****	*****	*****	*****	*****	*****	*****	*****	*****	*****
RURAL	76	0	0	0	11,229	21,865	0	33,094	1,893
CHANGE	75	0	0	6	3,354	6,924	0	10,284	906
SHERIFF	76	0	0	0	0	0	0	0	0
CHANGE	75	0	0	0	0	0	0	0	0
STATE POLICE	76	0	0	0	11,229	21,865	0	33,094	1,893
CHANGE	75	0	0	6	3,354	6,924	0	10,284	906
MUNICIPAL	76	0	0	0	2,185	2,015	0	4,200	349
CHANGE	75	0	0	0	543	456	0	999	291
PARSONS PD	76	0	0	0	1,681	743	0	2,424	43
CHANGE	75	0	0	0	390	22	0	412	22
THOMAS PD	76	0	0	0	504	1,272	0	1,776	306
CHANGE	75	0	0	0	153	434	0	587	269
*****	*****	*****	*****	*****	*****	*****	*****	*****	*****
TYLER CTY	TOTAL	0	0	509	14,305	3,627	2,045	20,486	9,362
CHANGE	75	0	0	0	8,530	4,865	7,900	21,295	11,433
*****	*****	*****	*****	*****	*****	*****	*****	*****	*****
RURAL	76	0	0	11	10,503	1,318	1,695	13,527	8,331
CHANGE	75	0	0	11+	6,871	4,168	4,800	15,839	7,381
SHERIFF	76	0	0	0	887	0	0	887	0
CHANGE	75	0	0	0	1,776	0	0	1,776	1,776
*****	*****	*****	*****	*****	*****	*****	*****	*****	*****

VALUES OF PROPERTY STOLEN AND RECOVERED
PART I OFFENSES

IDENTIFIER	MURDER	FAPE	ROBBERY	BREAKING AND ENTERING	LARCENY	AUTO THEFT	TOTAL VALUE STOLEN	TOTAL VALUE RECOVERED
STATE POLICE 76	0	0	11	9,616	1,318	1,695	12,640	8,331
CHANGE 75	0	0	0	5,095	4,168	4,800	14,063	5,605
MUNICIPAL 76	0	0	498	3,802	2,309	350	6,959	1,031
CHANGE 75	0	0	0	1,659	697	3,100	5,456	4,052
PADEN CITY PD	0	0	498+	2,143+	1,612+	2,750-	1,503+	3,021-
CHANGE 76	0	0	0	0	0	0	0	0
CHANGE 75	0	0	0	0	0	0	0	0
SISTERSVILLE PD	0	0	496	3,727	359	0	4,584	406
CHANGE 76	0	0	0	0	0	0	0	0
CHANGE 75	0	0	498+	3,727+	359+	0	4,584+	406+
MIDDLEBOURNE PD	0	0	0	75	1,900	350	2,325	575
CHANGE 76	0	0	0	0	0	0	0	0
CHANGE 75	0	0	0	1,359	697	3,100	5,156	3,752
MIDDLEBOURNE PD	0	0	0	1,284-	1,203+	2,750-	2,831-	3,177-
CHANGE 76	0	0	0	0	50	0	50	50
CHANGE 75	0	0	0	300	0	0	300	300
CHANGE	0	0	0	300-	50+	0	250-	250-

UPSHUR CTY TOTAL 76	0	0	160	31,175	44,042	59,159	134,536	59,538
CHANGE 75	0	0	2,360	22,763	17,528	11,175	53,826	13,291
CHANGE	0	0	2,200-	8,412+	26,514+	47,984+	80,710+	46,247+

KUPAL 76	0	0	135	24,411	25,510	42,359	92,415	42,849
CHANGE 75	0	0	600	16,747	16,532	9,100	42,979	11,066
CHANGE	0	0	465-	7,664+	8,978+	33,259+	49,436+	31,703+
SHERIFF 76	0	0	135	15,022	6,899	11,200	33,256	14,435
CHANGE 75	0	0	0	1,765	6,333	0	8,098	610
CHANGE	0	0	135+	13,257+	566+	11,200+	25,158+	13,825+
STATE POLICE 76	0	0	0	9,389	19,611	31,159	59,159	28,414
CHANGE 75	0	0	600	14,982	10,199	9,100	34,881	10,456
CHANGE	0	0	600-	5,593-	8,412+	22,059+	24,278+	17,958+
MUNICIPAL 76	0	0	25	6,764	18,532	16,800	42,121	16,689
CHANGE 75	0	0	1,760	6,016	996	2,075	10,847	2,225
CHANGE	0	0	1,735-	748+	17,536+	14,725+	31,274+	14,464+
BUCKHANNON PD	0	0	25	6,764	18,532	16,800	42,121	16,689
CHANGE 76	0	0	0	0	0	0	0	0
CHANGE 75	0	0	1,760	6,016	996	2,075	10,847	2,225
CHANGE	0	0	1,735-	748+	17,536+	14,725+	31,274+	14,464+

WAYNE CTY TOTAL 76	0	0	1,067	88,323	64,415	73,644	227,449	59,781
CHANGE 75	0	0	4,867	79,839	49,859	64,060	198,625	83,928
CHANGE	0	0	3,800-	8,484+	14,556+	9,584+	28,824+	24,147+

RURAL 76	0	0	1,064	76,608	38,998	55,044	171,714	30,202
CHANGE 75	0	0	4,117	65,330	30,935	43,845	144,427	21,125
CHANGE	0	0	3,053-	11,078+	8,063+	11,199+	27,287+	9,077+
SHERIFF 76	0	0	112	33,760	8,655	18,000	60,527	11,920
CHANGE 75	0	0	112	20,325	4,701	3,600	28,738	1,161
CHANGE	0	0	0	13,435+	3,954+	14,400+	31,789+	10,759+
STATE POLICE 76	0	0	952	42,848	30,343	37,044	111,187	18,282
CHANGE 75	0	0	4,005	45,205	25,234	40,245	115,689	19,944
CHANGE	0	0	3,053-	2,357-	4,109+	3,201-	4,502-	1,682-
MUNICIPAL 76	0	0	3	11,715	25,417	18,600	55,735	29,579
CHANGE 75	0	0	750	14,309	18,924	20,215	54,198	62,803
CHANGE	0	0	747-	2,594-	6,493+	1,615-	1,537+	33,224-
CEREDD PD	0	0	3	3,659	1,361	2,000	7,023	4,041
CHANGE 76	0	0	0	2,028	990	150	3,168	1,100
CHANGE 75	0	0	3+	1,631+	371+	1,850+	3,855+	2,941+
KENDVA PD	0	0	0	8,056	23,906	16,600	48,562	25,388
CHANGE 76	0	0	750	10,049	17,754	19,665	48,218	60,273
CHANGE 75	0	0	750-	1,993-	6,152+	3,065-	344+	34,885-
WAYNE PD	0	0	0	0	0	0	0	0
CHANGE 76	0	0	0	0	0	0	0	0
CHANGE 75	0	0	0	0	0	0	0	0
FORT GAY PD	0	0	0	0	150	0	150	150
CHANGE 76	0	0	0	2,232	180	400	2,812	1,430
CHANGE 75	0	0	0	2,232-	30-	400-	2,662-	1,280-

WEBSTER CTY TOTAL 76	0	0	20	17,309	23,298	8,500	49,127	11,183
CHANGE 75	0	0	0	25,756	13,082	10,450	49,288	10,900
CHANGE	0	0	20+	8,447-	10,216+	1,950-	161-	283+

RURAL 76	0	0	20	16,709	23,295	7,600	47,624	10,280
CHANGE 75	0	0	0	25,756	13,082	10,450	49,288	10,900
CHANGE	0	0	20+	9,047-	10,213+	2,850-	1,664-	620-
SHERIFF 76	0	0	0	0	0	0	0	0
CHANGE 75	0	0	0	500	4,099	1,500	6,099	2,025
CHANGE	0	0	0	500-	4,099-	1,500-	6,099-	2,025-
STATE POLICE 76	0	0	20	16,709	23,295	7,600	47,624	10,280
CHANGE 75	0	0	0	25,256	8,983	8,950	43,189	8,875
CHANGE	0	0	20+	8,547-	14,312+	1,350-	4,435+	1,405+
MUNICIPAL 76	0	0	0	600	3	900	1,503	903
CHANGE 75	0	0	0	0	0	0	0	0
CHANGE	0	0	0	600+	3+	900+	1,503+	903+
WEBSTER SPRINGS PD	0	0	0	0	0	0	0	0
CHANGE 76	0	0	0	0	0	0	0	0
CHANGE 75	0	0	0	0	0	0	0	0
CHANGE	0	0	0	0	0	0	0	0

VALUES OF PROPERTY STOLEN AND RECOVERED
PART I OFFENSES

IDENTIFIER		MURDER	RAPE	ROBBERY	BREAKING AND ENTERING	LARCENY	AUTO THEFT	TOTAL VALUE STOLEN	TOTAL VALUE RECOVERED	
CUMEN PD	76	0	0	0	600	3	900	1,503	903	
	75	0	0	0	0	0	0	0	0	
CHANGE		0	0	0	600+	3+	900+	1,503+	903+	

WETZEL CTY	TOTAL	76	0	0	2,850	48,651	17,595	13,150	75,252	10,495
	75	0	0	2,850	20,421	17,485	19,700	64,612	20,934	
CHANGE		0	0	4,150-	28,230+	8,890-	6,550-	10,640+	10,439-	

	RURAL	76	0	0	5	8,914	4,188	2,850	15,957	3,686
	75	0	0	0	11,514	7,750	13,700	32,964	12,605	
CHANGE		0	0	5+	2,600-	3,562-	10,850-	17,007-	8,919-	
	SHERIFF	76	0	0	0	4,890	1,828	2,850	9,568	3,632
	75	0	0	0	7,959	3,197	5,400	16,556	4,900	
CHANGE		0	0	0	3,069-	1,369-	2,550-	6,988-	1,268-	
	STATE POLICE	76	0	0	5	4,024	2,360	0	6,389	54
	75	0	0	0	3,555	4,553	8,300	16,408	7,705	
CHANGE		0	0	5+	469+	2,193-	8,300-	10,019-	7,651-	
	MUNICIPAL	76	0	0	2,851	39,737	6,407	10,300	59,295	6,809
	75	0	0	0	7,006	8,907	9,735	6,000	31,648	8,329
CHANGE		0	0	0	4,155-	30,830+	3,328-	4,300+	27,647+	1,520-
	HUNDRED PD	76	0	0	0	0	0	0	0	0
	75	0	0	0	0	0	0	0	0	
CHANGE		0	0	0	0	0	0	0	0	
	NEW MARTINSVILLE PD	76	0	0	2,851	39,537	6,407	10,300	59,095	6,659
	75	0	0	0	7,006	8,432	9,735	6,000	31,173	8,329
CHANGE		0	0	0	4,155-	31,105+	3,328-	4,300+	27,922+	1,670-
	PINE GROVE PD	76	0	0	0	200	0	0	200	150
	75	0	0	0	475	0	0	475	0	
CHANGE		0	0	0	275-	0	0	275-	150+	
	SMITHFIELD PD	76	0	0	0	0	0	0	0	0
	75	0	0	0	0	0	0	0	0	
CHANGE		0	0	0	0	0	0	0	0	

WIRT CTY	TOTAL	76	0	0	4,722	3,904	0	8,626	4,585	
	75	0	0	0	7,953	1,079	1,700	10,732	2,040	
CHANGE		0	0	0	3,231-	2,825+	1,700-	2,106-	2,545+	

	RURAL	76	0	0	0	4,722	3,904	0	8,626	4,585
	75	0	0	0	7,953	1,079	1,700	10,732	2,040	
CHANGE		0	0	0	3,231-	2,825+	1,700-	2,106-	2,545+	
	SHERIFF	76	0	0	0	0	0	0	0	
	75	0	0	0	0	0	0	0	0	
CHANGE		0	0	0	0	0	0	0	0	
	STATE POLICE	76	0	0	0	4,722	3,904	0	8,626	4,585
	75	0	0	0	7,953	1,079	1,700	10,732	2,040	
CHANGE		0	0	0	3,231-	2,825+	1,700-	2,106-	2,545+	
	MUNICIPAL	76	0	0	0	0	0	0	0	
	75	0	0	0	0	0	0	0	0	
CHANGE		0	0	0	0	0	0	0	0	
	ELIZABETH PD	76	0	0	0	0	0	0	0	
	75	0	0	0	0	0	0	0	0	
CHANGE		0	0	0	0	0	0	0	0	

WOOD CTY	TOTAL	76	0	0	9,381	159,144	308,431	353,570	830,526	349,167
	75	0	0	25,981	198,474	267,145	279,503	771,103	352,017	
CHANGE		0	0	16,600-	39,330-	41,286+	74,067+	59,423+	2,850-	

	RURAL	76	0	0	1,406	35,968	66,222	59,720	163,316	48,041
	75	0	0	1,602	77,053	52,636	52,140	183,431	83,090	
CHANGE		0	0	196-	41,085-	13,586+	7,580+	20,115-	35,049-	
	SHERIFF	76	0	0	312	13,325	37,306	32,380	83,323	32,331
	75	0	0	0	30,304	22,729	16,845	69,878	50,560	
CHANGE		0	0	312+	16,979-	14,577+	15,535+	13,445+	18,229-	
	STATE POLICE	76	0	0	1,094	22,643	28,916	27,340	79,993	15,710
	75	0	0	1,602	46,749	29,907	35,295	113,553	32,530	
CHANGE		0	0	508-	24,106-	991-	7,955-	33,560-	16,820-	
	MUNICIPAL	76	0	0	7,975	123,176	242,209	293,850	667,210	301,126
	75	0	0	24,379	121,421	214,509	227,363	587,672	268,927	
CHANGE		0	0	16,404-	1,755+	27,700+	66,487+	79,538+	32,199+	
	PARKERSBURG PD	76	0	0	7,925	111,090	174,086	263,900	557,001	271,160
	75	0	0	24,131	114,928	159,615	213,413	512,087	228,490	
CHANGE		0	0	16,206-	3,838-	14,471+	50,487+	44,914+	42,670+	
	VIENNA PD	76	0	0	50	7,042	66,630	29,950	103,672	28,971
	75	0	0	140	6,480	52,623	13,350	72,793	39,625	
CHANGE		0	0	90-	562+	14,007+	16,400+	30,879+	10,654-	
	WILLIAMSTOWN PD	76	0	0	5,044	1,493	0	6,537	995	
	75	0	0	108	13	2,271	400	2,792	812	
CHANGE		0	0	108-	5,031+	778-	400-	3,745+	183+	

WYOMING CTY	TOTAL	76	0	0	26,021	27,220	37,700	90,941	22,328	
	75	0	0	0	173,686	13,345	19,800	206,831	37,949	
CHANGE		0	0	0	147,665-	13,875+	17,900+	115,890-	15,621-	

VALUES OF PROPERTY STOLEN AND RECOVERED
PART I OFFENSES

IDENTIFIER		MURDER	RAPE	ROBBERY	BREAKING AND ENTERING	LARCENY	AUTO THEFT	TOTAL VALUE STOLEN	TOTAL VALUE RECOVERED
KUKAL	76	0	0	0	17,685	22,193	37,700	77,578	18,700
	75	0	0	0	169,767	11,305	17,800	198,872	35,770
CHANGE		0	0	0	152,082-	10,888+	19,900+	121,294-	17,070-
SHERIFF	76	0	0	0	0	10	0	10	0
	75	0	0	0	6,905	1,500	0	8,405	2,755
CHANGE		0	0	0	6,905-	1,490-	0	8,395-	2,755-
STATE POLICE	76	0	0	0	17,685	22,183	37,700	77,568	18,700
	75	0	0	0	162,862	9,805	17,800	190,467	33,015
CHANGE		0	0	0	145,177-	12,378+	19,900+	112,899-	14,315-
MUNICIPAL	76	0	0	0	8,336	5,027	0	13,363	3,628
	75	0	0	0	3,919	2,040	2,000	7,959	2,179
CHANGE		0	0	0	4,417+	2,987+	2,000-	5,404+	1,449+
MULLENS PD	76	0	0	0	4,619	0	0	4,619	0
	75	0	0	0	150	80	2,000	2,230	0
CHANGE		0	0	0	4,469+	80-	2,000-	2,389+	0
PINEVILLE PD	76	0	0	0	195	2,000	0	2,195	2,150
	75	0	0	0	0	0	0	0	0
CHANGE		0	0	0	195+	2,000+	0	2,195+	2,150+
UCEANA PD	76	0	0	0	3,522	3,027	0	6,549	1,478
	75	0	0	0	3,769	1,960	0	5,729	2,179
CHANGE		0	0	0	247-	1,067+	0	820+	701-

PART I ARRESTS BY CHARGE AND AGENCY TYPE

The report in this section details the number of persons arrested for Part I Offenses for the reporting periods of 1975 and 1976. Definitions for each Part I Offenses may be found in this book in the Table of Contents under the category entitled "Classification of Offenses."

PART I ARRESTS BY CHARGE AND AGENCY TYPE

		JUVENILE	ADULTS	GRAND TOTAL	CRIMINAL MURDER	HOMICIDE NFG	FORCIBLE RAPE	ROBBERY	AGGRAV ASSAULT	BURGLARY	LARCENY	AUTO THEFT

WEST VIRGINIA	TOTAL	76	3598	6224	9822	106	39	138	296	906	2363	5399
	75	3528	6352	9880	99	39	152	441	1003	2551	5108	575
	CHANGE	70+	128-	68-	7+	0	14-	145-	97-	188-	291+	88+

	FUKAL	76	1300	2874	4179	83	33	90	118	475	1408	1694
	75	1268	3289	4557	74	37	111	213	551	1577	1726	270
	CHANGE	32+	410-	378-	9+	4-	21-	95-	76-	169-	32-	10+
	SHERIFF'S	76	430	1062	1492	20	5	25	180	456	706	64
	75	339	1182	1521	20	7	47	89	204	473	616	65
	CHANGE	91+	120-	29-	0	2-	22-	53-	24-	17-	90+	1-
	STATE POLICE	76	870	1817	2687	63	28	65	82	295	988	214
	75	929	2107	3036	54	30	64	124	347	1104	1110	203
	CHANGE	59-	290-	349-	9+	2-	1+	42-	52-	152-	122-	11+
	MUNICIPAL	76	2298	3345	5643	23	6	48	178	431	955	3705
	75	2260	3063	5323	25	2	41	228	452	974	3382	297
	CHANGE	38+	282+	320+	2-	4+	7+	50-	21-	19-	323+	78+

BARBOUR CTY	TOTAL	76	25	12	37	0	0	0	1	13	17	5
	75	6	9	17	0	0	2	1	1	6	7	0
	CHANGE	17+	3+	20+	0	0	2-	0	0	7+	10+	5+

	RURAL	76	25	11	36	0	0	0	1	12	17	5
	75	8	9	17	0	0	2	1	1	6	7	0
	CHANGE	17+	2+	19+	0	0	2-	0	0	6+	10+	5+
	SHERIFF	76	9	5	14	0	0	0	1	3	9	1
	75	3	4	7	0	0	1	0	0	1	5	0
	CHANGE	6+	1+	7+	0	0	1-	0	1+	2+	4+	1+
	STATE POLICE	76	16	6	22	0	0	0	1	9	8	4
	75	5	5	10	0	0	1	1	1	5	2	0
	CHANGE	11+	1+	12+	0	0	1-	0	1-	4+	6+	4+
	MUNICIPAL	76	0	1	1	0	0	0	0	1	0	0
	75	0	0	0	0	0	0	0	0	0	0	0
	CHANGE	0	1+	1+	0	0	0	0	0	1+	0	0
	BELINGTON PD	76	0	0	0	0	0	0	0	0	0	0
	75	0	0	0	0	0	0	0	0	0	0	0
	CHANGE	0	0	0	0	0	0	0	0	0	0	0
	PHILIPPI PD	76	0	1	1	0	0	0	0	1	0	0
	75	0	0	0	0	0	0	0	0	0	0	0
	CHANGE	0	1+	1+	0	0	0	0	0	1+	0	0

BERKELEY CTY	TOTAL	76	174	143	317	1	1	3	5	104	191	7
	75	107	167	274	2	1	3	11	5	32	193	17
	CHANGE	67+	24-	43+	1-	0	0	6-	10-	72+	2-	10-

	RURAL	76	33	82	115	1	1	0	3	37	70	3
	75	26	98	124	2	1	1	7	8	19	74	12
	CHANGE	7+	16-	9-	1-	0	1-	7-	5-	18+	4-	9-
	SHERIFF	76	20	51	71	1	0	0	1	24	45	0
	75	11	43	54	1	0	0	4	6	6	37	0
	CHANGE	9+	8+	17+	0	0	0	4-	5-	18+	8+	0
	STATE POLICE	76	13	31	44	0	1	0	2	13	25	3
	75	15	55	70	1	1	1	3	2	13	37	12
	CHANGE	2-	24-	26-	1-	0	1-	3-	0	0	12-	9-
	MUNICIPAL	76	141	61	202	0	0	3	2	67	121	4
	75	81	69	150	0	0	2	4	7	54	119	5
	CHANGE	60+	8-	52+	0	0	1+	1+	5-	54+	2+	1-
	MARTINSBURG PD	76	141	61	202	0	0	3	2	67	121	4
	75	81	69	150	0	0	2	4	7	54	119	5
	CHANGE	60+	8-	52+	0	0	1+	1+	5-	54+	2+	1-

BOONE CTY	TOTAL	76	21	49	70	1	0	1	7	24	30	7
	75	22	33	55	1	0	1	0	3	23	21	5
	CHANGE	1-	16+	15+	0	0	0	1-	4+	1+	9+	2+

	RURAL	76	16	44	60	1	0	1	7	23	21	7
	75	15	24	39	1	0	1	0	1	17	15	4
	CHANGE	1+	20+	21+	0	0	0	0	6+	6+	6+	3+
	SHERIFF	76	3	0	3	0	0	0	0	3	0	0
	75	3	2	5	0	0	0	0	0	4	1	0
	CHANGE	0	2-	2-	0	0	0	0	0	1-	1-	0
	STATE POLICE	76	13	44	57	1	0	1	7	20	21	7
	75	12	22	34	1	0	1	0	1	13	14	4
	CHANGE	1+	22+	23+	0	0	0	0	6+	7+	7+	3+
	MUNICIPAL	76	5	5	10	0	0	0	0	1	9	0
	75	7	9	16	0	0	0	1	2	6	6	1
	CHANGE	2-	4-	6-	0	0	0	1-	2-	5-	3+	1-
	MADISON PD	76	3	4	7	0	0	0	0	1	6	0
	75	7	8	15	0	0	0	1	2	6	5	1
	CHANGE	4-	4-	8-	0	0	0	1-	2-	5-	1+	1-
	WHITESVILLE PD	76	2	1	3	0	0	0	0	0	3	0
	75	0	1	1	0	0	0	0	0	0	1	0
	CHANGE	2+	0	2+	0	0	0	0	0	0	2+	0

BRAXTON CTY	TOTAL	76	14	25	39	0	1	0	3	7	20	2
	75	11	32	43	0	1	0	4	10	7	27	1
	CHANGE	3+	7-	4-	0	0	0	6+	1-	3-	7-	1+

PART I ARRESTS BY CHARGE AND AGENCY TYPE

		JUVENILE	ADULTS	GRAND TOTAL	CRIMINAL MURDER	HOMICIDE NEG	FORCIBLE RAPE	ROBBERY	AGGRAV ASSAULT	BURGLARY	LARCENY	AUTO THEFT
RURAL	76	14	19	33	0	1	0	2	3	7	19	1
	75	5	27	36	0	1	0	0	4	8	23	0
	CHANGE	5+	8-	3-	0	0	0	2+	1-	1-	4-	1+
SHERIFF	76	0	1	1	0	0	0	0	0	1	0	0
	75	2	2	4	0	0	0	0	1	1	2	0
	CHANGE	2-	1-	3-	0	0	0	0	1-	0	2-	0
STATE POLICE	76	14	18	32	0	1	0	2	3	6	19	1
	75	7	25	32	0	1	0	0	3	7	21	0
	CHANGE	7+	7-	0	0	0	0	2+	0	1-	2-	1+
MUNICIPAL	76	0	6	6	0	0	0	4	0	0	1	1
	75	2	5	7	0	0	0	0	0	2	4	1
	CHANGE	2-	1+	1-	0	0	0	4+	0	2-	3-	0
GASSAWAY PD	76	0	6	6	0	0	0	4	0	0	1	1
	75	2	5	7	0	0	0	0	0	2	4	1
	CHANGE	2-	1+	1-	0	0	0	4+	0	2-	3-	0
SUTTON PD	76	0	0	0	0	0	0	0	0	0	0	0
	75	0	0	0	0	0	0	0	0	0	0	0
	CHANGE	0	0	0	0	0	0	0	0	0	0	0
BURNSVILLE PD	76	0	0	0	0	0	0	0	0	0	0	0
	75	0	0	0	0	0	0	0	0	0	0	0
	CHANGE	0	0	0	0	0	0	0	0	0	0	0

BROOKE CTY	TOTAL	76	11	37	48	8	0	3	0	17	14	6
	75	29	67	96	0	0	0	3	3	35	47	11
	CHANGE	18-	30-	48-	8+	0	0	3+	3-	18-	33-	5-

RURAL	76	4	21	25	8	0	0	1	0	7	4	5
	75	18	41	59	0	0	0	0	3	24	21	11
	CHANGE	14-	20-	34-	8+	0	0	1+	3-	17-	17-	6-
SHERIFF	76	4	12	16	4	0	0	1	0	7	4	0
	75	8	32	40	0	0	0	0	3	19	14	4
	CHANGE	4-	20-	24-	4+	0	0	1+	3-	12-	10-	4-
STATE POLICE	76	0	9	9	4	0	0	0	0	0	0	5
	75	10	9	19	0	0	0	0	0	5	7	7
	CHANGE	10-	0	10-	4+	0	0	0	0	5-	7-	2-
MUNICIPAL	76	7	16	23	0	0	0	2	0	10	10	1
	75	11	26	37	0	0	0	0	0	11	26	0
	CHANGE	4-	10-	14-	0	0	0	2+	0	1-	16-	1+
FOLLANSBEE PD	76	0	0	0	0	0	0	0	0	0	0	0
	75	0	8	8	0	0	0	0	0	4	4	0
	CHANGE	0	8-	8-	0	0	0	0	0	4-	4-	0
WELLSBURG PD	76	7	16	23	0	0	0	2	0	10	10	1
	75	11	18	29	0	0	0	0	0	7	22	0
	CHANGE	4-	2-	6-	0	0	0	2+	0	3+	12-	1+

CABELL CTY	TOTAL	76	454	784	1238	7	4	18	37	169	224	726
	75	464	748	1212	9	0	13	39	125	225	761	40
	CHANGE	10-	36+	26+	2-	4+	5+	2-	44+	1-	35-	13+

RURAL	76	142	239	381	0	2	3	8	31	67	251	19
	75	112	255	367	1	0	2	8	35	72	231	18
	CHANGE	30+	16-	14+	1-	2+	1+	0	4-	5-	20+	1+
SHERIFF	76	112	194	306	0	2	1	0	28	40	225	10
	75	76	161	237	1	0	0	3	20	32	172	9
	CHANGE	36+	33+	69+	1-	2+	1+	3-	8+	8+	53+	1+
STATE POLICE	76	30	45	75	0	0	2	8	3	27	26	9
	75	36	94	130	0	0	2	5	15	40	59	9
	CHANGE	6-	49-	55-	0	0	0	3+	13-	13-	33-	0
MUNICIPAL	76	312	545	857	7	2	15	29	138	157	475	34
	75	352	493	845	8	0	11	31	90	153	530	22
	CHANGE	40-	52+	12+	1-	2+	4+	2-	48+	4+	55-	12+
BARBOURSVILLE PD	76	3	1	4	0	0	1	1	0	0	1	1
	75	3	1	4	0	0	0	0	0	4	0	0
	CHANGE	0	0	0	0	0	1+	1+	0	4-	1+	1+
HUNTINGTON PD	76	296	527	823	7	2	14	28	137	150	455	30
	75	344	478	822	8	0	11	31	88	144	519	21
	CHANGE	48-	49+	1+	1-	2+	3+	3-	49+	6+	64-	9+
MILTON PD	76	13	7	20	0	0	0	0	0	4	13	3
	75	3	5	8	0	0	0	0	0	5	2	1
	CHANGE	10+	2+	12+	0	0	0	0	0	1-	11+	2+
MU SECURITY POLICE	76	0	10	10	0	0	0	0	1	3	6	0
	75	2	9	11	0	0	0	0	2	0	9	0
	CHANGE	2-	1+	1-	0	0	0	0	1-	3+	3-	0

CALHOUN CTY	TOTAL	76	8	42	50	0	2	0	4	10	7	9
	75	2	31	33	4	0	0	1	5	2	19	2
	CHANGE	6+	11+	17+	4-	2+	0	3+	5+	5+	1-	7+

RURAL	76	8	42	50	0	2	0	4	10	7	18	9
	75	2	31	33	4	0	0	1	5	2	19	2
	CHANGE	6+	11+	17+	4-	2+	0	3+	5+	5+	1-	7+
SHERIFF	76	0	3	3	0	0	0	0	1	0	2	0
	75	0	0	0	0	0	0	0	0	0	0	0
	CHANGE	0	3+	3+	0	0	0	0	1+	0	2+	0

PART I ARRESTS BY CHARGE AND AGENCY TYPE

		JUVENILE	ADULTS	GRAND TOTAL	CRIMINAL MURDER	HOMICIDE	FORCIBLE RAPE	ROBBERY	AGGRAV ASSAULT	BURGLARY	LARCENY	AUTO THEFT	
STATE POLICE	76	6	39	47	0	2	0	4	9	7	16	9	
	75	2	31	33	4	0	0	1	5	2	19	2	
	CHANGE	6+	8+	14+	4-	2+	0	3+	4+	5+	3-	7+	
MUNICIPAL	76	0	0	0	0	0	0	0	0	0	0	0	
	75	0	0	0	0	0	0	0	0	0	0	0	
	CHANGE	0	0	0	0	0	0	0	0	0	0	0	
GRANTSVILLE PD	76	0	0	0	0	0	0	0	0	0	0	0	
	75	0	0	0	0	0	0	0	0	0	0	0	
	CHANGE	0	0	0	0	0	0	0	0	0	0	0	

CLAY CTY	TOTAL	76	6	26	32	2	0	1	0	1	3	17	8
	75	14	28	42	1	0	3	0	5	19	10	4	
	CHANGE	8-	2-	10-	1+	0	2-	0	4-	16-	7+	4+	

RURAL	76	6	26	32	2	0	1	0	1	3	17	8	
	75	14	28	42	1	0	3	0	5	19	10	4	
	CHANGE	8-	2-	10-	1+	0	2-	0	4-	16-	7+	4+	
SHERIFF	76	0	0	0	0	0	0	0	0	0	0	0	
	75	2	0	2	0	0	0	0	0	0	2	0	
	CHANGE	2-	0	2-	0	0	0	0	0	0	2-	0	
STATE POLICE	76	6	26	32	2	0	1	0	1	3	17	8	
	75	12	28	40	1	0	3	0	5	19	8	4	
	CHANGE	6-	2-	8-	1+	0	2-	0	4-	16-	9+	4+	
MUNICIPAL	76	0	0	0	0	0	0	0	0	0	0	0	
	75	0	0	0	0	0	0	0	0	0	0	0	
	CHANGE	0	0	0	0	0	0	0	0	0	0	0	
CLAY PD	76	0	0	0	0	0	0	0	0	0	0	0	
	75	0	0	0	0	0	0	0	0	0	0	0	
	CHANGE	0	0	0	0	0	0	0	0	0	0	0	

ODDRIDGE CTY	TOTAL	76	2	9	11	0	0	1	0	2	3	5	0
	75	5	15	20	1	1	3	3	1	5	6	0	
	CHANGE	3-	6-	9-	1-	1-	2-	3-	1+	2-	1-	0	

RURAL	76	2	9	11	0	0	1	0	2	3	5	0	
	75	3	15	18	1	1	3	3	1	4	5	0	
	CHANGE	1-	6-	7-	1-	1-	2-	3-	1+	1-	0	0	
SHERIFF	76	0	1	1	0	0	0	0	1	0	0	0	
	75	1	2	3	0	1	0	0	1	1	0	0	
	CHANGE	1-	1-	2-	0	1-	0	0	0	1-	0	0	
STATE POLICE	76	2	8	10	0	0	1	0	1	3	5	0	
	75	2	13	15	1	0	3	3	0	3	5	0	
	CHANGE	0	5-	5-	1-	0	2-	3-	1+	0	0	0	
MUNICIPAL	76	0	0	0	0	0	0	0	0	0	0	0	
	75	2	0	2	0	0	0	0	0	1	1	0	
	CHANGE	2-	0	2-	0	0	0	0	0	1-	1-	0	
WEST UNION PD	76	0	0	0	0	0	0	0	0	0	0	0	
	75	2	0	2	0	0	0	0	0	1	1	0	
	CHANGE	2-	0	2-	0	0	0	0	0	1-	1-	0	

FAYETTE CTY	TOTAL	76	45	137	182	2	1	5	18	33	75	42	6
	75	64	139	203	5	0	4	10	32	97	46	9	
	CHANGE	19-	2-	21-	3-	1+	1+	8+	1+	22-	4-	3-	

RURAL	76	34	129	163	2	1	5	18	32	63	38	4	
	75	38	128	166	5	0	4	8	31	76	35	7	
	CHANGE	4-	1+	3-	3-	1+	1+	10+	1+	13-	3+	3-	
SHERIFF	76	5	58	63	0	0	1	3	28	23	8	0	
	75	3	58	61	4	0	1	1	28	26	1	0	
	CHANGE	2+	0	2+	4-	0	0	2+	0	3-	7+	0	
STATE POLICE	76	29	71	100	2	1	4	15	4	40	30	4	
	75	35	70	105	1	0	3	7	3	50	34	7	
	CHANGE	6-	1+	5-	1+	1+	1+	8+	1+	10-	4-	3-	
MUNICIPAL	76	11	8	19	0	0	0	0	1	12	4	2	
	75	26	11	37	0	0	0	2	1	21	11	2	
	CHANGE	15-	3-	18-	0	0	0	2-	0	9-	7-	0	
ANSTED PD	76	0	2	2	0	0	0	0	0	2	0	0	
	75	4	0	4	0	0	0	0	0	4	0	0	
	CHANGE	4-	2+	2-	0	0	0	0	0	2-	0	0	
FAYETTEVILLE PD	76	3	5	8	0	0	0	0	0	5	3	0	
	75	2	0	2	0	0	0	0	0	2	0	0	
	CHANGE	1+	5+	6+	0	0	0	0	0	3+	3+	0	
MONTGOMERY PD	76	6	1	7	0	0	0	0	1	5	1	0	
	75	12	9	21	0	0	0	2	0	8	9	2	
	CHANGE	6-	8-	14-	0	0	0	2-	1+	3-	8-	2-	
MOUNT HOPE PD	76	2	0	2	0	0	0	0	0	0	0	2	
	75	8	2	10	0	0	0	0	1	7	2	0	
	CHANGE	6-	2-	8-	0	0	0	0	1-	7-	2-	2+	
OAK HILL PD	76	0	0	0	0	0	0	0	0	0	0	0	
	75	0	0	0	0	0	0	0	0	0	0	0	
	CHANGE	0	0	0	0	0	0	0	0	0	0	0	
SMITHEKS PD	76	0	0	0	0	0	0	0	0	0	0	0	
	75	0	0	0	0	0	0	0	0	0	0	0	
	CHANGE	0	0	0	0	0	0	0	0	0	0	0	

		PART I ARRESTS BY CHARGE AND AGENCY TYPE										
		JUVENILE	ADULTS	GRAND TOTAL	CRIMINAL MURDER	HOMICIDE NEG MANSL	FORCIBLE RAPE	ROBBERY	AGGRAV ASSAULT	BURGLARY	LARCENY	AUTO THEFT
PAX PD	76	0	0	0	0	0	0	0	0	0	0	0
	75	0	0	0	0	0	0	0	0	0	0	0
	CHANGE	0	0	0	0	0	0	0	0	0	0	0

GILMER CTY	TOTAL	76	6	16	22	0	0	0	3	5	9	5
	75	15	10	33	0	0	3	2	2	10	15	1
	CHANGE	9-	2-	11-	0	0	3-	2-	1+	5-	6-	4+

	RURAL	76	6	14	20	0	0	0	3	3	9	5
	75	15	18	33	0	0	3	2	2	10	15	1
	CHANGE	9-	4-	13-	0	0	3-	2-	1+	7-	6-	4+
	SHERIFF	76	0	0	0	0	0	0	0	0	0	0
	75	1	0	1	0	0	0	0	0	1	0	0
	CHANGE	1-	0	1-	0	0	0	0	0	1-	0	0
	STATE POLICE	76	6	14	20	0	0	0	3	3	9	5
	75	14	18	32	0	0	3	2	2	9	15	1
	CHANGE	8-	4-	12-	0	0	3-	2-	1+	6-	6-	4+
	MUNICIPAL	76	0	2	2	0	0	0	0	2	0	0
	75	0	0	0	0	0	0	0	0	0	0	0
	CHANGE	0	2+	2+	0	0	0	0	0	2+	0	0
GLENVILLE PD	76	0	2	2	0	0	0	0	0	2	0	0
	75	0	0	0	0	0	0	0	0	0	0	0
	CHANGE	0	2+	2+	0	0	0	0	0	2+	0	0

GRANT CTY	TOTAL	76	3	5	8	0	0	0	1	3	4	0
	75	26	22	48	0	0	0	0	7	17	22	2
	CHANGE	23-	17-	40-	0	0	0	0	6-	14-	18-	2-

	RURAL	76	2	5	7	0	0	0	1	3	3	0
	75	15	18	33	0	0	0	0	7	13	11	2
	CHANGE	13-	13-	26-	0	0	0	0	6-	10-	8-	2-
	SHERIFF	76	0	3	3	0	0	0	0	3	0	0
	75	1	1	2	0	0	0	0	1	0	1	0
	CHANGE	1-	2+	1+	0	0	0	0	1-	3+	1-	0
	STATE POLICE	76	2	2	4	0	0	0	1	0	3	0
	75	14	17	31	0	0	0	0	6	13	10	2
	CHANGE	12-	15-	27-	0	0	0	0	5-	13-	7-	2-
	MUNICIPAL	76	1	0	1	0	0	0	0	0	1	0
	75	11	4	15	0	0	0	0	0	4	11	0
	CHANGE	10-	4-	14-	0	0	0	0	0	4-	10-	0
PETERSBURG PD	76	1	0	1	0	0	0	0	0	0	1	0
	75	11	4	15	0	0	0	0	0	4	11	0
	CHANGE	10-	4-	14-	0	0	0	0	0	4-	10-	0

GREENBRIER CTY	TOTAL	76	22	67	89	3	2	1	0	7	35	33
	75	31	65	96	1	6	3	2	14	25	35	10
	CHANGE	9-	2+	7-	2+	4-	2-	2-	7-	10+	2-	2-

	RURAL	76	20	60	80	3	2	1	0	7	30	33
	75	27	62	89	1	6	3	0	14	21	34	10
	CHANGE	7-	2-	9-	2+	4-	2-	0	7-	9+	1-	6-
	SHERIFF	76	2	5	7	0	0	0	0	2	5	0
	75	5	18	23	0	1	3	0	4	3	7	5
	CHANGE	3-	13-	16-	0	1-	3-	0	4-	1-	2-	5-
	STATE POLICE	76	18	55	73	3	2	1	0	7	28	28
	75	22	44	66	1	5	0	0	10	18	27	4
	CHANGE	4-	11+	7+	2+	3-	1+	0	3-	10+	1+	1-
	MUNICIPAL	76	2	7	9	0	0	0	0	5	0	4
	75	4	3	7	0	0	0	2	0	4	1	0
	CHANGE	2-	4+	2+	0	0	0	2-	0	1+	1-	4+
LEWISBURG PD	76	2	1	3	0	0	0	0	0	1	0	2
	75	0	1	1	0	0	0	0	0	1	0	0
	CHANGE	2+	0	2+	0	0	0	0	0	0	0	2+
RAINELLE PD	76	0	2	2	0	0	0	0	0	2	0	0
	75	0	0	0	0	0	0	0	0	0	0	0
	CHANGE	0	2+	2+	0	0	0	0	0	2+	0	0
RONCEVERTE PD	76	0	0	0	0	0	0	0	0	0	0	0
	75	1	0	1	0	0	0	0	0	1	0	0
	CHANGE	1-	0	1-	0	0	0	0	0	1-	0	0
WHITE SULPHUR SPRINGS PD	76	0	4	4	0	0	0	0	0	2	0	2
	75	3	2	5	0	0	0	2	0	2	1	0
	CHANGE	3-	2+	1-	0	0	0	2-	0	0	1-	2+

HAMPSHIRE CTY	TOTAL	76	20	62	82	2	3	0	3	13	57	3
	75	47	62	109	1	2	3	0	6	39	50	8
	CHANGE	27-	0	27-	1+	1+	3-	3+	5-	26-	7+	5-

	RURAL	76	20	60	80	2	3	0	3	13	55	3
	75	47	52	99	1	2	3	0	4	34	50	3
	CHANGE	27-	8+	19-	1+	1+	3-	3+	5-	21-	5+	0
	SHERIFF	76	13	27	40	1	0	0	0	6	32	1
	75	21	28	49	0	0	1	0	2	11	32	3
	CHANGE	8-	1-	9-	1+	0	1-	0	2-	5-	0	2-
	STATE POLICE	76	7	33	40	1	3	0	3	7	23	2
	75	26	24	50	1	2	2	0	4	23	18	0
	CHANGE	19-	9+	10-	0	1+	2-	3+	3-	16-	5+	2+

PART I ARRESTS BY CHARGE AND AGENCY TYPE

		JUVENILE	ADULTS	GRAND TOTAL	CRIMINAL MURDER	HOMICIDE NEG	FORCIBLE RAPE	ROBBERY	AGGRAV ASSAULT	BURGLARY	LARCENY	AUTO THEFT	
MUNICIPAL	76	0	2	2	0	0	0	0	0	0	2	0	
	75	0	10	10	0	0	0	0	0	5	0	5	
	CHANGE	0	8-	8-	0	0	0	0	0	5-	2+	5-	
ROMNEY PD	76	0	2	2	0	0	0	0	0	0	2	0	
	75	0	10	10	0	0	0	0	0	5	0	5	
	CHANGE	0	8-	8-	0	0	0	0	0	5-	2+	5-	

HANCOCK CTY	TOTAL	76	50	129	179	2	0	6	7	27	55	73	9
	75	64	121	185	0	0	3	8	24	52	87	11	
	CHANGE	14-	8+	6-	2+	0	3+	1-	3+	3+	14-	2-	

	RURAL	76	17	59	76	1	0	1	3	11	29	28	3
	75	7	26	33	0	0	1	2	17	13	0	0	
	CHANGE	10+	33+	43+	1+	0	0	1+	6-	16+	28+	3+	
	SHERIFF	76	17	59	76	1	0	1	3	11	29	28	3
	75	0	19	19	0	0	1	2	15	1	0	0	
	CHANGE	17+	40+	57+	1+	0	0	1+	4-	28+	28+	3+	
	STATE POLICE	76	0	0	0	0	0	0	0	0	0	0	
	75	7	7	14	0	0	0	0	2	12	0	0	
	CHANGE	7-	7-	14-	0	0	0	0	2-	12-	0	0	
	MUNICIPAL	76	33	70	103	1	0	5	4	16	26	45	6
	75	57	95	152	0	0	2	6	7	39	87	11	
	CHANGE	24-	25-	49-	1+	0	3+	2-	9+	13-	42-	5-	
CHESTER PD	76	0	5	5	0	0	0	0	0	0	5	0	
	75	3	3	6	0	0	0	0	0	0	3	3	
	CHANGE	3-	2+	1-	0	0	0	0	0	0	2+	3-	
WEIRTON PD	76	33	64	97	1	0	5	4	16	26	39	6	
	75	54	90	144	0	0	2	6	7	39	82	8	
	CHANGE	21-	26-	47-	1+	0	3+	2-	9+	13-	43-	2-	
NEW CUMBERLAND PD	76	0	1	1	0	0	0	0	0	0	1	0	
	75	0	2	2	0	0	0	0	0	0	2	0	
	CHANGE	0	1-	1-	0	0	0	0	0	0	1-	0	

HARDY CTY	TOTAL	76	6	20	26	1	1	0	5	13	3	3	
	75	10	9	19	0	0	1	0	3	7	6	2	
	CHANGE	4-	11+	7+	1+	1+	1-	0	2+	6+	3-	1+	

	RURAL	76	3	17	20	1	1	0	3	9	3	3	
	75	5	8	13	0	0	1	0	3	3	5	1	
	CHANGE	2-	9+	7+	1+	1+	1-	0	0	6+	2-	2+	
	SHERIFF	76	0	0	0	0	0	0	0	0	0	0	
	75	0	0	0	0	0	0	0	0	0	0	0	
	CHANGE	0	0	0	0	0	0	0	0	0	0	0	
	STATE POLICE	76	3	17	20	1	1	0	3	9	3	3	
	75	5	8	13	0	0	1	0	3	3	5	1	
	CHANGE	2-	9+	7+	1+	1+	1-	0	0	6+	2-	2+	
	MUNICIPAL	76	3	3	6	0	0	0	2	4	0	0	
	75	5	1	6	0	0	0	0	0	4	1	1	
	CHANGE	2-	2+	0	0	0	0	0	2+	0	1-	1-	
MOOREFIELD PD	76	0	1	1	0	0	0	0	0	1	0	0	
	75	5	1	6	0	0	0	0	0	4	1	1	
	CHANGE	5-	0	5-	0	0	0	0	0	3-	1-	1-	
WARDENSVILLE PD	76	3	2	5	0	0	0	0	2	3	0	0	
	75	0	0	0	0	0	0	0	0	0	0	0	
	CHANGE	3+	2+	5+	0	0	0	0	2+	3+	0	0	

HARRISON CTY	TOTAL	76	153	418	571	2	1	1	4	18	105	415	25
	75	184	315	499	3	1	2	14	13	103	349	14	
	CHANGE	31-	103+	72+	1-	0	1-	10-	5+	2+	66+	11+	

	RURAL	76	49	87	136	0	1	0	15	44	70	6	
	75	21	112	133	0	0	2	5	7	49	59	11	
	CHANGE	28+	25-	3+	0	1+	2-	5-	8+	5-	11+	5-	
	SHERIFF	76	4	20	24	0	1	0	0	12	11	0	
	75	3	46	49	0	0	0	4	0	19	20	6	
	CHANGE	1+	26-	25-	0	1+	0	4-	0	7-	9-	6-	
	STATE POLICE	76	45	67	112	0	0	0	15	32	59	6	
	75	18	66	84	0	0	2	1	7	30	39	5	
	CHANGE	27+	1+	28+	0	0	2-	1-	8+	2+	20+	1+	
	MUNICIPAL	76	104	331	435	2	0	1	4	3	61	345	19
	75	163	203	366	3	1	0	9	6	54	290	3	
	CHANGE	59-	128+	69+	1-	1-	1+	5-	3-	7+	55+	16+	
BRIDGEPORT PD	76	69	163	232	0	0	0	0	0	1	231	0	
	75	77	151	228	0	0	0	2	0	2	224	0	
	CHANGE	8-	12+	4+	0	0	0	2-	0	1-	7+	0	
CLARKSBURG PU	76	19	165	184	2	0	1	4	3	47	110	17	
	75	60	45	105	3	1	0	5	0	45	48	3	
	CHANGE	41-	120+	79+	1-	1-	1+	1-	3+	2+	62+	14+	
SALEM PD	76	2	3	5	0	0	0	0	0	2	3	0	
	75	3	0	3	0	0	0	0	0	3	0	0	
	CHANGE	1-	3+	2+	0	0	0	0	0	1-	3+	0	
SHINNSTON PD	76	1	0	1	0	0	0	0	0	0	1	0	
	75	4	2	6	0	0	0	1	4	1	0	0	
	CHANGE	3-	2-	5-	0	0	0	1-	4-	1-	1+	0	

PART I ARRESTS BY CHARGE AND AGENCY TYPE

		AGENCY TYPE										
		JUVENILE	ADULTS	GRAND TOTAL	CRIMINAL MURDER	HOMICIDE NEG MANSL	FORCIBLE RAPE	ROBBERY	AGGRAV ASSAULT	BURGLARY	LARCENY	AUTO THEFT
STONEWOGD PD	76	0	0	0	0	0	0	0	0	0	0	0
	75	0	2	2	0	0	0	1	1	0	0	0
	CHANGE	0	2-	2-	0	0	0	1-	1-	0	0	0
ANMOORE PD	76	0	0	0	0	0	0	0	0	0	0	0
	75	0	1	1	0	0	0	0	0	1	0	0
	CHANGE	0	1-	1-	0	0	0	0	0	1-	0	0
NUTTER FORT PD	76	13	0	13	0	0	0	0	0	11	0	2
	75	19	2	21	0	0	0	0	1	2	18	0
	CHANGE	6-	2-	8-	0	0	0	0	1-	9+	18-	2+
LUMBERPORT PD	76	0	0	0	0	0	0	0	0	0	0	0
	75	0	0	0	0	0	0	0	0	0	0	0
	CHANGE	0	0	0	0	0	0	0	0	0	0	0
LOST CREEK PD	76	0	0	0	0	0	0	0	0	0	0	0
	75	0	0	0	0	0	0	0	0	0	0	0
	CHANGE	0	0	0	0	0	0	0	0	0	0	0

JACKSON CTY TOTAL	76	22	49	71	0	0	0	1	2	12	44	12
	75	25	26	51	0	0	0	5	4	11	26	5
	CHANGE	3-	23+	20+	0	0	0	4-	2-	1+	18+	7+

RURAL	76	9	30	39	0	0	0	1	2	6	29	1
	75	19	19	38	0	0	0	5	4	10	14	5
	CHANGE	10-	11+	1+	0	0	0	4-	2-	4-	15+	4-
SHERIFF	76	3	17	20	0	0	0	0	1	5	13	1
	75	5	8	13	0	0	0	0	3	4	5	1
	CHANGE	2-	9+	7+	0	0	0	0	2-	1+	8+	0
STATE POLICE	76	6	13	19	0	0	0	1	1	1	16	0
	75	14	11	25	0	0	0	5	1	6	9	4
	CHANGE	8-	2+	6-	0	0	0	4-	0	5-	7+	4-
MUNICIPAL	76	13	19	32	0	0	0	0	0	6	15	11
	75	6	7	13	0	0	0	0	0	1	12	0
	CHANGE	7+	12+	19+	0	0	0	0	0	5+	3+	11+
RAVENSWOOD PD	76	7	18	25	0	0	0	0	0	4	12	9
	75	6	7	13	0	0	0	0	0	1	12	0
	CHANGE	1+	11+	12+	0	0	0	0	0	3+	0	9+
RIPLEY PD	76	6	1	7	0	0	0	0	0	2	3	2
	75	0	0	0	0	0	0	0	0	0	0	0
	CHANGE	6+	1+	7+	0	0	0	0	0	2+	3+	2+

JEFFERSON CTY TOTAL	76	16	35	51	1	1	2	1	4	18	20	4
	75	24	66	92	1	1	1	5	14	37	27	6
	CHANGE	8-	33-	41-	0	0	1+	4-	10-	19-	7-	2-

RURAL	76	15	31	46	1	1	2	0	4	18	16	4
	75	19	65	84	1	1	1	5	13	32	25	6
	CHANGE	4-	34-	38-	0	0	1+	5-	9-	14-	9-	2-
SHERIFF	76	0	2	2	0	0	0	0	0	0	2	0
	75	4	7	11	0	0	0	0	0	6	5	0
	CHANGE	4-	5-	9-	0	0	0	0	0	6-	3-	0
STATE POLICE	76	15	29	44	1	1	2	0	4	18	14	4
	75	15	58	73	1	1	1	5	13	26	20	6
	CHANGE	0	29-	29-	0	0	1+	5-	9-	8-	6-	2-
MUNICIPAL	76	1	4	5	0	0	0	1	0	0	4	0
	75	5	3	8	0	0	0	0	1	5	2	0
	CHANGE	4-	1+	3-	0	0	0	1+	1-	5-	2+	0
CHARLES TOWN PD	76	1	0	1	0	0	0	0	0	0	1	0
	75	1	0	1	0	0	0	0	0	0	1	0
	CHANGE	0	0	0	0	0	0	0	0	0	0	0
SHEPHERDSTOWN PD	76	0	4	4	0	0	0	1	0	0	3	0
	75	0	0	0	0	0	0	0	0	0	0	0
	CHANGE	0	4+	4+	0	0	0	1+	0	0	3+	0
RANSON PD	76	0	0	0	0	0	0	0	0	0	0	0
	75	1	0	1	0	0	0	0	0	0	1	0
	CHANGE	1-	0	1-	0	0	0	0	0	0	1-	0

KANAWHA CTY TOTAL	76	841	1072	1913	14	3	22	55	129	388	1186	116
	75	991	1208	2199	16	0	24	103	169	566	1224	97
	CHANGE	150-	136-	286-	2-	3+	2-	48-	40-	178-	38-	19+

RURAL	76	201	295	496	10	2	14	11	45	197	170	47
	75	272	449	721	9	0	14	25	66	322	237	48
	CHANGE	71-	154-	225-	1+	2+	0	14-	21-	125-	67-	1-
SHERIFF	76	46	117	163	1	1	8	2	17	49	74	11
	75	39	117	156	1	0	7	12	12	70	48	6
	CHANGE	7+	0	7+	0	1+	1+	10-	5+	21-	26+	5+
STATE POLICE	76	155	178	333	9	1	6	9	28	148	96	36
	75	233	332	565	8	0	7	13	54	252	189	42
	CHANGE	78-	154-	232-	1+	1+	1-	4-	26-	104-	93-	6-
MUNICIPAL	76	640	777	1417	4	1	8	44	84	191	1016	69
	75	719	759	1478	7	0	10	78	103	244	987	49
	CHANGE	79-	18+	61-	3-	1+	2-	34-	19-	53-	29+	20+
BELLE PD	76	2	0	2	0	0	0	0	0	2	0	0
	75	0	0	0	0	0	0	0	0	0	0	0
	CHANGE	2+	0	2+	0	0	0	0	0	2+	0	0

PART I ARRESTS BY CHARGE AND AGENCY TYPE
 JUVENILE ADULTS GRAND CRIMINAL HOMICIDE FORCIBLE ROBBERY AGGRAV BURGLARY LARCENY AUTO
 TOTAL MURDER NEG MANSL RAPE ASSAULT THEFT

AGENCY	76	75	CHANGE	JUVENILE	ADULTS	GRAND TOTAL	CRIMINAL MURDER	HOMICIDE NEG MANSL	FORCIBLE RAPE	ROBBERY	AGGRAV ASSAULT	BURGLARY	LARCENY	AUTO THEFT
CHARLESTON PD	76	444	633	1077	3	1	7	39	79	124	776	48		
	75	508	579	1087	7	0	8	67	82	176	717	30		
	CHANGE	64-	54	10-	4-	1	1-	28-	3-	52-	59-	18		
DUNBAR PD	76	13	7	20	0	0	0	0	0	10	8	2		
	75	9	22	31	0	0	0	3	10	4	13	1		
	CHANGE	4+	15-	11-	0	0	0	3-	10-	6+	5-	1+		
NITRO PD	76	32	5	37	0	0	0	0	0	33	0	4		
	75	13	16	29	0	0	0	2	1	11	14	1		
	CHANGE	19+	11-	8+	0	0	0	2-	1-	22+	14-	3+		
ST ALBANS PD	76	109	84	193	0	0	0	0	0	3	189	1		
	75	93	79	172	0	0	0	6	2	8	155	1		
	CHANGE	16+	5+	21+	0	0	0	6-	2-	5-	34+	0		
SOUTH CHARLESTON PD	76	31	31	62	0	0	0	4	1	8	35	14		
	75	79	60	139	0	0	0	2	7	29	85	16		
	CHANGE	48-	29-	77-	0	0	0	2-	4+	6-	50-	2-		
CHESAPEAKE PD	76	2	4	6	1	0	0	0	1	4	0	0		
	75	0	2	2	0	0	0	0	1	0	1	0		
	CHANGE	2+	2+	4+	1+	0	0	0	0	4+	1-	0		
MARMET PD	76	5	10	15	0	0	0	1	3	5	6	0		
	75	11	1	12	0	0	0	0	0	11	1	0		
	CHANGE	6-	9+	3+	0	0	0	1+	3+	6-	5+	0		
EAST BANK PD	76	0	0	0	0	0	0	0	0	0	0	0		
	75	0	0	0	0	0	0	0	0	0	0	0		
	CHANGE	0	0	0	0	0	0	0	0	0	0	0		
GLASGOW PD	76	0	0	0	0	0	0	0	0	0	0	0		
	75	0	0	0	0	0	0	0	0	0	0	0		
	CHANGE	0	0	0	0	0	0	0	0	0	0	0		
CLENDENIN PD	76	0	2	2	0	0	0	0	0	1	1	0		
	75	6	0	6	0	0	0	0	0	5	1	0		
	CHANGE	6-	2+	4-	0	0	0	0	0	4-	0	0		
CEDAR GROVE PD	76	2	1	3	0	0	1	0	0	1	1	0		
	75	0	0	0	0	0	0	0	0	0	0	0		
	CHANGE	2+	1+	3+	0	0	1+	0	0	1+	1+	0		

LEWIS CTY	TOTAL	76	15	20	35	0	0	3	0	10	17	5		
	75	6	37	43	1	1	1	2	3	5	30	0		
	CHANGE	9+	17-	8-	1-	1-	1-	1+	3-	5+	13-	5+		

RURAL	76	13	15	28	0	0	0	0	0	9	14	5		
	75	3	34	37	1	1	1	2	2	5	25	0		
	CHANGE	10+	19-	9-	1-	1-	1-	2-	2-	4+	11-	5+		
SHERIFF	76	13	10	23	0	0	0	0	0	7	13	3		
	75	1	28	29	1	0	1	1	1	4	21	0		
	CHANGE	12+	18-	6-	1-	0	1-	1-	1-	3+	8-	3+		
STATE POLICE	76	0	5	5	0	0	0	0	0	2	1	2		
	75	2	6	8	0	1	0	1	1	1	4	0		
	CHANGE	2-	1-	3-	0	1-	0	1-	1-	1+	3-	2+		
MUNICIPAL	76	2	5	7	0	0	0	3	0	1	3	0		
	75	3	3	6	0	0	0	0	1	0	5	0		
	CHANGE	1-	2+	1+	0	0	0	3+	1-	1+	2-	0		
WESTON PD	76	2	5	7	0	0	0	3	0	1	3	0		
	75	3	3	6	0	0	0	0	1	0	5	0		
	CHANGE	1-	2+	1+	0	0	0	3+	1-	1+	2-	0		

LINCOLN CTY	TOTAL	76	46	49	95	5	0	10	0	11	37	28	4	
	75	32	101	133	1	3	16	21	26	36	25	5		
	CHANGE	14+	52-	38-	4+	3-	6-	21-	15-	1+	3+	1-		

RURAL	76	46	49	95	5	0	10	0	11	37	28	4		
	75	32	101	133	1	3	16	21	26	36	25	5		
	CHANGE	14+	52-	38-	4+	3-	6-	21-	15-	1+	3+	1-		
SHERIFF	76	8	17	25	0	0	0	0	3	8	13	1		
	75	18	32	50	0	2	5	10	5	15	11	2		
	CHANGE	10-	15-	25-	0	2-	5-	10-	2-	7-	2+	1-		
STATE POLICE	76	38	32	70	5	0	10	0	8	29	15	3		
	75	14	69	83	1	1	11	11	21	21	14	3		
	CHANGE	24+	37-	13-	4+	1-	1-	11-	13-	8+	1+	0		

LOGAN CTY	TOTAL	76	60	191	251	9	2	2	6	61	70	97	4	
	75	68	241	309	10	3	4	10	56	78	141	7		
	CHANGE	8-	50-	58-	1-	1-	2-	4-	5+	8-	44-	3-		

RURAL	76	37	155	192	9	2	2	3	49	57	69	1		
	75	47	211	258	10	3	3	8	47	68	114	5		
	CHANGE	10-	56-	66-	1-	1-	1-	5-	2+	11-	45-	4-		
SHERIFF	76	7	23	30	1	0	1	1	5	10	12	0		
	75	4	40	44	1	0	1	0	6	14	20	2		
	CHANGE	3+	17-	14-	0	0	0	1+	1-	4-	8-	2-		
STATE POLICE	76	30	132	162	8	2	1	2	44	47	57	1		
	75	43	171	214	9	3	2	8	41	54	94	3		
	CHANGE	13-	39-	52-	1-	1-	1-	6-	3+	7-	37-	2-		
MUNICIPAL	76	23	36	59	0	0	0	3	12	13	28	3		
	75	21	30	51	0	0	1	2	9	10	27	2		
	CHANGE	2+	6+	8+	0	0	1-	1+	3+	3+	1+	1+		

		PART I ARRESTS BY CHARGE AND			AGENCY TYPE							
		JUVENILE	ADULTS	GRAND TOTAL	CRIMINAL MURDER	HOMICIDE NEG MANSL	FORCIBLE RAPE	ROBBERY	AGGRAV ASSAULT	BURGLARY	LARCENY	AUTO THEFT
LOGAN PD	76	18	25	43	0	0	0	2	5	9	25	2
	75	21	29	50	0	0	1	2	8	10	27	2
	CHANGE	3-	4-	7-	0	0	1-	0	3-	1-	2-	0
MAN PD	76	2	0	2	0	0	0	0	0	2	0	0
	75	0	0	0	0	0	0	0	0	0	0	0
	CHANGE	2+	0	2+	0	0	0	0	0	2+	0	0
CHAPMANVILLE FD	76	3	11	14	0	0	0	1	7	2	3	1
	75	0	1	1	0	0	0	0	1	0	0	0
	CHANGE	3+	10+	13+	0	0	0	1+	6+	2+	3+	1+

MCDOWELL CTY	TOTAL	76	37	77	114	11	1	4	21	39	33	1
	75	30	112	142	4	1	1	12	23	63	38	0
	CHANGE	7+	35-	28-	7+	0	3+	8-	2-	24-	5-	1+

	RUFAL	76	32	74	106	11	1	4	1	21	35	1
	75	25	108	133	4	1	1	11	22	58	36	0
	CHANGE	7+	34-	27-	7+	0	3+	10-	1-	23-	4-	1+
	SHERIFF	76	1	10	11	1	0	0	5	2	3	0
	75	0	49	49	0	0	1	6	6	16	20	0
	CHANGE	1+	39-	38-	1+	0	1-	6-	1-	14-	17-	0
	STATE POLICE	76	31	64	95	10	1	4	16	33	29	1
	75	25	59	84	4	1	0	5	16	42	16	0
	CHANGE	6+	5+	11+	6+	0	4+	4-	0	9-	13+	1+
	MUNICIPAL	76	5	3	8	0	0	0	0	4	1	0
	75	5	4	9	0	0	0	1	1	5	2	0
	CHANGE	0	1-	1-	0	0	0	2+	1-	1-	1-	0
KEYSTONE PD	76	0	0	0	0	0	0	0	0	0	0	0
	75	0	0	0	0	0	0	0	0	0	0	0
	CHANGE	0	0	0	0	0	0	0	0	0	0	0
WAR PD	76	0	0	0	0	0	0	0	0	0	0	0
	75	0	0	0	0	0	0	0	0	0	0	0
	CHANGE	0	0	0	0	0	0	0	0	0	0	0
WELCH PD	76	0	0	0	0	0	0	0	0	0	0	0
	75	0	0	0	0	0	0	0	0	0	0	0
	CHANGE	0	0	0	0	0	0	0	0	0	0	0
ANAWALT PD	76	2	0	2	0	0	0	0	0	2	0	0
	75	3	0	3	0	0	0	0	0	3	0	0
	CHANGE	1-	0	1-	0	0	0	0	0	1-	0	0
GARY PD	76	0	0	0	0	0	0	0	0	0	0	0
	75	0	0	0	0	0	0	0	0	0	0	0
	CHANGE	0	0	0	0	0	0	0	0	0	0	0
NORTH FORK PD	76	0	3	3	0	0	0	2	0	0	1	0
	75	0	2	2	0	0	0	1	1	0	0	0
	CHANGE	0	1+	1+	0	0	0	1+	1-	0	1+	0
DAVY PD	76	0	0	0	0	0	0	0	0	0	0	0
	75	0	0	0	0	0	0	0	0	0	0	0
	CHANGE	0	0	0	0	0	0	0	0	0	0	0
KIMBALL PD	76	0	0	0	0	0	0	0	0	0	0	0
	75	0	0	0	0	0	0	0	0	0	0	0
	CHANGE	0	0	0	0	0	0	0	0	0	0	0
IEAGER PD	76	3	0	3	0	0	0	1	0	2	0	0
	75	2	2	4	0	0	0	0	0	2	2	0
	CHANGE	1+	2-	1-	0	0	0	1+	0	0	2-	0

MARION CTY	TOTAL	76	84	172	256	2	1	5	19	64	57	8
	75	79	184	263	3	2	7	25	68	55	92	11
	CHANGE	5+	12-	7-	1-	1-	2-	6-	4-	2+	8+	3-

	RUFAL	76	43	85	128	1	1	4	11	15	36	3
	75	38	95	133	3	2	5	18	11	35	50	9
	CHANGE	5+	10-	5-	2-	1-	1-	7-	4+	1+	7+	6-
	SHERIFF	76	21	63	84	1	1	4	11	13	26	0
	75	22	71	93	2	2	5	16	10	31	26	1
	CHANGE	1-	8-	9-	1-	1-	1-	5-	3+	5-	2+	1-
	STATE POLICE	76	22	22	44	0	0	0	2	10	29	3
	75	16	24	40	1	0	0	2	1	4	24	8
	CHANGE	6+	2-	4+	1-	0	0	2-	1+	6+	5+	5-
	MUNICIPAL	76	41	87	128	1	0	1	8	49	21	5
	75	41	89	130	0	0	2	7	57	20	42	2
	CHANGE	0	2-	2-	1+	0	1-	1+	8-	1+	1+	3+
FAIRMONT PD	76	39	83	122	1	0	1	8	48	19	42	3
	75	38	83	121	0	0	2	7	57	19	34	2
	CHANGE	1+	0	1+	1+	0	1-	1+	9-	0	8+	1+
MANNINGTON PD	76	0	4	4	0	0	0	0	1	2	1	0
	75	3	6	9	0	0	0	0	0	1	8	0
	CHANGE	3-	2-	5-	0	0	0	0	1+	1+	7-	0
RIVESVILLE PD	76	0	0	0	0	0	0	0	0	0	0	0
	75	0	0	0	0	0	0	0	0	0	0	0
	CHANGE	0	0	0	0	0	0	0	0	0	0	0
MONONGAH PD	76	2	0	2	0	0	0	0	0	0	0	2
	75	0	0	0	0	0	0	0	0	0	0	0
	CHANGE	2+	0	2+	0	0	0	0	0	0	0	2+
FAIRVIEW PD	76	0	0	0	0	0	0	0	0	0	0	0
	75	0	0	0	0	0	0	0	0	0	0	0
	CHANGE	0	0	0	0	0	0	0	0	0	0	0

PART I ARRESTS BY CHARGE AND AGENCY TYPE

		JUVENILE			ADULTS			AGENCY TYPE			AGGRAV ASSAULT	BURGLARY	LARCENY	AUTO THEFT
		TOTAL	CRIMINAL MURDER	NON-FORCIBLE RAPE	ROBBERY	CRIMINAL MURDER	NON-FORCIBLE RAPE	ROBBERY						
FARMINGTON PD	76	0	0	0	0	0	0	0	0	0	0	0	0	
	75	0	0	0	0	0	0	0	0	0	0	0	0	
	CHANGE	0	0	0	0	0	0	0	0	0	0	0	0	
GRANT TOWN PD	76	0	0	0	0	0	0	0	0	0	0	0	0	
	75	0	0	0	0	0	0	0	0	0	0	0	0	
	CHANGE	0	0	0	0	0	0	0	0	0	0	0	0	

MARSHALL CTY	TOTAL	76	73	152	225	0	0	6	5	6	15	176	17	
	75	80	211	291	0	0	3	4	2	26	246	10		
	CHANGE	7-	59-	66-	0	0	3+	1+	4+	11-	70-	7+		

	RURAL	76	18	37	55	0	0	6	1	5	11	28	4	
	75	20	45	65	0	0	3	3	1	22	32	4		
	CHANGE	2-	8-	10-	0	0	3+	2-	4+	11-	4-	0		
	SHERIFF	76	1	9	10	0	0	0	1	2	1	5	1	
	75	6	13	19	0	0	1	0	1	3	12	2		
	CHANGE	5-	4-	9-	0	0	1-	1+	1+	2-	7-	1-		
	STATE POLICE	76	17	28	45	0	0	6	0	3	10	23	3	
	75	14	32	46	0	0	2	3	0	19	20	2		
	CHANGE	3+	4-	1-	0	0	4+	3-	3+	9-	3+	1+		
	MUNICIPAL	76	55	115	170	0	0	0	4	1	4	148	13	
	75	60	166	226	0	0	0	1	1	4	214	6		
	CHANGE	5-	51-	56-	0	0	0	3+	0	0	66-	7+		
BENWOOD PD	76	8	61	69	0	0	0	0	1	1	67	0		
	75	0	86	86	0	0	0	0	0	0	86	0		
	CHANGE	8+	25-	17-	0	0	0	0	1+	1+	19-	0		
CAMERON PD	76	0	0	0	0	0	0	0	0	0	0	0		
	75	0	0	0	0	0	0	0	0	0	0	0		
	CHANGE	0	0	0	0	0	0	0	0	0	0	0		
GLEN DALE PD	76	6	2	8	0	0	0	0	0	2	6	0		
	75	4	4	8	0	0	0	0	0	0	6	2		
	CHANGE	2+	2-	0	0	0	0	0	0	2+	0	2-		
MCNECHEN PD	76	2	0	2	0	0	0	0	0	0	0	2		
	75	0	0	0	0	0	0	0	0	0	0	0		
	CHANGE	2+	0	2+	0	0	0	0	0	0	0	2+		
MOUNDSVILLE PD	76	39	52	91	0	0	0	4	0	1	75	11		
	75	56	76	132	0	0	0	1	1	4	122	4		
	CHANGE	17-	24-	41-	0	0	0	3+	1-	3-	47-	7+		

MASON CTY	TOTAL	76	45	60	105	2	1	0	6	8	39	40	9	
	75	28	48	76	1	0	0	2	4	35	31	3		
	CHANGE	17+	12+	29+	1+	1+	0	4+	4+	4+	9+	6+		

	RURAL	76	10	34	44	0	0	0	4	3	14	19	4	
	75	12	30	42	1	0	0	0	3	24	13	1		
	CHANGE	2-	4+	2+	1-	0	0	4+	0	10-	6+	3+		
	SHERIFF	76	3	8	11	0	0	0	0	1	4	5	1	
	75	5	11	16	0	0	0	0	1	15	0	0		
	CHANGE	2-	3-	5-	0	0	0	0	0	11-	5+	1+		
	STATE POLICE	76	7	26	33	0	0	0	4	2	10	14	3	
	75	7	19	26	1	0	0	0	2	9	13	1		
	CHANGE	0	7+	7+	1-	0	0	4+	0	1+	1+	2+		
	MUNICIPAL	76	35	26	61	2	1	0	2	5	25	21	5	
	75	16	18	34	0	0	0	2	1	11	18	2		
	CHANGE	19+	8+	27+	2+	1+	0	0	4+	14+	3+	3+		
POINT PLEASANT PD	76	26	22	48	0	1	0	2	5	17	20	3		
	75	16	18	34	0	0	0	2	1	11	18	2		
	CHANGE	10+	4+	14+	0	1+	0	0	4+	6+	2+	1+		
NEW HAVEN PD	76	2	0	2	0	0	0	0	0	0	0	2		
	75	0	0	0	0	0	0	0	0	0	0	0		
	CHANGE	2+	0	2+	0	0	0	0	0	0	0	2+		
MASON PD	76	7	4	11	2	0	0	0	0	8	1	0		
	75	0	0	0	0	0	0	0	0	0	0	0		
	CHANGE	7+	4+	11+	2+	0	0	0	0	8+	1+	0		

MERCER CTY	TOTAL	76	107	248	355	5	2	2	14	47	98	152	35	
	75	122	198	320	6	0	6	19	58	68	143	20		
	CHANGE	15-	50+	35+	1-	2+	4-	5-	11-	30+	9+	15+		

	RURAL	76	38	122	160	2	1	0	3	23	56	53	22	
	75	23	100	123	4	0	5	8	28	29	34	15		
	CHANGE	15+	22+	37+	2-	1+	5-	5-	5-	27+	19+	7+		
	SHERIFF	76	10	42	52	1	0	0	0	14	16	18	3	
	75	6	37	43	1	0	3	2	16	9	12	0		
	CHANGE	4+	5+	9+	0	0	3-	2-	2-	7+	6+	3+		
	STATE POLICE	76	28	80	108	1	1	0	3	9	40	35	19	
	75	17/	63	80	3	0	2	6	12	20	22	15		
	CHANGE	11+	17+	28+	2-	1+	2-	3-	3-	20+	13+	4+		
	MUNICIPAL	76	69	120	195	3	1	2	11	24	42	99	13	
	75	95	98	197	2	0	1	11	30	39	109	5		
	CHANGE	30-	28+	2-	1+	1+	1+	0	6-	3+	10-	8+		
ATHENS PD	76	0	0	0	0	0	0	0	0	0	0	0		
	75	0	0	0	0	0	0	0	0	0	0	0		
	CHANGE	0	0	0	0	0	0	0	0	0	0	0		

FART I ARRESTS BY CHARGE AND AGENCY TYPE

		JUVENILE	ADULTS	GRAND TOTAL	CRIMINAL MURDER	HOMICIDE NFG MANSL	FORCIBLE RAPE	ROBBERY	AGGRAV ASSAULT	BURGLARY	LARCENY	AUTO THEFT	
BLUEFIELD PD	76	49	57	106	3	1	2	3	13	15	60	9	
	75	72	47	119	1	0	0	5	5	25	80	3	
	CHANGE	23-	10+	13-	2+	1+	2+	2-	8+	10-	20-	6+	
PRINCETON PD	76	20	64	89	0	0	0	8	11	27	39	4	
	75	27	49	76	1	0	1	6	25	12	29	2	
	CHANGE	7-	20+	13+	1-	0	1-	2+	14-	15+	10+	2+	
MATOAKA PD	76	0	0	0	0	0	0	0	0	0	0	0	
	75	0	2	2	0	0	0	0	0	2	0	0	
	CHANGE	0	2-	2-	0	0	0	0	0	2-	0	0	
BRAMWELL PD	76	0	0	0	0	0	0	0	0	0	0	0	
	75	0	0	0	0	0	0	0	0	0	0	0	
	CHANGE	0	0	0	0	0	0	0	0	0	0	0	

MINERAL CTY	TOTAL	76	21	66	87	1	1	2	4	21	12	41	5
	75	20	68	88	0	3	0	1	31	8	43	2	
	CHANGE	1+	2-	1-	1+	2-	2+	3+	10-	4+	2-	3+	

RURAL	76	10	35	45	1	1	2	2	3	8	24	4	
	75	8	30	38	0	2	0	0	11	6	18	1	
	CHANGE	2+	5+	7+	1+	1-	2+	2+	8-	2+	6+	3+	
SHERIFF	76	0	0	0	0	0	0	0	0	0	0	0	
	75	0	0	0	0	0	0	0	0	0	0	0	
	CHANGE	0	0	0	0	0	0	0	0	0	0	0	
STATE POLICE	76	10	35	45	1	1	2	2	3	8	24	4	
	75	8	30	38	0	2	0	0	11	6	18	1	
	CHANGE	2+	5+	7+	1+	1-	2+	2+	8-	2+	6+	3+	
MUNICIPAL	76	11	31	42	0	0	0	2	18	4	17	1	
	75	12	38	50	0	1	0	1	20	2	25	1	
	CHANGE	1-	7-	8-	0	1-	0	1+	2-	2+	8-	0	
KEYSER PD	76	7	25	32	0	0	0	0	18	0	13	1	
	75	10	36	46	0	1	0	0	20	0	24	1	
	CHANGE	3-	11-	14-	0	1-	0	0	2-	0	11-	0	
PIEDMONT PD	76	4	6	10	0	0	0	2	0	4	4	0	
	75	2	2	4	0	0	0	1	0	2	1	0	
	CHANGE	2+	4+	6+	0	0	0	1+	0	2+	3+	0	
RIDGELEY PD	76	0	0	0	0	0	0	0	0	0	0	0	
	75	0	0	0	0	0	0	0	0	0	0	0	
	CHANGE	0	0	0	0	0	0	0	0	0	0	0	

MINGO CTY	TOTAL	76	33	85	118	2	0	10	6	34	44	14	8
	75	32	77	109	4	2	9	7	19	37	22	9	
	CHANGE	1+	8+	9+	2-	2-	1+	1-	15+	7+	8-	1-	

RURAL	76	29	77	106	2	0	9	5	32	41	10	7	
	75	23	58	81	4	2	9	4	16	24	18	4	
	CHANGE	6+	19+	25+	2-	2-	0	1+	16+	17+	8-	3+	
SHERIFF	76	9	15	24	0	0	3	2	5	9	2	3	
	75	2	8	10	0	0	6	0	1	2	0	1	
	CHANGE	7+	7+	14+	0	0	3-	2+	4+	7+	2+	2+	
STATE POLICE	76	20	62	82	2	0	6	3	27	32	8	4	
	75	21	50	71	4	2	3	4	15	22	18	3	
	CHANGE	1-	12+	11+	2-	2-	3+	1-	12+	10+	10-	1+	
MUNICIPAL	76	4	8	12	0	0	1	1	2	3	4	1	
	75	9	19	28	0	0	0	3	3	13	4	5	
	CHANGE	5-	11-	16-	0	0	1+	2-	1-	10-	0	4-	
GILBERT PD	76	0	1	1	0	0	1	0	0	0	0	0	
	75	0	0	0	0	0	0	0	0	0	0	0	
	CHANGE	0	1+	1+	0	0	1+	0	0	0	0	0	
WILLIAMSON PD	76	4	7	11	0	0	0	1	2	3	4	1	
	75	9	18	27	0	0	0	3	3	13	3	5	
	CHANGE	5-	11-	16-	0	0	0	2-	1-	10-	1+	4-	
KERMIT PD	76	0	0	0	0	0	0	0	0	0	0	0	
	75	0	0	0	0	0	0	0	0	0	0	0	
	CHANGE	0	0	0	0	0	0	0	0	0	0	0	
DELBARTON PD	76	0	0	0	0	0	0	0	0	0	0	0	
	75	0	1	1	0	0	0	0	0	0	1	0	
	CHANGE	0	1-	1-	0	0	0	0	0	0	1-	0	
MATEWAN PD	76	0	0	0	0	0	0	0	0	0	0	0	
	75	0	0	0	0	0	0	0	0	0	0	0	
	CHANGE	0	0	0	0	0	0	0	0	0	0	0	

MONONGALIA CTY	TOTAL	76	49	202	251	3	1	2	8	12	34	175	16
	75	24	168	192	1	1	3	3	9	29	140	6	
	CHANGE	25+	34+	59+	2+	0	1-	5+	3+	5+	35+	10+	

RURAL	76	14	46	60	2	1	1	2	5	19	19	11	
	75	6	39	45	1	1	0	2	6	11	20	4	
	CHANGE	8+	7+	15+	1+	0	1+	0	1-	8+	1-	7+	
SHERIFF	76	1	17	18	0	0	0	1	0	12	5	0	
	75	1	12	13	0	0	0	0	1	3	9	0	
	CHANGE	0	5+	5+	0	0	0	1+	1-	9+	4-	0	
STATE POLICE	76	13	29	42	2	1	1	1	5	7	14	11	
	75	5	27	32	1	1	0	2	5	8	11	4	
	CHANGE	8+	2+	10+	1+	0	1+	1-	0	1-	3+	7+	

PART I ARRESTS BY CHARGE AND AGENCY TYPE												
		JUVENILE	ADULTS	GRAND TOTAL	CRIMINAL MURDER	HOMICIDE NEG MANSL	FJRCIBLE RAPE	ROBBERY	AGGRAV ASSAULT	BURGLARY	LARCENY	AUTO THEFT
MUNICIPAL	76	35	156	191	1	0	1	6	7	15	156	5
	75	18	129	147	0	0	3	1	3	18	120	2
	CHANGE	17+	27+	44+	1+	0	2-	5+	4+	3-	36+	3+
MORGANTOWN PD	76	35	136	171	1	0	1	6	6	15	139	3
	75	15	96	111	0	0	3	1	2	15	88	2
	CHANGE	20+	40+	60+	1+	0	2-	5+	4+	0	51+	1+
STAR CITY PD	76	0	3	3	0	0	0	0	0	0	3	0
	75	3	18	21	0	0	0	0	0	0	21	0
	CHANGE	3-	15-	18-	0	0	0	0	0	0	18-	0
WESTOVER PD	76	0	0	0	0	0	0	0	0	0	0	0
	75	0	1	1	0	0	0	0	0	0	1	0
	CHANGE	0	1-	1-	0	0	0	0	0	0	1-	0
OSAGE PD	76	0	0	0	0	0	0	0	0	0	0	0
	75	0	0	0	0	0	0	0	0	0	0	0
	CHANGE	0	0	0	0	0	0	0	0	0	0	0
WVU SECURITY POLICE	76	0	17	17	0	0	0	0	1	0	14	2
	75	0	14	14	0	0	0	0	1	3	10	0
	CHANGE	0	3+	3+	0	0	0	0	0	3-	4+	2+

MONROE CTY	TOTAL	76	13	30	43	0	0	3	1	11	17	2
	75	7	22	29	0	0	0	1	3	15	4	6
	CHANGE	6+	8+	14+	0	0	3+	0	8+	2+	5+	4-

RURAL	76	11	29	40	0	0	3	1	11	17	6	2
	75	7	22	29	0	0	0	1	3	15	4	6
	CHANGE	4+	7+	11+	0	0	3+	0	8+	2+	2+	4-
SHERIFF	76	1	9	10	0	0	0	0	2	2	6	0
	75	1	12	13	0	0	0	1	2	7	0	3
	CHANGE	0	3-	3-	0	0	0	1-	0	5-	6+	3-
STATE POLICE	76	10	20	30	0	0	3	1	9	15	0	2
	75	6	10	16	0	0	0	0	1	8	4	3
	CHANGE	4+	10+	14+	0	0	3+	1+	8+	7+	4-	1-
MUNICIPAL	76	2	1	3	0	0	0	0	0	0	3	0
	75	0	0	0	0	0	0	0	0	0	0	0
	CHANGE	2+	1+	3+	0	0	0	0	0	0	3+	0
UNION PD	76	0	0	0	0	0	0	0	0	0	0	0
	75	0	0	0	0	0	0	0	0	0	0	0
	CHANGE	0	0	0	0	0	0	0	0	0	0	0
PETERSTOWN PD	76	2	1	3	0	0	0	0	0	0	3	0
	75	0	0	0	0	0	0	0	0	0	0	0
	CHANGE	2+	1+	3+	0	0	0	0	0	0	3+	0

MORGAN CTY	TOTAL	76	17	27	44	0	0	0	6	27	10	1
	75	9	34	43	0	0	1	3	5	18	16	0
	CHANGE	8+	7-	1+	0	0	1-	3-	1+	9+	6-	1+

RURAL	76	17	26	43	0	0	0	0	6	26	10	1
	75	9	33	42	0	0	1	3	4	18	16	0
	CHANGE	8+	7-	1+	0	0	1-	3-	2+	8+	6-	1+
SHERIFF	76	14	9	23	0	0	0	0	1	20	1	1
	75	5	15	20	0	0	1	3	3	4	9	0
	CHANGE	9+	6-	3+	0	0	1-	3-	2-	16+	8-	1+
STATE POLICE	76	3	17	20	0	0	0	0	5	6	9	0
	75	4	18	22	0	0	0	0	1	14	7	0
	CHANGE	1-	1-	2-	0	0	0	0	4+	8-	2+	0
MUNICIPAL	76	0	1	1	0	0	0	0	0	1	0	0
	75	0	1	1	0	0	0	0	1	0	0	0
	CHANGE	0	0	0	0	0	0	0	1-	1+	0	0
BERKELEY SPRINGS PD	76	0	0	0	0	0	0	0	0	0	0	0
	75	0	0	0	0	0	0	0	0	0	0	0
	CHANGE	0	0	0	0	0	0	0	0	0	0	0
PAN-PAN PD	76	0	1	1	0	0	0	0	0	1	0	0
	75	0	1	1	0	0	0	0	1	0	0	0
	CHANGE	0	0	0	0	0	0	0	1-	1+	0	0

NICHOLAS CTY	TOTAL	76	18	53	71	0	1	0	7	21	39	3
	75	27	118	145	0	0	3	2	69	44	21	6
	CHANGE	9-	65-	74-	0	1+	3-	2-	62-	23-	18+	3-

RURAL	76	5	23	28	0	0	0	0	6	16	5	1
	75	19	61	80	0	0	2	2	26	34	15	1
	CHANGE	14-	38-	52-	0	0	2-	2-	20-	18-	10-	0
SHERIFF	76	3	12	15	0	0	0	0	3	11	1	0
	75	5	13	18	0	0	0	0	5	5	8	0
	CHANGE	2-	1-	3-	0	0	0	0	2-	6+	7-	0
STATE POLICE	76	2	11	13	0	0	0	0	3	5	4	1
	75	14	48	62	0	0	2	2	21	29	7	1
	CHANGE	12-	37-	49-	0	0	2-	2-	18-	24-	3-	0
MUNICIPAL	76	13	30	43	0	1	0	0	1	5	34	2
	75	8	57	65	0	0	1	0	43	10	6	5
	CHANGE	5+	27-	22-	0	1+	1-	0	42-	5-	28+	3-
RICHWOOD PD	76	1	16	17	0	0	0	0	0	0	16	1
	75	5	37	42	0	0	0	0	32	4	6	0
	CHANGE	4-	21-	25-	0	0	0	0	32-	4-	10+	1+

		PART I ARRESTS BY CHARGE AND AGENCY TYPE										
		JUVENILE	ADULTS	GRAND TOTAL	CRIMINAL MURDER	HOMICIDE NEG MANSL	FORCIBLE RAPE	ROBBERY	AGGRAV ASSAULT	BURGLARY	LARCENY	AUTO THEFT
SUMMERSVILLE PD	76	12	14	26	0	1	0	0	1	5	18	1
	75	3	20	23	0	0	1	0	11	6	0	5
	CHANGE	9+	6-	3+	0	1+	1-	0	10-	1-	18+	4-

OHIO CTY	TOTAL	76	151	269	420	0	2	3	22	52	103	46
	75	111	264	375	0	1	13	35	34	73	194	25
	CHANGE	40+	5+	45+	0	1+	10-	13-	18+	30+	2-	21+

	RURAL	76	14	68	82	0	2	0	6	28	22	7
	75	11	59	70	0	1	5	6	11	15	26	6
	CHANGE	3+	9+	12+	0	1+	5-	0	17+	7+	9-	1+
	SHERIFF	76	6	27	33	0	0	0	1	13	10	0
	75	3	32	35	0	0	5	2	9	7	11	1
	CHANGE	3+	5-	2-	0	0	5-	1-	4+	3+	2-	1-
	STATE POLICE	76	8	41	49	0	2	0	5	15	12	7
	75	8	27	35	0	1	0	4	2	8	15	5
	CHANGE	0	14+	14+	0	1+	0	1+	13+	4+	7-	2+
	MUNICIPAL	76	137	201	338	0	0	3	16	24	81	39
	75	100	205	305	0	0	8	29	23	58	168	19
	CHANGE	37+	4-	33+	0	0	5-	13-	1+	23+	7+	20+
	WHEELING PD	76	137	200	337	0	0	3	16	23	81	39
	75	100	205	305	0	0	8	29	23	58	168	19
	CHANGE	37+	5-	32+	0	0	5-	13-	0	23+	7+	20+
	TRIADDELPHIA PD	76	0	0	0	0	0	0	0	0	0	0
	75	0	0	0	0	0	0	0	0	0	0	0
	CHANGE	0	0	0	0	0	0	0	0	0	0	0
	BETHLEHEM PD	76	0	1	1	0	0	0	1	0	0	0
	75	0	0	0	0	0	0	0	0	0	0	0
	CHANGE	0	1+	1+	0	0	0	0	1+	0	0	0
	WEST LIBERTY PD	76	0	0	0	0	0	0	0	0	0	0
	75	0	0	0	0	0	0	0	0	0	0	0
	CHANGE	0	0	0	0	0	0	0	0	0	0	0

PENDLETON CTY	TOTAL	76	1	14	15	1	0	3	0	3	2	0
	75	4	18	22	0	0	2	0	4	8	8	0
	CHANGE	3-	4-	7-	1+	0	1+	0	1-	6-	2-	0

	RURAL	76	1	14	15	1	0	3	0	3	2	0
	75	4	18	22	0	0	2	0	4	8	8	0
	CHANGE	3-	4-	7-	1+	0	1+	0	1-	6-	2-	0
	SHERIFF	76	0	0	0	0	0	0	0	0	0	0
	75	0	0	0	0	0	0	0	0	0	0	0
	CHANGE	0	0	0	0	0	0	0	0	0	0	0
	STATE POLICE	76	1	14	15	1	0	3	0	3	2	0
	75	4	18	22	0	0	2	0	4	8	8	0
	CHANGE	3-	4-	7-	1+	0	1+	0	1-	6-	2-	0
	MUNICIPAL	76	0	0	0	0	0	0	0	0	0	0
	75	0	0	0	0	0	0	0	0	0	0	0
	CHANGE	0	0	0	0	0	0	0	0	0	0	0
	FRANKLIN PD	76	0	0	0	0	0	0	0	0	0	0
	75	0	0	0	0	0	0	0	0	0	0	0
	CHANGE	0	0	0	0	0	0	0	0	0	0	0

PLEASANTS CTY	TOTAL	76	6	7	13	0	0	0	0	0	7	3
	75	0	7	7	0	0	0	0	3	0	4	0
	CHANGE	6+	0	6+	0	0	0	0	3-	7+	1-	3+

	RURAL	76	4	7	11	0	0	0	0	0	5	3
	75	0	7	7	0	0	0	0	3	0	4	0
	CHANGE	4+	0	4+	0	0	0	0	3-	5+	1-	3+
	SHERIFF	76	0	2	2	0	0	0	0	2	0	0
	75	0	0	0	0	0	0	0	0	0	0	0
	CHANGE	0	2+	2+	0	0	0	0	0	2+	0	0
	STATE POLICE	76	4	5	9	0	0	0	0	3	3	3
	75	0	7	7	0	0	0	0	3	0	4	0
	CHANGE	4+	2-	2+	0	0	0	0	3-	3+	1-	3+
	MUNICIPAL	76	2	0	2	0	0	0	0	2	0	0
	75	0	0	0	0	0	0	0	0	0	0	0
	CHANGE	2+	0	2+	0	0	0	0	0	2+	0	0
	ST MARYS PD	76	2	0	2	0	0	0	0	2	0	0
	75	0	0	0	0	0	0	0	0	0	0	0
	CHANGE	2+	0	2+	0	0	0	0	0	2+	0	0

POCAHONTAS CTY	TOTAL	76	18	33	51	0	0	1	0	3	21	5
	75	16	15	31	1	0	3	3	1	20	2	1
	CHANGE	2+	18+	20+	1-	0	2-	3-	2+	1+	19+	4+

	RURAL	76	15	32	47	0	0	1	0	3	21	2
	75	15	11	26	1	0	3	3	1	17	1	0
	CHANGE	0	21+	21+	1-	0	2-	3-	2+	4+	19+	2+
	SHERIFF	76	2	1	3	0	0	0	1	2	0	0
	75	10	3	13	0	0	0	3	0	10	0	0
	CHANGE	8-	2-	10-	0	0	0	3-	1+	8-	0	0
	STATE POLICE	76	13	31	44	0	0	1	0	2	19	2
	75	5	8	13	1	0	3	0	1	7	1	0
	CHANGE	8+	23+	31+	1-	0	2-	0	1+	12+	19+	2+

PART I ARRESTS BY CHARGE AND AGENCY TYPE

		JUVENILE	ADULTS	GRAND TOTAL	CPIMINAL MURDER	HOMICIDE NGL	FORCIBLE RAPE	ROBBERY	AGGRAV ASSAULT	BURGLARY	LARCENY	AUTO THEFT
MUNICIPAL	76	3	1	4	0	0	0	0	0	0	1	3
	75	1	4	5	0	0	0	0	0	3	1	1
	CHANGE	2+	3-	1-	0	0	0	0	0	3-	0	2+
MARLINTON PD	76	3	1	4	0	0	0	0	0	0	1	3
	75	1	4	5	0	0	0	0	0	3	1	1
	CHANGE	2+	3-	1-	0	0	0	0	0	3-	0	2+

PRESTON CTY	TOTAL	76	18	27	45	0	0	0	1	16	27	1
	75	9	32	41	1	0	0	2	0	17	17	4
	CHANGE	9+	5-	4+	1-	0	0	2-	1+	1-	10+	3-

RURAL	76	8	21	29	0	0	0	0	1	14	13	1
	75	3	23	26	1	0	0	2	0	10	11	2
	CHANGE	5+	2-	3+	1-	0	0	2-	1+	4+	2+	1-
SHERIFF	76	6	17	23	0	0	0	0	1	10	11	1
	75	3	13	16	1	0	0	2	0	7	5	1
	CHANGE	3+	4+	7+	1-	0	0	2-	1+	3+	6+	0
STATE POLICE	76	2	4	6	0	0	0	0	0	4	2	0
	75	0	10	10	0	0	0	0	0	3	6	1
	CHANGE	2+	6-	4-	0	0	0	0	0	1+	4-	1-
MUNICIPAL	76	10	6	16	0	0	0	0	0	2	14	0
	75	6	9	15	0	0	0	0	0	7	6	2
	CHANGE	4+	3-	1+	0	0	0	0	0	5-	8+	2-
KINGWOOD PD	76	0	1	1	0	0	0	0	0	1	0	0
	75	1	2	3	0	0	0	0	0	0	3	0
	CHANGE	1-	1-	2-	0	0	0	0	0	1+	3-	0
TERRA ALTA PD	76	6	5	11	0	0	0	0	0	1	10	0
	75	0	6	6	0	0	0	0	0	3	3	0
	CHANGE	6+	1-	5+	0	0	0	0	0	2-	7+	0
ROWLESBURG PD	76	0	0	0	0	0	0	0	0	0	0	0
	75	0	0	0	0	0	0	0	0	0	0	0
	CHANGE	0	0	0	0	0	0	0	0	0	0	0
MASONTOWN PD	76	4	0	4	0	0	0	0	0	0	4	0
	75	5	1	6	0	0	0	0	0	4	0	2
	CHANGE	1-	1-	2-	0	0	0	0	0	4-	4+	2-
NEWBURG PD	76	0	0	0	0	0	0	0	0	0	0	0
	75	0	0	0	0	0	0	0	0	0	0	0
	CHANGE	0	0	0	0	0	0	0	0	0	0	0
TUNNELTON PD	76	0	0	0	0	0	0	0	0	0	0	0
	75	0	0	0	0	0	0	0	0	0	0	0
	CHANGE	0	0	0	0	0	0	0	0	0	0	0

PUTNAM CTY	TOTAL	76	49	97	146	3	0	2	4	3	49	82
	75	41	112	153	3	1	3	4	15	46	72	9
	CHANGE	8+	15-	7-	0	1-	1-	0	12-	3+	10+	6-

RURAL	76	44	91	135	3	0	1	4	3	48	73	3
	75	40	109	149	3	1	3	4	13	46	72	7
	CHANGE	4+	18-	14-	0	1-	2-	0	10-	2+	1+	4-
SHERIFF	76	18	41	59	3	0	0	0	2	19	34	1
	75	18	43	61	2	1	0	0	5	20	26	7
	CHANGE	0	2-	2-	1+	1-	0	0	3-	1-	8+	6-
STATE POLICE	76	26	50	76	0	0	1	4	1	29	39	2
	75	22	66	88	1	0	3	4	8	26	46	0
	CHANGE	4+	16-	12-	1-	0	2-	0	7-	3+	7-	2+
MUNICIPAL	76	5	6	11	0	0	1	0	0	1	9	0
	75	1	3	4	0	0	0	0	2	0	0	2
	CHANGE	4+	3+	7+	0	0	1+	0	2-	1+	9+	2-
HURRICANE PD	76	5	6	11	0	0	1	0	0	1	9	0
	75	1	3	4	0	0	0	0	2	0	0	2
	CHANGE	4+	3+	7+	0	0	1+	0	2-	1+	9+	2-
ELEANOR PD	76	0	0	0	0	0	0	0	0	0	0	0
	75	0	0	0	0	0	0	0	0	0	0	0
	CHANGE	0	0	0	0	0	0	0	0	0	0	0

RALEIGH CTY	TOTAL	76	256	342	598	6	3	2	9	18	110	429
	75	192	374	566	7	1	2	29	46	166	275	40
	CHANGE	64+	32-	32+	1-	2+	0	20-	28-	56-	154+	19-

RURAL	76	49	99	148	5	3	1	6	4	63	64	2
	75	38	130	168	4	1	2	9	24	71	51	6
	CHANGE	11+	31-	20-	1+	2+	1-	3-	20-	8-	13+	4-
SHERIFF	76	22	37	59	2	0	0	4	4	16	32	1
	75	1	60	61	1	0	1	6	11	16	22	4
	CHANGE	21+	23-	2-	1+	0	1-	2-	7-	0	10+	3-
STATE POLICE	76	27	62	89	3	3	1	2	0	47	32	1
	75	37	70	107	3	1	1	3	13	55	29	2
	CHANGE	10-	8-	18-	0	2+	0	1-	13-	8-	3+	1-
MUNICIPAL	76	207	243	450	1	0	1	3	14	47	365	19
	75	154	244	398	3	0	0	20	22	95	224	34
	CHANGE	53+	1-	52+	2-	0	1+	17-	8-	48-	141+	15-
BECKLEY PD	76	207	238	445	1	0	1	3	13	43	365	19
	75	150	241	391	3	0	0	20	22	90	222	34
	CHANGE	57+	3-	54+	2-	0	1+	17-	9-	47-	143+	15-

		PART I ARRESTS BY CHARGE AND AGENCY TYPE											
		JUVENILE	ADULTS	UNKNOWN TOTAL	CRIMINAL MURDER	HOMICIDE NEG MANSL	FORCIBLE RAPE	ROBBERY	AGGRAV ASSAULT	BURGLARY	LARCENY	AUTO THEFT	
MABSCOTT PD	76	0	1	1	0	0	0	0	1	0	0	0	
	75	0	2	2	0	0	0	0	0	0	2	0	
	CHANGE	0	1-	1-	0	0	0	0	1+	0	2-	0	
SOPHIA PD	76	0	4	4	0	0	0	0	0	4	0	0	
	75	4	1	5	0	0	0	0	0	5	0	0	
	CHANGE	4-	3+	1-	0	0	0	0	0	1-	0	0	
RHODELL PD	76	0	0	0	0	0	0	0	0	0	0	0	
	75	0	0	0	0	0	0	0	0	0	0	0	
	CHANGE	0	0	0	0	0	0	0	0	0	0	0	

RANDOLPH CTY	TOTAL	76	49	57	106	2	0	2	2	0	42	51	7
	75	20	52	72	0	0	0	8	0	31	26	3	
	CHANGE	29+	5+	34+	2+	0	2+	6-	4-	11+	25+	4+	

	RURAL	76	45	55	100	2	0	2	2	0	36	51	7
	75	19	50	69	0	0	0	8	4	29	25	3	
	CHANGE	26+	5+	31+	2+	0	2+	6-	4-	7+	26+	4+	
	SHERIFF	76	7	3	10	0	0	0	0	4	3	3	
	75	2	7	9	0	0	0	6	0	0	2	1	
	CHANGE	5+	4-	1+	0	0	0	6-	0	4+	1+	2+	
	STATE POLICE	76	38	52	90	2	0	2	2	0	32	48	4
	75	17	43	60	0	0	0	2	4	29	23	2	
	CHANGE	21+	9+	30+	2+	0	2+	0	4-	3+	25+	2+	
	MUNICIPAL	76	4	2	6	0	0	0	0	6	0	0	
	75	1	2	3	0	0	0	0	2	1	0		
	CHANGE	3+	0	3+	0	0	0	0	4+	1-	0		
	ELKINS PD	76	4	2	6	0	0	0	0	6	0	0	
	75	1	2	3	0	0	0	0	2	1	0		
	CHANGE	3+	0	3+	0	0	0	0	4+	1-	0		
	MILL CREEK PD	76	0	0	0	0	0	0	0	0	0	0	
	75	0	0	0	0	0	0	0	0	0	0		
	CHANGE	0	0	0	0	0	0	0	0	0	0		

RITCHIE CTY	TOTAL	76	8	14	22	0	0	0	1	0	11	9	1
	75	10	14	24	0	0	2	1	5	9	7	0	
	CHANGE	2-	0	2-	0	0	2-	0	5-	2+	2+	1+	

	RURAL	76	8	14	22	0	0	0	1	0	11	9	1
	75	10	14	24	0	0	2	1	5	9	7	0	
	CHANGE	2-	0	2-	0	0	2-	0	5-	2+	2+	1+	
	SHERIFF	76	0	1	1	0	0	0	0	0	1	0	
	75	0	1	1	0	0	0	0	1	0	0		
	CHANGE	0	0	0	0	0	0	0	1-	0	1+		
	STATE POLICE	76	8	13	21	0	0	0	1	0	11	8	
	75	10	13	23	0	0	2	1	4	9	7		
	CHANGE	2-	0	2-	0	0	2-	0	4-	2+	1+		
	MUNICIPAL	76	0	0	0	0	0	0	0	0	0		
	75	0	0	0	0	0	0	0	0	0			
	CHANGE	0	0	0	0	0	0	0	0	0			
	PENNSBORO PD	76	0	0	0	0	0	0	0	0	0		
	75	0	0	0	0	0	0	0	0	0			
	CHANGE	0	0	0	0	0	0	0	0	0			
	CAIRO PD	76	0	0	0	0	0	0	0	0	0		
	75	0	0	0	0	0	0	0	0	0			
	CHANGE	0	0	0	0	0	0	0	0	0			

ROANE CTY	TOTAL	76	13	41	54	1	0	2	0	13	23	2	
	75	18	38	56	0	1	0	2	3	22	25	3	
	CHANGE	5-	3+	2-	1+	1-	2+	2-	10+	9-	2-		

	RURAL	76	8	26	34	1	0	2	0	6	9	14	
	75	9	30	39	0	1	0	0	1	16	19		
	CHANGE	1-	4-	5-	1+	1-	2+	0	5+	7-	5-		
	SHERIFF	76	3	10	13	0	0	1	0	3	5	2	
	75	0	5	5	0	0	0	0	0	1	3		
	CHANGE	3+	5+	8+	0	0	1+	0	3+	4+	1-		
	STATE POLICE	76	5	16	21	1	0	1	0	3	4	0	
	75	9	25	34	0	1	0	0	1	15	16		
	CHANGE	4-	9-	13-	1+	1-	1+	0	2+	11-	4-		
	MUNICIPAL	76	5	15	20	0	0	0	0	7	4	0	
	75	9	8	17	0	0	0	2	2	6	6		
	CHANGE	4-	7+	3+	0	0	0	2-	5+	2-	3+		
	SPENCER PD	76	5	15	20	0	0	0	0	7	4	0	
	75	9	8	17	0	0	0	2	2	6	6		
	CHANGE	4-	7+	3+	0	0	0	2-	5+	2-	3+		

SUMMERS CTY	TOTAL	76	19	46	65	0	0	1	4	5	28	24	
	75	6	26	32	0	0	0	3	4	14	6		
	CHANGE	13+	20+	33+	0	0	1+	1+	1+	14+	18+		

	RURAL	76	7	29	36	0	0	0	0	1	27	6	
	75	6	23	29	0	0	0	3	3	14	5		
	CHANGE	1+	6+	7+	0	0	0	3-	3-	13+	1+		
	SHERIFF	76	0	1	1	0	0	0	0	1	0		
	75	0	0	0	0	0	0	0	0	0			
	CHANGE	0	1+	1+	0	0	0	0	0	1+	0		

PART I ARRESTS BY CHARGE AND AGENCY TYPE

		JUVENILE	ADULTS	GRAND TOTAL	CRIMINAL MURDER	HOMICIDE NEG	FORCIBLE RAPE	ROBBERY	AGGRAV ASSAULT	BURGLARY	LARCENY	AUTO THEFT
STATE POLICE	76	7	28	35	0	0	0	0	1	26	6	2
	75	6	23	29	0	0	0	3	3	14	5	4
	CHANGE	1+	5+	6+	0	0	0	3-	2-	12+	1+	2-
MUNICIPAL	76	12	17	29	0	0	1	4	4	1	18	1
	75	0	3	3	0	0	0	0	1	0	1	1
	CHANGE	12+	14+	26+	0	0	1+	4+	3+	1+	17+	0
HINTON PD	76	12	17	29	0	0	1	4	4	1	18	1
	75	0	3	3	0	0	0	0	1	0	1	1
	CHANGE	12+	14+	26+	0	0	1+	4+	3+	1+	17+	0

TAYLOR CTY	TOTAL	76	22	35	57	0	0	2	2	10	15	6
	75	32	34	66	0	0	1	3	7	23	23	9
	CHANGE	10-	1+	9-	0	0	1+	1-	3+	8-	1-	3-

RURAL	76	17	25	42	0	0	2	2	8	10	16	4
	75	24	29	53	0	0	1	3	6	10	19	6
	CHANGE	7-	4-	11-	0	0	1+	1-	2+	8-	3-	2-
SHERIFF	76	1	14	15	0	0	2	2	3	2	5	1
	75	15	24	39	0	0	1	0	6	16	16	0
	CHANGE	14-	10-	24-	0	0	1+	2+	3-	14-	11-	1+
STATE POLICE	76	16	11	27	0	0	0	0	5	8	11	3
	75	9	5	14	0	0	0	3	0	2	3	6
	CHANGE	7+	6+	13+	0	0	0	3-	5+	6+	8+	3-
MUNICIPAL	76	5	10	15	0	0	0	0	2	5	6	2
	75	8	5	13	0	0	0	0	1	5	4	2
	CHANGE	3-	5+	2+	0	0	0	0	1+	0	2+	1-
GRAFTON PD	76	5	9	14	0	0	0	0	1	5	6	2
	75	8	5	13	0	0	0	0	1	5	4	3
	CHANGE	3-	4+	1+	0	0	0	0	0	0	2+	1-
FLEMINGTON PD	76	0	1	1	0	0	0	0	1	0	0	0
	75	0	0	0	0	0	0	0	0	0	0	0
	CHANGE	0	1+	1+	0	0	0	0	1+	0	0	0

TUCKER CTY	TOTAL	76	3	30	33	0	1	0	0	9	23	0
	75	3	21	24	0	0	0	0	2	6	15	1
	CHANGE	0	9+	9+	0	1+	0	0	2-	3+	8+	1-

RURAL	76	3	27	30	0	1	0	0	0	9	20	0
	75	2	14	16	0	0	0	0	2	6	7	1
	CHANGE	1+	13+	14+	0	1+	0	0	2-	3+	13+	1-
SHERIFF	76	0	0	0	0	0	0	0	0	0	0	0
	75	2	0	2	0	0	0	0	0	0	2	0
	CHANGE	2-	0	2-	0	0	0	0	0	0	2-	0
STATE POLICE	76	3	27	30	0	1	0	0	0	9	20	0
	75	0	14	14	0	0	0	0	2	6	5	1
	CHANGE	3+	13+	16+	0	1+	0	0	2-	3+	15+	1-
MUNICIPAL	76	0	3	3	0	0	0	0	0	0	3	0
	75	1	7	8	0	0	0	0	0	0	8	0
	CHANGE	1-	4-	5-	0	0	0	0	0	0	5-	0
PARSONS PD	76	0	3	3	0	0	0	0	0	0	3	0
	75	1	7	8	0	0	0	0	0	0	8	0
	CHANGE	1-	4-	5-	0	0	0	0	0	0	5-	0
THOMAS PD	76	0	0	0	0	0	0	0	0	0	0	0
	75	0	0	0	0	0	0	0	0	0	0	0
	CHANGE	0	0	0	0	0	0	0	0	0	0	0

TYLER CTY	TOTAL	76	17	23	40	0	0	0	2	0	9	3
	75	11	10	21	0	0	0	1	3	6	10	1
	CHANGE	6+	13+	19+	0	0	0	1+	3-	20+	1-	2+

RURAL	76	6	16	22	0	0	0	0	0	20	0	2
	75	2	6	8	0	0	0	0	2	1	4	1
	CHANGE	4+	10+	14+	0	0	0	0	2-	19+	4-	1+
SHERIFF	76	0	3	3	0	0	0	0	0	3	0	0
	75	0	0	0	0	0	0	0	0	0	0	0
	CHANGE	0	3+	3+	0	0	0	0	0	3+	0	0
STATE POLICE	76	6	13	19	0	0	0	0	0	17	0	2
	75	2	6	8	0	0	0	0	2	1	4	1
	CHANGE	4+	7+	11+	0	0	0	0	2-	16+	4-	1+
MUNICIPAL	76	11	7	18	0	0	0	2	0	6	9	1
	75	9	4	13	0	0	0	1	1	5	6	0
	CHANGE	2+	3+	5+	0	0	0	1+	1-	1+	3+	1+
PADEN CITY PD	76	6	6	12	0	0	0	2	0	3	7	0
	75	0	2	2	0	0	0	0	0	0	2	0
	CHANGE	6+	4+	10+	0	0	0	2+	0	3+	5+	0
SISTERSVILLE PD	76	5	1	6	0	0	0	0	0	3	2	1
	75	9	1	10	0	0	0	0	1	5	4	0
	CHANGE	4-	0	4-	0	0	0	0	1-	2-	2-	1+
MIDDLEBOURNE PD	76	0	0	0	0	0	0	0	0	0	0	0
	75	0	1	1	0	0	0	1	0	0	0	0
	CHANGE	0	1-	1-	0	0	0	1-	0	0	0	0

UPSHUR CTY	TOTAL	76	53	72	125	0	0	4	4	38	58	20
	75	27	57	84	0	0	0	1	2	19	60	2
	CHANGE	26+	15+	41+	0	0	4+	3+	1-	19+	2-	18+

PART I ARRESTS BY CHARGE AND AGENCY TYPE

		JUVENILE	ADULTS	GRAND TOTAL	CRIMINAL MURDER	HOMICIDE NEG	FORCIBLE RAPE	ROBBERY	AGGRAV ASSAULT	BURGLARY	LARCENY	AUTO THEFT	
RURAL	76	44	57	101	0	0	2	4	1	33	45	16	
	75	26	55	81	0	0	0	1	2	19	57	2	
	CHANGE	18+	2+	20+	0	0	2+	3+	1-	14+	12-	14+	
SHERIFF	76	6	9	15	0	0	0	2	0	5	2	6	
	75	0	3	3	0	0	0	0	1	0	2	0	
	CHANGE	6+	6+	12+	0	0	0	2+	1-	5+	0	6+	
STATE POLICE	76	38	48	86	0	0	2	2	1	28	43	10	
	75	26	52	78	0	0	0	1	1	19	55	2	
	CHANGE	12+	4-	6+	0	0	2+	1+	0	9+	12-	8+	
MUNICIPAL	76	9	15	24	0	0	2	0	0	5	13	4	
	75	1	2	3	0	0	0	0	0	0	3	0	
	CHANGE	8+	13+	21+	0	0	2+	0	0	5+	10+	4+	
BUCKHANNON PD	76	9	15	24	0	0	2	0	0	5	13	4	
	75	1	2	3	0	0	0	0	0	0	3	0	
	CHANGE	8+	13+	21+	0	0	2+	0	0	5+	10+	4+	

WAYNE CTY	TOTAL	76	60	58	118	1	1	0	5	7	53	36	15
	75	41	51	92	2	0	1	6	13	37	26	7	
	CHANGE	19+	7+	26+	1-	1+	1-	1-	6-	16+	10+	8+	

RURAL	76	22	34	56	0	1	0	2	6	25	15	7	
	75	28	32	60	2	0	1	4	7	27	13	6	
	CHANGE	6-	2+	4-	2-	1+	1-	2-	1-	2-	2+	1+	
SHERIFF	76	8	12	20	0	0	0	0	2	4	9	5	
	75	12	15	27	1	0	1	0	5	15	5	0	
	CHANGE	4-	3-	7-	1-	0	1-	0	3-	11-	4+	5+	
STATE POLICE	76	14	22	36	0	1	0	2	4	21	6	2	
	75	16	17	33	1	0	0	4	2	12	8	6	
	CHANGE	2-	5+	3+	1-	1+	0	2-	2+	9+	2-	4-	
MUNICIPAL	76	38	24	62	1	0	0	3	1	28	21	8	
	75	13	19	32	0	0	0	2	6	10	13	1	
	CHANGE	25+	5+	30+	1+	0	0	1+	5-	18+	8+	7+	
CEREDO PD	76	7	13	20	0	0	0	1	1	7	10	1	
	75	2	8	10	0	0	0	0	1	1	7	1	
	CHANGE	5+	5+	10+	0	0	0	1+	0	6+	3+	0	
KENOVA PD	76	31	10	41	1	0	0	2	0	21	10	7	
	75	9	6	15	0	0	0	2	0	9	4	0	
	CHANGE	22+	4+	26+	1+	0	0	0	0	12+	6+	7+	
WAYNE PD	76	0	0	0	0	0	0	0	0	0	0	0	
	75	0	0	0	0	0	0	0	0	0	0	0	
	CHANGE	0	0	0	0	0	0	0	0	0	0	0	
FORT GAY PD	76	0	1	1	0	0	0	0	0	0	1	0	
	75	2	5	7	0	0	0	0	5	0	2	0	
	CHANGE	2-	4-	6-	0	0	0	0	5-	0	1-	0	

WEBSTER CTY	TOTAL	76	13	45	58	1	1	2	0	14	19	2	
	75	14	52	66	1	0	1	0	9	37	11	7	
	CHANGE	1-	7-	8-	0	1+	1+	0	5+	18-	8+	5-	

RURAL	76	10	43	53	1	1	2	0	14	17	18	0	
	75	14	52	66	1	0	1	0	9	37	11	7	
	CHANGE	4-	9-	13-	0	1+	1+	0	5+	20-	7+	7-	
SHERIFF	76	1	1	2	0	0	0	0	0	2	0	0	
	75	3	21	24	0	0	0	0	3	15	3	3	
	CHANGE	2-	20-	22-	0	0	0	0	3-	13-	3-	3-	
STATE POLICE	76	9	42	51	1	1	2	0	14	15	18	0	
	75	11	31	42	1	0	1	0	6	22	8	4	
	CHANGE	2-	11+	9+	0	1+	1+	0	8+	7-	10+	4-	
MUNICIPAL	76	3	2	5	0	0	0	0	0	2	1	2	
	75	0	0	0	0	0	0	0	0	0	0	0	
	CHANGE	3+	2+	5+	0	0	0	0	0	2+	1+	2+	
WEBSTER SPRINGS PD	76	0	0	0	0	0	0	0	0	0	0	0	
	75	0	0	0	0	0	0	0	0	0	0	0	
	CHANGE	0	0	0	0	0	0	0	0	0	0	0	
COMEN PD	76	3	2	5	0	0	0	0	0	2	1	2	
	75	0	0	0	0	0	0	0	0	0	0	0	
	CHANGE	3+	2+	5+	0	0	0	0	0	2+	1+	2+	

WETZEL CTY	TOTAL	76	37	70	107	0	0	0	5	7	37	55	3
	75	10	45	55	0	0	0	1	4	19	25	6	
	CHANGE	27+	25+	52+	0	0	0	4+	3+	18+	30+	3-	

RURAL	76	13	35	48	0	0	0	3	7	24	11	3	
	75	2	18	20	0	0	0	1	4	10	5	0	
	CHANGE	11+	17+	28+	0	0	0	2+	3+	14+	6+	3+	
SHERIFF	76	11	20	31	0	0	0	1	4	18	6	2	
	75	0	11	11	0	0	0	0	3	8	0	0	
	CHANGE	11+	9+	20+	0	0	0	1+	1+	10+	6+	2+	
STATE POLICE	76	2	15	17	0	0	0	2	3	6	5	1	
	75	2	7	9	0	0	0	1	1	2	5	0	
	CHANGE	0	8+	8+	0	0	0	1+	2+	4+	0	1+	
MUNICIPAL	76	24	35	59	0	0	0	2	0	13	44	0	
	75	8	27	35	0	0	0	0	0	9	20	6	
	CHANGE	16+	8+	24+	0	0	0	2+	0	4+	24+	6-	

		PART I OFFENSES BY CHARGE AND AGENCY TYPE											
		JUVENILE	ADULTS	GRAND TOTAL	CRIMINAL MURDER	HOMICIDE NEG MANSL	FJRCIBLE RAPE	ROBBERY	AGGRAV ASSAULT	BURGLARY	LARCENY	AUTO THEFT	
HUNDRED PD	76	0	0	0	0	0	0	0	0	0	0	0	
	75	0	0	0	0	0	0	0	0	0	0	0	
	CHANGE	0	0	0	0	0	0	0	0	0	0	0	
NEW MARTINSVILLE PD	76	24	35	57	0	0	0	2	0	11	44	0	
	75	8	27	35	0	0	0	0	0	9	20	6	
	CHANGE	14+	8+	22+	0	0	0	2+	0	2+	24+	6-	
PINE GROVE PD	76	2	0	2	0	0	0	0	0	2	0	0	
	75	0	0	0	0	0	0	0	0	0	0	0	
	CHANGE	2+	0	2+	0	0	0	0	0	2+	0	0	
SMITHFIELD PD	76	0	0	0	0	0	0	0	0	0	0	0	
	75	0	0	0	0	0	0	0	0	0	0	0	
	CHANGE	0	0	0	0	0	0	0	0	0	0	0	

WIRT CTY	TOTAL	76	7	7	0	0	0	0	0	2	5	0	
	75	8	6	14	0	0	0	0	0	6	6	2	
	CHANGE	8-	1+	7-	0	0	0	0	0	4-	1-	2-	

PUKAL	76	0	7	7	0	0	0	0	0	2	5	0	
	75	0	6	14	0	0	0	0	0	6	6	2	
	CHANGE	8-	1+	7-	0	0	0	0	0	4-	1-	2-	
SHERIFF	76	0	0	0	0	0	0	0	0	0	0	0	
	75	0	0	0	0	0	0	0	0	0	0	0	
	CHANGE	0	0	0	0	0	0	0	0	0	0	0	
STATE POLICE	76	0	7	7	0	0	0	0	0	2	5	0	
	75	8	6	14	0	0	0	0	0	6	6	2	
	CHANGE	8-	1+	7-	0	0	0	0	0	4-	1-	2-	
MUNICIPAL	76	0	0	0	0	0	0	0	0	0	0	0	
	75	0	0	0	0	0	0	0	0	0	0	0	
	CHANGE	0	0	0	0	0	0	0	0	0	0	0	
ELIZABETH PD	76	0	0	0	0	0	0	0	0	0	0	0	
	75	0	0	0	0	0	0	0	0	0	0	0	
	CHANGE	0	0	0	0	0	0	0	0	0	0	0	

WOOD CTY	TOTAL	76	267	317	584	3	1	7	15	23	90	422	
	75	233	277	510	6	3	0	25	13	123	308	23	
	CHANGE	34+	-40+	7+	3-	2-	7+	10-	10+	33-	11+	9-	

RURAL	76	22	51	73	3	1	4	3	11	27	20	4	
	75	35	109	144	4	3	0	13	7	51	53	13	
	CHANGE	13-	58-	71-	1-	2-	4+	10-	4+	24-	33-	9-	
SHERIFF	76	5	36	41	2	0	3	1	3	18	13	1	
	75	4	43	47	2	0	0	5	5	16	17	2	
	CHANGE	1+	7-	6-	0	0	3+	4-	2-	2+	4-	1-	
STATE POLICE	76	17	15	32	1	1	1	2	8	9	7	3	
	75	31	66	97	2	3	0	8	2	35	36	11	
	CHANGE	14-	51-	65-	1-	2-	1+	6-	6+	26-	29-	8-	
MUNICIPAL	76	245	266	511	0	0	3	12	12	63	402	19	
	75	198	168	366	2	0	0	12	6	72	255	19	
	CHANGE	47+	98+	145+	2-	0	3+	0	6+	9-	147+	0	
PARKERSBURG PD	76	106	164	270	0	0	3	12	9	57	170	19	
	75	104	117	221	2	0	0	12	4	67	117	19	
	CHANGE	2+	47+	49+	2-	0	3+	0	5+	10-	53+	0	
VIENNA PD	76	134	102	236	0	0	0	0	3	2	231	0	
	75	91	49	140	0	0	0	0	2	3	135	0	
	CHANGE	43+	53+	96+	0	0	0	0	1+	1-	96+	0	
WILLIAMSTOWN PD	76	5	0	5	0	0	0	0	0	4	1	0	
	75	3	2	5	0	0	0	0	0	2	3	0	
	CHANGE	2+	2-	0	0	0	0	0	0	2+	2-	0	

WYOMING CTY	TOTAL	76	21	51	72	2	0	0	9	28	28	5	
	75	15	45	60	2	3	1	0	5	31	18	0	
	CHANGE	6+	6+	12+	0	3-	1-	0	4+	3-	10+	5+	

RURAL	76	11	41	52	2	0	0	0	7	20	18	5	
	75	8	42	50	2	3	1	0	4	28	12	0	
	CHANGE	3+	1-	2+	0	3-	1-	0	3+	8-	6+	5+	
SHERIFF	76	4	8	12	1	0	0	0	1	0	9	1	
	75	2	12	14	1	0	1	0	1	9	2	0	
	CHANGE	2+	4-	2-	0	0	1-	0	0	9-	7+	1+	
STATE POLICE	76	7	33	40	1	0	0	0	6	20	9	4	
	75	6	30	36	1	3	0	0	3	19	10	0	
	CHANGE	1+	3+	4+	0	3-	0	0	3+	1+	1-	4+	
MUNICIPAL	76	10	10	20	0	0	0	0	2	8	10	0	
	75	7	3	10	0	0	0	0	1	3	6	0	
	CHANGE	3+	7+	10+	0	0	0	0	1+	5+	4+	0	
MULLENS PD	76	0	0	0	0	0	0	0	0	0	0	0	
	75	0	0	0	0	0	0	0	0	0	0	0	
	CHANGE	0	0	0	0	0	0	0	0	0	0	0	
PINEVILLE PD	76	7	1	8	0	0	0	0	1	3	4	0	
	75	0	0	0	0	0	0	0	0	0	0	0	
	CHANGE	7+	1+	8+	0	0	0	0	1+	3+	4+	0	
UCEANA PD	76	3	9	12	0	0	0	0	1	5	6	0	
	75	7	3	10	0	0	0	0	1	3	6	0	
	CHANGE	4-	6+	2+	0	0	0	0	0	2+	0	0	



PART II ARRESTS BY CHARGE AND AGENCY TYPE

The report in this section details the number of persons arrested for Part II Offenses for the reporting periods of 1975 and 1976. Definitions for each of the Part II Offenses may be found in this book in the Table of Contents under the category entitled "Classification of Offenses."

PART II ARRESTS BY CHANGE AND AGENCY TYPE
 JUVENILE ADULTS GRAND OTHER ANSUN FUGITRY FRAUD EMBEZZLE STOLFN VANDAL ILLEGAL
 TOTAL ASSAULTS

		76	75	CHANGE	76	75	CHANGE	76	75	CHANGE	76	75	CHANGE	76	75	CHANGE	76	75	CHANGE	76	75	CHANGE	76	75	CHANGE	76	75	CHANGE	76	75	CHANGE	76	75	CHANGE	76	75	CHANGE	76	75	CHANGE	76	75	CHANGE	76	75	CHANGE
WEST VIRGINIA TOTAL		76	6019	6250+	68526	3116	06	421	2472	29	433	940	1042																																	
		75	6066	6540+	71470	3273	148	437	1996	39	369	896	1144																																	
CHANGE		47-	547+	2944-	2944-	157-	82-	16-	476+	10-	64+	44+	102-																																	
RURAL		76	2396	29760	32156	1710	43	244	2266	25	234	431	593																																	
		75	2355	32474	34829	2060	45	254	1797	25	197	449	647																																	
CHANGE		41+	2714-	2673-	350-	32-	10-	489+	0	37+	18-	54-																																		
SHERIFF'S		76	1323	12859	14182	669	47	69	463	11	84	149	180																																	
		75	1175	13889	15064	785	46	78	259	6	72	110	171																																	
CHANGE		148+	1030-	882-	116-	9-	9-	204+	5+	12+	39+	9+																																		
STATE POLICE		76	1073	16961	17974	1041	46	175	1823	14	150	282	413																																	
		75	1160	18585	19765	1275	49	176	1538	19	125	339	476																																	
CHANGE		107-	1684-	1791-	234-	23-	1-	285+	5-	25+	57-	63-																																		
MUNICIPAL		76	3623	32747	36370	1406	45	177	186	4	199	509	449																																	
		75	3711	32930	36641	1213	43	183	199	14	172	447	497																																	
CHANGE		88-	183-	271-	193+	2+	6-	13-	10-	27+	62+	48-																																		
BARBOUR CTY TOTAL		76	28	596	626	14	0	2	218	0	1	3	0																																	
		75	26	453	475	12	2	7	80	0	0	1	4																																	
CHANGE		2+	145+	147+	2+	2-	5-	138+	0	1+	2+	4-																																		
RURAL		76	28	382	410	14	0	2	218	0	1	3	0																																	
		75	19	254	273	12	2	7	80	0	0	1	4																																	
CHANGE		9+	128+	137+	2+	2-	5-	138+	0	1+	2+	4-																																		
SHERIFF		76	14	252	266	12	0	0	158	0	0	2	0																																	
		75	15	86	101	1	2	7	12	0	0	1	0																																	
CHANGE		1-	166+	165+	11+	2-	7-	146+	0	0	1+	0																																		
STATE POLICE		76	14	130	144	2	0	2	60	0	1	1	0																																	
		75	4	168	172	11	0	0	68	0	0	0	4																																	
CHANGE		10+	38-	28-	9-	0	2+	8-	0	1+	1+	4-																																		
MUNICIPAL		76	0	216	216	0	0	0	0	0	0	0	0																																	
		75	7	199	206	0	0	0	0	0	0	0	0																																	
CHANGE		7-	17+	10+	0	0	0	0	0	0	0	0																																		
BELINGTON PD		76	0	81	81	0	0	0	0	0	0	0	0																																	
		75	6	88	94	0	0	0	0	0	0	0	0																																	
CHANGE		6-	7-	13-	0	0	0	0	0	0	0	0																																		
PHILIPPI PD		76	0	135	135	0	0	0	0	0	0	0	0																																	
		75	1	111	112	0	0	0	0	0	0	0	0																																	
CHANGE		1-	24+	23+	0	0	0	0	0	0	0	0																																		
BERKELEY CTY TOTAL		76	285	1466	1751	93	5	16	20	2	1	37	37																																	
		75	227	1526	1753	117	17	22	29	0	1	33	34																																	
CHANGE		56+	60-	2-	24-	12-	6-	9-	2+	0	4+	3+																																		
RURAL		76	55	574	629	53	2	8	12	2	0	10	22																																	
		75	42	602	644	69	10	9	12	0	1	10	19																																	
CHANGE		13+	28-	15-	16-	8-	1-	0	2+	1-	0	3+																																		
SHERIFF		76	43	400	443	32	2	6	3	2	0	7	16																																	
		75	27	381	408	38	10	4	2	0	0	10	9																																	
CHANGE		16+	19+	35+	6-	8-	2+	1+	2+	0	3-	7+																																		
STATE POLICE		76	12	174	186	21	0	2	9	0	0	3	6																																	
		75	15	221	236	31	0	5	10	0	1	0	10																																	
CHANGE		3-	47-	50-	10-	0	3-	1-	0	1-	3+	4-																																		
MUNICIPAL		76	230	892	1122	40	3	8	8	0	1	27	15																																	
		75	185	924	1109	48	7	13	17	0	0	23	15																																	
CHANGE		45+	32-	13+	8-	4-	5-	9-	0	1+	4+	0																																		
MARTINSBURG PD		76	230	892	1122	40	3	8	8	0	1	27	15																																	
		75	185	924	1109	48	7	13	17	0	0	23	15																																	
CHANGE		45+	32-	13+	8-	4-	5-	9-	0	1+	4+	0																																		
BOONE CTY TOTAL		76	66	1093	1159	54	0	4	0	0	3	3	14																																	
		75	119	1143	1262	51	0	2	11	0	0	28	8																																	
CHANGE		53-	50-	103-	3+	0	2+	11-	0	3+	25-	6+																																		
RURAL		76	49	906	955	53	0	4	0	0	2	2	14																																	
		75	32	908	940	48	0	1	11	0	0	3	7																																	
CHANGE		17+	2-	15+	5+	0	3+	11-	0	2+	1-	7+																																		
SHERIFF		76	29	478	507	43	0	0	0	0	0	0	5																																	
		75	18	675	693	46	0	0	0	0	0	0	4																																	
CHANGE		11+	197-	186-	3-	0	0	0	0	0	0	1+																																		
STATE POLICE		76	20	428	448	10	0	4	0	0	2	2	9																																	
		75	14	233	247	2	0	1	11	0	0	3	3																																	
CHANGE		6+	195+	201+	8+	0	3+	11-	0	2+	1-	6+																																		
MUNICIPAL		76	17	187	204	1	0	0	0	0	1	1	0																																	
		75	87	235	322	3	0	1	0	0	0	25	1																																	
CHANGE		70-	46-	118-	2-	0	1-	0	0	1+	24-	1-																																		
MADISON PD		76	16	153	164	1	0	0	0	0	1	0	0																																	
		75	86	215	301	2	0	1	0	0	0	25	1																																	
CHANGE		70-	62-	132-	1-	0	1-	0	0	1+	25-	1-																																		
WHITESVILLE PD		76	1	34	35	0	0	0	0	0	0	1	0																																	
		75	1	20	21	1	0	0	0	0	0	0	0																																	
CHANGE		0	14+	14+	1-	0	0	0	0	0	1+	0																																		
BRAXTON CTY TOTAL		76	44	574	618	27	0	3	0	0	9	3	2																																	
		75	21	475	496	14	1	4	0	0	0	7	7																																	
CHANGE		23+	99+	122+	13+	1-	1-	0	0	9+	4-	5-																																		

CRIM VICE	SEX OFFENSES	NARCOTIC AND DRUG	PART II GAMBLING	FAMILY OFFENSES	DRIVING UND INFL	LIQUOR LAWS	AND AGGRAVATED DRUNKENNESS	DISORDERLY CONDUCT	VAGRANCY	OTHER OFFENSES	SUSPICION	CURFEW LOITER	RUN-AWAYS
153	140	197+	365	843	5067	568	371.6	2057	96	9841	0	513	1172
116	224	2059	272	863	4904	606	394.1	2050	85	10709	0	648	1211
37+	44-	85-	93+	40-	163+	38-	227.5-	7+	11+	868-	0	135-	39-
94	79	936	110	625	2659	235	135.2	167	15	7410	0	31	707
23	115	1168	64	782	2636	254	157.4	166	29	7560	0	50	704
71+	36-	232-	46+	157-	23+	19-	22.2-	1+	14-	150-	0	19-	3+
11	31	459	0	276	1016	115	64.7	123	11	3144	0	31	376
1	45	546	2	412	945	105	76.4	91	11	3351	0	39	365
10+	14-	87-	2-	136-	71+	10+	6.7-	32+	0	207-	0	8-	11+
8J	48	477	110	349	1643	120	65.5	44	4	4266	0	0	331
22	70	622	62	370	1691	149	81.0	75	18	4209	0	11	339
61+	22-	145-	48+	21-	48-	29-	15.5-	31-	14-	57+	0	11-	8-
59	101	1038	255	218	2408	333	236.4	1890	81	2431	0	482	465
93	109	891	208	101	2268	352	236.7	1864	56	3149	0	598	507
34-	8-	147+	47+	117+	140+	19-	2.3-	6+	25+	718-	0	116-	42-
0	2	7	0	7	104	0	1.6	1	0	100	0	0	11
0	0	10	0	1	42	3	2.4	4	4	97	0	0	8
0	2+	3-	0	6+	62+	3-	48-	3-	4-	3+	0	0	3+
0	2	7	0	7	30	0	5.9	0	0	56	0	0	11
0	0	8	0	1	21	1	6.6	1	0	41	0	0	8
0	2+	1-	0	6+	9+	1-	2.7-	1-	0	15+	0	0	3+
0	0	6	0	2	10	0	3.3	0	0	35	0	0	8
0	0	4	0	1	8	1	3.5	0	0	24	0	0	5
0	0	2+	0	1+	2+	1-	2-	0	0	11+	0	0	3+
0	2	1	0	5	20	0	2.6	0	0	21	0	0	3
0	0	4	0	0	13	0	9.1	1	0	17	0	0	3
0	2+	3-	0	5+	7+	0	2.5-	1-	0	4+	0	0	0
0	0	0	0	0	74	0	9.7	1	0	44	0	0	0
0	0	2	0	0	21	2	11.8	3	4	56	0	0	0
0	0	2-	0	0	53+	2-	2.1-	2-	4-	12-	0	0	0
0	0	0	0	0	8	0	3.3	1	0	39	0	0	0
0	0	0	0	0	9	0	4.1	0	0	44	0	0	0
0	0	0	0	0	1-	0	8-	1+	0	5-	0	0	0
0	0	0	0	0	66	0	6.4	0	0	5	0	0	0
0	0	2	0	0	12	2	7.7	3	4	12	0	0	0
0	0	2-	0	0	54+	2-	1.3-	3-	4-	7-	0	0	0
0	2	31	0	0	109	2	9.28	34	0	392	0	38	44
0	5	36	0	0	105	7	9.1	25	0	346	0	23	32
0	3-	5-	0	0	4+	5-	7+	9+	0	6+	0	15+	12+
0	1	18	0	0	76	0	2.7	0	0	139	0	0	9
0	1	15	0	0	74	0	3.11	0	0	104	0	0	9
0	0	3+	0	0	2+	0	3.4-	0	0	35+	0	0	0
0	0	16	0	0	30	0	2.18	0	0	108	0	0	3
0	0	8	0	0	22	0	2.16	0	0	83	0	0	6
0	0	8+	0	0	8+	0	2+	0	0	25+	0	0	3-
0	1	2	0	0	46	0	5.9	0	0	31	0	0	6
0	1	7	0	0	52	0	9.5	0	0	21	0	0	3
0	0	5-	0	0	6-	0	3.6-	0	0	10+	0	0	3+
0	1	13	0	0	33	2	6.1	34	0	213	0	38	35
0	4	21	0	0	31	7	6.10	25	0	242	0	23	23
0	3-	8-	0	0	2+	5-	4.1+	9+	0	29-	0	15+	12+
0	1	13	0	0	33	2	6.1	34	0	213	0	38	35
0	4	21	0	0	31	7	6.10	25	0	242	0	23	23
0	3-	8-	0	0	2+	5-	4.1+	9+	0	29-	0	15+	12+
0	0	20	0	3	85	1	7.5	31	0	214	0	4	18
0	1	23	0	5	123	8	6.6	6	2	97	0	25	6
0	1-	3-	0	2-	38-	7-	16.1-	25+	2-	117+	0	21-	12+
0	0	20	0	1	80	1	5.25	26	0	211	0	0	16
0	1	21	0	4	101	1	6.45	0	0	93	0	0	4
0	1-	1-	0	3-	21-	0	12.0-	26+	0	118+	0	0	12+
0	0	16	0	0	67	0	3.6	26	0	5	0	0	9
0	0	16	0	0	73	0	4.60	0	0	74	0	0	0
0	0	0	0	0	6-	0	14.4-	26+	0	69-	0	0	9+
0	0	4	0	1	13	1	18.9	0	0	206	0	0	7
0	1	5	0	4	28	1	16.5	0	0	19	0	0	4
0	1-	1-	0	3-	15-	0	2.4+	0	0	187+	0	0	3+
0	0	0	0	2	5	0	1.0	5	0	3	0	4	2
0	0	2	0	1	22	7	2.1	6	2	4	0	25	2
0	0	2-	0	1+	17-	7-	4.1-	1-	2-	1-	0	21-	0
0	0	0	0	1	5	0	1.2	0	0	3	0	4	2
0	0	2	0	1	19	7	2.5	5	2	4	0	25	2
0	0	2-	0	0	14-	7-	3.3-	5-	2-	1-	0	21-	0
0	0	0	0	1	0	0	4.8	5	0	0	0	0	0
0	0	0	0	0	3	0	1.6	1	0	0	0	0	0
0	0	0	0	1+	3-	0	1.2+	4+	0	0	0	0	0
J	0	20	0	5	43	0	3.4	34	2	122	0	2	12
U	0	1	0	8	55	7	2.70	18	0	98	0	0	6
0	0	19+	0	3-	12-	7-	6.4+	16+	2+	24+	0	2+	6+

PART II APRESTS BY CHARGE AND AGENCY TYPE

		JUVENILE	ADULTS	CFAND TOTAL	OTHER ASSAULTS	ANSON	FORGERY	FRAUD	EMBEZZLE	STOLEN PROPERTY	VANDAL	ILLEGAL WEAPONS

RURAL	76	26	251	277	27	0	3	0	0	9	3	1
	75	6	221	227	13	1	4	0	0	0	7	5
	CHANGE	20+	30+	50+	14+	1-	1-	0	0	9+	4-	4-
SHERIFF	76	5	64	69	1	0	1	0	0	0	0	0
	75	4	51	55	1	0	0	0	0	0	0	0
	CHANGE	1+	13+	14+	0	0	1+	0	0	0	0	0
STATE POLICE	76	21	187	208	26	0	2	0	0	9	3	1
	75	2	170	172	12	1	4	0	0	0	7	5
	CHANGE	19+	17+	36+	14+	1-	2-	0	0	9+	4-	4-
MUNICIPAL	76	18	323	341	0	0	0	0	0	0	0	1
	75	15	254	269	1	0	0	0	0	0	0	2
	CHANGE	3+	69+	72+	1-	0	0	0	0	0	0	1-
GASSAWAY PD	76	8	253	261	0	0	0	0	0	0	0	0
	75	12	190	202	1	0	0	0	0	0	0	2
	CHANGE	4-	63+	59+	1-	0	0	0	0	0	0	2-
SUTTON PD	76	2	48	50	0	0	0	0	0	0	0	0
	75	1	40	41	0	0	0	0	0	0	0	0
	CHANGE	1+	8+	9+	0	0	0	0	0	0	0	0
BURNSVILLE PD	76	8	22	30	0	0	0	0	0	0	0	1
	75	2	24	26	0	0	0	0	0	0	0	0
	CHANGE	6+	2-	4+	0	0	0	0	0	0	0	1+

BROOKE CTY TOTAL	76	27	266	293	38	0	1	4	0	6	0	3
	75	68	441	509	90	5	2	7	0	11	4	5
	CHANGE	41-	175-	216-	52-	5-	1-	3-	0	5-	4-	2-

RURAL	76	15	96	111	22	0	1	4	0	4	0	3
	75	49	231	280	43	4	2	5	0	9	2	5
	CHANGE	34-	135-	169-	21-	4-	1-	1-	0	5-	2-	2-
SHERIFF	76	15	76	91	22	0	1	4	0	2	0	3
	75	48	208	256	41	4	1	5	0	6	2	5
	CHANGE	33-	132-	165-	19-	4-	0	1-	0	4-	2-	2-
STATE POLICE	76	0	20	20	0	0	0	0	0	2	0	0
	75	1	23	24	2	0	1	0	0	3	0	0
	CHANGE	1-	3-	4-	2-	0	1-	0	0	1-	0	0
MUNICIPAL	76	12	170	182	16	0	0	0	0	2	0	0
	75	19	210	229	7	1	0	2	0	2	2	0
	CHANGE	7-	40-	47-	9+	1-	0	2-	0	0	2-	0
FOLLANSBEE PD	76	0	17	17	0	0	0	0	0	0	0	0
	75	3	59	62	0	0	0	0	0	0	0	0
	CHANGE	3-	42-	45-	0	0	0	0	0	0	0	0
WELLSBURG PD	76	12	153	165	16	0	0	0	0	2	0	0
	75	16	151	167	7	1	0	2	0	2	2	0
	CHANGE	4-	2+	2-	9+	1-	0	2-	0	0	2-	0

CABELL CTY TOTAL	76	935	5190	6125	327	12	62	112	2	63	192	121
	75	777	5334	6111	306	11	64	82	7	50	132	131
	CHANGE	158+	144-	14+	21+	1+	2-	30+	5-	13+	60+	10-

RURAL	76	263	1469	1732	81	3	9	53	2	20	62	38
	75	148	1469	1617	64	2	12	64	1	16	15	27
	CHANGE	115+	0	115+	17+	1+	3-	11-	1+	4+	47+	11+
SHERIFF	76	167	1174	1341	53	2	3	16	1	8	51	20
	75	97	976	1073	25	0	6	35	0	8	15	11
	CHANGE	70+	198+	268+	28+	2+	3-	19-	1+	0	36+	9+
STATE POLICE	76	96	295	391	28	1	6	37	1	12	11	18
	75	51	493	544	39	2	6	29	1	8	0	16
	CHANGE	45+	198-	153-	11-	1-	0	8+	0	4+	11+	2+
MUNICIPAL	76	672	3721	4393	246	9	53	59	0	43	130	83
	75	629	3865	4494	242	9	52	18	6	34	117	104
	CHANGE	43+	144-	101-	4+	0	1+	41+	6-	9+	13+	21-
BARBOURSVILLE PD	76	23	16	39	0	0	0	0	0	0	0	0
	75	13	30	43	1	0	0	0	0	2	0	0
	CHANGE	10+	14-	4-	1-	0	0	0	0	2-	0	0
HUNTINGTON PD	76	619	3535	4154	231	9	53	58	0	40	118	81
	75	581	3718	4299	234	9	49	18	6	30	117	103
	CHANGE	38+	183-	145-	3-	0	4+	40+	6-	10+	1+	22-
MILTON PD	76	30	127	157	3	0	0	1	0	0	10	0
	75	33	71	104	1	0	2	0	0	0	0	0
	CHANGE	3-	56+	53+	2+	0	2-	1+	0	0	10+	0
MU SECURITY POLICE	76	0	43	43	12	0	0	0	0	3	2	2
	75	2	46	48	6	0	1	0	0	2	0	1
	CHANGE	2-	3-	5-	6+	0	1-	0	0	1+	2+	1+

CALHOUN CTY TOTAL	76	6	138	144	9	0	5	31	0	1	9	3
	75	8	174	182	8	0	0	34	0	0	5	1
	CHANGE	2-	36-	38-	1+	0	5+	3-	0	1+	4+	2+

RURAL	76	5	120	125	9	0	3	31	0	1	9	3
	75	6	174	182	8	0	0	34	0	0	5	1
	CHANGE	3-	54-	57-	1+	0	3+	3-	0	1+	4+	2+
SHERIFF	76	0	10	10	1	0	3	0	0	0	0	0
	75	0	0	0	0	0	0	0	0	0	0	0
	CHANGE	0	10+	10+	1+	0	3+	0	0	0	0	0

CGHL VICE	SEX OFFENSES	PART 11 NARCOTIC AND DRUG	GAMBLING	ARRESTS BY CHARGE FAMILY OFFENSES	DRIVING UND INFL	AND AGENCY TYPE LIQUOR LAWS	DRUNK-ENNLSS	DISUKD CONDUCT	VAGRANCY	OTHER OFFENSES	SUSPICION	CURFEW LOITER	RUN-AWAYS
0	0	18	0	5	11	0	13	1	0	120	0	0	6
0	0	0	0	8	22	0	19	1	0	93	0	0	4
0	0	18+	0	3-	11-	0	4+	0	0	27+	0	0	2+
0	0	3	0	0	6	0	14	1	0	19	0	0	4
0	0	0	0	0	6	0	17	1	0	16	0	0	4
0	0	3+	0	0	0	0	7+	0	0	3+	0	0	0
0	0	15	0	5	5	0	19	0	0	101	0	0	2
0	0	0	0	8	16	0	12	0	0	77	0	0	0
0	0	15+	0	3-	11-	0	3-	0	0	24+	0	0	2+
0	0	2	0	0	32	0	201	33	2	2	0	2	6
0	0	1	0	0	33	7	201	17	0	5	0	0	2
0	0	1+	0	0	1-	7-	10+	16+	2+	3-	0	2+	4+
0	0	0	0	0	27	0	208	24	0	0	0	2	0
0	0	0	0	0	25	0	158	15	0	1	0	0	0
0	0	0	0	0	2+	0	50+	9+	0	1-	0	2+	0
0	0	0	0	0	1	0	10	6	2	1	0	0	0
0	0	0	0	0	2	0	36	1	0	2	0	0	0
0	0	0	0	0	1-	0	4+	5+	2+	1-	0	0	0
0	0	2	0	0	4	0	13	3	0	1	0	0	6
0	0	1	0	0	6	7	7	1	0	2	0	0	2
0	0	1+	0	0	2-	7-	6+	2+	0	1-	0	0	4+
0	0	40	0	3	21	0	19	72	0	9	0	0	7
0	0	40	5	3	32	8	118	51	0	57	0	1	10
0	0	0	5-	0	11-	8-	119-	21+	0	48-	0	1-	3-
0	0	26	0	2	13	0	11	4	0	4	0	0	7
0	0	37	2	3	19	3	110	7	0	20	0	1	8
0	0	11-	2-	1-	6-	3-	109-	3-	0	16-	0	1-	1-
0	0	10	0	2	11	0	11	4	0	4	0	0	7
0	0	36	0	3	16	2	104	7	0	15	0	1	8
0	0	26-	0	1-	5-	2-	103-	3-	0	11-	0	1-	1-
0	0	16	0	0	2	0	0	0	0	0	0	0	0
0	0	1	2	0	3	1	6	0	0	5	0	0	0
0	0	15+	2-	0	1-	1-	6-	0	0	5-	0	0	0
0	0	14	0	1	8	0	18	18	0	5	0	0	0
0	0	3	3	0	13	5	108	44	0	37	0	0	2
0	0	11+	3-	1+	5-	5-	10-	24+	0	32-	0	0	2-
0	0	0	0	1	2	0	12	1	0	1	0	0	0
0	0	0	0	0	9	0	13	0	0	20	0	0	0
0	0	0	0	1+	7-	0	11-	1+	0	19-	0	0	0
0	0	14	0	0	6	0	16	17	0	4	0	0	0
0	0	3	3	0	4	5	15	44	0	17	0	0	2
0	0	11+	3-	0	2+	5-	19-	23+	0	13-	0	0	2-
12	19	381	32	146	227	44	3106	103	20	680	0	14	220
7	23	256	33	58	280	46	3505	92	0	754	0	17	197
5+	4-	125+	1-	88+	53-	2-	24-	11+	20+	74-	0	3-	23+
0	0	62	0	58	72	2	143	2	0	487	0	2	86
2	4	73	0	38	97	22	172	0	0	456	0	2	50
2-	4-	11-	0	20+	25-	20-	11+	2+	0	31+	0	0	36+
0	0	46	0	57	60	0	576	1	0	409	0	2	36
1	1	45	0	37	55	0	109	0	0	340	0	2	23
1-	1-	1+	0	20+	5+	0	107+	1+	0	69+	0	0	13+
0	0	16	0	1	12	2	117	1	0	78	0	0	50
1	3	28	0	1	42	22	203	0	0	116	0	0	27
1-	3-	12-	0	0	30-	20-	106-	1+	0	38-	0	0	23+
12	19	319	32	88	155	42	2643	101	20	193	0	12	134
5	19	183	33	20	183	24	213	92	0	298	0	15	147
7+	0	136+	1-	68+	28-	18+	210-	9+	20+	105-	0	3-	13-
0	0	15	0	0	2	0	7	1	0	6	0	6	2
0	0	16	0	0	8	1	13	0	0	2	0	0	0
0	0	1-	0	0	6-	1-	6-	1+	0	4+	0	6+	2+
12	18	301	32	88	147	33	2510	93	19	179	0	0	132
5	18	162	33	20	159	23	2716	92	0	276	0	4	145
7+	0	139+	1-	68+	12-	10+	266-	1+	19+	97-	0	4-	13-
0	0	1	0	0	6	9	110	7	0	4	0	6	0
0	0	4	0	0	15	0	10	0	0	11	0	11	0
0	0	3-	0	0	9-	9+	10+	7+	0	7-	0	5-	0
0	1	2	0	0	0	0	16	0	1	4	0	0	0
0	1	1	0	0	1	0	14	0	0	9	0	0	2
0	0	1+	0	0	1-	0	8-	0	1+	5-	0	0	2-
0	4	1	1	0	8	0	18	0	0	21	0	0	3
0	2	2	0	0	17	0	70	0	0	39	0	0	4
0	2+	1-	1+	0	9-	0	12-	0	0	18-	0	0	1-
0	4	1	1	0	8	0	11	0	0	21	0	0	3
0	2+	2	0	0	17	0	70	0	0	39	0	0	4
0	0	1-	1+	0	9-	0	19-	0	0	18-	0	0	1-
0	0	0	0	0	0	0	6	0	0	0	0	0	0
0	0	0	0	0	0	0	0	0	0	0	0	0	0
0	0	0	0	0	0	0	6+	0	0	0	0	0	0

PART II ARRESTS BY CHARGE AND AGENCY TYPE

		JUVENILE	ADULTS	GRAND TOTAL	OTHER ASSAULTS	ANDSON	FORGERY	FRAUD	EMBEZZLE	STOLEN PROPERTY	VANDAL	ILLEGAL WEAPONS
STATE POLICE	76	5	110	115	8	0	0	31	0	1	9	3
	75	8	174	182	8	0	0	34	0	0	5	1
CHANGE		3-	64-	67-	0	0	0	3-	0	1+	4+	2+
MUNICIPAL	76	1	18	19	0	0	2	0	0	0	0	0
	75	0	0	0	0	0	0	0	0	0	0	0
CHANGE		1+	18+	19+	0	0	2+	0	0	0	0	0
GRANTSVILLE PD	76	1	18	19	0	0	2	0	0	0	0	0
	75	0	0	0	0	0	0	0	0	0	0	0
CHANGE		1+	18+	19+	0	0	2+	0	0	0	0	0

CLAY CTY	TOTAL	76	14	292	306	0	0	4	0	1	2	4
	75	11	244	255	1	0	3	2	0	14	0	9
CHANGE		3+	48+	51+	1-	0	1+	2-	0	13-	2+	5-

RURAL	76	14	274	288	0	0	4	0	0	1	2	4
	75	10	218	228	1	0	3	2	0	14	0	9
CHANGE		4+	56+	60+	1-	0	1+	2-	0	13-	2+	5-
SHERIFF	76	1	35	36	0	0	0	0	0	0	0	1
	75	0	43	43	0	0	2	2	0	0	0	0
CHANGE		1+	8-	7-	0	0	2-	2-	0	0	0	1+
STATE POLICE	76	13	239	252	0	0	4	0	0	1	2	3
	75	10	175	185	1	0	1	0	0	14	0	9
CHANGE		3+	64+	67+	1-	0	3+	0	0	13-	2+	6-
MUNICIPAL	76	0	18	18	0	0	0	0	0	0	0	0
	75	1	26	27	0	0	0	0	0	0	0	0
CHANGE		1-	8-	9-	0	0	0	0	0	0	0	0
CLAY PD	76	0	18	18	0	0	0	0	0	0	0	0
	75	1	26	27	0	0	0	0	0	0	0	0
CHANGE		1-	8-	9-	0	0	0	0	0	0	0	0

DODDRIDGE CTY	TOTAL	76	9	167	176	11	1	0	0	0	6	1
	75	9	123	132	7	4	4	3	0	0	11	0
CHANGE		0	44+	44+	4+	3-	4-	3-	0	0	5-	1+

RURAL	76	5	158	163	11	0	0	0	0	0	6	1
	75	8	114	122	7	4	3	3	0	0	11	0
CHANGE		3-	44+	41+	4+	4-	3-	3-	0	0	5-	1+
SHERIFF	76	0	5	5	1	0	0	0	0	0	0	0
	75	1	5	6	0	1	0	0	0	0	0	0
CHANGE		1-	0	1-	1+	1-	0	0	0	0	0	0
STATE POLICE	76	5	153	158	10	0	0	0	0	0	6	1
	75	7	109	116	7	3	3	3	0	0	11	0
CHANGE		2-	44+	42+	3+	3-	3-	3-	0	0	5-	1+
MUNICIPAL	76	4	9	13	0	1	0	0	0	0	0	0
	75	1	9	10	0	0	1	0	0	0	0	0
CHANGE		3+	0	3+	0	1+	1-	0	0	0	0	0
WEST UNION PD	76	4	9	13	0	1	0	0	0	0	0	0
	75	1	9	10	0	0	1	0	0	0	0	0
CHANGE		3+	0	3+	0	1+	1-	0	0	0	0	0

FAYETTE CTY	TOTAL	76	156	1727	1883	24	2	1	0	4	5	10
	75	191	1601	1792	60	12	4	1	0	1	4	25
CHANGE		35-	126+	91+	36-	10-	3-	0	0	3+	1+	15-

RURAL	76	142	1217	1359	16	1	1	1	0	4	4	8
	75	177	1153	1330	51	10	4	1	0	1	2	22
CHANGE		35-	64+	29+	35-	9-	3-	0	0	3+	2+	14-
SHERIFF	76	117	822	939	0	0	0	0	0	2	2	1
	75	137	646	783	0	0	0	0	0	0	2	3
CHANGE		20-	176+	156+	0	0	0	0	0	2+	0	2-
STATE POLICE	76	25	395	420	16	1	1	1	0	2	2	7
	75	40	507	547	51	10	4	1	0	1	0	19
CHANGE		15-	112-	127-	35-	9-	3-	0	0	1+	2+	12-
MUNICIPAL	76	14	510	524	8	1	0	0	0	0	1	2
	75	14	448	462	9	2	0	0	0	0	2	3
CHANGE		0	62+	62+	1-	1-	0	0	0	0	1-	1-
ANSTED PD	76	1	11	12	0	0	0	0	0	0	0	0
	75	5	10	15	0	1	0	0	0	0	1	0
CHANGE		4-	1+	3-	0	1-	0	0	0	0	1-	0
FAYETTEVILLE PD	76	3	75	78	1	1	0	0	0	0	0	1
	75	1	60	61	2	0	0	0	0	0	0	0
CHANGE		2+	15+	17+	1-	1+	0	0	0	0	0	1+
MONTGOMERY PD	76	0	241	241	6	0	0	0	0	0	0	0
	75	0	261	261	0	0	0	0	0	0	0	0
CHANGE		0	20-	20-	6+	0	0	0	0	0	0	0
MOUNT HOPE PD	76	2	128	130	0	0	0	0	0	0	0	0
	75	8	90	98	7	1	0	0	0	0	1	3
CHANGE		6-	38+	32+	7-	1-	0	0	0	0	1-	3-
OAK HILL PD	76	0	0	0	0	0	0	0	0	0	0	0
	75	0	0	0	0	0	0	0	0	0	0	0
CHANGE		0	0	0	0	0	0	0	0	0	0	0
SMITHERS PD	76	0	42	42	0	0	0	0	0	0	0	0
	75	0	27	27	0	0	0	0	0	0	0	0
CHANGE		0	15+	15+	0	0	0	0	0	0	0	0

CUML VILL	SEX OFFENSES	PART II NARCOTIC AND DRUG	GAMBLING	APRRESTS BY CHARGE FAMILY OFFENSES	DRIVING JND INFL	LIQUOR LAWS	DRUNK-ENNESS	DISORD CONDUCT	VAGRANCY	OTHER OFFENSES	SUSPICION	CURFEN LOITER	RUN-AWAYS
0	4	1	1	0	8	0	25	0	0	21	0	0	3
0	2	2	0	0	17	0	70	0	0	39	0	0	4
0	2+	1-	1+	0	4-	0	45-	0	0	18-	0	0	1-
0	0	0	0	0	0	0	17	0	0	0	0	0	0
0	0	0	0	0	0	0	0	0	0	0	0	0	0
0	0	0	0	0	0	0	17	0	0	0	0	0	0
0	0	0	0	0	0	0	17+	0	0	0	0	0	0
0	0	16	2	1	33	6	210	0	0	24	0	0	1
0	0	6	0	1	30	2	130	3	0	51	0	0	3
0	0	12+	2+	0	3+	4+	20+	3-	0	27-	0	0	2-
0	0	16	2	1	33	6	192	0	0	24	0	0	1
0	0	6	0	1	27	0	111	0	0	51	0	0	3
0	0	12+	2+	0	6+	6+	21+	0	0	27-	0	0	2-
0	0	4	0	0	4	0	23	0	0	4	0	0	0
0	0	0	0	0	3	0	10	0	0	6	0	0	0
0	0	4+	0	0	1+	0	7-	0	0	2-	0	0	0
0	0	14	2	1	29	6	109	0	0	20	0	0	1
0	0	6	0	1	24	0	61	0	0	45	0	0	3
0	0	8+	2+	0	5+	6+	68+	0	0	25-	0	0	2-
0	0	0	0	0	0	0	18	0	0	0	0	0	0
0	0	0	0	0	3	2	19	3	0	0	0	0	0
0	0	0	0	0	3-	2-	1-	3-	0	0	0	0	0
0	0	0	0	0	0	0	18	0	0	0	0	0	0
0	0	0	0	0	3	2	19	3	0	0	0	0	0
0	0	0	0	0	3-	2-	1-	3-	0	0	0	0	0
0	2	4	0	5	8	0	40	0	0	98	0	0	0
0	11	9	0	3	2	0	24	0	0	54	0	0	0
0	9-	5-	0	2+	6+	0	16+	0	0	44+	0	0	0
0	0	4	0	5	7	0	31	0	0	98	0	0	0
0	11	9	0	3	2	0	15	0	0	54	0	0	0
0	11-	5-	0	2+	5+	0	16+	0	0	44+	0	0	0
0	0	0	0	0	1	0	3	0	0	0	0	0	0
0	0	0	0	1	0	0	2	0	0	2	0	0	0
0	0	0	0	1-	1+	0	1+	0	0	2-	0	0	0
0	0	4	0	5	6	0	28	0	0	98	0	0	0
0	11	9	0	2	2	0	13	0	0	52	0	0	0
0	11-	5-	0	3+	4+	0	15+	0	0	46+	0	0	0
0	2	0	0	0	1	0	9	0	0	0	0	0	0
0	0	0	0	0	0	0	9	0	0	0	0	0	0
0	2+	0	0	0	1+	0	0	0	0	0	0	0	0
0	2	0	0	0	1	0	9	0	0	0	0	0	0
0	0	0	0	0	0	0	9	0	0	0	0	0	0
0	2+	0	0	0	1+	0	0	0	0	0	0	0	0
0	0	62	4	27	270	5	1276	34	0	78	0	1	79
0	1	58	11	32	219	2	1103	40	0	80	0	5	74
0	1-	4+	7-	5-	51+	3+	113+	6-	0	2-	0	4-	5+
0	0	44	4	27	248	5	829	7	0	52	0	1	77
0	1	55	11	32	200	2	764	4	0	72	0	5	73
0	1-	11-	7-	5-	48+	3+	75+	3+	0	20-	0	4-	4+
0	0	26	0	26	164	0	645	7	0	0	0	1	65
0	0	50	0	32	124	0	453	4	0	9	0	5	61
0	0	24-	0	0-	40+	0	152+	3+	0	9-	0	4-	4+
0	0	18	4	1	84	5	214	0	0	52	0	0	12
0	1	5	11	0	76	2	291	0	0	63	0	0	12
0	1-	13+	7-	1+	8+	3+	77-	0	0	11-	0	0	0
0	0	18	0	0	22	0	417	27	0	26	0	0	2
0	0	3	0	0	19	0	379	36	0	8	0	0	1
0	0	15+	0	0	3+	0	38+	9-	0	18+	0	0	1+
0	0	0	0	0	0	0	2	0	0	0	0	0	0
0	0	0	0	0	1	0	6	2	0	4	0	0	0
0	0	0	0	0	1-	0	6+	2-	0	4-	0	0	0
0	0	2	0	0	9	0	60	2	0	2	0	0	0
0	0	0	0	0	7	0	48	4	0	0	0	0	0
0	0	2+	0	0	2+	0	12+	2-	0	2+	0	0	0
0	0	0	0	0	0	0	107	25	0	23	0	0	0
0	0	0	0	0	1	0	21	26	0	3	0	0	0
0	0	0	0	0	1-	0	4+	1-	0	20+	0	0	0
0	0	14	0	0	9	0	107	0	0	0	0	0	0
0	0	3	0	0	10	0	71	0	0	1	0	0	1
0	0	11+	0	0	1-	0	30+	0	0	1-	0	0	1-
0	0	0	0	0	0	0	0	0	0	0	0	0	0
0	0	0	0	0	0	0	0	0	0	0	0	0	0
0	0	0	0	0	0	0	0	0	0	0	0	0	0
0	0	0	0	0	0	0	41	0	0	1	0	0	0
0	0	0	0	0	0	0	23	4	0	0	0	0	0
0	0	0	0	0	0	0	18+	4-	0	1+	0	0	0

PART II ARRESTS BY CHARGE AND AGENCY TYPE
 JUVENILE ADULTS GRAD TOTAL OTHER ASSAULTS

						AS/SJN	FORGERY	FRAUD	EMBEZZLE	STOLEN PROPERTY	VANDAL	ILLEGAL WEAPONS
PAX PD	76	8	13	21	1	0	0	0	0	0	1	1
	75	0	0	0	0	0	0	0	0	0	0	0
	CHANGE	8+	13+	21+	1+	0	0	0	0	0	1+	1+

GILMER CTY	TOTAL	76	11	337	348	4	0	36	0	0	1	0
	75	13	366	319	7	2	0	57	0	0	1	0
	CHANGE	2-	51+	29+	3-	2-	0	21-	0	0	0	0

RURAL	76	9	125	132	4	0	0	36	0	0	1	0
	75	12	169	181	7	2	0	57	0	0	1	0
	CHANGE	3-	46-	49-	3-	2-	0	21-	0	0	0	0
SHERIFF	76	0	30	30	0	0	0	0	0	0	1	0
	75	2	42	44	0	1	0	0	0	0	1	0
	CHANGE	2-	12-	14-	0	1-	0	0	0	0	0	0
STATE POLICE	76	9	93	102	4	0	0	36	0	0	0	0
	75	10	127	137	7	1	0	57	0	0	0	0
	CHANGE	1-	34-	35-	3-	1-	0	21-	0	0	0	0
MUNICIPAL	76	2	214	216	0	0	0	0	0	0	0	0
	75	1	137	138	0	0	0	0	0	0	0	0
	CHANGE	1+	77+	78+	0	0	0	0	0	0	0	0
GLENVILLE PD	76	2	214	216	0	0	0	0	0	0	0	0
	75	1	137	138	0	0	0	0	0	0	0	0
	CHANGE	1+	77+	78+	0	0	0	0	0	0	0	0

GRANT CTY	TOTAL	76	13	373	386	4	0	18	0	0	0	13
	75	29	273	302	13	0	3	20	0	2	8	4
	CHANGE	16-	100+	84+	9-	0	3-	2-	0	2-	8-	9+

RURAL	76	13	312	325	4	0	0	18	0	0	0	3
	75	17	212	229	11	0	3	20	0	0	3	3
	CHANGE	4-	100+	96+	7-	0	3-	2-	0	0	3-	0
SHERIFF	76	1	6	7	0	0	0	4	0	0	0	0
	75	3	7	10	0	0	0	3	0	0	1	0
	CHANGE	2-	1-	3-	0	0	0	1+	0	0	1-	0
STATE POLICE	76	12	306	318	4	0	0	14	0	0	0	3
	75	14	205	219	11	0	3	17	0	0	2	3
	CHANGE	2-	101+	99+	7-	0	3-	3-	0	0	2-	0
MUNICIPAL	76	0	61	61	0	0	0	0	0	0	0	10
	75	12	61	73	2	0	0	0	0	2	5	1
	CHANGE	12-	0	12-	2-	0	0	0	0	2-	5-	9+
PETERSBURG PD	76	0	61	61	0	0	0	0	0	0	0	10
	75	12	61	73	2	0	0	0	0	2	5	1
	CHANGE	12-	0	12-	2-	0	0	0	0	2-	5-	9+

GREENBRIER CTY	TOTAL	76	41	1191	1232	7	0	10	16	4	6	14
	75	77	1346	1423	18	1	7	2	4	3	4	12
	CHANGE	36-	155-	191-	11-	1-	3+	14+	4-	1+	2+	2+

RURAL	76	28	798	826	7	0	10	16	0	4	6	12
	75	50	904	954	17	0	7	2	4	2	3	9
	CHANGE	22-	106-	128-	10-	0	3+	14+	4-	2+	3+	3+
SHERIFF	76	13	293	306	6	0	2	0	0	1	0	0
	75	22	430	452	7	0	3	0	1	0	0	0
	CHANGE	9-	137-	146-	1-	0	1-	0	1-	1+	0	0
STATE POLICE	76	15	505	520	1	0	8	16	0	3	6	12
	75	28	474	502	10	0	4	2	3	2	3	9
	CHANGE	13-	31+	18+	9-	0	4+	14+	3-	1+	3+	3+
MUNICIPAL	76	13	393	406	0	0	0	0	0	0	0	2
	75	27	442	469	1	1	0	0	0	1	1	3
	CHANGE	14-	49-	63-	1-	1-	0	0	0	1-	1-	1-
LEWISBURG PD	76	5	75	80	0	0	0	0	0	0	0	1
	75	23	118	141	1	1	0	0	0	0	0	2
	CHANGE	18-	43-	61-	1-	1-	0	0	0	0	0	1-
RAINELLE PD	76	0	111	111	0	0	0	0	0	0	0	1
	75	1	125	126	0	0	0	0	0	0	0	0
	CHANGE	1-	14-	15-	0	0	0	0	0	0	0	1+
RONCEVERTE PD	76	2	121	123	0	0	0	0	0	0	0	0
	75	2	112	114	0	0	0	0	0	0	0	0
	CHANGE	0	9+	9+	0	0	0	0	0	0	0	0
WHITE SULPHUR SPRINGS PD	76	6	86	92	0	0	0	0	0	0	0	0
	75	1	87	88	0	0	0	0	0	1	1	1
	CHANGE	5+	1-	4+	0	0	0	0	0	1-	1-	1-

HAMPSHIRE CTY	TOTAL	76	48	372	420	46	0	9	51	15	10	5
	75	22	359	381	58	0	2	46	0	2	6	4
	CHANGE	26+	13+	39+	12-	0	7+	5+	0	13+	4+	1+

RURAL	76	48	323	371	46	0	9	51	0	15	10	5
	75	22	296	318	58	0	2	46	0	2	6	4
	CHANGE	26+	27+	53+	12-	0	7+	5+	0	13+	4+	1+
SHERIFF	76	34	222	256	41	0	1	51	0	14	3	1
	75	15	221	236	53	0	0	43	0	2	0	1
	CHANGE	19+	1+	20+	12-	0	1+	8+	0	12+	3+	0
STATE POLICE	76	14	101	115	5	0	8	0	0	1	7	4
	75	7	75	82	5	0	2	3	0	0	6	3
	CHANGE	7+	26+	33+	0	0	6+	3-	0	1+	1+	1+

CIVIL VICE	SEX OFFENSES	PART II NARCOTIC AND GAMBLING DRUG	ARRESTS BY FAMILY OFFENSES	CHARGE DRIVING UND INFL	AND AGENCY LIQUOR LAWS	TYPE DRUNK- ENNESS	DISURD CONDUCT	VAGRANCY	OTHER OFFENSES	SUSPICION	CURFEW LOITER	RUN- AWAYS
0	0	2	0	0	4	0	10	0	0	0	0	2
0	0	0	0	0	0	0	0	0	0	0	0	0
0	0	2+	0	0	4+	0	10+	0	0	0	0	2+
0	0	7	0	2	25	0	20	3	2	34	0	4
0	0	1	0	10	15	0	176	2	8	35	0	5
0	0	6+	0	8-	10+	0	54+	1+	6-	1-	0	1-
0	0	2	0	2	8	0	43	0	2	30	0	4
0	0	1	0	10	4	0	50	1	8	35	0	5
0	0	1+	0	8-	4+	0	7-	1-	6-	5-	0	1-
0	0	0	0	1	0	0	18	0	2	8	0	0
0	0	0	0	0	0	0	43	1	8	10	0	0
0	0	0	0	1+	0	0	5-	1-	6-	2-	0	0
0	0	2	0	1	8	0	45	0	0	22	0	4
0	0	1	0	10	4	0	47	0	0	25	0	5
0	0	1+	0	9-	4+	0	2-	0	0	3-	0	1-
0	0	5	0	0	17	0	167	3	0	4	0	0
0	0	0	0	0	11	0	146	1	0	0	0	0
0	0	5+	0	0	6+	0	61+	2+	0	4+	0	0
0	0	5	0	0	17	0	167	3	0	4	0	0
0	0	0	0	0	11	0	146	1	0	0	0	0
0	0	5+	0	0	6+	0	61+	2+	0	4+	0	0
0	1	5	0	2	31	0	59	2	0	270	0	1
0	0	25	0	5	53	0	63	11	0	91	0	4
0	1+	20-	0	3-	22-	0	44-	9-	0	179+	0	3-
0	1	5	0	2	13	0	47	1	0	260	0	1
0	0	20	0	5	23	0	37	11	0	91	0	2
0	1+	15-	0	3-	10-	0	40-	10-	0	169+	0	1-
0	1	0	0	1	0	0	0	0	0	0	0	1
0	0	0	0	2	1	0	1	0	0	0	0	2
0	1+	0	0	1-	1-	0	1-	0	0	0	0	1-
0	0	5	0	1	13	0	17	1	0	260	0	0
0	0	20	0	3	22	0	36	11	0	91	0	0
0	0	15-	0	2-	9-	0	49-	10-	0	169+	0	0
0	0	0	0	0	18	0	42	1	0	10	0	0
0	0	5	0	0	30	0	46	0	0	0	0	2
0	0	5-	0	0	12-	0	4-	1+	0	10+	0	2-
0	0	0	0	0	18	0	42	1	0	10	0	0
0	0	5	0	0	30	0	46	0	0	0	0	2
0	0	5-	0	0	12-	0	4-	1+	0	10+	0	2-
0	1	26	6	1	147	7	757	18	3	200	0	9
0	0	39	6	3	140	8	829	17	11	299	0	19
0	1+	13-	0	2-	7+	1-	72-	1+	8-	99-	0	10-
0	1	20	6	1	124	5	413	8	0	187	0	6
0	0	35	6	3	100	7	471	13	0	261	0	14
0	1+	15-	0	2-	24+	2-	58-	5-	0	74-	0	8-
0	0	18	0	1	52	0	261	0	0	25	0	0
0	0	16	0	0	44	0	256	0	0	84	0	1
0	0	2+	0	1+	8+	0	95-	0	0	99-	0	1-
0	1	2	6	0	72	5	212	8	0	162	0	6
0	0	19	6	3	56	7	175	13	0	177	0	13
0	1+	17-	0	3-	16+	2-	57+	5-	0	15-	0	7-
0	0	6	0	0	23	2	344	10	3	13	0	3
0	0	4	0	0	40	1	358	4	11	38	0	5
0	0	2+	0	0	17-	1+	14-	6+	8-	25-	0	2-
0	0	1	0	0	4	0	57	3	3	8	0	3
0	0	4	0	0	7	0	60	0	11	29	0	5
0	0	3-	0	0	3-	0	43-	3+	8-	21-	0	2-
0	0	0	0	0	0	0	104	2	0	4	0	0
0	0	0	0	0	9	0	111	2	0	4	0	0
0	0	0	0	0	9-	0	7-	0	0	0	0	0
0	0	1	0	0	3	0	119	0	0	0	0	0
0	0	0	0	0	0	0	114	0	0	0	0	0
0	0	1+	0	0	3+	0	5+	0	0	0	0	0
0	0	4	0	0	16	2	64	5	0	1	0	0
0	0	0	0	0	24	1	53	2	0	5	0	0
0	0	4+	0	0	8-	1+	41+	3+	0	4-	0	0
0	0	12	2	2	43	5	117	1	0	97	0	5
0	1	2	0	19	28	7	106	0	0	98	0	2
0	1-	10+	2+	17-	15+	2-	11+	1+	0	1-	0	3+
0	0	12	2	2	37	5	74	1	0	97	0	5
0	1	2	0	19	24	7	47	0	0	98	0	2
0	1-	10+	2+	17-	13+	2-	47+	1+	0	1-	0	3+
0	0	6	0	2	10	0	58	0	0	87	0	2
0	0	0	0	19	13	1	41	0	0	82	0	1
0	0	6+	0	17-	3-	1-	17+	0	0	5+	0	1+
0	0	6	2	0	27	5	36	1	0	10	0	3
0	1	2	0	0	11	6	46	0	0	16	0	1
0	1-	4+	2+	0	16+	1-	10+	1+	0	6-	0	2+

		PART II ARRESTS BY CHANGE AND			AGENCY TYPE		ASSAULT	FORGERY	FRAUD	EMBEZZLE	STOLEN PROPERTY	VANDAL	ILLEGAL WEAPONS
		JUVENILE	ADULTS	GRAND TOTAL	OTHER ASSAULTS								
MUNICIPAL	76	0	49	49	0	0	0	0	0	0	0	0	
	75	0	63	63	0	0	0	0	0	0	0	0	
CHANGE		0	14-	14-	0	0	0	0	0	0	0	0	
ROMNEY PD	76	0	49	49	0	0	0	0	0	0	0	0	
	75	0	63	63	0	0	0	0	0	0	0	0	
CHANGE		0	14-	14-	0	0	0	0	0	0	0	0	

HANCOCK CTY	TOTAL	76	226	1073	1294	60	3	3	4	0	15	20	19
	75	247	1070	1317	48	2	5	8	0	9	21	36	
CHANGE		21-	3+	16-	12+	1+	2-	4-	0	6+	1-	17-	

RURAL	76	97	355	452	13	2	2	2	0	11	3	4	
	75	131	331	462	1	1	5	4	0	4	0	8	
CHANGE		34-	24+	10-	12+	1+	3-	2-	0	7+	3+	4-	
SHERIFF	76	97	355	452	13	2	2	2	0	11	3	4	
	75	122	322	444	1	1	4	3	0	4	0	8	
CHANGE		25-	33+	8+	12+	1+	2-	1-	0	7+	3+	4-	
STATE POLICE	76	0	0	0	0	0	0	0	0	0	0	0	
	75	9	9	18	0	0	1	1	0	0	0	0	
CHANGE		9-	9-	18-	0	0	1-	1-	0	0	0	0	
MUNICIPAL	76	129	718	847	47	1	1	2	0	4	17	15	
	75	116	739	855	47	1	0	4	0	5	21	28	
CHANGE		13+	21-	8-	0	0	1+	2-	0	1-	4-	13-	
CHESTER PD	76	4	31	35	5	0	0	0	0	0	0	0	
	75	6	30	36	0	0	0	0	0	0	2	4	
CHANGE		2-	1+	1-	5+	0	0	0	0	0	2-	4-	
WEIRTON PD	76	125	667	792	42	1	1	2	0	4	17	15	
	75	104	687	791	46	1	0	4	0	5	19	24	
CHANGE		21+	20-	1+	4-	0	1+	2-	0	1-	2-	9-	
NEW CUMBERLAND PD	76	0	20	20	0	0	0	0	0	0	0	0	
	75	6	22	28	1	0	0	0	0	0	0	0	
CHANGE		6-	2-	8-	1-	0	0	0	0	0	0	0	

HARDY CTY	TOTAL	76	11	228	239	8	0	0	74	0	0	3	9
	75	12	260	272	25	0	1	90	0	1	3	11	
CHANGE		1-	32-	33-	17-	0	1-	16-	0	1-	0	2-	

RURAL	76	7	167	194	6	0	0	74	0	0	3	9	
	75	11	218	229	20	0	1	90	0	1	3	11	
CHANGE		4-	31-	35-	14-	0	1-	16-	0	1-	0	2-	
SHERIFF	76	0	0	0	0	0	0	0	0	0	0	0	
	75	0	3	3	0	0	0	0	0	0	0	1	
CHANGE		0	3-	3-	0	0	0	0	0	0	0	1-	
STATE POLICE	76	7	187	194	6	0	0	74	0	0	3	9	
	75	11	215	226	20	0	1	90	0	1	3	10	
CHANGE		4-	28-	32-	14-	0	1-	16-	0	1-	0	1-	
MUNICIPAL	76	4	41	45	2	0	0	0	0	0	0	0	
	75	1	42	43	5	0	0	0	0	0	0	0	
CHANGE		3+	1-	2+	3-	0	0	0	0	0	0	0	
MOOREFIELD PD	76	3	33	36	2	0	0	0	0	0	0	0	
	75	1	42	43	5	0	0	0	0	0	0	0	
CHANGE		2+	9-	7-	3-	0	0	0	0	0	0	0	
WARDENSVILLE PD	76	1	8	9	0	0	0	0	0	0	0	0	
	75	0	0	0	0	0	0	0	0	0	0	0	
CHANGE		1+	8+	9+	0	0	0	0	0	0	0	0	

HARRISON CTY	TOTAL	76	112	1660	1772	66	3	6	301	0	9	40	16
	75	166	1881	2047	42	1	1	292	1	8	42	16	
CHANGE		54-	221-	275-	24+	2+	5+	9+	1-	1+	2-	0	

RURAL	76	59	773	832	58	0	5	301	0	4	25	11	
	75	871	871	946	35	0	1	292	1	5	23	8	
CHANGE		16-	98-	114-	23+	0	4+	9+	1-	1-	2+	3+	
SHERIFF	76	29	164	193	7	0	0	0	0	2	1	3	
	75	45	221	266	0	0	0	0	1	1	0	0	
CHANGE		16-	57-	73-	7+	0	0	0	1-	1+	1+	3+	
STATE POLICE	76	30	609	639	51	0	5	301	0	2	24	8	
	75	30	650	680	35	0	1	292	0	4	23	8	
CHANGE		0	41-	41-	16+	0	4+	9+	0	2-	1+	0	
MUNICIPAL	76	53	887	940	8	3	1	0	0	5	15	5	
	75	91	1010	1101	7	1	0	0	0	3	19	8	
CHANGE		38-	123-	161-	1+	2+	1+	0	0	2+	4-	3-	
BRIDGEPORT PD	76	6	43	49	0	0	0	0	0	0	2	0	
	75	6	64	70	0	0	0	0	0	0	5	0	
CHANGE		0	21-	21-	0	0	0	0	0	0	3-	0	
CLARKSBURG PD	76	28	547	575	5	3	1	0	0	5	7	4	
	75	35	665	700	6	1	0	0	0	2	2	5	
CHANGE		7-	118-	125-	1-	2+	1+	0	0	3+	5+	1-	
SALEM PD	76	1	31	32	3	0	0	0	0	0	0	0	
	75	1	76	77	0	0	0	0	0	0	0	0	
CHANGE		0	45-	45-	3+	0	0	0	0	0	0	0	
SHINNSTON PD	76	4	85	89	0	0	0	0	0	0	0	0	
	75	17	83	100	0	0	0	0	0	0	5	0	
CHANGE		13-	2+	11-	0	0	0	0	0	0	5-	0	

CUMUL VICE	SEX OFFENSES	PART II		ARRESTS BY CHARGE AND AGENCY TYPE				DISURD CONDUCT	VAGRANCY	OTHER OFFENSES	SUSPICION	CURFEM LOITER	RUN-AWAYS
		NARCOTIC AND DRUG	GAMBLING	FAMILY OFFENSES	DRIVING UND INFL	LIQUOR LAWS	DRUNK-FNNLSS						
0	0	0	0	0	6	0	43	0	0	0	0	0	0
0	0	0	0	0	4	0	59	0	0	0	0	0	0
0	0	0	0	0	2+	0	16-	0	0	0	0	0	0
0	0	0	0	0	6	0	43	0	0	0	0	0	0
0	0	0	0	0	4	0	59	0	0	0	0	0	0
0	0	0	0	0	2+	0	16-	0	0	0	0	0	0

4	1	77	1	34	131	45	379	96	1	319	0	25	62
0	7	83	0	19	96	7	502	76	2	289	0	33	74
4+	6-	6-	1+	15+	35+	38+	123-	20+	1-	30+	0	8-	12-

2	0	35	0	0	3	0	136	17	1	172	0	14	35
0	5	40	0	6	21	0	143	5	1	138	0	26	54
2+	5-	5-	0	6-	18-	0	7-	12+	0	34+	0	12-	19-
2	0	35	0	0	3	0	136	17	1	172	0	14	35
0	5	35	0	6	19	0	142	5	1	130	0	26	54
2+	5-	0	0	6-	16-	0	6-	12+	0	42+	0	12-	19-
0	0	0	0	0	0	0	0	0	0	0	0	0	0
0	0	5	0	0	2	0	1	0	0	8	0	0	0
0	0	5-	0	0	2-	0	1-	0	0	8-	0	0	0
2	1	42	1	34	128	45	244	79	0	147	0	11	27
0	2	43	0	13	75	7	359	71	1	151	0	7	20
2+	1-	1-	1+	21+	53+	38+	116-	8+	1-	4-	0	4+	7+
0	0	0	0	0	1	0	15	6	0	8	0	0	0
0	2	0	0	1	0	0	14	3	0	10	0	0	0
0	2-	0	0	1-	1+	0	1+	3+	0	2-	0	0	0
2	1	42	1	34	127	45	210	71	0	139	0	11	27
0	0	43	0	11	75	7	350	66	0	136	0	4	20
2+	1+	1-	1+	23+	52+	38+	120-	5+	0	3+	0	7+	7+
0	0	0	0	0	0	0	18	2	0	0	0	0	0
0	0	0	0	1	0	0	15	2	1	5	0	3	0
0	0	0	0	1-	0	0	3+	0	1-	5-	0	3-	0

0	2	9	0	0	16	2	46	12	0	28	0	0	0
0	1	4	0	3	22	1	76	6	0	27	0	0	1
0	1+	5+	0	3-	6-	1+	0	6+	0	1+	0	0	1-

0	2	9	0	0	14	2	44	4	0	27	0	0	0
0	1	4	0	3	15	1	43	4	0	27	0	0	1
0	1+	5+	0	3-	5-	1+	1+	0	0	0	0	0	1-
0	0	0	0	0	0	0	0	0	0	0	0	0	0
0	0	0	0	0	2	0	0	0	0	0	0	0	0
0	0	0	0	0	2-	0	0	0	0	0	0	0	0
0	2	9	0	0	14	2	44	4	0	27	0	0	0
0	1	4	0	3	17	1	43	4	0	27	0	0	1
0	1+	5+	0	3-	3-	1+	1+	0	0	0	0	0	1-
0	0	0	0	0	2	0	32	8	0	1	0	0	0
0	0	0	0	0	3	0	33	2	0	0	0	0	0
0	0	0	0	0	1-	0	1-	6+	0	1+	0	0	0
0	0	0	0	0	2	0	44	8	0	0	0	0	0
0	0	0	0	0	3	0	33	2	0	0	0	0	0
0	0	0	0	0	1-	0	9-	6+	0	0	0	0	0
0	0	0	0	0	0	0	8	0	0	1	0	0	0
0	0	0	0	0	0	0	0	0	0	0	0	0	0
0	0	0	0	0	0	0	8+	0	0	1+	0	0	0

0	5	34	0	20	114	1	618	91	9	209	0	1	29
1	9	66	1	21	150	63	940	60	8	251	0	8	66
1-	4-	32-	1-	1-	36-	62-	122-	31+	1+	42-	0	7-	37-

0	5	5	0	20	37	0	269	0	1	127	0	0	24
1	7	11	1	20	54	9	298	1	0	128	0	0	51
1-	2-	6-	1-	0	17-	9-	69-	1-	1+	1-	0	0	27-
0	0	3	0	2	5	0	106	0	1	46	0	0	17
0	0	1	0	1	25	1	144	0	0	31	0	0	41
0	0	2+	0	1+	20-	1-	58-	0	1+	15+	0	0	24-
0	5	2	0	18	32	0	103	0	0	81	0	0	7
1	7	10	1	19	29	8	154	1	0	97	0	0	10
1-	2-	8-	1-	1-	3+	8-	31-	1-	0	16-	0	0	3-
0	0	29	0	0	77	1	609	91	8	82	0	1	5
0	2	55	0	1	96	54	642	59	8	123	0	8	15
0	2-	26-	0	1-	19-	53-	33-	32+	0	41-	0	7-	10-
0	0	3	0	0	17	0	25	2	0	0	0	0	0
0	2	2	0	0	20	0	41	0	0	0	0	0	0
0	2-	1+	0	0	3-	0	16-	2+	0	0	0	0	0
0	0	22	0	0	11	0	373	72	8	60	0	0	4
0	0	28	0	0	34	51	406	38	7	103	0	2	15
0	0	6-	0	0	23-	51-	33-	34+	1+	43-	0	2-	11-
0	0	0	0	0	0	0	44	4	0	1	0	0	0
0	0	2	0	0	1	0	46	12	1	15	0	0	0
0	0	2-	0	0	1-	0	22-	8-	1-	14-	0	0	0
0	0	0	0	0	5	1	63	0	0	0	0	0	0
0	0	4	0	0	8	0	61	2	0	0	0	0	0
0	0	4-	0	0	3-	1+	2+	2-	0	0	0	0	0

PART II ARRESTS BY CHARGE AND AGENCY TYPE
 JUVENILE . ADULTS GRAND TOTAL OTHER ASSAULTS ARSON FORGERY FRAUD EMBEZZLE STOLEN PROPERTY VANDAL ILLEGAL WEAPONS

STCNEWCCD PD	76	0	107	107	0	0	0	0	0	0	0	0
	75	16	61	77	0	0	0	0	0	0	0	3
CHANGE		16-	46+	30+	0	0	0	0	0	0	0	3-
ANMOORE PD	76	0	13	13	0	0	0	0	0	0	0	0
	75	0	15	15	1	0	0	0	0	0	0	0
CHANGE		0	2-	2-	1-	0	0	0	0	0	0	0
NUTTER FORT PD	76	13	39	52	0	0	0	0	0	0	6	1
	75	16	32	48	0	0	0	0	0	1	7	0
CHANGE		3-	7+	4+	0	0	0	0	0	1-	1-	1+
LUMBERPORT PD	76	1	22	23	0	0	0	0	0	0	0	0
	75	0	14	14	0	0	0	0	0	0	0	0
CHANGE		1+	8+	9+	0	0	0	0	0	0	0	0
LOST CREEK PD	76	0	0	0	0	0	0	0	0	0	0	0
	75	0	0	0	0	0	0	0	0	0	0	0
CHANGE		0	0	0	0	0	0	0	0	0	0	0

JACKSON CTY TOTAL	76	73	593	666	6	0	0	4	0	3	4	3
	75	85	474	559	17	0	2	11	1	2	8	9
CHANGE		12-	119+	107+	11-	0	2-	7-	1-	2+	4-	6-

RURAL	76	42	358	400	4	0	0	1	0	3	0	3
	75	30	264	294	17	0	2	10	1	1	0	5
CHANGE		12+	94+	106+	13-	0	2-	9-	1-	2+	0	2-
SHERIFF	76	22	139	161	4	0	0	1	0	2	0	1
	75	15	177	192	17	0	0	3	0	0	0	2
CHANGE		7+	38-	31-	13-	0	0	2-	0	2+	0	1-
STATE POLICE	76	20	219	239	0	0	0	0	0	1	0	2
	75	15	87	102	0	0	2	7	1	1	0	3
CHANGE		5+	132+	137+	0	0	2-	7-	1-	0	0	1-
MUNICIPAL	76	31	235	266	2	0	0	3	0	0	4	0
	75	55	210	265	0	0	0	1	0	0	8	4
CHANGE		24-	25+	1+	2+	0	0	2+	0	0	4-	4-
RAVENSHOOD PD	76	20	124	144	2	0	0	3	0	0	4	0
	75	40	119	159	0	0	0	1	0	0	8	2
CHANGE		20-	5+	15-	2+	0	0	2+	0	0	4-	2-
RIPLEY PD	76	11	111	122	0	0	0	0	0	0	0	0
	75	15	91	106	0	0	0	0	0	0	0	2
CHANGE		4-	20+	16+	0	0	0	0	0	0	0	2-

JEFFERSON CTY TOTAL	76	52	507	559	46	0	2	24	0	2	7	4
	75	59	507	566	40	0	7	18	0	2	8	8
CHANGE		7-	0	7-	6+	0	5-	6+	0	0	1-	4-

RURAL	76	51	330	381	45	0	2	24	0	2	5	4
	75	51	373	424	40	0	6	18	0	2	6	8
CHANGE		0	43-	43-	5+	0	4-	6+	0	0	1-	4-
SHERIFF	76	26	68	94	3	0	1	2	0	0	1	0
	75	13	67	80	14	0	1	3	0	1	2	1
CHANGE		13+	1+	14+	11-	0	0	1-	0	1-	1-	1-
STATE POLICE	76	25	262	287	42	0	1	22	0	2	4	4
	75	38	306	344	26	0	5	15	0	1	4	7
CHANGE		13-	44-	57-	16+	0	4-	7+	0	1+	0	3-
MUNICIPAL	76	1	177	178	1	0	0	0	0	0	2	0
	75	8	134	142	0	0	1	0	0	0	2	0
CHANGE		7-	43+	36+	1+	0	1-	0	0	0	0	0
CHARLES TOWN PD	76	0	73	73	0	0	0	0	0	0	0	0
	75	0	42	42	0	0	0	0	0	0	0	0
CHANGE		0	31+	31+	0	0	0	0	0	0	0	0
SHEPHERDSTOWN PD	76	1	60	61	1	0	0	0	0	0	2	0
	75	0	0	0	0	0	0	0	0	0	0	0
CHANGE		1+	60+	61+	1+	0	0	0	0	0	2+	0
RANSOM PD	76	0	44	44	0	0	0	0	0	0	0	0
	75	0	64	64	0	0	0	0	0	0	2	0
CHANGE		0	20-	20-	0	0	0	0	0	0	2-	0

KANAWHA CTY TOTAL	76	1264	10500	11764	596	16	89	255	3	101	127	213
	75	1456	10829	12285	504	16	76	133	12	106	129	198
CHANGE		192-	329-	521-	92+	2+	13+	122+	9-	5-	2-	15+

RURAL	76	291	3066	3357	156	5	48	220	2	30	57	87
	75	280	3738	4018	201	9	41	95	4	48	84	91
CHANGE		11+	672-	661-	45-	4-	7+	125+	2-	18-	27-	4-
SHERIFF	76	130	1158	1288	24	1	18	116	1	4	22	27
	75	68	1355	1423	57	0	5	60	0	5	34	23
CHANGE		62+	197-	135-	33-	1+	13+	56+	1+	1-	12-	4+
STATE POLICE	76	161	1908	2069	132	4	30	104	1	26	35	60
	75	212	2383	2595	144	9	36	35	4	43	50	68
CHANGE		51-	475-	526-	12-	5-	6-	69+	3-	17-	15-	8-
MUNICIPAL	76	973	7434	8407	440	13	41	35	1	71	70	126
	75	1176	7091	8267	303	7	35	38	8	58	45	107
CHANGE		203-	343+	140+	137+	6+	6+	3-	7-	13+	25+	19+
BELLE PD	76	1	47	48	0	0	0	0	0	0	0	0
	75	1	41	42	0	0	0	0	0	0	0	0
CHANGE		0	6+	6+	0	0	0	0	0	0	0	0

COMPL VICE	SEX OFFENSES	NARCOTIC AND DRUG	PART II GAMBLING	ARRESTS BY FAMILY OFFENSES	DRIVING UND INFL	CHARGE LIQUOR LAWS	AGENCY TYPE DRUNK-ENRLLS	DISORD CONDUCT	VAGRANCY	OTHER OFFENSES	SUSPICION	CURFEN LOITER	RUN-AWAYS
0	0	0	0	0	3+	0	01	12	0	0	0	0	0
0	0	6	0	0	23	3	54	2	0	0	0	0	0
0	0	6-	0	0	11+	3-	47+	10+	0	0	0	6-	0
0	0	0	0	0	2	0	7	0	0	4	0	0	0
0	0	1	0	1	2	0	6	2	0	2	0	0	0
U	0	1-	0	1-	0	0	1+	2-	0	2+	0	0	0
0	0	4	0	0	8	0	23	1	0	8	0	0	1
0	0	12	0	0	7	0	18	0	0	3	0	0	0
0	0	8-	0	0	1+	0	5+	1+	0	5+	0	0	1+
0	0	0	0	0	0	0	13	0	0	9	0	1	0
0	0	0	0	0	0	0	10	3	0	0	0	0	0
0	0	0	0	0	1-	0	3+	3-	0	9+	0	1+	0
0	0	0	0	0	0	0	0	0	0	0	0	0	0
0	0	0	0	0	0	0	0	0	0	0	0	0	0
0	0	0	0	0	0	0	0	0	0	0	0	0	0
*****	*****	*****	*****	*****	*****	*****	*****	*****	*****	*****	*****	*****	*****
0	2	20	0	8	72	49	294	4	1	175	0	4	17
0	1	38	1	13	43	23	313	3	0	55	0	0	20
0	1+	18-	1-	8-	29+	26+	19-	1+	1+	120+	0	4+	3-
*****	*****	*****	*****	*****	*****	*****	*****	*****	*****	*****	*****	*****	*****
0	2	11	0	6	25	20	158	0	0	153	0	0	14
0	1	15	0	9	25	10	145	1	0	42	0	0	10
0	1+	4-	0	3-	0	10+	13+	1-	0	111+	0	0	4+
0	0	3	0	4	11	11	100	0	0	16	0	0	8
0	0	3	0	8	10	7	147	0	0	13	0	0	2
0	0	0	0	4-	1+	4+	47-	0	0	3+	0	0	6+
0	2	8	0	2	14	9	58	0	0	137	0	0	6
0	1	12	0	1	15	3	18	1	0	29	0	0	8
0	1+	4-	0	1+	1-	6+	40+	1-	0	108+	0	0	2-
0	0	9	0	2	47	29	156	4	1	22	0	4	3
0	0	23	1	4	18	13	168	2	0	13	0	0	10
0	0	14-	1-	2-	29+	16+	52-	2+	1+	9+	0	4+	7-
0	0	7	0	2	14	13	72	4	1	19	0	0	3
0	0	22	1	4	9	13	61	2	0	8	0	0	8
0	0	15-	1-	2-	5+	0	9-	2+	1+	11+	0	0	5-
0	0	2	0	0	33	16	64	0	0	3	0	4	0
0	0	1	0	0	9	0	87	0	0	5	0	0	2
0	0	1+	0	0	24+	16+	23-	0	0	2-	0	4+	2-
*****	*****	*****	*****	*****	*****	*****	*****	*****	*****	*****	*****	*****	*****
0	1	23	0	8	44	1	276	23	0	91	0	0	8
0	0	25	0	9	68	0	237	37	3	78	0	1	24
0	1+	2-	0	1-	24-	1-	39+	14-	3-	13+	0	1-	16-
*****	*****	*****	*****	*****	*****	*****	*****	*****	*****	*****	*****	*****	*****
0	1	7	0	8	29	0	154	7	0	85	0	0	8
0	0	22	0	9	59	0	142	10	1	77	0	0	24
0	1+	15-	0	1-	30-	0	12+	3-	1-	8+	0	0	16-
0	1	0	0	7	6	0	17	2	0	53	0	0	1
0	0	3	0	9	2	0	8	10	1	20	0	0	5
0	1+	3-	0	2-	4+	0	9+	8-	1-	33+	0	0	4-
0	0	7	0	1	23	0	157	5	0	32	0	0	7
0	0	19	0	0	57	0	154	0	0	57	0	0	19
0	0	12-	0	1+	34-	0	3+	5+	0	25-	0	0	12-
0	0	16	0	0	15	0	142	16	0	6	0	0	0
0	0	3	0	0	9	1	95	27	2	1	0	1	0
0	0	13+	0	0	6+	1-	47+	11-	2-	5+	0	1-	0
0	0	0	0	0	0	0	73	0	0	0	0	0	0
0	0	0	0	0	0	0	42	0	0	0	0	0	0
0	0	0	0	0	0	0	51+	0	0	0	0	0	0
0	0	16	0	0	6	0	19	11	0	6	0	0	0
0	0	0	0	0	0	0	0	0	0	0	0	0	0
0	0	16+	0	0	6+	0	19+	11+	0	6+	0	0	0
0	0	0	0	0	9	0	30	5	0	0	0	0	0
0	0	0	0	0	3	0	37	21	1	0	0	0	0
0	0	0	0	0	6+	0	7-	16-	1-	0	0	0	0
*****	*****	*****	*****	*****	*****	*****	*****	*****	*****	*****	*****	*****	*****
29	30	248	181	37	771	138	6590	630	18	1276	0	212	202
27	64	298	116	20	820	26	7176	462	17	1562	0	359	164
2+	34-	50-	65+	17+	49-	112+	566-	168+	1+	286-	0	147-	38+
*****	*****	*****	*****	*****	*****	*****	*****	*****	*****	*****	*****	*****	*****
2	4	59	0	30	219	75	1407	3	2	854	0	8	89
0	17	97	2	15	205	17	1949	8	0	1084	0	5	46
2+	13-	38-	2-	15+	14+	58+	542-	5-	2+	230-	0	3+	43+
1	3	21	0	12	42	23	430	1	0	489	0	8	45
0	6	11	2	6	57	0	508	8	0	570	0	0	11
1+	3-	10+	2-	6+	15-	23+	138-	7-	0	81-	0	8+	34+
1	1	38	0	18	177	52	977	2	2	365	0	0	44
0	11	86	0	9	148	17	1361	0	0	514	0	5	35
1+	10-	48-	0	9+	29+	35+	404-	2+	2+	149-	0	5-	9+
02022	27	26	169	181	7	552	63	5103	627	16	422	204	113
27	47	201	114	5	615	9	5247	454	17	478	0	354	118
0	21-	12-	67+	2+	63-	54+	44-	173+	1-	56-	0	150-	5-
*****	*****	*****	*****	*****	*****	*****	*****	*****	*****	*****	*****	*****	*****
02001	0	0	0	0	15	0	53	0	0	0	0	0	0
0	0	0	0	0	6	0	55	1	0	0	0	0	0
U	0	0	0	0	9+	0	2-	1-	0	0	0	0	0

PART II ARRESTS BY CHARGE AND AGENCY TYPE
 JUVENILE ADULTS GRAND OTHER ASSAULTS

		JUVENILE	ADULTS	GRAND TOTAL	OTHER ASSAULTS	ARSON	FORGERY	FRAUD	EMBEZZLE	STOLEN PROPERTY	VANDAL	ILLEGAL WEAPONS
CHARLESTON PD	76	638	5062	5700	378	8	22	34	1	60	63	92
	75	806	4585	5391	215	7	32	38	7	55	42	71
	CHANGE	168-	477	309	163	1	10-	4-	6-	5	21	21
DUNBAR PD	76	72	582	654	3	1	0	0	0	2	0	14
	75	67	615	682	27	0	2	0	0	0	3	9
	CHANGE	5+	33-	28-	24-	1+	2-	0	0	2+	3-	5+
NITRO PD	76	29	267	296	1	0	0	0	0	1	0	3
	75	38	374	412	1	0	0	0	0	1	0	9
	CHANGE	9-	107-	116-	0	0	0	0	0	0	0	6-
ST ALBANS PD	76	35	310	345	4	0	1	1	0	0	7	1
	75	48	329	377	9	0	0	0	1	0	0	4
	CHANGE	13-	19-	32-	5-	0	1+	1+	1-	0	7+	3-
SOUTH CHARLESTON PD	76	147	723	870	49	2	16	0	0	8	0	8
	75	203	871	1074	48	0	1	0	0	2	0	12
	CHANGE	56-	148-	204-	1+	2+	15+	0	0	6+	0	4-
CHESAPEAKE PD	76	7	27	34	0	0	0	0	0	0	0	0
	75	6	19	25	0	0	0	0	0	0	0	2
	CHANGE	1+	8+	9+	0	0	0	0	0	0	0	0
MARMET PD	76	16	90	106	4	2	0	0	0	0	0	3
	75	5	100	105	3	0	0	0	0	0	0	0
	CHANGE	11+	10-	1+	1+	2+	0	0	0	0	0	3+
EAST BANK PD	76	11	7	18	0	0	0	0	0	0	0	3
	75	0	0	0	0	0	0	0	0	0	0	0
	CHANGE	11+	7+	18+	0	0	0	0	0	0	0	3+
GLASGOW PD	76	0	1	1	0	0	0	0	0	0	0	0
	75	0	0	0	0	0	0	0	0	0	0	0
	CHANGE	0	1+	1+	0	0	0	0	0	0	0	0
CLENDENIN PD	76	1	173	174	1	0	0	0	0	0	0	0
	75	2	153	155	0	0	0	0	0	0	0	0
	CHANGE	1-	20+	19+	1+	0	0	0	0	0	0	0
CEDAR GROVE PD	76	16	145	161	0	0	2	0	0	0	0	0
	75	0	4	4	0	0	0	0	0	0	0	0
	CHANGE	16+	141+	157+	0	0	2+	0	0	0	0	0

LEWIS CTY	TOTAL	76	27	640	667	26	0	2	2	3	0	0
	75	12	603	615	40	1	4	0	0	1	0	5
	CHANGE	15+	37+	52+	147	1-	2-	2+	2+	2+	0	5-

	RURAL	76	20	458	478	24	0	2	2	3	0	0
	75	12	422	434	40	1	4	0	0	1	0	5
	CHANGE	8+	36+	44+	16-	1-	2-	2+	2+	2+	0	5-
	SHERIFF	76	11	177	188	24	0	2	0	3	0	0
	75	7	200	207	35	0	1	0	0	1	0	2
	CHANGE	4+	23-	19-	11-	0	1+	0	0	2+	0	2-
	STATE POLICE	76	9	281	290	0	0	2	2	0	0	0
	75	5	222	227	5	1	3	0	0	0	0	3
	CHANGE	4+	59+	63+	5-	1-	3-	2+	2+	0	0	3-
	MUNICIPAL	76	7	182	189	2	0	0	0	0	0	0
	75	0	181	181	0	0	0	0	0	0	0	0
	CHANGE	7+	1+	8+	2+	0	0	0	0	0	0	0
	WESTON PD	76	7	182	189	2	0	0	0	0	0	0
	75	0	181	181	0	0	0	0	0	0	0	0
	CHANGE	7+	1+	8+	2+	0	0	0	0	0	0	0

LINCOLN CTY	TOTAL	76	44	357	401	21	4	7	0	3	15	19
	75	20	524	544	26	0	1	5	0	2	9	8
	CHANGE	24+	167-	143-	5-	4+	0	2+	0	1+	6+	11+

	RURAL	76	44	357	401	21	4	7	0	3	15	19
	75	20	524	544	26	0	1	5	0	2	9	8
	CHANGE	24+	167-	143-	5-	4+	0	2+	0	1+	6+	11+
	SHERIFF	76	21	167	188	9	1	4	0	2	10	9
	75	7	277	284	11	0	5	0	0	1	1	1
	CHANGE	14+	110-	96-	2-	1+	0	1-	0	1+	9+	8+
	STATE POLICE	76	23	190	213	12	3	3	0	1	5	10
	75	13	247	260	15	0	1	0	0	1	8	7
	CHANGE	10+	57-	47-	3-	3+	0	3+	0	0	3-	3+

LOGAN CTY	TOTAL	76	180	2028	2208	149	3	9	32	5	45	57
	75	205	2673	2878	234	6	5	70	0	6	57	79
	CHANGE	25-	645-	670-	85-	3-	4+	38-	5+	10+	12-	22-

	RURAL	76	111	1474	1585	113	3	5	32	5	42	46
	75	148	2091	2239	215	5	4	70	0	6	56	70
	CHANGE	37-	617-	654-	102-	2-	1+	38-	5+	10+	14-	24-
	SHERIFF	76	30	527	557	2	1	2	0	0	6	4
	75	23	719	742	23	0	3	0	0	2	3	7
	CHANGE	7+	192-	185-	21-	1+	1-	0	0	2-	3+	3-
	STATE POLICE	76	61	947	1028	111	2	3	32	5	36	42
	75	125	1372	1497	192	5	1	70	0	4	53	63
	CHANGE	44-	425-	469-	81-	3-	2+	38-	5+	12+	17-	21-
	MUNICIPAL	76	69	554	623	36	0	4	0	0	3	11
	75	57	582	639	19	1	1	0	0	0	1	9
	CHANGE	12+	28-	16-	17+	1-	3+	0	0	0	2+	2+

COMPL VICL	SEX OFFENSES	PART 11 NARCOTIC AND DRUG	GAMBLING	OFFENSES	DRIVING UND INFL	LIQUOR LAWS	DRUNK- FNNESS	DISURD CONDUCT	VAGRANCY	OTHER OFFENSES	SUSPICION	CURFEW LOITER	RUN- AWAYS
27	21	122	173	6	83	40	3599	528	16	226	0	116	25
27	36	131	123	5	105	4	3572	325	17	304	0	177	108
0	15-	9-	60	1	22-	36	27	203	1-	78	0	61-	23-
0	1	14	0	0	154	0	320	44	0	81	0	18	2
0	0	9	1	0	148	0	120	40	0	73	0	44	6
0	1+	5+	1-	0	8+	0	0	4+	0	8+	0	26-	4-
0	0	3	0	1	50	3	213	6	0	7	0	8	0
0	0	13	0	0	84	0	24	20	0	26	0	4	0
0	0	10-	0	1+	34-	3+	41-	14-	0	19-	0	4+	0
0	2	4	0	0	106	0	244	2	0	8	0	5	0
0	3	10	0	0	96	0	210	15	0	9	0	20	0
0	1-	6-	0	0	10+	0	6-	13-	0	1-	0	15-	0
0	1	38	7	0	114	0	438	33	0	94	0	55	7
0	8	33	0	0	156	1	610	37	0	61	0	102	3
0	7-	5+	7+	0	42-	1-	172-	4-	0	33+	0	47-	4+
0	0	0	0	0	7	0	18	3	0	3	0	0	1
0	0	0	0	0	7	0	43	0	0	0	0	3	0
0	0	0	0	0	0	0	5+	3+	0	3+	0	3-	1+
0	0	0	0	0	17	0	67	3	0	0	0	0	10
0	0	2	0	0	12	4	73	4	0	3	0	4	0
0	0	2-	0	0	5+	4-	6-	1-	0	3-	0	4-	10+
0	0	7	0	0	1	0	7	0	0	0	0	0	0
0	0	0	0	0	0	0	0	0	0	0	0	0	0
0	0	7+	0	0	1+	0	7+	0	0	0	0	0	0
0	0	0	0	0	0	0	1	0	0	0	0	0	0
0	0	0	0	0	0	0	0	0	0	0	0	0	0
0	0	0	0	0	0	0	1+	0	0	0	0	0	0
0	0	0	0	0	0	4	161	8	0	0	0	0	0
0	0	3	0	0	1	0	156	12	0	2	0	0	1
0	0	3-	0	0	1-	4+	25+	4-	0	2-	0	0	1-
0	1	1	1	0	5	16	122	0	0	3	0	2	8
0	0	0	0	0	0	0	4	0	0	0	0	0	0
0	1+	1+	1+	0	5+	16+	118+	0	0	3+	0	2+	8+

0	0	2	0	9	66	7	325	10	0	207	0	0	6
0	1	9	0	4	60	0	355	6	0	126	0	0	3
0	1-	7-	0	5+	6+	7+	20-	4+	0	81+	0	0	3+

0	0	2	0	9	49	7	169	2	0	203	0	0	4
0	1	9	0	4	42	0	22	6	0	116	0	0	3
0	1-	7-	0	5+	7+	7+	23-	4-	0	87+	0	0	1+
0	0	0	0	6	24	7	106	2	0	13	0	0	1
0	0	1	0	4	25	0	116	6	0	13	0	0	3
0	0	1-	0	2+	1-	7+	10-	4-	0	0	0	0	2-
0	0	2	0	3	25	0	63	0	0	190	0	0	3
0	1	8	0	0	17	0	66	0	0	103	0	0	0
0	1-	6-	0	3+	8+	0	23-	0	0	87+	0	0	3+
0	0	0	0	0	17	0	156	8	0	4	0	0	2
0	0	0	0	0	18	0	153	0	0	10	0	0	0
0	0	0	0	0	1-	0	3+	8+	0	6-	0	0	2+
0	0	0	0	0	17	0	156	8	0	4	0	0	2
0	0	0	0	0	18	0	153	0	0	10	0	0	0
0	0	0	0	0	1-	0	3+	8+	0	6-	0	0	2+

0	2	15	0	9	36	5	223	5	0	32	0	0	4
0	3	26	0	21	38	7	307	11	0	74	0	0	6
0	1-	11-	0	12-	2-	2-	64-	6-	0	42-	0	0	2-

0	2	15	0	9	36	5	223	5	0	32	0	0	4
0	3	26	0	21	38	7	307	11	0	74	0	0	6
0	1-	11-	0	12-	2-	2-	64-	6-	0	42-	0	0	2-
0	1	4	0	6	15	0	113	2	0	8	0	0	4
0	1	5	0	0	14	4	196	8	0	34	0	0	3
0	0	1-	0	6+	1+	4-	63-	6-	0	26-	0	0	1+
0	1	11	0	3	21	5	110	3	0	24	0	0	0
0	2	21	0	21	24	3	111	3	0	40	0	0	3
0	1-	10-	0	18-	3-	2+	1-	0	0	16-	0	0	3-

0	1	68	7	18	65	37	1426	25	0	178	0	5	32
0	7	65	7	18	89	7	1916	22	0	248	0	6	36
0	6-	3+	0	0	24-	30+	460-	3+	0	70-	0	1-	4-

0	1	58	7	12	53	35	957	1	0	141	0	0	18
0	7	44	7	17	64	7	1425	4	0	203	0	0	25
0	6-	14+	0	5-	11-	28+	428-	3-	0	62-	0	0	7-
0	0	7	0	0	0	34	462	1	0	26	0	0	12
0	3	2	0	0	0	0	650	3	0	45	0	0	1
0	3-	5+	0	0	0	34+	168-	2-	0	19-	0	0	11+
0	1	51	7	12	53	1	525	0	0	115	0	0	6
0	4	42	7	17	64	7	765	1	0	158	0	0	24
0	3-	9+	0	5-	11-	6-	220-	1-	0	43-	0	0	16-
0	0	10	0	0	12	2	429	24	0	37	0	5	14
0	0	21	0	1	25	0	461	18	0	45	0	6	11
0	0	11-	0	5+	13-	2+	22-	6+	0	8-	0	1-	3+

		PART II ARRESTS BY CHARGE AND AGENCY TYPE			AGENCY TYPE	AGSON	FUGGERY	FRAUD	EMBEZZLF	STOLEN	VANDAL	ILLEGAL
		JUVENILE	ADULTS	GRAND TOTAL	OTHER ASSAULTS					PROPERTY		WEAPONS
LOGAN PD	76	47	462	509	34	0	0	0	0	0	0	7
	75	48	466	514	17	0	1	0	0	0	0	7
	CHANGE	1-	4-	5-	17+	0	1-	0	0	0	0	0
MAN PD	76	0	43	43	0	0	0	0	0	0	0	0
	75	5	65	70	0	0	0	0	0	0	1	1
	CHANGE	5-	22-	27-	0	0	0	0	0	0	1-	1-
CHAPMANVILLE PD	76	22	49	71	2	0	4	0	0	0	3	4
	75	4	51	55	2	1	0	0	0	0	0	1
	CHANGE	18+	2-	16+	0	1-	4+	0	0	0	3+	3+

MCDOWELL CTY	TOTAL	76	209	2426	2635	100	4	3	3	0	30	38
	75	55	2355	2410	53	3	3	0	0	2	21	28
	CHANGE	154+	71+	225+	47+	1+	0	3+	0	1+	9+	10+

RURAL	76	27	1064	1091	84	2	3	3	0	3	24	34
	75	46	1035	1081	50	3	2	0	0	2	21	23
	CHANGE	19-	29+	10+	34+	1-	1+	3+	0	1+	3+	11+
SHERIFF	76	0	284	284	12	0	0	0	0	0	0	0
	75	0	531	531	11	1	1	0	0	0	1	6
	CHANGE	0	247-	247-	1+	1-	1-	0	0	0	1-	6-
STATE POLICE	76	27	780	807	72	2	3	3	0	3	24	34
	75	46	504	550	39	2	1	0	0	2	20	17
	CHANGE	19-	276+	257+	33+	0	2+	3+	0	1+	4+	17+
MUNICIPAL	76	182	1362	1544	16	2	0	0	0	0	6	4
	75	9	1320	1329	3	0	1	0	0	0	0	5
	CHANGE	173+	42+	215+	13+	2+	1-	0	0	0	6+	1-
KEYSTONE PD	76	0	8	8	0	0	0	0	0	0	0	0
	75	0	136	136	0	0	0	0	0	0	0	0
	CHANGE	0	128-	128-	0	0	0	0	0	0	0	0
WAR PD	76	0	125	125	0	0	0	0	0	0	0	0
	75	0	181	181	0	0	0	0	0	0	0	0
	CHANGE	0	56-	56-	0	0	0	0	0	0	0	0
WELCH PD	76	1	600	601	0	0	0	0	0	0	0	0
	75	8	722	730	0	0	0	0	0	0	0	3
	CHANGE	7-	122-	129-	0	0	0	0	0	0	0	3-
ANAWALT PD	76	2	37	39	0	0	0	0	0	0	2	2
	75	0	39	39	0	0	0	0	0	0	0	0
	CHANGE	2+	2-	0	0	0	0	0	0	0	2+	2+
GARY PD	76	0	13	13	0	0	0	0	0	0	0	0
	75	0	1	1	0	0	0	0	0	0	0	0
	CHANGE	0	12+	12+	0	0	0	0	0	0	0	0
NORTH FORK PD	76	23	92	115	1	0	0	0	0	0	0	0
	75	1	43	44	0	0	1	0	0	0	0	1
	CHANGE	22+	49+	71+	1+	0	1-	0	0	0	0	1-
DAVY PD	76	10	148	158	15	2	0	0	0	0	0	0
	75	0	0	0	0	0	0	0	0	0	0	0
	CHANGE	10+	148+	158+	15+	2+	0	0	0	0	0	0
KIMBALL PD	76	0	0	0	0	0	0	0	0	0	0	0
	75	0	0	0	0	0	0	0	0	0	0	0
	CHANGE	0	0	0	0	0	0	0	0	0	0	0
IEAGER PD	76	146	339	485	0	0	0	0	0	0	4	2
	75	0	198	198	3	0	0	0	0	0	0	1
	CHANGE	146+	141+	287+	3-	0	0	0	0	0	4+	1+

MARION CTY	TOTAL	76	164	1938	2102	126	3	13	144	1	16	39
	75	163	2013	2176	123	5	17	74	0	21	1	21
	CHANGE	1+	75-	74-	3+	2-	4-	70+	1+	5-	5+	18+

RURAL	76	93	955	1046	90	1	5	142	1	3	1	17
	75	108	1052	1160	95	4	12	74	0	12	0	11
	CHANGE	15-	97-	112-	5-	3-	7-	68+	1+	9-	1+	6+
SHERIFF	76	73	648	721	79	1	5	5	1	1	0	13
	75	67	612	679	69	3	12	3	0	12	0	10
	CHANGE	6+	36+	42+	10+	2-	7-	2+	1+	11-	0	3+
STATE POLICE	76	20	307	327	11	0	0	137	0	2	1	4
	75	41	440	481	26	1	0	71	0	0	0	1
	CHANGE	21-	133-	154-	15-	1-	0	66+	0	2+	1+	3+
MUNICIPAL	76	71	983	1054	36	2	8	2	0	13	5	22
	75	55	961	1016	28	1	5	0	0	9	1	10
	CHANGE	16+	22+	38+	8+	1+	3+	2+	0	4+	4+	12+
FAIRMONT PD	76	65	962	1027	34	2	7	2	0	12	5	22
	75	55	875	930	28	1	5	0	0	9	0	10
	CHANGE	10+	87+	97+	6+	1+	2+	2+	0	3+	5+	12+
MANNINGTON PD	76	1	11	12	2	0	1	0	0	1	0	0
	75	0	80	80	0	0	0	0	0	0	1	0
	CHANGE	1+	69-	68-	2+	0	1+	0	0	1+	1-	0
RIVESVILLE PD	76	0	4	4	0	0	0	0	0	0	0	0
	75	0	3	3	0	0	0	0	0	0	0	0
	CHANGE	0	1+	1+	0	0	0	0	0	0	0	0
MONONGAM PD	76	5	5	10	0	0	0	0	0	0	0	0
	75	0	3	3	0	0	0	0	0	0	0	0
	CHANGE	5+	2+	7+	0	0	0	0	0	0	0	0
FAIRVIEW PD	76	0	0	0	0	0	0	0	0	0	0	0
	75	0	0	0	0	0	0	0	0	0	0	0
	CHANGE	0	0	0	0	0	0	0	0	0	0	0

COMPL VICE	SEX OFFENSES	PART II NARCOTIC AND DRUG	GAMBLING	ARRESTS BY FAMILY OFFENSES	CHARGE DRIVING JNU INFL	AND AGENCY LIQUOR LTRNS	TYPE BURGL-ENRHS	DISUP CONDUCT	VAGRANLY	OTHER OFFENSES	SUSPICION	CURFEW LOITER	RUN-AWAYS
0	0	7	0	6	10	1	379	20	0	33	0	4	8
0	0	20	0	1	18	0	366	18	0	33	0	2	11
0	0	13-	0	5+	6-	1+	7-	2+	0	0	0	2+	3-
0	0	0	0	0	1	1	41	0	0	0	0	0	0
0	0	1	0	0	3	0	40	0	0	0	0	4	0
0	0	1-	0	0	2-	1+	49-	0	0	0	0	4-	0
0	0	3	0	0	1	0	39	4	0	4	0	1	6
0	0	0	0	0	4	0	35	0	0	12	0	0	0
0	0	3+	0	0	3-	0	4+	4+	0	8-	0	1+	6+

0	2	16	45	118	211	48	1500	76	8	224	0	87	39
0	1	44	2	108	171	5	1535	178	0	221	0	87+	35
0	1+	28-	43+	10+	40+	43+	45+	102-	8+	3+	0	0	4+

0	2	11	43	118	96	21	458	4	0	158	0	0	27
0	1	34	2	108	99	5	500	12	0	104	0	0	35
0	1+	23-	41+	10+	3-	16+	122-	8-	0	54+	0	0	8-
0	0	9	0	17	13	18	164	4	0	47	0	0	0
0	0	30	0	53	23	2	324	12	0	67	0	0	0
0	0	21-	0	36-	10-	16+	160-	8-	0	20-	0	0	0
0	2	2	43	101	83	3	294	0	0	111	0	0	27
0	1	4	2	55	76	3	256	0	0	37	0	0	35
0	1+	2-	41+	46+	7+	0	38+	0	0	74+	0	0	8-
0	0	5	2	0	115	27	1122	72	8	66	0	87	12
0	0	10	0	0	72	0	955	166	0	117	0	0	0
0	0	5-	2+	0	43+	27+	167+	94-	8+	51-	0	87+	12+
0	0	0	0	0	0	0	8	0	0	0	0	0	0
0	0	0	0	0	1	0	135	0	0	0	0	0	0
0	0	0	0	0	1-	0	127-	0	0	0	0	0	0
0	0	0	0	0	0	0	122	0	0	3	0	0	0
0	0	0	0	0	6	0	140	0	0	15	0	0	0
0	0	0	0	0	6-	0	38-	0	0	12-	0	0	0
0	0	0	0	0	104	0	433	25	0	39	0	0	0
0	0	7	0	0	58	0	452	120	0	90	0	0	0
0	0	7-	0	0	46+	0	44-	95-	0	51-	0	0	0
0	0	0	1	0	3	0	29	0	0	2	0	0	0
0	0	0	0	0	4	0	34	0	0	1	0	0	0
0	0	0	1+	0	1-	0	5-	0	0	1+	0	0	0
0	0	1	0	0	0	5	7	0	0	0	0	0	0
0	0	0	0	0	1	0	0	0	0	0	0	0	0
0	0	1+	0	0	1-	5+	7+	0	0	0	0	0	0
0	0	4	0	0	0	5	162	1	1	1	0	0	0
0	0	3	0	0	1	0	27	0	0	11	0	0	0
0	0	1+	0	0	1-	5+	75+	1+	1+	10-	0	0	0
0	0	0	1	0	7	7	169	4	0	13	0	0	0
0	0	0	0	0	0	0	0	0	0	0	0	0	0
0	0	0	1+	0	7+	7+	169+	4+	0	13+	0	0	0
0	0	0	0	0	0	0	0	0	0	0	0	0	0
0	0	0	0	0	0	0	0	0	0	0	0	0	0
0	0	0	0	0	0	0	0	0	0	0	0	0	0
0	0	0	0	0	1	10	312	42	7	8	0	87	12
0	0	0	0	0	1	0	147	46	0	0	0	0	0
0	0	0	0	0	0	10+	165+	4-	7+	8+	0	87+	12+

2	22	68	17	30	204	1	1015	75	4	299	0	0	17
0	21	75	4	52	180	4	997	73	1	487	0	0	20
2+	1+	7-	13+	22-	24+	3-	18+	2+	3+	188-	0	0	3-

0	21	47	12	26	68	0	376	0	0	222	0	0	16
0	21	66	3	52	92	2	300	0	0	348	0	0	18
0	0	19-	9+	26-	24-	2-	26+	0	0	126-	0	0	2-
0	21	33	0	22	40	0	310	0	0	180	0	0	10
0	21	41	0	51	36	1	231	0	0	178	0	0	11
0	0	8-	0	29-	4+	1-	79+	0	0	2+	0	0	1-
0	0	14	12	4	28	0	66	0	0	42	0	0	6
0	0	25	3	1	56	1	149	0	0	170	0	0	7
0	0	11-	9+	3+	28-	1-	33-	0	0	128-	0	0	1-
2	1	21	5	4	136	1	639	75	4	177	0	0	1
0	0	9	1	0	88	2	647	73	1	139	0	0	2
2+	1+	12+	4+	4+	48+	1-	8-	2+	3+	42-	0	0	1-
2	1	20	5	4	131	1	622	75	4	77	0	0	1
0	0	9	1	0	77	1	502	65	1	139	0	0	2
2+	1+	11+	4+	4+	54+	0	40+	10+	3+	62-	0	0	1-
0	0	0	0	0	0	0	8	0	0	0	0	0	0
0	0	0	0	0	8	1	64	6	0	0	0	0	0
0	0	0	0	0	8-	1-	30-	6-	0	0	0	0	0
0	0	0	0	0	4	0	0	0	0	0	0	0	0
0	0	0	0	0	3	0	0	0	0	0	0	0	0
0	0	0	0	0	1+	0	0	0	0	0	0	0	0
0	0	1	0	0	1	0	8	0	0	0	0	0	0
0	0	0	0	0	0	0	1	2	0	0	0	0	0
0	0	1+	0	0	1+	0	7+	2-	0	0	0	0	0
0	0	0	0	0	0	0	0	0	0	0	0	0	0
0	0	0	0	0	0	0	0	0	0	0	0	0	0
0	0	0	0	0	0	0	0	0	0	0	0	0	0

		PART II ARRESTS BY CHANGE AND AGENCY TYPE				ANSON	FURGERY	FRAUD	EMBEZZLE	STOLEN PROPERTY	VANDAL	ILLEGAL WEAPONS	
		JUVENILE	ADULTS	UNKND TOTAL	OTHER ASSAULTS								
FARMINGTON PD	76	0	0	0	0	0	0	0	0	0	0		
	75	0	0	0	0	0	0	0	0	0	0		
	CHANGE	0	0	0	0	0	0	0	0	0	0		
GRANT TOWN PD	76	0	1	1	0	0	0	0	0	0	0		
	75	0	0	0	0	0	0	0	0	0	0		
	CHANGE	0	1+	1+	0	0	0	0	0	0	0		

MARSHALL CTY	TOTAL	76	132	436	1068	76	0	2	187	0	5	23	25
	75	137	1126	1263	118	0	16	119	6	2	25	25	
	CHANGE	5-	190-	195-	42-	0	14-	68+	6-	3+	2-	0	

	RURAL	76	39	450	489	42	0	2	186	0	1	6	14
	75	63	489	552	74	0	13	109	6	0	5	21	
	CHANGE	24-	39-	63-	32-	0	11-	77+	6-	1+	1+	7-	
	SHERIFF	76	23	77	106	10	0	1	0	0	0	4	1
	75	59	157	216	20	0	1	10	1	0	0	0	
	CHANGE	36-	80-	116-	10-	0	0	10-	1-	0	4+	1+	
	STATE POLICE	76	16	373	389	32	0	1	186	0	1	2	13
	75	4	332	336	54	0	12	99	5	0	5	21	
	CHANGE	12+	41+	53+	22-	0	11-	87+	5-	1+	3-	8-	
	MUNICIPAL	76	93	486	579	34	0	0	1	0	4	17	11
	75	74	637	711	44	0	3	10	0	2	20	4	
	CHANGE	19+	151-	132-	10-	0	3-	9-	0	2+	3-	7+	
BENWOOD PD	76	5	34	39	2	0	0	0	0	0	4	0	
	75	0	40	40	4	0	0	1	0	0	0	0	
	CHANGE	5+	6-	1-	2-	0	0	1-	0	0	4+	0	
CAMERON PD	76	8	20	28	2	0	0	0	0	0	1	0	
	75	1	5	6	0	0	0	0	0	0	0	0	
	CHANGE	7+	15+	22+	2+	0	0	0	0	0	1+	0	
GLEN DALE PD	76	0	15	15	2	0	0	0	0	0	0	1	
	75	5	35	40	1	0	0	0	0	0	0	0	
	CHANGE	5-	20-	25-	1+	0	0	0	0	0	0	1+	
MCNECHEN PD	76	0	0	0	0	0	0	0	0	0	0	0	
	75	0	0	0	0	0	0	0	0	0	0	0	
	CHANGE	0	0	0	0	0	0	0	0	0	0	0	
MOUNDSVILLE PD	76	80	417	497	28	0	0	1	0	4	12	10	
	75	68	557	625	39	0	3	9	0	2	20	4	
	CHANGE	12+	140-	128-	11-	0	3-	8-	0	2+	8-	6+	

MASON CTY	TOTAL	76	77	752	829	21	1	2	1	1	2	15	12
	75	54	745	799	38	0	2	3	1	2	12	13	
	CHANGE	23+	7+	30+	17-	1+	0	2-	0	0	3+	1-	

	RURAL	76	21	412	433	16	1	1	0	1	1	5	9
	75	23	483	506	33	0	1	3	1	0	3	8	
	CHANGE	2-	71-	73-	17-	1+	0	3-	0	1+	2+	1+	
	SHERIFF	76	4	130	134	2	0	0	0	0	0	0	0
	75	10	177	187	5	0	1	0	1	0	0	0	
	CHANGE	6-	47-	53-	3-	0	1-	0	1-	0	0	0	
	STATE POLICE	76	17	282	299	14	1	1	0	1	1	5	9
	75	13	306	319	28	0	0	3	0	0	3	8	
	CHANGE	4+	24-	20-	14-	1+	1+	3-	1+	1+	2+	1+	
	MUNICIPAL	76	56	340	396	5	0	1	1	0	1	10	3
	75	31	262	293	5	0	1	0	0	2	9	5	
	CHANGE	25+	78+	103+	0	0	0	1+	0	1-	1+	2-	
POINT PLEASANT PD	76	37	295	332	5	0	1	1	0	1	10	3	
	75	28	228	256	5	0	1	0	0	0	9	5	
	CHANGE	9+	67+	76+	0	0	0	1+	0	1+	1+	2-	
NEW HAVEN PD	76	0	7	7	0	0	0	0	0	0	0	0	
	75	0	1	1	0	0	0	0	0	0	0	0	
	CHANGE	0	6+	6+	0	0	0	0	0	0	0	0	
MASON PD	76	19	38	57	0	0	0	0	0	0	0	0	
	75	3	33	36	0	0	0	0	0	2	0	0	
	CHANGE	16+	5+	21+	0	0	0	0	0	2-	0	0	

MERCER CTY	TOTAL	76	211	2500	2711	71	5	16	10	5	14	14	35
	75	239	2344	2583	86	2	7	19	2	17	11	35	
	CHANGE	28-	156+	128+	15-	3+	9+	9-	3+	3-	3+	0	

	RURAL	76	75	974	1049	66	4	9	7	5	7	3	25
	75	73	875	948	73	2	3	18	2	14	9	27	
	CHANGE	2+	99+	101+	7-	2+	6+	11-	3+	7-	6-	2-	
	SHERIFF	76	45	636	681	50	1	3	2	2	3	15	
	75	34	465	499	40	0	1	16	1	12	7	10	
	CHANGE	11+	171+	182+	10+	1+	0	13-	1+	10-	4-	5+	
	STATE POLICE	76	30	338	368	16	3	8	4	3	5	0	10
	75	39	410	449	33	2	2	2	1	2	2	17	
	CHANGE	9-	72-	81-	17-	1+	6+	2+	2+	3+	2-	7-	
	MUNICIPAL	76	136	1526	1662	5	1	7	3	0	7	11	10
	75	166	1469	1635	13	0	4	1	0	3	2	8	
	CHANGE	30-	57+	27+	8-	1+	3+	2+	0	4+	9+	2+	
ATHENS PD	76	1	0	1	0	0	0	0	0	0	0	0	
	75	10	44	54	1	0	0	0	0	0	0	0	
	CHANGE	9-	44-	53-	1-	0	0	0	0	0	0	0	

CUMULATIVE	SEX	PART II		ARRESTS BY CHARGE			AND AGENCY TYPE		DISGRD	VAGRANCY	OTHER	SUSPICION	CURFEW	RUN-
		OFFENSES	NARCOTIC AND DRUG	GAMBLING	FAMILY OFFENSES	DRIVING UND INFL	LIQUOR LAWS	DRUNK-ENLSS						
0	0	0	0	0	0	0	0	0	0	0	0	0	0	0
0	0	0	0	0	0	0	0	0	0	0	0	0	0	0
0	0	0	0	0	0	0	0	0	0	0	0	0	0	0
0	0	0	0	0	0	0	0	1	0	0	0	0	0	0
0	0	0	0	0	0	0	0	1+	0	0	0	0	0	0

4	8	25	3	35	19	13	305	92	4	171	0	11	10	
0	3	37	6	37	14	11	420	158	0	232	0	3	25	
4+	5+	12-	3-	2-	5+	2+	11-	66-	4+	61-	0	8+	15-	

4	7	10	2	25	8	0	98	0	2	82	0	0	0	
4+	2+	14	0	32	9	8	73	3	0	172	0	0	11	
0	0	4	0	8	0	0	27	0	2	43	0	0	0	
0	0	8	0	20	0	0	25	1	0	109	0	0	11	
0	0	4-	0	12-	0	0	8-	1-	2+	66-	0	0	11-	
4	7	6	2	17	8	0	11	0	0	39	0	0	0	
4+	5+	6	0	12	9	8	28	2	0	63	0	0	0	
0	1	15	1	10	11	13	257	92	2	89	0	11	10	
0	1	23	6	5	5	3	353	155	0	60	0	3	14	
0	0	8-	5-	5+	6+	10+	6-	63-	2+	29+	0	8+	4-	
0	0	1	0	0	1	0	21	3	0	7	0	0	0	
0	0	1	0	0	1	0	13	19	0	1	0	0	0	
0	0	0	0	0	0	0	8+	16-	0	6+	0	0	0	
0	0	0	0	0	0	0	6	8	1	5	0	5	0	
0	0	0	0	0	0	0	0	5	0	1	0	0	0	
0	0	0	0	0	0	0	6+	3+	1+	4+	0	5+	0	
0	0	0	0	0	1	0	10	0	0	1	0	0	0	
0	0	4	0	0	0	1	2	6	0	6	0	0	0	
0	0	4-	0	0	1+	1-	12-	6-	0	5-	0	0	0	
0	0	0	0	0	0	0	0	0	0	0	0	0	0	
0	0	0	0	0	0	0	0	0	0	0	0	0	0	
0	0	0	0	0	0	0	0	0	0	0	0	0	0	
0	1	14	1	10	9	13	220	81	1	76	0	6	10	
0	1	18	6	5	4	2	318	125	0	52	0	3	14	
0	0	4-	5-	5+	5+	11+	98-	44-	1+	24+	0	3+	4-	

0	2	41	0	10	143	1	423	15	0	100	0	0	8	
0	2	27	3	20	88	2	444	4	0	123	0	0	15	
0	1+	14+	3-	10-	55+	1-	9+	11+	0	23-	0	0	7-	

0	0	21	0	8	90	1	145	0	0	80	0	0	4	
0	0	22	3	18	43	2	249	0	0	108	0	0	12	
0	0	1-	3-	10-	47+	1-	24-	0	0	28-	0	0	8-	
0	0	9	0	3	32	1	74	0	0	13	0	0	0	
0	0	13	0	9	12	1	110	0	0	28	0	0	7	
0	0	4-	0	6-	20+	0	36-	0	0	15-	0	0	7-	
0	0	12	0	5	58	0	121	0	0	67	0	0	4	
0	0	9	3	9	31	1	159	0	0	80	0	0	5	
0	0	3+	3-	4-	27+	1-	18-	0	0	13-	0	0	1-	
0	1	20	0	2	53	0	258	15	0	20	0	0	4	
0	2	5	0	2	45	0	195	4	0	15	0	0	3	
0	1+	15+	0	0	8+	0	63+	11+	0	5+	0	0	1+	
0	3	10	0	2	29	0	220	15	0	18	0	0	4	
0	2	5	0	2	31	0	177	4	0	15	0	0	0	
0	1+	5+	0	0	2-	0	53+	11+	0	3+	0	0	4+	
0	0	0	0	0	5	0	2	0	0	0	0	0	0	
0	0	0	0	0	0	0	1	0	0	0	0	0	0	
0	0	0	0	0	5+	0	1+	0	0	0	0	0	0	
0	0	10	0	0	19	0	26	0	0	2	0	0	0	
0	0	0	0	0	14	0	17	0	0	0	0	0	3	
0	0	10+	0	0	5+	0	9+	0	0	2+	0	0	3-	

8	8	32	10	55	167	12	1912	66	1	214	0	30	26	
0	3	40	8	74	214	32	1745	63	0	127	0	59	39	
8+	5+	8-	2+	19-	47-	20-	107+	3+	1+	87+	0	29-	13-	

8	2	18	2	39	121	9	509	8	1	185	0	0	21	
0	3	27	0	69	126	32	423	4	0	73	0	4	29	
8+	1-	9-	2+	30-	5-	23-	70+	4+	1+	112+	0	4-	8-	
0	2	7	0	38	48	1	338	8	1	151	0	0	10	
0	2	5	0	65	39	26	216	4	0	41	0	0	14	
0	0	2+	0	27-	9+	25-	122+	4+	1+	110+	0	0	4-	
8	0	11	2	1	73	8	171	0	0	34	0	0	11	
0	1	22	0	4	87	0	217	0	0	32	0	4	15	
8+	1-	11-	2+	3-	14-	2+	46-	0	0	2+	0	4-	4-	
0	6	14	6	16	46	3	1463	58	0	29	0	30	5	
0	0	13	8	5	88	0	1312	59	0	54	0	55	10	
0	6+	1+	0	11+	42-	3+	51+	1-	0	25-	0	25-	5-	
0	0	1	0	0	0	0	0	0	0	0	0	0	0	
0	0	3	0	0	8	0	20	2	0	0	0	0	4	
0	0	2-	0	0	8-	0	20-	2-	0	0	0	0	4-	

PART II ARRESTS BY CHARGE AND AGENCY TYPE
 JUVENILE ADULTS GRAND TOTAL OTHER ASSAULTS MANSUN FORGERY FRAUD EMBRZZLE STOLEN PROPERTY VANDAL ILLEGAL WEAPONS

BLUEFIELD PD	76	73	700	773	0	0	3	1	0	0	0	5
	75	113	710	823	5	0	1	1	0	1	0	7
CHANGE	40-	10-	50-	50-	5-	0	2+	0	0	1-	0	2-
PRINCETON PD	76	44	714	756	4	1	4	2	0	7	8	5
	75	35	604	639	4	0	3	0	0	2	2	0
CHANGE	9+	110+	119+	119+	0	1+	1+	2+	0	5+	6+	5+
MATOKA PD	76	16	111	127	1	0	0	0	0	0	3	0
	75	4	91	99	3	0	0	0	0	0	0	1
CHANGE	8+	20+	28+	28+	2-	0	0	0	0	0	3+	1-
BRAMWELL PD	76	2	1	3	0	0	0	0	0	0	0	0
	75	0	20	20	0	0	0	0	0	0	0	0
CHANGE	2+	19-	17-	17-	0	0	0	0	0	0	0	0

MINERAL CTY TOTAL	76	60	475	535	34	0	17	6	0	7	13	12
	75	49	569	618	31	0	16	16	0	4	20	14
CHANGE	11+	94-	83-	83-	3+	0	13+	10-	0	3+	7-	2-

RURAL	76	23	242	265	21	0	16	6	0	6	6	10
	75	13	311	324	20	0	2	14	0	3	5	10
CHANGE	10+	69-	59-	59-	1+	0	14+	8-	0	3+	1+	0
SHERIFF	76	0	3	3	0	0	0	0	0	0	0	0
	75	0	8	8	1	0	0	0	0	0	0	0
CHANGE	0	5-	5-	5-	1-	0	0	0	0	0	0	0
STATE POLICE	76	23	239	262	21	0	16	6	0	6	6	10
	75	13	303	316	19	0	2	14	0	3	5	10
CHANGE	10+	64-	54-	54-	2+	0	14+	8-	0	3+	1+	0
MUNICIPAL	76	37	233	270	13	0	1	0	0	1	7	2
	75	36	258	294	11	0	2	0	0	1	15	4
CHANGE	1+	25-	24-	24-	2+	0	1-	2-	0	0	8-	2-
KEYSER PD	76	29	203	232	0	0	1	0	0	1	5	2
	75	28	237	265	1	0	2	0	0	0	8	4
CHANGE	1+	34-	33-	33-	1-	0	1-	2-	0	1+	3-	2-
PIEDMONT PD	76	8	30	38	13	0	0	0	0	0	2	0
	75	8	21	29	10	0	0	0	0	1	7	0
CHANGE	0	9+	9+	9+	3+	0	0	0	0	1-	5-	0
RIDGELEY PD	76	0	0	0	0	0	0	0	0	0	0	0
	75	0	0	0	0	0	0	0	0	0	0	0
CHANGE	0	0	0	0	0	0	0	0	0	0	0	0

MINGO CTY TOTAL	76	47	1653	1700	52	2	0	1	0	3	2	39
	75	72	1796	1868	18	0	2	1	0	4	9	35
CHANGE	25-	143-	168-	168-	34+	2+	2-	0	0	1-	7-	4+

RURAL	76	38	714	752	17	2	0	0	0	3	2	33
	75	14	689	703	9	0	2	1	0	1	5	13
CHANGE	24+	25+	49+	49+	8+	2+	2-	1-	0	2+	3-	20+
SHERIFF	76	22	204	226	2	0	0	0	0	0	2	5
	75	3	102	105	2	0	0	0	0	0	0	1
CHANGE	19+	102+	121+	121+	0	0	0	0	0	0	2+	4+
STATE POLICE	76	16	510	526	15	2	0	0	0	3	0	28
	75	11	587	598	7	0	2	1	0	1	5	12
CHANGE	5+	77-	72-	72-	8+	2+	2-	1-	0	2+	5-	16+
MUNICIPAL	76	9	939	948	35	0	0	1	0	0	0	6
	75	58	1107	1165	9	0	0	0	0	3	4	22
CHANGE	49-	168-	217-	217-	26+	0	0	1+	0	3-	4-	16-
GILBERT PD	76	2	69	71	2	0	0	1	0	0	0	0
	75	1	15	16	0	0	0	0	0	0	0	0
CHANGE	1+	54+	55+	55+	2+	0	0	1+	0	0	0	0
WILLIAMSON PD	76	3	478	481	13	0	0	0	0	0	0	6
	75	47	735	782	0	0	0	0	0	3	4	22
CHANGE	44-	257-	301-	301-	13+	0	0	0	0	3-	4-	16-
KERMIT PD	76	0	159	159	0	0	0	0	0	0	0	0
	75	0	116	116	0	0	0	0	0	0	0	0
CHANGE	0	43+	43+	43+	0	0	0	0	0	0	0	0
DELBARTON PD	76	3	193	196	20	0	0	0	0	0	0	0
	75	9	228	237	9	0	0	0	0	0	0	0
CHANGE	6-	35-	41-	41-	11+	0	0	0	0	0	0	0
MATEWAN PD	76	1	40	41	0	0	0	0	0	0	0	0
	75	1	13	14	0	0	0	0	0	0	0	0
CHANGE	0	27+	27+	27+	0	0	0	0	0	0	0	0

MONONGALIA CTY TOTAL	76	47	1122	1169	67	0	22	95	1	16	9	12
	75	43	1209	1252	61	3	7	35	0	7	12	11
CHANGE	4+	87-	83-	83-	6+	3-	15+	60+	1+	9+	3-	1+

RURAL	76	16	655	671	43	0	18	94	1	4	9	6
	75	16	697	713	35	0	3	30	0	2	7	6
CHANGE	0	42-	42-	42-	8+	0	15+	64+	1+	2+	2+	0
SHERIFF	76	1	225	226	20	0	5	2	1	1	3	2
	75	10	260	270	13	0	3	0	0	0	0	1
CHANGE	9-	35-	44-	44-	7+	0	2+	2+	1+	1+	3+	1+
STATE POLICE	76	15	430	445	23	0	13	92	0	3	6	4
	75	6	437	443	22	0	0	30	0	2	7	5
CHANGE	9+	7-	2+	2+	1+	0	13+	62+	0	1+	1-	1-

CUMULATIVE	SEX OFFENSES	PART II			ARRESTS BY CHARGE			AND AGENCY TYPE		DISORDERLY CONDUCT	VAGRANCY	OTHER OFFENSES	SUSPICIOUS	CURFEW VIOLATION	RUN-AWAYS
		NAKED AND DRUG	CURTIC GAMBLING	FAMILY OFFENSES	DRIVING UNLICENSED	LIQUOR LAWS	DRUNKENNESS								
0	5	10	1	2	16	0	645	40	0	1	0	24	0		
0	0	0	8	0	24	0	616	33	0	6	0	52	3		
0	5+	4+	7-	2+	8-	0	11-	7+	0	5-	0	28-	3-		
0	1	0	7	14	27	2	642	17	0	28	0	6	3		
0	0	4	0	4	30	0	543	17	0	46	0	2	2		
0	1+	4-	7+	10+	3-	2+	59+	0	0	18-	0	4+	1+		
0	0	3	0	0	2	1	114	1	0	0	0	0	2		
0	0	0	0	0	17	0	47	7	0	2	0	1	1		
0	0	3+	0	0	15-	1+	47+	6-	0	2-	0	1-	1+		
0	0	0	0	0	1	0	2	0	0	0	0	0	0		
0	0	0	0	0	9	0	10	0	0	0	0	0	0		
0	0	0	0	1-	8-	0	8-	0	0	0	0	0	0		

0	1	48	0	11	115	3	179	39	4	27	0	1	18		
0	3	35	1	18	121	6	253	18	3	56	0	0	13		
0	2-	13+	1-	7-	6-	5-	74-	21+	1+	29-	0	1+	5+		

0	1	33	0	8	80	0	69	0	0	2	0	0	7		
0	0	25	1	13	83	3	141	0	2	39	0	0	3		
0	1+	8+	1-	5-	3-	3-	32-	0	2-	37-	0	0	4+		
0	0	0	0	0	3	0	0	0	0	0	0	0	0		
0	0	0	0	0	2	0	4	0	0	1	0	0	0		
0	0	0	0	0	1+	0	4-	0	0	1-	0	0	0		
0	1	33	0	8	77	0	69	0	0	2	0	0	7		
0	0	25	1	13	81	3	17	0	2	38	0	0	3		
0	1+	8+	1-	5-	4-	3-	28-	0	2-	36-	0	0	4+		
0	0	15	0	3	35	3	110	39	4	25	0	1	11		
0	3	10	0	5	38	5	152	18	1	17	0	0	10		
0	3-	5+	0	2-	3-	2-	42-	21+	3+	8+	0	1+	1+		
0	0	15	0	3	32	3	162	34	4	18	0	1	11		
0	3	8	0	5	38	5	146	18	0	16	0	0	9		
0	3-	7+	0	2-	6-	2-	44-	16+	4+	2+	0	1+	2+		
0	0	0	0	0	3	0	8	5	0	7	0	0	0		
0	0	2	0	0	0	0	6	0	1	1	0	0	1		
0	0	2-	0	0	3+	0	2+	5+	1-	6+	0	0	1-		
0	0	0	0	0	0	0	0	0	0	0	0	0	0		
0	0	0	0	0	0	0	0	0	0	0	0	0	0		
0	0	0	0	0	0	0	0	0	0	0	0	0	0		

0	1	16	20	3	81	4	1318	15	1	134	0	0	8		
0	0	24	18	0	65	112	1405	80	2	67	0	21	5		
0	1+	8-	2+	3+	16+	108-	67-	65-	1-	67+	0	21-	3+		

0	0	11	20	3	21	0	514	0	1	117	0	0	8		
0	0	7	14	0	27	10	562	0	0	51	0	0	1		
0	0	4+	6+	3+	6-	10-	48-	0	1+	66+	0	0	7+		
0	0	4	0	3	10	0	162	0	1	33	0	0	4		
0	0	2	0	0	8	0	78	0	0	14	0	0	0		
0	0	2+	0	3+	2+	0	64+	0	1+	19+	0	0	4+		
0	0	7	20	0	11	0	352	0	0	84	0	0	4		
0	0	5	14	0	19	10	484	0	0	37	0	0	1		
0	0	2+	6+	0	8-	10-	152-	0	0	47+	0	0	3+		
0	1	5	0	0	60	4	864	15	0	17	0	0	0		
0	0	17	4	0	38	102	843	80	2	16	0	21	4		
0	1+	12-	4-	0	22+	98-	59-	65-	2-	1+	0	21-	4-		
0	0	0	0	0	0	0	66	0	0	2	0	0	0		
0	0	0	0	0	1	2	1	0	2	0	0	0	0		
0	0	0	0	0	1-	2-	55+	0	2-	2+	0	0	0		
0	1	5	0	0	56	0	378	15	0	7	0	0	0		
0	0	17	4	0	37	96	494	73	0	13	0	18	1		
0	1+	12-	4-	0	19+	96-	116-	58-	0	6-	0	18-	1-		
0	0	0	0	0	0	0	159	0	0	0	0	0	0		
0	0	0	0	0	0	0	109	7	0	0	0	0	0		
0	0	0	0	0	0	0	50+	7-	0	0	0	0	0		
0	0	0	0	0	1	4	163	0	0	8	0	0	0		
0	0	0	0	0	0	4	215	0	0	3	0	3	3		
0	0	0	0	0	1+	0	52-	0	0	5+	0	3-	3-		
0	0	0	0	0	3	0	58	0	0	0	0	0	0		
0	0	0	0	0	0	0	14	0	0	0	0	0	0		
0	0	0	0	0	3+	0	44+	0	0	0	0	0	0		

1	9	22	7	8	57	0	567	41	0	207	0	0	8		
0	5	39	18	6	72	18	632	59	0	254	0	0	13		
1+	4+	17-	11-	2+	15-	18-	45-	18-	0	47-	0	0	5-		

0	8	9	0	6	44	0	319	0	0	106	0	0	4		
0	2	18	1	3	59	17	362	1	0	163	0	0	4		
0	6+	9-	1-	3+	15-	17-	43-	1-	0	57-	0	0	0		
0	0	2	0	3	0	0	150	0	0	57	0	0	0		
0	0	8	0	1	2	0	152	1	0	89	0	0	0		
0	0	6-	0	2+	2-	0	42-	1-	0	32-	0	0	0		
0	8	7	0	3	44	0	169	0	0	49	0	0	4		
0	2	10	1	2	57	17	210	0	0	74	0	0	4		
0	6+	3-	1-	1+	13-	17-	41-	0	0	25-	0	0	0		

PART II AFFECTS BY CHARGE AND AGENCY TYPE
 JUVENILE ADULTS GRAND TOTAL OTHER ASSAULTS A-SON FORGERY FRAUD EMBEZZLE STOLEN PROPERTY VANDAL ILLEGAL WEAPONS

MUNICIPAL	76	31	467	496	24	0	4	1	0	12	0	6
75	27	512	539	26	3	4	5	0	5	5	5	5
CHANGE	4+	45-	41-	2-	3-	0	4-	0	7+	5-	1+	
MORGANTOWN PD	76	25	405	430	20	0	4	1	0	11	0	6
75	24	467	491	25	0	2	5	0	5	3	3	5
CHANGE	1+	62-	61-	5-	0	2+	4-	0	6+	3-	1+	
STAR CITY PD	76	0	3	3	0	0	0	0	0	1	0	0
75	0	0	0	0	0	0	0	0	0	0	0	0
CHANGE	0	3+	3+	0	0	0	0	0	1+	0	0	0
WESTOVER PD	76	0	0	0	0	0	0	0	0	0	0	0
75	0	2	2	0	0	0	0	0	0	0	0	0
CHANGE	0	2-	2-	0	0	0	0	0	0	0	0	0
OSAGE PD	76	0	0	0	0	0	0	0	0	0	0	0
75	0	0	0	0	0	0	0	0	0	0	0	0
CHANGE	0	0	0	0	0	0	0	0	0	0	0	0
MVU SECURITY POLICE	76	4	59	65	4	0	0	0	0	0	0	0
75	3	43	46	1	3	2	0	0	0	2	0	0
CHANGE	3+	16+	19+	3+	3-	2-	0	0	0	2-	0	0

MONROE CTY	TOTAL	76	7	222	229	5	0	0	1	0	0	1
75	3	187	190	4	0	0	1	0	0	0	0	5
CHANGE	4+	35+	39+	1+	0	0	1	0	0	0	0	1

RURAL	76	5	221	226	5	0	0	0	0	0	0	4
75	3	187	190	4	0	0	1	0	0	0	0	1
CHANGE	2+	34+	36+	1+	0	0	1-	0	0	0	0	3+
SHERIFF	76	0	87	87	1	0	0	0	0	0	0	2
75	2	108	110	0	0	0	0	0	0	0	0	0
CHANGE	2-	21-	23-	1+	0	0	0	0	0	0	0	2+
STATE POLICE	76	5	134	139	4	0	0	0	0	0	0	2
75	1	79	80	4	0	0	1	0	0	0	0	1
CHANGE	4+	55+	59+	0	0	0	1-	0	0	0	0	1+
MUNICIPAL	76	2	1	3	0	0	0	1	0	0	1	1
75	0	0	0	0	0	0	0	0	0	0	0	0
CHANGE	2+	1+	3+	0	0	0	1+	0	0	0	1+	1+
UNION PD	76	0	0	0	0	0	0	0	0	0	0	0
75	0	0	0	0	0	0	0	0	0	0	0	0
CHANGE	0	0	0	0	0	0	0	0	0	0	0	0
PETERSTOWN PD	76	2	1	3	0	0	0	1	0	0	1	1
75	0	0	0	0	0	0	0	0	0	0	0	0
CHANGE	2+	1+	3+	0	0	0	1+	0	0	0	1+	1+

MORGAN CTY	TOTAL	76	12	185	197	26	0	0	12	0	1	24
75	27	218	245	42	0	1	4	0	4	21	9	
CHANGE	15-	33-	48-	16-	0	1-	8+	0	3-	3+	5-	

RURAL	76	12	181	193	25	0	0	12	0	1	23	4
75	27	208	235	39	0	1	4	0	4	21	9	
CHANGE	15-	27-	42-	14-	0	1-	8+	0	3-	2+	5-	
SHERIFF	76	2	44	46	6	0	0	0	0	0	4	3
75	11	66	77	12	0	1	0	0	1	6	1	
CHANGE	9-	22-	31-	6-	0	1-	0	0	1-	2-	2+	
STATE POLICE	76	10	137	147	19	0	0	12	0	1	19	1
75	16	142	158	27	0	0	4	0	3	15	8	
CHANGE	6-	5-	11-	8-	0	0	8+	0	2-	4+	7-	
MUNICIPAL	76	0	4	4	1	0	0	0	0	0	1	0
75	0	10	10	3	0	0	0	0	0	0	0	0
CHANGE	0	6-	6-	2-	0	0	0	0	0	0	1+	0
BERKELEY SPRINGS PD	76	0	0	0	0	0	0	0	0	0	0	0
75	0	0	0	0	0	0	0	0	0	0	0	0
CHANGE	0	0	0	0	0	0	0	0	0	0	0	0
PAN-PAN PD	76	0	4	4	1	0	0	0	0	0	1	0
75	0	10	10	3	0	0	0	0	0	0	0	0
CHANGE	0	6-	6-	2-	0	0	0	0	0	0	1+	0

NICHOLAS CTY	TOTAL	76	69	1087	1156	27	1	1	2	2	0	9
75	31	923	954	25	0	8	6	1	1	9	16	
CHANGE	38+	164+	202+	2+	1+	7-	4-	1+	1-	0	13-	

RURAL	76	37	553	590	1	1	1	0	2	0	4	2
75	16	919	935	15	0	5	5	1	1	1	7	
CHANGE	21+	34+	55+	14-	1+	4-	5-	1+	1-	3-	9-	
SHERIFF	76	24	199	223	0	1	0	0	2	0	0	2
75	10	126	136	5	1	1	5	0	1	5	4	
CHANGE	14+	73+	87+	5-	1+	1-	5-	2+	1-	5-	2-	
STATE POLICE	76	13	354	367	1	0	1	0	0	0	4	0
75	0	393	399	10	0	4	0	1	0	2	3	
CHANGE	7+	39-	32-	9-	0	3-	0	1-	0	2+	3-	
MUNICIPAL	76	32	534	566	26	0	0	2	0	0	5	1
75	15	404	419	10	0	3	1	0	0	2	9	
CHANGE	17+	130+	147+	16+	0	3-	1+	0	0	3+	8-	
RICHWOOD PD	76	9	428	437	21	0	0	0	0	0	0	1
75	4	302	306	8	0	0	0	0	0	0	0	
CHANGE	5+	126+	131+	13+	0	0	0	0	0	0	7-	

CUMULATIVE VICE	SEX OFFENSES	PART II NARCOTIC AND DRUG	GAMBLING	ARRESTS BY FAMILY OFFENSES	CHARGE DRIVING UND INFL	AND LIQUOR LAWS	AGENCY TYPE DRUNK-ENNESS	DISORD CONDUCT	VAGRANCY	OTHER OFFENSES	SUSPICION	CURFEW LOITER	RUN-AWAYS
1	1	13	7	2	13	0	208	41	0	101	0	0	4
0	3	21	17	3	13	1	270	58	0	91	0	0	9
1+	2-	8-	10-	1-	0	1-	2-	17-	0	10+	0	0	5-
1	0	11	7	2	12	0	249	40	0	62	0	0	4
0	1	20	17	3	13	0	261	57	0	65	0	0	9
1+	1-	9-	10-	1-	1-	0	12-	17-	0	3-	0	0	5-
0	0	2	0	0	0	0	0	0	0	0	0	0	0
0	0	0	0	0	0	0	0	0	0	0	0	0	0
0	0	2+	0	0	0	0	0	0	0	0	0	0	0
0	0	0	0	0	0	0	0	0	0	0	0	0	0
0	0	1	0	0	0	0	1	0	0	0	0	0	0
0	0	1-	0	0	0	0	1-	0	0	0	0	0	0
0	0	0	0	0	0	0	0	0	0	0	0	0	0
0	0	0	0	0	0	0	0	0	0	0	0	0	0
0	1	0	0	0	1	0	19	1	0	39	0	0	0
0	2	0	0	0	0	1	8	1	0	26	0	0	0
0	1-	0	0	0	1+	1-	11+	0	0	13+	0	0	0

0	0	1	0	0	8	0	106	1	0	98	0	0	3
0	0	0	0	0	30	0	130	0	0	21	0	0	3
0	0	1+	0	0	22-	0	4-	1+	0	77+	0	0	0

0	0	1	0	0	8	0	106	1	0	98	0	0	3
0	0	0	0	0	30	0	130	0	0	21	0	0	3
0	0	1+	0	0	22-	0	4-	1+	0	77+	0	0	0
0	0	0	0	0	6	0	17	1	0	0	0	0	0
0	0	0	0	0	20	0	66	0	0	2	0	0	2
0	0	0	0	0	14-	0	9-	1+	0	2-	0	0	2-
0	0	1	0	0	2	0	49	0	0	98	0	0	3
0	0	0	0	0	10	0	44	0	0	19	0	0	1
0	0	1+	0	0	8-	0	15-	0	0	79+	0	0	2+
0	0	0	0	0	0	0	0	0	0	0	0	0	0
0	0	0	0	0	0	0	0	0	0	0	0	0	0
0	0	0	0	0	0	0	0	0	0	0	0	0	0
0	0	0	0	0	0	0	0	0	0	0	0	0	0
0	0	0	0	0	0	0	0	0	0	0	0	0	0
0	0	0	0	0	0	0	0	0	0	0	0	0	0
0	0	0	0	0	0	0	0	0	0	0	0	0	0

0	0	2	0	2	22	0	68	0	0	29	0	0	7
0	0	1	0	2	15	2	90	4	1	40	0	0	9
0	0	1+	0	0	7+	2-	2-	4-	1-	11-	0	0	2-

0	0	2	0	2	22	0	66	0	0	29	0	0	7
0	0	1	0	2	15	2	67	0	1	40	0	0	9
0	0	1+	0	0	7+	2-	4-	1-	1-	11-	0	0	2-
0	0	1	0	0	9	0	15	0	0	8	0	0	0
0	0	1	0	1	1	2	49	0	1	11	0	0	0
0	0	0	0	1-	8+	2-	4-	1-	3-	3-	0	0	0
0	0	1	0	2	13	0	51	0	0	21	0	0	7
0	0	0	0	1	14	0	48	0	0	29	0	0	9
0	0	1+	0	1+	1-	0	3+	0	0	8-	0	0	2-
0	0	0	0	0	0	0	2	0	0	0	0	0	0
0	0	0	0	0	0	0	3	4	0	0	0	0	0
0	0	0	0	0	0	0	1-	4-	0	0	0	0	0
0	0	0	0	0	0	0	0	0	0	0	0	0	0
0	0	0	0	0	0	0	0	0	0	0	0	0	0
0	0	0	0	0	0	0	2	0	0	0	0	0	0
0	0	0	0	0	0	0	3	4	0	0	0	0	0
0	0	0	0	0	0	0	1-	4-	0	0	0	0	0

0	0	30	1	17	113	11	579	29	2	295	0	0	34
0	1	11	4	22	72	13	440	17	0	296	0	3	9
0	1-	19+	3-	5-	41+	2-	159+	12+	2+	1-	0	3-	25+

0	0	18	1	11	56	10	197	9	2	247	0	0	28
0	1	8	4	11	50	6	169	8	0	211	0	0	6
0	1-	10+	3-	0	6+	4+	8+	1+	2+	36+	0	0	22+
0	0	2	0	7	37	2	148	9	0	23	0	0	20
0	1	2	0	9	20	0	62	8	0	8	0	0	5
0	1-	0	0	2-	17+	2+	56+	1+	0	15+	0	0	15+
0	0	16	1	4	19	8	79	0	2	224	0	0	8
0	0	6	4	2	30	6	147	0	0	203	0	0	1
0	0	10+	3-	2+	11-	2+	48-	0	2+	21+	0	0	7+
0	0	12	0	6	57	7	362	20	0	48	0	0	6
0	0	3	0	11	22	7	251	9	0	85	0	3	3
0	0	9+	0	5-	35+	6-	151+	11+	0	37-	0	3-	3+
0	0	8	0	6	43	1	308	15	0	34	0	0	0
0	0	0	0	11	17	7	174	9	0	69	0	3	0
0	0	8+	0	5-	26+	6-	154+	6+	0	35-	0	3-	0

		PART II ARRESTS BY CHANGE AND AGENCY TYPE				AN	FURGERY	FRAUD	EMBEZZLE	STOLEN	VANDAL	ILLEGAL	
		JUVENILE	ADULTS	GRAND TOTAL	OTHER ASSAULTS	SUN			PROPERTY		WEAPONS		
SUMMERSVILLE PD	76	23	106	129	5	0	0	2	0	0	0		
	75	11	102	113	2	0	3	1	0	5	1		
	CHANGE	12+	4+	16+	3+	0	3-	1+	0	3+	1-		

OHIO CTY	TOTAL	76	196	1893	2069	231	1	22	55	4	14	64	42
	75	112	1786	1900	259	4	17	29	0	31	36	51	
	CHANGE	84+	105+	189+	28-	3-	5+	26+	4+	17-	28+	9-	

RURAL	76	70	792	862	47	1	12	22	2	3	4	17	
	75	20	550	570	49	4	3	6	0	9	6	10	
	CHANGE	50+	242+	292+	2-	3-	9+	16+	2+	6-	2-	7+	
SHERIFF	76	52	319	371	21	1	2	12	1	2	2	7	
	75	11	214	225	28	1	0	5	0	3	1	5	
	CHANGE	41+	105+	146+	7-	0	2+	7+	1+	1-	1+	2+	
STATE POLICE	76	18	473	491	26	0	10	10	1	1	2	10	
	75	9	336	345	21	3	3	1	0	6	5	5	
	CHANGE	9+	137+	146+	5+	3-	7+	9+	1+	5-	3-	5+	
MUNICIPAL	76	126	1101	1227	184	0	10	33	2	11	60	25	
	75	92	1238	1330	210	0	14	23	0	22	30	41	
	CHANGE	34+	137-	103-	26-	0	4-	10+	2+	11-	30+	16-	
WHEELING PD	76	126	1095	1221	184	0	10	33	2	11	60	25	
	75	92	1234	1326	207	0	14	23	0	22	30	41	
	CHANGE	34+	139-	105-	23-	0	4-	10+	2+	11-	30+	16-	
TRIADELPHIA PD	76	0	0	0	0	0	0	0	0	0	0	0	
	75	0	0	0	0	0	0	0	0	0	0	0	
	CHANGE	0	0	0	0	0	0	0	0	0	0	0	
BETHLEHEM PD	76	0	0	0	0	0	0	0	0	0	0	0	
	75	0	4	0	3	0	0	0	0	0	0	0	
	CHANGE	0	4-	4-	3-	0	0	0	0	0	0	0	
WEST LIBERTY PD	76	0	6	6	0	0	0	0	0	0	0	0	
	75	0	0	0	0	0	0	0	0	0	0	0	
	CHANGE	0	6+	6+	0	0	0	0	0	0	0	0	

PENDLETON CTY	TOTAL	76	15	218	233	32	0	8	0	0	5	8	
	75	15	173	188	22	0	2	0	0	1	2	5	
	CHANGE	0	45+	45+	10+	0	6+	0	0	1-	3+	3+	

RURAL	76	14	176	190	32	0	8	0	0	0	5	5	
	75	13	150	163	22	0	2	0	0	1	2	5	
	CHANGE	1+	26+	27+	10+	0	6+	0	0	1-	3+	0	
SHERIFF	76	0	0	0	0	0	0	0	0	0	0	0	
	75	0	0	0	0	0	0	0	0	0	0	0	
	CHANGE	0	0	0	0	0	0	0	0	0	0	0	
STATE POLICE	76	14	176	190	32	0	8	0	0	0	5	5	
	75	13	150	163	22	0	2	0	0	1	2	5	
	CHANGE	1+	26+	27+	10+	0	6+	0	0	1-	3+	0	
MUNICIPAL	76	1	42	43	0	0	0	0	0	0	0	3	
	75	2	23	25	0	0	0	0	0	0	0	0	
	CHANGE	1-	19+	18+	0	0	0	0	0	0	0	3+	
FRANKLIN PD	76	1	42	43	0	0	0	0	0	0	0	3	
	75	2	23	25	0	0	0	0	0	0	0	0	
	CHANGE	1-	19+	18+	0	0	0	0	0	0	0	3+	

PLEASANTS CTY	TOTAL	76	23	236	259	23	0	17	0	0	0	4	
	75	8	184	192	40	0	0	1	1	1	7	1	
	CHANGE	15+	52+	67+	17-	0	0	16+	1-	1-	7-	3+	

RURAL	76	4	162	166	22	0	17	0	0	0	0	4	
	75	8	164	172	40	0	0	1	1	1	7	1	
	CHANGE	4-	2-	6-	18-	0	0	16+	1-	1-	7-	3+	
SHERIFF	76	0	0	0	0	0	0	0	0	0	0	0	
	75	0	3	3	0	0	0	0	0	0	0	0	
	CHANGE	0	3-	3-	0	0	0	0	0	0	0	0	
STATE POLICE	76	4	162	166	22	0	17	0	0	0	0	4	
	75	8	161	169	40	0	0	1	1	1	7	1	
	CHANGE	4-	1+	3-	18-	0	0	16+	1-	1-	7-	3+	
MUNICIPAL	76	19	74	93	1	0	0	0	0	0	0	0	
	75	0	20	20	0	0	0	0	0	0	0	0	
	CHANGE	19+	54+	73+	1+	0	0	0	0	0	0	0	
ST MARYS PD	76	19	74	93	1	0	0	0	0	0	0	0	
	75	0	20	20	0	0	0	0	0	0	0	0	
	CHANGE	19+	54+	73+	1+	0	0	0	0	0	0	0	

PCCAHONTAS CTY	TOTAL	76	16	213	229	23	3	0	0	1	1	5	
	75	23	324	347	13	3	0	0	0	0	5	9	
	CHANGE	7-	111-	118-	10+	0	0	0	0	1+	4-	4-	

RURAL	76	7	147	154	22	3	0	0	0	1	0	5	
	75	7	230	237	11	3	0	0	0	0	3	7	
	CHANGE	0	83-	83-	11+	0	0	0	0	1+	3-	2-	
SHERIFF	76	0	16	16	1	0	0	0	0	0	0	0	
	75	3	78	81	2	0	0	0	0	0	3	0	
	CHANGE	3-	62-	65-	1-	0	0	0	0	0	3-	0	
STATE POLICE	76	7	131	138	21	3	0	0	0	1	0	5	
	75	4	152	156	9	3	0	0	0	0	0	7	
	CHANGE	3+	21-	18-	12+	0	0	0	0	1+	0	2-	

CCML VICE	%FX OFFENSES	PART II NARCOTIC GAMBLING AND DRUG		ARRESTS BY CHARGE FAMILY DRIVING OFFENSES UND INFL		AND AGENCY TYPE LIQUOR LANS	DRUNK- ENLSS	DISORD CONDUCT	VAGRANCY	OTHER OFFENSES	SUSPICION CURFEW LOITER	RUN- AWAYS
0	0	4	0	0	14	0	14	5	0	14	0	6
0	0	3	0	0	5	0	77	0	0	16	0	3
0	0	1+	0	0	9+	0	3-	5+	0	7-	0	3+
74	9	87	4	15	191	30	7-7	55	2	434	0	40
79	1	66	14	6	163	13	5-4	76	4	457	0	20
5-	8+	21+	10-	9+	28+	17+	1+3+	21-	2-	23-	0	20+
74	0	29	0	0	95	0	259	4	0	218	0	35
20	0	13	0	0	81	1	2-1	1	0	136	0	0
54+	0	16+	0	0	14+	1-	48+	3+	0	82+	0	35+
4	0	19	0	0	20	0	1-2	4	0	87	0	27
0	0	8	0	0	16	1	4+	1	0	67	0	0
4+	0	11+	0	0	4+	1-	13+	3+	0	20+	0	27+
70	0	10	0	0	75	0	1-7	0	0	131	0	8
20	0	5	0	0	65	0	1-2	0	0	69	0	0
50+	0	5+	0	0	10+	0	5-	0	0	62+	0	8+
0	9	58	4	15	96	30	4-8	51	2	216	0	5
59	1	53	14	6	82	12	3-3	75	4	321	0	20
59-	8+	5+	10-	9+	14+	18+	75+	24-	2-	105-	0	15-
0	9	52	4	15	96	30	4-8	51	2	216	0	5
59	1	53	14	6	81	12	3-3	75	4	321	0	20
59-	8+	1-	10-	9+	15+	18+	75+	24-	2-	105-	0	15-
0	0	0	0	0	0	0	0	0	0	0	0	0
0	0	0	0	0	0	0	0	0	0	0	0	0
0	0	0	0	0	0	0	0	0	0	0	0	0
0	0	0	0	0	1	0	0	0	0	0	0	0
0	0	0	0	0	1-	0	0	0	0	0	0	0
0	0	6	0	0	0	0	0	0	0	0	0	0
0	0	0+	0	0	0	0	0	0	0	0	0	0
0	0	0	0	8	24	0	6-3	5	0	67	0	8
0	1	7	0	3	25	2	5-3	5	0	60	0	0
0	1-	7-	0	5+	1-	2-	15+	0	0	7+	0	8+
0	0	0	0	8	22	0	-0	5	0	67	0	8
0	1	7	0	3	19	2	-3	4	0	58	0	0
0	1-	7-	0	5+	3+	2-	7-	1+	0	9+	0	8+
0	0	0	0	0	0	0	0	0	0	0	0	0
0	0	0	0	0	0	0	0	0	0	0	0	0
0	0	0	0	0	0	0	0	0	0	0	0	0
0	0	0	0	8	22	0	-0	5	0	67	0	8
0	1	7	0	3	19	2	3	4	0	58	0	0
0	1-	7-	0	5+	3+	2-	7-	1+	0	9+	0	8+
0	0	0	0	0	2	0	-8	0	0	0	0	0
0	0	0	0	0	6	0	16	1	0	2	0	0
0	0	0	0	0	4-	0	-2+	1-	0	2-	0	0
0	0	0	0	0	2	0	-8	0	0	0	0	0
0	0	0	0	0	6	0	16	1	0	2	0	0
0	0	0	0	0	4-	0	-2+	1-	0	2-	0	0
0	0	0	0	2	15	0	114	0	0	64	0	3
0	1	0	0	4	6	0	-5	0	0	96	0	1
0	1-	0	0	2-	9+	0	79+	0	0	30-	0	2+
0	0	0	0	2	9	0	45	0	0	64	0	3
0	1	0	0	4	5	0	19	0	0	91	0	1
0	1-	0	0	2-	4+	0	-6+	0	0	27-	0	2+
0	0	0	0	0	0	0	0	0	0	0	0	0
0	0	0	0	0	0	0	3	0	0	0	0	0
0	0	0	0	0	0	0	3-	0	0	0	0	0
0	0	0	0	2	9	0	45	0	0	64	0	3
0	1	0	0	4	5	0	16	0	0	91	0	1
0	1-	0	0	2-	4+	0	-9+	0	0	27-	0	2+
0	0	0	0	0	6	0	69	0	0	0	0	0
0	0	0	0	0	1	0	16	0	0	3	0	0
0	0	0	0	0	5+	0	53+	0	0	3-	0	0
0	0	0	0	0	6	0	69	0	0	0	0	0
0	0	0	0	0	1	0	16	0	0	3	0	0
0	0	0	0	0	5+	0	53+	0	0	3-	0	0
0	0	5	0	1	10	0	46	10	3	66	0	5
0	0	4	0	1	28	0	2-2	12	0	42	0	6
0	0	1+	0	0	18-	0	1-6-	2-	3+	24+	0	3+
0	0	5	0	1	6	0	45	1	0	60	0	5
0	0	4	0	1	24	0	1+8	1	0	33	0	2
0	0	1+	0	0	18-	0	1-3-	0	0	27+	0	3+
0	0	0	0	1	1	0	12	1	0	0	0	0
0	0	0	0	0	10	0	65	1	0	0	0	0
0	0	0	0	1+	9-	0	3-	0	0	0	0	0
0	0	5	0	0	5	0	33	0	0	60	0	5
0	0	4	0	1	14	0	83	0	0	33	0	2
0	0	1+	0	1-	9-	0	3-0-	0	0	27+	0	3+

PART II ARRESTS BY CHARGE AND AGENCY TYPE
 JUVENILE ADULTS GRAND TOTAL OTHER ASSAULTS

						ASUN	FORGERY	FRAUD	EMBEZZLE	STOLEN PROPERTY	VANDAL	ILLEGAL WEAPONS	
MUNICIPAL	76	9	66	75	1	0	0	0	0	0	1	0	
	75	16	94	110	2	0	0	0	0	0	2	2	
CHANGE		7-	28-	35-	1-	0	0	0	0	0	1-	2-	
MARLINTON PD	76	9	66	75	1	0	0	0	0	0	1	0	
	75	16	94	110	2	0	0	0	0	0	2	2	
CHANGE		7-	28-	35-	1-	0	0	0	0	0	1-	2-	

PRESTON CTY	TOTAL	76	22	436	458	11	0	3	18	0	2	10	12
	75	37	517	554	13	3	5	22	0	2	8	14	
CHANGE		15-	81-	96-	2-	3-	2-	4-	0	0	2+	2-	

RURAL	76	11	267	278	10	0	2	18	0	1	8	8	
	75	29	341	370	6	0	4	22	0	2	8	7	
CHANGE		18-	74-	92-	4+	0	2-	4-	0	1-	0	1+	
SHERIFF	76	11	169	180	3	0	2	0	0	1	5	1	
	75	29	204	233	3	0	3	0	0	1	2	4	
CHANGE		18-	35-	53-	0	0	1-	0	0	0	3+	3-	
STATE POLICE	76	0	98	0	7	0	0	18	0	0	3	7	
	75	0	137	137	3	0	1	22	0	1	6	3	
CHANGE		0	39-	39-	4+	0	1-	4-	0	1-	3-	4+	
MUNICIPAL	76	11	169	180	1	0	1	0	0	1	2	4	
	75	8	176	184	7	3	1	0	0	0	0	7	
CHANGE		3+	7-	4-	6-	3-	0	0	0	1+	2+	3-	
KINGHOOD PD	76	1	51	52	0	0	0	0	0	1	0	0	
	75	0	79	79	3	0	0	0	0	0	0	0	
CHANGE		1+	28-	27-	3-	0	0	0	0	1+	0	0	
TERRA ALTA PD	76	4	80	84	0	0	1	0	0	0	2	4	
	75	3	68	71	0	3	1	0	0	0	0	6	
CHANGE		1+	12+	13+	0	3-	0	0	0	0	2+	2-	
ROWLESBURG PD	76	1	12	13	0	0	0	0	0	0	0	0	
	75	0	0	0	0	0	0	0	0	0	0	0	
CHANGE		1+	12+	13+	0	0	0	0	0	0	0	0	
MASONTOWN PD	76	5	25	30	0	0	0	0	0	0	0	0	
	75	5	20	25	0	0	0	0	0	0	0	0	
CHANGE		0	5+	5+	0	0	0	0	0	0	0	0	
NEWBURG PD	76	0	0	0	0	0	0	0	0	0	0	0	
	75	0	5	5	1	0	0	0	0	0	0	1	
CHANGE		0	5-	5-	1-	0	0	0	0	0	0	1-	
TUNNELTON PD	76	0	1	1	1	0	0	0	0	0	0	0	
	75	0	4	4	3	0	0	0	0	0	0	0	
CHANGE		0	3-	3-	2-	0	0	0	0	0	0	0	

PUTNAM CTY	TOTAL	76	61	1384	1445	46	0	5	1	19	9	18	
	75	79	1187	1266	55	1	23	6	1	6	14	13	
CHANGE		18-	197+	179+	9-	1-	18-	5-	1-	13+	5-	5+	

RURAL	76	43	1315	1358	44	0	5	1	0	19	9	18	
	75	42	1157	1199	51	1	23	6	1	2	12	13	
CHANGE		1+	158+	159+	7-	1-	18-	5-	1-	17+	3-	5+	
SHERIFF	76	33	812	845	44	0	2	0	0	14	9	14	
	75	11	468	479	28	0	0	0	0	0	6	3	
CHANGE		22+	344+	366+	16+	0	2+	0	0	14+	3+	11+	
STATE POLICE	76	10	503	513	0	0	3	1	0	5	0	4	
	75	31	689	720	23	1	23	6	1	2	6	10	
CHANGE		21-	186-	207-	23-	1-	20-	5-	1-	3+	6-	6-	
MUNICIPAL	76	18	69	87	2	0	0	0	0	0	0	0	
	75	37	30	67	4	0	0	0	0	4	2	0	
CHANGE		19-	39+	20+	2-	0	0	0	0	4-	2-	0	
HURRICANE PD	76	15	68	83	2	0	0	0	0	0	0	0	
	75	37	30	67	4	0	0	0	0	4	2	0	
CHANGE		22-	38+	16+	2-	0	0	0	0	4-	2-	0	
ELEANOR PD	76	3	1	4	0	0	0	0	0	0	0	0	
	75	0	0	0	0	0	0	0	0	0	0	0	
CHANGE		3+	1+	4+	0	0	0	0	0	0	0	0	

RALEIGH CTY	TOTAL	76	202	2838	3040	90	7	11	66	1	16	53	66
	75	280	3519	3799	84	3	22	108	0	10	61	95	
CHANGE		78-	681-	759-	6+	4+	11-	42-	1+	6+	8-	29-	

RURAL	76	89	1376	1465	50	5	8	51	0	11	20	28	
	75	82	2229	2311	56	0	1	40	0	5	12	64	
CHANGE		7+	853-	846-	6-	5+	7+	11+	0	6+	8+	36-	
SHERIFF	76	49	586	635	18	2	4	17	0	2	3	12	
	75	26	1125	1153	33	0	1	5	0	2	0	28	
CHANGE		21+	539-	518-	15-	2+	3+	12+	0	0	3+	16-	
STATE POLICE	76	40	790	830	32	3	4	34	0	9	17	16	
	75	54	1104	1158	23	0	4	35	0	3	12	36	
CHANGE		14-	314-	328-	9+	3+	4+	1-	0	6+	5+	20-	
MUNICIPAL	76	113	1462	1575	40	2	3	15	1	5	33	38	
	75	198	1290	1488	28	3	21	68	0	5	49	31	
CHANGE		85-	172+	87+	12+	1-	18-	53-	1+	0	16-	7+	
BECKLEY PD	76	110	1384	1494	40	0	3	15	1	5	33	35	
	75	184	1247	1431	28	3	21	68	0	4	45	31	
CHANGE		74-	137+	63+	12+	3-	18-	53-	1+	1+	12-	4+	

CUMULATIVE	SEX OFFENSES	PART II		ARRESTS BY CHARGE				DISORD CONDUCT	VAGRANCY	OTHER OFFENSES	SUSPICION	CURFEW LOITER	RUN-AWAYS	
		NARCOTIC AND DRUG	GAMBLING	FAMILY OFFENSES	DRIVING UNLICENSED	LIQUOR LAWS	AND AGENCY TYPE							DRUNK-ENRICHES
0	0	0	0	0	0	4	0	1	9	3	6	0	0	0
0	0	0	0	0	0	4	0	14	11	0	9	0	6	0
0	0	0	0	0	0	0	0	13-	2-	3+	3-	0	6-	0
0	0	0	0	0	0	4	0	1	9	3	6	0	0	0
0	0	0	0	0	0	4	0	1	11	0	9	0	6	0
0	0	0	0	0	0	0	0	13-	2-	3+	3-	0	6-	0

0	0	22	0	10	50	22	240	5	0	49	0	1	3	0
0	1	38	0	20	43	18	266	11	0	63	0	2	5	0
0	1-	16-	0	10-	7+	4+	40-	6-	0	14-	0	1-	2-	0

0	0	13	0	10	33	17	141	3	0	31	0	0	3	0
0	1	37	0	20	21	13	140	4	0	60	0	0	5	0
0	1-	24-	0	10-	12+	4+	19-	1-	0	29-	0	0	2-	0
0	0	13	0	2	24	16	60	2	0	28	0	0	3	0
0	1	35	0	4	12	11	106	3	0	43	0	0	5	0
0	1-	22-	0	2-	12+	5+	16-	1-	0	15-	0	0	2-	0
0	0	0	0	8	9	1	41	1	0	3	0	0	0	0
0	0	2	0	16	9	2	24	1	0	17	0	0	0	0
0	0	2-	0	8-	0	1-	13-	0	0	14-	0	0	0	0
0	0	9	0	0	17	5	119	2	0	18	0	1	0	0
0	0	1	0	0	22	5	146	7	0	3	0	2	0	0
0	0	8+	0	0	5-	0	7-	5-	0	15+	0	1-	0	0
0	0	0	0	0	3	0	48	0	0	0	0	0	0	0
0	0	0	0	0	8	0	41	7	0	0	0	0	0	0
0	0	0	0	0	5-	0	13-	7-	0	0	0	0	0	0
0	0	6	0	0	6	3	44	1	0	17	0	0	0	0
0	0	1	0	0	12	5	40	0	0	3	0	0	0	0
0	0	5+	0	0	6-	2-	4+	1+	0	14+	0	0	0	0
0	0	0	0	0	2	0	11	0	0	0	0	0	0	0
0	0	0	0	0	0	0	0	0	0	0	0	0	0	0
0	0	0	0	0	2+	0	11+	0	0	0	0	0	0	0
0	0	3	0	0	6	2	16	1	0	1	0	1	0	0
0	0	0	0	0	0	0	13	0	0	0	0	2	0	0
0	0	3+	0	0	6+	2+	7-	1+	0	1+	0	1-	0	0
0	0	0	0	0	0	0	0	0	0	0	0	0	0	0
0	0	0	0	0	1	0	2	0	0	0	0	0	0	0
0	0	0	0	0	1-	0	2-	0	0	0	0	0	0	0
0	0	0	0	0	0	0	0	0	0	0	0	0	0	0
0	0	0	0	0	1	0	0	0	0	0	0	0	0	0
0	0	0	0	0	1-	0	0	0	0	0	0	0	0	0

0	1	22	3	67	102	0	695	5	0	433	0	9	10	0
0	1	38	0	67	68	18	562	5	12	338	0	8	10	0
0	0	16-	3+	0	34+	18-	113+	0	12-	95+	0	1+	0	0

0	1	20	3	65	80	0	661	1	0	421	0	0	10	0
0	1	38	0	67	65	18	555	1	12	324	0	3	6	0
0	0	18-	3+	2-	15+	18-	106+	0	12-	97+	0	3-	4+	0
0	0	16	0	18	63	0	539	1	0	119	0	0	6	0
0	0	9	0	14	38	17	267	1	0	73	0	3	0	0
0	0	7+	0	4+	25+	17-	222+	0	0	46+	0	3-	6+	0
0	1	4	3	47	17	0	122	0	0	302	0	0	4	0
0	1	29	0	53	27	1	268	0	12	251	0	0	6	0
0	0	25-	3+	6-	10-	1-	140-	0	12-	51+	0	0	2-	0
0	0	2	0	2	22	0	34	4	0	12	0	9	0	0
0	0	0	0	0	3	0	27	4	0	14	0	5	4	0
0	0	2+	0	2+	19+	0	7+	0	0	2-	0	4+	4-	0
0	0	2	0	2	22	0	33	4	0	9	0	9	0	0
0	0	0	0	0	3	0	27	4	0	14	0	5	4	0
0	0	2+	0	2+	19+	0	6+	0	0	5-	0	4+	4-	0
0	0	0	0	0	0	0	1	0	0	3	0	0	0	0
0	0	0	0	0	0	0	0	0	0	0	0	0	0	0
0	0	0	0	0	0	0	1+	0	0	3+	0	0	0	0

3	14	177	11	10	409	21	1726	8	0	317	0	0	4	0
0	17	174	11	36	381	8	2161	39	0	565	0	5	19	0
3+	3-	3+	0	26-	28+	13+	405-	31-	0	248-	0	5-	15-	0

3	3	109	1	7	204	1	748	2	0	211	0	0	3	0
0	7	90	4	29	239	0	1378	28	0	356	0	0	2	0
3+	4-	19+	3-	22-	35-	1+	120-	26-	0	145-	0	0	1+	0
3	1	74	0	6	73	0	304	0	0	113	0	0	3	0
0	0	69	0	24	106	0	663	0	0	220	0	0	2	0
3+	1+	5+	0	18-	33-	0	329-	0	0	107-	0	0	1+	0
0	2	35	1	1	131	1	444	2	0	98	0	0	0	0
0	7	21	4	5	133	0	715	28	0	136	0	0	0	0
0	5-	14+	3-	4-	2-	1+	271-	26-	0	38-	0	0	0	0
0	11	68	10	3	205	20	1068	6	0	106	0	0	1	0
0	10	84	7	7	142	8	763	11	0	209	0	5	17	0
0	1+	16-	3+	4-	63+	12+	225+	5-	0	103-	0	5-	16-	0
0	11	66	10	3	197	17	948	6	0	103	0	0	1	0
0	8	83	7	7	139	8	743	11	0	208	0	0	17	0
0	3+	17-	3+	4-	58+	9+	265+	5-	0	105-	0	0	16-	0

		PART II ARRESTS BY CHARGE AND			AGENCY TYPE		ANSON	FORGERY	FRAUD	EMBEZZLE	STOLEN PROPERTY	VANDAL	ILLEGAL WEAPONS
		JUVENILE	ADULTS	GRAND TOTAL	DITHEP ASSAULTS								
MABSCOTT PD	76	1	12	13	0	0	0	0	0	0	0	0	1
	75	0	16	18	0	0	0	0	0	0	0	0	0
	CHANGE	1+	6-	5-	0	0	0	0	0	0	0	0	1+
SOPHIA PD	76	2	63	65	0	0	0	0	0	0	0	0	2
	75	14	25	49	0	0	0	0	0	1	4	0	0
	CHANGE	12-	38+	26+	0	0	0	0	0	1-	4-	0	2+
RHODELL PD	76	0	3	3	0	2	0	0	0	0	0	0	0
	75	0	0	0	0	0	0	0	0	0	0	0	0
	CHANGE	0	3+	3+	0	2+	0	0	0	0	0	0	0

RANDOLPH CTY TOTAL	76	36	1360	1396	70	0	8	326	0	1	1	1	2
	75	45	1517	1562	65	2	13	141	1	0	5	7	0
	CHANGE	9-	157-	166-	5+	2-	5-	185+	1-	1+	4-	5-	7-

RURAL	76	35	757	792	70	0	8	326	0	1	1	1	2
	75	44	867	911	65	2	13	141	1	0	5	7	0
	CHANGE	9-	110-	119-	5+	2-	5-	185+	1-	1+	4-	5-	7-
SHERIFF	76	6	115	121	17	0	1	49	0	0	0	1	1
	75	3	84	87	5	0	0	15	1	0	2	2	0
	CHANGE	3+	31+	34+	12+	0	1+	34+	1-	0	2-	1-	0
STATE POLICE	76	29	642	671	53	0	7	277	0	1	1	1	1
	75	41	783	824	60	2	13	126	0	0	3	5	0
	CHANGE	12-	141-	153-	7-	2-	6-	151+	0	1+	2-	4-	0
MUNICIPAL	76	1	603	604	0	0	0	0	0	0	0	0	0
	75	1	650	651	0	0	0	0	0	0	0	0	0
	CHANGE	0	47-	47-	0	0	0	0	0	0	0	0	0
ELKINS PD	76	1	597	598	0	0	0	0	0	0	0	0	0
	75	1	650	651	0	0	0	0	0	0	0	0	0
	CHANGE	0	53-	53-	0	0	0	0	0	0	0	0	0
MILL CREEK PD	76	0	6	6	0	0	0	0	0	0	0	0	0
	75	0	0	0	0	0	0	0	0	0	0	0	0
	CHANGE	0	6+	6+	0	0	0	0	0	0	0	0	0

RITCHIE CTY TOTAL	76	6	281	287	35	0	1	86	0	1	3	6	6
	75	0	445	445	40	0	2	150	0	0	0	21	0
	CHANGE	6+	164-	158-	5-	0	1-	64-	0	1+	3+	15-	0

RURAL	76	0	249	249	34	0	1	86	0	1	0	6	6
	75	0	445	445	40	0	2	150	0	0	0	21	0
	CHANGE	0	196-	196-	6-	0	1-	64-	0	1+	0	15-	0
SHERIFF	76	0	4	4	0	0	0	0	0	0	0	0	0
	75	0	4	4	0	0	0	0	0	0	0	0	0
	CHANGE	0	0	0	0	0	0	0	0	0	0	0	0
STATE POLICE	76	0	245	245	34	0	1	86	0	1	0	6	6
	75	0	441	441	40	0	2	150	0	0	0	21	0
	CHANGE	0	196-	196-	6-	0	1-	64-	0	1+	0	15-	0
MUNICIPAL	76	6	32	38	1	0	0	0	0	0	3	0	0
	75	0	0	0	0	0	0	0	0	0	0	0	0
	CHANGE	6+	32+	38+	1+	0	0	0	0	0	3+	0	0
PENNSBORO PD	76	0	31	37	1	0	0	0	0	0	3	0	0
	75	0	0	0	0	0	0	0	0	0	0	0	0
	CHANGE	6+	31+	37+	1+	0	0	0	0	0	3+	0	0
CAIRO PD	76	0	1	1	0	0	0	0	0	0	0	0	0
	75	0	0	0	0	0	0	0	0	0	0	0	0
	CHANGE	0	1+	1+	0	0	0	0	0	0	0	0	0

ROANE CTY TOTAL	76	47	704	751	20	0	7	2	0	0	5	4	4
	75	27	815	842	29	0	1	4	0	1	14	9	0
	CHANGE	20+	111-	91-	9-	0	6+	2-	0	1-	9-	5-	0

RURAL	76	27	331	358	16	0	7	2	0	0	2	2	2
	75	6	281	287	18	0	0	4	0	1	11	2	0
	CHANGE	21+	50+	71+	2-	0	7+	2-	0	1-	9-	0	0
SHERIFF	76	8	110	118	10	0	0	0	0	0	2	1	1
	75	0	91	91	5	0	0	0	0	0	0	2	0
	CHANGE	8+	19+	27+	5+	0	0	0	0	0	2+	1-	0
STATE POLICE	76	19	221	240	6	0	7	2	0	0	0	1	1
	75	6	190	196	13	0	0	4	0	1	11	0	0
	CHANGE	13+	31+	44+	7-	0	7+	2-	0	1-	11-	1+	0
MUNICIPAL	76	20	373	393	4	0	0	0	0	0	3	2	2
	75	21	534	555	11	0	1	0	0	0	3	7	0
	CHANGE	1-	161-	162-	7-	0	1-	0	0	0	0	5-	0
SPENCER PD	76	20	373	393	4	0	0	0	0	0	3	2	2
	75	21	534	555	11	0	1	0	0	0	3	7	0
	CHANGE	1-	161-	162-	7-	0	1-	0	0	0	0	5-	0

SUMMERS CTY TOTAL	76	31	755	786	14	0	1	0	0	13	3	6	6
	75	24	891	915	6	0	6	0	0	1	0	8	0
	CHANGE	7+	136-	129-	8+	0	5-	0	0	12+	3+	2-	0

RURAL	76	10	198	208	0	0	0	0	0	8	1	1	1
	75	6	133	139	0	0	0	0	0	0	0	2	0
	CHANGE	4+	65+	69+	0	0	0	0	0	8+	1+	1-	0
SHERIFF	76	0	1	1	0	0	0	0	0	0	0	0	0
	75	0	1	1	0	0	0	0	0	0	0	0	0
	CHANGE	0	0	0	0	0	0	0	0	0	0	0	0

LOML VILE	SEX (+FENSES)	PART II NARCOTIC AND DRUG	GAMBLING	ARRESTS BY CHARGE FAMILY OFFENSES	DRIVING UND INFL	AND AGENCY LIQUOR LAWS	TYPE OF UNK- ENLESS	DISORD CONDUCT	VAGRANCY	OTHER OFFENSES	SUSPICION CURFEW LOITER	RUN- AWAYS
0	0	0	0	0	1	0	0	0	0	3	0	0
0	2	0	0	0	3	0	12	0	0	1	0	0
0	2-	0	0	0	2-	0	4-	0	0	2+	0	0
0	0	2	0	0	6	3	22	0	0	0	0	0
0	0	1	0	0	0	0	28	0	0	0	5	0
0	0	1+	0	0	0+	3+	24+	0	0	0	5-	0
0	0	0	0	0	1	0	0	0	0	0	0	0
0	0	0	0	0	0	0	0	0	0	0	0	0
0	0	0	0	0	1+	0	0	0	0	0	0	0

0	1	3	0	3	113	0	701	11	0	141	0	15
0	0	10	0	2	95	1	820	18	3	356	0	17
0	1+	7-	0	1+	18+	1-	125-	7-	3-	215-	0	2-

0	1	3	0	3	74	0	205	0	0	83	0	15
0	0	10	0	2	64	1	200	3	3	297	0	17
0	1+	7-	0	1+	10+	1-	75-	3-	3-	214-	0	2-
0	0	0	0	3	5	0	28	0	0	11	0	6
0	0	0	0	2	10	0	34	1	0	15	0	0
0	0	0	0	1+	5-	0	6-	1-	0	4-	0	6+
0	1	3	0	0	69	0	177	0	0	72	0	9
0	0	10	0	0	54	1	246	2	3	282	0	17
0	1+	7-	0	0	15+	1-	69-	2-	3-	210-	0	8-
0	0	0	0	0	39	0	496	11	0	58	0	0
0	0	0	0	0	31	0	546	15	0	59	0	0
0	0	0	0	0	8+	0	20-	4-	0	1-	0	0
0	0	0	0	0	39	0	441	10	0	58	0	0
0	0	0	0	0	31	0	546	15	0	59	0	0
0	0	0	0	0	8+	0	25-	5-	0	1-	0	0
0	0	0	0	0	0	0	5	1	0	0	0	0
0	0	0	0	0	0	0	0	0	0	0	0	0
0	0	0	0	0	0	0	5+	1+	0	0	0	0

0	0	4	0	13	21	0	99	0	0	16	0	2
0	0	12	0	21	29	1	130	0	0	39	0	0
0	0	8-	0	8-	8-	1-	21-	0	0	23-	0	2+

0	0	3	0	13	17	0	72	0	0	16	0	0
0	0	12	0	21	29	1	120	0	0	39	0	0
0	0	9-	0	8-	12-	1-	28-	0	0	23-	0	0
0	0	0	0	0	0	0	4	0	0	0	0	0
0	0	0	0	0	0	0	4	0	0	0	0	0
0	0	0	0	0	0	0	0	0	0	0	0	0
0	0	3	0	13	17	0	68	0	0	16	0	0
0	0	12	0	21	29	1	126	0	0	39	0	0
0	0	9-	0	8-	12-	1-	28-	0	0	23-	0	0
0	0	1	0	0	4	0	27	0	0	0	0	2
0	0	0	0	0	0	0	0	0	0	0	0	0
0	0	1+	0	0	4+	0	27+	0	0	0	0	2+
0	0	1	0	0	4	0	26	0	0	0	0	2
0	0	0	0	0	0	0	0	0	0	0	0	0
0	0	1+	0	0	4+	0	26+	0	0	0	0	2+
0	0	0	0	0	0	0	1	0	0	0	0	0
0	0	0	0	0	0	0	0	0	0	0	0	0
0	0	0	0	0	0	0	1+	0	0	0	0	0

0	0	30	0	12	41	0	306	15	0	225	0	4
0	1	8	0	22	49	0	409	0	0	230	0	2
0	1-	22+	0	10-	8-	0	63-	15+	0	5-	0	2-

0	0	19	0	7	17	0	91	0	0	192	0	3
0	1	3	0	18	9	0	90	0	0	130	0	0
0	1-	16+	0	11-	8+	0	1+	0	0	62+	0	3+
0	0	0	0	1	11	0	68	0	0	22	0	3
0	0	3	0	11	4	0	46	0	0	18	0	0
0	0	3-	0	10-	7+	0	20+	0	0	4+	0	3+
0	0	19	0	6	6	0	23	0	0	170	0	0
0	1	0	0	7	5	0	22	0	0	112	0	0
0	1-	19+	0	1-	1+	0	19-	0	0	58+	0	0
0	0	11	0	5	24	0	225	15	0	33	0	1
0	0	5	0	4	40	0	379	0	0	100	0	2
0	0	6+	0	1+	16-	0	44-	15+	0	67-	0	2-
0	0	11	0	5	24	0	225	15	0	33	0	1
0	0	5	0	4	40	0	379	0	0	100	0	2
0	0	6+	0	1+	16-	0	44-	15+	0	67-	0	2-

0	1	21	1	1	47	4	623	34	0	13	0	4
0	0	21	0	0	56	3	724	50	0	30	0	0
0	1+	0	1+	1+	9-	1+	111-	16-	0	17-	0	4+

0	0	13	1	0	21	1	126	0	0	3	0	3
0	0	12	0	0	3	0	108	0	0	14	0	0
0	0	1+	1+	0	16+	1+	48+	0	0	11-	0	3+
0	0	0	0	0	1	0	0	0	0	0	0	0
0	0	1	0	0	0	0	0	0	0	0	0	0
0	0	1-	0	0	1+	0	0	0	0	0	0	0

		FBI 1. 1975		CRIMINAL	OTHER	TYPE						
		JUVENILE	ADULTS	GRAND TOTAL	OTHER ASSAULTS	ANSWER	FUGITIVE	FRAUD	EMBEZZLE	STOLEN PROPERTY	VANDAL	ILLEGAL WEAPONS
STATE POLICE	76	10	197	207	0	0	0	0	0	8	1	1
	75	6	132	138	0	0	0	0	0	0	0	2
CHANGE		4+	65+	69+	0	0	0	0	0	8+	1+	1-
MUNICIPAL	76	21	557	576	14	0	1	0	0	5	2	5
	75	18	758	776	6	0	6	0	0	1	0	6
CHANGE		3+	201-	198-	8+	0	5-	0	0	4+	2+	1-
HINTON PD	76	21	557	576	14	0	1	0	0	5	2	5
	75	18	758	776	6	0	6	0	0	1	0	6
CHANGE		3+	201-	198-	8+	0	5-	0	0	4+	2+	1-
TAYLOR CTY	TOTAL	76	18	332	350	14	0	0	38	0	2	5
	75	52	576	628	59	0	0	73	0	0	3	8
CHANGE		34-	244-	276-	47-	0	0	35-	0	2+	2+	4-
RURAL	76	6	140	146	10	0	0	38	0	2	5	4
	75	38	323	361	59	0	0	73	0	0	3	8
CHANGE		32-	183-	215-	49-	0	0	35-	0	2+	2+	4-
SHERIFF	76	3	57	60	6	0	0	4	0	1	3	1
	75	30	205	235	51	0	0	15	0	0	3	8
CHANGE		27-	148-	175-	45-	0	0	11-	0	1+	0	7-
STATE POLICE	76	3	83	86	4	0	0	34	0	1	2	3
	75	8	118	126	8	0	0	58	0	0	0	0
CHANGE		5-	35-	40-	4-	0	0	24-	0	1+	2+	3+
MUNICIPAL	76	12	192	204	2	0	0	0	0	0	0	0
	75	14	253	267	0	0	0	0	0	0	0	0
CHANGE		2-	61-	63-	2+	0	0	0	0	0	0	0
GRAFTON PD	76	12	185	197	2	0	0	0	0	0	0	0
	75	14	244	258	0	0	0	0	0	0	0	0
CHANGE		2-	59-	61-	2+	0	0	0	0	0	0	0
FLEMINGTON PD	76	0	7	7	0	0	0	0	0	0	0	0
	75	0	9	9	0	0	0	0	0	0	0	0
CHANGE		0	2-	2-	0	0	0	0	0	0	0	0
TUCKER CTY	TOTAL	76	26	223	249	19	3	5	46	0	4	2
	75	27	211	236	22	1	1	61	0	1	9	0
CHANGE		1-	12+	11+	3-	2+	4+	15-	0	1-	5-	2+
RURAL	76	12	162	174	18	0	5	46	0	0	1	2
	75	23	158	181	20	1	1	61	0	1	8	0
CHANGE		11-	4+	7-	2-	1-	4+	15-	0	1-	7-	2+
SHERIFF	76	0	0	0	0	0	0	0	0	0	0	0
	75	0	2	2	0	0	0	0	0	0	0	0
CHANGE		0	2-	2-	0	0	0	0	0	0	0	0
STATE POLICE	76	12	162	174	18	0	5	46	0	0	1	2
	75	23	156	179	20	1	1	61	0	1	8	0
CHANGE		11-	6+	5-	2-	1-	4+	15-	0	1-	7-	2+
MUNICIPAL	76	14	61	75	1	3	0	0	0	0	3	0
	75	4	53	57	2	0	0	0	0	0	1	0
CHANGE		10+	8+	18+	1-	3+	0	0	0	0	2+	0
PARSONS PD	76	1	45	46	0	0	0	0	0	0	3	0
	75	4	40	44	1	0	0	0	0	0	0	0
CHANGE		3-	5+	2+	1-	0	0	0	0	0	3+	0
THOMAS PD	76	13	16	29	1	3	0	0	0	0	0	0
	75	0	13	13	1	0	0	0	0	0	1	0
CHANGE		13+	3+	16+	0	3+	0	0	0	0	1-	0
TYLER CTY	TOTAL	76	21	163	184	8	0	3	1	0	5	4
	75	7	217	224	10	0	3	0	0	0	2	4
CHANGE		14+	54-	40-	2-	0	0	1+	0	5+	2-	0
RURAL	76	4	87	91	5	0	0	0	0	3	0	4
	75	2	97	99	7	0	3	0	0	0	0	4
CHANGE		2+	10-	8-	2-	0	3-	0	0	3+	0	0
SHERIFF	76	0	1	1	0	0	0	0	0	0	0	0
	75	0	1	1	0	0	0	0	0	0	0	0
CHANGE		0	0	0	0	0	0	0	0	0	0	0
STATE POLICE	76	4	86	90	5	0	0	0	0	3	0	4
	75	2	96	98	7	0	3	0	0	0	0	4
CHANGE		2+	10-	8-	2-	0	3-	0	0	3+	0	0
MUNICIPAL	76	17	76	93	3	0	3	1	0	2	0	0
	75	5	120	125	3	0	0	0	0	0	2	0
CHANGE		12+	44-	32-	0	0	3+	1+	0	2+	2-	0
PADEN CITY PD	76	6	42	48	3	0	0	0	0	0	0	0
	75	3	87	90	3	0	0	0	0	0	2	0
CHANGE		3+	45-	42-	0	0	0	0	0	0	2-	0
SISTERSVILLE PD	76	9	34	43	0	0	3	1	0	0	0	0
	75	2	33	35	0	0	0	0	0	0	0	0
CHANGE		7+	1+	8+	0	0	3+	1+	0	0	0	0
MIDDLEBOURNE PD	76	2	0	2	0	0	0	0	0	2	0	0
	75	0	0	0	0	0	0	0	0	0	0	0
CHANGE		2+	0	2+	0	0	0	0	0	2+	0	0
UPSHUR CTY	TOTAL	76	70	938	1008	40	0	3	106	0	5	10
	75	10	718	728	42	0	8	80	0	8	10	3
CHANGE		60+	220+	280+	2-	0	5-	26+	0	3-	0	3-

COMPL VICE	SEX OFFENSES	PART II PARCITIC AND DRUG	GAMBLING	AFHETS BY CHANGE FAMILY OFFENSES	DRIVING UND INFL	AND AGENCY LIQUOR LAWS	TYPE ENR-ESS	DISORD CONDUCT	VAGRANCY	OTHEP OFFENSES	SUSPICION	CURFEW LOITER	RUN-AWAYS
0	0	13	1	0	20	1	100	0	0	3	0	0	3
0	0	11	0	0	3	0	108	0	0	14	0	0	0
0	0	2+	1+	0	17+	1+	48+	0	0	11-	0	0	3+
0	1	8	0	1	26	3	407	34	0	10	0	0	1
0	0	9	0	0	53	3	026	50	0	16	0	0	0
0	1+	1-	0	1+	27-	0	159-	16-	0	6-	0	0	1+
0	1	8	0	1	26	3	407	34	0	10	0	0	1
0	0	9	0	0	53	3	026	50	0	16	0	0	0
0	1+	1-	0	1+	27-	0	159-	16-	0	6-	0	0	1+

0	0	1	3	3	9	2	199	7	0	59	0	3	3
0	3	18	0	14	34	20	273	13	2	77	0	11	18
0	3-	17-	3+	13-	25-	18-	74-	6-	2-	18-	0	8-	15-

0	0	0	0	3	3	2	45	0	0	33	0	0	1
0	3	18	0	16	16	0	55	2	0	50	0	0	18
0	3-	18-	0	13-	13-	2+	50-	2-	0	17-	0	0	17-
0	0	0	0	1	2	2	13	0	0	27	0	0	0
0	2	5	0	14	12	0	66	2	0	41	0	0	16
0	2-	5-	0	13-	10-	2+	53-	2-	0	14-	0	0	16-
0	0	0	0	2	1	0	22	0	0	6	0	0	1
0	1	13	0	2	4	0	29	0	0	9	0	0	2
0	1-	13-	0	0	3-	0	3+	0	0	3-	0	0	1-
0	0	1	3	0	6	0	104	7	0	26	0	3	2
0	0	0	0	0	18	20	178	11	2	27	0	11	0
0	0	1+	3+	0	12-	20-	24-	4-	2-	1-	0	8-	2+
0	0	1	3	0	6	0	107	7	0	26	0	3	2
0	0	0	0	0	13	20	174	11	2	27	0	11	0
0	0	1+	3+	0	7-	20-	27-	4-	2-	1-	0	8-	2+
0	0	0	0	0	0	0	7	0	0	0	0	0	0
0	0	0	0	0	5	0	4	0	0	0	0	0	0
0	0	0	0	0	5-	0	3+	0	0	0	0	0	0

0	0	14	0	18	16	0	66	10	0	33	0	0	3
0	1	2	0	10	21	1	63	9	0	21	0	0	15
0	1-	12+	0	8+	5-	1-	13+	1+	0	12+	0	0	12-

0	0	13	0	18	4	0	26	0	0	28	0	0	3
0	0	1	0	10	12	1	50	0	0	21	0	0	14
0	0	12+	0	8+	8-	1-	5+	0	0	7+	0	0	11-
0	0	0	0	0	0	0	0	0	0	0	0	0	0
0	0	0	0	0	1	0	1	0	0	0	0	0	0
0	0	0	0	0	1-	0	1-	0	0	0	0	0	0
0	0	13	0	18	4	0	20	0	0	28	0	0	3
0	0	1	0	10	11	1	29	0	0	21	0	0	14
0	0	12+	0	8+	7-	1-	7+	0	0	7+	0	0	11-
0	0	1	0	0	12	0	40	10	0	5	0	0	0
0	1	1	0	0	9	0	23	9	0	0	0	0	1
0	1-	0	0	0	3+	0	7+	1+	0	5+	0	0	1-
0	0	0	0	0	9	0	21	0	0	3	0	0	0
0	0	0	0	0	9	0	29	4	0	0	0	0	1
0	0	0	0	0	0	0	2+	4-	0	3+	0	0	1-
0	0	1	0	0	3	0	9	10	0	2	0	0	0
0	1-	1	0	0	6	0	4	5	0	0	0	0	0
0	1-	0	0	0	3+	0	5+	5+	0	2+	0	0	0

0	0	4	0	1	8	0	71	15	0	53	0	5	6
0	0	3	0	12	10	2	82	37	0	53	0	0	6
0	0	1+	0	11-	2-	2-	11-	22-	0	0	0	5+	0

0	0	4	0	0	2	0	25	0	0	48	0	0	0
0	0	3	0	10	4	2	24	0	0	41	0	0	1
0	0	1+	0	10-	2-	2-	1+	0	0	7+	0	0	1-
0	0	0	0	0	0	0	1	0	0	0	0	0	0
0	0	0	0	0	0	0	1	0	0	0	0	0	0
0	0	0	0	0	0	0	0	0	0	0	0	0	0
0	0	4	0	0	2	0	24	0	0	48	0	0	0
0	0	3	0	10	4	2	23	0	0	41	0	0	1
0	0	1+	0	10-	2-	2-	1+	0	0	7+	0	0	1-
0	0	0	0	1	6	0	46	15	0	5	0	5	6
0	0	0	0	2	6	0	58	37	0	12	0	0	5
0	0	0	0	1-	0	0	12-	22-	0	7-	0	5+	1+
0	0	0	0	1	2	0	19	14	0	4	0	2	3
0	0	0	0	0	5	0	29	31	0	7	0	0	3
0	0	0	0	1+	3-	0	20-	17-	0	3-	0	2+	0
0	0	0	0	0	4	0	27	1	0	1	0	3	3
0	0	0	0	2	1	0	19	6	0	5	0	0	2
0	0	0	0	2-	3+	0	8+	5-	0	4-	0	3+	1+
0	0	0	0	0	0	0	0	0	0	0	0	0	0
0	0	0	0	0	0	0	0	0	0	0	0	0	0

0	0	50	0	0	115	2	308	14	2	258	0	6	6
0	1	5	0	0	54	25	251	20	0	235	0	1	2
0	1-	45+	0	0	61+	23-	157+	6-	2+	23+	0	5+	4+

PART II ARRESTS BY CHARGE AND AGENCY TYPE

		JUVENILE	ADULTS	GRAND TOTAL	OTHER ASSAULTS	MUSUM	FURGERY	FRAUD	FMREZZLE	STOLEN PROPERTY	VANDAL	ILLEGAL WEAPONS

RURAL	76	37	602	639	26	0	3	106	0	5	9	1
	75	4	550	559	42	0	8	80	0	8	9	6
CHANGE		26+	52+	80+	16-	0	5-	26+	0	3-	0	5-
SHERIFF	76	10	362	372	17	0	3	2	0	0	0	0
	75	0	310	310	27	0	3	0	0	2	0	0
CHANGE		10+	52+	62+	10-	0	0	2+	0	2-	0	0
STATE POLICE	76	27	240	267	9	0	0	104	0	5	9	1
	75	9	240	249	15	0	5	80	0	6	9	6
CHANGE		18+	0	18+	6-	0	5-	24+	0	1-	0	5-
MUNICIPAL	76	33	336	369	14	0	0	0	0	0	1	2
	75	1	168	169	0	0	0	0	0	0	1	0
CHANGE		32+	168+	200+	14+	0	0	0	0	0	0	2+
BUCKHANNON PD	76	33	336	369	14	0	0	0	0	0	1	2
	75	1	168	169	0	0	0	0	0	0	1	0
CHANGE		32+	168+	200+	14+	0	0	0	0	0	0	2+

WAYNE CTY	TOTAL	76	75	1230	1305	1	5	9	0	7	13	10
	75	112	1258	1370	21	0	2	2	1	3	3	14
CHANGE		37-	28-	65-	13-	1+	3+	7+	1-	4+	10+	4-

RURAL	76	30	365	395	7	1	2	8	0	6	0	4
	75	37	455	492	6	0	1	2	1	2	0	3
CHANGE		7-	90-	97-	1+	1+	1+	6+	1-	4+	0	1+
SHERIFF	76	14	144	156	1	1	0	2	0	3	0	2
	75	25	296	321	1	0	1	0	0	1	0	2
CHANGE		11-	152-	163-	0	1+	1-	2+	0	2+	0	0
STATE POLICE	76	16	221	237	6	0	2	6	0	3	0	2
	75	12	159	171	5	0	0	2	1	1	0	1
CHANGE		4+	62+	66+	1+	0	2+	4+	1-	2+	0	1+
MUNICIPAL	76	45	865	910	1	0	3	1	0	1	13	6
	75	75	803	878	15	0	1	0	0	1	3	11
CHANGE		30-	62+	32+	14-	0	2+	1+	0	0	10+	5-
CEREDO PD	76	2	102	104	0	0	1	1	0	1	0	0
	75	32	142	174	4	0	1	0	0	0	3	2
CHANGE		30-	40-	70-	4-	0	0	1+	0	1+	3-	2-
KENOVA PD	76	8	342	350	1	0	2	0	0	0	4	4
	75	15	240	255	2	0	0	0	0	1	0	1
CHANGE		7-	102+	95+	1-	0	2+	0	0	1-	4+	3+
WAYNE PD	76	0	0	0	0	0	0	0	0	0	0	0
	75	0	0	0	0	0	0	0	0	0	0	0
CHANGE		0	0	0	0	0	0	0	0	0	0	0
FORT GAY PD	76	35	421	456	0	0	0	0	0	0	9	2
	75	28	421	449	9	0	0	0	0	0	0	8
CHANGE		7+	0	7+	9-	0	0	0	0	0	9-	6-

WEBSTER CTY	TOTAL	76	13	198	211	0	2	5	0	0	9	2
	75	30	353	383	29	2	13	17	0	5	7	4
CHANGE		17-	155-	172-	9-	2-	11-	12-	0	5-	2+	2-

RURAL	76	13	127	140	18	0	2	5	0	0	9	2
	75	16	236	252	29	2	13	17	0	5	7	4
CHANGE		3-	109-	112-	11-	2-	11-	12-	0	5-	2+	2-
SHERIFF	76	5	30	35	0	0	1	0	0	0	0	0
	75	6	119	125	10	0	3	0	0	3	2	1
CHANGE		1-	89-	90-	10-	0	2-	0	0	3-	2-	1-
STATE POLICE	76	8	97	105	18	0	1	5	0	0	9	2
	75	10	117	127	19	2	10	17	0	2	5	3
CHANGE		2-	20-	22-	1-	2-	9-	12-	0	2-	4+	1-
MUNICIPAL	76	0	71	71	2	0	0	0	0	0	0	0
	75	14	117	131	0	0	0	0	0	0	0	0
CHANGE		14-	46-	60-	2+	0	0	0	0	0	0	0
WEBSTER SPRINGS PD	76	0	71	71	2	0	0	0	0	0	0	0
	75	5	100	105	0	0	0	0	0	0	0	0
CHANGE		5-	29-	34-	2+	0	0	0	0	0	0	0
COWEN PD	76	0	0	0	0	0	0	0	0	0	0	0
	75	9	17	26	0	0	0	0	0	0	0	0
CHANGE		9-	17-	26-	0	0	0	0	0	0	0	0

METZEL CTY	TOTAL	76	62	399	461	2	0	0	0	5	5	6
	75	51	438	489	35	1	9	0	0	4	5	10
CHANGE		11+	39-	28-	6-	1+	9-	0	0	1+	0	4-

RURAL	76	28	283	311	26	0	0	0	0	4	1	4
	75	12	330	342	35	1	6	0	0	1	1	6
CHANGE		16+	47-	31-	9-	1-	6-	0	0	3+	0	2-
SHERIFF	76	19	128	147	18	0	0	0	0	4	0	2
	75	5	78	83	15	1	1	0	0	1	0	2
CHANGE		14+	50+	64+	3+	1-	1-	0	0	3+	0	0
STATE POLICE	76	9	155	164	8	0	0	0	0	0	1	2
	75	7	252	259	20	0	5	0	0	0	1	4
CHANGE		2+	97-	95-	12-	0	5-	0	0	0	0	2-
MUNICIPAL	76	34	116	150	3	2	0	0	0	1	4	2
	75	39	108	147	0	0	3	0	0	3	4	4
CHANGE		5-	8+	3+	3+	2+	3-	0	0	2-	0	2-

COML VICE	SEX OFFENSES	PART II NARCOTIC AND DRUG	GAMBLING	ARRESTS BY CHARGE FAMILY OFFENSES	DRIVING UND INFL	AND AGENCY TYPE LIQUOR LAWS	DRUNK- ENNESS	DISORD CONDUCT	VAGRANCY	OTHER OFFENSES	SUSPICION	CURFEW LOITER	RUN- AWAYS
0	0	6	0	0	74	0	105	0	1	243	0	6	4
0	1	5	0	0	36	25	101	0	0	235	0	1	2
0	1-	1+	0	0	38+	25-	54+	0	1+	8+	0	5+	2+
0	0	0	0	0	42	0	95	0	1	204	0	6	2
0	0	0	0	0	7	2+	56	0	0	211	0	0	0
0	0	0	0	0	35+	24-	59+	0	1+	7-	0	6+	2+
0	0	6	0	0	32	0	60	0	0	39	0	0	2
0	1	5	0	0	29	1	65	0	0	24	0	1	2
0	1-	1+	0	0	3+	1-	5-	0	0	15+	0	1-	0
0	0	44	0	0	41	2	253	14	1	15	0	0	2
0	0	0	0	0	18	0	150	20	0	0	0	0	0
0	0	44+	0	0	23+	2+	103+	6-	1+	15+	0	0	2+
0	0	44	0	0	41	2	253	14	1	15	0	0	2
0	0	0	0	0	18	0	150	20	0	0	0	0	0
0	0	44+	0	0	23+	2+	103+	6-	1+	15+	0	0	2+
0	2	10	0	6	66	0	902	92	4	71	0	4	15
0	1	14	0	2	75	37	959	90	0	129	0	13	24
0	1+	4-	0	4+	9-	37-	43+	2+	4+	58-	0	9-	9-
0	2	2	0	6	43	0	240	0	0	65	0	0	9
0	1	2	0	2	36	1	353	0	0	89	0	0	13
0	1+	0	0	4+	7+	1-	93-	0	0	24-	0	0	4-
0	1	2	0	6	5	0	59	0	0	31	0	0	5
0	1	1	0	2	12	1	216	0	0	72	0	0	11
0	0	1+	0	4+	7-	1-	147-	0	0	41-	0	0	6-
0	1	0	0	0	38	0	141	0	0	34	0	0	4
0	0	1	0	0	24	0	117	0	0	17	0	0	2
0	1+	1-	0	0	14+	0	4+	0	0	17+	0	0	2+
0	0	8	0	0	23	0	742	92	4	6	0	4	6
0	0	12	0	0	39	36	606	90	0	40	0	13	11
0	0	4-	0	0	16-	36-	156+	2+	4+	34-	0	9-	5-
0	0	2	0	0	21	0	62	10	1	4	0	0	1
0	0	3	0	0	14	13	91	24	0	8	0	4	7
0	0	1-	0	0	7+	13-	49-	14-	1+	4-	0	4-	6-
0	0	5	0	0	2	0	203	43	2	2	0	0	2
0	0	3	0	0	0	21	208	10	0	9	0	0	0
0	0	2+	0	0	2+	21-	75+	33+	2+	7-	0	0	2+
0	0	0	0	0	0	0	0	0	0	0	0	0	0
0	0	0	0	0	0	0	0	0	0	0	0	0	0
0	0	0	0	0	0	0	0	0	0	0	0	0	0
0	0	1	0	0	0	0	397	39	1	0	0	4	3
0	0	6	0	0	25	2	307	56	0	23	0	9	4
0	0	5-	0	0	25-	2-	50+	17-	1+	23-	0	5-	1-
0	0	3	0	4	18	2	111	6	0	25	0	0	4
0	1	4	0	15	18	0	216	8	2	28	0	7	7
0	1-	1-	0	11-	0	2+	105-	2-	2-	3-	0	7-	3-
0	0	3	0	4	16	0	40	6	0	25	0	0	4
0	1	4	0	15	13	0	101	4	1	28	0	2	6
0	1-	1-	0	11-	3+	0	55-	2+	1-	3-	0	2-	2-
0	0	0	0	0	11	0	9	0	0	12	0	0	2
0	0	3	0	1	6	0	73	2	0	16	0	2	3
0	0	3-	0	1-	5+	0	64-	2-	0	4-	0	2-	1-
0	0	3	0	4	5	0	37	6	0	13	0	0	2
0	1	1	0	14	7	0	48	2	1	12	0	0	3
0	1-	2+	0	10-	2-	0	9+	4+	1-	1+	0	0	1-
0	0	0	0	0	2	2	65	0	0	0	0	0	0
0	0	0	0	0	5	0	115	4	1	0	0	5	1
0	0	0	0	0	3-	2+	50-	4-	1-	0	0	5-	1-
0	0	0	0	0	2	2	65	0	0	0	0	0	0
0	0	0	0	0	4	2+	101	0	0	0	0	0	0
0	0	0	0	0	2-	2+	56-	0	0	0	0	0	0
0	0	0	0	0	0	0	0	0	0	0	0	0	0
0	0	0	0	0	1	0	14	4	1	0	0	5	1
0	0	0	0	0	1-	0	14-	4-	1-	0	0	5-	1-
1	0	10	1	15	27	0	179	8	3	146	0	6	12
0	1	35	0	19	37	5	134	3	0	172	0	14	5
1+	1-	19-	1+	4-	10-	5-	45+	5+	3+	26-	0	8-	7+
1	0	7	1	9	14	0	102	0	2	131	0	0	9
0	1	31	0	19	11	3	59	1	0	164	0	0	3
1+	1-	24-	1+	10-	3+	3-	43+	1-	2+	33-	0	0	6+
1	0	7	0	8	10	0	56	0	2	36	0	0	3
0	1	13	0	2	4	2	41	1	0	19	0	0	0
1+	1-	6-	0	6+	6+	2-	55+	1-	2+	17+	0	0	3+
0	0	0	1	1	4	0	46	0	0	95	0	0	6
0	0	18	0	17	7	1	58	0	0	145	0	0	3
0	0	18-	1+	16-	3-	1-	8+	0	0	50-	0	0	3+
0	0	9	0	6	13	0	77	8	1	15	0	6	3
0	0	4	0	0	26	2	75	2	0	8	0	14	2
0	0	5+	0	6+	13-	2-	2+	6+	1+	7+	0	8-	1+

PART II ARRESTS BY CHARGE AND AGENCY TYPE													
		JUVENILE	ADULTS	GRAND TOTAL	OTHER ASSAULTS	AN-SJN	FORGERY	FRAUD	FMBFZZLE	STOLEN PROPERTY	VANDAL	ILLEGAL WEAPONS	
HUNDEID PD	76	0	0	0	0	0	0	0	0	0	0	0	
	75	0	0	0	0	0	0	0	0	0	0	0	
	CHANGE	0	0	0	0	0	0	0	0	0	0	0	
NEW MARTINSVILLE PD	76	34	114	148	3	2	0	0	0	1	4	2	
	75	39	106	145	0	0	3	0	0	3	4	4	
	CHANGE	5-	8+	3+	3+	2+	3-	0	0	2-	0	2-	
PINE GROVE PD	76	0	2	2	0	0	0	0	0	0	0	0	
	75	0	2	2	0	0	0	0	0	0	0	0	
	CHANGE	0	0	0	0	0	0	0	0	0	0	0	
SMITHFIELD PD	76	0	0	0	0	0	0	0	0	0	0	0	
	75	0	0	0	0	0	0	0	0	0	0	0	
	CHANGE	0	0	0	0	0	0	0	0	0	0	0	

WIRT CTY	TOTAL	76	7	61	68	3	0	0	0	0	3	0	
	75	8	54	62	0	0	0	0	0	0	12	2	
	CHANGE	1-	7+	6+	3+	0	0	0	0	0	9-	2-	

RURAL	76	7	60	67	3	0	0	0	0	0	3	0	
	75	8	50	58	0	0	0	0	0	0	12	1	
	CHANGE	1-	10+	9+	3+	0	0	0	0	0	9-	1-	
SHERIFF	76	0	0	0	0	0	0	0	0	0	0	0	
	75	0	0	0	0	0	0	0	0	0	0	0	
	CHANGE	0	0	0	0	0	0	0	0	0	0	0	
STATE POLICE	76	7	60	67	3	0	0	0	0	0	3	0	
	75	8	50	58	0	0	0	0	0	0	12	1	
	CHANGE	1-	10+	9+	3+	0	0	0	0	0	9-	1-	
MUNICIPAL	76	0	1	1	0	0	0	0	0	0	0	0	
	75	0	4	4	0	0	0	0	0	0	0	1	
	CHANGE	0	3-	3-	0	0	0	0	0	0	0	1-	
ELIZABETH PD	76	0	1	1	0	0	0	0	0	0	0	0	
	75	0	4	4	0	0	0	0	0	0	0	1	
	CHANGE	0	3-	3-	0	0	0	0	0	0	0	1-	

MOOD CTY	TOTAL	76	192	2676	2868	97	4	27	23	0	8	33	
	75	255	2992	3247	102	3	16	18	0	9	27	33	
	CHANGE	63-	316-	379-	5-	1+	11+	5+	0	1-	23+	0	

RURAL	76	39	654	693	17	2	2	6	0	2	0	11	
	75	105	786	891	32	0	8	9	0	4	6	8	
	CHANGE	66-	132-	198-	15-	2+	6-	3-	0	2-	6-	3+	
SHERIFF	76	18	251	269	5	1	0	6	0	2	0	0	
	75	57	335	392	10	0	8	9	0	1	0	3	
	CHANGE	39-	84-	123-	5-	1+	8-	3-	0	1+	0	3-	
STATE POLICE	76	21	403	424	12	1	2	0	0	0	0	11	
	75	48	451	499	22	0	0	0	0	3	6	5	
	CHANGE	27-	48-	75-	10-	1+	2+	0	0	3-	6-	6+	
MUNICIPAL	76	153	2022	2175	80	2	25	17	0	6	50	22	
	75	150	2206	2356	70	3	8	9	0	5	21	25	
	CHANGE	3+	184-	181-	10+	1-	17+	8+	0	1+	29+	3-	
PARKERSBURG PD	76	129	1923	2052	78	2	19	14	0	6	50	20	
	75	133	2120	2253	70	2	6	7	0	4	21	24	
	CHANGE	4-	197-	201-	8+	0	13+	7+	0	2+	29+	4-	
VIENNA PD	76	22	72	94	1	0	6	3	0	0	0	2	
	75	16	72	88	0	1	2	2	0	1	0	1	
	CHANGE	6+	0	6+	1+	1-	4+	1+	0	1-	0	1+	
WILLIAMSTOWN PD	76	2	27	29	1	0	0	0	0	0	0	0	
	75	1	14	15	0	0	0	0	0	0	0	0	
	CHANGE	1+	13+	14+	1+	0	0	0	0	0	0	0	

WYOMING CTY	TOTAL	76	173	1303	1476	44	0	5	1	0	7	14	
	75	131	1123	1254	30	1	1	5	0	2	4	8	
	CHANGE	42+	180+	222+	14+	1-	4+	4-	0	5+	1-	6+	

RURAL	76	102	728	830	30	0	5	1	0	5	2	10	
	75	88	640	728	21	1	0	5	0	1	4	3	
	CHANGE	14+	88+	102+	15+	1-	5+	4-	0	4+	2-	7+	
SHERIFF	76	96	595	691	28	0	0	0	0	0	0	1	
	75	72	547	619	19	1	0	0	0	1	0	0	
	CHANGE	24+	48+	72+	9+	1-	0	0	0	1-	0	1+	
STATE POLICE	76	6	133	139	8	0	5	1	0	5	2	9	
	75	16	93	109	2	0	0	5	0	0	4	3	
	CHANGE	10-	40+	30+	6+	0	5+	4-	0	5+	2-	6+	
MUNICIPAL	76	71	575	646	8	0	0	0	0	2	1	4	
	75	43	483	526	9	0	1	0	0	1	0	5	
	CHANGE	28+	92+	120+	1-	0	1-	0	0	1+	1+	1-	
MULLENS PD	76	33	236	269	0	0	0	0	0	0	0	0	
	75	23	147	170	2	0	1	0	0	0	0	2	
	CHANGE	10+	89+	99+	2-	0	1-	0	0	0	0	2-	
PINEVILLE PD	76	11	125	136	0	0	0	0	0	0	0	1	
	75	1	85	86	0	0	0	0	0	0	0	0	
	CHANGE	10+	40+	50+	0	0	0	0	0	0	0	1+	
CCEANA PD	76	27	214	241	8	0	0	0	0	2	1	3	
	75	19	251	270	7	0	0	0	0	1	0	3	
	CHANGE	8+	37-	29-	1+	0	0	0	0	1+	1+	0	

UNIFORM CRIME REPORTING

CONTRIBUTOR PARTICIPATION

This section of the report indicates the participation of West Virginia law enforcement agencies contributing to the Uniform Crime Reporting Program.

An "X" indicates the that specific agency (or group of agencies in the case of multiple State Police Detachments within the county) submitted UCR Reports for the corresponding month of 1976.

WEST VIRGINIA CONTRIBUTOR PARTICIPATION

JAN THRU DEC 1976

AGENCY	JAN	FEB	MAR	APR	MAY	JUN	JUL	AUG	SEP	OCT	NOV	DEC
BARBOUR CTY												
SHERIFF	X	X	X	X	X	X	X	X	X	X	X	X
STATE POLICE	X	X	X	X	X	X	X	X	X	X	X	X
BELINGTON PD	X	X	X	X	X	X	X	X	X	X	X	X
PHILIPPI PD	X	X	X	X	X	X	X	X	X	X	X	X
BERKELEY CTY												
SHERIFF	X	X	X	X	X	X	X	X	X	X	X	X
STATE POLICE	X	X	X	X	X	X	X	X	X	X	X	X
MARTINSBURG PD	X	X	X	X	X	X	X	X	X	X	X	X
BOONE CTY												
SHERIFF	X	X	X	X	X	X	X	X	X	X	X	X
STATE POLICE	X	X	X	X	X	X	X	X	X	X	X	X
MADISON PD	X	X	X	X	X	X	X	X	X	X	X	X
WHITESVILLE PD	X	X	X	X	X	X	X	X	X	X	X	X
BRAXTON CTY												
SHERIFF	X	X	X	X	X	X	X	X	X	X	X	X
STATE POLICE	X	X	X	X	X	X	X	X	X	X	X	X
GASSAWAY PD	X	X	X	X	X	X	X	X	X	X	X	X
SUTTON PD	X	X	X	X	X	X	X	X	X	X	X	X
BURNSVILLE PD	X	X	X	X	X							
BROOKE CTY												
SHERIFF	X	X	X	X	X	X	X	X	X	X	X	X
STATE POLICE	X	X	X	X	X	X	X	X	X	X	X	X
FOLLANSBEE PD	X	X	X	X	X	X	X	X	X	X	X	X
WELLSBURG PD	X	X	X	X	X	X	X	X	X	X	X	X
CABELL CTY												
SHERIFF	X	X	X	X	X	X	X	X	X	X	X	X
STATE POLICE	X	X	X	X	X	X	X	X	X	X	X	X
BARBOURSVILLE PD	X	X	X	X	X	X	X	X	X	X	X	X
HUNTINGTON PD	X	X	X	X	X	X	X	X	X	X	X	X
MILTON PD	X	X	X	X	X	X	X	X	X	X	X	X
MU SECURITY POLICE	X	X	X	X	X	X	X	X	X	X	X	X
CALHOUN CTY												
SHERIFF	X	X	X	X	X	X	X	X	X	X	X	X
STATE POLICE	X	X	X	X	X	X	X	X	X	X	X	X
GRANTSVILLE PD	X	X	X	X	X	X	X	X	X	X	X	X
CLAY CTY												
SHERIFF	X	X	X	X	X	X	X	X	X	X	X	X
STATE POLICE	X	X	X	X	X	X	X	X	X	X	X	X
CLAY PD	X	X	X	X	X		X	X	X	X	X	X
DODDRIDGE CTY												
SHERIFF	X	X	X	X	X	X	X	X	X	X	X	X
STATE POLICE	X	X	X	X	X	X	X	X	X	X	X	X
WEST UNION PD	X	X	X	X	X	X	X	X	X	X	X	X
FAYETTE CTY												
SHERIFF	X	X	X	X	X	X	X	X	X	X	X	X
STATE POLICE	X	X	X	X	X	X	X	X	X	X	X	X
ANSTED PD	X	X	X	X	X	X	X	X	X	X	X	X
FAYETTEVILLE PD	X	X	X	X	X	X	X	X	X	X	X	X
MONTGOMERY PD	X	X	X	X		X	X	X	X			

WEST VIRGINIA CONTRIBUTOR PARTICIPATION

JAN THRU DEC 1976

AGENCY	JAN	FEB	MAR	APR	MAY	JUN	JUL	AUG	SEP	OCT	NOV	DEC
MOUNT HOPE PD	X	X	X	X	X	X	X	X	X	X	X	X
OAK HILL PD												
SMITHERS PD	X	X	X	X	X	X	X	X	X	X	X	X
PAX PD			X	X	X	X	X	X	X	X	X	X
GILMER CTY												
SHERIFF	X	X	X	X	X	X	X	X	X	X	X	X
STATE POLICE	X	X	X	X	X	X	X	X	X	X	X	X
GLENVILLE PD	X	X	X	X	X	X	X	X	X	X	X	X
GRANT CTY												
SHERIFF	X	X	X	X	X	X	X	X	X	X	X	X
STATE POLICE	X	X	X	X	X	X	X	X	X	X	X	X
PETERSBURG PD	X	X	X	X	X	X	X		X	X	X	X
GREENBRIER CTY												
SHERIFF	X	X	X	X	X	X	X	X	X	X	X	X
STATE POLICE	X	X	X	X	X	X	X	X	X	X	X	X
LEWISBURG PD	X	X	X	X	X	X	X	X	X	X	X	X
RAINELLE PD	X	X	X	X	X	X	X	X	X	X	X	X
RONCEVERTE PD	X	X	X	X	X	X	X	X	X	X	X	X
WHITE SULPHUR SPRING	X	X	X	X	X	X	X	X	X	X	X	X
HAMPSHIRE CTY												
SHERIFF	X	X	X	X	X	X	X	X	X	X	X	X
STATE POLICE	X	X	X	X	X	X	X	X	X	X	X	X
ROMNEY PD	X	X	X	X	X	X	X	X	X	X	X	X
HANCOCK CTY												
SHERIFF	X	X	X	X	X	X	X	X	X	X	X	X
STATE POLICE	X	X	X	X	X	X	X	X	X	X	X	X
CHESTER PD	X	X	X	X	X	X	X	X	X	X	X	X
WEIRTON PD	X	X	X	X	X	X	X	X	X	X	X	X
NEW CUMBERLAND PD	X	X	X	X	X	X	X	X	X	X	X	X
HARDY CTY												
SHERIFF	X	X	X	X	X	X	X	X	X	X	X	X
STATE POLICE	X	X	X	X	X	X	X	X	X	X	X	X
MOOREFIELD PD	X	X	X	X	X	X	X	X	X	X	X	X
WARDENSVILLE PD	X	X	X	X	X	X	X	X	X	X	X	X
HARRISON CTY												
SHERIFF	X	X	X	X	X	X	X	X	X	X	X	X
STATE POLICE	X	X	X	X	X	X	X	X	X	X	X	X
BRIDGEPORT PD	X	X	X	X	X	X	X	X	X	X	X	X
CLARKSBURG PD	X	X	X	X	X	X	X	X	X	X	X	X
SALEM PD		X	X	X	X	X	X	X	X	X	X	X
SHINNSTON PD	X	X	X		X	X	X	X	X		X	X
STONEWOOD PD	X	X	X	X	X	X	X	X	X	X	X	X
ANMOORE PD	X					X	X	X		X	X	X
NUTTER FORT PD	X	X	X	X	X	X	X	X	X	X	X	X
LUMBERPORT PD	X	X	X	X	X	X	X	X	X	X	X	X
LOST CREEK PD						X	X	X	X	X		
JACKSON CTY												
SHERIFF	X	X	X	X	X	X	X	X	X	X	X	X
STATE POLICE	X	X	X	X	X	X	X	X	X	X	X	X
RAVENSWOOD PD	X	X	X	X	X	X	X	X	X	X	X	X

WEST VIRGINIA CONTRIBUTOR PARTICIPATION

JAN THRU DEC 1976

AGENCY	JAN	FEB	MAR	APR	MAY	JUN	JUL	AUG	SEP	OCT	NOV	DEC
RIPLEY PD	X	X	X	X	X	X	X	X	X	X	X	X
JEFFERSON CTY												
SHERIFF	X	X	X	X	X	X	X	X	X	X	X	X
STATE POLICE	X	X	X	X	X	X	X	X	X	X	X	X
CHARLES TOWN PD	X	X	X	X	X	X	X	X	X	X	X	X
SHEPHERDSTOWN PD	X	X	X	X	X	X	X	X	X	X	X	X
RANSON PD	X	X	X	X	X	X	X	X	X	X	X	X
KANAWHA CTY												
SHERIFF	X	X	X	X	X	X	X	X	X	X	X	X
STATE POLICE	X	X	X	X	X	X	X	X	X	X	X	X
BELLE PD	X	X	X	X	X	X	X	X	X	X	X	X
CHARLESTON PD	X	X	X	X	X	X	X	X	X	X	X	X
DUNBAR PD	X	X	X	X	X	X	X	X	X	X	X	X
NITRO PD	X	X	X	X	X	X	X	X	X	X	X	X
ST ALBANS PD	X	X	X	X	X	X	X	X	X	X	X	X
SOUTH CHARLESTON PD	X	X	X	X	X	X	X	X	X	X	X	X
CHESAPEAKE PD	X	X	X	X	X	X	X	X	X	X	X	X
MARMET PD	X	X	X	X	X	X	X	X	X	X	X	X
EAST BANK PD												
GLASGOW PD	X	X	X	X	X	X	X	X	X	X	X	X
CLEDENIN PD	X	X	X	X	X	X	X	X	X	X	X	X
CEDAR GROVE PD	X		X	X	X	X	X	X	X	X	X	X
LEWIS CTY												
SHERIFF	X	X	X	X	X	X	X	X	X	X	X	X
STATE POLICE	X	X	X	X	X	X	X	X	X	X	X	X
WESTON PD	X	X	X	X	X	X	X	X	X	X	X	X
LINCOLN CTY												
SHERIFF				X	X	X	X	X	X	X	X	X
STATE POLICE	X	X	X	X	X	X	X	X	X	X	X	X
LOGAN CTY												
SHERIFF	X	X	X	X	X	X	X	X	X	X	X	X
STATE POLICE	X	X	X	X	X	X	X	X	X	X	X	X
LOGAN PD	X	X	X	X	X	X	X	X	X	X	X	X
MAN PD	X	X	X	X	X	X	X	X	X	X	X	X
CHAPMANVILLE PD	X	X	X	X	X	X	X	X	X	X	X	X
MCDOWELL CTY												
SHERIFF	X	X	X	X	X	X	X	X	X	X		X
STATE POLICE	X	X	X	X	X	X	X	X	X	X		X
KEYSTONE PD	X	X	X									
WAR PD	X	X	X	X	X	X	X	X	X	X	X	X
WELCH PD	X	X	X	X	X	X	X	X	X	X	X	X
ANAWALT PD	X	X	X	X	X	X	X	X	X	X	X	X
GARY PD	X	X	X	X	X	X	X	X	X	X	X	X
NORTH FORK PD	X	X	X	X	X	X	X	X	X	X	X	X
DAVY PD	X	X	X	X	X	X	X	X	X	X	X	X
KIMBALL PD	X	X	X	X	X	X	X	X	X	X	X	X
IEAGER PD	X	X	X	X		X	X	X	X	X	X	X
MARION CTY												
SHERIFF	X	X	X	X	X	X	X	X		X	X	X
STATE POLICE	X	X	X	X	X	X	X	X	X	X	X	X

WEST VIRGINIA CONTRIBUTOR PARTICIPATION

JAN THRU DEC 1976

AGENCY	JAN	FEB	MAR	APR	MAY	JUN	JUL	AUG	SEP	OCT	NOV	DEC
FAIRMONT PD	X	X	X	X	X	X	X	X	X	X	X	X
MANNINGTON PD	X	X	X	X	X	X	X	X	X	X	X	X
RIVESVILLE PD	X	X	X	X	X	X	X	X	X	X	X	X
MONONGAH PD	X	X	X	X	X	X	X	X	X	X	X	X
FAIRVIEW PD												
FARMINGTON PD	X	X	X	X	X	X	X	X	X	X	X	X
GRANT TOWN PD	X	X	X	X	X	X	X	X	X	X	X	X
MARSHALL CTY												
SHERIFF	X	X	X	X	X	X	X	X				
STATE POLICE	X	X	X	X	X	X	X	X	X	X	X	X
BENWOOD PD	X	X	X	X	X	X	X	X	X	X	X	X
CAMERON PD	X	X	X	X	X	X	X	X	X	X	X	X
GLEN DALE PD	X	X	X	X	X	X	X	X	X	X	X	X
MCMECHEN PD	X	X	X	X	X	X	X	X	X	X	X	X
MOUNDSVILLE PD	X	X	X	X	X	X	X	X	X	X	X	X
MASON CTY												
SHERIFF	X	X	X	X	X	X	X	X		X	X	
STATE POLICE	X	X	X	X	X	X	X	X	X	X	X	X
POINT PLEASANT PD	X	X	X	X	X	X	X	X	X	X	X	X
NEW HAVEN PD	X	X	X	X	X	X	X	X	X	X	X	X
MASON PD	X	X	X	X	X	X	X	X	X	X	X	X
MERCER CTY												
SHERIFF	X	X	X	X	X	X	X	X	X	X	X	X
STATE POLICE	X	X	X	X	X	X	X	X	X	X	X	X
ATHENS PD	X	X	X	X	X	X	X	X	X	X	X	X
BLUEFIELD PD	X	X	X	X	X	X	X	X	X	X	X	X
PRINCETON PD	X	X	X	X	X	X	X	X	X	X	X	X
MATOAKA PD	X	X	X	X	X	X	X	X	X	X	X	
BRAMWELL PD	X	X										
MINERAL CTY												
SHERIFF	X	X	X	X	X	X	X	X	X	X	X	X
STATE POLICE	X	X	X	X	X	X	X	X	X	X	X	X
KEYSER PD	X	X	X	X	X	X	X	X	X	X	X	X
PIEDMONT PD	X	X	X	X	X	X	X	X	X	X	X	X
RIDGELEY PD	X	X	X	X		X		X	X	X	X	X
MINGO CTY												
SHERIFF		X	X	X	X	X	X	X	X	X	X	X
STATE POLICE	X	X	X	X	X	X	X	X	X	X	X	X
GILBERT PD				X	X	X	X	X	X	X	X	X
WILLIAMSON PD							X	X	X	X	X	X
KERMIT PD	X	X	X	X	X	X	X	X	X	X	X	X
DELBARTON PD	X	X	X	X	X	X	X	X	X	X	X	X
MATEWAN PD					X		X		X	X	X	X
MONONGALIA CTY												
SHERIFF	X	X	X	X	X	X		X	X	X	X	X
STATE POLICE	X	X	X	X	X	X	X	X	X	X	X	X
MORGANTOWN PD	X	X	X	X	X	X	X	X	X	X	X	X
STAR CITY PD	X		X	X	X		X	X	X			X
WESTOVER PD		X										
OSAGE PD											X	

WEST VIRGINIA CONTRIBUTOR PARTICIPATION

JAN THRU DEC 1976

AGENCY	JAN	FEB	MAR	APR	MAY	JUN	JUL	AUG	SEP	OCT	NOV	DEC
WVU SECURITY POLICE	X	X	X	X	X	X	X	X	X	X	X	X
MONROE CTY												
SHERIFF	X	X	X	X	X	X	X	X	X	X	X	X
STATE POLICE	X	X	X	X	X	X	X	X	X	X	X	X
UNION PD	X	X	X	X	X	X	X	X	X	X	X	X
PETERSTOWN PD	X	X	X	X	X	X	X	X	X	X	X	X
MORGAN CTY												
SHERIFF	X	X	X	X	X	X	X	X	X	X	X	X
STATE POLICE	X	X	X	X	X	X	X	X	X	X	X	X
BERKELEY SPRINGS PD	X	X	X	X	X	X	X	X	X	X	X	X
PAW-PAW PD	X	X	X	X	X	X	X	X	X	X		
NICHOLAS CTY												
SHERIFF	X	X	X	X	X	X	X	X	X	X	X	X
STATE POLICE	X	X	X	X	X	X	X	X	X	X	X	X
RICHWOOD PD	X	X	X	X	X	X	X	X	X	X	X	X
SUMMERSVILLE PD	X	X	X	X	X	X	X	X	X	X	X	X
OHIO CTY												
SHERIFF	X	X	X	X	X	X	X	X	X	X	X	X
STATE POLICE	X	X	X	X	X	X	X	X	X	X	X	X
WHEELING PD	X	X	X	X	X	X	X	X	X	X	X	X
TRIADELPHIA PD	X	X	X	X	X	X	X	X	X	X	X	X
BETHLEHEM PD	X	X	X	X	X	X	X	X	X	X	X	X
WEST LIBERTY PD	X	X	X	X	X	X	X	X	X	X	X	X
PENDLETON CTY												
SHERIFF	X	X	X	X	X	X	X	X	X	X	X	X
STATE POLICE	X	X	X	X	X	X	X	X	X	X	X	X
FRANKLIN PD	X	X	X	X	X	X	X	X	X	X	X	X
PLEASANTS CTY												
SHERIFF	X	X	X	X	X	X	X	X	X	X	X	X
STATE POLICE	X	X	X	X	X	X	X	X	X	X	X	X
ST MARYS PD	X	X	X	X	X	X	X	X	X	X	X	X
POCAHONTAS CTY												
SHERIFF	X	X	X	X	X	X	X	X	X	X	X	X
STATE POLICE	X	X	X	X	X	X	X	X	X	X	X	X
MARLINTON PD	X	X	X	X		X	X	X	X	X	X	X
PRESTON CTY												
SHERIFF	X	X	X	X	X	X	X	X	X	X	X	X
STATE POLICE	X	X	X	X	X	X	X	X	X	X	X	X
KINGWOOD PD	X	X	X	X	X	X	X	X	X	X	X	X
TERRA ALTA PD	X	X	X	X	X	X	X	X	X	X	X	X
ROWLESBURG PD	X	X	X	X	X	X	X	X	X	X	X	X
MASONTOWN PD	X	X	X	X	X	X	X	X	X	X	X	X
NEWBURG PD	X	X			X	X	X	X	X	X	X	X
TUNNELTON PD	X	X	X	X	X	X	X	X	X	X		
PUTNAM CTY												
SHERIFF	X	X	X	X	X	X	X	X	X	X	X	X
STATE POLICE	X	X	X	X	X	X	X	X	X	X	X	X
HURRICANE PD	X	X	X	X	X	X	X	X	X	X	X	X
ELEANOR PD	X	X	X									
RALEIGH CTY												

WEST VIRGINIA CONTRIBUTOR PARTICIPATION

JAN THRU DEC 1976

AGENCY	JAN	FEB	MAR	APR	MAY	JUN	JUL	AUG	SEP	OCT	NOV	DEC
SHERIFF	X	X	X	X	X	X	X	X	X	X	X	X
STATE POLICE	X	X	X	X	X	X	X	X	X	X	X	X
BECKLEY PD	X	X	X	X	X	X	X	X		X	X	X
MABSCOTT PD	X	X	X	X	X	X	X	X	X	X	X	X
SOPHIA PD	X	X	X	X	X	X	X	X	X	X	X	
RHODELL PD									X	X	X	X
RANDOLPH CTY												
SHERIFF	X	X	X	X	X	X	X	X	X	X	X	X
STATE POLICE	X	X	X	X	X	X	X	X	X	X	X	X
ELKINS PD	X	X	X	X	X	X	X	X	X	X	X	X
MILL CREEK PD								X	X	X		
RITCHIE CTY												
SHERIFF	X	X	X	X	X	X	X	X	X	X	X	X
STATE POLICE	X	X	X	X	X	X	X	X	X	X	X	X
PENNSBORO PD	X	X	X	X	X	X	X	X	X	X	X	X
CAIRO PD					X	X	X	X	X	X	X	X
RCANE CTY												
SHERIFF	X	X	X	X	X	X	X	X	X	X	X	X
STATE POLICE	X	X	X	X	X	X	X	X	X	X	X	X
SPENCER PD	X	X	X	X	X	X	X	X	X	X	X	X
SUMMERS CTY												
SHERIFF	X	X	X	X	X	X	X	X	X	X	X	X
STATE POLICE	X	X	X	X	X	X	X	X	X	X	X	X
HINTON PD	X	X	X	X	X	X	X	X	X	X	X	X
TAYLOR CTY												
SHERIFF	X	X	X	X	X	X	X	X	X	X	X	X
STATE POLICE	X	X	X	X	X	X	X	X	X	X	X	X
GRAFTON PD	X	X	X	X	X	X	X	X	X	X	X	X
FLEMINGTON PD	X	X	X	X	X	X			X	X	X	X
TUCKER CTY												
SHERIFF	X	X	X	X	X	X	X	X	X	X		
STATE POLICE	X	X	X	X	X	X	X	X	X	X	X	X
PARSONS PD	X	X	X	X	X	X	X	X	X	X	X	X
THOMAS PD	X	X	X	X	X	X	X	X	X	X	X	X
TYLER CTY												
SHERIFF	X	X	X	X	X	X	X	X		X	X	X
STATE POLICE	X	X	X	X	X	X	X	X	X	X	X	X
PADEN CITY PD	X	X	X	X	X	X	X	X	X	X	X	X
SISTERSVILLE PD	X	X	X	X	X	X	X	X	X	X	X	X
MIDDLEBOURNE PD	X	X	X	X	X	X	X	X	X	X	X	
UPSHUR CTY												
SHERIFF	X	X	X	X	X	X	X	X	X	X	X	X
STATE POLICE	X	X	X	X	X	X	X	X	X	X	X	X
BUCKHANNON PD	X	X	X	X	X	X	X	X	X	X	X	X
WAYNE CTY												
SHERIFF	X	X	X	X	X	X	X	X	X	X	X	X
STATE POLICE	X	X	X	X	X	X	X	X	X	X	X	X
CEREDO PD	X	X	X	X	X	X	X	X	X	X	X	X
KENOVA PD	X	X	X	X	X	X	X	X	X	X	X	X
WAYNE PD	X	X	X	X	X	X	X	X	X	X	X	X

WEST VIRGINIA CONTRIBUTOR PARTICIPATION

JAN THRU DEC 1976

AGENCY	JAN	FEB	MAR	APR	MAY	JUN	JUL	AUG	SEP	OCT	NOV	DEC
FORT GAY PD	X	X	X	X	X	X	X	X	X	X	X	X
WEBSTER CTY												
SHERIFF	X	X	X	X	X	X	X	X	X	X	X	X
STATE POLICE	X	X	X	X	X	X	X	X	X	X	X	X
WEBSTER SPRINGS PD	X	X	X	X	X	X	X	X	X	X	X	X
COWEN PD	X			X	X	X	X	X	X	X	X	X
WETZEL CTY												
SHERIFF	X	X	X	X	X	X	X	X	X	X	X	X
STATE POLICE	X	X	X	X	X	X	X	X	X	X	X	X
HUNDRED PD	X	X	X	X	X	X	X	X	X	X	X	X
NEW MARTINSVILLE PD	X	X	X	X	X	X	X	X	X	X	X	X
PINE GROVE PD	X	X	X	X	X	X	X	X	X	X	X	X
SMITHFIELD PD	X	X	X	X	X	X	X			X	X	X
WIRT CTY												
SHERIFF	X	X	X	X	X	X	X	X	X	X	X	X
STATE POLICE	X	X	X	X	X	X	X	X	X	X	X	X
ELIZABETH PD	X	X	X	X	X	X	X			X	X	X
WOOD CTY												
SHERIFF	X	X	X	X	X	X	X	X	X	X		
STATE POLICE	X	X	X	X	X	X	X	X	X	X	X	X
PARKERSBURG PD	X	X	X	X	X	X	X	X	X	X	X	X
VIENNA PD	X	X	X	X	X	X	X	X	X	X	X	X
WILLIAMSTOWN PD	X	X	X	X	X	X	X	X	X	X	X	X
WYOMING CTY												
SHERIFF	X	X	X	X	X	X	X	X	X	X	X	X
STATE POLICE	X	X	X	X	X	X	X	X	X	X	X	X
MULLENS PD	X	X	X	X	X	X	X	X	X	X	X	X
PINEVILLE PD	X	X	X	X	X	X	X	X	X	X	X	X

GLOSSARY OF TERMS

- ADULT** — For West Virginia Uniform Crime Reporting purposes, a person age 18 or above.
- ARREST RATE** — The number of arrests reported for Part I and Part II Offenses for each unit of population, generally per 100,000. Arrest rates are computed in the same manner as crime rates.
- CRIME INDEX** — The sum total of seven major offenses used to measure the extent, fluctuation and distribution of crime in a given geographical area. Crime classifications used in the Index are: Murder, Forcible Rape, Robbery, Felonious Assault, Breaking and Entering, Larceny—Theft and Motor Vehicle Theft. Each of these offenses is referred to as an Index Offense.
- CRIME RATE** — The number of Index Offenses reported for each unit of population, generally per 100,000. Crime Rates are computed for communities with varying populations by dividing the Index Crimes by the population and multiplying the answer by 100,000. (Example: 500 Index Offenses \div 10,000 population x 100,000 = 5,000 Crime Rate).
- EXCEPTIONAL CLEARANCE** — A crime solution or clearance recorded when some element beyond law enforcement control precludes the placing of formal charges against an offender.
- JUVENILE** — For West Virginia Uniform Crime Reporting purposes, a person under the age of 18.
- PART I OFFENSES** — The first of two main categories of crime classes composing a Universal Crime Classification System established for Crime Reporting purposes. Part I Offenses are by their very nature more serious and/or occur most frequently. The monthly tabulation of Part I Offenses provide a count of "Offenses Known".
- PART II OFFENSES** — The second of two main categories of crime classes composing a Universal Crime Classification System established for Crime Reporting purposes. Part II Offenses are generally less serious in nature and/or occur less frequently. Monthly tabulations of Part II Offenses are limited to arrest information only.
- PROPERTY CRIME** — Consists of the Index Offenses of Breaking and Entering, Larceny—Theft and Motor Vehicle Theft.
- VIOLENT CRIME** — Consists of the Index Offenses of Murder, Forcible Rape, Robbery, and Felonious Assault.



