

# CRIME

IN WEST VIRGINIA

1974

UNIFORM CRIME REPORTS



R. I. BONAR  
SUPERINTENDENT




# UNIFORM CRIME REPORTS

## STATE OF WEST VIRGINIA

Annual Report

January - December, 1974



Compiled By  
West Virginia Department of Public Safety  
Uniform Crime Reporting Section  
South Charleston, West Virginia





**DEPARTMENT OF PUBLIC SAFETY**  
*(West Virginia State Police)*

CHARLESTON 25305

March, 1975

**R. L. BONAR**  
SUPERINTENDENT

**ARCH A. MOORE, JR**  
GOVERNOR

The Honorable Arch A. Moore, Jr.  
Governor - State of West Virginia  
Capitol Building  
Charleston, West Virginia 25305

Dear Governor Moore:

In accordance with Chapter 15, Article 2, Section 29i of the Code of West Virginia, the Department of Public Safety respectfully submits its third annual report on crime in West Virginia. Information contained herein is based on statistics submitted to this Department on a daily, monthly and annual basis by law enforcement agencies within West Virginia.

In order for a report of this type to be useful to the Criminal Justice Community, the statistics which it contains must be reliable, comprehensive and timely. We feel that this report has been prepared in such a manner so as to meet these objectives and to further assist law enforcement administrators and planners in their continuing efforts to combat crime throughout West Virginia.

Again as in past years, this report is dedicated to the many law enforcement officers and public officials who have participated in the West Virginia Uniform Crime Reporting Program. Without their diligence and interest, this report would not have been possible.

Sincerely yours,

A handwritten signature in cursive script, appearing to read "R. L. Bonar".

**R. L. BONAR, COLONEL**  
Superintendent

RLB:tjf



# ACKNOWLEDGEMENT

This report was published through financial assistance provided by the Law Enforcement Assistance Administration, United States Department of Justice.

## TABLE OF CONTENTS

Letter of Transmittal .....	i
Acknowledgement .....	iii
Introduction .....	1
Classification of Offenses .....	4
Part I Offenses .....	5
Part II Offenses .....	7
Profile of West Virginia .....	11
Crime Factors .....	13
Crime Index .....	14
Calculation of Rates and Percentages .....	14
West Virginia Offense Data .....	17
Crime Index Offenses .....	18
Criminal Homicide — Murder .....	27
Forcible Rape .....	34
Robbery .....	38
Felonious Assault .....	43
Breaking and Entering .....	47
Larceny—Theft .....	52
Motor Vehicle Theft .....	57
West Virginia Arrest Data .....	61
Violent Crime .....	62
Property Crime .....	62
Narcotic Drug Law Arrests .....	63
Gambling Arrests .....	63
Law Enforcement Employee Data .....	75
Law Enforcement Employee Rates .....	76
Law Enforcement Officers Killed and Assaulted .....	77
State, County and Municipal Offense Data .....	83
Crime Index Report .....	87
Values of Property Stolen and Recovered .....	109
State, County and Municipal Arrest Data (Part I Offenses) .....	127
State, County and Municipal Arrest Data (Part II Offenses) .....	145
Contributor Participation Report .....	181
Glossary of Terms .....	189



## LIST OF TABLES AND CHARTS

Crime Index Offenses by Month .....	21
Violent Crime Offenses by Month.....	22
Non-Violent Property Offenses by Month .....	23
Value of Property Stolen by Type of Offense .....	24
Value of Property Stolen and Percent Recovered .....	25
West Virginia Crime Index Offenses .....	26
Murders by Month .....	29
Murders by Type of Weapon .....	30
Murders by Circumstance .....	31
Murders by Day of Week .....	32
Murder Victims - Age, Sex and Race.....	33
Forcible Rapes by Month .....	36
Forcible Rapes — Percent Distribution.....	37
Robberies by Month .....	40
Robberies — Value of Property Stolen .....	41
Robberies by Type of Weapon .....	42
Felonious Assaults by Month .....	45
Felonious Assaults by Type of Weapon .....	46
Breaking and Entering by Month .....	49
Breaking and Entering — Value of Property Stolen .....	50
Breaking and Entering — Time and Percent Distribution .....	51
Larceny—Theft by Month .....	54
Larceny—Theft - Value Classification .....	55
Larceny—Theft - Value of Property Stolen .....	56
Motor Vehicle Theft by Month.....	59
Motor Vehicles Stolen and Recovered .....	60
Part I and Part II Arrests by Month .....	64
Percent Analysis of Index Offenses Cleared by Arrest .....	65
Analysis of Narcotic Drug Law Arrests.....	66
Analysis of Gambling Arrests.....	67
Police Disposition of Juveniles Arrested .....	68
Total Arrests .....	69
Total Arrests by Race .....	70
Total Arrests by Sex .....	71
Total Arrests by Age.....	72-73
Analysis of Assaults on Law Enforcement Officers.....	78-81
Percent Distribution by Type of Activity.....	78
Analysis by Type of Weapon Used.....	79
Percent with Injury - By Type of Weapon .....	80
Percent of Assaults Cleared - by Circumstance.....	81
Crime Index Report.....	87
Values of Property Stolen and Recovered .....	109
Part I Arrests .....	127
Part II Arrests .....	145
Contributor Participation Report.....	181
Map of West Virginia.....	191



# INTRODUCTION

The West Virginia Uniform Crime Reporting Program is the first of many steps to be taken in the establishment of an effective State-wide Criminal Justice Information System. This particular phase of the CJIS is oriented toward law enforcement and has brought about a state-wide uniform method of collecting crime statistical data, producing a consolidated annual report concerning crime in West Virginia, and reporting state-wide crime statistics from a single agency to the Federal Bureau of Investigation.

## **National Uniform Crime Reporting Program**

The counterpart of the state-wide UCR Program is the National UCR Program which is under the direction of the Federal Bureau of Investigation. This national program is the result of a need for nation-wide and uniform compilation of law enforcement statistics. Uniform Crime Reports were first collected in 1930 after being developed by a committee of the International Association of Chiefs of Police.

Today the IACP continues to serve in an advisory capacity to the FBI in its operation of the program.

Crime statistics voluntarily submitted by individual law enforcement agencies from all fifty states are presented annually in the FBI's Uniform Crime Reports Publication entitled "Crime in the United States."

In the last several years the FBI has been actively assisting individual states in the development of state-wide programs of law enforcement statistics compatible with the National UCR Program. In taking advantage of the invaluable assistance provided, West Virginia has developed its own state-wide program for collection of law enforcement statistics.

## **West Virginia Uniform Crime Reporting Program**

The West Virginia Uniform Crime Reporting Program involves the uniform compilation, classification, and analysis of crime statistics reported by all law enforcement agencies of the state pursuant to guides and regulations prescribed by law.

The West Virginia Legislature in the Criminal Identification Bureau Act of 1971 established the Uniform Crime Reporting Statute.

The responsibility and authority for collection and dissemination of UCR data was given to the West Virginia Department of Public Safety (State Police). This program became operational January 1, 1972.

### **Criminal Identification Bureau Act of 1971 Chapter 15, Article 2, Section 29, Sub-Section 1**

(i) All state, county and municipal law enforcement agencies shall submit to the bureau uniform crime reports setting forth their activities in connection with law enforcement. It shall be the duty of the bureau to adopt and promulgate rules and regulations prescribing the forms, general content, time and manner of submission of such Uniform Crime Reports. Willful or repeated failure by any state, county or municipal law enforcement official to submit the Uniform Crime Reports as required in this article shall constitute neglect of duty in public office. The Bureau shall correlate the reports submitted to it and shall compile and submit to the governor and the legislature semi-annual reports based on such reports. A copy of such reports shall be furnished to all prosecuting attorneys and law enforcement agencies.

## **Purpose and Objectives**

In keeping with the recommendation of the President's Commission on Law Enforcement and the Administration of Justice, the West Virginia UCR Program was planned for eventual growth into a complete and integrated offender based Criminal Justice Information System. Under this program, each offender arrested in West Virginia will be tracked through the entire criminal justice system from time of arrest through the courts to the correctional system where his exit (parole, expiration of sentence, etc.) will be recorded. In this manner, a complete "rap sheet" on individual offenders will be available for use by the police, courts and correctional agencies in West Virginia. In addition, statistical data derived from the CJIS Program will provide assistance in determining the overall efficiency of the criminal justice system in West Virginia and will make effective management studies possible.

The fundamental objectives of the West Virginia UCR Program are:

1. Inform the governor, legislature, other governmental officials, and the public as to the nature of the crime problem in West Virginia — its magnitude and its trends.
2. Provide law enforcement administrators with criminal statistics for administrative and operational use.
3. Determine who commits crimes by age, sex, race and other attributes in order to find the proper focus for crime prevention and enforcement.
4. Provide base data and statistics to measure the workload and effectiveness of West Virginia's Criminal Justice System.
5. Provide base data and statistics to measure the effects of prevention and deterrence programs.
6. Provide base data and statistics for research to improve the efficiency, effectiveness and performance of criminal justice agencies.
7. Provide base data to assist in the assessment of social and other causes of crime for the development of theories of criminal behavior.

## **Development**

Effective July 1, 1972, a federal grant was awarded to the Department of Public Safety by the Law Enforcement Assistance Administration on a 60/40 federal-state matching basis. The money provided was used to initiate a state-wide Uniform Crime Reporting Program.

For approximately two months thereafter the UCR Staff made studies of the federal program, as well as several state UCR Programs which were operational at that time. Pamphlets explaining the UCR Program and questionnaires concerning each law enforcement agency's participation were distributed. After determining the number of law enforcement agencies which would participate, forms, tally books, and the UCR Guide Manual were developed, printed and distributed to all contributing agencies.

During the development phase, numerous workshops were held in various parts of the state to present the UCR Program in detail to participating agencies.

Since that time, supplemental workshops have been held as needed. Also, the Department of Public Safety has incorporated into the curriculum of the State Police Training Academy a basic course as to the why and how of Uniform Crime Reporting. These courses are presented to municipal and county law enforcement officers as well as State Police Cadets.

A pilot program was maintained for two months prior to the implementation of the permanent collection and recording of data. This pilot program served mainly as a method by which to arrange data flow and solve other in-house operational difficulties.

### **Reporting Procedure**

Under the West Virginia UCR Statute, participating West Virginia law enforcement agencies are required to submit specified Uniform Crime Reports. The necessary information for each of the required reports is gathered from each agency's record of complaints, investigations and arrests.

Crime data and information is submitted by state, county and municipal law enforcement agencies on a daily, monthly and annual basis. The daily report consists of the fingerprints of all persons arrested, detained or charged with any crime or offense in West Virginia in which the penalty provided therefore is confinement in any penal or correctional institution or of any person who they have reason to believe is a fugitive from justice or an habitual criminal.

On a monthly basis, municipal police, state police and county sheriff's departments report the number of offenses known to them in the following crime categories:

- (1) Criminal Homicide
- (2) Forcible Rape
- (3) Robbery
- (4) Assault
- (5) Breaking and Entering
- (6) Larceny
- (7) Motor Vehicle Theft

The count of offenses is taken from the record of complaints received by law enforcement agencies from victims, witnesses, other sources or discovered by them during their own operation. Complaints determined by subsequent investigation to be unfounded are eliminated from the count. The resulting number of "actual offenses known to law enforcement agencies" in these crime categories is reported without regard to whether anyone is arrested, stolen property is recovered, local prosecutive policy, or any other consideration. Reported offenses are recorded by the municipality and county in which they occur, rather than to the agency which may investigate, arrest, or otherwise in some manner dispose of the case. Municipal law enforcement agencies report those crimes which are committed within the cities, county sheriff's departments report those crimes which occur in the counties outside the city, and state police report all crimes known to them which occur in the county outside the city. Law enforcement agencies also report on a monthly basis, supplemental offense information such as the value of property stolen and recovered as well as circumstances surrounding homicides and other pertinent data. Additional monthly reports of persons arrested are submitted. These reports provide information concerning the age, sex and race of persons arrested by each individual law enforcement agency. Also, a police disposition of all juveniles arrested is collected.

Annual report forms contain data such as the number of persons formally charged and dispositions. Police employee data is also collected annually.

## **Verification Process**

An obvious concern in the collection of crime statistics for law enforcement agencies throughout the state is the uniformity and accuracy of data received. Program aides such as guides and instructions do not necessarily guarantee the accuracy and correctness of the reports submitted by the contributors. Additional controls therefore are necessary.

Each report received by the UCR Section is recorded, examined and verified for mathematical accuracy and possibly more important for reasonableness. The verification process includes numerous checks to ensure the validity of information. The elimination of duplication of reporting by individual contributors receives particular attention. Minor typographical errors are corrected by direct telephone contact with the contributor while all other errors are resolved by written correspondence, or by personal contact of a field representative or member of the UCR Staff.

## **Population Data**

The computation of crime rates as they appear in this report by municipality, county and state are based on 1974 population estimates provided by the Federal Bureau of Investigation through the cooperation and assistance of the United States Bureau of Census.

Monthly and annual Uniform Crime Reports currently received from 267 municipal, county and state law enforcement agencies in West Virginia represent 100 percent of the estimated West Virginia population.

The West Virginia State Police maintains at least one detachment in 54 of the 55 counties throughout the state. In some counties, there are as many as three detachments. Each detachment is mainly responsible for law enforcement in the rural areas of the respective county. Therefore, there are two law enforcement agencies (state police and sheriff's department) in each county which serves the same area and essentially the same population.

Because of this fact, to attempt to compute a crime rate for each of the two agencies would have been highly unreasonable.

This problem was resolved by combining activity reported by both agencies into one category hereafter referred to in this report as "rural county." However, the number of offenses and percent of offenses cleared is listed separately for each agency.

# **CLASSIFICATION OF OFFENSES**

Uniformity in reporting under the West Virginia System is based upon the proper classification of offenses by police.

The adoption of the Federal System of Uniform Crime Reporting included the utilization of the offense classifications of that system. Law enforcement in this state has made accurate application of those classifications in the reports submitted to the West Virginia Uniform Crime Reporting System.

In view of the need for compatibility with the federal system "offenses" under the program are not distinguished by designation of "high misdemeanors," "misdemeanors," or violations of municipal ordinances. The explanations of offense classifications may vary slightly with those employed at the federal level because the language used is that familiar to law enforcement in this state. However, the major categories of offense classification remain the same as those employed on the national level.

## **Part I Offenses**

Offense data consists of information that has been extracted from reports of Part I crimes that have come to the attention of West Virginia law enforcement agencies. In general, Part I crimes are those serious crimes that are usually reported to law enforcement agencies. They consist of the following offenses:

### **Offense Classifications**

#### **(1) Homicide**

- 1a. **Murder and Non-Negligent Manslaughter** — The unlawful killing of a human being with malice aforethought.

**General Rule** — Any death due to a fight, argument, quarrel, assaults or commission of a crime.

- 1b. **Manslaughter by Negligence** — The unlawful killing of a human being, by another, without malice aforethought.

**General Rule** — The killing may result from the commission of an unlawful act or from a lawful act performed with gross negligence. Traffic deaths may be classified as such when due to gross negligence of someone rather than the victim.

#### **(2) Forcible Rape**

- 2a. **Rape by Force** — The carnal knowledge of a female forcibly against her will.

**General Rule** — Forcible rape of a female but excluding carnal abuse (Statutory Rape) or other sex offenses.

- 2b. **Assault to Rape — Attempts** — All assaults and attempts to rape.

#### **(3) Robbery** — The felonious and forcible taking of the property of another, against his will, by violence or by putting him in fear. Includes all attempts.

- 3a. **Gun** — All robberies and attempted robberies involving the use of any type firearm (revolvers, automatic pistols, shotguns, zip guns, rifles, pellet guns, etc.)

- 3b. **Knife or Cutting Instrument** — All robberies and attempted robberies involving the use of cutting or stabbing objects (knife, razor, hatchet, axe, cleaver, scissors, glass, broken bottle, dagger, ice pick, etc.)

- 3c. **Other Dangerous Weapons** — All robberies or attempted robberies when any other object or thing is used as a weapon. (This includes clubs, bricks, jack handles, bottles, explosives, acid, etc.)

- 3d. **Strong Arm—Hands, Fists, Feet, Etc.** — All Robberies which includes muggings and similar offenses where no weapon is used, but strong arm tactics are employed to deprive the victim of his property. This is limited to hands, arms, fists, feet, etc. As in armed robbery, include all attempts.

#### **(4) Assaults** — An assault is an attempt or offer, with unlawful force or violence, to do physical injury to another.

**General Rule — All assaults will be classified in the following categories, excluding assaults with intent to rob or rape.**

- 4a. **Gun — All assaults and attempted assaults involving the use of any type of firearms. (Revolvers, automatic pistols, shotguns, zip guns, pellet guns, etc.).**
  - 4b. **Knife or Cutting Instrument — All assaults and attempted assaults, involving the use of cutting or stabbing objects (knife, razor, hatchet, axe, cleaver, scissors, glass, broken bottle, dagger, ice pick, etc.).**
  - 4c. **Other Dangerous Weapon — All assaults or attempted assaults when any other object or thing is used as a weapon. (Clubs, bricks, pick handles, bottles, acid, explosives, lye, poison, scalding water and cases of attempted drowning, burning, etc.).**
  - 4d. **Hands, Fists, Feet, Etc. — Felonious — Assaults which are of a felonious nature when hands, fists, feet, etc., are used. To be classified as felonious assault, the attack must result in serious personal injury.**
  - 4e. **Other Assaults — Not Felonious — All offenses of simple assault and assault and battery.**
- (5) **Breaking and Entering — Unlawful entry or attempted forcible entry of any structure to commit a felony or larceny.**

**General Rule — Any unlawful entry or attempted forcible entry of any dwelling house, attached structure, public building, shop, office, factory, storehouse, apartment, house trailer, warehouse, mill, barn, other building, houseboat, or railroad car.**

**NOTE: For Uniform Crime Reporting purposes, breaking and entering and larceny are classified only as breaking and entering, the larceny is excluded. Breaking and Entering of a motor vehicle is classified as larceny.**

- 5a. **Forcible Entry — All offenses where force of any kind is used to enter unlawfully a locked structure, with intent to steal or commit a felony. This includes entry by use of a master key, celluloid, or other device that leaves no outward mark but is used to open a lock. Concealment inside a building, followed by the breaking out of the structure is also included.**
  - 5b. **Unlawful Entry—No Force — Any unlawful entry without any evidence of forcible entry.**
  - 5c. **Attempted Forcible Entry — When determined that forcible entry has been attempted.**
- (6) **Larceny Theft (Except Auto Theft) — The unlawful taking of the property of another with intent to deprive him of ownership.**

**General Rule — All larcenies and thefts resulting from pocket-picking, purse snatching, shoplifting, larceny from auto, larcenies of auto parts and accessories, theft of bicycles, larcenies from buildings, and from coin operated machines. Any theft that is not a robbery or the result of breaking and entering is included. Embezzlement, larceny by bailee, fraud or bad check cases are excluded.**



- (7) **Motor Vehicle Theft** — The larceny or attempted larceny of a motor vehicle.

**General Rule** — Thefts and attempted thefts of a motor vehicle. This includes all vehicles which can be registered as a motor vehicle in this state. Excludes where there is a lawful access to the vehicle, such as a family situation or unauthorized use by others with lawful access to the vehicle. (Chauffeur, employees, etc.).

## **Part II Offenses**

Part II Offenses are made up of all other crimes not classified as Part I crimes. Information on Part II offenses is only reported when an arrest has been made. Part II crimes for UCR purposes are as follows:

- (8) **Other Assaults** — This class is comprised of all assaults and attempted assaults which are simple or minor in nature. These "Other Assaults" are also scored on Return A under item 4e as an Offense Known to Police. However, for the purpose of this return, arrests for this offense are scored in this class.

- (9) **Arson** — Include all arrests for violation of State Laws and Municipal Ordinances relating to arson and attempted arson.

**Include:** Any willful or malicious burning to defraud a dwelling house, church, college, jail, meeting house, public building or any building, ship or other vessel, motor vehicle or aircraft; contents of buildings, personal property of another, goods or chattels, crops, trees, fences, gates, grain, vegetable products, lumber, woods, cranberry bogs, marshes, meadows, etc.

In the event of a death from arson, the offense would be classified as murder and if personal injury results, the offense would be classified as assault (4c).

- (10) **Forgery and Counterfeiting** — In this class all offenses dealing with the making, altering, uttering or possessing, with intent to defraud, anything false in the semblance of that which is true.

**Include:** Altering or forging public or other records. Making, altering, forging, or counterfeiting bills, notes, drafts, tickets, checks, credit cards, etc.

Counterfeiting coins, plates, bank notes, checks, etc.

Possessing or uttering forged or counterfeiting instruments.

Signing the name of another or fictitious person with intent to defraud.

All attempts to commit any of the above.

- (11) **Fraud** — Fraudulent conversion and obtaining money or property by false pretense. Includes bad checks, confidence games, etc., except forgeries and counterfeiting.
- (12) **Embezzlement** — Misappropriation or misapplication of money or property entrusted to one's care, custody or control.
- (13) **Stolen Property: Buying, Receiving, Possessing.** — Include in this class all offenses of buying, receiving, and possession of stolen property, as well as all attempts to commit any of these offenses.

(14) **Vandalism** — Include in this class all willful or malicious destruction, injury, disfigurement or defacement of any public or private property, real or personal, without consent of the owner or person having custody or control, by cutting, tearing, breaking, marking, painting, drawing, covering with filth, or any other such means as may be specified by law or ordinance. This offense covers a wide range of malicious behavior directed at property.

(15) **Weapons: Carrying, Possessing, Etc.**

This class deals with violations of weapons laws such as:

Manufacture, sale or possession of deadly weapons.

Carrying deadly weapons.

Furnishing deadly weapons to minors.

Aliens possessing deadly weapons. All attempts to commit the above.

(16) **Prostitution and Commercialized Vice** — Include in this class the sex offenses of a commercialized nature, such as:

Prostitution

Keeping bawdy house, disorderly house, or house of ill repute.

Pandering, procuring, transporting or detaining women for immoral purposes, etc.

All attempts to commit any of the above.

(17) **Sex Offenses** — Except forcible rape, prostitution and commercialized vice. Include offenses against chastity, common decency, morals, and the like.

Adultery and fornication

Buggery

Incest

Indecent Exposure

Sodomy

Statutory Rape — (No Force)

All attempts to commit any of the above.

(18) **Narcotic Drug Laws** — Narcotic drug law arrests are requested on the basis of the narcotics used. Include all arrests for violations of State and Local Ordinances, specifically those relating to the unlawful possession, sale, use, growing, manufacturing and making of narcotic drugs. Make the following subdivisions of narcotic drug law arrests.

**Opium or cocaine and their derivatives  
Morphine, heroin, codeine**

**Marijuana**

**Synthetic narcotics, manufactured narcotics which can cause true drug addiction.  
Demerol, methadones**

**Dangerous non-narcotic drugs  
Barbiturates, benzedrine**

- (19) Gambling — All charges which related to promoting, permitting or engaging in gambling. To provide a more refined collection of gambling arrests, the following breakdown should be furnished:**

**Bookmaking (Horse and sport books)**

**Numbers and lottery**

**All other**

- (20) Offenses Against the Family and Children — Included here are all charges of non-support and neglect or abuse of family and children.**

**Desertion, abandonment, or non-support**

**Neglect or abuse of child**

**Non-payment of alimony**

- (21) Driving Under the Influence — This class is limited to the driving or operating of any vehicle while drunk or under the influence of liquor or narcotic drugs.**

- (22) Liquor Laws — With the exception of "Drunkenness" (Class 23) and "Driving Under the Influence" (Class 21), liquor law violations, State or Local, are placed in this class. Do not include Federal violations. Include: Manufacturing, sale, transporting, furnishing, possession, etc.**

**Maintaining unlawful drinking places**

**Bootlegging**

**Operating still**

**Furnishing liquor to a minor**

**Using vehicle for illegal transportation of liquor**

- (23) Drunkenness — Included in this class are all offenses of drunkenness or intoxication, with the exception of "Driving Under the Influence" (Class 21).**

**Drunk and disorderly**

**Public intoxication**

- (24) **Disorderly Conduct** — In this class, all disorderly persons arrested except those counted in classes 1 through 23 and class 25 are included.
- (25) **Vagrancy** — Place in this class arrests for disorderly persons when the person is arrested for failure to give good account of himself.
- (26) **All Other Offenses** — Include in this class every other State or Local offense not included in classes 1 through 25.

**Abduction and compelling to marry**

**Abortion (Death resulting from abortion is homicide)**

**Bastardy and concealing death of a bastard**

**Bigamy and polygamy**

**Blackmail and extortior**

**Bribery**

**Contempt of Court**

**Discrimination, unfair competition**

**Kidnapping**

**Offenses contributing to juvenile delinquency except as provided for in classes 1 through 29, such as employment of children in immoral vocations or practices, admitting minors to improper places, etc.**

**Perjury and subornation of perjury**

**Possession, repair, manufacture, etc., of burglar's tools**

**Possession or sale of obscene literature**

**Unlawful use, possession, etc., of explosives, etc.**

- (27) **Suspicion** — Not Reported in West Virginia.
- (28) **Curfew and Loitering Laws (Juveniles)** — Count all arrests made for violations of local curfew or loitering ordinances.
- (29) **Runaway (Juvenile)** — Count arrests made by other jurisdictions of runaways from your jurisdiction. Do not include protective custody actions with respect to runaways you take for other jurisdictions. Count only your own local cases.

# **PROFILE**

## **STATE OF WEST VIRGINIA**

On June 20, 1863, under the administration of President Abraham Lincoln, West Virginia became the 35th state in the Union. This was the only state to be borne out of the Civil War. From the beginning of the Civil War, the people in Western Virginia fought against seceding from the Union. On June 20, 1861, a new government of Virginia known as the "Restored Government" was formed by the Wheeling Convention. This government pledged its support to the Federal Government in Washington. At a meeting in Wheeling, May 13, 1862, the "Restored Government" passed an act giving formal consent to the forming of a new state. On May 29, 1862, a bill was presented to the Congress of the United States requesting that a new state be formed and admitted to the Union. The bill providing that West Virginia become a new state was passed by the Congress and signed into law by President Abraham Lincoln on December 31, 1862.

The boundary lines of West Virginia totaling 1,170 miles, which for the most part, follow the course of rivers or the line of mountain ranges, encloses a total area of only 24,282.45 square miles. One hundred fifty (150) of these miles are water surface. West Virginia extends its panhandle over a surprisingly wide range of longitude and latitude. The eastern most tip has the same longitude as Rochester, New York, and the most westerly as Port Huron, Michigan; the Northwest Panhandle pushes into a latitude well north of Pittsburgh, Pennsylvania; while in the opposite direction the state dips further south than Richmond, Virginia. West Virginia is bordered by the states of Pennsylvania, Maryland, Ohio, Kentucky, and Virginia.

The natural topography of West Virginia is as irregular as its outline.

The range in elevation is from 240 feet near Harpers Ferry to 4,860 feet on Spruce Knob giving it a mean altitude of 1,500 feet, the highest of any state East of the Mississippi River.

Most of the State lies in the Allegheny Plateau and Allegheny Highlands Region. This corrugated contour, which rightfully earned West Virginia its nickname, "Mountain State," could easily be described as "Land of Ten Thousand Valleys".

West Virginia, composed of 55 counties ranging in area of 88.58 square miles to 1,046.34 square miles, is located between the large population centers of the East and Midwest. Four out of five of the principal United States metropolitan market areas — New York, Chicago, Philadelphia, and Detroit — are within a 500 mile radius of the state's geographical center, which is near Sutton in Braxton County. Within this 500 mile circle, much more than half of the nation's people reside and more than half of the nation's income is earned.

In 1974 estimated population of West Virginia is 1,794,000. Huntington with 74,315 persons is the most populated city in the State, while Charleston with 68,600 is the State Capitol. With a density of 73.9 square miles, West Virginia is primarily a rural state.

During 1972 West Virginia was the largest bituminous coal producer in the Nation, accounting for more than 1/5 of the entire United States coal production. Reported coal production for the year 1972 was 122.8 million tons from 1,350 mines located in 35 of the 55 counties. Coal accounts for over 89 percent of the State's total mineral output.

Waterborn commerce in West Virginia has increased steadily over the years. Three hundred and fifty-five miles of navigable water in the State have been made possible by the continuous work of the United States Corps of Engineers in the development of river transportation facilities and flood control.

Hilly terrain and ample rainfall help to produce one of West Virginia's high quality resources — timber. Seventy-four percent of the land area is in forestial areas. West Virginia hardwoods are much sought after by furniture manufacturers across the continent and over seas. Approximately 95 percent of all timber cut is being shipped out-of-state.

Natural gas liquids and petroleum are the second most important mineral resources in the State. The high grade Pennsylvania grade crude oil is highly desirable by industry because of its superiority as a lubricant. The chemical industry in West Virginia is more large and expanding rapidly in the Ohio and Kanawha River Valley. Other natural resources found in abundance in West Virginia are limestone, sand and gravel, salt, and metals.

The Bureau of Vocational, Technical and Adult Education, cooperating with Federal, State and local educational and other agencies, plans and promotes vocational education programs directed to serve the total citizenry of the state in preparing for employment and productive citizenry. These programs are provided in regular or comprehensive secondary schools, specialized schools, county or area vocational centers, multi-county vocational centers, adult centers, post-secondary institutions, and colleges and universities.

There are 25 designated area vocation-technical centers and 12 comprehensive high schools with vocational units in West Virginia. Seven colleges and universities provide vocational-technical programs. In 1973, there were 58,038 students enrolled in regular vocational education programs.

The desire of students to seek higher standards of education and become more productive citizens has resulted in continual upgrading of physical facilities, equipment and teaching personnel.

Located in West Virginia are 979 elementary schools, 142 junior high schools, 179 senior high schools and 25 area vocational education schools which provide secondary education.

All 24 universities and colleges in West Virginia have experienced an enrollment increase over the past decade with Marshall University and West Virginia University doubling in size. The 14 public and 10 private institutions awarded more than 12,004 degrees in the 1972-73 school year.

West Virginia is a State with an exceptional outdoor recreational base. Its varied topography, climate and resources give it the potential of being a year-round recreation land serving the people of the Eastern United States. Rivers and streams are very important in the State's recreational picture. Some of the finest fishing streams in the East are found in West Virginia and many of them have retained their natural setting and attract visitors in evergrowing numbers. State and national forests have been designated in West Virginia to preserve our "wild 'n wonderful" woodlands. Two federal forests — the Monongalia National Forest and George Washington National Forest — are located in Eastern West Virginia. The nine state forests offer some 77,000 acres of picturesque rugged wilderness, inspiring views, and remote seclusion. Along with these forests, West Virginia also offers 27 state parks for recreation.

The facts set forth in this brief profile, although somewhat complex, are presented in hope that they will help the reader get a better understanding of West Virginia's crime picture in our third Annual Crime Report.

# **CRIME FACTORS**

Statistics gathered under the Uniform Crime Reporting Program are submitted by the law enforcement agencies of West Virginia and project a state-wide view of crime. Awareness of the presence of certain crime factors, which may influence the resulting volume and type of statistics presented, is necessary if fair and equitable conclusions are to be drawn. These crime influencing factors are present, to some degree, in every community and their presence affects, in varying degrees, the crime experience of that community. Attempts at comparison of crime figures between communities should not be made without first considering the individual factors present in each community.

Crime, as an outgrowth of society, remains a social problem of grave concern and the police are limited in their role to its suppression and detection. As stated by the President's Commission on Law Enforcement and Administration of Criminal Justice in their report "The Challenge of Crime In A Free Society" (1967 - Page 92):

"But the fact that the police deal daily with crime does not mean that they have unlimited power to prevent it, or reduce it, or deter it. The police did not create and cannot resolve the social conditions that stimulate crime. They did not start and cannot stop the convulsive social changes that are taking place in America. They do not enact the laws that they are required to enforce, nor do they dispose of the criminals they arrest. The police are only one part of the criminal justice system; the criminal justice system is only one part of the government; and the government is only one part of society. Insofar as crime is a social phenomenon, crime prevention is the responsibility of every part of society. The criminal process is limited to case by case operations, one criminal or one crime at a time."

Set forth below are some of the conditions which will, by type and volume, affect the crime that occurs from place to place:

Density and size of the community population and the metropolitan area of which it is a part.

Composition of the population with reference particularly to age, sex and race.

Economic status of the population.

Relative stability of population, including commuters, seasonal, and other transient types.

Climate, including seasonal weather conditions.

Educational, recreational, and religious characteristics.

Standards governing appointments to the police force.

Policies of the prosecuting officials and the courts.

Attitude of the public toward law enforcement problems.

The Administrative and investigative efficiency of the local law enforcement agency, including the degree of adherence to crime reporting standards.

# CRIME INDEX

The tabulations presented in the tables, graphs, and charts in this publication indicates the volume and distribution of crime in West Virginia on the basis of a Crime Index. The crime figures are broken down by municipal, county and state totals.

The Uniform Crime Reporting Program utilizes seven crime classifications to establish an index to measure the trend and distribution of crime in the United States. These crimes — Murder, Forcible Rape, Robbery, Felonious Assault, Burglary, Larceny, and Motor Vehicle Theft — are counted by law enforcement agencies as the crimes become known to them. These crimes were selected for use in the Crime Index because, as a group, they represent the most common local crime problem. They are all serious crimes, either by their very nature or due to the volume in which they occur. Offenses of Murder, Forcible Rape, Robbery and Felonious Assault are categorized as Violent Crimes. Offenses of Burglary, Larceny, and Motor Vehicle Theft are classed as Crimes Against Property.

It is believed desirable to point out that there is no way of determining the total number of crimes which are committed. Many criminal acts occur which are not reported to official sources. Estimates as to the level of unreported crime can be developed through costly victim interview surveys, but this, of course, does not remedy the reluctance of victims and/or other members of society to report all crimes to law enforcement agencies.

In light of this situation, the best source for obtaining a count of crime is the next logical universe; namely, crimes which come to police attention. The crimes used in the Crime Index are those considered to be most consistently reported to police and the computations of crime trends and crime rates are prepared using this universe — Offenses Known To Police. During 1974, 31,087 Crime Index Offenses were known to police.

The crime counts set forth in this publication are actual offenses established by police investigation. When police receive a complaint of crime and the follow-up investigation discloses no crime occurred, it is “**unfounded**”.

On a state average police investigations “unfounded” three percent (3%) of the complaints concerning Crime Index Offenses, ranging from two percent (2%) in the Larceny-Theft category to 17 percent in the Forcible Rape category.

## **Calculation of Rates and Percentages**

This report provides police executives with a yardstick with which to measure local problems, but to utilize the administrative tool, the local data must be converted into terms of rates and percentages. Simple formulas for this purpose are presented below for the benefit of those who might feel the need for them.



**Crime Rates**

Perhaps the most used of all crime statistics is the Crime Rate, which generally refers to the number of offenses per 100,000 inhabitants. It can be calculated for any city regardless of the size and may be arrived at under either of two procedures. One formula would be to divide the number of crimes by the population and to multiply the answer by 100,000.

<p>EXAMPLE:</p> $\frac{1,980 \text{ Robberies}}{500,000 \text{ Population}}$	<p>= .003960 x 100,000 =</p>	<p>Crime Rate</p> <p>369.0 per 100,000 persons</p>
---	------------------------------	---

Another procedure generally considered somewhat more simple, particularly if crime rates for a number of different offense classifications are to be calculated, is the so-called reciprocal method. As in the above example, it may be assumed that a city has a population of 500,000 and 1,980 Robberies occurred during the year. Divide 100,000 by the number of inhabitants of the city (500,000). The quotient may be considered the reciprocal and multiplied by the number of crimes in each class to obtain the rate per 100,000. The reciprocal in this instance would be .200000, and an illustration of the calculation of the crime rate is as follows:

<p>EXAMPLE:</p> $\frac{100,000}{500,000 \text{ Population}}$	<p>= .200000</p>	<p>Number of Robberies</p> <p>x 1,980</p>	<p>Crime Rate</p> <p>= 369.0 per 100,000 persons</p>
---	------------------	--	---

The reciprocal once determined can be used to calculate all rates until a new population figure is available.

All Crime Rates which were calculated for the total number of offenses committed in the state were based on the number of offenses per 100,000 persons.

However, due to the fact that no city within the state has a population over 100,000, calculations for each individual contributing agency were based on the number of offenses per 1,000 persons.

## **Clearance Rates**

For Uniform Crime Reporting purposes, a Crime Index Offense is cleared when a law enforcement agency has identified the offender, there is enough evidence to charge him and he is actually taken into custody. The arrest of one person can clear several crimes or several persons may be arrested in the process of clearing one crime.

Crime solutions are also recorded in exceptional circumstances when some element beyond law enforcement control precludes formal charges against the offender. An offense may be exceptionally cleared when it falls into one of the following categories:

1. The offender commits suicide.
2. A double murder occurs (two persons kill each other).
3. The offender dies after making a confession (dying declaration).
4. The offender is killed by a law enforcement officer.
5. The offender confesses to committing the crime while already in custody for another crime or serving a sentence.
6. The offender is prosecuted in another city for a different crime by federal, state or local authorities, or for the same offense, and the other jurisdiction refuses to release the offender.
7. Another jurisdiction refuses to extradite the offender.
8. The victim of a crime refuses to cooperate in the prosecution.
9. The offender is prosecuted for a less serious charge than the one for which he was arrested.
10. The offender is a juvenile who is handled by a verbal or written notice to the parents in instances involving minor offenses such as petit larceny.

For the year of 1974, 25.3 percent of all Index Crimes were cleared as compared to 28.6 percent cleared during 1973. The percentage of Violent Crimes cleared was 68.9 percent in 1974 and 68.6 percent in 1973 while the clearance rate for Property Crimes was 21.6 percent in 1974 and 25.0 percent in 1973.

## **WEST VIRGINIA OFFENSE DATA**

# CRIME INDEX OFFENSES

## VOLUME

During the calendar year of 1974, a total of 31,087 Index Offenses were reported to law enforcement agencies in West Virginia. This was a 20.2 percent increase in the volume of index offenses reported during 1973. The crimes in this group are all serious, either by their very nature or because of the frequency with which they occur, and present a common enforcement problem to all police. Crimes within this index can be further categorized as Violent Crimes, which include Murder, Forcible Rape, Robbery, and Felonious Assault, or as Non-Violent (property) Crimes, which include Breaking and Entering, Larceny-Theft, and Motor Vehicle Theft.

Since 1972, crime, as measured by the Crime Index Offenses, has risen 24.1 percent in volume during this three year period.

## VIOLENT CRIME

Violent Crimes involve the element of personal confrontation between the perpetrator and the victim. Because of their very nature, Violent Crimes are considered more serious than Property Crimes. These offenses for 1974 made up 7.8 percent of the Crime Index Total, as compared to 8.3 percent in 1973 and 12.4 percent in 1972.

A total of 2,420 Violent Crimes were reported during 1974. This figure represents a 12.4 percent increase over the 2,153 Violent Crimes reported during 1973. Murder increased 1.0 percent, Forcible Rape increased 7.4 percent, Robbery increased 27.1 percent, and Felonious Assault increased 8.7 percent.

A review of the distribution of the Violent Crimes within the Index discloses that Felonious Assault accounted for 62.6 percent of the group, and 4.9 percent of the Total Index.

## PROPERTY CRIME

The number of Property Crimes reported during 1974 was more than 11 times greater than the number of Violent Crimes reported. As a group, Property Crimes made up 92.2 percent of the Total Index. Property Crimes increased 20.9 percent over 1973 and 26.0 percent since 1972. All offenses comprising this group showed significant increases over 1973. Breaking and Entering, increasing 32.0 percent, accounted for 33.7 percent of all property offenses and 31.1 percent of the Total Crime Index. Larceny-Theft increased 15.6 percent and accounted for 58.5 percent of all property offenses and 54.0 percent of the Total Crime Index. Motor Vehicle Theft, increasing 18.4 percent, made up 7.8 percent of all property offenses and 7.2 percent of the Crime Index Total.

## RATES

Crime Rates, or more realistically, Victim Risk Rates, only take into consideration those numerical factors of residence population as they relate to the incidence of crime. Transient population and other elements which contribute to the volume and type of crime in a given area are not incorporated. For a further explanation, see page 15.

The risk of becoming a victim of crime in West Virginia has increased since 1973. Based on a 1974 estimated state population of 1,794,000, a Crime Rate of 1,732.79 victims for every 100,000 inhabitants evolves. This represents a 19.3 percent increase over the 1,452.3 victims per 100,000 population in 1973 and a 21.2 percent increase over the 1972 Crime Rate.

The 1974 rate for the Violent Crime group was established at 134.9 victims for every 100,000 inhabitants of the state, a 11.6 percent increase over the 1973 rate. The 1974 Property Crime Rate was 1,597.9 per 100,000 residents, an increase of 20.0 percent over the 1973 rate. Breaking and Entering recorded the highest single rise of 31.0 percent.

## **CLEARANCES**

For Uniform Crime Reporting purposes, a Crime Index Offense is cleared when a law enforcement agency has identified the offender, there is enough evidence to charge him and he is actually taken into custody. The arrest of one person can clear several crimes or several persons may be arrested in the process of clearing one crime.

Crime solutions are also recorded in exceptional circumstances when some element beyond law enforcement control precludes formal charges against the offender. For a further explanation, see page 16.

The police of West Virginia cleared by arrest or exceptional clearance 25.2 percent of all Index Offenses reported to them in 1974. This clearance rate, when compared to the 28.6 percent rate of clearance reported in 1973 represents a substantial 11.9 percent decline. Violent Crimes, recording a clearance rate of 68.9, increased by 0.4 percent over the 1973 rate of 68.6. Clearance of the voluminous Non-Violent Property Crimes occurred in 21.6 percent of all instances. Comparison with 1973 figures shows a 13.6 percent decrease in this category. The offense of Forcible Rape recorded the sharpest increase in the rate of clearance, 4.4 percent, while the clearance rate for Larceny decreased more than any other Index Offense, 16.5 percent.

Reports submitted by the law enforcement agencies of the State during 1974 disclosed that police, in the area of Violent Crime, were successful in solving 84.0 percent of the Murder offenses, 73.7 percent of the actual Forcible Rapes, 32.6 percent of all Robberies, and 82.2 percent of all Felonious Assaults. Solutions to the Property Crimes show clearances of 19.1 percent in the Breaking and Entering category, 22.2 percent for Larceny, and 27.2 percent for Motor Vehicle Theft.

The relatively high clearance rate for Violent Crimes as compared to the Non-Violent Property Crimes is in part contributed to the volume difference between the two. The volume of Property Crime is much greater than that of Violent Crime and police investigation of Violent Crime is usually more intense. The element of confrontation between the victim and the perpetrator, also contributes to the higher rate of solution.

## **JUVENILE CLEARANCE**

In 1974, the arrest involvement of those persons under the age of 18 represented 30.5 percent of all cases solved. This rate of involvement, when compared to the 26.2 rate in 1973 indicates that serious criminal activity by those of the young age group has increased by 16.4 percent.


Eleven and seven tenths percent (11.7%) of all Violent Crime solutions in 1974 involved juveniles as compared to 9.1 percent in 1973. The involvement rate of persons under 18 years of age was 3.4 percent of all Murders solved, 7.8 percent of all Forcible Rapes solved, 21.7 percent of the Robberies cleared, and 11.1 percent of the Felonious Assaults cleared. Breaking and Entering of the Non-Violent Property Crime group reflects the highest rate of involvement, 40.3 percent for the young age group, 34.3 percent of all Larceny cases solved involved juveniles, while 29.0 percent of all Motor Vehicle Theft cases cleared involved juveniles.

### **STOLEN PROPERTY VALUE**

The Total Value of Property Stolen in 1974 was \$10,179,038, an increase of \$2,235,282, or 28.1 percent. This dollar value represents the proceeds of 106 Murders, 175 Rapes, 623 Robberies, 9,658 Breaking and Enterings, 16,780 Larcenies and 2,229 Motor Vehicle Thefts. Although police recoveries reduced this loss by 35.4 percent, the remaining unrecovered portion represents a loss of \$6,579,067 to the victims.

# CRIME INDEX OFFENSES

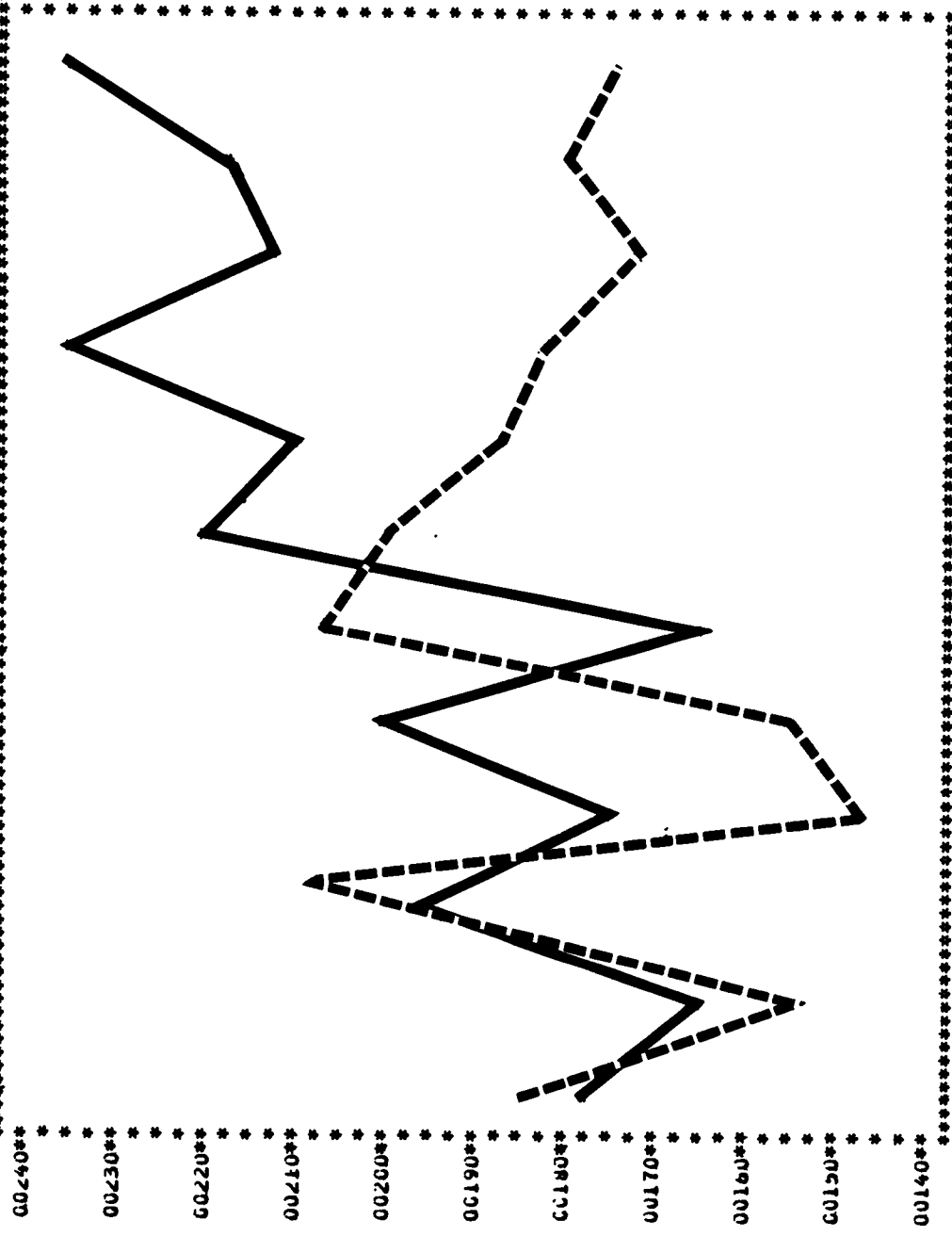
January - December, 1974-1973



# VIOLENT CRIME OFFENSES

January - December, 1974-1973

		NUMBER OF OFFENSES BY MONTH												CRIME RATE		OFF CLEARED	
		JAN	FEB	MAR	APR	MAY	JUN	JUL	AUG	SEP	OCT	NOV	DEC	TOT	(1,000)	ADULT	JUVE
PERIOD 1 1974		179	166	196	176	202	160	221	212	235	213	219	235	2420	1.33	1472	195
PERIOD 2 1973		185	156	198	148	155	208	201	188	184	174	180	176	2153	1.21	1342	135
NUMERICAL CHANGE		6--	10++	2--	28++	47++	42--	20++	24++	51++	39++	59++	59++	267++	12++	130++	60++
PERCENT CHANGE		3.2--	6.4++	1.0--	18.9++	30.3++	20.2--	10.0++	12.8++	27.7++	22.4++	21.7++	33.5++	12.4++	9.9++	9.7++	44.4++



PERIOD 1 1974  
 PERIOD 2 1973



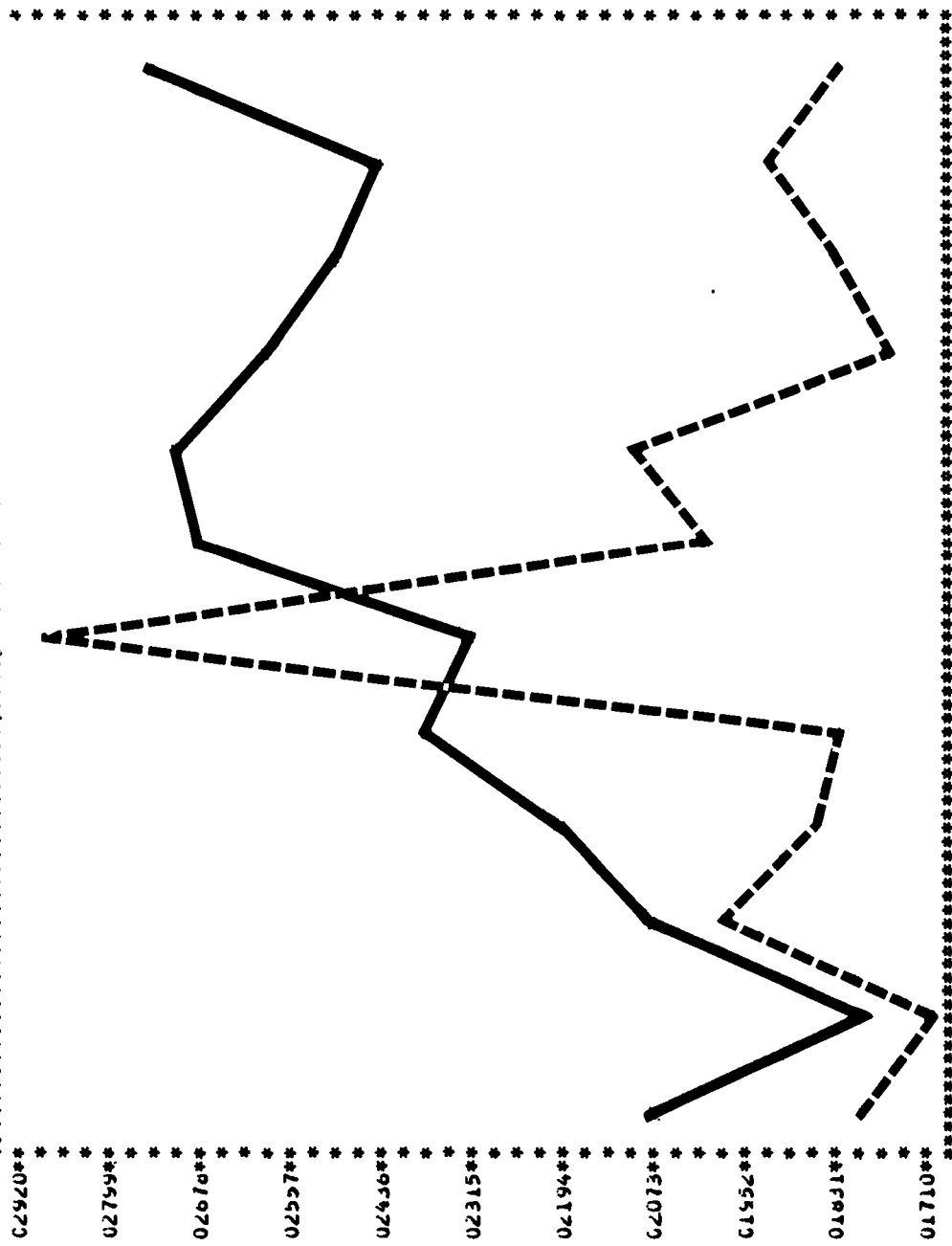
# NON-VIOLENT PROPERTY OFFENSES

January - December, 1974-1973

```

*****
* N U M B E R   O F   O F F E N S E S   B Y   M O N T H
*
* JAN * FEB * MAR * APR * MAY * JUN * JUL * AUG * SEP * OCT * NOV * DEC *
* 2084 * 1925 * 2089 * 2205 * 2403 * 2345 * 2698 * 2721 * 2588 * 2509 * 2462 * 2740 *
* 1827 * 1716 * 1993 * 1666 * 1834 * 2911 * 2031 * 2105 * 1780 * 1856 * 1943 * 1848 *
* 257+ * 107+ * 56+ * 337+ * 569+ * 667+ * 616+ * 808+ * 653+ * 519+ * 892+ *
* 14.1+ * 6.2+ * 4.8+ * 18.1+ * 31.0+ * 19.4+ * 32.8+ * 29.3+ * 45.4+ * 35.2+ * 26.7+ *
*****
* C R I M E   *   O F F   C L E A R E D   *
*
* PERIOD 1 1974
* PERIOD 2 1973
*
* NUMERICAL CHANGE
* PERCENT CHANGE

```



PERIOD 1 1974  
 PERIOD 2 1973

```

02920**
*
*
*
02759**
*
*
02670**
*
*
02557**
*
*
02436**
*
*
02315**
*
*
02194**
*
*
02073**
*
*
01952**
*
*
01831**
*
*
01710**

```

**VALUE OF PROPERTY STOLEN  
By Type Of Offense**

January - December, 1974-1973


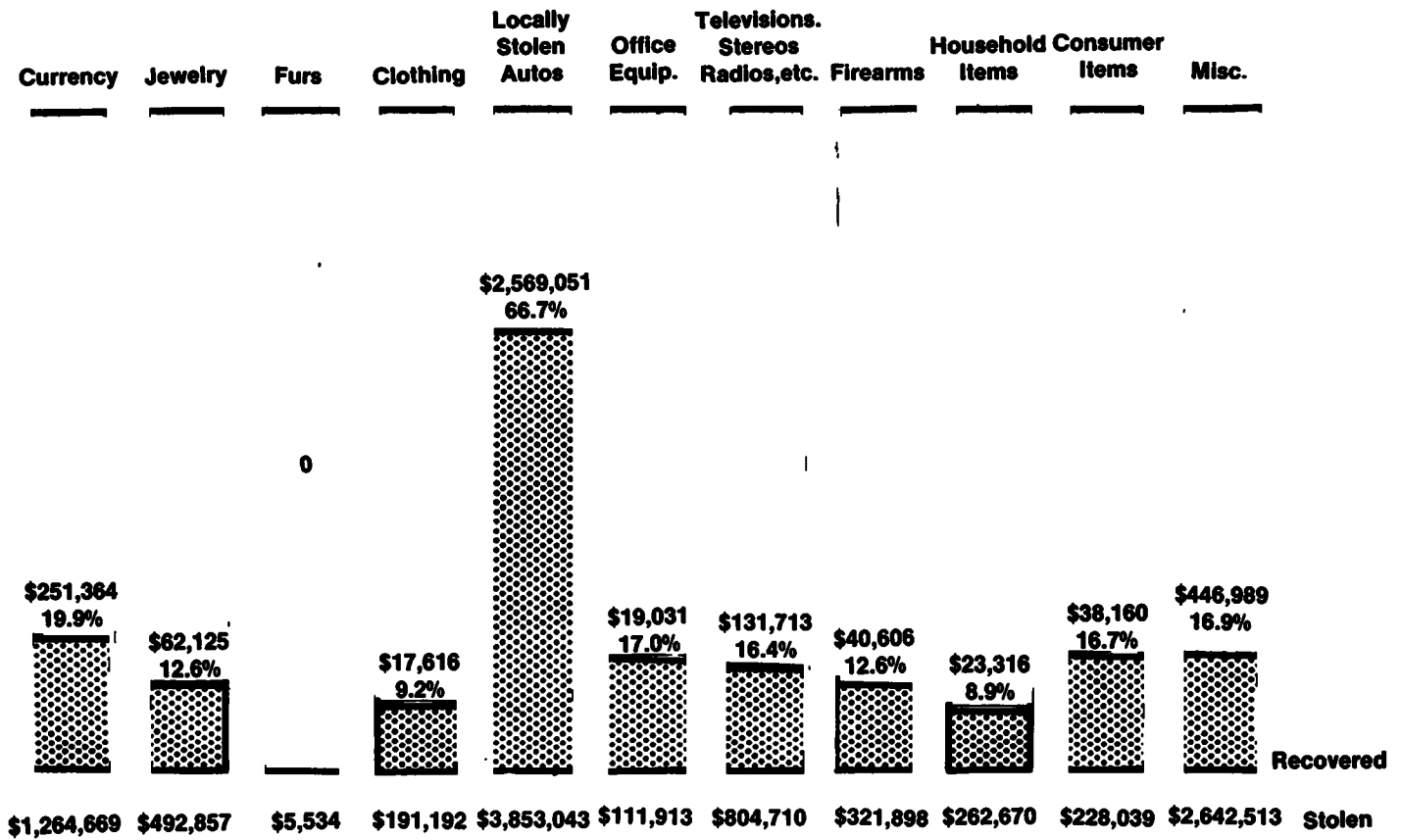
BREAKING AND ENTERING				ROBBERY			
CLASSIFICATION	NUMBER	AMOUNT	CLASSIFICATION	NUMBER	AMOUNT		
RESIDENCE-COMMITTED DURING NIGHT	1974 2,313	696,644	HIGHWAY	1974 292	52,206		
	1973 1,738	491,003		1973 190	35,285		
PERCENT OF CHANGE	33.00+	41.08+	PERCENT OF CHANGE	53.68+	47.96+		
RESIDENCE-COMMITTED DURING DAY	1974 1,077	282,811	COMMERCIAL HOUSE	1974 85	32,142		
	1973 820	150,347		1973 62	65,404		
PERCENT OF CHANGE	31.34+	78.60+	PERCENT OF CHANGE	37.10+	50.86+		
RESIDENCE-COMMITTED UNKNOWN	1974 1,301	451,605	SERVICE STATION	1974 32	11,531		
	1973 1,016	348,963		1973 40	6,222		
PERCENT OF CHANGE	36.33+	29.41+	PERCENT OF CHANGE	20.00-	85.33+		
NONRESIDENCE-COMMITTED DURING NIGHT	1974 3,825	1,446,015	CHAIN STORE	1974 63	71,745		
	1973 2,923	995,888		1973 36	63,438		
PERCENT OF CHANGE	30.86+	45.28+	PERCENT OF CHANGE	75.00+	13.09+		
NONRESIDENCE-COMMITTED DURING DAY	1974 411	69,562	RESIDENCE	1974 72	20,704		
	1973 161	41,167		1973 58	41,997		
PERCENT OF CHANGE	31.06+	68.89+	PERCENT OF CHANGE	24.14+	50.70+		
NONRESIDENCE-COMMITTED UNKNOWN	1974 851	265,163	BANK	1974 5	60,400		
	1973 663	148,523		1973 2	5,080		
PERCENT OF CHANGE	28.36+	91.42+	PERCENT OF CHANGE	150.00+	88.98+		
TOTAL	1974 9,658	3,212,404	MISCELLANEOUS	1974 74	17,875		
	1973 7,318	2,173,931		1973 102	28,528		
PERCENT OF CHANGE	31.98+	47.77+	PERCENT OF CHANGE	27.45-	37.34-		
			TOTAL	1974 623	266,603		
				1973 490	245,954		
			PERCENT OF CHANGE	27.14+	8.40+		

LARCENY BY CLASSIFICATION				LARCENY BY VALUE			
CLASSIFICATION	NUMBER	AMOUNT	CLASSIFICATION	NUMBER	AMOUNT		
POCKET-PICKING	1974 57	20,346	\$200 AND OVER	1974 2,847	2,044,124		
	1973 50	4,426		1973 0	0		
PERCENT OF CHANGE	14.00+	359.74+	PERCENT OF CHANGE				
PURSE-SNATCHING	1974 170	14,356	\$50 TO \$200	1974 6,974	675,413		
	1973 148	9,674		1973 8,301	2,911,319		
PERCENT OF CHANGE	14.86+	48.40+	PERCENT OF CHANGE	15.99-	76.80+		
CARGO-THEFTS	1974 52	75,280	UNDER \$50	1974 6,959	146,580		
	1973 0	0		1973 6,211	138,642		
PERCENT OF CHANGE			PERCENT OF CHANGE	12.04+	5.73+		
SHOPLIFTING	1974 1,395	42,285	TOTAL	1974 16,780	2,866,117		
	1973 1,061	20,042		1973 14,512	3,049,961		
PERCENT OF CHANGE	31.48+	111.19+	PERCENT OF CHANGE	15.63+	6.03-		
FROM AUTOS	1974 3,010	587,058					
	1973 3,120	469,401					
PERCENT OF CHANGE	15.71+	25.07+					
ALTO PARTS-ACCESSORIES	1974 3,125	209,662					
	1973 2,883	221,595					
PERCENT OF CHANGE	6.39+	21.69+					
BICYCLES	1974 2,365	200,536					
	1973 1,444	89,347					
PERCENT OF CHANGE	63.78+	124.45+					
FROM BUILDINGS	1974 2,584	707,206					
	1973 2,041	442,023					
PERCENT OF CHANGE	26.60+	59.99+					
COIN OPERATED MACHINES	1974 274	17,262					
	1973 229	13,235					
PERCENT OF CHANGE	19.63+	30.23+					
LIVESTOCK	1974 102	28,191					
	1973 0	0					
PERCENT OF CHANGE							
ALL OTHER	1974 3,046	903,933					
	1973 3,536	1,780,218					
PERCENT OF CHANGE	13.86-	49.22-					
TOTAL	1974 16,780	2,866,117					
	1973 14,512	3,049,961					
PERCENT OF CHANGE	15.63+	6.03-					

# VALUE OF PROPERTY STOLEN AND PERCENT RECOVERED

January - December, 1974-1973



**Total Value of  
Property Stolen**  
**\$10,179,038**  


---

**Total Value of  
Property Recovered**  
**\$3,599,971**  


---

← 34.5%  
Recovered

# WEST VIRGINIA CRIME INDEX

## Three Year Recapitulation of Offenses

1972 - 1974

INDEX OFFENSES	YEAR	NUMBER OF OFFENSES	PERCENT CHANGE	RATE PER 100,000 POPULATION	PERCENT CHANGE
<b>MURDER</b>	1972	108		6.2	
	1973	105	- 2.8	5.9	- 4.8
	1974	106	+ 1.0	5.9	
<b>FORCIBLE RAPE</b>	1972	146		16.2	
	1973	163	+11.6	17.8	+ 9.9
	1974	175	+ 7.4	19.0	+ 6.7
<b>ROBBERY</b>	1972	556		31.7	
	1973	490	-11.9	27.5	-13.2
	1974	623	+27.1	34.7	+26.2
<b>FELONIOUS ASSAULT</b>	1972	1,484		84.7	
	1973	1,395	- 6.0	78.3	- 7.6
	1974	1,516	+ 8.7	84.5	+ 7.9
<b>BREAKING AND ENTERING</b>	1972	7,192		410.5	
	1973	7,318	+ 1.8	410.9	+ 0.1
	1974	9,658	+32.0	538.3	+31.0
<b>LARCENY-THEFT</b>	1972	13,650		779.1	
	1973	14,512	+ 6.3	814.8	+ 4.6
	1974	16,780	+15.6	935.3	+14.8
<b>MOTOR VEHICLE THEFT</b>	1972	1,907		108.8	
	1973	1,882	- 1.3	105.7	- 2.1
	1974	2,229	+18.4	124.2	+17.5
<b>VIOLENT CRIME</b>	1972	2,294		130.9	
	1973	2,153	- 6.1	120.9	- 7.6
	1974	2,420	+12.4	134.9	+11.6
<b>NON-VIOLENT CRIME</b>	1972	22,749		1,298.3	
	1973	23,712	+ 4.2	1,331.2	+ 2.5
	1974	28,667	+20.9	1,597.9	+20.0
<b>TOTAL FOR WEST VIRGINIA</b>	1972	25,043		1,429.2	
	1973	25,865	+ 3.3	1,452.1	+ 1.6
	1974	31,087	+20.2	1,732.8	+19.3

# **CRIMINAL HOMICIDE—MURDER**

Murder is defined as the unlawful killing of a human being with malice aforethought. Any death due to a fight, argument, quarrel, assault, or commission of a crime is included. This index offense is scored by police on the basis of their investigation without regard as to the findings of a court or jury or the decision of a prosecutor. Traffic deaths caused by the negligence of someone other than the victim are not included here, but are counted under manslaughter. Attempts to kill and assault to kill are scored as felonious assaults and not as murder. Suicide, accidental deaths and justifiable homicides are also excluded.

## **MURDER ANALYSIS**

**1974 - 1973**

### **VOLUME**

In 1974, a total of 106 Murders were reported to law enforcement agencies within West Virginia. This represents a numerical increase of one (1) over the number reported in 1973.

The number of Murders in 1974 is 4.4 percent of the total for Violent Crime and less than one-half of one percent of the total of the seven Crime Index Offenses.

An analysis of Murder by month in 1974 shows that the winter months had the greatest frequency of Murder as compared to any other period.

### **TREND**

The number of Murders increased one percent (1%) in 1974 over 1973. The trend in this crime classification reveals a decrease from 108 in 1972 to 106 in 1974. This is a decrease of 1.8 percent.

### **MURDER RATE**

In 1974, there were 5.9 victims of Murder for every 100,000 inhabitants in West Virginia, the same as the 1973 murder rate.

### **NATURE OF MURDER**

The victims of Murder in 1974 were male in 80.4 percent of all cases, as compared to 69.1 percent male in 1973.

83.9 percent of all Murder victims were White, 16.1 percent were Negro and less than one percent were of other races.

The largest number of Murders (14) occurred in the 20-24 age group, which accounted for 12.5 percent of the total.

In 1974, firearms again predominated as the weapon most often used in Murder in West Virginia, comprising 76.8 percent of the total. 51.8 percent of the total Murders were committed with handguns. In 1973, 40.0 percent of the Murders were committed with handguns.

Cutting or stabbing weapons were used in 7.1 percent of the Murders in the State.

In 1974, Murder within the family made up 25.0 percent of all Murder offenses. 8.9 percent of these family killings involved spouse killing spouse, 3.6 percent were parents killing children, 1.8 percent were children killing parents and other in-family killings comprised the remainder.

### **CLEARANCES**

In 1974, 84.0 percent of all Murders were solved, however, in 1973, 89.5 percent of all Murders were solved and 88.9 percent solved in 1972.

Persons under 18 years of age were involved in 3.4 percent of the Murders solved by police, as compared to 5.3 in 1973 and less than one percent in 1972.

### **PERSONS ARRESTED**

Based on reports submitted by law enforcement agencies, 3.9 percent of all persons arrested for Murder were under 18 years of age and 32.3 percent were under 25 years.

Numerically, the 20-24 year age group had the heaviest involvement during 1974 with 17.6 percent of the total arrests coming from within this age group. During 1973, the 25-29 age group accounted for the highest percent of persons arrested for Murder.

79.4 percent of all persons arrested for Murder were White and 20.6 percent were Negro. During 1973, 81.6 percent were White and 18.4 percent were Negro.

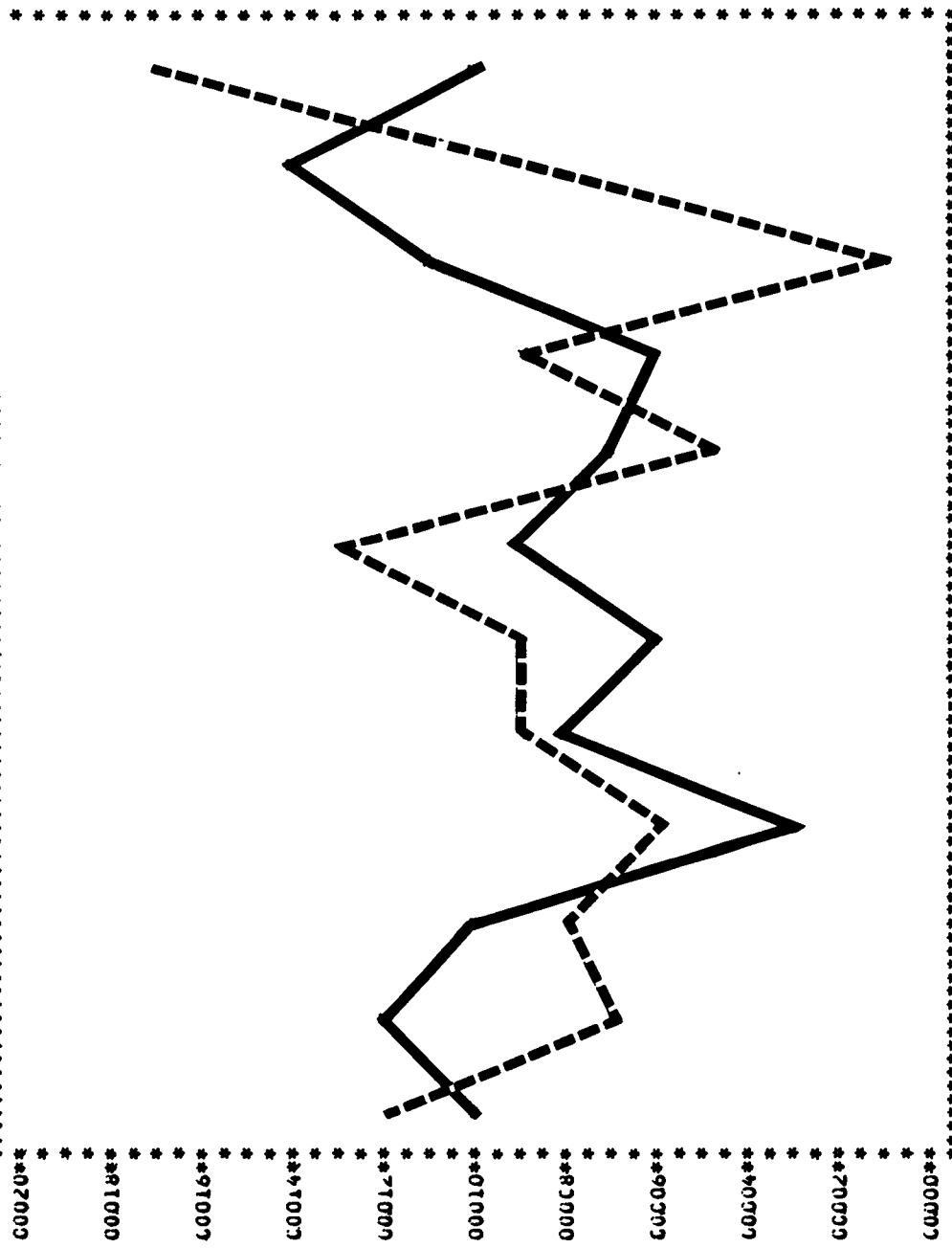
# MURDER

January - December, 1974-1973

```

*****
* N U M B E R   O F   O F F E N S E S   B Y   M O N T H
*****
* JAN * FEB * MAR * APR * MAY * JUN * JUL * AUG * SEP * OCT * NOV * DEC * TOT * (1,000)*ADULT * JUVE *
* 10 * 12 * 10 * 3 * 8 * 6 * 9 * 7 * 6 * 11 * 14 * 10 * 106 * .06 * 86 * 3 *
* 12 * 7 * 8 * 6 * 9 * 13 * 5 * 5 * 9 * 1 * 9 * 17 * 105 * .06 * 89 * 5 *
* 2- * 5+ * 2+ * 3- * 1- * 3- * 4- * 2+ * 3- * 10+ * 5+ * 7- * 1+ * .00 * 3- * 2- *
* 16.7- * 71.4+ * 25.0+ * 11.1- * 33.3- * 30.8- * 40.0+ * 33.3- * 4000.0+ * 55.6+ * 41.2- * 1.0+ * .0 * 3.4- * 40.0- *
*****
PERIOD 1 1974
PERIOD 2 1973
NUMERICAL CHANGE
PERCENT CHANGE

```



PERIOD 1 1974  
 PERIOD 2 1973

# MURDERS BY TYPE OF WEAPON

January - December, 1974-1973

TYPE OF WEAPON		NUMBER	PERCENT DISTRIB.
GUN	1974	3	2.68
	1973	2	1.82
	PERCENT OF CHANGE	50.00+	
HANDGUN	1974	58	51.79
	1973	44	40.00
	PERCENT OF CHANGE	31.82+	
RIFLE	1974	11	9.82
	1973	11	10.00
	PERCENT OF CHANGE	.00	
SHOTGUN	1974	14	12.50
	1973	17	15.45
	PERCENT OF CHANGE	17.65-	
CUTTING AND STABBING	1974	8	7.14
	1973	11	10.00
	PERCENT OF CHANGE	27.27-	
BLUNT OBJECT	1974	3	2.68
	1973	5	4.55
	PERCENT OF CHANGE	40.00-	
PERSONAL WEAPONS	1974	11	9.82
	1973	13	11.82
	PERCENT OF CHANGE	15.38-	
OTHER	1974	0	.00
	1973	3	2.73
	PERCENT OF CHANGE	.00	
UNKNOWN	1974	0	.00
	1973	1	.91
	PERCENT OF CHANGE	.00	
STRANGULATION	1974	4	3.57
	1973	3	2.73
	PERCENT OF CHANGE	33.33+	
TOTAL	1974	112	100.00
	1973	110	100.00
	PERCENT OF CHANGE	1.82+	



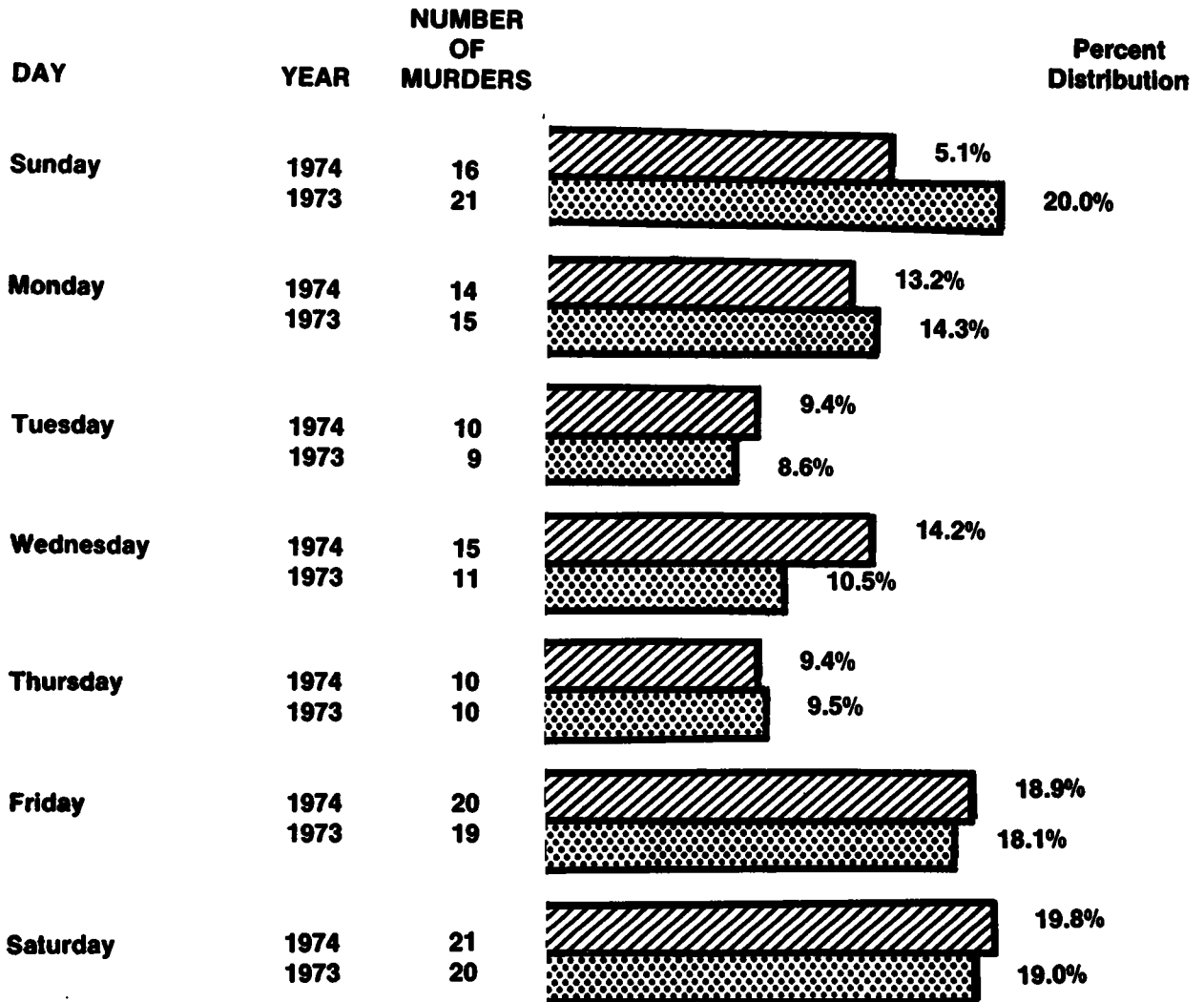
# MURDERS BY CIRCUMSTANCE

January - December, 1974-1973

CIRCUMSTANCE		NUMBER	PERCENT DISTRIB
SPOUSE KILLS SPOUSE	1974	10	8.93
	1973	18	16.36
	PERCENT OF CHANGE	44.44-	
PARENTS KILL CHILD	1974	4	3.57
	1973	3	2.73
	PERCENT OF CHANGE	33.33+	
CHILD KILLS PARENT	1974	2	1.79
	1973	4	3.64
	PERCENT OF CHANGE	50.00-	
OTHER FAMILY SITUATION	1974	12	10.71
	1973	11	10.00
	PERCENT OF CHANGE	9.09+	
LOVERS TRIANGLE	1974	4	3.57
	1973	11	10.00
	PERCENT OF CHANGE	63.64-	
DRUNKEN	1974	16	14.29
	1973	13	11.82
	PERCENT OF CHANGE	23.08+	
MONEY	1974	2	1.79
	1973	0	.00
	PERCENT OF CHANGE	.00	
REVENGE	1974	1	.89
	1973	0	.00
	PERCENT OF CHANGE	.00	
INSTITUTIONAL KILLING	1974	1	.89
	1973	3	2.73
	PERCENT OF CHANGE	66.67-	
OTHER ARGUMENTS	1974	27	24.11
	1973	23	20.91
	PERCENT OF CHANGE	17.39+	
SEX MOTIVE	1974	1	.89
	1973	2	1.82
	PERCENT OF CHANGE	50.00-	
KILLED BY FELON	1974	10	8.93
	1973	6	5.45
	PERCENT OF CHANGE	66.67+	
FOUND MURDERED	1974	17	15.18
	1973	11	10.00
	PERCENT OF CHANGE	54.55+	
FELON KILLED BY CITIZEN	1974	3	2.68
	1973	3	2.73
	PERCENT OF CHANGE	.00	
FELON KILLED BY POLICE	1974	2	1.79
	1973	2	1.82
	PERCENT OF CHANGE	.00	
TOTAL	1974	112	100.00
	1973	110	100.00
	PERCENT OF CHANGE	1.82+	

# MURDERS BY DAY OF WEEK

January - December, 1974-1973



# MURDER VICTIMS

## Age, Sex and Race

January - December, 1974-1973

	AGE	NUMBER	PERCENT DISTRIB	SEX		RACE						
				MALE	FEMALE	WHITE	NEGRO	INDIAN	CHINESE	JAPANESE	ALL OTHER	
1974	1-4	2	1.79	2		2						
1973		1	.91		1	1						
PERCENT CHANGE		100.00+				100.00+						
1974	5-9	0	.00									
1973		1	.91		1	1						
PERCENT CHANGE												
1974	10-14	0	.00									
1973		0	.00									
PERCENT CHANGE												
1974	15-19	8	7.14	4	4	6		2				
1973		14	12.73	10	4	12		2				
PERCENT CHANGE		42.00-		60.00-		50.00-						
1974	20-24	14	12.50	14		10		4				
1973		15	13.64	9	6	9		6				
PERCENT CHANGE		6.67-		55.56+		11.11+		33.33-				
1974	25-29	11	9.82	10	1	7		4				
1973		10	9.09	9	1	9		1				
PERCENT CHANGE		10.00+		11.11+		22.22-		300.00+				
1974	30-34	11	9.82	11		10		1				
1973		6	7.27	6		6						
PERCENT CHANGE		37.50+		37.50+		25.00+						
1974	35-39	11	9.82	8	3	11						
1973		14	10.91	6	8	8		4				
PERCENT CHANGE		8.33-		33.33+		37.50+						
1974	40-44	12	10.71	7	5	9		3				
1973		15	13.64	8	7	13		2				
PERCENT CHANGE		20.00-		12.50-		30.77-		50.00+				
1974	45-49	8	7.14	6	2	6						
1973		3	2.73	3		3						
PERCENT CHANGE		166.67+		100.00+		166.67+						
1974	50-54	10	8.93	8	2	8		2				
1973		14	12.73	9	5	9		5				
PERCENT CHANGE		28.57-		11.11-		11.11-		60.00-				
1974	55-59	5	4.46	4	1	5						
1973		6	5.45	6		2		3		1		
PERCENT CHANGE		16.67-		33.33-		150.00+						
1974	60-64	9	8.04	7	2	8		1				
1973		2	1.82	2		2						
PERCENT CHANGE		350.00+		250.00+		300.00+						
1974	65-69	3	2.68	3		3						
1973		4	3.64	3	1	3		1				
PERCENT CHANGE		25.00-										
1974	70-74	1	.89	1		1						
1973		1	.91	1				1				
PERCENT CHANGE												
1974	75 AND OVER	7	6.25	5	2	6		1				
1973		4	3.64	2	2	3		1				
PERCENT CHANGE		75.00+		150.00+		100.00+						
1974	TOTAL	112	100.00	90	22	94		18				
1973		110	100.00	76	34	83		26		1		
PERCENT CHANGE		1.82+		18.42+		13.25+		30.77-				
PERCENT	1974			80.36		19.64		83.93		16.07		
	1973			69.09		30.91		75.45		23.64		.91

# **FORCIBLE RAPE**

Forcible Rape is the carnal knowledge of a female forcibly and against her will. For the purpose of Uniform Crime Reporting, rape is divided into two categories: (1) Rape by Force; and (2) Attempted Rape. Carnal abuse without force (statutory rape) and other sex offenses are not included.

Forcible Rape differs from other violent crimes in that the victim, in many cases, is hesitant in reporting the offense to police. The rigors of court procedure, embarrassment and fear of any accompanying stigma have a deterrent effect on the victims willingness to make the crime known to police. The presence of a prior relationship between victim and perpetrator makes the determination of the act of force difficult to establish, and the usual clandestine nature of the offense presents a problem in verification.

## **FORCIBLE RAPE ANALYSIS**

**1974 - 1973**

### **VOLUME**

During 1974, a total of 175 Forcible Rapes were reported to law enforcement agencies throughout the State. Numerically, the volume increased by 12 offenses over 1973 and an increase of 29 over 1972.

As in prior years, Forcible Rape continues to comprise less than one percent of the Crime Index Total. It makes up 7.2 percent of the volume of Crimes of Violence.

In 1974, more Rapes were reported during the month of July than in any other month. During 1973, both March and July were high months.

### **TREND**

The volume of Forcible Rape offenses in 1974 increased 7.4 percent over 1973 and 19.9 percent over 1972.

### **FORCIBLE RAPE RATES**

A Crime Rate, in its proper perspective, is a Victim Risk Rate since it equates the number of crimes per unit of population. In 1974, 19.0 out of every 100,000 females in this State were reported rape victims.

Since 1972, the Forcible Rape rate has increased 17.3 percent.

In the calendar year 1974, the Forcible Rape rate increased 7.3 percent over 1973.

### **NATURE OF OFFENSES**

During 1974, 68 percent of all Forcible Rape offenses were actual rapes by force while the remainder were attempts or assaults to commit Forcible Rape. During 1973, 65.6 percent were actual Forcible Rapes while 34.3 percent were attempts.

## **CLEARANCES**

Of the total Forcible Rapes reported in 1974 to law enforcement, 73.7 percent were cleared by arrest. This is a 4.4 percent increase over the clearance rate for 1973, and an increase of 14.4 percent over 1972.

Of the total clearances for Forcible Rape, 7.8 percent were by the arrest of persons under the age of 18.

## **PERSONS ARRESTED**

The age grouping of males 16 to 24 years of age constituted the greatest concentration of arrests for Forcible Rape in 1974.

Total arrests for this offense increased less than one percent with the arrest of persons under 18 years of age, up 6.2 percent over 1973.

54.5 percent of the arrests for Forcible Rape during the year were of persons under the age of 25.

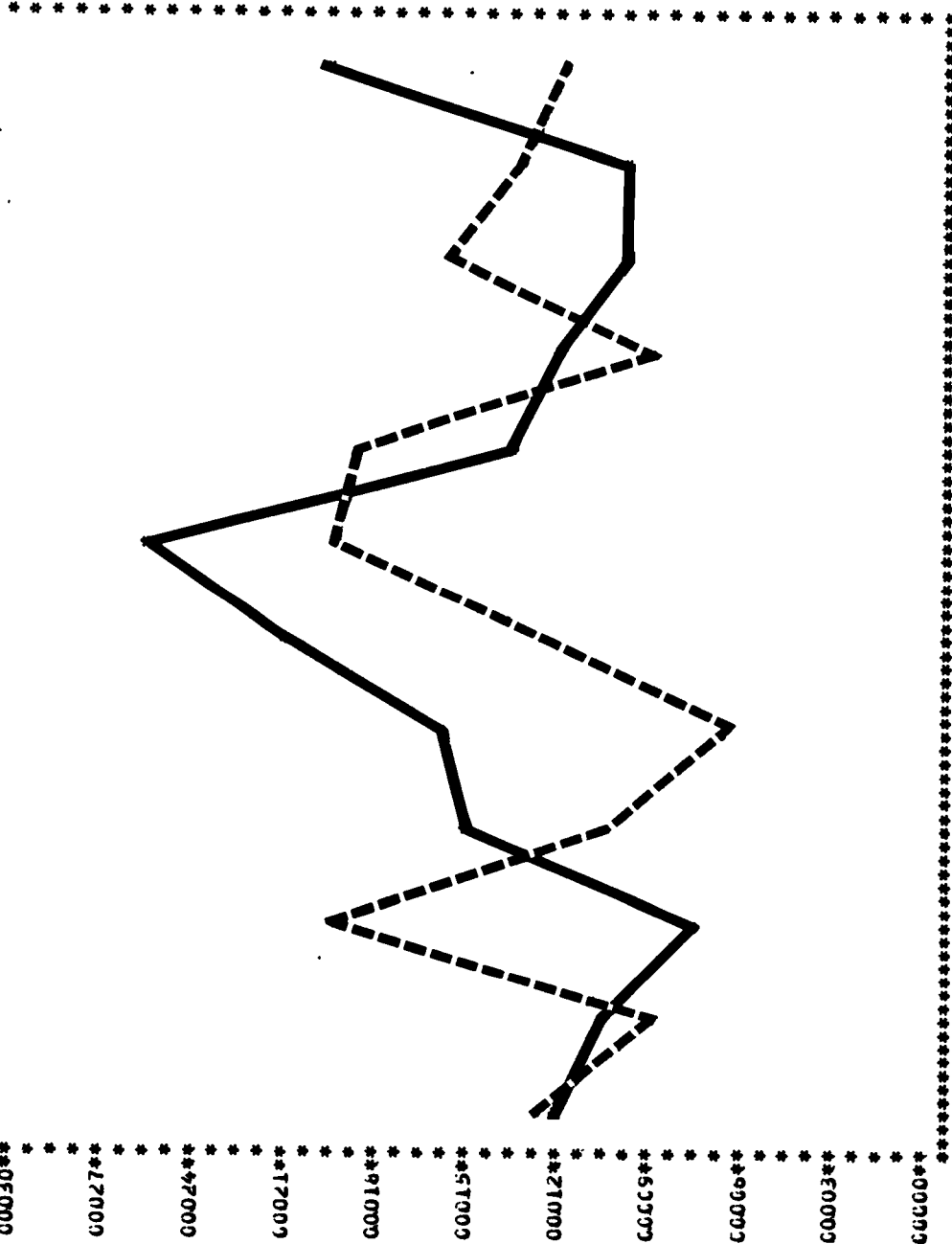
Since 1972, the number of all arrests for Forcible Rape increased 40.2 percent. Figures for the same years indicate that the arrest of persons under 18 years of age has increased 21.4 percent.

In 1974, 77.6 percent of the persons arrested for Forcible Rape were White, and 22.4 percent were Negro.

FORCIBLE RAPE

January - December, 1974-1973


\*\*\*\*\*  
 \* N U M B E R \* U F F E N S E S \* B Y \* M O N T H \*  
 \* J A N \* F E B \* M A R \* A P R \* M A Y \* J U N \* J U L \* A U G \* S E P \* O C T \* N O V \* D E C \*  
 \* 12 \* 11 \* 8 \* 15 \* 16 \* 21 \* 26 \* 14 \* 12 \* 10 \* 10 \* 20 \* 179 \* -10 \* 119 \* 10 \*  
 \* 13 \* 9 \* 20 \* 11 \* 7 \* 13 \* 20 \* 14 \* 4 \* 16 \* 14 \* 12 \* 163 \* .09 \* 107 \* 8 \*  
 \* 1- \* 2- \* 12- \* 4- \* 4- \* 8- \* 6- \* 5- \* 3- \* 6- \* 4- \* 8- \* 7- \* 12- \* .01 \* 12 \* 2 \*  
 \* 7.7- \* 44.2- \* 60.0- \* 56.4- \* 128.6- \* 61.5- \* 30.0- \* 20.3- \* 31.5- \* 28.6- \* 66.7- \* 7.4- \* 11.1- \* 11.2- \* 25.0- \*  
 \*\*\*\*\*  
 \* C R I M E \* O F F \* C L E A R E D \*  
 \* R A T E \*  
 \* T O T \* (1,000) \* A D U L T \* J U V E \*  
 \*\*\*\*\*




PERIOD 1 1974  
 PERIOD 2 1973

# FORCIBLE RAPE

January - December, 1974-1973



## PERCENT DISTRIBUTION OF ARRESTS BY AGE GROUPS



# ROBBERY

Robbery is defined as the felonious and forcible taking of the property of another against his will by violence or by putting him in fear. The element of personal confrontation is always present in this crime. Under the Uniform Crime Reporting Program, all assaults or attempts to rob are included. Robberies are reported in four general categories — gun; knife or cutting instrument; hands, fists, feet, etc.; and other dangerous weapons. As a general rule, robbery differs from larceny in that it is aggravated by the element of force or the threat of force.

Robbery, as a crime of violence, has a serious impact on the victim. In many instances, serious injury results. Oftentime, along with physical injury or without, the victim suffers mental disturbance. Such damage is immeasurable. This is emphasized when the attempt to rob results in the death of the victim. Of course, in this case, the robbery would not be scored since the more serious offense, murder, would be reported and the robbery would serve as the motive. The placing of a dollar value, however, on the damage resulting from this type of offense is an attempt to measure that which is immeasurable.

## ROBBERY ANALYSIS

1974 - 1973

### VOLUME

There was a total of 623 actual Robbery offenses reported in West Virginia in 1974.

The volume of Robberies increased by 133 offenses over 1973.

This offense makes up 2.0 percent of the Total Crime Index and comprises 25.7 percent of the Crimes of Violence.

In 1974, these offenses occurred most frequently during the month of December.

### TREND

When the total Robbery offenses occurring in 1974 is compared with the 1973 total, a 27.1 percent increase is noted.

Since 1972, Robbery has increased 12.1 percent.

### ROBBERY RATE

The 1974 Robbery rate of 34.7 per 100,000 inhabitants was 26.2 percent above the 1973 rate of 27.5 Robberies for each 100,000 inhabitants.

### NATURE OF ROBBERY

Armed perpetrators were responsible for 45.4 percent of the Robbery offenses during 1974, while 54.6 percent were muggings or other violent confrontations (strong armed) where personal weapons were used by the offender.



Armed Robberies increased 17.9 percent over 1973 and 6.0 percent over 1972. Strong-Armed Robberies increased 36.0 percent over 1973 and 17.6 percent since 1972.

Analysis of Armed Robbery by types of weapon during 1974 indicates that the use of firearms was predominate, accounting for 73.1 percent of all Armed Robberies. Knives or cutting instruments made up 16.3 percent of the total Armed Robberies, while other dangerous weapons accounted for 10.6 percent.

During 1974, 46.9 percent of all Robberies were committed in the street. The number of offenses in this category increased 53.7 percent over 1973. Robberies of commercial houses increased 37.1 percent; service station holdups decreased 20.0 percent; chain store robberies increased 75.0 percent; robberies of residences increased 24.1 percent, while bank robberies increased 150.0 percent. The miscellaneous category which made up 11.9 percent of the total robberies committed decreased 27.5 percent.

Bank Robberies accounted for the highest average value loss, increasing from \$2,540 in 1973 to \$12,080 in 1974.

During 1974, the average value loss in each Robbery incident was \$428 for a total loss of \$266,603.

### **CLEARANCES**

In 1974 law enforcement agencies were successful in clearing 32.6 percent of all Robbery offenses, as compared to 31.8 percent cleared in 1973 and 31.7 percent in 1972.

78.3 percent of the Robberies cleared involved adults. Arrests of persons under 18 years of age are figured in the clearance of 19.8 percent of the Armed Robberies and 23.7 percent of the Strong-Arm type.

### **PERSONS ARRESTED**

Statewide, arrests for Robbery increased 25.4 percent in 1974 when compared to 1973.

Examination of arrest data discloses that 69.6 percent arrested for Robbery were under 25 years of age and 49.7 percent were under 21 years of age.

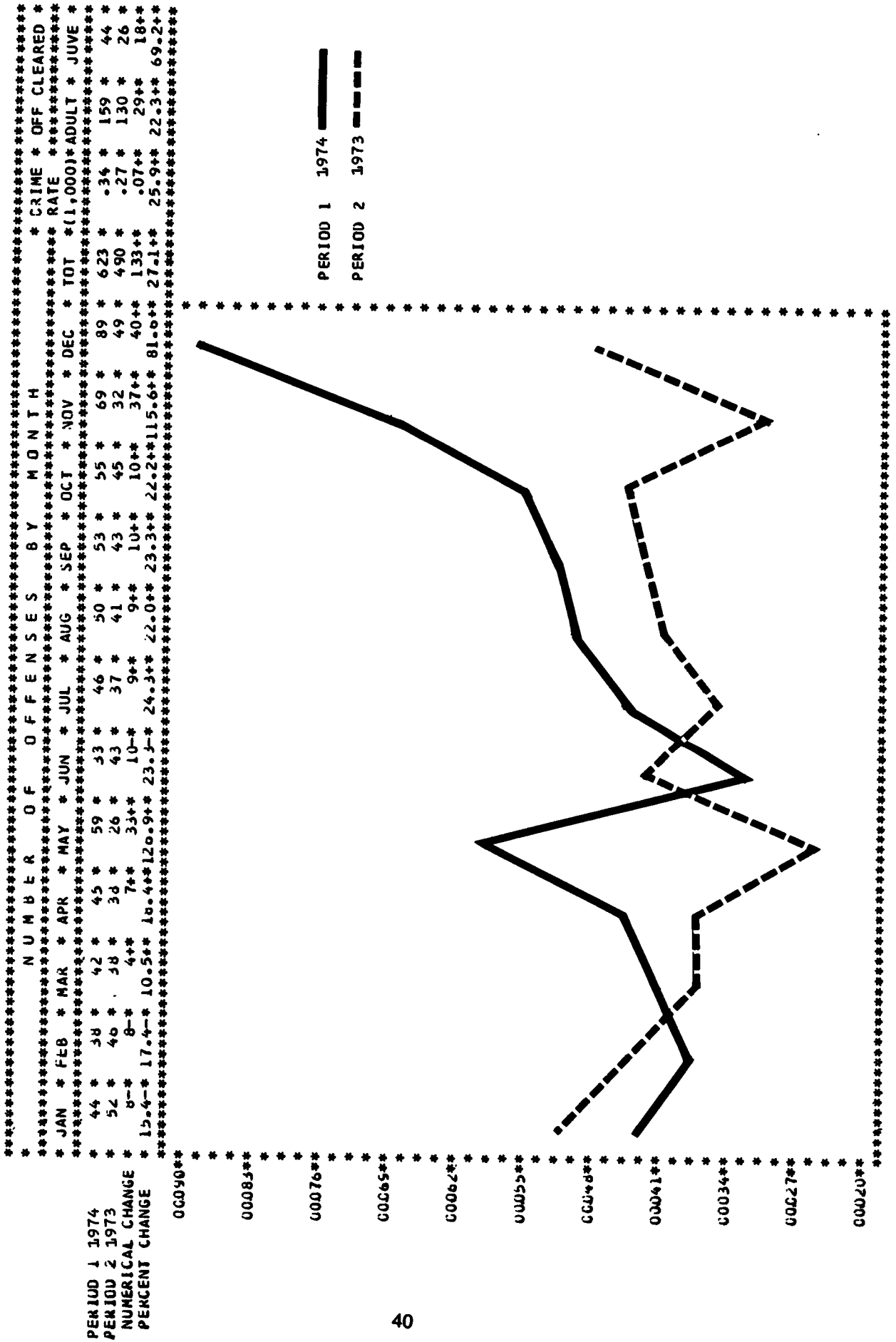
Of all persons arrested for Robbery, 20.3 percent were under the age of 18. Robbery arrests for this young age group recorded a 55.0 percent increase in 1974 over 1973.

94.4 percent of all persons arrested for Robbery were male.

From a standpoint of race, 80.1 percent of those arrested were White, and the remaining 19.9 percent were Negro.

# ROBBERY

January - December, 1974-1973



# ROBBERY

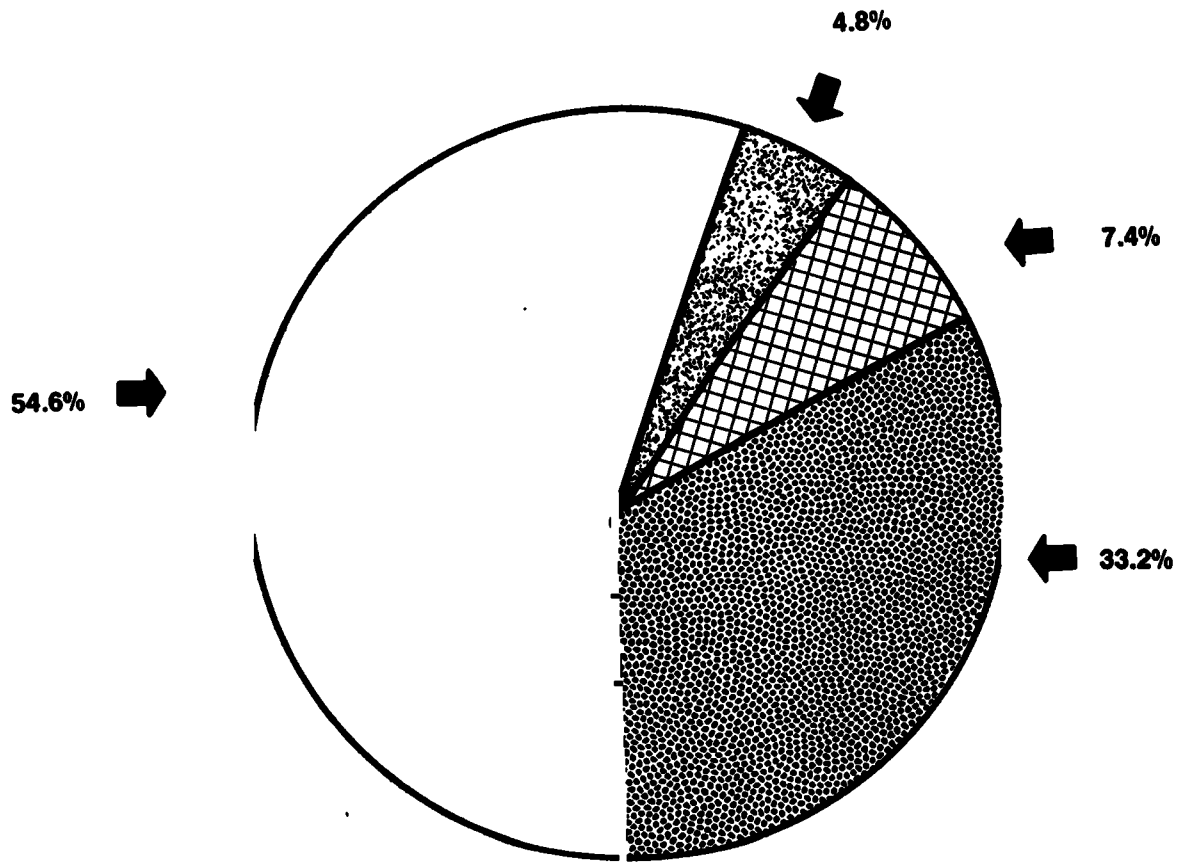
## VALUE OF PROPERTY STOLEN

January - December, 1974-1973





CLASSIFICATION	NUMBER OF OFFENSES	PERCENT OF DISTRIBUTION	TOTAL VALUES (DOLLARS)	AVERAGE VALUES (DOLLARS)
HIGHWAY	1974	46.87	\$52,206	\$179
	1973	38.78	\$35,285	\$186
PERCENT OF CHANGE	53.88+	20.80+	47.96+	3.76-
COMMERCIAL HOUSE	1974	13.64	\$32,142	\$378
	1973	12.85	\$65,404	\$1,055
PERCENT OF CHANGE	37.10+	7.83+	50.86-	64.17-
SERVICE STATION	1974	5.14	\$11,531	\$360
	1973	6.16	\$6,222	\$155
PERCENT OF CHANGE	20.00-	37.01-	85.33+	130.77+
CHAIN STORE	1974	10.11	\$11,745	\$1,139
	1973	7.35	\$3,438	\$1,762
PERCENT OF CHANGE	75.00+	37.55+	13.09+	35.36-
RESIDENCE	1974	11.56	\$20,704	\$288
	1973	11.84	\$41,997	\$724
PERCENT OF CHANGE	24.14+	2.36-	50.70-	60.22-
BANK	1974	.80	\$60,400	\$12,080
	1973	.41	\$5,080	\$2,540
PERCENT OF CHANGE	150.00+	95.12+	88.98+	375.59+
MISCELLANEOUS	1974	11.88	\$17,875	\$242
	1973	20.82	\$28,528	\$280
PERCENT OF CHANGE	27.45-	42.94-	37.34-	13.57-
TOTAL	1974	100.00	\$266,603	\$428
	1973	100.00	\$245,954	\$502
PERCENT OF CHANGE	27.14+		8.40+	14.74-

# ROBBERY

January - December, 1974-1973



## Number of Robberies

207		Gun
46		Knife or Cutting Instrument
30		Other Dangerous Weapon
340		Strong Armed - Hands, Fists, Feet, Etc.

**623 TOTAL ROBBERIES**

# FELONIOUS ASSAULT

Felonious Assault, as defined under the West Virginia Uniform Crime Reporting Program, is an attempt or offer with unlawful force or violence, to do serious physical injury to another. Attempts are included since it is not necessary that any injury result when a gun, knife, or other weapon is used which would result in serious personal injury if the crime were successfully completed.

The use or attempted use of a dangerous weapon in an assault or the serious injury inflicted by hands, fists, or feet separates this index offense from those assaults categorized as "simple" and not felonious in nature.

The victim of an actual assault of this type may suffer serious injury or permanent disability and all assaults to kill and attempts to kill are recorded in this area. As with murder, the use of weapons to inflict these serious injuries make this offense a subject for analysis.

## FELONIOUS ASSAULT ANALYSIS

1974 - 1973

### VOLUME

In the calendar year of 1974, a total of 1,516 Felonious Assaults were reported to the law enforcement agencies of West Virginia.

This is an 8.7 percent increase, or 121 additional offenses over 1973.

This crime against the person made up 4.9 percent of the Crime Index offenses in 1974 and comprised 62.6 percent of the Crimes of Violence.

### TREND

In 1974, the volume of Felonious Assault offenses increased 8.7 percent over 1973 and 2.2 percent over 1972.

### FELONIOUS ASSAULT RATE

For each 100,000 persons in West Virginia during 1974, there were 84.5 victims of Felonious Assault.

The victim rate for the State for Felonious Assault increased 7.9 percent over 1973 and decreased 0.2 percent since 1972.

### NATURE OF FELONIOUS ASSAULT

In 1974, 15.3 percent of the serious assaults were committed with the use of a firearm. A knife or other cutting instrument was used in 10.7 percent of the assaults, and 15.3 percent were committed with blunt objects or other dangerous weapons. The remaining assaults were committed with personal weapons such as hands, fists, and feet.

A comparison of the weapons used to commit assaults from 1972 to 1974 indicates that assaults with firearms have decreased 9.0 percent; assaults with a knife or other cutting instrument have decreased 30.8 percent; assaults where blunt objects or other dangerous weapons are used increased 8.4 percent, and those assaults through the use of personal weapons have risen 14.0 percent.

### **CLEARANCES**

Law enforcement agencies were successful in solving 82.2 of each 100 cases of Felonious Assault.

This clearance rate increased from 79.7 per 100 cases cleared in 1973 and decreased from 84.8 per 100 cases cleared in 1972.

Persons under 18 years of age were identified in 11.1 percent of the 1974 clearances.

### **PERSONS ARRESTED**

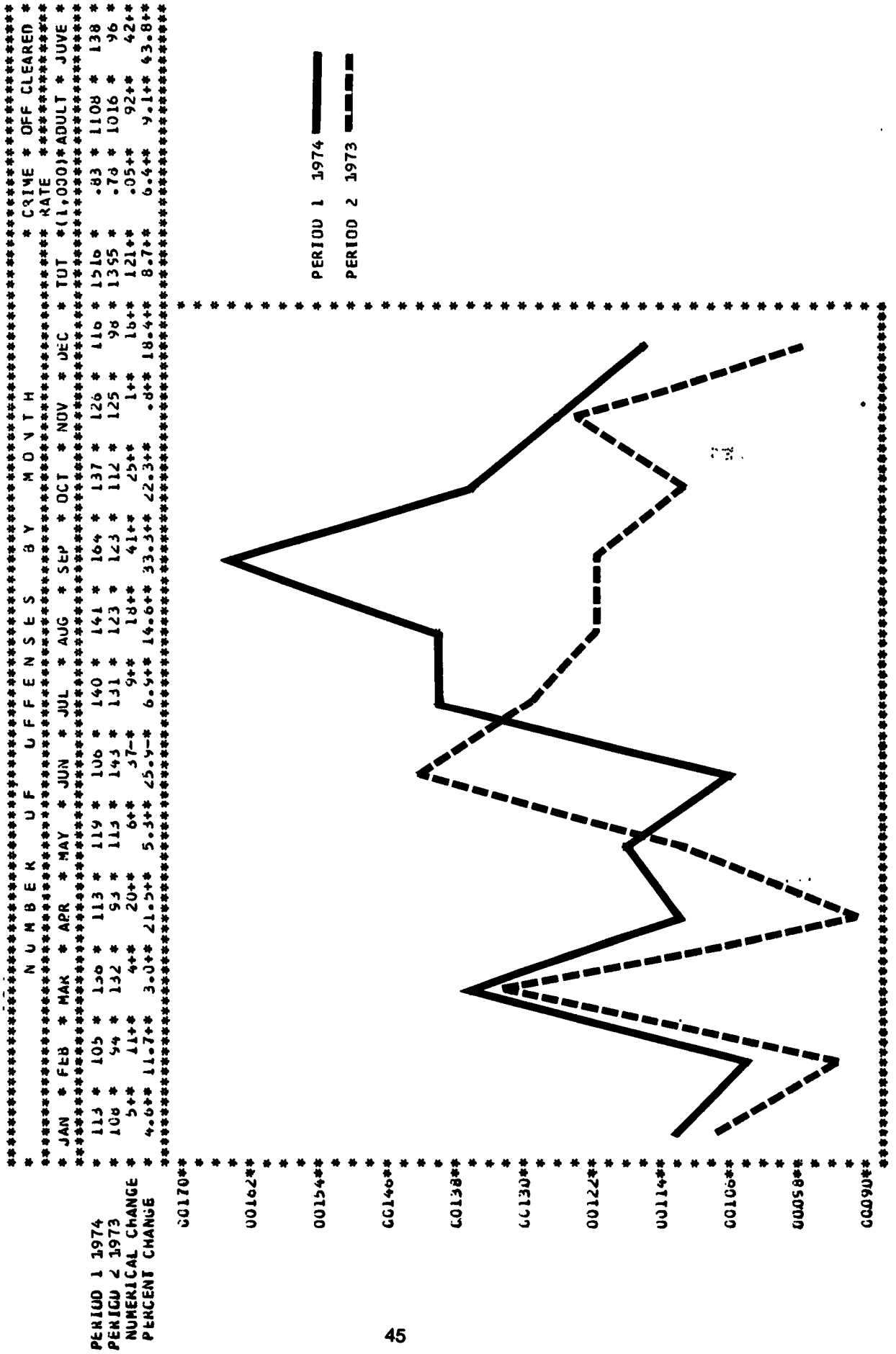
Arrests for Felonious Assaults have increased 19.9 percent over 1973 and 12.6 percent since 1972.

Since 1972, arrests of persons 18 years of age and over for Felonious Assault have increased 18.9 percent and arrests of persons under 18 years of age have decreased 23.0 percent.

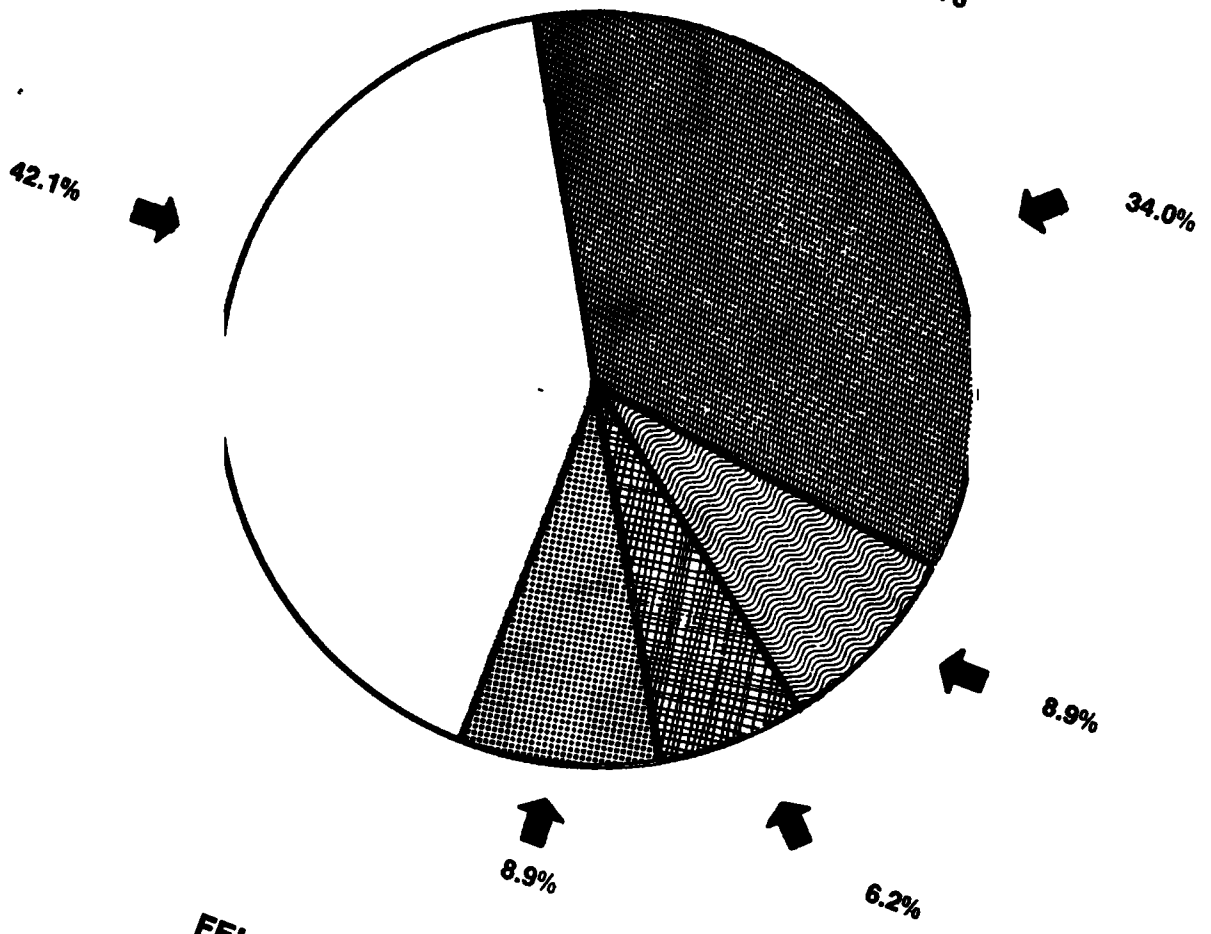
84.5 percent of all persons arrested for Felonious Assault were White and 15.5 percent were Negro.

# FELONIOUS ASSAULT

January - December, 1974-1973



**FELONIOUS ASSAULTS**  
January - December, 1974-1973



Number of Assaults	FELONIOUS ASSAULTS — WEAPON USED
232	Gun
162	Knife or Cutting Instrument
232	Other Dangerous Weapon
890	Hands, Fists, Feet, Etc. — Aggravated
1,101	Other Assaults — Not Aggravated
<b>2,617</b>	<b>TOTAL ASSAULTS</b>



# **BREAKING AND ENTERING**

Under this Program, Breaking and Entering is defined as an unlawful entry or attempted forcible entry of any structure to commit a felony or larceny.

Data collection for this offense is further categorized as to forcible entries, unlawful entries where no force is used, and attempted forcible entries.

As with other nonviolent crimes, the motive of personal gain coupled with the element of opportunity, results in the commission of this offense by both the amateur and the professional perpetrator. Only the absence of confrontation and the use of force separate this crime from Robbery of the violent crime group. However, detection during commission many times results in a confrontation of the victim by the perpetrator demonstrating why this offense is considered the most serious of the nonviolent crime group.

The volume of this offense presents the police with a serious enforcement problem made more difficult in many areas by the lack of sufficient personnel to act as a deterrent and to provide successful solutions to these crimes.

## **BREAKING AND ENTERING ANALYSIS**

**1974 - 1973**

### **VOLUME**

During 1974, a total of 9,658 Breaking and Enterings were reported to law enforcement agencies in West Virginia.

This is an increase of 2,340 offenses over 1973.

Of the Crime Index Offenses, Breaking and Entering makes up 31.1 percent of the total. When viewed as a segment of property crime, Breaking and Entering is found to comprise 33.7 percent of the total.

Viewed monthly, Breaking and Entering occurred most frequently during December.

### **TREND**

Breaking and Enterings have increased 32.0 percent over 1973 and 34.3 percent since 1972.

### **BREAKING AND ENTERING RATE**

The Breaking and Entering rate in 1974 was 538.3 per 100,000 inhabitants. During the period of 1972-1974, this rate increased 31.2 percent.

The Breaking and Entering rate increased 31.0 percent when compared with 1973.

### **NATURE OF BREAKING AND ENTERING**

In 1974, 79.1 percent of the Breaking and Enterings involved forcible entry, 15.5 percent were unlawful entry (without force) and 5.4 percent were recorded as attempted forcible entry.

Residential Breaking and Enterings increased from 48.8 percent of the total Breaking and Enterings in 1973 to 49.4 percent in 1974.

Nonresidential Breaking and Enterings decreased from 51.2 percent in 1973 to 50.6 in 1974.

Viewed as a group, Nighttime Breaking and Entering represents 63.5 percent of all Breaking and Enterings.

Victims suffered a loss of \$3,212,404 in 1974 through the offense of Breaking and Entering; this is an increase of \$1,038,473 from the 1973 loss. During 1974, residential losses amounted to \$1,431,064. The 1974 nonresidential loss was recorded at \$1,781,340.

In 1974, the average dollar loss per Breaking and Entering was \$333.

## **CLEARANCES**

In 1974, law enforcement was successful in clearing 19.1 percent of the total Breaking and Entering offenses. The 1973 clearance rate was 20.1 percent and 21.7 percent in 1972.

Adults were involved in 59.7 percent of all cases cleared while persons under the age of 18 were involved in 40.3 percent.

## **PERSONS ARRESTED**

In 1974, total arrests for Breaking and Entering increased 19.7 percent.

Arrests of persons under the age of 18 increased 14.2 percent while arrests of persons 18 years of age and over increased 25.7 percent.

In analyzing the 1972-1974 period, a 21.8 percent increase is seen. Arrest of individuals under 18 increased 13.0 percent, while the arrest of adult Breaking and Entering offenders increased 31.9 percent.

State-wide, persons under 25 accounted for 85.6 percent of all arrests for Breaking and Entering in 1974. Persons under 18 accounted for 49.6 percent of the arrests for this offense.

Males accounted for 96.0 percent of all Breaking and Entering arrests.

91.1 percent of all persons arrested for Breaking and Entering were White, 8.8 percent were Negro and less than 1.0 percent were of other races.

# BREAKING AND ENTERING

January - December, 1974-1973

```


*****
* N U M B E R   O F   O F F E N S E S   B Y   M O N T H
*****
* JAN * FEB * MAR * APR * MAY * JUN * JUL * AUG * SEP * OCT * NOV * DEC * TOT * (1,000)*ADULT * JUVE *
* 746 * 664 * 732 * 754 * 759 * 745 * 795 * 870 * 906 * 774 * 841 * 1072 * 9658 * 5.31 * 1103 * 744 *
* 646 * 584 * 641 * 553 * 563 * 550 * 634 * 672 * 563 * 567 * 610 * 735 * 7318 * 4.10 * 845 * 623 *
* 100 * 80 * 91 * 201 * 196 * 195 * 191 * 198 * 343 * 207 * 231 * 337 * 2340 * 1.21 * 258 * 121 *
* 15.5 * 13.7 * 14.2 * 36.3 * 34.8 * 35.5 * 25.4 * 29.5 * 60.9 * 36.5 * 37.9 * 45.9 * 32.0 * 29.5 * 30.5 * 19.4 *
*****

```

```

*****
* PERIOD 1 1974
* PERIOD 2 1973
*****

```



```

*****
* PERIOD 1 1974
* PERIOD 2 1973
* NUMERICAL CHANGE
* PERCENT CHANGE
*****
01080**
*
*
* 01027**
*
*
* 60974**
*
*
* 00921**
*
*
* 60608**
*
*
* 60815**
*
*
* 60762**
*
*
* 60709**
*
*
* 60650**
*
*
* 60603**
*
*
* 60550**
*****

```

# BREAKING AND ENTERING

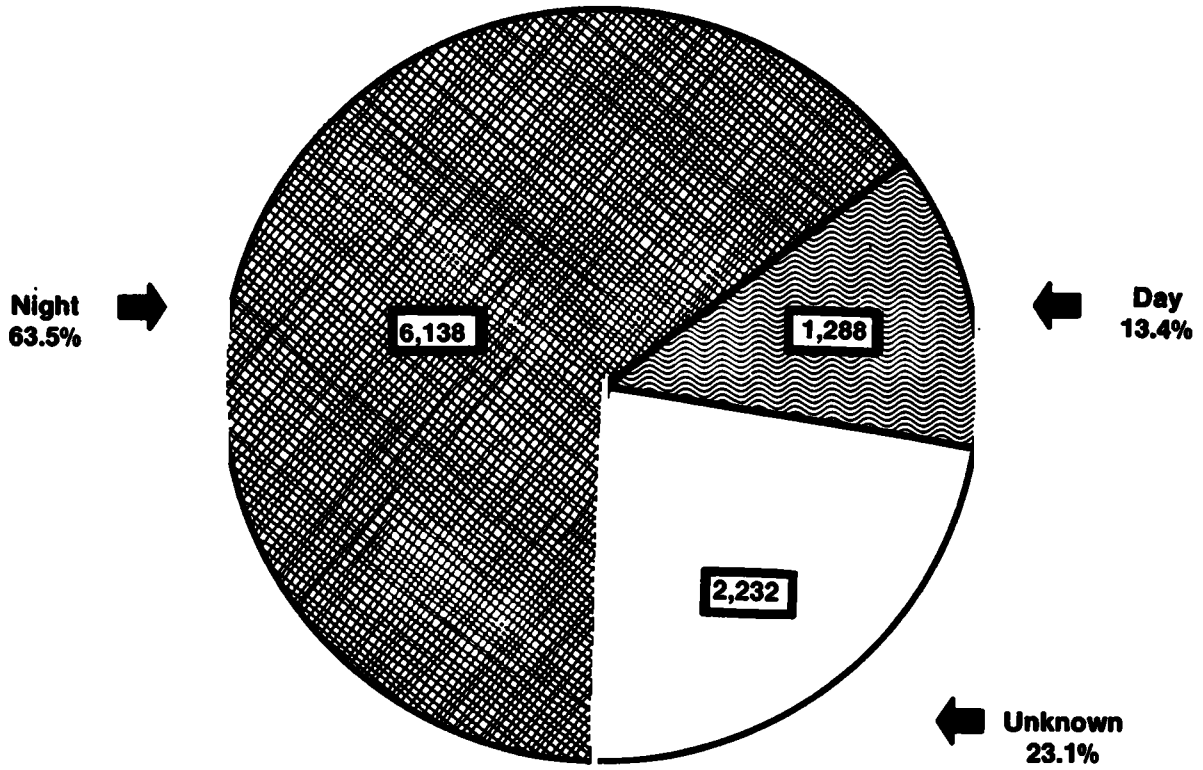
## VALUE OF PROPERTY STOLEN

January - December, 1974-1973

CLASSIFICATION	PERCENT OF CHANGE	NUMBER OF OFFENSES	PERCENT OF DISTRIBUTION	TOTAL VALUES (DOLLARS)	AVERAGE VALUES (DOLLARS)
RESIDENCE					
	PERCENT OF CHANGE	4,771	49.40	\$1,431,064	\$300
		3,571	48.80	\$998,333	\$280
		33.60+	1.23+	43.35+	7.14+
NIGHT					
	PERCENT OF CHANGE	2,313	23.95	\$696,644	\$301
		1,738	23.75	\$491,003	\$283
		33.08+	.84+	41.88+	6.36+
DAY					
	PERCENT OF CHANGE	1,077	11.15	\$282,811	\$263
		820	11.21	\$158,347	\$193
		31.34+	.54-	78.60+	36.27+
UNKNOWN					
	PERCENT OF CHANGE	1,361	14.30	\$451,609	\$327
		1,013	13.84	\$348,983	\$345
		36.33+	3.32+	29.41+	5.22-
NONRESIDENCE					
	PERCENT OF CHANGE	4,881	50.60	\$1,781,340	\$365
		3,747	51.20	\$1,175,598	\$314
		30.42+	1.17-	51.53+	16.24+
NIGHT					
	PERCENT OF CHANGE	3,825	39.60	\$1,446,615	\$378
		2,923	39.94	\$995,888	\$341
		30.66+	.85-	45.26+	10.85+
DAY					
	PERCENT OF CHANGE	211	2.18	\$69,562	\$330
		161	2.20	\$41,187	\$256
		31.06+	.91-	68.89+	28.91+
UNKNOWN					
	PERCENT OF CHANGE	851	8.81	\$265,163	\$312
		663	9.06	\$138,523	\$209
		28.36+	2.70-	91.42+	49.28+
TOTAL					
	PERCENT OF CHANGE	9,658	100.00	\$3,212,404	\$333
		7,318	100.00	\$2,173,931	\$297
		31.98+		47.77+	12.12+

# BREAKING AND ENTERING

January - December, 1974-1973



# LARCENY — THEFT

Larceny—Theft is the unlawful taking or stealing of articles of value without the use of force, violence, or fraud. It includes crimes such as shoplifting, pocket-picking, purse-snatching, thefts from autos, theft of auto parts and accessories, bicycle thefts, etc. In the UCR Program, this crime category does not include embezzlement, "con" games, forgery, and worthless checks. Motor Vehicle Theft is excluded from this category for crime reporting purposes inasmuch as it is a separate Crime Index Offense.

Larceny offenses cleared by police arrest are dramatically affected by the nature of the crime. As with other Nonviolent Crimes, opportunity and stealth, working in favor of the perpetrator and against police detection, reduce solutions for this offense.

As with other offenses against property, Larceny is primarily a crime of opportunity. Types of Larcenies will differ in volume depending upon the opportunity for theft offered in a given area.

When average value is applied to the reported crimes in this category, the dollar loss to victims was \$171. It is true that a portion of goods stolen was recovered and returned to victims, but the relatively low percentage of crimes cleared by arrest, and the lack of specific identification characteristics on such property indicates these recoveries will not materially reduce the overall loss. In addition, many offenses in this category, particularly where the value of goods stolen is small, never come to police attention.

## LARCENY—THEFT ANALYSIS

1974 - 1973

### VOLUME

In 1974, 16,780 Larceny-Theft offenses were reported to law enforcement agencies, a numerical increase of 2,268 offenses over 1973.

This offense makes up 54.0 percent of the Crime Index Total and 58.5 percent of the Non-Violent Property offenses.

### TREND

Larceny-Theft increased 15.6 percent when compared to 1973.

State-wide, this offense has increased 22.9 percent since 1972.

### LARCENY RATE

During 1974, the Larceny crime rate was 935.3 offenses per 100,000 inhabitants, an increase of 14.8 percent over the 1973 rate.

This rate has increased 20.1 percent since 1972.

## **NATURE OF LARCENY-THEFT**

The average value of property stolen in each Larceny in 1974 was \$171 down from \$210 in 1973 and up from \$144 in 1972.

Reports indicate that victims of Larceny-Theft offenses lost \$2,866,117 in 1974.

With the exception of the "all other" category, Larcenies from buildings recorded the highest loss with \$707,206.

## **CLEARANCES**

During 1974, 22.2 percent of the reported Larceny-Thefts were solved as compared to a clearance rate of 26.6 percent in 1973 and 21.6 percent in 1972.

Involvement of the young age group is demonstrated by the fact that 34.3 percent of the Larceny offenses cleared were by the arrest of persons under 18 years of age.

## **PERSONS ARRESTED**

50.8 percent of the total arrests for Crime Index Offenses were for Larceny.

Arrests for this crime have increased 25.1 percent over 1973 and 29.6 percent since 1972.

40.3 percent of these arrests were of persons under the age of 18. When individuals under 21 are considered, the involvement rose to 62.5 percent.

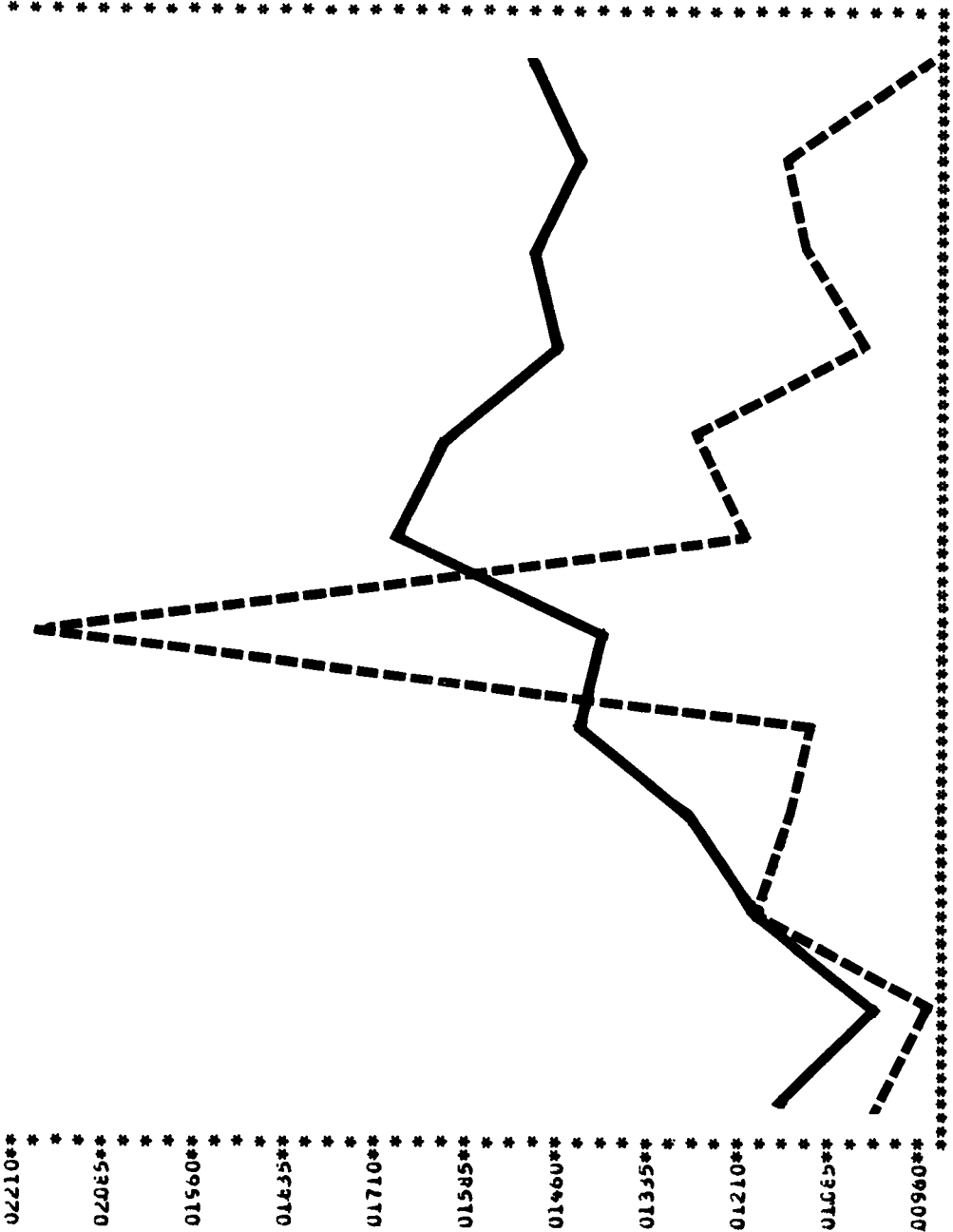
When examined by sex of arrested persons, it was determined that females comprised 26.3 percent of all arrests for Larceny-Theft and had a higher involvement in this offense than for any of the other Index Offenses.

89.0 percent of all persons arrested for Larceny were White and 11.0 percent were Negro.

# LARCENY THEFT

January - December, 1974-1973

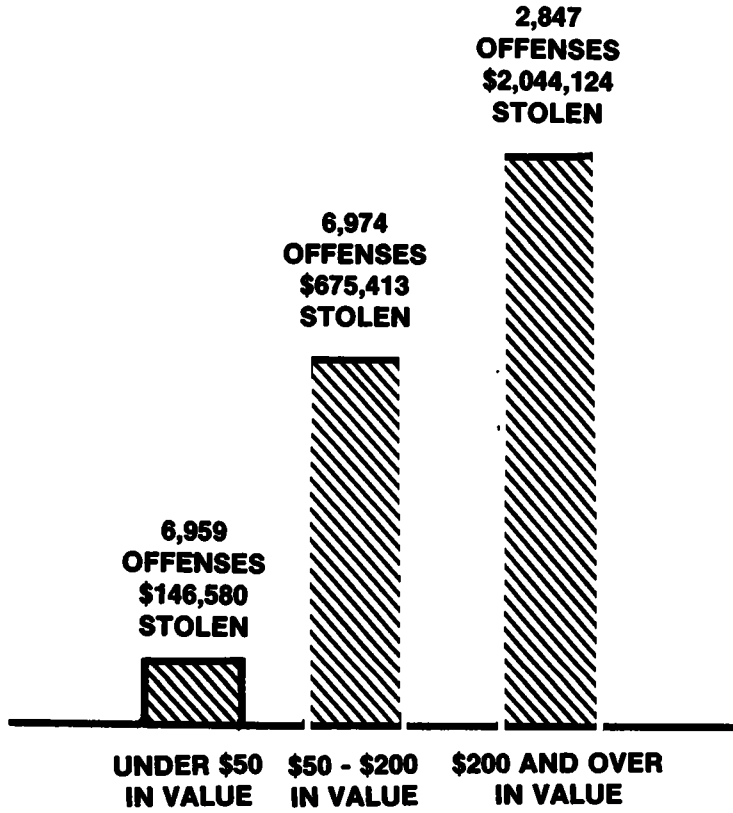
		NUMBER OF OFFENSES BY MONTH												C-TIME	OFF CLEARED		
		JAN	FEB	MAR	APR	MAY	JUN	JUL	AUG	SEP	OCT	NOV	DEC	TOT	*(1,000)*	ADULT	JUVE
PERIOD 1 1974		1175	1027	1192	1281	1455	1401	1000	1045	1483	1495	1449	1497	16780	9.23	2452	1278
PERIOD 2 1973		1031	577	1183	1101	1118	2208	1219	1273	1008	1130	1177	967	14512	8.13	2864	999
NUMERICAL CHANGE		144	450	99	180	287	393	781	776	475	365	272	530	2268	1.10	412	279
PERCENT CHANGE		12.5	44.0	8.4	14.2	19.7	28.0	63.7	74.5	37.5	24.7	18.8	32.3	34.5	13.5	16.9	27.9



PERIOD 1 1974  
 PERIOD 2 1973



# LARCENY—THEFT



# LARCENY—THEFT

## VALUE OF PROPERTY STOLEN

January - December, 1974-1973

CLASSIFICATION	PERCENT OF CHANGE		NUMBER OF OFFENSES	PERCENT OF DISTRIBUTION	TOTAL VALUES (DOLLARS)	AVERAGE VALUES (DOLLARS)
	1974	1973				
POCKET-PICKETING	1974		57	.34	\$20,348	\$357
	1973		50	.34	\$4,426	\$89
	PERCENT OF CHANGE		14.00+		359.74+	301.12+
PURSE-SNATCHING	1974		170	1.01	\$14,356	\$84
	1973		148	1.02	\$9,674	\$65
	PERCENT OF CHANGE		14.86+	.98-	48.40+	29.23+
CARGO THEFTS	1974		52	.31	\$75,280	\$1,448
	1973		0	.00		
	PERCENT OF CHANGE					
SHOPLIFTING	1974		1,595	8.31	\$42,285	\$30
	1973		1,061	7.31	\$20,022	\$19
	PERCENT OF CHANGE		31.46+	13.68+	111.19+	57.89+
FROM AUTOS	1974		3,010	21.51	\$587,058	\$163
	1973		3,120	21.50	\$469,401	\$150
	PERCENT OF CHANGE		15.71+	.05+	25.07+	8.67+
AUTO PARTS AND ACCESSORIES	1974		3,125	18.62	\$269,662	\$86
	1973		2,883	19.87	\$221,595	\$77
	PERCENT OF CHANGE		8.39+	6.29-	21.69+	11.69+
BICYCLES	1974		2,365	14.09	\$200,536	\$85
	1973		1,444	9.95	\$89,347	\$62
	PERCENT OF CHANGE		63.78+	41.61+	124.45+	37.10+
FROM BUILDINGS	1974		2,584	15.40	\$707,206	\$274
	1973		2,041	14.06	\$442,023	\$217
	PERCENT OF CHANGE		26.60+	9.53+	59.59+	26.27+
COIN OPERATED MACHINES	1974		274	1.63	\$17,262	\$63
	1973		229	1.58	\$13,255	\$58
	PERCENT OF CHANGE		19.65+	3.16+	30.23+	8.62+
LIVE STOCK	1974		102	.61	\$28,191	\$276
	1973		0	.00		
	PERCENT OF CHANGE					
ALL OTHER	1974		3,046	18.15	\$903,933	\$297
	1973		3,536	24.37	\$1,780,218	\$503
	PERCENT OF CHANGE		13.86-	25.52-	49.22-	40.95-
TOTAL	1974		16,780	100.00	\$2,866,117	\$171
	1973		14,512	100.00	\$3,049,961	\$210
	PERCENT OF CHANGE		15.63+		6.03-	18.57-

# MOTOR VEHICLE THEFT

In Uniform Crime Reporting, Motor Vehicle Theft includes all thefts of a motor vehicle. This includes all vehicles which can be registered as a motor vehicle in this State. This definition excludes taking a motor vehicle for temporary use, such as a family situation or unauthorized use by others having lawful access to the vehicle, such as chauffeurs, etc.

The crime of Motor Vehicle Theft has been labeled primarily as a crime of opportunity. The youthful offender finds the motor vehicle easily accessible for transportation for any purpose. The remaining thefts are mainly for the purpose of resale, theft of parts, and for use in committing other crimes.

## MOTOR VEHICLE THEFT ANALYSIS

1974 - 1973

### VOLUME

In 1974, 2,229 Motor Vehicles were reported stolen. This is an 18.4 percent increase when compared to the 1,882 motor vehicles reported stolen in 1973.

Monthly analysis indicates that more motor vehicles were stolen during October than in any other month.

### TREND

The number of Motor Vehicle Thefts has increased 16.9 percent since 1972.

### MOTOR VEHICLE THEFT RATE

The Motor Vehicle Theft rate of 124.2 per 100,000 inhabitants is 17.5 percent higher than the rate of 105.7 per 100,000 inhabitants for 1973.

Since 1972, the Motor Vehicle Theft rate has risen 14.1 percent.

### NATURE OF MOTOR VEHICLE THEFT

Automobiles accounted for 75.3 percent of the total number of motor vehicles stolen. Trucks and buses made up 12.2 percent and other motor vehicles comprised 12.5 percent.

The average value of stolen motor vehicles at the time of theft was \$1,719.

68.6 percent of all motor vehicles stolen were recovered.

### CLEARANCES

Law enforcement agencies were successful in solving 27.2 percent of the Motor Vehicle Thefts.

29.0 percent of all Motor Vehicle Thefts cleared were by arrest of persons under 18 years of age

## **PERSONS ARRESTED**

During 1974, 474 persons were arrested for Motor Vehicle Theft, a decrease of 22.8 percent from the 614 arrests reported in 1973.

96.2 percent of all persons arrested for Motor Vehicle Theft were male and 3.8 percent were female.

92.2 percent of all persons arrested were White, 7.6 percent were Negro and less than one percent were of other races.

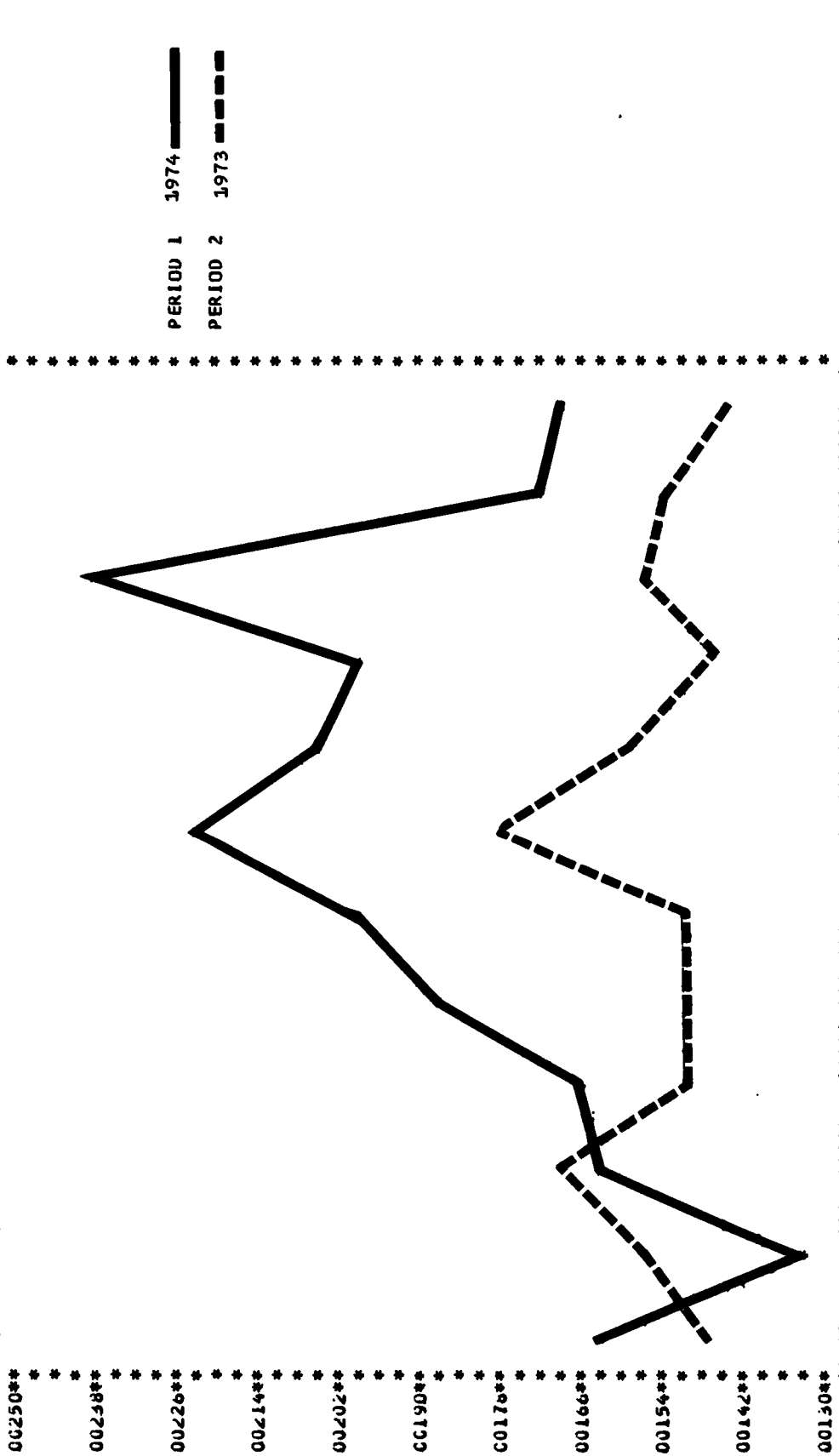
# MOTOR VEHICLE THEFT

January - December, 1974-1973

```

*****
*   N U M B E R   O F   U F F E N S E S   B Y   M O N T H
*   *   *   *   *   *   *   *   *   *   *   *   *   *   *   *   *   *   *   *   *   *   *
*   JAN * FEB * MAR * APR * MAY * JUN * JUL * AUG * SEP * OCT * NOV * DEC * TOT *(1,000)*ADULT * JUVE *
*   165 * 134 * 145 * 168 * 189 * 199 * 223 * 206 * 199 * 240 * 172 * 171 * 2229 * 1.23 * 431 * 176 *
*   150 * 157 * 169 * 152 * 153 * 153 * 178 * 180 * 149 * 159 * 156 * 146 * 1882 * 1.05 * 403 * 186 *
*   13+ * 23- * 4- * 16+ * 36+ * 46+ * 45+ * 46+ * 50+ * 81+ * 16+ * 25+ * 347+ * .18+ * 28+ * 10- *
*   8.7+ * 14.6- * 2.4- * 10.5+ * 23.5+ * 30.1+ * 25.3+ * 28.8+ * 33.6+ * 50.9+ * 10.3+ * 17.1+ * 18.6+ * 17.1+ * 6.9+ * 5.4- *
*****

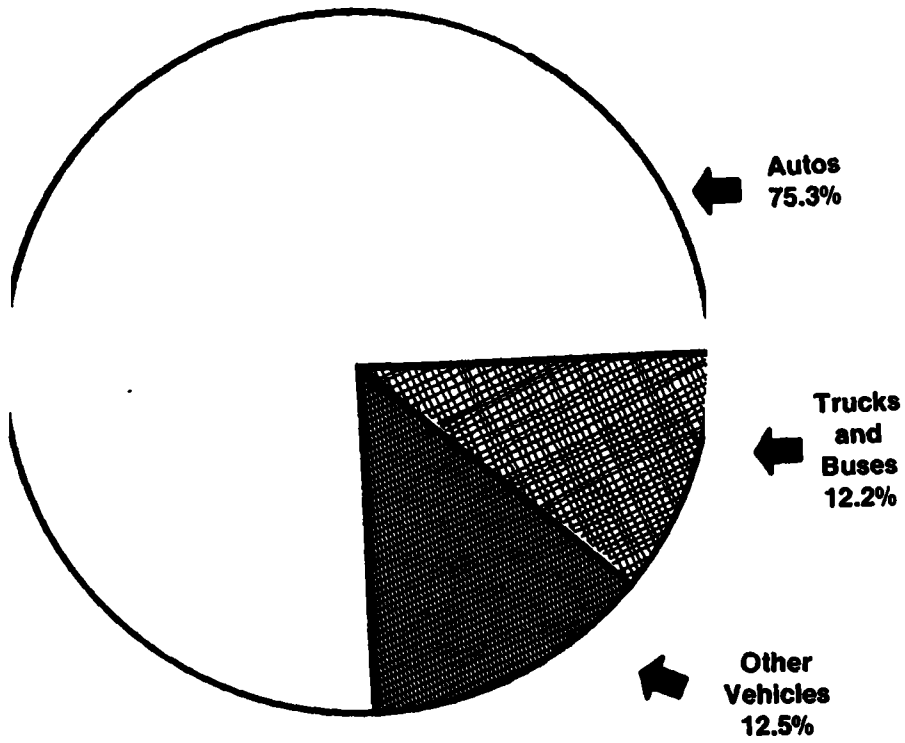
```



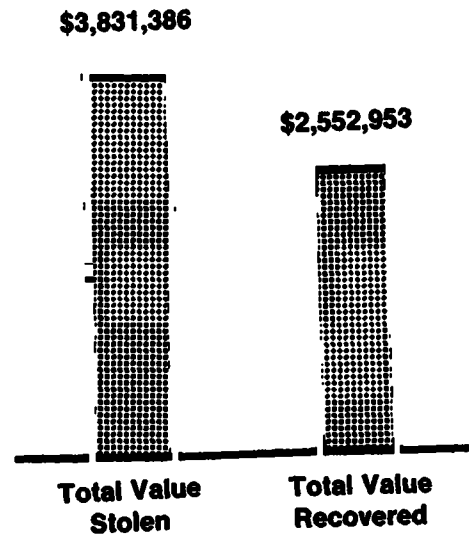
PERIOD 1 1974  
 PERIOD 2 1973

# MOTOR VEHICLES STOLEN AND RECOVERED

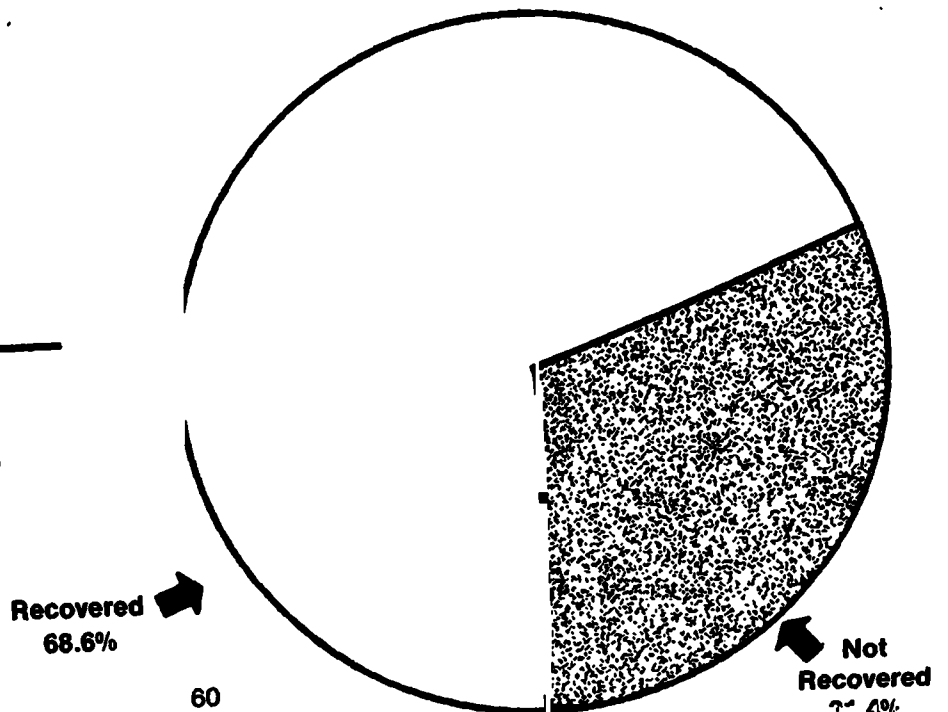
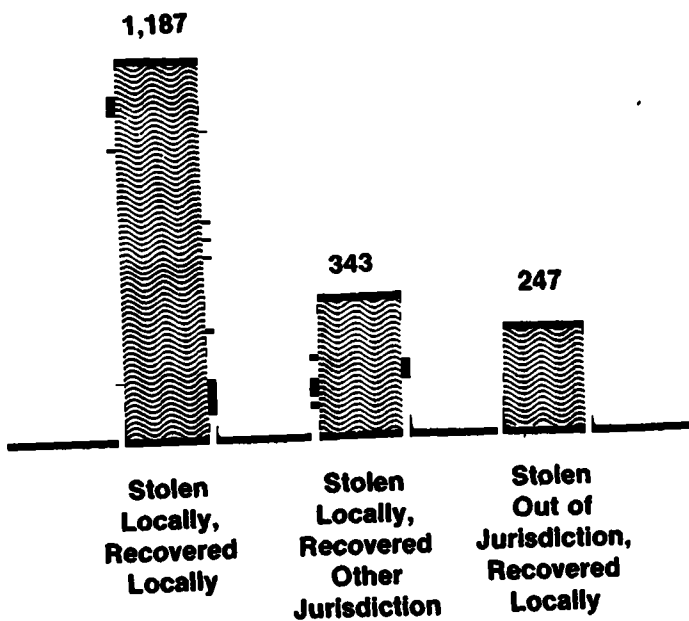
January - December, 1974-1973



## MOTOR VEHICLE THEFT VALUE



## MOTOR VEHICLES RECOVERED



**WEST VIRGINIA ARREST DATA**

## **WEST VIRGINIA ARREST INFORMATION**

The West Virginia Uniform Crime Reporting Program requires the daily and monthly reporting of data concerning persons arrested in the State. A record of total arrest activity for criminal acts in both Part I and Part II crime classes is received from 267 county, state and municipal law enforcement agencies and is analyzed and arranged according to age, sex and race of persons arrested. Traffic arrests except Driving While Intoxicated are not reported. A total of 75,742 arrests for Part I and Part II criminal offenses were reported during 1974, an increase of 5,324 arrests over 1973. Based on 1974 population estimates, this represents a statewide arrest rate of 4,221.9 arrests per each 100,000 persons in West Virginia. The arrest rate in 1973 was 3,953.3.

Since 1972, the number of persons arrested for Part I and Part II offenses has increased 20.0 percent. The arrest rate has increased 17.2 percent since 1972.

A person is counted on the monthly arrest report each time he is arrested or summoned. It should be kept in mind that the volume of arrests may vary from time to time due to the differences in local arrest procedures and policies. It should be noted that a person may be arrested several times during a given month for the same or different offenses. This occurs frequently for such crimes as drunkenness, disorderly conduct, and similar offenses. A juvenile is counted as "arrested" when the circumstances are such that if he or she were an adult, an arrest would be counted or when police or other official action beyond a mere interview, warning or admonishment is taken.

Arrest figures do not indicate the number of individuals arrested or summoned since, as has been pointed out, one person may be arrested several times during the month. However, arrest information is useful in measuring the extent of law enforcement activity in a given geographical area as well as providing an index for measuring the involvement in criminal acts by the age, sex and race of the perpetrators.

10.9 percent of all reported arrests during 1974 were for Part I offenses (Murder, Manslaughter, Forcible Rape, Robbery, Felonious Assault, Breaking and Entering, Larceny-Theft and Motor Vehicle Theft). Analysis of Part I arrests indicates that larceny, as in past years, comprised the highest percentage of all arrests for Part I crimes, 50.5 percent. The "drunkenness" category continues to record the highest percent of arrests for Part II offenses. In 1974, this offense accounted for 55.1 percent of all reported arrests for Part II crimes.

### **VIOLENT CRIME**

Arrests for crimes of violence (Murder, Forcible Rape, Robbery, and Felonious Assault) on a statewide basis amounted to 16.9 percent of all arrests for the Part I offenses and 1.8 percent of the total arrests for all offenses. A further evaluation indicates that arrests for Felonious Assault were the most frequent, representing 60.6 percent of the total arrests for violent crimes.

### **PROPERTY CRIME**

Property Crime arrests (Breaking and Entering, Larceny-Theft, and Motor Vehicle Theft) comprised 82.5 percent of all arrests for Part I Offenses and 9.0 percent of all arrests.

The highest percentage of Property Crime arrests, 61.2 percent, occurred in the Larceny category.



## **NARCOTIC DRUG LAW ARRESTS**

Information concerning arrests for narcotic drug law arrests is collected and analyzed according to specific drug categories. During 1974, a total of 2,062 arrests were made for narcotic drug law violations, an increase of 298 arrests over 1973 and an increase of 1,280 arrests over 1972. Evaluation of data reported for 1974 discloses that 63.4 percent of all persons arrested for narcotic drug law violations were under the age of 21. Moreover, 26.7 percent of those arrested were under 18. Analysis of individual drug categories showed that the highest percentage of arrests, 87.7 percent, involved marijuana. The lowest percentage of arrests occurred in the opium and cocaine category, amounting to only 2.4 percent. Since 1972, arrests for narcotic drug law violations involving marijuana have increased 300.0 percent.

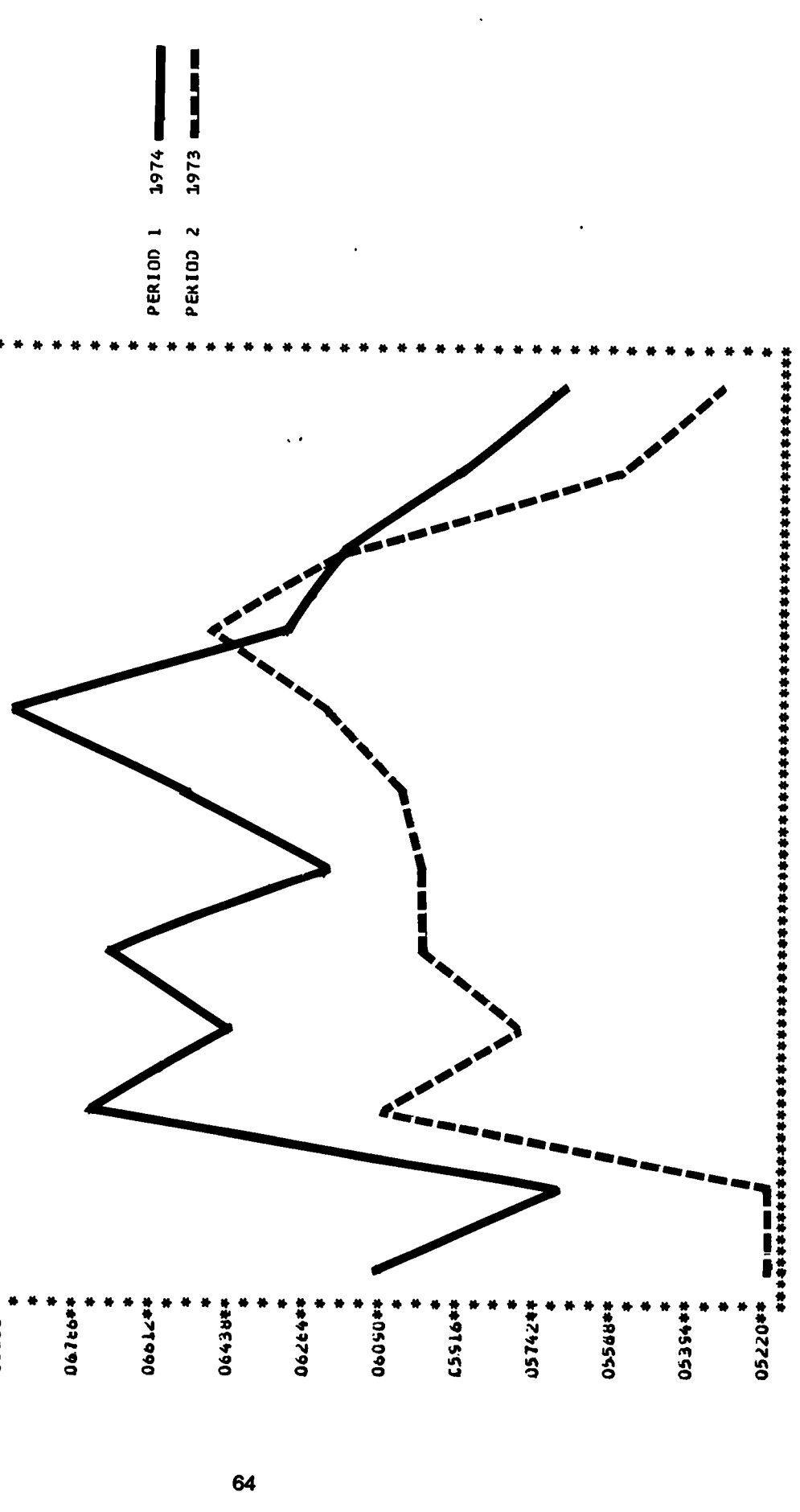
## **GAMBLING ARRESTS**

Arrests for gambling offenses during 1974 amounted to 0.5 percent of all reported arrests for Part I and Part II offenses. 88.8 percent of those arrested for gambling were males. Persons under the age of 18 made up 1.1 percent of all gambling arrests. The highest percentage of arrests for gambling offenses, 17.4 percent, occurred in the 35-39 age category. A total of 374 gambling arrests were reported during 1974, an increase of 75 arrests over 1973 and a decrease of 84 arrests from the 1972 total.

# ARRESTS - PART I AND PART II

January - December, 1974-1973

***** NUMBER OF ARRESTS BY MONTH *****												
	JAN	FEB	MAR	APR	MAY	JUN	JUL	AUG	SEP	OCT	NOV	DEC
PERIOD 1 1974	6128	5737	6745	6452	6722	6230	6556	6953	6324	6213	5954	5728
PERIOD 2 1973	5238	5228	6126	5825	6010	6032	6049	6254	6490	6206	5576	5384
NUMERICAL CHANGE	890	509	619	627	712	198	507	699	166	7	378	344
PERCENT CHANGE	17.0	9.7	10.1	10.0	11.8	3.3	8.4	11.2	2.6	.1	6.8	6.4



# PERCENT ANALYSIS OF INDEX OFFENSES CLEARED BY ARREST

January - December, 1974-1973

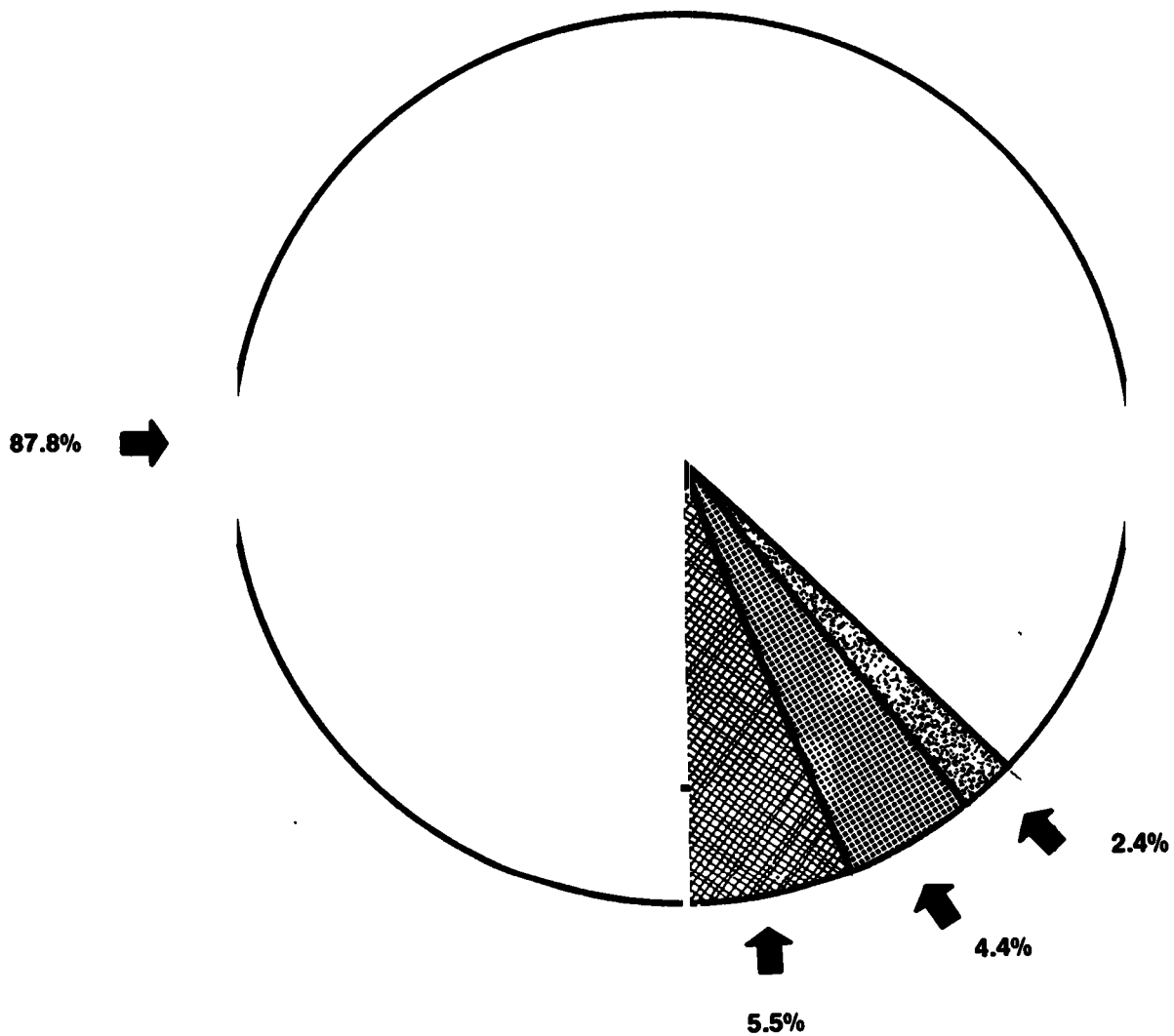
**PERSONS AGE 18 AND OVER**





**PERSONS UNDER AGE 18**



# ANALYSIS OF NARCOTIC DRUG LAW ARRESTS

January - December, 1974-1973

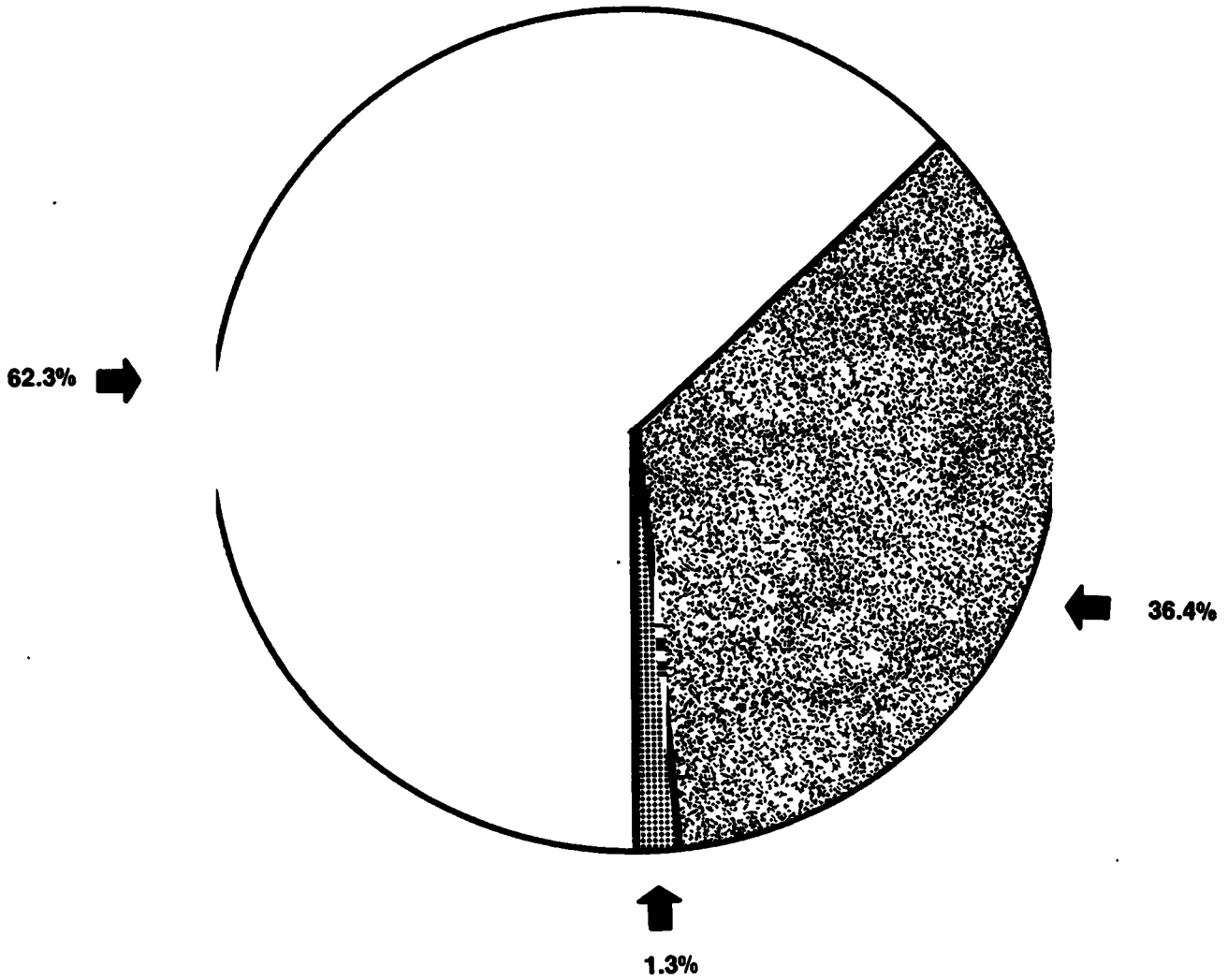





50		Opium, Cocaine and Its Derivatives
1,808		Marijuana
90		Synthetic Narcotics
114		Other Non-Narcotic Drugs

**2,062 TOTAL NARCOTIC AND DRUG LAW ARRESTS**

# ANALYSIS OF GAMBLING ARRESTS

January - December, 1974-1973



- 5  Bookmaking - Horse and Sports Books
- 233  Numbers and Lottery
- 136  All Other Gambling

**374 TOTAL GAMBLING ARRESTS**

## POLICE DISPOSITION OF JUVENILES ARRESTED

January - December, 1974-1973

DISPOSITION	1974	PERCENT DISTRIBUTION	1973	PERCENT DISTRIBUTION
HANDLED WITHIN DEPARTMENT AND RELEASED	2,995	32.5%	2,683	32.4%
REFERRED TO JUVENILE COURT OR PROBATION DEPARTMENT	5,716	62.0%	4,959	59.8%
REFERRED TO WELFARE AGENCY	56	0.6%	86	1.0%
REFERRED TO OTHER POLICE AGENCY	135	1.5%	166	2.0%
REFERRED TO CRIMINAL OR ADULT COURT	309	3.4%	395	4.8%
<b>TOTAL</b>	<b>9,211</b>	<b>100.0%</b>	<b>8,289</b>	<b>100.0%</b>

# TOTAL WEST VIRGINIA ARRESTS

January - December, 1974-1973

ARREST CHARGE CLASSIFICATION	1974			1973		
	NUMBER OF ARREST	PERCENT DIST.	ARREST RATE PER 1000	NUMBER OF ARREST	PERCENT DIST.	ARREST RATE PER 1000
MURDER	102	.13	.05	87	.12	.04
MANSLAUGHTER	47	.06	.02	51	.07	.02
FORCIBLE RAPE	143	.17	.07	144	.20	.08
ROBBERY	306	.40	.16	244	.35	.13
FELONIOUS ASSAULT	849	1.12	.46	708	1.01	.39
BREAKING AND ENTERING	2,175	2.87	1.19	1,817	2.58	1.01
LARCENY-THEFT	4,186	5.23	2.30	3,347	4.75	1.87
MOTOR VEHICLE THEFT	474	.63	.26	614	.87	.34
<b>SUBTOTAL FOR PART I ARRESTS</b>	<b>8,282</b>	<b>10.93</b>	<b>4.55</b>	<b>7,012</b>	<b>9.96</b>	<b>3.92</b>
ETHER ASSAULTS	2,789	3.08	1.53	2,600	3.69	1.45
ARSON	92	.12	.05	86	.12	.04
FORGERY AND COUNTERFEITING	311	.41	.17	257	.36	.14
FRAUD	1,254	1.56	.68	1,348	1.91	.75
EMBEZZLEMENT	29	.04	.01	32	.05	.01
STOLEN PROPERTY: BUYING, REC., POSSESSION	402	.53	.22	273	.39	.15
VANDALISM	752	.99	.41	712	1.01	.39
WEAPONS: CARRYING, POSSESSION, ETC.	1,024	1.35	.56	842	1.20	.47
PROSTITUTION AND COMMERCIALIZED VICE	76	.10	.04	156	.22	.08
SEX OFFENSES EXCEPT RAPE AND PROSTITUTION	222	.29	.12	179	.25	.10
NARCOTIC DRUG LAWS	2,062	2.72	1.13	1,764	2.51	.98
GAMBLING	374	.49	.20	299	.42	.16
OFFENSES AGAINST FAMILY AND CHILDREN	932	1.23	.51	838	1.19	.46
DRIVING UNDER THE INFLUENCE	4,554	6.54	2.72	4,980	7.07	2.78
LIQUOR LAWS	730	.96	.40	519	.74	.29
DRUNKENNESS	37,174	49.08	20.44	35,534	50.46	19.89
DISORDERLY CONDUCT	1,846	2.44	1.01	1,716	2.44	.96
VAGRANCY	67	.09	.03	58	.08	.03
ALL OTHER EXCEPT TRAFFIC	10,572	13.96	5.81	9,518	13.52	5.33
CURFEW AND LOITERING LAWS VIOLATIONS	556	.79	.32	577	.82	.32
RUNAWAYS	1,202	1.59	.66	1,118	1.59	.62
<b>SUBTOTAL FOR PART II ARRESTS</b>	<b>67,460</b>	<b>89.07</b>	<b>37.10</b>	<b>63,406</b>	<b>90.04</b>	<b>35.50</b>
<b>TOTAL FOR PART I AND PART II ARRESTS</b>	<b>75,742</b>	<b>100.00</b>	<b>41.65</b>	<b>70,418</b>	<b>100.00</b>	<b>39.43</b>

# TOTAL ARRESTS BY RACE

January - December, 1974-1973

ARREST CHARGE CLASSIFICATION	1974					1973						
	WHITE	NEGRO	IND- IAN	CHIN- ESE	JAPAN- ESE	OTHER	WHITE	NEGRO	IND- IAN	CHIN- ESE	JAPAN- ESE	OTHER
MURDER	81	21					71	16				
MANSLAUGHTER	40	1					47	4				1
FELONY RAPE	111	32					115	28				
ROBBERY	245	61					199	44	1			
BELTICIOUS ASSAULT	717	132					584	124				
BREAKING AND ENTERING	1583	191				1	1603	214				
LARCENY-THEFT	3725	460				1	2976	371				1
MOTOR VEHICLE THEFT	437	36	1				563	50				
<b>SUBTOTAL FOR PART I ARRESTS</b>	<b>7345</b>	<b>934</b>	<b>1</b>			<b>2</b>	<b>6158</b>	<b>851</b>	<b>1</b>			<b>2</b>
OTHER ASSAULTS	2591	158					2358	242				
ANSCN	85	7					78	8				
FURGERY AND COUNTERFEITING	287	24					232	25				
FKAUD	1215	39					1302	46				
EMBEZZLEMENT	28	1					31	1				
STOLEN PROPERTY: BUYING, REC., POSSESSION	339	63					250	23	2			
VANALISM	707	44				1	653	56				1
WEAPONS: CARRYING, POSSESSION, ETC.	922	101					744	97				1
PROSTITUTION AND COMMERCIALIZED VICE	64	12					133	23				
SEX OFFENSES EXCEPT RAPE AND PROSTITUTION	210	12					158	21				1
NAKOTIC DRUG LAWS	1962	99				1	1647	116				1
GAMBLING	337	37					278	21				1
OFFENSES AGAINST FAMILY AND CHILDREN	880	43				1	802	35				1
DRIVING UNDER THE INFLUENCE	4790	163		1			4790	189	1			
LICJUR LAWS	665	65					457	62				3
DRUNKENNESS	35616	1553	2		1	2	33802	1720	8			2
DISORDERLY CONDUCT	1621	225					1496	218	2			
VAGRANCY	58	9					52	6				2
ALL OTHER EXCEPT TRAFFIC	10034	532	1		1	4	9049	465	2			
CURFEW AND LOITERING LAWS VIOLATIONS	544	52					549	27	1			
RUNAWAYS	1154	48					1104	14				
<b>SUBTOTAL FOR PART II ARRESTS</b>	<b>64116</b>	<b>3327</b>	<b>3</b>	<b>1</b>	<b>2</b>	<b>9</b>	<b>59965</b>	<b>3415</b>	<b>16</b>		<b>1</b>	<b>9</b>
<b>TOTAL FOR PART I AND PART II ARRESTS</b>	<b>71463</b>	<b>4261</b>	<b>4</b>	<b>1</b>	<b>2</b>	<b>11</b>	<b>66123</b>	<b>4266</b>	<b>17</b>		<b>1</b>	<b>11</b>



# TOTAL ARRESTS BY SEX

January - December, 1974-1973

ARREST CHARGE CLASSIFICATION	1974				1973			
	MALE ARRESTS	PERCENT MALE	FEMALE ARRESTS	PERCENT FEMALE	MALE ARRESTS	PERCENT MALE	FEMALE ARRESTS	PERCENT FEMALE
MURDER	93	91.18	9	8.82	72	82.76	15	17.24
MANSLAUGHTER	43	91.49	4	8.51	45	88.24	5	11.76
FORCIBLE RAPE	140	57.90	3	2.10	140	97.22	4	2.78
ROBBERY	289	94.44	17	5.56	227	93.03	17	6.97
FELONY ASSAULT	757	89.16	92	10.84	628	88.70	80	11.30
BREAKING AND ENTERING	2,087	95.95	88	4.05	1,743	95.93	74	4.07
LARCENY-THEFT	3,084	73.67	1,102	26.33	2,540	75.89	407	24.11
MOTOR VEHICLE THEFT	450	90.20	18	3.80	550	89.58	64	10.42
<b>SUBTOTAL FOR PART I ARRESTS</b>	<b>6,949</b>	<b>85.90</b>	<b>1,333</b>	<b>16.10</b>	<b>5,945</b>	<b>84.78</b>	<b>1,067</b>	<b>15.22</b>
OTHER ASSAULTS	2,522	90.43	267	9.57	2,332	89.69	268	10.31
MURKON	79	85.87	13	14.13	74	86.05	12	13.95
FURGERY AND COUNTERFEITING	248	75.74	63	20.26	199	77.43	58	22.57
FRAND	868	69.22	386	30.78	881	65.36	467	34.64
EMBEZZLEMENT	27	53.10	2	6.90	28	87.50	4	12.50
STOLEN PROPERTY: BUYING, REC., POSSESSION	373	92.79	29	7.21	248	90.84	25	9.16
VANDALISM	704	95.62	48	6.38	677	95.08	35	4.92
WEAPONS: CARRYING, POSSESSION, ETC.	902	94.24	59	5.76	786	93.35	55	6.65
PROSTITUTION AND COMMERCIALIZED VICE	8	10.53	63	89.47	58	37.18	98	62.82
SEX OFFENSES EXCEPT RAPE AND PROSTITUTION	207	93.24	15	6.76	164	91.62	15	8.38
NARCOTIC DRUG LAWS	1,843	89.38	219	10.62	1,530	86.73	234	13.27
GAMBLING	332	88.77	42	11.23	285	95.32	14	4.68
OFFENSES AGAINST FAMILY AND CHILDREN	830	89.70	96	10.30	757	90.33	81	9.67
DRIVING UNDER THE INFLUENCE	4,726	55.40	228	4.60	4,769	95.76	211	4.24
LIQUOR LAWS	611	85.70	119	16.30	405	78.03	114	21.97
DRUNKENNESS	35,174	54.62	2,000	5.38	33,649	94.70	1,885	5.30
DISORDERLY CONDUCT	1,561	84.56	285	15.44	1,479	86.19	237	13.81
VAGRANCY	51	76.12	16	23.88	48	82.76	10	17.24
ALL OTHER EXCEPT TRAFFIC	6,072	82.03	1,900	17.97	7,989	83.94	1,529	16.06
CURFEW AND LITTEKING LAWS VIOLATIONS	439	73.00	157	26.34	462	80.07	115	19.93
KUNAWAYS	492	40.93	710	59.07	443	39.80	673	60.20
<b>SUBTOTAL FOR PART II ARRESTS</b>	<b>60,758</b>	<b>90.04</b>	<b>9,722</b>	<b>9.96</b>	<b>57,265</b>	<b>90.31</b>	<b>6,141</b>	<b>9.69</b>
<b>TOTAL FOR PART I AND PART II ARRESTS</b>	<b>67,687</b>	<b>89.37</b>	<b>8,055</b>	<b>10.63</b>	<b>63,210</b>	<b>89.76</b>	<b>7,208</b>	<b>10.24</b>

## ARRESTS BY AGE Persons Under 18 Years of Age

January - December, 1974-1973

ARREST CHARGE CLASSIFICATION	*LOAD* *UNDER*	11	13	15	16	17	*TOTAL*	*TOTAL*	*PERCENT*	
		12	14				JUVE*	JUVE*	CHANGE*	
							1974*	1973*		
*MURDER			1*	1*	2*		4*	8*	50.00**	
*MANSLAUGHTER					2*	1*	3*	8*	62.50**	
*FURCIBLE RAPE		1*	1*	2*	4*	9*	17*	16*	6.25**	
*ROBBERY			3*	19*	10*	30*	62*	40*	55.00**	
*PEACIFUL ASSAULT		3*	2*	13*	14*	27*	28*	87*	17.57**	
*BREAKING AND ENTERING		39*	63*	257*	207*	249*	264*	1079*	945*	14.16**
*MERCENY THEFT		63*	129*	406*	307*	381*	401*	1667*	1414*	19.31**
*AUTO THEFT		1*	9*	31*	55*	60*	66*	222*	316*	29.75**
*** SUBTOTAL FOR PART I ARRESTS ***		106*	204*	712*	605*	735*	799*	3161*	2821*	12.05**
*OTHER ASSAULTS		11*	23*	46*	54*	53*	85*	252*	216*	16.67**
*ARSON		3*	4*	9*	4*	9*	12*	41*	21*	95.24**
*FORGERY AND COUNTERFEITING				9*	5*	33*	27*	74*	49*	51.02**
*FRAUD			1*	1*	3*	5*	9*	19*	26*	26.92**
*EMBEZZLEMENT									8**	
*TOLN PROPERTY: BUYING, RECEIVING, POSSESS.		2*	2*	18*	22*	13*	25*	82*	70*	17.14**
*HANDALISM		41*	37*	82*	62*	53*	57*	352*	311*	13.18**
*BEAFCNS: CARRYING, POSSESIUN, ETC.		1*	1*	6*	9*	23*	24*	64*	63*	1.59**
*PROSTITUTION AND COMMERCIALIZED VICE						1*	2*	3*	1*200.00**	
*SEX OFFENSES (EXCEPT F/RAPE, PROSTITUTION)		1*	1*	5*	5*	9*	9*	30*	35*	14.29**
*NARCOTIC DRUG LABS			2*	55*	78*	190*	226*	551*	418*	31.82**
*GAMBLING					2*	2*		4*	1*300.00**	
*OFFENSES AGAINST FAMILY AND CHILDREN		1*	3*	14*	17*	22*	31*	88*	47*	87.23**
*LIVING UNDER THE INFLUENCE				2*		11*	29*	42*	54*	22.22**
*ALCOHOL LAWS			1*	20*	14*	11*	18*	64*	22*190.91**	
*DRUNKENNESS		2*	4*	65*	130*	257*	412*	874*	879*	.57**
*DISORDERLY		2*	14*	36*	47*	64*	88*	251*	226*	11.06**
*VAGRANCY						4*	1*	5*	13*	61.54**
*ALL OTHER (EXCEPT TRAFFIC)		33*	90*	311*	288*	338*	396*	1456*	1313*	10.89**
*CURFEW AND LOITERING LAW VIOLATIONS		12*	24*	119*	144*	170*	127*	596*	577*	3.29**
*RUNAWAYS		14*	57*	346*	297*	303*	185*	1202*	1118*	7.51**
*** SUBTOTAL FOR PART II ARRESTS ***		123*	284*	1148*	1161*	1571*	1763*	6050*	5468*	10.64**
*** TOTAL PART I, II ARRESTS ***		229*	488*	1860*	1766*	2306*	2562*	9211*	8289*	11.12**

## NARCOTIC DRUG LAW ARRESTS Persons Under 18 Years of Age

January - December, 1974

ARREST CHARGE CLASSIFICATION	*LOAD* *UNDER*	11	13	15	16	17	*TOTAL*	*TOTAL*	*PERCENT*
		12	14				JUVE*	JUVE*	CHANGE*
							1974*	1973*	
*OPION, COCAINE AND THEIR DERIVATIVES					2*	1*	3*	3*	.00**
*MARIJUANA		2*	44*	72*	173*	209*	500*	334*	49.70**
*SYNTHETIC NARCOTICS			2*		9*	6*	17*	31*	45.16**
*OTHER NON-NARCOTIC DRUGS			9*	6*	6*	10*	31*	50*	38.00**
*** NARCOTIC DRUG LAW ARRESTS TOTAL ***		2*	55*	78*	190*	226*	551*	418*	31.82**

**ARRESTS BY AGE**  
Persons Over 18 Years of Age

January - December, 1974

16	17	20	21	22	23	24	25	30	35	40	45	50	55	60	65	TOTAL OVER	TOTAL ADULT	PERCENT ADULT	PERCENT CHANGE	
																1974	1973			
0	0	0	0	0	0	0	0	0	0	0	0	0	0	0	0	0	0	0	0	0
0	3	1	5	5	2	5	16	13	0	3	7	0	3	0	7	98	79	24.05	0	
0	2	7	1	1	2	3	7	5	3	2	1	2	2	2	4	44	43	2.33	0	
13	10	7	11	5	8	7	21	14	10	5	0	4	1	1	12	126	128	1.56	0	
40	27	25	16	16	15	14	33	19	13	7	7	10	4	2	24	244	204	19.61	0	
40	39	37	39	48	27	40	121	88	75	53	55	45	31	18	6	762	634	20.19	0	
174	158	120	107	107	64	51	164	58	41	21	12	10	4	2	2	1046	872	25.69	0	
414	260	218	155	138	111	111	304	177	130	56	0	11	63	42	37	2498	1933	29.28	0	
50	41	20	18	20	0	10	33	24	10	5	6	6	1	1	1	252	298	15.44	0	
741	576	433	353	346	237	241	654	398	288	190	179	165	112	69	54	5121	4191	22.19	0	
131	120	122	142	149	141	120	463	207	218	203	105	114	58	30	42	2537	2384	6.42	0	
1	1	2	1	5	0	2	7	8	5	3	3	4	2	1	1	51	65	21.54	0	
35	22	20	18	20	10	7	50	25	10	4	11	2	3	2	2	237	208	13.94	0	
29	34	01	04	02	71	40	284	179	103	105	55	53	18	10	5	1235	1322	6.58	0	
2	1	0	2	2	3	8	4	2	5	1	1	1	1	1	1	29	24	20.83	0	
27	35	24	24	24	20	12	57	34	16	15	8	5	4	3	2	320	203	57.64	0	
45	48	23	30	16	25	17	58	36	37	23	13	12	11	3	3	400	401	.25	0	
53	50	42	37	25	35	52	105	129	05	74	05	56	30	32	26	960	779	23.23	0	
10	5	1	10	7	8	12	7	1	3	3	1	1	1	1	1	73	155	52.90	0	
17	14	14	17	14	5	8	36	15	13	11	10	5	5	2	4	192	144	33.33	0	
267	256	234	175	148	125	78	172	25	0	7	0	4	1	0	3	1511	1346	12.26	0	
1	3	5	5	1	3	6	35	40	05	47	45	36	18	12	18	370	298	24.16	0	
45	38	40	37	30	31	43	157	125	96	74	55	25	13	8	9	844	791	6.70	0	
106	157	102	100	160	176	192	676	504	505	514	441	269	163	102	4912	4926	.28	0		
14	15	16	16	13	14	21	56	77	64	30	84	79	46	42	24	666	497	34.00	0	
1078	1054	1166	1040	1005	563	975	3549	3259	3573	4116	4403	4200	2756	1753	1324	36300	34655	4.75	0	
145	150	120	112	103	65	71	234	137	97	104	111	63	35	20	24	1595	1490	7.05	0	
44	5	5	3	1	3	7	4	3	5	3	3	1	4	3	6	62	45	37.78	0	
255	542	225	510	480	465	412	1477	1035	839	708	540	431	230	161	136	9116	8205	11.10	0	
2607	2527	2560	2408	2293	2215	2080	7505	5977	5829	6141	6161	5612	3531	2243	1731	66140	57938	5.99	0	
3348	3103	2912	2661	2635	2452	2321	8204	6365	6117	6331	6340	5777	3643	2312	1785	66531	62129	7.09	0	

**NARCOTIC DRUG LAW ARRESTS**  
Persons Over 18 Years of Age

January - December, 1974-1973

16	17	20	21	22	23	24	25	30	35	40	45	50	55	60	65	TOTAL OVER	TOTAL ADULT	PERCENT ADULT	PERCENT CHANGE
																1974	1973		
5	3	4	5	4	4	3	14	1	0	3	0	0	0	0	1	47	79	40.51	0
236	234	205	158	127	111	64	141	19	5	1	3	2	1	1	1	1308	1000	30.80	0
13	9	14	8	11	2	5	7	1	0	1	2	0	0	0	0	73	152	51.97	0
13	10	11	8	6	6	6	10	4	1	2	1	2	0	0	1	83	115	27.83	0
267	256	234	179	148	125	78	172	25	0	7	0	4	1	0	3	1511	1346	12.26	0



**LAW ENFORCEMENT EMPLOYEE DATA**

## **POLICE EMPLOYEE DATA**

The Uniform Crime Reporting Program in West Virginia incorporates the collection of pertinent data relating to the police of the state. Information regarding police employee strength, distributions, assaults against law enforcement officers and circumstances surrounding the killing of police officers are discussed in this section.

This information is submitted by county, municipal and state law enforcement agencies and compiled on an annual basis. Specific information concerning the number of law enforcement employees reflects the status as of October 31, 1974, and is limited to municipal, county and state law enforcement agencies currently reporting to the West Virginia UCR Program.

## **LAW ENFORCEMENT EMPLOYEE RATES**

In 1974, the average number of full-time law enforcement employees (municipal police, state police, and sheriffs) including civilian employees amounted to 1.5 employees for each 1,000 inhabitants of the State. This is a 7.1 percent increase over 1973. The employee rate on the basis of sworn personnel only (excluding civilian personnel) amounted to 1.2 officers per 1,000 persons, an increase of 9.1 percent.

The determination of police strength for any given area or municipality should be a subject for serious consideration. Such consideration, however, should be based on the numerous factors which create the need for police services. Some of these factors, discussed elsewhere in this publication, relate to size, density of population, geographic location, character, and proximity to metropolitan areas. The information in this section relates to reported police employee strength and should not be interpreted as recommended strength for any given municipality. Such determinations should be made after objectively evaluating the need for police services based on the above factors.

## **CIVILIAN EMPLOYEES**

The personnel of each law enforcement agency differ as to the demands and responsibilities placed before them. Many police officers are fully occupied with clerical tasks and are not free to perform active police duties. This current upward trend in police agencies to perform clerical duties is in line with the thinking of many police administrators who recommend the use of civilians in this capacity, thus freeing the sworn personnel for actual police related services.

As of October 31, 1974, 489 or 18.5 percent of the total number of 2,642 police employees in West Virginia were civilians, a 2.1 percent overall decrease from 1973.

## **MUNICIPAL POLICE DEPARTMENTS**

As of October 31, 1974, municipal police departments reported a total of 1,476 employees. This was a 5.2 percent increase over the 1,403 employees of 1973. Of the total number of 1974 employees, 241 were civilians and 1,235 were sworn officers. This amounts to a ratio of 1.62 sworn officers for each 1,000 inhabitants (urban population only). The ratio for 1973 was 1.57 per 1,000 inhabitants.

When comparing the number of employees with the 1973 totals, increases are noted in both categories. The number of civilian employees increased 7.6%, while the number of sworn officers increased 4.8%.

## **COUNTY SHERIFF'S DEPARTMENTS**

At the conclusion of October, 1974, there were 659 persons employed in West Virginia's 55 county sheriff's departments, an increase of less than 1% over 1973. County sheriff's departments employed 122 civilians, amounting to 18.5% of their total work force. This is a 13.5% decrease from the number of civilians employed in 1973. During 1974 county sheriff's reported that they employed 537 sworn officers, a numerical increase of 23 over the number employed in 1973. The 1974 figure amounted to a rate of .52 sworn officers per 1,000 population, as compared to .50 during 1973. The computation of the ratio of sworn personnel is based on the population of the rural areas of the counties and not the entire county census.

In an attempt at comparisons of employment levels of individual sheriff's departments with other agencies, consideration must be given to certain functions that are particular to a sheriff's department. The function of county sheriff's departments vary widely throughout the state. The operation of one sheriff's department may be limited exclusively to civil areas and the administration of the county jail, or they may be actively involved in criminal matters throughout the county. These functions are usually performed by sworn personnel, thereby presenting a misleading picture of the actual enforcement strength of the department.

## **STATE POLICE**

The West Virginia State Police is empowered to provide all phases of law enforcement throughout the State. State Police reported that they employed a total of 647 personnel as of October 31, 1974. Of this total, 200, or 30.9%, were civilians. The Department of Public Safety employed a total of 447 sworn officers amounting to a ratio of .43 officers per 1,000 population (rural only).

## **LAW ENFORCEMENT OFFICERS KILLED AND ASSAULTED**

The killing or assault of a police officer has an effect on society which reaches far beyond the overt act. Such occurrences constitute an immediate threat to the well being of the community and a serious breach of the internal security of the country. Today, a young man who considers a career in law enforcement must also consider the very strong possibility of being killed or assaulted by a member of the very same society he is sworn to protect. This deplorable situation should be a subject of serious public concern, for in truth, an attack on a police officer is an attack on society. The violence directed against law enforcement officers acting in the line of duty is clearly demonstrated by the following summary information:

A total of 222 law enforcement officers in West Virginia were reported assaulted in the line of duty during 1974, as compared to 223 assaults during 1973, and 300 in 1972.

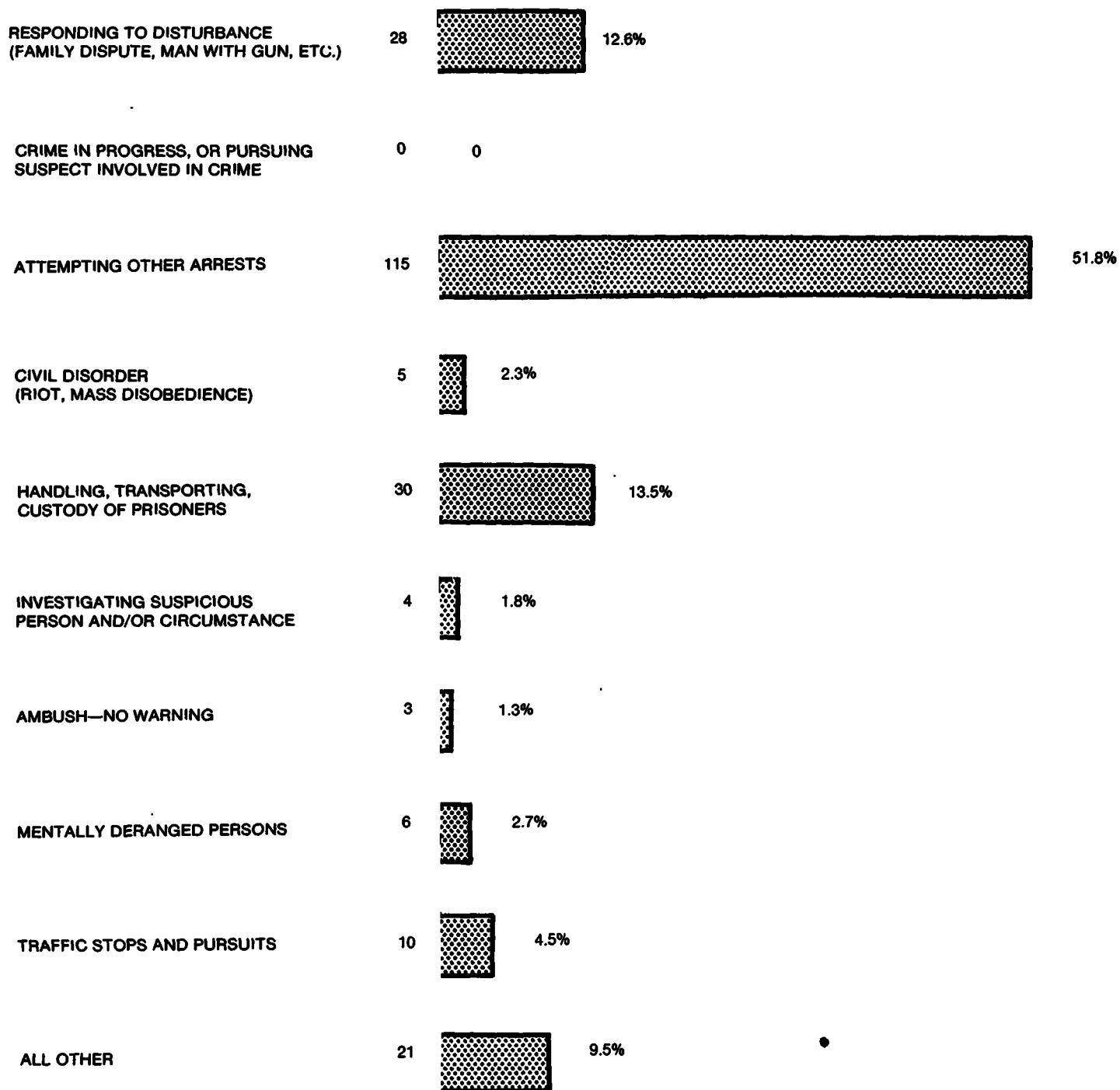
The rate of assaults on law enforcement officers for the State was 10.3 assaults for every 100 sworn officers, a decrease of 4.6 percent from 1973. The assault rate for municipal police departments amounted to 14.1 per 100 officers with a rate for county sheriff's of 3.2 per 100 officers and the State Police rate was 8.1 per 100 officers.

Personal weapons (hands, fists, feet, etc.) were used in 93.7 percent of all assaults on law enforcement officers.

The greatest number of assaults, 51.8 percent, occurred while officers were attempting other arrests.

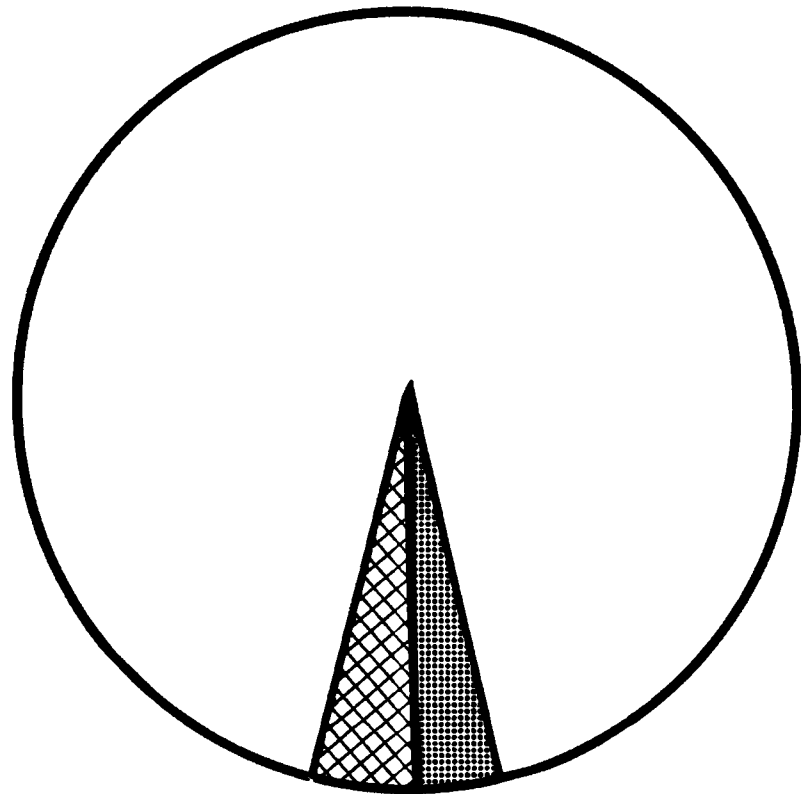
A total of 203 assaults on law enforcement officers were cleared during 1974, amounting to a 91.4 percent clearance rate, a decrease of 3.0 percent from the 1973 clearance rate.

**ANALYSIS OF ASSAULTS ON LAW ENFORCEMENT OFFICERS, 1974  
— PERCENT DISTRIBUTION BY TYPE OF ACTIVITY —**





**WEST VIRGINIA LAW ENFORCEMENT OFFICERS ASSAULTED  
 — BY TYPE OF WEAPON USED —  
 1974**



**NUMBER OF ASSAULTS**

208

6


0

8

**Total Assaults 222**



**WEAPON USED**



**HANDS, FIST, FEET, ETC.**

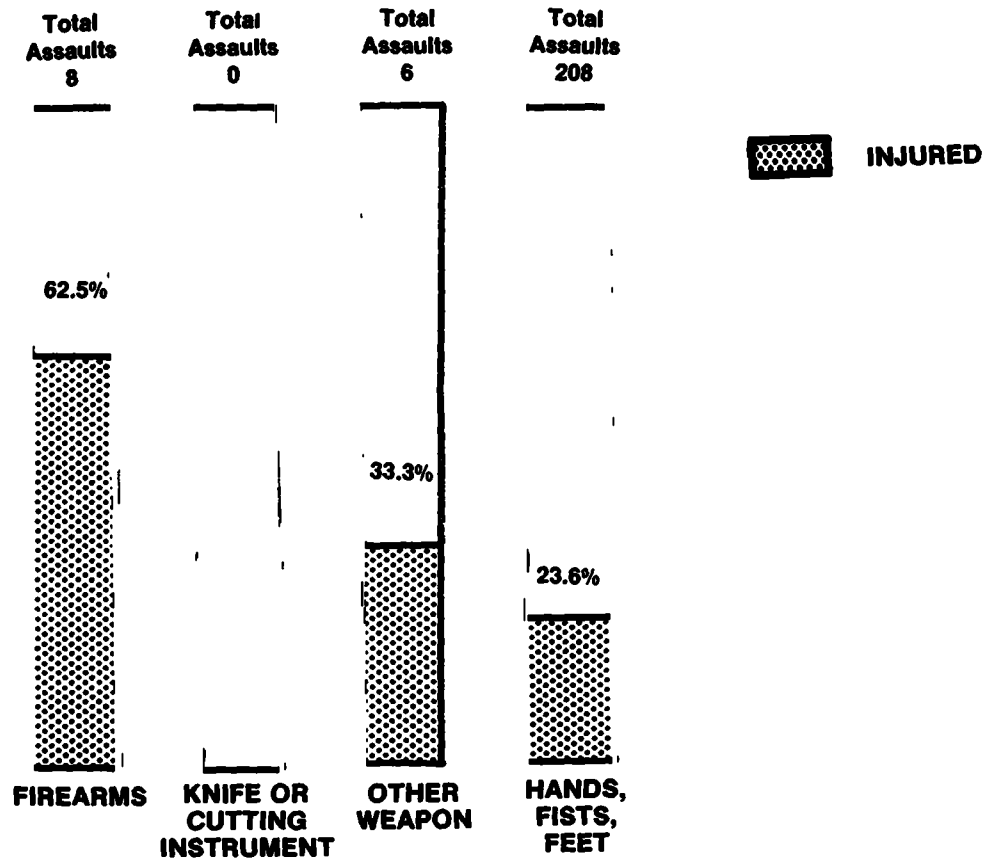


**OTHER DANGEROUS WEAPON**

**KNIFE OR CUTTING INSTRUMENT**

**FIREARM**

**ANALYSIS OF ASSAULTS ON LAW ENFORCEMENT OFFICERS**  
**Assaults with Personal Injury, By Type of Weapon**

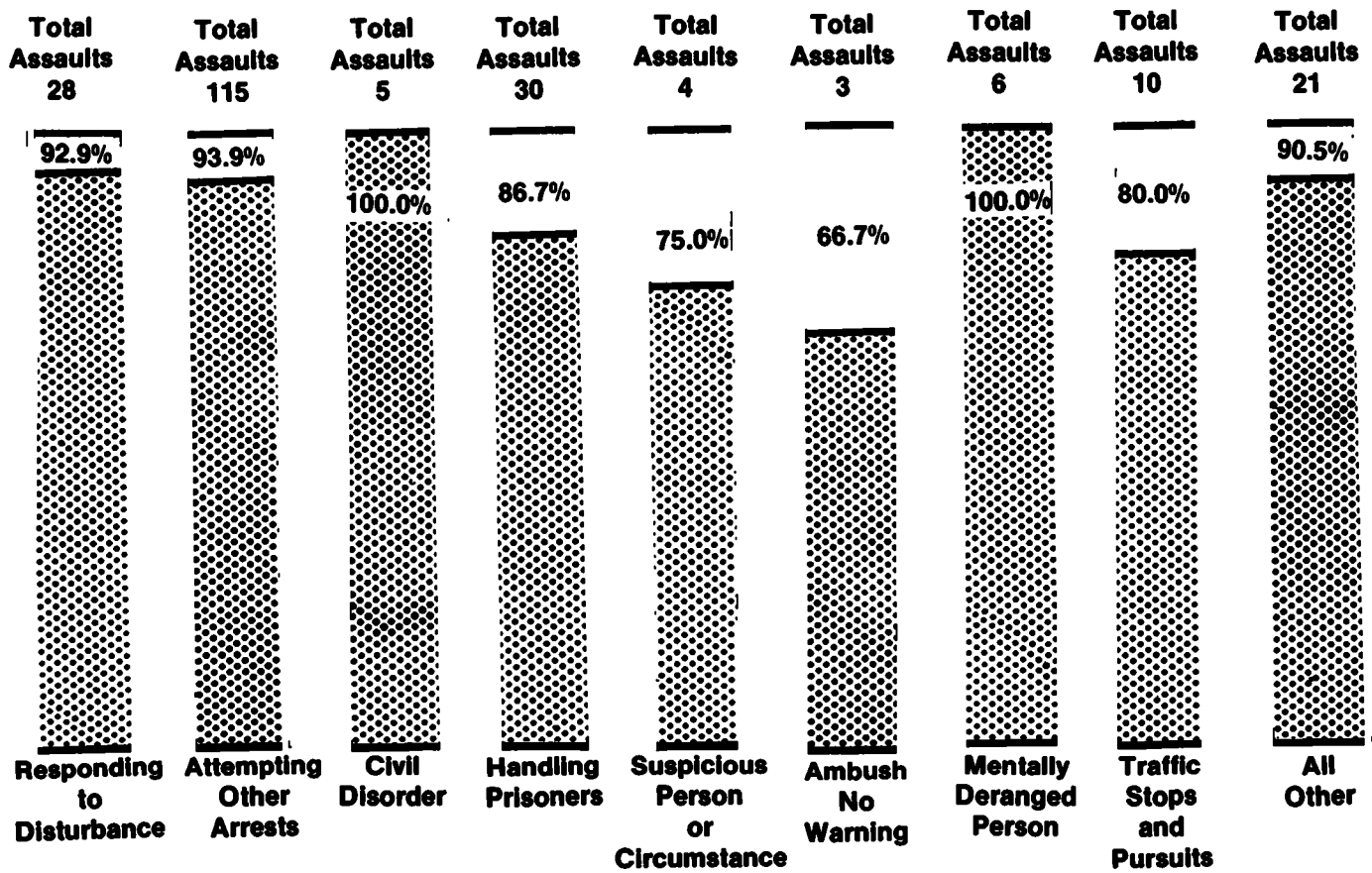


**ASSAULTS BY TIME**


Time of Assault	A.M.	P.M.
12:01 - 2:00	27	9
2:01 - 4:00	38	14
4:01 - 6:00	9	13
6:01 - 8:00	2	22
8:01 - 10:00	3	48
10:01 - 12:00	3	34
<b>TOTAL</b>	<b>82</b>	<b>140</b>

# ANALYSIS OF ASSAULTS ON LAW ENFORCEMENT OFFICERS

## Percent of Assaults Cleared—By Circumstance



 PERCENT CLEARED



**WEST VIRGINIA  
OFFENSE DATA  
COUNTY-STATE-MUNICIPAL**

The computer generated output tables contained within this section were designed to facilitate quick reference of statistical crime information relative to the different reporting areas of the State of West Virginia. The data contained in each of the series of reports will be detailed on a page preceding each listing.

Each of the four reports are listed in county name sequence. Within each county, information is further detailed to show the activity experienced by reporting area, agency type and contributor. The general identifying descriptions which indicate the reporting areas are listed and defined as follows:

**(Name) County Total** — This line indicates the total activity of all reporting agencies within the indicated county. It may be expressed mathematically as:

County Total = Municipal + State Police + Sheriff  
or

County Total = Municipal + Rural

**Rural** — This line indicates the total activity that was reported by rural law enforcement agencies within the indicated reporting area. It may be expressed mathematically as:

Rural = State + Sheriff

**Sheriff** — This line indicates the total activity reported by sheriff's offices within the indicated reporting area.

**State Police** — This line indicates the total activity reported by all State Police Detachments within the indicated reporting area. It may be expressed mathematically as:

State Police = State Police Detachment 1 + SPD2 + SPD3 + . . .

**Municipal** — This line indicates the total activity reported by all municipal law enforcement agencies within the indicated reporting area. It may be expressed mathematically as:

Municipal = Municipality 1 + M2 + M3 + . . .

**(City Name) Police Department** — This line indicates the total activity reported by the individually specified police department.

For comparative purposes, each reporting agency or area identified on the report details the activity experienced for the calendar year of 1974 and 1973 respectively. Also, the numerical difference and the percent change between the two years has been calculated and displayed on separate lines. All amounts are signed with a plus (+) or minus (-) sign to indicate whether the quantity has increased or decreased from 1973 to 1974. An asterisk (\*) appearing on the percent change line indicates that due to no activity being reported for 1974, calculation of percent change was impossible.

**It should be noted that statistics gathered under the Uniform Crime Reporting Program are submitted by the law enforcement agencies of West Virginia and project a state-wide view of crime. Awareness of the presence of certain crime factors, which may influence the resulting volume and type of statistics presented, is necessary if fair and equitable conclusions are to be drawn. These crime influencing factors are present, to some degree, in every community and their presence affects, in varying degrees, the crime experience of that community. Attempts at comparison of crime figures between communities should not be made without first considering the individual factors present in each community.**





# CRIME INDEX REPORT

The tabulations in this section indicate the volume and distribution of crime in West Virginia on the basis of a crime rate.

The Uniform Crime Reporting Program utilizes seven crime classifications to establish a rate to measure the trend and distribution of crime. The number of actual offenses of murder, forcible rape, robbery, felonious assault, burglary, larceny and motor vehicle theft are reflected in this report. The number of actual offenses of manslaughter and assaults (not aggravated) are not index offenses, thus counts of these offenses are not considered in this report.

Each heading contained in this report is defined below:

**Population** — Estimated population of the indicated reporting area. This information, representative of the year 1974, was provided through the assistance of the Federal Bureau of Investigation and the United States Bureau of Census.

**Total Offenses** — This is the sum total of the seven Index Offenses.

**Total Cleared** — The sum total of the seven Index Offenses cleared.

**Percent Cleared** — The percentage of Index Offenses cleared by arrest or exceptional clearance. The mathematical formula may be expressed as follows:

$$\text{Percent Cleared} = \frac{\text{Total Index Offenses Cleared}}{\text{Total Actual Index Offenses Reported}} \times 100$$

**Crime Rate** — This is sometimes referred to as a victim risk rate and is representative of the number of Index Offenses per 1,000 population.

Example - A crime rate of 10.00 would imply that 10.00 persons of each 1,000 population were the victim of an Index Offense.

The mathematical formula for calculating the crime rate of any reporting area may be expressed as follows:

$$\text{Crime Rate} = \frac{1,000}{\text{Area Population}} = \text{Reciprocal}^* \times \text{Total Actual Offenses}$$

$$\text{Crime Rate} = \frac{\text{Total Actual Offenses}}{\text{Area Population}} \times 1,000$$

\*Reciprocals developed to five (5) decimal places.

The remaining columns of the report indicate the number of actual Index Offenses reported by category.





WEST VIRGINIA U C R CRIME INDEX REPORT

IDENTIFIER	POPULATION	CRIME RATE	TOTAL OFFEN	TOTAL CLEARED	PERCENT CLEARED	MURDER	RAPE	ROBBERY	FFL ASSLT	DRAC ENTER	LARCENY THEFT	M/V THEFT
MUNICIPAL 74	78,356	51.61	4045	1225	30.28	5	28	97	423	747	2472	233
73	77,038	43.14	3324	971	29.21	3	19	88	344	576	2058	184
NUMERICAL CHANGE	1,318+	8.47+	721+	254+	1.07+	2	9+	9+	79+	111+	464+	49+
PERCENT CHANGE	1.7+	19.6+	21.7+	26.2+	3.7+	0	47.4+	10.2+	23.0+	15.4+	23.1+	26.5+
BARBOURSVILLE PD 74	2,376	3.36	8	6	75.00	0	0	0	0	3	4	1
73	2,374	1.26	3	2	66.66	0	0	0	0	1	1	1
NUMERICAL CHANGE	2+	2.10+	5+	4+	8.34+	0	0	0	0	2+	3+	0
PERCENT CHANGE	.1+	166.7+	166.7+	200.0+	12.5+					277.3+	300.0+	.0
HUNTINGTON PD 74	74,315	54.24	4033	1217	30.17	5	28	97	423	744	2464	232
73	73,000	45.40	3317	968	29.18	5	19	88	344	572	2006	183
NUMERICAL CHANGE	1,315+	8.84+	716+	249+	.99+	0	9+	9+	79+	112+	458+	49+
PERCENT CHANGE	1.8+	19.5+	21.6+	25.7+	3.4+	0	47.4+	10.2+	23.0+	15.7+	22.8+	26.8+
MILTON PD 74	1,665	2.40	4	2	50.00	0	0	0	0	0	4	0
73	1,664	2.40	4	1	25.00	0	0	0	0	0	3	1
NUMERICAL CHANGE	1+	.00	0	1	25.00+	0	0	0	0	0	3+	0
PERCENT CHANGE	.1+	.0	.0	100.0+	100.0+					*	300.0+	
CALHOUN CTY TOTAL 74	7,142	4.34	31	9	29.03	0	1	0	7	10	11	2
73	7,074	2.40	17	10	58.82	0	0	0	2	5	4	5
NUMERICAL CHANGE	68+	1.94+	14+	1-	29.79-	0	1+	0	5+	6+	7+	3-
PERCENT CHANGE	1.0+	80.8+	22.4+	10.0-	50.6-				253.0+	66.7+	175.0+	60.0+
RURAL 74	6,336	4.89	31	9	29.03	0	1	0	7	10	11	2
73	6,276	2.54	16	10	62.50	0	0	0	2	5	4	5
NUMERICAL CHANGE	60+	2.35+	15+	1-	33.47-	0	1+	0	5+	5+	7+	3-
PERCENT CHANGE	1.0+	92.5+	93.8+	10.0-	53.6-				259.0+	100.0+	175.0+	60.0+
SHERIFF 74			2	0	.00	0	0	0	2	0	0	0
73			0	0	.00	0	0	0	0	0	0	0
NUMERICAL CHANGE			2+	0	.00	0	0	0	2+	0	0	0
PERCENT CHANGE			*						*			
STATE POLICE 74			29	9	31.03	0	1	0	5	10	11	2
73			16	10	62.50	0	0	0	2	5	4	5
NUMERICAL CHANGE			13+	1-	31.47-	0	1+	0	3+	5+	7+	3-
PERCENT CHANGE			81.3+	10.0-	50.4-				150.0+	100.0+	175.0+	60.0+
MUNICIPAL 74	806	.00	0	0	.00	0	0	0	0	0	0	0
73	798	1.25	1	0	.00	0	0	0	0	1	0	0
NUMERICAL CHANGE	8+	1.25-	1-	0	.00	0	0	0	0	1-	0	0
PERCENT CHANGE	1.0+	.0	*						*			
GRANTSVILLE PD 74	806	.00	0	0	.00	0	0	0	0	0	0	0
73	798	1.25	1	0	.00	0	0	0	0	1	0	0
NUMERICAL CHANGE	8+	1.25-	1-	0	.00	0	0	0	0	1-	0	0
PERCENT CHANGE	1.0+	.0	*						*			
CLAY CTY TOTAL 74	9,959	11.34	113	13	11.50	1	3	0	0	60	41	8
73	9,514	9.03	86	9	10.46	0	0	0	5	30	37	14
NUMERICAL CHANGE	444+	2.31+	27+	4+	1.04+	1+	3+	0	5-	30+	4+	6-
PERCENT CHANGE	4.7+	25.6+	31.4+	44.4+	9.9+	*	*		*	100.0+	10.8+	42.9+
RURAL 74	9,448	11.95	113	13	11.50	1	3	0	0	60	41	8
73	9,024	9.41	85	8	9.41	0	0	0	4	30	37	14
NUMERICAL CHANGE	424+	2.54+	28+	5+	2.09+	1+	3+	0	4-	30+	4+	6-
PERCENT CHANGE	4.7+	27.0+	32.9+	62.5+	22.2+	*	*		*	100.0+	10.8+	42.9+
SHERIFF 74			2	0	.00	0	0	0	0	2	0	0
73			0	0	.00	0	0	0	0	0	0	0
NUMERICAL CHANGE			2+	0	.00	0	0	0	0	2+	0	0
PERCENT CHANGE			*						*			
STATE POLICE 74			111	13	11.71	1	3	0	0	58	41	8
73			85	8	9.41	0	0	0	4	30	37	14
NUMERICAL CHANGE			26+	5+	2.30+	1+	3+	0	4-	28+	4+	6-
PERCENT CHANGE			30.6+	62.5+	24.4+	*	*		*	93.3+	10.8+	42.9+
MUNICIPAL 74	511	.00	0	0	.00	0	0	0	0	0	0	0
73	489	2.04	1	1	100.00	0	0	0	1	0	0	0
NUMERICAL CHANGE	22+	2.04-	1-	1-	100.00-	0	0	0	1-	0	0	0
PERCENT CHANGE	4.5+	.0	*	*					*			
CLAY PD 74	511	.00	0	0	.00	0	0	0	0	0	0	0
73	489	2.04	1	1	100.00	0	0	0	1	0	0	0
NUMERICAL CHANGE	22+	2.04-	1-	1-	100.00-	0	0	0	1-	0	0	0
PERCENT CHANGE	4.5+	.0	*	*					*			
DODDRIDGE CTY TOTAL 74	6,538	8.71	57	15	26.31	1	0	1	1	31	23	0
73	6,174	6.80	42	17	40.47	0	0	0	2	25	15	0
NUMERICAL CHANGE	364+	1.91+	15+	2-	14.16-	1+	0	1+	1-	6+	8+	0
PERCENT CHANGE	5.9+	28.1+	35.7+	11.8-	35.0-	*	*		* 50.0-	24.0+	53.3+	
RURAL 74	5,397	10.56	57	15	26.31	1	0	1	1	31	23	0
73	5,072	8.28	42	17	40.47	0	0	0	2	25	15	0
NUMERICAL CHANGE	325+	2.28+	15+	2-	14.16-	1+	0	1+	1-	6+	8+	0
PERCENT CHANGE	6.4+	27.5+	35.7+	11.8-	35.0-	*	*		* 50.0-	24.0+	53.3+	
SHERIFF 74			22	5	22.72	0	0	0	0	18	4	0
73			9	3	33.33	0	0	0	1	6	2	0
NUMERICAL CHANGE			13+	2+	10.61-	0	0	0	1-	12+	2+	0
PERCENT CHANGE			144.4+	66.7+	31.8-				* 200.0+	100.0+		
STATE POLICE 74			35	10	28.57	1	0	1	1	13	19	0
73			33	14	42.42	0	0	0	1	19	13	0
NUMERICAL CHANGE			2+	4-	13.85-	1+	0	1+	0	6-	6+	0
PERCENT CHANGE			6.1+	28.6-	32.6-	*	*		*	31.6-	46.2+	
MUNICIPAL 74	1,141	.00	0	0	.00	0	0	0	0	0	0	0
73	1,102	.00	0	0	.00	0	0	0	0	0	0	0
NUMERICAL CHANGE	39+	.00	0	0	.00	0	0	0	0	0	0	0
PERCENT CHANGE	3.5+											
WEST UNION PD 74	1,141	.00	0	0	.00	0	0	0	0	0	0	0
73	1,102	.00	0	0	.00	0	0	0	0	0	0	0
NUMERICAL CHANGE	39+	.00	0	0	.00	0	0	0	0	0	0	0
PERCENT CHANGE	3.5+											





WEST VIRGINIA U C R CRIME INDEX REPORT

IDENTIFIER		POPULATION	CRIME RATE	TOTAL OFFEN	TOTAL CLEARED	PERCENT CLEARED	MURDER	RAPE	ROBBERY	FEL ASSLT	BREAK ENTER	LARCENY THEFT	4/4 THEFT	
WEIRTON PD	74	26,005	18.53	497	51	10.26	0	5	14	17	197	209	56	
	73	27,790	17.19	478	91	10.56	0	2	17	15	146	232	65	
			NUMERICAL CHANGE PERCENT CHANGE	1,34+ 7.8+	19+ 4.0+	0 .0	140- 3.8-	0	3+	3-	1+	51+	24-	9-
NEW CUMBERLAND PD	74	1,897	5.79	11	1	9.09	0	0	0	1	6	3	1	
	73	1,911	5.69	30	0	.00	0	0	0	0	13	15	1	
			NUMERICAL CHANGE PERCENT CHANGE	14- .7-	9,90- 63.1-	19- 63.3-	1+ 1.4+	9,39+ 14.4+	0	0	1+	7-	13-	0
*****														
HARDY CTY TOTAL	74	8,852	6.21	55	4	7.27	0	0	1	0	33	15	3	
	73	9,010	5.43	49	7	14.28	1	0	0	0	27	19	2	
			NUMERICAL CHANGE PERCENT CHANGE	150+ 1.8-	78+ 16.4+	6+ 12.2+	3- 42.9-	7.01- 49.1-	1-	0	1+	6+	1-	1+
*****														
RURAL	74	7,101	7.46	53	3	5.66	0	0	1	0	33	17	2	
	73	7,228	6.77	49	7	14.28	1	0	0	0	27	19	2	
			NUMERICAL CHANGE PERCENT CHANGE	127- 1.8-	.69+ 10.2+	4+ 8.2+	4- 57.1-	8.62- 60.4-	1-	0	1+	6+	2-	0
SHERIFF	74			0	0	.00	0	0	0	0	0	0	0	
	73			0	0	.00	0	0	0	0	0	0	0	
				0	0	.00	0	0	0	0	0	0	0	
STATE POLICE	74			53	3	5.66	0	0	1	0	33	17	2	
	73			49	7	14.28	1	0	0	0	27	19	2	
				4+ 8.2+	4- 57.1-	99+ 60.4-	8.62- 60.4-	1-	0	1+	6+	2-	0	
MUNICIPAL	74	1,751	1.14	2	1	50.00	0	0	0	0	0	1	1	
	73	1,782	.00	0	0	.00	0	0	0	0	0	0	0	
			NUMERICAL CHANGE PERCENT CHANGE	31- 1.7-	1.14+ .0	2+ *	1+ 50.00+	0	0	0	0	0	1+	1+
NOOREFIELD PD	74	1,751	1.14	2	1	50.00	0	0	0	0	0	1	1	
	73	1,782	.00	0	0	.00	0	0	0	0	0	0	0	
			NUMERICAL CHANGE PERCENT CHANGE	31- 1.7-	1.14+ .0	2+ *	1+ *	50.00+ *	0	0	0	0	1+	1+
*****														
HARRISON CTY TOTAL	74	76,651	12.81	983	316	32.14	0	3	14	20	337	342	57	
	73	74,169	12.54	931	217	23.30	3	5	11	21	322	309	60	
			NUMERICAL CHANGE PERCENT CHANGE	2,482+ 3.3+	.27+ 2.2+	52+ 5.6+	99+ 45.6+	8.84+ 37.9+	3- *	2- 40.0-	3+ 27.3+	1- 4.8-	15+ 4.7+	33+ 6.5+
*****														
RURAL	74	35,636	11.89	424	61	14.38	0	2	5	9	184	177	47	
	73	33,153	12.42	412	70	16.99	3	4	3	8	168	199	27	
			NUMERICAL CHANGE PERCENT CHANGE	2,483+ 7.5+	.53- 4.3-	12+ 2.9+	9- 12.9-	2- 15.4-	2- *	2- 50.0-	2+ 66.7+	1+ 12.5+	16+ 9.5+	22- 11.1-
SHERIFF	74			246	41	16.66	0	2	2	7	102	112	21	
	73			229	41	17.90	2	0	1	6	85	120	15	
				17+ 7.4+	0 .0	1,24+ 6.9-	2- *	2+ 100.0+	1+ 15.7+	1+ 20.0+	17+ 6.7-	8- 40.0+	6+ 40.0+	
STATE POLICE	74			178	20	11.23	0	0	3	2	82	65	26	
	73			183	29	15.84	1	4	2	2	83	79	12	
				5- 2.7-	9- 31.0-	4,61- 29.1-	1- *	4- 50.0+	1+ 0	1+ 1.2-	17+ 17.7-	8- 116.7+	6+ 116.7+	
MUNICIPAL	74	41,015	13.62	559	255	45.61	0	1	9	11	193	365	20	
	73	41,016	12.65	519	147	28.32	0	1	6	13	154	310	33	
			NUMERICAL CHANGE PERCENT CHANGE	1- .0-	.97+ 7.7+	40+ 7.7+	108+ 73.5+	17.29+ 61.1+	0	1+ 12.5+	2- 15.4-	1- .6-	55+ 17.7+	13- 39.4-
BRIDGEPORT PD	74	5,014	51.05	256	152	59.37	0	0	0	2	43	207	4	
	73	4,852	25.55	124	67	54.03	0	1	0	0	19	98	5	
			NUMERICAL CHANGE PERCENT CHANGE	162+ 3.3+	25,50+ 99.8+	132+ 106.5+	85+ 126.9+	5,3+ 9.9+	0	1- *	1- *	24+ 125.3+	109+ 111.2+	1- 20.0-
CLARKSBURG PD	74	23,969	9.84	236	89	37.71	0	0	9	8	88	119	12	
	73	24,522	13.86	340	73	21.47	0	0	7	13	109	184	27	
			NUMERICAL CHANGE PERCENT CHANGE	553- 2.3-	4,02- 29.0-	104- 30.6-	16+ 21.9+	16,24+ 75.6+	0	2+ 28.6+	5- 38.5-	21- 19.3-	85- 35.3-	15- 55.6-
SALEM PD	74	2,773	7.93	22	5	22.72	0	1	0	1	10	6	4	
	73	2,683	7.08	19	2	10.52	0	0	0	0	7	12	0	
			NUMERICAL CHANGE PERCENT CHANGE	90+ 3.4+	.85+ 12.0+	3+ 15.8+	3+ 150.0+	12,20+ 116.3+	0	1+ *	0	1+ 42.9+	3+ 50.0-	6- *
SHINNISTON PD	74	2,703	.00	0	0	.00	0	0	0	0	0	0	0	
	73	2,616	.00	0	0	.00	0	0	0	0	0	0	0	
			NUMERICAL CHANGE PERCENT CHANGE	87+ 3.3+	.00 0	0 0	.00 0	0 0	0 0	0 0	0 0	0 0	0 0	0
STONEWOOD PD	74	2,046	3.91	8	0	.00	0	0	0	0	3	5	0	
	73	1,980	2.02	4	2	50.00	0	0	0	0	4	0	0	
			NUMERICAL CHANGE PERCENT CHANGE	66+ 3.3+	1.89+ 93.6+	4+ 100.0+	2- *	50.00- *	0	0	0	1- 25.0-	5+ *	0
ANMOORE PD	74	1,008	.99	1	0	.00	0	0	0	0	0	1	0	
	73	975	4.10	4	1	25.00	0	0	0	0	4	0	0	
			NUMERICAL CHANGE PERCENT CHANGE	33+ 3.4+	3,11- 75.9-	3- 75.0-	1- *	25.00- *	0	0	0	4- *	1+ *	0
NUTTER FORT PD	74	2,497	14.01	35	9	25.71	0	0	0	0	8	27	0	
	73	2,416	11.58	28	2	7.14	0	0	0	0	11	16	1	
			NUMERICAL CHANGE PERCENT CHANGE	81+ 3.4+	2,43+ 21.0+	7+ 25.0+	7+ 350.0+	18,57+ 260.1+	0	0	0	3- 27.3-	11+ 68.8+	1- *
LUMBERPORT PD	74	1,005	.99	1	0	.00	0	0	0	0	1	0	0	
	73	972	.00	0	0	.00	0	0	0	0	0	0	0	
			NUMERICAL CHANGE PERCENT CHANGE	33+ 3.4+	.99+ .0	1+ *	0 0	.00 0	0 0	0 0	0 0	1+ *	0 0	0
*****														
JACKSON CTY TOTAL	74	22,000	8.18	180	43	23.88	0	0	4	11	60	97	8	
	73	21,390	9.30	199	38	19.09	0	2	1	9	75	102	10	
			NUMERICAL CHANGE PERCENT CHANGE	610+ 2.9+	1,12- 12.0-	19- 9.5-	5+ 13.2+	4,79+ 25.1+	0	2- 300.0+	3+ 22.2+	15- 23.0-	5- 4.9-	2- 20.0-
*****														





WEST VIRGINIA U C R CRIME INDEX REPORT

Table with columns: IDENTIFIER, POPULATION, CRIME RATE, TOTAL OFFEN, TOTAL CLEARED, PERCENT CLEARED, MURDER, RAPE, ROBBERY, FFL ASST, BREAK FWTR, LARCENY THEFT, %V THEFT. Rows include Nitro PD, St Albans PD, South Charleston PD, Chesapeake PD, Harriet PD, East Bank PD, Glasgow PD, Clendenin PD, Cedar Grove PD.

Summary row for LEWIS CTY TOTAL with values for 74 and 73, and numerical/percent changes.

Summary rows for RURAL, SHERIFF, STATE POLICE, MUNICIPAL, and WESTON PD, each with data for years 74 and 73 and percentage changes.

Summary row for LINCOLN CTY TOTAL with values for 74 and 73, and numerical/percent changes.

Summary rows for RURAL, SHERIFF, STATE POLICE, and LOGAN CTY with data for years 74 and 73 and percentage changes.

Summary row for LOGAN CTY TOTAL with values for 74 and 73, and numerical/percent changes.

Summary rows for RURAL and SHERIFF with data for years 74 and 73 and percentage changes.

WEST VIRGINIA U C R CRIME INFOX REPORT

IDENTIFIER	POPULATION	CRIME RATE	TOTAL OFFEN	TOTAL CLEARED	PERCENT CLEARED	MURDER	RAPE	ROBBERY	FEL ASSTLT	BREAK ENTR	LARCENY	V/V TRFET
STATE POLICE 74			509	188	36.93	3	5	8	3	218	189	85
73			1369	1184	86.48	2	3	8	5	122	1163	63
NUMERICAL CHANGE			860+	996-	49.55-	2-	0	0	2-	96+	974-	27+
PERCENT CHANGE			62.8-	64.1-	57.3-	49.0-	.0	.0	47.0-	78.7+	83.7-	34.7+
MUNICIPAL 74	4,348	28.51	124	37	29.83	0	0	2	10	29	75	8
73	4,632	21.80	101	27	26.73	0	0	2	10	5	82	4
NUMERICAL CHANGE	284-	6.71+	23+	10+	3.10+	0	0	2+	0	24+	7-	4+
PERCENT CHANGE	6.1-	30.8+	22.8+	37.0+	11.6+	*	*.0	83.0+	8.5-	109.0+		
LOGAN PD 74	4,102	34.97	124	37	29.83	0	0	2	10	29	75	8
73	3,399	29.71	101	26	25.74	0	0	2	10	5	82	4
NUMERICAL CHANGE	297-	10.26+	23+	11+	4.09+	0	0	2+	0	24+	7-	4+
PERCENT CHANGE	8.7-	34.5+	22.8+	42.3+	15.9+	*	*.0	83.0+	8.5-	109.0+		
HAN PD 74	1,246	.00	0	0	.00	0	0	0	0	0	0	0
73	1,233	.00	0	1	.00	0	0	0	0	0	0	0
NUMERICAL CHANGE	13+	.00	0	1-	.00	0	0	0	0	0	0	0
PERCENT CHANGE	1.1+			*								
*****												
MCDOWELL CTY TOTAL 74	51,704	4.10	212	112	52.83	11	5	5	53	55	70	13
73	52,010	4.07	212	114	53.77	5	3	8	62	76	50	8
NUMERICAL CHANGE	306-	.03+	0	2-	.94-	5+	2+	3-	9-	11-	22+	5+
PERCENT CHANGE	.6-	.7+	.0	1.8-	1.7-	120.0+	66.7+	37.5-	14.5-	27.6+	60.0+	62.5+
*****												
RURAL 74	36,245	5.79	210	112	53.33	11	5	5	53	53	70	13
73	36,730	5.30	195	106	54.35	5	3	9	59	64	48	8
NUMERICAL CHANGE	485-	.49+	15+	6+	1.02-	6+	2+	3-	6-	11-	22+	5+
PERCENT CHANGE	1.3-	9.2+	7.7+	5.7+	1.9-	120.0+	66.7+	37.5-	10.2-	17.2-	45.8+	62.5+
SHERIFF 74			45	45	100.00	1	3	3	12	11	14	1
73			45	42	93.33	2	3	2	14	14	13	0
NUMERICAL CHANGE			0	3+	6.67+	1-	0	1+	2-	3-	4+	1+
PERCENT CHANGE			.0	7.1+	7.1+	50.0+	.0	50.0+	14.3-	21.4-	40.3+	*
STATE POLICE 74			165	67	40.60	13	2	2	41	42	56	12
73			150	64	42.66	3	0	5	45	50	38	8
NUMERICAL CHANGE			15+	3+	2.06-	7+	2+	4-	4-	8-	18+	4+
PERCENT CHANGE			10.0+	4.7+	4.8-	233.3+	*	66.7-	8.9-	15.0-	47.4+	50.0+
MUNICIPAL 74	15,459	.12	2	0	.00	0	0	0	0	2	0	0
73	15,280	1.11	17	8	47.05	0	0	0	3	12	2	0
NUMERICAL CHANGE	179+	-.99-	15-	8-	47.05-	0	0	0	3-	10-	2-	0
PERCENT CHANGE	1.2+	89.2-	88.2-	*	*	*	*	*	83.3-	*		
KEYSTONE PD 74	1,029	.00	0	0	.00	0	0	0	0	0	0	0
73	1,035	.00	0	0	.00	0	0	0	0	0	0	0
NUMERICAL CHANGE	6-	.00	0	0	.00	0	0	0	0	0	0	0
PERCENT CHANGE	.6-											
WAR PD 74	2,046	.00	0	0	.00	0	0	0	0	0	0	0
73	2,058	1.94	4	1	25.00	0	0	0	0	4	0	0
NUMERICAL CHANGE	12-	1.94-	4-	1-	25.00-	0	0	0	0	4-	0	0
PERCENT CHANGE	.6-	.0	*	*	*				*			
WELCH PD 74	4,400	.00	0	0	.00	0	0	0	0	0	0	0
73	4,259	.93	4	4	100.00	0	0	0	0	3	1	0
NUMERICAL CHANGE	141+	-.93-	4-	4-	100.00-	0	0	0	0	3-	1-	0
PERCENT CHANGE	3.3+	.0	*	*	*				*			
ANAWALT PD 74	831	.00	0	0	.00	0	0	0	0	0	0	0
73	822	1.21	1	0	.00	0	0	0	1	0	0	0
NUMERICAL CHANGE	9+	1.21-	1-	0	.00	0	0	0	1-	0	0	0
PERCENT CHANGE	1.1+	.0	*	*	*				*			
GARY PD 74	3,479	.00	0	0	.00	0	0	0	0	0	0	0
73	3,500	1.14	4	0	.00	0	0	0	0	4	0	0
NUMERICAL CHANGE	21-	1.14-	4-	0	.00	0	0	0	0	4-	0	0
PERCENT CHANGE	.6-	.0	*	*	*				*			
NORTH FORK PD 74	750	.00	0	0	.00	0	0	0	0	0	0	0
73	756	1.32	1	1	100.00	0	0	0	0	0	1	0
NUMERICAL CHANGE	6-	1.32-	1-	1-	100.00-	0	0	0	0	0	1-	0
PERCENT CHANGE	.8-	.0	*	*	*				*			
DAVY PD 74	1,013	.00	0	0	.00	0	0	0	0	0	0	0
73	1,019	.00	0	0	.00	0	0	0	0	0	0	0
NUMERICAL CHANGE	6-	.00	0	0	.00	0	0	0	0	0	0	0
PERCENT CHANGE	.6-											
KIMBALL PD 74	981	.00	0	0	.00	0	0	0	0	0	0	0
73	987	3.03	3	2	66.66	0	0	0	2	1	0	0
NUMERICAL CHANGE	9-	3.03-	3-	2-	66.66-	0	0	0	2-	1-	0	0
PERCENT CHANGE	.6-	.0	*	*	*				*			
IEAGER PD 74	930	2.15	2	0	.00	0	0	0	0	2	0	0
73	844	.00	0	0	.00	0	0	0	0	0	0	0
NUMERICAL CHANGE	86+	2.15+	2+	0	.00	0	0	0	0	2+	0	0
PERCENT CHANGE	10.2+	.0	*	*	*				*			
*****												
MARION CTY TOTAL 74	63,473	16.23	1031	209	20.27	5	12	23	53	432	396	93
73	62,402	12.92	807	175	21.68	4	9	30	56	287	328	95
NUMERICAL CHANGE	1,071+	3.31+	224+	34+	1.41-	1+	3+	7-	12+	145+	68+	2+
PERCENT CHANGE	1.7+	25.6+	27.8+	19.4+	6.5-	25.0+	33.3+	23.3-	21.4+	57.5+	20.7+	2.2+
*****												
RURAL 74	30,502	7.99	244	82	33.60	0	6	5	13	96	89	35
73	29,423	6.55	193	45	23.31	2	3	3	17	66	67	35
NUMERICAL CHANGE	1,079+	1.44+	51+	37+	10.29+	2-	3+	2+	4-	30+	22+	0
PERCENT CHANGE	3.7+	22.0+	26.4+	82.2+	44.1+	*	100.0+	66.7+	23.5-	45.5+	32.8+	.0
SHERIFF 74			172	50	29.06	0	4	4	12	76	58	18
73			143	45	31.46	2	3	3	16	51	42	26
NUMERICAL CHANGE			29+	5+	2.40-	2-	1+	1+	4-	25+	16+	8-
PERCENT CHANGE			20.3+	11.1+	7.6-	*	33.3+	33.3+	25.0-	49.0+	38.1+	30.8-
STATE POLICE 74			72	32	44.44	0	2	1	1	20	31	17
73			50	0	.00	0	0	0	1	15	25	9
NUMERICAL CHANGE			22+	32+	44.44+	0	2+	1+	0	5+	6+	8+
PERCENT CHANGE			44.0+	*	*		*	*	.0	33.3+	24.0+	88.9+



WEST VIRGINIA U C R CRIME INDEX REPORT

IDENTIFIER	POPULATION	CRIME RATE	TOTAL OFFEN	PERCENT CLEARED	MURDER	KAPE	ROBBERY	FEL ASSLT	GREAS ENTR	LARCENY THFFT	4/V THFFT	
MUNICIPAL 74	9,764	12.28	120	13	10.83	0	0	3	4	34	72	7
73	9,555	9.52	91	11	12.08	0	0	2	33	48	6	
NUMERICAL CHANGE	209+	2.76+	29+	2+	1.25-	0	0	1+	7+	1+	24+	1+
PERCENT CHANGE	2.2+	29.0+	31.9+	18.2+	10.3-			50.0+	100.3+	3.0+	50.3+	14.7+
POINT PLEASANT PD 74	7,273	14.57	106	13	12.26	0	0	1	3	25	71	7
73	7,023	10.10	71	8	11.26	0	0	1	2	19	45	4
NUMERICAL CHANGE	250+	4.47+	35+	5+	1.00+	0	0	0	1+	6+	25+	3+
PERCENT CHANGE	3.6+	44.3+	49.3+	62.5+	8.9+			.0	50.0+	31.5+	55.6+	75.0+
NEW HAVEN PD 74	1,160	3.44	4	0	.00	0	0	0	0	4	0	0
73	1,179	9.32	11	1	9.09	0	0	1	0	8	0	2
NUMERICAL CHANGE	19-	5.88-	7-	1-	9.09-	0	0	1-	0	4-	0	2-
PERCENT CHANGE	1.6-	63.1-	63.6-	*	*			*	50.0-	*	*	*
MASON PD 74	1,331	7.51	10	0	.00	0	0	2	1	5	2	0
73	1,353	6.65	9	2	22.22	0	0	0	0	6	3	0
NUMERICAL CHANGE	22-	.86+	1+	2-	22.22-	0	0	2+	1+	1-	1-	0
PERCENT CHANGE	1.6-	12.9+	11.1+	*	*			*	*	15.7-	33.3-	
MERCER CTY TOTAL 74	64,278	18.93	1218	318	26.10	12	5	27	70	332	707	65
73	64,591	14.33	926	242	26.13	2	4	25	77	289	492	47
NUMERICAL CHANGE	313-	4.60+	292+	76+	.03-	13+	1+	2+	7-	43+	225+	18+
PERCENT CHANGE	-.5-	32.1+	31.5+	31.4+	-.1-	500.0+	25.0+	8.0+	9.1-	14.9+	46.7+	38.3+
RURAL 74	36,394	9.50	346	91	26.30	9	3	5	27	103	163	36
73	38,151	7.20	275	68	24.72	1	2	11	24	104	112	21
NUMERICAL CHANGE	1,757-	2.30+	71+	23+	1.58+	8+	1+	6-	3+	1-	51+	15+
PERCENT CHANGE	4.6-	31.9+	25.8+	33.8+	6.4+	800.0+	50.0+	54.5-	12.5+	1.0-	45.5+	71.4+
SHERIFF 74			16	7	43.75	0	3	1	1	8	3	0
73			16	3	18.75	0	0	3	0	5	7	1
NUMERICAL CHANGE			0	4+	25.00+	0	3+	2-	1+	3+	4-	1-
PERCENT CHANGE			.0	133.3+	133.3+		*	66.7-	*	63.0+	57.1-	*
STATE POLICE 74			330	84	25.45	9	0	4	26	95	160	36
73			259	65	25.09	1	2	8	24	99	105	20
NUMERICAL CHANGE			71+	19+	.36+	8+	2-	4-	2+	4-	55+	16+
PERCENT CHANGE			27.4+	29.2+	1.4+	800.0+	*	50.0-	8.3+	4.0-	52.4+	80.0+
MUNICIPAL 74	27,484	31.26	872	227	26.03	3	2	22	43	229	544	29
73	26,440	24.62	651	174	26.72	1	2	14	53	185	370	26
NUMERICAL CHANGE	1,444+	6.64+	221+	53+	.69-	2+	0	8+	10-	44+	174+	3+
PERCENT CHANGE	5.5+	27.0+	33.9+	30.5+	2.6-	200.0+	.0	57.1+	18.9-	23.8+	47.0+	11.5+
ATHENS PD 74	983	5.08	5	0	.00	0	0	0	0	3	2	0
73	988	3.03	3	0	.00	0	0	0	0	1	2	0
NUMERICAL CHANGE	5-	2.05+	2+	0	.00	0	0	0	0	2+	0	0
PERCENT CHANGE	-.5-	67.7+	66.7+							200.0+	.0	
BLUEFIELD PD 74	17,500	39.02	683	143	20.93	3	2	20	21	164	457	16
73	16,269	27.10	441	94	21.31	1	1	13	33	130	242	21
NUMERICAL CHANGE	1,231+	11.92+	242+	49+	.38-	2+	1+	7+	12-	34+	215+	5-
PERCENT CHANGE	7.6+	44.0+	54.9+	52.1+	1.8-	200.0+	100.0+	53.8+	36.4-	26.2+	88.8+	23.8-
PRINCETON PD 74	7,376	23.18	171	76	44.44	0	0	2	20	51	85	13
73	7,412	27.79	206	80	38.83	0	1	1	20	53	125	5
NUMERICAL CHANGE	36-	4.61-	35-	4-	5.61+	0	1-	1+	0	2-	41-	8+
PERCENT CHANGE	-.5-	16.6-	17.0-	5.0-	14.4+		*	100.0+	.0	3.8-	32.5-	160.0+
MATOAKA PD 74	800	12.50	10	6	60.00	0	0	0	0	10	0	0
73	421	.00	0	0	.00	0	0	0	0	0	0	0
NUMERICAL CHANGE	179+	12.50+	10+	6+	60.00+	0	0	0	0	10+	0	0
PERCENT CHANGE	28.8+	.0	*	*	*					*		
BRANWELL PD 74	1,225	2.44	3	2	66.65	0	0	0	2	1	0	0
73	1,150	.86	1	0	.00	0	0	0	0	1	0	0
NUMERICAL CHANGE	75+	1.58+	2+	2+	66.66+	0	0	0	2+	0	0	0
PERCENT CHANGE	6.5+	183.7+	200.0+	*	*			*	.0			
MINERAL CTY TOTAL 74	23,941	8.97	215	71	33.02	0	1	1	35	49	115	13
73	23,753	7.36	175	71	40.57	1	0	8	44	37	79	6
NUMERICAL CHANGE	188+	1.61+	40+	0	7.55-	1-	1+	7-	8-	12+	36+	7+
PERCENT CHANGE	.8+	21.9+	22.9+	.0	18.6-	*	*	87.5-	18.2-	32.4+	45.6+	116.7+
RURAL 74	14,149	6.71	95	28	29.47	0	1	1	12	29	43	9
73	14,115	7.36	104	44	42.30	1	0	1	29	28	41	6
NUMERICAL CHANGE	34+	.65-	9-	16-	12.83-	1-	1+	0	17-	1+	2+	5+
PERCENT CHANGE	.2+	8.8-	8.7-	36.4-	30.3-	*	*	.0	58.5-	3.6+	4.9+	125.0+
SHERIFF 74			8	1	12.50	0	0	0	0	1	4	3
73			0	0	.00	0	0	0	0	0	0	0
NUMERICAL CHANGE			8+	1+	12.50+	0	0	0	0	1+	4+	3+
PERCENT CHANGE			*	*	*					*	*	*
STATE POLICE 74			87	27	31.03	0	1	1	12	28	39	6
73			104	44	42.33	1	0	1	29	28	41	4
NUMERICAL CHANGE			17-	17-	11.27-	1-	1+	0	17-	0	2-	2+
PERCENT CHANGE			16.3-	38.6-	26.6-	*	*	.0	58.6-	.0	4.9-	50.0+
MUNICIPAL 74	9,792	12.25	120	43	35.83	0	0	0	24	20	72	4
73	9,638	7.36	71	27	38.02	0	0	7	15	9	38	2
NUMERICAL CHANGE	154+	4.89+	49+	16+	2.19-	0	0	7-	9+	11+	34+	2+
PERCENT CHANGE	1.6+	66.4+	69.0+	59.3+	5.8-			*	63.0+	122.2+	89.5+	100.0+
KEYSER PD 74	6,705	17.30	116	38	32.75	0	0	0	22	18	72	4
73	6,665	10.35	69	27	39.13	0	0	7	15	8	38	1
NUMERICAL CHANGE	40+	6.95+	47+	11+	6.38-	0	0	7-	7+	10+	34+	3+
PERCENT CHANGE	.6+	67.1+	68.1+	40.7+	16.3-			* 45.7+	125.0+	89.5+	300.0+	
PIEDMONT PD 74	1,837	.00	0	0	.00	0	0	0	0	0	0	0
73	1,823	.54	1	0	.00	0	0	0	0	1	0	0
NUMERICAL CHANGE	14+	.54-	1-	0	.00	0	0	0	0	1-	0	0
PERCENT CHANGE	.8+	.0	*	*	*					*		
RIDGELEY PD 74	1,250	3.20	4	5	125.00	0	0	0	2	2	0	0
73	1,150	.86	1	0	.00	0	0	0	0	0	0	1-
NUMERICAL CHANGE	100+	2.34+	3+	5+	125.00+	0	0	0	2+	2+	0	1-
PERCENT CHANGE	8.7+	272.1+	300.0+	*	*			*	*	*	*	*

WEST VIRGINIA U C R CRIME INDEX REPIRI

IDENTIFIER		POPULATION	CRIME RATE	TOTAL OFFEN	TOTAL CLEARED	PERCENT CLEARED	MURDER	RAPE	ROBBERY	FFL ASSLT	BREAK ENTER	LARCENY THEFT	4/V THEFT	
<b>***** MINGO CTY TOTAL *****</b>		74	34,200	8.65	290	44	14.86	5	2	12	10	113	105	49
	73	33,954	11.29	379	75	19.78	3	3	4	11	169	143	46	
	NUMERICAL CHANGE	666+	2.64+	83-	31-	4.92-	2+	1-	2+	1-	56-	37-	2+	
	PERCENT CHANGE	1.9+	23.4-	21.9-	41.3-	24.9-	66.7+	33.3-	200.0+	9.1-	33.1-	25.9-	4.3+	
<b>***** RURAL *****</b>		74	25,435	7.82	199	25	12.56	4	2	5	9	67	77	35
	73	24,754	6.62	164	29	17.69	3	3	1	7	58	58	34	
	NUMERICAL CHANGE	681+	1.20+	35+	4-	5.12-	1+	1-	4+	2+	9+	19+	1+	
	PERCENT CHANGE	2.8+	18.1+	21.3+	13.8-	29.0-	33.3+	33.3-	400.0+	28.6+	15.5+	32.8+	2.9+	
<b>***** SHERIFF *****</b>		74	0	0	0	.00	0	0	0	0	0	0	0	0
	73	23	12	52.17	1	1	0	3	13	2	3			
	NUMERICAL CHANGE	23-	12-	52.17-	1-	1-	0	3-	13-	2-	3-			
	PERCENT CHANGE	*	*	*	*	*	*	*	*	*	*			
<b>***** STATE POLICE *****</b>		74	199	25	12.56	4	2	5	9	67	77	35		
	73	141	17	12.05	2	2	1	4	45	56	31			
	NUMERICAL CHANGE	58+	8+	.51+	2+	0	4+	5+	22+	21+	4+			
	PERCENT CHANGE	41.1+	47.1+	4.2+	100.0+	.0	400.0+	125.0+	48.9+	37.5+	12.9+			
<b>***** MUNICIPAL *****</b>		74	8,765	11.06	97	19	19.58	1	0	7	1	46	29	13
	73	8,800	24.43	215	46	21.39	0	0	3	4	111	85	12	
	NUMERICAL CHANGE	35-	13.37-	118-	27-	1.81-	1+	0	4+	3-	65-	56-	1+	
	PERCENT CHANGE	.4-	54.7-	54.9-	58.7-	8.5-	*		133.3+	75.0-	58.6-	65.9-	8.3+	
<b>***** GILBERT PD *****</b>		74	822	1.21	1	1	100.00	0	0	0	0	1	0	
	73	806	11.16	9	3	33.33	0	0	0	1	7	1	0	
	NUMERICAL CHANGE	16+	9.95-	8-	2-	66.67+	0	0	0	1-	7-	0	0	
	PERCENT CHANGE	2.0+	89.2-	88.9-	66.7-	200.0+				*	*	.0		
<b>***** WILLIAMSON PD *****</b>		74	5,598	16.61	93	18	19.35	1	0	7	1	44	27	13
	73	5,644	36.31	205	43	20.97	0	0	3	3	103	84	12	
	NUMERICAL CHANGE	46-	19.70-	112-	25-	1.62-	1+	0	4+	2-	59-	57-	1+	
	PERCENT CHANGE	.8-	54.3-	54.6-	58.1-	7.7-	*		133.3+	65.7-	57.3-	67.9-	8.3+	
<b>***** KERMIT PD *****</b>		74	755	.00	0	0	.00	0	0	0	0	0	0	
	73	741	.00	0	0	.00	0	0	0	0	0	0		
	NUMERICAL CHANGE	14+	.00	0	0	.00	0	0	0	0	0	0		
	PERCENT CHANGE	1.9+												
<b>***** DELBARTON PD *****</b>		74	903	3.32	3	0	.00	0	0	0	0	2	1	0
	73	935	.00	0	0	.00	0	0	0	0	0	0	0	
	NUMERICAL CHANGE	32-	3.32+	3+	0	.00	0	0	0	0	2+	1+	0	
	PERCENT CHANGE	3.4-	.0	*							*	*		
<b>***** MATEMAN PD *****</b>		74	687	.00	0	0	.00	0	0	0	0	0	0	
	73	674	1.44	1	0	.00	0	0	0	0	1	0	0	
	NUMERICAL CHANGE	13+	1.44-	1-	0	.00	0	0	0	0	1-	0	0	
	PERCENT CHANGE	1.9+	.0	*							*			
<b>***** MONONGALIA CTY TOTAL *****</b>		74	65,405	14.65	960	153	15.93	2	4	22	22	310	495	134
	73	65,372	6.86	449	77	17.14	1	3	6	17	163	172	87	
	NUMERICAL CHANGE	113+	7.79+	511+	76+	1.21-	1+	1+	16+	5+	147+	324+	17+	
	PERCENT CHANGE	.2+	113.6+	113.8+	98.7+	7.1-	100.0+	33.3+	266.7+	29.4+	90.2+	188.4+	19.5+	
<b>***** RURAL *****</b>		74	26,723	11.22	300	23	7.66	1	3	7	12	132	113	32
	73	32,832	8.58	282	14	4.96	1	2	2	14	125	112	26	
	NUMERICAL CHANGE	6,109-	2.64+	18+	9+	2.70+	0	1+	5+	2-	7+	1+	6+	
	PERCENT CHANGE	18.6-	30.8+	6.4+	64.3+	54.4+	.0	50.0+	250.0+	14.3-	5.6+	.9+	23.1+	
<b>***** SHERIFF *****</b>		74	149	2	1.34	1	0	4	0	73	71	0		
	73	133	3	2.25	0	0	1	0	79	51	2			
	NUMERICAL CHANGE	16+	1-	.91-	1+	0	3+	0	6-	20+	2-			
	PERCENT CHANGE	12.0+	33.3-	40.4-	*		300.0+		7.6-	39.2+	*			
<b>***** STATE POLICE *****</b>		74	151	21	13.90	0	3	3	12	59	42	32		
	73	149	11	7.38	1	2	1	14	46	61	24			
	NUMERICAL CHANGE	2+	10+	6.52+	1-	1+	2+	2-	13+	19-	8+			
	PERCENT CHANGE	1.3+	90.9+	88.3+	*	50.0+	200.0+	14.3-	28.3+	31.1-	33.3+			
<b>***** MUNICIPAL *****</b>		74	38,762	17.02	660	130	19.69	1	1	15	10	178	383	72
	73	32,540	5.13	167	63	37.72	0	1	4	3	38	60	61	
	NUMERICAL CHANGE	6,222+	11.89+	493+	67+	18.03-	1+	0	11+	7+	140+	323+	11+	
	PERCENT CHANGE	19.1+	231.8+	295.2+	106.3+	47.8-	*	.0	275.0+	233.3+	353.4+	538.3+	18.0+	
<b>***** MORGANTOWN PD *****</b>		74	32,168	18.86	607	100	16.47	1	1	13	7	164	350	71
	73	31,256	5.27	165	61	36.96	0	1	4	3	38	58	61	
	NUMERICAL CHANGE	912+	13.59+	442+	39+	20.49-	1+	0	9+	4+	126+	292+	10+	
	PERCENT CHANGE	2.9+	257.9+	267.9+	63.9+	55.4-	*	.0	225.3+	133.3+	331.6+	503.4+	16.4+	
<b>***** STAR CITY PD *****</b>		74	1,286	23.32	30	28	93.33	0	0	0	0	3	27	0
	73	1,284	1.55	2	2	100.00	0	0	0	0	0	0	0	
	NUMERICAL CHANGE	2+	21.77+	28+	26+	6.67-	0	0	0	0	3+	25+	0	
	PERCENT CHANGE	.2+	1404.5+	1400.0+	1300.0+	6.7-					* 1250.0+			
<b>***** WESTOVER PD *****</b>		74	4,986	4.21	21	1	4.76	0	0	2	1	11	6	1
	73	0	.00	0	0	.00	0	0	0	0	0	0	0	
	NUMERICAL CHANGE	4,986+	4.21+	21+	1+	4.76+	0	0	2+	1+	11+	6+	1+	
	PERCENT CHANGE	.0	.0	*	*	*			*	*	*	*	*	
<b>***** OSAGE PD *****</b>		74	322	6.21	2	1	50.00	0	0	0	2	0	0	0
	73	0	.00	0	0	.00	0	0	0	0	0	0	0	
	NUMERICAL CHANGE	322+	6.21+	2+	1+	50.00+	0	0	0	2+	0	0	0	
	PERCENT CHANGE	.0	.0	*	*	*			*	*				
<b>***** MONROE CTY *****</b>		74	11,970	4.67	56	8	14.28	0	0	0	0	48	6	2
	73	11,532	4.42	51	11	21.56	0	1	0	2	31	16	1	
	NUMERICAL CHANGE	438+	.25+	5+	3-	7.28-	0	1-	0	2-	17+	10-	1+	
	PERCENT CHANGE	3.8+	5.7+	9.8+	27.3-	33.8-			*	*	54.8+	62.5-	100.0+	
<b>***** RURAL *****</b>		74	11,369	4.92	56	8	14.28	0	0	0	0	48	6	2
	73	10,953	4.65	51	11	21.56	0	1	0	2	31	16	1	
	NUMERICAL CHANGE	416+	.27+	5+	3-	7.28-	0	1-	0	2-	17+	10-	1+	
	PERCENT CHANGE	3.8+	5.8+	9.8+	27.3-	33.8-			*	*	54.8+	62.5-	100.0+	
<b>***** SHERIFF *****</b>		74	26	6	23.07	0	0	0	0	0	24	2	0	
	73	23	4	17.39	0	0	0	0	0	14	9	0		
	NUMERICAL CHANGE	3+	2+	5.68+	0	0	0	0	0	10+	7-	0		
	PERCENT CHANGE	13.0+	50.0+	32.7+					71.4+	77.8-				

WEST VIRGINIA U C R CRIME INDFX REPORT

IDENTIFIER		POPULATION	CRIME RATE	TOTAL OFFEN	TOTAL CLEARED	PERCENT CLEARED	MURDR	*APE	ROBBERY	FLL ASFLT	31KAC ENTFR	LANCFVY THFFT	%/V THFFT
STATE POLICE	74			30	2	6.66	0	0	0	0	24	4	2
	73			28	7	25.00	0	1	0	2	17	7	1
				7.1+	71.4-	73.4-	0	1-	0	2-	7+	3-	1+
								*		*	41.2+	42.9-	100.0+
MUNICIPAL	74	601	.00	0	0	.00	0	0	0	0	0	0	0
	73	579	.00	0	0	.00	0	0	0	0	0	0	0
		22+	.00	0	0	.00	0	0	0	0	0	0	0
		3.8+											
UNION PD	74	601	.00	0	0	.00	0	0	0	0	0	0	0
	73	579	.00	0	0	.00	0	0	0	0	0	0	0
		22+	.00	0	0	.00	0	0	0	0	0	0	0
		3.8+											
MORGAN CTY	TOTAL	74	8,450	20.47	173	21	12.13	0	0	0	2	117	51
	73		8,693	17.82	155	15	9.67	0	0	0	3	99	52
			243-	2.65+	18+	6+	2.45+	0	0	1-	18+	1-	2+
			2.8-	14.9+	11.6+	40.0+	25.4+	0	0	33.3-	18.2+	1.9-	200.0+
RURAL	74	6,627	24.89	165	21	12.72	0	0	0	0	112	50	3
	73	6,818	21.26	145	13	8.96	0	0	0	1	92	51	1
		191-	3.63+	20+	8+	3.76+	0	0	0	1-	20+	1-	2+
		2.8-	17.1+	13.8+	61.5+	42.0+	0	0	0	*	21.7+	2.0-	200.0+
SHERIFF	74			129	10	7.75	0	0	0	0	88	40	1
	73			107	4	3.73	0	0	0	0	68	39	0
				22+	6+	4.02+	0	0	0	0	20+	1+	1+
				20.6+	150.0+	107.8+					29.4+	2.6+	*
STATE POLICE	74			36	11	30.55	0	0	0	0	24	10	2
	73			38	9	23.68	0	0	0	1	24	12	1
				2-	2+	6.87+	0	0	0	1-	0	2-	1+
				5.3-	22.2+	29.0+				*	.0	16.7-	100.0+
MUNICIPAL	74	1,823	4.38	8	0	.00	0	0	0	2	5	1	0
	73	1,875	5.33	10	2	20.00	0	0	0	2	7	1	0
		52-	-.95-	2-	2-	20.00-	0	0	0	.0	2-	0	0
		2.8-	17.8-	20.0-	*	*					29.6-	.0	
BERKELEY SPRINGS PD	74	1,125	.00	0	0	.00	0	0	0	0	0	0	0
	73	1,157	.00	0	0	.00	0	0	0	0	0	0	0
		32-	.00	0	0	.00	0	0	0	0	0	0	0
		2.8-											
PAN-PAN PD	74	698	11.46	8	0	.00	0	0	0	2	5	1	0
	73	718	13.92	10	2	20.00	0	0	0	2	7	1	0
		20-	2.46-	2-	2-	20.00-	0	0	0	0	2-	0	0
		2.8-	17.7-	20.0-	*	*				.0	28.6-	.0	
NICHOLAS CTY	TOTAL	74	23,438	7.42	174	91	52.29	2	5	2	22	62	68
	73		23,088	6.10	141	71	50.35	1	3	0	14	39	76
			350+	1.32+	33+	20+	1.94+	1+	2+	2+	8+	23+	8-
			1.5+	21.6+	23.4+	28.2+	3.9+	100.3+	66.7+	*	57.1+	59.0+	10.5-
													62.5+
RURAL	74	16,776	6.79	114	55	48.24	1	5	2	7	50	38	11
	73	16,796	4.58	77	38	49.35	1	2	0	9	22	36	7
		20-	2.21+	37+	17+	1.11-	0	3+	2+	2-	28+	2+	4+
		.1-	48.3+	48.1+	44.7+	2.2-	.0	150.0+	*	22.2-	127.3+	5.6+	57.1+
SHERIFF	74			12	9	75.00	0	2	0	2	7	1	0
	73			13	11	84.61	0	0	0	2	4	5	0
				1-	2-	9.61-	0	2+	0	2-	3+	4-	0
				7.7-	18.2-	11.4-		*		50.0-	75.0-	80.0-	
STATE POLICE	74			102	46	45.09	1	3	2	5	43	37	11
	73			64	27	42.18	1	2	0	5	18	31	7
				38+	19+	2.91+	0	1+	2+	0	25+	4+	4+
				59.4+	70.4+	6.9+	.0	50.0+	*	.0	138.9+	19.4+	57.1+
MUNICIPAL	74	6,662	9.00	60	36	60.00	1	0	0	15	12	30	2
	73	6,292	10.17	64	33	51.56	0	1	0	5	17	40	1
		370+	1.17-	4-	3+	8.44+	1+	1-	0	10+	5-	10-	1+
		5.9+	11.5-	6.3-	9.1+	16.4+	*	*		200.0+	29.4-	25.0-	100.0+
RICHMOND PD	74	3,862	4.66	18	11	61.11	0	0	0	7	4	7	0
	73	3,805	7.88	30	11	36.66	0	0	0	2	12	16	0
		57+	3.22-	12-	0	24.43+	0	0	0	5+	8-	9-	0
		1.5+	40.9-	40.0-	.0	66.7+				250.0+	66.7-	56.3-	
SUMMERSVILLE PD	74	2,800	14.99	42	25	59.52	1	0	0	8	8	23	2
	73	2,487	13.67	34	22	64.70	0	1	0	3	5	24	1
		313+	1.32+	8+	3+	5.18-	1+	1-	0	5+	3+	1-	1+
		12.6+	9.7+	23.5+	13.6+	8.0-	*	*		166.7+	60.0+	4.2-	100.0+
ONIO CTY	TOTAL	74	63,674	28.68	1827	352	19.26	2	10	46	29	437	1228
	73		65,203	19.13	1248	169	13.54	7	9	52	26	276	810
			1,529+	9.55+	579+	183+	5.72+	5-	1+	6-	3+	151+	418+
			2.3-	49.9+	46.4+	108.3+	42.2+	71.4-	11.1+	11.5-	11.5+	58.3+	51.5+
													10.3+
RURAL	74	16,500	10.48	173	43	24.85	0	1	5	11	63	83	10
	73	17,485	6.00	105	23	21.90	4	4	2	2	41	47	5
		985-	4.48+	68+	20+	2.95+	4-	3-	3+	9+	22+	36+	5+
		5.6-	74.7+	64.8+	87.0+	13.5+	*	75.0-	150.0+	450.0+	53.7+	76.6+	100.0+
SHERIFF	74			139	35	25.17	0	1	2	9	53	68	6
	73			64	5	7.81	0	4	0	0	31	28	1
				75+	30+	17.36+	0	3-	2+	9+	22+	40+	5+
				117.2+	600.0+	222.3+		75.0-	*	*	71.0+	142.9+	500.0+
STATE POLICE	74			34	8	23.52	0	0	3	2	10	15	4
	73			41	18	43.90	4	0	2	2	10	19	4
				7-	10-	20.38-	4-	0	1+	0	0	4-	0
				17.1-	55.6-	46.4-		*	50.0+	.0	.0	21.1-	.0
MUNICIPAL	74	47,174	35.04	1654	309	18.68	2	9	41	18	374	1145	65
	73	47,718	23.94	1143	146	12.77	3	5	50	24	235	763	63
		544-	11.10+	511+	163+	5.91+	1-	4+	9-	6-	139+	382+	2+
		1.1-	46.4+	44.7+	111.6+	46.3+	33.3-	80.0+	18.0-	25.0-	59.1+	50.1+	3.2+

WEST VIRGINIA U C R CRIME INDEX REPORT

IDENTIFIER	POPULATION	CRIME RATE	TOTAL	TOTAL	PERCENT	MURDER	RAPE	ROBBERY	FEL ASULT	BREAK ENTFR	LARCENY THFT	V/V THFT		
WHEELING PD	74 73	46,598 47,128	35.45 24.24	1652 1143	307 146	18.58 12.77	2 3	9 5	41 50	18 24	372 215	1145 763	65 63	
		NUMERICAL CHANGE	11.21+	509+	161+	5.81+	1-	4+	9-	6-	137+	382+	2+	
		PERCENT CHANGE	1.1-	46.2+	44.5+	110.3+	45.5+	33.3-	80.0+	18.0-	25.0-	58.3+	50.1+	3.7+
TRIADELPHIA PD	74 73	576 590	3.47 .00	2 0	2 0	100.00 .00	0 0	0 0	0 0	0 0	2 0	0 0	0 0	
		NUMERICAL CHANGE	14-	3.47+	2+	2+	100.00+	0	0	0	2+	0	0	
		PERCENT CHANGE	2.4-	.0	*	*	*	*	*	*	*	*	*	
PENDLETON CTY TOTAL	74 73	7,142 7,036	3.74 4.12	27 29	14 11	51.85 37.93	0 1	0 0	1 1	2 1	12 11	12 15	7 0	
		NUMERICAL CHANGE	106+	-34-	2-	3+	13.92+	1-	0	0	1+	1+	3-	
		PERCENT CHANGE	1.5+	8.3-	6.9-	27.3+	36.7+	*	.0	100.0+	9.1+	20.3-	0	
RURAL	74 73	6,437 6,341	3.10 3.94	20 25	13 8	65.00 32.00	0 1	0 0	1 1	2 1	8 9	9 13	0 0	
		NUMERICAL CHANGE	96+	.84-	5-	5+	33.00+	1-	0	0	1+	1-	4-	
		PERCENT CHANGE	1.5+	21.3-	20.0-	62.5+	103.1+	*	.0	100.0+	11.1-	30.3-	0	
SHERIFF	74 73			0 0	0 0	.03 .00	0 0	0 0	0 0	0 0	0 0	0 0	0 0	
		NUMERICAL CHANGE		0	0	.00	0	0	0	0	0	0	0	
		PERCENT CHANGE												
STATE POLICE	74 73			20 25	13 8	65.00 32.00	0 1	0 0	1 1	2 1	8 9	9 13	0 0	
		NUMERICAL CHANGE		5-	5+	33.00+	1-	0	0	1+	1-	4-	0	
		PERCENT CHANGE		20.0-	62.5+	103.1+	*	.0	100.0+	11.1-	30.8-	0		
MUNICIPAL	74 73	705 695	9.92 5.75	7 4	1 3	14.28 75.00	0 0	0 0	0 0	0 0	4 2	3 2	0 0	
		NUMERICAL CHANGE	10+	4.17+	3+	2-	60.72-	0	0	0	2+	1+	0	
		PERCENT CHANGE	1.4+	72.5+	75.0+	66.7-	81.0-				100.0+	50.0+		
FRANKLIN PD	74 73	705 695	9.92 5.75	7 4	1 3	14.28 75.00	0 0	0 0	0 0	0 0	4 2	3 2	0 0	
		NUMERICAL CHANGE	10+	4.17+	3+	2-	60.72-	0	0	0	2+	1+	0	
		PERCENT CHANGE	1.4+	72.5+	75.0+	66.7-	81.0-				100.0+	50.0+		
PLEASANTS CTY TOTAL	74 73	7,746 7,419	12.00 6.33	43 47	8 7	4.60 14.89	0 0	0 0	2 2	0 1	54 21	32 21	5 2	
		NUMERICAL CHANGE	327+	5.67+	46+	1+	6.29-	0	0	1-	33+	11+	3+	
		PERCENT CHANGE	4.4+	89.6+	97.9+	14.3+	42.2-	.0	*	157.1+	52.4+	150.0+	0	
RURAL	74 73	5,245 5,024	8.96 4.97	47 25	7 5	14.89 20.00	0 0	0 0	2 1	0 1	34 10	9 11	2 0	
		NUMERICAL CHANGE	221+	3.99+	22+	2+	5.11-	0	0	1+	1-	24+	2-	
		PERCENT CHANGE	4.4+	80.3+	88.0+	40.0+	25.6-			100.0+	* 240.0+	18.2-	.9	
SHERIFF	74 73			6 1	0 0	.00 .00	0 0	0 0	0 0	0 0	6 1	0 0	0 0	
		NUMERICAL CHANGE		5+	0	.00	0	0	0	0	5+	0	0	
		PERCENT CHANGE		500.0+							500.0+			
STATE POLICE	74 73			41 24	7 5	17.07 20.83	0 0	0 0	2 1	0 1	28 9	9 11	2 2	
		NUMERICAL CHANGE		17+	2+	3.76-	0	0	1+	1-	19+	2-	0	
		PERCENT CHANGE		70.8+	40.0+	18.1-			100.0+	*	211.1+	18.2-	.0	
MUNICIPAL	74 73	2,501 2,395	18.39 9.18	46 22	1 2	2.17 9.09	0 0	0 0	0 1	0 0	20 11	23 10	3 0	
		NUMERICAL CHANGE	106+	9.21+	24+	1-	6.92-	0	0	1-	9+	13+	3+	
		PERCENT CHANGE	4.4+	100.3+	109.1+	50.0-	76.1-			*	81.8+	130.0+	*	
ST MARYS PD	74 73	2,501 2,395	18.39 9.18	46 22	1 2	2.17 9.09	0 0	0 0	0 1	0 0	20 11	23 10	3 0	
		NUMERICAL CHANGE	106+	9.21+	24+	1-	6.92-	0	0	1-	9+	13+	3+	
		PERCENT CHANGE	4.4+	100.3+	109.1+	50.0-	76.1-			*	81.8+	130.0+	*	
POCANONTAS CTY TOTAL	74 73	8,953 8,971	9.04 6.01	81 54	22 7	27.16 12.96	0 4	2 0	0 0	0 0	48 19	25 27	6 4	
		NUMERICAL CHANGE	18-	3.03+	27+	15+	14.20+	4-	2+	0	29+	2-	2+	
		PERCENT CHANGE	.2-	50.4+	50.0+	214.3+	109.6+	*	*		152.6+	7.4-	50.0+	
RURAL	74 73	7,655 7,670	9.14 6.51	70 50	20 5	28.57 10.00	0 4	2 0	0 0	0 0	41 18	21 25	6 3	
		NUMERICAL CHANGE	15-	2.63+	20+	15+	18.57+	4-	2+	0	23+	4-	3+	
		PERCENT CHANGE	.2-	40.4+	40.0+	300.0+	185.7+	*	*		127.8+	16.0-	100.0+	
SHERIFF	74 73			22 19	11 1	50.00 5.26	0 0	0 0	0 0	0 0	18 11	4 7	0 1	
		NUMERICAL CHANGE		3+	10+	46.74+	0	0	0	0	7+	3-	1-	
		PERCENT CHANGE		15.8+	1000.0+	850.6+					53.6+	42.9-	*	
STATE POLICE	74 73			48 31	9 4	18.75 12.90	0 0	2 0	0 0	0 0	23 7	17 18	6 2	
		NUMERICAL CHANGE		17+	5+	5.85+	4-	2+	0	0	16+	1-	4+	
		PERCENT CHANGE		54.8+	125.0+	45.3+	*	*			228.0+	5.6-	200.0+	
MUNICIPAL	74 73	1,298 1,301	8.47 3.07	11 4	2 2	18.18 50.00	0 0	0 0	0 0	0 0	7 1	4 2	0 1	
		NUMERICAL CHANGE	3-	5.40+	7+	0	31.82-	0	0	0	6+	2+	1-	
		PERCENT CHANGE	.2-	175.9+	175.0+	.0	63.6-				500.0+	100.0+	*	
MARLINTON PD	74 73	1,298 1,301	8.47 3.07	11 4	2 2	18.18 50.00	0 0	0 0	0 0	0 0	7 1	4 2	0 1	
		NUMERICAL CHANGE	3-	5.40+	7+	0	31.82-	0	0	0	6+	2+	1-	
		PERCENT CHANGE	.2-	175.9+	175.0+	.0	63.6-				500.0+	100.0+	*	
PRESTON CTY TOTAL	74 73	26,254 26,038	9.59 9.17	252 239	39 44	15.47 18.41	3 0	4 0	4 4	3 7	86 93	143 110	13 25	
		NUMERICAL CHANGE	216+	.42+	13+	5-	2.96-	3+	0	0	4-	7-	33+	
		PERCENT CHANGE	.8+	4.6+	5.4+	11.4-	16.0-	*	.0	57.1-	7.5-	30.0+	68.0-	
RURAL	74 73	19,501 19,342	9.94 10.28	194 199	32 39	16.49 19.59	3 0	0 0	3 4	3 7	76 81	96 86	13 21	
		NUMERICAL CHANGE	159+	-.34-	5-	7-	3.10-	3+	0	1-	4-	5-	10+	
		PERCENT CHANGE	.8+	3.3-	2.5-	17.9-	15.8-	*	25.0-	57.1-	6.2-	11.5+	38.1-	

WEST VIRGINIA U C R CRIME INDEX REPORT

IDENTIFIER	POPULATION	CRIME RATE	TOTAL OFFEN	TOTAL CLEARED	PERCENT CLEARED	MURDER	RAPE	ROBBERY	FEL ASHLT	TRFAC ENTER	LARCNY THEFT	M/V THEFT
SHERIFF 74			121	22	19.18	2	0	1	2	50	56	10
NUMERICAL CHANGE			148	17	11.48	0	0	2	5	60	62	19
PERCENT CHANGE			18.2-	29.4+	58.4+	0	0	1-	3-	10-	6-	7-
STATE POLICE 74			73	10	13.69	1	0	2	1	26	40	3
NUMERICAL CHANGE			51	22	43.13	0	0	2	2	21	24	2
PERCENT CHANGE			22+	12-	29.4+	1+	0	0	1-	5+	16+	1+
MUNICIPAL 74	6,753	8.58	58	7	12.06	0	0	1	0	10	47	0
NUMERICAL CHANGE	6,696	5.97	40	5	12.50	0	0	0	0	12	24	4
PERCENT CHANGE	.9+	43.7+	45.0+	40.0+	3.5-	0	0	1+	0	2-	23+	4-
KINGWOOD PD 74	2,630	14.44	38	7	18.42	0	0	1	0	8	29	0
NUMERICAL CHANGE	2,608	13.03	34	3	8.82	0	0	0	0	9	22	0
PERCENT CHANGE	.8+	10.8+	11.8+	13.3+	108.8+	0	0	1+	0	1-	7+	3-
TERRA ALTA PD 74	1,521	.65	1	0	.00	0	0	0	0	0	1	0
NUMERICAL CHANGE	1,508	.66	1	0	.00	0	0	0	0	0	0	1
PERCENT CHANGE	.9+	1.5-	.0	0	.00	0	0	0	0	0	1+	1-
ROWLESBURG PD 74	855	.00	0	0	.00	0	0	0	0	0	0	0
NUMERICAL CHANGE	848	.00	0	0	.00	0	0	0	0	0	0	0
PERCENT CHANGE	.8+	.00	0	0	.00	0	0	0	0	0	0	0
MASONTOWN PD 74	896	17.85	16	0	.00	0	0	0	0	1	15	0
NUMERICAL CHANGE	884	5.63	5	2	40.00	0	0	0	0	3	2	0
PERCENT CHANGE	.9+	217.1+	220.0+	2-	40.00-	0	0	0	0	2-	13+	0
NEWBURG PD 74	471	.00	0	0	.00	0	0	0	0	0	0	0
NUMERICAL CHANGE	467	.00	0	0	.00	0	0	0	0	0	0	0
PERCENT CHANGE	.9+	.00	0	0	.00	0	0	0	0	0	0	0
TUNNELTON PD 74	380	7.89	3	0	.00	0	0	0	0	1	2	0
NUMERICAL CHANGE	377	.00	0	0	.00	0	0	0	0	0	0	0
PERCENT CHANGE	.8+	7.89+	3+	0	.00	0	0	0	0	1+	2+	0
*****												
PUTNAM CTY TOTAL 74	27,111	9.47	257	81	31.51	1	1	3	2	101	142	7
NUMERICAL CHANGE	26,973	7.22	195	42	21.53	0	1	0	6	75	102	11
PERCENT CHANGE	.5+	31.2+	31.8+	92.9+	46.4+	1+	0	3+	4-	26+	40+	4-
*****												
RURAL 74	23,514	9.99	235	78	33.19	1	1	3	2	95	126	7
NUMERICAL CHANGE	23,394	7.90	185	37	20.00	0	1	0	6	72	95	11
PERCENT CHANGE	.5+	26.5+	27.0+	110.8+	66.0+	0	0	3+	4-	23+	31+	4-
SHERIFF 74			71	35	49.29	0	0	2	1	31	34	3
NUMERICAL CHANGE			74	15	20.27	0	1	0	4	35	32	2
PERCENT CHANGE			4.1-	133.3+	143.2+	0	1-	2+	3-	4-	2+	1+
STATE POLICE 74			164	43	26.21	1	1	1	1	64	92	4
NUMERICAL CHANGE			111	22	19.81	0	0	0	2	37	63	9
PERCENT CHANGE			47.7+	95.5+	32.3+	0	0	0	1+	27+	29+	5-
MUNICIPAL 74	3,597	6.11	22	3	13.63	0	0	0	0	6	16	0
NUMERICAL CHANGE	3,579	2.79	10	5	50.00	0	0	0	0	3	7	0
PERCENT CHANGE	.5+	119.0+	120.0+	40.0-	72.7-	0	0	0	0	3+	9+	0
HURRICANE PD 74	3,597	6.11	22	3	13.63	0	0	0	0	6	16	0
NUMERICAL CHANGE	3,579	2.79	10	5	50.00	0	0	0	0	3	7	0
PERCENT CHANGE	.5+	119.0+	120.0+	40.0-	72.7-	0	0	0	0	3+	9+	0
*****												
RALEIGH CTY TOTAL 74	73,935	15.16	1122	476	42.42	6	9	21	47	306	672	61
NUMERICAL CHANGE	71,383	12.46	890	447	50.22	7	5	16	74	211	529	48
PERCENT CHANGE	3.6+	21.7+	26.1+	6.5+	15.5-	14.3-	80.0+	31.3+	36.5-	45.0+	27.0+	27.1+
*****												
RURAL 74	50,930	6.26	319	134	42.00	5	6	2	22	139	117	28
NUMERICAL CHANGE	48,612	5.49	267	168	62.92	5	4	1	36	109	92	19
PERCENT CHANGE	4.8+	14.0+	19.5+	20.2-	33.2-	16.7-	53.0+	100.0+	38.9-	27.5+	27.2+	47.4+
SHERIFF 74			62	44	70.96	2	3	0	3	37	12	5
NUMERICAL CHANGE			29	18	62.05	0	0	0	8	16	2	3
PERCENT CHANGE			113.8+	144.4+	14.3+	0	0	0	5-	21+	10+	2+
STATE POLICE 74			257	90	35.01	3	3	2	19	102	105	23
NUMERICAL CHANGE			238	150	63.02	6	4	1	28	93	90	16
PERCENT CHANGE			8.0+	40.0-	44.4-	3-	1-	1+	9-	9+	15+	7+
MUNICIPAL 74	23,005	34.89	803	342	42.59	1	3	19	25	167	555	33
NUMERICAL CHANGE	22,771	27.35	623	279	44.78	1	1	15	38	102	437	29
PERCENT CHANGE	1.0+	27.6+	28.9+	22.6+	4.9-	0	2+	4+	13-	65+	118+	4+
BECKLEY PD 74	20,302	39.25	797	339	42.53	1	3	19	25	162	554	33
NUMERICAL CHANGE	20,162	30.44	614	272	44.29	1	1	14	36	97	436	29
PERCENT CHANGE	.7+	28.9+	29.8+	24.6+	4.0-	0	2+	5+	11-	65+	118+	4+
MASCOTT PD 74	1,325	3.77	5	3	60.00	0	0	0	0	5	0	0
NUMERICAL CHANGE	1,279	2.34	3	2	66.66	0	0	0	2	0	1	0
PERCENT CHANGE	3.6+	61.1+	66.7+	50.0+	10.0-	0	0	0	2-	5+	1-	0





WEST VIRGINIA UCR CRIME INDEX REPORT


IDENTIFIER		POPULATION	CRIME RATE	TOTAL OFFEN	TOTAL CLEARED	PERCENT CLEARED	MURDER	PAPE ROBBERY	F-L ASSLT	BREAK ENTER	LARCENY THEFT	M/V THEFT
STATE POLICE 74				26	8	28.57	0	1	1	0	11	13
73				23	7	30.43	1	0	0	3	12	4
NUMERICAL CHANGE				5+	1+	1.86-	1-	1+	1+	3-	1-	7+
PERCENT CHANGE				21.7+	14.3+	6.1-	*	*	*	*	9.3-	116.7+
MUNICIPAL 74		4,799	1.45	7	5	71.42	0	0	1	0	3	2
73		4,729	4.22	20	8	40.00	0	0	0	1	13	5
NUMERICAL CHANGE		70+	2.77-	13-	3-	31.42+	0	0	1+	1-	10-	3-
PERCENT CHANGE		1.5+	65.6-	65.0-	37.5-	78.6+	*	*	*	*	75.3-	60.3-
HINTON PD 74		4,799	1.45	7	5	71.42	0	0	1	0	3	2
73		4,729	4.22	20	8	40.00	0	0	0	1	13	5
NUMERICAL CHANGE		70+	2.77-	13-	3-	31.42+	0	0	1+	1-	10-	3-
PERCENT CHANGE		1.5+	65.6-	65.0-	37.5-	78.6+	*	*	*	*	76.9-	60.0-
TAYLOR CTY TOTAL 74		14,787	4.59	68	12	17.64	0	0	2	4	50	9
73		14,045	4.84	68	12	55.88	0	1	0	0	53	7
NUMERICAL CHANGE		742+	-.25-	0	26-	38.24-	0	1-	2+	4+	3-	2+
PERCENT CHANGE		5.3+	5.2-	0	68.4-	68.4-	*	*	*	*	5.7-	28.6+
RURAL 74		8,142	6.63	54	12	22.22	0	0	2	4	42	3
73		7,470	7.76	58	35	60.34	0	1	0	0	46	5
NUMERICAL CHANGE		672+	1.13-	4-	23-	38.12-	0	1-	2+	4+	4-	2-
PERCENT CHANGE		9.0+	14.6-	6.9-	65.7-	63.2-	*	*	*	*	8.7-	40.0-
SHERIFF 74				47	8	17.02	0	0	1	3	38	3
73				38	27	71.05	0	1	0	0	30	3
NUMERICAL CHANGE				9+	19+	54.03-	0	1-	1+	3+	8+	0
PERCENT CHANGE				23.7+	70.4+	76.3-	*	*	*	*	26.7+	0
STATE POLICE 74				7	4	57.14	0	0	1	1	4	0
73				20	8	40.00	0	0	0	0	16	2
NUMERICAL CHANGE				13-	4-	17.14+	0	0	1+	1+	12-	2-
PERCENT CHANGE				65.0-	50.0-	42.9+	*	*	*	*	75.0-	0
MUNICIPAL 74		6,645	2.10	14	0	.00	0	0	0	0	8	6
73		6,575	1.52	10	3	30.00	0	0	0	0	7	2
NUMERICAL CHANGE		70+	-.58+	4+	3-	30.00-	0	0	0	0	1+	4+
PERCENT CHANGE		1.1+	38.2+	40.0+	*	*	*	*	*	*	14.3+	200.0+
GRAFTON PD 74		6,645	2.10	14	0	.00	0	0	0	0	8	6
73		6,575	1.52	10	3	30.00	0	0	0	0	7	2
NUMERICAL CHANGE		70+	-.58+	4+	3-	30.00-	0	0	0	0	1+	4+
PERCENT CHANGE		1.1+	38.2+	40.0+	*	*	*	*	*	*	14.3+	200.0+
TUCKER CTY TOTAL 74		7,746	8.26	64	20	31.25	0	0	5	2	23	29
73		7,547	9.80	74	34	45.94	0	0	0	10	21	31
NUMERICAL CHANGE		199+	1.54-	10-	14-	14.69-	0	0	5+	8-	2+	2-
PERCENT CHANGE		2.6+	15.7-	13.5-	41.2-	32.0-	*	*	*	*	80.0-	9.5+
RURAL 74		5,148	10.87	56	15	26.78	0	0	5	0	18	28
73		5,016	13.35	67	30	44.77	0	0	0	10	18	29
NUMERICAL CHANGE		132+	2.48-	11-	15-	17.99-	0	0	5+	10-	0	1-
PERCENT CHANGE		2.6+	18.6-	16.4-	50.0-	40.2-	*	*	*	*	0	3.4-
SHERIFF 74				1	0	.00	0	0	1	0	0	0
73				7	5	71.42	0	0	0	0	1	4
NUMERICAL CHANGE				6-	5-	71.42-	0	0	1+	0	1-	4-
PERCENT CHANGE				85.7-	*	*	*	*	*	*	*	*
STATE POLICE 74				55	15	27.27	0	0	4	0	18	28
73				60	25	41.66	0	0	0	10	17	25
NUMERICAL CHANGE				5-	10-	14.39-	0	0	4+	10-	1+	3+
PERCENT CHANGE				8.3-	40.0-	34.3-	*	*	*	*	5.9+	12.0+
MUNICIPAL 74		2,598	3.07	8	5	62.50	0	0	0	2	5	1
73		2,531	2.76	7	4	57.14	0	0	0	0	3	2
NUMERICAL CHANGE		67+	-.31+	1+	1+	5.36+	0	0	0	2+	2+	1-
PERCENT CHANGE		2.6+	11.2+	14.3+	25.0+	9.4+	*	*	*	*	56.7+	50.0-
PARSONS PD 74		1,856	1.07	2	1	50.00	0	0	0	0	2	0
73		1,808	1.10	2	1	50.00	0	0	0	0	0	1
NUMERICAL CHANGE		48+	-.03-	0	0	.00	0	0	0	0	2+	1-
PERCENT CHANGE		2.7+	2.7-	0	0	.0	*	*	*	*	*	*
THOMAS PD 74		742	8.08	6	4	66.66	0	0	0	2	3	1
73		723	6.91	5	3	60.00	0	0	0	0	3	1
NUMERICAL CHANGE		19+	1.17+	1+	1+	6.66+	0	0	0	2+	0	0
PERCENT CHANGE		2.6+	16.9+	20.0+	33.3+	11.1+	*	*	*	*	0	0
TYLER CTY TOTAL 74		13,069	4.59	60	4	6.66	0	0	2	0	32	24
73		12,785	4.45	57	5	8.77	0	0	0	0	27	26
NUMERICAL CHANGE		284+	-.14+	3+	1-	2.11-	0	0	2+	0	5+	8-
PERCENT CHANGE		2.2+	3.1+	5.3+	20.0-	24.1-	*	*	*	*	18.5+	7.7-
RURAL 74		5,974	7.53	45	4	8.88	0	0	0	0	22	21
73		5,885	4.41	26	3	11.53	0	0	0	0	14	8
NUMERICAL CHANGE		89+	3.12+	19+	1+	2.65-	0	0	0	0	8+	13+
PERCENT CHANGE		1.5+	70.7+	73.1+	33.3+	23.0-	*	*	*	*	57.1+	162.5+
SHERIFF 74				13	2	15.38	0	0	0	0	13	0
73				7	0	.00	0	0	0	0	7	0
NUMERICAL CHANGE				6+	2+	15.38+	0	0	0	0	6+	0
PERCENT CHANGE				85.7+	*	*	*	*	*	*	85.7+	0
STATE POLICE 74				32	2	6.25	0	0	0	0	9	21
73				19	3	15.78	0	0	0	0	7	8
NUMERICAL CHANGE				13+	1-	9.53-	0	0	0	0	2+	13+
PERCENT CHANGE				68.4+	33.3-	60.4-	*	*	*	*	28.6+	162.5+
MUNICIPAL 74		7,095	2.11	15	0	.00	0	0	2	0	10	3
73		6,900	4.49	31	2	6.45	0	0	0	0	13	18
NUMERICAL CHANGE		195+	2.38-	16-	2-	6.45-	0	0	2+	0	3-	15-
PERCENT CHANGE		2.8+	53.0-	51.6-	*	*	*	*	*	*	23.1-	83.3-
PADEN CITY PD 74		3,912	-.00	0	0	.00	0	0	0	0	0	0
73		3,765	1.06	4	1	25.00	0	0	0	0	4	0
NUMERICAL CHANGE		147+	1.06-	4-	1-	25.00-	0	0	0	0	4-	0
PERCENT CHANGE		3.9+	0	*	*	*	*	*	*	*	4-	0





WEST VIRGINIA U C R CRIME INDEX REPORT

IDENTIFIER		POPULATION	CRIME RATE	TOTAL OFFEN	TOTAL CLEARED	PERCENT CLEARED	MURDER	RAPF	ROBBERY	FEL ASSLT	BREAK ENTER	LARCENY THFFT	M/V THEFT
VIENNA PD	74	11,486	36.39	416	130	31.10	0	0	5	9	42	347	15
	73	11,988	7.50	90	13	14.44	0	0	1	2	18	65	4
	NUMERICAL CHANGE	502-	28.89+	324+	117+	16.66+	0	0	4+	7+	24+	282+	11+
	PERCENT CHANGE	4.2-	389.2+	364.4+	900.0+	115.4+			400.3+	350.0+	133.3+	433.8+	275.0+
MILLIANSTOWN PD	74	2,900	12.75	37	6	16.21	0	0	2	0	4	29	2
	73	2,822	8.15	23	7	30.43	0	0	0	0	2	20	1
	NUMERICAL CHANGE	78+	4.60+	14+	1-	14.22-	0	0	2+	0	2+	9+	1+
	PERCENT CHANGE	2.8+	56.4+	60.9+	14.3-	46.7-			*		100.0+	45.0+	100.0+
*****													
WYOMING CTY TOTAL	74	31,365	4.97	156	53	33.97	5	6	2	7	68	47	20
	73	31,137	3.14	98	27	27.55	0	7	3	10	35	30	13
	NUMERICAL CHANGE	248+	1.83+	58+	26+	6.42+	5+	1-	1-	3-	33+	17+	7+
	PERCENT CHANGE	.8+	58.3+	59.2+	96.3+	23.3+	*	14.3-	33.3-	30.0-	94.3+	56.7+	53.8+
*****													
RURAL	74	25,202	5.31	134	38	28.35	6	5	2	7	53	43	18
	73	25,205	3.49	88	21	23.85	0	4	3	10	32	27	12
	NUMERICAL CHANGE	3-	1.82+	46+	17+	4.49+	6+	1+	1-	3-	21+	15+	6+
	PERCENT CHANGE	.0-	52.1+	52.3+	81.0+	18.8+	*	25.0+	33.3-	30.0-	65.6+	59.3+	50.0+
SHERIFF	74			22	17	77.27	1	3	1	2	9	5	1
	73			1	0	.00	0	1	0	0	0	0	0
	NUMERICAL CHANGE			21+	17+	77.27+	1+	2+	1+	2+	9+	5+	1+
	PERCENT CHANGE			2100.0+	*	*	200.0+	*	*	*	*	*	*
STATE POLICE	74			112	21	18.75	5	2	1	5	44	38	17
	73			87	21	24.13	0	3	3	10	32	27	12
	NUMERICAL CHANGE			25+	0	5.38-	5+	1-	2-	5-	12+	11+	5+
	PERCENT CHANGE			28.7+	.0	22.3-	*	33.3-	65.7-	50.0-	37.5+	40.7+	41.7+
MUNICIPAL	74	6,183	3.55	22	15	68.18	0	1	0	0	15	4	2
	73	5,932	1.68	10	6	60.00	0	3	0	0	3	3	1
	NUMERICAL CHANGE	251+	1.87+	12+	9+	8.18+	0	2-	0	0	12+	1+	1+
	PERCENT CHANGE	4.2+	111.3+	120.0+	150.0+	13.6+		66.7-		100.0+	33.3+	100.0+	
MULLENS PD	74	3,094	1.93	6	3	50.00	0	0	0	0	5	1	0
	73	3,070	.00	0	0	.00	0	0	0	0	0	0	0
	NUMERICAL CHANGE	24+	1.93+	6+	3+	50.00+	0	0	0	0	5+	1+	0
	PERCENT CHANGE	.8+	.0	*	*	*				*	*	*	
PINEVILLE PD	74	1,250	1.60	2	2	100.00	0	0	0	0	2	0	0
	73	1,228	2.44	3	0	.00	0	0	0	0	2	0	1
	NUMERICAL CHANGE	22+	.84-	1-	2+	100.00+	0	0	0	0	0	0	1-
	PERCENT CHANGE	1.8+	34.4-	33.3-	*	*				.0		*	
OCEANA PD	74	1,839	7.61	14	10	71.42	0	1	0	0	8	3	2
	73	1,634	4.28	7	6	85.71	0	3	0	0	1	3	0
	NUMERICAL CHANGE	205+	3.33+	7+	4+	14.29-	0	2-	0	0	7+	0	2+
	PERCENT CHANGE	12.5+	77.8+	100.0+	66.7+	16.7-		65.7-		700.0+	.0	*	



# **VALUES OF PROPERTY STOLEN AND RECOVERED**

## **PART I OFFENSES**

The report contained in this section relates the dollar evaluation of property stolen and recovered in connection with the commission of Part I Offenses during the reporting periods of 1973 and 1974.

For the purpose of Uniform Crime Reporting, the evaluation of property loss/recovery may be based on accepted law enforcement methods of property assessment if the true or known value of property stolen/recovered is not available.

VALUES OF PROPERTY STOLEN AND RECOVERED  
PART I OFFENSES

IDENTIFIER		MURDER	RAPE	KIDNAP	BREAKING AND ENTERING	LARCENY	AUTO THEFT	TOTAL VALUE STOLEN	TOTAL VALUE RECOVERED
*****									
WEST VIRGINIA	TOTAL	74	43	266,603	3,212,434	2,466,117	3,831,386	11,179,039	3,599,971
	73	0	0	245,946	2,173,931	3,349,961	2,473,910	7,943,754	2,563,135
	CHANGE	2,485+	43+	20,649+	1,038,473+	181,844-	1,357,476+	2,235,212+	735,616+
*****									
RURAL	74	1,660	0	114,300	1,807,406	1,362,966	1,625,594	5,111,836	1,692,188
	73	0	0	119,882	1,294,707	2,132,793	1,074,300	4,393,632	1,475,351
	CHANGE	1,660+	0	5,582-	508,599+	739,827-	751,294+	516,154+	214,837+
SHERIFF'S	74	0	0	25,217	554,473	418,941	398,620	1,397,251	442,641
	73	0	0	19,118	314,513	355,201	263,034	748,956	325,448
	CHANGE	0	0	6,099+	239,960+	63,740+	138,586+	648,295+	115,193+
STATE POLICE	74	1,660	0	89,083	1,252,933	944,025	1,426,884	3,714,585	1,249,547
	73	0	0	100,764	980,124	1,747,307	813,266	3,541,451	1,148,903
	CHANGE	1,660+	0	11,681-	272,809+	803,282-	613,618+	73,124+	100,644+
MUNICIPAL	74	825	43	152,303	1,404,998	1,503,151	2,005,882	5,367,237	1,909,783
	73	0	0	126,072	875,224	947,168	1,399,610	3,348,074	1,387,984
	CHANGE	825+	43+	26,231+	529,774+	555,983+	606,272+	1,719,128+	521,799+
*****									
BARBOUR CTY	TOTAL	74	0	1,027	3,645	7,558	0	14,230	877
	73	0	0	0	21,132	5,668	3,875	30,675	2,426
	CHANGE	0	0	1,027+	15,487-	1,993+	3,875-	15,445-	1,547-
*****									
RURAL	74	0	0	227	3,461	7,367	0	11,055	686
	73	0	0	0	18,665	5,037	3,875	27,577	2,390
	CHANGE	0	0	227+	15,204-	2,330+	3,875-	16,522-	1,704-
SHERIFF	74	0	0	0	0	150	0	150	150
	73	0	0	0	154	850	0	1,004	200
	CHANGE	0	0	0	154-	700-	0	854-	50-
STATE POLICE	74	0	0	227	3,461	7,217	0	10,905	536
	73	0	0	0	18,511	4,187	3,875	26,573	2,190
	CHANGE	0	0	227+	15,050-	3,030+	3,875-	15,668-	1,654-
MUNICIPAL	74	0	0	800	2,184	191	0	3,175	191
	73	0	0	0	2,467	631	0	3,098	36
	CHANGE	0	0	800+	283-	440-	0	77+	155+
BELLINGTON PD	74	0	0	0	0	0	0	0	0
	73	0	0	0	0	0	0	0	0
	CHANGE	0	0	0	0	0	0	0	0
PHILIPPI PD	74	0	0	800	2,184	191	0	3,175	191
	73	0	0	0	2,467	631	0	3,098	36
	CHANGE	0	0	800+	283-	440-	0	77+	155+
*****									
BERKELEY CTY	TOTAL	74	0	1,216	85,832	53,446	59,783	237,277	73,656
	73	0	0	1,088	135,360	41,074	22,970	200,492	112,223
	CHANGE	0	0	128+	49,528-	19,372+	36,813+	6,785+	33,567-
*****									
RURAL	74	0	0	871	64,392	39,163	38,283	142,709	46,671
	73	0	0	407	113,071	22,469	18,600	154,547	101,376
	CHANGE	0	0	464+	48,679-	15,694+	19,683+	11,838-	56,705-
SHERIFF	74	0	0	871	31,448	24,078	3,350	59,747	12,572
	73	0	0	325	19,602	13,702	11,850	45,479	13,746
	CHANGE	0	0	546+	11,846+	10,376+	6,500-	14,268+	1,174-
STATE POLICE	74	0	0	0	32,944	15,085	34,933	82,962	34,099
	73	0	0	82	93,467	9,767	6,750	109,058	87,630
	CHANGE	0	0	82-	60,523-	6,318+	28,183+	26,106-	53,531-
MUNICIPAL	74	0	0	345	21,440	21,283	21,500	64,568	31,985
	73	0	0	681	22,289	18,605	4,370	45,945	13,847
	CHANGE	0	0	336-	849-	2,678+	17,130+	18,623+	21,138+
MARTINSBURG PD	74	0	0	345	21,440	21,283	21,500	64,568	31,985
	73	0	0	681	22,289	18,605	4,370	45,945	13,847
	CHANGE	0	0	336-	849-	2,678+	17,130+	18,623+	21,138+
*****									
BOONE CTY	TOTAL	74	0	680	36,634	67,718	32,310	117,342	20,949
	73	0	0	0	30,222	8,243	28,738	67,203	25,526
	CHANGE	0	0	680+	6,412+	39,475+	3,572+	50,139+	4,577-
*****									
RURAL	74	0	0	95	34,758	46,365	31,210	112,428	18,548
	73	0	0	0	27,354	5,782	25,138	63,274	20,806
	CHANGE	0	0	95+	7,404+	39,583+	5,072+	52,154+	2,258-
SHERIFF	74	0	0	0	0	0	0	0	0
	73	0	0	0	0	0	0	0	0
	CHANGE	0	0	0	0	0	0	0	0
STATE POLICE	74	0	0	95	34,758	46,365	31,210	112,428	18,548
	73	0	0	0	27,354	6,782	26,138	60,274	20,806
	CHANGE	0	0	95+	7,404+	39,583+	5,072+	52,154+	2,258-
MUNICIPAL	74	0	0	585	1,876	1,353	1,100	4,914	2,401
	73	0	0	0	2,858	1,461	2,600	6,929	4,720
	CHANGE	0	0	585+	992-	108-	1,500-	2,015-	2,319-
MADISON PD	74	0	0	0	1,716	1,153	1,100	3,969	1,691
	73	0	0	0	2,028	1,326	2,600	5,954	3,880
	CHANGE	0	0	0	312-	173-	1,500-	1,985-	2,189-
WHITESVILLE PD	74	0	0	585	160	200	0	945	710
	73	0	0	0	840	135	0	975	840
	CHANGE	0	0	585+	680-	65+	0	30-	130-



VALUES OF PROPERTY STOLEN AND RECOVERED  
PART 1 OFFENSES

IDENTIFIER		MURDER	RAPE	HOBBERY	BREAKING AND ENTERING	LARCENY	AUTO THEFT	TOTAL VALUE STOLEN	TOTAL VALUE RECOVERED
*****									
BRAXTON CTY	TOTAL	74	0	85	20,399	7,254	1,700	27,438	4,521
	73	0	0	900	7,240	13,583	2,400	24,123	5,175
	CHANGE	0	0	815-	13,159+	6,329-	700-	5,315+	1,654-
*****									
	RURAL	74	0	85	17,943	5,167	500	24,735	1,918
	73	0	0	900	5,792	12,632	1,200	20,524	4,407
	CHANGE	0	0	815-	12,191+	5,465-	700-	4,211+	2,489-
	SHERIFF	74	0	0	6,471	875	0	7,346	0
	73	0	0	0	230	1,086	800	2,116	1,141
	CHANGE	0	0	0	6,241+	211-	800-	5,230+	1,141-
	STATE POLICE	74	0	85	11,512	5,292	500	17,389	1,918
	73	0	0	900	5,562	11,546	400	18,408	3,266
	CHANGE	0	0	815-	5,953+	5,254-	100+	1,019-	1,348-
	MUNICIPAL	74	0	0	2,416	1,087	1,200	4,703	2,603
	73	0	0	0	1,448	951	1,200	3,599	1,768
	CHANGE	0	0	0	968+	136+	0	1,104+	835+
GASSAWAY PD	74	0	0	0	1,135	0	0	1,135	592
	73	0	0	0	0	866	0	866	426
	CHANGE	0	0	0	1,135+	866-	0	259+	166+
SUTTON PD	74	0	0	0	1,281	1,064	1,200	3,545	1,988
	73	0	0	0	1,448	85	1,200	2,733	1,342
	CHANGE	0	0	0	167-	979+	0	812+	646+
BURNSVILLE PD	74	0	0	0	0	23	0	23	23
	73	0	0	0	0	0	0	0	0
	CHANGE	0	0	0	0	23+	0	23+	23+
*****									
BROOKE CTY	TOTAL	74	0	2,428	37,882	48,946	124,012	213,268	35,834
	73	0	0	998	30,533	24,162	31,060	86,753	35,275
	CHANGE	0	0	1,430+	7,349+	24,784+	92,952+	126,515+	559+
*****									
	RURAL	74	0	0	28,365	38,724	100,129	167,218	15,676
	73	0	0	648	21,326	13,073	22,960	63,007	27,104
	CHANGE	0	0	648-	7,039+	20,651+	77,169+	104,211+	11,428-
	SHERIFF	74	0	0	23,157	34,892	51,029	109,078	6,970
	73	0	0	648	18,648	13,903	22,160	55,359	22,994
	CHANGE	0	0	648-	4,509+	23,989+	28,869+	53,719+	16,024-
	STATE POLICE	74	0	0	5,208	3,832	49,100	58,140	8,706
	73	0	0	0	2,678	4,170	800	7,648	4,110
	CHANGE	0	0	0	2,530+	338-	48,300+	50,492+	4,596+
	MUNICIPAL	74	0	2,428	9,517	10,222	23,883	46,050	20,158
	73	0	0	350	9,207	4,089	8,100	23,746	8,171
	CHANGE	0	0	2,078+	310+	4,133+	15,783+	22,304+	11,987+
FOLLANSBEE PD	74	0	0	0	5,794	4,832	10,000	23,626	9,244
	73	0	0	0	3,522	2,075	0	5,597	479
	CHANGE	0	0	0	2,272+	2,757+	10,000+	15,029+	8,765+
WELLSBURG PD	74	0	0	2,428	3,723	5,390	13,883	25,424	10,914
	73	0	0	350	5,685	4,014	8,100	18,149	7,692
	CHANGE	0	0	2,078+	1,962-	1,376+	5,783+	7,275+	3,222+
*****									
CABELL CTY	TOTAL	74	0	25,042	253,269	371,363	376,043	1,325,717	433,031
	73	0	0	47,595	197,236	223,525	237,733	706,089	358,720
	CHANGE	0	0	22,553-	56,033+	147,838+	138,310+	319,628+	71,311+
*****									
	RURAL	74	0	8,536	62,249	106,399	94,543	271,727	61,959
	73	0	0	12,549	45,049	76,324	41,983	175,905	88,867
	CHANGE	0	0	4,013-	17,200+	30,075+	52,960+	95,822+	26,908-
	SHERIFF	74	0	4,165	35,951	49,630	26,210	115,956	30,002
	73	0	0	10,638	11,135	42,345	10,850	74,988	19,486
	CHANGE	0	0	6,473-	24,796+	7,285+	15,360+	40,968+	10,516+
	STATE POLICE	74	0	4,371	26,298	56,769	68,333	155,771	31,957
	73	0	0	1,911	33,894	33,979	31,133	100,917	69,361
	CHANGE	0	0	2,460+	7,596-	22,790+	37,200+	54,854+	37,424-
	MUNICIPAL	74	0	16,506	191,020	264,964	281,500	753,990	368,072
	73	0	0	39,046	152,187	147,201	195,750	530,184	269,853
	CHANGE	0	0	18,540-	38,833+	117,763+	85,750+	223,806+	98,219+
BARBOURSVILLE PD	74	0	0	0	851	472	3,400	4,723	4,781
	73	0	0	0	1	20	1,500	1,521	1,521
	CHANGE	0	0	0	850+	452+	1,900+	3,202+	3,260+
HUNTINGTON PD	74	0	0	16,506	190,169	261,642	278,100	746,417	363,291
	73	0	0	35,046	151,841	147,088	194,250	528,225	268,227
	CHANGE	0	0	18,540-	38,328+	114,554+	83,850+	218,192+	95,064+
HILTON PD	74	0	0	0	0	2,850	0	2,850	0
	73	0	0	0	345	93	0	438	105
	CHANGE	0	0	0	345-	2,757+	0	2,412+	105-
*****									
CALHOUN CTY	TOTAL	74	0	0	2,469	1,316	1,300	5,085	1,313
	73	0	0	0	3,825	685	5,800	10,310	6,742
	CHANGE	0	0	0	1,356-	631+	4,500-	5,225-	5,429-
*****									
	RURAL	74	0	0	2,469	1,316	1,300	5,085	1,313
	73	0	0	0	3,625	685	5,800	10,110	6,742
	CHANGE	0	0	0	1,156-	631+	4,500-	5,025-	5,429-

VALUES OF PROPERTY STOLEN AND RECOVERED  
PART I OFFENSES

IDENTIFIER		MURDER	RAPE	ROBBERY	BREAKING AND ENTERING	LARCENY	AUTO THEFT	TOTAL VALU STOLEN	TOTAL VALU RECOVERED
SHERIFF	74	0	0	0	0	0	0	0	0
CHANGE	73	0	0	0	0	0	0	0	0
STATE POLICE	74	0	0	0	2,469	1,316	1,300	5,085	1,313
CHANGE	73	0	0	0	3,625	685	5,800	13,110	6,762
MUNICIPAL	74	0	0	0	0	0	0	0	0
CHANGE	73	0	0	0	200	0	0	200	0
GRANTSVILLE PD	74	0	0	0	0	0	0	0	0
CHANGE	73	0	0	0	200	0	0	200	0
*****									
CLAY CTY	TOTAL	74	0	0	36,932	5,151	17,000	59,083	10,724
CHANGE	73	0	0	0	4,549	12,987	22,050	39,586	10,627
*****									
RURAL	74	0	0	0	36,932	5,151	17,000	59,083	10,724
CHANGE	73	0	0	0	4,549	12,987	22,050	39,586	10,627
SHERIFF	74	0	0	0	0	0	0	0	0
CHANGE	73	0	0	0	0	0	0	0	0
STATE POLICE	74	0	0	0	36,932	5,151	17,000	59,083	10,724
CHANGE	73	0	0	0	4,549	12,987	22,050	39,586	10,627
MUNICIPAL	74	0	0	0	0	0	0	0	0
CHANGE	73	0	0	0	0	0	0	0	0
CLAY PD	74	0	0	0	0	0	0	0	0
CHANGE	73	0	0	0	0	0	0	0	0
*****									
DOODRIDGE CTY	TOTAL	74	0	2,000	5,046	5,002	0	12,048	2,078
CHANGE	73	0	0	0	5,679	1,719	0	7,398	1,809
*****									
RURAL	74	0	0	2,000	5,046	5,002	0	12,048	2,078
CHANGE	73	0	0	0	5,679	1,719	0	7,398	1,809
SHERIFF	74	0	0	0	4,068	525	0	4,594	785
CHANGE	73	0	0	0	2,090	70	0	2,160	614
STATE POLICE	74	0	0	2,000	978	4,476	0	7,454	1,293
CHANGE	73	0	0	0	3,589	1,649	0	5,238	1,195
MUNICIPAL	74	0	0	0	0	0	0	0	0
CHANGE	73	0	0	0	0	0	0	0	0
WEST UNION PD	74	0	0	0	0	0	0	0	0
CHANGE	73	0	0	0	0	0	0	0	0
*****									
FAYETTE CTY	TOTAL	74	60	16,129	122,746	30,452	55,625	225,010	76,305
CHANGE	73	60+	0	1,138	27,709	26,524	63,980	119,351	68,185
*****									
RURAL	74	60	0	16,129	111,500	21,224	40,225	189,138	64,438
CHANGE	73	60+	0	1,138	17,890	21,424	57,356	97,782	58,504
SHERIFF	74	0	0	7,662	18,487	5,000	17,900	49,049	30,933
CHANGE	73	0	0	65	4,991	637	9,300	14,993	1,890
STATE POLICE	74	60	0	8,467	93,013	15,224	22,325	140,089	38,505
CHANGE	73	60+	0	1,073	12,899	20,787	48,030	82,789	57,014
MUNICIPAL	74	0	0	0	11,246	9,226	15,400	35,872	11,867
CHANGE	73	0	0	0	9,819	9,100	6,650	21,569	9,281
ANSTEAD PD	74	0	0	0	0	0	0	0	0
CHANGE	73	0	0	0	20	60	1,000	1,080	1,020
FAYETTEVILLE PD	74	0	0	0	500	0	0	500	200
CHANGE	73	0	0	0	125	0	0	125	45
MONTGOMERY PD	74	0	0	0	4,124	7,281	7,800	19,205	9,346
CHANGE	73	0	0	0	3,961	4,640	3,150	11,751	5,611
MOUNT HOPE PD	74	0	0	0	4,220	1,535	300	6,055	307
CHANGE	73	0	0	0	4,046	0	2,500	6,546	2,500
OAK HILL PD	74	0	0	0	174+	1,535+	2,200-	491-	2,193-
CHANGE	73	0	0	0	0	0	0	0	0

VALUES OF PROPERTY STOLEN AND RECOVERED  
PART I OFFENSES

IDENTIFIER		MURDER	RAPE	ROBBERY	BREAKING AND ENTERING	LARCENY	AUTO THEFT	TOTAL VALUE STOLEN	TOTAL VALUE RECOVERED
SMITHERS PD	74	0	0	0	2,402	410	7,300	13,112	2,012
	73	0	0	0	1,657	400	0	2,057	105
CHANGE		0	0	0	735+	10+	7,300+	8,045+	1,907+
*****									
GILMER CTY	TOTAL	74	0	0	7,933	9,315	200	17,449	1,153
	73	0	0	0	2,796	50,067	1,000	53,863	51,077
CHANGE		0	0	0	5,137+	42,751-	100-	36,414-	49,927-
*****									
	RURAL	74	0	0	7,933	8,516	0	16,449	950
	73	0	0	0	2,087	49,987	1,000	53,076	51,077
CHANGE		0	0	0	5,846+	41,471-	1,000-	35,627-	50,127-
	SHERIFF	74	0	0	0	622	0	622	622
	73	0	0	0	0	0	0	0	0
CHANGE		0	0	0	0	622+	0	622+	622+
	STATE POLICE	74	0	0	7,933	7,894	0	15,827	328
	73	0	0	0	2,089	49,987	1,000	53,076	51,077
CHANGE		0	0	0	5,844+	42,093-	1,000-	37,249-	50,749-
	MUNICIPAL	74	0	0	0	800	200	1,000	200
	73	0	0	0	707	80	0	787	0
CHANGE		0	0	0	707-	720+	200+	213+	200+
	GLENVILLE PD	74	0	0	0	800	200	1,000	200
	73	0	0	0	707	80	0	787	0
CHANGE		0	0	0	707-	720+	200+	213+	200+
*****									
GRANT CTY	TOTAL	74	0	0	13,827	11,365	0	25,252	962
	73	0	0	0	17,423	2,950	8,850	29,223	9,154
CHANGE		0	0	70+	3,596-	8,415+	8,850-	3,951-	8,192-
*****									
	RURAL	74	0	0	70	3,804	9,453	0	13,327
	73	0	0	0	16,938	1,767	7,700	25,435	7,888
CHANGE		0	0	70+	13,134-	7,686+	7,700-	13,078-	7,023-
	SHERIFF	74	0	0	0	5,250	0	5,250	0
	73	0	0	0	0	0	0	0	0
CHANGE		0	0	0	0	5,250+	0	5,250+	0
	STATE POLICE	74	0	0	70	3,804	4,203	0	8,077
	73	0	0	0	16,938	1,767	7,700	26,405	7,888
CHANGE		0	0	70+	13,134-	2,436+	7,700-	18,328-	7,023-
	MUNICIPAL	74	0	0	10,023	1,912	0	11,935	97
	73	0	0	0	485	1,183	1,150	2,818	1,266
CHANGE		0	0	0	9,538+	729+	1,150-	9,117+	1,169-
	PETERSBURG PD	74	0	0	10,023	1,912	0	11,935	97
	73	0	0	0	485	1,183	1,150	2,818	1,266
CHANGE		0	0	0	9,538+	729+	1,150-	9,117+	1,169-
*****									
GREENBRIER CTY	TOTAL	74	0	0	2,398	31,200	20,198	9,950	63,746
	73	0	0	2	19,526	11,792	16,850	48,170	18,162
CHANGE		0	0	2,396+	11,674+	8,406+	6,900-	15,576+	8,855-
*****									
	RURAL	74	0	0	279	29,594	19,458	7,150	56,481
	73	0	0	0	16,145	11,413	16,850	44,413	17,647
CHANGE		0	0	279+	13,449+	8,040+	9,700-	12,068+	11,337-
	SHERIFF	74	0	0	225	4,429	1,550	6,204	415
	73	0	0	0	4,070	285	1,000	5,355	1,000
CHANGE		0	0	225+	359+	1,265+	1,000-	849+	585-
	STATE POLICE	74	0	0	54	25,165	17,908	7,150	50,277
	73	0	0	0	12,075	11,133	15,850	39,058	16,647
CHANGE		0	0	54+	13,090+	6,775+	8,700-	11,219+	10,752-
	MUNICIPAL	74	0	0	2,119	1,606	740	2,800	2,997
	73	0	0	0	3,381	374	0	3,755	515
CHANGE		0	0	2,117+	1,775-	366+	2,800+	3,508+	2,482+
	LEWISBURG PD	74	0	0	2,101	181	730	3,012	140
	73	0	0	0	276	123	0	399	183
CHANGE		0	0	2,101+	95-	607+	0	2,613+	43-
	RAINELLE PD	74	0	0	0	250	0	1,700	1,700
	73	0	0	0	55	181	0	236	216
CHANGE		0	0	0	195+	181-	1,700+	1,714+	1,484+
	RONCEVERTE PD	74	0	0	0	0	10	10	0
	73	0	0	0	2,757	0	0	2,757	51
CHANGE		0	0	0	2,757-	10+	0	2,747-	51-
	WHITE SULPHUR SPRINGS PD	74	0	0	18	1,175	0	1,100	1,157
	73	0	0	0	293	70	0	355	65
CHANGE		0	0	16+	882+	70-	1,100+	1,928+	1,092+
*****									
HAMPSHIRE CTY	TOTAL	74	0	0	125	49,561	23,787	5,800	76,273
	73	0	0	0	27,460	13,037	5,400	45,897	12,279
CHANGE		0	0	125+	22,101+	7,750+	400+	30,376+	431-
*****									
	RURAL	74	0	0	125	48,746	20,362	5,800	75,033
	73	0	0	0	22,862	12,462	4,200	40,024	10,026
CHANGE		0	0	125+	25,884+	7,400+	1,600+	35,009+	1,782+
	SHERIFF	74	0	0	0	15,600	7,365	500	23,465
	73	0	0	0	5,872	7,320	1,000	14,192	3,190
CHANGE		0	0	0	9,728+	45+	500-	9,273+	1,887-

VALUES OF PROPERTY STOLEN AND RECOVERED  
PART I OFFENSES

IDENTIFIER		MURDER	RAPE	ROBBERY	BREAKING AND ENTERING	LARGEVY	AUTO THEFT	TOTAL VALUE STOLEN	TOTAL VALUE RECOVERED
STATE POLICE	74	0	0	125	33,146	12,997	5,300	51,568	10,505
CHANGE	73	0	0	0	16,990	5,642	3,200	25,832	4,836
MUNICIPAL	74	0	0	0	815	425	0	1,240	40
CHANGE	73	0	0	0	4,598	75	1,200	5,873	2,253
ROMNEY PD	74	0	0	0	815	425	0	1,240	40
CHANGE	73	0	0	0	4,598	75	1,200	5,873	2,253
*****									
HANCOCK CTY	TOTAL	0	0	8,779	103,121	82,411	171,344	352,655	146,042
CHANGE	73	0	0	4,344	84,726	31,001	101,456	225,527	66,063
*****									
RURAL	74	0	0	3,458	18,827	19,727	58,900	100,912	43,635
CHANGE	73	0	0	4,871	26,535	8,273	5,100	45,730	5,707
SHERIFF	74	0	0	3,096	16,631	19,568	58,900	98,195	43,325
CHANGE	73	0	0	4,871	20,465	7,430	5,700	38,456	4,745
STATE POLICE	74	0	0	362	2,196	159	0	2,717	310
CHANGE	73	0	0	0	6,071	843	400	7,314	962
MUNICIPAL	74	0	0	5,321	81,294	62,684	112,444	261,743	102,407
CHANGE	73	0	0	3,473	58,190	22,728	95,356	179,747	60,356
CHESTER PD	74	0	0	75	4,374	4,841	17,200	26,490	10,865
CHANGE	73	0	0	0	2,066	1,259	14,650	17,975	8,885
WEIRTON PD	74	0	0	5,246	72,668	57,643	95,115	230,672	91,395
CHANGE	73	0	0	3,473	53,678	23,809	80,406	158,365	50,646
NEW CUMBERLAND PD	74	0	0	0	4,252	200	129	4,581	147
CHANGE	73	0	0	0	2,446	661	300	3,407	825
*****									
HARDY CTY	TOTAL	0	0	300	8,755	3,551	3,650	15,250	4,518
CHANGE	73	0	0	0	2,873	6,084	10,200	19,157	10,605
*****									
RURAL	74	0	0	300	8,755	3,551	3,300	15,906	4,164
CHANGE	73	0	0	0	2,873	5,084	10,200	19,157	10,605
SHERIFF	74	0	0	0	0	0	0	0	0
CHANGE	73	0	0	0	0	0	0	0	0
STATE POLICE	74	0	0	300	8,755	3,551	3,300	15,906	4,164
CHANGE	73	0	0	0	2,873	5,084	10,200	19,157	10,605
MUNICIPAL	74	0	0	0	0	4	350	354	354
CHANGE	73	0	0	0	0	4	350	354	354
NOOREFIELD PD	74	0	0	0	0	4	350	354	354
CHANGE	73	0	0	0	0	4	350	354	354
*****									
HARRISON CTY	TOTAL	0	0	23,699	103,899	97,260	118,691	343,549	136,929
CHANGE	73	0	0	758	114,863	81,607	73,545	270,773	116,586
*****									
RURAL	74	0	0	19,643	54,828	67,309	84,080	225,850	75,663
CHANGE	73	0	0	210	73,295	52,159	32,450	158,114	35,251
SHERIFF	74	0	0	531	30,314	42,194	48,175	121,214	44,485
CHANGE	73	0	0	55	31,177	29,983	13,900	75,115	15,067
STATE POLICE	74	0	0	19,112	24,514	25,115	35,905	104,646	31,178
CHANGE	73	0	0	155	42,118	22,175	18,550	82,999	20,184
MUNICIPAL	74	0	0	4,056	49,071	29,951	34,611	117,689	61,266
CHANGE	73	0	0	548	41,568	29,448	41,095	112,659	81,335
BRIDGEPORT PD	74	0	0	0	8,956	9,207	10,450	29,613	13,349
CHANGE	73	0	0	50	6,754	4,435	2,700	13,939	4,859
CLARKSBURG PD	74	0	0	4,056	36,413	18,529	21,411	80,409	43,912
CHANGE	73	0	0	498	28,356	23,432	34,995	87,281	70,401
SALEM PD	74	0	0	0	579	396	2,750	3,725	2,321
CHANGE	73	0	0	0	530	725	0	1,255	250
SHINNSTON PD	74	0	0	0	49	329	2,750	2,470	2,071
CHANGE	73	0	0	0	0	0	0	0	0

VALUES OF PROPERTY STOLEN AND RECOVERED  
PART I OFFENSES

IDENTIFIER		MURDER	RAPE	ROBBERY	BREAKING AND ENTERING	LARCENY	AUTO THEFT	TOTAL VALUE STOLEN	TOTAL VALUE RECOVERED	
STONEWOOD PD	74	0	0	0	1,450	475	0	1,925	0	
	73	0	0	0	57	0	0	57	0	
CHANGE		0	0	0	1,393+	475+	0	1,853+	0	
ANMOOKE PD	74	0	0	0	0	100	0	100	0	
	73	0	0	0	580	0	0	580	410	
CHANGE		0	0	0	580-	100+	0	480-	410-	
MUTTER FORT PD	74	0	0	0	1,673	1,244	0	2,917	1,686	
	73	0	0	0	5,291	855	3,400	9,547	5,410	
CHANGE		0	0	0	3,618-	388+	3,400-	6,630-	3,731-	
LUMBERPORT PD	74	0	0	0	0	0	0	0	0	
	73	0	0	0	0	0	0	0	0	
CHANGE		0	0	0	0	0	0	0	0	
*****										
JACKSON CTY	TOTAL	74	0	0	2,663	16,165	17,761	210,725	247,314	215,941
	73	0	0	0	22,657	14,397	13,840	50,894	18,956	
CHANGE		0	0	2,663+	0,492-	3,364+	196,885+	195,420+	197,985+	
*****										
RURAL	74	0	0	2,663	12,260	14,381	207,600	236,904	211,128	
	73	0	0	0	19,602	10,932	11,540	42,094	16,125	
CHANGE		0	0	2,663+	7,342-	3,429+	196,060+	194,810+	195,003+	
SHERIFF	74	0	0	150	5,174	2,009	2,000	9,333	512	
	73	0	0	0	11,709	2,487	4,390	18,586	4,952	
CHANGE		0	0	150+	6,535-	478-	2,390-	9,253-	4,440-	
STATE POLICE	74	0	0	2,513	7,086	12,372	205,600	227,571	210,616	
	73	0	0	0	7,893	8,465	7,150	23,508	11,173	
CHANGE		0	0	2,513+	807-	3,907+	198,450+	204,063+	199,443+	
MUNICIPAL	74	0	0	0	3,905	3,380	3,125	10,410	5,813	
	73	0	0	0	3,055	3,445	2,300	8,800	2,831	
CHANGE		0	0	0	850+	65-	825+	1,610+	2,982+	
RAVENSMOOD PD	74	0	0	0	2,822	1,432	1,800	6,054	4,334	
	73	0	0	0	472	1,682	200	2,554	551	
CHANGE		0	0	0	2,150+	250-	1,600+	3,500+	3,783+	
RIPLEY PD	74	0	0	0	1,083	1,948	1,325	4,356	1,479	
	73	0	0	0	2,383	1,763	2,100	6,246	2,280	
CHANGE		0	0	0	1,300-	185+	775-	1,890-	801-	
*****										
JEFFERSON CTY	TOTAL	74	0	0	630	59,414	53,143	50,000	163,137	63,178
	73	0	0	3,038	32,728	27,292	51,850	114,908	37,152	
CHANGE		0	0	2,408-	26,588+	22,851+	1,850-	45,279+	26,026+	
*****										
RURAL	74	0	0	230	49,470	45,983	35,600	131,283	48,326	
	73	0	0	3,003	31,002	25,064	50,350	113,419	35,211	
CHANGE		0	0	2,773-	18,468+	19,919+	14,750-	20,854+	13,115+	
SHERIFF	74	0	0	0	7,888	6,849	0	14,737	1,450	
	73	0	0	0	11,930	11,064	10,350	33,344	6,208	
CHANGE		0	0	0	4,042-	4,215-	10,350-	18,607-	4,750-	
STATE POLICE	74	0	0	230	41,582	39,134	35,600	116,546	46,876	
	73	0	0	3,003	19,072	13,000	40,000	77,075	29,003	
CHANGE		0	0	2,773-	22,510+	24,134+	4,400-	39,471+	17,873+	
MUNICIPAL	74	0	0	400	9,944	4,160	14,400	28,904	14,852	
	73	0	0	35	1,726	1,228	1,900	4,489	1,941	
CHANGE		0	0	365+	8,218+	2,932+	12,900+	24,415+	12,911+	
CHARLES TOWN PD	74	0	0	400	7,463	2,677	12,400	22,940	12,221	
	73	0	0	35	963	606	1,900	3,104	1,791	
CHANGE		0	0	365+	6,500+	2,071+	10,900+	19,836+	10,430+	
SHEPHERDSTOWN PD	74	0	0	0	281	1,358	2,000	3,639	2,631	
	73	0	0	0	313	124	0	437	135	
CHANGE		0	0	0	32-	1,234+	2,000+	3,202+	2,496+	
RANSON PD	74	0	0	0	2,200	125	0	2,325	0	
	73	0	0	0	450	498	0	948	15	
CHANGE		0	0	0	1,750+	373-	0	1,377+	15-	
*****										
KANANHA CTY	TOTAL	74	0	43	24,415	515,811	682,706	1,043,094	2,266,069	795,088
	73	0	0	35,084	355,511	463,728	647,298	1,501,621	489,299	
CHANGE		0	43+	10,669-	160,330+	218,978+	395,796+	764,448+	305,789+	
*****										
RURAL	74	0	0	2,419	232,996	199,449	252,623	587,487	261,330	
	73	0	0	18,531	179,090	113,725	158,846	475,193	167,269	
CHANGE		0	0	16,112-	53,906+	80,723+	93,777+	212,294+	94,061+	
SHERIFF	74	0	0	308	28,295	48,605	78,976	156,184	104,433	
	73	0	0	311	18,961	27,246	48,779	95,297	55,525	
CHANGE		0	0	3-	9,334+	21,359+	30,197+	60,887+	48,908+	
STATE POLICE	74	0	0	2,111	204,701	150,844	173,647	531,303	156,897	
	73	0	0	18,220	160,129	91,480	110,067	379,896	111,744	
CHANGE		0	0	16,109-	44,572+	59,364+	63,580+	151,407+	45,153+	
MUNICIPAL	74	0	43	21,996	282,815	483,257	790,471	1,578,582	533,758	
	73	0	0	18,593	178,421	345,002	488,452	1,326,428	322,030	
CHANGE		0	43+	3,443+	106,394+	138,255+	302,019+	552,154+	211,728+	
BELLE PD	74	0	0	0	0	0	600	600	0	
	73	0	0	0	0	0	0	0	0	
CHANGE		0	0	0	0	0	600+	600+	0	
CHARLESTON PD	74	0	43	20,200	216,524	380,262	646,393	1,253,422	424,394	
	73	0	0	14,526	124,093	244,475	429,730	812,824	252,796	
CHANGE		0	43+	5,674+	92,431+	135,787+	216,663+	450,598+	171,598+	

VALUES OF PROPERTY STOLEN AND RECOVERED  
PART I OFFENSES

IDENTIFIER		MURDER	RAPE	ROBBERY	BREAKING AND ENTERING	LARCENY	AUTO THEFT	TOTAL VALUE STOLEN	TOTAL VALUE RECOVERED	
DUNBAR PD	74	0	0	650	15,559	15,354	44,091	75,654	23,956	
CHANGE	73	0	0	780	23,818	11,459	11,100	47,157	7,582	
		0	0	130-	8,249-	3,895+	37,991+	28,537+	15,274+	
NITRO PD	74	0	0	250	11,674	18,917	15,018	45,851	13,307	
CHANGE	73	0	0	0	7,513	13,680	5,200	29,393	13,973	
		0	0	250+	4,161+	3,239+	8,814+	15,468+	666-	
ST ALBANS PD	74	0	0	0	9,918	28,719	10,500	49,137	8,787	
CHANGE	73	0	0	55	3,453	20,470	23,250	47,228	20,902	
		0	0	55-	6,455+	8,249+	12,750-	1,909+	12,115-	
SOUTH CHARLESTON PD	74	0	0	896	19,979	38,534	72,069	131,478	62,135	
CHANGE	73	0	0	1,192	15,375	52,582	18,172	88,321	26,380	
		0	0	290-	3,634+	14,048-	53,897+	43,157+	35,755+	
CHESAPEAKE PD	74	0	0	0	1,623	1,271	0	2,894	233	
CHANGE	73	0	0	0	19	36	0	54	47	
		0	0	0	1,605+	1,235+	0	2,840+	186+	
MARMET PD	74	0	0	0	3,982	154	0	4,136	10	
CHANGE	73	0	0	0	706	0	0	706	0	
		0	0	0	3,276+	154+	0	3,430+	10+	
EAST BANK PD	74	0	0	0	0	40	0	40	40	
CHANGE	73	0	0	0	45	303	0	348	0	
		0	0	0	62-	260-	0	302-	40+	
GLASGOW PD	74	0	0	0	0	0	0	0	0	
CHANGE	73	0	0	0	0	0	0	0	0	
		0	0	0	0	0	0	0	0	
CLENDENIN PD	74	0	0	0	3,250	4	1,800	5,054	800	
CHANGE	73	0	0	0	400	0	0	400	250	
		0	0	0	2,850+	4+	1,800+	4,654+	550+	
CEDAR GROVE PD	74	0	0	0	296	0	0	296	96	
CHANGE	73	0	0	0	0	0	0	0	0	
		0	0	0	296+	0	0	296+	96+	
*****										
LEWIS CTY	TOTAL	74	0	0	933	33,752	5,247	34,400	75,332	44,613
CHANGE	73	0	0	0	27,268	5,393	9,975	42,636	30,591	
		0	0	933+	5,484+	854+	24,425+	32,696+	14,022+	
*****										
RURAL	74	0	0	933	24,524	5,244	29,800	61,501	39,007	
CHANGE	73	0	0	0	26,894	2,419	8,475	37,788	26,779	
		0	0	933+	2,370-	3,825+	21,325+	23,713+	12,228+	
SHERIFF	74	0	0	580	18,319	1,018	17,800	37,717	25,315	
CHANGE	73	0	0	0	6,123	1,070	1,800	8,993	2,523	
		0	0	580+	12,196+	52-	16,000+	28,724+	22,792+	
STATE POLICE	74	0	0	353	6,205	5,226	12,000	23,784	13,692	
CHANGE	73	0	0	0	20,771	1,349	4,675	28,795	24,256	
		0	0	353+	14,566-	3,877+	5,325+	5,011-	10,564-	
MUNICIPAL	74	0	0	0	9,228	3	4,600	13,831	5,606	
CHANGE	73	0	0	0	374	2,974	1,500	4,848	3,812	
		0	0	0	8,854+	2,971-	3,100+	8,983+	1,794+	
WESTON PD	74	0	0	0	9,228	3	4,600	13,831	5,606	
CHANGE	73	0	0	0	374	2,974	1,500	4,848	3,812	
		0	0	0	8,854+	2,971-	3,100+	8,983+	1,794+	
*****										
LINCOLN CTY	TOTAL	74	0	0	1,441	21,426	7,374	12,850	43,091	7,325
CHANGE	73	0	0	128	2,955	4,664	5,800	13,547	5,201	
		0	0	1,313+	18,471+	2,710+	7,050+	29,544+	2,124+	
*****										
RURAL	74	0	0	1,441	21,426	7,374	12,850	43,091	7,325	
CHANGE	73	0	0	128	2,955	4,664	5,800	13,547	5,201	
		0	0	1,313+	18,471+	2,710+	7,050+	29,544+	2,124+	
SHERIFF	74	0	0	750	0	235	0	985	130	
CHANGE	73	0	0	0	1,303	944	150	2,397	2,392	
		0	0	750+	1,303-	709-	150-	1,412-	2,262-	
STATE POLICE	74	0	0	691	21,426	7,139	12,850	42,106	7,195	
CHANGE	73	0	0	128	1,652	3,720	5,650	11,150	2,809	
		0	0	563+	19,774+	3,419+	7,200+	30,956+	4,386+	
*****										
LOGAN CTY	TOTAL	74	0	0	1,712	127,692	55,404	167,534	353,342	183,444
CHANGE	73	0	0	9,553	55,574	1,058,311	109,055	1,232,493	272,012	
		0	0	7,841-	72,118+	1,301,907-	58,479+	879,151-	88,568-	
*****										
RURAL	74	0	0	1,412	120,592	51,856	148,634	322,494	166,145	
CHANGE	73	0	0	9,553	55,574	1,052,299	99,555	1,215,981	263,606	
		0	0	8,141-	65,018+	1,000,443-	49,079+	896,487-	97,461-	
SHERIFF	74	0	0	0	0	500	0	500	0	
CHANGE	73	0	0	0	835	7,774	6,013	14,622	4,233	
		0	0	0	835-	7,274-	6,013-	14,122-	4,233-	
STATE POLICE	74	0	0	1,412	120,592	51,356	148,634	321,994	166,145	
CHANGE	73	0	0	9,553	54,739	1,044,525	93,542	1,202,359	259,373	
		0	0	8,141-	65,853+	993,169-	55,092+	383,365-	93,228-	
MUNICIPAL	74	0	0	300	7,100	4,548	18,900	30,848	17,299	
CHANGE	73	0	0	0	0	5,012	9,500	15,512	8,406	
		0	0	300+	7,100+	1,464+	9,400+	15,336+	8,893+	
LOGAN PD	74	0	0	300	7,100	4,548	18,900	30,848	17,299	
CHANGE	73	0	0	0	0	6,012	9,500	15,512	8,406	
		0	0	300+	7,100+	1,464+	9,400+	15,336+	8,893+	

VALUES OF PROPERTY STOLEN AND RECOVERED  
PART I OFFENSES

IDENTIFIER		MURDER	RAPF	ROBBERY	BREAKING AND ENTERING	LARCENY	AUTO THFT	TOTAL VALUE STOLEN	TOTAL VALUE RECOVERED
MAN PD	74	0	0	0	0	0	0	0	0
	73	0	0	0	0	0	0	0	0
CHANGE		0	0	0	0	0	0	0	0
*****									
MCDONELL CTY	TOTAL	74	0	2,120	20,227	19,741	22,200	64,288	16,692
	73	0	0	16,711	27,991	17,410	18,300	80,412	10,424
CHANGE		0	0	14,591-	7,764-	2,331+	3,900+	15,124-	5,268+
*****									
	RURAL	74	0	2,120	20,017	19,741	22,200	64,078	16,692
	73	0	0	16,711	21,821	17,195	18,300	74,027	6,987
CHANGE		0	0	14,591-	1,804-	2,546+	3,900+	3,949-	9,705+
	SHERIFF	74	0	1,240	6,629	3,333	2,000	13,232	5,369
	73	0	0	141	2,039	1,120	0	3,300	1,664
CHANGE		0	0	1,099+	4,590+	2,213+	2,000+	9,902+	3,705+
	STATE POLICE	74	0	880	13,388	16,408	20,200	50,876	11,323
	73	0	0	16,570	19,742	16,075	18,300	70,727	5,323
CHANGE		0	0	15,690-	6,394-	333+	1,900+	19,851-	6,000+
	MUNICIPAL	74	0	0	210	0	0	210	0
	73	0	0	0	6,170	215	0	6,385	3,437
CHANGE		0	0	0	5,960-	215-	0	5,175-	3,437-
	KEYSTONE PD	74	0	0	0	0	0	0	0
	73	0	0	0	0	0	0	0	0
CHANGE		0	0	0	0	0	0	0	0
	MAR PD	74	0	0	0	0	0	0	0
	73	0	0	0	0	0	0	0	0
CHANGE		0	0	0	0	0	0	0	0
	MELCH PD	74	0	0	0	0	0	0	0
	73	0	0	0	950	200	0	1,150	937
CHANGE		0	0	0	950-	200-	0	1,150-	937-
	ANAWALT PD	74	0	0	0	0	0	0	0
	73	0	0	0	0	0	0	0	0
CHANGE		0	0	0	0	0	0	0	0
	GARY PD	74	0	0	0	0	0	0	0
	73	0	0	0	4,120	0	0	4,120	2,500
CHANGE		0	0	0	4,120-	0	0	4,120-	2,500-
	NORTH FORK PD	74	0	0	0	0	0	0	0
	73	0	0	0	0	15	0	15	0
CHANGE		0	0	0	0	15-	0	15-	0
	DAVY PD	74	0	0	0	0	0	0	0
	73	0	0	0	0	0	0	0	0
CHANGE		0	0	0	0	0	0	0	0
	KIMBALL PD	74	0	0	0	0	0	0	0
	73	0	0	0	1,100	0	0	1,100	0
CHANGE		0	0	0	1,100-	0	0	1,100-	0
	TEAGER PD	74	0	0	210	0	0	210	0
	73	0	0	0	210+	0	0	210+	0
CHANGE		0	0	0	210+	0	0	210+	0
*****									
MARION CTY	TOTAL	74	800	24,895	135,954	61,820	117,500	360,969	166,321
	73	0	0	3,531	93,128	152,057	108,197	356,913	156,133
CHANGE		800+	0	21,364+	42,826+	92,237-	9,303+	15,944-	10,188+
*****									
	RURAL	74	0	1,198	25,084	20,179	47,100	93,561	34,205
	73	0	0	325	18,263	128,744	54,237	201,969	62,276
CHANGE		0	0	873+	6,821+	108,565-	7,137-	108,008-	28,071-
	SHERIFF	74	0	1,128	22,200	13,302	25,240	61,870	18,824
	73	0	0	325	12,409	108,721	43,475	164,930	54,126
CHANGE		0	0	803+	9,791+	95,419-	18,235-	103,060-	35,302-
	STATE POLICE	74	0	70	2,884	6,877	21,860	31,691	15,381
	73	0	0	0	5,854	20,023	10,762	36,639	8,150
CHANGE		0	0	70+	2,970-	13,146-	11,098+	4,948-	7,231+
	MUNICIPAL	74	800	23,697	110,870	41,641	70,400	247,408	132,116
	73	0	0	3,206	74,865	23,313	53,960	135,344	93,857
CHANGE		800+	0	20,491+	36,005+	18,328+	16,440+	92,064+	38,259+
	FAIRMONT PD	74	800	23,481	109,044	41,339	67,300	241,964	128,704
	73	0	0	3,206	74,289	21,188	53,460	152,143	93,269
CHANGE		800+	0	20,275+	34,755+	20,151+	13,840+	89,821+	35,435+
	MANNINGTON PD	74	0	0	1,826	102	3,100	5,028	3,212
	73	0	0	0	511	2,122	100	2,753	153
CHANGE		0	0	0	1,285+	2,020-	3,000+	2,255+	3,059+
	RIVESVILLE PD	74	0	0	0	0	0	0	0
	73	0	0	0	0	0	0	0	0
CHANGE		0	0	0	0	0	0	0	0
	MONONGAH PD	74	0	0	0	0	0	0	0
	73	0	0	0	0	0	0	0	0
CHANGE		0	0	0	0	0	0	0	0
	FAIRVIEW PD	74	0	0	0	0	0	0	0
	73	0	0	0	0	0	0	0	0
CHANGE		0	0	0	0	0	0	0	0
	FARMINGTON PD	74	0	216	0	0	0	216	0
	73	0	0	0	0	0	0	0	0
CHANGE		0	0	216+	0	0	0	216+	0

VALUES OF PROPERTY STOLEN AND RECOVERED  
PART I OFFENSES

IDENTIFIER		MURDER	RAPE	ROBBERY	BREAKING AND ENTERING	LARCENY	AJTN THEFT	TOTAL VAL'UF STOLEN	TOTAL VALUE RECOVERED	
GRANT TOWN PD	74	0	0	0	0	200	0	200	200	
CHANGE	73	0	0	0	35-	3	400	430	435	
						197+	400-	238-	235-	
*****										
MARSHALL CTY	TOTAL	74	25	0	651	70,885	35,732	29,140	135,403	22,418
CHANGE	73	0	0	3,465	20,940	19,102	49,975	93,482	33,005	
		25+	0	2,814-	49,945+	15,600+	23,835-	42,921+	10,587-	
*****										
RURAL	74	0	0	50	37,571	9,651	7,540	54,812	6,930	
CHANGE	73	0	0	495	13,652	3,214	22,550	44,911	13,679	
		0	0	445-	23,919+	1,437+	15,010-	9,931+	6,749-	
SHERIFF	74	0	0	0	13,497	3,014	0	16,511	20	
CHANGE	73	0	0	0	6,927	4,173	3,800	14,900	3,944	
		0	0	0	6,570+	1,159-	3,800-	1,611+	3,924-	
STATE POLICE	74	0	0	50	24,074	6,637	7,540	38,301	6,910	
CHANGE	73	0	0	495	6,725	4,041	18,750	30,011	9,735	
		0	0	445-	17,349+	2,596+	11,210-	8,290+	2,825-	
MUNICIPAL	74	25	0	601	33,314	26,051	21,600	81,591	15,488	
CHANGE	73	0	0	2,970	7,288	10,888	27,425	48,571	19,326	
		25+	0	2,369-	26,026+	15,163+	5,825-	33,020+	3,838-	
BENMOOD PD	74	0	0	0	5,441	3,222	1,800	10,463	3,254	
CHANGE	73	0	0	1,041	1,124	1,138	8,475	11,838	693	
		0	0	1,041-	4,317+	2,024+	6,675-	1,375-	2,561+	
CAMERON PD	74	0	0	0	0	0	0	0	0	
CHANGE	73	0	0	0	0	0	0	0	0	
		0	0	0	0	0	0	0	0	
GLEN DALE PD	74	0	0	0	22,322	2,476	1,500	25,298	275	
CHANGE	73	0	0	0	3,304	193	2,200	5,607	2,200	
		0	0	0	19,018+	2,373+	700-	20,691+	1,925-	
MCMECHEN PD	74	0	0	0	150	527	0	677	100	
CHANGE	73	0	0	0	150+	527+	0	677+	100+	
		0	0	0	150+	527+	0	677+	100+	
MOUNDSVILLE PD	74	25	0	601	5,401	19,826	18,300	44,153	11,859	
CHANGE	73	0	0	1,929	2,860	9,587	16,750	31,126	16,433	
		25+	0	1,328-	2,561+	10,239+	1,550+	13,027+	4,574-	
*****										
MASON CTY	TOTAL	74	0	0	55	26,852	21,661	16,025	64,633	19,400
CHANGE	73	0	0	12,903	32,786	7,464	19,445	72,598	28,444	
		0	0	12,848-	5,924-	14,197+	3,420-	7,995-	13,044-	
*****										
RURAL	74	0	0	0	13,459	14,911	4,825	33,195	8,414	
CHANGE	73	0	0	0	10,275	2,410	5,950	18,635	9,737	
		0	0	0	3,184+	12,501+	1,125-	14,560+	1,323-	
SHERIFF	74	0	0	0	10,285	11,481	3,625	25,391	7,078	
CHANGE	73	0	0	0	3,697	364	0	4,051	400	
		0	0	0	6,588+	11,117+	3,625+	21,330+	6,678+	
STATE POLICE	74	0	0	0	3,174	3,430	1,200	7,804	1,336	
CHANGE	73	0	0	0	6,578	2,046	5,950	14,574	9,337	
		0	0	0	3,434-	1,384+	4,750-	6,770-	8,001-	
MUNICIPAL	74	0	0	55	13,403	6,750	11,200	31,408	9,986	
CHANGE	73	0	0	12,903	22,511	5,054	13,495	53,963	18,787	
		0	0	12,848-	9,108-	1,696+	2,295-	22,555-	8,721-	
POINT PLEASANT PD	74	0	0	5	13,048	5,740	11,200	30,993	9,986	
CHANGE	73	0	0	12,353	21,798	4,887	5,100	44,138	10,310	
		0	0	12,348-	8,750-	1,853+	6,100+	13,145-	324-	
NEW HAVEN PD	74	0	0	0	255	0	0	255	0	
CHANGE	73	0	0	550	648	0	8,395	9,593	8,395	
		0	0	550-	393-	0	8,395-	9,338-	8,395-	
MASON PD	74	0	0	50	100	10	0	160	0	
CHANGE	73	0	0	0	55	167	0	232	2	
		0	0	50+	35+	157-	0	72-	2-	
*****										
MERCER CTY	TOTAL	74	0	0	31,732	188,699	92,458	97,144	413,033	137,490
CHANGE	73	0	0	5,731	126,560	61,183	66,441	259,915	76,031	
		0	0	26,001+	62,139+	31,275+	30,703+	153,118+	61,459+	
*****										
RURAL	74	0	0	28,828	41,568	36,533	64,254	171,183	59,639	
CHANGE	73	0	0	1,678	47,117	19,985	24,371	93,151	35,123	
		0	0	27,150+	5,549-	15,548+	39,883+	78,032+	24,516+	
SHERIFF	74	0	0	147	2,620	1,160	0	3,957	750	
CHANGE	73	0	0	200	3,132	2,106	500	5,938	4,945	
		0	0	13-	512-	946-	500-	1,971-	4,195-	
STATE POLICE	74	0	0	28,641	38,948	35,373	64,254	167,216	58,889	
CHANGE	73	0	0	1,478	43,985	17,879	23,871	87,213	30,178	
		0	0	27,163+	5,037-	17,494+	40,383+	80,033+	28,711+	
MUNICIPAL	74	0	0	2,904	147,131	55,925	32,890	238,850	77,851	
CHANGE	73	0	0	4,053	79,443	41,198	42,070	156,754	60,908	
		0	0	1,149-	67,688+	14,727+	9,180-	72,086+	36,943+	
ATHENS PD	74	0	0	0	95	200	0	295	60	
CHANGE	73	0	0	0	2	150	0	152	0	
		0	0	0	93+	50+	0	143+	60+	
BLUEFIELD PD	74	0	0	2,767	70,351	47,674	21,330	142,122	56,984	
CHANGE	73	0	0	4,053	25,305	35,741	28,070	93,159	19,988	
		0	0	1,286-	45,046+	11,933+	6,740-	48,953+	37,016+	



VALUES OF PROPERTY STOLEN AND RECOVERED  
PART I OFFENSES

IDENTIFIER		MURDER	RAPE	ROBBERY	BREAKING AND ENTERING	LARCENY	AUTO THEFT	TOTAL VALUE STOLEN	TOTAL VALUE RECOVERED
PRINCETON PD	74	0	0	137	70,166	3,051	11,560	89,874	18,267
	73	0	0	0	54,136	5,307	14,000	73,443	20,940
CHANGE		0	0	137+	16,010+	2,744+	2,440-	15,431+	2,673-
MAYOAKA PD	74	0	0	0	6,187	0	0	6,189	2,542
	73	0	0	0	0	0	0	0	0
CHANGE		0	0	0	6,187+	0	0	6,189+	2,540+
GRAMWELL PD	74	0	0	0	350	0	0	350	0
	73	0	0	0	0	0	0	0	0
CHANGE		0	0	0	350+	0	0	350+	0
*****									
MINE AL CTY	TOTAL	0	0	85	11,637	32,355	48,210	92,297	16,570
	73	0	0	2,185	63,186	9,423	14,545	89,339	18,850
CHANGE		0	0	2,100-	51,549-	22,932+	33,665+	2,948+	2,280-
*****									
RURAL	74	0	0	85	7,437	26,436	43,660	77,618	12,455
	73	0	0	0	61,390	6,269	10,050	77,739	12,050
CHANGE		0	0	85+	53,953-	20,167+	33,610+	91-	405+
SHERIFF	74	0	0	0	0	1,200	3,650	4,850	3,700
	73	0	0	0	0	0	0	0	0
CHANGE		0	0	0	0	1,200+	3,650+	4,850+	3,700+
STATE POLICE	74	0	0	85	7,437	25,236	40,010	72,758	8,755
	73	0	0	0	61,390	6,269	10,050	77,709	12,050
CHANGE		0	0	85+	53,953-	18,967+	29,960+	4,941-	3,295-
MUNICIPAL	74	0	0	0	4,230	5,919	4,550	14,669	4,115
	73	0	0	2,185	1,796	3,154	4,495	11,630	6,800
CHANGE		0	0	2,185-	2,404+	2,765+	55+	3,039+	2,685-
KEYSER PD	74	0	0	0	4,105	5,919	4,550	14,574	4,114
	73	0	0	2,185	1,721	3,154	495	7,555	2,800
CHANGE		0	0	2,185-	2,384+	2,765+	4,055+	7,019+	1,314+
PIEDMONT PD	74	0	0	0	0	0	0	0	0
	73	0	0	0	75	0	0	75	0
CHANGE		0	0	0	75-	0	0	75-	0
RIDGELEY PD	74	0	0	0	95	0	0	95	1
	73	0	0	0	0	0	4,000	4,030	4,000
CHANGE		0	0	0	95+	0	4,000-	3,905-	3,999-
*****									
MINGO CTY	TOTAL	1,600	0	4,980	33,456	34,586	85,150	159,772	49,041
	73	0	0	580	48,554	55,505	70,350	194,989	45,779
CHANGE		1,600+	0	4,400+	35,098-	23,919-	14,800+	35,217-	3,262+
*****									
RURAL	74	1,600	0	1,075	21,450	31,786	58,000	113,911	26,720
	73	0	0	245	55,511	39,602	57,350	152,708	38,301
CHANGE		1,600+	0	830+	34,061-	7,816-	650+	38,797-	11,581-
SHERIFF	74	0	0	0	0	0	0	0	0
	73	0	0	0	9,500	100	4,450	14,050	2,830
CHANGE		0	0	0	9,500-	100-	4,450-	14,050-	2,830-
STATE POLICE	74	1,600	0	1,075	21,450	31,786	58,000	113,911	26,720
	73	0	0	245	46,011	39,502	52,900	138,658	35,471
CHANGE		1,600+	0	830+	24,561-	7,716-	5,100+	24,747-	8,751-
MUNICIPAL	74	0	0	3,905	12,036	2,800	27,150	45,861	22,321
	73	0	0	335	13,043	15,903	13,000	42,281	7,478
CHANGE		0	0	3,570+	1,037-	13,103-	14,150+	3,580+	14,843+
GILBERT PD	74	0	0	0	0	30	0	30	30
	73	0	0	0	2,623	3	0	2,626	3
CHANGE		0	0	0	2,623-	27+	0	2,596-	27+
WILLIAMSON PD	74	0	0	3,905	10,338	2,723	27,150	44,116	22,285
	73	0	0	335	9,920	15,900	13,000	39,135	7,475
CHANGE		0	0	3,570+	418+	13,177-	14,150+	4,961+	14,810+
KERMIT PD	74	0	0	0	0	0	0	0	0
	73	0	0	0	0	0	0	0	0
CHANGE		0	0	0	0	0	0	0	0
DELBARTON PD	74	0	0	0	1,668	47	0	1,715	6
	73	0	0	0	0	0	0	0	0
CHANGE		0	0	0	1,668+	47+	0	1,715+	6+
HATEMAN PD	74	0	0	0	0	0	0	0	0
	73	0	0	0	500	0	0	500	0
CHANGE		0	0	0	500-	0	0	500-	0
*****									
MONONGALIA CTY	TOTAL	0	0	11,919	87,041	72,263	154,575	325,798	61,475
	73	0	0	580	51,312	43,564	106,125	201,581	56,444
CHANGE		0	0	11,339+	35,729+	28,699+	48,450+	124,217+	5,031+
*****									
RURAL	74	0	0	3,802	41,555	39,436	44,700	129,493	13,362
	73	0	0	201	34,363	35,044	26,625	96,233	24,464
CHANGE		0	0	3,601+	7,192+	4,392+	18,075+	33,250+	11,102-
SHERIFF	74	0	0	602	20,188	25,982	0	46,772	1,500
	73	0	0	16	15,670	13,700	3,500	32,886	3,620
CHANGE		0	0	586+	4,518+	12,282+	3,500-	13,886+	2,120-
STATE POLICE	74	0	0	3,200	21,367	13,454	44,700	82,721	11,862
	73	0	0	185	18,693	21,344	23,125	63,347	20,844
CHANGE		0	0	3,015+	2,674+	7,890-	21,575+	19,374+	8,982-
MUNICIPAL	74	0	0	8,117	45,486	32,827	109,875	196,305	48,113
	73	0	0	379	16,949	8,520	79,500	105,348	31,980
CHANGE		0	0	7,738+	28,537+	24,307+	30,375+	93,957+	16,133+

VALUES OF PROPERTY STOLEN AND RECOVERED  
PART I OFFENSES

IDENTIFIER		MURDER	RAPE	ROBBERY	BREAKING AND ENTERING	LARCENY	AUTO THEFT	TOTAL VALUE STOLEN	TOTAL VALUE RECOVERED
MORGANTOWN PD	74	0	0	2,955	43,917	52,532	107,375	186,779	47,552
	73	0	0	379	16,949	3,574	79,500	109,337	31,764
CHANGE		0	0	2,576+	26,968+	28,958+	27,875+	81,442+	15,088+
STAR CITY PD	74	0	0	0	243	218	0	461	461
	73	0	0	0	0	16	0	16	16
CHANGE		0	0	0	243+	202+	0	445+	445+
WESTOVER PD	74	0	0	5,162	1,326	77	2,500	9,065	0
	73	0	0	0	0	0	0	0	0
CHANGE		0	0	5,162+	1,326+	77+	2,500+	9,065+	0
CSAGE PD	74	0	0	0	0	0	0	0	0
	73	0	0	0	0	0	0	0	0
CHANGE		0	0	0	0	0	0	0	0
*****									
MONROE CTY	TOTAL	74	0	0	44,929	1,420	1,200	47,549	1,841
	73	0	0	0	23,912	3,475	300	27,687	3,657
CHANGE		0	0	0	21,017+	2,055-	900+	19,862+	1,816-
*****									
RURAL	74	0	0	0	44,929	1,420	1,200	47,549	1,841
	73	0	0	0	23,912	3,475	300	27,687	3,657
CHANGE		0	0	0	21,017+	2,055-	900+	19,862+	1,816-
SHERIFF	74	0	0	0	14,833	170	0	15,003	421
	73	0	0	0	9,401	2,700	0	8,101	378
CHANGE		0	0	0	9,432+	2,533-	0	6,902+	43+
STATE POLICE	74	0	0	0	30,096	1,250	1,200	32,546	1,420
	73	0	0	0	18,511	775	300	19,586	3,279
CHANGE		0	0	0	11,585+	475+	900+	12,960+	1,859-
MUNICIPAL	74	0	0	0	0	0	0	0	0
	73	0	0	0	0	0	0	0	0
CHANGE		0	0	0	0	0	0	0	0
UNION PD	74	0	0	0	0	0	0	0	0
	73	0	0	0	0	0	0	0	0
CHANGE		0	0	0	0	0	0	0	0
*****									
MORGAN CTY	TOTAL	74	0	0	20,474	13,833	5,000	37,274	9,403
	73	0	0	0	19,674	8,578	375	28,627	3,181
CHANGE		0	0	0	800+	2,222+	5,625+	8,647+	6,222+
*****									
RURAL	74	0	0	0	19,524	10,700	6,000	36,224	9,403
	73	0	0	0	19,174	8,978	375	28,127	3,031
CHANGE		0	0	0	350+	2,122+	5,625+	8,097+	5,372+
SHERIFF	74	0	0	0	11,259	8,615	700	20,584	3,614
	73	0	0	0	10,926	5,525	0	16,451	1,292
CHANGE		0	0	0	343+	3,090+	700+	4,133+	2,322+
STATE POLICE	74	0	0	0	8,255	2,085	5,300	15,640	5,789
	73	0	0	0	8,248	3,053	375	11,676	1,739
CHANGE		0	0	0	7+	968-	4,925+	3,964+	4,050+
MUNICIPAL	74	0	0	0	950	100	0	1,050	0
	73	0	0	0	500	0	0	500	150
CHANGE		0	0	0	450+	100+	0	550+	150-
BERKELEY SPRINGS PD	74	0	0	0	0	0	0	0	0
	73	0	0	0	0	0	0	0	0
CHANGE		0	0	0	0	0	0	0	0
PAM-PAM PD	74	0	0	0	950	100	0	1,050	0
	73	0	0	0	500	0	0	500	150
CHANGE		0	0	0	450+	100+	0	550+	150-
*****									
NICHOLAS CTY	TOTAL	74	0	109	49,549	16,345	37,725	103,728	42,610
	73	0	0	0	9,023	28,520	11,720	49,263	27,005
CHANGE		0	0	109+	40,526+	12,175-	26,005+	54,465+	15,605+
*****									
RURAL	74	0	0	109	35,007	13,511	33,625	82,252	35,532
	73	0	0	0	6,056	18,274	9,195	33,525	14,197
CHANGE		0	0	109+	28,951+	4,763-	24,430+	48,727+	21,335+
SHERIFF	74	0	0	0	5,400	300	0	5,700	700
	73	0	0	0	1,368	985	0	2,353	935
CHANGE		0	0	0	4,032+	685-	0	3,347+	235-
STATE POLICE	74	0	0	109	29,607	13,211	33,625	76,552	34,832
	73	0	0	0	4,688	17,289	9,195	31,172	13,262
CHANGE		0	0	109+	24,919+	4,078-	24,430+	45,380+	21,570+
MUNICIPAL	74	0	0	0	14,542	2,834	4,100	21,476	7,078
	73	0	0	0	2,967	10,246	2,525	15,738	12,808
CHANGE		0	0	0	11,575+	7,412-	1,575+	5,738+	5,730-
RICHMOND PD	74	0	0	0	350	792	0	1,142	572
	73	0	0	0	1,287	1,526	0	2,813	560
CHANGE		0	0	0	937-	734-	0	1,671-	12+
SUMMERSVILLE PD	74	0	0	0	14,192	2,042	4,100	20,334	6,506
	73	0	0	0	1,850	8,720	2,525	12,925	12,248
CHANGE		0	0	0	12,342+	5,678-	1,575+	7,409+	5,742-
*****									
OHIO CTY	TOTAL	74	0	15,952	114,855	150,888	138,500	423,195	87,001
	73	0	0	11,523	51,909	142,343	80,822	286,597	47,034
CHANGE		0	0	4,429+	62,946+	8,545+	57,678+	133,598+	19,967+

VALUES OF PROPERTY STOLEN AND RECOVERED  
PART I OFFENSES

IDENTIFIER		MURDER	RAPE	ROBBERY	BREAKING AND ENTERING	LARCENY	AUTO THEFT	TOTAL VALUE STOLEN	TOTAL VALUE RECOVERED
RURAL	74	0	0	0,006	32,637	15,712	43,875	100,230	14,302
CHANGE	73	0	0	166	5,644	63,675	4,625	74,061	13,739
				7,840+	26,993+	17,894-	39,250+	26,139+	563+
SHERIFF	74	0	0	225	27,056	13,457	2,675	43,413	4,698
CHANGE	73	0	0	0	3,225	1,560	200	4,985	730
				225+	23,831+	11,897+	2,475+	38,429+	3,968+
STATE POLICE	74	0	0	7,781	5,581	2,255	41,200	55,817	9,604
CHANGE	73	0	0	166	2,419	62,046	4,425	59,056	13,009
				7,615+	3,162+	59,791-	36,775+	12,239-	3,405-
MUNICIPAL	74	0	0	7,946	82,218	135,176	94,625	319,965	72,699
CHANGE	73	0	0	11,357	46,265	73,737	76,197	212,556	53,795
				3,411-	35,953+	56,439+	18,428+	107,439+	19,404+
WHEELING PD	74	0	0	7,946	81,243	135,176	94,625	318,990	72,699
CHANGE	73	0	0	11,357	46,265	78,737	76,197	212,556	53,295
				3,411-	34,978+	56,439+	18,428+	106,434+	19,404+
TRIADDELPHIA PD	74	0	0	0	975	0	0	975	0
CHANGE	73	0	0	0	0	0	0	0	0
				0	975+	0	0	975+	0
*****									
PENDLETON CTY TOTAL	74	0	0	120	4,445	2,067	0	6,632	330
CHANGE	73	0	0	188	1,243	3,773	0	5,204	418
				68-	3,232+	1,706-	0	1,428+	88-
*****									
RURAL	74	0	0	120	4,214	1,767	0	6,101	285
CHANGE	73	0	0	188	1,158	3,406	0	4,752	354
				68-	3,056+	1,639-	0	1,349+	69-
SHERIFF	74	0	0	0	0	0	0	0	0
CHANGE	73	0	0	0	0	0	0	0	0
				0	0	0	0	0	0
STATE POLICE	74	0	0	120	4,214	1,767	0	6,101	285
CHANGE	73	0	0	188	1,158	3,406	0	4,752	354
				68-	3,056+	1,639-	0	1,349+	69-
MUNICIPAL	74	0	0	0	231	300	0	531	45
CHANGE	73	0	0	0	85	367	0	452	64
				0	146+	67-	0	79+	19-
FRANKLIN PD	74	0	0	0	231	300	0	531	45
CHANGE	73	0	0	0	85	367	0	452	64
				0	146+	67-	0	79+	19-
*****									
PLEASANTS CTY TOTAL	74	0	0	95	12,074	4,665	7,600	24,454	6,215
CHANGE	73	0	0	201	5,481	3,654	5,300	14,636	5,400
				106-	6,613+	1,011+	2,300+	9,818+	815+
*****									
RURAL	74	0	0	95	9,315	1,860	1,700	12,970	855
CHANGE	73	0	0	200	2,453	1,437	5,300	9,390	5,300
				105-	6,862+	423+	3,600-	3,580+	4,445-
SHERIFF	74	0	0	0	1,145	0	0	1,145	0
CHANGE	73	0	0	0	300	0	0	300	0
				0	845+	0	0	845+	0
STATE POLICE	74	0	0	95	8,170	1,860	1,700	11,825	855
CHANGE	73	0	0	200	2,153	1,437	5,300	9,090	5,300
				105-	6,017+	423+	3,600-	2,735+	4,445-
MUNICIPAL	74	0	0	0	2,779	2,805	5,900	11,484	5,360
CHANGE	73	0	0	1	3,028	2,217	0	5,246	100
				1-	249-	588+	5,900+	6,238+	5,260+
ST MARYS PD	74	0	0	0	2,779	2,805	5,900	11,484	5,360
CHANGE	73	0	0	1	3,028	2,217	0	5,246	100
				1-	249-	588+	5,900+	6,238+	5,260+
*****									
POCAHONTAS CTY TOTAL	74	0	0	0	16,517	11,213	11,909	39,639	14,262
CHANGE	73	0	0	0	3,706	5,029	3,038	11,773	4,185
				0	12,811+	6,184+	8,871+	27,866+	10,077+
*****									
RURAL	74	0	0	0	14,133	10,933	11,909	36,975	14,152
CHANGE	73	0	0	0	3,701	4,613	2,712	11,026	3,509
				0	10,432+	6,320+	9,197+	25,949+	10,643+
SHERIFF	74	0	0	0	2,515	2,021	0	4,536	935
CHANGE	73	0	0	0	2,006	1,410	300	3,716	1,097
				0	509+	611+	300-	820+	162-
STATE POLICE	74	0	0	0	11,618	8,912	11,909	32,439	13,217
CHANGE	73	0	0	0	1,695	3,203	2,412	7,310	2,412
				0	9,923+	5,709+	9,497+	25,129+	10,805+
MUNICIPAL	74	0	0	0	2,384	280	0	2,664	110
CHANGE	73	0	0	0	5	416	326	747	676
				0	2,379+	136-	326-	1,917+	566-
MARLINTON PD	74	0	0	0	2,384	280	0	2,664	110
CHANGE	73	0	0	0	5	416	326	747	676
				0	2,379+	136-	326-	1,917+	566-
*****									
PRESTON CTY TOTAL	74	0	0	795	59,265	26,989	18,000	105,059	11,311
CHANGE	73	0	0	37,560	13,084	16,603	22,681	89,928	15,010
				36,765-	46,181+	10,386+	4,681-	15,121+	3,699-
*****									

VALUES OF PROPERTY STOLEN AND RECOVERED  
PART I OFFENSES

		MURDER	RAPE	ROBBERY	BREAKING AND ENTERING	LARCENY	AUTO THEFT	TOTAL VALU STOLEN	TOTAL VALU RECOVERED
RURAL	74	0	0	545	58,330	23,933	18,000	101,375	11,199
CHANGE	73	0	0	37,560	11,740	14,264	17,781	81,349	12,440
		0	0	37,015-	47,160+	9,632+	219+	20,026+	1,291-
SHERIFF	74	0	0	535	52,062	11,743	11,300	75,690	8,368
CHANGE	73	0	0	1,423	9,140	8,856	15,188	35,617	11,294
		0	0	888-	42,922+	2,927+	4,838-	47,073+	2,926-
STATE POLICE	74	0	0	10	6,438	12,147	6,700	25,695	2,331
CHANGE	73	0	0	30,137	2,600	5,412	1,593	45,742	1,196
		0	0	30,127-	4,238+	6,735+	5,107+	23,047-	1,635+
MUNICIPAL	74	0	0	250	365	3,059	0	3,674	112
CHANGE	73	0	0	0	1,344	2,335	4,900	8,579	2,520
		0	0	250+	979-	724+	4,900-	4,905-	2,408-
KINGWOOD PD	74	0	0	230	355	1,999	0	2,624	112
CHANGE	73	0	0	0	569	2,305	2,900	5,774	430
		0	0	230+	214-	306-	2,900-	3,170-	318-
TEKRA ALTA PD	74	0	0	0	0	150	0	150	0
CHANGE	73	0	0	0	0	0	2,000	2,030	2,000
		0	0	0	0	150+	2,000-	1,850-	2,000-
ROWLESBURG PD	74	0	0	0	0	3	0	0	0
CHANGE	73	0	0	0	0	0	0	0	0
		0	0	0	0	0	0	0	0
MASONTOWN PD	74	0	0	0	0	900	0	900	0
CHANGE	73	0	0	0	775	30	0	805	90
		0	0	0	775-	870+	0	95+	90-
NEWBURG PD	74	0	0	0	0	0	0	0	0
CHANGE	73	0	0	0	0	0	0	0	0
		0	0	0	0	0	0	0	0
TUNNELTON PD	74	0	0	0	10	10	0	20	0
CHANGE	73	0	0	0	0	0	0	0	0
		0	0	0	10+	10+	0	20+	0
*****									
PUTNAM CTY	TOTAL	74	0	749	33,813	45,488	14,299	94,349	6,849
	73	0	0	0	43,089	28,532	34,050	135,671	29,920
CHANGE		0	0	749+	4,276-	16,956+	19,751-	11,322-	23,071-
*****									
RURAL	74	0	0	749	32,073	43,102	14,299	90,223	6,485
CHANGE	73	0	0	0	43,060	27,964	34,050	135,074	29,807
		0	0	749+	10,987-	15,138+	19,751-	14,851-	23,322-
SHERIFF	74	0	0	391	6,722	4,619	6,000	17,732	2,542
CHANGE	73	0	0	0	30,569	5,752	3,900	40,861	10,207
		0	0	391+	23,867-	2,133-	2,500+	23,139-	7,665-
STATE POLICE	74	0	0	358	25,351	38,483	8,299	72,491	3,943
CHANGE	73	0	0	0	12,471	21,212	30,550	64,233	19,600
		0	0	358+	12,880+	17,271+	22,251-	8,258+	15,657-
MUNICIPAL	74	0	0	0	1,740	2,386	0	4,126	364
CHANGE	73	0	0	0	29	568	0	597	113
		0	0	0	1,711+	1,818+	0	3,529+	251+
HURRICANE PD	74	0	0	0	1,740	2,386	0	4,126	364
CHANGE	73	0	0	0	29	568	0	597	113
		0	0	0	1,711+	1,818+	0	3,529+	251+
*****									
RALEIGH CTY	TOTAL	74	0	32,894	128,615	101,089	105,301	367,899	201,611
	73	0	0	29,252	52,997	74,640	111,215	268,104	135,155
CHANGE		0	0	3,642+	75,618+	26,449+	5,914-	99,795+	66,456+
*****									
RURAL	74	0	0	590	76,576	39,786	53,805	170,757	112,826
CHANGE	73	0	0	90	28,894	31,682	35,345	95,011	42,354
		0	0	500+	47,682+	8,104+	20,460+	76,746+	70,472+
SHERIFF	74	0	0	0	26,109	3,328	2,290	31,727	7,467
CHANGE	73	0	0	0	2,791	187	10,700	13,658	11,302
		0	0	0	23,318+	3,161+	8,410-	18,059+	3,835-
STATE POLICE	74	0	0	590	50,447	36,458	51,515	139,030	105,359
CHANGE	73	0	0	90	26,103	31,515	22,645	85,353	31,052
		0	0	500+	24,364+	4,943+	28,870+	58,677+	74,307+
MUNICIPAL	74	0	0	32,304	52,039	61,303	51,496	197,142	88,785
CHANGE	73	0	0	29,162	24,103	42,958	77,870	174,093	92,801
		0	0	3,142+	27,936+	18,345+	26,374-	23,049+	4,016-
BECKLEY PD	74	0	0	32,304	51,141	61,228	51,496	196,169	88,697
CHANGE	73	0	0	25,462	22,741	42,933	77,870	169,006	91,414
		0	0	6,842+	28,400+	18,295+	26,374-	27,163+	2,717-
HABSCOTT PD	74	0	0	0	898	0	0	898	88
CHANGE	73	0	0	0	0	25	0	25	25
		0	0	0	898+	25-	0	873+	63+
SOPHIA PD	74	0	0	0	0	75	0	75	0
CHANGE	73	0	0	3,700	1,362	0	0	5,052	1,362
		0	0	3,700-	1,362-	75+	0	4,987-	1,362-
*****									
RANDOLPH CTY	TOTAL	74	0	0	19,039	32,252	14,575	55,834	16,318
	73	0	0	0	24,756	20,415	10,995	55,166	16,928
CHANGE		0	0	0	5,747-	11,835+	3,580+	9,658+	410-
*****									
RURAL	74	0	0	0	17,267	20,733	10,975	49,975	11,873
CHANGE	73	0	0	0	21,328	11,002	5,395	38,725	10,233
		0	0	0	4,061-	9,731+	4,580+	10,250+	1,640+

VALUES OF PROPERTY STOLEN AND RECEIVED  
PART I OFFENSES

IDENTIFIER		MURDER	RAPE	ROBBERY	BREAKING AND ENTERING	LARCENY	AUTO THFT	TOTAL VALUE STOLEN	TOTAL VALUE RECOVERED
SHERIFF	74	0	0	0	1,064	3	0	1,064	42
	73	0	0	0	30	0	0	30	0
CHANGE		0	0	0	1,034+	3	0	1,034+	42+
STATE POLICE	74	0	0	0	16,203	20,733	10,975	47,911	11,331
	73	0	0	0	21,298	11,002	6,395	38,695	10,233
CHANGE		0	0	0	5,095-	9,731+	4,580+	9,216+	1,598+
MUNICIPAL	74	0	0	0	1,742	11,517	3,600	16,859	4,445
	73	0	0	0	3,428	9,413	4,600	17,441	6,695
CHANGE		0	0	0	1,686-	2,104+	1,000-	582-	2,250-
ELKINS PD	74	0	0	0	1,742	11,517	3,600	16,859	4,445
	73	0	0	0	3,428	9,413	4,600	17,441	6,695
CHANGE		0	0	0	1,686-	2,104+	1,000-	582-	2,250-
RITCHIE CTY TOTAL	74	0	0	365	12,344	7,877	1,600	22,136	11,548
	73	0	0	0	5,452	1,751	10,775	17,978	11,750
CHANGE		0	0	365+	5,892+	6,126+	9,175+	4,204+	202+
RURAL	74	0	0	365	10,861	7,777	1,600	20,673	11,548
	73	0	0	0	5,291	1,676	10,775	17,742	11,750
CHANGE		0	0	365+	5,570+	5,101+	9,175+	2,851+	202+
SHERIFF	74	0	0	0	45	235	0	280	0
	73	0	0	0	943	200	0	1,143	100
CHANGE		0	0	0	898-	35+	0	853-	100-
STATE POLICE	74	0	0	365	10,816	7,542	1,600	20,323	11,548
	73	0	0	0	4,348	1,476	10,775	16,599	11,650
CHANGE		0	0	365+	6,468+	6,066+	9,175+	3,724+	102+
MUNICIPAL	74	0	0	0	1,483	100	0	1,583	0
	73	0	0	0	161	75	0	236	0
CHANGE		0	0	0	1,322+	25+	0	1,347+	0
PENNSBORO PD	74	0	0	0	1,483	100	0	1,583	0
	73	0	0	0	161	75	0	236	0
CHANGE		0	0	0	1,322+	25+	0	1,347+	0
ROANE CTY TOTAL	74	0	0	964	6,226	11,653	7,900	25,743	5,367
	73	0	0	0	3,636	15,393	6,800	25,829	8,772
CHANGE		0	0	964+	2,590+	3,740-	1,100+	914+	3,405-
RURAL	74	0	0	964	6,219	13,868	7,900	25,951	4,575
	73	0	0	0	3,636	13,213	4,800	23,649	5,772
CHANGE		0	0	964+	2,583+	4,345-	3,100+	2,302+	2,197-
SHERIFF	74	0	0	0	560	750	0	1,310	580
	73	0	0	0	330	150	0	480	180
CHANGE		0	0	0	230+	600+	0	830+	400+
STATE POLICE	74	0	0	964	5,659	10,118	7,900	24,641	3,995
	73	0	0	0	3,306	15,063	4,800	23,159	6,592
CHANGE		0	0	964+	2,353+	4,945-	3,100+	1,472+	2,597-
MUNICIPAL	74	0	0	0	7	785	0	792	792
	73	0	0	0	0	180	2,000	2,180	2,000
CHANGE		0	0	0	7+	605+	2,000-	1,338-	1,208-
SPENCER PD	74	0	0	0	7	785	0	792	792
	73	0	0	0	0	180	2,000	2,180	2,000
CHANGE		0	0	0	7+	605+	2,000-	1,338-	1,208-
SUMMERS CTY TOTAL	74	0	0	123	7,066	8,137	3,900	18,026	2,183
	73	0	0	0	7,527	3,234	650	11,411	2,446
CHANGE		0	0	123+	461-	4,903+	2,850+	7,415+	263-
RURAL	74	0	0	2	6,118	7,682	1,200	15,002	1,576
	73	0	0	0	5,576	3,027	150	8,753	1,080
CHANGE		0	0	2+	542+	4,655+	1,050+	6,249+	496+
SHERIFF	74	0	0	0	0	0	0	0	0
	73	0	0	0	0	0	0	0	0
CHANGE		0	0	0	0	0	0	0	0
STATE POLICE	74	0	0	2	6,118	7,682	1,200	15,032	1,576
	73	0	0	0	5,576	3,027	150	8,753	1,080
CHANGE		0	0	2+	542+	4,655+	1,050+	6,249+	496+
MUNICIPAL	74	0	0	121	948	455	2,300	3,824	607
	73	0	0	0	1,951	207	500	2,658	1,366
CHANGE		0	0	121+	1,003-	248+	1,800+	1,156+	759-
HINTON PD	74	0	0	121	948	455	2,300	3,824	607
	73	0	0	0	1,951	207	500	2,658	1,366
CHANGE		0	0	121+	1,003-	248+	1,800+	1,156+	759-
TAYLOR CTY TOTAL	74	0	0	204	19,457	1,571	4,525	25,757	1,518
	73	0	0	0	4,704	2,135	10,845	17,684	13,068
CHANGE		0	0	204+	14,753+	564-	6,320-	9,073+	11,550-
RURAL	74	0	0	204	17,119	950	4,525	22,798	1,518
	73	0	0	0	3,913	2,077	8,845	14,832	10,245
CHANGE		0	0	204+	13,209+	1,127-	4,320-	7,956+	8,727-
SHERIFF	74	0	0	4	7,854	950	4,325	13,133	698
	73	0	0	0	1,414	1,127	3,700	6,241	3,750
CHANGE		0	0	4+	6,440+	177-	625+	6,892+	3,092-

VALUES OF PROPERTY STOLEN AND RECOVERED  
PART I OFFENSES

IDENTIFIER	MURDER	RAPE	ROBBERY	BREAKING AND ENTERING	LARCENY	AUTO THEFT	TOTAL VALUE STOLEN	TOTAL VALUE RECOVERED
STATE POLICE 74	0	0	200	9,255	3	200	9,655	920
73	0	0	0	2,496	450	5,145	4,711	6,493
CHANGE	0	0	200+	6,769+	950-	4,945-	1,074+	5,635-
MUNICIPAL 74	0	0	0	2,338	621	0	2,959	0
73	0	0	0	794	58	2,000	2,852	2,823
CHANGE	0	0	0	1,544+	563+	2,000-	137+	2,823-
GRAFTON PD 74	0	0	0	2,338	621	0	2,959	0
73	0	0	0	794	58	2,000	2,852	2,823
CHANGE	0	0	0	1,544+	563+	2,000-	107+	2,823-
TUCKER CTY TOTAL 74	0	0	1,134	8,410	8,655	7,600	23,799	4,983
73	0	0	0	5,130	16,124	19,325	40,579	19,952
CHANGE	0	0	1,134+	3,280+	7,469-	11,725-	14,780-	14,969-
RURAL 74	0	0	1,134	7,068	8,630	7,600	24,432	4,953
73	0	0	0	4,923	15,758	14,025	34,706	14,286
CHANGE	0	0	1,134+	2,145+	7,128-	6,425-	10,274-	9,333-
SHERIFF 74	0	0	600	0	0	0	600	0
73	0	0	0	0	0	931	2,601	1,865
CHANGE	0	0	600+	0	0	1,650-	2,031-	1,865-
STATE POLICE 74	0	0	534	7,068	8,630	7,600	23,832	4,953
73	0	0	0	4,923	14,807	12,375	32,105	12,421
CHANGE	0	0	534+	2,145+	6,177-	4,775-	9,273-	7,468-
MUNICIPAL 74	0	0	0	1,362	25	0	1,387	30
73	0	0	0	207	366	5,300	5,873	5,666
CHANGE	0	0	0	1,135+	341-	5,300-	4,536-	5,636-
PARSONS PD 74	0	0	0	1,083	0	0	1,083	0
73	0	0	0	0	5	800	805	805
CHANGE	0	0	0	1,083+	5-	800-	278+	805-
THOMAS PD 74	0	0	0	259	25	0	284	30
73	0	0	0	207	361	4,500	5,068	4,861
CHANGE	0	0	0	52+	336-	4,500-	4,784-	4,831-
TYLER CTY TOTAL 74	0	0	224	3,911	4,800	1,500	17,435	2,260
73	0	0	0	4,263	3,085	5,200	12,548	5,830
CHANGE	0	0	224+	352-	1,715+	3,700-	2,113-	3,570-
RURAL 74	0	0	0	2,104	4,595	1,500	8,199	2,260
73	0	0	0	3,572	2,097	5,200	10,869	5,640
CHANGE	0	0	0	1,468-	2,498+	3,700-	2,670-	3,380-
SHERIFF 74	0	0	0	819	3	0	819	0
73	0	0	0	1,800	0	0	1,800	0
CHANGE	0	0	0	981-	3	0	981-	3
STATE POLICE 74	0	0	0	1,285	4,595	1,500	7,380	2,260
73	0	0	0	1,772	2,097	5,200	9,069	5,640
CHANGE	0	0	0	487-	2,498+	3,700-	1,689-	3,380-
MUNICIPAL 74	0	0	224	1,807	205	0	2,236	0
73	0	0	0	691	988	0	1,679	190
CHANGE	0	0	224+	1,116+	783-	0	557+	190-
PADEN CITY PD 74	0	0	0	0	0	0	0	0
73	0	0	0	110	3	0	110	45
CHANGE	0	0	0	110-	3	0	110-	45-
SISTERSVILLE PD 74	0	0	0	1,775	205	0	1,980	0
73	0	0	0	581	988	0	1,569	145
CHANGE	0	0	0	1,194+	783-	0	411+	145-
MIDDLEBOURNE PD 74	0	0	224	32	3	0	256	0
73	0	0	0	0	0	0	0	0
CHANGE	0	0	224+	32+	3	0	256+	0
UPSUR CTY TOTAL 74	0	0	0	28,839	23,465	20,725	73,029	19,692
73	0	0	176	7,992	5,139	5,000	18,307	6,475
CHANGE	0	0	176-	20,847+	18,326+	15,725+	54,722+	13,217+
RURAL 74	0	0	0	12,944	22,545	14,300	49,789	13,167
73	0	0	176	6,912	6,933	1,775	13,816	2,847
CHANGE	0	0	176-	6,032+	17,592+	12,525+	35,973+	10,320+
SHERIFF 74	0	0	0	3,585	1,020	0	4,605	565
73	0	0	100	1,107	27	0	1,234	477
CHANGE	0	0	100-	2,478+	993+	0	3,371+	88+
STATE POLICE 74	0	0	0	9,359	21,525	14,300	45,184	12,602
73	0	0	76	5,805	4,926	1,775	12,502	2,370
CHANGE	0	0	76-	3,594+	13,599+	12,525+	32,602+	10,232+
MUNICIPAL 74	0	0	0	15,895	920	6,425	23,240	6,525
73	0	0	0	1,080	186	3,225	4,491	3,628
CHANGE	0	0	0	14,815+	734+	3,200+	18,749+	2,897+
BUCKHANNON PD 74	0	0	0	15,895	920	6,425	23,240	6,525
73	0	0	0	1,080	186	3,225	4,491	3,628
CHANGE	0	0	0	14,815+	734+	3,200+	18,749+	2,897+
WAYNE CTY TOTAL 74	0	0	100	82,803	58,867	46,480	188,250	54,495
73	0	0	562	49,256	34,427	23,093	107,338	13,831
CHANGE	0	0	462-	33,547+	24,440+	23,387+	80,912+	40,664+

VALUES OF PROPERTY STOLEN AND RECOVERED  
PART I OFFENSES

IDENTIFIER	MURDER	RAPE	ROBBERY	BREAKING AND ENTERING	LARCENY	AUTO THEFT	TOTAL VALUE STOLEN	TOTAL VALUE RECOVERED
RURAL 74	0	0	100	7,994	53,246	37,980	157,310	45,120
CHANGE 73	0	0	562	42,600	24,524	16,853	84,977	7,816
			462-	33,24+	28,722+	21,127+	82,711+	37,304+
SHERIFF 74	0	0	0	16,880	4,300	3,900	25,040	5,470
CHANGE 73	0	0	0	10,995	170	5,450	15,615	2,120
				5,885+	4,130+	1,550-	6,445+	3,550+
STATE POLICE 74	0	0	100	59,104	48,946	34,080	142,230	39,450
CHANGE 73	0	0	562	31,665	24,354	11,403	57,984	5,696
			462-	27,459+	24,592+	22,677+	74,246+	33,754+
MUNICIPAL 74	0	0	0	6,819	5,621	8,500	20,940	9,375
CHANGE 73	0	0	0	6,596	7,903	6,240	22,739	6,015
				223+	4,282-	2,260+	1,799-	3,360+
CEREDO PD 74	0	0	0	4,587	834	6,600	12,021	6,855
CHANGE 73	0	0	0	3,805	662	2,000	6,467	2,083
				782+	172+	4,600+	5,554+	4,772+
KENOVA PD 74	0	0	0	2,232	4,787	1,900	8,919	2,520
CHANGE 73	0	0	0	2,791	9,241	4,240	15,272	3,932
				559-	4,454-	2,340-	7,353-	1,412-
WAYNE PD 74	0	0	0	0	0	0	0	0
CHANGE 73	0	0	0	0	0	0	0	0
				0	0	0	0	0
FORT GAY PD 74	0	0	0	0	0	0	0	0
CHANGE 73	0	0	0	0	0	0	0	0
				0	0	0	0	0
WEBSTER CTY TOTAL 74	0	0	0	17,729	5,324	11,400	35,453	9,000
CHANGE 73	0	0	54	4,366	2,867	400	7,687	1,277
			54-	13,363+	3,457+	11,000+	27,756+	3,723+
RURAL 74	0	0	0	17,729	3,979	11,400	33,108	3,300
CHANGE 73	0	0	54	4,366	2,867	400	7,687	1,277
			54-	13,363+	1,112+	11,000+	25,421+	2,023+
SHERIFF 74	0	0	0	9,050	150	3,000	12,200	3,000
CHANGE 73	0	0	0	300	600	0	900	0
				8,750+	450-	3,000+	11,300+	3,000+
STATE POLICE 74	0	0	0	4,674	3,829	8,400	20,908	300
CHANGE 73	0	0	54	4,066	2,267	400	6,787	1,277
			54-	4,613+	1,562+	8,000+	14,121+	977-
MUNICIPAL 74	0	0	0	0	2,345	0	2,345	1,700
CHANGE 73	0	0	0	0	0	0	0	0
				0	2,345+	0	2,345+	1,700+
WEBSTER SPRINGS PD 74	0	0	0	0	0	0	0	0
CHANGE 73	0	0	0	0	0	0	0	0
				0	0	0	0	0
COWEN PD 74	0	0	0	0	2,345	0	2,345	1,700
CHANGE 73	0	0	0	0	0	0	0	0
				0	2,345+	0	2,345+	1,700+
METZEL CTY TOTAL 74	0	0	70	24,478	22,362	12,075	59,985	13,999
CHANGE 73	0	0	5,060	16,702	7,057	25,500	54,319	32,481
			4,990-	7,776+	15,305+	13,425-	38,666+	16,482-
RURAL 74	0	0	0	17,323	14,387	5,200	36,910	1,439
CHANGE 73	0	0	5,060	10,048	3,726	4,000	22,834	10,270
			5,060-	7,275+	10,661+	1,200+	14,076+	8,831-
SHERIFF 74	0	0	0	11,029	480	5,200	16,739	624
CHANGE 73	0	0	0	5,934	100	0	6,034	2,250
				5,095+	380+	5,200+	13,675+	1,626-
STATE POLICE 74	0	0	0	6,294	13,907	0	20,201	815
CHANGE 73	0	0	5,060	4,114	3,626	4,000	16,800	8,020
			5,060-	2,180+	10,281+	4,000-	3,431+	7,205-
MUNICIPAL 74	0	0	70	7,155	7,975	6,875	22,075	12,560
CHANGE 73	0	0	0	6,654	3,331	21,500	31,485	22,211
			70+	501+	4,644+	14,625-	9,410-	9,651-
HUNDRED PD 74	0	0	0	0	0	0	0	0
CHANGE 73	0	0	0	0	0	0	0	0
				0	0	0	0	0
NEW MARTINSVILLE PD 74	0	0	70	7,080	7,975	6,875	22,000	12,485
CHANGE 73	0	0	0	6,654	3,331	21,500	31,485	22,211
			70+	426+	4,644+	14,625-	9,435-	9,726-
PINE GROVE PD 74	0	0	0	75	0	0	75	75
CHANGE 73	0	0	0	0	0	0	0	0
				75+	0	0	75+	75+
MIRT CTY TOTAL 74	0	0	20	4,462	10,467	600	15,529	957
CHANGE 73	0	0	0	1,425	5,007	900	7,332	885
			20+	3,037+	5,440+	300-	8,197+	72+
RURAL 74	0	0	20	4,462	10,467	600	15,529	957
CHANGE 73	0	0	0	1,425	5,007	900	7,332	885
			20+	3,037+	5,440+	300-	8,197+	72+
SHERIFF 74	0	0	0	115	0	0	115	0
CHANGE 73	0	0	0	65	60	0	125	125
				50+	60-	0	10-	125-

VALUES OF PROPERTY STOLEN AND RECOVERED  
PART I OFFENSES

IDENTIFIER	MURDER	RAPE	ROBBERY	BREAKING AND ENTERING	LARCENY	AUTO THEFT	TOTAL VALUE STOLEN	TOTAL VALUE RECOVERED
STATE POLICE 74	0	0	20	4,347	13,447	600	15,414	957
73	0	3	0	1,360	4,947	900	7,207	767
CHANGE	0	3	20+	2,967+	5,500+	300-	8,207+	197+
MUNICIPAL 74	0	0	0	0	0	0	0	0
73	0	0	0	0	0	0	0	0
CHANGE	0	0	0	0	0	0	0	0
ELIZABETH PD 74	0	0	0	0	0	0	0	0
73	0	0	0	0	0	0	0	0
CHANGE	0	0	0	0	0	0	0	0
*****								
MUDD CTY TOTAL 74	0	0	20,182	186,121	254,559	245,317	711,179	272,021
73	0	0	3,166	73,668	112,964	124,023	313,821	213,560
CHANGE	0	0	17,016+	112,453+	145,595+	122,294+	397,358+	58,461+
*****								
RURAL 74	0	0	2,929	48,134	66,743	32,405	150,211	69,488
73	0	0	333	11,991	29,239	32,764	74,327	57,171
CHANGE	0	0	2,596+	36,143+	37,504+	359-	75,884+	12,317+
SHERIFF 74	0	0	1,823	34,710	55,375	19,875	112,783	60,074
73	0	0	0	7,230	25,666	15,579	68,475	46,871
CHANGE	0	0	1,823+	27,480+	30,709+	4,296+	64,308+	13,203+
STATE POLICE 74	0	0	1,106	13,424	10,368	12,530	37,428	9,414
73	0	0	333	4,751	3,573	17,185	25,852	10,300
CHANGE	0	0	773+	8,663+	6,795+	4,655-	11,576+	886-
MUNICIPAL 74	0	0	17,253	137,987	191,816	213,912	560,968	202,533
73	0	0	2,833	61,677	83,725	91,259	239,494	156,389
CHANGE	0	0	14,420+	76,310+	108,091+	122,653+	321,474+	46,144+
PARKERSBURG PD 74	0	0	15,534	109,050	146,879	200,429	571,897	189,083
73	0	0	1,133	60,099	77,099	90,425	228,756	152,828
CHANGE	0	0	14,406+	48,951+	69,780+	110,004+	243,141+	36,255+
VIENNA PD 74	0	0	314	28,456	40,969	12,283	82,022	11,867
73	0	0	1,700	1,558	4,880	634	8,772	2,935
CHANGE	0	0	1,386-	26,898+	36,089+	11,649+	73,250+	8,932+
WILLIAMSTOWN PD 74	0	0	1,400	481	3,968	1,200	7,049	1,583
73	0	0	0	20	1,746	200	1,966	626
CHANGE	0	0	1,400+	461+	2,222+	1,000+	5,083+	957+
*****								
WYOMING CTY TOTAL 74	0	0	294	35,822	18,869	46,100	101,095	37,157
73	0	0	3,900	26,634	11,015	33,800	75,349	35,160
CHANGE	0	0	3,606-	9,188+	7,854+	12,300+	25,736+	1,997+
*****								
RURAL 74	0	0	294	27,715	18,449	42,100	88,558	32,450
73	0	0	3,900	26,030	10,955	27,300	58,195	28,600
CHANGE	0	0	3,606-	1,685+	7,494+	14,800+	20,373+	3,850+
SHERIFF 74	0	0	144	0	0	0	144	0
73	0	0	0	0	0	0	0	0
CHANGE	0	0	144+	0	0	0	144+	0
STATE POLICE 74	0	0	150	27,715	18,449	42,100	88,614	32,450
73	0	0	3,900	26,030	10,955	27,300	68,185	28,600
CHANGE	0	0	3,750-	1,685+	7,494+	14,800+	20,229+	3,850+
MUNICIPAL 74	0	0	0	8,107	420	4,000	12,527	4,707
73	0	0	0	604	63	6,500	7,154	6,560
CHANGE	0	0	0	7,503+	360+	2,500-	5,363+	1,853-
MULLENS PD 74	0	0	0	691	2	0	693	2
73	0	0	0	0	0	0	0	0
CHANGE	0	0	0	691+	2+	0	693+	2+
PINEVILLE PD 74	0	0	0	75	0	0	75	75
73	0	0	0	300	0	6,500	6,800	6,500
CHANGE	0	0	0	225-	0	6,500-	6,725-	6,425-
OCEANA PD 74	0	0	0	7,341	418	4,000	11,759	4,630
73	0	0	0	304	60	0	364	60
CHANGE	0	0	0	7,037+	358+	4,000+	11,395+	4,570+



# **PART I ARRESTS BY CHARGE AND AGENCY TYPE**

The report in this section details the number of persons arrested for Part I Offenses for the reporting periods of 1973 and 1974. Definitions for each of the Part I Offenses may be found in this book in the Table of Contents under the category entitled "Classification of Offenses".

PART I ARRESTS BY CHARGE AND AGENCY TYPE

		JUVENILE	ADULTS	GRAND TOTAL	CRIMINAL MURDER	HOMICIDE MFG	FORCIBLE RAPE	ROBBERY	AGGRAV ASSAULT	BURGLARY	LARCENY	THEFT
WEST VIRGINIA	TOTAL	74	5161	5242	102	47	143	306	849	2175	4164	474
	73	2421	4191	7012	87	51	144	244	708	1817	3347	614
	CHANGE	340+	940+	1270+	15+	4-	1-	62+	141+	358+	819+	147-
RURAL	74	1185	2686	3871	75	39	95	144	483	1300	1451	284
	73	1202	2315	3517	58	48	100	108	402	1131	1277	393
	CHANGE	17-	371+	354+	17+	9-	5-	36+	81+	169+	174+	109-
SHERIFF'S	74	317	960	1277	21	5	34	54	186	412	483	82
	73	392	838	1230	15	4	42	49	142	373	485	120
	CHANGE	75-	122+	47+	6+	1+	8-	5+	44+	39+	2-	38-
STATE POLICE	74	868	1726	2594	54	34	61	90	297	888	968	202
	73	810	1477	2287	43	44	58	59	260	758	792	273
	CHANGE	58+	249+	307+	11+	10-	3+	31+	37+	130+	176+	71-
MUNICIPAL	74	1976	2435	4411	27	8	48	162	366	875	2735	190
	73	1619	1876	3495	29	3	44	136	305	686	2070	221
	CHANGE	357+	559+	916+	2-	5+	4+	26+	60+	189+	665+	31-
SARGOUR CTY	TOTAL	74	4	22	2	0	0	5	6	2	12	0
	73	19	15	34	2	0	0	0	2	21	9	0
	CHANGE	15-	7+	8-	1-	0	0	5+	4+	19-	3+	0
RURAL	74	4	18	22	1	0	0	3	4	2	10	0
	73	19	13	32	2	0	0	0	1	21	8	0
	CHANGE	15-	5+	10-	1-	0	0	5+	3+	19-	2+	0
SHERIFF	74	0	4	4	0	0	0	0	3	0	1	0
	73	1	0	1	0	0	0	0	0	0	1	0
	CHANGE	1-	4+	3+	0	0	0	0	3+	0	0	0
STATE POLICE	74	4	14	18	1	0	0	5	1	2	9	0
	73	18	13	31	2	0	0	0	1	21	7	0
	CHANGE	14-	1+	13-	1-	0	0	5+	0	19-	2+	0
MUNICIPAL	74	0	4	4	0	0	0	0	2	0	2	0
	73	0	2	2	0	0	0	0	1	0	1	0
	CHANGE	0	2+	2+	0	0	0	0	1+	0	1+	0
BELLINGTON PD	74	0	0	0	0	0	0	0	0	0	0	0
	73	0	0	0	0	0	0	0	0	0	0	0
	CHANGE	0	0	0	0	0	0	0	0	0	0	0
PHILIPPI PD	74	0	4	4	0	0	0	0	2	0	2	0
	73	0	2	2	0	0	0	0	1	0	1	0
	CHANGE	0	2+	2+	0	0	0	0	1+	0	1+	0
BERKELEY CTY	TOTAL	74	72	127	199	4	0	6	11	15	36	118
	73	95	113	208	2	0	1	4	14	65	106	16
	CHANGE	23-	14+	9-	2+	0	5+	7+	1+	31-	12+	5-
RURAL	74	19	67	86	3	0	3	7	12	16	40	5
	73	37	103	140	1	0	1	4	13	37	70	14
	CHANGE	18-	36-	54-	2+	0	2+	3+	1-	21-	30-	9-
SHERIFF	74	3	28	31	0	0	0	5	6	5	15	0
	73	25	65	90	0	0	1	1	5	18	53	12
	CHANGE	22-	37-	59-	0	0	1-	4+	1+	13-	38-	12-
STATE POLICE	74	14	39	53	3	0	3	2	5	11	25	5
	73	12	38	50	1	0	3	4	6	19	17	2
	CHANGE	4+	1+	5+	2+	0	3+	1-	2-	8-	8+	3+
MUNICIPAL	74	53	60	113	1	0	3	4	3	18	78	6
	73	58	10	68	1	0	0	0	1	28	36	2
	CHANGE	5-	50+	45+	0	0	3+	4+	2+	10-	42+	4+
MARTINSBURG PD	74	53	60	113	1	0	3	4	3	18	78	6
	73	58	10	68	1	0	0	0	1	28	36	2
	CHANGE	5-	50+	45+	0	0	3+	4+	2+	10-	42+	4+
BOONE CTY	TOTAL	74	32	32	64	0	0	0	3	10	14	25
	73	13	25	38	0	0	6	0	2	12	16	2
	CHANGE	19+	7+	26+	0	0	6-	3+	8+	2+	9+	10+
RURAL	74	15	25	40	0	0	0	2	7	9	14	8
	73	12	25	37	0	0	6	0	2	12	15	2
	CHANGE	3+	0	3+	0	0	6-	2+	5+	3-	1-	6+
SHERIFF	74	1	5	6	0	0	0	0	4	1	1	0
	73	5	2	7	0	0	0	0	1	4	2	0
	CHANGE	4-	3+	1-	0	0	0	0	3+	3-	1-	0
STATE POLICE	74	14	20	34	0	0	0	2	3	8	13	6
	73	7	23	30	0	0	6	0	1	8	13	2
	CHANGE	7+	3-	4+	0	0	6-	2+	2+	0	0	6+
MUNICIPAL	74	17	7	24	0	0	0	1	3	5	11	4
	73	1	0	1	0	0	0	0	0	0	1	0
	CHANGE	16+	7+	23+	0	0	0	1+	3+	5+	10+	4+
MADISON PD	74	14	2	16	0	0	0	0	3	2	7	4
	73	1	0	1	0	0	0	0	0	0	1	0
	CHANGE	13+	2+	15+	0	0	0	0	3+	2+	6+	4+
WHITESVILLE PD	74	3	5	8	0	0	0	1	0	3	4	0
	73	0	0	0	0	0	0	0	0	0	0	0
	CHANGE	3+	5+	8+	0	0	0	1+	0	3+	4+	0
BRAXTON CTY	TOTAL	74	15	42	57	0	2	3	2	6	12	30
	73	15	31	46	0	0	0	1	5	11	26	3
	CHANGE	0	11+	11+	0	2+	3+	1+	1+	1+	4+	1-

PART I ARRESTS BY CHARGE AND AGENCY TYPE													
		JUVENILE	ADULTS	GRAND TOTAL	CRIMINAL MURDER	HOMICIDE NEG MANSL	FORCIBLE RAPE	ROBBERY	AGGRAV ASSAULT	BURGLARY	LARCENY	AUTH THFT	
RURAL	74	12	37	49	0	2	3	2	5	10	26	1	
	73	12	29	41	0	0	0	1	4	10	23	3	
	CHANGE	0	8+	8+	0	2+	3+	1+	1+	0	3+	2-	
SHERIFF	74	0	5	5	0	0	1	0	1	2	1	0	
	73	1	4	5	0	0	0	0	1	0	3	1	
	CHANGE	1-	1+	0	0	0	1+	0	0	2+	2-	1-	
STATE POLICE	74	12	32	44	0	2	2	2	4	8	25	1	
	73	11	25	36	0	0	0	1	3	10	20	2	
	CHANGE	1+	7+	8+	0	2+	2+	1+	1+	2-	5+	1-	
MUNICIPAL	74	3	5	8	0	0	0	0	1	2	4	1	
	73	3	2	5	0	0	0	0	1	1	3	0	
	CHANGE	0	3+	3+	0	0	0	0	0	1+	1+	1+	
GASSAWAY PD	74	1	0	1	0	0	0	0	0	1	0	0	
	73	2	0	2	0	0	0	0	0	0	2	0	
	CHANGE	1-	0	1-	0	0	0	0	0	1+	2-	0	
SUTTON PD	74	1	2	3	0	0	0	0	0	1	1	1	
	73	1	2	3	0	0	0	0	1	1	1	0	
	CHANGE	0	0	0	0	0	0	0	1-	0	0	1+	
BURNSVILLE PD	74	1	3	4	0	0	0	0	1	0	3	0	
	73	0	0	0	0	0	0	0	0	0	0	0	
	CHANGE	1+	3+	4+	0	0	0	0	1+	0	3+	0	
*****													
BROCKE CTY TOTAL	74	26	31	57	0	0	1	3	5	14	20	14	
	73	27	43	70	0	1	0	4	3	31	17	14	
	CHANGE	1-	12-	13-	0	1-	1+	1-	2+	17-	3+	0	
*****													
RURAL	74	21	26	47	0	0	1	3	5	11	14	13	
	73	24	34	58	0	1	0	4	1	22	16	14	
	CHANGE	3-	8-	11-	0	1-	1+	1-	4+	11-	2-	1-	
SHERIFF	74	19	16	35	0	0	1	3	5	9	9	8	
	73	18	28	46	0	0	0	4	1	20	13	8	
	CHANGE	1+	12-	11-	0	0	1+	1-	4+	11-	4-	0	
STATE POLICE	74	2	10	12	0	0	0	0	0	2	5	5	
	73	6	6	12	0	1	0	0	0	2	3	6	
	CHANGE	4-	4+	0	0	1-	0	0	0	0	2+	1-	
MUNICIPAL	74	5	5	10	0	0	0	0	0	3	6	1	
	73	3	9	12	0	0	0	0	2	9	1	0	
	CHANGE	2+	4-	2-	0	0	0	0	2-	6-	5+	1+	
FOLLANSBEE PD	74	0	0	0	0	0	0	0	0	0	0	0	
	73	0	1	1	0	0	0	0	0	0	1	0	
	CHANGE	0	1-	1-	0	0	0	0	0	0	1-	0	
HILLSBURG PD	74	5	5	10	0	0	0	0	0	3	6	1	
	73	3	8	11	0	0	0	0	2	9	0	0	
	CHANGE	2+	3-	1-	0	0	0	0	2-	6-	6+	1+	
*****													
CABELL CTY TOTAL	74	395	538	933	6	0	19	40	91	235	460	52	
	73	330	518	848	6	0	15	40	83	147	501	56	
	CHANGE	65+	10-	55+	0	0	4+	0	8+	88+	41-	4-	
*****													
RURAL	74	74	125	199	1	0	3	8	17	74	81	15	
	73	23	50	73	2	0	2	3	7	32	22	5	
	CHANGE	51+	75+	126+	1-	0	1+	5+	10+	42+	59+	10+	
SHERIFF	74	37	68	105	0	0	0	0	10	36	52	7	
	73	11	23	34	0	0	1	0	5	14	12	2	
	CHANGE	26+	45+	71+	0	0	1-	0	5+	22+	40+	5+	
STATE POLICE	74	37	57	94	1	0	3	8	7	38	29	8	
	73	12	27	39	2	0	1	3	2	18	10	3	
	CHANGE	25+	30+	55+	1-	0	2+	5+	5+	20+	19+	5+	
MUNICIPAL	74	321	383	704	5	0	16	32	74	161	379	37	
	73	307	468	775	4	0	13	37	76	115	479	51	
	CHANGE	14+	85-	71-	1+	0	3+	5-	2-	46+	100-	14-	
BARBOURSVILLE PD	74	12	1	13	0	0	0	0	0	7	6	0	
	73	4	0	4	0	0	0	0	0	2	2	0	
	CHANGE	8+	1+	9+	0	0	0	0	0	5+	4+	0	
HUNTINGTON PD	74	309	382	691	5	0	16	32	74	154	373	37	
	73	303	466	769	4	0	13	37	76	111	477	51	
	CHANGE	6+	84-	78-	1+	0	3+	5-	2-	43+	104-	14-	
MILTON PD	74	0	0	0	0	0	0	0	0	0	0	0	
	73	0	2	2	0	0	0	0	0	2	0	0	
	CHANGE	0	2-	2-	0	0	0	0	0	2-	0	0	
*****													
CALHOUN CTY TOTAL	74	4	13	17	0	0	0	1	6	1	9	0	
	73	3	18	21	0	1	0	0	2	7	10	1	
	CHANGE	1+	5-	4-	0	1-	0	1+	4+	6-	1-	1-	
*****													
RURAL	74	4	13	17	0	0	0	1	6	1	9	0	
	73	3	18	21	0	1	0	0	2	7	10	1	
	CHANGE	1+	5-	4-	0	1-	0	1+	4+	6-	1-	1-	
SHERIFF	74	0	2	2	0	0	0	0	2	0	0	0	
	73	0	0	0	0	0	0	0	0	0	0	0	
	CHANGE	0	2+	2+	0	0	0	0	2+	0	0	0	
STATE POLICE	74	4	11	15	0	0	0	1	4	1	9	0	
	73	3	18	21	0	1	0	0	2	7	10	1	
	CHANGE	1+	7-	6-	0	1-	0	1+	2+	6-	1-	1-	

PART I ARRESTS BY CHARGE AND AGENCY TYPE

		JUVENILE	ADULTS	GRAND TOTAL	CRIMINAL MURDER	HOMICIDE NEG	FORCIBLE MANSL RAPE	ROBBERY	AGGRAV ASSAULT	BURGLARY	LARCENY	AUTO THEFT	
MUNICIPAL	74	0	0	0	0	0	0	0	0	0	0	0	
	73	0	0	0	0	0	0	0	0	0	0	0	
	CHANGE	0	0	0	0	0	0	0	0	0	0	0	
GRANTSVILLE PD	74	0	0	0	0	0	0	0	0	0	0	0	
	73	0	0	0	0	0	0	0	0	0	0	0	
	CHANGE	0	0	0	0	0	0	0	0	0	0	0	
*****													
CLAY CTY	TOTAL	74	21	30	51	1	0	4	0	3	18	21	7
	73	21	11	32	0	2	0	0	3	18	7	2	
	CHANGE	0	19+	19+	1+	2-	4+	0	3-	0	14+	5+	
*****													
RURAL	74	21	30	51	1	0	4	0	0	18	21	7	
	73	21	10	31	0	2	0	0	2	18	7	2	
	CHANGE	0	20+	20+	1+	2-	4+	0	2-	0	14+	5+	
SHERIFF	74	0	0	0	0	0	0	0	0	0	0	0	
	73	0	0	0	0	0	0	0	0	0	0	0	
	CHANGE	0	0	0	0	0	0	0	0	0	0	0	
STATE POLICE	74	21	30	51	1	0	4	0	0	18	21	7	
	73	21	10	31	0	2	0	0	2	18	7	2	
	CHANGE	0	20+	20+	1+	2-	4+	0	2-	0	14+	5+	
MUNICIPAL	74	0	0	0	0	0	0	0	0	0	0	0	
	73	0	1	1	0	0	0	0	1	0	0	0	
	CHANGE	0	1-	1-	0	0	0	0	1-	0	0	0	
CLAY PD	74	0	0	0	0	0	0	0	0	0	0	0	
	73	0	1	1	0	0	0	0	1	0	0	0	
	CHANGE	0	1-	1-	0	0	0	0	1-	0	0	0	
*****													
DODDRIDGE CTY	TOTAL	74	4	22	26	0	0	0	0	9	17	0	
	73	4	19	25	0	0	0	0	1	8	16	0	
	CHANGE	2-	3+	1+	0	0	0	0	1-	1+	1+	0	
*****													
RURAL	74	4	22	26	0	0	0	0	0	9	17	0	
	73	4	19	25	0	0	0	0	1	8	16	0	
	CHANGE	2-	3+	1+	0	0	0	0	1-	1+	1+	0	
SHERIFF	74	1	5	6	0	0	0	0	0	5	1	0	
	73	0	2	2	0	0	0	0	0	0	2	0	
	CHANGE	1+	3+	4+	0	0	0	0	0	5+	1-	0	
STATE POLICE	74	3	17	20	0	0	0	0	0	4	16	0	
	73	4	17	23	0	0	0	0	1	8	14	0	
	CHANGE	3-	0	3-	0	0	0	0	1-	4-	2+	0	
MUNICIPAL	74	0	0	0	0	0	0	0	0	0	0	0	
	73	0	0	0	0	0	0	0	0	0	0	0	
	CHANGE	0	0	0	0	0	0	0	0	0	0	0	
WEST UNION PD	74	0	0	0	0	0	0	0	0	0	0	0	
	73	0	0	0	0	0	0	0	0	0	0	0	
	CHANGE	0	0	0	0	0	0	0	0	0	0	0	
*****													
FAYETTE CTY	TOTAL	74	55	121	176	2	0	1	10	25	96	31	21
	73	75	89	163	4	0	7	3	24	70	31	24	
	CHANGE	20-	33+	13+	2-	0	6-	7+	1+	16+	0	3-	
*****													
RURAL	74	37	112	149	2	0	1	10	25	67	25	19	
	73	42	77	119	4	0	7	3	20	49	18	18	
	CHANGE	5-	35+	30+	2-	0	6-	7+	5+	18+	7+	1+	
SHERIFF	74	6	58	64	0	0	0	3	16	29	3	13	
	73	3	42	45	1	0	5	2	11	17	6	3	
	CHANGE	3+	16+	19+	1-	0	5-	1+	5+	12+	3-	10+	
STATE POLICE	74	31	54	85	2	0	1	7	9	38	22	6	
	73	39	35	74	3	0	2	1	9	32	12	15	
	CHANGE	8-	19+	11+	1-	0	1-	6+	0	6+	10+	9-	
MUNICIPAL	74	18	9	27	0	0	0	0	0	19	6	2	
	73	33	11	44	0	0	0	0	4	21	13	6	
	CHANGE	15-	2-	17-	0	0	0	0	4-	2-	7-	4-	
ANSTEAD PD	74	0	0	0	0	0	0	0	0	0	0	0	
	73	7	0	7	0	0	0	0	0	2	5	0	
	CHANGE	7-	0	7-	0	0	0	0	0	2-	5-	0	
FAYETTEVILLE PD	74	1	0	1	0	0	0	0	0	1	0	0	
	73	7	2	9	0	0	0	0	0	0	4	3	
	CHANGE	6-	2-	8-	0	0	0	0	0	2-	4-	3-	
MONTGOMERY PD	74	10	7	17	0	0	0	0	0	11	5	1	
	73	15	6	21	0	0	0	0	1	14	4	2	
	CHANGE	5-	1+	4-	0	0	0	0	1-	3-	1+	1-	
MOUNT HOPE PD	74	1	2	3	0	0	0	0	0	1	1	1	
	73	3	3	6	0	0	0	0	1	4	0	1	
	CHANGE	2-	1-	3-	0	0	0	0	1-	3-	1+	0	
OAK HILL PD	74	0	0	0	0	0	0	0	0	0	0	0	
	73	0	0	0	0	0	0	0	0	0	0	0	
	CHANGE	0	0	0	0	0	0	0	0	0	0	0	
SMITHERS PD	74	6	0	6	0	0	0	0	0	6	0	0	
	73	1	0	1	0	0	0	0	0	1	0	0	
	CHANGE	5+	0	5+	0	0	0	0	0	5+	0	0	
*****													
GILMER CTY	TOTAL	74	0	6	6	0	0	0	0	0	5	1	
	73	14	6	20	0	0	0	0	2	11	6	1	
	CHANGE	14-	0	14-	0	0	0	0	2-	11-	1-	0	
*****													

PART I ARRESTS BY CHARGE AND AGENCY TYPE

		JUVENILE	ADULTS	GRAND TOTAL	CRIMINAL MURDER	HOMICIDE NEG MANSL	FORCIBLE RAPE	ROBBERY	AGGRAV ASSAULT	BURGLARY	LARCENY	AGG THEFT
RURAL	74	0	5	5	0	0	0	0	0	0	5	0
	73	14	5	19	0	0	0	0	1	11	6	1
	CHANGE	14-	0	14-	0	0	0	0	1-	11-	1-	1-
SHERIFF	74	0	2	2	0	0	0	0	0	0	2	0
	73	0	0	0	0	0	0	0	0	0	0	0
	CHANGE	0	2+	2+	0	0	0	0	0	0	2+	0
STATE POLICE	74	0	3	3	0	0	0	0	0	0	3	0
	73	14	5	19	0	0	0	0	1	11	6	1
	CHANGE	14-	2-	16-	0	0	0	0	1-	11-	3-	1-
MUNICIPAL	74	0	1	1	0	0	0	0	0	0	0	1
	73	0	1	1	0	0	0	0	1	0	0	0
	CHANGE	0	0	0	0	0	0	0	1-	0	0	1+
GLENVILLE PD	74	0	1	1	0	0	0	0	0	0	0	1
	73	0	1	1	0	0	0	0	1	0	0	0
	CHANGE	0	0	0	0	0	0	0	1-	0	0	1+
*****												
GRANT CTY TOTAL	74	3	5	8	0	0	0	0	0	1	7	0
	73	16	7	23	0	0	0	0	4	9	7	3
	CHANGE	13-	2-	15-	0	0	0	0	4-	8-	0	3-
*****												
RURAL	74	0	3	3	0	0	0	0	0	1	2	0
	73	6	4	10	0	0	0	0	2	3	2	3
	CHANGE	6-	1-	7-	0	0	0	0	2-	2-	0	3-
SHERIFF	74	0	1	1	0	0	0	0	0	0	1	0
	73	0	1	1	0	0	0	0	1	0	0	0
	CHANGE	0	0	0	0	0	0	0	1-	0	1+	0
STATE POLICE	74	0	2	2	0	0	0	0	0	1	1	0
	73	6	3	9	0	0	0	0	1	3	2	3
	CHANGE	6-	1-	7-	0	0	0	0	1-	2-	1-	3-
MUNICIPAL	74	3	2	5	0	0	0	0	0	0	5	0
	73	10	3	13	0	0	0	0	2	6	5	0
	CHANGE	7-	1-	8-	0	0	0	0	2-	6-	0	0
PETERSBURG PD	74	3	2	5	0	0	0	0	0	0	5	0
	73	10	3	13	0	0	0	0	2	6	5	0
	CHANGE	7-	1-	8-	0	0	0	0	2-	6-	0	0
*****												
GREENBRIER CTY TOTAL	74	43	67	110	0	1	5	6	18	37	36	7
	73	31	33	64	1	2	1	0	4	21	27	8
	CHANGE	12+	34+	46+	1-	1-	4+	6+	14+	16+	9+	1-
*****												
RURAL	74	23	52	75	0	1	5	3	6	25	30	5
	73	24	26	50	1	2	0	0	3	12	24	8
	CHANGE	1-	26+	25+	1-	1-	5+	3+	3+	13+	6+	3-
SHERIFF	74	3	4	7	0	0	0	3	0	2	2	0
	73	0	0	0	0	0	0	0	0	0	0	0
	CHANGE	3+	4+	7+	0	0	0	3+	0	2+	2+	0
STATE POLICE	74	20	48	68	0	1	5	0	6	23	28	5
	73	24	26	50	1	2	0	0	3	12	24	8
	CHANGE	4-	22+	18+	1-	1-	5+	0	3+	11+	4+	3-
MUNICIPAL	74	20	15	35	0	0	1	0	12	12	6	2
	73	7	14	21	0	0	1	0	1	9	3	0
	CHANGE	13+	8+	21+	0	0	1-	0	11+	3+	3+	2+
LEWISBURG PD	74	19	9	28	0	0	0	2	10	12	4	0
	73	7	2	9	0	0	0	0	0	6	3	0
	CHANGE	12+	7+	19+	0	0	0	2+	10+	6+	1+	0
RAINELLE PD	74	0	1	1	0	0	0	0	0	0	0	1
	73	0	0	0	0	0	0	0	0	0	0	0
	CHANGE	0	1+	1+	0	0	0	0	0	0	0	1+
RONCEVERTE PD	74	0	2	2	0	0	0	0	0	0	2	0
	73	0	0	0	0	0	0	0	0	0	0	0
	CHANGE	0	2+	2+	0	0	0	0	0	0	2+	0
WHITE SULPHUR SPRINGS PD	74	1	3	4	0	0	0	1	2	0	0	1
	73	0	5	5	0	0	1	0	1	3	0	0
	CHANGE	1+	2-	1-	0	0	1-	1+	1+	3-	0	1+
*****												
HAMPSHIRE CTY TOTAL	74	22	43	65	2	2	1	2	2	15	36	5
	73	42	27	69	0	1	0	0	0	32	27	9
	CHANGE	20-	16+	4-	2+	1+	1+	2+	2+	17-	9+	4-
*****												
RURAL	74	22	43	65	2	2	1	2	2	15	36	5
	73	35	25	60	0	1	0	0	0	23	27	9
	CHANGE	13-	18+	5+	2+	1+	1+	2+	2+	8-	9+	4-
SHERIFF	74	3	13	16	0	0	0	0	0	3	13	0
	73	15	10	25	0	0	0	0	0	5	18	2
	CHANGE	12-	3+	9-	0	0	0	0	0	2-	5-	2-
STATE POLICE	74	19	30	49	2	2	1	2	2	12	23	5
	73	20	15	35	0	1	0	0	0	18	9	7
	CHANGE	1-	15+	14+	2+	1+	1+	2+	2+	6-	14+	2-
MUNICIPAL	74	0	0	0	0	0	0	0	0	0	0	0
	73	7	2	9	0	0	0	0	0	9	0	0
	CHANGE	7-	2-	9-	0	0	0	0	0	9-	0	0
ROMNEY PD	74	0	0	0	0	0	0	0	0	0	0	0
	73	7	2	9	0	0	0	0	0	9	0	0
	CHANGE	7-	2-	9-	0	0	0	0	0	9-	0	0

PART I ARRESTS BY CHARGE AND AGENCY TYPE

		JUVENILE	ADULTS	GRAND TOTAL	CRIMINAL MURDER	HOMICIDE NEG	FORCIBLE RAPE	ROBBERY	AGGRAV ASSAULT	BURGLARY	LARCENY	ARREST THEFT
*****												
HANCOCK CTY	TOTAL	74	33	55	88	0	1	3	4	13	25	33
	73	61	24	145	0	0	4	5	27	38	57	9
	CHANGE	28-	9+	57-	0	1+	6-	1-	17-	10-	21-	0
*****												
	RURAL	74	3	3	11	0	0	1	0	2	3	3
	73	34	42	76	0	0	4	2	15	22	10	3
	CHANGE	31-	34-	65-	0	0	3-	2-	13-	19-	27-	1-
	SHERIFF	74	2	7	9	0	0	1	0	2	3	2
	73	33	40	73	0	0	4	2	15	20	29	3
	CHANGE	31-	33-	64-	0	0	3-	2-	14-	18-	26-	1-
	STATE POLICE	74	1	1	2	0	0	0	1	1	0	0
	73	1	2	3	0	0	0	0	0	2	1	0
	CHANGE	0	1-	1-	0	0	0	0	1+	1-	1-	0
	MUNICIPAL	74	30	47	77	0	1	2	4	8	25	30
	73	27	42	69	0	0	5	3	12	16	27	6
	CHANGE	3+	5+	8+	0	1+	3-	1+	4-	9+	3+	1+
	CHESTER PD	74	0	3	3	0	0	0	0	0	2	1
	73	0	0	0	0	0	0	0	0	0	0	0
	CHANGE	0	3+	3+	0	0	0	0	0	0	2+	1+
	NEIRTON PD	74	30	44	74	0	1	2	4	8	25	28
	73	27	42	69	0	0	5	3	12	16	27	6
	CHANGE	3+	2+	5+	0	1+	3-	1+	4-	9+	1+	0
	NEW CUMBERLAND PD	74	0	0	0	0	0	0	0	0	0	0
	73	0	0	0	0	0	0	0	0	0	0	0
	CHANGE	0	0	0	0	0	0	0	0	0	0	0
*****												
HARDY CTY	TOTAL	74	4	5	9	0	0	0	0	5	3	1
	73	13	5	18	0	2	0	0	0	0	12	4
	CHANGE	9-	0	9-	0	2-	0	0	0	5+	9-	3-
*****												
	RURAL	74	3	5	8	0	0	0	0	5	3	0
	73	13	5	18	0	2	0	0	0	0	12	4
	CHANGE	10-	0	10-	0	2-	0	0	0	5+	9-	4-
	SHERIFF	74	0	0	0	0	0	0	0	0	0	0
	73	0	0	0	0	0	0	0	0	0	0	0
	CHANGE	0	0	0	0	0	0	0	0	0	0	0
	STATE POLICE	74	3	5	8	0	0	0	0	5	3	0
	73	13	5	18	0	2	0	0	0	0	12	4
	CHANGE	10-	0	10-	0	2-	0	0	0	5+	9-	4-
	MUNICIPAL	74	1	0	1	0	0	0	0	0	0	1
	73	0	0	0	0	0	0	0	0	0	0	0
	CHANGE	1+	0	1+	0	0	0	0	0	0	0	1+
	MOOREFIELD PD	74	1	0	1	0	0	0	0	0	0	1
	73	0	0	0	0	0	0	0	0	0	0	0
	CHANGE	1+	0	1+	0	0	0	0	0	0	0	1+
*****												
HARRISON CTY	TOTAL	74	118	203	321	0	0	3	2	20	59	224
	73	76	134	210	4	0	5	13	6	23	145	14
	CHANGE	42+	69+	111+	4-	0	2-	11-	14+	36+	79+	1-
*****												
	RURAL	74	13	89	102	0	0	3	2	15	42	32
	73	19	64	83	4	0	4	4	2	14	45	10
	CHANGE	6-	25+	19+	4-	0	1-	2-	13+	28+	13-	2-
	SHERIFF	74	3	61	64	0	0	2	0	11	30	16
	73	12	33	45	2	0	4	4	2	11	22	4
	CHANGE	9-	28+	19+	2-	0	2+	4-	9+	19+	6-	1+
	STATE POLICE	74	7	28	35	0	0	1	2	4	12	16
	73	10	31	38	2	0	4	0	0	3	23	6
	CHANGE	3+	3-	0	2-	0	3-	2+	4+	9+	7-	3-
	MUNICIPAL	74	105	114	219	0	0	0	5	17	192	5
	73	57	70	127	0	0	1	9	4	9	100	4
	CHANGE	48+	44+	92+	0	0	1-	9-	1+	8+	92+	1+
	BRIDGEPORT PD	74	84	94	178	0	0	0	0	3	172	3
	73	19	48	67	0	0	1	0	0	2	64	0
	CHANGE	65+	46+	111+	0	0	1-	0	0	1+	108+	3+
	CLARKSBURG PD	74	15	20	35	0	0	0	5	11	17	2
	73	23	21	44	0	0	0	1	4	4	34	1
	CHANGE	8-	1-	9-	0	0	0	1-	1+	7+	17-	1+
	SALEM PD	74	0	0	0	0	0	0	0	0	0	0
	73	2	0	2	0	0	0	0	0	1	1	0
	CHANGE	2-	0	2-	0	0	0	0	0	1-	1-	0
	SHINNISTON PD	74	0	0	0	0	0	0	0	0	0	0
	73	0	0	0	0	0	0	0	0	0	0	0
	CHANGE	0	0	0	0	0	0	0	0	0	0	0
	STONEWOOD PD	74	0	0	0	0	0	0	0	0	0	0
	73	8	0	8	0	0	0	8	0	0	0	0
	CHANGE	8-	0	8-	0	0	0	8-	0	0	0	0
	ANNORE PD	74	0	0	0	0	0	0	0	0	0	0
	73	1	0	1	0	0	0	0	0	1	0	0
	CHANGE	1-	0	1-	0	0	0	0	0	1-	0	0
	NUTTER FORT PD	74	6	0	6	0	0	0	0	3	3	0
	73	4	1	5	0	0	0	0	0	1	1	3
	CHANGE	2+	1-	1+	0	0	0	0	0	2+	2+	3-

		PART I ARRESTS BY CHARGE AND AGENCY TYPE											
		JUVENILE	ADULTS	GRAND TOTAL	CRIMINAL MURDER	HOMICIDE NEG MANSL	FORCIBLE RAPE	KIDNAP	AGGRAV ASSAULT	REGULAR	LARCENY	THEFT	
LUMBERPORT PD	74	0	0	0	0	0	0	0	0	0	0	0	
	73	0	0	0	0	0	0	0	0	0	0	0	
	CHANGE	0	0	0	0	0	0	0	0	0	0	0	
*****													
JACKSON CTY	TOTAL	74	22	36	58	0	0	5	5	16	27	5	
	73	28	28	56	0	0	1	0	9	6	40	0	
	CHANGE	6-	8+	2+	0	0	1-	5+	4-	10+	13-	5+	
*****													
	RURAL	74	8	28	36	0	0	5	5	9	16	1	
	73	9	24	33	0	0	0	0	9	5	19	0	
	CHANGE	1-	4+	3+	0	0	0	5+	4-	4+	3-	1+	
	SHERIFF	74	2	13	15	0	0	2	4	1	8	0	
	73	5	14	19	0	0	0	0	6	5	8	0	
	CHANGE	3-	1-	4-	0	0	0	2+	2-	4-	0	0	
	STATE POLICE	74	6	15	21	0	0	3	1	8	8	1	
	73	4	10	14	0	0	0	0	3	0	11	0	
	CHANGE	2+	5+	7+	0	0	0	3+	2-	8+	3-	1+	
	MUNICIPAL	74	14	8	22	0	0	0	0	7	11	4	
	73	19	4	23	0	0	1	0	0	1	21	0	
	CHANGE	5-	4+	1-	0	0	1-	0	0	6+	10-	4+	
	RAVENSWOOD PD	74	14	8	22	0	0	0	0	7	11	4	
	73	19	4	23	0	0	1	0	0	1	21	0	
	CHANGE	5-	4+	1-	0	0	1-	0	0	6+	10-	4+	
	RIPLEY PD	74	0	0	0	0	0	0	0	0	0	0	
	73	0	0	0	0	0	0	0	0	0	0	0	
	CHANGE	0	0	0	0	0	0	0	0	0	0	0	
*****													
JEFFERSON CTY	TOTAL	74	42	82	124	1	1	4	3	5	41	17	
	73	57	67	124	3	3	3	1	14	30	57	13	
	CHANGE	15-	15+	0	2-	2-	1+	2+	9-	11+	5-	4+	
*****													
	RURAL	74	19	69	88	1	1	4	3	4	31	14	
	73	30	57	87	3	3	3	1	11	24	29	13	
	CHANGE	11-	12+	1+	2-	2-	1+	2+	7-	7+	1+	1+	
	SHERIFF	74	2	12	14	0	0	2	0	1	5	2	
	73	7	20	27	2	0	2	0	1	7	14	1	
	CHANGE	5-	8-	13-	2-	0	0	0	0	2-	10-	1+	
	STATE POLICE	74	17	57	74	1	1	2	3	3	26	12	
	73	23	37	60	1	3	1	1	10	17	15	12	
	CHANGE	6-	20+	14+	0	2-	1+	2+	7-	9+	11+	0	
	MUNICIPAL	74	23	13	36	0	0	0	0	1	10	3	
	73	27	10	37	0	0	0	0	3	6	28	0	
	CHANGE	4-	3+	1-	0	0	0	0	2-	4+	6-	3+	
	CHARLES TOWN PD	74	14	8	22	0	0	0	0	0	22	0	
	73	16	5	21	0	0	0	0	0	0	23	0	
	CHANGE	4-	3+	1-	0	0	0	0	0	0	1-	0	
	SHEPHERDSTOWN PD	74	9	3	12	0	0	0	0	1	8	3	
	73	4	0	4	0	0	0	0	0	3	1	0	
	CHANGE	5+	3+	8+	0	0	0	0	1+	5+	1-	3+	
	RANSON PD	74	0	2	2	0	0	0	0	2	0	0	
	73	5	5	10	0	0	0	0	3	3	4	0	
	CHANGE	5-	3-	8-	0	0	0	0	3-	1-	4-	0	
*****													
KANAWHA CTY	TOTAL	74	858	966	1824	16	3	17	62	125	449	91	
	73	839	724	1563	20	5	20	38	132	305	824	137	
	CHANGE	19+	242+	261+	4-	2-	3-	24+	6-	54+	234+	48-	
*****													
	RURAL	74	219	322	541	6	1	7	15	47	233	37	
	73	269	305	574	4	4	15	8	61	219	190	71	
	CHANGE	50-	17+	33-	0	3-	8-	7+	14-	14+	5+	34-	
	SHERIFF	74	19	91	110	2	0	1	2	13	64	7	
	73	52	81	133	1	1	5	4	14	64	51	13	
	CHANGE	33-	10+	23-	1+	1-	4-	2-	1-	23-	13+	6-	
	STATE POLICE	74	200	231	431	4	1	6	13	34	212	30	
	73	217	224	441	5	3	10	4	47	175	139	58	
	CHANGE	17-	7+	10-	1-	2-	4-	9+	13-	37+	8-	28-	
	MUNICIPAL	74	639	644	1283	10	2	10	47	79	216	54	
	73	570	419	989	14	1	5	30	71	166	636	66	
	CHANGE	69+	225+	294+	4-	1+	5+	17+	8+	50+	229+	12-	
	BELLE PD	74	0	0	0	0	0	0	0	0	0	0	
	73	0	0	0	0	0	0	0	0	0	0	0	
	CHANGE	0	0	0	0	0	0	0	0	0	0	0	
	CHARLESTON PD	74	531	504	1035	8	2	8	41	61	146	43	
	73	480	329	809	13	0	2	26	58	115	548	47	
	CHANGE	51+	175+	226+	5-	2+	6+	15+	3+	31+	178+	4-	
	DUNBAR PD	74	3	53	56	0	0	0	0	17	6	2	
	73	5	14	19	0	1	1	0	11	1	0	5	
	CHANGE	2-	39+	37+	0	1-	1-	0	6+	5+	31+	3-	
	NITRO PD	74	17	14	31	0	0	0	3	1	6	4	
	73	10	5	15	0	0	0	0	0	2	12	1	
	CHANGE	7+	9+	16+	0	0	0	3+	1+	4+	5+	3+	
	ST ALBANS PD	74	10	6	16	0	0	0	0	8	8	0	
	73	6	2	8	0	0	0	0	1	2	3	2	
	CHANGE	4+	4+	8+	0	0	0	0	1-	6+	5+	2-	

PART I ARRESTS BY CHARGE AND AGENCY TYPE

		JUVENILE	ADULTS	GRAND TOTAL	CRIMINAL MURDER	HOMICIDE NEG	FORCIBLE RAPE	ROBBERY	AGGRAV ASSAULT	RJRSOLARY	LARCENY	AMT THFT
SOUTH CHARLESTON PD	74	49	43	97	2	0	2	3	0	27	53	5
	73	65	43	108	1	0	2	4	1	42	47	11
	CHANGE	16-	5+	11-	1+	0	0	1-	1-	15-	11+	6-
CHESAPEAKE PD	74	11	11	22	3	0	0	0	0	2	20	0
	73	2	25	27	0	0	0	0	0	2	25	0
	CHANGE	9+	14-	5-	0	0	0	0	0	0	5-	0
MARMET PD	74	12	2	14	0	0	0	0	0	10	4	0
	73	0	0	0	0	0	0	0	0	0	0	0
	CHANGE	12+	2+	14+	0	0	0	0	0	10+	4+	0
EAST BANK PD	74	0	1	1	0	0	0	0	0	0	1	0
	73	0	0	0	0	0	0	0	0	0	0	0
	CHANGE	0	1+	1+	0	0	0	0	0	0	1+	0
GLASGOW PD	74	0	0	0	0	0	0	0	0	0	0	0
	73	0	0	0	0	0	0	0	0	0	0	0
	CHANGE	0	0	0	0	0	0	0	0	0	0	0
CLENDENIN PD	74	2	3	5	0	0	0	0	0	5	0	0
	73	2	1	3	0	0	0	0	0	2	1	0
	CHANGE	0	2+	2+	0	0	0	0	0	3+	1-	0
CEDAR GROVE PD	74	4	2	6	0	0	0	0	0	6	0	0
	73	0	0	0	0	0	0	0	0	0	0	0
	CHANGE	4+	2+	6+	0	0	0	0	0	6+	0	0
*****												
LEWIS CTY	TOTAL	74	16	21	37	0	0	0	4	14	8	11
	73	5	22	27	0	1	2	0	2	7	14	1
	CHANGE	11+	1-	10+	0	1-	2-	0	2+	7+	6-	10+
*****												
RURAL	74	14	18	32	0	0	0	0	4	12	7	9
	73	4	17	21	0	1	0	0	1	4	13	1
	CHANGE	10+	1+	11+	0	1-	1-	0	3+	8+	6-	8+
SHERIFF	74	7	14	21	0	0	0	0	4	8	4	5
	73	4	10	14	0	0	0	0	1	3	9	0
	CHANGE	3+	4+	7+	0	0	1-	0	3+	5+	5-	5+
STATE POLICE	74	7	4	11	0	0	0	0	0	4	3	4
	73	0	7	7	0	1	0	0	0	1	4	1
	CHANGE	7+	3-	4+	0	1-	0	0	0	3+	1-	3+
MUNICIPAL	74	2	3	5	0	0	0	0	0	2	1	2
	73	1	5	6	0	0	1	0	1	3	1	0
	CHANGE	1+	2-	1-	0	0	1-	0	1-	1-	0	2+
WESTON PD	74	2	3	5	0	0	0	0	0	2	1	2
	73	1	5	6	0	0	1	0	1	3	1	0
	CHANGE	1+	2-	1-	0	0	1-	0	1-	1-	0	2+
*****												
LINCOLN CTY	TOTAL	74	42	68	110	5	1	3	7	20	44	26
	73	20	40	60	0	1	4	0	9	13	31	2
	CHANGE	22+	28+	50+	5+	0	1-	7+	11+	31+	5-	2+
*****												
RURAL	74	42	68	110	5	1	3	7	20	44	26	4
	73	20	40	60	0	1	4	0	9	13	31	2
	CHANGE	22+	28+	50+	5+	0	1-	7+	11+	31+	5-	2+
SHERIFF	74	10	26	36	4	0	1	6	2	12	9	2
	73	14	19	33	0	0	4	0	4	10	14	1
	CHANGE	4-	7+	3+	4+	0	3-	6+	2-	2+	5-	1+
STATE POLICE	74	32	42	74	1	1	2	1	18	32	17	2
	73	6	21	27	0	1	0	0	5	3	17	1
	CHANGE	26+	21+	47+	1+	0	2+	1+	13+	29+	0	1+
*****												
LOGAN CTY	TOTAL	74	70	194	264	3	2	2	7	58	71	115
	73	75	133	208	4	0	7	4	32	51	87	23
	CHANGE	5-	61+	56+	1-	2+	5-	3+	26+	20+	28+	17-
*****												
RURAL	74	59	187	246	3	2	2	7	57	66	104	5
	73	66	122	188	4	0	7	4	28	50	75	20
	CHANGE	7-	65+	58+	1-	2+	5-	3+	29+	16+	29+	15-
SHERIFF	74	13	39	52	1	1	0	3	20	7	20	0
	73	5	7	12	0	0	0	0	1	3	7	1
	CHANGE	8+	32+	40+	1+	1+	0	3+	19+	4+	13+	1-
STATE POLICE	74	46	148	194	2	1	2	4	37	59	84	5
	73	61	115	176	4	0	7	4	27	47	68	19
	CHANGE	15-	33+	18+	2-	1+	5-	0	10+	12+	16+	14-
MUNICIPAL	74	11	7	18	0	0	0	0	1	5	11	1
	73	9	11	20	0	0	0	0	4	1	12	3
	CHANGE	2+	4-	2-	0	0	0	0	3-	4+	1-	2-
LOGAN PD	74	11	7	18	0	0	0	0	1	5	11	1
	73	9	11	20	0	0	0	0	4	1	12	3
	CHANGE	2+	4-	2-	0	0	0	0	3-	4+	1-	2-
MAN PD	74	0	0	0	0	0	0	0	0	0	0	0
	73	0	0	0	0	0	0	0	0	0	0	0
	CHANGE	0	0	0	0	0	0	0	0	0	0	0
*****												
MCDONELL CTY	TOTAL	74	9	92	101	12	1	8	4	21	15	39
	73	15	100	115	3	0	3	3	23	44	38	1
	CHANGE	6-	8-	14-	9+	1+	5+	1+	2-	29-	1+	0
*****												
RURAL	74	9	92	101	12	1	8	4	21	15	39	1
	73	7	91	98	3	0	3	3	23	32	33	1
	CHANGE	2+	1+	3+	9+	1+	5+	1+	2-	17-	6+	0



		PART I ARRESTS BY CHARGE AND AGENCY TYPE			CRIMINAL	HOMICIDE	FORCIBLE	ROBBERY	AGGRAV	JURISDI	LARCENY	AUTO
		JUVENILE	ADULTS	GRAND	MURDER	NEG	RAPE	ASSAULT			THEFT	
				TOTAL		MANSL						
SHERIFF	74	0	42	42	1	0	3	4	8	9	17	0
	73	3	36	39	1	0	3	1	12	13	9	0
	CHANGE	3-	6+	3+	0	0	0	3+	4-	4-	3+	0
STATE POLICE	74	9	50	59	11	1	5	0	13	6	22	1
	73	4	55	59	2	0	0	2	11	19	24	1
	CHANGE	5+	5-	0	9+	1+	5+	2-	2+	13-	2-	0
MUNICIPAL	74	0	0	0	0	0	0	0	0	0	0	0
	73	8	9	17	0	0	0	0	0	12	5	0
	CHANGE	8-	9-	17-	0	0	0	0	0	12-	5-	0
KEYSTONE PD	74	0	0	0	0	0	0	0	0	0	0	0
	73	0	0	0	0	0	0	0	0	0	0	0
	CHANGE	0	0	0	0	0	0	0	0	0	0	0
MAR PD	74	0	0	0	0	0	0	0	0	0	0	0
	73	6	0	6	0	0	0	0	0	6	0	0
	CHANGE	6-	0	6-	0	0	0	0	0	6-	0	0
WELCH PD	74	0	0	0	0	0	0	0	0	0	0	0
	73	2	8	10	0	0	0	0	0	6	4	0
	CHANGE	2-	8-	10-	0	0	0	0	0	6-	4-	0
ANAWALT PD	74	0	0	0	0	0	0	0	0	0	0	0
	73	0	0	0	0	0	0	0	0	0	0	0
	CHANGE	0	0	0	0	0	0	0	0	0	0	0
GARY PD	74	0	0	0	0	0	0	0	0	0	0	0
	73	0	0	0	0	0	0	0	0	0	0	0
	CHANGE	0	0	0	0	0	0	0	0	0	0	0
NORTH FORK PD	74	0	0	0	0	0	0	0	0	0	0	0
	73	0	1	1	0	0	0	0	0	0	1	0
	CHANGE	0	1-	1-	0	0	0	0	0	0	1-	0
DAVY PD	74	0	0	0	0	0	0	0	0	0	0	0
	73	0	0	0	0	0	0	0	0	0	0	0
	CHANGE	0	0	0	0	0	0	0	0	0	0	0
KIMBALL PD	74	0	0	0	0	0	0	0	0	0	0	0
	73	0	0	0	0	0	0	0	0	0	0	0
	CHANGE	0	0	0	0	0	0	0	0	0	0	0
IEAGER PD	74	0	0	0	0	0	0	0	0	0	0	0
	73	0	0	0	0	0	0	0	0	0	0	0
	CHANGE	0	0	0	0	0	0	0	0	0	0	0
*****												
MARION CTY	TOTAL	74	88	179	267	1	3	8	7	54	76	14
	73	79	162	241	2	8	6	15	39	46	29	
	CHANGE	9+	17+	26+	1-	5-	2+	8-	15+	30+	8+	13-
*****												
RURAL	74	48	90	138	0	2	7	2	15	36	66	10
	73	33	82	115	1	6	4	4	18	11	59	12
	CHANGE	15+	8+	23+	1-	4-	3+	2-	3-	25+	7+	2-
SHERIFF	74	26	71	97	0	2	4	2	14	27	47	1
	73	30	67	97	1	1	3	4	17	10	49	12
	CHANGE	4-	4+	0	1-	1+	1+	2-	3-	17+	2-	11-
STATE POLICE	74	22	19	41	0	0	3	0	1	9	19	9
	73	3	15	18	0	5	1	0	1	1	10	0
	CHANGE	19+	4+	23+	0	5-	2+	0	0	8+	9+	9+
MUNICIPAL	74	40	89	129	1	1	1	5	39	40	38	4
	73	46	80	126	1	2	2	11	21	35	37	17
	CHANGE	6-	9+	3+	0	1-	1-	6-	18+	5+	1+	13-
FAIRMONT PD	74	33	86	119	1	1	1	5	36	37	32	4
	73	44	79	123	1	2	2	11	21	35	35	16
	CHANGE	11-	7+	4-	0	1-	1-	6-	17+	2+	3-	12-
MANNINGTON PD	74	5	3	8	0	0	0	0	1	3	4	0
	73	1	0	1	0	0	0	0	0	0	1	0
	CHANGE	4+	3+	7+	0	0	0	0	1+	3+	3+	0
RIVESVILLE PD	74	0	0	0	0	0	0	0	0	0	0	0
	73	0	0	0	0	0	0	0	0	0	0	0
	CHANGE	0	0	0	0	0	0	0	0	0	0	0
MONONGAH PD	74	0	0	0	0	0	0	0	0	0	0	0
	73	0	0	0	0	0	0	0	0	0	0	0
	CHANGE	0	0	0	0	0	0	0	0	0	0	0
FAIRVIEW PD	74	0	0	0	0	0	0	0	0	0	0	0
	73	0	0	0	0	0	0	0	0	0	0	0
	CHANGE	0	0	0	0	0	0	0	0	0	0	0
FARMINGTON PD	74	0	0	0	0	0	0	0	0	0	0	0
	73	0	0	0	0	0	0	0	0	0	0	0
	CHANGE	0	0	0	0	0	0	0	0	0	0	0
GRANT TOWN PD	74	2	0	2	0	0	0	0	0	0	2	0
	73	1	1	2	0	0	0	0	0	0	1	1
	CHANGE	1+	1-	0	0	0	0	0	0	0	1+	1-
*****												
MARSHALL CTY	TOTAL	74	37	165	202	6	0	1	3	10	17	9
	73	20	117	137	1	0	0	8	16	13	89	10
	CHANGE	17+	48+	65+	5+	0	1+	5-	6-	4+	67+	1-
*****												
RURAL	74	19	31	50	4	0	1	2	6	13	15	9
	73	7	38	45	0	0	0	3	15	7	14	6
	CHANGE	12+	7-	5+	4+	0	1+	1-	9-	6+	1+	3+
SHERIFF	74	6	13	19	0	0	0	1	4	7	6	1
	73	7	20	27	0	0	0	0	8	5	8	6
	CHANGE	1-	7-	8-	0	0	0	1+	4-	2+	2-	5-

PART I ARRESTS BY CHARGE AND AGENCY TYPE

		JUVENILE	ADULTS	GRAND TOTAL	CRIMINAL MURDER	HOMICIDE NEG	FORCIBLE MANSL	RAPE	DORBFRY	AGGRAV ASSAULT	REGULAR	PARCINY	AUTO TH-FT
STATE POLICE	74	13	18	31	4	0	1	1	1	2	6	9	8
	73	0	18	18	0	0	0	3	7	2	6	7	7
	CHANGE	13+	0	13+	4+	0	1+	2-	5-	4+	3+	8+	0
MUNICIPAL	74	18	134	152	2	0	0	1	4	4	141	0	0
	73	13	79	92	1	0	0	5	1	6	75	4	4
	CHANGE	5+	55+	60+	1+	0	0	4-	3+	2-	66+	4-	0
BENWOOD PD	74	6	96	102	0	0	0	0	1	4	97	0	0
	73	0	61	61	0	0	0	3	0	2	54	2	0
	CHANGE	6+	35+	41+	0	0	0	3-	1+	2+	43+	2-	0
CAMERON PD	74	0	0	0	0	0	0	0	0	0	0	0	0
	73	0	0	0	0	0	0	0	0	0	0	0	0
	CHANGE	0	0	0	0	0	0	0	0	0	0	0	0
GLEN DALE PD	74	1	0	1	0	0	0	0	0	0	1	0	0
	73	0	1	1	0	0	0	0	0	1	0	0	0
	CHANGE	1+	1-	0	0	0	0	0	0	1-	1+	0	0
MCMECHEN PD	74	0	0	0	0	0	0	0	0	0	0	0	0
	73	0	0	0	0	0	0	0	0	0	0	0	0
	CHANGE	0	0	0	0	0	0	0	0	0	0	0	0
MOUNDSVILLE PD	74	11	38	49	2	0	0	1	3	0	43	0	0
	73	13	17	30	1	0	0	2	1	3	21	2	2
	CHANGE	2-	21+	19+	1+	0	0	1-	2+	3-	22+	2-	0
*****													
MASON CTY	TOTAL	74	35	30	65	0	0	2	0	8	26	21	8
	73	18	75	93	0	1	1	1	7	55	27	1	6
	CHANGE	17+	45-	28-	0	1-	1+	1-	1+	29-	6-	7+	0
*****													
RURAL	74	11	25	36	0	0	2	0	6	11	10	7	7
	73	13	68	81	0	1	1	1	6	48	23	1	1
	CHANGE	2-	43-	45-	0	1-	1+	1-	0	37-	13-	6+	0
SHERIFF	74	6	12	18	0	0	2	0	3	6	3	4	4
	73	8	56	64	0	0	1	1	3	42	17	0	0
	CHANGE	2-	44-	46-	0	0	1+	1-	0	36-	14-	4+	0
STATE POLICE	74	5	15	18	0	0	0	0	3	5	7	3	3
	73	5	12	17	0	1	0	0	3	6	6	1	1
	CHANGE	0	1+	1+	0	1-	0	0	0	1-	1+	2+	0
MUNICIPAL	74	24	5	29	0	0	0	0	2	15	11	1	1
	73	5	7	12	0	0	0	0	1	7	4	0	0
	CHANGE	19+	2-	17+	0	0	0	0	1+	8+	7+	1+	0
POINT PLEASANT PD	74	19	5	24	0	0	0	0	2	10	11	1	1
	73	3	6	9	0	0	0	0	1	5	3	0	0
	CHANGE	16+	1-	15+	0	0	0	0	1+	5+	8+	1+	0
NEW HAVEN PD	74	0	0	0	0	0	0	0	0	0	0	0	0
	73	0	0	0	0	0	0	0	0	0	0	0	0
	CHANGE	0	0	0	0	0	0	0	0	0	0	0	0
MASON PD	74	5	0	5	0	0	0	0	0	5	0	0	0
	73	2	1	3	0	0	0	0	0	2	1	0	0
	CHANGE	3+	1-	2+	0	0	0	0	0	3+	1-	0	0
*****													
MERCER CTY	TOTAL	74	117	237	354	10	4	5	12	61	68	175	19
	73	106	203	309	10	1	9	21	60	68	128	29	29
	CHANGE	11+	34+	45+	9+	3+	4-	9-	1+	8+	47+	10-	0
*****													
RURAL	74	33	80	113	8	4	2	2	23	31	34	9	9
	73	35	81	116	1	1	1	16	23	23	34	12	12
	CHANGE	2-	1-	3-	7+	3+	4-	14-	0	8+	0	3-	0
SHERIFF	74	5	10	15	1	0	2	0	2	3	6	1	1
	73	8	16	24	0	0	0	4	0	3	17	0	0
	CHANGE	3-	6-	9-	1+	0	2+	4-	2+	0	11-	1+	0
STATE POLICE	74	28	70	98	7	4	0	2	21	28	28	8	8
	73	27	65	92	1	1	6	12	23	20	17	12	12
	CHANGE	1+	5+	6+	6+	3+	6-	10-	2-	8+	11+	4-	0
MUNICIPAL	74	84	157	241	2	0	3	10	38	37	141	10	10
	73	71	122	193	0	0	3	5	37	37	94	17	17
	CHANGE	13+	35+	48+	2+	0	0	5+	1+	0	47+	7-	0
ATHENS PD	74	0	1	1	0	0	0	0	0	1	0	0	0
	73	0	0	0	0	0	0	0	0	0	0	0	0
	CHANGE	0	1+	1+	0	0	0	0	0	1+	0	0	0
BLUEFIELD PD	74	46	99	145	2	0	3	10	15	13	97	5	5
	73	28	77	105	0	0	2	3	21	14	51	14	14
	CHANGE	18+	22+	40+	2+	0	1+	7+	6-	1-	46+	9-	0
PRINCETON PD	74	34	50	84	0	0	0	0	23	15	42	4	4
	73	43	45	88	0	0	1	2	16	23	43	3	3
	CHANGE	9-	5+	4-	0	0	1-	2-	7+	8-	1-	1+	0
HATOAKA PD	74	3	7	10	0	0	0	0	0	8	2	0	0
	73	0	0	0	0	0	0	0	0	0	0	0	0
	CHANGE	3+	7+	10+	0	0	0	0	0	8+	2+	0	0
BRAMWELL PD	74	1	0	1	0	0	0	0	0	0	0	1	1
	73	0	0	0	0	0	0	0	0	0	0	0	0
	CHANGE	1+	0	1+	0	0	0	0	0	0	0	0	1+
*****													
MINERAL CTY	TOTAL	74	16	48	64	0	0	1	0	18	13	25	7
	73	9	35	44	2	3	0	0	8	18	9	4	4
	CHANGE	7+	13+	20+	2-	3-	1+	0	10+	5-	16+	3+	0
*****													

PART I ARRESTS BY CHARGE AND AGENCY TYPE

		JUVENILE	ADULTS	GRAND TOTAL	CRIMINAL MURDER	HOMICIDE NEG	PRINCIPLE MANSL	RAPE	ROBBERY	AGGRAV ASSAULT	AGGRAV BATTERY	LANCNY	AUTH THEFT
RURAL	74	15	31	46	0	0	1	0	0	3	13	23	6
	73	6	24	30	2	3	0	0	0	3	15	7	4
	CHANGE	9+	3+	12+	2-	3-	1+	0	0	0	2-	16+	2+
SHERIFF	74	0	3	3	0	0	0	0	0	0	0	1	2
	73	0	0	0	0	0	0	0	0	0	0	0	0
	CHANGE	0	3+	3+	0	0	0	0	0	0	0	1+	2+
STATE POLICE	74	15	24	43	0	0	1	0	0	3	13	22	4
	73	6	28	34	2	3	0	0	0	3	15	7	4
	CHANGE	9+	0	9+	2-	3-	1+	0	0	0	2-	15+	0
MUNICIPAL	74	1	17	18	0	0	0	0	0	15	0	2	1
	73	3	7	10	0	0	0	0	0	5	3	2	0
	CHANGE	2-	10+	8+	0	0	0	0	0	10+	3-	0	1+
KEYSER PD	74	1	17	18	0	0	0	0	0	15	0	2	1
	73	3	7	10	0	0	0	0	0	5	3	2	0
	CHANGE	2-	10+	8+	0	0	0	0	0	10+	3-	0	1+
PIEDMONT PD	74	0	0	0	0	0	0	0	0	0	0	0	0
	73	0	0	0	0	0	0	0	0	0	0	0	0
	CHANGE	0	0	0	0	0	0	0	0	0	0	0	0
RIDGELEY PD	74	0	0	0	0	0	0	0	0	0	0	0	0
	73	0	0	0	0	0	0	0	0	0	0	0	0
	CHANGE	0	0	0	0	0	0	0	0	0	0	0	0
*****													
MINGO CTY	TOTAL	74	23	58	81	2	6	4	6	11	21	27	4
	73	24	58	62	2	2	4	0	13	24	13	4	
	CHANGE	1-	20+	19+	0	4+	0	5+	2-	3-	14+	0	
*****													
RURAL	74	16	39	55	2	6	4	6	11	10	13	3	
	73	15	22	37	2	2	4	0	7	14	4	4	
	CHANGE	1+	17+	18+	0	4+	0	6+	4+	4-	9+	1-	
SHERIFF	74	0	0	0	0	0	0	0	0	0	0	0	
	73	4	8	12	0	0	2	0	3	6	1	0	
	CHANGE	4-	8-	12-	0	0	2-	0	3-	6-	1-	0	
STATE POLICE	74	16	39	55	2	6	4	6	11	10	13	3	
	73	11	14	25	2	2	2	0	4	8	3	4	
	CHANGE	5+	25+	30+	0	4+	2+	6+	7+	2+	10+	1-	
MUNICIPAL	74	7	19	26	0	0	0	0	0	11	14	1	
	73	9	16	25	0	0	0	0	6	10	9	0	
	CHANGE	2-	3+	1+	0	0	0	0	6-	1+	5+	1+	
GILBERT PD	74	4	2	6	0	0	0	0	0	0	6	0	
	73	1	5	6	0	0	0	0	3	2	1	0	
	CHANGE	3+	3-	0	0	0	0	0	3-	2-	5+	0	
WILLIAMSON PD	74	3	17	20	0	0	0	0	0	11	8	1	
	73	8	11	19	0	0	0	0	3	8	8	0	
	CHANGE	5-	6+	1+	0	0	0	0	3-	3+	0	1+	
KERMIT PD	74	0	0	0	0	0	0	0	0	0	0	0	
	73	0	0	0	0	0	0	0	0	0	0	0	
	CHANGE	0	0	0	0	0	0	0	0	0	0	0	
DELBARTON PD	74	0	0	0	0	0	0	0	0	0	0	0	
	73	0	0	0	0	0	0	0	0	0	0	0	
	CHANGE	0	0	0	0	0	0	0	0	0	0	0	
MATEWAN PD	74	0	0	0	0	0	0	0	0	0	0	0	
	73	0	0	0	0	0	0	0	0	0	0	0	
	CHANGE	0	0	0	0	0	0	0	0	0	0	0	
*****													
MONONGALIA CTY	TOTAL	74	23	157	180	1	4	2	8	8	42	113	2
	73	34	108	142	1	1	12	5	7	24	83	9	
	CHANGE	11-	49+	38+	0	3+	10-	3+	1+	18+	30+	7-	
*****													
RURAL	74	3	51	54	1	4	2	7	1	18	20	1	
	73	21	47	68	1	1	5	3	4	17	30	7	
	CHANGE	18-	4+	14-	0	3+	3-	4+	3-	1+	10-	6-	
SHERIFF	74	1	20	21	1	1	1	3	1	7	7	0	
	73	12	22	34	0	1	0	2	3	11	17	0	
	CHANGE	11-	2-	13-	1+	0	1+	1+	2-	4-	10-	0	
STATE POLICE	74	2	31	33	0	3	1	4	0	11	13	1	
	73	9	25	34	1	0	5	1	1	6	13	7	
	CHANGE	7-	6+	1-	1-	3+	4-	3+	1-	5+	0	6-	
MUNICIPAL	74	20	106	126	0	0	0	1	7	24	93	1	
	73	13	61	74	0	0	7	2	3	7	53	2	
	CHANGE	7+	45+	52+	0	0	7-	1-	4+	17+	40+	1-	
MORGANTOWN PD	74	19	78	97	0	0	0	1	7	20	68	1	
	73	13	59	72	0	0	7	2	3	7	51	2	
	CHANGE	6+	19+	25+	0	0	7-	1-	4+	13+	17+	1-	
STAR CITY PD	74	1	27	28	0	0	0	0	0	3	25	0	
	73	0	2	2	0	0	0	0	0	0	2	0	
	CHANGE	1+	25+	26+	0	0	0	0	0	3+	23+	0	
NESTOVER PD	74	0	1	1	0	0	0	0	0	1	0	0	
	73	0	0	0	0	0	0	0	0	0	0	0	
	CHANGE	0	1+	1+	0	0	0	0	0	1+	0	0	
OSAGE PD	74	0	0	0	0	0	0	0	0	0	0	0	
	73	0	0	0	0	0	0	0	0	0	0	0	
	CHANGE	0	0	0	0	0	0	0	0	0	0	0	
*****													
MONROE CTY	TOTAL	74	6	11	17	0	0	0	0	0	7	8	2
	73	3	11	14	0	0	1	0	2	7	4	0	
	CHANGE	3+	0	3+	0	0	1-	0	2-	0	4+	2+	
*****													

PART I ARRESTS BY CHARGE AND AGENCY TYPE

		JUVENILE	ADULTS	GRAND TOTAL	CRIMINAL MURDER	HOMICIDE NEG MANSL	FORCIBLE RAPE	PROPERTY	AGGRAV ASSAULT	FURSLRY	LARCENY	AUTO THEFT
MORGAN CTY	TOTAL	74	13	22	35	0	0	0	0	18	16	1
	73	12	20	32	0	0	0	0	3	20	6	3
	CHANGE	1+	2+	3+	0	0	0	0	3-	2-	10+	2-
BERKELEY SPRINGS PD	TOTAL	74	13	22	35	0	0	0	0	18	16	1
	73	10	19	29	0	0	0	0	2	18	6	3
	CHANGE	3+	3+	6+	0	0	0	0	2-	0	10+	2-
PAN-PAW PD	TOTAL	74	10	8	18	0	0	0	0	7	11	0
	73	9	9	12	0	0	0	0	2	8	2	0
	CHANGE	7+	1-	6+	0	0	0	0	2-	1-	9+	0
NICHOLAS CTY	TOTAL	74	34	110	144	3	3	6	3	33	39	48
	73	28	62	90	0	1	2	1	13	27	31	15
	CHANGE	6+	48+	54+	3+	2+	4+	2+	20+	12+	17+	6-
SUMMERSVILLE PD	TOTAL	74	21	64	85	2	0	6	3	10	37	20
	73	14	45	59	0	1	2	0	9	20	14	13
	CHANGE	7+	19+	26+	2+	1-	4+	3+	1+	17+	6+	6-
WHEELING PD	TOTAL	74	0	15	15	0	0	4	0	4	6	1
	73	2	10	12	0	0	0	0	3	3	6	0
	CHANGE	2-	9+	3+	0	0	4+	0	1+	3+	5-	0
RICHWOOD PD	TOTAL	74	21	49	70	2	0	2	3	6	31	19
	73	12	35	47	0	1	2	0	6	17	8	13
	CHANGE	9+	14+	23+	2+	1-	0	3+	0	14+	11+	6-
TRIADELPHIA PD	TOTAL	74	13	46	59	1	3	0	0	23	2	28
	73	14	17	31	0	0	0	1	4	7	17	2
	CHANGE	1-	29+	28+	1+	3+	0	1-	19+	5-	11+	0
OHIO CTY	TOTAL	74	136	199	335	2	1	10	22	38	104	139
	73	116	143	259	8	0	10	35	12	84	85	25
	CHANGE	20+	56+	76+	6-	1+	0	13-	26+	20+	54+	6-
MORGAN CTY	TOTAL	74	18	58	76	1	1	2	5	16	25	19
	73	28	51	79	6	0	7	14	4	26	11	11
	CHANGE	10-	7+	3-	5-	1+	5-	9-	12+	1-	8+	4-
SHERIFF	TOTAL	74	17	36	53	1	1	2	6	5	23	11
	73	22	29	51	5	0	7	12	2	9	5	6
	CHANGE	5-	7+	2+	4-	1+	5-	8-	3+	14+	6+	11
STATE POLICE	TOTAL	74	1	22	23	0	0	0	1	11	2	8
	73	6	22	28	1	0	0	2	2	17	6	0
	CHANGE	5-	0	5-	1-	0	0	1-	9+	15-	2+	1+
MUNICIPAL	TOTAL	74	118	141	259	1	0	8	17	22	79	120
	73	88	92	180	2	0	3	21	8	59	74	14
	CHANGE	30+	49+	79+	1-	0	5+	4-	14+	21+	46+	2-
WHEELING PD	TOTAL	74	117	136	253	1	0	8	17	22	73	120
	73	88	92	180	2	0	3	21	8	58	74	14
	CHANGE	29+	44+	73+	1-	0	5+	4-	14+	15+	46+	2-
TRIADELPHIA PD	TOTAL	74	1	5	6	0	0	0	0	6	0	0
	73	0	0	0	0	0	0	0	0	0	0	0
	CHANGE	1+	5+	6+	0	0	0	0	0	6+	0	0

PART I ARRESTS BY CHARGE AND AGENCY TYPE  
 JUVENILE ADULTS GRAND CRIMINAL HOMICIDE FJCKTIBLE ROBBERY AGGRAV BURGLARY LARCENY AUTO  
 TOTAL MURDER NEG MANSL RAPE ASSAULT

		JUVENILE	ADULTS	GRAND TOTAL	CRIMINAL MURDER	HOMICIDE NEG MANSL	FJCKTIBLE RAPE	ROBBERY	AGGRAV ASSAULT	BURGLARY	LARCENY	AUTO THFT	
*****													
PENDLETON CTY	TOTAL	74	4	18	19	0	1	0	3	2	6	17	0
	73	2	12	14	0	0	0	0	2	3	9	0	
	CHANGE	1-	6+	5+	0	1+	0	0	3	3+	1+	0	
*****													
RURAL	74	1	17	18	0	1	0	0	2	6	9	0	
	73	0	9	9	0	0	0	0	2	1	6	0	
	CHANGE	1+	8+	9+	0	1+	0	0	0	5+	3+	0	
SHERIFF	74	0	0	0	0	0	0	0	0	0	0	0	
	73	0	0	0	0	0	0	0	0	0	0	0	
	CHANGE	0	0	0	0	0	0	0	0	0	0	0	
STATE POLICE	74	1	17	18	0	1	0	0	2	6	9	0	
	73	0	9	9	0	0	0	0	2	1	6	0	
	CHANGE	1+	8+	9+	0	1+	0	0	0	5+	3+	0	
MUNICIPAL	74	0	1	1	0	0	0	0	0	0	1	0	
	73	2	3	5	0	0	0	0	0	2	3	0	
	CHANGE	2-	2-	4-	0	0	0	0	0	2-	2-	0	
FRANKLIN PD	74	0	1	1	0	0	0	0	0	0	1	0	
	73	2	3	5	0	0	0	0	0	2	3	0	
	CHANGE	2-	2-	4-	0	0	0	0	0	2-	2-	0	
*****													
PLEASANTS CTY	TOTAL	74	7	11	18	0	0	0	3	14	3	1	
	73	6	8	14	0	0	0	3	0	11	6	2	
	CHANGE	1+	3+	4+	0	0	0	3-	3	11+	3-	1-	
*****													
RURAL	74	5	10	15	0	0	0	0	0	13	1	1	
	73	1	5	6	0	0	0	3	0	0	0	2	
	CHANGE	4+	5+	9+	0	0	0	3-	0	13+	0	1-	
SHERIFF	74	0	0	0	0	0	0	0	0	0	0	0	
	73	0	0	0	0	0	0	0	0	0	0	0	
	CHANGE	0	0	0	0	0	0	0	0	0	0	0	
STATE POLICE	74	5	10	15	0	0	0	0	0	13	1	1	
	73	1	5	6	0	0	0	3	0	0	0	2	
	CHANGE	4+	5+	9+	0	0	0	3-	0	13+	0	1-	
MUNICIPAL	74	2	1	3	0	0	0	0	0	1	2	0	
	73	5	3	8	0	0	0	0	0	3	5	0	
	CHANGE	3-	2-	5-	0	0	0	0	0	2-	3-	0	
ST MARYS PD	74	2	1	3	0	0	0	0	0	1	2	0	
	73	5	3	8	0	0	0	0	0	3	5	0	
	CHANGE	3-	2-	5-	0	0	0	0	0	2-	3-	0	
*****													
POCAHONTAS CTY	TOTAL	74	16	20	36	0	0	2	0	13	11	0	
	73	7	10	17	0	0	0	0	2	7	7	1	
	CHANGE	9+	10+	19+	0	0	2+	0	8+	6+	4+	1-	
*****													
RURAL	74	15	19	34	0	0	2	0	10	11	11	0	
	73	7	8	15	0	0	0	0	2	7	6	0	
	CHANGE	8+	11+	19+	0	0	2+	0	8+	4+	5+	0	
SHERIFF	74	0	7	7	0	0	0	0	2	3	2	0	
	73	0	5	5	0	0	0	0	0	5	0	0	
	CHANGE	0	2+	2+	0	0	0	0	2+	2-	2+	0	
STATE POLICE	74	15	12	27	0	0	2	0	8	8	9	0	
	73	7	3	10	0	0	0	0	2	2	6	0	
	CHANGE	8+	9+	17+	0	0	2+	0	6+	6+	3+	0	
MUNICIPAL	74	1	1	2	0	0	0	0	0	2	0	0	
	73	0	2	2	0	0	0	0	0	0	1	1	
	CHANGE	1+	1-	0	0	0	0	0	0	2+	1-	1-	
MARLINTON PD	74	1	1	2	0	0	0	0	0	2	0	0	
	73	0	2	2	0	0	0	0	0	0	1	1	
	CHANGE	1+	1-	0	0	0	0	0	0	2+	1-	1-	
*****													
PRESTON CTY	TOTAL	74	27	63	90	2	0	0	9	4	26	47	2
	73	21	25	46	0	2	0	3	0	14	22	5	
	CHANGE	6+	38+	44+	2+	2-	0	6+	9+	12+	25+	3-	
*****													
RURAL	74	23	44	67	2	0	0	1	3	24	35	2	
	73	20	24	44	0	2	0	2	0	14	21	5	
	CHANGE	3+	20+	23+	2+	2-	0	1-	3+	10+	14+	3-	
SHERIFF	74	20	39	59	2	0	0	0	2	23	30	2	
	73	9	10	19	0	0	0	0	0	7	8	4	
	CHANGE	11+	29+	40+	2+	0	0	0	2+	15+	22+	2-	
STATE POLICE	74	3	5	8	0	0	0	1	1	1	5	0	
	73	11	14	25	0	2	0	2	0	7	13	1	
	CHANGE	8-	9-	17-	0	2-	0	1-	1+	6-	8-	1-	
MUNICIPAL	74	4	19	23	0	0	0	8	1	2	12	0	
	73	1	1	2	0	0	0	1	0	0	1	0	
	CHANGE	3+	18+	21+	0	0	0	7+	1+	2+	11+	0	
KINGWOOD PD	74	2	2	4	0	0	0	0	0	0	4	0	
	73	0	0	0	0	0	0	0	0	0	0	0	
	CHANGE	2+	2+	4+	0	0	0	0	0	0	4+	0	
TERRA ALTA PD	74	2	0	2	0	0	0	0	0	0	2	0	
	73	0	0	0	0	0	0	0	0	0	0	0	
	CHANGE	2+	0	2+	0	0	0	0	0	0	2+	0	
ROWLESBURG PD	74	0	0	0	0	0	0	0	0	0	0	0	
	73	0	0	0	0	0	0	0	0	0	0	0	
	CHANGE	0	0	0	0	0	0	0	0	0	0	0	

PART I ARRESTS BY CHARGE AND GRAND AGENCY TYPE													
		JUVENILE	ADULTS	GRAND TOTAL	CRIMINAL MURDER	DOMESTIC NEG	ROBBERY	AGGRAV ASSAULT	HURGLARY	LANGFNY	AUTOT THEFT		
MASONTOWN PD	74	0	14	14	0	0	0	0	0	0	0	0	0
	73	1	1	2	0	0	0	0	0	0	0	0	0
	CHANGE	1-	13+	12+	0	0	0	0	0	0	0	0	0
NEWBURG PD	74	0	0	0	0	0	0	0	0	0	0	0	0
	73	0	0	0	0	0	0	0	0	0	0	0	0
	CHANGE	0	0	0	0	0	0	0	0	0	0	0	0
TUNNELTON PD	74	0	3	3	0	0	0	0	0	0	0	0	0
	73	0	0	0	0	0	0	0	0	0	0	0	0
	CHANGE	0	3+	3+	0	0	0	0	0	0	0	0	0
*****													
PUTNAM CTY	TOTAL	74	61	82	143	0	0	0	3	25	44	67	4
	73	35	61	96	0	0	1	1	12	23	52	7	
	CHANGE	26+	21+	47+	0	0	1-	2+	13+	21+	15+	3-	
*****													
RURAL	74	58	79	137	0	0	0	3	25	42	63	4	
	73	31	60	91	0	0	1	1	10	21	51	7	
	CHANGE	27+	19+	46+	0	0	1-	2+	15+	21+	12+	3-	
SHERIFF	74	37	17	54	0	0	0	0	7	21	19	4	
	73	11	16	27	0	0	1	1	4	5	15	1	
	CHANGE	26+	1+	27+	0	0	1-	2+	3+	16+	4+	3+	
STATE POLICE	74	21	62	83	0	0	0	0	18	21	44	0	
	73	20	44	64	0	0	0	0	6	16	36	6	
	CHANGE	1+	18+	19+	0	0	0	0	12+	5+	8+	6-	
MUNICIPAL	74	3	3	6	0	0	0	0	0	2	4	0	
	73	4	1	5	0	0	0	0	2	2	1	0	
	CHANGE	1-	2+	1+	0	0	0	0	2-	0	3+	0	
HURRICANE PD	74	3	3	6	0	0	0	0	0	2	4	0	
	73	4	1	5	0	0	0	0	2	2	1	0	
	CHANGE	1-	2+	1+	0	0	0	0	2-	0	3+	0	
*****													
RALEIGH CTY	TOTAL	74	224	317	541	9	2	7	20	48	132	294	29
	73	129	329	458	8	6	4	14	63	105	227	31	
	CHANGE	95+	12-	83+	1+	4-	3+	6+	15-	27+	67+	2-	
*****													
RURAL	74	66	130	196	5	1	3	7	34	75	56	15	
	73	44	156	200	5	6	4	9	37	73	45	21	
	CHANGE	22+	26-	4-	0	5-	1-	2-	3-	2+	11+	6-	
SHERIFF	74	9	39	48	2	0	0	1	8	22	10	5	
	73	12	15	27	0	0	0	0	5	13	4	5	
	CHANGE	3-	24+	21+	2+	0	0	1+	3+	9+	6+	0	
STATE POLICE	74	57	91	148	3	1	3	6	26	53	46	10	
	73	32	141	173	5	6	4	9	32	60	41	16	
	CHANGE	25+	50-	25-	2-	5-	1-	3-	6-	7-	5+	6-	
MUNICIPAL	74	158	187	345	4	1	4	13	14	57	238	14	
	73	85	173	258	3	0	0	5	26	32	182	10	
	CHANGE	73+	14+	87+	1+	1+	4+	8+	12-	25+	56+	4+	
BECKLEY PD	74	152	187	339	4	1	4	13	14	51	238	14	
	73	83	170	253	3	0	0	5	26	28	181	10	
	CHANGE	69+	17+	86+	1+	1+	4+	8+	12-	23+	57+	4+	
MABSCOTT PD	74	6	0	6	0	0	0	0	0	6	0	0	
	73	0	1	1	0	0	0	0	0	0	1	0	
	CHANGE	6+	1-	5+	0	0	0	0	0	6+	1-	0	
SOPHIA PD	74	0	0	0	0	0	0	0	0	0	0	0	
	73	2	2	4	0	0	0	0	0	4	0	0	
	CHANGE	2-	2-	4-	0	0	0	0	0	4-	0	0	
*****													
RANDOLPH CTY	TOTAL	74	36	37	73	1	0	0	4	16	46	6	
	73	33	55	88	3	0	0	3	25	47	10		
	CHANGE	3+	18-	15-	2-	0	0	0	1+	9-	1-	4-	
*****													
RURAL	74	36	37	73	1	0	0	0	4	16	46	6	
	73	29	50	79	3	0	0	0	3	22	44	7	
	CHANGE	7+	13-	6-	2-	0	0	0	1+	6-	2+	1-	
SHERIFF	74	0	4	4	0	0	0	0	1	2	1	0	
	73	0	0	0	0	0	0	0	0	0	0	0	
	CHANGE	0	4+	4+	0	0	0	0	1+	2+	1+	0	
STATE POLICE	74	36	33	69	1	0	0	0	3	14	45	6	
	73	29	50	79	3	0	0	0	3	22	44	7	
	CHANGE	7+	17-	10-	2-	0	0	0	0	8-	1+	1-	
MUNICIPAL	74	0	0	0	0	0	0	0	0	0	0	0	
	73	4	5	9	0	0	0	0	3	3	3	3	
	CHANGE	4-	5-	9-	0	0	0	0	0	3-	3-	3-	
ELKINS PD	74	0	0	0	0	0	0	0	0	0	0	0	
	73	4	5	9	0	0	0	0	3	3	3	3	
	CHANGE	4-	5-	9-	0	0	0	0	0	3-	3-	3-	
*****													
RITCHIE CTY	TOTAL	74	6	40	46	0	0	1	0	3	22	20	0
	73	1	12	13	0	0	0	0	0	7	4	2	
	CHANGE	5+	28+	33+	0	0	1+	0	3+	15+	16+	2-	
*****													
RURAL	74	6	40	46	0	0	1	0	3	22	20	0	
	73	1	12	13	0	0	0	0	0	7	4	2	
	CHANGE	5+	28+	33+	0	0	1+	0	3+	15+	16+	2-	
SHERIFF	74	0	0	0	0	0	0	0	0	0	0	0	
	73	0	0	0	0	0	0	0	0	0	0	0	
	CHANGE	0	0	0	0	0	0	0	0	0	0	0	

PART I ARRESTS BY CHARGE AND AGENCY TYPE

		JUVENILE	ADULTS	GRAND TOTAL	CRIMINAL MURDER	HOMICIDE NEG	MANSLAURE	FORCIBLE RAPE	ROBBERY	AGGRAV ASSAULT	SJRGARY	LARCENY	AUTO THEFT
STATE POLICE	74	6	40	46	0	0	1	0	0	3	22	29	0
	73	1	12	13	0	0	0	0	0	0	7	4	2
	CHANGE	5+	28+	33+	0	0	1+	0	0	3+	15+	16+	2-
MUNICIPAL	74	0	0	0	0	0	0	0	0	0	0	0	0
	73	0	0	0	0	0	0	0	0	0	0	0	0
	CHANGE	0	0	0	0	0	0	0	0	0	0	0	0
PENNSBORO PD	74	0	0	0	0	0	0	0	0	0	0	0	0
	73	0	0	0	0	0	0	0	0	0	0	0	0
	CHANGE	0	0	0	0	0	0	0	0	0	0	0	0
*****													
ROANE CTY	TOTAL	74	17	28	45	0	1	1	0	8	19	11	5
	73	19	23	42	1	2	0	0	0	2	9	21	7
	CHANGE	2-	5+	3+	1-	1-	1+	0	0	5+	10+	10-	2-
*****													
RURAL	74	6	23	29	0	1	1	0	0	4	11	7	5
	73	17	19	36	1	2	0	0	0	1	9	18	5
	CHANGE	11-	4+	7-	1-	1-	1+	0	0	3+	2+	11-	0
SHERIFF	74	0	1	1	0	0	0	0	0	1	0	0	0
	73	6	2	8	0	0	0	0	0	0	4	4	0
	CHANGE	6-	1-	7-	0	0	0	0	0	1+	4-	4-	0
STATE POLICE	74	6	22	28	0	1	1	0	0	3	11	7	5
	73	11	17	28	1	2	0	0	0	1	5	14	5
	CHANGE	5-	5+	0	1-	1-	1+	0	0	2+	6+	7-	0
MUNICIPAL	74	11	5	16	0	0	0	0	0	4	8	4	0
	73	2	4	6	0	0	0	0	0	1	0	3	2
	CHANGE	9+	1+	10+	0	0	0	0	0	3+	8+	1+	2-
SPENCER PD	74	11	5	16	0	0	0	0	0	4	8	4	0
	73	2	4	6	0	0	0	0	0	1	0	3	2
	CHANGE	9+	1+	10+	0	0	0	0	0	3+	8+	1+	2-
*****													
SUMMERS CTY	TOTAL	74	15	22	37	0	1	0	5	3	17	9	1
	73	12	8	20	0	0	0	0	0	5	10	5	0
	CHANGE	3+	14+	17+	0	1+	0	5+	5	2-	7+	4+	1+
*****													
RURAL	74	9	19	28	0	1	0	0	5	3	13	5	1
	73	4	7	11	0	0	0	0	0	5	2	4	0
	CHANGE	5+	12+	17+	0	1+	0	0	5+	2-	11+	1+	1+
SHERIFF	74	0	0	0	0	0	0	0	0	0	0	0	0
	73	0	0	0	0	0	0	0	0	0	0	0	0
	CHANGE	0	0	0	0	0	0	0	0	0	0	0	0
STATE POLICE	74	9	19	28	0	1	0	0	5	3	13	5	1
	73	4	7	11	0	0	0	0	0	5	2	4	0
	CHANGE	5+	12+	17+	0	1+	0	0	5+	2-	11+	1+	1+
MUNICIPAL	74	6	3	9	0	0	0	1	0	0	4	4	0
	73	8	1	9	0	0	0	0	0	0	8	1	0
	CHANGE	2-	2+	0	0	0	0	1+	0	0	4-	3+	0
HINTON PD	74	6	3	9	0	0	0	1	0	0	4	4	0
	73	8	1	9	0	0	0	0	0	0	8	1	0
	CHANGE	2-	2+	0	0	0	0	1+	0	0	4-	3+	0
*****													
TAYLOR CTY	TOTAL	74	10	13	23	0	0	0	6	7	3	3	4
	73	19	25	44	0	2	1	0	9	13	8	11	
	CHANGE	9-	12-	21-	0	2-	1-	0	6+	2-	10-	5-	7-
*****													
RURAL	74	10	13	23	0	0	0	0	6	7	3	3	4
	73	18	25	43	0	2	1	0	9	13	7	11	
	CHANGE	8-	12-	20-	0	2-	1-	0	6+	2-	10-	4-	7-
SHERIFF	74	5	11	16	0	0	0	4	5	2	3	1	
	73	16	23	39	0	1	1	0	9	10	7	11	
	CHANGE	11-	12-	23-	0	1-	1-	4+	3-	8-	4-	10-	
STATE POLICE	74	5	2	7	0	0	0	2	1	1	0	3	
	73	2	2	4	0	1	0	0	0	3	0	0	
	CHANGE	3+	0	3+	0	1-	0	2+	1+	2-	0	3+	
MUNICIPAL	74	0	0	0	0	0	0	0	0	0	0	0	
	73	1	0	1	0	0	0	0	0	0	1	0	
	CHANGE	1-	0	1-	0	0	0	0	0	0	1-	0	
GRAFTON PD	74	0	0	0	0	0	0	0	0	0	0	0	
	73	1	0	1	0	0	0	0	0	0	1	0	
	CHANGE	1-	0	1-	0	0	0	0	0	0	1-	0	
*****													
TUCKER CTY	TOTAL	74	9	15	24	0	0	0	1	0	4	14	5
	73	15	18	33	0	1	0	0	0	3	13	16	
	CHANGE	6-	3-	9-	0	1-	0	1+	0	1+	1+	11-	
*****													
RURAL	74	4	14	18	0	0	0	1	0	3	9	5	
	73	13	17	30	0	1	0	0	0	2	11	14	
	CHANGE	9-	3-	12-	0	1-	0	1+	0	1+	2-	11-	
SHERIFF	74	0	0	0	0	0	0	0	0	0	0	0	
	73	3	5	8	0	0	0	0	0	0	2	6	
	CHANGE	3-	5-	8-	0	0	0	0	0	0	2-	6-	
STATE POLICE	74	4	14	18	0	0	0	1	0	3	9	5	
	73	10	12	22	0	1	0	0	0	2	9	10	
	CHANGE	6-	2+	4-	0	1-	0	1+	0	1+	0	5-	
MUNICIPAL	74	5	1	6	0	0	0	0	0	1	5	0	
	73	2	1	3	0	0	0	0	0	1	2	0	
	CHANGE	3+	0	3+	0	0	0	0	0	0	3+	0	

PART I ARRESTS BY CHARGE AND AGENCY TYPE

		PART I ARRESTS BY CHARGE AND AGENCY TYPE			AGENCY TYPE								
		JUVENILE	ADULTS	GRAND TOTAL	CRIMINAL MURDER	HOMICIDE NEG	MANSL	FORCIBLE RAPE	ROBBERY	AGGRAV ASSAULT	BURGLARY	LARCENY	AUTO THEFT
PARSONS PD	74	1	0	1	0	0	0	0	0	0	1	0	0
	73	0	0	0	0	0	0	0	0	0	0	0	0
	CHANGE	1+	0	1+	0	0	0	0	0	0	1+	0	0
THOMAS PD	74	4	1	5	0	0	0	0	0	0	0	5	0
	73	2	1	3	0	0	0	0	0	0	2	3	0
	CHANGE	2+	0	2+	0	0	0	0	0	0	1-	2+	0
*****													
TYLER CTY	TOTAL	74	11	4	15	0	0	0	0	0	7	4	4
	73	0	7	7	0	0	0	0	1	0	2	3	1
	CHANGE	11+	3-	0+	0	0	0	0	1-	0	5+	1+	3+
*****													
RURAL	74	9	4	13	0	0	0	0	0	0	5	4	4
	73	0	2	2	0	0	0	0	0	0	0	1	1
	CHANGE	9+	2+	11+	0	0	0	0	0	0	5+	3+	3+
SHERIFF	74	2	0	2	0	0	0	0	0	0	2	0	0
	73	0	0	0	0	0	0	0	0	0	0	0	0
	CHANGE	2+	0	2+	0	0	0	0	0	0	2+	0	0
STATE POLICE	74	7	4	11	0	0	0	0	0	0	3	4	4
	73	0	2	2	0	0	0	0	0	0	0	1	1
	CHANGE	7+	2+	9+	0	0	0	0	0	0	3+	3+	3+
MUNICIPAL	74	2	0	2	0	0	0	0	0	0	2	0	0
	73	0	5	5	0	0	0	0	1	0	2	2	0
	CHANGE	2+	5-	3-	0	0	0	0	1-	0	0	2-	0
PADEN CITY PD	74	0	0	0	0	0	0	0	0	0	0	0	0
	73	0	3	3	0	0	0	0	1	0	2	0	0
	CHANGE	0	3-	3-	0	0	0	0	1-	0	2-	0	0
SISTERSVILLE PD	74	0	0	0	0	0	0	0	0	0	0	0	0
	73	0	2	2	0	0	0	0	0	0	0	2	0
	CHANGE	0	2-	2-	0	0	0	0	0	0	0	2-	0
MIDDLEBOURNE PD	74	2	0	2	0	0	0	0	0	0	2	0	0
	73	0	0	0	0	0	0	0	0	0	0	0	0
	CHANGE	2+	0	2+	0	0	0	0	0	0	2+	0	0
*****													
UPSHUR CTY	TOTAL	74	18	27	45	0	0	0	0	1	10	29	5
	73	12	24	36	0	0	1	2	2	0	6	24	3
	CHANGE	6+	3+	9+	0	0	1-	2-	1+	4+	5+	2+	2+
*****													
RURAL	74	16	27	43	0	0	0	0	1	10	27	5	
	73	9	22	31	0	0	1	2	0	5	20	3	
	CHANGE	7+	5+	12+	0	0	1-	2-	1+	5+	7+	2+	
SHERIFF	74	3	4	7	0	0	0	0	1	3	3	0	
	73	5	7	12	0	0	0	1	0	4	5	2	
	CHANGE	2-	3-	5-	0	0	0	1-	1+	1-	2-	2-	
STATE POLICE	74	13	23	36	0	0	0	0	0	7	24	5	
	73	4	15	19	0	0	1	1	0	1	15	1	
	CHANGE	9+	8+	17+	0	0	1-	1-	0	6+	9+	4+	
MUNICIPAL	74	2	0	2	0	0	0	0	0	0	2	0	
	73	3	2	5	0	0	0	0	0	1	4	0	
	CHANGE	1-	2-	3-	0	0	0	0	0	1-	2-	0	
BUCKHANNON PD	74	2	0	2	0	0	0	0	0	3	2	0	
	73	3	2	5	0	0	0	0	0	1	4	0	
	CHANGE	1-	2-	3-	0	0	0	0	0	1-	2-	0	
*****													
MAYNE CTY	TOTAL	74	34	70	104	2	1	6	0	4	64	27	0
	73	21	33	54	2	1	1	1	8	28	10	3	
	CHANGE	13+	37+	50+	0	0	5+	1-	4-	36+	17+	3-	
*****													
RURAL	74	30	64	94	2	1	6	0	3	55	27	0	
	73	21	30	51	2	1	1	1	7	26	10	3	
	CHANGE	9+	34+	43+	0	0	5+	1-	4-	29+	17+	3-	
SHERIFF	74	19	31	50	1	0	6	0	3	29	11	0	
	73	4	9	13	2	0	0	0	0	9	0	2	
	CHANGE	15+	22+	37+	1-	0	6+	0	3+	20+	11+	2-	
STATE POLICE	74	11	33	44	1	1	0	0	0	26	16	0	
	73	17	21	38	0	1	1	1	7	17	10	1	
	CHANGE	6-	12+	6+	1+	0	1-	1-	7-	9+	6+	1-	
MUNICIPAL	74	4	6	10	0	0	0	0	0	9	0	0	
	73	0	3	3	0	0	0	0	1	2	0	0	
	CHANGE	4+	3+	7+	0	0	0	0	0	7+	0	0	
CEREDO PD	74	2	3	5	0	0	0	0	1	4	0	0	
	73	0	2	2	0	0	0	0	1+	2+	0	0	
	CHANGE	2+	1+	3+	0	0	0	0	0	0	0	0	
KENOVA PD	74	2	3	5	0	0	0	0	0	5	0	0	
	73	0	1	1	0	0	0	0	1	0	0	0	
	CHANGE	2+	2+	4+	0	0	0	0	1-	5+	0	0	
WAYNE PD	74	0	0	0	0	0	0	0	0	0	0	0	
	73	0	0	0	0	0	0	0	0	0	0	0	
	CHANGE	0	0	0	0	0	0	0	0	0	0	0	
FORT GAY PD	74	0	0	0	0	0	0	0	0	0	0	0	
	73	0	0	0	0	0	0	0	0	0	0	0	
	CHANGE	0	0	0	0	0	0	0	0	0	0	0	
*****													
WEBSTER CTY	TOTAL	74	8	25	33	2	3	1	0	10	7	9	1
	73	13	48	61	3	0	1	0	4	8	28	17	0
	CHANGE	5-	23-	28-	1-	3+	0	4-	2+	21-	8-	1+	



PART I ARRESTS BY CHARGE AND AGENCY TYPE

		JUVENILE	ADULTS	GRAND TOTAL	CRIMINAL MURDER	HOMICIDE NEG MANSL	FORCIBLE RAPE	ROBBERY	AGGRAV ASSAULT	BURGGLARY	LARCENY	AUTO THEFT
RURAL	74	5	25	30	2	3	1	0	10	7	6	1
	73	13	48	61	3	0	1	4	8	28	17	0
	CHANGE	8-	23-	31-	1-	3+	0	4-	2+	21-	11-	1+
SHERIFF	74	1	8	9	1	0	0	0	2	2	3	1
	73	0	3	3	0	0	0	2	1	0	0	0
	CHANGE	1+	5+	6+	1+	0	0	2-	1+	2+	3+	1+
STATE POLICE	74	4	17	21	1	3	1	0	8	5	3	0
	73	13	45	58	3	0	1	2	7	28	17	0
	CHANGE	9-	28-	37-	2-	3+	0	2-	1+	23-	14-	0
MUNICIPAL	74	3	0	3	0	0	0	0	0	0	3	0
	73	0	0	0	0	0	0	0	0	0	0	0
	CHANGE	3+	0	3+	0	0	0	0	0	0	3+	0
WEBSTER SPRINGS PD	74	3	0	3	0	0	0	0	0	0	3	0
	73	0	0	0	0	0	0	0	0	0	0	0
	CHANGE	3+	0	3+	0	0	0	0	0	0	3+	0
COWEN PD	74	0	0	0	0	0	0	0	0	0	0	0
	73	0	0	0	0	0	0	0	0	0	0	0
	CHANGE	0	0	0	0	0	0	0	0	0	0	0
*****												
WETZEL CTY TOTAL	74	23	62	85	3	0	3	1	5	19	54	0
	73	21	26	47	1	0	0	1	0	14	24	7
	CHANGE	2+	36+	38+	2+	0	3+	0	5+	5+	30+	7-
*****												
RURAL	74	3	27	30	3	0	3	1	3	4	16	0
	73	4	13	17	1	0	0	1	0	9	0	6
	CHANGE	1-	14+	13+	2+	0	3+	0	3+	5-	16+	6-
SHERIFF	74	2	1	3	1	0	0	0	0	2	0	0
	73	1	5	6	0	0	0	0	0	6	0	0
	CHANGE	1+	4-	3-	1+	0	0	0	0	4-	0	0
STATE POLICE	74	1	26	27	2	0	3	1	3	2	16	0
	73	3	8	11	1	0	0	1	0	3	0	6
	CHANGE	2-	18+	16+	1+	0	3+	0	3+	1-	16+	6-
MUNICIPAL	74	20	35	55	0	0	0	0	2	15	38	0
	73	17	13	30	0	0	0	0	0	5	24	1
	CHANGE	3+	22+	25+	0	0	0	0	2+	10+	14+	1-
HUNDRED PD	74	0	0	0	0	0	0	0	0	0	0	0
	73	0	0	0	0	0	0	0	0	0	0	0
	CHANGE	0	0	0	0	0	0	0	0	0	0	0
NEW MARTINSVILLE PD	74	20	35	55	0	0	0	0	2	15	38	0
	73	17	13	30	0	0	0	0	0	5	24	1
	CHANGE	3+	22+	25+	0	0	0	0	2+	10+	14+	1-
PINE GROVE PD	74	0	0	0	0	0	0	0	0	0	0	0
	73	0	0	0	0	0	0	0	0	0	0	0
	CHANGE	0	0	0	0	0	0	0	0	0	0	0
*****												
MIRT CTY TOTAL	74	0	4	4	0	0	0	0	1	3	0	0
	73	0	7	7	0	0	1	0	1	1	3	1
	CHANGE	0	3-	3-	0	0	1-	0	0	2+	3-	1-
*****												
RURAL	74	0	4	4	0	0	0	0	1	3	0	0
	73	0	7	7	0	0	1	0	1	1	3	1
	CHANGE	0	3-	3-	0	0	1-	0	0	2+	3-	1-
SHERIFF	74	0	0	0	0	0	0	0	0	0	0	0
	73	0	1	1	0	0	0	0	0	1	0	0
	CHANGE	0	1-	1-	0	0	0	0	0	1-	0	0
STATE POLICE	74	0	4	4	0	0	0	0	1	3	0	0
	73	0	6	6	0	0	1	0	1	0	3	1
	CHANGE	0	2-	2-	0	0	1-	0	0	3+	3-	1-
MUNICIPAL	74	0	0	0	0	0	0	0	0	0	0	0
	73	0	0	0	0	0	0	0	0	0	0	0
	CHANGE	0	0	0	0	0	0	0	0	0	0	0
ELIZABETH PD	74	0	0	0	0	0	0	0	0	0	0	0
	73	0	0	0	0	0	0	0	0	0	0	0
	CHANGE	0	0	0	0	0	0	0	0	0	0	0
*****												
MOOD CTY TOTAL	74	174	210	384	0	1	2	19	10	73	258	21
	73	107	176	283	3	0	0	9	8	75	157	31
	CHANGE	67+	34+	101+	3-	1+	2+	10+	2+	2-	101+	10-
*****												
RURAL	74	17	87	104	0	1	1	4	5	23	60	10
	73	34	88	122	0	0	0	4	4	34	59	21
	CHANGE	17-	1-	18-	0	1+	1+	0	1+	11-	1+	11-
SHERIFF	74	7	65	72	0	0	0	2	4	17	46	3
	73	15	61	76	0	0	0	4	1	17	45	9
	CHANGE	8-	4+	4-	0	0	0	2-	3+	0	1+	6-
STATE POLICE	74	10	22	32	0	1	1	2	1	6	14	7
	73	19	27	46	0	0	0	0	3	17	14	12
	CHANGE	9-	5-	14-	0	1+	1+	2+	2-	11-	0	5-
MUNICIPAL	74	157	123	280	0	0	1	15	5	50	198	11
	73	88	161	249	3	0	0	5	4	41	98	11
	CHANGE	69+	35+	119+	3-	0	1+	10+	1+	9+	100+	1+
PARKERSBURG PD	74	87	85	172	0	0	1	12	5	41	104	9
	73	62	87	149	3	0	0	5	4	34	93	10
	CHANGE	25+	2-	23+	3-	0	1+	7+	1+	7+	11+	1-

PART I ARRESTS BY CHARGE AND AGENCY TYPE

		CHARGE		GRAND TOTAL	AGENCY TYPE							AUTO THFT
		JUVENILE	ADULTS		CRIMINAL MURDER	HOMICIDE NEG	MANSL RAPE	FORCIBLE RAPE	ROBBERY	AGGRAV ASSAULT	BURGLARY	
VIENNA PD	74	67	34	101	0	0	0	2	0	6	91	2
	73	5	0	5	0	0	0	0	0	5	0	0
	CHANGE	62+	34+	96+	0	0	0	2+	0	1+	91+	2+
WILLIAMSTOWN PD	74	3	4	7	0	0	0	1	0	3	3	0
	73	6	1	7	0	0	0	0	0	2	5	0
	CHANGE	3-	3+	0	0	0	0	1+	0	1+	2-	0
*****												
WYOMING CTY TOTAL	74	26	46	72	5	2	1	3	10	23	24	2
	73	3	19	22	0	1	5	3	2	3	4	4
	CHANGE	23+	27+	50+	5+	1+	4-	0	8+	22+	20+	2-
*****												
RURAL	74	18	37	55	5	2	1	3	10	17	17	0
	73	2	16	18	0	1	3	3	2	3	2	4
	CHANGE	16+	21+	37+	5+	1+	2-	0	8+	14+	15+	4-
SHERIFF	74	7	23	30	3	0	1	3	5	7	11	0
	73	0	1	1	0	0	1	0	0	0	0	0
	CHANGE	7+	22+	29+	3+	0	0	3+	5+	7+	11+	0
STATE POLICE	74	11	14	25	2	2	0	0	5	10	6	0
	73	2	15	17	0	1	2	3	2	3	2	4
	CHANGE	9+	1-	4+	2+	1+	2-	3-	3+	7+	4+	4-
MUNICIPAL	74	8	9	17	0	0	0	0	0	8	7	2
	73	1	3	4	0	0	2	0	0	0	2	0
	CHANGE	7+	6+	13+	0	0	2-	0	0	8+	5+	2+
MULLENS PD	74	4	2	6	0	0	0	0	0	4	0	2
	73	0	0	0	0	0	0	0	0	0	0	0
	CHANGE	4+	2+	6+	0	0	0	0	0	4+	0	2+
PINEVILLE PD	74	0	0	0	0	0	0	0	0	0	0	0
	73	0	0	0	0	0	0	0	0	0	0	0
	CHANGE	0	0	0	0	0	0	0	0	0	0	0
OCEANA PD	74	4	7	11	0	0	0	0	0	4	7	0
	73	1	3	4	0	0	2	0	0	0	2	0
	CHANGE	3+	4+	7+	0	0	2-	0	0	4+	5+	0

# **PART II ARRESTS BY CHARGE AND AGENCY TYPE**

The report in this section details the number of persons arrested for Part II Offenses for the reporting periods of 1973 and 1974. Definitions for each of the Part II Offenses may be found in this book in the Table of Contents under the category entitled "Classification of Offenses".

PART II ARRESTS BY CHARGE AND AGENCY TYPE

		JUVENILE	ADULTS	GRAND TOTAL	OTHER ASSAULTS	ARSON	FLAGERY	FUGITIVE	EMBEZZLE	STOLEN PROPERTY	VANDAL	ILLEGAL WEAPONS	
*****													
WEST VIRGINIA	TOTAL	74	6050	61410	67460	2789	92	311	1254	23	472	752	1021
	73	5468	57958	63406	2600	86	257	1348	32	273	712	842	
	CHANGE	582+	3472+	4054+	189+	6+	54+	94-	3-	129+	47+	187+	
*****													
	RURAL	74	2605	31804	34469	1776	58	176	1173	24	220	404	640
	73	2574	30342	32916	1647	62	182	1266	20	170	479	564	
	CHANGE	91+	1462+	1553+	129+	4-	6-	93-	4+	33+	75-	76+	
	SHERIFF'S	74	1374	12555	13928	685	20	69	196	12	75	134	179
	73	1215	12305	13520	618	32	68	442	7	60	153	146	
	CHANGE	158+	250+	408+	67+	12-	1+	236-	5+	15+	19-	33+	
	STATE POLICE	74	1292	19249	20541	1091	38	107	977	12	145	270	461
	73	1350	17983	19333	1029	30	114	834	13	130	326	418	
	CHANGE	58-	1266+	1208+	62+	8+	7-	143+	1-	15+	56-	43+	
	MUNICIPAL	74	3385	29606	32991	1013	34	135	81	5	182	348	384
	73	2894	27596	30490	993	24	75	82	12	83	233	278	
	CHANGE	491+	2010+	2501+	60+	10+	60+	1-	7-	99+	115+	106+	
*****													
BARBOUR CTY	TOTAL	74	43	494	537	14	0	1	37	0	5	4	9
	73	33	542	575	11	2	0	30	0	5	8	3	
	CHANGE	10+	48-	38-	3+	2-	1+	7+	0	1+	4-	6+	
*****													
	RURAL	74	32	239	271	13	0	0	37	0	6	4	9
	73	32	219	251	11	2	0	30	0	5	8	3	
	CHANGE	0	20+	20+	2+	2-	0	7+	0	1+	4-	6+	
	SHERIFF	74	7	97	104	5	0	1	0	1	2	4	
	73	13	99	112	4	2	0	2	0	0	2	1	
	CHANGE	6-	2-	8-	1+	2-	0	1-	0	1+	0	3+	
	STATE POLICE	74	25	142	167	8	0	0	36	0	5	2	5
	73	19	120	139	7	0	0	28	0	5	6	2	
	CHANGE	6+	22+	28+	1+	0	0	8+	0	0	4-	3+	
	MUNICIPAL	74	11	255	266	1	0	1	0	0	0	0	
	73	1	323	324	0	0	0	0	0	0	0	0	
	CHANGE	10+	68-	58-	1+	0	1+	0	0	0	0	0	
	BELLINGTON PD	74	3	164	171	0	0	0	0	0	0	0	
	73	0	174	174	0	0	0	0	0	0	0	0	
	CHANGE	3+	6-	3-	0	0	0	0	0	0	0	0	
	PHILIPPI PD	74	8	87	95	1	0	1	0	0	0	0	
	73	1	149	150	0	0	0	0	0	0	0	0	
	CHANGE	7+	62-	55-	1+	0	1+	0	0	0	0	0	
*****													
BERKELEY CTY	TOTAL	74	254	1515	1769	82	0	13	18	2	0	3	27
	73	181	1426	1607	112	0	4	17	1	17	12	28	
	CHANGE	73+	89+	162+	30-	0	9+	1+	1+	17-	9-	1-	
*****													
	RURAL	74	70	594	664	35	0	4	17	2	0	1	16
	73	76	750	826	67	0	3	17	1	15	2	23	
	CHANGE	6-	156-	162-	32-	0	1+	0	1+	16-	1-	7-	
	SHERIFF	74	36	287	323	10	0	2	7	1	0	1	3
	73	44	345	389	33	0	1	13	1	4	2	7	
	CHANGE	8-	58-	66-	23-	0	1+	6-	0	4-	1-	4-	
	STATE POLICE	74	34	307	341	25	0	2	10	1	0	0	13
	73	32	405	437	34	0	2	4	0	12	0	16	
	CHANGE	2+	98-	96-	9-	0	0	6+	1+	12-	0	3-	
	MUNICIPAL	74	184	921	1105	47	0	9	1	0	2	11	
	73	105	676	781	45	0	1	3	0	1	10	5	
	CHANGE	79+	245+	324+	2+	0	8+	1+	0	1-	8-	6+	
	MARTINSBURG PD	74	184	921	1105	47	0	9	1	0	2	11	
	73	105	676	781	45	0	1	3	0	1	10	5	
	CHANGE	79+	245+	324+	2+	0	8+	1+	0	1-	8-	6+	
*****													
BOONE CTY	TOTAL	74	91	930	1021	53	2	9	20	0	5	21	10
	73	74	932	1006	41	0	4	4	0	6	6	12	
	CHANGE	17+	2-	15+	12+	2+	5+	16+	0	1-	15+	2-	
*****													
	RURAL	74	39	725	764	52	2	9	20	0	2	2	10
	73	34	671	705	39	0	4	4	0	6	2	11	
	CHANGE	5+	54+	59+	13+	2+	5+	16+	0	4-	0	1-	
	SHERIFF	74	23	432	455	29	0	0	0	0	2	3	
	73	21	453	474	26	0	2	0	0	0	2	2	
	CHANGE	2+	21-	19-	3+	0	2-	0	0	0	0	1+	
	STATE POLICE	74	16	293	309	23	2	9	20	0	2	0	7
	73	13	218	231	13	0	7+	16+	0	6	0	9	
	CHANGE	3+	75+	78+	10+	2+	7+	16+	0	4-	0	2-	
	MUNICIPAL	74	52	205	257	1	0	0	0	0	3	19	0
	73	40	261	301	2	0	0	0	0	0	4	1	
	CHANGE	12+	56-	44-	1-	0	0	0	0	0	3+	15+	
	MADISON PD	74	48	171	219	0	0	0	0	3	15	0	
	73	34	168	202	2	0	0	0	0	5	4	1	
	CHANGE	14+	3+	17+	2-	0	0	0	0	3+	11+	1-	
	WHITESVILLE PD	74	4	34	38	1	0	0	0	0	4	0	
	73	6	93	99	0	0	0	0	0	0	0	0	
	CHANGE	2-	59-	61-	1+	0	0	0	0	0	4+	0	
*****													
BRAXTON CTY	TOTAL	74	37	507	544	31	0	3	0	1	4	7	
	73	40	419	459	26	0	3	0	2	3	6	2	
	CHANGE	3-	88+	85+	5+	0	0	0	2-	2-	2-	5+	

FOML VICE	SFX OFFENSES	PART II NARCOTIC AND DRUG	GAMBLING	ARRESTS FAMILY OFFENSES	BY CHANGE DOIVING AND TRFL	AND LIQUOR LAWS	AGENCY TYPE DRUNK-ENNESS	DIS'ARD COUNCIL	VAGRANCY	JF doc OFFENSES	SUSPICION	CURFEW VIATOR	YUI- SAAYS
76	227	2062	374	932	4954	730	37174	1840	57	13572	0	596	1292
156	179	1764	299	838	4980	519	35534	1716	50	9514	0	577	1110
80-	43+	298+	75+	94+	20-	211+	1640+	150+	9+	130+	0	19+	4+
8	94	1219	140	823	2465	333	15348	511	2+	7971	0	70	700
86	96	1004	163	735	3062	313	14749	375	70	7100	0	44	704
78-	8+	215+	23-	88+	194-	70+	599+	64-	4+	820+	0	34+	62+
1	45	531	14	413	486	101	6672	113	12	3272	0	70	406
17	45	374	14	360	931	94	6252	101	14	3300	0	40	309
11-	0	157+	4-	53+	45-	3+	420+	48-	6-	74-	0	30+	79+
7	49	688	126	410	1977	232	8676	198	12	4599	0	4	358
74	41	630	145	375	2127	215	8465	214	2	3750	0	4	391
67-	8+	58+	19-	35+	150-	17+	211+	16-	10+	943+	0	4+	35-
68	128	843	234	109	2091	397	21826	1535	43	2531	0	518	436
70	93	760	136	103	1918	206	20785	1341	38	2353	0	533	41+
2-	35+	83+	98+	6+	173+	191+	1041+	194+	5+	228+	0	15-	22+
0	7	40	5	9	49	7	242	9	1	40	0	0	6
0	0	14	0	5	56	8	274	6	0	145	0	0	4
0	7+	26+	5+	6+	7-	1-	32-	4+	1+	49-	0	0	2-
0	7	40	5	9	31	2	74	0	0	36	0	0	3
0	0	14	0	5	21	0	55	2	0	34	0	0	7
0	7+	26+	5+	4+	10+	2+	19+	2-	0	27-	0	0	4-
0	1	7	0	6	20	0	40	0	0	21	0	0	1
0	0	0	0	1	10	0	26	0	0	64	0	0	0
0	1+	2+	0	5+	10+	0	14+	0	0	43-	0	0	1+
0	1	38	5	3	11	2	34	0	0	15	0	0	2
0	0	14	0	4	11	0	29	2	0	2+	0	0	7
0	1+	24+	5+	1-	0	2+	5+	2-	0	9-	0	0	5-
0	0	0	0	0	18	5	160	9	1	60	0	0	3
0	0	0	0	0	35	8	219	4	0	57	0	0	1
0	0	0	0	0	17-	3-	51-	5+	1+	3+	0	0	2+
0	0	0	0	0	14	0	106	0	0	40	0	0	0
0	0	0	0	0	17	0	109	0	0	40	0	0	0
0	0	0	0	0	3-	0	3-	0	0	3+	0	0	0
0	0	0	0	0	4	5	67	9	1	7	0	0	3
0	0	0	0	0	18	8	110	4	0	9	0	0	1
0	0	0	0	0	14-	3-	48-	5+	1+	0	0	0	2+
0	2	73	1	5	154	4	1001	37	0	292	0	18	33
0	5	67	0	20	195	12	771	70	0	188	0	14	74
0	3-	6+	1+	15-	41-	4-	230+	33-	0	130+	0	4+	41-
0	7	55	1	4	108	3	329	0	0	74	0	1	12
0	3	59	0	19	181	8	303	10	0	74	0	0	40
0	1-	4-	1+	15-	73-	5-	26+	10-	0	0	0	1+	28-
0	1	23	0	0	32	0	202	0	0	23	0	1	11
0	3	19	0	16	57	8	141	10	0	43	0	0	31
0	2-	4+	0	16-	25-	8-	61+	10-	0	14-	0	1+	20-
0	1	32	1	4	76	3	127	0	0	45	0	0	1
0	0	40	0	3	124	0	162	0	0	31	0	0	9
0	1+	8-	1+	1+	48-	3+	35-	0	0	14+	0	0	4-
0	0	18	0	1	46	5	672	37	0	214	0	17	21
0	2	8	0	1	14	4	468	60	0	114	0	14	34
0	2-	10+	0	0	32+	1+	204+	23-	0	104+	0	3+	13-
0	0	18	0	1	46	5	672	37	0	214	0	17	21
0	2	8	0	1	14	4	468	60	0	114	0	14	34
0	2-	10+	0	0	32+	1+	204+	23-	0	104+	0	3+	13-
0	1	12	0	5	81	2	642	10	1	120	0	16	11
0	0	17	0	7	95	12	677	27	0	68	0	21	9
0	1+	5-	0	2-	14-	10-	35-	17-	1+	52+	0	5-	2+
0	1	11	0	5	64	0	466	0	0	110	0	3	10
0	0	16	0	6	76	12	457	2	0	63	0	0	7
0	1+	5-	0	1-	12-	12-	9+	2-	0	37+	0	0	3+
0	0	6	0	0	26	0	306	0	0	77	0	0	6
0	0	8	0	0	45	11	327	2	0	49	0	0	0
0	0	2-	0	0	19-	11-	21-	2-	0	28+	0	0	6+
0	1	5	0	5	38	0	160	0	0	33	0	0	4
0	0	8	0	6	31	1	130	0	0	14	0	0	7
0	1+	3-	0	1-	7+	1-	30+	0	0	19+	0	0	3-
0	0	1	0	0	17	2	176	10	1	10	0	16	1
0	0	1	0	0	19	0	220	25	0	5	0	21	2
0	0	0	0	1-	2-	2+	44-	15-	1+	5+	0	5-	1-
0	0	1	0	0	9	2	157	4	1	10	0	16	1
0	0	0	0	1	12	0	149	6	0	5	0	21	0
0	0	0	0	1-	3-	2+	8+	2-	1+	5+	0	5-	1+
0	0	0	0	0	8	0	19	6	0	0	0	0	0
0	0	0	0	0	7	0	71	19	0	0	0	0	2-
0	0	0	0	0	1+	0	52-	13-	0	0	0	0	0
0	1	11	0	6	44	5	250	20	0	151	0	1	9
0	1	5	0	1	27	4	249	21	1	98	0	1	9
0	0	6+	0	5+	17+	1+	1+	1-	1-	53+	0	0	0

PART II ARRESTS BY CHARGE AND AGENCY TYPE  
 JUVENILE ADULTS GRAND OTHER  
 TOTAL ASSAULTS

ARSON FURGFY FRAUD CMBF77LF ST HL-4 VANDAL ILLFGAL  
 PROPERTY WEAPONS

AGENCY	74	73	CHANGE	JUVENILE	ADULTS	GRAND TOTAL	OTHER ASSAULTS	ARSON	FURGFY	FRAUD	CMBF77LF	ST HL-4 PROPERTY	VANDAL	ILLFGAL WEAPONS
RURAL	74	24	319	343	30	0	3	0	0	0	1	4	6	
	73	21	238	259	23	0	3	0	0	0	3	6	2	
CHANGE		3+	81+	84+	7+	0	0	0	0	0	2-	2-	4+	
SHERIFF	74	8	43	51	1	0	0	0	0	0	0	0	0	
	73	13	44	57	4	0	0	0	0	0	0	0	0	
CHANGE		5-	1-	6-	3-	0	0	0	0	0	0	0	0	
STATE POLICE	74	16	276	292	29	0	3	0	0	0	1	4	6	
	73	8	194	202	19	0	3	0	0	0	3	6	2	
CHANGE		8+	82+	90+	10+	0	0	0	0	0	2-	2-	4+	
MUNICIPAL	74	13	188	201	1	0	0	0	0	0	0	0	1	
	73	19	181	200	3	0	0	0	0	2	0	0	0	
CHANGE		6-	7+	1+	2-	0	0	0	0	2-	0	0	1+	
GASSAWAY PD	74	9	122	131	0	0	0	0	0	0	0	0	0	
	73	19	133	152	2	0	0	0	0	2	0	0	0	
CHANGE		10-	11-	21-	2-	0	0	0	0	2-	0	0	0	
SUTTON PD	74	3	50	53	1	0	0	0	0	0	0	0	0	
	73	0	48	48	1	0	0	0	0	0	0	0	0	
CHANGE		3+	2+	5+	0	0	0	0	0	0	0	0	0	
BURNSVILLE PD	74	1	16	17	0	0	0	0	0	0	0	0	1	
	73	0	0	0	0	0	0	0	0	0	0	0	0	
CHANGE		1+	16+	17+	0	0	0	0	0	0	0	0	1+	

BROOKE CTY	TOTAL	74	73	CHANGE	JUVENILE	ADULTS	GRAND TOTAL	OTHER ASSAULTS	ARSON	FURGFY	FRAUD	CMBF77LF	ST HL-4 PROPERTY	VANDAL	ILLFGAL WEAPONS
		33	40	7-	261	294	55	0	2	3	0	3	0	4	
		40	269	8-	309	54	1	3	1	0	3	3	7		
		7-	15-	8-	15-	1+	1-	1-	2+	0	0	3-	3-		

RURAL	74	32	137	169	36	0	2	3	0	0	3	0	4
	73	35	188	223	46	1	3	1	0	3	3	3	7
CHANGE		3-	51-	54-	10-	1-	1-	2+	0	0	0	3-	3-
SHERIFF	74	32	117	149	36	0	1	3	0	2	0	4	
	73	35	162	197	45	1	2	1	0	1	3	6	
CHANGE		3-	45-	48-	9-	1-	1-	2+	0	1+	3-	2-	
STATE POLICE	74	0	20	20	0	0	1	0	0	1	0	0	
	73	0	26	26	1	0	1	0	0	2	0	1	
CHANGE		0	6-	6-	1-	0	0	0	0	1-	0	1-	
MUNICIPAL	74	1	124	125	19	0	0	0	0	0	0	0	
	73	5	81	86	8	0	0	0	0	0	0	0	
CHANGE		4-	43+	39+	11+	0	0	0	0	0	0	0	
FOLLANSBEE PD	74	0	25	25	0	0	0	0	0	0	0	0	
	73	0	37	37	0	0	0	0	0	0	0	0	
CHANGE		0	12-	12-	0	0	0	0	0	0	0	0	
WELLSBURG PD	74	1	99	100	19	0	0	0	0	0	0	0	
	73	5	44	49	8	0	0	0	0	0	0	0	
CHANGE		4-	55+	51+	11+	0	0	0	0	0	0	0	

CABELL CTY	TOTAL	74	73	CHANGE	JUVENILE	ADULTS	GRAND TOTAL	OTHER ASSAULTS	ARSON	FURGFY	FRAUD	CMBF77LF	ST HL-4 PROPERTY	VANDAL	ILLFGAL WEAPONS
		753	684	69+	5628	6381	277	5	35	46	4	65	110	118	
		684	4678	950+	5362	268	8	22	32	4	20	80	87		
		69+	950+	1019+	9+	3-	13+	34+	0	45+	30+	31+			

RURAL	74	178	1616	1794	58	0	11	45	2	21	27	38
	73	152	1197	1349	27	4	4	3	2	7	2	16
CHANGE		26+	419+	445+	31+	4-	7+	42+	0	14+	25+	22+
SHERIFF	74	131	1061	1192	26	0	10	9	0	13	19	18
	73	102	903	1005	8	0	4	2	0	6	1	10
CHANGE		29+	158+	187+	18+	0	6+	7+	0	7+	18+	8+
STATE POLICE	74	47	555	602	32	0	1	36	2	8	8	20
	73	50	294	344	19	4	0	1	0	1	1	6
CHANGE		3-	261+	258+	13+	4-	1+	35+	2+	7+	7+	14+
MUNICIPAL	74	575	4012	4587	219	5	24	21	2	44	83	90
	73	532	3481	4013	241	4	18	29	4	13	78	71
CHANGE		43+	531+	574+	22-	1+	6+	8-	2-	31+	5+	9+
BARBOURSVILLE PD	74	24	14	38	0	1	0	0	0	3	0	2
	73	12	16	28	0	0	0	0	0	2	0	0
CHANGE		12+	2-	10+	0	1+	0	0	0	1+	0	2+
HUNTINGTON PD	74	550	3993	4543	219	4	24	21	2	41	83	78
	73	520	3465	3985	241	4	18	29	4	11	78	71
CHANGE		30+	528+	558+	22-	0	6+	8-	2-	30+	5+	7+
MILTON PD	74	1	5	6	0	0	0	0	0	0	0	0
	73	0	0	0	0	0	0	0	0	0	0	0
CHANGE		1+	5+	6+	0	0	0	0	0	0	0	0

CALHOUN CTY	TOTAL	74	73	CHANGE	JUVENILE	ADULTS	GRAND TOTAL	OTHER ASSAULTS	ARSON	FURGFY	FRAUD	CMBF77LF	ST HL-4 PROPERTY	VANDAL	ILLFGAL WEAPONS
		16	199	215	9	0	1	26	0	0	0	6	0		
		5	150	155	12	0	0	13	0	0	0	5	3		
		11+	49+	60+	3-	0	1+	13+	0	0	0	1+	3-		

RURAL	74	16	194	210	9	0	1	26	0	0	0	6	0
	73	5	133	138	12	0	0	13	0	0	0	5	1
CHANGE		11+	61+	72+	3-	0	1+	13+	0	0	0	1+	1-
SHERIFF	74	0	0	0	0	0	0	0	0	0	0	0	0
	73	0	0	0	0	0	0	0	0	0	0	0	0
CHANGE		0	0	0	0	0	0	0	0	0	0	0	0
STATE POLICE	74	16	194	210	9	0	1	26	0	0	0	6	0
	73	5	133	138	12	0	0	13	0	0	0	5	1
CHANGE		11+	61+	72+	3-	0	1+	13+	0	0	0	1+	1-

PART II ARRESTS BY CHARGE AND AGENCY TYPE  
 COMM VICE SEX OFFENSES NARCOTIC AND DRUG GAMBLING FAMILY DRIVING LIQUOR LAWS DISTURB VANDALISM OTHER SUSPICIOUS COPIER LETTERS RE-ARRESTS

0	0	6	0	4	2d	0	108	0	0	140	0	0	7
0	1	5	0	1	21	0	87	0	0	37	0	0	1
0	1-	1+	0	3+	7+	0	19+	0	0	+	0	0	1-
0	0	2	0	0	3	0	27	0	0	15	0	0	0
0	0	5	0	0	5	0	31	0	0	4	0	0	0
0	0	3-	0	0	2-	0	4-	0	0	+	0	0	+
0	0	4	0	4	25	0	81	0	0	153	0	0	2
0	1	0	0	1	16	0	5d	0	0	49	0	0	4
0	1-	4+	0	3+	9+	0	23+	0	0	+	0	0	2-
0	1	5	0	2	16	5	142	20	0	5	0	1	2
0	0	0	0	0	6	4	160	21	1	1	0	1	1
0	1+	5+	0	2+	10+	1+	18-	1-	1-	+	0	0	1+
0	0	0	0	2	8	0	101	17	0	0	0	1	2
0	0	0	0	0	3	2	120	19	1	1	0	1	1
0	0	0	0	2+	5+	2-	19-	2-	1-	1-	0	0	1+
0	0	0	0	0	4	5	37	1	0	5	0	0	0
0	0	0	0	0	3	2	40	2	0	0	0	0	0
0	0	0	0	0	1+	3+	3-	1-	0	+	0	0	0
0	1	5	0	0	4	0	4	2	0	0	0	0	0
0	0	0	0	0	0	0	0	0	0	0	0	0	0
0	1+	5+	0	0	4+	0	4+	2+	0	0	0	0	0
0	1	19	8	1	35	8	82	40	0	14	0	4	10
0	3	31	3	1	33	5	110	20	2	24	0	1	4
0	2-	12-	5+	0	2+	3+	28-	20+	2-	+	0	3+	6+
0	1	16	3	1	27	3	37	10	0	9	0	4	10
0	1	31	0	1	25	1	69	5	2	17	0	1	4
0	2-	15-	3+	0	2+	2+	32-	5+	2-	+	0	3+	0+
0	1	15	0	1	20	0	34	10	0	8	0	4	10
0	3	22	0	1	14	1	68	5	2	17	0	1	4
0	2-	7-	0	0	6+	1-	34-	5+	2-	+	0	3+	0+
0	0	1	3	0	7	3	3	0	0	1	0	0	0
0	0	9	0	0	11	0	1	0	0	0	0	0	0
0	0	8-	3+	0	4-	3+	2+	0	0	1+	0	0	0
0	0	3	5	0	8	5	45	30	0	10	0	0	0
0	0	0	3	0	8	4	41	15	0	7	0	0	0
0	0	3+	2+	0	0	1+	4+	15+	0	+	0	0	0
0	0	0	0	0	1	0	16	4	0	4	0	0	0
0	0	0	0	0	5	3	17	5	0	7	0	0	0
0	0	0	0	0	4-	3-	1-	1-	0	3-	0	0	0
0	0	3	5	0	7	5	29	26	0	6	0	0	0
0	0	0	3	0	3	1	24	10	0	0	0	0	0
0	0	3+	2+	0	4+	4+	5+	16+	0	0+	0	0	0
28	49	292	117	51	310	48	3911	60	0	679	0	9	147
15	22	275	40	38	279	61	3288	104	0	594	0	25	140
13+	21+	17+	77+	13+	37+	13-	623+	4+	0	125+	0	16-	7+
4	4	46	78	40	132	13	861	0	0	420	0	5	37
9	4	96	7	10	147	15	620	5	0	342	0	10	36
3-	0	50-	26+	30+	15-	2-	241+	5-	0	88+	0	5-	1+
0	1	79	1	33	80	0	628	0	0	298	0	5	22
0	3	32	0	10	117	2	512	1	0	261	0	10	26
0	2-	3-	1+	23+	37-	2-	116+	1-	0	37+	0	5-	4-
4	3	17	27	7	52	13	233	0	0	122	0	0	15
9	1	64	2	0	30	13	108	4	0	71	0	0	10
3-	2+	47-	25+	7+	22+	0	125+	4-	0	51+	0	0	5+
22	39	246	89	11	184	35	3050	60	0	259	0	4	110
4	18	179	38	28	132	46	2668	99	0	222	0	15	104
16+	21+	67+	51+	17-	52+	11-	382+	39-	0	37+	0	11-	6+
0	0	14	0	0	7	0	11	0	0	5	0	0	0
0	0	18	0	0	0	0	4	2	0	2	0	0	0
0	0	4-	0	0	2+	0	7+	2-	0	3+	0	0	0
22	39	232	89	11	182	35	3033	60	0	254	0	4	110
4	18	161	38	28	132	46	2664	97	0	220	0	15	104
16+	21+	71+	51+	17-	50+	11-	369+	37-	0	36+	0	11-	6+
0	0	0	0	0	0	0	6	0	0	0	0	0	0
0	0	0	0	0	0	0	0	0	0	0	0	0	0
0	0	0	0	0	0	0	6+	0	0	0	0	0	0
0	4	2	0	2	15	0	66	4	0	30	0	0	0
0	1	0	0	9	15	0	67	0	0	30	0	0	0
0	3+	2+	0	7-	0	0	1-	4+	0	50+	0	0	0
0	4	2	0	2	14	0	62	4	0	80	0	0	0
0	0	0	0	9	13	0	56	0	0	29	0	0	0
0	4+	2+	0	7-	1+	0	6+	4+	0	51+	0	0	0
0	0	0	0	0	0	0	0	0	0	0	0	0	0
0	0	0	0	0	0	0	0	0	0	0	0	0	0
0	0	0	0	0	0	0	0	0	0	0	0	0	0
0	4	2	0	2	14	0	62	4	0	30	0	0	0
0	0	0	0	9	13	0	56	0	0	29	0	0	0
0	4+	2+	0	7-	1+	0	6+	4+	0	51+	0	0	0

PART II ARRESTS BY CHARGE AND AGENCY TYPE

		JUVENILE	ADULTS	GRAND TOTAL	OTHER ASSAULTS	ARSON	FORGERY	FRAUD	FIBREZZLE	STOLEN PROPERTY	VANDAL	ILLEGAL WEAPONS
MUNICIPAL	74	0	5	5	0	0	0	0	0	0	0	0
	73	0	17	17	0	0	0	0	0	0	0	0
	CHANGE	0	12-	12-	0	0	0	0	0	0	0	2-
GRANTSVILLE PD	74	0	5	5	0	0	0	0	0	0	0	0
	73	0	17	17	0	0	0	0	0	0	0	0
	CHANGE	0	12-	12-	0	0	0	0	0	0	0	2-
*****												
CLAY CTY	TOTAL	74	13	240	253	0	0	1	0	0	1	0
	73	18	295	313	0	1	3	3	0	3	1	12
	CHANGE	5-	55-	60-	0	1-	2-	3-	0	2-	1-	10
*****												
RURAL	74	12	220	232	0	0	1	0	0	1	0	12
	73	18	238	256	0	1	3	3	0	3	1	10
	CHANGE	6-	18-	24-	0	1-	2-	3-	0	2-	1-	2+
SHERIFF	74	0	15	15	0	0	0	0	0	0	0	0
	73	0	8	8	0	0	0	0	0	0	0	0
	CHANGE	0	7+	7+	0	0	0	0	0	0	0	0
STATE POLICE	74	12	205	217	0	0	1	0	0	0	0	0
	73	18	230	248	0	1	3	0	0	1	0	12
	CHANGE	6-	25-	31-	0	1-	2-	0	0	2-	1-	10
MUNICIPAL	74	1	20	21	0	0	0	0	0	0	0	0
	73	0	57	57	0	0	0	0	0	0	0	0
	CHANGE	1+	37-	36-	0	0	0	0	0	0	0	0
CLAY PD	74	1	20	21	0	0	0	0	0	0	0	0
	73	0	57	57	0	0	0	0	0	0	0	0
	CHANGE	1+	37-	36-	0	0	0	0	0	0	0	0
*****												
DODDRIDGE CTY	TOTAL	74	12	119	131	6	0	3	0	0	6	0
	73	8	149	157	9	0	1	0	0	0	1	0
	CHANGE	4+	30-	26-	3-	0	2+	0	0	0	5+	0
*****												
RURAL	74	12	109	121	6	0	3	0	0	0	6	0
	73	8	142	150	9	0	1	0	0	0	1	0
	CHANGE	4+	33-	29-	3-	0	2+	0	0	0	5+	0
SHERIFF	74	0	5	5	0	0	0	0	0	0	0	0
	73	1	19	20	0	0	0	0	0	0	1	0
	CHANGE	1-	14-	15-	0	0	0	0	0	0	1-	0
STATE POLICE	74	12	104	116	6	0	3	0	0	0	6	0
	73	7	123	130	7	0	1	0	0	0	0	0
	CHANGE	5+	19-	14-	3-	0	2+	0	0	0	6+	0
MUNICIPAL	74	0	10	10	0	0	0	0	0	0	0	0
	73	0	7	7	0	0	0	0	0	0	0	0
	CHANGE	0	3+	3+	0	0	0	0	0	0	0	0
WEST UNION PD	74	0	10	10	0	0	0	0	0	0	0	0
	73	0	7	7	0	0	0	0	0	0	0	0
	CHANGE	0	3+	3+	0	0	0	0	0	0	0	0
*****												
FAYETTE CTY	TOTAL	74	187	1297	1484	26	5	3	0	0	5	4
	73	135	1396	1531	32	0	1	0	0	5	13	13
	CHANGE	52+	99-	47-	6-	5+	2+	0	0	0	9-	1-
*****												
RURAL	74	153	999	1152	21	4	3	0	0	5	0	10
	73	113	1013	1126	31	0	1	0	0	5	8	10
	CHANGE	40+	14-	26+	10-	4+	2+	0	0	0	8-	0
SHERIFF	74	120	615	735	1	0	0	0	0	0	0	2
	73	80	631	711	4	0	0	0	0	0	0	5
	CHANGE	40+	16-	24+	3-	0	0	0	0	0	0	3-
STATE POLICE	74	33	384	417	20	4	3	0	0	3	0	8
	73	33	382	415	27	0	1	0	0	5	8	5
	CHANGE	0	2+	2+	7-	4+	2+	0	0	2+	8-	3+
MUNICIPAL	74	34	298	332	5	1	0	0	0	0	4	3
	73	22	383	405	1	0	0	0	0	0	5	4
	CHANGE	12+	85-	73-	4+	1+	0	0	0	0	1-	1-
ANSTEAD PD	74	10	7	17	0	0	0	0	0	0	0	1
	73	12	16	28	0	0	0	0	0	0	3	0
	CHANGE	2-	9-	11-	0	0	0	0	0	0	3-	1+
FAYETTEVILLE PD	74	7	32	39	0	0	0	0	0	0	4	0
	73	4	67	71	0	0	0	0	0	0	2	2
	CHANGE	3+	35-	32-	0	0	0	0	0	0	2+	3-
MONTGOMERY PD	74	0	124	124	0	0	0	0	0	0	0	1
	73	0	155	155	0	0	0	0	0	0	0	0
	CHANGE	0	31-	31-	0	0	0	0	0	0	0	1+
MOUNT HOPE PD	74	16	102	118	5	1	0	0	0	0	0	1
	73	5	64	69	1	0	0	0	0	0	0	2
	CHANGE	11+	38+	49+	4+	1+	0	0	0	0	0	1-
OAK HILL PD	74	0	0	0	0	0	0	0	0	0	0	0
	73	0	16	16	0	0	0	0	0	0	0	0
	CHANGE	0	16-	16-	0	0	0	0	0	0	0	0
SMITHERS PD	74	1	33	34	0	0	0	0	0	0	0	0
	73	1	65	66	0	0	0	0	0	0	0	0
	CHANGE	0	32-	32-	0	0	0	0	0	0	0	0
*****												
GILMER CTY	TOTAL	74	8	334	342	7	0	0	100	0	0	0
	73	12	273	285	9	0	1	66	0	0	0	0
	CHANGE	4-	61+	57+	2-	0	1-	34+	0	0	0	2-



COMM VICE	SEX OFFENSES	PART II NARCOTIC AND DRUG	GAMBLING	APRESTS BY FAMILY OFFENSES	CHARGE DRIVING UND INFL	AND AGENCY TYPE LIQ.LIC. LAWS	DISK. BUSINESS	DISK. SUBJECT	VIOL. A.C.F.	IT-4-4 JFF-4-4-4	SUSPICIOUS	CUR-EM LUTTER	AD-4-4-4
0	0	0	0	0	1	0	4	0	0	0	0	0	0
0	1	0	0	0	2	0	11	0	0	1	0	0	0
0	1-	0	0	0	1-	0	7-	0	0	1-	0	0	0
0	0	0	0	0	1	0	4	0	0	0	0	0	0
0	1	0	0	0	2	0	11	0	0	1	0	0	0
0	1-	0	0	0	1-	0	7-	0	0	1-	0	0	0
*****													
0	7	3	0	0	27	0	172	3	0	31	0	0	1
0	1	1	0	2	63	0	181	+	0	34	0	0	1
0	1+	2+	0	2-	36-	0	9-	1-	0	4-	0	0	0
*****													
0	7	3	0	0	27	0	152	2	0	31	0	0	1
0	1	1	0	2	61	0	130	0	0	34	0	0	1
0	1+	2+	0	2-	34-	0	22+	2+	0	4-	0	0	0
0	0	0	0	0	4	0	7	2	0	2	0	0	0
0	0	0	0	0	0	0	4	0	0	1	0	0	0
0	0	0	0	0	4+	0	3+	2+	0	1+	0	0	0
0	7	3	0	0	23	0	145	0	0	24	0	0	1
0	1	1	0	2	61	0	126	0	0	34	0	0	1
0	1+	2+	0	2-	38-	0	19+	0	0	4-	0	0	0
0	0	0	0	0	0	0	20	1	0	0	0	0	0
0	0	0	0	0	2	0	51	4	0	0	0	0	0
0	0	0	0	0	2-	0	31-	3-	0	0	0	0	0
0	0	0	0	0	0	0	20	1	0	0	0	0	0
0	0	0	0	0	2	0	51	4	0	0	0	0	0
0	0	0	0	0	2-	0	31-	3-	0	0	0	0	0
*****													
0	0	7	0	7	10	0	42	0	0	50	0	0	0
0	0	0	0	5	30	0	72	1	0	35	0	0	3
0	0	7+	0	2+	20-	0	30-	1-	0	15+	0	0	3-
*****													
0	0	7	0	7	10	0	32	0	0	50	0	0	0
0	0	0	0	5	29	0	47	0	0	35	0	0	3
0	0	7+	0	2+	19-	0	35-	0	0	15+	0	0	3-
0	0	0	0	0	1	0	4	0	0	0	0	0	0
0	0	0	0	3	5	0	11	0	0	0	0	0	0
0	0	0	0	3-	4-	0	7-	0	0	0	0	0	0
0	0	7	0	7	9	0	24	0	0	30	0	0	0
0	0	0	0	2	24	0	56	0	0	35	0	0	3
0	0	7+	0	5+	15-	0	28-	0	0	15+	0	0	3-
0	0	0	0	0	0	0	10	0	0	0	0	0	0
0	0	0	0	0	1	0	5	1	0	0	0	0	0
0	0	0	0	0	1-	0	5+	1-	0	0	0	0	0
0	0	0	0	0	0	0	10	0	0	0	0	0	0
0	0	0	0	0	1	0	5	1	0	0	0	0	0
0	0	0	0	0	1-	0	5+	1-	0	0	0	0	0
*****													
0	0	65	1	40	220	10	875	16	0	154	0	12	51
2	0	33	11	4	210	11	897	37	6	224	0	3	24
7-	0	32+	10-	36+	10-	1-	27-	21-	6-	70-	0	9+	27+
*****													
0	0	63	1	35	174	3	634	5	0	140	0	5	51
7	0	29	11	0	177	11	589	11	6	211	0	0	24
7-	0	34+	10-	35+	3-	8-	45+	8-	6-	71-	0	5+	27+
0	0	52	0	34	134	0	408	3	0	87	0	4	35
0	0	12	0	0	118	6	345	11	6	147	0	0	13
0	0	40+	0	34+	16+	6-	63+	8-	6-	127-	0	4+	22+
0	0	11	1	1	40	3	226	0	0	74	0	1	16
7	0	17	11	0	59	5	244	0	0	22	0	0	11
7-	0	6-	10-	1+	19-	2-	18-	0	0	56+	0	1+	5+
0	0	7	0	5	26	7	241	13	0	14	0	7	0
0	0	4	0	4	33	0	308	26	0	17	0	3	0
0	0	2-	0	1+	7-	7+	67-	13-	0	1+	0	4+	0
0	0	0	0	4	1	0	4	0	0	6	0	1	0
0	0	0	0	4	3	0	7	1	0	7	0	3	0
0	0	0	0	0	7-	0	3-	1-	0	1-	0	2-	0
0	0	0	0	0	6	7	16	6	0	0	0	0	0
0	0	1	0	0	5	0	49	12	0	0	0	0	0
0	0	1-	0	0	1+	7+	33-	6-	0	0	0	0	0
0	0	0	0	0	1	0	112	7	0	3	0	0	0
0	0	0	0	0	0	0	136	10	0	9	0	0	0
0	0	0	0	0	1+	0	24-	3-	0	6-	0	0	0
0	0	2	0	1	17	0	76	0	0	0	0	6	0
0	0	3	0	0	22	0	39	2	0	0	0	0	0
0	0	1-	0	1+	5-	0	37+	2-	0	9+	0	6+	0
0	0	0	0	0	0	0	0	0	0	0	0	0	0
0	0	0	0	0	2	0	13	0	0	1	0	0	0
0	0	0	0	0	2-	0	13-	0	0	1-	0	0	0
0	0	0	0	0	1	0	33	0	0	0	0	0	0
0	0	0	0	0	1	0	64	1	0	0	0	0	0
0	0	0	0	0	0	0	31-	1-	0	0	0	0	0
*****													
0	0	5	0	6	37	0	149	1	4	24	0	0	5
0	0	0	0	1	27	0	147	1	0	30	0	0	1
0	0	5+	0	5+	10+	0	2+	0	4+	2-	0	0	4+

PART II ARRESTS BY CHARGE AND AGENCY TYPE

		JUVENILE	ADULTS	GRAND TOTAL	OTHER ASSAULTS	ARSON	FORGFRY	FRAUD	EMBEZZLF	STOLEN PROPERTY	VANDAL	ILLEGAL WEAPONS
*****												
RURAL	74	7	188	195	7	0	0	100	0	0	0	0
	73	11	159	170	9	0	1	66	0	0	0	2
	CHANGE	4-	29+	25+	2-	0	1-	34+	0	0	0	2-
SHERIFF	74	2	30	32	0	0	0	0	0	0	0	0
	73	0	17	17	0	0	0	0	0	0	0	0
	CHANGE	2+	13+	15+	0	0	0	0	0	0	0	0
STATE POLICE	74	5	158	163	7	0	0	100	0	0	0	0
	73	11	142	153	9	0	1	66	0	0	0	2
	CHANGE	6-	16+	10+	2-	0	1-	34+	0	0	0	2-
MUNICIPAL	74	1	146	147	0	0	0	0	0	0	0	0
	73	1	114	115	0	0	0	0	0	0	0	0
	CHANGE	0	32+	32+	0	0	0	0	0	0	0	0
GLENVILLE PD	74	1	146	147	0	0	0	0	0	0	0	0
	73	1	114	115	0	0	0	0	0	0	0	0
	CHANGE	0	32+	32+	0	0	0	0	0	0	0	0
*****												
GRANT CTY	TOTAL	74	5	274	279	18	0	4	15	0	0	10
	73	15	248	263	14	0	0	10	0	0	2	0
	CHANGE	10-	26+	16+	4+	0	4+	5+	0	0	2-	10+
*****												
RURAL	74	5	231	236	18	0	4	15	0	0	0	9
	73	13	183	196	13	0	0	10	0	0	2	0
	CHANGE	8-	48+	40+	5+	0	4+	5+	0	0	2-	9+
SHERIFF	74	0	2	2	0	0	0	0	0	0	0	0
	73	7	11	14	4	0	0	0	0	0	2	0
	CHANGE	7-	9-	16-	4-	0	0	0	0	0	2-	0
STATE POLICE	74	5	229	234	18	0	4	15	0	0	0	9
	73	6	172	178	9	0	0	10	0	0	0	0
	CHANGE	1-	57+	56+	9+	0	4+	5+	0	0	0	9+
MUNICIPAL	74	0	43	43	0	0	0	0	0	0	0	1
	73	2	62	67	1	0	0	0	0	0	0	0
	CHANGE	2-	22-	24-	1-	0	0	0	0	0	0	1+
PETERSBURG PD	74	0	43	43	0	0	0	0	0	0	0	1
	73	2	65	67	1	0	0	0	0	0	0	0
	CHANGE	2-	22-	24-	1-	0	0	0	0	0	0	1+
*****												
GREENBRIER CTY TOTAL	74	47	896	943	5	3	0	2	0	10	3	16
	73	80	945	1025	19	0	3	0	0	1	11	19
	CHANGE	33-	49-	82-	14-	3+	3-	2+	0	9+	8-	3-
*****												
RURAL	74	22	496	518	3	3	0	2	0	8	3	6
	73	52	571	623	19	0	3	0	0	1	7	16
	CHANGE	30-	75-	105-	16-	3+	3-	2+	0	7+	4-	10-
SHERIFF	74	9	119	128	0	0	0	0	0	0	0	0
	73	9	54	63	0	0	0	0	0	0	0	0
	CHANGE	0	65+	63+	0	0	0	0	0	0	0	0
STATE POLICE	74	13	377	390	3	3	0	2	0	8	3	6
	73	43	517	560	19	0	3	0	0	1	7	16
	CHANGE	30-	140-	170-	16-	3+	3-	2+	0	7+	4-	10-
MUNICIPAL	74	25	400	425	2	0	0	0	0	2	0	10
	73	28	374	402	0	0	0	0	0	0	4	3
	CHANGE	3-	26+	23+	2+	0	0	0	0	2+	4-	7+
LEWISBURG PD	74	25	141	166	2	0	0	0	0	0	0	10
	73	12	139	151	0	0	0	0	0	0	0	2
	CHANGE	13+	2+	15+	2+	0	0	0	0	0	0	8+
RAINELLE PD	74	0	87	87	0	0	0	0	0	0	0	0
	73	3	56	59	0	0	0	0	0	0	0	0
	CHANGE	3-	31+	28+	0	0	0	0	0	0	0	0
RONCEVERTE PD	74	0	107	107	0	0	0	0	0	0	0	0
	73	4	124	128	0	0	0	0	0	0	2	0
	CHANGE	4-	17-	21-	0	0	0	0	0	0	2-	0
WHITE SULPHUR SPRINGS PD	74	0	65	65	0	0	0	0	0	2	0	0
	73	9	55	64	0	0	0	0	0	0	2	1
	CHANGE	9-	10+	1+	0	0	0	0	0	2+	2-	1-
*****												
HAMPSHIRE CTY TOTAL	74	30	385	415	81	0	4	26	0	0	8	12
	73	33	308	341	67	0	5	15	0	1	15	17
	CHANGE	3-	77+	74+	14+	0	1-	11+	0	1-	7-	5-
*****												
RURAL	74	30	346	376	81	0	4	26	0	0	8	12
	73	33	274	307	67	0	5	15	0	1	15	16
	CHANGE	3-	72+	69+	14+	0	1-	11+	0	1-	7-	4-
SHERIFF	74	16	216	232	73	0	0	24	0	0	5	7
	73	11	131	142	45	0	1	13	0	0	6	4
	CHANGE	5+	85+	90+	28+	0	1-	11+	0	0	1-	3+
STATE POLICE	74	14	130	144	8	0	4	2	0	0	3	5
	73	22	143	165	22	0	4	2	0	1	9	12
	CHANGE	8-	13-	21-	14-	0	0	0	0	1-	6-	7-
MUNICIPAL	74	0	39	39	0	0	0	0	0	0	0	0
	73	0	34	34	0	0	0	0	0	0	0	1
	CHANGE	0	5+	5+	0	0	0	0	0	0	0	1-
ROMNEY PD	74	0	39	39	0	0	0	0	0	0	0	0
	73	0	34	34	0	0	0	0	0	0	0	1
	CHANGE	0	5+	5+	0	0	0	0	0	0	0	1-

COMM VICE	SEX OFFENSES	PART II NARCOTIC GAMBLING AND DRUG		ARRESTS BY CHARGE FAMILY OFFENSES UND INFL		AND AGENCY TYPE LIQUOR LAWS		DISORD CIVIL MKT	VALENCY	INTE OFFENSES	JUSPICIT	OFFENSES	ADJ ADAYS
0	0	5	0	6	13	0	29	0	4	27	0	0	7
0	0	0	0	1	19	0	40	1	J	30	0	J	1
0	0	5+	0	5+	6-	0	11-	1-	4+	3-	0	J	3+
0	0	0	0	0	1	0	12	0	4	13	0	0	2
0	0	0	0	1	0	0	10	1	0	3	0	0	J
0	0	0	0	1-	1+	0	2+	1-	4+	4+	0	0	2+
0	0	5	0	6	12	0	17	0	0	14	0	0	2
0	0	0	0	0	19	0	30	0	0	2+	0	0	1
0	0	5+	0	6+	7-	0	13-	0	0	11-	0	0	1+
0	0	0	0	0	24	0	120	1	0	1	0	J	1
0	0	0	0	0	8	0	107	0	0	J	0	0	0
0	0	0	0	0	16+	0	13+	1+	0	1+	0	0	1+
0	0	0	0	0	24	0	170	1	0	1	0	0	1
0	0	0	0	0	8	0	107	0	0	J	0	0	0
0	0	0	0	0	16+	0	13+	1+	0	1+	0	0	1+
0	0	14	0	5	60	0	69	14	0	70	0	J	J
0	0	4	0	4	68	0	75	14	0	63	0	0	4
0	0	10+	0	1+	8-	0	4-	0	0	7+	0	0	3-
0	0	10	0	5	40	0	56	14	0	65	0	0	0
0	0	4	0	4	42	0	42	9	0	31	0	0	9
0	0	6+	0	1+	2-	0	14+	5+	0	4+	0	0	9-
0	0	0	0	0	2	0	0	0	0	0	0	0	0
0	0	0	0	3	3	0	1	0	0	0	0	0	3
0	0	0	0	3-	1-	0	1-	0	0	0	0	0	3-
0	0	10	0	5	38	0	56	14	0	65	0	0	0
0	0	4	0	1	39	0	41	9	0	61	0	0	4
0	0	6+	0	4+	1-	0	15+	5+	0	4+	0	0	4-
0	0	4	0	0	20	0	13	0	0	5	0	0	J
0	0	0	0	0	24	0	33	5	0	2	0	0	0
0	0	4+	0	0	6-	0	20-	5-	0	3+	0	0	0
0	0	4	0	0	20	0	13	J	0	5	0	0	J
0	0	0	0	0	26	0	33	5	0	2	0	0	0
0	0	4+	0	0	6-	0	20-	5-	0	3+	0	0	0
0	2	32	1	1	103	5	54	26	2	174	0	4	9
0	2	34	5	5	103	0	514	37	6	233	0	0	27
0	0	2-	4-	5-	0	5+	22+	11-	4-	55-	0	4+	14-
0	1	14	1	0	65	5	223	15	1	164	0	0	4
0	1	16	5	6	81	0	210	25	0	215	0	0	14
0	0	2-	4-	6-	16-	5+	13+	10-	1+	51-	0	0	14-
0	1	2	0	0	13	5	75	0	0	30	0	0	2
0	0	0	0	0	4	0	37	0	0	23	0	0	4
0	1+	2+	0	0	9+	5+	43+	0	0	7+	0	0	2-
0	0	12	1	0	52	0	148	13	1	134	0	0	2
0	1	16	5	6	77	0	178	25	0	192	0	0	14
0	1-	4-	4-	6-	25-	0	30-	10-	1+	54-	0	0	12-
0	1	18	0	1	38	0	318	11	1	14	0	4	5
0	1	18	0	0	22	0	309	12	6	18	0	0	9
0	0	0	0	1+	16+	0	9+	1-	5-	4-	0	4+	4-
0	1	14	0	1	25	0	85	4	1	14	0	4	5
0	1	18	0	0	13	0	92	2	6	11	0	0	6
0	0	4-	0	1+	12+	0	7-	2+	3+	3+	0	4+	1-
0	0	2	0	0	3	0	82	0	0	0	0	0	0
0	0	0	0	0	9	0	43	1	0	6	0	0	0
0	0	2+	0	0	6-	0	39+	1-	0	0-	0	0	0
0	0	0	0	0	1	0	100	6	0	0	0	0	0
0	0	0	0	0	0	0	121	5	0	0	0	0	0
0	0	0	0	0	1+	0	21-	1+	0	0	0	0	0
0	0	2	0	0	9	0	51	1	0	0	0	0	0
0	0	0	0	0	0	0	53	4	0	1	0	0	3
0	0	2+	0	0	9+	0	2-	3-	0	1-	0	0	3-
0	0	19	0	14	37	2	120	1	0	84	0	0	7
0	3	6	0	4	43	4	75	0	0	42	0	0	4
0	3-	13+	0	10+	6-	2-	45+	1+	0	2+	0	0	3+
0	0	19	0	14	36	2	82	1	0	84	0	0	7
0	3	6	0	4	41	0	48	0	0	82	0	0	4
0	3-	13+	0	10+	5-	2+	34+	1+	0	7+	0	0	3+
0	0	1	0	14	14	0	31	1	0	56	0	0	6
0	3	0	0	4	7	0	15	0	0	44	0	0	0
0	3-	1+	0	10+	7+	0	16+	1+	0	12+	0	0	6+
0	0	18	0	0	22	2	51	0	0	28	0	0	1
0	0	6	0	0	34	0	33	0	0	38	0	0	4
0	0	12+	0	0	12-	2+	18+	0	0	10-	0	0	3-
0	0	0	0	0	1	0	38	0	0	0	0	0	0
0	0	0	0	0	2	4	27	0	0	0	0	0	0
0	0	0	0	0	1-	4-	11+	0	0	0	0	0	0
0	0	0	0	0	1	0	38	0	0	0	0	0	0
0	0	0	0	0	2	4	27	0	0	0	0	0	0
0	0	0	0	0	1-	4-	11+	0	0	0	0	0	0

PART II ARRESTS BY CHARGE AND AGENCY TYPE  
 JUVENILE ADULTS GRAND TOTAL OTHER ASSAULTS ARSON FORGERY FRAUD EMBEZZLE STOLEN PROPERTY VANDAL ILL'GAL WEAPONS

AGENCY	TYPE	74	73	CHANGE	JUVENILE	ADULTS	GRAND TOTAL	OTHER ASSAULTS	ARSON	FORGERY	FRAUD	EMBEZZLE	STOLEN PROPERTY	VANDAL	ILL'GAL WEAPONS
HANCOCK CTY	TOTAL	74	264	862	1126	59	2	0	4	1	13	24	21		
	73	214	839	1053	74	15-	2	5	7	2	9	14	23		
	CHANGE	50+	23+	72+	15-	0	5-	3-	1-	8+	10+	2-			
	RURAL	74	117	322	439	15	0	0	1	1	4	1	6		
	73	132	386	518	31	0	5	6	2	3	0	17			
	CHANGE	15-	64-	79-	16-	0	5-	5-	1-	1+	1+	11-			
	SHERIFF	74	116	316	432	15	0	0	1	1	4	1	6		
	73	131	365	496	30	0	5	1	2	2	0	17			
	CHANGE	15-	49-	64-	15-	0	5-	0	1-	2+	1+	11-			
	STATE POLICE	74	1	6	7	0	0	0	0	0	0	0	0		
	73	1	21	22	1	0	0	5	3	1	0	0			
	CHANGE	0	15-	15-	1-	0	0	5-	0	1-	0	0			
	MUNICIPAL	74	147	540	687	44	2	0	3	0	9	23	15		
	73	82	453	535	43	2	0	1	3	2	14	6			
	CHANGE	65+	87+	152+	1+	0	0	2+	0	7+	9+	9+			
CHESTER PD	74	13	20	33	1	2	0	0	0	4	0	0			
73	2	12	14	0	0	0	0	0	0	0	0	0			
CHANGE	11+	8+	19+	1+	2+	0	0	0	0	4+	0	0			
MEIRTON PD	74	127	494	621	42	0	0	2	0	5	18	15			
73	80	441	521	43	2	0	1	3	2	14	6				
CHANGE	47+	93+	100+	1-	2-	0	1+	0	3+	4+	9+				
NEW CUMBERLAND PD	74	7	26	33	1	0	0	1	0	0	5	0			
73	0	0	0	0	0	0	0	0	0	0	0	0			
CHANGE	7+	26+	33+	1+	0	0	1+	0	0	0	5+	0			
HARDY CTY	TOTAL	74	9	243	252	19	0	0	89	0	0	3	2		
	73	9	199	208	8	0	0	30	0	0	3	2			
	CHANGE	0	44+	44+	11+	0	0	59+	0	0	0	0			
	RURAL	74	9	206	215	19	0	0	89	0	0	3	2		
	73	4	173	177	8	0	0	30	0	0	3	2			
	CHANGE	5+	33+	38+	11+	0	0	59+	0	0	0	0			
	SHERIFF	74	0	3	3	0	0	0	0	0	0	0	0		
	73	0	13	13	0	0	0	0	0	0	0	0	0		
	CHANGE	0	10-	10-	0	0	0	0	0	0	0	0	0		
	STATE POLICE	74	9	203	212	19	0	0	89	0	0	3	2		
	73	4	160	164	8	0	0	30	0	0	3	2			
	CHANGE	5+	43+	48+	11+	0	0	59+	0	0	0	0			
	MUNICIPAL	74	0	37	37	0	0	0	0	0	0	0	0		
	73	5	26	31	0	0	0	0	0	0	0	0	0		
	CHANGE	5-	11+	6+	0	0	0	0	0	0	0	0	0		
MOOREFIELD PD	74	0	37	37	0	0	0	0	0	0	0	0			
73	5	26	31	0	0	0	0	0	0	0	0	0			
CHANGE	5-	11+	6+	0	0	0	0	0	0	0	0	0			
HARRISON CTY	TOTAL	74	116	1746	1862	29	3	2	8	0	11	18	18		
	73	105	1615	1720	40	2	7	11	2	4	19	13			
	CHANGE	11+	131+	142+	11-	1+	5-	3-	2-	7+	1-	5+			
	RURAL	74	53	623	676	26	1	2	8	0	7	2	12		
	73	53	614	667	33	1	7	11	2	4	12	9			
	CHANGE	0	9+	9+	7-	0	5-	3-	2-	3+	10-	3+			
	SHERIFF	74	45	260	305	8	0	0	0	0	0	0	0		
	73	46	236	282	23	1	5	4	0	4	1	4			
	CHANGE	1-	24+	23+	15-	1-	5-	4-	0	4-	1-	4-			
	STATE POLICE	74	8	363	371	18	1	2	8	0	7	2	12		
	73	7	378	385	10	0	2	7	2	0	11	5			
	CHANGE	1+	15-	14-	8+	1+	0	1+	2-	7+	9-	7+			
	MUNICIPAL	74	63	1123	1186	3	2	0	0	0	4	16	6		
	73	52	1001	1053	7	1	0	0	0	0	3	7	4		
	CHANGE	11+	122+	133+	4-	1+	0	0	0	0	4+	9+	2+		
BRIDGEPORT PD	74	18	64	82	0	0	0	0	0	0	2	0			
73	3	23	26	0	0	0	0	0	0	0	0	0			
CHANGE	15+	41+	56+	0	0	0	0	0	0	0	2+	0			
CLARKSBURG PD	74	19	865	884	2	0	0	0	0	1	0	2			
73	35	873	908	4	1	0	0	0	0	0	0	4			
CHANGE	16-	8-	24-	2-	1-	0	0	0	0	1+	0	2-			
SALEM PD	74	4	114	118	0	0	0	0	0	1	0	0			
73	0	50	50	0	0	0	0	0	0	0	1	0			
CHANGE	4+	64+	68+	0	0	0	0	0	0	1+	1-	0			
SHINNSTON PD	74	0	0	0	0	0	0	0	0	0	0	0			
73	0	0	0	0	0	0	0	0	0	0	0	0			
CHANGE	0	0	0	0	0	0	0	0	0	0	0	0			
STONEWOOD PD	74	5	36	41	1	0	0	0	0	0	0	1			
73	6	34	40	2	0	0	0	0	0	0	0	0			
CHANGE	1-	2+	1+	1-	0	0	0	0	0	0	0	1+			
ANMOORE PD	74	0	3	3	0	0	0	0	0	0	0	1			
73	1	0	1	0	0	0	0	0	0	0	0	0			
CHANGE	1-	3+	2+	0	0	0	0	0	0	0	0	1+			
NUTTER FORT PD	74	17	25	42	0	2	0	0	0	2	14	0			
73	7	21	28	1	0	0	0	0	0	0	6	0			
CHANGE	10+	4+	14+	1-	2+	0	0	0	0	2+	8+	0			

PART II ARRESTS BY CHARGE AND AGENCY TYPE  
 CONVICT SEX NARCOTIC GAMBLING FAMILY OPILING LIQUOR DRUGS- DISJ- VA- JUV- JUDGE- CIT- W- J-  
 VIOL OFFENSES AND DRUG OFFENSES UND INFL LAWS ENACTESS CONDUCT ACTIVITY JUVENILES LITIGATION AGENCIES

0	3	100	0	33	104	31	294	79	J	242	0	51	57
1	10	83	15	45	72	8	251	72	5	239	J	36	34
1-	7-	17+	15-	17-	10+	23+	45+	7+	9-	27-	J	13+	25+
0	1	48	0	25	30	11	96	22	0	139	0	36	33
0	10	48	14	32	36	5	90	27	5	137	0	25	23
0	9-	0	14-	7-	6-	6+	6+	5-	5-	33-	0	11+	10+
0	1	45	0	25	24	11	93	22	J	109	0	36	33
0	10	47	3	32	36	4	90	27	5	147	0	25	23
0	9-	2-	3-	7-	7-	7+	3+	5-	5-	70-	0	11+	10+
0	0	3	0	0	1	0	3	0	0	J	0	J	J
0	0	1	11	0	0	1	0	0	0	J	0	J	J
0	0	2+	11-	0	1+	1-	3+	J	0	2-	0	J	J
0	2	52	0	8	78	20	207	57	0	133	J	15	26
1	0	35	1	13	56	3	161	45	0	130	0	11	11
1-	2+	17+	1-	5-	22+	17+	39+	12+	0	3+	0	4+	19+
0	0	0	0	1	9	0	6	2	0	2	0	0	6
0	0	0	0	1	7	0	5	J	0	0	0	1	0
0	0	0	0	0	2+	0	1+	2+	0	7+	0	1-	0+
0	2	47	0	6	66	20	181	53	0	129	0	15	20
1	0	35	1	12	49	3	156	45	0	130	0	13	11
1-	7+	12+	1-	6-	17+	17+	25+	3+	0	1-	0	5+	7+
0	0	5	0	1	3	0	13	2	J	7	0	0	J
0	0	0	0	0	0	0	0	0	0	J	0	0	0
0	0	5+	0	1+	3+	0	13+	2+	0	2+	0	0	0
0	1	0	0	4	25	2	75	2	0	25	0	0	5
0	0	1	0	6	47	0	94	6	0	13	0	1	2
0	1+	1-	0	2-	22-	2+	19-	2-	0	15+	0	1-	3+
0	1	0	0	4	21	2	44	0	0	25	0	0	5
0	0	1	0	6	45	0	66	4	0	10	0	0	2
0	1+	1-	0	2-	24-	2+	22-	4-	0	15+	0	0	3+
0	0	0	0	0	3	0	0	0	0	0	0	0	0
0	0	0	0	0	5	0	4	4	0	J	0	J	J
0	0	0	0	0	2-	0	4-	6-	0	0	0	0	0
0	1	0	0	4	14	7	44	0	0	25	0	0	5
0	0	1	0	6	40	0	62	0	0	10	0	0	2
0	1+	1-	0	2-	22-	2+	18-	0	0	15+	0	0	3+
0	0	0	0	0	4	0	31	2	0	0	0	0	0
0	0	0	0	0	2	0	28	0	0	0	0	1	0
0	0	0	0	0	2+	0	3+	2+	0	J	0	1-	0
0	0	0	0	0	4	0	31	2	0	0	0	0	J
0	0	0	0	0	2	0	28	J	0	0	0	1	0
0	0	0	0	0	2+	0	3+	2+	0	0	0	1-	0
0	0	49	2	6	138	74	990	81	5	376	0	0	52
0	0	75	4	20	172	2	940	75	1	293	0	7	43
0	0	26-	2-	14-	34-	72+	50+	6+	6+	93+	0	7-	9+
0	0	10	1	3	53	0	284	1	1	276	0	0	39
0	0	34	2	18	92	1	251	2	0	160	0	1	27
0	0	74-	1-	15-	39-	1-	33+	1-	1+	66+	0	1-	12+
0	0	7	1	1	17	0	161	1	1	67	0	0	39
0	0	12	1	14	17	1	125	2	0	40	0	1	27
0	0	5-	0	13-	2+	1-	36+	1-	1+	27+	0	1-	12+
0	0	3	0	2	34	0	123	0	0	159	0	0	0
0	0	27	1	4	75	0	126	0	0	120	0	0	0
0	0	19-	1-	2-	41-	0	3-	0	0	39+	0	0	0
0	0	39	1	3	85	74	706	80	4	150	0	0	13
0	0	41	2	2	80	1	689	73	1	123	0	6	16
0	0	2-	1-	1+	5+	73+	17+	7+	3+	27+	0	6-	3-
0	0	15	0	0	29	1	28	0	0	4	0	0	3
0	0	2	0	0	5	0	15	0	0	2	0	0	1
0	0	13+	0	0	24+	1+	13+	1-	0	7+	0	0	2+
0	0	15	1	0	33	73	553	62	0	133	0	0	9
0	0	39	2	0	53	1	611	64	1	113	0	0	15
0	0	24-	1-	0	20-	72+	58-	7-	1-	20+	0	0	6-
0	0	2	0	1	12	0	74	12	4	12	0	0	0
0	0	0	0	1	6	0	33	1	0	4	0	0	0
0	0	2+	0	0	6+	0	41+	11+	4+	4+	0	0	0
0	0	0	0	0	0	0	0	0	0	0	0	0	0
0	0	0	0	0	0	0	0	0	0	0	0	0	0
0	0	0	0	0	0	0	0	0	0	0	0	0	0
0	0	7	0	1	4	0	24	3	0	0	0	0	0
0	0	0	0	0	9	0	18	5	0	0	0	6	0
0	0	7+	0	1+	5-	0	6+	2-	0	0	0	6-	0
0	0	0	0	0	0	0	0	0	0	0	0	0	0
0	0	0	0	0	0	0	2	0	0	0	0	0	0
0	0	0	0	0	0	0	1	0	0	0	0	0	0
0	0	0	0	0	0	0	0	0	0	0	0	0	0
0	0	0	0	1	2	0	16	3	0	1	0	0	1
0	0	0	0	0	7	0	11	2	J	J	0	0	J
0	0	0	0	0	5-	0	5+	1+	0	1+	0	0	1+

PART II ARRESTS BY CHARGE AND AGENCY TYPE  
 JUVENILE ADULTS GRAND OTHER AGRSN FORGERY FRAUD EMBEZZLE STOLEN VANDAL ILLEGAL  
 TOTAL ASSAULTS PROPERTY

AGENCY	TOTAL	JUVENILE	ADULTS	GRAND TOTAL	OTHER ASSAULTS	AGRSN	FORGERY	FRAUD	EMBEZZLE	STOLEN PROPERTY	VANDAL	ILLEGAL WF&PNS
LUMBERPORT PD	74	0	16	16	0	0	0	0	0	0	0	2
	73	0	0	0	0	0	0	0	0	0	0	0
	CHANGE	0	16+	16+	0	0	0	0	0	0	0	2+
JACKSON CTY	TOTAL	74	74	490	564	13	1	2	0	6	20	6
	73	30	472	502	12	1	0	6	0	3	9	5
	CHANGE	44+	18+	62+	1+	0	1+	4-	0	3+	11+	1+
RURAL	74	37	347	384	12	0	1	2	0	6	7	5
	73	24	324	350	12	0	0	6	0	3	6	5
	CHANGE	13+	21+	34+	0	0	1+	4-	0	3+	1+	0
SHERIFF	74	17	173	190	8	0	0	2	0	1	3	1
	73	14	231	245	11	0	0	0	0	3	4	3
	CHANGE	3+	58-	55-	3-	0	0	2+	0	2-	1-	2-
STATE POLICE	74	20	174	194	4	0	1	0	0	5	4	4
	73	10	95	105	1	0	0	6	0	0	2	2
	CHANGE	10+	79+	89+	3+	0	1+	6-	0	5+	2+	2+
MUNICIPAL	74	37	143	180	1	1	0	0	0	0	13	1
	73	6	146	152	0	1	0	0	0	0	3	0
	CHANGE	31+	3-	28+	1+	0	0	0	0	0	10+	1+
RAVENSWOOD PD	74	37	76	113	1	1	0	0	0	0	13	1
	73	6	67	73	0	1	0	0	0	0	3	0
	CHANGE	31+	9+	40+	1+	0	0	0	0	0	10+	1+
RIPLEY PD	74	0	67	67	0	0	0	0	0	0	0	0
	73	0	79	79	0	0	0	0	0	0	0	0
	CHANGE	0	12-	12-	0	0	0	0	0	0	0	0
JEFFERSON CTY	TOTAL	74	55	499	554	42	1	9	17	0	5	4
	73	70	594	664	26	1	8	8	0	2	25	23
	CHANGE	15-	95-	110-	16+	0	1+	9+	0	3+	21-	12-
RURAL	74	45	360	405	42	0	7	17	0	3	4	11
	73	68	510	578	23	1	8	8	0	2	24	21
	CHANGE	23-	150-	173-	19+	1-	1-	9+	0	1+	20-	10-
SHERIFF	74	11	108	119	14	0	4	7	0	2	0	4
	73	60	317	377	17	0	4	6	0	1	18	15
	CHANGE	49-	209-	258-	3-	0	0	1+	0	1+	18-	11-
STATE POLICE	74	34	252	286	28	0	3	10	0	1	4	7
	73	8	193	201	6	1	4	2	0	1	6	6
	CHANGE	26+	59+	85+	22+	1-	1-	8+	0	0	2-	1+
MUNICIPAL	74	10	139	149	0	1	2	0	0	2	0	0
	73	2	84	86	3	0	0	0	0	0	1	2
	CHANGE	8+	55+	63+	3-	1+	2+	0	0	2+	1-	2-
CHARLES TOWN PD	74	0	57	57	0	0	2	0	0	0	0	0
	73	1	48	49	0	0	0	0	0	0	1	0
	CHANGE	1-	9+	8+	0	0	2+	0	0	0	1-	0
SHEPHERDSTOWN PD	74	7	30	37	0	0	0	0	0	2	0	0
	73	0	6	6	0	0	0	0	0	0	0	0
	CHANGE	7+	24+	31+	0	0	0	0	0	2+	0	0
RANSON PD	74	3	52	55	0	1	0	0	0	0	0	0
	73	1	30	31	3	0	0	0	0	0	0	2
	CHANGE	2+	22+	24+	3-	1+	0	0	0	0	0	2-
KANAWHA CTY	TOTAL	74	1408	10977	12385	375	11	40	163	8	124	97
	73	1456	10520	11976	281	33	62	370	1	83	118	179
	CHANGE	48-	457+	409+	94+	22-	2-	207-	7+	41+	21-	17+
RURAL	74	408	4272	4680	196	4	25	143	5	54	56	86
	73	410	4464	4874	161	29	39	357	0	39	109	81
	CHANGE	2-	192-	194-	35+	25-	14-	214-	5+	15+	53-	5+
SHERIFF	74	199	1732	1931	82	3	13	85	1	5	35	28
	73	145	2141	2286	59	21	24	346	0	3	46	22
	CHANGE	54+	409-	355-	23+	18-	11-	261-	1+	2+	11-	6+
STATE POLICE	74	209	2540	2749	114	1	12	58	4	49	21	58
	73	265	2323	2588	102	8	15	11	0	36	63	59
	CHANGE	56-	217+	161+	12+	7-	3-	47+	4+	13+	42-	1-
MUNICIPAL	74	1000	6705	7705	179	7	35	20	3	70	41	93
	73	1046	6056	7102	120	4	23	13	1	44	9	81
	CHANGE	46-	649+	603+	59+	3+	12+	7+	2+	26+	32+	12+
BELLE PD	74	5	76	81	0	0	0	0	0	0	5	0
	73	0	71	71	0	0	0	0	0	0	0	0
	CHANGE	5+	5+	10+	0	0	0	0	0	0	5+	0
CHARLESTON PD	74	663	4642	5305	100	6	22	19	2	55	27	70
	73	696	4058	4754	60	4	17	13	0	39	1	60
	CHANGE	33-	584+	551+	40+	2+	5+	6+	2+	16+	26+	10+
DUNBAR PD	74	17	247	264	22	0	1	0	0	2	1	4
	73	14	225	239	12	0	0	0	0	0	0	1
	CHANGE	3+	22+	25+	10+	0	1+	0	0	2+	1+	3+
NITRO PD	74	80	461	541	5	0	0	0	0	4	4	9
	73	72	356	428	0	0	0	0	0	0	1	1
	CHANGE	8+	105+	113+	5+	0	0	0	0	4+	3+	8+
ST ALBANS PD	74	58	305	363	5	1	0	0	0	0	4	4
	73	39	295	334	6	0	0	0	0	0	7	2
	CHANGE	19+	10+	29+	1-	1+	0	0	0	0	3-	2+

COMPL VIOL	SFX OFFENSES	PART II NARCOTIC AND DRUG	GAMBLING	AFFESTS BY CHARGE FAMILY OFFENSES	DRIVING INDIPL	AND AGENCY TY- LIONG LAWS	DAU- ENRFS	DIS CJ- DUUCT	VASK ADLY	JFRA JFF- JES	USPICI A	GU FFW LITEP	UJ- ADAYS
0	0	0	0	0	5	0	0	0	0	0	0	0	0
0	0	0	0	0	0	0	0	0	0	0	0	0	0
0	0	0	0	0	5+	0	0+	0	0	0	0	0	0
*****													
0	3	47	0	7	48	17	281	1	2	19	0	2	10
0	7	3	0	17	47	35	293	1	0	48	0	0	15
0	4-	44+	0	10-	1+	18-	12-	0	2+	41+	0	2+	3+
*****													
0	3	44	0	7	23	9	183	1	1	10	0	0	10
0	6	3	0	17	29	27	181	0	0	43	0	0	12
0	3-	41+	0	10-	6-	18-	2+	1+	1+	27+	0	0	2-
*****													
0	1	7	0	3	11	2	114	0	1	52	0	0	4
0	2	1	0	16	21	27	146	0	0	0	0	0	5
0	1-	6+	0	13-	10-	25-	32-	0	1+	20+	0	0	1-
*****													
0	2	37	0	4	12	7	69	1	0	18	0	0	6
0	4	2	0	1	8	0	35	0	0	37	0	0	7
0	2-	35+	0	3+	4+	7+	34+	1+	0	1+	0	0	1-
*****													
0	0	3	0	0	25	8	94	0	1	19	0	2	8
0	1	0	0	0	18	8	112	1	0	5	0	0	3
0	1-	3+	0	0	7+	0	14-	1-	1+	1+	0	2+	5+
*****													
0	0	3	0	0	18	1	48	0	1	16	0	2	8
0	1	0	0	0	13	1	47	1	0	3	0	0	3
0	1-	3+	0	0	5+	0	1+	1-	1+	13+	0	2+	5+
*****													
0	0	0	0	0	7	7	50	0	0	3	0	0	0
0	0	0	0	0	5	7	65	0	0	2	0	0	0
0	0	0	0	0	2+	0	15-	0	0	1+	0	0	0
*****													
0	0	14	6	12	104	0	214	39	0	49	0	3	24
0	1	22	0	12	105	0	175	50	0	201	0	0	5
0	1-	8-	6+	0	1-	0	39+	11-	0	102-	0	3+	19+
*****													
0	0	13	6	12	78	0	130	10	0	44	0	0	24
0	1	22	0	12	82	0	126	42	0	231	0	0	5
0	1-	9-	6+	0	4-	0	4+	32-	0	131-	0	0	19+
*****													
0	0	9	6	10	13	0	29	6	0	15	0	0	0
0	1	1	0	10	28	0	47	41	0	18+	0	0	3
0	1-	8+	6+	0	15-	0	18-	35-	0	170-	0	0	3-
*****													
0	0	4	0	2	65	0	101	4	0	33	0	0	24
0	0	21	0	2	54	0	79	1	0	16	0	0	2
0	0	17-	0	0	11+	0	22+	3+	0	17+	0	0	22+
*****													
0	0	1	0	0	26	0	84	29	0	1	0	3	0
0	0	0	0	0	23	0	49	8	0	0	0	0	0
0	0	1+	0	0	3+	0	35+	21+	0	1+	0	3+	0
*****													
0	0	0	0	0	5	0	50	0	0	0	0	0	0
0	0	0	0	0	6	0	42	0	0	0	0	0	0
0	0	0	0	0	1-	0	8+	0	0	0	0	0	0
*****													
0	0	1	0	0	15	0	12	3	0	1	0	3	0
0	0	0	0	0	5	0	1	0	0	0	0	0	0
0	0	1+	0	0	10+	0	11+	3+	0	1+	0	3+	0
*****													
0	0	0	0	0	6	0	22	26	0	0	0	0	0
0	0	0	0	0	12	0	6	8	0	0	0	0	0
0	0	0	0	0	6-	0	16+	18+	0	0	0	0	0
*****													
37	45	238	88	37	845	60	7510	384	6	1607	0	329	182
47	46	284	62	44	809	76	7088	316	4	1566	0	346	178
10-	1-	46-	26+	7-	36+	16-	422+	68+	2+	41+	0	17-	4+
*****													
1	5	75	12	28	377	36	2335	2	0	1117	0	3	120
4	10	98	20	30	378	33	2228	6	0	1171	0	0	81
3-	5-	23-	8-	2-	1-	3+	107+	4-	0	5+	0	3+	39+
*****													
0	2	21	0	13	130	9	784	2	0	657	0	1	65
1	5	26	11	21	121	15	700	2	0	439	0	0	24
1-	3-	5-	11-	8-	9+	6-	84+	0	0	187-	0	1+	41+
*****													
1	3	54	12	15	247	27	1551	0	0	465	0	2	55
3	5	72	9	9	257	18	1528	4	0	332	0	0	57
2-	7-	18-	3+	6+	10-	9+	23+	4-	0	134+	0	2+	2-
*****													
36	40	163	76	9	468	24	5175	382	6	490	0	326	62
43	36	186	42	14	431	43	4860	310	4	335	0	346	97
7-	4+	23-	34+	5-	37+	19-	315+	72+	2+	95+	0	20-	35-
*****													
0	0	0	0	1	9	0	66	0	0	0	0	0	0
0	0	0	0	0	13	1	55	2	0	0	0	0	0
0	0	0	0	1+	4-	1-	11+	2-	0	0	0	0	0
*****													
36	30	102	76	8	93	23	3775	284	4	443	0	176	54
43	28	126	40	14	90	39	3464	215	2	248	0	186	65
7-	2+	26-	36+	6-	3+	16-	311+	69+	2+	95+	0	10-	11-
*****													
0	2	5	0	0	35	0	152	11	1	12	0	9	7
0	1	4	0	0	29	0	146	28	1	5	0	0	7
0	1+	4-	0	0	6+	0	6+	17-	0	7+	0	9+	0
*****													
0	0	19	0	0	94	0	327	11	0	40	0	28	0
0	0	21	0	0	47	1	298	0	1	33	0	24	1
0	0	2-	0	0	47+	1-	29+	11+	1-	7+	0	4+	1-
*****													
0	0	10	0	0	100	1	186	24	0	5	0	23	0
0	2	1	0	0	84	0	201	4	0	6	0	21	0
0	2-	9+	0	0	16+	1+	15-	20+	0	1-	0	2+	0

PART II ARRESTS BY CHARGE AND AGENCY TYPE  
 JUVENILE ADULTS GRAND TOTAL OTHER ASSAULTS

ARSUM FORGERY FRAUD EMBEZZLE STOLEN PROPERTY VANDAL ILLFGAL WEAPONS

AGENCY	74	73	CHANGE	JUVENILE	ADULTS	GRAND TOTAL	OTHER ASSAULTS	ARSUM	FORGERY	FRAUD	EMBEZZLE	STOLEN PROPERTY	VANDAL	ILLFGAL WEAPONS	
SOUTH CHARLESTON PD	74	73	CHANGE	154	752	906	45	0	12	1	1	9	0	6	
				197	726	923	41	0	6	0	1	3	0	17	
				43-	26+	17-	4+	0	5+	1+	0	6+	0	11-	
CHESAPEAKE PD	74	73	CHANGE	8	11	19	0	0	0	0	0	0	0	0	
				6	44	50	1	0	0	0	0	2	0	0	
				2+	33-	31-	1-	0	0	0	0	2-	0	0	
MARMET PD	74	73	CHANGE	6	61	67	1	0	0	0	0	0	0	0	
				1	42	43	0	0	0	0	0	0	0	0	
				5+	19+	24+	1+	0	0	0	0	0	0	0	
EAST BANK PD	74	73	CHANGE	0	0	0	0	0	0	0	0	0	0	0	
				0	5	5	0	0	0	0	0	0	0	0	
				0	5-	5-	0	0	0	0	0	0	0	0	
GLASGOW PD	74	73	CHANGE	1	0	1	1	0	0	0	0	0	0	0	
				0	1	1	0	0	0	0	0	0	0	0	
				1+	1-	0	1+	0	0	0	0	0	0	0	
CLENDENIN PD	74	73	CHANGE	2	106	108	0	0	0	0	0	0	0	0	
				15	133	148	0	0	0	0	0	0	0	0	
				13-	27-	40-	0	0	0	0	0	0	0	0	
CEDAR GROVE PD	74	73	CHANGE	6	44	50	0	0	0	0	0	0	0	0	
				6	100	106	0	0	0	0	0	0	0	0	
				0	56-	56-	0	0	0	0	0	0	0	0	
*****															
LEWIS CTY TOTAL	74	73	CHANGE	28	522	550	15	2	5	5	1	5	0	2	
				21	394	419	16	0	0	11	0	0	3	0	
				7+	124+	131+	1-	2+	5+	5-	1+	6+	3-	2+	
*****															
RURAL	74	73	CHANGE	28	346	374	14	2	5	5	1	6	0	2	
				17	222	239	15	0	0	11	0	0	3	0	
				11+	124+	135+	1-	2+	5+	6-	1+	6+	3-	2+	
SHERIFF	74	73	CHANGE	24	203	227	9	1	2	1	0	6	0	1	
				13	174	185	14	0	0	0	0	0	0	0	
				11+	31+	42+	5-	1+	2+	1+	0	6+	0	1+	
STATE POLICE	74	73	CHANGE	4	143	147	5	1	3	4	1	0	0	1	
				4	50	54	1	0	0	11	0	0	3	0	
				0	93+	93+	4+	1+	3+	7-	1+	0	3-	1+	
MUNICIPAL	74	73	CHANGE	0	176	176	1	0	0	0	0	0	0	0	
				4	176	180	1	0	0	0	0	0	0	0	
				4-	0	4-	0	0	0	0	0	0	0	0	
WESTON PD	74	73	CHANGE	0	176	176	1	0	0	0	0	0	0	0	
				4	176	180	1	0	0	0	0	0	0	0	
				4-	0	4-	0	0	0	0	0	0	0	0	
*****															
LINCOLN CTY TOTAL	74	73	CHANGE	37	524	565	30	3	2	5	0	6	7	11	
				43	740	783	35	3	1	0	0	2	8	11	
				6-	212-	218-	5-	0	1+	5+	0	4+	1-	0	
*****															
RURAL	74	73	CHANGE	37	524	565	30	3	2	5	0	6	7	11	
				43	740	783	35	3	1	0	0	2	8	11	
				6-	212-	218-	5-	0	1+	5+	0	4+	1-	0	
SHERIFF	74	73	CHANGE	10	205	215	2	3	1	5	0	1	0	0	
				18	335	353	9	3	0	0	0	1	1	2	
				8-	130-	138-	7-	0	1+	5+	0	0	1-	2-	
STATE POLICE	74	73	CHANGE	27	323	350	28	0	1	0	0	5	7	11	
				25	405	430	26	0	1	0	0	1	7	9	
				2+	82-	80-	2+	0	0	0	0	4+	0	2+	
*****															
LOGAN CTY TOTAL	74	73	CHANGE	175	2316	2491	153	7	6	72	1	11	47	57	
				174	1822	1996	126	2	6	41	1	22	50	28	
				1+	494+	495+	27+	5+	0	31+	0	11-	3-	29+	
*****															
RURAL	74	73	CHANGE	100	1735	1835	137	7	5	71	1	11	47	53	
				130	1358	1488	109	2	5	41	1	19	50	27	
				30-	377+	347+	28+	5+	0	30+	0	8-	3-	26+	
SHERIFF	74	73	CHANGE	28	643	671	12	5	3	3	1	0	7	14	
				25	348	373	10	1	0	0	0	0	2	2	
				3+	295+	298+	2+	4+	3+	3+	1+	0	5+	12+	
STATE POLICE	74	73	CHANGE	72	1092	1164	125	2	2	68	0	11	40	39	
				105	1010	1115	99	1	5	41	1	19	48	25	
				33-	82+	49+	26+	1+	3-	27+	1-	8-	8-	14+	
MUNICIPAL	74	73	CHANGE	75	581	656	16	0	1	1	0	0	0	4	
				44	464	508	17	0	1	0	0	3	0	1	
				31+	117+	148+	1-	0	1+	1+	0	3-	0	3+	
LOGAN PD	74	73	CHANGE	71	517	588	16	0	1	1	0	0	0	4	
				37	462	499	17	0	1	0	0	0	0	1	
				34+	55+	89+	1-	0	0	1+	0	0	0	3+	
MAN PD	74	73	CHANGE	4	64	64	0	0	0	0	0	0	0	0	
				7	2	9	0	0	0	0	0	3	0	0	
				3-	62+	59+	0	0	0	0	0	3-	0	0	
*****															
MCDOWELL CTY TOTAL	74	73	CHANGE	72	1982	2054	48	4	1	0	0	2	9	33	
				68	2060	2128	51	0	1	0	0	7	3	34	
				4+	78-	74-	3-	4+	0	0	0	5-	6+	1-	
*****															
RURAL	74	73	CHANGE	56	1154	1210	48	4	1	0	0	2	9	29	
				45	898	943	47	0	1	0	0	3	1	29	
				11+	256+	267+	1+	4+	0	0	0	1-	8+	0	



COML VICF	SFX OFFENSES	PART II NARCOTIC AND DRUG GAMBLING	ARRESTS BY CHARGE FAMILY OFFENSES	DRIVING UND INPL	LIQUOR LAWS	AGENCY TYPE DUI/DWI- ENNESS	DIS TO CONDUCT	VAGRANCY	INMET OFFENSES	SUSPICIOUS	CURRENT LIFE	ADJ ADAYS
0	8	27	0	0	124	0	476	31	J	30	0	1
0	5	29	2	0	135	0	423	41	U	100	0	17
0	3+	2-	2-	0	11-	0	53+	10-	U	10-	0	10-
0	0	0	0	0	2	0	9	1	U	J	0	J
0	0	0	0	0	12	0	29	0	U	J	0	J
0	0	0	0	0	10-	0	20-	1+	U	J	0	0
0	0	0	0	0	7	0	56	1	U	J	0	J
0	0	0	0	0	6	0	37	0	J	J	0	0
0	0	0	0	0	1+	0	19+	1+	U	0	0	0
0	0	0	0	0	0	0	0	0	U	J	0	J
0	0	0	0	0	1	0	2	2	0	0	0	0
0	0	0	0	0	1-	0	2-	2-	0	0	0	0
0	0	0	0	0	0	0	0	0	U	0	0	J
0	0	0	0	0	0	0	1	0	U	J	0	0
0	0	0	0	0	0	0	1-	0	0	J	0	0
0	0	0	0	0	1	0	95	5	1	6	0	0
0	0	0	0	0	1	0	117	16	0	1	0	7
0	0	0	0	0	0	0	22-	11-	1+	5+	0	7-
0	0	0	0	0	3	0	33	14	U	0	0	0
0	0	0	0	0	13	2	87	2	0	J	0	0
0	0	0	0	0	10-	2-	54-	12+	0	0	0	0
*****												
02IAL	0	4	0	0	6	49	265	10	1	161	0	18
0	2	3	0	0	40	0	245	8	0	42	0	9
0	7+	3-	0	0	6+	0	20+	2+	1+	74+	0	9+
*****												
0	4	0	0	6	32	0	117	8	U	154	0	18
0	2	2	0	0	29	0	68	0	U	42	0	7
0	2+	2-	0	6+	3+	0	29+	8+	0	72+	0	11+
0	1	0	0	0	19	0	85	8	J	7+	0	15
0	0	0	0	0	22	0	73	0	0	73	0	3
0	1+	0	0	0	3-	0	12+	8+	J	0+	0	12+
0	3	0	0	6	13	0	32	0	0	75	0	3
0	2	2	0	0	7	0	15	0	0	4	0	4
0	1+	2-	0	6+	6+	0	17+	0	0	66+	0	1-
0	0	0	0	0	17	0	148	2	1	7	0	J
0	0	1	0	0	11	0	157	4	0	0	0	2
0	0	1-	0	0	6+	0	9-	6-	1+	7+	0	2-
0	0	0	0	0	17	0	148	2	1	7	0	J
0	0	1	0	0	11	0	157	4	0	0	0	2
0	0	1-	0	0	6+	0	9-	6-	1+	7+	0	2-
*****												
0	0	3	0	24	32	26	289	7	J	104	0	12
0	0	7	0	39	47	10	460	23	U	118	0	17
0	0	4-	0	15-	15-	16+	171-	16-	0	10-	0	5-
0	0	0	0	0	8	0	134	2	0	56	0	3
0	0	3	0	1	10	1	235	13	0	7+	0	0
0	0	3-	0	1-	2-	1-	101-	11-	U	18-	0	3+
0	0	3	0	24	24	26	155	5	0	52	0	9
0	0	4	0	38	37	9	225	10	0	44	0	17
0	0	1-	0	14-	13-	17+	70-	5-	0	8+	0	8-
*****												
0	6	75	1	4	80	10	1634	32	1	265	0	26
0	1	30	11	32	47	11	1186	26	4	321	0	41
0	5+	45+	10-	28-	33+	1-	648+	6+	3-	58-	0	15-
*****												
0	6	46	1	2	68	10	1131	4	1	214	0	16
0	1	25	11	30	44	11	795	8	0	278	0	31
0	5+	21+	10-	28-	24+	1-	336+	4-	1+	60-	0	15-
0	3	7	0	0	1	0	580	4	1	26	0	4
0	0	20	0	4	7	5	290	5	0	25	0	2
0	3+	13-	0	4-	6-	5-	290+	1-	1+	1+	0	2+
0	3	39	1	2	67	10	551	0	0	192	0	12
0	1	5	11	26	37	6	505	3	0	253	0	29
0	2+	34+	10-	24-	30+	4+	46+	3-	0	61-	0	17-
0	0	29	0	2	12	0	503	28	0	47	0	10
0	0	5	0	2	3	0	391	18	4	45	0	10
0	0	24+	0	0	9+	0	112+	10+	4-	2+	0	0
0	0	28	0	2	12	0	437	27	0	47	0	10
0	0	3	0	2	3	0	390	18	4	45	0	10
0	0	25+	0	0	3	0	47+	9+	4-	2+	0	0
0	0	1	0	0	0	0	66	1	0	0	0	0
0	0	2	0	0	0	0	1	0	0	0	0	0
0	0	1-	0	0	0	0	65+	1+	0	0	0	0
*****												
0	0	104	36	111	138	1	1217	124	0	185	0	41
0	2	49	28	52	138	29	1454	127	0	120	0	31
0	2-	55+	8+	59+	0	28-	257-	3-	0	65+	0	10+
*****												
0	0	93	18	111	103	1	618	17	0	113	0	41
0	2	39	21	52	86	7	565	2	0	57	0	31
0	2-	54+	3-	59+	17+	6-	53+	15+	0	58+	0	10+

PART II ARRESTS BY CHARGE AND AGENCY TYPE			JUVENILE	ADULTS	GRAND TOTAL	OTHER ASSAULTS	ARSON	FORGERY	FRAUD	EMBEZZLE	STOLEN PROPERTY	VANDAL	ILLEGAL WEAPONS
SHERIFF	74	3	517	520	21	0	1	0	0	2	3	6	
	73	6	290	296	6	0	0	0	0	1	0	3	
	CHANGE	3-	227+	224+	15+	0	1+	0	0	1+	3+	3+	
STATE POLICE	74	53	657	690	27	4	0	0	0	0	6	23	
	73	39	608	647	41	0	1	0	0	2	1	26	
	CHANGE	14+	29+	43+	14-	4+	1-	0	0	2-	5+	3-	
MUNICIPAL	74	16	828	844	0	0	0	0	0	0	0	4	
	73	23	1162	1185	4	0	0	0	0	4	2	5	
	CHANGE	7-	334-	341-	4-	0	0	0	0	4-	2-	1-	
KEYSTONE PD	74	0	0	0	0	0	0	0	0	0	0	0	
	73	0	177	177	0	0	0	0	0	0	0	5	
	CHANGE	0	177-	177-	0	0	0	0	0	0	0	5-	
WAR PD	74	7	130	137	0	0	0	0	0	0	0	0	
	73	2	190	192	0	0	0	0	0	0	0	0	
	CHANGE	5+	60-	55-	0	0	0	0	0	0	0	0	
MELCH PD	74	9	541	550	0	0	0	0	0	0	0	3	
	73	9	507	516	0	0	0	0	0	4	0	0	
	CHANGE	0	34+	34+	0	0	0	0	0	4-	0	3+	
ANAWALT PD	74	0	22	22	0	0	0	0	0	0	0	1	
	73	0	6	6	0	0	0	0	0	0	2	0	
	CHANGE	0	16+	16+	0	0	0	0	0	0	2-	1+	
GARY PD	74	0	0	0	0	0	0	0	0	0	0	0	
	73	0	0	0	0	0	0	0	0	0	0	0	
	CHANGE	0	0	0	0	0	0	0	0	0	0	0	
NORTH FORK PD	74	0	0	0	0	0	0	0	0	0	0	0	
	73	0	2	2	0	0	0	0	0	0	0	0	
	CHANGE	0	2-	2-	0	0	0	0	0	0	0	0	
DAVY PD	74	0	0	0	0	0	0	0	0	0	0	0	
	73	1	122	123	0	0	0	0	0	0	0	0	
	CHANGE	1-	122-	123-	0	0	0	0	0	0	0	0	
KIMBALL PD	74	0	0	0	0	0	0	0	0	0	0	0	
	73	11	27	38	4	0	0	0	0	0	0	0	
	CHANGE	11-	27-	38-	4-	0	0	0	0	0	0	0	
IEAGER PD	74	0	135	135	0	0	0	0	0	0	0	0	
	73	0	131	131	0	0	0	0	0	0	0	0	
	CHANGE	0	4+	4+	0	0	0	0	0	0	0	0	
*****													
MARION CTY TOTAL	74	205	1963	2168	130	7	18	5	0	14	2	23	
	73	158	1740	1898	127	8	11	12	0	18	9	22	
	CHANGE	47+	223+	270+	3+	1-	7+	7-	0	4-	7-	1+	
*****													
RURAL	74	134	1194	1328	101	0	10	4	0	10	0	14	
	73	104	1187	1291	97	2	9	7	0	16	2	14	
	CHANGE	30+	7+	37+	4+	2-	1+	3-	0	6-	2-	0	
SHERIFF	74	62	644	706	69	0	6	3	0	8	0	10	
	73	62	686	748	76	2	3	1	0	13	2	7	
	CHANGE	0	42-	42-	7-	2-	3+	1-	0	5-	2-	3+	
STATE POLICE	74	72	550	622	32	0	4	1	0	2	0	4	
	73	42	501	543	21	0	6	3	0	3	0	7	
	CHANGE	30+	49+	79+	11+	0	2-	2-	0	1-	0	3-	
MUNICIPAL	74	71	769	840	29	7	9	1	0	4	2	9	
	73	54	553	607	30	6	2	5	0	2	7	8	
	CHANGE	17+	216+	233+	1-	1+	6+	4-	0	2+	5-	1+	
FAIRMONT PD	74	64	713	777	27	7	8	1	0	3	1	7	
	73	40	518	558	30	6	2	5	0	0	5	4	
	CHANGE	24+	195+	219+	3-	1+	6+	4-	0	3+	4-	3+	
MANNINGTON PD	74	7	53	60	2	0	0	0	0	1	1	2	
	73	14	28	42	0	0	0	0	0	2	2	4	
	CHANGE	7-	25+	18+	2+	0	0	0	0	1-	1-	2-	
RIVESVILLE PD	74	0	3	3	0	0	0	0	0	0	0	0	
	73	0	7	7	0	0	0	0	0	0	0	0	
	CHANGE	0	4-	4-	0	0	0	0	0	0	0	0	
MONONGAH PD	74	0	0	0	0	0	0	0	0	0	0	0	
	73	0	0	0	0	0	0	0	0	0	0	0	
	CHANGE	0	0	0	0	0	0	0	0	0	0	0	
FAIRVIEW PD	74	0	0	0	0	0	0	0	0	0	0	0	
	73	0	0	0	0	0	0	0	0	0	0	0	
	CHANGE	0	0	0	0	0	0	0	0	0	0	0	
FARMINGTON PD	74	0	0	0	0	0	0	0	0	0	0	0	
	73	0	0	0	0	0	0	0	0	0	0	0	
	CHANGE	0	0	0	0	0	0	0	0	0	0	0	
GRANT TOWN PD	74	0	0	0	0	0	0	0	0	0	0	0	
	73	0	0	0	0	0	0	0	0	0	0	0	
	CHANGE	0	0	0	0	0	0	0	0	0	0	0	
*****													
MARSHALL CTY TOTAL	74	221	860	1081	72	3	3	16	0	2	40	19	
	73	118	653	771	63	0	3	9	0	4	7	11	
	CHANGE	103+	207+	310+	9+	3+	0	7+	0	2-	33+	8+	
*****													
RURAL	74	65	331	396	41	0	0	14	0	1	13	12	
	73	90	279	329	40	0	3	9	0	2	4	6	
	CHANGE	15+	52+	67+	1+	0	3-	5+	0	1-	9+	6+	
SHERIFF	74	63	114	177	16	0	0	3	0	1	2	1	
	73	41	123	164	12	0	0	8	0	2	4	2	
	CHANGE	22+	9-	13+	4+	0	0	5-	0	1-	2-	1-	

COMM VICE	SFX OFFENSES	PART II NARCOTIC AND DRUG	GAMBLING	APPEALS FAMILY OFFENSES	BY CHARGE DRIVING VIOLN	AND AGENCY LIQUOR LAW	TYP DURKIN OFFENSES	DISGRACE CONDUCT	VAS-ALCY	JT JURY	SUSPICIOUS	COURT LITIG	OTHER AIDS
0	0	73	0	68	75	0	244	17	0	J	0	J	J
0	1	23	0	16	13	0	222	2	0	J	J	J	J
0	1-	50+	0	57+	12+	0	22+	15+	J	J	0	J	J
0	0	20	18	43	78	1	374	J	0	J	0	J	41
0	1	16	21	36	73	7	343	J	0	J	0	J	31
0	1-	4+	3-	7+	5+	6-	31+	0	0	J	0	J	10+
0	0	11	18	0	35	0	599	107	0	J	J	J	0
0	0	10	7	J	52	22	889	125	0	J	J	J	J
0	0	1+	11+	0	17-	22-	290-	18-	J	J	0	2-	0
0	0	0	0	0	0	0	0	0	0	J	0	J	J
0	0	4	0	0	13	1	154	0	0	J	0	0	J
0	0	4-	0	0	13-	1-	154-	0	0	J	0	J	0
0	0	3	0	0	3	0	123	0	0	J	0	J	0
0	0	0	0	0	6	21	149	J	0	J	13	J	49
0	0	0	0	0	3-	21-	26-	0	0	J	5-	0	0
0	0	8	6	0	28	0	356	107	J	J	0	0	0
0	0	3	7	0	17	0	370	113	J	J	0	2	J
0	0	5+	1-	0	11+	0	16+	6-	J	J	0	2-	0
0	0	0	0	0	3	0	18	0	0	J	0	0	0
0	0	0	0	0	7	0	2	0	0	J	0	0	0
0	0	0	0	0	1+	0	16+	0	0	J	0	0	0
0	0	0	0	0	0	0	0	0	0	J	0	0	0
0	0	0	0	0	0	0	0	0	0	J	0	J	0
0	0	0	0	0	0	0	0	0	0	J	0	0	0
0	0	0	0	0	0	0	0	0	0	J	0	0	0
0	0	0	0	0	0	0	0	0	0	J	0	0	0
0	0	0	0	0	0	0	123	0	0	J	0	0	0
0	0	0	0	0	0	0	123-	0	0	J	0	0	0
0	0	0	0	0	0	0	0	0	0	J	0	0	0
0	0	0	0	0	0	0	22	12	0	J	0	0	0
0	0	0	0	0	0	0	22-	12-	0	J	0	0	0
0	0	0	12	0	1	0	122	0	0	J	0	0	0
0	0	0	0	0	1+	0	117	0	J	J	0	0	0
0	0	0	12+	0	13-	0	5+	0	J	J	0	0	0
*****													
0	15	98	22	60	164	30	996	80	1	475	0	0	28
0	7	81	11	80	131	29	935	20	2	385	0	1	9
0	8+	17+	11+	20+	33+	1+	61+	40+	1-	90+	0	1-	19+
*****													
0	8	69	15	56	81	28	488	1	0	423	0	0	20
0	5	72	10	76	82	28	494	7	0	361	0	1	4
0	3+	3-	5+	70-	1-	0	6-	6-	0	62+	0	1-	12+
0	6	41	0	53	29	25	287	1	0	158	0	0	10
0	5	28	0	75	25	1	332	7	0	159	0	1	8
0	1+	13+	0	22-	4+	24+	45-	6-	0	1-	0	1-	2+
0	7	28	15	3	52	3	201	0	0	255	0	0	10
0	0	44	10	1	57	27	152	0	0	232	0	0	0
0	2+	16-	5+	2+	5-	24-	39+	0	0	63+	0	0	10+
0	7	29	7	4	83	2	508	79	1	52	0	0	8
0	7	9	1	4	49	1	441	13	2	24	0	0	1
0	5+	20+	6+	0	34+	1+	67+	66+	1-	28+	0	0	7+
0	7	18	7	4	69	2	486	71	1	52	0	0	6
0	2	9	1	4	40	1	415	13	2	16	0	0	1
0	5+	9+	6+	0	29+	1+	71+	58+	1-	34+	0	0	5+
0	0	11	0	0	11	0	22	8	0	0	0	0	2
0	0	0	0	0	2	0	26	0	0	6	0	0	0
0	0	11+	0	0	9+	0	4-	4+	0	6-	0	0	2+
0	0	0	0	0	3	0	0	0	0	0	0	0	0
0	0	0	0	0	7	0	0	0	0	0	0	0	0
0	0	0	0	0	4-	0	0	0	0	0	0	0	0
0	0	0	0	0	0	0	0	0	0	0	0	0	0
0	0	0	0	0	0	0	0	0	0	0	0	0	0
0	0	0	0	0	0	0	0	0	0	0	0	0	0
0	0	0	0	0	0	0	0	0	0	0	0	0	0
0	0	0	0	0	0	0	0	0	0	0	0	0	0
0	0	0	0	0	0	0	0	0	0	0	0	0	0
0	0	0	0	0	0	0	0	0	0	0	0	0	0
0	0	0	0	0	0	0	0	0	0	0	0	0	0
0	0	0	0	0	0	0	0	0	0	0	0	0	0
0	0	0	0	0	0	0	0	0	0	0	0	0	0
0	0	0	0	0	0	0	0	0	0	0	0	0	0
*****													
0	6	50	0	35	27	32	387	99	10	264	0	4	28
0	0	20	0	25	20	1	295	17	2	252	0	7	35
0	4+	30+	0	10+	7+	31+	92+	82+	8+	4-	0	3-	7-
*****													
0	4	38	0	25	11	0	82	3	0	13+	0	0	13
0	0	9	0	22	12	1	71	0	0	122	0	0	28
0	4+	29+	0	3+	1-	1-	11+	3+	0	17+	0	0	15-
0	0	12	0	15	1	0	23	3	0	84	0	0	12
0	0	7	0	17	1	0	32	0	0	56	0	0	23
0	0	5+	0	2-	0	0	9-	3+	0	32+	0	0	11-

PART II ARRESTS BY CHARGE AND AGENCY TYPE  
 JUVENILE ADULTS GRAND TOTAL OTHER ASSAULTS ARSON FORGERY FRAUD EMBEZZLE STOLEN PROPERTY VANDAL ILLEGAL WEAPONS

		JUVENILE	ADULTS	GRAND TOTAL	OTHER ASSAULTS	ARSON	FORGERY	FRAUD	EMBEZZLE	STOLEN PROPERTY	VANDAL	ILLEGAL WEAPONS
STATE POLICE	74	2	217	219	25	0	0	11	0	0	11	11
	73	9	156	165	28	0	3	1	0	0	0	4
	CHANGE	7-	61+	94+	3-	0	3-	10+	0	0	11+	7+
MUNICIPAL	74	156	529	685	31	3	3	2	0	1	27	7
	73	68	374	442	23	0	0	0	0	2	3	5
	CHANGE	88+	155+	243+	8+	3+	3+	2+	0	1-	24+	2+
BENWOOD PD	74	4	38	42	2	0	0	0	0	1	0	0
	73	10	33	43	2	0	0	0	0	0	0	0
	CHANGE	6-	5+	1-	0	0	0	0	0	1+	0	0
CAMERON PD	74	0	0	0	0	0	0	0	0	0	0	0
	73	0	0	0	0	0	0	0	0	0	0	0
	CHANGE	0	0	0	0	0	0	0	0	0	0	0
GLEN DALE PD	74	14	27	41	3	0	1	0	0	0	5	0
	73	5	21	26	0	0	0	0	0	0	3	0
	CHANGE	9+	6+	15+	3+	0	1+	0	0	0	2+	0
MCMECHEN PD	74	0	4	4	0	0	0	0	0	0	0	0
	73	0	0	0	0	0	0	0	0	0	0	0
	CHANGE	0	4+	4+	0	0	0	0	0	0	0	0
MOUNDSVILLE PD	74	138	460	598	26	3	2	2	0	0	22	7
	73	53	320	373	21	0	0	0	0	2	0	5
	CHANGE	85+	140+	225+	5+	3+	2+	2+	0	2-	22+	2+
*****												
MASON CTY	TOTAL	74	52	809	861	45	0	2	0	0	1	8
	73	56	1090	1146	21	1	1	8	1	3	5	3
	CHANGE	4-	281-	285-	24+	1-	1+	8-	1-	1+	4-	5+
*****												
RURAL	74	27	547	574	33	0	1	0	0	3	1	5
	73	29	859	888	12	0	1	8	0	2	3	1
	CHANGE	2-	312-	314-	14+	0	0	8-	0	1+	2-	4+
SHERIFF	74	11	245	256	14	0	1	0	0	3	1	1
	73	23	502	525	13	0	0	1	0	2	2	1
	CHANGE	12-	257-	269-	1+	0	1+	1-	0	1+	1-	0
STATE POLICE	74	16	302	318	19	0	0	0	0	0	0	4
	73	6	357	363	6	0	1	7	0	0	1	0
	CHANGE	10+	55-	45-	13+	0	1-	7-	0	0	1-	4+
MUNICIPAL	74	25	262	287	12	0	1	0	0	0	0	3
	73	27	231	258	2	1	0	0	1	0	2	2
	CHANGE	2-	31+	29+	13+	1-	1+	0	1-	0	2-	1+
POINT PLEASANT PD	74	17	227	244	11	0	1	0	0	0	0	3
	73	23	209	232	2	1	0	0	1	0	2	2
	CHANGE	6-	18+	12+	9+	1-	1+	0	1-	0	2-	1+
NEW HAVEN PD	74	0	7	7	0	0	0	0	0	0	0	0
	73	0	1	1	0	0	0	0	0	0	0	0
	CHANGE	0	6+	6+	0	0	0	0	0	0	0	0
MASON PD	74	8	28	36	1	0	0	0	0	0	0	0
	73	4	21	25	0	0	0	0	0	0	0	0
	CHANGE	4+	7+	11+	1+	0	0	0	0	0	0	0
*****												
MERCER CTY	TOTAL	74	198	2841	3039	73	4	14	10	3	8	61
	73	267	2706	2973	76	5	7	6	1	5	6	45
	CHANGE	69-	135+	66+	3-	1-	7+	4+	2+	3+	0	16+
*****												
RURAL	74	70	1055	1125	58	4	2	6	3	4	2	53
	73	106	981	1087	37	4	6	2	0	3	2	30
	CHANGE	36-	74+	38+	21+	0	4-	4+	3+	1+	0	23+
SHERIFF	74	17	343	360	16	0	2	2	1	1	1	11
	73	3	297	300	3	0	0	0	0	0	0	0
	CHANGE	14+	46+	60+	13+	0	2+	2+	1+	1+	1+	11+
STATE POLICE	74	53	712	765	42	4	0	4	2	3	1	42
	73	103	684	787	34	4	6	2	0	3	2	30
	CHANGE	50-	28+	22-	8+	0	6-	2+	2+	0	1-	12+
MUNICIPAL	74	128	1786	1914	15	0	12	4	0	4	4	8
	73	161	1725	1886	39	1	1	4	1	2	4	15
	CHANGE	33-	61+	28+	24-	1-	11+	0	1-	2+	0	7-
ATHENS PD	74	1	7	8	0	0	0	0	0	0	1	0
	73	0	1	1	0	0	0	0	0	0	0	0
	CHANGE	1+	6+	7+	0	0	0	0	0	0	1+	0
BLUEFIELD PD	74	92	1165	1257	7	0	3	0	0	1	3	2
	73	118	1129	1247	30	1	1	2	1	0	2	12
	CHANGE	26-	36+	10+	23-	1-	2+	2-	1-	1+	1+	10-
PRINCETON PD	74	30	493	523	4	0	9	4	0	3	0	6
	73	24	475	501	8	0	0	2	0	2	2	3
	CHANGE	4+	18+	22+	0	0	9+	2+	0	1+	2-	3+
MATOAKA PD	74	3	105	108	0	0	0	0	0	0	0	0
	73	17	115	132	1	0	0	0	0	0	0	0
	CHANGE	14-	10-	24-	1-	0	0	0	0	0	0	0
BRANWELL PD	74	2	16	18	0	0	0	0	0	0	0	0
	73	0	5	5	0	0	0	0	0	0	0	0
	CHANGE	2+	11+	13+	0	0	0	0	0	0	0	0
*****												
MINERAL CTY	TOTAL	74	88	732	820	28	1	5	0	1	3	12
	73	48	655	703	46	0	0	2	1	0	5	11
	CHANGE	40+	77+	117+	18-	1+	5+	2-	0	5+	2-	1+
*****												
RURAL	74	26	372	398	14	0	3	0	1	0	0	8
	73	24	363	387	32	0	0	2	1	0	1	8
	CHANGE	2+	9+	11+	18-	0	3+	2-	0	0	1-	0

COMI VTCF	SFX OFFENSES	PART II HARCO TIC AND DRUG	GARLI 46	ARRESTS FAMILY OFFENSES	BY CHANGE DRIVING UND INFL	AND AGENCY LIQUOR LAWS	TYPE DRY/K- ENR/SS	DISJ- CJNDICT	VAGS- AGCY	ITEL- OFFENSES	SUSPICION	CURFED LOITP	CU- ARAYS
0	4	26	0	13	13	0	59	0	0	31	0	0	1
0	0	2	0	5	11	1	39	0	0	60	0	0	2
0	4+	24+	0	5+	1-	1-	20+	0	0	15-	0	0	4-
0	7	12	0	10	16	32	305	96	10	133	0	3	15
0	0	11	0	3	8	0	224	17	2	130	0	7	7
0	2+	1+	0	7+	3+	32+	81+	79+	3+	21-	0	3-	3+
0	0	0	0	0	8	0	12	10	0	0	0	0	0
0	0	0	0	0	5	0	11	15	0	0	0	0	0
0	0	0	0	0	3+	0	1+	5-	0	0	0	0	0
0	0	0	0	0	0	0	0	0	0	0	0	0	0
0	0	0	0	0	0	0	0	0	0	0	0	0	0
0	0	0	0	0	0	0	0	0	0	0	0	0	0
0	0	8	0	0	0	1	14	2	0	1	0	0	0
0	0	1	0	0	0	0	19	1	0	2	0	0	0
0	0	7+	0	0	0	1+	5-	7+	0	1-	0	0	0
0	0	0	0	0	4	0	0	0	0	0	0	0	0
0	0	0	0	0	0	0	0	0	0	0	0	0	0
0	0	0	0	0	4+	0	0	0	0	0	0	0	0
0	2	4	0	10	4	31	279	78	10	99	0	4	15
0	0	10	0	3	3	0	194	1	2	120	0	0	4
0	7+	6-	0	7+	1+	31+	85+	77+	8+	29-	0	4+	11+
*****													
0	3	12	0	19	120	2	526	8	0	89	0	2	21
0	3	9	0	10	131	0	624	26	3	280	0	0	13
0	0	7+	0	9+	11-	2+	98-	18-	3-	176-	0	2+	8+
*****													
0	1	8	0	19	70	2	337	0	0	82	0	2	10
0	3	9	0	10	82	0	460	23	0	23+	0	0	10
0	2-	1-	0	9+	12-	2+	123-	23-	3-	172-	0	2+	0
0	1	0	0	13	25	0	163	0	0	29	0	0	5
0	7	1	0	1	44	0	272	1	1	172	0	0	10
0	1-	1-	0	12+	19-	0	109-	1-	3-	143-	0	0	5-
0	0	8	0	6	45	7	174	0	0	53	0	2	5
0	1	8	0	9	38	0	188	22	0	82	0	0	0
0	1-	0	0	3-	7+	2+	14-	22-	0	29-	0	2+	5+
0	7	4	0	0	50	0	189	8	0	7	0	0	11
0	0	0	0	0	49	0	164	3	0	31	0	0	3
0	7+	4+	0	0	1+	0	25+	5+	0	24-	0	0	8+
0	2	4	0	0	30	0	175	8	0	7	0	0	3
0	0	0	0	0	47	0	152	0	0	23	0	0	2
0	2+	4+	0	0	17-	0	23+	8+	0	16-	0	0	1+
0	0	0	0	0	3	0	4	0	0	0	0	0	0
0	0	0	0	0	1	0	0	0	0	0	0	0	0
0	0	0	0	0	2+	0	4+	0	0	0	0	0	0
0	0	0	0	0	17	0	10	0	0	0	0	0	8
0	0	0	0	0	1	0	12	3	0	8	0	0	1
0	0	0	0	0	16+	0	2-	3-	0	8-	0	0	7+
*****													
0	8	35	8	36	235	108	2014	76	0	250	0	52	38
0	6	31	14	17	217	10	2043	102	4	243	0	59	76
0	2+	4+	6-	19+	10+	98+	29-	26-	4-	7+	0	7-	38-
*****													
0	5	27	1	29	143	4	573	4	0	187	0	1	14
0	5	26	0	13	101	10	614	0	0	176	0	1	57
0	0	1+	1+	16+	42+	6-	41-	4+	0	11+	0	0	38-
0	4	8	0	14	33	2	155	2	0	105	0	0	3
0	1	0	0	0	32	1	200	0	0	63	0	0	0
0	3+	8+	0	14+	1+	1+	45-	2+	0	47+	0	0	3+
0	1	19	1	15	110	2	418	2	0	42	0	1	16
0	4	26	0	13	63	0	414	0	0	113	0	1	57
0	3-	7-	1+	2+	41+	7-	4+	2+	0	31-	0	0	41-
0	3	8	7	7	92	104	1441	72	0	63	0	51	19
0	1	5	14	4	116	0	1429	102	4	67	0	58	19
0	7+	3+	7-	3+	24-	104+	12+	30-	4-	4-	0	7-	0
0	0	1	0	0	1	0	5	0	0	0	0	0	0
0	0	0	0	0	0	0	1	0	0	0	0	0	0
0	0	1+	0	0	1+	0	4+	0	0	0	0	0	0
0	3	3	7	0	56	102	932	52	0	22	0	48	16
0	1	4	14	0	80	0	920	80	4	28	0	51	16
0	7+	1-	7-	0	24-	102+	12+	28-	4-	6-	0	3-	0
0	0	4	0	6	20	2	404	13	0	41	0	0	3
0	0	1	0	3	24	0	407	6	0	38	0	2	3
0	0	3+	0	3+	4-	2+	3-	7+	0	3+	0	2-	0
0	0	0	0	1	8	0	91	7	0	0	0	1	0
0	0	0	0	1	11	0	97	16	0	1	0	5	0
0	0	0	0	0	3-	0	6-	9-	0	1-	0	4-	0
0	0	0	0	0	7	0	9	0	0	0	0	2	0
0	0	0	0	0	1	0	4	0	0	0	0	0	0
0	0	0	0	0	6+	0	5+	0	0	0	0	2+	0
*****													
0	8	85	0	23	171	2	299	54	8	92	0	12	11
0	7	54	0	13	157	3	274	22	0	111	0	0	2
0	6+	31+	0	10+	14+	1-	25+	32+	8+	19-	0	12+	9+
*****													
0	1	62	0	17	109	0	113	3	7	56	0	2	2
0	1	35	0	9	95	1	115	3	0	8+	0	0	0
0	0	27+	0	8+	14+	1-	2-	0	7+	28-	0	2+	2+

PART II ARRESTS BY CHARGE AND AGENCY TYPE

		JUVENILE	ADULTS	GRAND TOTAL	AGENCY TYPE OTHER ASSAULTS	ARSON	FORGERY	FRAUD	EMBEZZLE	STOLEN PROPERTY	VANDAL	ILLEGAL WEAPONS
SHERIFF	74	0	4	4	0	0	0	0	0	0	0	0
	73	0	6	6	1	0	0	0	0	0	0	0
	CHANGE	0	2-	2-	1-	0	0	0	0	0	0	0
STATE POLICE	74	26	368	394	14	0	3	0	1	0	0	8
	73	24	357	381	31	0	0	2	1	0	1	8
	CHANGE	2+	11+	13+	17-	0	3+	2-	0	0	1-	0
MUNICIPAL	74	62	360	422	14	1	2	0	0	5	3	4
	73	24	292	316	14	0	0	0	0	0	6	3
	CHANGE	38+	68+	106+	0	1+	2+	0	0	5+	1-	1+
KEYSER PD	74	51	330	381	12	1	2	0	0	5	3	4
	73	24	277	301	12	0	0	0	0	0	4	3
	CHANGE	27+	53+	80+	0	1+	2+	0	0	0	1-	1+
PIEDMONT PD	74	0	0	0	0	0	0	0	0	0	0	0
	73	0	13	13	2	0	0	0	0	0	0	0
	CHANGE	0	13-	13-	2-	0	0	0	0	0	0	0
RIDGELEY PD	74	11	30	41	2	0	0	0	0	0	0	0
	73	0	2	2	0	0	0	0	0	0	0	0
	CHANGE	11+	28+	39+	2+	0	0	0	0	0	0	0
*****												
MINGO CTY TOTAL	74	39	1789	1828	21	4	2	1	0	0	19	26
	73	17	1921	1938	8	1	2	0	0	1	0	16
	CHANGE	22+	132-	110-	13+	3+	0	1+	0	1-	19+	10+
*****												
RURAL	74	19	810	829	13	4	2	1	0	0	11	10
	73	13	899	912	7	0	2	0	0	1	0	13
	CHANGE	6+	89-	83-	6+	4+	0	1+	0	1-	11+	3-
SHERIFF	74	0	88	88	0	0	0	0	0	0	0	0
	73	6	341	347	0	0	0	0	0	0	0	3
	CHANGE	6-	253-	259-	0	0	0	0	0	0	0	3-
STATE POLICE	74	19	722	741	13	4	2	1	0	0	11	10
	73	7	558	565	7	0	2	0	0	1	0	10
	CHANGE	12+	164+	176+	6+	4+	0	1+	0	1-	11+	0
MUNICIPAL	74	20	979	999	8	0	0	0	0	0	8	16
	73	4	1022	1026	1	1	0	0	0	0	0	3
	CHANGE	16+	43-	27-	7+	1-	0	0	0	0	8+	13+
GILBERT PD	74	0	14	14	0	0	0	0	0	0	2	0
	73	4	64	68	1	1	0	0	0	0	0	2
	CHANGE	4-	50-	54-	1-	1-	0	0	0	0	2+	2-
WILLIAMSON PD	74	14	662	676	3	0	0	0	0	0	6	15
	73	0	680	686	0	0	0	0	0	0	0	0
	CHANGE	14+	24-	10-	3+	0	0	0	0	0	6+	15+
KERMIT PD	74	5	77	82	0	0	0	0	0	0	0	0
	73	0	0	0	0	0	0	0	0	0	0	0
	CHANGE	5+	77+	82+	0	0	0	0	0	0	0	0
DELBARTON PD	74	1	209	210	5	0	0	0	0	0	0	1
	73	0	141	141	0	0	0	0	0	0	0	1
	CHANGE	1+	68+	69+	5+	0	0	0	0	0	0	0
HATEWAN PD	74	0	17	17	0	0	0	0	0	0	0	0
	73	0	131	131	0	0	0	0	0	0	0	0
	CHANGE	0	114-	114-	0	0	0	0	0	0	0	0
*****												
MONONGALIA CTY TOTAL	74	51	1265	1316	74	0	9	11	0	14	17	17
	73	51	1335	1386	85	1	19	87	1	3	16	24
	CHANGE	0	70-	70-	11-	1-	10-	76-	1-	11+	1+	7-
*****												
RURAL	74	24	843	867	52	0	2	11	0	6	16	8
	73	30	960	990	70	0	19	85	1	3	16	18
	CHANGE	6-	117-	123-	18-	0	17-	74-	1-	3+	0	10-
SHERIFF	74	15	404	419	33	0	1	11	0	3	11	0
	73	12	479	491	40	0	3	13	0	2	14	6
	CHANGE	3+	75-	72-	7-	0	2-	2-	0	1+	3-	6-
STATE POLICE	74	9	439	448	19	0	1	0	0	3	5	8
	73	18	481	499	30	0	16	72	1	1	2	12
	CHANGE	9-	42-	51-	11-	0	15-	72-	1-	2+	3+	4-
MUNICIPAL	74	27	422	449	22	0	7	0	0	8	1	9
	73	21	375	396	15	1	0	2	0	0	0	6
	CHANGE	6+	47+	53+	7+	1-	7+	2-	0	8+	1+	3+
MORGANTOWN PD	74	27	405	432	22	0	7	0	0	8	1	8
	73	21	375	396	15	1	0	2	0	0	0	6
	CHANGE	6+	30+	36+	7+	1-	7+	2-	0	8+	1+	2+
STAR CITY PD	74	0	3	3	0	0	0	0	0	0	0	0
	73	0	0	0	0	0	0	0	0	0	0	0
	CHANGE	0	3+	3+	0	0	0	0	0	0	0	0
WESTOVER PD	74	0	9	9	0	0	0	0	0	0	0	0
	73	0	0	0	0	0	0	0	0	0	0	0
	CHANGE	0	9+	9+	0	0	0	0	0	0	0	0
OSAGE PD	74	0	5	5	0	0	0	0	0	0	0	1
	73	0	0	0	0	0	0	0	0	0	0	0
	CHANGE	0	5+	5+	0	0	0	0	0	0	0	1+
*****												
MONROE CTY TOTAL	74	2	53	55	3	1	0	1	0	0	0	1
	73	2	42	44	4	0	0	1	0	0	0	0
	CHANGE	0	11+	11+	1-	1+	0	0	0	0	0	1+
*****												
RURAL	74	2	53	55	3	1	0	1	0	0	0	1
	73	2	42	44	4	0	0	1	0	0	0	0
	CHANGE	0	11+	11+	1-	1+	0	0	0	0	0	1+

CONL VICF	SFX OFFENSES	PART II		ARRESTS BY CHARGE				AND AGENCY TYPE		DISJRD CONDUCT	VARA CLR	IT IER OFFENSES	SUSPICIA LITITF	CUI FFW LCITTF	RJA- AAYS
		NARCOTIC AND DRUG	GAMBLING	FAMILY OFFENSES	DRIVING UND INFL	LIUURP LAYS	DRUNK- ENNESS								
0	1	0	0	0	1	0	1	0	0	0	1	0	0	0	
0	1	0	0	0	1	0	1	0	0	0	2	0	0	0	
0	0	0	0	0	0	0	0	0	0	0	1-	0	0	0	
0	0	62	0	17	108	0	112	3	7	0	75	0	2	2	
0	0	35	0	9	94	1	114	3	0	0	12	0	0	0	
0	0	27+	0	8+	14+	1-	2-	0	7+	0	27-	0	2+	2+	
0	7	23	0	6	62	2	186	51	1	0	36	0	10	0	
0	1	19	0	4	62	2	159	19	0	0	27	0	0	2	
0	6+	4+	0	2+	0	0	27+	32+	1+	0	0	0	10+	7+	
0	7	23	0	6	59	2	179	33	1	0	30	0	0	9	
0	1	19	0	4	61	2	153	13	0	0	27	0	0	2	
0	6+	4+	0	2+	2-	0	26+	20+	1+	0	0	0	0	7+	
0	0	0	0	0	0	0	0	0	0	0	0	0	0	0	
0	0	0	0	0	1	0	6	4	0	0	0	0	0	0	
0	0	0	0	0	1-	0	6-	4-	0	0	0	0	0	0	
0	0	0	0	0	3	0	7	18	0	0	1	0	10	0	
0	0	0	0	0	0	0	0	2	0	0	0	0	0	0	
0	0	0	0	0	3+	0	7+	16+	0	0	1+	0	10+	0	
*****															
0	0	34	8	0	63	74	1406	45	2	0	120	0	2	1	
0	0	11	19	6	76	49	1654	32	0	0	58	0	1	4	
0	0	23+	11-	6-	13-	25+	240-	13+	2+	0	67+	0	1+	3-	
*****															
0	0	27	5	0	31	51	582	0	0	0	72	0	0	0	
0	0	3	11	6	28	49	744	0	0	0	38	0	1	4	
0	0	24+	6-	6-	3+	2+	167-	0	0	0	0	0	1-	4-	
0	0	0	0	0	4	0	84	0	0	0	0	0	0	0	
0	0	1	0	6	19	2	307	0	0	0	5	0	0	4	
0	0	1-	0	6-	15-	2-	223-	0	0	0	5-	0	0	4-	
0	0	27	5	0	27	51	498	0	0	0	72	0	0	0	
0	0	2	11	0	9	47	442	0	0	0	33	0	1	0	
0	0	25+	6-	0	18+	4+	56+	0	0	0	59+	0	1-	0	
0	0	7	3	0	32	23	824	45	2	0	28	0	2	1	
0	0	8	8	0	48	0	905	32	0	0	20	0	0	0	
0	0	1-	5-	0	16-	23+	81-	13+	2+	0	8+	0	2+	1+	
0	0	0	0	0	1	0	11	0	0	0	0	0	0	0	
0	0	0	0	0	1	0	54	2	0	0	7	0	0	0	
0	0	0	0	0	0	0	43-	2-	0	0	7-	0	0	0	
0	0	7	3	0	30	6	536	44	2	0	21	0	2	1	
0	0	8	8	0	37	0	591	30	0	0	12	0	0	0	
0	0	1-	5-	0	7-	6+	55-	14+	2+	0	9+	0	2+	1+	
0	0	0	0	0	0	12	70	0	0	0	0	0	0	0	
0	0	0	0	0	0	0	0	0	0	0	0	0	0	0	
0	0	0	0	0	0	12+	70+	0	0	0	0	0	0	0	
0	0	0	0	0	0	4	193	0	0	0	7	0	0	0	
0	0	0	0	0	0	0	140	0	0	0	0	0	0	0	
0	0	0	0	0	0	4+	53+	0	0	0	7+	0	0	0	
0	0	0	0	0	1	1	14	1	0	0	0	0	0	0	
0	0	0	0	0	10	0	120	0	0	0	1	0	0	0	
0	0	0	0	0	9-	1+	106-	1+	0	0	1-	0	0	0	
*****															
0	5	60	1	6	82	7	642	38	0	0	316	0	0	17	
2	13	85	1	32	72	5	646	23	0	0	258	0	0	13	
2-	8-	25-	0	26-	10+	2+	4-	15+	0	0	58+	0	0	4+	
*****															
0	4	37	1	5	62	7	402	4	0	0	241	0	0	9	
0	2	32	1	32	56	5	438	1	0	0	203	0	0	8	
0	2+	5+	0	27-	6+	2+	36-	3+	0	0	38+	0	0	1+	
0	4	7	0	4	2	1	212	4	0	0	122	0	0	4	
0	1	9	0	24	0	1	249	1	0	0	126	0	0	2	
0	3+	2-	0	20-	2+	0	37-	3+	0	0	4-	0	0	2+	
0	0	30	1	1	60	6	190	0	0	0	119	0	0	5	
0	1	23	1	8	56	4	189	0	0	0	77	0	0	6	
0	1-	7+	0	7-	4+	2+	1+	0	0	0	42+	0	0	1-	
0	1	23	0	1	20	0	240	34	0	0	75	0	0	8	
2	11	53	0	0	16	0	208	22	0	0	55	0	0	5	
2-	10-	30-	0	1+	4+	0	2+	12+	0	0	20+	0	0	3+	
0	1	23	0	0	18	0	234	30	0	0	72	0	0	4	
2	11	53	0	0	16	0	208	27	0	0	55	0	0	5	
2-	10-	30-	0	0	2+	0	26+	8+	0	0	17+	0	0	3+	
0	0	0	0	0	0	0	3	0	0	0	0	0	0	0	
0	0	0	0	0	0	0	0	0	0	0	0	0	0	0	
0	0	0	0	0	0	0	3+	0	0	0	0	0	0	0	
0	0	0	0	1	2	0	3	0	0	0	3	0	0	0	
0	0	0	0	0	0	0	0	0	0	0	0	0	0	0	
0	0	0	0	1+	2+	0	3+	0	0	0	3+	0	0	0	
0	0	0	0	0	0	0	0	4	0	0	0	0	0	0	
0	0	0	0	0	0	0	0	0	0	0	0	0	0	0	
0	7	0	0	0	0	0	0	4+	0	0	0	0	0	0	
*****															
0	0	0	0	0	16	0	17	5	0	0	11	0	0	0	
0	0	0	0	1	3	0	9	3	0	0	21	0	0	2	
0	0	0	0	1-	13+	0	8+	2+	0	0	10-	0	0	2-	
*****															
0	0	0	0	0	16	0	17	5	0	0	11	0	0	0	
0	0	0	0	1	3	0	9	3	0	0	21	0	0	2	
0	0	0	0	1-	13+	0	8+	2+	0	0	10-	0	0	2-	

PART II ARRESTS BY CHARGE AND AGENCY TYPE

		JUVENILE	ADULTS	GRAND TOTAL	OTHER ASSAULTS	ARSON	FORGERY	FRAUD	EMBEZZLE	STOLEN PROPERTY	VANDAL	ILLEGAL WEAPONS
SHERIFF	74	0	12	12	0	1	0	0	0	0	0	1
	73	0	1	1	0	0	0	0	0	0	0	0
	CHANGE	0	11+	11+	0	1+	0	0	0	0	0	1+
STATE POLICE	74	2	41	43	3	0	0	1	0	0	0	0
	73	2	41	43	4	0	0	1	0	0	0	0
	CHANGE	0	0	0	1-	0	0	0	0	0	0	0
MUNICIPAL	74	0	0	0	0	0	0	0	0	0	0	0
	73	0	0	0	0	0	0	0	0	0	0	0
	CHANGE	0	0	0	0	0	0	0	0	0	0	0
UNION PD	74	0	0	0	0	0	0	0	0	0	0	0
	73	0	0	0	0	0	0	0	0	0	0	0
	CHANGE	0	0	0	0	0	0	0	0	0	0	0
*****												
MORGAN CTY	TOTAL	74	21	289	310	2	0	12	0	1	15	13
	73	26	222	248	36	0	0	10	0	0	22	6
	CHANGE	5-	207+	218+	5-	2+	0	2+	0	1+	7-	7+
*****												
RURAL	74	17	274	291	28	2	0	12	0	1	15	13
	73	22	205	227	32	0	0	10	0	0	20	6
	CHANGE	5-	69+	64+	4-	2+	0	2+	0	1+	5-	7+
SHERIFF	74	5	62	67	6	2	0	2	0	1	4	5
	73	7	35	42	5	0	0	1	0	0	6	1
	CHANGE	2-	27+	25+	1+	2+	0	1+	0	1+	2-	4+
STATE POLICE	74	12	212	224	22	0	0	10	0	0	11	8
	73	15	170	185	27	0	0	9	0	0	14	5
	CHANGE	3-	42+	39+	5-	0	0	1+	0	0	3-	3+
MUNICIPAL	74	4	15	19	3	0	0	0	0	0	0	0
	73	4	17	21	4	0	0	0	0	0	2	0
	CHANGE	0	2-	2-	1-	0	0	0	0	0	2-	0
BERKELEY SPRINGS PD	74	0	0	0	0	0	0	0	0	0	0	0
	73	0	0	0	0	0	0	0	0	0	0	0
	CHANGE	0	0	0	0	0	0	0	0	0	0	0
PAW-PAW PD	74	4	15	19	3	0	0	0	0	0	0	0
	73	4	17	21	4	0	0	0	0	0	2	0
	CHANGE	0	2-	2-	1-	0	0	0	0	0	2-	0
*****												
NICHOLAS CTY	TOTAL	74	60	700	760	18	0	2	0	2	20	11
	73	34	727	761	20	3	7	2	0	0	13	8
	CHANGE	26+	27-	1-	2-	3-	5-	2-	0	2+	7+	3+
*****												
RURAL	74	38	384	422	11	0	1	0	0	1	15	1
	73	14	375	389	13	3	7	2	0	0	7	5
	CHANGE	24+	9+	33+	2-	3-	6-	2-	0	1+	8+	4-
SHERIFF	74	9	81	90	5	0	0	0	0	0	0	0
	73	1	107	108	8	0	4	0	0	0	6	1
	CHANGE	8+	26-	18-	3-	0	3-	0	0	0	6-	1-
STATE POLICE	74	29	303	332	6	0	1	0	0	1	15	1
	73	13	268	281	5	3	3	2	0	0	1	4
	CHANGE	16+	35+	51+	1+	3-	2-	2-	0	1+	14+	3-
MUNICIPAL	74	22	316	338	7	0	1	0	0	1	5	10
	73	20	352	372	7	0	0	0	0	0	6	3
	CHANGE	2+	36-	34-	0	0	1+	0	0	1+	1-	7+
RICHWOOD PD	74	7	194	201	5	0	0	0	0	0	3	4
	73	1	201	202	2	0	0	0	0	0	0	2
	CHANGE	6+	7-	1-	3+	0	0	0	0	0	3+	2+
SUMMERSVILLE PD	74	15	122	137	2	0	1	0	0	1	2	6
	73	19	151	170	5	0	0	0	0	0	6	1
	CHANGE	4-	29-	33-	3-	0	1+	0	0	1+	4-	5+
*****												
OHIO CTY	TOTAL	74	203	1314	1517	169	2	13	16	0	11	43
	73	166	1252	1418	152	0	7	10	3	14	15	7
	CHANGE	37+	62+	99+	17+	2+	6+	6+	3-	3-	28+	23+
*****												
RURAL	74	99	530	629	45	1	7	13	0	5	24	9
	73	73	282	355	8	0	2	5	1	13	12	4
	CHANGE	26+	248+	274+	37+	1+	5+	8+	1-	8-	12+	5+
SHERIFF	74	82	176	258	23	1	6	3	0	4	23	7
	73	56	82	138	7	0	2	1	1	9	10	1
	CHANGE	26+	94+	120+	16+	1+	4+	2+	1-	5-	13+	6+
STATE POLICE	74	17	356	373	22	0	1	10	0	1	1	2
	73	17	200	217	1	0	0	4	0	4	2	3
	CHANGE	0	154+	154+	21+	0	1+	6+	0	3-	1-	1-
MUNICIPAL	74	104	784	888	124	1	6	3	0	6	19	21
	73	93	970	1063	144	0	5	5	2	1	3	3
	CHANGE	11+	186-	175-	20-	1+	1+	2-	2-	5+	16+	18+
WHEELING PD	74	104	779	883	124	1	6	3	0	6	19	21
	73	93	969	1062	144	0	5	5	2	1	3	3
	CHANGE	11+	190-	179-	20-	1+	1+	2-	2-	5+	16+	18+
TRIADELPHIA PD	74	0	5	5	0	0	0	0	0	0	0	0
	73	0	1	1	0	0	0	0	0	0	0	0
	CHANGE	0	4+	4+	0	0	0	0	0	0	0	0
*****												
PENDLETON CTY	TOTAL	74	3	208	211	22	0	1	0	0	7	15
	73	14	221	235	33	0	0	0	0	0	6	13
	CHANGE	11-	13-	24-	11-	0	1+	0	0	0	1+	2+





**PART II ARRESTS BY CHARGE AND AGENCY TYPE**  
**JUVENILE    ADULTS    GRAND    OTHER**  
**TOTAL    ASSAULTS**

					ARSON	FORGERY	FRAUD	EMBEZZLE	STOLEN PROPERTY	VANDAL	ILLLEGAL WEAPONS
*****											
RURAL	74	3	196	199	22	0	1	0	0	7	13
	73	9	209	218	33	0	0	0	0	6	12
CHANGE		6-	13-	19-	11-	0	1+	0	0	1+	1+
SHERIFF	74	0	0	0	0	0	0	0	0	0	0
	73	0	0	0	0	0	0	0	0	0	0
CHANGE		0	0	0	0	0	0	0	0	0	0
STATE POLICE	74	3	196	199	22	0	1	0	0	7	13
	73	9	209	218	33	0	0	0	0	6	12
CHANGE		6-	13-	19-	11-	0	1+	0	0	1+	1+
MUNICIPAL	74	0	12	12	0	0	0	0	0	0	2
	73	5	12	17	0	0	0	0	0	0	1
CHANGE		5-	0	5-	0	0	0	0	0	0	1+
FRANKLIN PD	74	0	12	12	0	0	0	0	0	0	2
	73	5	12	17	0	0	0	0	0	0	1
CHANGE		5-	0	5-	0	0	0	0	0	0	1+
*****											
PLEASANTS CTY TOTAL	74	6	246	252	63	0	2	0	0	4	0
	73	14	281	295	26	0	83	0	0	4	0
CHANGE		8-	35-	43-	37+	0	81-	0	0	0	0
*****											
RURAL	74	6	211	217	61	0	2	0	0	4	0
	73	7	236	243	25	0	83	0	0	0	0
CHANGE		1-	25-	26-	36+	0	81-	0	0	4+	0
SHERIFF	74	0	0	0	0	0	0	0	0	0	0
	73	0	0	0	0	0	0	0	0	0	0
CHANGE		0	0	0	0	0	0	0	0	0	0
STATE POLICE	74	6	211	217	61	0	2	0	0	4	0
	73	7	236	243	25	0	83	0	0	0	0
CHANGE		1-	25-	26-	36+	0	81-	0	0	4+	0
MUNICIPAL	74	0	35	35	2	0	0	0	0	0	0
	73	7	45	52	1	0	0	0	0	4	0
CHANGE		7-	10-	17-	1+	0	0	0	0	4-	0
ST MARYS PD	74	0	35	35	2	0	0	0	0	0	0
	73	7	45	52	1	0	0	0	0	4	0
CHANGE		7-	10-	17-	1+	0	0	0	0	4-	0
*****											
POCAHONTAS CTY TOTAL	74	29	391	420	27	0	0	0	0	5	11
	73	24	305	329	8	0	0	0	0	1	4
CHANGE		5+	86+	91+	19+	0	0	0	0	4+	7+
*****											
RURAL	74	26	289	315	22	0	0	0	0	2	10
	73	16	197	213	8	0	0	0	0	1	4
CHANGE		10+	92+	102+	14+	0	0	0	0	1+	6+
SHERIFF	74	4	146	150	0	0	0	0	0	2	1
	73	2	94	96	0	0	0	0	0	1	0
CHANGE		2+	52+	54+	0	0	0	0	0	1+	1+
STATE POLICE	74	22	143	165	22	0	0	0	0	0	9
	73	14	103	117	8	0	0	0	0	0	4
CHANGE		8+	40+	48+	14+	0	0	0	0	0	5+
MUNICIPAL	74	3	102	105	5	0	0	0	0	3	1
	73	8	108	116	0	0	0	0	0	0	0
CHANGE		5-	6-	11-	5+	0	0	0	0	3+	1+
MARLINTON PD	74	3	102	105	5	0	0	0	0	3	1
	73	8	108	116	0	0	0	0	0	0	0
CHANGE		5-	6-	11-	5+	0	0	0	0	3+	1+
*****											
PRESTON CTY TOTAL	74	32	475	507	28	0	1	57	0	4	10
	73	41	458	499	28	1	4	7	0	16	9
CHANGE		9-	17+	8+	0	1-	3-	50+	0	12-	1+
*****											
RURAL	74	23	368	391	20	0	1	57	0	3	9
	73	36	373	409	26	1	4	7	0	16	8
CHANGE		13-	5-	18-	6-	1-	3-	50+	0	13-	1+
SHERIFF	74	17	201	218	11	0	0	1	0	1	3
	73	14	176	190	14	1	1	1	0	1	1
CHANGE		3+	25+	28+	3-	1-	1-	0	0	1-	2+
STATE POLICE	74	6	167	173	9	0	1	56	0	2	6
	73	22	197	219	12	0	3	6	0	15	7
CHANGE		16-	30-	46-	3-	0	2-	50+	0	13-	1-
MUNICIPAL	74	9	107	116	8	0	0	0	0	1	1
	73	5	85	90	2	0	0	0	0	0	1
CHANGE		4+	22+	26+	6+	0	0	0	0	1+	0
KINGWOOD PD	74	0	69	69	0	0	0	0	0	0	0
	73	1	56	57	0	0	0	0	0	0	0
CHANGE		1-	13+	12+	0	0	0	0	0	0	0
TERRA ALTA PD	74	4	7	11	2	0	0	0	0	0	1
	73	3	27	30	2	0	0	0	0	0	1
CHANGE		1+	20-	19-	0	0	0	0	0	0	0
ROWLESBURG PD	74	0	0	0	0	0	0	0	0	0	0
	73	0	0	0	0	0	0	0	0	0	0
CHANGE		0	0	0	0	0	0	0	0	0	0
MASONTOWN PD	74	5	30	35	5	0	0	0	0	1	0
	73	1	2	3	0	0	0	0	0	0	0
CHANGE		4+	28+	32+	5+	0	0	0	0	1+	0

COMPLAINT	SEX	PART II	ARRESTS BY CHARGE	AND AGENCY TYPE	DISTRICT	VAGRANCY	IT IN JEFFERSON	SUSPICIOUS	COMPLAINT	ADULTS
VICE	OFFENSES	AND DRUG	FAMILY GAMBLING	DRIVING UNL	LIQUOR	DRUNKENNESS	CONDUCT		LOTTER	
0	0	2	0	5	23	0	34	11	0	0
0	0	1	0	7	30	2	34	8	0	0
0	0	1+	0	2-	7-	2-	5+	3+	0	0
0	0	0	0	0	0	0	0	0	0	0
0	0	0	0	0	0	0	0	0	0	0
0	0	2	0	5	25	2	3+	11	0	0
0	0	1	0	7	30	2	34	8	0	0
0	0	1+	0	2-	7-	2-	5+	3+	0	0
0	0	0	0	0	1	0	7	2	0	0
0	0	0	0	0	1	0	10	0	0	0
0	0	0	0	0	0	0	3-	2+	0	0
0	0	0	0	0	1	0	7	2	0	0
0	0	0	0	0	1	0	10	0	0	0
0	0	0	0	0	0	0	3-	2+	0	0
0	0	0	0	5	11	1	39	0	0	127
0	0	0	0	5	15	0	37	0	0	123
0	0	0	0	0	4-	1+	2+	0	0	4+
0	0	0	0	5	7	1	11	0	0	126
0	0	0	0	5	7	0	7	0	0	113
0	0	0	0	0	1-	1+	4+	0	0	13+
0	0	0	0	0	0	0	0	0	0	0
0	0	0	0	0	0	0	0	0	0	0
0	0	0	0	0	0	0	0	0	0	0
0	0	0	0	5	7	1	11	0	0	126
0	0	0	0	5	8	0	7	0	0	113
0	0	0	0	0	1-	1+	4+	0	0	13+
0	0	0	0	0	4	0	28	0	0	1
0	0	0	0	0	7	0	30	0	0	13
0	0	0	0	0	3-	0	2-	0	0	4-
0	0	0	0	0	4	0	28	0	0	1
0	0	0	0	0	7	0	30	0	0	10
0	0	0	0	0	3-	0	2-	0	0	3-
0	1	3	0	0	19	0	273	0	1	64
0	0	0	0	0	18	0	245	1	0	50
0	1+	3+	0	0	1+	0	28+	1-	1+	1d+
0	1	3	0	0	18	0	179	0	0	68
0	0	0	0	0	18	0	130	0	0	59
0	1+	3+	0	0	0	0	49+	0	0	18+
0	0	0	0	0	5	0	142	0	0	0
0	0	0	0	0	1	0	94	0	0	0
0	0	0	0	0	4+	0	48+	0	0	0
0	1	3	0	0	13	0	37	0	0	68
0	0	0	0	0	17	0	36	0	0	59
0	1+	3+	0	0	4-	0	1+	0	0	1d+
0	0	0	0	0	1	0	94	0	1	0
0	0	0	0	0	0	0	115	1	0	0
0	0	0	0	0	1+	0	21-	1-	1+	0
0	0	0	0	0	1	0	94	0	1	0
0	0	0	0	0	0	0	115	1	0	0
0	0	0	0	0	1+	0	21-	1-	1+	0
0	0	27	0	1	43	0	261	4	0	63
0	1	7	1	10	58	2	258	7	0	41
0	1+	20+	1-	9-	15-	2-	3+	3-	0	18-
0	0	25	0	1	29	0	174	1	0	63
0	3	4	1	10	56	2	184	0	0	81
0	3-	21+	1-	9-	27-	2-	10-	1+	0	1d-
0	0	16	0	1	23	0	107	1	0	46
0	0	1	0	7	26	0	105	0	0	2d
0	0	15+	0	6-	3-	0	2+	1+	0	18+
0	0	9	0	0	6	0	67	0	0	17
0	3	3	1	3	30	2	79	0	0	53
0	3-	6+	1-	3-	24-	2-	12-	0	0	3d-
0	0	2	0	0	14	0	87	3	0	0
0	0	3	0	0	2	0	74	7	0	0
0	0	1-	0	0	12+	0	13+	4-	0	0
0	0	0	0	0	12	0	57	0	0	0
0	0	0	0	0	1	0	56	0	0	0
0	0	0	0	0	11+	0	1+	0	0	0
0	0	0	0	0	0	0	5	3	0	0
0	0	3	0	0	1	0	16	7	0	0
0	0	3-	0	0	1-	0	11-	4-	0	0
0	0	0	0	0	0	0	0	0	0	0
0	0	0	0	0	0	0	0	0	0	0
0	0	0	0	0	0	0	0	0	0	0
0	0	2	0	0	2	0	25	0	0	0
0	0	0	0	0	0	0	2	0	0	0
0	0	2+	0	0	2+	0	23+	0	0	0

PART II ARRESTS BY CHARGE AND AGENCY TYPE

		JUVENILE	ADULTS	GRAND TOTAL	OTHR ASSAULTS	ARSON	FORGERY	FRAUD	EMBEZZLE	STOLEN PROPERTY	VANDAL	ILLEGAL WEAPONS
NEWBURG PD	74	0	0	0	0	0	0	0	0	0	0	0
	73	0	0	0	0	0	0	0	0	0	0	0
	CHANGE	0	0	0	0	0	0	0	0	0	0	0
TUNNELTON PD	74	0	1	1	1	0	0	0	0	0	0	0
	73	0	0	0	0	0	0	0	0	0	0	0
	CHANGE	0	1+	1+	1+	0	0	0	0	0	0	0
*****												
PUTNAM CTY	TOTAL	74	84	1250	133+	33	0	3	0	1	0	17
	73	84	903	987	10	1	2	0	0	2	11	10
	CHANGE	0	347+	347+	23+	1-	1+	0	1+	7+	2-	7+
*****												
RURAL	74	53	1186	1239	30	0	3	0	1	6	4	14
	73	72	888	960	10	1	2	0	0	2	11	10
	CHANGE	19-	298+	279+	20+	1-	1+	0	1+	4+	7-	4+
SHERIFF	74	5	338	343	30	0	0	0	1	4	3	4
	73	30	283	313	10	0	1	0	0	0	11	4
	CHANGE	25-	55+	30+	20+	0	1-	0	1+	4+	8-	0
STATE POLICE	74	48	848	896	0	0	3	0	0	2	1	10
	73	42	605	647	0	1	1	0	0	2	0	6
	CHANGE	6+	243+	249+	0	1-	2+	0	0	0	1+	4+
MUNICIPAL	74	31	64	95	3	0	0	0	0	3	5	3
	73	12	15	27	0	0	0	0	0	0	0	0
	CHANGE	19+	49+	68+	3+	0	0	0	0	3+	5+	3+
HURRICANE PD	74	31	64	95	3	0	0	0	0	3	5	3
	73	12	15	27	0	0	0	0	0	0	0	0
	CHANGE	19+	49+	68+	3+	0	0	0	0	3+	5+	3+
*****												
RALEIGH CTY	TOTAL	74	219	2936	3155	76	4	18	52	0	19	83
	73	256	3071	3327	87	2	20	41	8	20	103	80
	CHANGE	37-	135-	172-	13-	2+	2-	11+	8-	1-	20-	13-
*****												
RURAL	74	91	1730	1821	12	3	4	41	0	16	50	46
	73	103	1760	1863	41	2	5	29	7	15	63	60
	CHANGE	12-	30-	42-	29-	1+	1-	12+	7-	0	13-	14-
SHERIFF	74	30	494	524	11	1	0	1	0	5	0	11
	73	36	260	296	7	0	0	2	0	1	0	6
	CHANGE	6-	234+	228+	4+	1+	0	1-	0	4+	0	5+
STATE POLICE	74	61	1236	1297	1	2	4	40	0	11	50	35
	73	67	1500	1567	34	2	5	27	7	15	63	54
	CHANGE	6-	264-	270-	33-	0	1-	13+	7-	4-	13-	19-
MUNICIPAL	74	128	1206	1334	62	1	14	11	0	3	33	21
	73	153	1311	1464	46	0	15	12	1	4	40	20
	CHANGE	25-	105-	130-	16+	1+	1-	1-	1-	1-	7-	1+
BECKLEY PD	74	118	1161	1279	60	1	14	11	0	3	28	20
	73	133	1249	1382	46	0	15	12	1	0	37	19
	CHANGE	15-	88-	103-	14+	1+	1-	1-	1-	3+	9-	1+
MABSCOTT PD	74	0	29	29	2	0	0	0	0	0	0	1
	73	1	36	37	0	0	0	0	0	0	0	1
	CHANGE	1-	7-	8-	2+	0	0	0	0	0	0	0
SOPHIA PD	74	10	16	26	0	0	0	0	0	0	5	0
	73	19	26	45	0	0	0	0	0	4	3	0
	CHANGE	9-	10-	19-	0	0	0	0	0	4-	2+	0
*****												
RANDOLPH CTY	TOTAL	74	28	1245	1273	51	3	1	0	0	3	6
	73	46	1017	1063	43	0	3	0	0	1	0	3
	CHANGE	18-	228+	210+	8+	3+	2-	0	0	0	3+	3+
*****												
RURAL	74	25	689	714	51	3	1	0	0	1	3	6
	73	40	516	556	43	0	3	0	0	1	0	3
	CHANGE	15-	173+	158+	8+	3+	2-	0	0	0	3+	3+
SHERIFF	74	0	67	67	0	1	0	0	0	0	0	0
	73	0	5	5	0	0	0	0	0	0	0	0
	CHANGE	0	62+	62+	0	1+	0	0	0	0	0	0
STATE POLICE	74	25	622	647	51	2	1	0	0	1	3	6
	73	40	511	551	43	0	3	0	0	1	0	3
	CHANGE	15-	111+	96+	8+	2+	2-	0	0	0	3+	3+
MUNICIPAL	74	3	556	559	0	0	0	0	0	0	0	0
	73	6	501	507	0	0	0	0	0	0	0	0
	CHANGE	3-	55+	52+	0	0	0	0	0	0	0	0
ELKINS PD	74	3	556	559	0	0	0	0	0	0	0	0
	73	6	501	507	0	0	0	0	0	0	0	0
	CHANGE	3-	55+	52+	0	0	0	0	0	0	0	0
*****												
RITCHIE CTY	TOTAL	74	7	385	392	43	0	0	149	1	0	15
	73	6	409	415	43	0	2	132	0	0	0	2
	CHANGE	1+	24-	23-	0	0	2-	17+	1+	0	0	13+
*****												
RURAL	74	7	385	392	43	0	0	149	1	0	0	15
	73	6	409	415	43	0	2	132	0	0	0	2
	CHANGE	1+	24-	23-	0	0	2-	17+	1+	0	0	13+
SHERIFF	74	0	12	12	3	0	0	0	0	0	0	1
	73	0	2	2	0	0	0	0	0	0	0	0
	CHANGE	0	10+	10+	3+	0	0	0	0	0	0	1+
STATE POLICE	74	7	373	380	40	0	0	149	1	0	0	14
	73	6	407	413	43	0	2	132	0	0	0	2
	CHANGE	1+	34-	33-	3-	0	2-	17+	1+	0	0	12+



PART II ARRESTS BY CHARGE AND AGENCY TYPE

		JUVENILE	ADULTS	GRAND TOTAL	OTHER ASSAULTS	ARSON	FORGERY	FRAUD	FBI/BEZLF	STOLEN PROPERTY	VANDAL	ILLEGAL WEAPONS
MUNICIPAL	74	0	0	0	0	0	0	0	0	0	0	0
	73	0	0	0	0	0	0	0	0	0	0	0
	CHANGE	0	0	0	0	0	0	0	0	0	0	0
PENNSBORO PD	74	0	0	0	0	0	0	0	0	0	0	0
	73	0	0	0	0	0	0	0	0	0	0	0
	CHANGE	0	0	0	0	0	0	0	0	0	0	0
*****												
ROANE CTY	TOTAL	74	54	634	688	12	1	22	1	3	12	2
	73	25	614	639	25	0	11	2	0	0	1	7
	CHANGE	29+	20+	49+	13-	1+	11+	1-	3	1+	11+	5-
*****												
	RURAL	74	24	242	266	10	1	20	1	0	2	1
	73	20	301	321	21	0	10	2	0	0	1	5
	CHANGE	4+	59-	55-	11-	1+	10+	1-	0	1+	1+	4-
	SHERIFF	74	1	86	87	4	0	0	0	1	1	1
	73	7	105	112	15	0	0	1	0	0	0	1
	CHANGE	6-	19-	25-	11-	0	0	1-	0	1+	1+	0
	STATE POLICE	74	23	156	179	6	1	20	1	0	1	0
	73	14	196	209	6	0	10	1	0	0	1	4
	CHANGE	10+	40-	30-	0	1+	10+	0	0	0	0	4-
	MUNICIPAL	74	30	392	422	2	0	2	0	0	10	1
	73	5	313	318	4	0	1	0	0	0	0	2
	CHANGE	25+	79+	104+	2-	0	1+	0	0	0	10+	1-
SPENCER PD	74	30	392	422	2	0	2	0	0	0	10	1
	73	5	313	318	4	0	1	0	0	0	0	2
	CHANGE	25+	79+	104+	2-	0	1+	0	0	0	10+	1-
*****												
SUMMERS CTY	TOTAL	74	17	607	624	2	1	0	0	9	0	0
	73	17	808	825	8	0	2	0	0	2	1	1
	CHANGE	0	201-	201-	6-	1+	2-	0	0	7+	1-	1-
*****												
	RURAL	74	12	193	205	2	1	0	0	4	0	0
	73	14	200	214	8	0	0	0	0	2	1	0
	CHANGE	2-	7-	9-	6-	1+	0	0	0	2+	1-	0
	SHERIFF	74	0	0	0	0	0	0	0	0	0	0
	73	0	0	0	0	0	0	0	0	0	0	0
	CHANGE	0	0	0	0	0	0	0	0	0	0	0
	STATE POLICE	74	12	193	205	2	1	0	0	4	0	0
	73	14	200	214	8	0	0	0	0	2	1	0
	CHANGE	2-	7-	9-	6-	1+	0	0	0	2+	1-	0
	MUNICIPAL	74	5	414	419	0	0	0	0	5	0	0
	73	3	608	611	0	0	2	0	0	0	0	1
	CHANGE	2+	194-	192-	0	0	2-	0	0	5+	0	1-
HINTON PD	74	5	414	419	0	0	0	0	0	5	0	0
	73	3	608	611	0	0	2	0	0	0	0	1
	CHANGE	2+	194-	192-	0	0	2-	0	0	5+	0	1-
*****												
TAYLOR CTY	TOTAL	74	25	501	526	49	0	0	118	6	2	5
	73	19	376	395	20	0	3	82	1	0	1	4
	CHANGE	6+	125+	131+	29+	0	3-	36+	5+	2+	4+	2+
*****												
	RURAL	74	13	331	344	49	0	0	118	6	2	5
	73	8	231	239	20	0	3	82	1	0	1	4
	CHANGE	5+	100+	105+	29+	0	3-	36+	5+	2+	4+	1+
	SHERIFF	74	13	158	171	42	0	0	1	6	1	5
	73	7	130	137	20	0	3	5	1	0	0	2
	CHANGE	6+	28+	34+	22+	0	3-	4-	5+	1+	5+	2+
	STATE POLICE	74	0	173	173	7	0	0	117	0	1	0
	73	1	101	102	0	0	0	77	0	0	1	2
	CHANGE	1-	72+	71+	7+	0	0	40+	0	1+	1-	1-
	MUNICIPAL	74	12	170	182	0	0	0	0	0	0	1
	73	11	145	156	0	0	0	0	0	0	0	0
	CHANGE	1+	25+	26+	0	0	0	0	0	0	0	1+
GRAFTON PD	74	12	170	182	0	0	0	0	0	0	0	1
	73	11	145	156	0	0	0	0	0	0	0	0
	CHANGE	1+	25+	26+	0	0	0	0	0	0	0	1+
*****												
TUCKER CTY	TOTAL	74	27	140	167	22	0	1	21	0	1	4
	73	18	183	201	27	0	1	28	1	0	11	1
	CHANGE	9+	43-	34-	5-	0	0	7-	1-	1+	7-	1+
*****												
	RURAL	74	26	102	128	14	0	1	21	0	1	4
	73	12	142	154	24	0	1	28	1	0	11	1
	CHANGE	14+	40-	26-	10-	0	0	7-	1-	1+	7-	0
	SHERIFF	74	3	4	7	2	0	0	0	0	0	0
	73	2	19	21	1	0	0	0	1	0	0	0
	CHANGE	1+	15-	14-	1+	0	0	0	1-	0	0	0
	STATE POLICE	74	23	98	121	12	0	1	21	0	1	4
	73	10	123	133	23	0	1	28	0	0	11	1
	CHANGE	13+	25-	12-	11-	0	0	7-	0	1+	7-	0
	MUNICIPAL	74	1	38	39	8	0	0	0	0	0	1
	73	6	41	47	3	0	0	0	0	0	0	0
	CHANGE	5-	3-	8-	5+	0	0	0	0	0	0	1+
PARSONS PD	74	1	27	28	0	0	0	0	0	0	0	0
	73	0	17	17	0	0	0	0	0	0	0	0
	CHANGE	1+	10+	11+	0	0	0	0	0	0	0	0

CJMI VIC	SFX OFFENSES	PART II NARCOTIC AND DRUG	GAMBLING	ARRESTS FAMILY OFFENSES	BY CHARGE DRIVING VIOL	AHD LTOJDR LAWS	ADJFCY DUIK- EVNESS	DIS DIS CONDUCT	VALR FAMILY	JT PR OFFENSE	SUSPICIT LCLTLP	LCITLP	CL- A4475
0	0	0	0	0	0	0	0	0	0	0	0	0	0
0	0	0	0	0	0	0	0	0	0	0	0	0	0
0	0	0	0	0	0	0	0	0	0	0	0	0	0
0	0	0	0	0	0	0	0	0	0	0	0	0	0
0	0	0	0	0	0	0	0	0	0	0	0	0	0
0	0	0	0	0	0	0	0	0	0	0	0	0	0
0	0	0	0	0	0	0	0	0	0	0	0	0	0
0	1	4	4	29	26	0	417	7	0	1+	0	0	0
0	2	2	0	8	59	0	406	1	1	1J+	0	0	0
0	1-	2+	4+	21+	33-	0	11+	6+	1-	31+	0	0	4+
0	1	2	0	25	13	0	91	1	0	91	0	0	0
0	1	1	0	5	25	0	166	0	0	73	0	0	0
0	0	1+	0	20+	12-	0	75-	1+	0	12+	0	0	1+
0	0	0	0	16	3	0	56	1	0	+	0	0	0
0	0	0	0	4	10	0	78	1+	0	1	0	0	2
0	0	0	0	17+	7-	0	22-	1+	0	3+	0	0	2-
0	1	2	0	9	10	0	35	0	0	47	0	0	0
0	1	1	0	1	15	0	88	0	0	74	0	0	0
0	0	1+	0	8+	5-	0	53-	0	0	3+	0	0	3+
0	0	2	4	4	13	0	326	6	0	49	0	0	3
0	1	1	0	3	3+	0	240	1	1	30	0	0	0
0	1-	1+	4+	1+	21-	0	86+	5+	1-	19+	0	0	3+
0	0	2	4	4	13	0	326	6	0	47	0	0	3
0	1	1	0	3	3+	0	240	1	1	30	0	0	0
0	1-	1+	4+	1+	21-	0	86+	5+	1-	19+	0	0	3+
0	2	13	8	0	24	4	484	23	0	5J	0	0	4
0	0	0	3	0	43	1	664	19	0	7+	0	0	2
0	2+	13+	5+	0	13-	3+	180-	4+	0	27-	0	0	2+
0	2	13	8	0	2	4	117	0	0	50	0	0	2
0	0	0	3	0	19	1	116	0	0	62	0	0	2
0	2+	13+	5+	0	17-	3+	1+	0	0	12-	0	0	0
0	0	0	0	0	0	0	0	0	0	0	0	0	0
0	0	0	0	0	0	0	0	0	0	0	0	0	0
0	0	0	0	0	0	0	0	0	0	0	0	0	0
0	2	13	8	0	2	4	117	0	0	50	0	0	2
0	0	0	3	0	19	1	116	0	0	62	0	0	2
0	2+	13+	5+	0	17-	3+	1+	0	0	12-	0	0	0
0	0	0	0	0	22	0	367	23	0	0	0	0	2
0	0	0	0	0	24	0	548	19	0	17	0	0	0
0	0	0	0	0	2-	0	181-	4+	0	17-	0	0	2+
0	0	0	0	0	22	0	367	23	0	0	0	0	2
0	0	0	0	0	24	0	548	19	0	17	0	0	0
0	0	0	0	0	2-	0	181-	4+	0	17-	0	0	2+
0	2	9	0	13	20	2	237	11	6	28	0	9	3
0	0	0	1	12	17	0	194	15	2	30	0	8	3
0	2+	9+	1-	1+	1+	2+	43+	4-	4+	2-	0	1+	0
0	2	9	0	13	13	2	88	1	4	2+	0	1	2
0	0	0	1	12	17	0	67	7	0	20	0	1	3
0	2+	9+	1-	1+	4-	2+	21+	6-	4+	4+	0	0	1-
0	2	9	0	9	8	2	61	1	4	13	0	1	2
0	0	0	1	11	13	0	51	7	0	19	0	1	3
0	2+	9+	1-	2-	5-	2+	10+	6-	4+	6-	0	0	1-
0	0	0	0	4	5	0	27	0	0	11	0	0	0
0	0	0	0	1	4	0	16	0	0	1	0	0	0
0	0	0	0	3+	1+	0	11+	0	0	10+	0	0	0
0	0	0	0	0	7	0	149	10	2	4	0	8	1
0	0	0	0	0	2	0	127	8	2	10	0	7	0
0	0	0	0	0	5+	0	22+	2+	0	8-	0	1+	1+
0	0	0	0	0	7	0	149	10	2	4	0	8	1
0	0	0	0	0	2	0	127	8	2	10	0	7	0
0	0	0	0	0	5+	0	22+	2+	0	8-	0	1+	1+
0	0	0	0	11	13	0	49	3	0	34	0	0	6
0	0	11	0	1	32	2	47	3	0	31	0	0	5
0	0	11-	0	10+	19-	2-	2+	0	0	3+	0	0	1+
0	0	0	0	11	11	0	25	0	0	33	0	0	6
0	0	11	0	1	21	1	27	1	0	25	0	0	1
0	0	11-	0	10+	10-	1-	2-	1-	0	8+	0	0	5+
0	0	0	0	0	0	0	2	0	0	3	0	0	0
0	0	0	0	1	0	0	5	1	0	12	0	0	0
0	0	0	0	1-	0	0	3-	1-	0	9-	0	0	0
0	0	0	0	11	11	0	23	0	0	30	0	0	6
0	0	11	0	0	21	1	22	0	0	13	0	0	1
0	0	11-	0	11+	10-	1-	1+	0	0	17+	0	0	5+
0	0	0	0	0	2	0	24	3	0	1	0	0	0
0	0	0	0	0	11	1	20	2	0	6	0	0	6
0	0	0	0	0	9-	1-	4+	1+	0	5-	0	0	4-
0	0	0	0	0	2	0	22	3	0	1	0	0	0
0	0	0	0	0	6	0	8	1	0	2	0	0	0
0	0	0	0	0	4-	0	14+	2+	0	1-	0	0	0

PART II ARRESTS BY CHARGE AND AGENCY TYPE

		JUVENILE	ADULTS	GRAND TOTAL	OTHER ASSAULTS	ARSON	FORGERY	FRAUD	EMFZZLE	STOLEN PROPERTY	VANDAL	ILLEGAL WEAPONS
THOMAS PD	74	0	11	11	3	0	0	3	0	0	7	1
	73	6	24	30	3	0	0	3	0	7	7	0
	CHANGE	6-	13-	19-	5+	0	0	0	0	0	0	1+
*****												
TYLER CTY	TOTAL	74	6	134	140	2	0	0	3	0	1	3
	73	9	163	172	12	0	1	8	0	0	0	1
	CHANGE	3-	29-	32-	10-	0	1-	8-	3	0	1+	1-
*****												
	RURAL	74	6	47	53	2	0	0	0	0	1	0
	73	7	55	62	12	0	1	8	0	0	0	1
	CHANGE	1-	8-	9-	10-	0	1-	8-	3	0	1+	1-
	SHERIFF	74	2	0	2	0	0	0	0	0	0	0
	73	0	3	3	0	0	0	3	0	0	0	1
	CHANGE	2+	3-	1-	0	0	0	3	0	0	0	1-
	STATE POLICE	74	4	47	51	2	0	0	3	0	1	0
	73	7	52	59	12	0	1	8	3	0	0	0
	CHANGE	3-	5-	8-	10-	0	1-	8-	0	0	1+	0
	MUNICIPAL	74	0	87	87	0	0	0	0	0	0	0
	73	2	108	110	0	0	0	108	0	0	0	0
	CHANGE	2-	21-	23-	0	0	0	0	0	0	0	0
	PADEN CITY PD	74	0	70	70	0	0	0	0	0	0	0
	73	0	91	91	0	0	0	0	0	0	0	0
	CHANGE	0	21-	21-	0	0	0	0	0	0	0	0
	SISTERSVILLE PD	74	0	17	17	0	0	0	0	0	0	0
	73	2	17	19	0	0	0	3	0	0	0	0
	CHANGE	2-	0	2-	0	0	0	0	0	0	0	0
	MIDDLEBOURNE PD	74	0	0	0	0	0	0	0	3	0	0
	73	0	0	0	0	0	0	0	0	0	0	0
	CHANGE	0	0	0	0	0	0	0	0	0	0	0
*****												
UPSMUR CTY	TOTAL	74	23	803	826	26	2	8	30	0	5	9
	73	28	721	749	53	0	1	20	0	0	3	7
	CHANGE	5-	82+	77+	27-	2+	7+	10+	0	5+	7-	2+
*****												
	RURAL	74	23	619	642	26	2	8	30	0	5	9
	73	20	535	555	52	0	1	23	3	0	10	7
	CHANGE	3+	84+	87+	26-	2+	7+	10+	0	5+	7-	2+
	SHERIFF	74	11	414	425	9	0	0	0	1	0	1
	73	1	275	276	19	0	0	0	3	0	0	0
	CHANGE	10+	139+	149+	10-	0	0	0	0	1+	0	1+
	STATE POLICE	74	12	205	217	17	2	8	30	0	4	8
	73	19	260	279	33	0	1	20	0	0	10	7
	CHANGE	7-	55-	62-	16-	2+	7+	10+	0	4+	7-	1+
	MUNICIPAL	74	0	184	184	0	0	0	0	0	0	0
	73	8	186	194	1	0	0	0	3	0	0	0
	CHANGE	8-	2-	10-	1-	0	0	0	3	0	0	0
	BUCKHANNON PD	74	0	184	184	0	0	0	0	0	0	0
	73	8	186	194	1	0	0	0	0	0	0	0
	CHANGE	8-	2-	10-	1-	0	0	0	0	0	0	0
*****												
MAYNE CTY	TOTAL	74	69	839	908	2	4	2	0	4	0	6
	73	79	1026	1105	9	1	0	1	2	0	3	7
	CHANGE	10-	187-	197-	7-	3+	0	1+	2-	4+	3-	1-
*****												
	RURAL	74	66	547	613	2	4	0	2	0	0	5
	73	77	649	726	7	0	0	1	2	0	3	7
	CHANGE	11-	102-	113-	5-	4+	0	1+	2-	4+	3-	2-
	SHERIFF	74	54	354	408	1	1	0	0	4	0	3
	73	46	384	430	2	0	0	1	0	0	2	2
	CHANGE	8+	30-	22-	1-	1+	0	0	1-	4+	2-	1+
	STATE POLICE	74	12	193	205	1	3	0	2	0	0	2
	73	31	265	296	5	0	0	1	1	0	1	5
	CHANGE	19-	72-	91-	4-	3+	0	1+	1-	0	1-	3-
	MUNICIPAL	74	3	292	295	0	0	0	0	0	0	1
	73	2	377	379	2	1	0	0	0	0	0	0
	CHANGE	1+	85-	84-	2-	1-	0	0	0	0	0	1+
	CEREDO PD	74	3	115	118	0	0	0	0	0	0	1
	73	2	132	134	2	1	0	0	0	0	0	0
	CHANGE	1+	17-	16-	2-	1-	0	0	0	0	0	1+
	KENOVA PD	74	0	177	177	0	0	0	0	0	0	0
	73	0	228	228	0	0	0	0	0	0	0	0
	CHANGE	0	51-	51-	0	0	0	0	0	0	0	0
	MAYNE PD	74	0	0	0	0	0	0	0	0	0	0
	73	0	0	0	0	0	0	0	0	0	0	0
	CHANGE	0	0	0	0	0	0	0	0	0	0	0
	FORT GAY PD	74	0	0	0	0	0	0	0	0	0	0
	73	0	17	17	0	0	0	0	0	0	0	0
	CHANGE	0	17-	17-	0	0	0	0	0	0	0	0
*****												
WEBSTER CTY	TOTAL	74	90	452	542	12	0	3	27	0	1	4
	73	36	399	435	31	0	0	17	0	0	4	4
	CHANGE	54+	53+	107+	19-	0	3+	10+	0	1+	3-	0
*****												
	RURAL	74	48	314	362	12	0	3	27	0	1	4
	73	35	289	324	31	0	0	17	0	0	4	4
	CHANGE	13+	25+	38+	19-	0	3+	10+	0	0	3-	0



COML VICE	SPX OFFENSES	PART II			ARRESTS BY CHARGE			AND AGENCY TYPE			JISRD C INDIC	VAGRANCY	ITIN4 OFFENSES	SUSPICIOUS	CUTFEW LETTER	RJWA ADAYS
		MARCTIC AND DRUG	GAMBLING	FAMILY OFFENSES	DRIVING UND INFL	LIQUOR LAWS	DRUNK-EMNESS									
04702	0	0	0	0	0	0	0	2	0	0	0	0	0	0	0	0
	0	0	0	0	0	0	0	1	1	1	1	0	0	0	0	0
	0	0	0	0	0	0	5-	1-	10-	1-	0	0	0	0	0	0
048AL	0	0	2	0	1	10	0	72	25	0	21	0	0	0	0	0
	0	1	4	0	2	15	1	88	33	0	2	0	0	1	0	0
	0	1-	7-	0	1-	5-	1-	16-	8-	0	1+	0	0	1-	0	3+
048RU	0	0	0	0	1	9	0	13	0	0	21	0	0	0	0	6
	0	1	4	0	7	9	1	20	0	0	0	0	0	0	0	3
	0	1-	4-	0	1-	0	1-	7-	0	0	21+	0	0	0	0	3+
048SN	0	0	0	0	0	0	0	0	0	0	0	0	0	0	0	2
	0	1	0	0	0	0	0	1	0	0	0	0	0	0	0	0
	0	1-	0	0	0	0	0	1-	0	0	0	0	0	0	0	2+
048SP	0	0	0	0	1	9	0	13	0	0	21	0	0	0	0	4
	0	0	4	0	2	9	1	19	0	0	0	0	0	0	0	3
	0	0	4-	0	1-	0	1-	6-	0	0	21+	0	0	0	0	1+
04872	0	0	2	0	0	1	0	59	25	0	0	0	0	0	0	0
	0	0	0	0	0	6	0	68	33	0	2	0	0	1	0	0
	0	0	2+	0	0	5-	0	9-	8-	0	7-	0	0	1-	0	0
04801	0	0	0	0	0	0	0	46	24	0	0	0	0	0	0	0
	0	0	0	0	0	4	0	54	33	0	0	0	0	0	0	0
	0	0	0	0	0	4-	0	8-	9-	0	0	0	0	0	0	0
04802	0	0	2	0	0	1	0	13	1	0	0	0	0	0	0	0
	0	0	0	0	0	2	0	14	0	0	2	0	0	1	0	0
	0	0	7+	0	0	1-	0	1-	1+	0	2-	0	0	1-	0	0
04803	0	0	0	0	0	0	0	0	0	0	0	0	0	0	0	0
	0	0	0	0	0	0	0	0	0	0	0	0	0	0	0	0
	0	0	0	0	0	0	0	0	0	0	0	0	0	0	0	0
049AL	0	0	0	0	0	56	3	266	7	4	408	0	0	0	4	4
	0	0	11	0	3	85	8	278	5	0	705	0	0	0	3	3
	0	0	11-	0	3-	29-	5-	12-	3-	4+	1++	0	0	0	1+	1+
049RU	0	0	0	0	0	36	2	109	0	0	438	0	0	0	0	5
	0	0	11	0	7	73	8	106	0	0	202	0	0	0	0	3
	0	0	11-	0	2-	37-	6-	3+	0	0	146+	0	0	0	0	1+
049SN	0	0	0	0	0	4	0	23	0	0	383	0	0	0	0	4
	0	0	0	0	0	6	0	35	0	0	210	0	0	0	0	0
	0	0	0	0	0	2-	0	12-	0	0	107+	0	0	0	0	4+
049SP	0	0	0	0	0	32	2	86	0	0	25	0	0	0	0	0
	0	0	11	0	2	67	8	71	0	0	40	0	0	0	0	3
	0	0	11-	0	2-	35-	6-	15+	0	0	21-	0	0	0	0	3-
04972	0	0	0	0	0	20	1	157	2	4	0	0	0	0	0	0
	0	0	0	0	1	12	0	172	5	0	3	0	0	0	0	0
	0	0	0	0	1-	8+	1+	15-	3-	4+	3-	0	0	0	0	0
04901	0	0	0	0	0	20	1	157	2	4	0	0	0	0	0	0
	0	0	0	0	1	12	0	172	5	0	3	0	0	0	0	0
	0	0	0	0	1-	8+	1+	15-	3-	4+	3-	0	0	0	0	0
050AL	0	1	17	0	32	74	0	634	16	0	81	0	0	7	33	33
	0	3	9	8	25	45	1	896	18	0	63	0	0	0	20	20
	0	7-	3+	8-	7+	29+	1-	262-	2-	0	18+	0	0	7+	13+	13+
050RU	0	1	11	0	31	55	0	408	0	0	50	0	0	7	33	33
	0	3	3	8	24	42	1	567	0	0	36	0	0	0	20	20
	0	2-	8+	8-	7+	13+	1-	161-	0	0	1++	0	0	7+	13+	13+
050SD	0	1	6	0	31	9	0	280	0	0	37	0	0	7	28	28
	0	0	7	0	22	11	1	377	0	0	0	0	0	0	15	15
	0	1+	4+	0	9+	2-	1-	92-	0	0	37+	0	0	7+	13+	13+
050SP	0	0	5	0	0	46	0	128	0	0	14	0	0	0	5	5
	0	3	1	8	2	31	0	197	0	0	16	0	0	0	5	5
	0	3-	4+	8-	2-	15+	0	69-	0	0	23-	0	0	0	0	0
05077	0	0	1	0	1	19	0	226	16	0	31	0	0	0	0	0
	0	0	0	0	1	3	0	327	18	0	27	0	0	0	0	0
	0	0	1+	0	0	16+	0	101-	2-	0	4+	0	0	0	0	0
05001	0	0	0	0	1	2	0	91	3	0	70	0	0	0	0	0
	0	0	0	0	1	1	0	101	3	0	2+	0	0	0	0	0
	0	0	0	0	0	1+	0	10-	0	0	5-	0	0	0	0	0
05002	0	0	1	0	0	17	0	135	13	0	11	0	0	0	0	0
	0	0	0	0	0	2	0	210	15	0	1	0	0	0	0	0
	0	0	1+	0	0	15+	0	75-	2-	0	10+	0	0	0	0	0
05003	0	0	0	0	0	0	0	0	0	0	0	0	0	0	0	0
	0	0	0	0	0	0	0	0	0	0	0	0	0	0	0	0
	0	0	0	0	0	0	0	0	0	0	0	0	0	0	0	0
05004	0	0	0	0	0	0	0	0	0	0	0	0	0	0	0	0
	0	0	0	0	0	0	0	16	0	0	1	0	0	0	0	0
	0	0	0	0	0	0	0	16-	0	0	1-	0	0	0	0	0
051AL	0	0	18	0	52	29	6	236	28	2	77	0	0	23	28	28
	0	0	6	0	16	11	0	231	7	2	40	0	0	0	26	26
	0	0	12+	0	36+	18+	6+	5+	21+	0	4-	0	0	23+	2+	2+
051RU	0	0	10	0	52	16	6	135	21	1	40	0	0	6	28	28
	0	0	6	0	16	11	0	120	7	2	40	0	0	0	26	26
	0	0	4+	0	36+	5+	6+	15+	14+	1-	40-	0	0	6+	2+	2+

PART II ARRESTS BY CHARGE AND AGENCY TYPE

		JUVENILE	ADULTS	GRAND TOTAL	OTHER ASSAULTS	ARSON	FORGERY	FRAUD	EMBEZZLE	STOLEN PROPERTY	VANDAL	ILLEGAL WEAPONS
SHERIFF	74	38	151	189	2	0	3	2	0	0	0	0
	73	22	83	105	0	0	0	3	0	0	0	0
	CHANGE	16+	68+	84+	2+	0	3+	2+	0	0	0	0
STATE POLICE	74	10	163	173	10	0	0	25	0	0	1	4
	73	13	206	219	31	0	0	17	0	0	4	4
	CHANGE	3-	43-	46-	21-	0	0	8+	0	0	3-	0
MUNICIPAL	74	42	138	180	0	0	0	0	0	1	0	0
	73	1	110	111	0	0	0	0	0	0	0	0
	CHANGE	41+	28+	69+	0	0	0	0	0	1+	0	0
WEBSTER SPRINGS PD	74	1	110	111	0	0	0	0	0	0	0	0
	73	1	110	111	0	0	0	0	0	0	0	0
	CHANGE	0	0	0	0	0	0	0	0	0	0	0
COMEN PD	74	41	28	69	0	0	0	0	0	1	0	0
	73	0	0	0	0	0	0	0	0	0	0	0
	CHANGE	41+	28+	69+	0	0	0	0	0	1+	0	0
*****												
MEZEL CTY	TOTAL	74	37	392	429	21	0	0	1	5	5	4
	73	43	331	374	2	3	2	71	0	3	0	6
	CHANGE	6-	61+	55+	19+	3-	2-	70-	0	2+	5+	2-
*****												
RURAL	74	21	273	294	21	0	0	1	0	2	1	3
	73	9	209	218	2	3	1	71	0	0	0	6
	CHANGE	12+	64+	76+	19+	3-	1-	70-	0	2+	1+	3-
SHERIFF	74	1	4	5	0	0	0	0	0	0	0	0
	73	0	1	1	0	0	0	0	0	0	0	0
	CHANGE	1+	3+	4+	0	0	0	0	0	0	0	0
STATE POLICE	74	20	269	289	21	0	0	1	0	2	1	3
	73	9	208	217	2	3	1	71	0	0	0	6
	CHANGE	11+	61+	72+	19+	3-	1-	70-	0	2+	1+	3-
MUNICIPAL	74	16	119	135	0	0	0	0	0	3	4	1
	73	34	122	156	0	0	1	0	0	3	0	0
	CHANGE	18-	3-	21-	0	0	1-	0	0	0	4+	1+
HUNDRED PD	74	0	0	0	0	0	0	0	0	0	0	0
	73	0	0	0	0	0	0	0	0	0	0	0
	CHANGE	0	0	0	0	0	0	0	0	0	0	0
NEW MARTINSVILLE PD	74	14	119	133	0	0	0	0	0	3	4	1
	73	34	122	156	0	0	1	0	0	3	0	0
	CHANGE	20-	3-	23-	0	0	1-	0	0	0	4+	1+
PINE GROVE PD	74	2	0	2	0	0	0	0	0	0	0	0
	73	0	0	0	0	0	0	0	0	0	0	0
	CHANGE	2+	0	2+	0	0	0	0	0	0	0	0
*****												
MIRT CTY	TOTAL	74	7	83	90	5	0	0	0	0	2	0
	73	11	83	94	4	0	0	0	0	1	3	0
	CHANGE	4-	0	4-	1+	0	0	0	0	1-	1-	0
*****												
RURAL	74	7	80	87	5	0	0	0	0	0	2	0
	73	11	83	94	4	0	0	0	0	1	3	0
	CHANGE	4-	3-	7-	1+	0	0	0	0	1-	1-	0
SHERIFF	74	1	2	3	0	0	0	0	0	0	0	0
	73	0	0	0	0	0	0	0	0	0	0	0
	CHANGE	1+	2+	3+	0	0	0	0	0	0	0	0
STATE POLICE	74	6	78	84	5	0	0	0	0	0	2	0
	73	11	83	94	4	0	0	0	0	1	3	0
	CHANGE	5-	5-	10-	1+	0	0	0	0	1-	1-	0
MUNICIPAL	74	0	3	3	0	0	0	0	0	0	0	0
	73	0	0	0	0	0	0	0	0	0	0	0
	CHANGE	0	3+	3+	0	0	0	0	0	0	0	0
ELIZABETH PD	74	0	3	3	0	0	0	0	0	0	0	0
	73	0	0	0	0	0	0	0	0	0	0	0
	CHANGE	0	3+	3+	0	0	0	0	0	0	0	0
*****												
WOOD CTY	TOTAL	74	276	2994	3270	144	3	20	34	0	21	40
	73	179	2305	2484	125	3	8	16	0	4	24	21
	CHANGE	97+	689+	786+	19+	0	12+	18+	0	4-	3-	19+
*****												
RURAL	74	75	782	857	35	1	13	20	0	0	4	8
	73	57	624	681	23	2	3	5	0	2	3	5
	CHANGE	18+	158+	176+	12+	1-	10+	15+	0	2-	1+	3+
SHERIFF	74	46	378	424	14	1	13	17	0	0	2	5
	73	36	342	368	13	0	3	4	0	2	3	3
	CHANGE	10+	46+	56+	5+	1+	10+	13+	0	2-	1-	2+
STATE POLICE	74	29	404	433	17	0	0	3	0	0	2	3
	73	21	292	313	10	2	0	1	0	0	0	2
	CHANGE	8+	112+	120+	7+	2-	0	2+	0	0	2+	1+
MUNICIPAL	74	201	2212	2413	109	2	7	14	0	0	17	32
	73	122	1681	1803	102	1	5	11	0	2	21	16
	CHANGE	79+	531+	610+	7+	1+	2+	3+	0	2-	4-	16+
PARKERSBURG PD	74	175	2100	2275	102	2	5	14	0	0	16	30
	73	97	1615	1712	101	0	5	11	0	2	21	16
	CHANGE	78+	485+	563+	1+	2+	0	3+	0	2-	5-	14+
VIENNA PD	74	24	84	108	4	0	2	0	0	0	0	1
	73	15	46	61	0	1	0	0	0	0	0	0
	CHANGE	9+	38+	47+	4+	1-	2+	0	0	0	0	1+

COML VICF	SEX OFFENSES	PART II NARCOTIC GAMBLING AND DRUG	ARRESTS BY CHARGE FAMILY DRIVING OFFENSES UND INFL	AND AGENCY TYPE LIQUOR LAWNS	DISJRD CONDUCT	VAG-ANCLY	ITHE OFFENSES	SUSPICIO LICIFER	ADJ- A-AY				
0	0	1	0	24	6	4	92	11	J	15	J	6	23
0	0	1	0	3	0	0	68	0	J	11	0	J	22
0	0	0	0	21+	6+	4+	24+	11+	0	4+	0	6+	1+
0	0	9	0	28	10	2	43	10	1	25	0	J	5
0	0	5	0	13	11	0	52	7	2	4+	J	J	4
0	0	4+	0	15+	1-	2+	9-	3+	1-	4+-	0	J	1+
0	0	8	0	0	13	0	101	7	1	32	0	17	0
0	0	0	0	0	0	0	111	0	J	0	0	0	0
0	0	8+	0	0	13+	0	10-	7+	1+	2+	0	17+	0
0	0	1	0	0	13	J	95	2	0	0	0	J	J
0	0	0	0	0	0	0	111	0	0	J	0	J	0
0	0	1+	0	0	13+	0	16-	2+	J	J	0	0	0
0	0	7	0	0	0	0	6	5	1	32	0	17	0
0	0	0	0	0	0	0	0	0	J	0	0	J	J
0	0	7+	0	0	0	0	6+	5+	1+	32+	0	17+	0
*****													
0	3	35	5	11	41	4	129	5	1	136	0	6	17
0	0	32	1	0	40	16	171	2	2	12+	0	8	3
0	3+	3+	4+	11+	1+	12-	42-	3+	1-	12+	0	2-	14+
*****													
0	3	34	5	11	16	4	43	3	0	132	0	0	15
0	0	22	1	0	21	3	78	0	0	0	0	0	1
0	3+	12+	4+	11+	5-	1+	35-	3+	0	123+	0	0	14+
0	0	5	0	0	0	0	0	J	J	0	0	0	0
0	0	1	0	0	0	0	0	0	0	0	0	0	0
0	0	4+	0	0	0	0	0	0	0	0	0	0	0
0	3	29	5	11	16	4	43	3	0	132	0	0	15
0	0	21	1	0	21	3	78	0	J	9	0	0	1
0	3+	8+	4+	11+	5-	1+	35-	3+	J	123+	0	0	14+
0	0	1	0	0	25	0	86	2	1	4	0	6	2
0	0	10	0	0	19	13	93	2	2	3	0	2	2
0	0	7-	0	0	6+	13-	7-	0	1-	1+	0	2-	0
0	0	0	0	0	0	0	0	0	0	0	0	0	0
0	0	0	0	0	0	0	0	0	0	0	0	0	0
0	0	0	0	0	0	0	0	0	0	0	0	0	0
0	0	1	0	0	25	0	86	2	1	2	0	6	2
0	0	10	0	0	19	13	93	2	2	3	0	2	2
0	0	9-	0	0	6+	13-	7-	0	1-	1-	0	2-	0
0	0	0	0	0	0	0	0	0	0	2	0	0	0
0	0	0	0	0	0	0	0	0	0	0	0	0	0
0	0	0	0	0	0	0	0	0	0	2+	0	0	0
*****													
0	0	1	0	3	14	0	32	0	0	23	0	0	5
0	0	2	0	1	10	0	37	0	J	31	0	0	5
0	0	1-	0	2+	4+	0	5-	0	J	3-	0	0	0
*****													
0	0	1	0	3	14	0	29	0	J	28	0	0	5
0	0	2	0	1	10	0	37	0	0	31	0	0	5
0	0	1-	0	2+	4+	0	8-	0	0	3-	0	0	0
0	0	0	0	J	2	0	0	J	0	0	0	0	1
0	0	0	0	0	0	0	0	0	0	0	0	0	0
0	0	0	0	J	7+	0	0	J	0	0	0	0	1+
0	0	1	0	3	12	0	29	0	0	28	0	0	6
0	0	2	0	1	10	0	37	0	0	31	0	0	5
0	0	1-	0	2+	2+	0	8-	0	0	3-	0	0	1-
0	0	0	0	0	0	0	3	0	0	0	0	0	0
0	0	0	0	0	0	0	0	0	0	0	0	0	0
0	0	0	0	0	0	0	3+	0	J	0	0	0	0
0	0	0	0	0	0	0	3	0	0	0	0	0	0
0	0	0	0	0	0	0	0	J	J	J	0	0	0
0	0	0	0	0	0	0	3+	0	J	J	0	0	0
*****													
2	13	52	0	1	181	22	2076	35	2	530	0	5	89
6	10	87	16	9	136	13	1545	26	5	357	0	7	66
4-	3+	35-	16-	8-	45+	9+	531+	9+	3-	175+	0	2-	23+
*****													
0	0	13	0	0	42	11	236	0	0	432	0	5	37
0	1	37	1	7	47	3	228	J	0	288	0	0	23
0	1-	24-	1-	7-	5-	8+	8+	3-	0	144+	0	5+	14+
0	0	11	0	0	9	11	88	J	0	227	0	5	17
0	0	7	1	6	11	3	98	3	0	142	0	0	19
0	0	4+	1-	6-	2-	8+	10-	3-	0	35+	0	5+	2-
0	0	2	0	0	33	0	148	0	0	205	0	0	20
0	1	30	0	1	36	0	130	0	0	36	0	0	4
0	1-	28-	0	1-	3-	0	18+	0	J	109+	0	0	16+
2	13	39	0	1	139	11	1840	35	2	98	0	0	52
6	9	50	15	2	89	10	1317	23	5	67	0	7	43
4-	4+	11-	15-	1-	50+	1+	523+	12+	3-	29+	0	7-	9+
7	13	33	0	1	100	11	1787	27	2	30	0	0	40
6	8	48	15	2	64	9	1293	15	5	61	0	0	30
4-	5+	15-	15-	1-	36+	2+	494+	12+	3-	29+	0	0	10+
0	0	3	0	0	27	0	45	7	0	7	0	0	12
0	1	0	0	0	27	0	20	2	0	7	0	0	13
0	1-	3+	0	0	5+	0	25+	5+	J	5+	0	0	1-

PART II ARRESTS BY CHARGE AND AGENCY TYPE

		JUVENILE	ADULTS	GRAND TOTAL	OTHER ASSAULTS	ARSON	FORGERY	FRAUD	EMBEZZLE	STOLEN PROPERTY	VANDAL	ILLEGAL WEAPONS
WILLIAMSTOWN PD	74	2	24	30	3	0	0	0	0	0	1	1
	73	10	20	30	1	0	0	0	0	0	0	0
	CHANGE	8-	8+	0	2+	0	0	0	0	0	1+	1+
*****												
WYOMING CTY	TOTAL	74	104	836	940	40	1	0	10	0	5	19
	73	24	632	660	25	0	0	18	0	0	0	4
	CHANGE	76+	204+	280+	15+	1+	0	8-	0	5+	19+	7+
*****												
RURAL	74	67	521	588	30	1	0	10	0	1	14	8
	73	19	337	356	8	0	0	18	0	7	0	1
	CHANGE	48+	184+	232+	22+	1+	0	4-	0	1+	14+	7+
SHERIFF	74	46	374	420	18	0	0	2	0	1	0	8
	73	16	223	239	0	0	0	0	0	0	0	1
	CHANGE	30+	151+	181+	18+	0	0	2+	0	1+	0	7+
STATE POLICE	74	21	147	168	12	1	0	8	0	0	14	0
	73	3	114	117	8	0	0	18	0	0	0	0
	CHANGE	18+	33+	51+	4+	1+	0	10-	0	0	14+	0
MUNICIPAL	74	37	315	352	10	0	0	0	0	4	5	3
	73	9	295	304	17	0	0	0	0	0	0	3
	CHANGE	28+	20+	48+	7-	0	0	0	0	4+	5+	0
MULLENS PD	74	8	21	29	0	0	0	0	0	4	5	0
	73	0	0	0	0	0	0	0	0	0	0	0
	CHANGE	8+	21+	29+	0	0	0	0	0	4+	5+	0
PINEVILLE PD	74	0	82	82	0	0	0	0	0	0	0	0
	73	0	46	46	0	0	0	0	0	0	0	0
	CHANGE	0	36+	36+	0	0	0	0	0	0	0	0
OCEANA PD	74	29	212	241	10	0	0	0	0	0	0	3
	73	9	249	258	17	0	0	0	0	0	0	3
	CHANGE	20+	37-	17-	7-	0	0	0	0	0	0	0

CCM VICE	SEX OFFENSES	PART II			OFFENSES BY CHARGE AND AGENCY TYPE				DISC SUBJECT	VARIANCE	OTHER OFFENSES	SUSPIC OFFENSES	CUMUL OFFENSES	TOTAL OFFENSES
		NARCOTIC AND DRUG	GAMBLING	FAMILY OFFENSES	DRIVING VIOLENT	LIQUOR LAWS	DRUNK OFFENSES							
0	0	3	0	0	12	0	4	1	0	1	0	0	0	
0	0	2	0	0	3	1	4	6	0	6	0	7	0	
0	0	1+	0	0	9+	1-	4+	5-	0	3-	0	7-	0	
*****														
0	1	47	0	1	38	24	547	32	1	150	0	0	12	
0	0	1	14	2	18	1	413	25	0	136	0	0	3	
0	1+	46+	1-	1-	20+	23+	134+	7+	1+	1+	0	0	13+	
*****														
0	1	43	0	0	26	21	249	6	1	12+	0	0	12	
0	0	0	13	2	10	0	179	1+	0	133	0	0	3	
0	1+	43+	13-	2-	16+	21+	110+	13-	1+	22+	0	0	3+	
0	1	37	0	0	14	20	209	0	1	100	0	0	9	
0	0	0	0	0	7	0	152	0	0	47	0	0	2	
0	1+	37+	0	0	12+	20+	57+	0	1+	14+	0	0	7+	
0	0	6	0	0	12	1	30	6	0	25	0	0	3	
0	0	0	13	2	8	0	27	19	0	21	0	0	1	
0	0	6+	13-	2-	4+	1+	53+	13-	0	+	0	0	2+	
0	0	4	0	1	12	3	254	26	0	75	0	0	1	
0	0	1	1	0	8	1	234	6	0	33	0	0	0	
0	0	3+	1-	1+	4+	2+	24+	20+	0	8-	0	0	1+	
0	0	0	0	0	0	0	17	2	0	0	0	0	1	
0	0	0	0	0	0	0	0	0	0	0	0	0	0	
0	0	0	0	0	0	0	17+	7+	0	0	0	0	1+	
0	0	0	0	0	0	0	87	0	0	0	0	0	0	
0	0	0	0	0	0	0	46	0	0	0	0	0	0	
0	0	0	0	0	0	0	36+	0	0	0	0	0	0	
0	0	4	0	1	12	3	159	24	0	25	0	0	0	
0	0	1	1	0	8	1	188	6	0	33	0	0	0	
0	0	3+	1-	1+	4+	2+	29-	18+	0	8-	0	0	0	



# **UNIFORM CRIME REPORTING CONTRIBUTOR PARTICIPATION**

This section of the report indicates the participation of West Virginia law enforcement agencies contributing to the Uniform Crime Reporting Program.

An "X" indicates that the specific agency (or group of agencies in the case of multiple State Police Detachments within the County) submitted UCR Reports for the corresponding month of 1974.

WEST VIRGINIA CONTRIBUTOR PARTICIPATION

JANUARY THRU DECEMBER 1974

AGENCY	JAN	FEB	MAR	APR	MAY	JUN	JUL	AUG	SEP	OCT	NOV	DEC
BARBOUR CTY												
SHERIFF	X	X	X	X	X	X	X	X	X	X	X	X
STATE POLICE	X	X	X	X	X	X	X	X	X	X	X	X
BELLINGTON PD	X	X	X	X	X	X	X	X	X	X	X	X
PHILIPPT PD	X	X	X	X	X	X	X	X	X	X	X	X
BERKELEY CTY												
SHERIFF	X	X	X	X	X	X	X	X	X	X	X	X
STATE POLICE	X	X	X	X	X	X	X	X	X	X	X	X
MARTINSBURG PD	X	X	X	X	X	X	X	X	X	X	X	X
BOND CTY												
SHERIFF	X	X	X	X	X	X	X	X	X	X	X	X
STATE POLICE	X	X	X	X	X	X	X	X	X	X	X	X
MADISON PD	X	X	X	X	X	X	X	X	X	X	X	X
WHITESVILLE PD	X	X	X	X	X	X	X	X	X	X	X	X
BRAXTON CTY												
SHERIFF	X	X	X	X	X	X	X	X	X	X	X	X
STATE POLICE	X	X	X	X	X	X	X	X	X	X	X	X
GASSAWAY PD	X	X	X	X	X	X	X	X	X	X	X	X
SUTTON PD	X	X	X	X	X	X	X	X	X	X	X	X
BURNSVILLE PD					X	X	X	X	X	X	X	X
BROOK CTY												
SHERIFF	X	X	X	X	X	X	X	X	X	X	X	X
STATE POLICE	X	X	X	X	X	X	X	X	X	X	X	X
FOLIANSREE PD	X	X	X	X	X	X	X	X	X	X	X	X
WELLSBURG PD	X	X	X	X	X	X	X	X	X	X	X	X
CABELL CTY												
SHERIFF	X	X	X	X	X	X	X	X	X	X	X	X
STATE POLICE	X	X	X	X	X	X	X	X	X	X	X	X
BARBOURSVILLE PD	X	X	X	X	X	X	X	X	X	X	X	X
HUNTINGTON PD	X	X	X	X	X	X	X	X	X	X	X	X
MILTON PD	X			X	X				X	X		X
CALHOUN CTY												
SHERIFF	X	X	X	X	X	X	X	X	X	X	X	X
STATE POLICE	X	X	X	X	X	X	X	X	X	X	X	X
GRANTSVILLE PD	X	X	X	X		X	X	X	X	X	X	X
CLAY CTY												
SHERIFF	X	X	X	X	X	X	X	X	X	X	X	X
STATE POLICE	X	X	X	X	X	X	X	X	X	X	X	X
CLAY PD	X	X	X	X	X	X	X	X	X	X	X	X
DODDRIDGE CTY												
SHERIFF	X	X	X	X	X	X	X	X	X	X	X	X
STATE POLICE	X	X	X	X	X	X	X	X	X	X	X	X
WEST UNION PD	X	X	X	X	X	X	X	X	X	X	X	X
FAYETTE CTY												
SHERIFF	X	X	X	X	X	X	X	X	X	X	X	X
STATE POLICE	X	X	X	X	X	X	X	X	X	X	X	X
ANSTAD PD	X	X	X						X	X	X	X
FAYETTEVILLE PD	X	X	X	X	X	X	X	X	X	X	X	X
MONTGOMERY PD	X	X	X	X	X	X		X	X	X	X	X
MOUNT HOPE PD	X	X	X	X	X	X	X	X	X	X	X	X



WEST VIRGINIA CONTRIBUTOR PARTICIPATION

JANUARY THRU DECEMBER 1974

AGENCY	JAN	FEB	MAR	APR	MAY	JUN	JUL	AUG	SEP	OCT	NOV	DEC
OAK HILL PD												
SMITHERS PD	X	X	X	X	X	X	X	X	X	X	X	X
GILMER CTY												
SHERIFF	X	X	X	X	X	X	X	X	X	X	X	X
STATE POLICE	X	X	X	X	X	X	X	X	X	X	X	X
GLENVILLE PD	X	X	X	X	X	X	X	X	X	X	X	X
GRANT CTY												
SHERIFF	X	X	X	X	X	X	X	X	X	X	X	X
STATE POLICE	X	X	X	X	X	X	X	X	X	X	X	X
PETERSBURG PD	X	X	X	X	X	X	X	X	X	X	X	X
GREENBRIER CTY												
SHERIFF	X	X	X	X	X	X	X	X	X	X	X	X
STATE POLICE	X	X	X	X	X	X	X	X	X	X	X	X
LEWISBURG PD	X	X	X	X	X	X	X	X	X	X	X	X
RAINFIELD PD	X	X	X	X	X	X	X	X	X	X	X	X
RONCFVERTE PD	X	X	X	X	X	X	X	X	X	X	X	X
WHITE SULPHUR SPRING	X	X	X	X	X	X	X	X	X	X	X	X
HAMPSHIRE CTY												
SHERIFF	X	X	X	X	X	X	X	X	X	X	X	X
STATE POLICE	X	X	X	X	X	X	X	X	X	X	X	X
ROMNEY PD	X	X	X	X	X	X	X	X	X	X	X	X
HANCOCK CTY												
SHERIFF	X	X	X	X	X	X	X	X	X	X	X	X
STATE POLICE	X	X	X	X	X	X	X	X	X	X	X	X
CHESTER PD	X	X	X	X	X	X	X	X	X	X	X	X
WEIRTON PD	X	X	X	X	X	X	X	X	X	X	X	X
NEW CUMBERLAND PD	X	X	X	X			X	X	X	X	X	X
HARDY CTY												
SHERIFF	X	X	X	X	X	X	X	X	X	X	X	X
STATE POLICE	X	X	X	X	X	X	X	X	X	X	X	X
MIDDPFIELD PD	X	X	X	X	X	X	X	X	X	X	X	X
HARRISON CTY												
SHERIFF	X	X	X	X	X	X	X	X	X	X	X	X
STATE POLICE	X	X	X	X	X	X	X	X	X	X	X	X
BRIDGEPORT PD	X	X	X	X	X	X	X	X	X	X	X	X
CLARKSBURG PD	X	X	X	X	X	X	X	X	X	X	X	X
SALEM PD		X	X	X	X	X	X	X	X	X	X	X
SHINNSTON PD												
STONEWOOD PD	X	X	X	X	X	X	X	X	X	X	X	X
ANDRE PD	X	X	X	X	X	X	X	X	X	X	X	X
NUTTER FURT PD	X	X	X	X	X	X	X	X	X	X	X	X
LUMBERPORT PD						X	X	X	X	X	X	X
JACKSON CTY												
SHERIFF	X	X	X	X	X	X	X	X	X	X	X	X
STATE POLICE	X	X	X	X	X	X	X	X	X	X	X	X
RAVENSWOOD PD	X	X	X	X	X	X	X	X	X	X	X	X
RIPLEY PD	X	X	X	X	X	X	X	X	X	X	X	X
JEFFERSON CTY												
SHERIFF	X	X	X	X	X	X	X	X	X	X	X	X
STATE POLICE	X	X	X	X	X	X	X	X	X	X	X	X

WEST VIRGINIA CONTRIBUTOR PARTICIPATION

JANUARY THRU DECEMBER 1974

AGENCY	JAN	FEB	MAR	APR	MAY	JUN	JUL	AUG	SEP	OCT	NOV	DEC
CHARLES TOWN PD	X	X	X	X	X	X	X	X	X	X	X	X
SHEPHERDSTOWN PD	X	X	X	X	X	X	X	X	X	X	X	X
RANSOM PD	X	X	X	X	X	X	X	X	X	X	X	X
KANAWHA CTY												
SHERIFF	X	X	X	X	X	X	X	X	X	X	X	X
STATE POLICE	X	X	X	X	X	X	X	X	X	X	X	X
BELL PD	X	X	X	X	X	X	X	X	X	X	X	X
CHARLESTON PD	X	X	X	X	X	X	X	X	X	X	X	X
DUNBAR PD	X	X	X	X	X	X	X	X	X	X	X	X
NITRO PD	X	X	X	X	X	X	X	X	X	X	X	X
ST ALBANS PD	X	X	X	X	X	X	X	X	X	X	X	X
SOUTH CHARLESTON PD	X	X	X	X	X	X	X	X	X	X	X	X
CHESAPEAKE PD	X	X	X	X	X	X	X	X	X	X	X	X
MARMET PD	X	X	X	X	X	X	X	X	X	X	X	X
FAST BANK PD	X	X	X	X	X	X	X	X		X	X	X
GLASGOW PD	X	X	X	X	X	X	X	X	X	X	X	X
CLIFDENNIN PD	X	X	X	X	X	X	X	X	X	X	X	X
CEDAR GROVE PD	X	X	X	X		X	X	X	X	X	X	
I FWIS CTY												
SHERIFF	X	X	X	X	X	X	X	X	X	X	X	X
STATE POLICE	X	X	X	X	X	X	X	X	X	X	X	X
WESTON PD	X	X	X	X	X	X	X	X	X	X	X	X
LINCOLN CTY												
SHERIFF	X	X	X	X	X	X		X	X	X		X
STATE POLICE	X	X	X	X	X	X	X	X	X	X	X	X
LOGAN CTY												
SHERIFF	X	X	X	X	X	X	X	X	X	X	X	X
STATE POLICE	X	X	X	X	X	X	X	X	X	X	X	X
LOGAN PD	X	X	X	X	X	X	X	X	X	X	X	X
MAN PD	X	X	X	X	X	X	X	X	X	X	X	X
MCDOWELL CTY												
SHERIFF	X	X	X	X	X	X	X	X	X	X	X	X
STATE POLICE	X	X	X	X	X	X	X	X	X	X	X	X
KEYSTONE PD												
WAR PD	X	X	X	X	X	X	X	X	X	X	X	X
WELCH PD	X	X	X	X	X	X	X	X	X	X	X	X
ANAWALT PD	X	X	X	X	X		X	X	X	X	X	X
GARY PD	X	X	X	X	X	X	X	X	X	X	X	X
NORTH FORK PD											X	X
DAVY PD												
KIMBALL PD												
IEAGER PD	X	X	X	X	X		X	X		X		X
MARION CTY												
SHERIFF	X	X	X	X	X	X	X	X	X	X	X	X
STATE POLICE	X	X	X	X	X	X	X	X	X	X	X	X
FAIRMONT PD	X	X	X	X	X	X	X	X	X	X	X	X
MANNINGTON PD	X	X	X	X	X	X	X	X	X	X	X	X
RIVESVILLE PD	X	X	X	X	X	X	X	X	X	X	X	X
MONONGAH PD	X	X	X	X	X	X	X	X	X	X	X	X
FAIRVIEW PD	X	X	X	X	X	X	X	X	X	X	X	X

WEST VIRGINIA CONTRIBUTOR PARTICIPATION

JANUARY THRU DECEMBER 1974

AGENCY	JAN	FEB	MAR	APR	MAY	JUN	JUL	AUG	SEP	OCT	NOV	DEC
FARMINGTON PD	X	X	X	X	X	X	X	X	X	X	X	X
GRANT TOWN PD	X	X	X	X	X	X	X	X		X	X	X
MARSHALL CTY												
SHERIFF	X	X	X	X	X	X	X	X	X	X	X	X
STATE POLICE	X	X	X	X	X	X	X	X	X	X	X	X
BENWOOD PD	X	X	X	X	X	X	X	X	X	X	X	X
CAMERON PD	X	X	X	X	X	X	X	X	X	X	X	X
GLENN DALE PD	X	X	X	X	X	X	X	X	X	X	X	X
MCMECHEN PD	X	X	X	X	X	X	X	X	X	X	X	X
MOUNDSVILLE PD	X	X	X	X	X	X	X	X	X	X	X	X
MASON CTY												
SHERIFF	X	X	X	X	X	X	X	X	X	X	X	X
STATE POLICE	X	X	X	X	X	X	X	X	X	X	X	X
POINT PLEASANT PD	X	X	X	X	X	X	X	X	X	X	X	X
NEW HAVEN PD	X	X	X	X	X	X	X	X	X	X	X	X
MASON PD	X	X	X	X	X		X	X	X	X	X	X
MERCER CTY												
SHERIFF	X	X	X	X	X	X	X	X	X	X	X	X
STATE POLICE	X	X	X	X	X	X	X	X	X	X	X	X
ATHENS PD	X	X	X	X	X	X	X	X	X	X	X	X
BLUFFIELD PD	X	X	X	X	X	X	X	X	X	X	X	X
PRINCETON PD	X	X	X	X	X	X	X	X	X	X	X	X
MATOAKA PD	X	X	X	X	X	X	X	X	X	X	X	X
BRAMWELL PD	X	X	X	X	X	X	X	X	X	X	X	X
MINERAL CTY												
SHERIFF	X	X	X	X	X	X	X	X	X	X	X	X
STATE POLICE	X	X	X	X	X	X	X	X	X	X	X	X
KEYSER PD	X	X	X	X	X	X	X	X	X	X	X	X
PIEDMONT PD	X	X	X	X	X		X	X			X	X
RIDGELEY PD	X	X	X	X	X	X	X	X	X	X	X	X
MINGO CTY												
SHERIFF	X	X	X			X						
STATE POLICE	X	X	X	X	X	X	X	X	X	X	X	X
GILBERT PD	X		X	X	X	X	X	X	X	X	X	X
WILLIAMSON PD	X	X	X	X	X	X	X	X		X	X	X
KERMIT PD	X	X	X	X	X	X	X		X	X	X	X
DELBARTON PD	X	X	X	X	X	X	X	X	X	X	X	X
MATEWAN PD									X	X		
MONONGALIA CTY												
SHERIFF	X	X	X	X	X	X	X	X	X	X	X	X
STATE POLICE	X	X	X	X	X	X	X	X	X	X	X	X
MORGANTOWN PD	X	X	X	X	X	X	X	X	X	X	X	X
STAR CITY PD	X	X	X	X	X	X	X	X	X	X	X	X
WESTOVER PD				X	X	X	X	X	X	X	X	X
OSAGE PD				X	X	X						
MONROE CTY												
SHERIFF	X	X	X	X	X	X	X	X	X	X	X	X
STATE POLICE	X	X	X	X	X	X	X	X	X	X	X	X
UNION PD	X	X	X	X	X	X	X	X	X	X	X	X
MORGAN CTY												

WEST VIRGINIA CONTRIBUTOR PARTICIPATION

JANUARY THRU DECEMBER 1974

AGENCY	JAN	FEB	MAR	APR	MAY	JUN	JUL	AUG	SEP	OCT	NOV	DEC
SHERIFF	X	X	X	X	X	X	X	X	X	X	X	X
STATE POLICE	X	X	X	X	X	X	X	X	X	X	X	X
BERKELEY SPRINGS PD	X	X	X	X	X	X	X	X	X	X	X	X
PAW-PAW PD	X	X	X	X	X	X	X	X	X	X	X	X
NICHOLAS CTY												
SHERIFF	X	X	X	X	X	X	X	X	X	X	X	X
STATE POLICE	X	X	X	X	X	X	X	X	X	X	X	X
RICHWOOD PD	X	X	X	X	X	X	X	X	X	X	X	X
SUMMERSVILLE PD	X	X	X	X	X	X	X	X	X	X	X	X
OHIO CTY												
SHERIFF	X	X	X	X	X	X	X	X	X	X	X	X
STATE POLICE	X	X	X	X	X	X	X	X	X	X	X	X
WHIFFLING PD	X	X	X	X	X	X	X	X	X	X	X	X
TRIADIELPHIA PD	X	X	X	X	X	X	X	X	X	X	X	X
PENDLETON CTY												
SHERIFF	X	X	X	X	X	X	X	X	X	X	X	X
STATE POLICE	X	X	X	X	X	X	X	X	X	X	X	X
FRANKLIN PD	X	X	X	X	X	X	X	X	X	X	X	X
PLASANTS CTY												
SHERIFF	X	X	X	X	X	X	X	X	X	X	X	X
STATE POLICE	X	X	X	X	X	X	X	X	X	X	X	X
ST MARYS PD	X	X	X	X	X	X	X	X	X	X	X	X
POCAHONTAS CTY												
SHERIFF	X	X	X	X	X	X	X	X	X	X	X	X
STATE POLICE	X	X	X	X	X	X	X	X	X	X	X	X
MARLINTON PD	X	X	X	X	X	X	X	X	X	X	X	X
PRESTON CTY												
SHERIFF	X	X	X	X	X	X	X	X	X	X	X	X
STATE POLICE	X	X	X	X	X	X	X	X	X	X	X	X
KINGWOOD PD	X	X	X	X	X	X	X	X	X	X	X	X
TERRA ALTA PD	X	X	X	X	X		X					
FOWLESBURG PD												
MASONTOWN PD	X	X	X	X	X	X	X	X	X	X	X	X
NEWBURG PD												
TUNNELTON PD	X	X		X							X	X
PIITNAM CTY												
SHERIFF	X	X	X	X	X	X	X	X	X	X	X	X
STATE POLICE	X	X	X	X	X	X	X	X	X	X	X	X
HURRICANE PD	X	X	X	X	X	X	X	X	X	X	X	X
RALEIGH CTY												
SHERIFF	X	X	X	X	X	X	X	X	X	X	X	X
STATE POLICE	X	X	X	X	X	X	X	X	X	X	X	X
BECKLEY PD	X	X	X	X	X	X	X	X	X	X	X	X
MARSCOTT PD	X	X	X	X	X	X	X	X	X	X	X	X
SOPHIA PD	X	X	X	X		X	X	X	X	X	X	X
RANDOLPH CTY												
SHERIFF	X	X	X	X	X	X	X	X	X	X	X	X
STATE POLICE	X	X	X	X	X	X	X	X	X	X	X	X
FLKINS PD	X	X	X	X	X	X	X	X	X	X	X	X
RITCHIE CTY												

WEST VIRGINIA CONTRIBUTOR PARTICIPATION

JANUARY THRU DECEMBER 1974

AGENCY	JAN	FEB	MAR	APR	MAY	JUN	JUL	AUG	SEP	OCT	NOV	DEC
SHERIFF	X	X	X	X	X	X	X	X	X	X	X	X
STATE POLICE	X	X	X	X	X	X	X	X	X	X	X	X
PENNSBORO PD	X	X	X	X	X	X	X	X	X	X	X	X
ROANE CTY												
SHERIFF	X	X	X	X	X	X	X	X	X	X	X	X
STATE POLICE	X	X	X	X	X	X	X	X	X	X	X	X
SPENCER PD	X	X	X	X	X	X	X	X	X	X	X	X
SUMMERS CTY												
SHERIFF	X	X	X	X	X	X	X	X	X	X	X	X
STATE POLICE	X	X	X	X	X	X	X	X	X	X	X	X
HINTON PD	X	X	X	X	X	X	X	X	X	X	X	X
TAYLOR CTY												
SHERIFF	X	X	X	X	X	X	X	X	X	X	X	X
STATE POLICE	X	X	X	X	X	X	X	X	X	X	X	X
GRAFTON PD	X	X	X	X	X	X	X	X	X	X	X	X
TUCKER CTY												
SHERIFF	X	X	X	X	X	X	X	X	X	X	X	X
STATE POLICE	X	X	X	X	X	X	X	X	X	X	X	X
PARSONS PD	X	X	X	X	X	X	X	X	X	X	X	X
THOMAS PD	X	X	X	X	X	X	X	X	X	X	X	X
TYLER CTY												
SHERIFF	X	X	X	X	X	X	X	X	X	X	X	X
STATE POLICE	X	X	X	X	X	X	X	X	X	X	X	X
PADEN CITY PD	X	X	X	X	X	X	X	X	X	X	X	X
SISTERSVILLE PD	X	X	X	X	X	X	X	X	X	X	X	X
MIDDLEBORNE PD	X	X	X	X	X	X	X	X	X	X	X	X
UPSHUR CTY												
SHERIFF	X	X	X	X	X	X	X	X	X	X	X	X
STATE POLICE	X	X	X	X	X	X	X	X	X	X	X	X
BUCKHANNON PD	X	X	X	X	X	X	X	X	X	X	X	X
WAYNE CTY												
SHERIFF	X	X	X	X	X	X	X	X	X	X	X	X
STATE POLICE	X	X	X	X	X	X	X	X	X	X	X	X
CERRADO PD	X	X	X	X	X	X	X	X	X	X	X	X
KENOVA PD	X	X	X	X	X	X	X	X	X	X	X	X
WAYNE PD	X	X	X	X	X	X	X	X	X	X	X	X
FORT GAY PD	X	X	X	X	X	X	X	X	X	X	X	X
WEBSTER CTY												
SHERIFF	X	X	X	X	X	X	X	X	X	X	X	X
STATE POLICE	X	X	X	X	X	X	X	X	X	X	X	X
WEBSTER SPRINGS PD	X	X	X	X	X	X	X	X	X	X	X	X
COWEN PD	X	X	X	X	X	X	X	X	X	X	X	X
WETZEL CTY												
SHERIFF	X	X	X	X	X	X	X	X	X	X	X	X
STATE POLICE	X	X	X	X	X	X	X	X	X	X	X	X
HUNDRED PD	X	X	X	X	X	X	X	X	X	X	X	X
NEW MARTINSVILLE PD	X	X	X	X	X	X	X	X	X	X	X	X
PINE GROVE PD	X	X	X	X	X	X	X	X	X	X	X	X
WIRT CTY												
SHERIFF	X	X	X	X	X	X	X	X	X	X	X	X

WEST VIRGINIA CONTRIBUTOR PARTICIPATION

JANUARY THRU DECEMBER 1974

AGENCY	JAN	FEB	MAR	APR	MAY	JUN	JUL	AUG	SEP	OCT	NOV	DEC
STATE POLICE	X	X	X	X	X	X	X	X	X	X	X	X
ELIZABETH PD				X	X			X	X	X	X	X
WOOD CTY												
SHERIFF	X	X	X	X	X	X	X	X	X	X	X	X
STATE POLICE	X	X	X	X	X	X	X	X	X	X	X	X
PARKERSBURG PD	X	X	X	X	X	X	X	X	X	X	X	X
VIENNA PD	X	X	X	X	X	X	X	X	X	X	X	X
WILLIAMSTOWN PD	X	X	X	X	X	X	X	X	X	X	X	X
WYOMING CTY												
SHERIFF	X	X	X	X	X	X	X	X	X	X	X	X
STATE POLICE	X	X	X	X	X	X	X	X	X	X	X	X
MULLENS PD	X				X	X	X	X	X	X	X	X
PINEVILLE PD	X	X	X	X	X	X	X	X	X	X	X	X

## GLOSSARY OF TERMS

- ADULT** — For West Virginia Uniform Crime Reporting purposes, a person age 18 or above.
- ARREST RATE** — The number of arrests reported for Part I and Part II Offenses for each unit of population, generally per 100,000. Arrest rates are computed in the same manner as crime rates.
- CRIME INDEX** — The sum total of seven major offenses used to measure the extent, fluctuation and distribution of crime in a given geographical area. Crime classifications used in the Index are: Murder, Forcible Rape, Robbery, Felonious Assault, Breaking and Entering, Larceny—Theft and Motor Vehicle Theft. Each of these offenses is referred to as an Index Offense.
- CRIME RATE** — The number of Index Offenses reported for each unit of population, generally per 100,000. Crime Rates are computed for communities with varying populations by dividing the Index Crimes by the population and multiplying the answer by 100,000. (Example: 500 Index Offenses  $\div$  10,000 population x 100,000 = 5,000 Crime Rate).
- EXCEPTIONAL CLEARANCE** — A crime solution or clearance recorded when some element beyond law enforcement control precludes the placing of formal charges against an offender.
- JUVENILE** — For West Virginia Uniform Crime Reporting purposes, a person under the age of 18.
- PART I OFFENSES** — The first of two main categories of crime classes composing a Universal Crime Classification System established for Crime Reporting purposes. Part I Offenses are by their very nature more serious and/or occur most frequently. The monthly tabulation of Part I Offenses provide a count of "Offenses Known".
- PART II OFFENSES** — The second of two main categories of crime classes composing a Universal Crime Classification System established for Crime Reporting purposes. Part II Offenses are generally less serious in nature and/or occur less frequently. Monthly tabulations of Part II Offenses are limited to arrest information only.
- PROPERTY CRIME** — Consists of the Index Offenses of Breaking and Entering, Larceny—Theft and Motor Vehicle Theft.
- VIOLENT CRIME** — Consists of the Index Offenses of Murder, Forcible Rape, Robbery, and Felonious Assault.





# WEST VIRGINIA

SCALE

