

CRIMES IN WEST VIRGINIA

2014



43rd EDITION

Earl Ray Tomblin
Governor

Colonel C. R. "Jay" Smithers
Superintendent

Crime in West Virginia 2014

Table of Contents

Foreword	1
Introduction	2
Collection Design	
Implementation	
Participation	
Methodology	5
Population and Number of Officers by Agency	6
Crime Rate.....	21
Section I	121
Number of Incidents, Offenses, Persons Victimized and Known Offenders.....	122
Number of Incidents, Offenses, Persons Victimized and Known Offenders (Crime against Persons) (Table).....	138
Number of Incidents, Offenses, Persons Victimized and Known Offenders (Crime against Property)(Table).....	139
Number of Incidents, Offenses, Persons Victimized and Known Offenders (Crime against Society) (Table).....	140
Incidents.....	141
Number of Incidents by Time of Day (Chart).....	141
Number of Incidents by Time of Day (Table).....	142
Offenses by Exceptional Clearance.....	143
Exceptional Clearance Basis (Chart).....	143
Offenses by Exceptional Clearance (Table).....	143
Offenses.....	145
Number and Percent of Offenses Completed and Attempted (Table).....	145
Percent Distribution of Location by Type of Crime (Table)	146
Number of Offenses by Weapons, Selected Offenses (Table).....	147
Victims.....	148
Number of Victims by Type (Table).....	148
Number of Violent Crime Victims by Age, Sex and Race (Table).....	151
Number of Persons Victimized by Offenses and Resident Status (Table).....	153
Property.....	154
Value of Property Loss Due to Criminal Action, Property Type (Table).....	155
Value of Property Recovered or Seized by Law Enforcement Agencies, Property Type (Table).....	156
Offenders.....	157
Number of Known Offenders per Incident (Table).....	157
Offender Race versus Victim Race, Violent Crime (Table).....	159
Number of Persons Arrested: Types of Weapons Possessed, Offenses (Table).....	160
Group “B” Arrestee Count and Offenses (Table).....	163

Section II – Jurisdictional Reporting	164
Age and Sex of Victims Known to Law Enforcement, Crimes Against Persons and Property (Table).....	165
Age and Sex of Offenders Known to Law Enforcement, Crimes Against Persons and Property (Table).....	213
Offenses (Group “A”) by Agency (Table).....	262
Arrests (Group “A” and “B”) by Agency (Table).....	479
Section III – Special Reports	590
Seized Drug Report Summary (Table).....	591
Domestic Violence	
Domestic Violence.....	595
Offenses and Time of Day (Table).....	596
Offenses and Incident Month (Table).....	597
Offenses and Victim to Offender Relationships (Table).....	598
Victim/Offender Relationship and Weapon Used During Offense (Table).....	600
Victim Offense/Age and Characteristics (Table).....	602
Domestic Violence by Agency (Table).....	607
Sexual Assault	
Sexual Assault.....	623
Adult versus Juvenile Offenders.....	624
Offenders Reported and Arrested (Chart).....	624
Adult versus Juvenile Victims (Table).....	625
Offender Relationship – Adult vs. Juvenile (Table).....	625
Victim’s Relationship to Offender (Chart).....	626
Location (Chart).....	627
Weapons Used (Chart).....	628
Hate/Bias Crimes	
Hate/Bias Crimes.....	629
Agencies Reporting Hate Crimes by Bias Motivation (Table).....	630
Location of Hate Crime Incidents by Bias Motivation (Table).....	631
Number of Incidents by Bias Motivation and Type of Offense (Table).....	632
Incidents, Offenses, Known Offenders and Victims by Bias Motivation (Table).....	635
Appendix	
Offense Definitions.....	637

FOREWORD

Over a decade ago, the National Incident-Based Reporting System (NIBRS) was developed as the “new” Uniform Crime Reporting (UCR) Program. Since that time, the agencies whose data appear in this publication have made the transition to the “new” system, leading the way to more relevant, flexible and reliable criminal justice statistics for the state as well as the nation. In many instances, the transitions were difficult and placed a strain on already tight information management resources. The presentations in this document represent the results of that extraordinary effort.

NIBRS and its state equivalent, West Virginia Incident-Based Reporting (WV-IBR), were developed to provide more and better information about crime. The presentations in this document illustrate only the barest potential of the system. As participation grows throughout the law enforcement community, so will the utility of the data and the ability to do complex analysis on a wide array of criminal justice issues. That ability will bring with it an understanding of crime never before possible. For taking the first steps toward making NIBRS and WV-IBR a reality, the chiefs, sheriffs, superintendents and directors of the law enforcement agencies are to be commended. They are leaders not only with vision, but with the commitment to continue law enforcement’s advancement in all areas of information technology. Field officers that had to adapt to new reporting forms and procedures are also to be commended, as they are the true source of the information contained in this annual report.

INTRODUCTION

The National Incident-Based Reporting System, or NIBRS, was developed in response to law enforcement's call for more and better crime statistics. The Uniform Crime Reporting (UCR) Program had served law enforcement well since 1930, but the advent of computers, coupled with the evolution in the nature of criminality in the Nation and State, resulted in a need for modernization. The FBI, with support and funding from the Bureau of Justice Statistics, undertook the redesign process, and in 1989 after years of study and testing, launched NIBRS or the new UCR. States soon began implementing the new system that collects incident-based data as opposed to summary counts and addresses a wide array of offenses and details about crime and its nature.

West Virginia responded to need to modernize crime reporting by converting from the summary based collection system to an incident-based reporting (IBR) system. The state program is known as West Virginia Incident-Based Reporting (WV-IBR). This effort was greatly aided by funding from the

US Bureau of Justice Statistics and the WV Division of Criminal Justice Services (WVDCJS). In September of 1998, West Virginia became the sixteenth state to receive NIBRS certification by the FBI. As of January 1, 1999, West Virginia fully committed to IBR by only accepting data in the WV-IBR format. Full conversion and adjustment to the new system is still ongoing.

Collection Design

NIBRS and WV-IBR collects information on each single incident and arrest within 22 crime categories composed of 46 offense types (known as Group A offenses). For each occurrence known to the police within these categories, incident, offense, victim property, offender and arrestee information is sent first to the state UCR program, where it is reviewed before being forwarded to the FBI and the WV Statistical Analysis Center (SAC).

Most of the general concepts for collecting, scoring and reporting UCR data are retained in NIBRS. Unlike the historical UCR system under which data were summarized monthly, NIBRS data are sent incident by incident, or disaggregated, lending great flexibility in terms of data compilation and analysis. The design of NIBRS allows extraction of information formerly collected through the summarized system to maintain the integrity of summary UCR's long-running statistical series on crime.

Implementation

NIBRS is designed to be a byproduct of a modern automated law enforcement law enforcement information system. It is incident-based, *as are law enforcement records*. Because NIBRS solicits considerably more detail about each criminal incident than did summary UCR, it is necessary, however that automated records systems be established or modified to extract the needed information from police records at the local level. These local agency systems must meet both NIBRS and the state-specific requirements (WV-IBR) that address state-level criminal justice issues.

Before a local agency begins submitting data to WV-IBR and the FBI, the agency must demonstrate its ability to meet NIBRS and WV-IBR reporting requirements. All agencies whose data appear in this document have successfully demonstrated that their record systems are capable of producing reliable crime information in the NIBRS and WV-IBR format.

PARTICIPATION

For various reasons, the following agencies were unable or unwilling to submit any data in 2014.

Sheriff Departments:

Barbour County SO
Calhoun County SO
Clay County SO
Gilmer County SO

Lincoln County SO
Pendleton County SO
Tucker County SO
Webster County SO

Police Departments:

Albright PD
Anawalt PD
Anmore PD
Ansted PD
Athens PD
Barrackville PD
Bayard PD
Belle PD
Bethany PD
Bluefield College PD
Bradshaw PD
Bramwell PD
Burnsville PD
Cameron PD
Capon Bridge PD
Ceredo PD

Masontown PD
Matewan PD
Mitchell Heights PD
Monongah PD
Montgomery PD
Mullens PD
New Cumberland PD
New Haven PD
New Martinsville PD
Northfork PD
Nutterfort PD
Paden City PD
Paw Paw PD
Penssboro PD
Petersburg PD
Piedmont PD

Chesapeake PD	Pineville PD
Clearview PD	Poca PD
Clendenin PD	Pratt PD
Concord University PD	Rainelle PD
Danville PD	Ravenswood PD
Davy PD	Rhodell PD
Delbarton PD	Richwood PD
East Bank PD	Ridgeley PD
Fairview PD	Rivesville PD
Farmington PD	Rowlesburg PD
Fort Gay PD	Salem PD
Gary PD	Shinnston PD
Gassaway PD	Smithers PD
Gauley Bridge PD	Sofia PD
Gilbert PD	St. Marys PD
Glenville State College PD	Star City PD
Grant Town PD	Stonewood PD
Grantsville PD	Sutton PD
Handley PD	Sylvester PD
Hartford PD	Terra Alta PD
Henderson PD	Triadelphia PD
Hundred PD	War PD
Kermit PD	Wardensville PD
Keystone PD	Wayne PD
Kimball PD	Webster Springs PD
Logan PD	West Liberty College PD
Lumberport PD	West Logan PD
Man PD	West Milford PD
Mannington PD	Westover PD
Marlinton PD	Whitesville PD

Agencies reporting 6 months of data or less are as follows:

Police Departments:

Belington PD	Madison PD
Berkeley Springs PD	McMechen PD
Eleanor PD	Mercer Co SO
Elkins PD	Parsons PD
Follansbee PD	Philippi PD
Kanawha County Parks PD	Ranson PD
Kingwood PD	Reedsville PD
Harpers Ferry PD	Shepherdstown PD
Huntington PD	Taylor Co SO
Mabscott PD	Welch PD

METHODOLOGY

Tables and narrative comments addressing the volume and types of criminal incidents reported to WV-IBR and the FBI in **2014** are presented throughout this document.

Criminal incidents in NIBRS are classified as crimes against persons, crimes against property and crimes against society.¹ Incidents can involve more than one offense, victim or offender. For counting purposes, one offense is counted for each victim of *crimes against persons* (assault offenses, homicide offenses, kidnapping/abduction, and sex offenses, forcible and non-forcible). Regardless of the number of victims, one offense is counted for each distinct incident of *crimes against property* (bribery, burglary/breaking and entering, counterfeiting/forgery, destruction/damage/vandalism of property, embezzlement, extortion/blackmail, fraud offenses, larceny/theft offenses, motor vehicle theft, robbery, stolen property offenses) and *crimes against society* (drug/narcotic offenses, gambling offenses, pornography/obscene material, prostitution offenses and weapon law violations). Violent crimes are murder, forcible sex offenses, assault offenses, kidnapping/abduction and robbery. Robbery is a violent crime against property as it involves force or threat of force but its objective is to obtain money or property.

While “counting” in summary UCR was for the most part straight forward, NIBRS introduces a myriad of data aggregation or “counting” possibilities. In this document, the principles outlined in “Methods for Understanding and Analyzing NIBRS Data²” were followed. The “unit of count” varies from table to table, or even by column within tables. Explanatory notes accompany each table to clarify the method of aggregation.

IBR data are collected for 22 crime categories composed of 46 specific offenses (known as Group “A” offenses). For each offense known to police within these categories, incident, victim, property, offender and arrest information is gathered.

¹ See Appendix 1 for offense definitions.

² Yoshio Akiyama and James Nolan, “Methods for Understanding and Analyzing NIBRS Data,” *Journal of Quantitative Criminology*, June 1999

POPULATION AND NUMBER OF OFFICERS BY AGENCY

2014

<u>County</u>	<u>Department Name</u>	<u>Population</u>	<u># Male Officers</u>	<u># Female Officers</u>
	WV DNR		0	0
	Totals:		0	0
Barbour				
	Philippi SP		5	0
	Barbour Co SO	11,585	9	0
	Belington PD	1,920	3	0
	Philippi PD	2,944	6	0
	DNR - 1 - Barbour		2	0
	FIRE MARSHAL - Barbour		0	0
	Totals:	16,449	25	0
Berkeley				
	Berkeley Co SO	90,223	54	3
	Martinsburg PD	17,589	45	3
	DNR - 2 - Berkeley		1	0
	FIRE MARSHAL - Berkeley		0	0
	tf Eastern Panhandle Drug & Vio		10	0
	BCI - Martinsburg		10	0
	Martinsburg SP		24	1
	Totals:	107,812	144	7
Boone				
	Madison SP		7	0
	Whitesville SP		4	0
	Boone Co SO	20,034	22	1
	Madison PD	3,046	6	0
	Whitesville PD	498	3	0
	DNR - 5 - Boone		1	0
	Danville PD	682	2	0
	Sylvester PD	159	1	0
	FIRE MARSHAL - Boone		0	0
	Totals:	24,419	46	1

<u>County</u>	<u>Department Name</u>	<u>Population</u>	<u># Male Officers</u>	<u># Female Officers</u>
Braxton				
	Braxton Co SO	12,053	8	0
	Gassaway PD	899	1	0
	Sutton PD	982	1	0
	Burnsville PD	501	1	0
	DNR - 3 - Braxton		2	0
	FIRE MARSHAL - Braxton		0	0
	Sutton SP		7	0
	Totals:	14,435	20	0
Brooke				
	Wellsburg SP		4	0
	Brooke Co SO	12,563	16	0
	Follansbee PD	2,949	7	0
	Wellsburg PD	2,760	6	0
	DNR - 1 - Brooke		1	0
	Bethany PD	1,030	0	0
	FIRE MARSHAL - Brooke		0	0
	Village of Beech Bottom PD	514	0	0
	Totals:	19,816	34	0
Cabell				
	Cabell CO SO	45,098	42	0
	Barboursville PD	4,099	18	0
	Huntington PD	45,369	97	5
	Milton PD	2,525	5	0
	Marshall Univ Police		21	1
	DNR - 5 - Cabell		3	0
	FIRE MARSHAL - Cabell		0	0
	tf Huntington Drug & Vio Crime		2	0
	Huntington SP		11	1
	Totals:	97,091	199	7
Calhoun				
	Grantsville SP		4	0
	Calhoun Co SO	7,035	1	0
	Grantsville PD	555	2	0
	DNR - 6 - Calhoun		1	0
	FIRE MARSHAL - Calhoun		0	0
	Totals:	7,590	8	0
Clay				
	Clay Co SO	9,266	5	0
	DNR - 3 - Clay		1	0
	FIRE MARSHAL - Clay		0	0
	Clay SP		7	0
	Totals:	9,266	13	0

<u>County</u>	<u>Department Name</u>	<u>Population</u>	<u># Male Officers</u>	<u># Female Officers</u>
Doddridge				
	West Union SP		4	0
	Doddridge Co SO	7,342	5	1
	West Union PD	821	1	0
	DNR - 6 - Doddridge		1	0
	FIRE MARSHAL - Doddridge		0	0
	Totals:	8,163	11	1
Fayette				
	Fayette Co SO	30,003	29	2
	Ansted PD	1,406	2	0
	Fayetteville PD	2,888	8	1
	Montgomery PD	662	5	0
	Mount Hope PD	1,398	5	0
	Oak Hill PD	7,709	13	1
	Smithers PD	805	3	0
	WVU Tech-Security		6	0
	DNR - 4 - Fayette		3	0
	Gauley Bridge PD	609	1	0
	FIRE MARSHAL - Fayette		0	0
	Turnpike - Fayette		0	0
	Gauley Bridge SP		4	0
	Oak Hill SP		9	0
	Totals:	45,480	88	4
Gilmer				
	Glenville SP		5	0
	Gilmer Co SO	7,180	5	0
	Glenville PD	1,553	3	0
	Glenville State College		3	0
	DNR - 6 - Gilmer		1	0
	FIRE MARSHAL - Gilmer		0	0
	Totals:	8,733	17	0
Grant				
	Grant Co SO	9,069	8	0
	Petersburg PD	2,464	2	0
	DNR - 2 - Grant		2	0
	Bayard PD	284	0	0
	FIRE MARSHAL - Grant		0	0
	tf Potomac Highland Drug & Vio		3	0
	Petersburg SP		0	0
	Totals:	11,817	15	0

<u>County</u>	<u>Department Name</u>	<u>Population</u>	<u># Male Officers</u>	<u># Female Officers</u>
Greenbrier				
	Rainelle SP		4	0
	Lewisburg SP		6	0
	Greenbrier Co SO	25,187	27	2
	Lewisburg PD	3,981	12	0
	Rainelle PD	1,492	2	0
	Ronceverte PD	1,778	6	0
	White Sulphur Springs PD	2,467	5	0
	DNR - 4 - Greenbrier		3	0
	FIRE MARSHAL - Greenbrier		0	0
	tf Greenbrier Co Drug		2	1
	Totals:	34,905	67	3
Hampshire				
	Hampshire Co SO	21,447	16	1
	Romney PD	1,806	3	0
	DNR - 2 - Hampshire		5	0
	Capon Bridge PD	354	2	0
	FIRE MARSHAL - Hampshire		0	0
	Romney SP		9	0
	Totals:	23,607	35	1
Hancock				
	New Cumberland SP		2	0
	Hancock Co SO	11,075	26	0
	Chester PD	2,543	5	1
	Weirton PD	15,468	35	1
	New Cumberland PD	1,082	2	0
	DNR - 1 - Hancock		0	0
	FIRE MARSHAL - Hancock		0	0
	tf Hancock-Brooke Drug		6	0
	Totals:	30,168	76	2
Hardy				
	Hardy Co SO	11,031	9	0
	Moorefield PD	2,492	7	1
	Wardensville PD	274	1	1
	DNR - 2 - Hardy		2	0
	FIRE MARSHAL - Hardy		0	0
	Moorefield SP		6	0
	Totals:	13,797	25	2

<u>County</u>	<u>Department Name</u>	<u>Population</u>	<u># Male Officers</u>	<u># Female Officers</u>
Harrison				
	Bridgeport SP		10	0
	Harrison Co SO	34,839	45	0
	Bridgeport PD	8,425	28	0
	Clarksburg PD	16,389	42	2
	Salem PD	1,570	1	0
	Shinnston PD	2,192	7	0
	Stonewood PD	1,784	2	0
	Anmoore PD	770	2	0
	Nutter Fort PD	1,580	6	0
	Lumberport PD	880	2	0
	West Milford PD	623	0	0
	DNR - 1 - Harrison		2	0
	FIRE MARSHAL - Harrison		0	0
	tf Harrison Co Drug & Vio Crime		7	0
	Totals:	69,052	154	2
Jackson				
	Jackson Co SO	22,098	15	0
	Ravenswood PD	3,852	9	0
	Ripley PD	3,249	7	0
	DNR - 6 - Jackson		2	0
	FIRE MARSHAL - Jackson		0	0
	Ripley SP		4	1
	Totals:	29,199	37	1
Jefferson				
	Kearneysville SP		15	0
	Jefferson Co SO	41,146	26	2
	Charles Town PD	5,421	15	0
	Shepherdstown PD	2,149	5	0
	Ranson PD	4,684	11	2
	Harpers Ferry PD	1,339	4	0
	DNR - 2 - Jefferson		2	0
	Shepherd University		8	1
	FIRE MARSHAL - Jefferson		0	0
	Totals:	54,739	86	5

<u>County</u>	<u>Department Name</u>	<u>Population</u>	<u># Male Officers</u>	<u># Female Officers</u>
---------------	------------------------	-------------------	------------------------	--------------------------

Kanawha

Kanawha Co SO	92,838	96	8
Belle PD	1,243	4	0
Charleston PD	50,919	151	7
Dunbar PD	7,834	14	0
Nitro PD	5,972	16	0
St Albans PD	10,952	22	1
South Charleston PD	13,308	39	1
Chesapeake PD	1,537	3	0
Marmet PD	1,489	5	0
East Bank PD	956	0	0
Glasgow PD	894	3	0
Clendenin PD	1,213	4	0
Cedar Grove PD	982	4	0
Pratt PD	594	1	0
Handley PD	342	1	0
Quincy SP		10	0
WV State Police Hdqts		645	20
WV State University		5	0
DNR - 5 - Kanawha		7	0
FIRE MARSHAL - Kanawha		41	1
Kanawha Co Parks		3	0
Protective Services-Capitol		12	0
tf Metro Drug Enforcement		17	1
So Charleston SP		18	1
BCI - SO Charleston		3	1
Turnpike - Kanawha		27	0
ICAC Unit		16	3
Totals:	191,073	1,167	44

Lewis

Weston SP		5	0
Lewis Co SO	12,276	14	0
Weston PD	4,076	5	1
DNR - 3 - Lewis		3	0
FIRE MARSHAL - Lewis		0	0
Totals:	16,352	27	1

Lincoln

Lincoln Co SO	20,457	7	0
Hamlin PD	1,136	5	0
DNR - 5 - Lincoln		2	0
FIRE MARSHAL - Lincoln		0	0
Hamlin SP		12	0
Totals:	21,593	26	0

<u>County</u>	<u>Department Name</u>	<u>Population</u>	<u># Male Officers</u>	<u># Female Officers</u>
Logan				
	Logan SP		15	1
	Logan Co SO	31,491	17	1
	Logan PD	1,727	8	0
	Man PD	737	2	0
	Chapmanville PD	1,264	5	0
	DNR - 5 - Logan		2	0
	West Logan PD	416	1	0
	Mitchell Heights PD	316	0	0
	FIRE MARSHAL - Logan		0	0
	tf U S 119 Task Force		4	0
	Totals:	35,951	54	2
Marion				
	Fairmont SP		6	1
	BCI - Fairmont		8	0
	Marion Co SO	30,508	35	0
	Fairmont PD	18,740	34	1
	Mannington PD	2,071	3	1
	Rivesville PD	943	2	0
	Monongah PD	1,052	1	0
	Fairview PD	412	1	0
	Farmington PD	379	1	0
	Grant Town PD	614	1	0
	DNR - 1 - Marion		5	0
	Barrackville PD	1,308	0	0
	Fairmont Campus Police		7	0
	FIRE MARSHAL - Marion		0	0
	TF--3 RIVERS		2	0
	White Hall PD	660	3	0
	Totals:	56,687	109	3
Marshall				
	Marshall Co SO	17,423	27	1
	Benwood PD	1,389	6	0
	Cameron PD	925	3	0
	Glen Dale PD	1,494	6	0
	Mc Mechen PD	1,883	3	0
	Moundsville PD	9,130	17	1
	DNR - 1 - Marshall		2	0
	FIRE MARSHAL - Marshall		0	0
	Moundsville SP		7	0
	Totals:	32,244	71	2

<u>County</u>	<u>Department Name</u>	<u>Population</u>	<u># Male Officers</u>	<u># Female Officers</u>
Mason				
	Point Pleasant SP		5	0
	Mason Co SO	19,441	12	0
	Point Pleasant PD	4,300	9	0
	New Haven PD	1,538	3	0
	Mason PD	956	3	0
	Henderson PD	269	1	0
	Hartford PD	607	0	0
	DNR - 5 - Mason		1	0
	FIRE MARSHAL - Mason		0	0
	Totals:	27,111	34	0
McDowell				
	Welch SP		9	0
	McDowell Co SO	14,943	14	0
	Keystone PD	268	0	0
	War PD	808	2	0
	Welch PD	2,303	7	0
	Anawalt PD	217	1	0
	Gary PD	928	2	0
	North Fork PD	406	1	0
	Davy PD	402	1	0
	Kimball PD	186	1	0
	laeger PD	289	1	0
	DNR - 4 - McDowell		1	0
	FIRE MARSHAL - McDowell		0	0
	Bradshaw PD	321	1	0
	Totals:	21,071	41	0
Mercer				
	Turnpike - Mercer		0	0
	Princeton SP		16	0
	BCI - Bluefield		8	0
	Mercer Co SO	43,918	26	1
	Athens PD	1,051	1	0
	Bluefield PD	10,517	19	0
	Princeton PD	6,474	19	0
	Matoaka PD	222	1	0
	Bramwell PD	369	1	0
	Concord College Security		5	1
	Bluefield College		1	1
	DNR - 4 - Mercer		3	0
	FIRE MARSHAL - Mercer		0	0
	tf So Regional Drug & Vio Crime		8	0
	Totals:	62,551	108	3

<u>County</u>	<u>Department Name</u>	<u>Population</u>	<u># Male Officers</u>	<u># Female Officers</u>
Mineral				
	Mineral Co SO	21,005	12	0
	Keyser PD	5,307	8	1
	Piedmont PD	857	1	0
	Ridgeley PD	660	2	0
	Potomac State College Police		3	1
	DNR - 2 - Mineral		2	0
	FIRE MARSHAL - Mineral		0	0
	Keyser SP		8	1
	Totals:	27,829	36	3
Mingo				
	Gilbert SP		1	0
	Williamson SP		9	1
	Mingo Co SO	20,930	20	0
	Gilbert PD	432	4	0
	Williamson PD	3,069	8	0
	Kermit PD	389	1	0
	Delbarton PD	562	3	0
	Matewan PD	475	2	0
	DNR - 5 - Mingo		1	0
	FIRE MARSHAL - Mingo		0	0
	Totals:	25,857	49	1
Monongalia				
	Monongalia Co SO	62,112	35	2
	Morgantown PD	31,406	63	3
	Star City PD	1,904	4	1
	Westover PD	4,135	6	1
	WV University - Police		41	8
	DNR - 1 - Monongalia		2	0
	Granville PD	802	10	1
	FIRE MARSHAL - Monongalia		0	0
	tf Monongalia Valley Drug		0	0
	Morgantown SP		22	1
	Totals:	100,359	183	17
Monroe				
	Union SP		4	0
	Monroe Co SO	13,240	7	0
	Alderson PD	983	2	0
	Peterstown PD		0	0
	DNR - 4 - Monroe		1	0
	FIRE MARSHAL - Monroe		0	0
	Totals:	14,223	14	0

<u>County</u>	<u>Department Name</u>	<u>Population</u>	<u># Male Officers</u>	<u># Female Officers</u>
Morgan				
	Morgan Co SO	16,330	11	0
	Berkeley Springs (BATH) PD	614	2	0
	Paw Paw PD	498	2	0
	DNR - 2 - Morgan		0	0
	FIRE MARSHAL - Morgan		0	0
	Berkeley Springs SP		5	0
	Totals:	17,442	20	0
Nicholas				
	Richwood SP		3	0
	Summersville SP		4	0
	Nicholas Co SO	20,598	26	0
	Richwood PD	2,036	3	0
	Summersville PD	3,569	17	0
	DNR - 3 - Nicholas		1	0
	FIRE MARSHAL - Nicholas		0	0
	tf Central WV Drug		2	0
	Totals:	26,203	56	0
Ohio				
	Ohio Co SO	10,701	32	1
	Wheeling PD	28,356	76	5
	Triadelphia PD	794	1	0
	Bethlehem PD	2,471	4	0
	West Liberty PD	1,538	0	0
	Valley Grove PD		0	0
	West Liberty College		5	0
	DNR - 1 - Ohio		1	0
	Clearview PD	554	0	0
	FIRE MARSHAL - Ohio		0	0
	tf Ohio Valley Drug & Vio Crime		5	0
	BCI - Wheeling		3	0
	Wheeling SP		6	0
	Totals:	44,414	133	6
Pendleton				
	Franklin SP		3	0
	Pendleton Co SO	7,517	3	0
	DNR - 2 - Pendleton		1	0
	FIRE MARSHAL - Pendleton		0	0
	Totals:	7,517	7	0

<u>County</u>	<u>Department Name</u>	<u>Population</u>	<u># Male Officers</u>	<u># Female Officers</u>
Pleasants				
	Pleasants Co SO	5,747	5	1
	St Marys PD	1,847	6	0
	DNR - 6 - Pleasants		1	0
	FIRE MARSHAL - Pleasants		0	0
	St Marys SP		4	1
	Totals:	7,594	16	2
Pocahontas				
	Marlinton SP		4	0
	Pocahontas Co SO	7,633	10	0
	Marlinton PD	1,049	0	0
	DNR - 3 - Pocahontas		2	0
	FIRE MARSHAL - Pocahontas		0	0
	Totals:	8,682	16	0
Preston				
	Preston Co SO	27,406	14	2
	Kingwood PD	2,960	2	0
	Terra Alta PD	1,494	1	0
	Rowlesburg PD	588	0	0
	Masontown PD	550	1	0
	Reedsville PD	600	1	0
	DNR - 1 - Preston		2	0
	FIRE MARSHAL - Preston		0	0
	Albright PD	300	0	0
	Kingwood SP		7	0
	Totals:	33,898	28	2
Putnam				
	Winfield SP		5	1
	Putnam Co SO	44,225	35	2
	Hurricane PD	6,382	16	0
	Winfield PD	2,339	4	0
	Eleanor PD	1,559	2	0
	Poca PD	992	0	0
	DNR - 5 - Putnam		6	0
	FIRE MARSHAL - Putnam		0	0
	Totals:	55,497	68	3

<u>County</u>	<u>Department Name</u>	<u>Population</u>	<u># Male Officers</u>	<u># Female Officers</u>
Raleigh				
	Raleigh Co SO	58,494	43	1
	Beckley PD	17,593	47	2
	Mabscott PD	1,398	2	0
	Sophia PD	1,336	3	0
	Rhodell PD	173	1	0
	DNR - 4 - Raleigh		3	0
	FIRE MARSHAL - Raleigh		0	0
	tf TRIDENT****-DISBANDED 4/2009		0	0
	Turnpike - Raleigh		0	0
	BCI - Beckley		3	1
	Beckley SP		14	0
	Totals:	78,994	116	4
Randolph				
	Elkins SP		15	0
	Randolph Co SO	22,176	13	0
	Elkins PD	7,183	10	0
	DNR - 3 - Randolph		2	0
	FIRE MARSHAL - Randolph		0	0
	Totals:	29,359	40	0
Ritchie				
	Ritchie Co SO	7,243	7	0
	Harrisville PD	1,819	1	0
	Pennsboro PD	1,110	0	0
	DNR - 6 - Ritchie		0	0
	FIRE MARSHAL - Ritchie		0	0
	Harrisville SP		4	0
	Totals:	10,172	12	0
Roane				
	Spencer SP		7	0
	Roane Co SO	12,364	6	0
	Spencer PD	2,238	4	0
	DNR - 6 - Roane		1	0
	FIRE MARSHAL - Roane		0	0
	Totals:	14,602	18	0
Summers				
	Summers Co SO	11,062	6	0
	Hinton PD	2,604	6	0
	DNR - 4 - Summers		3	0
	FIRE MARSHAL - Summers		0	0
	Hinton SP		4	0
	Totals:	13,666	19	0

<u>County</u>	<u>Department Name</u>	<u>Population</u>	<u># Male Officers</u>	<u># Female Officers</u>
Taylor	Grafton SP		3	0
	Taylor Co SO	11,830	7	0
	Grafton PD	5,183	6	0
	DNR - 1 - Taylor		2	0
	FIRE MARSHAL - Taylor		0	0
	Totals:	17,013	18	0
Tucker	Tucker Co SO	5,525	4	0
	Parsons PD	1,424	1	0
	DNR - 1 - Tucker		1	0
	FIRE MARSHAL - Tucker		0	0
	Parsons SP		4	0
	Totals:	6,949	10	0
Tyler	Tyler Co SO	6,810	7	0
	Paden City PD	2,601	4	0
	Sistersville PD	1,357	4	0
	DNR - 6 - Tyler		1	0
	FIRE MARSHAL - Tyler		0	0
	Totals:	10,768	16	0
Upshur	Upshur Co SO	18,882	12	0
	Buckhannon PD	5,649	9	0
	DNR - 3 - Upshur Co		5	0
	FIRE MARSHAL - Upshur		0	0
	Buckhannon SP		7	0
	BCI - Buckhannon		3	0
	Totals:	24,531	36	0
Wayne	Wayne SP		9	0
	Wayne Co SO	30,959	19	1
	Ceredo PD	1,402	6	0
	Kenova PD	3,119	6	0
	Wayne PD	1,392	1	0
	Fort Gay PD	687	3	0
	DNR - 5 - Wayne		2	0
	FIRE MARSHAL - Wayne		0	0
	Totals:	37,559	46	1

<u>County</u>	<u>Department Name</u>	<u>Population</u>	<u># Male Officers</u>	<u># Female Officers</u>
Webster				
	Webster Co SO	8,240	5	0
	Webster Springs PD	759	2	0
	Cowen PD		4	0
	DNR - 3 - Webster		2	0
	FIRE MARSHAL - Webster		0	0
	Upperglade SP		6	0
	Totals:	8,999	19	0
Wetzel				
	Hundred SP		2	0
	Paden City SP		3	0
	Wetzel Co SO	8,958	7	1
	Hundred PD	296	8	0
	New Martinsville PD	5,345	11	0
	DNR - 1 - Wetzel		1	0
	FIRE MARSHAL - Wetzel		0	0
	Totals:	14,599	32	1
Wirt				
	Wirt Co SO	5,877	3	0
	DNR - 6 - Wirt		1	0
	FIRE MARSHAL - Wirt		0	0
	Elizabeth SP		3	0
	Totals:	5,877	7	0
Wood				
	Parkersburg SP		8	1
	Wood Co SO	41,736	36	2
	Parkersburg PD	31,207	63	2
	Vienna PD	10,664	18	0
	Williamstown PD	2,912	6	0
	DNR - 6 - Wood		6	0
	FIRE MARSHAL - Wood		0	0
	tf Parkersburg Vio Crime Narc		5	0
	Totals:	86,519	142	5
Wyoming				
	Wyoming Co SO	19,575	21	0
	Mullens PD	1,521	3	0
	Pineville PD	650	3	0
	Oceana PD	1,355	5	0
	DNR - 4 - Wyoming		1	0
	FIRE MARSHAL - Wyoming		0	0
	Jesse SP		5	0
	Totals:	23,101	38	0

<u>County</u>	<u>Department Name</u>	<u>Population</u>	<u># Male Officers</u>	<u># Female Officers</u>	
		Grand Totals:	1,843,394	3,932	136

Crime Rate

2014

Barbour

Belington PD

<u>Offense</u>	<u>Offense Count</u>	<u>Crime Rate (per 1,000 persons)</u>
Aggravated Assault	1	0.52
All Other Larceny	1	0.52
Destruction/Damage/Vandalism of Property	1	0.52

	<u>Index Offense Count</u>	<u>Crime Rate</u>	<u>Population</u>
Belington PD	2	1.04	1,920

Philippi PD

<u>Offense</u>	<u>Offense Count</u>	<u>Crime Rate (per 1,000 persons)</u>
Aggravated Assault	2	0.68
Counterfeiting/Forgery	2	0.68
Intimidation	1	0.34
Shoplifting	1	0.34

	<u>Index Offense Count</u>	<u>Crime Rate</u>	<u>Population</u>
Philippi PD	3	1.02	2,944

Philippi SP

<u>Offense</u>	<u>Offense Count</u>	<u>Crime Rate (per 1,000 persons)</u>
Aggravated Assault	6	N/A
All Other Larceny	20	N/A
Burglary/Breaking & Entering	23	N/A
Counterfeiting/Forgery	3	N/A
Credit Card/Automatic Teller Fraud	3	N/A
Destruction/Damage/Vandalism of Property	17	N/A
Drug Equipment Violations	2	N/A
Drug/Narcotic Violations	8	N/A
False Pretenses/Swindle/Confidence Game	4	N/A
Forcible Fondling	2	N/A
Forcible Rape	3	N/A
Forcible Sodomy	1	N/A
Intimidation	4	N/A
Kidnaping/Abduction	1	N/A
Motor Vehicle Theft	7	N/A
Sexual Assault With An Object	1	N/A
Simple Assault	32	N/A
Statutory Rape	2	N/A
Stolen Property Offenses	3	N/A

Theft From Building	11	N/A
Theft From Motor Vehicle	7	N/A
Theft of Motor Vehicle Parts/Accessories	1	N/A
Weapon Law Violations	2	N/A

	<u>Index Offense Count</u>	<u>Crime Rate</u>	<u>Population</u>
Philippi SP	78		

Berkeley

Berkeley Co SO

<u>Offense</u>	<u>Offense Count</u>	<u>Crime Rate (per 1,000 persons)</u>
Aggravated Assault	50	0.55
All Other Larceny	431	4.78
Arson	5	0.06
Burglary/Breaking & Entering	283	3.14
Counterfeiting/Forgery	21	0.23
Credit Card/Automatic Teller Fraud	3	0.03
Destruction/Damage/Vandalism of Property	112	1.24
Drug/Narcotic Violations	157	1.74
Embezzlement	10	0.11
False Pretenses/Swindle/Confidence Game	61	0.68
Forcible Fondling	19	0.21
Forcible Rape	12	0.13
Forcible Sodomy	1	0.01
Impersonation	1	0.01
Incest	1	0.01
Intimidation	8	0.09
Motor Vehicle Theft	34	0.38
Murder and Nonnegligent Manslaughter	4	0.04
Negligent Manslaughter	1	0.01
Pornography/Obscene Material	2	0.02
Prostitution	1	0.01
Robbery	22	0.24
Sexual Assault With An Object	2	0.02
Shoplifting	205	2.27
Simple Assault	336	3.72
Statutory Rape	2	0.02
Stolen Property Offenses	35	0.39
Theft From Motor Vehicle	159	1.76
Theft of Motor Vehicle Parts/Accessories	16	0.18
Weapon Law Violations	10	0.11

	<u>Index Offense Count</u>	<u>Crime Rate</u>	<u>Population</u>
Berkeley Co SO	1,216	13.48	90,223

Martinsburg PD

<u>Offense</u>	<u>Offense Count</u>	<u>Crime Rate (per 1,000 persons)</u>
Aggravated Assault	11	0.63
All Other Larceny	54	3.07

Burglary/Breaking & Entering	21	1.19
Counterfeiting/Forgery	5	0.28
Credit Card/Automatic Teller Fraud	7	0.40
Destruction/Damage/Vandalism of Property	13	0.74
Drug/Narcotic Violations	79	4.49
Embezzlement	2	0.11
False Pretenses/Swindle/Confidence Game	9	0.51
Forcible Rape	1	0.06
Intimidation	3	0.17
Kidnaping/Abduction	1	0.06
Motor Vehicle Theft	8	0.45
Pornography/Obscene Material	1	0.06
Prostitution	4	0.23
Robbery	4	0.23
Shoplifting	106	6.03
Simple Assault	52	2.96
Stolen Property Offenses	9	0.51
Theft From Motor Vehicle	23	1.31
Theft of Motor Vehicle Parts/Accessories	1	0.06
Weapon Law Violations	8	0.45

	<u>Index Offense Count</u>	<u>Crime Rate</u>	<u>Population</u>
Martinsburg PD	229	13.02	17,589

Martinsburg SP

<u>Offense</u>	<u>Offense Count</u>	<u>Crime Rate (per 1,000 persons)</u>
Aggravated Assault	51	N/A
All Other Larceny	171	N/A
Arson	5	N/A
Assisting or Promoting Prostitution	1	N/A
Burglary/Breaking & Entering	155	N/A
Counterfeiting/Forgery	26	N/A
Credit Card/Automatic Teller Fraud	29	N/A
Destruction/Damage/Vandalism of Property	150	N/A
Drug Equipment Violations	1	N/A
Drug/Narcotic Violations	219	N/A
Embezzlement	10	N/A
Extortion/Blackmail	1	N/A
False Pretenses/Swindle/Confidence Game	71	N/A
Forcible Fondling	5	N/A
Forcible Rape	3	N/A
Forcible Sodomy	1	N/A
Impersonation	13	N/A
Incest	1	N/A
Intimidation	62	N/A
Kidnaping/Abduction	2	N/A
Motor Vehicle Theft	56	N/A
Murder and Nonnegligent Manslaughter	1	N/A
Pornography/Obscene Material	2	N/A

Robbery	12	N/A
Shoplifting	135	N/A
Simple Assault	156	N/A
Statutory Rape	1	N/A
Stolen Property Offenses	31	N/A
Theft From Building	17	N/A
Theft From Motor Vehicle	100	N/A
Theft of Motor Vehicle Parts/Accessories	80	N/A
Weapon Law Violations	16	N/A
Wire Fraud	1	N/A

	<u>Index Offense Count</u>	<u>Crime Rate</u>	<u>Population</u>
Martinsburg SP	781		

tf Eastern Panhandle Drug & Vio

<u>Offense</u>	<u>Offense Count</u>	<u>Crime Rate (per 1,000 persons)</u>
Betting/Wagering	10	N/A
Drug/Narcotic Violations	176	N/A
Theft From Building	2	N/A

	<u>Index Offense Count</u>	<u>Crime Rate</u>	<u>Population</u>
tf Eastern Panhandle Drug & Vio	2		

Boone

Boone Co SO

<u>Offense</u>	<u>Offense Count</u>	<u>Crime Rate (per 1,000 persons)</u>
Aggravated Assault	8	0.40
All Other Larceny	45	2.25
Burglary/Breaking & Entering	35	1.75
Destruction/Damage/Vandalism of Property	20	1.00
Forcible Fondling	1	0.05
Intimidation	9	0.45
Motor Vehicle Theft	11	0.55
Robbery	1	0.05
Simple Assault	32	1.60

	<u>Index Offense Count</u>	<u>Crime Rate</u>	<u>Population</u>
Boone Co SO	100	4.99	20,034

Madison PD

<u>Offense</u>	<u>Offense Count</u>	<u>Crime Rate (per 1,000 persons)</u>
All Other Larceny	2	0.66
Burglary/Breaking & Entering	6	1.97
Intimidation	1	0.33
Simple Assault	1	0.33
Theft From Motor Vehicle	1	0.33

	<u>Index Offense Count</u>	<u>Crime Rate</u>	<u>Population</u>
Madison PD	9	2.95	3,046

Madison SP

<u>Offense</u>	<u>Offense Count</u>	<u>Crime Rate (per 1,000 persons)</u>
Aggravated Assault	15	N/A
All Other Larceny	89	N/A
Arson	1	N/A
Burglary/Breaking & Entering	53	N/A
Counterfeiting/Forgery	7	N/A
Credit Card/Automatic Teller Fraud	1	N/A
Destruction/Damage/Vandalism of Property	34	N/A
Drug Equipment Violations	1	N/A
Drug/Narcotic Violations	94	N/A
Embezzlement	4	N/A
False Pretenses/Swindle/Confidence Game	6	N/A
Forcible Fondling	1	N/A
Forcible Rape	2	N/A
Impersonation	3	N/A
Intimidation	21	N/A
Kidnaping/Abduction	1	N/A
Motor Vehicle Theft	30	N/A
Murder and Nonnegligent Manslaughter	1	N/A
Robbery	2	N/A
Shoplifting	10	N/A
Simple Assault	46	N/A
Statutory Rape	1	N/A
Stolen Property Offenses	10	N/A
Theft From Motor Vehicle	11	N/A
Theft of Motor Vehicle Parts/Accessories	25	N/A
Weapon Law Violations	6	N/A

Index Offense Count Crime Rate Population

Madison SP

238

Whitesville SP

<u>Offense</u>	<u>Offense Count</u>	<u>Crime Rate (per 1,000 persons)</u>
Aggravated Assault	20	N/A
All Other Larceny	79	N/A
Arson	1	N/A
Burglary/Breaking & Entering	34	N/A
Counterfeiting/Forgery	7	N/A
Destruction/Damage/Vandalism of Property	40	N/A
Drug Equipment Violations	3	N/A
Drug/Narcotic Violations	39	N/A
Embezzlement	1	N/A
False Pretenses/Swindle/Confidence Game	8	N/A
Forcible Fondling	1	N/A
Forcible Rape	1	N/A
Impersonation	1	N/A
Intimidation	15	N/A
Motor Vehicle Theft	6	N/A
Pocket-picking	1	N/A

Pornography/Obscene Material	1	N/A
Robbery	1	N/A
Shoplifting	8	N/A
Simple Assault	30	N/A
Stolen Property Offenses	4	N/A
Theft From Motor Vehicle	1	N/A
Weapon Law Violations	4	N/A

	<u>Index Offense Count</u>	<u>Crime Rate</u>	<u>Population</u>
Whitesville SP	151		

Braxton

Braxton Co SO

<u>Offense</u>	<u>Offense Count</u>	<u>Crime Rate (per 1,000 persons)</u>
Aggravated Assault	5	0.41
All Other Larceny	12	1.00
Burglary/Breaking & Entering	12	1.00
Counterfeiting/Forgery	3	0.25
Destruction/Damage/Vandalism of Property	13	1.08
Drug/Narcotic Violations	5	0.41
False Pretenses/Swindle/Confidence Game	3	0.25
Intimidation	5	0.41
Motor Vehicle Theft	2	0.17
Simple Assault	10	0.83
Theft From Coin Operated Machine or Device	1	0.08
Theft From Motor Vehicle	2	0.17
Weapon Law Violations	2	0.17

	<u>Index Offense Count</u>	<u>Crime Rate</u>	<u>Population</u>
Braxton Co SO	34	2.82	12,053

Sutton SP

<u>Offense</u>	<u>Offense Count</u>	<u>Crime Rate (per 1,000 persons)</u>
Aggravated Assault	19	N/A
All Other Larceny	29	N/A
Arson	2	N/A
Burglary/Breaking & Entering	15	N/A
Counterfeiting/Forgery	4	N/A
Destruction/Damage/Vandalism of Property	26	N/A
Drug/Narcotic Violations	79	N/A
Embezzlement	2	N/A
False Pretenses/Swindle/Confidence Game	6	N/A
Forcible Fondling	2	N/A
Forcible Rape	1	N/A
Forcible Sodomy	1	N/A
Impersonation	7	N/A
Incest	1	N/A
Intimidation	12	N/A
Kidnaping/Abduction	1	N/A

Motor Vehicle Theft	7	N/A
Murder and Nonnegligent Manslaughter	1	N/A
Pornography/Obscene Material	1	N/A
Purse-snatching	2	N/A
Robbery	2	N/A
Shoplifting	4	N/A
Simple Assault	58	N/A
Statutory Rape	1	N/A
Stolen Property Offenses	4	N/A
Theft From Building	6	N/A
Theft From Motor Vehicle	4	N/A
Weapon Law Violations	5	N/A

	<u>Index Offense Count</u>	<u>Crime Rate</u>	<u>Population</u>
Sutton SP	90		

Brooke

Brooke Co SO

<u>Offense</u>	<u>Offense Count</u>	<u>Crime Rate (per 1,000 persons)</u>	
All Other Larceny	26	2.07	
Burglary/Breaking & Entering	38	3.02	
Counterfeiting/Forgery	1	0.08	
Credit Card/Automatic Teller Fraud	3	0.24	
Destruction/Damage/Vandalism of Property	28	2.23	
Drug/Narcotic Violations	7	0.56	
False Pretenses/Swindle/Confidence Game	11	0.88	
Forcible Fondling	1	0.08	
Forcible Rape	2	0.16	
Impersonation	5	0.40	
Intimidation	4	0.32	
Motor Vehicle Theft	4	0.32	
Murder and Nonnegligent Manslaughter	2	0.16	
Robbery	1	0.08	
Shoplifting	1	0.08	
Simple Assault	31	2.47	
Statutory Rape	2	0.16	
Stolen Property Offenses	3	0.24	
Theft From Building	6	0.48	
Theft From Motor Vehicle	11	0.88	
Theft of Motor Vehicle Parts/Accessories	2	0.16	
Weapon Law Violations	7	0.56	
	<u>Index Offense Count</u>	<u>Crime Rate</u>	<u>Population</u>
Brooke Co SO	93	7.40	12,563

Follansbee PD

<u>Offense</u>	<u>Offense Count</u>	<u>Crime Rate (per 1,000 persons)</u>
All Other Larceny	1	0.34
Burglary/Breaking & Entering	1	0.34

Destruction/Damage/Vandalism of Property	1	0.34
False Pretenses/Swindle/Confidence Game	2	0.68
Motor Vehicle Theft	1	0.34
Simple Assault	3	1.02

	<u>Index Offense Count</u>	<u>Crime Rate</u>	<u>Population</u>
Follansbee PD	3	1.02	2,949

Village of Beech Bottom PD

<u>Offense</u>	<u>Offense Count</u>	<u>Crime Rate (per 1,000 persons)</u>
All Other Larceny	2	3.89
Drug/Narcotic Violations	2	3.89

	<u>Index Offense Count</u>	<u>Crime Rate</u>	<u>Population</u>
Village of Beech Bottom PD	2	3.89	514

Wellsburg PD

<u>Offense</u>	<u>Offense Count</u>	<u>Crime Rate (per 1,000 persons)</u>
Aggravated Assault	1	0.36
All Other Larceny	5	1.81
Burglary/Breaking & Entering	9	3.26
Counterfeiting/Forgery	3	1.09
Destruction/Damage/Vandalism of Property	6	2.17
Drug/Narcotic Violations	3	1.09
Embezzlement	1	0.36
False Pretenses/Swindle/Confidence Game	1	0.36
Forcible Fondling	1	0.36
Intimidation	3	1.09
Motor Vehicle Theft	3	1.09
Shoplifting	3	1.09
Simple Assault	20	7.25
Stolen Property Offenses	1	0.36
Theft From Building	1	0.36
Theft From Motor Vehicle	2	0.72
Theft of Motor Vehicle Parts/Accessories	1	0.36
Weapon Law Violations	1	0.36

	<u>Index Offense Count</u>	<u>Crime Rate</u>	<u>Population</u>
Wellsburg PD	25	9.06	2,760

Wellsburg SP

<u>Offense</u>	<u>Offense Count</u>	<u>Crime Rate (per 1,000 persons)</u>
Aggravated Assault	2	N/A
All Other Larceny	7	N/A
Burglary/Breaking & Entering	1	N/A
Counterfeiting/Forgery	6	N/A
Destruction/Damage/Vandalism of Property	5	N/A
Drug/Narcotic Violations	20	N/A
Embezzlement	2	N/A
False Pretenses/Swindle/Confidence Game	5	N/A
Forcible Fondling	1	N/A

Forcible Rape	2	N/A
Impersonation	1	N/A
Intimidation	4	N/A
Shoplifting	1	N/A
Simple Assault	8	N/A
Stolen Property Offenses	2	N/A
Theft of Motor Vehicle Parts/Accessories	5	N/A

	<u>Index Offense Count</u>	<u>Crime Rate</u>	<u>Population</u>
Wellsburg SP	18		

Cabell

Barboursville PD

<u>Offense</u>	<u>Offense Count</u>	<u>Crime Rate (per 1,000 persons)</u>
Aggravated Assault	2	0.49
All Other Larceny	56	13.66
Burglary/Breaking & Entering	9	2.20
Counterfeiting/Forgery	6	1.46
Credit Card/Automatic Teller Fraud	14	3.42
Destruction/Damage/Vandalism of Property	28	6.83
Drug/Narcotic Violations	29	7.07
Embezzlement	10	2.44
False Pretenses/Swindle/Confidence Game	12	2.93
Intimidation	7	1.71
Motor Vehicle Theft	3	0.73
Shoplifting	280	68.31
Simple Assault	42	10.25
Stolen Property Offenses	6	1.46
Theft From Building	13	3.17
Theft From Motor Vehicle	19	4.64
Theft of Motor Vehicle Parts/Accessories	5	1.22
Weapon Law Violations	1	0.24

	<u>Index Offense Count</u>	<u>Crime Rate</u>	<u>Population</u>
Barboursville PD	387	94.41	4,099

Cabell CO SO

<u>Offense</u>	<u>Offense Count</u>	<u>Crime Rate (per 1,000 persons)</u>
Aggravated Assault	10	0.22
All Other Larceny	233	5.17
Burglary/Breaking & Entering	206	4.57
Counterfeiting/Forgery	9	0.20
Credit Card/Automatic Teller Fraud	17	0.38
Destruction/Damage/Vandalism of Property	235	5.21
Drug/Narcotic Violations	83	1.84
Embezzlement	8	0.18
False Pretenses/Swindle/Confidence Game	23	0.51
Forcible Fondling	2	0.04
Forcible Sodomy	1	0.02

Impersonation	8	0.18
Motor Vehicle Theft	50	1.11
Purse-snatching	1	0.02
Robbery	6	0.13
Shoplifting	144	3.19
Simple Assault	165	3.66
Statutory Rape	2	0.04
Stolen Property Offenses	4	0.09
Theft From Motor Vehicle	114	2.53
Theft of Motor Vehicle Parts/Accessories	24	0.53
Weapon Law Violations	10	0.22

	<u>Index</u>	<u>Offense Count</u>	<u>Crime Rate</u>	<u>Population</u>
Cabell CO SO		788	17.47	45,098

Huntington SP

<u>Offense</u>	<u>Offense Count</u>	<u>Crime Rate (per 1,000 persons)</u>
Aggravated Assault	13	N/A
All Other Larceny	219	N/A
Burglary/Breaking & Entering	45	N/A
Counterfeiting/Forgery	21	N/A
Destruction/Damage/Vandalism of Property	77	N/A
Drug Equipment Violations	1	N/A
Drug/Narcotic Violations	272	N/A
Embezzlement	12	N/A
Extortion/Blackmail	1	N/A
False Pretenses/Swindle/Confidence Game	30	N/A
Forcible Fondling	1	N/A
Forcible Rape	2	N/A
Gambling Equipment Violations	1	N/A
Impersonation	4	N/A
Incest	1	N/A
Intimidation	20	N/A
Kidnaping/Abduction	1	N/A
Motor Vehicle Theft	20	N/A
Pornography/Obscene Material	1	N/A
Purse-snatching	1	N/A
Robbery	3	N/A
Sexual Assault With An Object	10	N/A
Shoplifting	298	N/A
Simple Assault	100	N/A
Stolen Property Offenses	13	N/A
Theft From Motor Vehicle	21	N/A
Weapon Law Violations	7	N/A
Wire Fraud	1	N/A

	<u>Index</u>	<u>Offense Count</u>	<u>Crime Rate</u>	<u>Population</u>
Huntington SP		622		

Marshall Univ Police

<u>Offense</u>	<u>Offense Count</u>	<u>Crime Rate (per 1,000 persons)</u>
Aggravated Assault	9	N/A
All Other Larceny	23	N/A
Burglary/Breaking & Entering	2	N/A
Destruction/Damage/Vandalism of Property	6	N/A
Drug/Narcotic Violations	19	N/A
False Pretenses/Swindle/Confidence Game	1	N/A
Forcible Fondling	1	N/A
Impersonation	1	N/A
Intimidation	2	N/A
Motor Vehicle Theft	1	N/A
Robbery	1	N/A
Shoplifting	2	N/A
Simple Assault	3	N/A
Stolen Property Offenses	2	N/A
Weapon Law Violations	1	N/A

	<u>Index Offense Count</u>	<u>Crime Rate</u>	<u>Population</u>
Marshall Univ Police	38		

Milton PD

<u>Offense</u>	<u>Offense Count</u>	<u>Crime Rate (per 1,000 persons)</u>
Aggravated Assault	2	0.79
All Other Larceny	46	18.22
Arson	1	0.40
Burglary/Breaking & Entering	15	5.94
Counterfeiting/Forgery	6	2.38
Credit Card/Automatic Teller Fraud	1	0.40
Destruction/Damage/Vandalism of Property	18	7.13
Drug Equipment Violations	2	0.79
Drug/Narcotic Violations	25	9.90
Embezzlement	3	1.19
False Pretenses/Swindle/Confidence Game	3	1.19
Forcible Fondling	1	0.40
Forcible Sodomy	1	0.40
Intimidation	13	5.15
Motor Vehicle Theft	6	2.38
Shoplifting	13	5.15
Simple Assault	31	12.28
Stolen Property Offenses	3	1.19
Theft From Building	2	0.79
Theft From Motor Vehicle	15	5.94
Weapon Law Violations	5	1.98

	<u>Index Offense Count</u>	<u>Crime Rate</u>	<u>Population</u>
Milton PD	99	39.21	2,525

tf Huntington Drug & Vio Crime

<u>Offense</u>	<u>Offense Count</u>	<u>Crime Rate (per 1,000 persons)</u>
Drug/Narcotic Violations	29	N/A

Weapon Law Violations 2 N/A

tf Huntington Drug & Vio Crime Index Offense Count Crime Rate Population
0

Calhoun

DNR - 6 - Calhoun

<u>Offense</u>	<u>Offense Count</u>	<u>Crime Rate (per 1,000 persons)</u>
Drug/Narcotic Violations	1	N/A

	<u>Index Offense Count</u>	<u>Crime Rate</u>	<u>Population</u>
DNR - 6 - Calhoun	0		

Grantsville SP

<u>Offense</u>	<u>Offense Count</u>	<u>Crime Rate (per 1,000 persons)</u>
Aggravated Assault	10	N/A
All Other Larceny	11	N/A
Arson	3	N/A
Burglary/Breaking & Entering	16	N/A
Counterfeiting/Forgery	4	N/A
Credit Card/Automatic Teller Fraud	1	N/A
Destruction/Damage/Vandalism of Property	24	N/A
Drug Equipment Violations	7	N/A
Drug/Narcotic Violations	26	N/A
False Pretenses/Swindle/Confidence Game	5	N/A
Forcible Fondling	2	N/A
Forcible Rape	1	N/A
Impersonation	2	N/A
Intimidation	10	N/A
Motor Vehicle Theft	10	N/A
Pornography/Obscene Material	3	N/A
Simple Assault	23	N/A
Statutory Rape	1	N/A
Theft From Building	12	N/A
Theft From Motor Vehicle	2	N/A
Theft of Motor Vehicle Parts/Accessories	3	N/A
Weapon Law Violations	4	N/A

	<u>Index Offense Count</u>	<u>Crime Rate</u>	<u>Population</u>
Grantsville SP	65		

Clay

Clay SP

<u>Offense</u>	<u>Offense Count</u>	<u>Crime Rate (per 1,000 persons)</u>
Aggravated Assault	10	N/A
All Other Larceny	43	N/A
Burglary/Breaking & Entering	27	N/A
Counterfeiting/Forgery	2	N/A

Destruction/Damage/Vandalism of Property	20	N/A
Drug Equipment Violations	4	N/A
Drug/Narcotic Violations	52	N/A
False Pretenses/Swindle/Confidence Game	2	N/A
Forcible Fondling	3	N/A
Intimidation	9	N/A
Motor Vehicle Theft	10	N/A
Pornography/Obscene Material	1	N/A
Robbery	1	N/A
Shoplifting	5	N/A
Simple Assault	33	N/A
Stolen Property Offenses	2	N/A
Theft From Motor Vehicle	6	N/A
Weapon Law Violations	2	N/A

	<u>Index Offense Count</u>	<u>Crime Rate</u>	<u>Population</u>
Clay SP	102		

Doddridge

Doddridge Co SO

<u>Offense</u>	<u>Offense Count</u>	<u>Crime Rate (per 1,000 persons)</u>
Aggravated Assault	3	0.41
All Other Larceny	5	0.68
Burglary/Breaking & Entering	6	0.82
Destruction/Damage/Vandalism of Property	3	0.41
Drug/Narcotic Violations	2	0.27
Forcible Fondling	1	0.14
Forcible Rape	1	0.14
Forcible Sodomy	1	0.14
Intimidation	1	0.14
Motor Vehicle Theft	1	0.14
Simple Assault	4	0.54
Theft From Building	2	0.27
Theft From Motor Vehicle	3	0.41

	<u>Index Offense Count</u>	<u>Crime Rate</u>	<u>Population</u>
Doddridge Co SO	21	2.86	7,342

West Union SP

<u>Offense</u>	<u>Offense Count</u>	<u>Crime Rate (per 1,000 persons)</u>
Aggravated Assault	5	N/A
All Other Larceny	7	N/A
Arson	1	N/A
Burglary/Breaking & Entering	12	N/A
Counterfeiting/Forgery	2	N/A
Credit Card/Automatic Teller Fraud	1	N/A
Destruction/Damage/Vandalism of Property	18	N/A
Drug/Narcotic Violations	14	N/A
False Pretenses/Swindle/Confidence Game	1	N/A

Forcible Fondling	1	N/A
Forcible Rape	3	N/A
Intimidation	6	N/A
Motor Vehicle Theft	6	N/A
Simple Assault	22	N/A
Stolen Property Offenses	2	N/A
Theft From Building	4	N/A
Theft From Motor Vehicle	1	N/A
Theft of Motor Vehicle Parts/Accessories	2	N/A

	<u>Index Offense Count</u>	<u>Crime Rate</u>	<u>Population</u>
West Union SP	40		

Fayette

DNR - 4 - Fayette

<u>Offense</u>	<u>Offense Count</u>	<u>Crime Rate (per 1,000 persons)</u>
Drug/Narcotic Violations	1	N/A

	<u>Index Offense Count</u>	<u>Crime Rate</u>	<u>Population</u>
DNR - 4 - Fayette	0		

Fayette Co SO

<u>Offense</u>	<u>Offense Count</u>	<u>Crime Rate (per 1,000 persons)</u>
Aggravated Assault	38	1.27
All Other Larceny	73	2.43
Arson	5	0.17
Burglary/Breaking & Entering	126	4.20
Counterfeiting/Forgery	6	0.20
Credit Card/Automatic Teller Fraud	11	0.37
Destruction/Damage/Vandalism of Property	121	4.03
Drug/Narcotic Violations	14	0.47
Embezzlement	2	0.07
False Pretenses/Swindle/Confidence Game	13	0.43
Forcible Fondling	5	0.17
Forcible Rape	5	0.17
Intimidation	21	0.70
Kidnaping/Abduction	2	0.07
Motor Vehicle Theft	25	0.83
Murder and Nonnegligent Manslaughter	3	0.10
Pornography/Obscene Material	4	0.13
Robbery	4	0.13
Sexual Assault With An Object	4	0.13
Shoplifting	2	0.07
Simple Assault	166	5.53
Stolen Property Offenses	3	0.10
Theft From Building	31	1.03
Theft From Motor Vehicle	32	1.07
Theft of Motor Vehicle Parts/Accessories	10	0.33
Weapon Law Violations	14	0.47

Fayette Co SO	<u>Index Offense Count</u> 349	<u>Crime Rate</u> 11.63	<u>Population</u> 30,003
---------------	-----------------------------------	----------------------------	-----------------------------

Fayetteville PD

<u>Offense</u>	<u>Offense Count</u>	<u>Crime Rate (per 1,000 persons)</u>
Aggravated Assault	1	0.35
All Other Larceny	21	7.27
Burglary/Breaking & Entering	7	2.42
Counterfeiting/Forgery	1	0.35
Destruction/Damage/Vandalism of Property	15	5.19
Drug/Narcotic Violations	1	0.35
Embezzlement	1	0.35
False Pretenses/Swindle/Confidence Game	3	1.04
Intimidation	1	0.35
Motor Vehicle Theft	1	0.35
Purse-snatching	1	0.35
Shoplifting	84	29.09
Simple Assault	3	1.04
Theft From Building	3	1.04
Theft From Motor Vehicle	6	2.08
Theft of Motor Vehicle Parts/Accessories	1	0.35
Weapon Law Violations	2	0.69
Wire Fraud	1	0.35

Fayetteville PD	<u>Index Offense Count</u> 125	<u>Crime Rate</u> 43.28	<u>Population</u> 2,888
-----------------	-----------------------------------	----------------------------	----------------------------

Gauley Bridge SP

<u>Offense</u>	<u>Offense Count</u>	<u>Crime Rate (per 1,000 persons)</u>
Aggravated Assault	6	N/A
All Other Larceny	25	N/A
Burglary/Breaking & Entering	8	N/A
Counterfeiting/Forgery	3	N/A
Credit Card/Automatic Teller Fraud	2	N/A
Destruction/Damage/Vandalism of Property	23	N/A
Drug Equipment Violations	3	N/A
Drug/Narcotic Violations	16	N/A
Embezzlement	2	N/A
False Pretenses/Swindle/Confidence Game	3	N/A
Forcible Sodomy	2	N/A
Impersonation	2	N/A
Intimidation	6	N/A
Motor Vehicle Theft	9	N/A
Sexual Assault With An Object	2	N/A
Shoplifting	1	N/A
Simple Assault	20	N/A
Stolen Property Offenses	5	N/A
Theft From Building	3	N/A
Theft From Motor Vehicle	6	N/A

Theft of Motor Vehicle Parts/Accessories	2	N/A
Wire Fraud	1	N/A

<u>Index Offense Count</u>	<u>Crime Rate</u>	<u>Population</u>
60		

Gauley Bridge SP

Mount Hope PD

<u>Offense</u>	<u>Offense Count</u>	<u>Crime Rate (per 1,000 persons)</u>
Aggravated Assault	3	2.15
All Other Larceny	4	2.86
Burglary/Breaking & Entering	6	4.29
Counterfeiting/Forgery	2	1.43
Destruction/Damage/Vandalism of Property	8	5.72
Drug/Narcotic Violations	16	11.44
False Pretenses/Swindle/Confidence Game	2	1.43
Intimidation	1	0.72
Robbery	1	0.72
Shoplifting	3	2.15
Simple Assault	7	5.01
Stolen Property Offenses	1	0.72
Theft From Building	1	0.72
Theft From Coin Operated Machine or Device	1	0.72
Weapon Law Violations	8	5.72

<u>Index Offense Count</u>	<u>Crime Rate</u>	<u>Population</u>
19	13.59	1,398

Mount Hope PD

Oak Hill PD

<u>Offense</u>	<u>Offense Count</u>	<u>Crime Rate (per 1,000 persons)</u>
Aggravated Assault	7	0.91
All Other Larceny	118	15.31
Arson	1	0.13
Assisting or Promoting Prostitution	1	0.13
Burglary/Breaking & Entering	46	5.97
Counterfeiting/Forgery	6	0.78
Destruction/Damage/Vandalism of Property	80	10.38
Drug Equipment Violations	3	0.39
Drug/Narcotic Violations	26	3.37
Embezzlement	1	0.13
False Pretenses/Swindle/Confidence Game	7	0.91
Forcible Fondling	3	0.39
Forcible Rape	3	0.39
Impersonation	3	0.39
Intimidation	4	0.52
Motor Vehicle Theft	14	1.82
Murder and Nonnegligent Manslaughter	1	0.13
Pornography/Obscene Material	1	0.13
Robbery	7	0.91
Shoplifting	65	8.43
Simple Assault	56	7.26

Statutory Rape	1	0.13
Stolen Property Offenses	15	1.95
Theft From Building	3	0.39
Theft From Motor Vehicle	22	2.85
Theft of Motor Vehicle Parts/Accessories	12	1.56
Weapon Law Violations	2	0.26

	<u>Index Offense Count</u>	<u>Crime Rate</u>	<u>Population</u>
Oak Hill PD	298	38.66	7,709

Oak Hill SP

<u>Offense</u>	<u>Offense Count</u>	<u>Crime Rate (per 1,000 persons)</u>
Aggravated Assault	13	N/A
All Other Larceny	42	N/A
Arson	2	N/A
Burglary/Breaking & Entering	36	N/A
Counterfeiting/Forgery	10	N/A
Destruction/Damage/Vandalism of Property	22	N/A
Drug Equipment Violations	1	N/A
Drug/Narcotic Violations	30	N/A
False Pretenses/Swindle/Confidence Game	11	N/A
Forcible Fondling	3	N/A
Forcible Rape	1	N/A
Impersonation	13	N/A
Intimidation	15	N/A
Kidnaping/Abduction	2	N/A
Motor Vehicle Theft	10	N/A
Robbery	1	N/A
Shoplifting	8	N/A
Simple Assault	29	N/A
Stolen Property Offenses	1	N/A
Theft From Building	10	N/A
Theft From Motor Vehicle	30	N/A
Theft of Motor Vehicle Parts/Accessories	6	N/A
Weapon Law Violations	2	N/A

	<u>Index Offense Count</u>	<u>Crime Rate</u>	<u>Population</u>
Oak Hill SP	157		

Turnpike - Fayette

<u>Offense</u>	<u>Offense Count</u>	<u>Crime Rate (per 1,000 persons)</u>
Burglary/Breaking & Entering	1	N/A
Destruction/Damage/Vandalism of Property	1	N/A
Drug/Narcotic Violations	7	N/A
Motor Vehicle Theft	1	N/A
Stolen Property Offenses	1	N/A

	<u>Index Offense Count</u>	<u>Crime Rate</u>	<u>Population</u>
Turnpike - Fayette	2		

WVU Tech-Security

<u>Offense</u>	<u>Offense Count</u>	<u>Crime Rate (per 1,000 persons)</u>
All Other Larceny	7	N/A
Burglary/Breaking & Entering	3	N/A
Destruction/Damage/Vandalism of Property	4	N/A
Drug/Narcotic Violations	1	N/A

	<u>Index Offense Count</u>	<u>Crime Rate</u>	<u>Population</u>
WVU Tech-Security	10		

Gilmer

DNR - 6 - Gilmer

<u>Offense</u>	<u>Offense Count</u>	<u>Crime Rate (per 1,000 persons)</u>
Aggravated Assault	1	N/A

	<u>Index Offense Count</u>	<u>Crime Rate</u>	<u>Population</u>
DNR - 6 - Gilmer	1		

Glennville PD

<u>Offense</u>	<u>Offense Count</u>	<u>Crime Rate (per 1,000 persons)</u>
Aggravated Assault	2	1.29
Burglary/Breaking & Entering	2	1.29
Destruction/Damage/Vandalism of Property	1	0.64
Drug/Narcotic Violations	11	7.08
False Pretenses/Swindle/Confidence Game	1	0.64
Intimidation	4	2.58
Simple Assault	6	3.86
Theft From Building	2	1.29
Theft From Motor Vehicle	1	0.64
Weapon Law Violations	3	1.93

	<u>Index Offense Count</u>	<u>Crime Rate</u>	<u>Population</u>
Glennville PD	7	4.51	1,553

Glennville SP

<u>Offense</u>	<u>Offense Count</u>	<u>Crime Rate (per 1,000 persons)</u>
Aggravated Assault	7	N/A
All Other Larceny	11	N/A
Burglary/Breaking & Entering	5	N/A
Counterfeiting/Forgery	1	N/A
Destruction/Damage/Vandalism of Property	12	N/A
Drug Equipment Violations	2	N/A
Drug/Narcotic Violations	33	N/A
Embezzlement	1	N/A
False Pretenses/Swindle/Confidence Game	7	N/A
Forcible Rape	3	N/A
Impersonation	1	N/A
Intimidation	18	N/A
Motor Vehicle Theft	1	N/A
Pornography/Obscene Material	1	N/A
Sexual Assault With An Object	1	N/A

Shoplifting	1	N/A
Simple Assault	18	N/A
Stolen Property Offenses	1	N/A
Theft From Building	1	N/A
Weapon Law Violations	2	N/A

	<u>Index Offense Count</u>	<u>Crime Rate</u>	<u>Population</u>
Glenville SP	29		

Grant

DNR - 2 - Grant

<u>Offense</u>	<u>Offense Count</u>	<u>Crime Rate (per 1,000 persons)</u>
Drug/Narcotic Violations	4	N/A

	<u>Index Offense Count</u>	<u>Crime Rate</u>	<u>Population</u>
DNR - 2 - Grant	0		

Grant Co SO

<u>Offense</u>	<u>Offense Count</u>	<u>Crime Rate (per 1,000 persons)</u>
Aggravated Assault	4	0.44
All Other Larceny	2	0.22
Burglary/Breaking & Entering	8	0.88
Destruction/Damage/Vandalism of Property	3	0.33
Drug/Narcotic Violations	32	3.53
Impersonation	3	0.33
Intimidation	3	0.33
Shoplifting	1	0.11
Simple Assault	7	0.77
Theft From Building	2	0.22
Weapon Law Violations	2	0.22

	<u>Index Offense Count</u>	<u>Crime Rate</u>	<u>Population</u>
Grant Co SO	17	1.87	9,069

Petersburg SP

<u>Offense</u>	<u>Offense Count</u>	<u>Crime Rate (per 1,000 persons)</u>
Aggravated Assault	9	N/A
All Other Larceny	18	N/A
Burglary/Breaking & Entering	21	N/A
Counterfeiting/Forgery	1	N/A
Destruction/Damage/Vandalism of Property	17	N/A
Drug/Narcotic Violations	5	N/A
Embezzlement	1	N/A
False Pretenses/Swindle/Confidence Game	8	N/A
Forcible Fondling	4	N/A
Forcible Rape	1	N/A
Impersonation	6	N/A
Intimidation	5	N/A
Kidnaping/Abduction	1	N/A
Pocket-picking	1	N/A

Pornography/Obscene Material	1	N/A
Sexual Assault With An Object	2	N/A
Simple Assault	30	N/A
Theft From Motor Vehicle	1	N/A
Theft of Motor Vehicle Parts/Accessories	3	N/A
Weapon Law Violations	3	N/A

	<u>Index Offense Count</u>	<u>Crime Rate</u>	<u>Population</u>
Petersburg SP	54		

tf Potomac Highland Drug & Vio

<u>Offense</u>	<u>Offense Count</u>	<u>Crime Rate (per 1,000 persons)</u>
Drug/Narcotic Violations	99	N/A

	<u>Index Offense Count</u>	<u>Crime Rate</u>	<u>Population</u>
tf Potomac Highland Drug & Vio	0		

Greenbrier

Greenbrier Co SO

<u>Offense</u>	<u>Offense Count</u>	<u>Crime Rate (per 1,000 persons)</u>
Aggravated Assault	2	0.08
All Other Larceny	74	2.94
Burglary/Breaking & Entering	36	1.43
Counterfeiting/Forgery	1	0.04
Destruction/Damage/Vandalism of Property	19	0.75
Drug/Narcotic Violations	16	0.64
False Pretenses/Swindle/Confidence Game	1	0.04
Intimidation	4	0.16
Motor Vehicle Theft	6	0.24
Robbery	2	0.08
Shoplifting	4	0.16
Simple Assault	61	2.42
Theft From Motor Vehicle	3	0.12

	<u>Index Offense Count</u>	<u>Crime Rate</u>	<u>Population</u>
Greenbrier Co SO	127	5.04	25,187

Lewisburg PD

<u>Offense</u>	<u>Offense Count</u>	<u>Crime Rate (per 1,000 persons)</u>
Aggravated Assault	7	1.76
All Other Larceny	2	0.50
Burglary/Breaking & Entering	2	0.50
Counterfeiting/Forgery	4	1.00
Destruction/Damage/Vandalism of Property	2	0.50
Drug Equipment Violations	1	0.25
Drug/Narcotic Violations	34	8.54
Embezzlement	5	1.26
False Pretenses/Swindle/Confidence Game	11	2.76
Forcible Fondling	1	0.25
Forcible Rape	2	0.50

Impersonation	1	0.25
Intimidation	4	1.00
Motor Vehicle Theft	1	0.25
Shoplifting	45	11.30
Simple Assault	26	6.53
Statutory Rape	1	0.25
Theft From Building	12	3.01
Theft From Motor Vehicle	11	2.76
Theft of Motor Vehicle Parts/Accessories	1	0.25

	<u>Index Offense Count</u>	<u>Crime Rate</u>	<u>Population</u>
Lewisburg PD	83	20.85	3,981

Lewisburg SP

<u>Offense</u>	<u>Offense Count</u>	<u>Crime Rate (per 1,000 persons)</u>
Aggravated Assault	4	N/A
All Other Larceny	44	N/A
Arson	1	N/A
Burglary/Breaking & Entering	24	N/A
Counterfeiting/Forgery	14	N/A
Destruction/Damage/Vandalism of Property	27	N/A
Drug Equipment Violations	3	N/A
Drug/Narcotic Violations	15	N/A
Embezzlement	1	N/A
False Pretenses/Swindle/Confidence Game	9	N/A
Forcible Fondling	3	N/A
Impersonation	13	N/A
Intimidation	10	N/A
Motor Vehicle Theft	5	N/A
Robbery	1	N/A
Sexual Assault With An Object	2	N/A
Shoplifting	12	N/A
Simple Assault	31	N/A
Stolen Property Offenses	1	N/A
Theft From Motor Vehicle	13	N/A
Weapon Law Violations	2	N/A
Wire Fraud	2	N/A

	<u>Index Offense Count</u>	<u>Crime Rate</u>	<u>Population</u>
Lewisburg SP	103		

Rainelle SP

<u>Offense</u>	<u>Offense Count</u>	<u>Crime Rate (per 1,000 persons)</u>
Aggravated Assault	2	N/A
All Other Larceny	22	N/A
Burglary/Breaking & Entering	26	N/A
Counterfeiting/Forgery	4	N/A
Credit Card/Automatic Teller Fraud	2	N/A
Destruction/Damage/Vandalism of Property	19	N/A
Drug Equipment Violations	4	N/A

Drug/Narcotic Violations	39	N/A
False Pretenses/Swindle/Confidence Game	4	N/A
Forcible Fondling	1	N/A
Forcible Rape	2	N/A
Impersonation	2	N/A
Intimidation	9	N/A
Motor Vehicle Theft	6	N/A
Pornography/Obscene Material	1	N/A
Shoplifting	2	N/A
Simple Assault	17	N/A
Statutory Rape	2	N/A
Stolen Property Offenses	1	N/A
Theft From Motor Vehicle	1	N/A
Weapon Law Violations	6	N/A

	<u>Index Offense Count</u>	<u>Crime Rate</u>	<u>Population</u>
Rainelle SP	61		

Ronceverte PD

<u>Offense</u>	<u>Offense Count</u>	<u>Crime Rate (per 1,000 persons)</u>
Aggravated Assault	7	3.94
All Other Larceny	15	8.44
Burglary/Breaking & Entering	4	2.25
Counterfeiting/Forgery	1	0.56
Destruction/Damage/Vandalism of Property	7	3.94
Drug/Narcotic Violations	2	1.12
Embezzlement	1	0.56
False Pretenses/Swindle/Confidence Game	7	3.94
Forcible Fondling	2	1.12
Intimidation	2	1.12
Sexual Assault With An Object	1	0.56
Shoplifting	1	0.56
Simple Assault	21	11.81
Theft From Building	16	9.00
Theft of Motor Vehicle Parts/Accessories	1	0.56
Weapon Law Violations	1	0.56

	<u>Index Offense Count</u>	<u>Crime Rate</u>	<u>Population</u>
Ronceverte PD	44	24.75	1,778

tf Greenbrier Co Drug

<u>Offense</u>	<u>Offense Count</u>	<u>Crime Rate (per 1,000 persons)</u>
Drug/Narcotic Violations	79	N/A

	<u>Index Offense Count</u>	<u>Crime Rate</u>	<u>Population</u>
tf Greenbrier Co Drug	0		

White Sulphur Springs PD

<u>Offense</u>	<u>Offense Count</u>	<u>Crime Rate (per 1,000 persons)</u>
Aggravated Assault	5	2.03
Burglary/Breaking & Entering	1	0.41

Counterfeiting/Forgery	1	0.41
Destruction/Damage/Vandalism of Property	5	2.03
Drug/Narcotic Violations	1	0.41
Intimidation	2	0.81
Sexual Assault With An Object	1	0.41
Shoplifting	2	0.81
Simple Assault	10	4.05
Stolen Property Offenses	1	0.41

	<u>Index Offense Count</u>	<u>Crime Rate</u>	<u>Population</u>
White Sulphur Springs PD	8	3.24	2,467

Hampshire

DNR - 2 - Hampshire

<u>Offense</u>	<u>Offense Count</u>	<u>Crime Rate (per 1,000 persons)</u>
Drug/Narcotic Violations	6	N/A

	<u>Index Offense Count</u>	<u>Crime Rate</u>	<u>Population</u>
DNR - 2 - Hampshire	0		

Hampshire Co SO

<u>Offense</u>	<u>Offense Count</u>	<u>Crime Rate (per 1,000 persons)</u>
Aggravated Assault	39	1.82
All Other Larceny	24	1.12
Arson	2	0.09
Burglary/Breaking & Entering	35	1.63
Counterfeiting/Forgery	2	0.09
Credit Card/Automatic Teller Fraud	3	0.14
Destruction/Damage/Vandalism of Property	27	1.26
Drug Equipment Violations	1	0.05
Drug/Narcotic Violations	7	0.33
False Pretenses/Swindle/Confidence Game	1	0.05
Forcible Fondling	1	0.05
Impersonation	2	0.09
Intimidation	6	0.28
Motor Vehicle Theft	5	0.23
Simple Assault	8	0.37
Stolen Property Offenses	1	0.05
Theft From Building	8	0.37
Theft From Motor Vehicle	2	0.09
Weapon Law Violations	3	0.14

	<u>Index Offense Count</u>	<u>Crime Rate</u>	<u>Population</u>
Hampshire Co SO	113	5.27	21,447

Romney PD

<u>Offense</u>	<u>Offense Count</u>	<u>Crime Rate (per 1,000 persons)</u>
Burglary/Breaking & Entering	3	1.66

	<u>Index Offense Count</u>	<u>Crime Rate</u>	<u>Population</u>
Romney PD	3	1.66	1,806

Romney SP

<u>Offense</u>	<u>Offense Count</u>	<u>Crime Rate (per 1,000 persons)</u>
Aggravated Assault	8	N/A
All Other Larceny	42	N/A
Arson	1	N/A
Burglary/Breaking & Entering	24	N/A
Counterfeiting/Forgery	15	N/A
Destruction/Damage/Vandalism of Property	47	N/A
Drug Equipment Violations	2	N/A
Drug/Narcotic Violations	33	N/A
Embezzlement	1	N/A
False Pretenses/Swindle/Confidence Game	11	N/A
Forcible Fondling	4	N/A
Forcible Rape	1	N/A
Forcible Sodomy	2	N/A
Impersonation	4	N/A
Intimidation	22	N/A
Motor Vehicle Theft	13	N/A
Pornography/Obscene Material	4	N/A
Shoplifting	3	N/A
Simple Assault	43	N/A
Statutory Rape	3	N/A
Stolen Property Offenses	4	N/A
Theft From Motor Vehicle	1	N/A
Theft of Motor Vehicle Parts/Accessories	9	N/A
Weapon Law Violations	3	N/A

	<u>Index Offense Count</u>	<u>Crime Rate</u>	<u>Population</u>
Romney SP	101		

Hancock

Chester PD

<u>Offense</u>	<u>Offense Count</u>	<u>Crime Rate (per 1,000 persons)</u>
All Other Larceny	11	4.33
Burglary/Breaking & Entering	5	1.97
Destruction/Damage/Vandalism of Property	2	0.79
Forcible Rape	1	0.39
Intimidation	1	0.39
Robbery	1	0.39
Simple Assault	12	4.72
Statutory Rape	1	0.39
Stolen Property Offenses	2	0.79
Theft From Motor Vehicle	2	0.79

	<u>Index Offense Count</u>	<u>Crime Rate</u>	<u>Population</u>
Chester PD	20	7.86	2,543

Hancock Co SO

<u>Offense</u>	<u>Offense Count</u>	<u>Crime Rate (per 1,000 persons)</u>
Aggravated Assault	6	0.54
All Other Larceny	17	1.53
Arson	1	0.09
Burglary/Breaking & Entering	22	1.99
Counterfeiting/Forgery	14	1.26
Credit Card/Automatic Teller Fraud	3	0.27
Destruction/Damage/Vandalism of Property	12	1.08
Drug/Narcotic Violations	11	0.99
False Pretenses/Swindle/Confidence Game	4	0.36
Forcible Rape	1	0.09
Forcible Sodomy	1	0.09
Intimidation	1	0.09
Motor Vehicle Theft	6	0.54
Pornography/Obscene Material	1	0.09
Robbery	3	0.27
Shoplifting	2	0.18
Simple Assault	56	5.06
Statutory Rape	1	0.09
Stolen Property Offenses	8	0.72
Theft From Building	1	0.09
Theft From Motor Vehicle	4	0.36
Weapon Law Violations	1	0.09

	<u>Index Offense Count</u>	<u>Crime Rate</u>	<u>Population</u>
Hancock Co SO	62	5.60	11,075

New Cumberland SP

<u>Offense</u>	<u>Offense Count</u>	<u>Crime Rate (per 1,000 persons)</u>
Aggravated Assault	4	N/A
All Other Larceny	4	N/A
Burglary/Breaking & Entering	1	N/A
Counterfeiting/Forgery	5	N/A
Destruction/Damage/Vandalism of Property	2	N/A
Drug/Narcotic Violations	25	N/A
Embezzlement	1	N/A
False Pretenses/Swindle/Confidence Game	7	N/A
Forcible Fondling	3	N/A
Forcible Sodomy	1	N/A
Impersonation	4	N/A
Intimidation	1	N/A
Motor Vehicle Theft	2	N/A
Pornography/Obscene Material	1	N/A
Sexual Assault With An Object	1	N/A
Simple Assault	2	N/A
Stolen Property Offenses	1	N/A
Theft From Motor Vehicle	1	N/A
Theft of Motor Vehicle Parts/Accessories	3	N/A

New Cumberland SP	<u>Index Offense Count</u>	<u>Crime Rate</u>	<u>Population</u>
	15		

tf Hancock-Brooke Drug

<u>Offense</u>	<u>Offense Count</u>	<u>Crime Rate (per 1,000 persons)</u>
Drug/Narcotic Violations	11	N/A

tf Hancock-Brooke Drug	<u>Index Offense Count</u>	<u>Crime Rate</u>	<u>Population</u>
	0		

Weirton PD

<u>Offense</u>	<u>Offense Count</u>	<u>Crime Rate (per 1,000 persons)</u>
Aggravated Assault	10	0.65
All Other Larceny	55	3.56
Burglary/Breaking & Entering	49	3.17
Counterfeiting/Forgery	8	0.52
Credit Card/Automatic Teller Fraud	10	0.65
Destruction/Damage/Vandalism of Property	55	3.56
Drug/Narcotic Violations	13	0.84
Embezzlement	12	0.78
False Pretenses/Swindle/Confidence Game	8	0.52
Forcible Fondling	1	0.06
Forcible Rape	1	0.06
Intimidation	2	0.13
Motor Vehicle Theft	10	0.65
Pornography/Obscene Material	1	0.06
Robbery	7	0.45
Shoplifting	154	9.96
Simple Assault	106	6.85
Statutory Rape	2	0.13
Stolen Property Offenses	47	3.04
Theft From Building	4	0.26
Theft From Motor Vehicle	8	0.52
Weapon Law Violations	8	0.52

Weirton PD	<u>Index Offense Count</u>	<u>Crime Rate</u>	<u>Population</u>
	298	19.27	15,468

Hardy

DNR - 2 - Hardy

<u>Offense</u>	<u>Offense Count</u>	<u>Crime Rate (per 1,000 persons)</u>
Drug/Narcotic Violations	1	N/A

DNR - 2 - Hardy	<u>Index Offense Count</u>	<u>Crime Rate</u>	<u>Population</u>
	0		

Hardy Co SO

<u>Offense</u>	<u>Offense Count</u>	<u>Crime Rate (per 1,000 persons)</u>
Aggravated Assault	8	0.73
All Other Larceny	6	0.54

Arson	2	0.18
Burglary/Breaking & Entering	2	0.18
Destruction/Damage/Vandalism of Property	2	0.18
Drug/Narcotic Violations	6	0.54

	<u>Index Offense Count</u>	<u>Crime Rate</u>	<u>Population</u>
Hardy Co SO	16	1.45	11,031

Moorefield PD

<u>Offense</u>	<u>Offense Count</u>	<u>Crime Rate (per 1,000 persons)</u>
Aggravated Assault	22	8.83
All Other Larceny	3	1.20
Burglary/Breaking & Entering	2	0.80
Counterfeiting/Forgery	2	0.80
Destruction/Damage/Vandalism of Property	6	2.41
Drug/Narcotic Violations	15	6.02
Embezzlement	2	0.80
False Pretenses/Swindle/Confidence Game	3	1.20
Intimidation	4	1.61
Motor Vehicle Theft	2	0.80
Shoplifting	36	14.45
Simple Assault	4	1.61
Stolen Property Offenses	1	0.40
Theft From Building	2	0.80
Theft From Motor Vehicle	1	0.40
Weapon Law Violations	2	0.80

	<u>Index Offense Count</u>	<u>Crime Rate</u>	<u>Population</u>
Moorefield PD	68	27.29	2,492

Moorefield SP

<u>Offense</u>	<u>Offense Count</u>	<u>Crime Rate (per 1,000 persons)</u>
Aggravated Assault	11	N/A
All Other Larceny	11	N/A
Burglary/Breaking & Entering	27	N/A
Counterfeiting/Forgery	1	N/A
Destruction/Damage/Vandalism of Property	26	N/A
Drug/Narcotic Violations	12	N/A
False Pretenses/Swindle/Confidence Game	9	N/A
Forcible Fondling	2	N/A
Forcible Rape	3	N/A
Forcible Sodomy	1	N/A
Impersonation	1	N/A
Intimidation	22	N/A
Motor Vehicle Theft	2	N/A
Robbery	1	N/A
Simple Assault	36	N/A
Stolen Property Offenses	2	N/A
Theft From Building	1	N/A
Theft From Motor Vehicle	1	N/A

Theft of Motor Vehicle Parts/Accessories	3	N/A
Weapon Law Violations	7	N/A

	<u>Index Offense Count</u>	<u>Crime Rate</u>	<u>Population</u>
Moorefield SP	60		

Harrison

Bridgeport PD

<u>Offense</u>	<u>Offense Count</u>	<u>Crime Rate (per 1,000 persons)</u>
Aggravated Assault	8	0.95
All Other Larceny	72	8.55
Burglary/Breaking & Entering	16	1.90
Counterfeiting/Forgery	21	2.49
Credit Card/Automatic Teller Fraud	11	1.31
Destruction/Damage/Vandalism of Property	43	5.10
Drug/Narcotic Violations	61	7.24
Embezzlement	17	2.02
False Pretenses/Swindle/Confidence Game	20	2.37
Forcible Fondling	1	0.12
Forcible Rape	2	0.24
Impersonation	9	1.07
Intimidation	21	2.49
Motor Vehicle Theft	5	0.59
Pocket-picking	1	0.12
Pornography/Obscene Material	17	2.02
Prostitution	5	0.59
Purse-snatching	7	0.83
Robbery	1	0.12
Shoplifting	140	16.62
Simple Assault	61	7.24
Stolen Property Offenses	2	0.24
Theft From Building	1	0.12
Theft From Coin Operated Machine or Device	4	0.47
Theft From Motor Vehicle	20	2.37
Theft of Motor Vehicle Parts/Accessories	4	0.47
Weapon Law Violations	6	0.71

	<u>Index Offense Count</u>	<u>Crime Rate</u>	<u>Population</u>
Bridgeport PD	281	33.35	8,425

Bridgeport SP

<u>Offense</u>	<u>Offense Count</u>	<u>Crime Rate (per 1,000 persons)</u>
Aggravated Assault	7	N/A
All Other Larceny	52	N/A
Burglary/Breaking & Entering	41	N/A
Counterfeiting/Forgery	12	N/A
Credit Card/Automatic Teller Fraud	1	N/A
Destruction/Damage/Vandalism of Property	50	N/A
Drug/Narcotic Violations	69	N/A

False Pretenses/Swindle/Confidence Game	12	N/A
Forcible Fondling	3	N/A
Impersonation	3	N/A
Intimidation	12	N/A
Motor Vehicle Theft	14	N/A
Robbery	2	N/A
Sexual Assault With An Object	1	N/A
Shoplifting	14	N/A
Simple Assault	25	N/A
Stolen Property Offenses	6	N/A
Theft From Motor Vehicle	3	N/A
Theft of Motor Vehicle Parts/Accessories	42	N/A
Weapon Law Violations	5	N/A

	<u>Index Offense Count</u>	<u>Crime Rate</u>	<u>Population</u>
Bridgeport SP	175		

Harrison Co SO

<u>Offense</u>	<u>Offense Count</u>	<u>Crime Rate (per 1,000 persons)</u>
Aggravated Assault	38	1.09
All Other Larceny	127	3.65
Arson	4	0.11
Burglary/Breaking & Entering	87	2.50
Counterfeiting/Forgery	21	0.60
Credit Card/Automatic Teller Fraud	4	0.11
Destruction/Damage/Vandalism of Property	75	2.15
Drug/Narcotic Violations	129	3.70
Embezzlement	5	0.14
False Pretenses/Swindle/Confidence Game	20	0.57
Forcible Fondling	10	0.29
Forcible Rape	1	0.03
Impersonation	2	0.06
Intimidation	1	0.03
Kidnaping/Abduction	1	0.03
Motor Vehicle Theft	22	0.63
Murder and Nonnegligent Manslaughter	2	0.06
Pornography/Obscene Material	3	0.09
Sexual Assault With An Object	3	0.09
Shoplifting	28	0.80
Simple Assault	107	3.07
Stolen Property Offenses	4	0.11
Theft From Motor Vehicle	6	0.17
Theft of Motor Vehicle Parts/Accessories	1	0.03
Weapon Law Violations	9	0.26

	<u>Index Offense Count</u>	<u>Crime Rate</u>	<u>Population</u>
Harrison Co SO	312	8.96	34,839

Shinnston PD

<u>Offense</u>	<u>Offense Count</u>	<u>Crime Rate (per 1,000 persons)</u>
----------------	----------------------	---------------------------------------

Aggravated Assault	7	3.19
All Other Larceny	17	7.76
Burglary/Breaking & Entering	7	3.19
Counterfeiting/Forgery	1	0.46
Destruction/Damage/Vandalism of Property	14	6.39
Drug Equipment Violations	1	0.46
Drug/Narcotic Violations	15	6.84
False Pretenses/Swindle/Confidence Game	2	0.91
Impersonation	1	0.46
Intimidation	3	1.37
Shoplifting	15	6.84
Simple Assault	12	5.47
Theft From Building	1	0.46
Theft From Motor Vehicle	1	0.46

	<u>Index Offense Count</u>	<u>Crime Rate</u>	<u>Population</u>
Shinnston PD	48	21.90	2,192

Jackson

DNR - 6 - Jackson

<u>Offense</u>	<u>Offense Count</u>	<u>Crime Rate (per 1,000 persons)</u>
Drug/Narcotic Violations	1	N/A

	<u>Index Offense Count</u>	<u>Crime Rate</u>	<u>Population</u>
DNR - 6 - Jackson	0		

Jackson Co SO

<u>Offense</u>	<u>Offense Count</u>	<u>Crime Rate (per 1,000 persons)</u>
Aggravated Assault	33	1.49
All Other Larceny	51	2.31
Burglary/Breaking & Entering	19	0.86
Counterfeiting/Forgery	2	0.09
Credit Card/Automatic Teller Fraud	4	0.18
Destruction/Damage/Vandalism of Property	7	0.32
Drug/Narcotic Violations	16	0.72
Embezzlement	1	0.05
False Pretenses/Swindle/Confidence Game	1	0.05
Forcible Rape	4	0.18
Intimidation	6	0.27
Kidnaping/Abduction	1	0.05
Motor Vehicle Theft	4	0.18
Pornography/Obscene Material	2	0.09
Shoplifting	3	0.14
Stolen Property Offenses	6	0.27
Weapon Law Violations	5	0.23

	<u>Index Offense Count</u>	<u>Crime Rate</u>	<u>Population</u>
Jackson Co SO	114	5.16	22,098

Ripley PD

<u>Offense</u>	<u>Offense Count</u>	<u>Crime Rate (per 1,000 persons)</u>
All Other Larceny	7	2.15
Counterfeiting/Forgery	2	0.62
Embezzlement	1	0.31
Intimidation	1	0.31
Shoplifting	6	1.85
Simple Assault	10	3.08

	<u>Index Offense Count</u>	<u>Crime Rate</u>	<u>Population</u>
Ripley PD	13	4.00	3,249

Ripley SP

<u>Offense</u>	<u>Offense Count</u>	<u>Crime Rate (per 1,000 persons)</u>
Aggravated Assault	3	N/A
All Other Larceny	27	N/A
Burglary/Breaking & Entering	19	N/A
Counterfeiting/Forgery	1	N/A
Credit Card/Automatic Teller Fraud	1	N/A
Destruction/Damage/Vandalism of Property	42	N/A
Drug Equipment Violations	1	N/A
Drug/Narcotic Violations	58	N/A
Embezzlement	1	N/A
False Pretenses/Swindle/Confidence Game	27	N/A
Forcible Fondling	2	N/A
Forcible Rape	1	N/A
Intimidation	26	N/A
Kidnaping/Abduction	2	N/A
Motor Vehicle Theft	7	N/A
Purse-snatching	1	N/A
Robbery	1	N/A
Sexual Assault With An Object	3	N/A
Shoplifting	5	N/A
Simple Assault	26	N/A
Stolen Property Offenses	4	N/A
Theft From Motor Vehicle	6	N/A
Theft of Motor Vehicle Parts/Accessories	13	N/A
Weapon Law Violations	1	N/A

	<u>Index Offense Count</u>	<u>Crime Rate</u>	<u>Population</u>
Ripley SP	83		

Jefferson

Charles Town PD

<u>Offense</u>	<u>Offense Count</u>	<u>Crime Rate (per 1,000 persons)</u>
Aggravated Assault	15	2.77
All Other Larceny	34	6.27
Burglary/Breaking & Entering	9	1.66
Counterfeiting/Forgery	3	0.55
Destruction/Damage/Vandalism of Property	27	4.98

Drug Equipment Violations	1	0.18
Drug/Narcotic Violations	30	5.53
Embezzlement	1	0.18
False Pretenses/Swindle/Confidence Game	2	0.37
Forcible Fondling	1	0.18
Impersonation	5	0.92
Intimidation	4	0.74
Motor Vehicle Theft	9	1.66
Pornography/Obscene Material	1	0.18
Robbery	4	0.74
Shoplifting	5	0.92
Simple Assault	12	2.21
Stolen Property Offenses	5	0.92
Theft From Building	17	3.14
Theft From Motor Vehicle	9	1.66

	<u>Index Offense Count</u>	<u>Crime Rate</u>	<u>Population</u>
Charles Town PD	102	18.82	5,421

DNR - 2 - Jefferson

<u>Offense</u>	<u>Offense Count</u>	<u>Crime Rate (per 1,000 persons)</u>
Counterfeiting/Forgery	1	N/A
Drug/Narcotic Violations	1	N/A

	<u>Index Offense Count</u>	<u>Crime Rate</u>	<u>Population</u>
DNR - 2 - Jefferson	0		

Jefferson Co SO

<u>Offense</u>	<u>Offense Count</u>	<u>Crime Rate (per 1,000 persons)</u>
Aggravated Assault	22	0.53
All Other Larceny	153	3.72
Burglary/Breaking & Entering	77	1.87
Counterfeiting/Forgery	9	0.22
Credit Card/Automatic Teller Fraud	4	0.10
Destruction/Damage/Vandalism of Property	75	1.82
Drug Equipment Violations	3	0.07
Drug/Narcotic Violations	26	0.63
Embezzlement	1	0.02
False Pretenses/Swindle/Confidence Game	27	0.66
Forcible Fondling	3	0.07
Forcible Rape	2	0.05
Impersonation	13	0.32
Incest	1	0.02
Intimidation	8	0.19
Kidnaping/Abduction	1	0.02
Motor Vehicle Theft	12	0.29
Murder and Nonnegligent Manslaughter	1	0.02
Pornography/Obscene Material	4	0.10
Purse-snatching	2	0.05
Robbery	6	0.15

Shoplifting	96	2.33
Simple Assault	53	1.29
Stolen Property Offenses	4	0.10
Theft From Building	52	1.26
Theft From Coin Operated Machine or Device	1	0.02
Theft From Motor Vehicle	25	0.61
Theft of Motor Vehicle Parts/Accessories	11	0.27
Wire Fraud	2	0.05

	<u>Index Offense Count</u>	<u>Crime Rate</u>	<u>Population</u>
Jefferson Co SO	460	11.18	41,146

Kearneysville SP

<u>Offense</u>	<u>Offense Count</u>	<u>Crime Rate (per 1,000 persons)</u>
Aggravated Assault	17	N/A
All Other Larceny	25	N/A
Assisting or Promoting Prostitution	1	N/A
Burglary/Breaking & Entering	76	N/A
Counterfeiting/Forgery	9	N/A
Credit Card/Automatic Teller Fraud	13	N/A
Destruction/Damage/Vandalism of Property	75	N/A
Drug/Narcotic Violations	141	N/A
Embezzlement	1	N/A
False Pretenses/Swindle/Confidence Game	52	N/A
Forcible Fondling	2	N/A
Intimidation	42	N/A
Kidnaping/Abduction	3	N/A
Motor Vehicle Theft	11	N/A
Prostitution	2	N/A
Robbery	4	N/A
Sexual Assault With An Object	4	N/A
Shoplifting	97	N/A
Simple Assault	77	N/A
Stolen Property Offenses	9	N/A
Theft From Building	35	N/A
Theft From Motor Vehicle	16	N/A
Theft of Motor Vehicle Parts/Accessories	29	N/A
Weapon Law Violations	5	N/A

	<u>Index Offense Count</u>	<u>Crime Rate</u>	<u>Population</u>
Kearneysville SP	310		

Ranson PD

<u>Offense</u>	<u>Offense Count</u>	<u>Crime Rate (per 1,000 persons)</u>
All Other Larceny	1	0.21
Credit Card/Automatic Teller Fraud	1	0.21
Drug/Narcotic Violations	3	0.64

	<u>Index Offense Count</u>	<u>Crime Rate</u>	<u>Population</u>
Ranson PD	1	0.21	4,684

Shepherd University

<u>Offense</u>	<u>Offense Count</u>	<u>Crime Rate (per 1,000 persons)</u>
All Other Larceny	10	N/A
Destruction/Damage/Vandalism of Property	7	N/A
Drug/Narcotic Violations	4	N/A
Forcible Fondling	1	N/A
Intimidation	1	N/A
Robbery	1	N/A
Sexual Assault With An Object	1	N/A
Simple Assault	1	N/A
Theft From Building	1	N/A

	<u>Index Offense Count</u>	<u>Crime Rate</u>	<u>Population</u>
Shepherd University	12		

Shepherdstown PD

<u>Offense</u>	<u>Offense Count</u>	<u>Crime Rate (per 1,000 persons)</u>
Burglary/Breaking & Entering	1	0.47

	<u>Index Offense Count</u>	<u>Crime Rate</u>	<u>Population</u>
Shepherdstown PD	1	0.47	2,149

Kanawha

Cedar Grove PD

<u>Offense</u>	<u>Offense Count</u>	<u>Crime Rate (per 1,000 persons)</u>
Aggravated Assault	2	2.04
All Other Larceny	9	9.16
Burglary/Breaking & Entering	4	4.07
Credit Card/Automatic Teller Fraud	1	1.02
Destruction/Damage/Vandalism of Property	4	4.07
Drug Equipment Violations	1	1.02
False Pretenses/Swindle/Confidence Game	2	2.04
Intimidation	2	2.04
Motor Vehicle Theft	2	2.04
Robbery	1	1.02
Shoplifting	5	5.09
Simple Assault	11	11.20
Theft From Motor Vehicle	2	2.04

	<u>Index Offense Count</u>	<u>Crime Rate</u>	<u>Population</u>
Cedar Grove PD	25	25.46	982

Charleston PD

<u>Offense</u>	<u>Offense Count</u>	<u>Crime Rate (per 1,000 persons)</u>
Aggravated Assault	344	6.76
All Other Larceny	895	17.58
Arson	25	0.49
Assisting or Promoting Prostitution	7	0.14
Burglary/Breaking & Entering	705	13.85

Counterfeiting/Forgery	120	2.36
Credit Card/Automatic Teller Fraud	163	3.20
Destruction/Damage/Vandalism of Property	625	12.27
Drug Equipment Violations	88	1.73
Drug/Narcotic Violations	607	11.92
Embezzlement	33	0.65
False Pretenses/Swindle/Confidence Game	102	2.00
Forcible Fondling	23	0.45
Forcible Rape	9	0.18
Forcible Sodomy	11	0.22
Impersonation	45	0.88
Intimidation	119	2.34
Kidnaping/Abduction	17	0.33
Motor Vehicle Theft	146	2.87
Murder and Nonnegligent Manslaughter	9	0.18
Pornography/Obscene Material	2	0.04
Prostitution	14	0.27
Purse-snatching	11	0.22
Robbery	120	2.36
Sexual Assault With An Object	33	0.65
Shoplifting	1,082	21.25
Simple Assault	1,049	20.60
Statutory Rape	4	0.08
Stolen Property Offenses	56	1.10
Theft From Building	66	1.30
Theft From Motor Vehicle	465	9.13
Theft of Motor Vehicle Parts/Accessories	32	0.63
Weapon Law Violations	107	2.10

	<u>Index Offense Count</u>	<u>Crime Rate</u>	<u>Population</u>
Charleston PD	3,884	76.28	50,919

Dunbar PD

<u>Offense</u>	<u>Offense Count</u>	<u>Crime Rate (per 1,000 persons)</u>
Aggravated Assault	6	0.77
All Other Larceny	93	11.87
Arson	2	0.26
Burglary/Breaking & Entering	53	6.77
Counterfeiting/Forgery	8	1.02
Credit Card/Automatic Teller Fraud	5	0.64
Destruction/Damage/Vandalism of Property	67	8.55
Drug Equipment Violations	10	1.28
Drug/Narcotic Violations	107	13.66
Embezzlement	1	0.13
False Pretenses/Swindle/Confidence Game	7	0.89
Forcible Fondling	1	0.13
Forcible Rape	1	0.13
Intimidation	1	0.13
Motor Vehicle Theft	5	0.64

Prostitution	1	0.13
Robbery	4	0.51
Sexual Assault With An Object	2	0.26
Shoplifting	2	0.26
Simple Assault	111	14.17
Stolen Property Offenses	6	0.77
Theft From Building	1	0.13
Theft From Motor Vehicle	38	4.85
Theft of Motor Vehicle Parts/Accessories	2	0.26
Weapon Law Violations	16	2.04

	<u>Index Offense Count</u>	<u>Crime Rate</u>	<u>Population</u>
Dunbar PD	205	26.17	7,834

Glasgow PD

<u>Offense</u>	<u>Offense Count</u>	<u>Crime Rate (per 1,000 persons)</u>
All Other Larceny	17	19.02
Burglary/Breaking & Entering	6	6.71
Counterfeiting/Forgery	1	1.12
Credit Card/Automatic Teller Fraud	1	1.12
Destruction/Damage/Vandalism of Property	11	12.30
Embezzlement	1	1.12
Intimidation	4	4.47
Motor Vehicle Theft	2	2.24
Simple Assault	10	11.19
Stolen Property Offenses	1	1.12
Weapon Law Violations	1	1.12

	<u>Index Offense Count</u>	<u>Crime Rate</u>	<u>Population</u>
Glasgow PD	25	27.96	894

ICAC Unit

<u>Offense</u>	<u>Offense Count</u>	<u>Crime Rate (per 1,000 persons)</u>
Aggravated Assault	11	N/A
Assisting or Promoting Prostitution	2	N/A
Counterfeiting/Forgery	2	N/A
Drug/Narcotic Violations	1	N/A
Forcible Fondling	24	N/A
Forcible Rape	8	N/A
Forcible Sodomy	3	N/A
Incest	5	N/A
Intimidation	3	N/A
Kidnaping/Abduction	1	N/A
Pornography/Obscene Material	86	N/A
Sexual Assault With An Object	6	N/A
Simple Assault	9	N/A
Statutory Rape	1	N/A

	<u>Index Offense Count</u>	<u>Crime Rate</u>	<u>Population</u>
ICAC Unit	19		

Kanawha Co Parks

<u>Offense</u>	<u>Offense Count</u>	<u>Crime Rate (per 1,000 persons)</u>
Burglary/Breaking & Entering	1	N/A
Destruction/Damage/Vandalism of Property	1	N/A
Purse-snatching	1	N/A

Kanawha Co Parks

<u>Index Offense Count</u>	<u>Crime Rate</u>	<u>Population</u>
2		

Kanawha Co SO

<u>Offense</u>	<u>Offense Count</u>	<u>Crime Rate (per 1,000 persons)</u>
Aggravated Assault	111	1.20
All Other Larceny	626	6.74
Arson	17	0.18
Assisting or Promoting Prostitution	2	0.02
Bribery	1	0.01
Burglary/Breaking & Entering	529	5.70
Counterfeiting/Forgery	66	0.71
Credit Card/Automatic Teller Fraud	55	0.59
Destruction/Damage/Vandalism of Property	452	4.87
Drug Equipment Violations	49	0.53
Drug/Narcotic Violations	212	2.28
Embezzlement	10	0.11
False Pretenses/Swindle/Confidence Game	51	0.55
Forcible Fondling	27	0.29
Forcible Rape	13	0.14
Forcible Sodomy	3	0.03
Impersonation	7	0.08
Intimidation	30	0.32
Kidnaping/Abduction	14	0.15
Motor Vehicle Theft	128	1.38
Murder and Nonnegligent Manslaughter	6	0.06
Pocket-picking	1	0.01
Pornography/Obscene Material	7	0.08
Prostitution	5	0.05
Purse-snatching	2	0.02
Robbery	15	0.16
Sexual Assault With An Object	12	0.13
Shoplifting	59	0.64
Simple Assault	931	10.03
Statutory Rape	3	0.03
Stolen Property Offenses	98	1.06
Theft From Building	11	0.12
Theft From Motor Vehicle	212	2.28
Theft of Motor Vehicle Parts/Accessories	7	0.08
Weapon Law Violations	80	0.86
Wire Fraud	1	0.01

Kanawha Co SO	<u>Index Offense Count</u> 1,720	<u>Crime Rate</u> 18.53	<u>Population</u> 92,838
---------------	-------------------------------------	----------------------------	-----------------------------

Marmet PD

<u>Offense</u>	<u>Offense Count</u>	<u>Crime Rate (per 1,000 persons)</u>
All Other Larceny	18	12.09
Burglary/Breaking & Entering	10	6.72
Destruction/Damage/Vandalism of Property	2	1.34
Drug Equipment Violations	1	0.67
Drug/Narcotic Violations	1	0.67
Embezzlement	1	0.67
False Pretenses/Swindle/Confidence Game	2	1.34
Motor Vehicle Theft	4	2.69
Stolen Property Offenses	1	0.67
Theft From Motor Vehicle	1	0.67

Marmet PD	<u>Index Offense Count</u> 33	<u>Crime Rate</u> 22.16	<u>Population</u> 1,489
-----------	----------------------------------	----------------------------	----------------------------

Nitro PD

<u>Offense</u>	<u>Offense Count</u>	<u>Crime Rate (per 1,000 persons)</u>
Aggravated Assault	5	0.84
All Other Larceny	81	13.56
Burglary/Breaking & Entering	55	9.21
Counterfeiting/Forgery	6	1.00
Credit Card/Automatic Teller Fraud	10	1.67
Destruction/Damage/Vandalism of Property	29	4.86
Drug Equipment Violations	8	1.34
Drug/Narcotic Violations	44	7.37
Embezzlement	5	0.84
False Pretenses/Swindle/Confidence Game	5	0.84
Kidnaping/Abduction	1	0.17
Motor Vehicle Theft	8	1.34
Robbery	3	0.50
Sexual Assault With An Object	2	0.33
Shoplifting	175	29.30
Simple Assault	25	4.19
Stolen Property Offenses	8	1.34
Theft From Building	10	1.67
Theft From Motor Vehicle	12	2.01
Weapon Law Violations	3	0.50
Wire Fraud	1	0.17

Nitro PD	<u>Index Offense Count</u> 349	<u>Crime Rate</u> 58.44	<u>Population</u> 5,972
----------	-----------------------------------	----------------------------	----------------------------

Quincy SP

<u>Offense</u>	<u>Offense Count</u>	<u>Crime Rate (per 1,000 persons)</u>
Aggravated Assault	11	N/A
All Other Larceny	67	N/A

Burglary/Breaking & Entering	25	N/A
Counterfeiting/Forgery	13	N/A
Credit Card/Automatic Teller Fraud	2	N/A
Destruction/Damage/Vandalism of Property	39	N/A
Drug Equipment Violations	8	N/A
Drug/Narcotic Violations	130	N/A
Embezzlement	1	N/A
False Pretenses/Swindle/Confidence Game	10	N/A
Forcible Fondling	1	N/A
Forcible Rape	1	N/A
Impersonation	1	N/A
Intimidation	15	N/A
Motor Vehicle Theft	10	N/A
Pornography/Obscene Material	1	N/A
Robbery	1	N/A
Shoplifting	66	N/A
Simple Assault	32	N/A
Stolen Property Offenses	22	N/A
Theft From Motor Vehicle	13	N/A
Theft of Motor Vehicle Parts/Accessories	23	N/A
Weapon Law Violations	6	N/A

	<u>Index Offense Count</u>	<u>Crime Rate</u>	<u>Population</u>
Quincy SP	217		

So Charleston SP

<u>Offense</u>	<u>Offense Count</u>	<u>Crime Rate (per 1,000 persons)</u>
Aggravated Assault	17	N/A
All Other Larceny	78	N/A
Arson	1	N/A
Burglary/Breaking & Entering	54	N/A
Counterfeiting/Forgery	22	N/A
Credit Card/Automatic Teller Fraud	12	N/A
Destruction/Damage/Vandalism of Property	67	N/A
Drug Equipment Violations	32	N/A
Drug/Narcotic Violations	136	N/A
Embezzlement	2	N/A
Extortion/Blackmail	1	N/A
False Pretenses/Swindle/Confidence Game	89	N/A
Forcible Fondling	4	N/A
Forcible Rape	3	N/A
Forcible Sodomy	2	N/A
Impersonation	10	N/A
Incest	2	N/A
Intimidation	35	N/A
Motor Vehicle Theft	28	N/A
Pornography/Obscene Material	6	N/A
Robbery	1	N/A
Shoplifting	13	N/A

Simple Assault	86	N/A
Statutory Rape	1	N/A
Stolen Property Offenses	22	N/A
Theft From Building	3	N/A
Theft From Motor Vehicle	20	N/A
Theft of Motor Vehicle Parts/Accessories	227	N/A
Weapon Law Violations	8	N/A

	<u>Index Offense Count</u>	<u>Crime Rate</u>	<u>Population</u>
So Charleston SP	444		

South Charleston PD

<u>Offense</u>	<u>Offense Count</u>	<u>Crime Rate (per 1,000 persons)</u>
Aggravated Assault	74	5.56
All Other Larceny	260	19.54
Arson	5	0.38
Burglary/Breaking & Entering	108	8.12
Counterfeiting/Forgery	24	1.80
Credit Card/Automatic Teller Fraud	35	2.63
Destruction/Damage/Vandalism of Property	140	10.52
Drug Equipment Violations	17	1.28
Drug/Narcotic Violations	276	20.74
Embezzlement	8	0.60
Extortion/Blackmail	1	0.08
False Pretenses/Swindle/Confidence Game	29	2.18
Forcible Fondling	3	0.23
Forcible Rape	2	0.15
Forcible Sodomy	1	0.08
Intimidation	20	1.50
Kidnaping/Abduction	4	0.30
Motor Vehicle Theft	28	2.10
Pocket-picking	2	0.15
Purse-snatching	3	0.23
Robbery	12	0.90
Sexual Assault With An Object	1	0.08
Shoplifting	396	29.76
Simple Assault	233	17.51
Statutory Rape	1	0.08
Stolen Property Offenses	18	1.35
Theft From Building	8	0.60
Theft From Coin Operated Machine or Device	1	0.08
Theft From Motor Vehicle	61	4.58
Theft of Motor Vehicle Parts/Accessories	10	0.75
Weapon Law Violations	19	1.43

	<u>Index Offense Count</u>	<u>Crime Rate</u>	<u>Population</u>
South Charleston PD	965	72.51	13,308

St Albans PD

<u>Offense</u>	<u>Offense Count</u>	<u>Crime Rate (per 1,000 persons)</u>
----------------	----------------------	---------------------------------------

Aggravated Assault	26	2.37
All Other Larceny	125	11.41
Arson	3	0.27
Assisting or Promoting Prostitution	1	0.09
Burglary/Breaking & Entering	61	5.57
Counterfeiting/Forgery	8	0.73
Credit Card/Automatic Teller Fraud	18	1.64
Destruction/Damage/Vandalism of Property	54	4.93
Drug Equipment Violations	49	4.47
Drug/Narcotic Violations	176	16.07
Embezzlement	7	0.64
False Pretenses/Swindle/Confidence Game	16	1.46
Forcible Fondling	2	0.18
Forcible Sodomy	1	0.09
Impersonation	1	0.09
Intimidation	9	0.82
Kidnaping/Abduction	1	0.09
Motor Vehicle Theft	23	2.10
Murder and Nonnegligent Manslaughter	2	0.18
Pornography/Obscene Material	2	0.18
Prostitution	1	0.09
Purse-snatching	1	0.09
Robbery	9	0.82
Sexual Assault With An Object	5	0.46
Shoplifting	211	19.27
Simple Assault	64	5.84
Stolen Property Offenses	21	1.92
Theft From Building	5	0.46
Theft From Motor Vehicle	33	3.01
Theft of Motor Vehicle Parts/Accessories	3	0.27
Weapon Law Violations	9	0.82

	<u>Index Offense Count</u>	<u>Crime Rate</u>	<u>Population</u>
St Albans PD	499	45.56	10,952

tf Metro Drug Enforcement

<u>Offense</u>	<u>Offense Count</u>	<u>Crime Rate (per 1,000 persons)</u>
Drug Equipment Violations	6	N/A
Drug/Narcotic Violations	249	N/A
Weapon Law Violations	7	N/A

	<u>Index Offense Count</u>	<u>Crime Rate</u>	<u>Population</u>
tf Metro Drug Enforcement	0		

Turnpike - Kanawha

<u>Offense</u>	<u>Offense Count</u>	<u>Crime Rate (per 1,000 persons)</u>
All Other Larceny	1	N/A
Counterfeiting/Forgery	1	N/A
Destruction/Damage/Vandalism of Property	4	N/A
Drug/Narcotic Violations	8	N/A

Embezzlement	1	N/A
Intimidation	1	N/A
Shoplifting	2	N/A
Simple Assault	2	N/A
Stolen Property Offenses	2	N/A
Theft of Motor Vehicle Parts/Accessories	1	N/A
Weapon Law Violations	1	N/A

	<u>Index</u>	<u>Offense Count</u>	<u>Crime Rate</u>	<u>Population</u>
Turnpike - Kanawha		4		

WV State University

<u>Offense</u>	<u>Offense Count</u>	<u>Crime Rate (per 1,000 persons)</u>
Aggravated Assault	1	N/A
All Other Larceny	14	N/A
Burglary/Breaking & Entering	5	N/A
Destruction/Damage/Vandalism of Property	25	N/A
Drug/Narcotic Violations	1	N/A
Forcible Rape	1	N/A
Intimidation	3	N/A
Simple Assault	4	N/A
Stolen Property Offenses	2	N/A
Theft From Building	1	N/A
Theft From Coin Operated Machine or Device	4	N/A
Theft From Motor Vehicle	2	N/A

	<u>Index</u>	<u>Offense Count</u>	<u>Crime Rate</u>	<u>Population</u>
WV State University		28		

Lewis

Lewis Co SO

<u>Offense</u>	<u>Offense Count</u>	<u>Crime Rate (per 1,000 persons)</u>
All Other Larceny	24	1.96
Arson	1	0.08
Burglary/Breaking & Entering	13	1.06
Counterfeiting/Forgery	6	0.49
Destruction/Damage/Vandalism of Property	38	3.10
Drug/Narcotic Violations	70	5.70
Embezzlement	1	0.08
False Pretenses/Swindle/Confidence Game	4	0.33
Forcible Fondling	1	0.08
Intimidation	1	0.08
Shoplifting	18	1.47
Simple Assault	3	0.24
Theft From Building	19	1.55
Theft From Motor Vehicle	2	0.16
Theft of Motor Vehicle Parts/Accessories	1	0.08
Weapon Law Violations	5	0.41

Lewis Co SO	<u>Index Offense Count</u>	<u>Crime Rate</u>	<u>Population</u>
	77	6.27	12,276

Weston PD

<u>Offense</u>	<u>Offense Count</u>	<u>Crime Rate (per 1,000 persons)</u>
Aggravated Assault	1	0.25
All Other Larceny	2	0.49
Drug/Narcotic Violations	5	1.23
Intimidation	3	0.74
Shoplifting	2	0.49
Simple Assault	18	4.42
Weapon Law Violations	1	0.25

Weston PD	<u>Index Offense Count</u>	<u>Crime Rate</u>	<u>Population</u>
	5	1.23	4,076

Weston SP

<u>Offense</u>	<u>Offense Count</u>	<u>Crime Rate (per 1,000 persons)</u>
Aggravated Assault	13	N/A
All Other Larceny	31	N/A
Burglary/Breaking & Entering	15	N/A
Counterfeiting/Forgery	9	N/A
Credit Card/Automatic Teller Fraud	1	N/A
Destruction/Damage/Vandalism of Property	17	N/A
Drug/Narcotic Violations	62	N/A
Embezzlement	4	N/A
False Pretenses/Swindle/Confidence Game	16	N/A
Forcible Fondling	3	N/A
Forcible Rape	2	N/A
Forcible Sodomy	1	N/A
Impersonation	4	N/A
Intimidation	4	N/A
Motor Vehicle Theft	4	N/A
Pornography/Obscene Material	2	N/A
Shoplifting	38	N/A
Simple Assault	32	N/A
Stolen Property Offenses	3	N/A
Theft From Motor Vehicle	8	N/A
Theft of Motor Vehicle Parts/Accessories	1	N/A
Weapon Law Violations	4	N/A

Weston SP	<u>Index Offense Count</u>	<u>Crime Rate</u>	<u>Population</u>
	112		

Lincoln

Hamlin PD

<u>Offense</u>	<u>Offense Count</u>	<u>Crime Rate (per 1,000 persons)</u>
Aggravated Assault	5	4.40
All Other Larceny	7	6.16

Burglary/Breaking & Entering	5	4.40
Destruction/Damage/Vandalism of Property	3	2.64
Drug/Narcotic Violations	3	2.64
Impersonation	1	0.88
Robbery	2	1.76
Shoplifting	1	0.88
Simple Assault	1	0.88
Theft From Motor Vehicle	1	0.88

	<u>Index Offense Count</u>	<u>Crime Rate</u>	<u>Population</u>
Hamlin PD	21	18.49	1,136

Hamlin SP

<u>Offense</u>	<u>Offense Count</u>	<u>Crime Rate (per 1,000 persons)</u>
Aggravated Assault	26	N/A
All Other Larceny	152	N/A
Arson	2	N/A
Burglary/Breaking & Entering	82	N/A
Counterfeiting/Forgery	3	N/A
Destruction/Damage/Vandalism of Property	113	N/A
Drug Equipment Violations	1	N/A
Drug/Narcotic Violations	64	N/A
Embezzlement	3	N/A
False Pretenses/Swindle/Confidence Game	7	N/A
Forcible Fondling	4	N/A
Forcible Rape	4	N/A
Impersonation	7	N/A
Incest	1	N/A
Intimidation	8	N/A
Kidnaping/Abduction	1	N/A
Motor Vehicle Theft	32	N/A
Pornography/Obscene Material	1	N/A
Robbery	2	N/A
Sexual Assault With An Object	10	N/A
Shoplifting	15	N/A
Simple Assault	96	N/A
Stolen Property Offenses	3	N/A
Theft of Motor Vehicle Parts/Accessories	21	N/A
Weapon Law Violations	5	N/A
Wire Fraud	1	N/A

	<u>Index Offense Count</u>	<u>Crime Rate</u>	<u>Population</u>
Hamlin SP	334		

Logan

Chapmanville PD

<u>Offense</u>	<u>Offense Count</u>	<u>Crime Rate (per 1,000 persons)</u>
Aggravated Assault	3	2.37
All Other Larceny	6	4.75

Burglary/Breaking & Entering	5	3.96
Destruction/Damage/Vandalism of Property	10	7.91
Drug Equipment Violations	1	0.79
Drug/Narcotic Violations	19	15.03
False Pretenses/Swindle/Confidence Game	2	1.58
Intimidation	3	2.37
Motor Vehicle Theft	3	2.37
Shoplifting	30	23.73
Simple Assault	14	11.08
Stolen Property Offenses	1	0.79
Theft From Building	4	3.16
Theft From Coin Operated Machine or Device	2	1.58
Theft From Motor Vehicle	2	1.58
Theft of Motor Vehicle Parts/Accessories	1	0.79

	<u>Index Offense Count</u>	<u>Crime Rate</u>	<u>Population</u>
Chapmanville PD	56	44.30	1,264

Logan Co SO

<u>Offense</u>	<u>Offense Count</u>	<u>Crime Rate (per 1,000 persons)</u>
Aggravated Assault	99	3.14
All Other Larceny	56	1.78
Assisting or Promoting Prostitution	4	0.13
Burglary/Breaking & Entering	19	0.60
Counterfeiting/Forgery	3	0.10
Credit Card/Automatic Teller Fraud	1	0.03
Destruction/Damage/Vandalism of Property	39	1.24
Drug/Narcotic Violations	25	0.79
Embezzlement	2	0.06
False Pretenses/Swindle/Confidence Game	4	0.13
Intimidation	5	0.16
Motor Vehicle Theft	5	0.16
Murder and Nonnegligent Manslaughter	1	0.03
Shoplifting	8	0.25
Simple Assault	1	0.03
Stolen Property Offenses	7	0.22
Theft From Motor Vehicle	2	0.06
Weapon Law Violations	5	0.16

	<u>Index Offense Count</u>	<u>Crime Rate</u>	<u>Population</u>
Logan Co SO	190	6.03	31,491

Logan SP

<u>Offense</u>	<u>Offense Count</u>	<u>Crime Rate (per 1,000 persons)</u>
Aggravated Assault	42	N/A
All Other Larceny	39	N/A
Arson	5	N/A
Burglary/Breaking & Entering	111	N/A
Counterfeiting/Forgery	8	N/A
Destruction/Damage/Vandalism of Property	121	N/A

Drug Equipment Violations	6	N/A
Drug/Narcotic Violations	328	N/A
Embezzlement	4	N/A
Extortion/Blackmail	1	N/A
False Pretenses/Swindle/Confidence Game	20	N/A
Forcible Fondling	1	N/A
Forcible Rape	6	N/A
Impersonation	9	N/A
Incest	2	N/A
Intimidation	32	N/A
Kidnaping/Abduction	3	N/A
Motor Vehicle Theft	44	N/A
Pornography/Obscene Material	3	N/A
Robbery	8	N/A
Sexual Assault With An Object	3	N/A
Shoplifting	32	N/A
Simple Assault	155	N/A
Stolen Property Offenses	9	N/A
Theft From Building	106	N/A
Theft From Motor Vehicle	24	N/A
Theft of Motor Vehicle Parts/Accessories	53	N/A
Weapon Law Violations	15	N/A
Wire Fraud	7	N/A

	<u>Index Offense Count</u>	<u>Crime Rate</u>	<u>Population</u>
Logan SP	465		

tf U S 119 Task Force

<u>Offense</u>	<u>Offense Count</u>	<u>Crime Rate (per 1,000 persons)</u>
Assisting or Promoting Prostitution	1	N/A
Drug/Narcotic Violations	71	N/A
Robbery	1	N/A
Weapon Law Violations	1	N/A

	<u>Index Offense Count</u>	<u>Crime Rate</u>	<u>Population</u>
tf U S 119 Task Force	1		

Marion

BCI - Fairmont

<u>Offense</u>	<u>Offense Count</u>	<u>Crime Rate (per 1,000 persons)</u>
Drug/Narcotic Violations	7	N/A

	<u>Index Offense Count</u>	<u>Crime Rate</u>	<u>Population</u>
BCI - Fairmont	0		

DNR - 1 - Marion

<u>Offense</u>	<u>Offense Count</u>	<u>Crime Rate (per 1,000 persons)</u>
Weapon Law Violations	1	N/A

	<u>Index Offense Count</u>	<u>Crime Rate</u>	<u>Population</u>
DNR - 1 - Marion	0		

Fairmont Campus Police

<u>Offense</u>	<u>Offense Count</u>	<u>Crime Rate (per 1,000 persons)</u>
Burglary/Breaking & Entering	2	N/A
Credit Card/Automatic Teller Fraud	1	N/A
Destruction/Damage/Vandalism of Property	8	N/A
Drug Equipment Violations	5	N/A
Drug/Narcotic Violations	14	N/A
Forcible Fondling	1	N/A
Simple Assault	4	N/A
Theft From Building	10	N/A
Theft From Motor Vehicle	5	N/A
Theft of Motor Vehicle Parts/Accessories	1	N/A

	<u>Index Offense Count</u>	<u>Crime Rate</u>	<u>Population</u>
Fairmont Campus Police	18		

Fairmont PD

<u>Offense</u>	<u>Offense Count</u>	<u>Crime Rate (per 1,000 persons)</u>
Aggravated Assault	13	0.69
All Other Larceny	73	3.90
Arson	5	0.27
Burglary/Breaking & Entering	96	5.12
Counterfeiting/Forgery	6	0.32
Credit Card/Automatic Teller Fraud	8	0.43
Destruction/Damage/Vandalism of Property	103	5.50
Drug Equipment Violations	14	0.75
Drug/Narcotic Violations	45	2.40
Embezzlement	5	0.27
False Pretenses/Swindle/Confidence Game	18	0.96
Forcible Fondling	4	0.21
Forcible Rape	8	0.43
Intimidation	10	0.53
Kidnaping/Abduction	1	0.05
Motor Vehicle Theft	10	0.53
Pocket-picking	1	0.05
Pornography/Obscene Material	2	0.11
Purse-snatching	1	0.05
Robbery	9	0.48
Shoplifting	43	2.29
Simple Assault	109	5.82
Statutory Rape	2	0.11
Stolen Property Offenses	4	0.21
Theft From Building	11	0.59
Theft From Motor Vehicle	47	2.51
Theft of Motor Vehicle Parts/Accessories	3	0.16
Weapon Law Violations	4	0.21

	<u>Index Offense Count</u>	<u>Crime Rate</u>	<u>Population</u>
Fairmont PD	315	16.81	18,740

Fairmont SP

<u>Offense</u>	<u>Offense Count</u>	<u>Crime Rate (per 1,000 persons)</u>
Aggravated Assault	4	N/A
All Other Larceny	36	N/A
Burglary/Breaking & Entering	31	N/A
Counterfeiting/Forgery	3	N/A
Credit Card/Automatic Teller Fraud	4	N/A
Destruction/Damage/Vandalism of Property	41	N/A
Drug/Narcotic Violations	26	N/A
Embezzlement	1	N/A
False Pretenses/Swindle/Confidence Game	5	N/A
Forcible Fondling	1	N/A
Forcible Rape	2	N/A
Impersonation	3	N/A
Intimidation	8	N/A
Motor Vehicle Theft	3	N/A
Pornography/Obscene Material	3	N/A
Shoplifting	2	N/A
Simple Assault	26	N/A
Stolen Property Offenses	3	N/A
Theft From Motor Vehicle	3	N/A
Theft of Motor Vehicle Parts/Accessories	17	N/A
Weapon Law Violations	1	N/A

	<u>Index Offense Count</u>	<u>Crime Rate</u>	<u>Population</u>
Fairmont SP	98		

Marion Co SO

<u>Offense</u>	<u>Offense Count</u>	<u>Crime Rate (per 1,000 persons)</u>
Aggravated Assault	49	1.61
All Other Larceny	25	0.82
Burglary/Breaking & Entering	34	1.11
Counterfeiting/Forgery	5	0.16
Credit Card/Automatic Teller Fraud	2	0.07
Destruction/Damage/Vandalism of Property	24	0.79
Drug Equipment Violations	2	0.07
Drug/Narcotic Violations	94	3.08
False Pretenses/Swindle/Confidence Game	2	0.07
Forcible Fondling	3	0.10
Forcible Rape	2	0.07
Impersonation	2	0.07
Intimidation	7	0.23
Motor Vehicle Theft	7	0.23
Murder and Nonnegligent Manslaughter	1	0.03
Pornography/Obscene Material	1	0.03
Robbery	2	0.07
Sexual Assault With An Object	1	0.03
Shoplifting	2	0.07

Simple Assault	5	0.16
Stolen Property Offenses	2	0.07
Theft From Building	2	0.07
Weapon Law Violations	7	0.23

	<u>Index Offense Count</u>	<u>Crime Rate</u>	<u>Population</u>
Marion Co SO	124	4.06	30,508

TF--3 RIVERS

<u>Offense</u>	<u>Offense Count</u>	<u>Crime Rate (per 1,000 persons)</u>
Drug/Narcotic Violations	18	N/A
False Pretenses/Swindle/Confidence Game	1	N/A
Operating/Promoting/Assisting Gambling	1	N/A
Prostitution	1	N/A
Weapon Law Violations	2	N/A

	<u>Index Offense Count</u>	<u>Crime Rate</u>	<u>Population</u>
TF--3 RIVERS	0		

White Hall PD

<u>Offense</u>	<u>Offense Count</u>	<u>Crime Rate (per 1,000 persons)</u>
All Other Larceny	2	3.03
Counterfeiting/Forgery	4	6.06
Destruction/Damage/Vandalism of Property	1	1.52
Drug/Narcotic Violations	3	4.55
False Pretenses/Swindle/Confidence Game	6	9.09
Intimidation	1	1.52
Motor Vehicle Theft	2	3.03
Shoplifting	5	7.58
Theft From Building	1	1.52
Theft From Motor Vehicle	1	1.52

	<u>Index Offense Count</u>	<u>Crime Rate</u>	<u>Population</u>
White Hall PD	11	16.67	660

Marshall

Benwood PD

<u>Offense</u>	<u>Offense Count</u>	<u>Crime Rate (per 1,000 persons)</u>
Aggravated Assault	1	0.72
Burglary/Breaking & Entering	3	2.16
Counterfeiting/Forgery	1	0.72
False Pretenses/Swindle/Confidence Game	2	1.44
Shoplifting	2	1.44
Simple Assault	4	2.88

	<u>Index Offense Count</u>	<u>Crime Rate</u>	<u>Population</u>
Benwood PD	6	4.32	1,389

Glen Dale PD

<u>Offense</u>	<u>Offense Count</u>	<u>Crime Rate (per 1,000 persons)</u>
Aggravated Assault	2	1.34

All Other Larceny	9	6.02
Burglary/Breaking & Entering	2	1.34
Counterfeiting/Forgery	3	2.01
Destruction/Damage/Vandalism of Property	1	0.67
Drug/Narcotic Violations	9	6.02
False Pretenses/Swindle/Confidence Game	3	2.01
Intimidation	1	0.67
Motor Vehicle Theft	2	1.34
Simple Assault	3	2.01

	<u>Index Offense Count</u>	<u>Crime Rate</u>	<u>Population</u>
Glen Dale PD	15	10.04	1,494

Marshall Co SO

<u>Offense</u>	<u>Offense Count</u>	<u>Crime Rate (per 1,000 persons)</u>
Aggravated Assault	30	1.72
All Other Larceny	63	3.62
Burglary/Breaking & Entering	64	3.67
Counterfeiting/Forgery	8	0.46
Credit Card/Automatic Teller Fraud	4	0.23
Destruction/Damage/Vandalism of Property	75	4.30
Drug/Narcotic Violations	22	1.26
Embezzlement	2	0.11
False Pretenses/Swindle/Confidence Game	6	0.34
Forcible Fondling	3	0.17
Forcible Rape	1	0.06
Impersonation	1	0.06
Intimidation	10	0.57
Motor Vehicle Theft	21	1.21
Pocket-picking	1	0.06
Pornography/Obscene Material	1	0.06
Shoplifting	1	0.06
Simple Assault	79	4.53
Theft From Building	20	1.15
Theft From Motor Vehicle	7	0.40
Weapon Law Violations	7	0.40

	<u>Index Offense Count</u>	<u>Crime Rate</u>	<u>Population</u>
Marshall Co SO	208	11.94	17,423

Mc Mechen PD

<u>Offense</u>	<u>Offense Count</u>	<u>Crime Rate (per 1,000 persons)</u>
Aggravated Assault	2	1.06
All Other Larceny	1	0.53
Drug/Narcotic Violations	1	0.53
Stolen Property Offenses	1	0.53

	<u>Index Offense Count</u>	<u>Crime Rate</u>	<u>Population</u>
Mc Mechen PD	3	1.59	1,883

Moundsville PD

<u>Offense</u>	<u>Offense Count</u>	<u>Crime Rate (per 1,000 persons)</u>
Aggravated Assault	14	1.53
All Other Larceny	68	7.45
Arson	8	0.88
Burglary/Breaking & Entering	58	6.35
Counterfeiting/Forgery	3	0.33
Credit Card/Automatic Teller Fraud	12	1.31
Destruction/Damage/Vandalism of Property	109	11.94
Drug/Narcotic Violations	27	2.96
Embezzlement	5	0.55
False Pretenses/Swindle/Confidence Game	25	2.74
Forcible Fondling	3	0.33
Forcible Rape	2	0.22
Intimidation	10	1.10
Motor Vehicle Theft	14	1.53
Pocket-picking	2	0.22
Pornography/Obscene Material	1	0.11
Purse-snatching	1	0.11
Robbery	3	0.33
Shoplifting	126	13.80
Simple Assault	108	11.83
Statutory Rape	4	0.44
Stolen Property Offenses	46	5.04
Theft From Building	16	1.75
Theft From Motor Vehicle	35	3.83
Theft of Motor Vehicle Parts/Accessories	5	0.55
Weapon Law Violations	5	0.55

<u>Index</u>	<u>Offense Count</u>	<u>Crime Rate</u>	<u>Population</u>
Moundsville PD	344	37.68	9,130

Moundsville SP

<u>Offense</u>	<u>Offense Count</u>	<u>Crime Rate (per 1,000 persons)</u>
Aggravated Assault	3	N/A
All Other Larceny	4	N/A
Burglary/Breaking & Entering	8	N/A
Counterfeiting/Forgery	1	N/A
Destruction/Damage/Vandalism of Property	6	N/A
Drug/Narcotic Violations	105	N/A
False Pretenses/Swindle/Confidence Game	2	N/A
Forcible Sodomy	1	N/A
Intimidation	3	N/A
Motor Vehicle Theft	3	N/A
Sexual Assault With An Object	1	N/A
Simple Assault	24	N/A
Statutory Rape	1	N/A
Stolen Property Offenses	1	N/A
Theft From Building	5	N/A
Theft of Motor Vehicle Parts/Accessories	7	N/A

Weapon Law Violations

5

N/A

	<u>Index Offense Count</u>	<u>Crime Rate</u>	<u>Population</u>
Moundsville SP	30		

Mason

Mason Co SO

<u>Offense</u>	<u>Offense Count</u>	<u>Crime Rate (per 1,000 persons)</u>
Aggravated Assault	10	0.51
All Other Larceny	12	0.62
Arson	1	0.05
Counterfeiting/Forgery	4	0.21
Credit Card/Automatic Teller Fraud	1	0.05
Destruction/Damage/Vandalism of Property	19	0.98
Drug/Narcotic Violations	7	0.36
False Pretenses/Swindle/Confidence Game	4	0.21
Forcible Fondling	1	0.05
Incest	1	0.05
Intimidation	6	0.31
Motor Vehicle Theft	11	0.57
Sexual Assault With An Object	1	0.05
Shoplifting	1	0.05
Simple Assault	18	0.93
Theft From Building	126	6.48
Theft From Motor Vehicle	8	0.41
Weapon Law Violations	3	0.15

	<u>Index Offense Count</u>	<u>Crime Rate</u>	<u>Population</u>
Mason Co SO	168	8.64	19,441

Mason PD

<u>Offense</u>	<u>Offense Count</u>	<u>Crime Rate (per 1,000 persons)</u>
Aggravated Assault	1	1.05
All Other Larceny	7	7.32
Burglary/Breaking & Entering	4	4.18
Destruction/Damage/Vandalism of Property	2	2.09
Drug/Narcotic Violations	1	1.05
False Pretenses/Swindle/Confidence Game	1	1.05
Shoplifting	9	9.41
Simple Assault	2	2.09
Theft From Building	1	1.05

	<u>Index Offense Count</u>	<u>Crime Rate</u>	<u>Population</u>
Mason PD	22	23.01	956

Point Pleasant PD

<u>Offense</u>	<u>Offense Count</u>	<u>Crime Rate (per 1,000 persons)</u>
Aggravated Assault	4	0.93
All Other Larceny	56	13.02
Burglary/Breaking & Entering	24	5.58

Counterfeiting/Forgery	5	1.16
Credit Card/Automatic Teller Fraud	2	0.47
Destruction/Damage/Vandalism of Property	45	10.47
Drug Equipment Violations	1	0.23
Drug/Narcotic Violations	19	4.42
False Pretenses/Swindle/Confidence Game	1	0.23
Intimidation	5	1.16
Motor Vehicle Theft	4	0.93
Robbery	5	1.16
Shoplifting	30	6.98
Simple Assault	36	8.37
Stolen Property Offenses	1	0.23
Theft From Building	3	0.70
Theft From Motor Vehicle	17	3.95

	<u>Index Offense Count</u>	<u>Crime Rate</u>	<u>Population</u>
Point Pleasant PD	143	33.26	4,300

Point Pleasant SP

<u>Offense</u>	<u>Offense Count</u>	<u>Crime Rate (per 1,000 persons)</u>
Aggravated Assault	10	N/A
All Other Larceny	47	N/A
Arson	1	N/A
Burglary/Breaking & Entering	38	N/A
Counterfeiting/Forgery	2	N/A
Credit Card/Automatic Teller Fraud	1	N/A
Destruction/Damage/Vandalism of Property	34	N/A
Drug Equipment Violations	4	N/A
Drug/Narcotic Violations	37	N/A
False Pretenses/Swindle/Confidence Game	7	N/A
Forcible Rape	1	N/A
Impersonation	4	N/A
Intimidation	2	N/A
Motor Vehicle Theft	4	N/A
Pornography/Obscene Material	1	N/A
Shoplifting	10	N/A
Simple Assault	34	N/A
Statutory Rape	1	N/A
Theft From Motor Vehicle	1	N/A
Theft of Motor Vehicle Parts/Accessories	2	N/A
Weapon Law Violations	1	N/A

	<u>Index Offense Count</u>	<u>Crime Rate</u>	<u>Population</u>
Point Pleasant SP	113		

McDowell

McDowell Co SO

<u>Offense</u>	<u>Offense Count</u>	<u>Crime Rate (per 1,000 persons)</u>
Aggravated Assault	18	1.20

All Other Larceny	38	2.54
Arson	1	0.07
Burglary/Breaking & Entering	18	1.20
Counterfeiting/Forgery	2	0.13
Credit Card/Automatic Teller Fraud	3	0.20
Destruction/Damage/Vandalism of Property	22	1.47
Drug/Narcotic Violations	55	3.68
False Pretenses/Swindle/Confidence Game	2	0.13
Forcible Rape	1	0.07
Intimidation	22	1.47
Motor Vehicle Theft	9	0.60
Murder and Nonnegligent Manslaughter	1	0.07
Pornography/Obscene Material	1	0.07
Purse-snatching	1	0.07
Robbery	1	0.07
Shoplifting	1	0.07
Simple Assault	86	5.76
Statutory Rape	1	0.07
Stolen Property Offenses	11	0.74
Theft From Building	2	0.13
Theft of Motor Vehicle Parts/Accessories	1	0.07
Weapon Law Violations	6	0.40

	<u>Index Offense Count</u>	<u>Crime Rate</u>	<u>Population</u>
McDowell Co SO	91	6.09	14,943

Welch PD

Offense	Offense Count	Crime Rate (per 1,000 persons)
Aggravated Assault	4	1.74
All Other Larceny	1	0.43
Burglary/Breaking & Entering	1	0.43
Counterfeiting/Forgery	1	0.43
Drug/Narcotic Violations	1	0.43
Forcible Fondling	1	0.43
Intimidation	1	0.43
Simple Assault	2	0.87
Theft From Building	1	0.43
Theft From Motor Vehicle	1	0.43
Weapon Law Violations	2	0.87

	<u>Index Offense Count</u>	<u>Crime Rate</u>	<u>Population</u>
Welch PD	8	3.47	2,303

Welch SP

Offense	Offense Count	Crime Rate (per 1,000 persons)
Aggravated Assault	24	N/A
All Other Larceny	59	N/A
Arson	3	N/A
Burglary/Breaking & Entering	51	N/A
Counterfeiting/Forgery	8	N/A

Destruction/Damage/Vandalism of Property	36	N/A
Drug/Narcotic Violations	53	N/A
Embezzlement	2	N/A
False Pretenses/Swindle/Confidence Game	4	N/A
Forcible Fondling	2	N/A
Forcible Rape	1	N/A
Forcible Sodomy	2	N/A
Impersonation	2	N/A
Intimidation	36	N/A
Kidnaping/Abduction	1	N/A
Motor Vehicle Theft	14	N/A
Murder and Nonnegligent Manslaughter	1	N/A
Pocket-picking	1	N/A
Pornography/Obscene Material	1	N/A
Robbery	2	N/A
Sexual Assault With An Object	4	N/A
Shoplifting	15	N/A
Simple Assault	83	N/A
Statutory Rape	1	N/A
Stolen Property Offenses	1	N/A
Theft From Building	1	N/A
Theft From Motor Vehicle	11	N/A
Theft of Motor Vehicle Parts/Accessories	1	N/A
Weapon Law Violations	3	N/A

	<u>Index Offense Count</u>	<u>Crime Rate</u>	<u>Population</u>
Welch SP	181		

Mercer

BCI - Bluefield

<u>Offense</u>	<u>Offense Count</u>	<u>Crime Rate (per 1,000 persons)</u>
Drug/Narcotic Violations	185	N/A
Prostitution	2	N/A

	<u>Index Offense Count</u>	<u>Crime Rate</u>	<u>Population</u>
BCI - Bluefield	0		

Bluefield PD

<u>Offense</u>	<u>Offense Count</u>	<u>Crime Rate (per 1,000 persons)</u>
Aggravated Assault	46	4.37
All Other Larceny	130	12.36
Arson	2	0.19
Assisting or Promoting Prostitution	3	0.29
Burglary/Breaking & Entering	51	4.85
Counterfeiting/Forgery	7	0.67
Credit Card/Automatic Teller Fraud	11	1.05
Destruction/Damage/Vandalism of Property	78	7.42
Drug/Narcotic Violations	23	2.19
Embezzlement	4	0.38

False Pretenses/Swindle/Confidence Game	15	1.43
Forcible Fondling	1	0.10
Forcible Rape	4	0.38
Intimidation	5	0.48
Motor Vehicle Theft	18	1.71
Murder and Nonnegligent Manslaughter	2	0.19
Robbery	8	0.76
Shoplifting	16	1.52
Simple Assault	129	12.27
Stolen Property Offenses	2	0.19
Theft From Building	7	0.67
Theft From Motor Vehicle	10	0.95
Theft of Motor Vehicle Parts/Accessories	2	0.19
Weapon Law Violations	10	0.95

	<u>Index Offense Count</u>	<u>Crime Rate</u>	<u>Population</u>
Bluefield PD	294	27.95	10,517

Mercer Co SO

<u>Offense</u>	<u>Offense Count</u>	<u>Crime Rate (per 1,000 persons)</u>
False Pretenses/Swindle/Confidence Game	1	0.02

	<u>Index Offense Count</u>	<u>Crime Rate</u>	<u>Population</u>
Mercer Co SO	0	0.00	43,918

Princeton PD

<u>Offense</u>	<u>Offense Count</u>	<u>Crime Rate (per 1,000 persons)</u>
Aggravated Assault	30	4.63
All Other Larceny	70	10.81
Arson	4	0.62
Burglary/Breaking & Entering	62	9.58
Counterfeiting/Forgery	18	2.78
Credit Card/Automatic Teller Fraud	2	0.31
Destruction/Damage/Vandalism of Property	81	12.51
Drug/Narcotic Violations	67	10.35
Embezzlement	3	0.46
False Pretenses/Swindle/Confidence Game	6	0.93
Forcible Rape	2	0.31
Impersonation	3	0.46
Intimidation	5	0.77
Kidnaping/Abduction	4	0.62
Motor Vehicle Theft	7	1.08
Murder and Nonnegligent Manslaughter	1	0.15
Prostitution	5	0.77
Robbery	4	0.62
Shoplifting	56	8.65
Simple Assault	81	12.51
Statutory Rape	1	0.15
Stolen Property Offenses	7	1.08
Theft From Building	37	5.72

Theft From Motor Vehicle	31	4.79
Weapon Law Violations	13	2.01

	<u>Index Offense Count</u>	<u>Crime Rate</u>	<u>Population</u>
Princeton PD	300	46.34	6,474

Princeton SP

<u>Offense</u>	<u>Offense Count</u>	<u>Crime Rate (per 1,000 persons)</u>
Aggravated Assault	21	N/A
All Other Larceny	164	N/A
Burglary/Breaking & Entering	97	N/A
Counterfeiting/Forgery	23	N/A
Credit Card/Automatic Teller Fraud	3	N/A
Destruction/Damage/Vandalism of Property	100	N/A
Drug Equipment Violations	5	N/A
Drug/Narcotic Violations	67	N/A
Embezzlement	8	N/A
Extortion/Blackmail	1	N/A
False Pretenses/Swindle/Confidence Game	35	N/A
Forcible Fondling	1	N/A
Forcible Rape	1	N/A
Impersonation	13	N/A
Intimidation	83	N/A
Kidnaping/Abduction	1	N/A
Motor Vehicle Theft	17	N/A
Murder and Nonnegligent Manslaughter	1	N/A
Operating/Promoting/Assisting Gambling	1	N/A
Pocket-picking	1	N/A
Robbery	3	N/A
Sexual Assault With An Object	3	N/A
Shoplifting	97	N/A
Simple Assault	132	N/A
Stolen Property Offenses	13	N/A
Theft From Building	8	N/A
Theft From Coin Operated Machine or Device	1	N/A
Theft From Motor Vehicle	54	N/A
Theft of Motor Vehicle Parts/Accessories	11	N/A
Weapon Law Violations	8	N/A

	<u>Index Offense Count</u>	<u>Crime Rate</u>	<u>Population</u>
Princeton SP	476		

Turnpike - Mercer

<u>Offense</u>	<u>Offense Count</u>	<u>Crime Rate (per 1,000 persons)</u>
Destruction/Damage/Vandalism of Property	2	N/A
Drug/Narcotic Violations	7	N/A
Simple Assault	2	N/A

	<u>Index Offense Count</u>	<u>Crime Rate</u>	<u>Population</u>
Turnpike - Mercer	0		

Mineral

DNR - 2 - Mineral

<u>Offense</u>	<u>Offense Count</u>	<u>Crime Rate (per 1,000 persons)</u>
Drug/Narcotic Violations	1	N/A

DNR - 2 - Mineral

<u>Index Offense Count</u>	<u>Crime Rate</u>	<u>Population</u>
0		

Keyser PD

<u>Offense</u>	<u>Offense Count</u>	<u>Crime Rate (per 1,000 persons)</u>
Aggravated Assault	3	0.57
All Other Larceny	2	0.38
Burglary/Breaking & Entering	29	5.46
Credit Card/Automatic Teller Fraud	2	0.38
Destruction/Damage/Vandalism of Property	23	4.33
Drug Equipment Violations	6	1.13
Drug/Narcotic Violations	29	5.46
Forcible Sodomy	1	0.19
Kidnaping/Abduction	1	0.19
Motor Vehicle Theft	1	0.19
Robbery	3	0.57
Sexual Assault With An Object	1	0.19
Shoplifting	33	6.22
Simple Assault	43	8.10
Theft From Building	55	10.36
Theft From Coin Operated Machine or Device	1	0.19
Theft From Motor Vehicle	33	6.22
Theft of Motor Vehicle Parts/Accessories	1	0.19

<u>Index Offense Count</u>	<u>Crime Rate</u>	<u>Population</u>
161	30.34	5,307

Keyser PD

Keyser SP

<u>Offense</u>	<u>Offense Count</u>	<u>Crime Rate (per 1,000 persons)</u>
Aggravated Assault	11	N/A
All Other Larceny	102	N/A
Burglary/Breaking & Entering	73	N/A
Counterfeiting/Forgery	24	N/A
Destruction/Damage/Vandalism of Property	76	N/A
Drug Equipment Violations	1	N/A
Drug/Narcotic Violations	76	N/A
Embezzlement	3	N/A
False Pretenses/Swindle/Confidence Game	50	N/A
Forcible Rape	1	N/A
Impersonation	7	N/A
Intimidation	21	N/A
Kidnaping/Abduction	1	N/A
Motor Vehicle Theft	13	N/A

Pornography/Obscene Material	4	N/A
Robbery	1	N/A
Shoplifting	30	N/A
Simple Assault	66	N/A
Stolen Property Offenses	8	N/A
Theft From Building	2	N/A
Theft From Motor Vehicle	14	N/A
Theft of Motor Vehicle Parts/Accessories	7	N/A
Weapon Law Violations	5	N/A

	<u>Index Offense Count</u>	<u>Crime Rate</u>	<u>Population</u>
Keyser SP	254		

Mineral Co SO

<u>Offense</u>	<u>Offense Count</u>	<u>Crime Rate (per 1,000 persons)</u>
Aggravated Assault	26	1.24
All Other Larceny	6	0.29
Arson	1	0.05
Burglary/Breaking & Entering	18	0.86
Counterfeiting/Forgery	9	0.43
Credit Card/Automatic Teller Fraud	4	0.19
Destruction/Damage/Vandalism of Property	18	0.86
Drug Equipment Violations	5	0.24
Drug/Narcotic Violations	24	1.14
False Pretenses/Swindle/Confidence Game	1	0.05
Forcible Fondling	1	0.05
Forcible Sodomy	2	0.10
Incest	1	0.05
Intimidation	4	0.19
Motor Vehicle Theft	9	0.43
Murder and Nonnegligent Manslaughter	1	0.05
Pornography/Obscene Material	1	0.05
Purse-snatching	1	0.05
Sexual Assault With An Object	1	0.05
Shoplifting	18	0.86
Simple Assault	71	3.38
Statutory Rape	1	0.05
Stolen Property Offenses	1	0.05
Theft From Building	15	0.71
Theft From Motor Vehicle	6	0.29
Theft of Motor Vehicle Parts/Accessories	1	0.05
Weapon Law Violations	2	0.10

	<u>Index Offense Count</u>	<u>Crime Rate</u>	<u>Population</u>
Mineral Co SO	101	4.81	21,005

Potomac State College Police

<u>Offense</u>	<u>Offense Count</u>	<u>Crime Rate (per 1,000 persons)</u>
Aggravated Assault	3	N/A
All Other Larceny	3	N/A

Burglary/Breaking & Entering	1	N/A
Destruction/Damage/Vandalism of Property	7	N/A
Drug/Narcotic Violations	7	N/A
Intimidation	1	N/A
Robbery	1	N/A
Stolen Property Offenses	1	N/A
Theft From Building	1	N/A

	<u>Index Offense Count</u>	<u>Crime Rate</u>	<u>Population</u>
Potomac State College Police	9		

Mingo

Mingo Co SO

<u>Offense</u>	<u>Offense Count</u>	<u>Crime Rate (per 1,000 persons)</u>
Aggravated Assault	12	0.57
All Other Larceny	4	0.19
Arson	1	0.05
Burglary/Breaking & Entering	2	0.10
Destruction/Damage/Vandalism of Property	9	0.43
Drug Equipment Violations	1	0.05
Drug/Narcotic Violations	4	0.19
Intimidation	7	0.33
Motor Vehicle Theft	1	0.05
Shoplifting	1	0.05
Simple Assault	58	2.77
Theft From Building	3	0.14
Theft From Motor Vehicle	1	0.05
Weapon Law Violations	1	0.05

	<u>Index Offense Count</u>	<u>Crime Rate</u>	<u>Population</u>
Mingo Co SO	24	1.15	20,930

Williamson PD

<u>Offense</u>	<u>Offense Count</u>	<u>Crime Rate (per 1,000 persons)</u>
Aggravated Assault	14	4.56
All Other Larceny	40	13.03
Arson	1	0.33
Burglary/Breaking & Entering	11	3.58
Destruction/Damage/Vandalism of Property	32	10.43
Drug/Narcotic Violations	16	5.21
Embezzlement	1	0.33
Extortion/Blackmail	1	0.33
False Pretenses/Swindle/Confidence Game	2	0.65
Forcible Fondling	1	0.33
Forcible Rape	2	0.65
Intimidation	2	0.65
Robbery	1	0.33
Sexual Assault With An Object	1	0.33
Shoplifting	2	0.65

Simple Assault	47	15.31
Stolen Property Offenses	4	1.30
Theft From Building	1	0.33
Theft From Motor Vehicle	1	0.33
Weapon Law Violations	12	3.91

	<u>Index Offense Count</u>	<u>Crime Rate</u>	<u>Population</u>
Williamson PD	72	23.46	3,069

Williamson SP

<u>Offense</u>	<u>Offense Count</u>	<u>Crime Rate (per 1,000 persons)</u>
Aggravated Assault	36	N/A
All Other Larceny	67	N/A
Burglary/Breaking & Entering	47	N/A
Counterfeiting/Forgery	10	N/A
Credit Card/Automatic Teller Fraud	2	N/A
Destruction/Damage/Vandalism of Property	48	N/A
Drug Equipment Violations	2	N/A
Drug/Narcotic Violations	101	N/A
Extortion/Blackmail	1	N/A
False Pretenses/Swindle/Confidence Game	5	N/A
Forcible Fondling	4	N/A
Forcible Rape	2	N/A
Forcible Sodomy	1	N/A
Gambling Equipment Violations	1	N/A
Impersonation	17	N/A
Intimidation	35	N/A
Kidnaping/Abduction	1	N/A
Motor Vehicle Theft	24	N/A
Murder and Nonnegligent Manslaughter	2	N/A
Pornography/Obscene Material	1	N/A
Purse-snatching	2	N/A
Robbery	1	N/A
Sexual Assault With An Object	2	N/A
Shoplifting	6	N/A
Simple Assault	97	N/A
Stolen Property Offenses	2	N/A
Theft From Building	1	N/A
Theft From Motor Vehicle	2	N/A
Theft of Motor Vehicle Parts/Accessories	35	N/A
Weapon Law Violations	9	N/A

	<u>Index Offense Count</u>	<u>Crime Rate</u>	<u>Population</u>
Williamson SP	225		

Monongalia

Granville PD

<u>Offense</u>	<u>Offense Count</u>	<u>Crime Rate (per 1,000 persons)</u>
Aggravated Assault	14	17.46

All Other Larceny	25	31.17
Burglary/Breaking & Entering	9	11.22
Counterfeiting/Forgery	7	8.73
Credit Card/Automatic Teller Fraud	10	12.47
Destruction/Damage/Vandalism of Property	15	18.70
Drug/Narcotic Violations	15	18.70
Embezzlement	1	1.25
False Pretenses/Swindle/Confidence Game	7	8.73
Impersonation	3	3.74
Intimidation	2	2.49
Motor Vehicle Theft	4	4.99
Shoplifting	109	135.91
Simple Assault	2	2.49
Stolen Property Offenses	1	1.25

	<u>Index Offense Count</u>	<u>Crime Rate</u>	<u>Population</u>
Granville PD	161	200.75	802

Monongalia Co SO

<u>Offense</u>	<u>Offense Count</u>	<u>Crime Rate (per 1,000 persons)</u>
Aggravated Assault	52	0.84
All Other Larceny	141	2.27
Arson	1	0.02
Burglary/Breaking & Entering	63	1.01
Counterfeiting/Forgery	10	0.16
Credit Card/Automatic Teller Fraud	13	0.21
Destruction/Damage/Vandalism of Property	55	0.89
Drug Equipment Violations	2	0.03
Drug/Narcotic Violations	31	0.50
Embezzlement	3	0.05
False Pretenses/Swindle/Confidence Game	17	0.27
Forcible Fondling	1	0.02
Forcible Rape	3	0.05
Impersonation	4	0.06
Intimidation	1	0.02
Motor Vehicle Theft	19	0.31
Murder and Nonnegligent Manslaughter	1	0.02
Pornography/Obscene Material	2	0.03
Robbery	4	0.06
Shoplifting	55	0.89
Simple Assault	4	0.06
Stolen Property Offenses	3	0.05
Theft From Motor Vehicle	4	0.06
Weapon Law Violations	8	0.13

	<u>Index Offense Count</u>	<u>Crime Rate</u>	<u>Population</u>
Monongalia Co SO	342	5.51	62,112

Morgantown PD

<u>Offense</u>	<u>Offense Count</u>	<u>Crime Rate (per 1,000 persons)</u>
----------------	----------------------	---------------------------------------

Aggravated Assault	32	1.02
All Other Larceny	234	7.45
Arson	4	0.13
Burglary/Breaking & Entering	166	5.29
Counterfeiting/Forgery	38	1.21
Credit Card/Automatic Teller Fraud	22	0.70
Destruction/Damage/Vandalism of Property	297	9.46
Drug Equipment Violations	6	0.19
Drug/Narcotic Violations	99	3.15
Embezzlement	12	0.38
False Pretenses/Swindle/Confidence Game	28	0.89
Forcible Fondling	10	0.32
Forcible Rape	2	0.06
Forcible Sodomy	8	0.25
Impersonation	5	0.16
Intimidation	33	1.05
Kidnaping/Abduction	2	0.06
Motor Vehicle Theft	26	0.83
Murder and Nonnegligent Manslaughter	2	0.06
Pocket-picking	5	0.16
Pornography/Obscene Material	1	0.03
Purse-snatching	4	0.13
Robbery	24	0.76
Sexual Assault With An Object	2	0.06
Shoplifting	238	7.58
Simple Assault	173	5.51
Stolen Property Offenses	16	0.51
Theft From Building	19	0.60
Theft From Coin Operated Machine or Device	2	0.06
Theft From Motor Vehicle	109	3.47
Theft of Motor Vehicle Parts/Accessories	19	0.60
Weapon Law Violations	8	0.25

	<u>Index Offense Count</u>	<u>Crime Rate</u>	<u>Population</u>
Morgantown PD	882	28.08	31,406

Morgantown SP

<u>Offense</u>	<u>Offense Count</u>	<u>Crime Rate (per 1,000 persons)</u>
Aggravated Assault	20	N/A
All Other Larceny	141	N/A
Arson	1	N/A
Burglary/Breaking & Entering	94	N/A
Counterfeiting/Forgery	20	N/A
Destruction/Damage/Vandalism of Property	155	N/A
Drug Equipment Violations	1	N/A
Drug/Narcotic Violations	34	N/A
Embezzlement	5	N/A
False Pretenses/Swindle/Confidence Game	21	N/A
Forcible Fondling	7	N/A

Forcible Rape	3	N/A
Forcible Sodomy	2	N/A
Impersonation	5	N/A
Intimidation	21	N/A
Kidnaping/Abduction	1	N/A
Motor Vehicle Theft	28	N/A
Murder and Nonnegligent Manslaughter	1	N/A
Robbery	10	N/A
Sexual Assault With An Object	2	N/A
Shoplifting	60	N/A
Simple Assault	107	N/A
Stolen Property Offenses	7	N/A
Theft From Building	2	N/A
Theft From Motor Vehicle	100	N/A
Weapon Law Violations	7	N/A

	<u>Index Offense Count</u>	<u>Crime Rate</u>	<u>Population</u>
Morgantown SP	459		

WV University - Police

<u>Offense</u>	<u>Offense Count</u>	<u>Crime Rate (per 1,000 persons)</u>
Aggravated Assault	12	N/A
All Other Larceny	23	N/A
Arson	1	N/A
Burglary/Breaking & Entering	7	N/A
Counterfeiting/Forgery	1	N/A
Destruction/Damage/Vandalism of Property	43	N/A
Drug/Narcotic Violations	68	N/A
Embezzlement	2	N/A
False Pretenses/Swindle/Confidence Game	5	N/A
Forcible Fondling	2	N/A
Forcible Rape	3	N/A
Impersonation	1	N/A
Intimidation	13	N/A
Motor Vehicle Theft	3	N/A
Pornography/Obscene Material	1	N/A
Simple Assault	10	N/A
Stolen Property Offenses	1	N/A
Theft From Building	76	N/A
Theft From Motor Vehicle	14	N/A

	<u>Index Offense Count</u>	<u>Crime Rate</u>	<u>Population</u>
WV University - Police	138		

Monroe

Alderson PD

<u>Offense</u>	<u>Offense Count</u>	<u>Crime Rate (per 1,000 persons)</u>
Drug/Narcotic Violations	1	1.02
Simple Assault	2	2.03

	<u>Index Offense Count</u>	<u>Crime Rate</u>	<u>Population</u>
Alderson PD	0	0.00	983

Monroe Co SO

<u>Offense</u>	<u>Offense Count</u>	<u>Crime Rate (per 1,000 persons)</u>
Aggravated Assault	4	0.30
All Other Larceny	11	0.83
Burglary/Breaking & Entering	10	0.76
Destruction/Damage/Vandalism of Property	14	1.06
Drug/Narcotic Violations	4	0.30
False Pretenses/Swindle/Confidence Game	1	0.08
Intimidation	4	0.30
Motor Vehicle Theft	2	0.15
Shoplifting	1	0.08
Simple Assault	22	1.66
Statutory Rape	1	0.08
Theft From Building	15	1.13
Theft From Motor Vehicle	6	0.45

	<u>Index Offense Count</u>	<u>Crime Rate</u>	<u>Population</u>
Monroe Co SO	49	3.70	13,240

Union SP

<u>Offense</u>	<u>Offense Count</u>	<u>Crime Rate (per 1,000 persons)</u>
Aggravated Assault	8	N/A
All Other Larceny	27	N/A
Burglary/Breaking & Entering	15	N/A
Counterfeiting/Forgery	1	N/A
Destruction/Damage/Vandalism of Property	9	N/A
Drug/Narcotic Violations	19	N/A
False Pretenses/Swindle/Confidence Game	9	N/A
Gambling Equipment Violations	1	N/A
Impersonation	5	N/A
Intimidation	4	N/A
Motor Vehicle Theft	7	N/A
Pornography/Obscene Material	1	N/A
Shoplifting	1	N/A
Simple Assault	20	N/A
Stolen Property Offenses	1	N/A
Theft From Motor Vehicle	2	N/A
Theft of Motor Vehicle Parts/Accessories	5	N/A
Weapon Law Violations	2	N/A

	<u>Index Offense Count</u>	<u>Crime Rate</u>	<u>Population</u>
Union SP	65		

Morgan

Berkeley Springs (BATH) PD

<u>Offense</u>	<u>Offense Count</u>	<u>Crime Rate (per 1,000 persons)</u>
----------------	----------------------	---------------------------------------

Drug/Narcotic Violations	2	3.26
Shoplifting	2	3.26

	<u>Index Offense Count</u>	<u>Crime Rate</u>	<u>Population</u>
Berkeley Springs (BATH) PD	2	3.26	614

Berkeley Springs SP

<u>Offense</u>	<u>Offense Count</u>	<u>Crime Rate (per 1,000 persons)</u>
Aggravated Assault	11	N/A
All Other Larceny	61	N/A
Burglary/Breaking & Entering	33	N/A
Counterfeiting/Forgery	10	N/A
Destruction/Damage/Vandalism of Property	44	N/A
Drug Equipment Violations	3	N/A
Drug/Narcotic Violations	25	N/A
False Pretenses/Swindle/Confidence Game	12	N/A
Forcible Fondling	1	N/A
Forcible Rape	3	N/A
Forcible Sodomy	1	N/A
Impersonation	2	N/A
Intimidation	20	N/A
Motor Vehicle Theft	9	N/A
Robbery	1	N/A
Shoplifting	8	N/A
Simple Assault	25	N/A
Stolen Property Offenses	3	N/A
Theft From Motor Vehicle	2	N/A
Theft of Motor Vehicle Parts/Accessories	1	N/A
Weapon Law Violations	1	N/A

	<u>Index Offense Count</u>	<u>Crime Rate</u>	<u>Population</u>
Berkeley Springs SP	129		

Morgan Co SO

<u>Offense</u>	<u>Offense Count</u>	<u>Crime Rate (per 1,000 persons)</u>
Aggravated Assault	52	3.18
All Other Larceny	25	1.53
Burglary/Breaking & Entering	20	1.22
Counterfeiting/Forgery	4	0.24
Credit Card/Automatic Teller Fraud	1	0.06
Destruction/Damage/Vandalism of Property	15	0.92
Drug/Narcotic Violations	47	2.88
False Pretenses/Swindle/Confidence Game	5	0.31
Forcible Fondling	1	0.06
Forcible Rape	2	0.12
Intimidation	3	0.18
Kidnaping/Abduction	3	0.18
Motor Vehicle Theft	3	0.18
Murder and Nonnegligent Manslaughter	2	0.12
Shoplifting	3	0.18

Simple Assault	1	0.06
Theft From Motor Vehicle	1	0.06
Weapon Law Violations	5	0.31

	<u>Index Offense Count</u>	<u>Crime Rate</u>	<u>Population</u>
Morgan Co SO	108	6.61	16,330

Nicholas

Nicholas Co SO

<u>Offense</u>	<u>Offense Count</u>	<u>Crime Rate (per 1,000 persons)</u>
Aggravated Assault	136	6.60
All Other Larceny	110	5.34
Arson	3	0.15
Burglary/Breaking & Entering	66	3.20
Counterfeiting/Forgery	10	0.49
Credit Card/Automatic Teller Fraud	3	0.15
Destruction/Damage/Vandalism of Property	49	2.38
Drug Equipment Violations	12	0.58
Drug/Narcotic Violations	29	1.41
Embezzlement	4	0.19
Extortion/Blackmail	1	0.05
False Pretenses/Swindle/Confidence Game	11	0.53
Forcible Fondling	5	0.24
Forcible Rape	9	0.44
Impersonation	1	0.05
Intimidation	23	1.12
Murder and Nonnegligent Manslaughter	2	0.10
Shoplifting	30	1.46
Simple Assault	38	1.84
Stolen Property Offenses	4	0.19
Theft From Motor Vehicle	1	0.05
Weapon Law Violations	12	0.58

	<u>Index Offense Count</u>	<u>Crime Rate</u>	<u>Population</u>
Nicholas Co SO	354	17.19	20,598

Richwood SP

<u>Offense</u>	<u>Offense Count</u>	<u>Crime Rate (per 1,000 persons)</u>
Aggravated Assault	5	N/A
All Other Larceny	8	N/A
Arson	1	N/A
Burglary/Breaking & Entering	4	N/A
Counterfeiting/Forgery	2	N/A
Credit Card/Automatic Teller Fraud	2	N/A
Destruction/Damage/Vandalism of Property	10	N/A
Drug/Narcotic Violations	10	N/A
False Pretenses/Swindle/Confidence Game	4	N/A
Forcible Fondling	6	N/A
Impersonation	2	N/A

Incest	1	N/A
Intimidation	5	N/A
Motor Vehicle Theft	1	N/A
Pornography/Obscene Material	1	N/A
Shoplifting	4	N/A
Simple Assault	7	N/A
Theft From Building	1	N/A
Theft From Motor Vehicle	3	N/A
Theft of Motor Vehicle Parts/Accessories	2	N/A
Weapon Law Violations	1	N/A

	<u>Index Offense Count</u>	<u>Crime Rate</u>	<u>Population</u>
Richwood SP	28		

Summersville PD

<u>Offense</u>	<u>Offense Count</u>	<u>Crime Rate (per 1,000 persons)</u>
Aggravated Assault	14	3.92
All Other Larceny	27	7.57
Burglary/Breaking & Entering	2	0.56
Counterfeiting/Forgery	1	0.28
Credit Card/Automatic Teller Fraud	1	0.28
Destruction/Damage/Vandalism of Property	10	2.80
Drug Equipment Violations	1	0.28
Drug/Narcotic Violations	54	15.13
Embezzlement	1	0.28
False Pretenses/Swindle/Confidence Game	2	0.56
Intimidation	1	0.28
Motor Vehicle Theft	2	0.56
Shoplifting	117	32.78
Simple Assault	3	0.84
Stolen Property Offenses	1	0.28
Theft From Coin Operated Machine or Device	1	0.28
Theft From Motor Vehicle	2	0.56
Weapon Law Violations	1	0.28

	<u>Index Offense Count</u>	<u>Crime Rate</u>	<u>Population</u>
Summersville PD	165	46.23	3,569

Summersville SP

<u>Offense</u>	<u>Offense Count</u>	<u>Crime Rate (per 1,000 persons)</u>
Aggravated Assault	4	N/A
All Other Larceny	25	N/A
Burglary/Breaking & Entering	7	N/A
Counterfeiting/Forgery	3	N/A
Credit Card/Automatic Teller Fraud	2	N/A
Destruction/Damage/Vandalism of Property	6	N/A
Drug Equipment Violations	13	N/A
Drug/Narcotic Violations	191	N/A
Embezzlement	1	N/A
False Pretenses/Swindle/Confidence Game	15	N/A

Forcible Fondling	1	N/A
Impersonation	4	N/A
Intimidation	6	N/A
Motor Vehicle Theft	4	N/A
Shoplifting	7	N/A
Simple Assault	7	N/A
Stolen Property Offenses	2	N/A
Theft From Building	2	N/A
Theft From Motor Vehicle	7	N/A
Theft of Motor Vehicle Parts/Accessories	2	N/A
Weapon Law Violations	3	N/A

	<u>Index Offense Count</u>	<u>Crime Rate</u>	<u>Population</u>
Summersville SP	58		

Ohio

Bethlehem PD

<u>Offense</u>	<u>Offense Count</u>	<u>Crime Rate (per 1,000 persons)</u>
Aggravated Assault	2	0.81
All Other Larceny	5	2.02
Burglary/Breaking & Entering	2	0.81
Embezzlement	2	0.81
Intimidation	2	0.81
Robbery	1	0.40
Shoplifting	1	0.40
Theft From Coin Operated Machine or Device	5	2.02

	<u>Index Offense Count</u>	<u>Crime Rate</u>	<u>Population</u>
Bethlehem PD	16	6.48	2,471

Ohio Co SO

<u>Offense</u>	<u>Offense Count</u>	<u>Crime Rate (per 1,000 persons)</u>
Aggravated Assault	19	1.78
All Other Larceny	47	4.39
Arson	1	0.09
Assisting or Promoting Prostitution	1	0.09
Burglary/Breaking & Entering	30	2.80
Counterfeiting/Forgery	9	0.84
Credit Card/Automatic Teller Fraud	4	0.37
Destruction/Damage/Vandalism of Property	24	2.24
Drug/Narcotic Violations	45	4.21
Embezzlement	11	1.03
False Pretenses/Swindle/Confidence Game	12	1.12
Forcible Fondling	1	0.09
Forcible Rape	4	0.37
Impersonation	2	0.19
Incest	1	0.09
Intimidation	5	0.47
Kidnaping/Abduction	2	0.19

Motor Vehicle Theft	6	0.56
Robbery	1	0.09
Shoplifting	97	9.06
Simple Assault	32	2.99
Stolen Property Offenses	2	0.19
Theft From Building	13	1.21
Theft From Motor Vehicle	11	1.03
Theft of Motor Vehicle Parts/Accessories	1	0.09
Weapon Law Violations	3	0.28

	<u>Index Offense Count</u>	<u>Crime Rate</u>	<u>Population</u>
Ohio Co SO	229	21.40	10,701

tf Ohio Valley Drug & Vio Crime

<u>Offense</u>	<u>Offense Count</u>	<u>Crime Rate (per 1,000 persons)</u>
Aggravated Assault	1	N/A
Assisting or Promoting Prostitution	1	N/A
Drug/Narcotic Violations	118	N/A

	<u>Index Offense Count</u>	<u>Crime Rate</u>	<u>Population</u>
tf Ohio Valley Drug & Vio Crime	1		

Wheeling PD

<u>Offense</u>	<u>Offense Count</u>	<u>Crime Rate (per 1,000 persons)</u>
Aggravated Assault	170	6.00
All Other Larceny	354	12.48
Arson	4	0.14
Assisting or Promoting Prostitution	1	0.04
Burglary/Breaking & Entering	169	5.96
Counterfeiting/Forgery	19	0.67
Credit Card/Automatic Teller Fraud	20	0.71
Destruction/Damage/Vandalism of Property	230	8.11
Drug Equipment Violations	4	0.14
Drug/Narcotic Violations	173	6.10
Embezzlement	5	0.18
False Pretenses/Swindle/Confidence Game	28	0.99
Forcible Fondling	4	0.14
Forcible Rape	13	0.46
Impersonation	7	0.25
Intimidation	85	3.00
Motor Vehicle Theft	39	1.38
Pocket-picking	1	0.04
Pornography/Obscene Material	3	0.11
Prostitution	1	0.04
Robbery	16	0.56
Shoplifting	112	3.95
Simple Assault	224	7.90
Stolen Property Offenses	5	0.18
Theft From Motor Vehicle	43	1.52
Theft of Motor Vehicle Parts/Accessories	6	0.21

Weapon Law Violations	20	0.71
Welfare Fraud	1	0.04

	<u>Index Offense Count</u>	<u>Crime Rate</u>	<u>Population</u>
Wheeling PD	923	32.55	28,356

Wheeling SP

<u>Offense</u>	<u>Offense Count</u>	<u>Crime Rate (per 1,000 persons)</u>
Aggravated Assault	2	N/A
All Other Larceny	14	N/A
Burglary/Breaking & Entering	3	N/A
Destruction/Damage/Vandalism of Property	9	N/A
Drug/Narcotic Violations	147	N/A
False Pretenses/Swindle/Confidence Game	11	N/A
Forcible Fondling	4	N/A
Forcible Rape	1	N/A
Intimidation	11	N/A
Kidnaping/Abduction	1	N/A
Motor Vehicle Theft	2	N/A
Shoplifting	14	N/A
Simple Assault	14	N/A
Stolen Property Offenses	2	N/A
Theft of Motor Vehicle Parts/Accessories	6	N/A
Weapon Law Violations	4	N/A

	<u>Index Offense Count</u>	<u>Crime Rate</u>	<u>Population</u>
Wheeling SP	42		

Pendleton

Franklin SP

<u>Offense</u>	<u>Offense Count</u>	<u>Crime Rate (per 1,000 persons)</u>
Aggravated Assault	5	N/A
All Other Larceny	17	N/A
Arson	1	N/A
Burglary/Breaking & Entering	10	N/A
Counterfeiting/Forgery	1	N/A
Destruction/Damage/Vandalism of Property	23	N/A
Drug Equipment Violations	1	N/A
Drug/Narcotic Violations	6	N/A
False Pretenses/Swindle/Confidence Game	1	N/A
Impersonation	2	N/A
Intimidation	9	N/A
Robbery	1	N/A
Shoplifting	5	N/A
Simple Assault	20	N/A
Statutory Rape	1	N/A
Theft From Building	2	N/A
Weapon Law Violations	2	N/A

Franklin SP

Index Offense Count Crime Rate Population
40

Pleasants

Pleasants Co SO

<u>Offense</u>	<u>Offense Count</u>	<u>Crime Rate (per 1,000 persons)</u>
Aggravated Assault	1	0.17
All Other Larceny	7	1.22
Burglary/Breaking & Entering	5	0.87
Destruction/Damage/Vandalism of Property	1	0.17
False Pretenses/Swindle/Confidence Game	1	0.17
Forcible Fondling	3	0.52
Forcible Sodomy	1	0.17
Impersonation	1	0.17
Intimidation	2	0.35
Motor Vehicle Theft	1	0.17
Shoplifting	1	0.17
Simple Assault	11	1.91
Theft From Building	1	0.17

Index Offense Count Crime Rate Population
Pleasants Co SO 16 2.78 5,747

St Marys SP

<u>Offense</u>	<u>Offense Count</u>	<u>Crime Rate (per 1,000 persons)</u>
Aggravated Assault	2	N/A
All Other Larceny	11	N/A
Burglary/Breaking & Entering	3	N/A
Counterfeiting/Forgery	1	N/A
Destruction/Damage/Vandalism of Property	9	N/A
Drug Equipment Violations	1	N/A
Drug/Narcotic Violations	25	N/A
False Pretenses/Swindle/Confidence Game	4	N/A
Forcible Fondling	1	N/A
Forcible Sodomy	1	N/A
Impersonation	4	N/A
Intimidation	7	N/A
Kidnaping/Abduction	1	N/A
Motor Vehicle Theft	2	N/A
Pornography/Obscene Material	1	N/A
Sexual Assault With An Object	1	N/A
Simple Assault	13	N/A
Stolen Property Offenses	2	N/A
Theft From Building	1	N/A

Index Offense Count Crime Rate Population
St Marys SP 19

Pocahontas

Marlinton SP

<u>Offense</u>	<u>Offense Count</u>	<u>Crime Rate (per 1,000 persons)</u>
Aggravated Assault	6	N/A
All Other Larceny	22	N/A
Arson	1	N/A
Burglary/Breaking & Entering	11	N/A
Counterfeiting/Forgery	6	N/A
Destruction/Damage/Vandalism of Property	25	N/A
Drug/Narcotic Violations	31	N/A
Embezzlement	3	N/A
False Pretenses/Swindle/Confidence Game	3	N/A
Forcible Fondling	2	N/A
Forcible Rape	2	N/A
Forcible Sodomy	1	N/A
Impersonation	4	N/A
Intimidation	13	N/A
Kidnaping/Abduction	1	N/A
Motor Vehicle Theft	3	N/A
Sexual Assault With An Object	1	N/A
Shoplifting	10	N/A
Simple Assault	46	N/A
Theft From Building	4	N/A
Theft From Motor Vehicle	2	N/A
Theft of Motor Vehicle Parts/Accessories	1	N/A
Weapon Law Violations	7	N/A

	<u>Index Offense Count</u>	<u>Crime Rate</u>	<u>Population</u>
Marlinton SP	61		

Pocahontas Co SO

<u>Offense</u>	<u>Offense Count</u>	<u>Crime Rate (per 1,000 persons)</u>
All Other Larceny	1	0.13
Destruction/Damage/Vandalism of Property	2	0.26
Drug/Narcotic Violations	3	0.39
Sexual Assault With An Object	1	0.13
Simple Assault	4	0.52
Theft of Motor Vehicle Parts/Accessories	1	0.13

	<u>Index Offense Count</u>	<u>Crime Rate</u>	<u>Population</u>
Pocahontas Co SO	2	0.26	7,633

Preston

Kingwood PD

<u>Offense</u>	<u>Offense Count</u>	<u>Crime Rate (per 1,000 persons)</u>
Aggravated Assault	1	0.34
Counterfeiting/Forgery	1	0.34

Kingwood PD	<u>Index Offense Count</u>	<u>Crime Rate</u>	<u>Population</u>
	1	0.34	2,960

Kingwood SP

<u>Offense</u>	<u>Offense Count</u>	<u>Crime Rate (per 1,000 persons)</u>
Aggravated Assault	14	N/A
All Other Larceny	53	N/A
Burglary/Breaking & Entering	45	N/A
Counterfeiting/Forgery	14	N/A
Destruction/Damage/Vandalism of Property	51	N/A
Drug Equipment Violations	1	N/A
Drug/Narcotic Violations	53	N/A
Embezzlement	2	N/A
False Pretenses/Swindle/Confidence Game	22	N/A
Forcible Fondling	6	N/A
Forcible Rape	5	N/A
Intimidation	13	N/A
Motor Vehicle Theft	9	N/A
Murder and Nonnegligent Manslaughter	1	N/A
Pornography/Obscene Material	1	N/A
Robbery	3	N/A
Shoplifting	44	N/A
Simple Assault	77	N/A
Theft From Motor Vehicle	3	N/A
Weapon Law Violations	2	N/A

Kingwood SP	<u>Index Offense Count</u>	<u>Crime Rate</u>	<u>Population</u>
	177		

Preston Co SO

<u>Offense</u>	<u>Offense Count</u>	<u>Crime Rate (per 1,000 persons)</u>
Aggravated Assault	19	0.69
All Other Larceny	28	1.02
Burglary/Breaking & Entering	37	1.35
Counterfeiting/Forgery	3	0.11
Credit Card/Automatic Teller Fraud	1	0.04
Destruction/Damage/Vandalism of Property	7	0.26
Drug/Narcotic Violations	39	1.42
Embezzlement	1	0.04
False Pretenses/Swindle/Confidence Game	1	0.04
Forcible Fondling	1	0.04
Forcible Rape	3	0.11
Intimidation	5	0.18
Motor Vehicle Theft	7	0.26
Pornography/Obscene Material	1	0.04
Robbery	1	0.04
Sexual Assault With An Object	1	0.04
Shoplifting	5	0.18
Simple Assault	4	0.15

Stolen Property Offenses	2	0.07
Theft From Building	5	0.18

	<u>Index Offense Count</u>	<u>Crime Rate</u>	<u>Population</u>
Preston Co SO	105	3.83	27,406

Reedsville PD

<u>Offense</u>	<u>Offense Count</u>	<u>Crime Rate (per 1,000 persons)</u>
All Other Larceny	1	1.67
Drug/Narcotic Violations	1	1.67
Embezzlement	1	1.67
Shoplifting	2	3.33

	<u>Index Offense Count</u>	<u>Crime Rate</u>	<u>Population</u>
Reedsville PD	3	5.00	600

Putnam

Eleanor PD

<u>Offense</u>	<u>Offense Count</u>	<u>Crime Rate (per 1,000 persons)</u>
Burglary/Breaking & Entering	1	0.64
Drug/Narcotic Violations	1	0.64

	<u>Index Offense Count</u>	<u>Crime Rate</u>	<u>Population</u>
Eleanor PD	1	0.64	1,559

Hurricane PD

<u>Offense</u>	<u>Offense Count</u>	<u>Crime Rate (per 1,000 persons)</u>
Aggravated Assault	3	0.47
All Other Larceny	21	3.29
Burglary/Breaking & Entering	10	1.57
Counterfeiting/Forgery	6	0.94
Credit Card/Automatic Teller Fraud	7	1.10
Destruction/Damage/Vandalism of Property	18	2.82
Drug/Narcotic Violations	13	2.04
False Pretenses/Swindle/Confidence Game	3	0.47
Intimidation	2	0.31
Motor Vehicle Theft	2	0.31
Murder and Nonnegligent Manslaughter	1	0.16
Shoplifting	37	5.80
Simple Assault	2	0.31
Stolen Property Offenses	3	0.47
Theft From Building	10	1.57
Theft From Motor Vehicle	10	1.57

	<u>Index Offense Count</u>	<u>Crime Rate</u>	<u>Population</u>
Hurricane PD	94	14.73	6,382

Putnam Co SO

<u>Offense</u>	<u>Offense Count</u>	<u>Crime Rate (per 1,000 persons)</u>
Aggravated Assault	192	4.34
All Other Larceny	359	8.12

Arson	1	0.02
Burglary/Breaking & Entering	100	2.26
Counterfeiting/Forgery	12	0.27
Credit Card/Automatic Teller Fraud	10	0.23
Destruction/Damage/Vandalism of Property	147	3.32
Drug Equipment Violations	3	0.07
Drug/Narcotic Violations	72	1.63
Embezzlement	2	0.05
False Pretenses/Swindle/Confidence Game	20	0.45
Forcible Fondling	9	0.20
Forcible Rape	10	0.23
Impersonation	11	0.25
Incest	1	0.02
Intimidation	102	2.31
Kidnaping/Abduction	1	0.02
Motor Vehicle Theft	41	0.93
Murder and Nonnegligent Manslaughter	2	0.05
Pornography/Obscene Material	6	0.14
Robbery	2	0.05
Shoplifting	40	0.90
Simple Assault	6	0.14
Statutory Rape	2	0.05
Stolen Property Offenses	3	0.07
Theft From Motor Vehicle	44	0.99
Weapon Law Violations	18	0.41

	<u>Index Offense Count</u>	<u>Crime Rate</u>	<u>Population</u>
Putnam Co SO	790	17.86	44,225

Winfield PD

<u>Offense</u>	<u>Offense Count</u>	<u>Crime Rate (per 1,000 persons)</u>
Aggravated Assault	1	0.43
All Other Larceny	14	5.99
Burglary/Breaking & Entering	1	0.43
Counterfeiting/Forgery	6	2.57
Destruction/Damage/Vandalism of Property	4	1.71
Drug/Narcotic Violations	4	1.71
Embezzlement	1	0.43
False Pretenses/Swindle/Confidence Game	1	0.43
Intimidation	16	6.84
Kidnaping/Abduction	1	0.43
Motor Vehicle Theft	2	0.86
Pornography/Obscene Material	1	0.43
Shoplifting	2	0.86
Simple Assault	7	2.99
Theft From Building	3	1.28
Theft From Motor Vehicle	4	1.71
Weapon Law Violations	1	0.43

Winfield PD	<u>Index Offense Count</u>	<u>Crime Rate</u>	<u>Population</u>
	27	11.54	2,339

Winfield SP

<u>Offense</u>	<u>Offense Count</u>	<u>Crime Rate (per 1,000 persons)</u>
Aggravated Assault	11	N/A
All Other Larceny	64	N/A
Burglary/Breaking & Entering	31	N/A
Counterfeiting/Forgery	26	N/A
Destruction/Damage/Vandalism of Property	36	N/A
Drug Equipment Violations	4	N/A
Drug/Narcotic Violations	57	N/A
Embezzlement	2	N/A
False Pretenses/Swindle/Confidence Game	16	N/A
Forcible Fondling	5	N/A
Forcible Rape	2	N/A
Impersonation	10	N/A
Intimidation	8	N/A
Motor Vehicle Theft	22	N/A
Pornography/Obscene Material	1	N/A
Shoplifting	6	N/A
Simple Assault	21	N/A
Stolen Property Offenses	6	N/A
Theft From Building	3	N/A
Theft From Motor Vehicle	13	N/A
Theft of Motor Vehicle Parts/Accessories	37	N/A
Weapon Law Violations	4	N/A

Winfield SP	<u>Index Offense Count</u>	<u>Crime Rate</u>	<u>Population</u>
	189		

RALEIGH

BCI - Beckley

<u>Offense</u>	<u>Offense Count</u>	<u>Crime Rate (per 1,000 persons)</u>
Drug Equipment Violations	6	N/A
Drug/Narcotic Violations	421	N/A
False Pretenses/Swindle/Confidence Game	2	N/A
Prostitution	1	N/A

BCI - Beckley	<u>Index Offense Count</u>	<u>Crime Rate</u>	<u>Population</u>
	0		

Beckley PD

<u>Offense</u>	<u>Offense Count</u>	<u>Crime Rate (per 1,000 persons)</u>
Aggravated Assault	108	6.14
All Other Larceny	336	19.10
Arson	4	0.23
Assisting or Promoting Prostitution	7	0.40
Burglary/Breaking & Entering	284	16.14

Counterfeiting/Forgery	39	2.22
Credit Card/Automatic Teller Fraud	19	1.08
Destruction/Damage/Vandalism of Property	444	25.24
Drug/Narcotic Violations	167	9.49
Embezzlement	29	1.65
False Pretenses/Swindle/Confidence Game	92	5.23
Forcible Fondling	11	0.63
Forcible Rape	14	0.80
Forcible Sodomy	2	0.11
Impersonation	33	1.88
Intimidation	114	6.48
Kidnaping/Abduction	6	0.34
Motor Vehicle Theft	44	2.50
Pocket-picking	2	0.11
Pornography/Obscene Material	4	0.23
Prostitution	8	0.45
Purse-snatching	5	0.28
Robbery	38	2.16
Sexual Assault With An Object	1	0.06
Shoplifting	457	25.98
Simple Assault	381	21.66
Statutory Rape	1	0.06
Stolen Property Offenses	11	0.63
Theft From Building	10	0.57
Theft From Motor Vehicle	162	9.21
Theft of Motor Vehicle Parts/Accessories	12	0.68
Weapon Law Violations	32	1.82
Welfare Fraud	1	0.06

	<u>Index Offense Count</u>	<u>Crime Rate</u>	<u>Population</u>
Beckley PD	1,472	83.67	17,593

Beckley SP

<u>Offense</u>	<u>Offense Count</u>	<u>Crime Rate (per 1,000 persons)</u>
Aggravated Assault	29	N/A
All Other Larceny	156	N/A
Arson	5	N/A
Burglary/Breaking & Entering	103	N/A
Counterfeiting/Forgery	61	N/A
Credit Card/Automatic Teller Fraud	1	N/A
Destruction/Damage/Vandalism of Property	112	N/A
Drug Equipment Violations	30	N/A
Drug/Narcotic Violations	132	N/A
Embezzlement	13	N/A
False Pretenses/Swindle/Confidence Game	48	N/A
Forcible Fondling	4	N/A
Forcible Rape	3	N/A
Impersonation	55	N/A
Intimidation	11	N/A

Motor Vehicle Theft	27	N/A
Murder and Nonnegligent Manslaughter	2	N/A
Pornography/Obscene Material	1	N/A
Prostitution	1	N/A
Sexual Assault With An Object	2	N/A
Shoplifting	67	N/A
Simple Assault	56	N/A
Stolen Property Offenses	17	N/A
Theft From Building	2	N/A
Theft From Motor Vehicle	31	N/A
Theft of Motor Vehicle Parts/Accessories	79	N/A
Weapon Law Violations	7	N/A
Wire Fraud	1	N/A

	<u>Index Offense Count</u>	<u>Crime Rate</u>	<u>Population</u>
Beckley SP	499		

Mabscott PD

<u>Offense</u>	<u>Offense Count</u>	<u>Crime Rate (per 1,000 persons)</u>
Burglary/Breaking & Entering	1	0.72
Destruction/Damage/Vandalism of Property	2	1.43
Drug/Narcotic Violations	2	1.43
Theft From Building	1	0.72

	<u>Index Offense Count</u>	<u>Crime Rate</u>	<u>Population</u>
Mabscott PD	2	1.43	1,398

Raleigh Co SO

<u>Offense</u>	<u>Offense Count</u>	<u>Crime Rate (per 1,000 persons)</u>
Aggravated Assault	63	1.08
All Other Larceny	437	7.47
Arson	8	0.14
Burglary/Breaking & Entering	446	7.62
Counterfeiting/Forgery	30	0.51
Credit Card/Automatic Teller Fraud	6	0.10
Destruction/Damage/Vandalism of Property	280	4.79
Drug/Narcotic Violations	35	0.60
Embezzlement	6	0.10
False Pretenses/Swindle/Confidence Game	54	0.92
Forcible Fondling	4	0.07
Forcible Rape	5	0.09
Impersonation	24	0.41
Intimidation	34	0.58
Motor Vehicle Theft	65	1.11
Murder and Nonnegligent Manslaughter	3	0.05
Pornography/Obscene Material	2	0.03
Purse-snatching	3	0.05
Robbery	33	0.56
Sexual Assault With An Object	3	0.05
Shoplifting	108	1.85

Simple Assault	259	4.43
Statutory Rape	1	0.02
Stolen Property Offenses	32	0.55
Theft From Building	19	0.32
Theft From Motor Vehicle	125	2.14
Theft of Motor Vehicle Parts/Accessories	8	0.14
Weapon Law Violations	26	0.44
Wire Fraud	1	0.02

	<u>Index Offense Count</u>	<u>Crime Rate</u>	<u>Population</u>
Raleigh Co SO	1,315	22.48	58,494

Turnpike - Raleigh

<u>Offense</u>	<u>Offense Count</u>	<u>Crime Rate (per 1,000 persons)</u>
All Other Larceny	2	N/A
Burglary/Breaking & Entering	3	N/A
Destruction/Damage/Vandalism of Property	6	N/A
Drug/Narcotic Violations	80	N/A
Intimidation	1	N/A
Shoplifting	4	N/A
Stolen Property Offenses	1	N/A
Weapon Law Violations	2	N/A

	<u>Index Offense Count</u>	<u>Crime Rate</u>	<u>Population</u>
Turnpike - Raleigh	9		

Randolph

Elkins PD

<u>Offense</u>	<u>Offense Count</u>	<u>Crime Rate (per 1,000 persons)</u>
Aggravated Assault	20	2.78
All Other Larceny	40	5.57
Burglary/Breaking & Entering	8	1.11
Credit Card/Automatic Teller Fraud	2	0.28
Destruction/Damage/Vandalism of Property	24	3.34
Drug/Narcotic Violations	2	0.28
False Pretenses/Swindle/Confidence Game	1	0.14
Forcible Fondling	1	0.14
Forcible Rape	2	0.28
Intimidation	1	0.14
Motor Vehicle Theft	1	0.14
Pornography/Obscene Material	1	0.14
Shoplifting	10	1.39
Simple Assault	5	0.70
Theft From Motor Vehicle	1	0.14
Weapon Law Violations	2	0.28

	<u>Index Offense Count</u>	<u>Crime Rate</u>	<u>Population</u>
Elkins PD	82	11.42	7,183

Elkins SP

<u>Offense</u>	<u>Offense Count</u>	<u>Crime Rate (per 1,000 persons)</u>
Aggravated Assault	16	N/A
All Other Larceny	96	N/A
Arson	1	N/A
Burglary/Breaking & Entering	54	N/A
Counterfeiting/Forgery	17	N/A
Credit Card/Automatic Teller Fraud	5	N/A
Destruction/Damage/Vandalism of Property	98	N/A
Drug Equipment Violations	8	N/A
Drug/Narcotic Violations	77	N/A
Embezzlement	6	N/A
False Pretenses/Swindle/Confidence Game	18	N/A
Forcible Fondling	4	N/A
Forcible Rape	10	N/A
Impersonation	1	N/A
Intimidation	27	N/A
Kidnaping/Abduction	1	N/A
Motor Vehicle Theft	10	N/A
Pornography/Obscene Material	2	N/A
Sexual Assault With An Object	1	N/A
Shoplifting	46	N/A
Simple Assault	70	N/A
Stolen Property Offenses	7	N/A
Theft From Building	1	N/A
Theft From Motor Vehicle	14	N/A
Weapon Law Violations	7	N/A
Wire Fraud	1	N/A

Index Offense Count Crime Rate Population
247

Elkins SP

Randolph Co SO

<u>Offense</u>	<u>Offense Count</u>	<u>Crime Rate (per 1,000 persons)</u>
Aggravated Assault	17	0.77
All Other Larceny	22	0.99
Burglary/Breaking & Entering	12	0.54
Counterfeiting/Forgery	2	0.09
Credit Card/Automatic Teller Fraud	2	0.09
Destruction/Damage/Vandalism of Property	14	0.63
Drug/Narcotic Violations	7	0.32
Embezzlement	1	0.05
Forcible Fondling	1	0.05
Forcible Rape	1	0.05
Impersonation	2	0.09
Intimidation	3	0.14
Robbery	1	0.05
Shoplifting	1	0.05
Stolen Property Offenses	2	0.09
Theft From Motor Vehicle	2	0.09

Weapon Law Violations

3

0.14

Randolph Co SO

Index Offense Count

56

Crime Rate

2.53

Population

22,176

Ritchie

DNR - 6 - Ritchie

<u>Offense</u>	<u>Offense Count</u>	<u>Crime Rate (per 1,000 persons)</u>
Drug/Narcotic Violations	1	N/A

DNR - 6 - Ritchie

Index Offense Count

0

Crime Rate

Population

Harrisville PD

<u>Offense</u>	<u>Offense Count</u>	<u>Crime Rate (per 1,000 persons)</u>
All Other Larceny	3	1.65
Burglary/Breaking & Entering	1	0.55
Destruction/Damage/Vandalism of Property	1	0.55
Drug/Narcotic Violations	1	0.55
Simple Assault	4	2.20
Theft From Building	1	0.55
Theft From Motor Vehicle	1	0.55

Harrisville PD

Index Offense Count

6

Crime Rate

3.30

Population

1,819

Harrisville SP

<u>Offense</u>	<u>Offense Count</u>	<u>Crime Rate (per 1,000 persons)</u>
Aggravated Assault	1	N/A
All Other Larceny	22	N/A
Arson	1	N/A
Burglary/Breaking & Entering	15	N/A
Counterfeiting/Forgery	3	N/A
Destruction/Damage/Vandalism of Property	27	N/A
Drug Equipment Violations	1	N/A
Drug/Narcotic Violations	16	N/A
False Pretenses/Swindle/Confidence Game	1	N/A
Forcible Fondling	1	N/A
Forcible Sodomy	1	N/A
Impersonation	1	N/A
Intimidation	7	N/A
Kidnaping/Abduction	1	N/A
Motor Vehicle Theft	7	N/A
Simple Assault	9	N/A
Statutory Rape	1	N/A
Stolen Property Offenses	1	N/A
Theft From Building	2	N/A
Theft of Motor Vehicle Parts/Accessories	3	N/A

Harrisville SP

Index Offense Count

50

Crime Rate

Population

Ritchie Co SO

<u>Offense</u>	<u>Offense Count</u>	<u>Crime Rate (per 1,000 persons)</u>	
Aggravated Assault	2	0.28	
All Other Larceny	30	4.14	
Arson	1	0.14	
Assisting or Promoting Prostitution	1	0.14	
Burglary/Breaking & Entering	12	1.66	
Counterfeiting/Forgery	3	0.41	
Destruction/Damage/Vandalism of Property	9	1.24	
Drug Equipment Violations	2	0.28	
Drug/Narcotic Violations	3	0.41	
Embezzlement	1	0.14	
Forcible Fondling	1	0.14	
Intimidation	3	0.41	
Kidnaping/Abduction	1	0.14	
Motor Vehicle Theft	5	0.69	
Sexual Assault With An Object	2	0.28	
Simple Assault	19	2.62	
Theft From Building	7	0.97	
Theft of Motor Vehicle Parts/Accessories	2	0.28	
Weapon Law Violations	1	0.14	
	<u>Index Offense Count</u>	<u>Crime Rate</u>	<u>Population</u>
Ritchie Co SO	58	8.01	7,243

Roane

Roane Co SO

<u>Offense</u>	<u>Offense Count</u>	<u>Crime Rate (per 1,000 persons)</u>
Aggravated Assault	11	0.89
All Other Larceny	35	2.83
Arson	2	0.16
Counterfeiting/Forgery	3	0.24
Destruction/Damage/Vandalism of Property	14	1.13
Drug/Narcotic Violations	34	2.75
False Pretenses/Swindle/Confidence Game	10	0.81
Forcible Fondling	1	0.08
Forcible Rape	1	0.08
Forcible Sodomy	1	0.08
Impersonation	1	0.08
Incest	2	0.16
Intimidation	8	0.65
Motor Vehicle Theft	4	0.32
Pornography/Obscene Material	1	0.08
Shoplifting	4	0.32
Simple Assault	16	1.29
Weapon Law Violations	4	0.32

Roane Co SO	<u>Index Offense Count</u> 55	<u>Crime Rate</u> 4.45	<u>Population</u> 12,364
-------------	----------------------------------	---------------------------	-----------------------------

Spencer PD

<u>Offense</u>	<u>Offense Count</u>	<u>Crime Rate (per 1,000 persons)</u>
Aggravated Assault	4	1.79
All Other Larceny	15	6.70
Burglary/Breaking & Entering	3	1.34
Counterfeiting/Forgery	2	0.89
Destruction/Damage/Vandalism of Property	5	2.23
Drug Equipment Violations	2	0.89
Drug/Narcotic Violations	7	3.13
Embezzlement	1	0.45
False Pretenses/Swindle/Confidence Game	3	1.34
Motor Vehicle Theft	2	0.89
Murder and Nonnegligent Manslaughter	1	0.45
Shoplifting	53	23.68
Simple Assault	19	8.49
Statutory Rape	1	0.45
Theft From Building	2	0.89
Weapon Law Violations	1	0.45

Spencer PD	<u>Index Offense Count</u> 80	<u>Crime Rate</u> 35.75	<u>Population</u> 2,238
------------	----------------------------------	----------------------------	----------------------------

Spencer SP

<u>Offense</u>	<u>Offense Count</u>	<u>Crime Rate (per 1,000 persons)</u>
Aggravated Assault	9	N/A
All Other Larceny	21	N/A
Arson	2	N/A
Burglary/Breaking & Entering	16	N/A
Counterfeiting/Forgery	3	N/A
Destruction/Damage/Vandalism of Property	18	N/A
Drug Equipment Violations	9	N/A
Drug/Narcotic Violations	72	N/A
Embezzlement	1	N/A
False Pretenses/Swindle/Confidence Game	8	N/A
Forcible Fondling	5	N/A
Forcible Rape	1	N/A
Impersonation	3	N/A
Intimidation	11	N/A
Pornography/Obscene Material	2	N/A
Sexual Assault With An Object	2	N/A
Shoplifting	11	N/A
Simple Assault	40	N/A
Theft of Motor Vehicle Parts/Accessories	5	N/A
Weapon Law Violations	9	N/A

Spencer SP	<u>Index Offense Count</u> 63	<u>Crime Rate</u>	<u>Population</u>
------------	----------------------------------	-------------------	-------------------

Summers

Hinton PD

<u>Offense</u>	<u>Offense Count</u>	<u>Crime Rate (per 1,000 persons)</u>
Aggravated Assault	5	1.92
All Other Larceny	28	10.75
Arson	1	0.38
Assisting or Promoting Prostitution	1	0.38
Burglary/Breaking & Entering	21	8.06
Credit Card/Automatic Teller Fraud	2	0.77
Destruction/Damage/Vandalism of Property	31	11.90
Drug/Narcotic Violations	24	9.22
False Pretenses/Swindle/Confidence Game	9	3.46
Forcible Rape	1	0.38
Intimidation	5	1.92
Kidnaping/Abduction	1	0.38
Motor Vehicle Theft	1	0.38
Robbery	1	0.38
Shoplifting	37	14.21
Simple Assault	46	17.67
Stolen Property Offenses	30	11.52
Theft From Building	7	2.69
Theft From Motor Vehicle	7	2.69
Weapon Law Violations	3	1.15

	<u>Index Offense Count</u>	<u>Crime Rate</u>	<u>Population</u>
Hinton PD	108	41.47	2,604

Hinton SP

<u>Offense</u>	<u>Offense Count</u>	<u>Crime Rate (per 1,000 persons)</u>
Aggravated Assault	4	N/A
All Other Larceny	28	N/A
Arson	1	N/A
Burglary/Breaking & Entering	31	N/A
Counterfeiting/Forgery	7	N/A
Credit Card/Automatic Teller Fraud	4	N/A
Destruction/Damage/Vandalism of Property	16	N/A
Drug/Narcotic Violations	12	N/A
Embezzlement	1	N/A
False Pretenses/Swindle/Confidence Game	4	N/A
Forcible Fondling	1	N/A
Impersonation	7	N/A
Intimidation	7	N/A
Kidnaping/Abduction	1	N/A
Motor Vehicle Theft	5	N/A
Shoplifting	2	N/A
Simple Assault	13	N/A
Stolen Property Offenses	2	N/A

Theft From Motor Vehicle 11 N/A

Hinton SP Index Offense Count 81 Crime Rate Population

Summers Co SO

<u>Offense</u>	<u>Offense Count</u>	<u>Crime Rate (per 1,000 persons)</u>
Aggravated Assault	4	0.36
All Other Larceny	5	0.45
Burglary/Breaking & Entering	7	0.63
Counterfeiting/Forgery	1	0.09
Credit Card/Automatic Teller Fraud	1	0.09
Destruction/Damage/Vandalism of Property	5	0.45
Drug/Narcotic Violations	2	0.18
False Pretenses/Swindle/Confidence Game	1	0.09
Forcible Sodomy	1	0.09
Kidnaping/Abduction	1	0.09
Motor Vehicle Theft	2	0.18
Pocket-picking	1	0.09
Simple Assault	13	1.18
Stolen Property Offenses	8	0.72
Theft From Motor Vehicle	2	0.18
Theft of Motor Vehicle Parts/Accessories	1	0.09
Weapon Law Violations	2	0.18

Summers Co SO Index Offense Count 22 Crime Rate 1.99 Population 11,062

Taylor

Grafton PD

<u>Offense</u>	<u>Offense Count</u>	<u>Crime Rate (per 1,000 persons)</u>
All Other Larceny	2	0.39
Burglary/Breaking & Entering	2	0.39
Destruction/Damage/Vandalism of Property	2	0.39
Drug/Narcotic Violations	3	0.58
False Pretenses/Swindle/Confidence Game	1	0.19
Forcible Fondling	1	0.19
Incest	1	0.19
Intimidation	1	0.19
Murder and Nonnegligent Manslaughter	1	0.19
Shoplifting	5	0.96
Simple Assault	10	1.93
Weapon Law Violations	2	0.39

Grafton PD Index Offense Count 10 Crime Rate 1.93 Population 5,183

Grafton SP

<u>Offense</u>	<u>Offense Count</u>	<u>Crime Rate (per 1,000 persons)</u>
All Other Larceny	5	N/A

Burglary/Breaking & Entering	1	N/A
Destruction/Damage/Vandalism of Property	2	N/A
False Pretenses/Swindle/Confidence Game	1	N/A
Forcible Fondling	1	N/A
Forcible Rape	1	N/A
Forcible Sodomy	1	N/A
Incest	1	N/A
Intimidation	1	N/A
Sexual Assault With An Object	1	N/A
Simple Assault	4	N/A

	<u>Index Offense Count</u>	<u>Crime Rate</u>	<u>Population</u>
Grafton SP	7		

Taylor Co SO

<u>Offense</u>	<u>Offense Count</u>	<u>Crime Rate (per 1,000 persons)</u>
All Other Larceny	7	0.59
Burglary/Breaking & Entering	7	0.59
Destruction/Damage/Vandalism of Property	3	0.25
Intimidation	2	0.17
Simple Assault	3	0.25

	<u>Index Offense Count</u>	<u>Crime Rate</u>	<u>Population</u>
Taylor Co SO	14	1.18	11,830

Tucker

Parsons PD

<u>Offense</u>	<u>Offense Count</u>	<u>Crime Rate (per 1,000 persons)</u>
All Other Larceny	3	2.11
Burglary/Breaking & Entering	1	0.70
Destruction/Damage/Vandalism of Property	1	0.70
Weapon Law Violations	1	0.70

	<u>Index Offense Count</u>	<u>Crime Rate</u>	<u>Population</u>
Parsons PD	4	2.81	1,424

Parsons SP

<u>Offense</u>	<u>Offense Count</u>	<u>Crime Rate (per 1,000 persons)</u>
Aggravated Assault	7	N/A
All Other Larceny	12	N/A
Burglary/Breaking & Entering	13	N/A
Counterfeiting/Forgery	1	N/A
Destruction/Damage/Vandalism of Property	26	N/A
Drug/Narcotic Violations	16	N/A
False Pretenses/Swindle/Confidence Game	8	N/A
Forcible Fondling	2	N/A
Forcible Rape	4	N/A
Impersonation	2	N/A
Intimidation	12	N/A
Motor Vehicle Theft	3	N/A

Pornography/Obscene Material	1	N/A
Shoplifting	4	N/A
Simple Assault	13	N/A
Statutory Rape	1	N/A
Theft From Motor Vehicle	1	N/A
Theft of Motor Vehicle Parts/Accessories	2	N/A
Weapon Law Violations	2	N/A
Welfare Fraud	1	N/A

	<u>Index Offense Count</u>	<u>Crime Rate</u>	<u>Population</u>
Parsons SP	46		

Tyler

Sistersville PD

<u>Offense</u>	<u>Offense Count</u>	<u>Crime Rate (per 1,000 persons)</u>
All Other Larceny	5	3.68
Burglary/Breaking & Entering	2	1.47
Destruction/Damage/Vandalism of Property	3	2.21
Drug/Narcotic Violations	7	5.16
Forcible Fondling	1	0.74
Impersonation	1	0.74
Intimidation	1	0.74
Simple Assault	2	1.47
Theft of Motor Vehicle Parts/Accessories	1	0.74

	<u>Index Offense Count</u>	<u>Crime Rate</u>	<u>Population</u>
Sistersville PD	8	5.90	1,357

Tyler Co SO

<u>Offense</u>	<u>Offense Count</u>	<u>Crime Rate (per 1,000 persons)</u>
Aggravated Assault	8	1.17
All Other Larceny	10	1.47
Burglary/Breaking & Entering	10	1.47
Counterfeiting/Forgery	1	0.15
Destruction/Damage/Vandalism of Property	28	4.11
Drug/Narcotic Violations	25	3.67
False Pretenses/Swindle/Confidence Game	1	0.15
Impersonation	1	0.15
Intimidation	1	0.15
Sexual Assault With An Object	1	0.15
Simple Assault	13	1.91
Theft From Building	2	0.29
Theft of Motor Vehicle Parts/Accessories	1	0.15
Weapon Law Violations	3	0.44

	<u>Index Offense Count</u>	<u>Crime Rate</u>	<u>Population</u>
Tyler Co SO	31	4.55	6,810

UPSHUR

BCI - Buckhannon

<u>Offense</u>	<u>Offense Count</u>	<u>Crime Rate (per 1,000 persons)</u>
Drug/Narcotic Violations	6	N/A

BCI - Buckhannon

<u>Index Offense Count</u>	<u>Crime Rate</u>	<u>Population</u>
0		

Buckhannon PD

<u>Offense</u>	<u>Offense Count</u>	<u>Crime Rate (per 1,000 persons)</u>
Aggravated Assault	3	0.53
All Other Larceny	47	8.32
Burglary/Breaking & Entering	22	3.89
Counterfeiting/Forgery	1	0.18
Credit Card/Automatic Teller Fraud	2	0.35
Destruction/Damage/Vandalism of Property	60	10.62
Drug/Narcotic Violations	30	5.31
Embezzlement	1	0.18
False Pretenses/Swindle/Confidence Game	12	2.12
Forcible Fondling	4	0.71
Impersonation	1	0.18
Intimidation	6	1.06
Purse-snatching	2	0.35
Robbery	1	0.18
Shoplifting	68	12.04
Simple Assault	42	7.43
Stolen Property Offenses	1	0.18
Theft From Building	9	1.59
Theft From Motor Vehicle	19	3.36
Theft of Motor Vehicle Parts/Accessories	4	0.71
Weapon Law Violations	3	0.53

Buckhannon PD

<u>Index Offense Count</u>	<u>Crime Rate</u>	<u>Population</u>
175	30.98	5,649

Buckhannon SP

<u>Offense</u>	<u>Offense Count</u>	<u>Crime Rate (per 1,000 persons)</u>
Aggravated Assault	2	N/A
All Other Larceny	62	N/A
Arson	1	N/A
Burglary/Breaking & Entering	18	N/A
Counterfeiting/Forgery	14	N/A
Destruction/Damage/Vandalism of Property	40	N/A
Drug Equipment Violations	3	N/A
Drug/Narcotic Violations	17	N/A
False Pretenses/Swindle/Confidence Game	9	N/A
Forcible Fondling	4	N/A
Impersonation	2	N/A
Intimidation	2	N/A
Kidnaping/Abduction	1	N/A

Motor Vehicle Theft	8	N/A
Sexual Assault With An Object	1	N/A
Shoplifting	3	N/A
Simple Assault	50	N/A
Statutory Rape	2	N/A
Theft From Motor Vehicle	2	N/A
Theft of Motor Vehicle Parts/Accessories	12	N/A
Weapon Law Violations	5	N/A

	<u>Index Offense Count</u>	<u>Crime Rate</u>	<u>Population</u>
Buckhannon SP	107		

Upshur Co SO

<u>Offense</u>	<u>Offense Count</u>	<u>Crime Rate (per 1,000 persons)</u>
Aggravated Assault	1	0.05
All Other Larceny	15	0.79
Arson	1	0.05
Burglary/Breaking & Entering	11	0.58
Counterfeiting/Forgery	2	0.11
Destruction/Damage/Vandalism of Property	32	1.69
Drug/Narcotic Violations	7	0.37
False Pretenses/Swindle/Confidence Game	3	0.16
Forcible Rape	1	0.05
Intimidation	2	0.11
Kidnaping/Abduction	1	0.05
Motor Vehicle Theft	3	0.16
Simple Assault	38	2.01
Statutory Rape	1	0.05
Theft From Building	7	0.37
Theft From Motor Vehicle	1	0.05
Theft of Motor Vehicle Parts/Accessories	2	0.11
Weapon Law Violations	4	0.21

	<u>Index Offense Count</u>	<u>Crime Rate</u>	<u>Population</u>
Upshur Co SO	41	2.17	18,882

Wayne

Kenova PD

<u>Offense</u>	<u>Offense Count</u>	<u>Crime Rate (per 1,000 persons)</u>
Aggravated Assault	3	0.96
All Other Larceny	92	29.50
Burglary/Breaking & Entering	9	2.89
Counterfeiting/Forgery	2	0.64
Destruction/Damage/Vandalism of Property	33	10.58
Drug/Narcotic Violations	28	8.98
False Pretenses/Swindle/Confidence Game	6	1.92
Intimidation	12	3.85
Motor Vehicle Theft	4	1.28
Robbery	1	0.32

Sexual Assault With An Object	2	0.64
Shoplifting	1	0.32
Simple Assault	6	1.92
Theft From Motor Vehicle	18	5.77
Theft of Motor Vehicle Parts/Accessories	1	0.32
Weapon Law Violations	2	0.64

	<u>Index Offense Count</u>	<u>Crime Rate</u>	<u>Population</u>
Kenova PD	129	41.36	3,119

Wayne Co SO

<u>Offense</u>	<u>Offense Count</u>	<u>Crime Rate (per 1,000 persons)</u>
Aggravated Assault	11	0.36
All Other Larceny	128	4.13
Arson	2	0.06
Burglary/Breaking & Entering	59	1.91
Counterfeiting/Forgery	2	0.06
Credit Card/Automatic Teller Fraud	3	0.10
Destruction/Damage/Vandalism of Property	10	0.32
Drug Equipment Violations	1	0.03
Drug/Narcotic Violations	13	0.42
Embezzlement	1	0.03
False Pretenses/Swindle/Confidence Game	4	0.13
Forcible Fondling	3	0.10
Forcible Rape	1	0.03
Impersonation	4	0.13
Intimidation	2	0.06
Motor Vehicle Theft	8	0.26
Murder and Nonnegligent Manslaughter	2	0.06
Robbery	1	0.03
Simple Assault	22	0.71
Theft From Building	4	0.13
Theft From Motor Vehicle	7	0.23

	<u>Index Offense Count</u>	<u>Crime Rate</u>	<u>Population</u>
Wayne Co SO	221	7.14	30,959

Wayne SP

<u>Offense</u>	<u>Offense Count</u>	<u>Crime Rate (per 1,000 persons)</u>
Aggravated Assault	22	N/A
All Other Larceny	152	N/A
Arson	2	N/A
Burglary/Breaking & Entering	114	N/A
Counterfeiting/Forgery	16	N/A
Credit Card/Automatic Teller Fraud	10	N/A
Destruction/Damage/Vandalism of Property	137	N/A
Drug/Narcotic Violations	83	N/A
Embezzlement	4	N/A
False Pretenses/Swindle/Confidence Game	20	N/A
Forcible Fondling	7	N/A

Forcible Rape	2	N/A
Forcible Sodomy	1	N/A
Impersonation	7	N/A
Intimidation	17	N/A
Kidnaping/Abduction	1	N/A
Motor Vehicle Theft	47	N/A
Murder and Nonnegligent Manslaughter	2	N/A
Pornography/Obscene Material	2	N/A
Purse-snatching	1	N/A
Robbery	3	N/A
Sexual Assault With An Object	1	N/A
Shoplifting	91	N/A
Simple Assault	96	N/A
Stolen Property Offenses	11	N/A
Theft From Building	12	N/A
Theft From Coin Operated Machine or Device	2	N/A
Theft From Motor Vehicle	47	N/A
Theft of Motor Vehicle Parts/Accessories	45	N/A
Weapon Law Violations	6	N/A

	<u>Index</u>	<u>Offense Count</u>	<u>Crime Rate</u>	<u>Population</u>
Wayne SP		540		

Webster

Upperglade SP

Offense	Offense Count	Crime Rate (per 1,000 persons)
Aggravated Assault	39	N/A
All Other Larceny	24	N/A
Burglary/Breaking & Entering	16	N/A
Destruction/Damage/Vandalism of Property	18	N/A
Drug/Narcotic Violations	73	N/A
False Pretenses/Swindle/Confidence Game	9	N/A
Forcible Fondling	2	N/A
Forcible Sodomy	1	N/A
Impersonation	2	N/A
Incest	1	N/A
Intimidation	15	N/A
Motor Vehicle Theft	6	N/A
Murder and Nonnegligent Manslaughter	1	N/A
Pornography/Obscene Material	1	N/A
Shoplifting	3	N/A
Simple Assault	14	N/A
Stolen Property Offenses	1	N/A
Theft From Building	14	N/A
Theft From Motor Vehicle	4	N/A
Theft of Motor Vehicle Parts/Accessories	8	N/A
Weapon Law Violations	8	N/A

Welfare Fraud 1 N/A

Upperglade SP Index Offense Count 115 Crime Rate Population

Wetzel

Hundred SP

<u>Offense</u>	<u>Offense Count</u>	<u>Crime Rate (per 1,000 persons)</u>
Aggravated Assault	1	N/A
All Other Larceny	4	N/A
Burglary/Breaking & Entering	6	N/A
Counterfeiting/Forgery	1	N/A
Destruction/Damage/Vandalism of Property	14	N/A
Drug/Narcotic Violations	9	N/A
False Pretenses/Swindle/Confidence Game	7	N/A
Intimidation	2	N/A
Murder and Nonnegligent Manslaughter	3	N/A
Robbery	1	N/A
Shoplifting	1	N/A
Simple Assault	20	N/A
Stolen Property Offenses	1	N/A
Theft From Building	3	N/A
Theft of Motor Vehicle Parts/Accessories	1	N/A

Hundred SP Index Offense Count 20 Crime Rate Population

Paden City SP

<u>Offense</u>	<u>Offense Count</u>	<u>Crime Rate (per 1,000 persons)</u>
Aggravated Assault	4	N/A
All Other Larceny	12	N/A
Burglary/Breaking & Entering	7	N/A
Destruction/Damage/Vandalism of Property	7	N/A
Drug/Narcotic Violations	18	N/A
Embezzlement	1	N/A
False Pretenses/Swindle/Confidence Game	10	N/A
Forcible Fondling	1	N/A
Impersonation	3	N/A
Intimidation	3	N/A
Motor Vehicle Theft	3	N/A
Pornography/Obscene Material	1	N/A
Sexual Assault With An Object	2	N/A
Simple Assault	15	N/A
Theft From Building	1	N/A
Weapon Law Violations	1	N/A

Paden City SP Index Offense Count 27 Crime Rate Population

Wetzel Co SO

<u>Offense</u>	<u>Offense Count</u>	<u>Crime Rate (per 1,000 persons)</u>
Aggravated Assault	2	0.22
All Other Larceny	5	0.56
Burglary/Breaking & Entering	3	0.33
Destruction/Damage/Vandalism of Property	4	0.45
Drug/Narcotic Violations	4	0.45
Pornography/Obscene Material	1	0.11
Theft From Building	4	0.45
Theft From Motor Vehicle	1	0.11

	<u>Index Offense Count</u>	<u>Crime Rate</u>	<u>Population</u>
Wetzel Co SO	15	1.67	8,958

Wirt

Elizabeth SP

<u>Offense</u>	<u>Offense Count</u>	<u>Crime Rate (per 1,000 persons)</u>
Aggravated Assault	11	N/A
All Other Larceny	38	N/A
Arson	1	N/A
Burglary/Breaking & Entering	36	N/A
Counterfeiting/Forgery	4	N/A
Credit Card/Automatic Teller Fraud	1	N/A
Destruction/Damage/Vandalism of Property	24	N/A
Drug Equipment Violations	3	N/A
Drug/Narcotic Violations	25	N/A
Extortion/Blackmail	1	N/A
False Pretenses/Swindle/Confidence Game	2	N/A
Forcible Fondling	4	N/A
Forcible Rape	1	N/A
Intimidation	27	N/A
Kidnaping/Abduction	1	N/A
Motor Vehicle Theft	5	N/A
Pornography/Obscene Material	2	N/A
Robbery	1	N/A
Sexual Assault With An Object	3	N/A
Shoplifting	2	N/A
Simple Assault	30	N/A
Statutory Rape	1	N/A
Stolen Property Offenses	3	N/A
Theft From Building	6	N/A
Theft From Motor Vehicle	7	N/A
Theft of Motor Vehicle Parts/Accessories	2	N/A
Weapon Law Violations	3	N/A

	<u>Index Offense Count</u>	<u>Crime Rate</u>	<u>Population</u>
Elizabeth SP	109		

Wirt Co SO

<u>Offense</u>	<u>Offense Count</u>	<u>Crime Rate (per 1,000 persons)</u>
----------------	----------------------	---------------------------------------

Aggravated Assault	1	0.17
All Other Larceny	23	3.91
Burglary/Breaking & Entering	12	2.04
Destruction/Damage/Vandalism of Property	4	0.68
False Pretenses/Swindle/Confidence Game	2	0.34
Forcible Rape	1	0.17
Impersonation	2	0.34
Motor Vehicle Theft	1	0.17
Theft From Building	2	0.34
Theft From Motor Vehicle	6	1.02

	<u>Index Offense Count</u>	<u>Crime Rate</u>	<u>Population</u>
Wirt Co SO	46	7.83	5,877

Wood

DNR - 6 - Wood

<u>Offense</u>	<u>Offense Count</u>	<u>Crime Rate (per 1,000 persons)</u>
All Other Larceny	1	N/A
Drug/Narcotic Violations	1	N/A
Weapon Law Violations	1	N/A

	<u>Index Offense Count</u>	<u>Crime Rate</u>	<u>Population</u>
DNR - 6 - Wood	1		

Parkersburg PD

<u>Offense</u>	<u>Offense Count</u>	<u>Crime Rate (per 1,000 persons)</u>
Aggravated Assault	66	2.11
All Other Larceny	508	16.28
Arson	16	0.51
Assisting or Promoting Prostitution	2	0.06
Burglary/Breaking & Entering	286	9.16
Counterfeiting/Forgery	28	0.90
Credit Card/Automatic Teller Fraud	52	1.67
Destruction/Damage/Vandalism of Property	311	9.97
Drug Equipment Violations	4	0.13
Drug/Narcotic Violations	154	4.93
Embezzlement	9	0.29
Extortion/Blackmail	1	0.03
False Pretenses/Swindle/Confidence Game	64	2.05
Forcible Fondling	13	0.42
Forcible Rape	15	0.48
Impersonation	4	0.13
Incest	3	0.10
Intimidation	35	1.12
Kidnaping/Abduction	6	0.19
Motor Vehicle Theft	59	1.89
Murder and Nonnegligent Manslaughter	1	0.03
Pornography/Obscene Material	9	0.29
Purse-snatching	1	0.03

Robbery	8	0.26
Shoplifting	122	3.91
Simple Assault	346	11.09
Stolen Property Offenses	2	0.06
Theft From Building	43	1.38
Theft From Coin Operated Machine or Device	2	0.06
Theft From Motor Vehicle	201	6.44
Theft of Motor Vehicle Parts/Accessories	6	0.19
Weapon Law Violations	10	0.32

	<u>Index Offense Count</u>	<u>Crime Rate</u>	<u>Population</u>
Parkersburg PD	1,318	42.23	31,207

Parkersburg SP

<u>Offense</u>	<u>Offense Count</u>	<u>Crime Rate (per 1,000 persons)</u>
Aggravated Assault	16	N/A
All Other Larceny	80	N/A
Burglary/Breaking & Entering	45	N/A
Counterfeiting/Forgery	14	N/A
Credit Card/Automatic Teller Fraud	5	N/A
Destruction/Damage/Vandalism of Property	45	N/A
Drug Equipment Violations	16	N/A
Drug/Narcotic Violations	141	N/A
False Pretenses/Swindle/Confidence Game	21	N/A
Forcible Fondling	1	N/A
Forcible Rape	4	N/A
Impersonation	4	N/A
Incest	1	N/A
Intimidation	10	N/A
Justifiable Homicide	1	N/A
Kidnaping/Abduction	1	N/A
Motor Vehicle Theft	7	N/A
Prostitution	1	N/A
Shoplifting	6	N/A
Simple Assault	36	N/A
Stolen Property Offenses	5	N/A
Theft From Coin Operated Machine or Device	1	N/A
Theft From Motor Vehicle	2	N/A
Theft of Motor Vehicle Parts/Accessories	1	N/A
Weapon Law Violations	4	N/A

	<u>Index Offense Count</u>	<u>Crime Rate</u>	<u>Population</u>
Parkersburg SP	162		

tf Parkersburg Vio Crime Narc

<u>Offense</u>	<u>Offense Count</u>	<u>Crime Rate (per 1,000 persons)</u>
Drug/Narcotic Violations	4	N/A

	<u>Index Offense Count</u>	<u>Crime Rate</u>	<u>Population</u>
tf Parkersburg Vio Crime Narc	0		

Vienna PD

<u>Offense</u>	<u>Offense Count</u>	<u>Crime Rate (per 1,000 persons)</u>
Aggravated Assault	5	0.47
All Other Larceny	125	11.72
Arson	1	0.09
Burglary/Breaking & Entering	26	2.44
Counterfeiting/Forgery	3	0.28
Credit Card/Automatic Teller Fraud	12	1.13
Destruction/Damage/Vandalism of Property	12	1.13
Drug/Narcotic Violations	19	1.78
Embezzlement	10	0.94
False Pretenses/Swindle/Confidence Game	7	0.66
Forcible Fondling	1	0.09
Impersonation	2	0.19
Intimidation	4	0.38
Kidnaping/Abduction	1	0.09
Motor Vehicle Theft	1	0.09
Shoplifting	70	6.56
Simple Assault	26	2.44
Stolen Property Offenses	1	0.09
Theft From Motor Vehicle	12	1.13
Weapon Law Violations	2	0.19

Vienna PD	<u>Index Offense Count</u>	<u>Crime Rate</u>	<u>Population</u>
	239	22.41	10,664

Williamstown PD

<u>Offense</u>	<u>Offense Count</u>	<u>Crime Rate (per 1,000 persons)</u>
Aggravated Assault	2	0.69
All Other Larceny	7	2.40
Burglary/Breaking & Entering	2	0.69
Destruction/Damage/Vandalism of Property	1	0.34
Drug/Narcotic Violations	1	0.34
Embezzlement	1	0.34
False Pretenses/Swindle/Confidence Game	1	0.34
Forcible Fondling	1	0.34
Forcible Rape	1	0.34
Intimidation	1	0.34
Motor Vehicle Theft	1	0.34
Pornography/Obscene Material	1	0.34
Shoplifting	2	0.69
Theft From Building	1	0.34

Williamstown PD	<u>Index Offense Count</u>	<u>Crime Rate</u>	<u>Population</u>
	16	5.49	2,912

Wood Co SO

<u>Offense</u>	<u>Offense Count</u>	<u>Crime Rate (per 1,000 persons)</u>
Aggravated Assault	45	1.08

All Other Larceny	68	1.63
Arson	4	0.10
Burglary/Breaking & Entering	49	1.17
Counterfeiting/Forgery	7	0.17
Credit Card/Automatic Teller Fraud	7	0.17
Destruction/Damage/Vandalism of Property	50	1.20
Drug/Narcotic Violations	35	0.84
Embezzlement	1	0.02
False Pretenses/Swindle/Confidence Game	8	0.19
Forcible Fondling	2	0.05
Forcible Rape	4	0.10
Impersonation	2	0.05
Intimidation	8	0.19
Motor Vehicle Theft	12	0.29
Pornography/Obscene Material	1	0.02
Robbery	1	0.02
Sexual Assault With An Object	2	0.05
Shoplifting	10	0.24
Simple Assault	48	1.15
Stolen Property Offenses	7	0.17
Theft From Building	3	0.07
Theft From Motor Vehicle	30	0.72
Weapon Law Violations	9	0.22

	<u>Index Offense Count</u>	<u>Crime Rate</u>	<u>Population</u>
Wood Co SO	222	5.32	41,736

Wyoming

DNR - 4 - Wyoming

<u>Offense</u>	<u>Offense Count</u>	<u>Crime Rate (per 1,000 persons)</u>
Drug/Narcotic Violations	2	N/A

	<u>Index Offense Count</u>	<u>Crime Rate</u>	<u>Population</u>
DNR - 4 - Wyoming	0		

Jesse SP

<u>Offense</u>	<u>Offense Count</u>	<u>Crime Rate (per 1,000 persons)</u>
Aggravated Assault	19	N/A
All Other Larceny	40	N/A
Burglary/Breaking & Entering	15	N/A
Counterfeiting/Forgery	4	N/A
Destruction/Damage/Vandalism of Property	19	N/A
Drug/Narcotic Violations	43	N/A
Forcible Fondling	2	N/A
Impersonation	3	N/A
Intimidation	7	N/A
Motor Vehicle Theft	2	N/A
Sexual Assault With An Object	1	N/A
Simple Assault	12	N/A

Statutory Rape	1	N/A
Stolen Property Offenses	4	N/A
Theft From Building	1	N/A
Theft From Motor Vehicle	3	N/A
Weapon Law Violations	5	N/A

	<u>Index Offense Count</u>	<u>Crime Rate</u>	<u>Population</u>
Jesse SP	80		

Oceana PD

<u>Offense</u>	<u>Offense Count</u>	<u>Crime Rate (per 1,000 persons)</u>
Aggravated Assault	36	26.57
All Other Larceny	53	39.11
Burglary/Breaking & Entering	23	16.97
Credit Card/Automatic Teller Fraud	1	0.74
Destruction/Damage/Vandalism of Property	39	28.78
Drug/Narcotic Violations	28	20.66
False Pretenses/Swindle/Confidence Game	4	2.95
Impersonation	2	1.48
Motor Vehicle Theft	4	2.95
Robbery	1	0.74
Shoplifting	55	40.59
Simple Assault	2	1.48
Stolen Property Offenses	1	0.74

	<u>Index Offense Count</u>	<u>Crime Rate</u>	<u>Population</u>
Oceana PD	172	126.94	1,355

Wyoming Co SO

<u>Offense</u>	<u>Offense Count</u>	<u>Crime Rate (per 1,000 persons)</u>
Aggravated Assault	95	4.85
All Other Larceny	44	2.25
Arson	2	0.10
Burglary/Breaking & Entering	66	3.37
Counterfeiting/Forgery	1	0.05
Destruction/Damage/Vandalism of Property	34	1.74
Drug/Narcotic Violations	4	0.20
False Pretenses/Swindle/Confidence Game	5	0.26
Forcible Fondling	4	0.20
Forcible Rape	1	0.05
Impersonation	1	0.05
Motor Vehicle Theft	1	0.05
Robbery	8	0.41
Sexual Assault With An Object	2	0.10
Simple Assault	2	0.10
Theft From Building	52	2.66
Theft From Motor Vehicle	7	0.36
Weapon Law Violations	1	0.05

	<u>Index Offense Count</u>	<u>Crime Rate</u>	<u>Population</u>
Wyoming Co SO	274	14.00	19,575

SECTION I

Number of Criminal Incidents, Offenses, Persons Victimized and Offenders Known to Law Enforcement

2014

COUNTY	AGENCY	Population	Incidents	Offenses	Victims	Offenders
Barbour	Belington PD	1,920	3	3	3	1
	Philippi PD	2,944	6	7	6	3
	Philippi SP	0	148	186	163	121
		4,864	157	196	172	125

Berkeley

	Berkeley Co SO	90,223	1,901	2,460	1,718	1,617
	Martinsburg PD	17,589	386	587	241	466
	tf Eastern Panhandle Drug & Vio	0	187	249	0	249
	Martinsburg SP	0	1,476	1,949	1,183	1,438
		107,812	3,950	5,245	3,142	3,770

Boone

	Boone Co SO	20,034	159	161	158	87
	Madison PD	3,046	9	9	4	9
	Madison SP	0	444	526	320	365
	Whitesville SP	0	248	410	272	410
		23,080	860	1,106	754	871

Braxton

	Braxton Co SO	12,053	74	78	62	78
	Sutton SP	0	273	394	236	393
		12,053	347	472	298	471

Number of Criminal Incidents, Offenses, Persons Victimized and Offenders Known to Law Enforcement

2014

COUNTY	AGENCY	Population	Incidents	Offenses	Victims	Offenders
<u>Brooke</u>						
	Brooke Co SO	12,563	173	231	188	231
	Follansbee PD	2,949	9	12	11	12
	Wellsburg PD	2,760	61	76	56	76
	Wellsburg SP	0	70	75	44	75
		18,272	313	394	299	394
<u>Cabell</u>						
	Cabell CO SO	45,098	1,173	1,692	1,196	1,143
	Barboursville PD	4,099	503	748	224	627
	Milton PD	2,525	204	246	146	246
	Marshall Univ Police	0	65	116	48	116
	tf Huntington Drug & Vio Crime	0	29	46	0	46
	Huntington SP	0	1,118	1,444	526	1,150
		51,722	2,917	4,292	2,140	3,328
<u>Calhoun</u>						
	DNR - 6 - Calhoun	0	1	1	0	1
	Grantsville SP	0	174	195	127	152
			175	196	127	153
<u>Clay</u>						
	Clay SP	0	229	254	165	180
			229	254	165	180
<u>Doddridge</u>						
	Doddridge Co SO	7,342	33	34	27	21
	West Union SP	0	107	112	85	72
		7,342	140	146	112	93

Number of Criminal Incidents, Offenses, Persons Victimized and Offenders Known to Law Enforcement

2014

COUNTY	AGENCY	Population	Incidents	Offenses	Victims	Offenders
<u>Fayette</u>						
	Fayette Co SO	30,003	657	956	812	685
	Fayetteville PD	2,888	146	178	48	146
	Mount Hope PD	1,398	56	81	31	81
	Oak Hill PD	7,709	464	597	391	597
	WVU Tech-Security	0	13	17	6	17
	DNR - 4 - Fayette	0	1	1	0	1
	Gauley Bridge SP	0	134	170	119	121
	Oak Hill SP	0	276	340	239	232
	Turnpike - Fayette	0	11	11	2	11
		41,998	1,758	2,351	1,648	1,891
<u>Kanawha</u>						
	ICAC Unit	0	148	193	90	193
			148	193	90	193
<u>Gilmer</u>						
	Glennville PD	1,553	30	39	20	39
	DNR - 6 - Gilmer	0	1	1	1	1
	Glennville SP	0	118	174	91	174
		1,553	149	214	112	214
<u>Grant</u>						
	Grant Co SO	9,069	61	67	28	67
	DNR - 2 - Grant	0	4	4	0	4
	tf Potomac Highland Drug & Vio	0	99	135	0	135
	Petersburg SP	0	125	173	141	136
		9,069	289	379	169	342

Number of Criminal Incidents, Offenses, Persons Victimized and Offenders Known to Law Enforcement

2014

COUNTY	AGENCY	Population	Incidents	Offenses	Victims	Offenders
<u>Greenbrier</u>						
	Greenbrier Co SO	25,187	227	229	186	225
	Lewisburg PD	3,981	170	202	82	202
	Ronceverte PD	1,778	84	103	79	97
	White Sulphur Springs PD	2,467	28	41	35	41
	tf Greenbrier Co Drug	0	79	79	0	79
	Lewisburg SP	0	226	239	173	139
	Rainelle SP	0	163	217	122	172
		33,413	977	1,110	677	955
<u>Hampshire</u>						
	Hampshire Co SO	21,447	155	228	193	131
	Romney PD	1,806	3	9	9	8
	DNR - 2 - Hampshire	0	6	6	0	6
	Romney SP	0	280	372	261	372
		23,253	444	615	463	517
<u>Hancock</u>						
	Hancock Co SO	11,075	170	209	151	209
	Chester PD	2,543	37	43	40	43
	Weirton PD	15,468	557	654	371	654
	tf Hancock-Brooke Drug	0	11	19	0	19
	New Cumberland SP	0	68	83	47	79
		29,086	839	1,008	609	1,004

Number of Criminal Incidents, Offenses, Persons Victimized and Offenders Known to Law Enforcement

2014

COUNTY	AGENCY	Population	Incidents	Offenses	Victims	Offenders
<u>Hardy</u>						
	Hardy Co SO	11,031	25	33	22	27
	Moorefield PD	2,492	101	129	60	92
	DNR - 2 - Hardy	0	1	1	0	1
	Moorefield SP	0	159	235	168	192
		13,523	286	398	250	312
<u>Harrison</u>						
	Harrison Co SO	34,839	635	909	578	713
	Bridgeport PD	8,425	556	748	337	569
	Shinnston PD	2,192	96	108	65	104
	Bridgeport SP	0	348	434	278	434
		45,456	1,635	2,199	1,258	1,820
<u>Jackson</u>						
	Jackson Co SO	22,098	150	207	159	131
	Ripley PD	3,249	25	28	17	26
	DNR - 6 - Jackson	0	1	1	0	1
	Ripley SP	0	249	346	209	346
		25,347	425	582	385	504

Number of Criminal Incidents, Offenses, Persons Victimized and Offenders Known to Law Enforcement

2014

COUNTY	AGENCY	Population	Incidents	Offenses	Victims	Offenders
Jefferson						
	Jefferson Co SO	41,146	663	764	527	582
	Charles Town PD	5,421	189	238	151	148
	Shepherdstown PD	2,149	1	1	0	1
	Ranson PD	4,684	5	5	1	5
	DNR - 2 - Jefferson	0	2	2	0	2
	Shepherd University	0	27	27	15	26
	Kearneysville SP	0	680	915	475	723
		53,400	1,567	1,952	1,169	1,487

Number of Criminal Incidents, Offenses, Persons Victimized and Offenders Known to Law Enforcement

2014

COUNTY	AGENCY	Population	Incidents	Offenses	Victims	Offenders
<u>Kanawha</u>						
	Kanawha Co SO	92,838	3,329	5,356	3,986	3,817
	Charleston PD	50,919	6,469	10,994	6,961	8,776
	Dunbar PD	7,834	507	725	449	520
	Nitro PD	5,972	449	672	285	490
	St Albans PD	10,952	826	1,397	559	1,199
	South Charleston PD	13,308	1,564	3,254	1,628	2,792
	Marmet PD	1,489	41	56	50	56
	Glasgow PD	894	51	54	45	54
	Cedar Grove PD	982	44	69	55	69
	WV State University	0	55	69	41	37
	Kanawha Co Parks	0	3	3	1	3
	tf Metro Drug Enforcement	0	256	398	0	394
	Quincy SP	0	444	639	267	525
	So Charleston SP	0	900	1,109	764	663
	Turnpike - Kanawha	0	23	26	12	26
		185,188	14,874	24,821	15,103	19,421

<u>Lewis</u>						
	Lewis Co SO	12,276	207	224	6	221
	Weston PD	4,076	31	33	22	33
	Weston SP	0	251	364	175	314
		16,352	489	621	203	568

Number of Criminal Incidents, Offenses, Persons Victimized and Offenders Known to Law Enforcement

2014

COUNTY	AGENCY	Population	Incidents	Offenses	Victims	Offenders
Lincoln	Hamlin PD	1,136	22	29	14	26
	Hamlin SP	0	603	789	607	543
		1,136	625	818	621	569

Logan	Logan Co SO	31,491	257	321	235	312
	Chapmanville PD	1,264	104	109	47	107
	tf U S 119 Task Force	0	74	83	0	83
	Logan SP	0	1,106	1,625	950	1,625
		32,755	1,541	2,138	1,232	2,127

McDowell	McDowell Co SO	14,943	276	342	226	342
	Welch PD	2,303	16	16	9	16
	Welch SP	0	407	516	355	418
		17,246	699	874	590	776

Marion	Marion Co SO	30,508	268	365	211	301
	Fairmont PD	18,740	597	826	607	826
	DNR - 1 - Marion	0	1	1	0	1
	Fairmont Campus Police	0	45	70	41	70
	TF--3 RIVERS	0	23	31	1	31
	White Hall PD	660	25	29	2	27
	Fairmont SP	0	203	265	200	265
	BCI - Fairmont	0	7	7	0	7
		49,908	1,169	1,594	1,062	1,528

Number of Criminal Incidents, Offenses, Persons Victimized and Offenders Known to Law Enforcement

2014

COUNTY	AGENCY	Population	Incidents	Offenses	Victims	Offenders
<u>Marshall</u>						
	Marshall Co SO	17,423	372	533	418	340
	Benwood PD	1,389	13	14	7	14
	Glen Dale PD	1,494	35	40	25	40
	Mc Mechen PD	1,883	4	10	8	9
	Moundsville PD	9,130	681	791	516	791
	Moundsville SP	0	176	189	61	188
		31,319	1,278	1,577	1,035	1,382
<u>Mason</u>						
	Mason Co SO	19,441	233	234	209	109
	Point Pleasant PD	4,300	237	291	178	291
	Mason PD	956	28	28	10	24
	Point Pleasant SP	0	230	272	195	266
		24,697	728	825	592	690
<u>Mercer</u>						
	Mercer Co SO	43,918	1	1	1	1
	Bluefield PD	10,517	549	778	627	581
	Princeton PD	6,474	518	839	539	573
	Princeton SP	0	906	1,154	777	1,049
	Turnpike - Mercer	0	10	17	1	17
	BCI - Bluefield	0	187	193	0	193
		60,909	2,171	2,982	1,945	2,414

Number of Criminal Incidents, Offenses, Persons Victimized and Offenders Known to Law Enforcement

2014

COUNTY	AGENCY	Population	Incidents	Offenses	Victims	Offenders
<u>Mineral</u>						
	Mineral Co SO	21,005	235	353	252	352
	Keyser PD	5,307	255	341	211	341
	Potomac State College Police	0	25	29	13	11
	DNR - 2 - Mineral	0	1	1	0	1
	Keyser SP	0	505	850	574	848
		26,312	1,021	1,574	1,050	1,553
<u>Mingo</u>						
	Mingo Co SO	20,930	97	125	103	119
	Williamson PD	3,069	156	239	149	204
	Williamson SP	0	500	801	542	756
		23,999	753	1,165	794	1,079
<u>Monongalia</u>						
	Monongalia Co SO	62,112	457	576	376	342
	Morgantown PD	31,406	1,517	2,320	1,461	1,623
	WV University - Police	0	282	325	164	151
	Granville PD	802	209	282	92	207
	Morgantown SP	0	759	1,010	714	681
		94,320	3,217	4,513	2,807	3,004
<u>Monroe</u>						
	Monroe Co SO	13,240	95	96	87	96
	Alderson PD	983	3	3	2	3
	Union SP	0	124	179	140	145
		14,223	222	278	229	244

Number of Criminal Incidents, Offenses, Persons Victimized and Offenders Known to Law Enforcement

2014

COUNTY	AGENCY	Population	Incidents	Offenses	Victims	Offenders
<u>Morgan</u>						
	Morgan Co SO	16,330	192	207	131	207
	Berkeley Springs (BATH) PD	614	4	4	0	4
	Berkeley Springs SP	0	249	359	263	359
		16,944	445	570	394	570

Nicholas

	Nicholas Co SO	20,598	477	782	601	646
	Summersville PD	3,569	230	321	56	296
	Richwood SP	0	70	89	65	89
	Summersville SP	0	287	356	63	312
		24,167	1,064	1,548	785	1,343

Ohio

	Ohio Co SO	10,701	366	481	220	308
	Wheeling PD	28,356	1,646	2,101	1,504	1,337
	Bethlehem PD	2,471	20	27	22	11
	tf Ohio Valley Drug & Vio Crime	0	120	139	1	134
	Wheeling SP	0	236	332	74	311
		41,528	2,388	3,080	1,821	2,101

Pendleton

	Franklin SP	0	93	167	134	134
			93	167	134	134

Pleasants

	Pleasants Co SO	5,747	36	42	38	42
	St Marys SP	0	83	110	67	110
		5,747	119	152	105	152

Number of Criminal Incidents, Offenses, Persons Victimized and Offenders Known to Law Enforcement

2014

COUNTY	AGENCY	Population	Incidents	Offenses	Victims	Offenders
<u>Pocahontas</u>						
	Pocahontas Co SO	7,633	11	15	11	13
	Marlinton SP	0	186	278	181	274
		7,633	197	293	192	287
<u>Preston</u>						
	Preston Co SO	27,406	160	223	134	144
	Kingwood PD	2,960	2	2	1	1
	Reedsville PD	600	5	6	0	6
	Kingwood SP	0	386	517	339	514
		30,966	553	748	474	665
<u>Putnam</u>						
	Putnam Co SO	44,225	1,052	1,454	1,103	1,070
	Hurricane PD	6,382	144	187	89	187
	Winfield PD	2,339	68	76	54	75
	Eleanor PD	1,559	2	2	1	2
	Winfield SP	0	339	484	297	334
		54,505	1,605	2,203	1,544	1,668
<u>Raleigh</u>						
	Raleigh Co SO	58,494	1,772	2,807	2,131	1,709
	Beckley PD	17,593	2,493	3,826	2,475	2,822
	Mabscott PD	1,398	5	6	4	5
	Beckley SP	0	863	1,290	797	881
	Turnpike - Raleigh	0	97	113	9	113
	BCI - Beckley	0	429	488	0	487
		77,485	5,659	8,530	5,416	6,017

Number of Criminal Incidents, Offenses, Persons Victimized and Offenders Known to Law Enforcement

2014

COUNTY	AGENCY	Population	Incidents	Offenses	Victims	Offenders
Randolph						
	Randolph Co SO	22,176	76	113	86	79
	Elkins PD	7,183	106	143	114	86
	Elkins SP	0	535	715	467	564
		29,359	717	971	667	729

Ritchie						
	Ritchie Co SO	7,243	93	114	93	63
	Harrisville PD	1,819	10	13	10	8
	DNR - 6 - Ritchie	0	1	1	0	1
	Harrisville SP	0	105	182	110	182
		9,062	209	310	213	254

Roane						
	Roane Co SO	12,364	152	160	98	122
	Spencer PD	2,238	116	137	49	130
	Spencer SP	0	223	284	153	257
		14,602	491	581	300	509

Summers						
	Summers Co SO	11,062	49	64	59	64
	Hinton PD	2,604	213	299	180	299
	Hinton SP	0	136	191	153	191
		13,666	383	554	392	554

Brooke						
	Village of Beech Bottom PD	514	4	4	1	4
		514	4	4	1	4

Number of Criminal Incidents, Offenses, Persons Victimized and Offenders Known to Law Enforcement

2014

COUNTY	AGENCY	Population	Incidents	Offenses	Victims	Offenders
<u>Taylor</u>						
	Taylor Co SO	11,830	22	23	23	23
	Grafton PD	5,183	27	40	17	40
	Grafton SP	0	19	19	19	12
		17,013	68	82	59	75

<u>Tucker</u>						
	Parsons PD	1,424	6	6	1	4
	Parsons SP	0	118	169	103	128
		1,424	124	175	104	132

<u>Tyler</u>						
	Tyler Co SO	6,810	105	106	71	106
	Sistersville PD	1,357	23	23	14	23
		8,167	128	129	85	129

<u>Upshur</u>						
	Upshur Co SO	18,882	124	136	101	136
	Buckhannon PD	5,649	312	392	219	392
	Buckhannon SP	0	237	316	237	211
	BCI - Buckhannon	0	6	8	0	8
		24,531	679	852	557	747

<u>Wayne</u>						
	Wayne Co SO	30,959	267	354	269	215
	Kenova PD	3,119	218	235	148	232
	Wayne SP	0	878	1,115	735	715
		34,078	1,363	1,704	1,152	1,162

Number of Criminal Incidents, Offenses, Persons Victimized and Offenders Known to Law Enforcement

2014

COUNTY	AGENCY	Population	Incidents	Offenses	Victims	Offenders
<u>Webster</u>						
	Upperglade SP	0	227	423	254	386
			227	423	254	386
<u>Wetzel</u>						
	Wetzel Co SO	8,958	24	24	16	24
	Paden City SP	0	82	123	80	108
	Hundred SP	0	71	85	66	66
		8,958	177	232	162	198
<u>Wirt</u>						
	Wirt Co SO	5,877	37	59	47	23
	Elizabeth SP	0	242	258	214	258
		5,877	279	317	261	281
<u>Wood</u>						
	Wood Co SO	41,736	362	526	399	332
	Parkersburg PD	31,207	2,223	2,870	2,202	1,538
	Vienna PD	10,664	320	435	218	289
	Williamstown PD	2,912	23	30	18	17
	DNR - 6 - Wood	0	3	3	0	3
	tf Parkersburg Vio Crime Narc	0	4	4	0	4
	Parkersburg SP	0	442	492	261	492
		86,519	3,377	4,360	3,098	2,675

Number of Criminal Incidents, Offenses, Persons Victimized and Offenders Known to Law Enforcement

2014

COUNTY	AGENCY	Population	Incidents	Offenses	Victims	Offenders
Wyoming						
	Wyoming Co SO	19,575	328	358	322	192
	Oceana PD	1,355	203	329	188	279
	DNR - 4 - Wyoming	0	2	2	0	2
	Jesse SP	0	143	233	137	190
		<u>20,930</u>	<u>676</u>	<u>922</u>	<u>647</u>	<u>663</u>

Grand Total: 66,305 95,989 60,119 75,414

Number of Incidents, Offenses, Persons Victimized and Known Offenders (*Crimes Against Persons*)

2014

<u>Offense Type</u>	Number of Incidents	Number of Offenses	Number of Persons Victimized	Number of Known Offenders
CRIMES AGAINST PERSONS				
Murder and Nonnegligent Manslaughter	17	35	31	35
Aggravated Assault	739	1,266	1,139	1,266
Simple Assault	2,571	3,560	3,248	3,560
Intimidation	912	1,203	840	1,203
Kidnaping/Abduction	34	50	46	50
Forcible Rape	103	112	111	112
Forcible Sodomy	28	35	35	35
Sexual Assault With An Object	74	95	93	95
Forcible Fondling	163	189	187	189
Incest	17	20	20	20
Statutory Rape	23	28	26	28
Others	1	1	1	1

NOTES

Number of Incidents-Incidents involving more than one offense type are included in each appropriate category.

Number of Offenses-Includes attempts. One offense is counted for each victim of crimes against persons and each incident of crime against society. For crimes against property, one offense is counted for each distinct operation.

Number of Persons Victimized-Victims of more than one offense within an incident are counted in each appropriate category. Society is always the victim in crimes against society.

Number of Known Offenders-Known means at least one characteristic (age, sex or race) was reported. Offenders of more than offense type are included in each appropriate category.

Number of Incidents, Offenses, Persons Victimized and Known Offenders (Crimes Against Property)

2014

Offense Type	Number of Incidents	Number of Offenses	Number of Persons Victimized	Number of Known Offenders
<u>CRIMES AGAINST PROPERTY</u>				
Arson	200	266	199	186
Bribery	1	1	1	1
Burglary/Breaking & Entering	7,376	9,169	7,764	4,934
Counterfeiting/Forgery	1,241	1,648	1,013	1,409
Destruction/Damage/Vandalism of Property	8,060	10,183	7,857	6,312
Embezzlement	378	429	28	417
Extortion/Blackmail	10	15	15	15
False Pretenses/Swindle/Confidence Game	1,822	2,262	1,441	1,862
Credit Card/Automatic Teller Fraud	744	933	835	604
Impersonation	460	503	478	244
Welfare Fraud	3	7	4	7
Wire Fraud	21	21	21	11
Pocket-picking	21	21	19	15
Purse-snatching	55	93	87	77
Shoplifting	6,928	8,766	198	8,209
Theft From Building	1,210	1,418	1,100	918
Theft From Coin Operated Machine or Device	29	36	18	12
Theft From Motor Vehicle	3,012	3,606	3,258	1,228
Theft of Motor Vehicle Parts/Accessories	1,056	1,095	932	332
All Other Larceny	11,137	12,952	9,838	7,796
Motor Vehicle Theft	1,722	1,976	1,770	1,193
Robbery	486	960	735	849
Stolen Property Offenses	863	1,481	992	1,460

NOTES

Number of Incidents-Incidents involving more than one offense type are included in each appropriate category.

Number of Offenses-Includes attempts. One offense is counted for each victim of crimes against persons and each incident of crime against society. For crimes against property, one offense is counted for each distinct operation.

Number of Persons Victimized-Victims of more than one offense within an incident are counted in each appropriate category. Society is always the victim in crimes against society.

Number of Known Offenders-Known means at least one characteristic (age, sex or race) was reported. Offenders of more than offense type are included in each appropriate category.

Number of Incidents, Offenses, Persons Victimized and Known Offenders (*Crimes Against Society*)

2014

Offense Type	Number of Incidents	Number of Offenses	Number of Persons Victimized	Number of Known Offenders
<u>CRIMES AGAINST SOCIETY</u>				
Drug/Narcotic Violations	9,616	11,633	—	11,395
Drug Equipment Violations	506	720	—	701
Betting/Wagering	9	9	—	9
Operating/Promoting/Assisting Gambling	2	6	—	6
Gambling Equipment Violations	3	4	—	4
Pornography/Obscene Material	224	244	—	229
Prostitution	53	78	—	77
Assisting or Promoting Prostitution	37	53	—	53
Weapon Law Violations	868	1,020	—	948

NOTES

Number of Incidents-Incidents involving more than one offense type are included in each appropriate category.

Number of Offenses-Includes attempts. One offense is counted for each victim of crimes against persons and each incident of crime against society. For crimes against property, one offense is counted for each distinct operation.

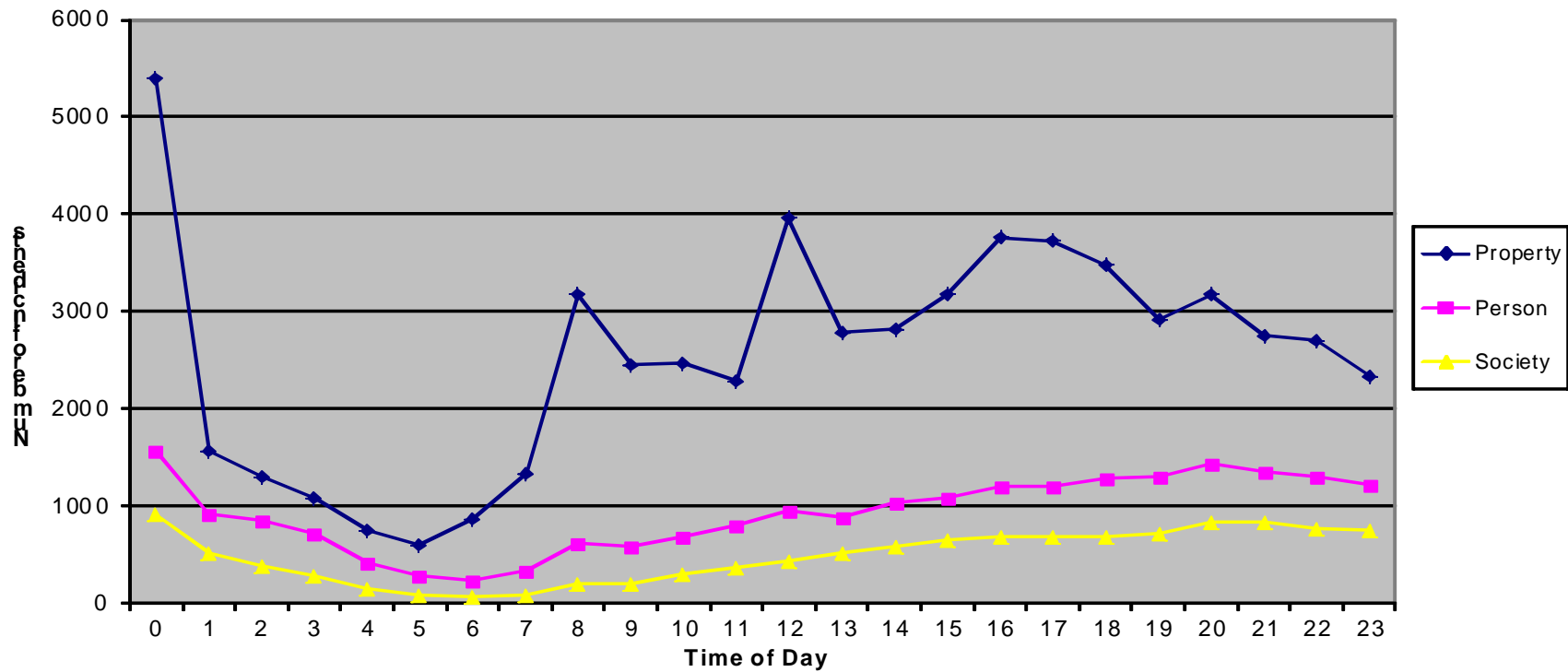
Number of Persons Victimized-Victims of more than one offense within an incident are counted in each appropriate category. Society is always the victim in crimes against society.

Number of Known Offenders-Known means at least one characteristic (age, sex or race) was reported. Offenders of more than offense type are included in each appropriate category.

Incidents:

Criminal incidents can involve multiple offenses, victims and offenders. Twenty three percent (21%) of all incidents involved crimes against persons, sixty four percent (64%) crimes against property and twelve percent (15%) crimes against society. forty nine percent (49%) of all crimes committed against persons, property and society for the year 2014 were committed between the hours of 15:00 and 0:00.

Number of Incidents by Time of Day 2014



Number of Incidents by Time of Day

2014

NOTE: An INCIDENT (or investigation) may involve more than one offense. This explains why totals vary in different reports. Times are listed in military time. Offenses that did not have a time reported were not included in this report.

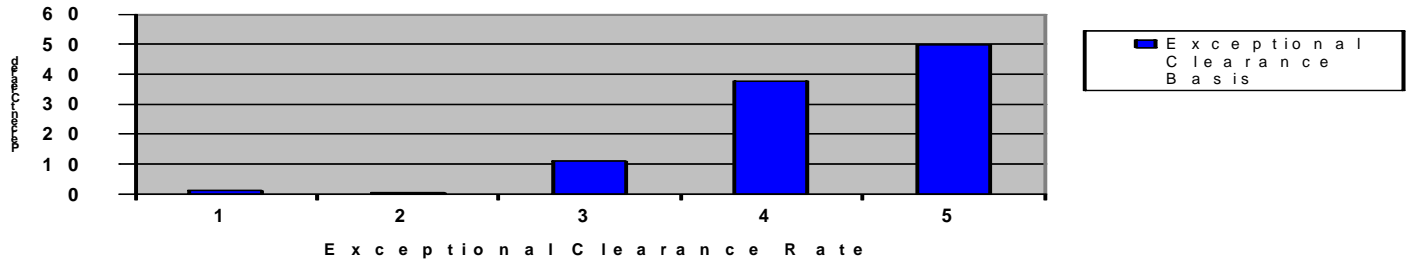
	0.00	1.00	2.00	3.00	4.00	5.00	6.00	7.00	8.00	9.00	10.00	11.00	12.00	13.00	14.00	15.00	16.00	17.00	18.00	19.00	20.00	21.00	22.00	23.00	Total
Aggravated Assault	268	111	118	93	66	29	37	51	77	75	84	90	129	132	128	160	170	182	188	198	242	221	236	209	3,294
All Other Larceny	1,173	179	152	95	72	75	152	220	717	402	472	461	918	576	586	619	691	682	663	449	480	419	354	313	10,920
Arson	19	12	11	10	7	3	3	7	3	2	5	7	3	7	8	4	7	9	11	10	11	19	10	11	199
Assisting or Promoting	4	0	0	0	0	0	0	0	1	0	1	2	1	3	2	0	0	0	8	4	3	3	1	3	36
Betting/Wagering	0	0	1	0	0	0	0	0	0	0	0	0	0	0	2	0	0	0	1	2	1	2	0	1	10
Bribery	0	0	0	0	0	0	0	0	0	0	0	0	0	0	0	0	0	0	1	0	0	0	0	0	1
Burglary/Breaking & Counterfeiting/Forgery	602	163	125	121	98	115	146	234	454	294	296	258	570	306	349	373	432	434	414	275	313	251	275	256	7,154
Credit Card/Automatic	113	15	8	5	4	1	7	13	63	27	48	35	65	30	41	43	37	43	29	20	20	21	16	5	709
Destruction/Damage/V	739	250	257	193	131	119	126	198	320	224	292	274	439	297	340	356	422	457	451	378	428	414	450	340	7,895
Drug Equipment	45	12	11	5	2	1	2	6	11	13	12	17	31	18	17	32	40	31	37	39	41	32	32	19	506
Drug/Narcotic	658	289	209	141	69	40	45	92	160	182	290	387	480	562	631	579	664	626	602	616	596	604	531	459	9,512
Embezzlement	77	6	2	1	1	3	1	6	36	15	14	20	46	24	15	18	23	28	11	9	16	4	9	8	393
Extortion/Blackmail	1	0	0	0	0	0	0	0	1	0	2	1	1	0	1	0	0	1	0	1	0	0	2	0	11
False	347	18	19	11	8	2	7	17	183	97	115	78	192	96	112	76	118	72	76	50	50	30	17	15	1,806
Forcible Fondling	57	7	5	2	5	3	2	6	28	18	11	16	23	18	19	15	24	19	12	11	19	12	19	20	371
Forcible Rape	57	12	6	3	6	3	6	4	12	7	4	15	15	14	7	15	13	12	16	9	15	9	12	13	285
Forcible Sodomy	12	0	2	2	1	0	0	1	4	1	0	1	7	1	4	0	6	2	4	0	3	5	3	1	60
Gambling Equipment	1	0	0	0	0	0	0	0	0	0	0	0	0	0	0	1	0	0	0	0	1	0	0	0	3
Impersonation	144	3	3	3	0	0	0	2	75	28	21	21	51	16	23	24	20	16	14	2	12	8	5	4	495
Incest	13	1	0	0	0	0	0	1	1	4	0	1	1	1	2	1	0	0	1	1	0	0	0	0	28
Intimidation	154	51	34	29	19	11	19	21	78	56	71	73	119	75	112	103	115	137	129	112	102	96	87	79	1,882
Justifiable Homicide	0	0	0	0	0	0	0	0	0	0	0	0	1	0	0	0	0	0	0	0	0	0	0	0	1
Kidnaping/Abduction	8	2	1	3	6	1	0	3	4	5	4	2	5	7	5	2	13	5	7	6	6	4	3	4	106
Motor Vehicle Theft	152	55	46	30	37	27	35	43	72	49	53	57	122	51	64	74	83	99	93	80	89	82	98	93	1,684
Murder and Negligent	6	6	4	3	0	1	1	1	4	2	2	2	3	4	1	4	3	3	3	1	2	4	4	6	70
Operating/Promoting/A	0	0	0	0	0	0	0	0	0	1	0	0	0	0	0	0	0	0	0	0	0	0	0	0	1
Pocket-picking	0	0	0	0	0	0	0	0	0	0	0	1	0	0	0	0	0	0	0	0	0	0	1	0	2
Pornography/Obscene	2	2	2	1	0	0	0	0	0	0	1	0	2	0	1	3	2	0	0	1	2	1	1	0	21
Prostitution	60	7	1	3	3	0	4	1	20	8	9	18	22	7	13	13	6	5	3	4	5	4	5	5	226
Purse-snatching	3	0	2	0	0	0	0	0	0	0	2	1	1	1	5	1	3	1	5	5	5	6	8	3	52
Robbery	1	0	2	0	0	1	1	1	2	4	1	2	5	2	6	4	4	7	1	6	1	1	1	1	54
Sexual Assault With An	24	25	29	18	16	10	3	9	2	13	14	13	14	14	14	21	24	21	22	31	28	54	42	22	483
Shoplifting	36	6	3	7	2	2	1	0	10	5	9	4	8	2	4	7	5	7	3	6	7	9	3	4	150
Simple Assault	111	64	37	35	37	18	24	24	60	113	190	255	381	542	643	683	765	693	625	587	451	300	184	110	6,932
Statutory Rape	475	331	314	218	129	90	97	127	220	225	280	346	409	391	411	513	553	595	601	605	610	600	569	489	9,198
Stolen Property	16	0	1	1	0	1	0	0	1	4	1	4	7	3	1	2	3	0	1	1	3	3	1	2	56
Theft From Building	97	12	8	12	4	6	9	14	56	37	37	37	87	53	56	57	58	51	38	38	33	22	24	18	864
Theft From Coin	131	12	7	17	10	9	14	18	65	51	62	60	98	66	56	62	79	62	51	31	57	49	33	32	1,132
Theft From Motor	2	0	0	1	0	1	0	0	2	3	1	2	1	1	1	0	3	3	1	0	1	2	1	1	27
Theft of Motor Vehicle	239	94	68	43	46	35	55	89	146	98	93	98	133	93	110	119	142	150	187	176	177	180	188	153	2,912
Weapon Law	206	8	8	7	7	11	15	23	97	48	38	27	88	41	40	39	65	69	52	38	43	44	32	16	1,062
Welfare Fraud	88	36	26	22	14	8	11	14	24	19	25	34	46	37	44	41	45	45	55	37	41	52	55	49	868
Wire Fraud	1	0	0	0	0	0	0	0	0	0	0	2	0	0	0	0	0	0	0	0	0	1	0	0	4
Total	6,367	1,798	1,533	1,139	806	632	834	1,261	3,134	2,194	2,607	2,780	4,663	3,565	3,943	4,130	4,710	4,616	4,452	3,869	3,955	3,598	3,330	2,782	72,698

OFFENSES BY EXCEPTIONAL CLEARANCE 2014

Law enforcement agencies recorded clearances in 42% of all the criminal incidents reported under WVIBRS. Incidents are cleared by arrest (34.3% of all incidents) or exceptional means (2.50% of all incidents) when some element beyond law enforcement precludes arrest, e.g. death of the offender.

The most frequent basis for clearing incidents exceptionally was "victim refusing to cooperate".

E x c e p t i o n a l C l e a r a n c e B a s i s , 2 0 1 4



- | | |
|--|--|
| <p>1. Death of Offender (1.4%)
 2. Extradition Declined (0.1%)
 3. Juvenile / No Custody (11.3%)</p> | <p>4. Prosecution Declined (38.7%)
 5. Victim Refused to Cooperate (48.5%)</p> |
|--|--|

	Death of Offender	Extradition Denied	Juvenile/No Custody	Prosecution Declined	Victim Refused to Cooperate	Total
Aggravated Assault	5	0	14	60	37	116
All Other Larceny	1	0	11	48	123	183
Arson	0	0	4	1	0	5
Betting/Wagering	0	0	0	6	0	6
Burglary/Breaking & Entering	2	0	12	18	38	70
Counterfeiting/Forgery	0	0	2	24	28	54
Credit Card/Automatic Teller Fraud	1	0	0	6	14	21
Destruction/Damage/Vandalism of Property	2	0	29	48	92	171
Drug Equipment Violations	1	0	0	0	0	1
Drug/Narcotic Violations	1	0	25	23	0	49
Embezzlement	0	0	2	26	5	33
False Pretenses/Swindle/Confidence Game	0	0	0	47	39	86
Forcible Fondling	1	0	7	32	4	44
Forcible Rape	0	2	2	12	22	38
Forcible Sodomy	1	0	0	5	1	7
Gambling Equipment Violations	0	0	0	1	0	1
Impersonation	0	0	0	7	4	11

	Death of Offender	Extradition Denied	Juvenile/No Custody	Prosecution Declined	Victim Refused to Cooperate	Total
Incest	0	0	1	1	0	2
Intimidation	1	0	7	47	85	140
Justifiable Homicide	1	0	0	0	0	1
Kidnaping/Abduction	0	0	0	4	2	6
Motor Vehicle Theft	1	0	2	29	37	69
Murder and Nonnegligent Manslaughter	3	0	0	1	0	4
Pocket-picking	0	0	1	0	0	1
Pornography/Obscene Material	1	0	5	26	2	34
Robbery	1	0	0	0	2	3
Sexual Assault With An Object	0	0	3	9	10	22
Shoplifting	0	0	18	2	4	24
Simple Assault	2	0	62	221	325	610
Statutory Rape	0	0	0	3	1	4
Stolen Property Offenses	1	0	3	3	14	21
Theft From Building	0	0	0	5	15	20
Theft From Coin Operated Machine or Device	0	0	0	0	2	2
Theft From Motor Vehicle	0	0	0	2	3	5
Theft of Motor Vehicle Parts/Accessories	0	0	0	2	3	5
Weapon Law Violations	0	0	3	10	4	17
Welfare Fraud	0	0	0	1	0	1
Total	26	2	213	730	916	1,887

Offenses

NIBRS agencies report various information relating to each of the 46 offense classes in NIBRS. As stated earlier, there can be multiple types of crimes within an incident, and offense-specific data are recorded for each.

Of the 73,938 NIBRS offenses reported 21.1% were crimes against persons, 64.0% were crimes against property and 15.3% were crimes against society. Larceny/theft was the most frequently reported crime, accounting for 26.0% of the total. Assault offenses accounted for 21.2% of all the offenses and destruction/damage/vandalism of property for 17.2%.

Number and Percent of Offenses Completed and Attempted

2014

<u>CrimeAgainst</u>	<u>TOTAL</u>	<u>% Completed</u>	<u>% Attempted</u>
Crimes Against Property	46,976	98.4	1.6
Crimes Against Society	11,344	99.4	0.6
Crimes Against Persons	15,618	99.6	0.4
<u>Grand Total:</u>	<u>73,938</u>	<u>99.6</u>	<u>0.4</u>

NOTES:

If there were more than one occurrence of the same offense type within an incident and one was completed, all are considered "completed".

Crimes Against Persons are murder, assault offenses, Kidnaping and sex offenses (forcible and non-forcible).

Crimes Against Property are arson, bribery, burglary, counterfeiting/forgery, destruction/damage/vandalism, embezzlement, extortion/blackmail, fraud offenses, larceny-theft offenses, motor vehicle theft, robbery and stolen property offenses.

Crimes Against Society are drug /narcotic offenses, gambling offenses, pornography/obscene material, prostitution offenses and weapon law violations.

In 2014, the greatest percentage of the offenses, 44.72% occurred in/on residential properties. 23.50% occurred in/on commercial properties, 14.97% on highways/roads/alleys/streets, 6.64% in parking lots/garages, and 1.84% at schools/colleges. The remaining offenses were widely distributed among various locations. Crimes against persons and crimes against property were most frequently committed in residences and crimes against society on the streets and highways.

Percent Distribution of Location by Type of Crime

2014

<u>Locations</u>	Total	Crimes Against Persons	Crimes Against Property	Crimes Against Society
College/University	0.32%	0.22%	0.30 %	0.51 %
Drug stores/Dr.'s Offices/Hospitals	1.41%	1.32%	1.63 %	0.63%
Food/Beverage/Lodging Facilities	3.06%	3.52%	3.02 %	2.61%
Government/Public Buildings	1.08%	1.82%	0.72 %	1.55%
Highway/Roads/Alleys	14.97%	12.99%	7.71 %	47.77%
Other Commercial Properties	2.40%	0.49%	3.52 %	0.34%
Other/Unknown	8.33%	5.19%	10.19 %	4.95%
Parking Lots/Garages	6.64%	4.05%	7.05 %	8.50%
Residences	44.72%	64.41%	42.54 %	26.64%
Retail Establishments	15.55%	3.42%	22.33 %	4.18%
School (other than College/University)	1.52%	2.57%	0.97 %	2.32%
Grand Total:	100.00%	100.00%	100.00%	100.00 %

NOTES:

If there were more than one occurrence of the same offense type within an incident and one was completed, all are considered "completed".

Crimes Against Persons are murder, assault offenses, Kidnaping and sex offenses (forcible and non-forcible).

Crimes Against Property are arson, bribery, burglary, counterfeiting/forgery, destruction/damage/vandalism, embezzlement, extortion/blackmail, fraud offenses, larceny-theft offenses, motor vehicle theft, robbery and stolen property offenses.

Crimes Against Society are drug /narcotic offenses, gambling offenses, pornography/obscene material, prostitution offenses and weapon law violations.

Retail establishments include convenience store, department/discount store, gas/service station, grocery/supermarket, liquor store and specialty store.

Food/beverage/lodging facilities include bar/night club, hotel/motel and restaurant.

Other commercial properties include bank/savings and loan, commercial/office building and rental storage facility.

Government/public buildings include government/public building and jail/prison.

Other/unknown includes air/bus/train terminal, church/temple/synagogue, construction site, field/woods, lake/waterway and other/unknown.

Number of Offenses by Weapons, Selected Offenses

2014

Weapons Used

OFFENSES	Number of Offenses	Weapons Used					None
		Firearms	Dangerous Weapons	Personal Weapons	Unknown Weapons	Other Weapons	
Aggravated Assault	3,391	591	796	929	110	472	493
Forcible Fondling	365	1	3	204	20	15	122
Forcible Rape	282	3	7	121	22	23	106
Oral or Anal Sexual Assault	63	0	0	36	3	3	21
Kidnaping/ Abduction	110	7	16	40	6	7	34
Murder	77	24	33	9	7	4	0
Robbery	493	182	93	113	24	27	54
Sexual Assault with an Object	158	1	2	95	10	11	39

Victims

In NIBRS, victims can be reported as persons, business, financial institutions, government, religious organizations or society as a whole. 51 of every 100 of the 78,445 reported crime victims were individuals (people). Following in terms of volume were businesses (18%), society/public (14%) and government (<1%).

The victims of crimes against persons are always individuals, and society is always the victim in crimes against society. Victims of crimes against property can be any victim type except society. Persons (individuals), however, were the dominant victim types in all crimes against property except embezzlement and bribery.

Number of Victims by Type

2014

		Business	Financial Institution	Government	Individual	Law Enforcement	Other	Religious Organization	Society/Public	Unknown	Total
Crimes Against Persons	ASSAULT OFFENSES	0	0	0	15,478	1,007	0	0	0	0	16,485
	HOMICIDE OFFENSES	0	0	0	78	3	0	0	0	0	81
	KIDNAPING/ABDUCTION	0	0	0	125	0	0	0	0	0	125
	SEX OFFENSES, FORCIBLE	0	0	0	928	0	0	0	0	0	928

		Business	Financial Institution	Government	Individual	Law Enforcement	Other	Religious Organization	Society/Public	Unknown	Total
Crimes Against Persons	SEX OFFENSES, NONFORCIBLE	0	0	0	88	0	0	0	0	0	88
	Total	0	0	0	16,697	1,010	0	0	0	0	17,707
Crimes Against Property	ARSON	32	1	5	177	0	2	2	0	6	225
	BRIBERY	0	0	0	1	0	0	0	0	0	1
	BURGLARY/BREAKING & ENTERING	985	11	53	6,786	0	40	81	0	9	7,965
	COUNTERFEITING/FORGERY	366	27	66	856	1	28	2	0	12	1,358
	DESTRUCTION/DAMAGE/VANDALISM OF PROPERTY	1,440	22	237	6,718	4	100	70	0	22	8,613
	EMBEZZLEMENT	364	3	5	21	0	5	3	0	1	402
	EXTORTION/BLACKMAIL	0	0	0	10	0	0	0	0	0	10
	FRAUD OFFENSES	647	35	38	2,471	0	23	5	0	4	3,223
	LARCENY/THEFT OFFENSES	9,951	14	162	14,018	1	93	64	0	26	24,329
	MOTOR VEHICLE THEFT	158	1	4	1,586	0	3	1	0	2	1,755

		Business	Fiinancial Institution	Government	Individual	Law Enforcement	Other	Religious Organization	Society/Public	Unknown	Total
Crimes Against Property	ROBBERY	148	11	0	417	0	0	0	0	1	577
	STOLEN PROPERTY OFFENSES	200	0	27	672	0	7	1	0	25	932
	Total	14,291	125	597	33,733	6	301	229	0	108	49,390
Crimes Against Society	DRUG/NARCOTIC OFFENSES	0	0	0	0	0	0	0	10,150	0	10,150
	GAMBLING OFFENSES	0	0	0	0	0	0	0	14	0	14
	PORNOGRAPHY/OBSCENE MATERIAL	0	0	0	0	0	0	0	226	0	226
	PROSTITUTION OFFENSES	0	0	0	0	0	0	0	90	0	90
	WEAPON LAW VIOLATIONS	0	0	0	0	0	0	0	868	0	868
	Total	0	0	0	0	0	0	0	11,348	0	11,348
Total		14,291	125	597	50,430	1,016	301	229	11,348	108	78,445

NOTE

Victims of more than one offense type are included in each appropriate category.

According to NIBRS data reported, 23% of the persons victimized in 2014 were targets of crimes against persons and 63% victims of crimes against property.

Among all persons reported victimized, approximately 43.8% were males, 12.6% were under the age of 18 (juveniles) and 87.9% were white. And 60% of the victims were not injured, 8% received major injury and 32% received minor injury. Most persons were victimized in the localities in which they reside.

Number of Violent Crime Victims by Age, Sex and Race

2014

Age	Female					Male					Unknown					Total
	Black	Other	Unknow	White	Total	Black	Other	Unknow	White	Total	Black	Other	Unknow	White	Total	
1-12	63	3	24	482	572	82	0	20	474	576	0	0	2	5	7	1,155
13-17	81	3	24	619	727	34	1	10	446	491	0	0	2	1	3	1,221
18-20	103	3	10	672	788	64	5	6	387	462	1	0	0	0	1	1,251
21-25	188	6	24	1,412	1,630	126	4	33	898	1,061	1	0	2	1	4	2,695
26-35	245	4	46	2,533	2,828	121	5	33	1,628	1,787	0	0	0	2	2	4,617
36-44	99	9	23	1,566	1,697	126	2	16	1,076	1,220	0	0	2	2	4	2,921
45-54	88	1	12	1,162	1,263	70	1	24	931	1,026	1	0	0	5	6	2,295
55-65	34	2	10	574	620	80	0	9	541	630	0	0	0	5	5	1,255

	Female					Male					Unknown					Total
	Black	Other	Unknow	White	Total	Black	Other	Unknow	White	Total	Black	Other	Unknow	White	Total	
Over 65	11	0	2	235	248	7	0	3	213	223	0	0	3	0	3	474
Under 1	5	0	0	10	15	2	0	3	19	24	0	0	0	0	0	39
Unknown	12	1	52	161	226	25	0	115	737	877	0	1	73	11	85	1,188
Total	929	32	227	9,426	10,614	737	18	272	7,350	8,377	3	1	84	32	120	19,111

NOTE:

Violent Crimes are murder, forcible sex offenses, kidnaping/abduction, assault offenses and robbery.

Number of Persons Victimized by Offenses and Resident Status

2014

NOTE:

A Resident is a person who maintains his/her permanent legal residence in the locality or jurisdiction where the incident took place. Victims of more than offense are counted in each appropriate category.

		NonResident	Resident	Unknown	Total
Crimes Against Persons	ASSAULT OFFENSES	1,631	15,002	377	17,010
	HOMICIDE OFFENSES	8	76	3	87
	KIDNAPING/ABDUCTION	18	104	4	126
	SEX OFFENSES, FORCIBLE	114	811	12	937
	SEX OFFENSES, NONFORCIBLE	10	73	1	84
	Total	1,781	16,066	397	18,244
Crimes Against Property	ARSON	21	156	6	183
	BRIBERY	0	1	0	1
	BURGLARY/BREAKING & ENTERING	473	6,082	76	6,631
	COUNTERFEITING/FORGERY	129	708	13	850
	DESTRUCTION/DAMAGE/VANDALISM OF PROPERTY	805	5,951	103	6,859
	EMBEZZLEMENT	1	18	2	21
	EXTORTION/BLACKMAIL	2	8	0	10
	FRAUD OFFENSES	378	2,029	33	2,440
	LARCENY/THEFT OFFENSES	1,723	11,822	129	13,674
	MOTOR VEHICLE THEFT	163	1,380	15	1,558
	ROBBERY	95	333	12	440
	STOLEN PROPERTY OFFENSES	121	578	27	726
	Total	3,911	29,066	416	33,393
Total		5,692	45,132	813	51,637

PROPERTY

2014

Property

In NIBRS, property is reported as burned; counterfeited or forged; damaged/destroyed or vandalized; or stolen, embezzled, defrauded, etc. Law enforcement activity in relation to property is recorded as recovered (for property stolen) or seized (as in the case of proceeds from illegal gambling operation). The type of property involved, as well as its value, is recorded for each type of loss/activity.

The state's law enforcement agencies jointly reported \$67,361,978.00 in total property losses with \$54,991,246.00 (81.6%) stolen; \$1,005,196.00 (.1%) counterfeited/forgery; \$8,611,938.00 (13%) damaged/destroyed or vandalized; and \$2,753,598.00 (4.1%) burned. Law enforcement agencies seized property valued at \$2,054,609.00 and recovered stolen property valued at \$9,069,522.00. These figures do not include seizures in connection with drug/narcotic violations.

By property type, one of the highest dollar losses due to thefts were recorded for motor vehicles, with automobiles composing the largest portion. Burning losses were highest for structures (dwellings, commercial buildings, etc.), and counterfeiting/forgery losses highest for negotiable instruments, such as bearer bonds or endorsed checks, money orders and traveler's checks. Among all types of property, the category "Other" resulted in the greatest dollar losses due to criminal activity.

Of the \$54,991,246.00 dollars worth of property that was stolen, embezzled, etc., the law enforcement departments reported recovering 16.5% or \$9,069,522.00. The most successful recovery rate was for "Motor Vehicles" with \$13,372,650.00 stolen and \$5,754,629.00 (43.0%) recovered. In addition to the recovery of property, the agencies reported seizing money valued at \$1,945,323.00 and Other at \$67,673.00.

Value of Property Loss Due to Criminal Action, Property Type

2014

	Burned	Counterfeited/Forged	Destroyed/Damaged/ Vandalized	Stolen/Etc.	Total
Computer/Hardware /Software	\$0.00	\$0.00	\$80,929.00	\$1,326,189.00	\$1,407,118.00
Jewelry	\$0.00	\$0.00	\$962.00	\$4,744,224.00	\$4,745,186.00
Money	\$0.00	\$699,423.00	\$884.00	\$11,991,486.00	\$12,691,793.00
Motor Vehicle Parts or Accessories	\$11.00	\$10,162.00	\$1,151,520.00	\$1,044,303.00	\$2,205,996.00
Motor Vehicles	\$183,652.00	\$2.00	\$3,265,937.00	\$13,372,650.00	\$16,822,241.00
Negotiable Instruments	\$0.00	\$208,967.00	\$50.00	\$411,530.00	\$620,547.00
NonNegotiable Instruments	\$0.00	\$0.00	\$0.00	\$0.00	\$0.00
Other	\$154,248.00	\$85,574.00	\$2,875,610.00	\$17,655,697.00	\$20,771,129.00
Radios/TVs/VCR	\$0.00	\$50.00	\$52,034.00	\$1,123,201.00	\$1,175,285.00
Structures	\$2,406,612.00	\$0.00	\$1,071,716.00	\$159,543.00	\$3,637,871.00
Tools	\$9,075.00	\$1,018.00	\$112,296.00	\$3,162,423.00	\$3,284,812.00
Total	\$2,753,598.00	\$1,005,196.00	\$8,611,938.00	\$54,991,246.00	\$67,361,978.00

Value of Property Recovered or Seized by Law Enforcement Agencies, Property Type

2014

	Recovered	Seized	Total
Computer/Hardware/Software	\$111,821.00	\$1,122.00	\$112,943.00
Jewelry	\$255,573.00	\$1,001.00	\$256,574.00
Money	\$97,718.00	\$1,945,323.00	\$2,043,041.00
Motor Vehicle Parts or Accessories	\$62,816.00	\$34.00	\$62,850.00
Motor Vehicles	\$5,754,629.00	\$31,253.00	\$5,785,882.00
Negotiable Instruments	\$37,297.00	\$7,480.00	\$44,777.00
NonNegotiable Instruments	\$0.00	\$0.00	\$0.00
Other	\$2,398,079.00	\$67,673.00	\$2,465,752.00
Radios/TVs/VCR	\$105,096.00	\$650.00	\$105,746.00
Structures	\$20,000.00	\$0.00	\$20,000.00
Tools	\$226,493.00	\$73.00	\$226,566.00
Total	\$9,069,522.00	\$2,054,609.00	\$11,124,131.00

Offenders

WVIBR contributors are asked to supply information known about offenders even though no arrests have ever been made. The offender data, therefore, include information about arrestees, fugitives or even persons whose identities are not known but witnesses or victims have supplied characteristics such as approximate age, sex and/or race. In a single incident, one offender may victimize several persons, several victimize one person, or several offenders may victimize several people. According to the 2014 WVIBR data, the average number of *Known* Offenders ranged from 0.30 a Theft of Motor Vehicle Parts/Accessories to 3.00 for Operating/Promoting/Assisting Gambling.

Number of Known Offenders per Incident

2014

Offense Type	Number of Incidents	Number of Known Offenders	Average Number of Known Offenders
Murder and Nonnegligent Manslaughter	71	105	1.48
Aggravated Assault	3,295	3,721	1.13
Simple Assault	9,247	10,187	1.10
Intimidation	1,899	1,966	1.04
Kidnaping/Abduction	109	127	1.17
Forcible Rape	279	277	0.99
Forcible Sodomy	63	65	1.03
Sexual Assault With An Object	158	174	1.10
Forcible Fondling	365	371	1.02
Incest	26	26	1.00
Statutory Rape	57	61	1.07
Arson	200	146	0.73
Bribery	1	1	1.00
Burglary/Breaking & Entering	7,376	4,258	0.58
Counterfeiting/Forgery	1,241	1,214	0.98
Destruction/Damage/Vandalism of Property	8,060	5,053	0.63
Embezzlement	396	423	1.07
False Pretenses/Swindle/Confidence Game	1,822	1,653	0.91
Credit Card/Automatic Teller Fraud	744	517	0.69
Impersonation	460	228	0.50
Welfare Fraud	3	5	1.67
Wire Fraud	21	11	0.52
Pocket-picking	21	15	0.71

Offense Type	Number of Incidents	Number of Known Offenders	Average Number of Known Offenders
Purse-snatching	55	52	0.95
Shoplifting	6,928	7,596	1.10
Theft From Building	1,210	826	0.68
Theft From Coin Operated Machine or Device	29	12	0.41
Theft From Motor Vehicle	3,012	964	0.32
Theft of Motor Vehicle Parts/Accessories	1,056	318	0.30
All Other Larceny	11,137	7,196	0.65
Motor Vehicle Theft	1,722	1,099	0.64
Robbery	486	618	1.27
Stolen Property Offenses	863	1,127	1.31
Drug/Narcotic Violations	9,616	11,395	1.19
Drug Equipment Violations	506	701	1.39
Betting/Wagering	9	9	1.00
Operating/Promoting/Assisting Gambling	2	6	3.00
Gambling Equipment Violations	3	4	1.33
Pornography/Obscene Material	224	229	1.02
Prostitution	53	77	1.45
Assisting or Promoting Prostitution	37	53	1.43
Weapon Law Violations	868	948	1.09
Others	10	15	1.50

NOTES:

Number of Known Offenders per Incident - Known means at least one characteristic (age, sex or race) of offender was reported.

Number of Known Offenders - Offenders of more than one offense are included in each appropriate category.

Offender Race versus Victim Race, Violent Crime

2014

Offender Race, Percent Distribution

VICTIM'S RACE	White	Black	American Indian/ Alaskan Native	Asian/ Pacific Islander	Unknown Race
Black	22.0	74.0	0.0	0.0	3.0
Unknown Race	56.0	21.0	0.0	2.0	22.0
White	73.0	19.0	0.0	0.0	9.0
Asian/ Pacific Islander	22.0	56.0	0.0	11.0	11.0

NOTES

***Violent crimes* are murder, forcible sex offenses, assault offenses, kidnapping/abduction and robbery (a violent crime against property.)**

The race of offenders victimizing more than one person is included in each appropriate category. Because of rounding percentages, this table may not add to 100.

Number of Persons Arrested: Types of Weapons Possessed, Offenses

2014

		Club/Black-Jack/ Brass Knuckles	Firearm-Type Not Stated	Handgun	Lethal Cutting Instrument	Other Firearm	Rifle	Shotgun	Unarmed	Total
Crimes Against Persons	ASSAULT OFFENSES	29	17	63	121	8	8	10	8,456	8,712
	HOMICIDE OFFENSES	0	1	4	4	0	0	0	61	70
	KIDNAPING/ABDUCTION	0	0	1	3	0	0	0	72	76
	SEX OFFENSES, FORCIBLE	0	1	0	1	0	0	0	235	237
	SEX OFFENSES, NONFORCIBLE	0	0	0	0	0	0	0	49	49
	Total	29	19	68	129	8	8	10	8,873	9,144
Crimes Against Property	ARSON	0	0	0	0	0	0	0	44	44
	BURGLARY/BREAKING & ENTERING	1	2	4	3	0	0	0	1,190	1,200

		Club/Black-Jack/ Brass Knuckles	Firearm-Type Not Stated	Handgun	Lethal Cutting Instrument	Other Firearm	Rifle	Shotgun	Unarmed	Total
Crimes Against Property	COUNTERFEITING/FOR GERY	0	0	0	3	0	0	0	441	444
	DESTRUCTION/DAMAGE /VANDALISM OF PROPERTY	1	1	4	13	0	1	1	1,510	1,531
	EMBEZZLEMENT	0	0	0	0	0	0	0	195	195
	EXTORTION/BLACKMAIL	0	0	0	0	0	0	0	7	7
	FRAUD OFFENSES	0	0	0	3	0	0	0	638	641
	LARCENY/THEFT OFFENSES	2	0	1	40	0	0	0	7,710	7,753
	MOTOR VEHICLE THEFT	0	0	1	2	0	0	0	316	319
	ROBBERY	0	1	9	9	1	0	0	192	212
	STOLEN PROPERTY OFFENSES	0	1	11	0	0	0	0	598	610
	Total	4	5	30	73	1	1	1	12,841	12,956

		Club/Black-Jack/ Brass Knuckles	Firearm-Type Not Stated	Handgun	Lethal Cutting Instrument	Other Firearm	Rifle	Shotgun	Unarmed	Total
Crimes Against Society	DRUG/NARCOTIC OFFENSES	11	12	47	38	1	8	2	8,820	8,939
	GAMBLING OFFENSES	0	0	0	0	0	0	0	8	8
	PORNOGRAPHY/OBSCE NE MATERIAL	0	0	0	0	0	0	0	90	90
	PROSTITUTION OFFENSES	0	0	0	0	0	0	0	108	108
	WEAPON LAW VIOLATIONS	14	28	111	40	2	18	10	480	703
	Total	25	40	158	78	3	26	12	9,506	9,848
Total		58	64	256	280	12	35	23	31,220	31,948

Group "B" Arrestee Count and Offenses

2014

<u>Offense Description</u>	<u>Number of Arrests/Offense</u>
Bad Checks	218
Curfew/Loitering/Vagrancy Violations	46
Disorderly Conduct	1,304
Driving Under The Influence	6,472
Drunkenness	2,052
Family Offenses (Nonviolent)	118
Liquor Law Violations	2,509
Runaway	16
Trespass of Real Property	571
All Other Offenses	15,931

Total Group "B" Arrests	29,237
--------------------------------	---------------

SECTION II

JURISDICTIONAL REPORTING

The individual jurisdictional figures are shown in subsequent tables addressing cities, counties, universities and colleges and other law enforcement agencies. There are three sets of tables: one shows the number of incidents, offenses, victims and offenders recorded for each jurisdiction; the others, the age and sex of victims and of offenders for crimes against persons and property.

Due to the many factors than can affect the volume and type of crimes to vary from place to place, care must be exercised in making any comparisons among agencies. Population size is the only crime correlate used in this publication. While other factors are of equal concern, no attempt is made to relate them to the data presented in this document.

Age and Sex of Victims Known to Law Enforcement, Crimes Against Persons and Crimes Against Property

2014

NOTE:

See Appendix for list and definitions of offenses.
Larceny includes Motor Vehicle Theft

VICTIMS			Crimes Against Persons					Crimes Against Property				Total	
			Assault Offenses	Forcible Sex Offenses	Murder	Other Crimes Against Persons	Total	Burglary/B&E	Larceny	Other Crimes Against Property	Total		
<u>Barbour County</u>	Belington PD	Adult Female	1	0	0	0	1	0	0	0	0	1	
		Adult Male	0	0	0	0	0	0	1	0	1	1	
		Total	1	0	0	0	1	0	1	0	1	2	
	Philippi PD	Adult Female	2	0	0	0	2	0	0	1	1	3	
		Adult Male	2	0	0	0	2	0	0	1	1	3	
		Total	4	0	0	0	4	0	0	2	2	6	
	Philippi SP	Adult Female	27	1	0	1	29	6	18	13	37	66	
		Adult Male	16	0	0	0	16	15	28	16	59	75	
		Juvenile Female	3	4	0	2	9	0	1	1	2	11	
		Juvenile Male	5	0	0	0	5	0	0	0	0	5	
		Total	51	5	0	3	59	21	47	30	98	157	
	Total			56	5	0	3	64	21	48	32	101	165
	<u>Berkeley County</u>	Berkeley Co SO		0	0	0	0	0	0	1	1	2	2
			Adult Female	254	12	2	0	268	98	220	105	423	691
			Adult Male	140	0	0	0	140	140	325	106	571	711

			Crimes Against Persons					Crimes Against Property					Total
			Assault Offenses	Forcible Sex Offenses	Murder	Other Crimes Against Persons	Total	Burglary/ B&E	Larceny	Other Crimes Against Property	Total		
<u>Berkeley County</u>	Berkeley Co SO	Juvenile Female	17	20	1	2	40	1	4	1	6	46	
		Juvenile Male	25	9	0	1	35	1	3	2	6	41	
		Total	436	41	3	3	483	240	553	215	1,008	1,491	
	Martinsburg PD	Adult Female	43	0	0	1	44	8	38	12	58	102	
		Adult Male	21	0	0	0	21	12	42	15	69	90	
		Juvenile Female	6	1	0	0	7	0	1	0	1	8	
		Juvenile Male	3	0	0	0	3	0	0	0	0	3	
		Total	73	1	0	1	75	20	81	27	128	203	
	Martinsburg SP		0	0	0	0	0	1	14	0	15	15	
		Adult Female	135	3	1	2	141	55	146	134	335	476	
		Adult Male	110	1	0	0	111	88	200	141	429	540	
		Juvenile Female	18	4	0	2	24	1	1	2	4	28	
		Juvenile Male	15	1	0	0	16	0	1	4	5	21	
		Total	278	9	1	4	292	145	362	281	788	1,080	
	Total			787	51	4	8	850	405	996	523	1,924	2,774
<u>Boone County</u>	Boone Co SO	Adult Female	29	0	0	0	29	11	12	7	30	59	
		Adult Male	16	0	0	0	16	18	44	13	75	91	
		Juvenile Female	3	1	0	0	4	0	0	0	0	4	
		Juvenile Male	1	0	0	0	1	0	0	0	0	1	
		Total	49	1	0	0	50	29	56	20	105	155	

			Crimes Against Persons					Crimes Against Property				Total
			Assault Offenses	Forcible Sex Offenses	Murder	Other Crimes Against Persons	Total	Burglary/ B&E	Larceny	Other Crimes Against Property	Total	
<u>Boone County</u>	Madison PD	Adult Female	0	0	0	0	0	1	1	0	2	2
		Adult Male	0	0	0	0	0	0	1	0	1	1
		Juvenile Male	0	0	0	0	0	1	0	0	1	1
		Total	0	0	0	0	0	2	2	0	4	4
	Madison SP	Adult Female	45	0	1	1	47	19	56	21	96	143
		Adult Male	38	0	0	0	38	28	65	23	116	154
		Juvenile Female	8	3	0	5	16	0	0	2	2	18
		Juvenile Male	4	0	0	0	4	0	1	0	1	5
		Total	95	3	1	6	105	47	122	46	215	320
	Whitesville SP		2	0	0	0	2	0	0	0	0	2
		Adult Female	51	1	0	0	52	12	23	16	51	103
		Adult Male	34	0	0	0	34	19	35	31	85	119
		Juvenile Female	8	1	0	0	9	0	1	0	1	10
		Juvenile Male	4	0	0	0	4	1	1	1	3	7
Total		99	2	0	0	101	32	60	48	140	241	
Total			243	6	1	6	256	110	240	114	464	720
<u>Braxton County</u>	Braxton Co SO	Adult Female	14	0	0	0	14	2	7	8	17	31
		Adult Male	5	0	0	0	5	8	6	7	21	26
		Juvenile Male	1	0	0	0	1	0	1	1	2	3
		Total	20	0	0	0	20	10	14	16	40	60

			Crimes Against Persons					Crimes Against Property					Total
			Assault Offenses	Forcible Sex Offenses	Murder	Other Crimes Against Persons	Total	Burglary/ B&E	Larceny	Other Crimes Against Property	Total		
<u>Braxton County</u>	Sutton SP		1	0	0	0	1	0	0	0	0	1	
		Adult Female	66	1	1	0	68	7	10	24	41	109	
		Adult Male	36	0	0	0	36	10	24	18	52	88	
		Juvenile Female	5	3	0	2	10	0	0	0	0	10	
		Juvenile Male	3	0	0	0	3	0	0	0	0	3	
		Total	111	4	1	2	118	17	34	42	93	211	
	Total	131	4	1	2	138	27	48	58	133	271		
<u>Brooke County</u>	Brooke Co SO	Adult Female	21	4	0	0	25	13	12	25	50	75	
		Adult Male	12	0	2	0	14	20	25	21	66	80	
		Juvenile Female	1	0	0	2	3	0	0	0	0	3	
		Total	34	4	2	2	42	33	37	46	116	158	
	Follansbee PD	Adult Female	3	0	0	0	3	0	0	1	1	4	
		Adult Male	0	0	0	0	0	0	2	2	4	4	
		Total	3	0	0	0	3	0	2	3	5	8	
	Village of Beech Bottom PD	Adult Male	0	0	0	0	0	0	1	0	1	1	
		Total	0	0	0	0	0	0	1	0	1	1	
	Wellsburg PD	Adult Female	13	1	0	0	14	3	7	5	15	29	
		Adult Male	6	0	0	0	6	4	4	3	11	17	
		Juvenile Female	3	0	0	0	3	0	0	0	0	3	
		Total	22	1	0	0	23	7	11	8	26	49	

			Crimes Against Persons					Crimes Against Property				Total
			Assault Offenses	Forcible Sex Offenses	Murder	Other Crimes Against Persons	Total	Burglary/ B&E	Larceny	Other Crimes Against Property	Total	
<u>Brooke County</u>	Wellsburg SP	Adult Female	10	0	0	0	10	0	4	7	11	21
		Adult Male	2	0	0	0	2	1	5	7	13	15
		Juvenile Female	1	3	0	0	4	0	0	0	0	4
		Juvenile Male	1	0	0	0	1	0	0	0	0	1
		Total	14	3	0	0	17	1	9	14	24	41
	Total	73	8	2	2	85	41	60	71	172	257	
<u>Cabell County</u>	Barboursvill e PD	Adult Female	32	0	0	0	32	5	48	27	80	112
		Adult Male	21	0	0	0	21	4	34	17	55	76
		Juvenile Female	2	0	0	0	2	0	2	2	4	6
		Juvenile Male	2	0	0	0	2	0	0	0	0	2
		Total	57	0	0	0	57	9	84	46	139	196
	Cabell CO SO	Adult Female	101	1	0	0	102	82	176	123	381	483
		Adult Male	66	0	0	0	66	118	202	146	466	532
		Juvenile Female	8	1	0	1	10	0	3	1	4	14
		Juvenile Male	13	1	0	1	15	0	0	1	1	16
		Total	188	3	0	2	193	200	381	271	852	1,045
	Huntington SP	Adult Female	58	3	0	0	61	16	89	61	166	227
		Adult Male	69	1	0	0	70	23	121	55	199	269
		Juvenile Female	4	4	0	1	9	0	0	1	1	10
Juvenile Male		5	4	0	1	10	0	1	1	2	12	

		Crimes Against Persons					Crimes Against Property				Total	
		Assault Offenses	Forcible Sex Offenses	Murder	Other Crimes Against Persons	Total	Burglary/ B&E	Larceny	Other Crimes Against Property	Total		
<u>Cabell County</u>	Huntington PD	Total	136	12	0	2	150	39	211	118	368	518
	Marshall Univ Police	Adult Female	11	1	0	0	12	0	10	1	11	23
		Adult Male	3	0	0	0	3	0	8	3	11	14
		Total	14	1	0	0	15	0	18	4	22	37
	Milton PD		1	0	0	0	1	0	0	0	0	1
		Adult Female	22	0	0	0	22	7	16	6	29	51
		Adult Male	8	1	0	0	9	5	23	9	37	46
		Juvenile Female	2	0	0	0	2	0	0	0	0	2
		Juvenile Male	1	0	0	0	1	0	0	0	0	1
		Total	34	1	0	0	35	12	39	15	66	101
Total		429	17	0	4	450	260	733	454	1,447	1,897	
<u>Calhoun County</u>	Grantsville SP	Adult Female	23	0	0	1	24	6	5	16	27	51
		Adult Male	19	0	0	0	19	8	23	14	45	64
		Juvenile Female	1	3	0	0	4	0	0	0	0	4
		Juvenile Male	2	0	0	0	2	0	0	0	0	2
		Total	45	3	0	1	49	14	28	30	72	121
	Total		45	3	0	1	49	14	28	30	72	121
<u>Clay County</u>	Clay SP	Adult Female	29	1	0	0	30	12	20	13	45	75
		Adult Male	18	0	0	0	18	11	25	9	45	63
		Juvenile Female	2	2	0	0	4	0	0	0	0	4

			Crimes Against Persons					Crimes Against Property				Total
			Assault Offenses	Forcible Sex Offenses	Murder	Other Crimes Against Persons	Total	Burglary/ B&E	Larceny	Other Crimes Against Property	Total	
<u>Clay County</u>	Clay SP	Juvenile Male	1	0	0	0	1	0	2	0	2	3
		Total	50	3	0	0	53	23	47	22	92	145
	Total		50	3	0	0	53	23	47	22	92	145
<u>Doddridge County</u>	Doddridge Co SO	Adult Female	2	2	0	0	4	2	2	1	5	9
		Adult Male	4	0	0	0	4	1	5	2	8	12
		Juvenile Female	2	1	0	0	3	0	0	0	0	3
		Total	8	3	0	0	11	3	7	3	13	24
	West Union SP	Adult Female	12	3	0	0	15	5	5	11	21	36
		Adult Male	22	0	0	0	22	6	11	6	23	45
		Juvenile Female	1	0	0	0	1	0	0	1	1	2
		Juvenile Male	0	1	0	0	1	0	0	0	0	1
		Total	35	4	0	0	39	11	16	18	45	84
	Total		43	7	0	0	50	14	23	21	58	108
<u>Fayette County</u>	Fayette Co SO	Adult Female	129	3	4	2	138	40	66	63	169	307
		Adult Male	88	0	0	0	88	72	78	83	233	321
		Juvenile Female	13	9	1	0	23	0	0	0	0	23
		Juvenile Male	24	7	0	0	31	0	0	0	0	31
		Total	254	19	5	2	280	112	144	146	402	682
	Fayetteville PD	Adult Female	3	0	0	0	3	3	9	4	16	19
		Adult Male	2	0	0	0	2	2	17	4	23	25

		Crimes Against Persons					Crimes Against Property				Total	
		Assault Offenses	Forcible Sex Offenses	Murder	Other Crimes Against Persons	Total	Burglary/ B&E	Larceny	Other Crimes Against Property	Total		
<u>Fayette County</u>	Fayetteville PD	Total	5	0	0	0	5	5	26	8	39	44
	Gauley Bridge SP	Adult Female	18	0	0	0	18	3	11	17	31	49
		Adult Male	14	2	0	0	16	6	24	12	42	58
		Juvenile Female	1	1	0	0	2	0	0	0	0	2
		Juvenile Male	1	2	0	0	3	0	0	0	0	3
		Total	34	5	0	0	39	9	35	29	73	112
	Mount Hope PD	Adult Female	4	0	0	0	4	3	1	5	9	13
		Adult Male	2	0	0	0	2	1	2	2	5	7
		Juvenile Female	2	0	0	0	2	0	0	0	0	2
		Total	8	0	0	0	8	4	3	7	14	22
	Oak Hill PD	Adult Female	38	0	0	0	38	26	63	55	144	182
		Adult Male	26	1	1	0	28	18	62	47	127	155
		Juvenile Female	1	3	0	1	5	0	1	1	2	7
		Juvenile Male	1	2	0	0	3	0	0	0	0	3
		Total	66	6	1	1	74	44	126	103	273	347
	Oak Hill SP	Adult Female	30	1	0	1	32	10	29	28	67	99
		Adult Male	31	0	0	0	31	23	54	25	102	133
		Juvenile Female	4	2	0	1	7	0	0	1	1	8
		Juvenile Male	2	0	0	0	2	0	2	1	3	5
		Total	67	3	0	2	72	33	85	55	173	245

			Crimes Against Persons					Crimes Against Property				Total	
			Assault Offenses	Forcible Sex Offenses	Murder	Other Crimes Against Persons	Total	Burglary/ B&E	Larceny	Other Crimes Against Property	Total		
<u>Fayette County</u>	Turnpike - Fayette	Adult Male	0	0	0	0	0	0	1	0	1	1	
		Total	0	0	0	0	0	0	1	0	1	1	
	WVU Tech-Securi ty	Adult Female	0	0	0	0	0	0	0	1	1	2	2
		Adult Male	0	0	0	0	0	0	1	2	0	3	3
		Total	0	0	0	0	0	0	1	3	1	5	5
Total			434	33	6	5	478	208	423	349	980	1,458	
<u>Gilmer County</u>	DNR - 6 - Gilmer	Adult Male	1	0	0	0	1	0	0	0	0	1	
		Total	1	0	0	0	1	0	0	0	0	1	
	Glenville PD	Adult Female	7	0	0	0	7	1	0	0	0	1	8
		Adult Male	5	0	0	0	5	1	3	0	0	4	9
		Juvenile Female	2	0	0	0	2	0	0	0	0	0	2
		Total	14	0	0	0	14	2	3	0	0	5	19
	Glenville SP	Adult Female	29	4	0	0	33	4	6	8	0	18	51
		Adult Male	20	2	0	0	22	1	4	8	0	13	35
		Juvenile Female	1	0	0	0	1	0	0	0	0	0	1
		Total	50	6	0	0	56	5	10	16	0	31	87
Total			65	6	0	0	71	7	13	16	36	107	
<u>Grant County</u>	Grant Co SO		1	0	0	0	1	0	0	0	0	1	
		Adult Female	7	0	0	0	7	1	0	3	0	4	11
		Adult Male	3	0	0	0	3	5	2	2	0	9	12

			Crimes Against Persons					Crimes Against Property				Total
			Assault Offenses	Forcible Sex Offenses	Murder	Other Crimes Against Persons	Total	Burglary/ B&E	Larceny	Other Crimes Against Property	Total	
<u>Grant County</u>	Grant Co SO	Juvenile Female	1	0	0	0	1	0	0	0	0	1
		Total	12	0	0	0	12	6	2	5	13	25
	Petersburg SP	Adult Female	24	2	0	1	27	9	9	21	39	66
		Adult Male	23	0	0	0	23	11	8	9	28	51
		Juvenile Female	5	5	0	0	10	0	0	0	0	10
		Juvenile Male	9	0	0	0	9	0	0	0	0	9
		Total	61	7	0	1	69	20	17	30	67	136
Total	73	7	0	1	81	26	19	35	80	161		
<u>Greenbrier County</u>	Greenbrier Co SO	Adult Female	53	0	0	0	53	14	20	8	42	95
		Adult Male	12	0	0	0	12	19	43	10	72	84
		Juvenile Female	2	0	0	0	2	0	2	0	2	4
		Total	67	0	0	0	67	33	65	18	116	183
	Lewisburg PD	Adult Female	23	2	0	0	25	1	11	4	16	41
		Adult Male	11	0	0	0	11	0	7	3	10	21
		Juvenile Female	4	2	0	1	7	0	0	0	0	7
		Juvenile Male	1	1	0	0	2	0	0	0	0	2
		Total	39	5	0	1	45	1	18	7	26	71
	Lewisburg SP	Adult Female	25	1	0	0	26	10	14	31	55	81
		Adult Male	18	1	0	0	19	8	36	23	67	86
		Juvenile Female	1	1	0	0	2	0	0	0	0	2

			Crimes Against Persons					Crimes Against Property				Total
			Assault Offenses	Forcible Sex Offenses	Murder	Other Crimes Against Persons	Total	Burglary/ B&E	Larceny	Other Crimes Against Property	Total	
<u>Greenbrier County</u>	Lewisburg SP	Juvenile Male	1	1	0	0	2	0	0	0	0	2
		Total	45	4	0	0	49	18	50	54	122	171
	Rainelle SP		1	0	0	0	1	0	0	0	0	1
		Adult Female	14	1	0	0	15	4	6	15	25	40
		Adult Male	15	0	0	0	15	20	18	17	55	70
		Juvenile Female	2	1	0	0	3	1	0	0	1	4
		Juvenile Male	0	1	0	2	3	0	0	0	0	3
		Total	32	3	0	2	37	25	24	32	81	118
	Ronceverte PD	Adult Female	20	2	0	0	22	2	12	3	17	39
		Adult Male	9	0	0	0	9	2	12	4	18	27
		Juvenile Female	1	1	0	0	2	0	0	0	0	2
		Juvenile Male	3	0	0	0	3	0	0	0	0	3
		Total	33	3	0	0	36	4	24	7	35	71
	White Sulphur Springs PD	Adult Female	11	1	0	0	12	1	0	2	3	15
		Adult Male	7	0	0	0	7	0	0	1	1	8
		Juvenile Male	3	0	0	0	3	0	0	0	0	3
		Total	21	1	0	0	22	1	0	3	4	26
Total			237	16	0	3	256	82	181	121	384	640
<u>Hampshire County</u>	Hampshire Co SO		0	1	0	0	1	2	0	2	4	5
		Adult Female	28	0	0	0	28	7	12	12	31	59

			Crimes Against Persons					Crimes Against Property				Total	
			Assault Offenses	Forcible Sex Offenses	Murder	Other Crimes Against Persons	Total	Burglary/ B&E	Larceny	Other Crimes Against Property	Total		
<u>Hampshire County</u>	Hampshire Co SO	Adult Male	27	0	0	0	27	26	26	23	75	102	
		Juvenile Female	3	0	0	0	3	0	0	0	0	3	
		Juvenile Male	1	0	0	0	1	0	0	1	1	2	
		Total	59	1	0	0	60	35	38	38	111	171	
	Romney PD	Adult Female	0	0	0	0	0	2	0	0	2	2	
		Adult Male	0	0	0	0	0	3	0	0	3	3	
		Total	0	0	0	0	0	5	0	0	5	5	
	Romney SP	Adult Female	26	1	0	0	27	4	18	31	53	80	
		Adult Male	44	2	0	0	46	18	48	34	100	146	
		Juvenile Female	5	3	0	2	10	0	0	0	0	10	
		Juvenile Male	5	1	0	1	7	0	0	2	2	9	
		Total	80	7	0	3	90	22	66	67	155	245	
	Total			139	8	0	3	150	62	104	105	271	421
	<u>Hancock County</u>	Chester PD	Adult Female	6	1	0	0	7	2	1	1	4	11
Adult Male			3	0	0	0	3	4	5	2	11	14	
Juvenile Female			0	0	0	1	1	0	0	0	0	1	
Juvenile Male			1	0	0	0	1	0	0	0	0	1	
Total			10	1	0	1	12	6	6	3	15	27	
Hancock Co SO		Adult Female	30	1	0	0	31	7	8	10	25	56	
		Adult Male	26	0	0	0	26	11	16	11	38	64	

			Crimes Against Persons					Crimes Against Property					Total
			Assault Offenses	Forcible Sex Offenses	Murder	Other Crimes Against Persons	Total	Burglary/ B&E	Larceny	Other Crimes Against Property	Total		
<u>Hancock County</u>	Hancock Co SO	Juvenile Female	2	0	0	1	3	0	0	0	0	3	
		Juvenile Male	7	1	0	0	8	0	0	0	0	8	
		Total	65	2	0	1	68	18	24	21	63	131	
	New Cumberland SP	Adult Female	5	0	0	0	5	0	5	8	13	18	
		Adult Male	1	0	0	0	1	0	6	10	16	17	
		Juvenile Female	0	3	0	0	3	0	0	0	0	3	
		Juvenile Male	3	2	0	0	5	0	0	0	0	5	
		Total	9	5	0	0	14	0	11	18	29	43	
	Weirton PD		0	0	0	0	0	0	0	1	1	1	
		Adult Female	42	2	0	1	45	15	34	55	104	149	
		Adult Male	39	0	0	0	39	23	34	40	97	136	
		Juvenile Female	2	0	0	1	3	0	2	0	2	5	
		Juvenile Male	13	0	0	0	13	0	0	0	0	13	
		Total	96	2	0	2	100	38	70	96	204	304	
	Total			180	10	0	4	194	62	111	138	311	505
<u>Hardy County</u>	Hardy Co SO	Adult Female	6	0	0	0	6	1	2	1	4	10	
		Adult Male	4	0	0	0	4	2	2	2	6	10	
		Total	10	0	0	0	10	3	4	3	10	20	
	Moorefield PD	Adult Female	14	0	0	0	14	1	3	5	9	23	
		Adult Male	16	0	0	0	16	1	3	5	9	25	

			Crimes Against Persons					Crimes Against Property				Total	
			Assault Offenses	Forcible Sex Offenses	Murder	Other Crimes Against Persons	Total	Burglary/ B&E	Larceny	Other Crimes Against Property	Total		
<u>Hardy</u> <u>County</u>	Moorefield PD	Juvenile Female	2	0	0	0	2	0	1	0	1	3	
		Juvenile Male	1	0	0	0	1	0	0	0	0	1	
		Total	33	0	0	0	33	2	7	10	19	52	
	Moorefield SP	Adult Female	36	0	0	0	36	9	7	15	31	67	
		Adult Male	44	0	0	0	44	18	9	19	46	90	
		Juvenile Female	1	5	0	0	6	0	0	1	1	7	
		Juvenile Male	5	2	0	0	7	0	0	0	0	7	
		Total	86	7	0	0	93	27	16	35	78	171	
	Total			129	7	0	0	136	32	27	48	107	243
	<u>Harrison</u> <u>County</u>	Bridgeport PD	Adult Female	47	2	0	0	49	7	38	28	73	122
Adult Male			30	0	0	0	30	8	54	40	102	132	
Juvenile Female			10	0	0	0	10	0	0	0	0	10	
Juvenile Male			11	1	0	0	12	0	1	0	1	13	
Total			98	3	0	0	101	15	93	68	176	277	
Bridgeport SP		Adult Female	31	0	0	0	31	13	35	30	78	109	
		Adult Male	15	0	0	0	15	22	54	37	113	128	
		Juvenile Female	2	3	0	0	5	0	0	0	0	5	
		Juvenile Male	1	0	0	0	1	0	0	0	0	1	
		Total	49	3	0	0	52	35	89	67	191	243	
Harrison Co	Adult Female	93	3	1	1	98	26	41	46	113	211		

			Crimes Against Persons					Crimes Against Property				Total
			Assault Offenses	Forcible Sex Offenses	Murder	Other Crimes Against Persons	Total	Burglary/ B&E	Larceny	Other Crimes Against Property	Total	
<u>Harrison County</u>	Harrison Co SO	Adult Male	64	2	4	0	70	43	77	62	182	252
		Juvenile Female	2	6	0	0	8	0	1	2	3	11
		Juvenile Male	6	2	0	0	8	0	0	2	2	10
		Total	165	13	5	1	184	69	119	112	300	484
	Shinnston PD	Adult Female	11	0	0	0	11	4	9	13	26	37
		Adult Male	5	0	0	0	5	1	10	2	13	18
		Juvenile Female	1	0	0	0	1	0	0	0	0	1
		Juvenile Male	2	0	0	0	2	0	0	0	0	2
		Total	19	0	0	0	19	5	19	15	39	58
	Total			331	19	5	1	356	124	320	262	706
<u>Jackson County</u>	Jackson Co SO	Adult Female	27	0	0	0	27	7	13	9	29	56
		Adult Male	16	0	0	0	16	12	37	13	62	78
		Juvenile Female	3	5	0	0	8	0	1	0	1	9
		Juvenile Male	0	0	0	1	1	0	0	1	1	2
		Total	46	5	0	1	52	19	51	23	93	145
	Ripley PD	Adult Female	7	0	0	0	7	0	1	0	1	8
		Adult Male	2	0	0	0	2	0	3	1	4	6
		Juvenile Female	1	0	0	0	1	0	0	0	0	1
		Total	10	0	0	0	10	0	4	1	5	15
	Ripley SP	Adult Female	37	1	0	1	39	11	20	40	71	110

			Crimes Against Persons					Crimes Against Property				Total
			Assault Offenses	Forcible Sex Offenses	Murder	Other Crimes Against Persons	Total	Burglary/ B&E	Larceny	Other Crimes Against Property	Total	
<u>Jackson County</u>	Ripley SP	Adult Male	32	0	0	0	32	5	23	24	52	84
		Juvenile Female	5	1	0	0	6	0	0	0	0	6
		Juvenile Male	0	4	0	0	4	0	0	0	0	4
		Total	74	6	0	1	81	16	43	64	123	204
	Total	130	11	0	2	143	35	98	88	221	364	
<u>Jefferson County</u>	Charles Town PD	Adult Female	12	1	0	0	13	4	29	18	51	64
		Adult Male	7	0	0	0	7	5	28	19	52	59
		Juvenile Female	6	0	0	0	6	0	0	1	1	7
		Juvenile Male	2	0	0	0	2	0	1	0	1	3
		Total	27	1	0	0	28	9	58	38	105	133
	Jefferson Co SO	Adult Female	40	2	1	0	43	23	99	66	188	231
		Adult Male	32	0	0	1	33	48	109	49	206	239
		Juvenile Female	5	1	0	1	7	0	0	0	0	7
		Juvenile Male	8	1	0	0	9	1	0	1	2	11
		Total	85	4	1	2	92	72	208	116	396	488
	Kearneysville SP	Adult Female	67	1	0	2	70	24	38	56	118	188
		Adult Male	45	0	0	1	46	41	54	61	156	202
		Juvenile Female	10	3	0	0	13	0	1	1	2	15
		Juvenile Male	9	1	0	0	10	0	0	0	0	10
Total		131	5	0	3	139	65	93	118	276	415	

			Crimes Against Persons					Crimes Against Property				Total
			Assault Offenses	Forcible Sex Offenses	Murder	Other Crimes Against Persons	Total	Burglary/ B&E	Larceny	Other Crimes Against Property	Total	
<u>Jefferson County</u>	Ranson PD	Adult Female	0	0	0	0	0	0	0	1	1	1
		Total	0	0	0	0	0	0	0	1	1	1
	Shepherd University	Adult Female	0	2	0	0	2	0	4	2	6	8
		Adult Male	2	0	0	0	2	0	3	2	5	7
		Total	2	2	0	0	4	0	7	4	11	15
	Total			245	12	1	5	263	146	366	277	789
<u>Kanawha County</u>	Cedar Grove PD	Adult Female	9	0	0	0	9	1	6	1	8	17
		Adult Male	6	0	0	0	6	1	3	4	8	14
		Juvenile Female	1	0	0	0	1	0	0	0	0	1
		Juvenile Male	3	0	0	0	3	0	0	0	0	3
		Total	19	0	0	0	19	2	9	5	16	35
	Charleston PD		3	0	0	0	3	1	1	2	4	7
		Adult Female	878	34	3	8	923	294	704	544	1,542	2,465
		Adult Male	672	6	7	3	688	352	715	526	1,593	2,281
		Juvenile Female	104	32	0	7	143	7	9	5	21	164
		Juvenile Male	109	8	0	8	125	3	8	8	19	144
		Total	1,766	80	10	26	1,882	657	1,437	1,085	3,179	5,061
	Dunbar PD		1	0	0	0	1	0	1	0	1	2
		Adult Female	64	1	0	0	65	21	52	43	116	181
		Adult Male	52	1	0	0	53	33	59	44	136	189

			Crimes Against Persons					Crimes Against Property					Total
			Assault Offenses	Forcible Sex Offenses	Murder	Other Crimes Against Persons	Total	Burglary/ B&E	Larceny	Other Crimes Against Property	Total		
<u>Kanawha</u> <u>County</u>	Dunbar PD	Juvenile Female	6	1	0	0	7	0	1	2	3	10	
		Juvenile Male	9	1	0	0	10	0	1	2	3	13	
		Total	132	4	0	0	136	54	114	91	259	395	
	Glasgow PD	Adult Female	7	0	0	0	7	1	5	4	10	17	
		Adult Male	4	0	0	0	4	4	10	5	19	23	
		Juvenile Female	1	0	0	0	1	0	0	0	0	1	
		Total	12	0	0	0	12	5	15	9	29	41	
	ICAC Unit	Adult Female	1	1	0	0	2	0	0	0	0	2	
		Adult Male	1	2	0	0	3	0	0	0	0	3	
		Juvenile Female	8	19	0	4	31	0	0	0	0	31	
		Juvenile Male	11	19	0	1	31	0	0	0	0	31	
		Total	21	41	0	5	67	0	0	0	0	67	
	Kanawha Co Parks	Adult Female	0	0	0	0	0	0	1	0	1	1	
		Total	0	0	0	0	0	0	1	0	1	1	
	Kanawha Co SO		0	1	0	0	1	0	1	1	2	3	
		Adult Female	699	20	3	9	731	181	319	290	790	1,521	
		Adult Male	373	1	3	1	378	319	500	346	1,165	1,543	
		Juvenile Female	51	33	0	5	89	0	1	1	2	91	
Juvenile Male		58	8	1	1	68	1	5	3	9	77		
Total		1,181	63	7	16	1,267	501	826	641	1,968	3,235		

			Crimes Against Persons					Crimes Against Property				Total
			Assault Offenses	Forcible Sex Offenses	Murder	Other Crimes Against Persons	Total	Burglary/ B&E	Larceny	Other Crimes Against Property	Total	
<u>Kanawha</u> <u>County</u>	Marmet PD	Adult Female	0	0	0	0	0	1	6	2	9	9
		Adult Male	0	0	0	0	0	4	8	0	12	12
		Total	0	0	0	0	0	5	14	2	21	21
	Nitro PD	Adult Female	16	0	0	0	16	18	38	25	81	97
		Adult Male	13	0	0	1	14	31	52	28	111	125
		Juvenile Female	1	2	0	0	3	0	2	0	2	5
		Juvenile Male	1	0	0	0	1	0	0	2	2	3
		Total	31	2	0	1	34	49	92	55	196	230
	Quincy SP	Adult Female	36	0	0	0	36	12	35	29	76	112
		Adult Male	10	0	0	0	10	8	46	24	78	88
		Juvenile Female	1	2	0	0	3	0	0	1	1	4
		Juvenile Male	3	0	0	0	3	0	0	0	0	3
		Total	50	2	0	0	52	20	81	54	155	207
	So Charleston SP	Adult Female	95	2	0	0	97	15	102	87	204	301
		Adult Male	42	1	0	0	43	30	143	73	246	289
		Juvenile Female	4	8	0	3	15	0	0	0	0	15
		Juvenile Male	10	1	0	0	11	0	0	2	2	13
		Total	151	12	0	3	166	45	245	162	452	618
	South Charleston PD		0	0	0	0	0	0	0	1	1	1
		Adult Female	220	4	0	7	231	45	134	108	287	518

		Crimes Against Persons					Crimes Against Property				Total	
		Assault Offenses	Forcible Sex Offenses	Murder	Other Crimes Against Persons	Total	Burglary/ B&E	Larceny	Other Crimes Against Property	Total		
<u>Kanawha</u> <u>County</u>	South Charleston PD	Adult Male	138	0	0	1	139	59	163	139	361	500
		Juvenile Female	40	2	0	1	43	2	3	2	7	50
		Juvenile Male	25	1	0	0	26	1	1	0	2	28
		Total	423	7	0	9	439	107	301	250	658	1,097
	St Albans PD		0	0	0	0	0	1	0	0	1	1
		Adult Female	41	3	0	1	45	27	60	49	136	181
		Adult Male	41	0	1	0	42	26	79	42	147	189
		Juvenile Female	7	3	0	0	10	2	0	3	5	15
		Juvenile Male	5	1	0	0	6	0	0	1	1	7
		Total	94	7	1	1	103	56	139	95	290	393
	Turnpike - Kanawha	Adult Female	2	0	0	0	2	0	0	4	4	6
		Adult Male	1	0	0	0	1	0	1	1	2	3
		Total	3	0	0	0	3	0	1	5	6	9
	WV State University	Adult Female	6	1	0	0	7	1	3	4	8	15
		Adult Male	2	0	0	0	2	1	5	6	12	14
		Juvenile Female	0	0	0	0	0	0	1	0	1	1
		Total	8	1	0	0	9	2	9	10	21	30
	Total		3,891	219	18	61	4,189	1,503	3,284	2,464	7,251	11,440
	<u>Lewis</u> <u>County</u>	Lewis Co SO	Juvenile Female	1	0	0	0	1	0	0	0	0
Juvenile Male			3	1	0	0	4	0	0	0	0	4

		Crimes Against Persons					Crimes Against Property				Total		
		Assault Offenses	Forcible Sex Offenses	Murder	Other Crimes Against Persons	Total	Burglary/ B&E	Larceny	Other Crimes Against Property	Total			
<u>Lewis County</u>	Lewis Co CC	Total	4	1	0	0	5	0	0	0	0	5	
	Weston PD	Adult Female	15	0	0	0	15	0	0	0	0	0	15
		Adult Male	8	0	0	0	8	0	1	0	1	0	9
		Total	23	0	0	0	23	0	1	0	1	0	24
	Weston SP	Adult Female	32	3	0	0	35	4	11	14	29	0	64
		Adult Male	21	0	0	0	21	10	15	25	50	0	71
		Juvenile Female	1	4	0	0	5	0	0	0	0	0	5
		Juvenile Male	2	1	0	0	3	0	0	1	1	0	4
		Total	56	8	0	0	64	14	26	40	80	0	144
	Total		83	9	0	0	92	14	27	40	81	0	173
<u>Lincoln County</u>	Hamlin PD	Adult Female	1	0	0	0	1	1	0	0	1	0	2
		Adult Male	5	0	0	0	5	1	3	3	7	0	12
		Total	6	0	0	0	6	2	3	3	8	0	14
	Hamlin SP	Adult Female	82	3	0	1	86	30	63	56	149	0	235
		Adult Male	48	1	0	0	49	44	107	61	212	0	261
		Juvenile Female	5	12	0	1	18	0	0	0	0	0	18
		Juvenile Male	12	2	0	1	15	0	1	0	1	0	16
		Total	147	18	0	3	168	74	171	117	362	0	530
	Total		153	18	0	3	174	76	174	120	370	0	544
	<u>Logan</u>	Chapmanvil	Adult Female	18	0	0	0	18	2	6	3	11	0

			Crimes Against Persons					Crimes Against Property				Total
			Assault Offenses	Forcible Sex Offenses	Murder	Other Crimes Against Persons	Total	Burglary/B&E	Larceny	Other Crimes Against Property	Total	
<u>Logan County</u>	Chapmanville PD	Adult Male	1	0	0	0	1	2	8	5	15	16
		Juvenile Male	0	0	0	0	0	0	0	1	1	1
		Total	19	0	0	0	19	4	14	9	27	46
	Logan Co SO		2	0	0	0	2	0	0	2	2	4
		Adult Female	63	0	0	0	63	8	20	18	46	109
		Adult Male	48	0	1	0	49	6	27	26	59	108
		Juvenile Female	2	0	0	0	2	0	0	0	0	2
		Total	115	0	1	0	116	14	47	46	107	223
	Logan SP	Adult Female	149	3	0	0	152	51	100	72	223	375
		Adult Male	115	1	0	1	117	41	138	84	263	380
		Juvenile Female	7	4	0	4	15	0	2	2	4	19
		Juvenile Male	11	1	0	1	13	0	0	0	0	13
		Total	282	9	0	6	297	92	240	158	490	787
Total			416	9	1	6	432	110	301	213	624	1,056
<u>Marion County</u>	Fairmont Campus Police	Adult Female	3	1	0	0	4	1	13	6	20	24
		Adult Male	0	0	0	0	0	1	10	2	13	13
		Total	3	1	0	0	4	2	23	8	33	37
	Fairmont PD		2	0	0	0	2	0	1	0	1	3
		Adult Female	62	8	0	0	70	37	65	60	162	232
		Adult Male	59	0	0	0	59	52	68	77	197	256

			Crimes Against Persons					Crimes Against Property				Total
			Assault Offenses	Forcible Sex Offenses	Murder	Other Crimes Against Persons	Total	Burglary/ B&E	Larceny	Other Crimes Against Property	Total	
<u>Marion</u> <u>County</u>	Fairmont PD	Juvenile Female	16	3	0	3	22	0	0	1	1	23
		Juvenile Male	13	1	0	0	14	1	4	1	6	20
		Total	152	12	0	3	167	90	138	139	367	534
	Fairmont SP	Adult Female	22	1	0	0	23	11	15	28	54	77
		Adult Male	10	0	0	0	10	15	32	28	75	85
		Juvenile Female	5	2	0	0	7	0	0	0	0	7
		Juvenile Male	2	0	0	0	2	0	0	0	0	2
		Total	39	3	0	0	42	26	47	56	129	171
	Marion Co SO	Adult Female	35	1	0	0	36	10	13	10	33	69
		Adult Male	28	0	1	0	29	18	14	25	57	86
		Juvenile Female	4	3	0	0	7	0	0	0	0	7
		Juvenile Male	5	1	0	0	6	0	1	0	1	7
		Total	72	5	1	0	78	28	28	35	91	169
	White Hall PD	Adult Female	1	0	0	0	1	0	0	0	0	1
		Adult Male	0	0	0	0	0	0	0	1	1	1
Total		1	0	0	0	1	0	0	1	1	2	
Total			267	21	1	3	292	146	236	239	621	913
<u>Marshall</u> <u>County</u>	Benwood PD	Adult Female	2	0	0	0	2	0	0	0	0	2
		Adult Male	1	0	0	0	1	0	0	0	0	1
		Juvenile Male	1	0	0	0	1	0	0	0	0	1

		Crimes Against Persons					Crimes Against Property				Total	
		Assault Offenses	Forcible Sex Offenses	Murder	Other Crimes Against Persons	Total	Burglary/ B&E	Larceny	Other Crimes Against Property	Total		
<u>Marshall County</u>	Benwood PD	Total	4	0	0	0	4	0	0	0	0	4
	Glen Dale PD	Adult Female	0	0	0	0	0	0	5	2	7	7
		Adult Male	3	0	0	0	3	1	6	3	10	13
		Juvenile Female	2	0	0	0	2	0	0	0	0	2
		Juvenile Male	1	0	0	0	1	0	0	0	0	1
		Total	6	0	0	0	6	1	11	5	17	23
	Marshall Co SO	Adult Female	60	0	0	0	60	19	33	41	93	153
		Adult Male	56	0	0	0	56	30	50	40	120	176
		Juvenile Female	9	4	0	0	13	0	1	0	1	14
		Juvenile Male	10	0	0	0	10	0	2	0	2	12
		Total	135	4	0	0	139	49	86	81	216	355
	Mc Mechen PD	Adult Female	3	0	0	0	3	0	0	1	1	4
		Adult Male	0	0	0	0	0	0	1	0	1	1
		Total	3	0	0	0	3	0	1	1	2	5
	Moundsville PD	Adult Female	59	1	0	0	60	23	48	66	137	197
		Adult Male	52	0	0	0	52	32	69	75	176	228
		Juvenile Female	8	6	0	4	18	1	0	1	2	20
		Juvenile Male	14	0	0	0	14	0	0	1	1	15
		Total	133	7	0	4	144	56	117	143	316	460
	Moundsville	Adult Female	17	0	0	0	17	2	7	6	15	32

			Crimes Against Persons					Crimes Against Property				Total
			Assault Offenses	Forcible Sex Offenses	Murder	Other Crimes Against Persons	Total	Burglary/ B&E	Larceny	Other Crimes Against Property	Total	
<u>Marshall County</u>	Moundsville SP	Adult Male	14	1	0	0	15	1	6	1	8	23
		Juvenile Female	0	1	0	1	2	0	0	0	0	2
		Juvenile Male	3	0	0	0	3	0	0	0	0	3
		Total	34	2	0	1	37	3	13	7	23	60
	Total	315	13	0	5	333	109	228	237	574	907	
<u>Mason County</u>	Mason Co SO	Adult Female	18	0	0	1	19	0	50	10	60	79
		Adult Male	10	1	0	0	11	0	94	17	111	122
		Juvenile Female	1	1	0	0	2	0	1	0	1	3
		Juvenile Male	5	0	0	0	5	0	1	0	1	6
		Total	34	2	0	1	37	0	146	27	173	210
	Mason PD	Adult Female	2	0	0	0	2	0	1	0	1	3
		Adult Male	0	0	0	0	0	1	1	0	2	2
		Total	2	0	0	0	2	1	2	0	3	5
	Point Pleasant PD	Adult Female	26	0	0	0	26	8	33	17	58	84
		Adult Male	20	0	0	0	20	10	28	23	61	81
		Juvenile Female	0	0	0	0	0	0	1	0	1	1
		Juvenile Male	2	0	0	0	2	0	0	0	0	2
		Total	48	0	0	0	48	18	62	40	120	168
	Point Pleasant SP	Adult Female	33	0	0	0	33	16	18	18	52	85
		Adult Male	16	0	0	0	16	20	30	22	72	88

			Crimes Against Persons					Crimes Against Property					Total
			Assault Offenses	Forcible Sex Offenses	Murder	Other Crimes Against Persons	Total	Burglary/ B&E	Larceny	Other Crimes Against Property	Total		
<u>Mason County</u>	Point Pleasant SP	Juvenile Female	1	0	0	1	2	0	0	0	0	2	
		Juvenile Male	5	0	0	0	5	0	1	0	1	6	
		Total	55	0	0	1	56	36	49	40	125	181	
	Total		139	2	0	2	143	55	259	107	421	564	
<u>McDowell County</u>	McDowell Co SO	Adult Female	65	1	0	0	66	7	11	19	37	103	
		Adult Male	43	0	1	0	44	11	21	15	47	91	
		Juvenile Female	5	0	0	1	6	0	0	0	0	6	
		Juvenile Male	2	0	0	0	2	0	0	0	0	2	
		Total	115	1	1	1	118	18	32	34	84	202	
	Welch PD	Adult Female	2	1	0	0	3	0	1	0	1	4	
		Adult Male	2	0	0	0	2	0	0	0	0	2	
		Total	4	1	0	0	5	0	1	0	1	6	
	Welch SP	Adult Female	96	4	0	1	101	23	27	23	73	174	
		Adult Male	48	4	2	0	54	20	31	21	72	126	
		Juvenile Female	6	0	0	0	6	0	0	0	0	6	
		Juvenile Male	8	2	0	1	11	0	0	0	0	11	
		Total	158	10	2	2	172	43	58	44	145	317	
	Total		277	12	3	3	295	61	91	78	230	525	
	<u>Mercer County</u>	Bluefield PD	Adult Female	135	3	2	0	140	20	82	60	162	302
Adult Male			65	0	0	0	65	24	69	37	130	195	

			Crimes Against Persons					Crimes Against Property				Total	
			Assault Offenses	Forcible Sex Offenses	Murder	Other Crimes Against Persons	Total	Burglary/ B&E	Larceny	Other Crimes Against Property	Total		
<u>Mercer</u> County	Bluefield PD	Juvenile Female	14	5	0	0	19	0	2	0	2	21	
		Juvenile Male	20	1	0	0	21	0	0	0	0	21	
		Total	234	9	2	0	245	44	153	97	294	539	
	Mercer Co SO	Adult Female	0	0	0	0	0	0	0	1	1	1	
		Total	0	0	0	0	0	0	0	1	1	1	
	Princeton PD	Adult Female	93	2	0	4	99	24	67	58	149	248	
		Adult Male	52	0	2	0	54	37	70	55	162	216	
		Juvenile Female	8	0	0	1	9	0	0	0	0	9	
		Juvenile Male	7	0	0	0	7	1	0	3	4	11	
		Total	160	2	2	5	169	62	137	116	315	484	
	Princeton SP		0	0	0	0	0	0	1	0	1	1	
		Adult Female	125	1	0	2	128	38	82	89	209	337	
		Adult Male	144	1	1	0	146	48	147	86	281	427	
		Juvenile Female	7	5	0	0	12	0	1	0	1	13	
		Juvenile Male	9	0	0	0	9	0	2	0	2	11	
		Total	285	7	1	2	295	86	233	175	494	789	
	Turnpike - Mercer	Adult Female	0	0	0	0	0	0	0	1	1	1	
		Total	0	0	0	0	0	0	0	1	1	1	
	Total			679	18	5	7	709	192	523	390	1,105	1,814
	<u>Mineral</u>	Keyser PD	Adult Female	21	0	0	1	22	3	35	9	47	69

			Crimes Against Persons					Crimes Against Property				Total
			Assault Offenses	Forcible Sex Offenses	Murder	Other Crimes Against Persons	Total	Burglary/ B&E	Larceny	Other Crimes Against Property	Total	
<u>Mineral County</u>	Keyser PD	Adult Male	28	0	0	0	28	20	27	10	57	85
		Juvenile Female	2	2	0	0	4	0	0	0	0	4
		Juvenile Male	2	0	0	0	2	0	1	0	1	3
		Total	53	2	0	1	56	23	63	19	105	161
	Keyser SP	Adult Female	56	0	0	1	57	27	48	63	138	195
		Adult Male	55	0	0	0	55	42	64	80	186	241
		Juvenile Female	6	1	0	0	7	0	0	1	1	8
		Juvenile Male	9	0	0	0	9	1	1	1	3	12
		Total	126	1	0	1	128	70	113	145	328	456
	Mineral Co SO	Adult Female	75	0	1	0	76	4	9	8	21	97
		Adult Male	34	1	0	0	35	10	16	13	39	74
		Juvenile Female	3	2	0	3	8	0	0	2	2	10
		Juvenile Male	3	0	0	0	3	0	2	0	2	5
		Total	115	3	1	3	122	14	27	23	64	186
	Potomac State College	Adult Female	3	0	0	0	3	0	0	2	2	5
		Adult Male	2	0	0	0	2	1	2	2	5	7
		Total	5	0	0	0	5	1	2	4	7	12
Total			299	6	1	5	311	108	205	191	504	815
<u>Mingo County</u>	Mingo Co SO	Adult Female	48	0	0	0	48	1	1	8	10	58
		Adult Male	27	0	0	0	27	1	6	2	9	36

			Crimes Against Persons					Crimes Against Property				Total
			Assault Offenses	Forcible Sex Offenses	Murder	Other Crimes Against Persons	Total	Burglary/ B&E	Larceny	Other Crimes Against Property	Total	
<u>Mingo County</u>	Mingo Co SO	Juvenile Female	2	0	0	0	2	0	0	0	0	2
		Juvenile Male	4	0	0	0	4	0	0	1	1	5
		Total	81	0	0	0	81	2	7	11	20	101
	Williamson PD	Adult Female	36	1	0	0	37	2	14	13	29	66
		Adult Male	30	0	0	0	30	5	19	14	38	68
		Juvenile Female	4	3	0	0	7	0	0	1	1	8
		Juvenile Male	2	0	0	0	2	0	0	0	0	2
		Total	72	4	0	0	76	7	33	28	68	144
	Williamson SP	Adult Female	106	2	0	0	108	20	48	38	106	214
		Adult Male	109	0	2	0	111	23	68	43	134	245
		Juvenile Female	5	6	0	1	12	0	1	1	2	14
		Juvenile Male	8	1	0	2	11	0	0	1	1	12
		Total	228	9	2	3	242	43	117	83	243	485
	Total			381	13	2	3	399	52	157	122	331
<u>Monongalia County</u>	Granville PD	Adult Female	10	0	0	0	10	1	16	14	31	41
		Adult Male	9	0	0	0	9	3	4	11	18	27
		Juvenile Male	1	0	0	0	1	0	1	0	1	2
		Total	20	0	0	0	20	4	21	25	50	70
	Monongalia Co SO		0	0	0	0	0	0	0	1	1	1
		Adult Female	25	1	0	0	26	17	59	29	105	131

			Crimes Against Persons					Crimes Against Property				Total
			Assault Offenses	Forcible Sex Offenses	Murder	Other Crimes Against Persons	Total	Burglary/ B&E	Larceny	Other Crimes Against Property	Total	
<u>Monongalia County</u>	Monongalia Co SO	Adult Male	25	0	1	0	26	33	74	38	145	171
		Juvenile Female	7	3	0	0	10	0	0	1	1	11
		Juvenile Male	2	0	0	0	2	1	1	1	3	5
		Total	59	4	1	0	64	51	134	70	255	319
	Morgantown PD		4	0	0	0	4	1	0	2	3	7
		Adult Female	102	16	0	2	120	58	191	132	381	501
		Adult Male	167	0	2	0	169	120	188	205	513	682
		Juvenile Female	6	5	0	0	11	0	2	0	2	13
		Juvenile Male	8	0	0	0	8	0	2	2	4	12
		Total	287	21	2	2	312	179	383	341	903	1,215
	Morgantown SP		0	0	0	0	0	0	1	0	1	1
		Adult Female	78	6	1	1	86	31	110	81	222	308
		Adult Male	58	0	1	0	59	53	128	88	269	328
		Juvenile Female	4	7	0	0	11	0	1	1	2	13
		Juvenile Male	8	2	0	0	10	0	1	2	3	13
		Total	148	15	2	1	166	84	241	172	497	663
	WV University - Police	Adult Female	17	4	0	0	21	3	38	5	46	67
		Adult Male	18	0	0	0	18	1	60	8	69	87
		Juvenile Female	0	1	0	0	1	0	0	0	0	1
		Total	35	5	0	0	40	4	98	13	115	155

			Crimes Against Persons				Crimes Against Property				Total	
			Assault Offenses	Forcible Sex Offenses	Murder	Other Crimes Against Persons	Total	Burglary/ B&E	Larceny	Other Crimes Against Property		Total
<u>Monongalia</u>	Total		549	45	5	3	602	322	877	621	1,820	2,422
<u>Monroe County</u>	Alderson PD	Adult Female	1	0	0	0	1	0	0	0	0	1
		Adult Male	1	0	0	0	1	0	0	0	0	1
		Total	2	0	0	0	2	0	0	0	0	2
	Monroe Co SO	Adult Female	22	0	0	0	22	4	12	8	24	46
		Adult Male	5	0	0	0	5	5	19	5	29	34
		Juvenile Female	1	0	0	1	2	0	0	0	0	2
		Juvenile Male	1	0	0	0	1	0	0	0	0	1
		Total	29	0	0	1	30	9	31	13	53	83
	Union SP	Adult Female	24	0	0	0	24	3	8	6	17	41
		Adult Male	13	0	0	0	13	13	31	14	58	71
		Juvenile Female	1	0	0	0	1	0	0	0	0	1
		Juvenile Male	2	0	0	0	2	0	0	0	0	2
		Total	40	0	0	0	40	16	39	20	75	115
	Total		71	0	0	1	72	25	70	33	128	200
	<u>Morgan County</u>	Berkeley Springs SP	Adult Female	33	2	0	0	35	10	25	27	62
Adult Male			30	0	0	0	30	21	40	32	93	123
Juvenile Female			3	2	0	0	5	0	0	1	1	6
Juvenile Male			5	0	0	0	5	0	0	1	1	6
Total			71	4	0	0	75	31	65	61	157	232

			Crimes Against Persons					Crimes Against Property				Total
			Assault Offenses	Forcible Sex Offenses	Murder	Other Crimes Against Persons	Total	Burglary/ B&E	Larceny	Other Crimes Against Property	Total	
<u>Morgan County</u>	Morgan Co SO	Adult Female	28	2	0	3	33	5	5	10	20	53
		Adult Male	17	0	2	0	19	11	16	8	35	54
		Juvenile Female	5	1	0	0	6	0	0	0	0	6
		Juvenile Male	5	0	0	0	5	0	0	0	0	5
		Total	55	3	2	3	63	16	21	18	55	118
	Total	126	7	2	3	138	47	86	79	212	350	
<u>Nicholas County</u>	Nicholas Co SO	Adult Female	109	3	0	0	112	26	45	25	96	208
		Adult Male	99	0	2	0	101	33	50	46	129	230
		Juvenile Female	9	6	0	0	15	0	1	0	1	16
		Juvenile Male	7	6	0	0	13	0	0	0	0	13
		Total	224	15	2	0	241	59	96	71	226	467
	Richwood SP	Adult Female	9	1	0	0	10	1	6	11	18	28
		Adult Male	7	0	0	0	7	3	5	10	18	25
		Juvenile Female	3	1	0	0	4	0	0	0	0	4
		Juvenile Male	0	1	0	0	1	0	1	0	1	2
		Total	19	3	0	0	22	4	12	21	37	59
	Summersvill e PD	Adult Female	11	0	0	0	11	1	11	4	16	27
		Adult Male	8	0	0	0	8	1	8	4	13	21
		Juvenile Male	1	0	0	0	1	0	0	0	0	1
		Total	20	0	0	0	20	2	19	8	29	49

			Crimes Against Persons					Crimes Against Property				Total
			Assault Offenses	Forcible Sex Offenses	Murder	Other Crimes Against Persons	Total	Burglary/ B&E	Larceny	Other Crimes Against Property	Total	
<u>Nicholas County</u>	Summersville SP	Adult Female	4	0	0	0	4	1	6	9	16	20
		Adult Male	10	0	0	0	10	5	13	11	29	39
		Juvenile Female	1	1	0	0	2	0	0	0	0	2
		Juvenile Male	1	0	0	0	1	0	0	0	0	1
		Total	16	1	0	0	17	6	19	20	45	62
	Total	279	19	2	0	300	71	146	120	337	637	
<u>Ohio County</u>	Bethlehem PD	Adult Female	4	0	0	0	4	0	6	0	6	10
		Adult Male	0	0	0	0	0	2	9	0	11	11
		Total	4	0	0	0	4	2	15	0	17	21
	Ohio Co SO		0	0	0	0	0	1	2	0	3	3
		Adult Female	29	3	0	3	35	13	25	20	58	93
		Adult Male	26	0	0	0	26	12	32	21	65	91
		Juvenile Female	6	2	0	0	8	0	0	0	0	8
		Juvenile Male	3	0	0	0	3	0	1	0	1	4
		Total	64	5	0	3	72	26	60	41	127	199
	Wheeling PD		6	0	0	0	6	2	17	11	30	36
		Adult Female	281	9	0	0	290	70	191	144	405	695
		Adult Male	202	0	0	0	202	84	200	110	394	596
		Juvenile Female	22	8	0	0	30	2	1	0	3	33
Juvenile Male		18	0	0	0	18	1	5	1	7	25	

		Crimes Against Persons					Crimes Against Property				Total	
		Assault Offenses	Forcible Sex Offenses	Murder	Other Crimes Against Persons	Total	Burglary/ B&E	Larceny	Other Crimes Against Property	Total		
<u>Ohio County</u>	Wheeling SP	Total	529	17	0	0	546	159	414	266	839	1,385
	Wheeling SP	Adult Female	10	2	0	0	12	0	2	5	7	19
		Adult Male	15	1	0	0	16	1	18	14	33	49
		Juvenile Female	1	2	0	1	4	0	0	0	0	4
		Juvenile Male	2	0	0	0	2	1	0	0	1	3
		Total	28	5	0	1	34	2	20	19	41	75
	Total		625	27	0	4	656	189	509	326	1,024	1,680
<u>Pendleton County</u>	Franklin SP	Adult Female	25	0	0	0	25	2	8	18	28	53
		Adult Male	22	0	0	0	22	8	11	13	32	54
		Juvenile Female	1	0	0	1	2	0	0	0	0	2
		Juvenile Male	2	0	0	0	2	0	0	0	0	2
		Total	50	0	0	1	51	10	19	31	60	111
	Total		50	0	0	1	51	10	19	31	60	111
<u>Pleasants County</u>	Pleasants Co SO	Adult Female	8	1	0	0	9	0	4	1	5	14
		Adult Male	5	0	0	0	5	5	5	1	11	16
		Juvenile Female	0	2	0	0	2	0	0	0	0	2
		Juvenile Male	0	1	0	0	1	0	0	0	0	1
		Total	13	4	0	0	17	5	9	2	16	33
	St Marys SP	Adult Female	9	0	0	0	9	1	0	7	8	17
		Adult Male	13	1	0	0	14	1	10	9	20	34

			Crimes Against Persons					Crimes Against Property				Total	
			Assault Offenses	Forcible Sex Offenses	Murder	Other Crimes Against Persons	Total	Burglary/ B&E	Larceny	Other Crimes Against Property	Total		
<u>Pleasants County</u>	St Marys SP	Juvenile Female	3	2	0	1	6	0	1	0	1	7	
		Juvenile Male	1	0	0	0	1	0	0	0	0	1	
		Total	26	3	0	1	30	2	11	16	29	59	
	Total	39	7	0	1	47	7	20	18	45	92		
<u>Pocahontas County</u>	Marlinton SP	Adult Female	36	2	0	0	38	4	7	9	20	58	
		Adult Male	27	1	0	0	28	4	18	18	40	68	
		Juvenile Female	2	2	0	1	5	0	0	0	0	5	
		Juvenile Male	7	1	0	0	8	0	0	0	0	8	
		Total	72	6	0	1	79	8	25	27	60	139	
	Pocahontas Co SO		2	0	0	0	2	0	1	2	3	5	
		Adult Female	2	0	0	0	2	0	0	0	0	2	
		Adult Male	0	0	0	0	0	0	1	0	1	1	
		Juvenile Female	1	1	0	0	2	0	0	0	0	2	
		Total	5	1	0	0	6	0	2	2	4	10	
	Total	77	7	0	1	85	8	27	29	64	149		
	<u>Preston County</u>	Kingwood PD	Adult Female	1	0	0	0	1	0	0	0	0	1
			Total	1	0	0	0	1	0	0	0	0	1
		Kingwood SP	Adult Female	65	3	0	0	68	16	24	46	86	154
Adult Male			43	0	1	0	44	27	40	29	96	140	
Juvenile Female			6	7	0	0	13	0	0	1	1	14	

			Crimes Against Persons					Crimes Against Property				Total
			Assault Offenses	Forcible Sex Offenses	Murder	Other Crimes Against Persons	Total	Burglary/ B&E	Larceny	Other Crimes Against Property	Total	
<u>Preston County</u>	Kingwood SP	Juvenile Male	6	1	0	0	7	1	0	1	2	9
		Total	120	11	1	0	132	44	64	77	185	317
	Preston Co SO	Adult Female	18	1	0	0	19	16	14	6	36	55
		Adult Male	12	0	0	0	12	18	10	4	32	44
		Juvenile Female	2	2	0	0	4	0	1	0	1	5
		Juvenile Male	1	1	0	0	2	0	1	0	1	3
		Total	33	4	0	0	37	34	26	10	70	107
Total	154	15	1	0	170	78	90	87	255	425		
<u>Putnam County</u>	Eleanor PD	Adult Female	0	0	0	0	0	1	0	0	1	1
		Total	0	0	0	0	0	1	0	0	1	1
	Hurricane PD	Adult Female	2	0	0	0	2	3	14	15	32	34
		Adult Male	1	0	0	0	1	4	14	10	28	29
		Juvenile Female	2	0	0	0	2	0	0	0	0	2
		Juvenile Male	4	0	1	0	5	0	0	0	0	5
		Total	9	0	1	0	10	7	28	25	60	70
	Putnam Co SO		4	1	0	0	5	5	8	1	14	19
		Adult Female	181	6	0	1	188	21	124	85	230	418
		Adult Male	122	0	2	0	124	63	266	102	431	555
		Juvenile Female	9	9	0	2	20	0	0	0	0	20
Juvenile Male		13	3	0	1	17	0	1	3	4	21	

		Crimes Against Persons					Crimes Against Property				Total	
		Assault Offenses	Forcible Sex Offenses	Murder	Other Crimes Against Persons	Total	Burglary/B&E	Larceny	Other Crimes Against Property	Total		
<u>Putnam County</u>	Putnam Co	Total	329	19	2	4	354	89	399	191	679	1,033
	Winfield PD	Adult Female	7	0	0	0	7	0	9	3	12	19
		Adult Male	6	0	0	0	6	1	6	1	8	14
		Juvenile Female	1	0	0	1	2	0	0	0	0	2
		Juvenile Male	5	0	0	0	5	0	0	0	0	5
		Total	19	0	0	1	20	1	15	4	20	40
	Winfield SP	Adult Female	22	3	0	0	25	10	36	35	81	106
		Adult Male	17	0	0	0	17	15	77	37	129	146
		Juvenile Female	2	4	0	0	6	0	1	0	1	7
		Juvenile Male	1	0	0	0	1	0	2	1	3	4
		Total	42	7	0	0	49	25	116	73	214	263
Total		399	26	3	5	433	123	558	293	974	1,407	
<u>Raleigh County</u>	Beckley PD	Adult Female	389	16	0	5	410	125	249	297	671	1,081
		Adult Male	248	1	0	1	250	122	267	268	657	907
		Juvenile Female	45	9	0	2	56	1	6	5	12	68
		Juvenile Male	36	6	0	0	42	1	4	3	8	50
		Total	718	32	0	8	758	249	526	573	1,348	2,106
	Beckley SP	Adult Female	60	5	1	0	66	36	87	104	227	293
		Adult Male	39	0	2	0	41	56	133	134	323	364
		Juvenile Female	5	4	0	0	9	0	1	0	1	10

			Crimes Against Persons					Crimes Against Property				Total
			Assault Offenses	Forcible Sex Offenses	Murder	Other Crimes Against Persons	Total	Burglary/ B&E	Larceny	Other Crimes Against Property	Total	
<u>Raleigh County</u>	Beckley SP	Juvenile Male	12	0	0	0	12	0	1	2	3	15
		Total	116	9	3	0	128	92	222	240	554	682
	Mabscott PD	Adult Female	0	0	0	0	0	0	0	1	1	1
		Adult Male	0	0	0	0	0	1	1	1	3	3
		Total	0	0	0	0	0	1	1	2	4	4
	Raleigh Co SO		0	0	0	0	0	1	1	0	2	2
		Adult Female	230	8	0	0	238	147	200	179	526	764
		Adult Male	147	1	2	0	150	225	340	194	759	909
		Juvenile Female	20	3	0	2	25	1	6	3	10	35
		Juvenile Male	26	2	0	0	28	0	2	1	3	31
		Total	423	14	2	2	441	374	549	377	1,300	1,741
	Turnpike - Raleigh	Adult Female	0	0	0	0	0	0	0	1	1	1
		Adult Male	1	0	0	0	1	2	0	3	5	6
		Total	1	0	0	0	1	2	0	4	6	7
	Total			1,258	55	5	10	1,328	718	1,298	1,196	3,212
<u>Randolph County</u>	Elkins PD	Adult Female	11	1	0	0	12	4	26	10	40	52
		Adult Male	12	0	0	0	12	4	14	11	29	41
		Juvenile Female	3	2	0	0	5	0	0	0	0	5
		Juvenile Male	3	0	0	0	3	0	0	0	0	3
		Total	29	3	0	0	32	8	40	21	69	101

			Crimes Against Persons					Crimes Against Property				Total
			Assault Offenses	Forcible Sex Offenses	Murder	Other Crimes Against Persons	Total	Burglary/ B&E	Larceny	Other Crimes Against Property	Total	
<u>Randolph County</u>	Elkins SP	Adult Female	69	4	0	0	73	16	45	61	122	195
		Adult Male	37	0	0	0	37	40	52	73	165	202
		Juvenile Female	9	12	0	1	22	0	0	1	1	23
		Juvenile Male	10	0	0	0	10	0	0	0	0	10
		Total	125	16	0	1	142	56	97	135	288	430
	Randolph Co SO	Adult Female	10	1	0	0	11	5	6	12	23	34
		Adult Male	9	0	0	0	9	5	14	10	29	38
		Juvenile Female	0	2	0	0	2	0	0	0	0	2
		Total	19	3	0	0	22	10	20	22	52	74
	Total			173	22	0	1	196	74	157	178	409
<u>Ritchie County</u>	Harrisville PD	Adult Female	1	0	0	0	1	0	2	1	3	4
		Adult Male	3	0	0	0	3	1	1	0	2	5
		Juvenile Male	1	0	0	0	1	0	0	0	0	1
		Total	5	0	0	0	5	1	3	1	5	10
	Harrisville SP	Adult Female	8	0	0	1	9	2	6	8	16	25
		Adult Male	2	0	0	0	2	13	24	14	51	53
		Juvenile Female	1	2	0	0	3	0	0	0	0	3
		Juvenile Male	2	0	0	0	2	0	0	0	0	2
		Total	13	2	0	1	16	15	30	22	67	83
	Ritchie Co	Adult Female	12	1	0	1	14	4	14	4	22	36

			Crimes Against Persons					Crimes Against Property				Total
			Assault Offenses	Forcible Sex Offenses	Murder	Other Crimes Against Persons	Total	Burglary/ B&E	Larceny	Other Crimes Against Property	Total	
<u>Ritchie County</u>	Ritchie Co SO	Adult Male	10	0	0	0	10	7	20	8	35	45
		Juvenile Female	0	2	0	0	2	0	0	0	0	2
		Juvenile Male	2	0	0	0	2	0	0	0	0	2
		Total	24	3	0	1	28	11	34	12	57	85
	Total	42	5	0	2	49	27	67	35	129	178	
<u>Roane County</u>	Roane Co SO	Adult Female	18	0	0	1	19	0	6	9	15	34
		Adult Male	8	0	0	0	8	0	16	7	23	31
		Juvenile Female	1	2	0	1	4	0	0	0	0	4
		Juvenile Male	4	1	0	0	5	0	0	0	0	5
		Total	31	3	0	2	36	0	22	16	38	74
	Spencer PD	Adult Female	10	0	0	0	10	3	6	4	13	23
		Adult Male	11	0	0	0	11	2	5	3	10	21
		Juvenile Female	2	0	1	1	4	0	0	0	0	4
		Juvenile Male	1	0	0	0	1	0	0	0	0	1
		Total	24	0	1	1	26	5	11	7	23	49
	Spencer SP	Adult Female	34	0	0	0	34	3	6	13	22	56
		Adult Male	18	0	0	0	18	12	17	14	43	61
		Juvenile Female	4	8	0	0	12	0	0	0	0	12
		Juvenile Male	4	0	0	0	4	0	0	0	0	4
Total		60	8	0	0	68	15	23	27	65	133	

			Crimes Against Persons				Crimes Against Property				Total	
			Assault Offenses	Forcible Sex Offenses	Murder	Other Crimes Against Persons	Total	Burglary/ B&E	Larceny	Other Crimes Against Property		Total
<u>Roane</u>	Total		115	11	1	3	130	20	56	50	126	256
<u>Summers County</u>	Hinton PD	Adult Female	33	0	0	1	34	9	18	29	56	90
		Adult Male	22	1	0	0	23	7	18	32	57	80
		Juvenile Female	2	0	0	0	2	0	0	0	0	2
		Juvenile Male	2	0	0	0	2	0	0	1	1	3
		Total	59	1	0	1	61	16	36	62	114	175
	Hinton SP	Adult Female	15	0	0	1	16	4	15	10	29	45
		Adult Male	10	0	0	0	10	23	25	19	67	77
		Juvenile Female	1	1	0	0	2	0	0	0	0	2
		Juvenile Male	1	0	0	0	1	0	0	0	0	1
		Total	27	1	0	1	29	27	40	29	96	125
	Summers Co SO	Adult Female	6	0	0	1	7	2	2	6	10	17
		Adult Male	7	0	0	0	7	5	7	9	21	28
		Juvenile Female	2	0	0	0	2	0	0	1	1	3
		Juvenile Male	0	1	0	0	1	0	0	0	0	1
		Total	15	1	0	1	17	7	9	16	32	49
	Total		101	3	0	3	107	50	85	107	242	349
	<u>Taylor County</u>	Grafton PD	Adult Female	5	1	0	1	7	0	0	0	0
Adult Male			2	0	0	0	2	1	0	0	1	3
Total			7	1	0	1	9	1	0	0	1	10

			Crimes Against Persons					Crimes Against Property				Total	
			Assault Offenses	Forcible Sex Offenses	Murder	Other Crimes Against Persons	Total	Burglary/ B&E	Larceny	Other Crimes Against Property	Total		
<u>Taylor County</u>	Grafton SP	Adult Female	2	1	0	0	3	0	4	1	5	8	
		Adult Male	3	0	0	0	3	1	1	2	4	7	
		Juvenile Female	0	2	0	1	3	0	0	0	0	3	
		Juvenile Male	0	1	0	0	1	0	0	0	0	1	
		Total	5	4	0	1	10	1	5	3	9	19	
	Taylor Co SO	Adult Female	0	0	0	0	0	0	1	0	1	1	
		Adult Male	0	0	0	0	0	2	2	1	5	5	
		Total	0	0	0	0	0	2	3	1	6	6	
	Total			12	5	0	2	19	4	8	4	16	35
	<u>Tucker County</u>	Parsons PD	Adult Male	0	0	0	0	0	0	1	0	1	1
Total			0	0	0	0	0	0	1	0	1	1	
Parsons SP		Adult Female	13	2	0	0	15	3	6	15	24	39	
		Adult Male	24	0	0	0	24	8	3	15	26	50	
		Juvenile Female	2	4	0	0	6	0	0	0	0	6	
		Juvenile Male	1	0	0	1	2	0	0	1	1	3	
		Total	40	6	0	1	47	11	9	31	51	98	
Total			40	6	0	1	47	11	10	31	52	99	
<u>Tyler County</u>	Sistersville PD	Adult Female	2	1	0	0	3	1	2	2	5	8	
		Adult Male	1	0	0	0	1	0	2	1	3	4	
		Total	3	1	0	0	4	1	4	3	8	12	

			Crimes Against Persons					Crimes Against Property				Total
			Assault Offenses	Forcible Sex Offenses	Murder	Other Crimes Against Persons	Total	Burglary/B&E	Larceny	Other Crimes Against Property	Total	
<u>Tyler County</u>	Tyler Co SO	Adult Female	9	1	0	0	10	1	1	10	12	22
		Adult Male	10	0	0	0	10	7	8	19	34	44
		Juvenile Female	1	0	0	0	1	0	0	0	0	1
		Juvenile Male	2	0	0	0	2	0	0	0	0	2
		Total	22	1	0	0	23	8	9	29	46	69
	Total	25	2	0	0	27	9	13	32	54	81	
<u>Upshur County</u>	Buckhannon PD		1	0	0	0	1	1	0	0	1	2
		Adult Female	21	2	0	0	23	10	32	24	66	89
		Adult Male	27	0	0	0	27	10	27	30	67	94
		Juvenile Female	3	2	0	0	5	0	0	0	0	5
		Juvenile Male	3	0	0	0	3	1	0	0	1	4
		Total	55	4	0	0	59	22	59	54	135	194
	Buckhannon SP	Adult Female	34	0	0	1	35	5	25	26	56	91
		Adult Male	12	0	0	0	12	13	44	28	85	97
		Juvenile Female	7	4	0	2	13	0	0	1	1	14
		Juvenile Male	10	0	0	0	10	0	0	0	0	10
		Total	63	4	0	3	70	18	69	55	142	212
	Upshur Co SO		0	0	0	0	0	0	0	1	1	1
Adult Female		13	1	0	1	15	0	8	10	18	33	
Adult Male		7	0	0	0	7	7	11	12	30	37	

			Crimes Against Persons					Crimes Against Property				Total
			Assault Offenses	Forcible Sex Offenses	Murder	Other Crimes Against Persons	Total	Burglary/ B&E	Larceny	Other Crimes Against Property	Total	
<u>Upshur County</u>	Upshur Co SO	Juvenile Female	4	0	0	1	5	0	0	0	0	5
		Juvenile Male	12	0	0	0	12	0	0	0	0	12
		Total	36	1	0	2	39	7	19	23	49	88
	Total	154	9	0	5	168	47	147	132	326	494	
<u>Wayne County</u>	Kenova PD	Adult Female	6	0	0	0	6	5	37	16	58	64
		Adult Male	11	0	0	0	11	1	42	14	57	68
		Juvenile Female	1	2	0	0	3	0	0	0	0	3
		Juvenile Male	1	0	0	0	1	0	1	0	1	2
		Total	19	2	0	0	21	6	80	30	116	137
	Wayne Co SO	Adult Female	20	1	1	0	22	17	36	13	66	88
		Adult Male	11	0	2	0	13	31	59	6	96	109
		Juvenile Female	0	3	0	0	3	0	0	0	0	3
		Juvenile Male	1	0	0	0	1	0	0	0	0	1
		Total	32	4	3	0	39	48	95	19	162	201
	Wayne SP	Adult Female	64	1	1	0	66	35	116	75	226	292
		Adult Male	51	0	1	0	52	71	141	87	299	351
		Juvenile Female	5	8	0	1	14	0	2	0	2	16
		Juvenile Male	8	2	0	0	10	0	0	1	1	11
Total		128	11	2	1	142	106	259	163	528	670	
Total	179	17	5	1	202	160	434	212	806	1,008		

			Crimes Against Persons					Crimes Against Property				Total
			Assault Offenses	Forcible Sex Offenses	Murder	Other Crimes Against Persons	Total	Burglary/ B&E	Larceny	Other Crimes Against Property	Total	
<u>Webster County</u>	Upperglade SP	Adult Female	49	1	1	1	52	9	27	9	45	97
		Adult Male	35	0	0	0	35	10	29	16	55	90
		Juvenile Female	2	1	0	0	3	0	0	0	0	3
		Juvenile Male	3	1	0	0	4	0	0	0	0	4
		Total	89	3	1	1	94	19	56	25	100	194
	Total	89	3	1	1	94	19	56	25	100	194	
<u>Wetzel County</u>	Hundred SP	Adult Female	13	0	1	0	14	3	1	7	11	25
		Adult Male	10	0	2	0	12	2	5	10	17	29
		Juvenile Male	0	0	0	0	0	0	0	1	1	1
		Total	23	0	3	0	26	5	6	18	29	55
	Paden City SP	Adult Female	13	0	0	0	13	2	6	9	17	30
		Adult Male	10	0	0	0	10	3	6	7	16	26
		Juvenile Female	0	3	0	0	3	0	0	0	0	3
		Juvenile Male	2	1	0	0	3	0	0	0	0	3
		Total	25	4	0	0	29	5	12	16	33	62
	Wetzel Co SO	Adult Female	2	0	0	0	2	0	5	0	5	7
		Adult Male	0	0	0	0	0	1	2	1	4	4
		Total	2	0	0	0	2	1	7	1	9	11
	Total	50	4	3	0	57	11	25	35	71	128	
<u>Wirt County</u>	Elizabeth	Adult Female	35	3	0	1	39	12	14	9	35	74

			Crimes Against Persons					Crimes Against Property				Total	
			Assault Offenses	Forcible Sex Offenses	Murder	Other Crimes Against Persons	Total	Burglary/ B&E	Larceny	Other Crimes Against Property	Total		
<u>Wirt County</u>	Elizabeth SP	Adult Male	21	0	0	0	21	16	41	18	75	96	
		Juvenile Female	6	5	0	1	12	0	0	0	0	12	
		Juvenile Male	4	0	0	0	4	0	1	0	1	5	
		Total	66	8	0	2	76	28	56	27	111	187	
	Wirt Co SO	Adult Female	1	1	0	0	2	2	12	0	14	16	
		Adult Male	1	0	0	0	1	5	13	4	22	23	
		Total	2	1	0	0	3	7	25	4	36	39	
	Total			68	9	0	2	79	35	81	31	147	226
	<u>Wood County</u>	Parkersburg PD		0	0	0	0	0	0	1	0	1	1
Adult Female			257	14	0	5	276	122	330	193	645	921	
Adult Male			166	0	1	0	167	150	371	222	743	910	
Juvenile Female			37	12	0	4	53	1	6	3	10	63	
Juvenile Male			27	3	0	0	30	1	5	2	8	38	
Total			487	29	1	9	526	274	713	420	1,407	1,933	
Parkersburg SP		Adult Female	31	3	0	1	35	12	30	34	76	111	
		Adult Male	32	0	0	0	32	28	45	38	111	143	
		Juvenile Female	0	2	0	1	3	0	0	0	0	3	
		Juvenile Male	4	0	0	0	4	0	0	0	0	4	
		Total	67	5	0	2	74	40	75	72	187	261	
Vienna PD		Adult Female	23	0	0	1	24	8	32	12	52	76	

			Crimes Against Persons					Crimes Against Property				Total
			Assault Offenses	Forcible Sex Offenses	Murder	Other Crimes Against Persons	Total	Burglary/ B&E	Larceny	Other Crimes Against Property	Total	
<u>Wood County</u>	Vienna PD	Adult Male	14	0	0	0	14	14	41	21	76	90
		Juvenile Female	0	1	0	0	1	0	0	1	1	2
		Juvenile Male	1	0	0	0	1	0	4	0	4	5
		Total	38	1	0	1	40	22	77	34	133	173
	Williamstown PD	Adult Female	0	0	0	0	0	0	3	0	3	3
		Adult Male	2	0	0	0	2	0	3	1	4	6
		Juvenile Female	0	2	0	0	2	0	0	0	0	2
		Juvenile Male	0	0	0	0	0	0	4	0	4	4
		Total	2	2	0	0	4	0	10	1	11	15
	Wood Co SO		0	0	0	0	0	0	1	1	2	2
		Adult Female	68	2	0	0	70	22	43	39	104	174
		Adult Male	34	1	0	0	35	32	53	39	124	159
		Juvenile Female	5	4	0	0	9	0	0	0	0	9
		Juvenile Male	3	1	0	0	4	0	0	1	1	5
		Total	110	8	0	0	118	54	97	80	231	349
Total			704	45	1	12	762	390	972	607	1,969	2,731
<u>Wyoming County</u>	Jesse SP	Adult Female	17	1	0	0	18	9	15	9	33	51
		Adult Male	18	0	0	0	18	5	20	16	41	59
		Juvenile Female	8	0	0	1	9	0	1	0	1	10
		Juvenile Male	6	2	0	0	8	0	0	0	0	8

		Crimes Against Persons					Crimes Against Property				Total	
		Assault Offenses	Forcible Sex Offenses	Murder	Other Crimes Against Persons	Total	Burglary/ B&E	Larceny	Other Crimes Against Property	Total		
<u>Wyoming County</u>	Jesse SP	Total	49	3	0	1	53	14	36	25	75	128
	Oceana PD	Adult Female	23	0	0	0	23	15	24	22	61	84
		Adult Male	29	0	0	0	29	10	22	22	54	83
		Juvenile Female	3	0	0	0	3	0	0	3	3	6
		Juvenile Male	3	0	0	0	3	0	0	1	1	4
		Total	58	0	0	0	58	25	46	48	119	177
		Wyoming Co SO	Adult Female	54	4	0	0	58	24	31	21	76
	Adult Male	42	0	0	0	42	37	59	31	127	169	
	Juvenile Female	1	2	0	0	3	0	1	0	1	4	
	Juvenile Male	4	0	0	0	4	0	0	0	0	4	
	Total	101	6	0	0	107	61	91	52	204	311	
	Total	208	9	0	1	218	100	173	125	398	616	
	Total	16,307	931	80	211	17,529	6,680	15,354	11,402	33,436	50,965	

Age and Sex Of Offenders Known to Law Enforcement, Crimes Against Persons and Crimes Against Property

2014

NOTE:

See Appendix for list and definitions of offenses.

Larceny includes Motor Vehicle Theft

OFFENDERS			Crimes Against Persons					Crimes Against Property				Total
			Assault Offenses	Forcible Sex Offenses	Murder	Other Crimes Against Persons	Total	Burglary/B&E	Larceny	Other Crimes Against Property	Total	
Barbour County	Belington PD	Adult Male	1	0	0	0	1	0	0	0	0	1
		Total	1	0	0	0	1	0	0	0	0	1
	Philippi PD	Adult Male	1	0	0	0	1	0	0	1	1	2
		Total	1	0	0	0	1	0	0	1	1	2
	Philippi SP	Adult Female	8	0	0	1	9	1	1	8	10	19
		Adult Male	33	6	0	2	41	3	11	12	26	67
		Juvenile Male	1	0	0	0	1	0	1	0	1	2
		Total	42	6	0	3	51	4	13	20	37	88
Total		44	6	0	3	53	4	13	21	38	91	
Berkeley County	Berkeley Co SO		0	0	0	0	0	0	1	1	2	2
		Adult Female	89	5	3	0	97	12	160	52	224	321
		Adult Male	285	23	4	2	314	78	179	150	407	721
		Juvenile Female	18	1	0	0	19	1	9	1	11	30
		Juvenile Male	28	7	0	1	36	7	21	8	36	72

		Crimes Against Persons					Crimes Against Property				Total	
		Assault Offenses	Forcible Sex Offenses	Murder	Other Crimes Against Persons	Total	Burglary/ B&E	Larceny	Other Crimes Against Property	Total		
Berkeley County	Berkeley Co	Total	420	36	7	3	466	98	370	212	680	1,146
	Martinsburg PD	Adult Female	9	0	0	0	9	1	45	17	63	72
		Adult Male	46	1	0	1	48	3	76	33	112	160
		Juvenile Female	9	0	0	0	9	0	16	0	16	25
		Juvenile Male	5	0	0	0	5	1	6	1	8	13
		Total	69	1	0	1	71	5	143	51	199	270
	Martinsburg SP		0	0	0	0	0	0	2	0	2	2
		Adult Female	50	0	1	0	51	9	109	52	170	221
		Adult Male	194	7	0	4	205	52	207	172	431	636
		Juvenile Female	14	0	0	0	14	0	10	5	15	29
		Juvenile Male	11	2	0	0	13	5	5	7	17	30
		Total	269	9	1	4	283	66	333	236	635	918
	tf Eastern Panhandle Drug & Vio	Adult Female	0	0	0	0	0	0	1	0	1	1
		Adult Male	0	0	0	0	0	0	1	0	1	1
		Total	0	0	0	0	0	0	2	0	2	2
Total		758	46	8	8	820	169	848	499	1,516	2,336	
Boone County	Boone Co SO	Adult Female	15	1	0	0	16	0	1	4	5	21
		Adult Male	30	0	0	0	30	5	16	3	24	54
		Juvenile Female	3	0	0	0	3	0	0	2	2	5
		Juvenile Male	1	0	0	0	1	0	0	0	0	1

		Crimes Against Persons					Crimes Against Property				Total	
		Assault Offenses	Forcible Sex Offenses	Murder	Other Crimes Against Persons	Total	Burglary/ B&E	Larceny	Other Crimes Against Property	Total		
Boone County	Boone Co SO	Total	49	1	0	0	50	5	17	9	31	81
	Madison PD	Adult Male	0	0	0	0	0	1	0	0	1	1
		Total	0	0	0	0	0	1	0	0	1	1
	Madison SP		0	0	0	0	0	0	0	1	1	1
		Adult Female	18	1	0	0	19	3	20	11	34	53
		Adult Male	57	2	1	1	61	15	53	32	100	161
		Juvenile Female	4	0	0	0	4	0	0	0	0	4
		Juvenile Male	6	0	0	1	7	0	1	4	5	12
		Total	85	3	1	2	91	18	74	48	140	231
		Whitesville SP	Adult Female	13	0	0	0	13	5	12	12	29
		Adult Male	56	2	0	0	58	13	46	30	89	147
		Juvenile Female	3	0	0	0	3	0	0	0	0	3
		Juvenile Male	3	0	0	0	3	1	0	1	2	5
		Total	75	2	0	0	77	19	58	43	120	197
	Total	209	6	1	2	218	43	149	100	292	510	
Braxton County	Braxton Co SO	Adult Female	4	0	0	0	4	0	4	2	6	10
		Adult Male	13	0	0	0	13	5	3	2	10	23
		Juvenile Male	1	0	0	0	1	0	0	0	0	1
		Total	18	0	0	0	18	5	7	4	16	34

			Crimes Against Persons					Crimes Against Property				Total
			Assault Offenses	Forcible Sex Offenses	Murder	Other Crimes Against Persons	Total	Burglary/ B&E	Larceny	Other Crimes Against Property	Total	
Braxton County	Sutton SP	Adult Female	14	0	0	1	15	0	14	16	30	45
		Adult Male	74	4	1	2	81	4	13	16	33	114
		Juvenile Female	2	0	0	0	2	0	0	0	0	2
		Juvenile Male	1	0	0	0	1	0	0	0	0	1
		Total	91	4	1	3	99	4	27	32	63	162
	Total	109	4	1	3	117	9	34	36	79	196	
Brooke County	Brooke Co SO		0	0	0	1	1	0	0	0	0	1
		Adult Female	6	0	0	0	6	1	10	11	22	28
		Adult Male	30	3	0	0	33	17	18	14	49	82
		Juvenile Female	0	0	1	0	1	0	0	0	0	1
		Juvenile Male	0	0	0	0	0	0	2	0	2	2
		Total	36	3	1	1	41	18	30	25	73	114
	Follansbee PD	Adult Female	1	0	0	0	1	0	1	2	3	4
		Adult Male	2	0	0	0	2	0	3	1	4	6
		Total	3	0	0	0	3	0	4	3	7	10
	Wellsburg PD		0	0	0	0	0	1	0	0	1	1
		Adult Female	10	0	0	0	10	1	6	4	11	21
		Adult Male	13	1	0	0	14	2	5	3	10	24
		Juvenile Female	1	0	0	0	1	0	0	0	0	1
		Juvenile Male	0	0	0	0	0	0	1	0	1	1

		Crimes Against Persons					Crimes Against Property				Total	
		Assault Offenses	Forcible Sex Offenses	Murder	Other Crimes Against Persons	Total	Burglary/ B&E	Larceny	Other Crimes Against Property	Total		
Brooke County	Wellsburg PD	Total	24	1	0	0	25	4	12	7	23	48
	Wellsburg SP	Adult Female	4	1	0	0	5	0	2	5	7	12
		Adult Male	9	2	0	0	11	0	3	7	10	21
		Juvenile Female	0	0	0	0	0	0	0	1	1	1
		Total	13	3	0	0	16	0	5	13	18	34
	Total		76	7	1	1	85	22	51	48	121	206
Cabell County	Barboursville PD	Adult Female	10	0	0	0	10	2	193	19	214	224
		Adult Male	31	0	0	0	31	3	134	23	160	191
		Juvenile Female	2	0	0	0	2	0	19	0	19	21
		Juvenile Male	2	0	0	0	2	0	6	1	7	9
		Total	45	0	0	0	45	5	352	43	400	445
	Cabell CO SO	Adult Female	36	0	0	1	37	19	123	34	176	213
		Adult Male	98	1	0	1	100	52	169	87	308	408
		Juvenile Female	8	0	0	0	8	0	2	1	3	11
		Juvenile Male	14	2	0	0	16	2	4	6	12	28
		Total	156	3	0	2	161	73	298	128	499	660
	Huntington SP	Adult Female	42	3	0	0	45	5	215	24	244	289
		Adult Male	87	10	0	1	98	20	185	60	265	363
		Juvenile Female	1	0	0	0	1	0	10	0	10	11
		Juvenile Male	9	3	0	2	14	1	15	5	21	35

		Crimes Against Persons					Crimes Against Property				Total	
		Assault Offenses	Forcible Sex Offenses	Murder	Other Crimes Against Persons	Total	Burglary/ B&E	Larceny	Other Crimes Against Property	Total		
<i>Cabell County</i>	Huntington	Total	139	16	0	3	158	26	425	89	540	698
	Marshall Univ Police	Adult Female	4	0	0	0	4	0	2	1	3	7
		Adult Male	11	1	0	0	12	5	26	13	44	56
		Total	15	1	0	0	16	5	28	14	47	63
	Milton PD	Adult Female	10	0	0	0	10	1	21	7	29	39
		Adult Male	28	1	0	0	29	6	23	14	43	72
		Juvenile Female	3	0	0	0	3	0	1	0	1	4
		Juvenile Male	3	1	0	0	4	0	0	0	0	4
		Total	44	2	0	0	46	7	45	21	73	119
	Total		399	22	0	5	426	116	1,148	295	1,559	1,985
<i>Calhoun County</i>	Grantsville SP	Adult Female	8	0	0	0	8	1	8	5	14	22
		Adult Male	30	2	0	1	33	2	17	15	34	67
		Juvenile Male	4	0	0	0	4	0	1	1	2	6
		Total	42	2	0	1	45	3	26	21	50	95
	Total		42	2	0	1	45	3	26	21	50	95
<i>Clay County</i>	Clay SP		1	0	0	0	1	0	0	0	0	1
		Adult Female	10	0	0	0	10	3	4	9	16	26
		Adult Male	37	3	0	0	40	5	18	13	36	76
		Juvenile Female	2	0	0	0	2	0	0	1	1	3

			Crimes Against Persons					Crimes Against Property				Total
			Assault Offenses	Forcible Sex Offenses	Murder	Other Crimes Against Persons	Total	Burglary/ B&E	Larceny	Other Crimes Against Property	Total	
Clay County	Clay SP	Juvenile Male	2	0	0	0	2	0	0	3	3	5
		Total	52	3	0	0	55	8	22	26	56	111
	Total	52	3	0	0	55	8	22	26	56	111	
Doddridge County	Doddridge Co SO	Adult Female	1	0	0	0	1	0	1	0	1	2
		Adult Male	6	3	0	0	9	1	6	0	7	16
		Juvenile Female	1	0	0	0	1	0	0	0	0	1
		Total	8	3	0	0	11	1	7	0	8	19
	West Union SP	Adult Female	6	0	0	0	6	0	1	1	2	8
		Adult Male	26	3	0	0	29	7	4	8	19	48
		Juvenile Female	1	0	0	0	1	0	0	0	0	1
		Total	33	3	0	0	36	7	5	9	21	57
	Total	41	6	0	0	47	8	12	9	29	76	
	Fayette County	Fayette Co SO	Adult Female	53	0	1	0	54	16	25	35	76
Adult Male			178	12	4	2	196	40	44	64	148	344
Juvenile Female			2	0	0	0	2	0	1	2	3	5
Juvenile Male			8	0	0	0	8	4	5	5	14	22
Total			241	12	5	2	260	60	75	106	241	501
Fayetteville PD		Adult Female	1	0	0	0	1	0	53	2	55	56
		Adult Male	3	0	0	0	3	2	45	9	56	59

			Crimes Against Persons					Crimes Against Property				Total
			Assault Offenses	Forcible Sex Offenses	Murder	Other Crimes Against Persons	Total	Burglary/ B&E	Larceny	Other Crimes Against Property	Total	
Fayette County	Fayetteville PD	Juvenile Female	0	0	0	0	0	0	8	1	9	9
		Juvenile Male	0	0	0	0	0	0	2	1	3	3
		Total	4	0	0	0	4	2	108	13	123	127
	Gauley Bridge SP	Adult Female	7	1	0	0	8	0	5	5	10	18
		Adult Male	23	3	0	0	26	3	15	17	35	61
		Juvenile Male	0	0	0	0	0	1	0	0	1	1
		Total	30	4	0	0	34	4	20	22	46	80
	Mount Hope PD		0	0	0	0	0	0	0	1	1	1
		Adult Female	2	0	0	0	2	2	3	2	7	9
		Adult Male	11	0	0	0	11	2	2	6	10	21
		Juvenile Female	0	0	0	0	0	0	2	0	2	2
		Juvenile Male	0	0	0	0	0	0	0	1	1	1
		Total	13	0	0	0	13	4	7	10	21	34
	Oak Hill PD		0	0	0	0	0	0	2	0	2	2
		Adult Female	20	2	0	0	22	2	49	24	75	97
		Adult Male	45	4	1	1	51	7	63	41	111	162
		Juvenile Female	1	0	0	0	1	0	1	0	1	2
		Juvenile Male	3	0	0	0	3	0	3	4	7	10
		Total	69	6	1	1	77	9	118	69	196	273
	Oak Hill SP	Adult Female	8	0	0	0	8	2	13	11	26	34

			Crimes Against Persons					Crimes Against Property				Total	
			Assault Offenses	Forcible Sex Offenses	Murder	Other Crimes Against Persons	Total	Burglary/ B&E	Larceny	Other Crimes Against Property	Total		
Fayette County	Oak Hill SP	Adult Male	49	3	0	2	54	9	36	29	74	128	
		Juvenile Female	1	0	0	0	1	0	0	0	0	1	
		Juvenile Male	1	0	0	0	1	0	2	0	2	3	
		Total	59	3	0	2	64	11	51	40	102	166	
	Turnpike - Fayette		0	0	0	0	0	1	1	1	3	3	
		Adult Male	0	0	0	0	0	0	0	1	1	1	
		Total	0	0	0	0	0	1	1	2	4	4	
	WVU Tech-Security		0	0	0	0	0	1	0	0	1	1	
		Adult Female	0	0	0	0	0	1	2	0	3	3	
		Adult Male	0	0	0	0	0	1	4	4	9	9	
		Total	0	0	0	0	0	3	6	4	13	13	
	Total			416	25	6	5	452	94	386	266	746	1,198
	Gilmer County	DNR - 6 - Gilmer	Adult Male	1	0	0	0	1	0	0	0	0	1
Total			1	0	0	0	1	0	0	0	0	1	
Glennville PD		Adult Female	1	0	0	0	1	0	0	1	1	2	
		Adult Male	9	0	0	0	9	1	1	1	3	12	
		Juvenile Male	2	0	0	0	2	0	0	0	0	2	
		Total	12	0	0	0	12	1	1	2	4	16	
Glennville SP		Adult Female	16	2	0	0	18	0	5	6	11	29	

			Crimes Against Persons					Crimes Against Property				Total
			Assault Offenses	Forcible Sex Offenses	Murder	Other Crimes Against Persons	Total	Burglary/ B&E	Larceny	Other Crimes Against Property	Total	
Gilmer County	Glenville SP	Adult Male	32	4	0	0	36	1	4	9	14	50
		Juvenile Female	0	0	0	0	0	0	0	1	1	1
		Juvenile Male	1	0	0	0	1	0	0	0	0	1
		Total	49	6	0	0	55	1	9	16	26	81
	Total	62	6	0	0	68	2	10	18	30	98	
Grant County	Grant Co SO	Adult Female	2	0	0	0	2	3	0	1	4	6
		Adult Male	11	0	0	0	11	1	2	2	5	16
		Juvenile Male	0	0	0	0	0	3	0	0	3	3
		Total	13	0	0	0	13	7	2	3	12	25
	Petersburg SP	Adult Female	10	0	0	0	10	0	4	7	11	21
		Adult Male	27	6	0	1	34	9	9	8	26	60
		Juvenile Female	2	0	0	0	2	0	0	0	0	2
		Juvenile Male	6	0	0	0	6	0	0	1	1	7
		Total	45	6	0	1	52	9	13	16	38	90
	Total	58	6	0	1	65	16	15	19	50	115	
Greenbrier County	Greenbrier Co SO	Adult Female	9	0	0	0	9	2	3	2	7	16
		Adult Male	49	0	0	0	49	4	12	3	19	68
		Juvenile Female	2	0	0	0	2	0	2	0	2	4
		Juvenile Male	5	0	0	0	5	0	1	0	1	6

		Crimes Against Persons					Crimes Against Property				Total	
		Assault Offenses	Forcible Sex Offenses	Murder	Other Crimes Against Persons	Total	Burglary/ B&E	Larceny	Other Crimes Against Property	Total		
Greenbrier County	Greenbrier	Total	65	0	0	0	65	6	18	5	29	94
	Lewisburg PD	Adult Female	18	0	0	0	18	0	32	13	45	63
		Adult Male	20	4	0	1	25	3	26	11	40	65
		Juvenile Female	0	0	0	0	0	0	0	1	1	1
		Juvenile Male	0	0	0	0	0	0	4	0	4	4
		Total	38	4	0	1	43	3	62	25	90	133
	Lewisburg SP	Adult Female	11	1	0	0	12	0	14	8	22	34
		Adult Male	31	2	0	0	33	14	14	10	38	71
		Juvenile Female	1	0	0	0	1	0	0	0	0	1
		Juvenile Male	3	1	0	0	4	0	0	0	0	4
		Total	46	4	0	0	50	14	28	18	60	110
	Rainelle SP	Adult Female	4	1	0	2	7	3	7	10	20	27
		Adult Male	23	1	0	0	24	9	7	15	31	55
		Juvenile Female	2	0	0	0	2	0	0	0	0	2
		Juvenile Male	3	1	0	0	4	1	0	0	1	5
		Total	32	3	0	2	37	13	14	25	52	89
	Ronceverte PD	Adult Female	9	0	0	0	9	0	5	2	7	16
		Adult Male	21	3	0	0	24	3	20	9	32	56
		Juvenile Male	1	0	0	0	1	0	0	0	0	1
		Total	31	3	0	0	34	3	25	11	39	73

			Crimes Against Persons					Crimes Against Property				Total
			Assault Offenses	Forcible Sex Offenses	Murder	Other Crimes Against Persons	Total	Burglary/ B&E	Larceny	Other Crimes Against Property	Total	
Greenbrier County	White Sulphur Springs PD	Adult Female	3	0	0	0	3	1	0	1	2	5
		Adult Male	14	1	0	0	15	0	2	5	7	22
		Juvenile Male	0	0	0	0	0	2	0	0	2	2
		Total	17	1	0	0	18	3	2	6	11	29
	Total	229	15	0	3	247	42	149	90	281	528	
Hampshire County	Hampshire Co SO	Adult Female	12	0	0	0	12	10	2	1	13	25
		Adult Male	34	1	0	0	35	15	9	8	32	67
		Juvenile Female	1	0	0	0	1	0	0	1	1	2
		Juvenile Male	1	0	0	0	1	0	0	0	0	1
		Total	48	1	0	0	49	25	11	10	46	95
	Romney PD	Adult Male	0	0	0	0	0	4	0	0	4	4
		Total	0	0	0	0	0	4	0	0	4	4
	Romney SP	Adult Female	18	0	0	1	19	3	5	15	23	42
		Adult Male	62	4	0	1	67	10	26	33	69	136
		Juvenile Male	1	2	0	0	3	0	3	4	7	10
		Total	81	6	0	2	89	13	34	52	99	188
	Total	129	7	0	2	138	42	45	62	149	287	
	Hancock County	Chester PD	Adult Female	4	0	0	0	4	0	2	0	2
Adult Male			8	1	0	1	10	1	7	5	13	23

			Crimes Against Persons					Crimes Against Property				Total
			Assault Offenses	Forcible Sex Offenses	Murder	Other Crimes Against Persons	Total	Burglary/ B&E	Larceny	Other Crimes Against Property	Total	
Hancock County	Chester PD	Juvenile Female	1	0	0	0	1	0	0	0	0	1
		Total	13	1	0	1	15	1	9	5	15	30
	Hancock Co SO	Adult Female	21	0	0	0	21	2	4	10	16	37
		Adult Male	44	2	0	0	46	9	9	23	41	87
		Juvenile Female	0	0	0	0	0	1	0	0	1	1
		Juvenile Male	0	0	0	1	1	0	0	1	1	2
		Total	65	2	0	1	68	12	13	34	59	127
	New Cumberland SP	Adult Female	2	1	0	0	3	0	1	4	5	8
		Adult Male	5	4	0	0	9	0	0	10	10	19
		Juvenile Female	0	0	0	0	0	0	1	0	1	1
		Total	7	5	0	0	12	0	2	14	16	28
	Weirton PD		1	0	0	0	1	0	0	4	4	5
		Adult Female	28	0	0	0	28	5	111	26	142	170
		Adult Male	77	0	0	1	78	13	91	44	148	226
		Juvenile Female	5	0	0	0	5	0	6	1	7	12
		Juvenile Male	9	0	0	0	9	0	4	3	7	16
		Total	120	0	0	1	121	18	212	78	308	429
Total		205	8	0	3	216	31	236	131	398	614	
Hardy	Hardy Co SO	Adult Male	9	0	0	0	9	1	3	2	6	15

		Crimes Against Persons					Crimes Against Property				Total		
		Assault Offenses	Forcible Sex Offenses	Murder	Other Crimes Against Persons	Total	Burglary/ B&E	Larceny	Other Crimes Against Property	Total			
Hardy County	Hardy Co SO	Total	9	0	0	0	9	1	3	2	6	15	
	Moorefield PD	Adult Female	6	0	0	0	6	0	10	5	15	21	
		Adult Male	25	0	0	0	25	0	9	6	15	40	
		Juvenile Female	0	0	0	0	0	0	2	1	3	3	
		Juvenile Male	1	0	0	0	1	0	1	1	2	3	
		Total	32	0	0	0	32	0	22	13	35	67	
	Moorefield SP	Adult Female	18	0	0	0	18	0	4	4	8	26	
		Adult Male	47	4	0	0	51	8	5	14	27	78	
		Juvenile Female	3	0	0	0	3	0	0	1	1	4	
		Juvenile Male	0	2	0	0	2	3	0	3	6	8	
		Total	68	6	0	0	74	11	9	22	42	116	
	Total		109	6	0	0	115	12	34	37	83	198	
	Harrison County	Bridgeport PD	Adult Female	24	0	0	0	24	2	96	22	120	144
			Adult Male	53	1	0	0	54	5	91	45	141	195
			Juvenile Female	3	0	0	0	3	0	4	0	4	7
Juvenile Male			7	0	0	0	7	0	12	1	13	20	
Total			87	1	0	0	88	7	203	68	278	366	
Bridgeport SP		Adult Female	8	0	0	0	8	5	15	16	36	44	
		Adult Male	34	0	0	0	34	10	33	25	68	102	
		Juvenile Female	1	0	0	0	1	0	2	0	2	3	

			Crimes Against Persons					Crimes Against Property				Total
			Assault Offenses	Forcible Sex Offenses	Murder	Other Crimes Against Persons	Total	Burglary/ B&E	Larceny	Other Crimes Against Property	Total	
Harrison County	Bridgeport SP	Juvenile Male	3	2	0	0	5	0	4	6	10	15
		Total	46	2	0	0	48	15	54	47	116	164
	Harrison Co SO	Adult Female	26	1	1	0	28	15	44	25	84	112
		Adult Male	116	11	2	1	130	38	73	58	169	299
		Juvenile Female	5	0	0	0	5	0	3	3	6	11
		Juvenile Male	8	0	0	0	8	0	0	4	4	12
		Total	155	12	3	1	171	53	120	90	263	434
	Shinnston PD		0	0	0	0	0	3	6	5	14	14
		Adult Female	3	0	0	0	3	0	16	1	17	20
		Adult Male	18	0	0	0	18	2	14	11	27	45
		Juvenile Male	2	0	0	0	2	0	0	0	0	2
Total		23	0	0	0	23	5	36	17	58	81	
Total		311	15	3	1	330	80	413	222	715	1,045	
Jackson County	Jackson Co SO	Adult Female	11	0	0	0	11	3	5	5	13	24
		Adult Male	20	1	0	0	21	8	12	6	26	47
		Juvenile Female	1	0	0	0	1	0	1	0	1	2
		Juvenile Male	0	3	0	0	3	1	4	1	6	9
		Total	32	4	0	0	36	12	22	12	46	82
	Ripley PD	Adult Female	2	0	0	0	2	0	4	0	4	6
		Adult Male	7	0	0	0	7	0	4	2	6	13

			Crimes Against Persons					Crimes Against Property				Total
			Assault Offenses	Forcible Sex Offenses	Murder	Other Crimes Against Persons	Total	Burglary/ B&E	Larceny	Other Crimes Against Property	Total	
Jackson County	Ripley PD	Juvenile Female	1	0	0	0	1	0	2	0	2	3
		Juvenile Male	0	0	0	0	0	0	4	0	4	4
		Total	10	0	0	0	10	0	14	2	16	26
	Ripley SP	Adult Female	21	0	0	1	22	0	4	3	7	29
		Adult Male	36	5	0	2	43	2	12	32	46	89
		Juvenile Female	1	0	0	0	1	1	0	1	2	3
		Juvenile Male	0	0	0	0	0	2	0	2	4	4
		Total	58	5	0	3	66	5	16	38	59	125
	Total	100	9	0	3	112	17	52	52	121	233	
	Jefferson County	Charles Town PD	Adult Female	12	0	0	0	12	1	11	6	18
Adult Male			15	1	0	0	16	4	13	11	28	44
Juvenile Female			1	0	0	0	1	0	0	2	2	3
Juvenile Male			1	0	0	0	1	1	1	9	11	12
Total			29	1	0	0	30	6	25	28	59	89
DNR - 2 - Jefferson		Adult Male	0	0	0	0	0	0	0	1	1	1
		Total	0	0	0	0	0	0	0	1	1	1
Jefferson Co SO		Adult Female	20	0	0	1	21	2	64	15	81	102
		Adult Male	50	2	1	3	56	7	114	42	163	219
		Juvenile Female	0	0	0	0	0	0	2	0	2	2
		Juvenile Male	7	1	0	0	8	1	6	0	7	15

		Crimes Against Persons					Crimes Against Property				Total	
		Assault Offenses	Forcible Sex Offenses	Murder	Other Crimes Against Persons	Total	Burglary/ B&E	Larceny	Other Crimes Against Property	Total		
Jefferson County	Jefferson Co	Total	77	3	1	4	85	10	186	57	253	338
	Kearneysville SP	Adult Female	30	0	0	0	30	10	65	35	110	140
		Adult Male	108	4	0	3	115	22	61	67	150	265
		Juvenile Female	2	0	0	0	2	0	1	1	2	4
		Juvenile Male	2	2	0	0	4	6	2	4	12	16
		Total	142	6	0	3	151	38	129	107	274	425
	Ranson PD	Adult Female	0	0	0	0	0	0	0	1	1	1
		Adult Male	0	0	0	0	0	0	1	0	1	1
		Total	0	0	0	0	0	0	1	1	2	2
	Shepherd University	Adult Female	0	0	0	0	0	0	1	0	1	1
		Adult Male	2	2	0	0	4	0	0	1	1	5
		Total	2	2	0	0	4	0	1	1	2	6
	Total		250	12	1	7	270	54	342	195	591	861
Kanawha County	Cedar Grove PD	Adult Female	3	0	0	0	3	1	2	1	4	7
		Adult Male	9	0	0	0	9	1	9	4	14	23
		Juvenile Female	1	0	0	0	1	0	0	0	0	1
		Juvenile Male	3	0	0	0	3	0	0	0	0	3
		Total	16	0	0	0	16	2	11	5	18	34
	Charleston		7	0	3	0	10	2	12	12	26	36

			Crimes Against Persons					Crimes Against Property				Total
			Assault Offenses	Forcible Sex Offenses	Murder	Other Crimes Against Persons	Total	Burglary/ B&E	Larceny	Other Crimes Against Property	Total	
Kanawha County	Charleston PD	Adult Female	412	4	2	8	426	38	793	262	1,093	1,519
		Adult Male	1,087	43	9	16	1,155	165	870	441	1,476	2,631
		Juvenile Female	51	3	0	0	54	5	30	15	50	104
		Juvenile Male	65	14	1	2	82	12	48	75	135	217
		Total	1,622	64	15	26	1,727	222	1,753	805	2,780	4,507
	Dunbar PD		0	0	0	0	0	0	0	1	1	1
		Adult Female	33	1	0	0	34	4	16	10	30	64
		Adult Male	75	1	0	0	76	10	22	28	60	136
		Juvenile Female	8	0	0	0	8	0	0	0	0	8
		Juvenile Male	6	2	0	0	8	3	2	6	11	19
		Total	122	4	0	0	126	17	40	45	102	228
	Glasgow PD	Adult Female	6	0	0	0	6	0	2	5	7	13
		Adult Male	8	0	0	0	8	1	12	6	19	27
		Total	14	0	0	0	14	1	14	11	26	40
	ICAC Unit	Adult Female	9	2	0	1	12	0	0	2	2	14
		Adult Male	13	26	0	2	41	0	0	0	0	41
		Juvenile Male	3	14	0	1	18	0	0	0	0	18
		Total	25	42	0	4	71	0	0	2	2	73
	Kanawha Co SO		2	0	0	1	3	0	0	1	1	4
		Adult Female	292	2	1	2	297	51	155	154	360	657

			Crimes Against Persons					Crimes Against Property				Total
			Assault Offenses	Forcible Sex Offenses	Murder	Other Crimes Against Persons	Total	Burglary/ B&E	Larceny	Other Crimes Against Property	Total	
Kanawha County	Kanawha Co SO	Adult Male	814	35	5	11	865	137	249	314	700	1,565
		Juvenile Female	22	2	0	0	24	2	0	4	6	30
		Juvenile Male	35	10	0	0	45	9	6	11	26	71
		Total	1,165	49	6	14	1,234	199	410	484	1,093	2,327
	Marmet PD	Adult Female	0	0	0	0	0	0	0	3	3	3
		Adult Male	0	0	0	0	0	1	1	2	4	4
		Total	0	0	0	0	0	1	1	5	7	7
	Nitro PD		0	1	0	0	1	0	1	0	1	2
		Adult Female	8	0	0	0	8	6	121	12	139	147
		Adult Male	20	1	0	1	22	15	106	25	146	168
		Juvenile Female	1	0	0	0	1	1	0	0	1	2
		Juvenile Male	1	0	0	0	1	2	1	2	5	6
		Total	30	2	0	1	33	24	229	39	292	325
	Quincy SP	Adult Female	18	0	0	0	18	3	58	24	85	103
		Adult Male	51	2	0	0	53	12	63	48	123	176
		Juvenile Female	0	0	0	0	0	1	1	1	3	3
		Juvenile Male	0	0	0	0	0	1	3	8	12	12
		Total	69	2	0	0	71	17	125	81	223	294
	So Charleston SP	Adult Female	19	0	0	0	19	4	18	20	42	61
		Adult Male	99	3	0	2	104	16	38	66	120	224

		Crimes Against Persons					Crimes Against Property				Total	
		Assault Offenses	Forcible Sex Offenses	Murder	Other Crimes Against Persons	Total	Burglary/ B&E	Larceny	Other Crimes Against Property	Total		
Kanawha County	So Charleston SP	Juvenile Female	0	0	0	0	0	0	2	0	2	2
		Juvenile Male	3	4	0	1	8	1	0	1	2	10
		Total	121	7	0	3	131	21	58	87	166	297
	South Charleston PD		0	0	0	0	0	0	2	2	4	4
		Adult Female	119	1	0	0	120	12	310	60	382	502
		Adult Male	236	8	0	4	248	31	308	126	465	713
		Juvenile Female	14	0	0	0	14	5	7	2	14	28
		Juvenile Male	9	1	0	1	11	7	14	4	25	36
		Total	378	10	0	5	393	55	641	194	890	1,283
	St Albans PD	Adult Female	31	0	0	1	32	2	154	18	174	206
		Adult Male	70	4	1	2	77	21	151	64	236	313
		Juvenile Female	0	1	0	0	1	0	9	1	10	11
		Juvenile Male	5	0	0	0	5	1	13	2	16	21
		Total	106	5	1	3	115	24	327	85	436	551
	Turnpike - Kanawha		0	0	0	0	0	0	2	3	5	5
		Adult Female	1	0	0	0	1	0	0	3	3	4
		Adult Male	2	0	0	0	2	0	2	4	6	8
		Total	3	0	0	0	3	0	4	10	14	17
	WV State University	Adult Female	3	0	0	0	3	1	1	1	3	6
		Adult Male	3	1	0	0	4	4	2	5	11	15

		Crimes Against Persons					Crimes Against Property				Total		
		Assault Offenses	Forcible Sex Offenses	Murder	Other Crimes Against Persons	Total	Burglary/ B&E	Larceny	Other Crimes Against Property	Total			
Kanawha County	WV State	Total	6	1	0	0	7	5	3	6	14	21	
	Total		3,677	186	22	56	3,941	588	3,616	1,859	6,063	10,004	
Lewis County	Lewis Co SO	Adult Female	0	0	0	0	0	1	15	4	20	20	
		Adult Male	1	0	0	0	1	6	10	11	27	28	
		Juvenile Female	1	0	0	0	1	0	1	3	4	5	
		Juvenile Male	2	2	0	0	4	0	1	0	1	5	
		Total	4	2	0	0	6	7	27	18	52	58	
	Weston PD	Adult Female	6	0	0	0	6	0	0	0	0	6	
		Adult Male	16	0	0	0	16	0	2	0	2	18	
		Juvenile Male	0	0	0	0	0	0	2	0	2	2	
		Total	22	0	0	0	22	0	4	0	4	26	
	Weston SP	Adult Female	11	1	0	0	12	0	27	12	39	51	
		Adult Male	43	5	0	0	48	8	39	36	83	131	
		Juvenile Male	1	1	0	0	2	1	0	0	1	3	
		Total	55	7	0	0	62	9	66	48	123	185	
	Total		81	9	0	0	90	16	97	66	179	269	
	Lincoln County	Hamlin PD	Adult Female	1	0	0	0	1	1	0	0	1	2
			Adult Male	5	0	0	0	5	3	7	6	16	21
Total			6	0	0	0	6	4	7	6	17	23	

			Crimes Against Persons					Crimes Against Property				Total
			Assault Offenses	Forcible Sex Offenses	Murder	Other Crimes Against Persons	Total	Burglary/ B&E	Larceny	Other Crimes Against Property	Total	
Lincoln County	Hamlin SP	Adult Female	31	0	0	0	31	7	41	14	62	93
		Adult Male	103	12	0	2	117	31	72	51	154	271
		Juvenile Female	1	0	0	0	1	0	1	1	2	3
		Juvenile Male	8	4	0	0	12	0	1	1	2	14
		Total	143	16	0	2	161	38	115	67	220	381
	Total	149	16	0	2	167	42	122	73	237	404	
Logan County	Chapmanville PD	Adult Female	5	0	0	0	5	0	18	1	19	24
		Adult Male	13	0	0	0	13	0	16	6	22	35
		Juvenile Male	1	0	0	0	1	0	0	0	0	1
		Total	19	0	0	0	19	0	34	7	41	60
	Logan Co SO		0	0	0	0	0	1	4	0	5	5
		Adult Female	31	0	1	0	32	3	14	13	30	62
		Adult Male	74	0	0	0	74	14	53	42	109	183
		Juvenile Female	1	0	0	0	1	0	0	0	0	1
		Total	106	0	1	0	107	18	71	55	144	251
	Logan SP	Adult Female	67	0	0	2	69	15	43	31	89	158
		Adult Male	192	6	0	5	203	44	89	90	223	426
		Juvenile Female	0	0	0	0	0	0	0	3	3	3
Juvenile Male		3	2	0	0	5	0	2	2	4	9	
Total		262	8	0	7	277	59	134	126	319	596	

			Crimes Against Persons					Crimes Against Property				Total
			Assault Offenses	Forcible Sex Offenses	Murder	Other Crimes Against Persons	Total	Burglary/ B&E	Larceny	Other Crimes Against Property	Total	
Logan County	tf U S 119 Task Force	Adult Male	0	0	0	0	0	0	0	1	1	1
		Total	0	0	0	0	0	0	0	1	1	1
	Total	387	8	1	7	403	77	239	189	505	908	
Marion County	Fairmont Campus Police		0	0	0	0	0	0	1	0	1	1
		Adult Female	1	0	0	0	1	0	0	0	0	1
		Adult Male	2	1	0	0	3	0	2	3	5	8
		Total	3	1	0	0	4	0	3	3	6	10
	Fairmont PD		0	0	0	0	0	0	4	1	5	5
		Adult Female	38	0	0	2	40	3	29	23	55	95
		Adult Male	79	8	0	3	90	11	53	40	104	194
		Juvenile Female	5	0	0	0	5	0	1	0	1	6
		Juvenile Male	9	1	0	0	10	2	4	6	12	22
		Total	131	9	0	5	145	16	91	70	177	322
	Fairmont SP	Adult Female	5	0	0	0	5	3	8	10	21	26
		Adult Male	31	2	0	0	33	4	11	19	34	67
		Juvenile Male	0	0	0	0	0	1	0	0	1	1
		Total	36	2	0	0	38	8	19	29	56	94
	Marion Co SO	Adult Female	15	0	0	0	15	0	6	5	11	26
Adult Male		45	6	2	0	53	11	10	12	33	86	
Juvenile Male		6	0	0	0	6	2	2	0	4	10	

		Crimes Against Persons					Crimes Against Property				Total	
		Assault Offenses	Forcible Sex Offenses	Murder	Other Crimes Against Persons	Total	Burglary/ B&E	Larceny	Other Crimes Against Property	Total		
Marion County	Marion Co	Total	66	6	2	0	74	13	18	17	48	122
	TF--3 RIVERS	Adult Female	0	0	0	0	0	0	0	1	1	1
		Total	0	0	0	0	0	0	0	1	1	1
	White Hall PD	Adult Female	0	0	0	0	0	0	0	2	2	2
		Adult Male	1	0	0	0	1	0	10	8	18	19
		Total	1	0	0	0	1	0	10	10	20	21
	Total		237	18	2	5	262	37	141	130	308	570
Marshall County	Benwood PD	Adult Female	0	0	0	0	0	1	0	1	2	2
		Adult Male	5	0	0	0	5	2	2	3	7	12
		Total	5	0	0	0	5	3	2	4	9	14
	Glen Dale PD	Adult Female	0	0	0	0	0	0	2	1	3	3
		Adult Male	5	0	0	0	5	1	3	4	8	13
		Juvenile Male	1	0	0	0	1	0	0	0	0	1
		Total	6	0	0	0	6	1	5	5	11	17
	Marshall Co SO	Adult Female	38	0	0	0	38	1	12	12	25	63
		Adult Male	77	3	0	0	80	24	30	22	76	156
		Juvenile Female	2	0	0	0	2	0	3	0	3	5
Juvenile Male		12	1	0	0	13	0	17	3	20	33	
Total		129	4	0	0	133	25	62	37	124	257	

			Crimes Against Persons					Crimes Against Property				Total
			Assault Offenses	Forcible Sex Offenses	Murder	Other Crimes Against Persons	Total	Burglary/ B&E	Larceny	Other Crimes Against Property	Total	
Marshall County	Mc Mechen PD	Adult Female	3	0	0	0	3	0	0	0	0	3
		Juvenile Male	0	0	0	0	0	0	0	1	1	1
		Total	3	0	0	0	3	0	0	1	1	4
	Moundsville PD		0	0	0	2	2	0	6	3	9	11
		Adult Female	45	0	0	0	45	0	72	23	95	140
		Adult Male	73	2	0	2	77	2	76	41	119	196
		Juvenile Female	3	0	0	0	3	0	5	0	5	8
		Juvenile Male	8	2	0	0	10	0	4	9	13	23
		Total	129	4	0	4	137	2	163	76	241	378
	Moundsville SP		0	0	0	0	0	3	5	2	10	10
		Adult Female	9	1	0	0	10	1	5	1	7	17
		Adult Male	21	1	0	1	23	3	9	7	19	42
		Juvenile Male	1	0	0	0	1	0	0	0	0	1
		Total	31	2	0	1	34	7	19	10	36	70
	Total		303	10	0	5	318	38	251	133	422	740
Mason County	Mason Co SO	Adult Female	7	1	0	0	8	0	17	2	19	27
		Adult Male	22	1	0	1	24	0	28	11	39	63
		Juvenile Female	1	0	0	0	1	0	0	0	0	1
		Juvenile Male	4	0	0	0	4	0	2	0	2	6
		Total	34	2	0	1	37	0	47	13	60	97

			Crimes Against Persons					Crimes Against Property				Total
			Assault Offenses	Forcible Sex Offenses	Murder	Other Crimes Against Persons	Total	Burglary/ B&E	Larceny	Other Crimes Against Property	Total	
Mason County	Mason PD	Adult Female	0	0	0	0	0	0	6	0	6	6
		Adult Male	2	0	0	0	2	1	9	3	13	15
		Juvenile Female	1	0	0	0	1	0	0	0	0	1
		Total	3	0	0	0	3	1	15	3	19	22
	Point Pleasant PD	Adult Female	5	0	0	0	5	0	13	3	16	21
		Adult Male	35	0	0	0	35	5	31	19	55	90
		Juvenile Male	0	0	0	0	0	0	2	1	3	3
		Total	40	0	0	0	40	5	46	23	74	114
	Point Pleasant SP	Adult Female	9	0	0	0	9	2	12	3	17	26
		Adult Male	34	0	0	0	34	9	18	9	36	70
		Juvenile Female	2	0	0	0	2	0	1	0	1	3
		Juvenile Male	1	0	0	1	2	0	3	1	4	6
		Total	46	0	0	1	47	11	34	13	58	105
Total			123	2	0	2	127	17	142	52	211	338
McDowell County	McDowell Co SO		0	0	0	0	0	0	2	0	2	2
		Adult Female	29	0	1	0	30	2	6	7	15	45
		Adult Male	85	1	1	1	88	5	20	21	46	134
		Total	114	1	2	1	118	7	28	28	63	181
	Welch PD	Adult Female	1	0	0	0	1	0	2	0	2	3
		Adult Male	6	1	0	0	7	1	1	1	3	10

		Crimes Against Persons					Crimes Against Property				Total	
		Assault Offenses	Forcible Sex Offenses	Murder	Other Crimes Against Persons	Total	Burglary/ B&E	Larceny	Other Crimes Against Property	Total		
McDowell County	Welch PD	Total	7	1	0	0	8	1	3	1	5	13
	Welch SP	Adult Female	37	1	1	1	40	6	18	14	38	78
		Adult Male	114	8	2	1	125	17	58	25	100	225
		Juvenile Female	2	0	0	0	2	0	1	0	1	3
		Juvenile Male	0	0	0	0	0	0	2	0	2	2
		Total	153	9	3	2	167	23	79	39	141	308
	Total	274	11	5	3	293	31	110	68	209	502	
Mercer County	Bluefield PD		5	0	0	0	5	1	2	1	4	9
		Adult Female	59	0	2	0	61	3	31	22	56	117
		Adult Male	131	3	2	0	136	17	67	53	137	273
		Juvenile Female	5	0	0	0	5	0	0	0	0	5
		Juvenile Male	5	0	0	0	5	2	2	2	6	11
		Total	205	3	4	0	212	23	102	78	203	415
	Princeton PD	Adult Female	38	0	0	0	38	7	44	17	68	106
		Adult Male	86	2	1	5	94	9	67	38	114	208
		Juvenile Female	7	0	0	0	7	0	0	1	1	8
		Juvenile Male	6	0	0	0	6	0	1	7	8	14
		Total	137	2	1	5	145	16	112	63	191	336
	Princeton SP		1	0	0	0	1	33	130	49	212	213
		Adult Female	64	0	0	0	64	3	88	38	129	193

			Crimes Against Persons					Crimes Against Property				Total	
			Assault Offenses	Forcible Sex Offenses	Murder	Other Crimes Against Persons	Total	Burglary/ B&E	Larceny	Other Crimes Against Property	Total		
Mercer County	Princeton SP	Adult Male	177	3	1	1	182	35	115	98	248	430	
		Juvenile Female	3	0	0	0	3	0	1	1	2	5	
		Juvenile Male	5	2	0	0	7	0	1	2	3	10	
		Total	250	5	1	1	257	71	335	188	594	851	
	Turnpike - Mercer		0	0	0	0	0	0	0	1	1	1	
		Adult Female	1	0	0	0	1	0	0	0	0	1	
		Adult Male	1	0	0	0	1	0	0	1	1	2	
		Total	2	0	0	0	2	0	0	2	2	4	
	Total			594	10	6	6	616	110	549	331	990	1,606
	Mineral County	Keyser PD	Adult Female	12	0	0	0	12	4	38	4	46	58
Adult Male			37	1	0	1	39	11	25	8	44	83	
Juvenile Female			3	0	0	0	3	0	2	0	2	5	
Juvenile Male			4	1	0	0	5	0	5	1	6	11	
Total			56	2	0	1	59	15	70	13	98	157	
Keyser SP		Adult Female	31	0	0	0	31	9	40	36	85	116	
		Adult Male	69	1	0	1	71	30	71	80	181	252	
		Juvenile Female	2	0	0	0	2	1	5	2	8	10	
		Juvenile Male	4	0	0	0	4	5	5	7	17	21	
		Total	106	1	0	1	108	45	121	125	291	399	
Mineral Co	Adult Female	22	0	0	1	23	1	16	4	21	44		

			Crimes Against Persons					Crimes Against Property				Total	
			Assault Offenses	Forcible Sex Offenses	Murder	Other Crimes Against Persons	Total	Burglary/ B&E	Larceny	Other Crimes Against Property	Total		
Mineral County	Mineral Co SO	Adult Male	75	3	1	1	80	8	23	14	45	125	
		Juvenile Female	8	0	0	0	8	0	2	1	3	11	
		Juvenile Male	2	0	0	0	2	0	2	1	3	5	
		Total	107	3	1	2	113	9	43	20	72	185	
	Potomac State College Police	Adult Female	1	0	0	0	1	0	0	0	0	1	
		Adult Male	2	0	0	0	2	0	1	3	4	6	
		Juvenile Male	1	0	0	0	1	0	0	0	0	1	
		Total	4	0	0	0	4	0	1	3	4	8	
	Total			273	6	1	4	284	69	235	161	465	749
	Mingo County	Mingo Co SO	Adult Female	23	0	0	0	23	0	4	1	5	28
Adult Male			54	0	0	0	54	2	9	3	14	68	
Juvenile Male			1	0	0	0	1	0	0	0	0	1	
Total			78	0	0	0	78	2	13	4	19	97	
Williamson PD		Adult Female	16	0	0	0	16	0	5	13	18	34	
		Adult Male	38	4	0	0	42	5	15	27	47	89	
		Juvenile Female	1	0	0	0	1	0	0	0	0	1	
		Juvenile Male	2	0	0	0	2	0	0	0	0	2	
		Total	57	4	0	0	61	5	20	40	65	126	
Williamson SP		Adult Female	46	0	0	1	47	10	17	10	37	84	
	Adult Male	141	7	3	0	151	11	44	40	95	246		

			Crimes Against Persons					Crimes Against Property				Total	
			Assault Offenses	Forcible Sex Offenses	Murder	Other Crimes Against Persons	Total	Burglary/ B&E	Larceny	Other Crimes Against Property	Total		
Mingo County	Williamson SP	Juvenile Female	3	0	0	0	3	0	2	0	2	5	
		Juvenile Male	0	1	0	0	1	0	4	3	7	8	
		Total	190	8	3	1	202	21	67	53	141	343	
	Total	325	12	3	1	341	28	100	97	225	566		
Monongalia County	Granville PD	Adult Female	7	0	0	0	7	0	52	8	60	67	
		Adult Male	8	0	0	0	8	1	62	10	73	81	
		Juvenile Female	0	0	0	0	0	0	4	0	4	4	
		Juvenile Male	1	0	0	0	1	2	5	2	9	10	
		Total	16	0	0	0	16	3	123	20	146	162	
	Monongalia Co SO			0	0	0	0	0	1	1	0	2	2
		Adult Female		10	0	0	0	10	1	28	15	44	54
		Adult Male		38	4	1	0	43	31	66	45	142	185
		Juvenile Female		1	0	0	0	1	0	2	1	3	4
		Juvenile Male		4	0	0	0	4	0	1	0	1	5
		Total	53	4	1	0	58	33	98	61	192	250	
	Morgantown PD	Adult Female		40	1	0	0	41	5	116	32	153	194
		Adult Male		178	15	3	2	198	39	189	137	365	563
		Juvenile Female		1	0	0	0	1	0	1	1	2	3
		Juvenile Male		8	1	0	0	9	4	12	12	28	37
Total		227	17	3	2	249	48	318	182	548	797		

			Crimes Against Persons					Crimes Against Property				Total
			Assault Offenses	Forcible Sex Offenses	Murder	Other Crimes Against Persons	Total	Burglary/ B&E	Larceny	Other Crimes Against Property	Total	
Monongalia County	Morgantown SP		4	2	0	0	6	18	36	37	91	97
		Adult Female	32	0	0	0	32	2	46	27	75	107
		Adult Male	110	10	1	1	122	19	69	77	165	287
		Juvenile Female	2	0	0	0	2	0	0	6	6	8
		Juvenile Male	5	3	0	0	8	1	2	4	7	15
		Total	153	15	1	1	170	40	153	151	344	514
	WV University - Police	Adult Female	5	0	0	0	5	0	2	2	4	9
		Adult Male	19	2	0	0	21	2	13	10	25	46
		Total	24	2	0	0	26	2	15	12	29	55
	Total		473	38	5	3	519	126	707	426	1,259	1,778
Monroe County	Alderson PD	Adult Male	2	0	0	0	2	0	0	0	0	2
		Total	2	0	0	0	2	0	0	0	0	2
	Monroe Co SO	Adult Female	2	0	0	0	2	0	10	4	14	16
		Adult Male	27	0	0	1	28	3	5	5	13	41
		Total	29	0	0	1	30	3	15	9	27	57
	Union SP	Adult Female	10	0	0	0	10	0	7	4	11	21
		Adult Male	31	0	0	0	31	8	21	15	44	75
		Total	41	0	0	0	41	8	28	19	55	96
Total		72	0	0	1	73	11	43	28	82	155	

			Crimes Against Persons					Crimes Against Property				Total
			Assault Offenses	Forcible Sex Offenses	Murder	Other Crimes Against Persons	Total	Burglary/ B&E	Larceny	Other Crimes Against Property	Total	
Morgan County	Berkeley Springs (BATH) PD	Adult Female	0	0	0	0	0	0	1	0	1	1
		Adult Male	0	0	0	0	0	0	1	0	1	1
		Total	0	0	0	0	0	0	2	0	2	2
	Berkeley Springs SP	Adult Female	18	0	0	0	18	1	17	11	29	47
		Adult Male	39	3	0	0	42	6	26	15	47	89
		Juvenile Female	1	0	0	0	1	0	2	1	3	4
		Juvenile Male	0	0	0	0	0	0	8	2	10	10
		Total	58	3	0	0	61	7	53	29	89	150
	Morgan Co SO	Adult Female	13	0	0	1	14	2	3	1	6	20
		Adult Male	33	3	3	0	39	2	13	10	25	64
		Juvenile Female	2	0	0	0	2	0	0	0	0	2
		Juvenile Male	3	0	0	0	3	0	0	0	0	3
		Total	51	3	3	1	58	4	16	11	31	89
	Total		109	6	3	1	119	11	71	40	122	241
	Nicholas County	Nicholas Co SO	Adult Female	51	2	1	0	54	7	37	19	63
Adult Male			153	10	4	0	167	20	57	42	119	286
Juvenile Female			4	0	0	0	4	1	1	6	8	12
Juvenile Male			3	3	0	0	6	2	2	8	12	18
Total			211	15	5	0	231	30	97	75	202	433
Richwood SP		Adult Female	4	1	0	0	5	0	4	5	9	14

			Crimes Against Persons					Crimes Against Property				Total	
			Assault Offenses	Forcible Sex Offenses	Murder	Other Crimes Against Persons	Total	Burglary/ B&E	Larceny	Other Crimes Against Property	Total		
Nicholas County	Richwood SP	Adult Male	12	2	0	0	14	4	9	9	22	36	
		Total	16	3	0	0	19	4	13	14	31	50	
	Summersville PD	Adult Female	3	0	0	0	3	0	99	4	103	106	
		Adult Male	16	0	0	0	16	0	54	10	64	80	
		Juvenile Female	0	0	0	0	0	0	2	0	2	2	
		Juvenile Male	0	0	0	0	0	0	2	0	2	2	
		Total	19	0	0	0	19	0	157	14	171	190	
	Summersville SP		1	0	0	0	1	0	0	0	0	1	
		Adult Female	7	0	0	0	7	0	4	3	7	14	
		Adult Male	7	1	0	0	8	2	13	20	35	43	
		Juvenile Female	1	0	0	0	1	0	0	0	0	1	
		Total	16	1	0	0	17	2	17	23	42	59	
	Total			262	19	5	0	286	36	284	126	446	732
	Ohio County	Bethlehem PD	Adult Female	0	0	0	0	0	0	0	3	3	3
Adult Male			4	0	0	0	4	0	1	0	1	5	
Total			4	0	0	0	4	0	1	3	4	8	
Ohio Co SO		Adult Female	13	0	0	0	13	3	28	12	43	56	
		Adult Male	35	2	0	3	40	14	34	33	81	121	
		Juvenile Female	3	0	0	0	3	0	1	1	2	5	
		Juvenile Male	3	2	0	0	5	0	7	1	8	13	

		Crimes Against Persons					Crimes Against Property				Total	
		Assault Offenses	Forcible Sex Offenses	Murder	Other Crimes Against Persons	Total	Burglary/ B&E	Larceny	Other Crimes Against Property	Total		
Ohio County	Ohio Co SO	Total	54	4	0	3	61	17	70	47	134	195
	Wf Ohio Valley Drug & Vio Crime	Adult Male	1	0	0	0	1	0	0	0	0	1
		Total	1	0	0	0	1	0	0	0	0	1
	Wheeling PD		2	0	0	0	2	1	1	3	5	7
		Adult Female	109	0	0	0	109	15	114	56	185	294
		Adult Male	329	8	0	0	337	45	139	102	286	623
		Juvenile Female	4	1	0	0	5	0	5	1	6	11
		Juvenile Male	17	3	0	0	20	0	6	11	17	37
		Total	461	12	0	0	473	61	265	173	499	972
		Wheeling SP	Adult Female	5	0	0	0	5	2	5	6	13
		Adult Male	20	6	0	1	27	1	17	11	29	56
		Juvenile Male	4	0	0	0	4	1	1	0	2	6
		Total	29	6	0	1	36	4	23	17	44	80
	Total	549	22	0	4	575	82	359	240	681	1,256	
Pendleton County	Franklin SP	Adult Female	11	0	0	0	11	2	2	5	9	20
		Adult Male	29	0	0	1	30	4	16	14	34	64
		Juvenile Male	1	0	0	0	1	0	0	2	2	3
		Total	41	0	0	1	42	6	18	21	45	87
	Total	41	0	0	1	42	6	18	21	45	87	

			Crimes Against Persons					Crimes Against Property				Total	
			Assault Offenses	Forcible Sex Offenses	Murder	Other Crimes Against Persons	Total	Burglary/ B&E	Larceny	Other Crimes Against Property	Total		
Pleasants County	Pleasants Co SO	Adult Female	6	0	0	0	6	0	2	2	4	10	
		Adult Male	8	2	0	0	10	0	2	1	3	13	
		Juvenile Male	1	2	0	0	3	0	0	0	0	3	
		Total	15	4	0	0	19	0	4	3	7	26	
	St Marys SP	Adult Female	6	0	0	0	6	1	2	5	8	14	
		Adult Male	20	3	0	1	24	0	5	7	12	36	
		Juvenile Male	0	1	0	0	1	1	1	1	3	4	
		Total	26	4	0	1	31	2	8	13	23	54	
	Total			41	8	0	1	50	2	12	16	30	80
	Pocahontas County	Marlinton SP	Adult Female	21	1	0	0	22	2	8	11	21	43
Adult Male			52	3	0	1	56	4	21	17	42	98	
Juvenile Female			1	0	0	0	1	0	1	0	1	2	
Juvenile Male			1	2	0	0	3	0	0	0	0	3	
Total			75	6	0	1	82	6	30	28	64	146	
Pocahontas Co SO			0	1	0	0	1	0	0	0	0	1	
		Adult Male	3	0	0	0	3	0	0	1	1	4	
		Juvenile Female	1	0	0	0	1	0	0	0	0	1	
		Juvenile Male	1	0	0	0	1	0	0	1	1	2	
		Total	5	1	0	0	6	0	0	2	2	8	

			Crimes Against Persons					Crimes Against Property				Total
			Assault Offenses	Forcible Sex Offenses	Murder	Other Crimes Against Persons	Total	Burglary/ B&E	Larceny	Other Crimes Against Property	Total	
Total			80	7	0	1	88	6	30	30	66	154
Preston County	Kingwood PD	Adult Male	1	0	0	0	1	0	0	0	0	1
		Total	1	0	0	0	1	0	0	0	0	1
	Kingwood SP		0	0	0	0	0	0	1	1	2	2
		Adult Female	25	0	1	0	26	2	31	9	42	68
		Adult Male	75	6	0	0	81	11	32	30	73	154
		Juvenile Female	2	0	0	0	2	1	8	1	10	12
		Juvenile Male	6	0	0	0	6	3	3	2	8	14
		Total	108	6	1	0	115	17	75	43	135	250
		Preston Co SO	Adult Female	9	1	0	0	10	3	4	4	11
	Adult Male		23	3	0	0	26	13	15	14	42	68
	Juvenile Female		0	0	0	0	0	0	3	0	3	3
	Total		32	4	0	0	36	16	22	18	56	92
	Reedsville PD	Adult Female	0	0	0	0	0	0	2	0	2	2
		Total	0	0	0	0	0	0	2	0	2	2
	Total			141	10	1	0	152	33	99	61	193
Putnam County	Hurricane PD		0	0	0	0	0	0	1	0	1	1
		Adult Female	2	0	0	0	2	2	28	6	36	38
		Adult Male	4	0	1	0	5	5	33	12	50	55

			Crimes Against Persons					Crimes Against Property				Total
			Assault Offenses	Forcible Sex Offenses	Murder	Other Crimes Against Persons	Total	Burglary/ B&E	Larceny	Other Crimes Against Property	Total	
Putnam County	Hurricane PD	Juvenile Female	0	0	0	0	0	0	1	0	1	1
		Juvenile Male	0	0	0	0	0	0	1	3	4	4
		Total	6	0	1	0	7	7	64	21	92	99
	Putnam Co SO		4	2	0	0	6	16	98	39	153	159
		Adult Female	56	1	1	0	58	9	45	26	80	138
		Adult Male	197	10	1	4	212	39	164	85	288	500
		Juvenile Female	1	1	0	0	2	0	1	0	1	3
		Juvenile Male	10	4	0	0	14	0	4	3	7	21
		Total	268	18	2	4	292	64	312	153	529	821
	Winfield PD	Adult Female	3	0	0	0	3	0	3	4	7	10
		Adult Male	13	0	0	0	13	0	9	2	11	24
		Juvenile Female	2	0	0	0	2	0	0	0	0	2
		Juvenile Male	0	0	0	0	0	0	0	1	1	1
		Total	18	0	0	0	18	0	12	7	19	37
	Winfield SP	Adult Female	8	0	0	0	8	5	21	30	56	64
		Adult Male	33	7	0	0	40	10	21	38	69	109
Juvenile Male		0	0	0	0	0	0	1	1	2	2	
Total		41	7	0	0	48	15	43	69	127	175	
Total		333	25	3	4	365	86	431	250	767	1,132	
Raleigh	BCI - Beckley	Adult Female	0	0	0	0	0	0	2	2	2	

		Crimes Against Persons					Crimes Against Property				Total	
		Assault Offenses	Forcible Sex Offenses	Murder	Other Crimes Against Persons	Total	Burglary/ B&E	Larceny	Other Crimes Against Property	Total		
Raleigh County	BCI - Beckley	Total	0	0	0	0	0	0	2	2	2	
	Beckley PD		2	0	0	0	2	0	1	2	3	5
		Adult Female	130	3	0	1	134	22	322	113	457	591
		Adult Male	415	10	0	7	432	71	292	225	588	1,020
		Juvenile Female	20	1	0	0	21	0	15	5	20	41
		Juvenile Male	23	4	0	0	27	5	18	16	39	66
		Total	590	18	0	8	616	98	648	361	1,107	1,723
		Beckley SP		0	0	0	0	0	0	0	1	1
	Adult Female		16	0	0	0	16	9	66	56	131	147
	Adult Male		89	7	2	0	98	44	94	113	251	349
	Juvenile Female		1	0	0	0	1	0	1	1	2	3
	Juvenile Male		3	1	0	0	4	2	2	21	25	29
	Total		109	8	2	0	119	55	163	192	410	529
	Mabscott PD	Adult Male	0	0	0	0	0	1	1	1	3	3
		Total	0	0	0	0	0	1	1	1	3	3
	Raleigh Co SO		1	0	0	0	1	1	8	4	13	14
		Adult Female	97	0	0	0	97	24	116	69	209	306
		Adult Male	274	9	3	1	287	91	215	152	458	745
		Juvenile Female	1	0	0	0	1	1	5	1	7	8
		Juvenile Male	12	0	0	0	12	2	2	2	6	18

		Crimes Against Persons					Crimes Against Property				Total	
		Assault Offenses	Forcible Sex Offenses	Murder	Other Crimes Against Persons	Total	Burglary/ B&E	Larceny	Other Crimes Against Property	Total		
Raleigh County	Raleigh Co	Total	385	9	3	1	398	119	346	228	693	1,091
	Turnpike - Raleigh		0	0	0	0	0	2	1	2	5	5
		Adult Female	0	0	0	0	0	0	3	3	6	6
		Adult Male	1	0	0	0	1	1	3	2	6	7
		Juvenile Male	0	0	0	0	0	0	0	1	1	1
		Total	1	0	0	0	1	3	7	8	18	19
	Total	1,085	35	5	9	1,134	276	1,165	792	2,233	3,367	
Randolph County	Elkins PD	Adult Female	5	0	0	0	5	1	7	3	11	16
		Adult Male	17	1	0	0	18	2	9	11	22	40
		Juvenile Female	3	0	0	0	3	0	0	0	0	3
		Juvenile Male	3	1	0	0	4	0	3	0	3	7
		Total	28	2	0	0	30	3	19	14	36	66
	Elkins SP		0	0	0	0	0	0	1	0	1	1
		Adult Female	35	0	0	0	35	5	48	35	88	123
		Adult Male	85	13	0	1	99	19	72	72	163	262
		Juvenile Female	3	0	0	0	3	0	1	0	1	4
		Juvenile Male	4	2	0	0	6	0	3	3	6	12
		Total	127	15	0	1	143	24	125	110	259	402
	Randolph Co SO	Adult Female	4	0	0	0	4	1	3	2	6	10
		Adult Male	16	1	0	0	17	3	8	12	23	40

			Crimes Against Persons					Crimes Against Property				Total
			Assault Offenses	Forcible Sex Offenses	Murder	Other Crimes Against Persons	Total	Burglary/ B&E	Larceny	Other Crimes Against Property	Total	
Randolph County	Randolph Co SO	Juvenile Male	0	0	0	0	0	0	0	2	2	2
		Total	20	1	0	0	21	4	11	16	31	52
	Total	175	18	0	1	194	31	155	140	326	520	
Ritchie County	Harrisville PD	Adult Female	1	0	0	0	1	0	0	0	0	1
		Adult Male	3	0	0	0	3	0	2	0	2	5
		Total	4	0	0	0	4	0	2	0	2	6
	Harrisville SP	Adult Female	6	1	0	0	7	0	4	4	8	15
		Adult Male	23	2	0	2	27	0	11	14	25	52
		Juvenile Male	0	0	0	0	0	0	0	1	1	1
		Total	29	3	0	2	34	0	15	19	34	68
	Ritchie Co SO	Adult Female	7	1	0	0	8	0	5	3	8	16
		Adult Male	16	1	0	0	17	1	8	3	12	29
		Juvenile Male	0	1	0	0	1	0	0	0	0	1
		Total	23	3	0	0	26	1	13	6	20	46
	Total	56	6	0	2	64	1	30	25	56	120	
Roane County	Roane Co SO	Adult Female	4	0	0	0	4	0	4	7	11	15
		Adult Male	27	2	0	2	31	0	8	8	16	47
		Juvenile Male	2	1	0	0	3	0	0	1	1	4
		Total	33	3	0	2	38	0	12	16	28	66

			Crimes Against Persons					Crimes Against Property				Total
			Assault Offenses	Forcible Sex Offenses	Murder	Other Crimes Against Persons	Total	Burglary/ B&E	Larceny	Other Crimes Against Property	Total	
Roane County	Spencer PD	Adult Female	8	0	0	0	8	1	45	4	50	58
		Adult Male	14	0	0	1	15	1	18	7	26	41
		Juvenile Female	0	0	0	0	0	0	3	0	3	3
		Juvenile Male	1	0	0	0	1	0	1	0	1	2
		Total	23	0	0	1	24	2	67	11	80	104
	Spencer SP	Adult Female	11	0	0	0	11	0	10	7	17	28
		Adult Male	50	5	0	0	55	8	15	9	32	87
		Juvenile Female	1	0	0	0	1	0	1	1	2	3
		Juvenile Male	1	1	0	0	2	0	2	3	5	7
		Total	63	6	0	0	69	8	28	20	56	125
Total			119	9	0	3	131	10	107	47	164	295
Summers County	Hinton PD	Adult Female	23	1	0	0	24	0	26	11	37	61
		Adult Male	35	0	0	1	36	7	32	23	62	98
		Total	58	1	0	1	60	7	58	34	99	159
	Hinton SP	Adult Female	4	0	0	0	4	1	9	7	17	21
		Adult Male	21	1	0	1	23	10	21	21	52	75
		Total	25	1	0	1	27	11	30	28	69	96
	Summers Co SO	Adult Female	5	0	0	0	5	0	1	4	5	10
		Adult Male	11	1	0	1	13	5	3	4	12	25
Juvenile Male		1	0	0	0	1	0	0	0	0	1	

		Crimes Against Persons					Crimes Against Property					Total
		Assault Offenses	Forcible Sex Offenses	Murder	Other Crimes Against Persons	Total	Burglary/ B&E	Larceny	Other Crimes Against Property	Total		
Summers County	Summers Co	Total	17	1	0	1	19	5	4	8	17	36
	Total		100	3	0	3	106	23	92	70	185	291
Taylor County	Grafton PD	Adult Female	3	0	1	0	4	0	1	0	1	5
		Adult Male	8	1	0	1	10	2	6	3	11	21
		Total	11	1	1	1	14	2	7	3	12	26
	Grafton SP	Adult Female	1	0	0	0	1	0	1	0	1	2
		Adult Male	4	3	0	1	8	0	0	1	1	9
		Juvenile Male	0	1	0	0	1	0	0	0	0	1
		Total	5	4	0	1	10	0	1	1	2	12
	Taylor Co SO	Adult Female	1	0	0	0	1	0	1	0	1	2
		Total	1	0	0	0	1	0	1	0	1	2
	Total		17	5	1	2	25	2	9	4	15	40
Tucker County	Parsons PD	Adult Female	0	0	0	0	0	0	0	1	1	1
		Adult Male	0	0	0	0	0	0	2	0	2	2
		Total	0	0	0	0	0	0	2	1	3	3
	Parsons SP		2	0	0	0	2	0	0	0	0	2
		Adult Female	6	0	0	1	7	2	2	6	10	17
		Adult Male	23	5	0	0	28	3	7	14	24	52
		Juvenile Female	1	0	0	0	1	0	0	0	0	1

			Crimes Against Persons					Crimes Against Property				Total
			Assault Offenses	Forcible Sex Offenses	Murder	Other Crimes Against Persons	Total	Burglary/ B&E	Larceny	Other Crimes Against Property	Total	
Tucker County	Parsons SP	Juvenile Male	5	1	0	0	6	0	0	2	2	8
		Total	37	6	0	1	44	5	9	22	36	80
	Total	37	6	0	1	44	5	11	23	39	83	
Tyler County	Sistersville PD	Adult Female	1	0	0	0	1	0	0	0	0	1
		Adult Male	2	1	0	0	3	2	1	2	5	8
		Total	3	1	0	0	4	2	1	2	5	9
	Tyler Co SO	Adult Female	2	0	0	0	2	0	0	1	1	3
		Adult Male	17	1	0	0	18	1	3	15	19	37
		Total	19	1	0	0	20	1	3	16	20	40
Total	22	2	0	0	24	3	4	18	25	49		
Upshur County	Buckhannon PD		1	0	0	0	1	2	0	0	2	3
		Adult Female	9	0	0	0	9	2	46	8	56	65
		Adult Male	37	6	0	0	43	1	54	33	88	131
		Juvenile Female	4	0	0	0	4	1	1	1	3	7
		Juvenile Male	3	0	0	0	3	1	3	2	6	9
		Total	54	6	0	0	60	7	104	44	155	215
	Buckhannon SP	Adult Female	16	0	0	0	16	1	7	12	20	36
		Adult Male	39	5	0	3	47	5	32	22	59	106
		Juvenile Female	2	0	0	0	2	0	0	2	2	4

			Crimes Against Persons					Crimes Against Property				Total
			Assault Offenses	Forcible Sex Offenses	Murder	Other Crimes Against Persons	Total	Burglary/ B&E	Larceny	Other Crimes Against Property	Total	
Upshur County	Buckhannon SP	Juvenile Male	5	0	0	0	5	0	1	4	5	10
		Total	62	5	0	3	70	6	40	40	86	156
	Upshur Co SO	Adult Female	2	0	0	0	2	1	1	2	4	6
		Adult Male	23	1	0	1	25	2	6	14	22	47
		Juvenile Female	3	0	0	0	3	0	0	0	0	3
		Juvenile Male	12	0	0	1	13	0	0	0	0	13
		Total	40	1	0	2	43	3	7	16	26	69
Total	156	12	0	5	173	16	151	100	267	440		
Wayne County	Kenova PD	Adult Female	4	0	0	0	4	0	12	2	14	18
		Adult Male	12	2	0	0	14	0	15	7	22	36
		Juvenile Female	0	0	0	0	0	0	1	0	1	1
		Total	16	2	0	0	18	0	28	9	37	55
	Wayne Co SO	Adult Female	7	0	1	0	8	5	14	3	22	30
		Adult Male	33	2	3	0	38	15	45	8	68	106
		Juvenile Male	1	2	0	0	3	1	3	0	4	7
		Total	41	4	4	0	49	21	62	11	94	143
	Wayne SP	Adult Female	26	2	0	0	28	9	78	27	114	142
		Adult Male	92	5	3	1	101	27	122	77	226	327
		Juvenile Female	9	0	0	0	9	0	4	1	5	14
		Juvenile Male	7	1	0	0	8	2	9	7	18	26

		Crimes Against Persons					Crimes Against Property				Total	
		Assault Offenses	Forcible Sex Offenses	Murder	Other Crimes Against Persons	Total	Burglary/B&E	Larceny	Other Crimes Against Property	Total		
Wayne County	Wayne SP	Total	134	8	3	1	146	38	213	112	363	509
	Total		191	14	7	1	213	59	303	132	494	707
Webster County	Upperglade SP	Adult Female	24	0	1	0	25	2	14	7	23	48
		Adult Male	58	3	0	1	62	9	35	18	62	124
		Juvenile Male	3	0	0	0	3	0	0	0	0	3
		Total	85	3	1	1	90	11	49	25	85	175
	Total		85	3	1	1	90	11	49	25	85	175
Wetzel County	Hundred SP		0	0	2	0	2	0	0	0	0	2
		Adult Female	5	0	3	0	8	0	3	1	4	12
		Adult Male	22	0	3	0	25	3	1	12	16	41
		Juvenile Female	1	0	0	0	1	0	0	0	0	1
		Juvenile Male	0	0	0	0	0	0	0	1	1	1
		Total	28	0	8	0	36	3	4	14	21	57
	Paden City SP	Adult Female	8	1	0	0	9	1	2	4	7	16
		Adult Male	16	2	0	0	18	3	9	14	26	44
		Juvenile Male	1	1	0	0	2	0	0	0	0	2
		Total	25	4	0	0	29	4	11	18	33	62
	Wetzel Co SO	Adult Female	0	0	0	0	0	1	0	0	1	1
Adult Male		2	0	0	0	2	0	3	0	3	5	

			Crimes Against Persons					Crimes Against Property				Total	
			Assault Offenses	Forcible Sex Offenses	Murder	Other Crimes Against Persons	Total	Burglary/ B&E	Larceny	Other Crimes Against Property	Total		
Wetzel County	Wetzel Co	Total	2	0	0	0	2	1	3	0	4	6	
	Total		55	4	8	0	67	8	18	32	58	125	
Wirt County	Elizabeth SP		4	0	0	0	4	26	38	20	84	88	
		Adult Female	3	1	0	0	4	1	8	6	15	19	
		Adult Male	61	7	0	1	69	10	14	8	32	101	
		Juvenile Female	1	0	0	0	1	0	0	0	0	1	
		Juvenile Male	1	1	0	1	3	2	0	2	4	7	
		Total	70	9	0	2	81	39	60	36	135	216	
	Wirt Co SO	Adult Female	0	0	0	0	0	1	4	0	5	5	
		Adult Male	1	0	0	0	1	3	9	1	13	14	
		Juvenile Female	0	0	0	0	0	0	1	0	1	1	
		Juvenile Male	0	0	0	0	0	0	2	0	2	2	
		Total	1	0	0	0	1	4	16	1	21	22	
	Total		71	9	0	2	82	43	76	37	156	238	
	Wood County	DNR - 6 - Wood	Adult Male	0	0	0	0	0	0	1	0	1	1
			Total	0	0	0	0	0	0	1	0	1	1
Parkersburg PD			0	0	0	0	0	0	2	0	2	2	
		Adult Female	92	0	0	1	93	17	100	77	194	287	
		Adult Male	297	18	1	6	322	60	218	133	411	733	

			Crimes Against Persons					Crimes Against Property				Total
			Assault Offenses	Forcible Sex Offenses	Murder	Other Crimes Against Persons	Total	Burglary/ B&E	Larceny	Other Crimes Against Property	Total	
Wood County	Parkersburg PD	Juvenile Female	21	0	0	0	21	4	11	1	16	37
		Juvenile Male	21	2	0	0	23	3	19	17	39	62
		Total	431	20	1	7	459	84	350	228	662	1,121
	Parkersburg SP		0	0	0	0	0	1	0	0	1	1
		Adult Female	13	0	0	1	14	4	7	20	31	45
		Adult Male	40	3	0	1	44	11	21	36	68	112
		Juvenile Female	1	0	0	0	1	0	0	2	2	3
		Juvenile Male	8	1	0	0	9	1	0	4	5	14
		Total	62	4	0	2	68	17	28	62	107	175
	Vienna PD		1	0	0	0	1	0	0	1	1	2
		Adult Female	10	0	0	0	10	4	53	11	68	78
		Adult Male	24	0	0	1	25	16	68	20	104	129
		Juvenile Female	0	0	0	0	0	0	6	1	7	7
		Juvenile Male	1	0	0	0	1	0	5	1	6	7
		Total	36	0	0	1	37	20	132	34	186	223
	Williamstown PD	Adult Female	0	0	0	0	0	0	2	0	2	2
		Adult Male	3	1	0	0	4	0	2	0	2	6
		Juvenile Male	1	0	0	0	1	0	1	0	1	2
		Total	4	1	0	0	5	0	5	0	5	10
	Wood Co SO	Adult Female	19	1	0	0	20	7	16	18	41	61

			Crimes Against Persons					Crimes Against Property				Total
			Assault Offenses	Forcible Sex Offenses	Murder	Other Crimes Against Persons	Total	Burglary/ B&E	Larceny	Other Crimes Against Property	Total	
Wood County	Wood Co SO	Adult Male	76	6	0	0	82	8	29	28	65	147
		Juvenile Female	3	0	0	0	3	0	0	2	2	5
		Juvenile Male	3	1	0	0	4	1	2	2	5	9
		Total	101	8	0	0	109	16	47	50	113	222
	Total	634	33	1	10	678	137	563	374	1,074	1,752	
Wyoming County	Jesse SP		1	0	0	0	1	0	0	0	0	1
		Adult Female	7	1	0	0	8	2	6	7	15	23
		Adult Male	31	2	0	1	34	6	24	14	44	78
		Juvenile Male	0	2	0	1	3	0	1	1	2	5
		Total	39	5	0	2	46	8	31	22	61	107
	Oceana PD		1	0	0	0	1	0	1	0	1	2
		Adult Female	7	0	0	0	7	5	48	9	62	69
		Adult Male	31	0	0	0	31	12	55	23	90	121
		Juvenile Female	1	0	0	0	1	0	1	0	1	2
		Juvenile Male	1	0	0	0	1	0	1	1	2	3
		Total	41	0	0	0	41	17	106	33	156	197
	Wyoming Co SO	Adult Female	13	0	0	0	13	4	9	2	15	28
		Adult Male	81	6	0	0	87	25	19	22	66	153
		Juvenile Male	2	0	0	0	2	0	0	0	0	2
Total		96	6	0	0	102	29	28	24	81	183	

		Crimes Against Persons					Crimes Against Property				Total
		Assault Offenses	Forcible Sex Offenses	Murder	Other Crimes Against Persons	Total	Burglary/ B&E	Larceny	Other Crimes Against Property	Total	
<i>Wyoming</i>	Total	176	11	0	2	189	54	165	79	298	487
Total		15,102	804	101	197	16,204	2,903	14,539	8,442	25,884	42,088

Offenses (Group "A") by Agency

2014

COUNTY

AGENCY

OFFENSE CATEGORY

OFFENSE

OF OFFENSES

Barbour County TOTAL 168

Belington PD	TOTAL	3
ASSAULT OFFENSES		1
Aggravated Assault		1
LARCENY/THEFT OFFENSES		1
All Other Larceny		1
DESTRUCTION/DAMAGE/VANDALISM OF PROPERTY		1
Destruction/Damage/Vandalism of Property		1
Philippi PD	TOTAL	6
ASSAULT OFFENSES		3
Aggravated Assault		2
Intimidation		1
LARCENY/THEFT OFFENSES		1
Shoplifting		1
COUNTERFEITING/FORGERY		2
Counterfeiting/Forgery		2

Offenses (Group "A") by Agency

2014

COUNTY

AGENCY

OFFENSE CATEGORY

OFFENSE

OF OFFENSES

Philippi SP	TOTAL	159
SEX OFFENSES, FORCIBLE		5
Forcible Fondling		2
Forcible Rape		2
Sexual Assault With An Object		1
SEX OFFENSES, NONFORCIBLE		2
Statutory Rape		2
ASSAULT OFFENSES		39
Aggravated Assault		5
Intimidation		4
Simple Assault		31
KIDNAPING/ABDUCTION		1
Kidnaping/Abduction		1
BURGLARY/BREAKING & ENTERING		23
Burglary/Breaking & Entering		23
LARCENY/THEFT OFFENSES		39
All Other Larceny		20
Theft From Building		11
Theft From Motor Vehicle		7
Theft of Motor Vehicle Parts/Accessories		1
MOTOR VEHICLE THEFT		7
Motor Vehicle Theft		7
COUNTERFEITING/FORGERY		3
Counterfeiting/Forgery		3
DESTRUCTION/DAMAGE/VANDALISM OF PROPERTY		17
Destruction/Damage/Vandalism of Property		17
FRAUD OFFENSES		7
Credit Card/Automatic Teller Fraud		3
False Pretenses/Swindle/Confidence Game		4
STOLEN PROPERTY OFFENSES		3
Stolen Property Offenses		3
DRUG/NARCOTIC OFFENSES		8
Drug Equipment Violations		2
Drug/Narcotic Violations		8
WEAPON LAW VIOLATIONS		2
Weapon Law Violations		2

Offenses (Group "A") by Agency

2014

COUNTY

AGENCY

OFFENSE CATEGORY

OFFENSE

OF OFFENSES

Berkeley	County TOTAL	4183
----------	--------------	------

Offenses (Group "A") by Agency

2014

COUNTY

AGENCY

OFFENSE CATEGORY

OFFENSE

OF OFFENSES

<u>Berkeley Co SO</u>	<u>TOTAL</u>	<u>1,998</u>
HOMICIDE OFFENSES		5
Murder and Nonnegligent Manslaughter		4
Negligent Manslaughter		1
SEX OFFENSES, FORCIBLE		34
Forcible Fondling		19
Forcible Rape		12
Forcible Sodomy		1
Sexual Assault With An Object		2
SEX OFFENSES, NONFORCIBLE		3
Incest		1
Statutory Rape		2
ASSAULT OFFENSES		388
Aggravated Assault		50
Intimidation		8
Simple Assault		332
ROBBERY		22
Robbery		22
BURGLARY/BREAKING & ENTERING		282
Burglary/Breaking & Entering		282
LARCENY/THEFT OFFENSES		810
All Other Larceny		431
Shoplifting		205
Theft From Motor Vehicle		159
Theft of Motor Vehicle Parts/Accessories		16
MOTOR VEHICLE THEFT		34
Motor Vehicle Theft		34
ARSON		5
Arson		5
COUNTERFEITING/FORGERY		21
Counterfeiting/Forgery		21
DESTRUCTION/DAMAGE/VANDALISM OF PROPERTY		111
Destruction/Damage/Vandalism of Property		111
EMBEZZLEMENT		10
Embezzlement		10
FRAUD OFFENSES		65
Credit Card/Automatic Teller Fraud		3

Offenses (Group "A") by Agency

2014

COUNTY

AGENCY

OFFENSE CATEGORY

OFFENSE

OF OFFENSES

False Pretenses/Swindle/Confidence Game	61
Impersonation	1
STOLEN PROPERTY OFFENSES	35
Stolen Property Offenses	35
DRUG/NARCOTIC OFFENSES	157
Drug/Narcotic Violations	157
PORNOGRAPHY/OBSCENE MATERIAL	2
Pornography/Obscene Material	2
PROSTITUTION OFFENSES	1
Prostitution	1
WEAPON LAW VIOLATIONS	10
Weapon Law Violations	10

Offenses (Group "A") by Agency

2014

COUNTY

AGENCY

OFFENSE CATEGORY

OFFENSE

OF OFFENSES

<u>Martinsburg PD</u>	<u>TOTAL</u>	<u>420</u>
SEX OFFENSES, FORCIBLE		1
Forcible Rape		1
ASSAULT OFFENSES		63
Aggravated Assault		11
Intimidation		3
Simple Assault		52
KIDNAPING/ABDUCTION		1
Kidnaping/Abduction		1
ROBBERY		4
Robbery		4
BURGLARY/BREAKING & ENTERING		21
Burglary/Breaking & Entering		21
LARCENY/THEFT OFFENSES		184
All Other Larceny		54
Shoplifting		106
Theft From Motor Vehicle		23
Theft of Motor Vehicle Parts/Accessories		1
MOTOR VEHICLE THEFT		8
Motor Vehicle Theft		8
COUNTERFEITING/FORGERY		5
Counterfeiting/Forgery		5
DESTRUCTION/DAMAGE/VANDALISM OF PROPERTY		13
Destruction/Damage/Vandalism of Property		13
EMBEZZLEMENT		2
Embezzlement		2
FRAUD OFFENSES		16
Credit Card/Automatic Teller Fraud		7
False Pretenses/Swindle/Confidence Game		9
STOLEN PROPERTY OFFENSES		9
Stolen Property Offenses		9
DRUG/NARCOTIC OFFENSES		77
Drug/Narcotic Violations		77
PORNOGRAPHY/OBSCENE MATERIAL		1
Pornography/Obscene Material		1
PROSTITUTION OFFENSES		4
Prostitution		4

Offenses (Group "A") by Agency

2014

COUNTY

AGENCY

OFFENSE CATEGORY

OFFENSE

OF OFFENSES

WEAPON LAW VIOLATIONS

8

Weapon Law Violations

8

Offenses (Group "A") by Agency

2014

COUNTY

AGENCY

OFFENSE CATEGORY

OFFENSE

OF OFFENSES

<u>Martinsburg SP</u>	<u>TOTAL</u>	<u>1,578</u>
HOMICIDE OFFENSES		1
Murder and Nonnegligent Manslaughter		1
SEX OFFENSES, FORCIBLE		9
Forcible Fondling		5
Forcible Rape		3
Forcible Sodomy		1
SEX OFFENSES, NONFORCIBLE		2
Incest		1
Statutory Rape		1
ASSAULT OFFENSES		258
Aggravated Assault		51
Intimidation		61
Simple Assault		155
KIDNAPING/ABDUCTION		2
Kidnaping/Abduction		2
ROBBERY		12
Robbery		12
BURGLARY/BREAKING & ENTERING		155
Burglary/Breaking & Entering		155
LARCENY/THEFT OFFENSES		497
All Other Larceny		169
Shoplifting		135
Theft From Building		17
Theft From Motor Vehicle		100
Theft of Motor Vehicle Parts/Accessories		79
MOTOR VEHICLE THEFT		56
Motor Vehicle Theft		56
ARSON		5
Arson		5
COUNTERFEITING/FORGERY		26
Counterfeiting/Forgery		26
DESTRUCTION/DAMAGE/VANDALISM OF PROPERTY		150
Destruction/Damage/Vandalism of Property		150
EMBEZZLEMENT		10
Embezzlement		10
EXTORTION/BLACKMAIL		1

Offenses (Group "A") by Agency

2014

COUNTY

AGENCY

OFFENSE CATEGORY

OFFENSE

OF OFFENSES

Extortion/Blackmail	1
FRAUD OFFENSES	110
Credit Card/Automatic Teller Fraud	29
False Pretenses/Swindle/Confidence Game	70
Impersonation	12
Wire Fraud	1
STOLEN PROPERTY OFFENSES	31
Stolen Property Offenses	31
DRUG/NARCOTIC OFFENSES	220
Drug Equipment Violations	1
Drug/Narcotic Violations	219
PORNOGRAPHY/OBSCENE MATERIAL	2
Pornography/Obscene Material	2
PROSTITUTION OFFENSES	1
Assisting or Promoting Prostitution	1
WEAPON LAW VIOLATIONS	16
Weapon Law Violations	16
tf Eastern Panhandle Drug & Vio	187
LARCENY/THEFT OFFENSES	2
Theft From Building	2
DRUG/NARCOTIC OFFENSES	176
Drug/Narcotic Violations	176
GAMBLING OFFENSES	9
Betting/Wagering	9
Boone County TOTAL	939

Offenses (Group "A") by Agency

2014

COUNTY

AGENCY

OFFENSE CATEGORY

OFFENSE

OF OFFENSES

<u>Boone Co SO</u>	<u>TOTAL</u>	<u>159</u>
SEX OFFENSES, FORCIBLE		1
Forcible Fondling		1
ASSAULT OFFENSES		49
Aggravated Assault		8
Intimidation		9
Simple Assault		32
ROBBERY		1
Robbery		1
BURGLARY/BREAKING & ENTERING		32
Burglary/Breaking & Entering		32
LARCENY/THEFT OFFENSES		45
All Other Larceny		45
MOTOR VEHICLE THEFT		11
Motor Vehicle Theft		11
DESTRUCTION/DAMAGE/VANDALISM OF PROPERTY		20
Destruction/Damage/Vandalism of Property		20
<u>Madison PD</u>	<u>TOTAL</u>	<u>9</u>
BURGLARY/BREAKING & ENTERING		6
Burglary/Breaking & Entering		6
LARCENY/THEFT OFFENSES		3
All Other Larceny		2
Theft From Motor Vehicle		1

Offenses (Group "A") by Agency

2014

COUNTY

AGENCY

OFFENSE CATEGORY

OFFENSE

OF OFFENSES

<u>Madison SP</u>	<u>TOTAL</u>	<u>468</u>
HOMICIDE OFFENSES		1
Murder and Nonnegligent Manslaughter		1
SEX OFFENSES, FORCIBLE		3
Forcible Fondling		1
Forcible Rape		2
SEX OFFENSES, NONFORCIBLE		1
Statutory Rape		1
ASSAULT OFFENSES		78
Aggravated Assault		15
Intimidation		21
Simple Assault		44
KIDNAPING/ABDUCTION		1
Kidnaping/Abduction		1
ROBBERY		2
Robbery		2
BURGLARY/BREAKING & ENTERING		53
Burglary/Breaking & Entering		53
LARCENY/THEFT OFFENSES		132
All Other Larceny		86
Shoplifting		10
Theft From Motor Vehicle		11
Theft of Motor Vehicle Parts/Accessories		25
MOTOR VEHICLE THEFT		30
Motor Vehicle Theft		30
ARSON		1
Arson		1
COUNTERFEITING/FORGERY		7
Counterfeiting/Forgery		7
DESTRUCTION/DAMAGE/VANDALISM OF PROPERTY		34
Destruction/Damage/Vandalism of Property		34
EMBEZZLEMENT		4
Embezzlement		4
FRAUD OFFENSES		9
Credit Card/Automatic Teller Fraud		1
False Pretenses/Swindle/Confidence Game		5
Impersonation		3

Offenses (Group "A") by Agency

2014

COUNTY

AGENCY

OFFENSE CATEGORY

OFFENSE

OF OFFENSES

STOLEN PROPERTY OFFENSES	10
Stolen Property Offenses	10
DRUG/NARCOTIC OFFENSES	94
Drug Equipment Violations	1
Drug/Narcotic Violations	93
WEAPON LAW VIOLATIONS	6
Weapon Law Violations	6

Offenses (Group "A") by Agency

2014

COUNTY

AGENCY

OFFENSE CATEGORY

OFFENSE

OF OFFENSES

Whitesville SP	TOTAL	303
SEX OFFENSES, FORCIBLE		2
Forcible Fondling		1
Forcible Rape		1
ASSAULT OFFENSES		64
Aggravated Assault		20
Intimidation		15
Simple Assault		30
ROBBERY		1
Robbery		1
BURGLARY/BREAKING & ENTERING		33
Burglary/Breaking & Entering		33
LARCENY/THEFT OFFENSES		87
All Other Larceny		77
Pocket-picking		1
Shoplifting		8
Theft From Motor Vehicle		1
MOTOR VEHICLE THEFT		6
Motor Vehicle Theft		6
ARSON		1
Arson		1
COUNTERFEITING/FORGERY		7
Counterfeiting/Forgery		7
DESTRUCTION/DAMAGE/VANDALISM OF PROPERTY		40
Destruction/Damage/Vandalism of Property		40
EMBEZZLEMENT		1
Embezzlement		1
FRAUD OFFENSES		9
False Pretenses/Swindle/Confidence Game		8
Impersonation		1
STOLEN PROPERTY OFFENSES		4
Stolen Property Offenses		4
DRUG/NARCOTIC OFFENSES		41
Drug Equipment Violations		3
Drug/Narcotic Violations		39
PORNOGRAPHY/OBSCENE MATERIAL		1
Pornography/Obscene Material		1

Offenses (Group "A") by Agency

2014

COUNTY

AGENCY

OFFENSE CATEGORY

OFFENSE

OF OFFENSES

WEAPON LAW VIOLATIONS	4
Weapon Law Violations	4

Braxton	County TOTAL	377
----------------	---------------------	------------

<u>Braxton Co SO</u>	<u>TOTAL</u>	<u>75</u>
ASSAULT OFFENSES		20
Aggravated Assault		5
Intimidation		5
Simple Assault		10
BURGLARY/BREAKING & ENTERING		12
Burglary/Breaking & Entering		12
LARCENY/THEFT OFFENSES		15
All Other Larceny		12
Theft From Coin Operated Machine or Device		1
Theft From Motor Vehicle		2
MOTOR VEHICLE THEFT		2
Motor Vehicle Theft		2
COUNTERFEITING/FORGERY		3
Counterfeiting/Forgery		3
DESTRUCTION/DAMAGE/VANDALISM OF PROPERTY		13
Destruction/Damage/Vandalism of Property		13
FRAUD OFFENSES		3
False Pretenses/Swindle/Confidence Game		3
DRUG/NARCOTIC OFFENSES		5
Drug/Narcotic Violations		5
WEAPON LAW VIOLATIONS		2
Weapon Law Violations		2

Offenses (Group "A") by Agency

2014

COUNTY

AGENCY

OFFENSE CATEGORY

OFFENSE

OF OFFENSES

<u>Sutton SP</u>	<u>TOTAL</u>	<u>302</u>
HOMICIDE OFFENSES		1
Murder and Nonnegligent Manslaughter		1
SEX OFFENSES, FORCIBLE		4
Forcible Fondling		2
Forcible Rape		1
Forcible Sodomy		1
SEX OFFENSES, NONFORCIBLE		1
Incest		1
Statutory Rape		1
ASSAULT OFFENSES		83
Aggravated Assault		19
Intimidation		12
Simple Assault		58
KIDNAPING/ABDUCTION		1
Kidnaping/Abduction		1
ROBBERY		2
Robbery		2
BURGLARY/BREAKING & ENTERING		15
Burglary/Breaking & Entering		15
LARCENY/THEFT OFFENSES		45
All Other Larceny		29
Purse-snatching		2
Shoplifting		4
Theft From Building		6
Theft From Motor Vehicle		4
MOTOR VEHICLE THEFT		7
Motor Vehicle Theft		7
ARSON		2
Arson		2
COUNTERFEITING/FORGERY		4
Counterfeiting/Forgery		4
DESTRUCTION/DAMAGE/VANDALISM OF PROPERTY		26
Destruction/Damage/Vandalism of Property		26
EMBEZZLEMENT		2
Embezzlement		2
FRAUD OFFENSES		13

Offenses (Group "A") by Agency

2014

COUNTY

AGENCY

OFFENSE CATEGORY

OFFENSE

OF OFFENSES

False Pretenses/Swindle/Confidence Game	6
Impersonation	7
STOLEN PROPERTY OFFENSES	4
Stolen Property Offenses	4
DRUG/NARCOTIC OFFENSES	79
Drug/Narcotic Violations	79
PORNOGRAPHY/OBSCENE MATERIAL	1
Pornography/Obscene Material	1
WEAPON LAW VIOLATIONS	5
Weapon Law Violations	5

Brooke County TOTAL 344

Offenses (Group "A") by Agency

2014

COUNTY

AGENCY

OFFENSE CATEGORY

OFFENSE

OF OFFENSES

Brooke Co SO	TOTAL	196
HOMICIDE OFFENSES		2
Murder and Nonnegligent Manslaughter		2
SEX OFFENSES, FORCIBLE		3
Forcible Fondling		1
Forcible Rape		2
SEX OFFENSES, NONFORCIBLE		2
Statutory Rape		2
ASSAULT OFFENSES		35
Intimidation		4
Simple Assault		31
ROBBERY		1
Robbery		1
BURGLARY/BREAKING & ENTERING		38
Burglary/Breaking & Entering		38
LARCENY/THEFT OFFENSES		45
All Other Larceny		26
Shoplifting		1
Theft From Building		6
Theft From Motor Vehicle		11
Theft of Motor Vehicle Parts/Accessories		2
MOTOR VEHICLE THEFT		4
Motor Vehicle Theft		4
COUNTERFEITING/FORGERY		1
Counterfeiting/Forgery		1
DESTRUCTION/DAMAGE/VANDALISM OF PROPERTY		28
Destruction/Damage/Vandalism of Property		28
FRAUD OFFENSES		19
Credit Card/Automatic Teller Fraud		3
False Pretenses/Swindle/Confidence Game		11
Impersonation		5
STOLEN PROPERTY OFFENSES		3
Stolen Property Offenses		3
DRUG/NARCOTIC OFFENSES		7
Drug/Narcotic Violations		7
WEAPON LAW VIOLATIONS		7
Weapon Law Violations		7

Offenses (Group "A") by Agency

2014

COUNTY

AGENCY

OFFENSE CATEGORY

OFFENSE

OF OFFENSES

<u>Follansbee PD</u>	<u>TOTAL</u>	<u>9</u>
ASSAULT OFFENSES		3
Simple Assault		3
BURGLARY/BREAKING & ENTERING		1
Burglary/Breaking & Entering		1
LARCENY/THEFT OFFENSES		1
All Other Larceny		1
MOTOR VEHICLE THEFT		1
Motor Vehicle Theft		1
DESTRUCTION/DAMAGE/VANDALISM OF PROPERTY		1
Destruction/Damage/Vandalism of Property		1
FRAUD OFFENSES		2
False Pretenses/Swindle/Confidence Game		2
<u>Village of Beech Bottom PD</u>	<u>TOTAL</u>	<u>4</u>
LARCENY/THEFT OFFENSES		2
All Other Larceny		2
DRUG/NARCOTIC OFFENSES		2
Drug/Narcotic Violations		2

Offenses (Group "A") by Agency

2014

COUNTY

AGENCY

OFFENSE CATEGORY

OFFENSE

OF OFFENSES

<u>Wellsburg PD</u>	<u>TOTAL</u>	<u>65</u>
SEX OFFENSES, FORCIBLE		1
Forcible Fondling		1
ASSAULT OFFENSES		24
Aggravated Assault		1
Intimidation		3
Simple Assault		20
BURGLARY/BREAKING & ENTERING		9
Burglary/Breaking & Entering		9
LARCENY/THEFT OFFENSES		12
All Other Larceny		5
Shoplifting		3
Theft From Building		1
Theft From Motor Vehicle		2
Theft of Motor Vehicle Parts/Accessories		1
MOTOR VEHICLE THEFT		3
Motor Vehicle Theft		3
COUNTERFEITING/FORGERY		3
Counterfeiting/Forgery		3
DESTRUCTION/DAMAGE/VANDALISM OF PROPERTY		6
Destruction/Damage/Vandalism of Property		6
EMBEZZLEMENT		1
Embezzlement		1
FRAUD OFFENSES		1
False Pretenses/Swindle/Confidence Game		1
STOLEN PROPERTY OFFENSES		1
Stolen Property Offenses		1
DRUG/NARCOTIC OFFENSES		3
Drug/Narcotic Violations		3
WEAPON LAW VIOLATIONS		1
Weapon Law Violations		1

Offenses (Group "A") by Agency

2014

COUNTY

AGENCY

OFFENSE CATEGORY

OFFENSE

OF OFFENSES

<u>Wellsburg SP</u>	<u>TOTAL</u>	<u>70</u>
SEX OFFENSES, FORCIBLE		3
Forcible Fondling		1
Forcible Rape		2
ASSAULT OFFENSES		14
Aggravated Assault		2
Intimidation		4
Simple Assault		8
BURGLARY/BREAKING & ENTERING		1
Burglary/Breaking & Entering		1
LARCENY/THEFT OFFENSES		11
All Other Larceny		6
Shoplifting		1
Theft of Motor Vehicle Parts/Accessories		4
COUNTERFEITING/FORGERY		6
Counterfeiting/Forgery		6
DESTRUCTION/DAMAGE/VANDALISM OF PROPERTY		5
Destruction/Damage/Vandalism of Property		5
EMBEZZLEMENT		2
Embezzlement		2
FRAUD OFFENSES		6
False Pretenses/Swindle/Confidence Game		5
Impersonation		1
STOLEN PROPERTY OFFENSES		2
Stolen Property Offenses		2
DRUG/NARCOTIC OFFENSES		20
Drug/Narcotic Violations		20
Cabell	County TOTAL	3396

Offenses (Group "A") by Agency

2014

COUNTY

AGENCY

OFFENSE CATEGORY

OFFENSE

OF OFFENSES

<u>Barboursville PD</u>	<u>TOTAL</u>	<u>539</u>
ASSAULT OFFENSES		50
Aggravated Assault		2
Intimidation		7
Simple Assault		41
BURGLARY/BREAKING & ENTERING		9
Burglary/Breaking & Entering		9
LARCENY/THEFT OFFENSES		369
All Other Larceny		55
Shoplifting		279
Theft From Building		13
Theft From Motor Vehicle		19
Theft of Motor Vehicle Parts/Accessories		5
MOTOR VEHICLE THEFT		3
Motor Vehicle Theft		3
COUNTERFEITING/FORGERY		6
Counterfeiting/Forgery		6
DESTRUCTION/DAMAGE/VANDALISM OF PROPERTY		28
Destruction/Damage/Vandalism of Property		28
EMBEZZLEMENT		10
Embezzlement		10
FRAUD OFFENSES		26
Credit Card/Automatic Teller Fraud		14
False Pretenses/Swindle/Confidence Game		12
STOLEN PROPERTY OFFENSES		6
Stolen Property Offenses		6
DRUG/NARCOTIC OFFENSES		29
Drug/Narcotic Violations		29
WEAPON LAW VIOLATIONS		1
Weapon Law Violations		1

Offenses (Group "A") by Agency

2014

COUNTY

AGENCY

OFFENSE CATEGORY

OFFENSE

OF OFFENSES

Cabell CO SO	TOTAL	1,348
SEX OFFENSES, FORCIBLE		3
Forcible Fondling		2
Forcible Sodomy		1
SEX OFFENSES, NONFORCIBLE		2
Statutory Rape		2
ASSAULT OFFENSES		173
Aggravated Assault		10
Simple Assault		163
ROBBERY		6
Robbery		6
BURGLARY/BREAKING & ENTERING		206
Burglary/Breaking & Entering		206
LARCENY/THEFT OFFENSES		513
All Other Larceny		231
Purse-snatching		1
Shoplifting		144
Theft From Motor Vehicle		114
Theft of Motor Vehicle Parts/Accessories		24
MOTOR VEHICLE THEFT		49
Motor Vehicle Theft		49
COUNTERFEITING/FORGERY		9
Counterfeiting/Forgery		9
DESTRUCTION/DAMAGE/VANDALISM OF PROPERTY		234
Destruction/Damage/Vandalism of Property		234
EMBEZZLEMENT		8
Embezzlement		8
FRAUD OFFENSES		47
Credit Card/Automatic Teller Fraud		17
False Pretenses/Swindle/Confidence Game		22
Impersonation		8
STOLEN PROPERTY OFFENSES		4
Stolen Property Offenses		4
DRUG/NARCOTIC OFFENSES		83
Drug/Narcotic Violations		83
WEAPON LAW VIOLATIONS		10
Weapon Law Violations		10

Offenses (Group "A") by Agency

2014

COUNTY

AGENCY

OFFENSE CATEGORY

OFFENSE

OF OFFENSES

Huntington SP	TOTAL	1,192
SEX OFFENSES, FORCIBLE		12
Forcible Fondling		1
Forcible Rape		2
Sexual Assault With An Object		9
SEX OFFENSES, NONFORCIBLE		1
Incest		1
ASSAULT OFFENSES		133
Aggravated Assault		13
Intimidation		20
Simple Assault		100
KIDNAPING/ABDUCTION		1
Kidnaping/Abduction		1
ROBBERY		3
Robbery		3
BURGLARY/BREAKING & ENTERING		45
Burglary/Breaking & Entering		45
LARCENY/THEFT OFFENSES		527
All Other Larceny		218
Purse-snatching		1
Shoplifting		297
Theft From Motor Vehicle		21
MOTOR VEHICLE THEFT		20
Motor Vehicle Theft		20
COUNTERFEITING/FORGERY		21
Counterfeiting/Forgery		21
DESTRUCTION/DAMAGE/VANDALISM OF PROPERTY		77
Destruction/Damage/Vandalism of Property		77
EMBEZZLEMENT		11
Embezzlement		11
EXTORTION/BLACKMAIL		1
Extortion/Blackmail		1
FRAUD OFFENSES		35
False Pretenses/Swindle/Confidence Game		30
Impersonation		4
Wire Fraud		1
STOLEN PROPERTY OFFENSES		13

Offenses (Group "A") by Agency

2014

COUNTY

AGENCY

OFFENSE CATEGORY

OFFENSE

OF OFFENSES

	Stolen Property Offenses	13
	DRUG/NARCOTIC OFFENSES	273
	Drug Equipment Violations	1
	Drug/Narcotic Violations	272
	GAMBLING OFFENSES	1
	Gambling Equipment Violations	1
	PORNOGRAPHY/OBSCENE MATERIAL	1
	Pornography/Obscene Material	1
	WEAPON LAW VIOLATIONS	7
	Weapon Law Violations	7
Marshall Univ Police	TOTAL	74
	SEX OFFENSES, FORCIBLE	1
	Forcible Fondling	1
	ASSAULT OFFENSES	14
	Aggravated Assault	9
	Intimidation	2
	Simple Assault	3
	ROBBERY	1
	Robbery	1
	BURGLARY/BREAKING & ENTERING	2
	Burglary/Breaking & Entering	2
	LARCENY/THEFT OFFENSES	25
	All Other Larceny	23
	Shoplifting	2
	MOTOR VEHICLE THEFT	1
	Motor Vehicle Theft	1
	DESTRUCTION/DAMAGE/VANDALISM OF PROPERTY	6
	Destruction/Damage/Vandalism of Property	6
	FRAUD OFFENSES	2
	False Pretenses/Swindle/Confidence Game	1
	Impersonation	1
	STOLEN PROPERTY OFFENSES	2
	Stolen Property Offenses	2
	DRUG/NARCOTIC OFFENSES	19
	Drug/Narcotic Violations	19
	WEAPON LAW VIOLATIONS	1
	Weapon Law Violations	1

Offenses (Group "A") by Agency

2014

COUNTY

AGENCY

OFFENSE CATEGORY

OFFENSE

OF OFFENSES

<u>Milton PD</u>	<u>TOTAL</u>	<u>212</u>
SEX OFFENSES, FORCIBLE		2
Forcible Fondling		1
Forcible Sodomy		1
ASSAULT OFFENSES		46
Aggravated Assault		2
Intimidation		13
Simple Assault		31
BURGLARY/BREAKING & ENTERING		15
Burglary/Breaking & Entering		15
LARCENY/THEFT OFFENSES		76
All Other Larceny		46
Shoplifting		13
Theft From Building		2
Theft From Motor Vehicle		15
MOTOR VEHICLE THEFT		6
Motor Vehicle Theft		6
ARSON		1
Arson		1
COUNTERFEITING/FORGERY		6
Counterfeiting/Forgery		6
DESTRUCTION/DAMAGE/VANDALISM OF PROPERTY		18
Destruction/Damage/Vandalism of Property		18
EMBEZZLEMENT		3
Embezzlement		3
FRAUD OFFENSES		4
Credit Card/Automatic Teller Fraud		1
False Pretenses/Swindle/Confidence Game		3
STOLEN PROPERTY OFFENSES		3
Stolen Property Offenses		3
DRUG/NARCOTIC OFFENSES		25
Drug Equipment Violations		2
Drug/Narcotic Violations		25
WEAPON LAW VIOLATIONS		5
Weapon Law Violations		5

Offenses (Group "A") by Agency

2014

COUNTY

AGENCY

OFFENSE CATEGORY

OFFENSE

OF OFFENSES

COUNTY	AGENCY	OFFENSE CATEGORY	OFFENSE	# OF OFFENSES
	tf Huntington Drug & Vio Crime	TOTAL		31
		DRUG/NARCOTIC OFFENSES		29
		Drug/Narcotic Violations		29
		WEAPON LAW VIOLATIONS		2
		Weapon Law Violations		2
Calhoun	County	TOTAL		180
	DNR - 6 - Calhoun	TOTAL		1
		DRUG/NARCOTIC OFFENSES		1
		Drug/Narcotic Violations		1

Offenses (Group "A") by Agency

2014

COUNTY

AGENCY

OFFENSE CATEGORY

OFFENSE

OF OFFENSES

Grantsville SP	TOTAL	179
SEX OFFENSES, FORCIBLE		3
Forcible Fondling		2
Forcible Rape		1
SEX OFFENSES, NONFORCIBLE		1
Statutory Rape		1
ASSAULT OFFENSES		43
Aggravated Assault		10
Intimidation		10
Simple Assault		23
BURGLARY/BREAKING & ENTERING		16
Burglary/Breaking & Entering		16
LARCENY/THEFT OFFENSES		28
All Other Larceny		11
Theft From Building		12
Theft From Motor Vehicle		2
Theft of Motor Vehicle Parts/Accessories		3
MOTOR VEHICLE THEFT		10
Motor Vehicle Theft		10
ARSON		3
Arson		3
COUNTERFEITING/FORGERY		4
Counterfeiting/Forgery		4
DESTRUCTION/DAMAGE/VANDALISM OF PROPERTY		24
Destruction/Damage/Vandalism of Property		24
FRAUD OFFENSES		8
Credit Card/Automatic Teller Fraud		1
False Pretenses/Swindle/Confidence Game		5
Impersonation		2
DRUG/NARCOTIC OFFENSES		33
Drug Equipment Violations		7
Drug/Narcotic Violations		26
PORNOGRAPHY/OBSCENE MATERIAL		2
Pornography/Obscene Material		2
WEAPON LAW VIOLATIONS		4
Weapon Law Violations		4

Offenses (Group "A") by Agency

2014

COUNTY

AGENCY

OFFENSE CATEGORY

OFFENSE

OF OFFENSES

Clay County TOTAL 229

Clay SP	TOTAL	229
SEX OFFENSES, FORCIBLE		3
Forcible Fondling		3
ASSAULT OFFENSES		52
Aggravated Assault		10
Intimidation		9
Simple Assault		33
ROBBERY		1
Robbery		1
BURGLARY/BREAKING & ENTERING		26
Burglary/Breaking & Entering		26
LARCENY/THEFT OFFENSES		53
All Other Larceny		42
Shoplifting		5
Theft From Motor Vehicle		6
MOTOR VEHICLE THEFT		10
Motor Vehicle Theft		10
COUNTERFEITING/FORGERY		2
Counterfeiting/Forgery		2
DESTRUCTION/DAMAGE/VANDALISM OF PROPERTY		20
Destruction/Damage/Vandalism of Property		20
FRAUD OFFENSES		2
False Pretenses/Swindle/Confidence Game		2
STOLEN PROPERTY OFFENSES		2
Stolen Property Offenses		2
DRUG/NARCOTIC OFFENSES		55
Drug Equipment Violations		4
Drug/Narcotic Violations		51
PORNOGRAPHY/OBSCENE MATERIAL		1
Pornography/Obscene Material		1
WEAPON LAW VIOLATIONS		2
Weapon Law Violations		2

Doddridge County TOTAL 140

Offenses (Group "A") by Agency

2014

COUNTY

AGENCY

OFFENSE CATEGORY

OFFENSE

OF OFFENSES

<u>Doddridge Co SO</u>	<u>TOTAL</u>	<u>33</u>
SEX OFFENSES, FORCIBLE		3
Forcible Fondling		1
Forcible Rape		1
Forcible Sodomy		1
ASSAULT OFFENSES		8
Aggravated Assault		3
Intimidation		1
Simple Assault		4
BURGLARY/BREAKING & ENTERING		6
Burglary/Breaking & Entering		6
LARCENY/THEFT OFFENSES		10
All Other Larceny		5
Theft From Building		2
Theft From Motor Vehicle		3
MOTOR VEHICLE THEFT		1
Motor Vehicle Theft		1
DESTRUCTION/DAMAGE/VANDALISM OF PROPERTY		3
Destruction/Damage/Vandalism of Property		3
DRUG/NARCOTIC OFFENSES		2
Drug/Narcotic Violations		2

Offenses (Group "A") by Agency

2014

COUNTY

AGENCY

OFFENSE CATEGORY

OFFENSE

OF OFFENSES

<u>West Union SP</u>	<u>TOTAL</u>	<u>107</u>
SEX OFFENSES, FORCIBLE		4
Forcible Fondling		1
Forcible Rape		3
ASSAULT OFFENSES		33
Aggravated Assault		5
Intimidation		6
Simple Assault		22
BURGLARY/BREAKING & ENTERING		12
Burglary/Breaking & Entering		12
LARCENY/THEFT OFFENSES		14
All Other Larceny		7
Theft From Building		4
Theft From Motor Vehicle		1
Theft of Motor Vehicle Parts/Accessories		2
MOTOR VEHICLE THEFT		6
Motor Vehicle Theft		6
ARSON		1
Arson		1
COUNTERFEITING/FORGERY		1
Counterfeiting/Forgery		1
DESTRUCTION/DAMAGE/VANDALISM OF PROPERTY		18
Destruction/Damage/Vandalism of Property		18
FRAUD OFFENSES		2
Credit Card/Automatic Teller Fraud		1
False Pretenses/Swindle/Confidence Game		1
STOLEN PROPERTY OFFENSES		2
Stolen Property Offenses		2
DRUG/NARCOTIC OFFENSES		14
Drug/Narcotic Violations		14
Fayette County TOTAL		1923
<u>DNR - 4 - Fayette</u>	<u>TOTAL</u>	<u>1</u>
DRUG/NARCOTIC OFFENSES		1
Drug/Narcotic Violations		1

Offenses (Group "A") by Agency

2014

COUNTY

AGENCY

OFFENSE CATEGORY

OFFENSE

OF OFFENSES

<u>Fayette Co SO</u>	<u>TOTAL</u>	<u>734</u>
HOMICIDE OFFENSES		3
Murder and Nonnegligent Manslaughter		3
SEX OFFENSES, FORCIBLE		13
Forcible Fondling		5
Forcible Rape		5
Sexual Assault With An Object		3
ASSAULT OFFENSES		218
Aggravated Assault		38
Intimidation		21
Simple Assault		166
KIDNAPING/ABDUCTION		2
Kidnaping/Abduction		2
ROBBERY		4
Robbery		4
BURGLARY/BREAKING & ENTERING		125
Burglary/Breaking & Entering		125
LARCENY/THEFT OFFENSES		146
All Other Larceny		72
Shoplifting		2
Theft From Building		31
Theft From Motor Vehicle		32
Theft of Motor Vehicle Parts/Accessories		10
MOTOR VEHICLE THEFT		24
Motor Vehicle Theft		24
ARSON		5
Arson		5
COUNTERFEITING/FORGERY		6
Counterfeiting/Forgery		6
DESTRUCTION/DAMAGE/VANDALISM OF PROPERTY		119
Destruction/Damage/Vandalism of Property		119
EMBEZZLEMENT		2
Embezzlement		2
FRAUD OFFENSES		24
Credit Card/Automatic Teller Fraud		11
False Pretenses/Swindle/Confidence Game		13
STOLEN PROPERTY OFFENSES		3

Offenses (Group "A") by Agency

2014

COUNTY

AGENCY

OFFENSE CATEGORY

OFFENSE

OF OFFENSES

Stolen Property Offenses	3
DRUG/NARCOTIC OFFENSES	14
Drug/Narcotic Violations	14
PORNOGRAPHY/OBSCENE MATERIAL	4
Pornography/Obscene Material	4
WEAPON LAW VIOLATIONS	14
Weapon Law Violations	14
Fayetteville PD	TOTAL
	152
ASSAULT OFFENSES	5
Aggravated Assault	1
Intimidation	1
Simple Assault	3
BURGLARY/BREAKING & ENTERING	7
Burglary/Breaking & Entering	7
LARCENY/THEFT OFFENSES	116
All Other Larceny	21
Purse-snatching	1
Shoplifting	84
Theft From Building	3
Theft From Motor Vehicle	6
Theft of Motor Vehicle Parts/Accessories	1
COUNTERFEITING/FORGERY	1
Counterfeiting/Forgery	1
DESTRUCTION/DAMAGE/VANDALISM OF PROPERTY	15
Destruction/Damage/Vandalism of Property	15
EMBEZZLEMENT	1
Embezzlement	1
FRAUD OFFENSES	4
False Pretenses/Swindle/Confidence Game	3
Wire Fraud	1
DRUG/NARCOTIC OFFENSES	1
Drug/Narcotic Violations	1
WEAPON LAW VIOLATIONS	2
Weapon Law Violations	2

Offenses (Group "A") by Agency

2014

COUNTY

AGENCY

OFFENSE CATEGORY

OFFENSE

OF OFFENSES

Gauley Bridge SP	TOTAL	148
SEX OFFENSES, FORCIBLE		4
Forcible Sodomy		2
Sexual Assault With An Object		2
ASSAULT OFFENSES		31
Aggravated Assault		6
Intimidation		6
Simple Assault		20
BURGLARY/BREAKING & ENTERING		8
Burglary/Breaking & Entering		8
LARCENY/THEFT OFFENSES		37
All Other Larceny		25
Shoplifting		1
Theft From Building		3
Theft From Motor Vehicle		6
Theft of Motor Vehicle Parts/Accessories		2
MOTOR VEHICLE THEFT		9
Motor Vehicle Theft		9
COUNTERFEITING/FORGERY		3
Counterfeiting/Forgery		3
DESTRUCTION/DAMAGE/VANDALISM OF PROPERTY		23
Destruction/Damage/Vandalism of Property		23
EMBEZZLEMENT		1
Embezzlement		1
FRAUD OFFENSES		7
Credit Card/Automatic Teller Fraud		2
False Pretenses/Swindle/Confidence Game		2
Impersonation		2
Wire Fraud		1
STOLEN PROPERTY OFFENSES		5
Stolen Property Offenses		5
DRUG/NARCOTIC OFFENSES		16
Drug Equipment Violations		3
Drug/Narcotic Violations		16

Offenses (Group "A") by Agency

2014

COUNTY

AGENCY

OFFENSE CATEGORY

OFFENSE

OF OFFENSES

<u>Mount Hope PD</u>	<u>TOTAL</u>	<u>63</u>
ASSAULT OFFENSES		11
Aggravated Assault		3
Intimidation		1
Simple Assault		7
ROBBERY		1
Robbery		1
BURGLARY/BREAKING & ENTERING		6
Burglary/Breaking & Entering		6
LARCENY/THEFT OFFENSES		9
All Other Larceny		4
Shoplifting		3
Theft From Building		1
Theft From Coin Operated Machine or Device		1
COUNTERFEITING/FORGERY		2
Counterfeiting/Forgery		2
DESTRUCTION/DAMAGE/VANDALISM OF PROPERTY		8
Destruction/Damage/Vandalism of Property		8
FRAUD OFFENSES		2
False Pretenses/Swindle/Confidence Game		2
STOLEN PROPERTY OFFENSES		1
Stolen Property Offenses		1
DRUG/NARCOTIC OFFENSES		16
Drug/Narcotic Violations		16
WEAPON LAW VIOLATIONS		7
Weapon Law Violations		7

Offenses (Group "A") by Agency

2014

COUNTY

AGENCY

OFFENSE CATEGORY

OFFENSE

OF OFFENSES

Oak Hill PD	TOTAL	504
HOMICIDE OFFENSES		1
Murder and Nonnegligent Manslaughter		1
SEX OFFENSES, FORCIBLE		6
Forcible Fondling		3
Forcible Rape		3
SEX OFFENSES, NONFORCIBLE		1
Statutory Rape		1
ASSAULT OFFENSES		66
Aggravated Assault		7
Intimidation		4
Simple Assault		56
ROBBERY		7
Robbery		7
BURGLARY/BREAKING & ENTERING		46
Burglary/Breaking & Entering		46
LARCENY/THEFT OFFENSES		218
All Other Larceny		117
Shoplifting		65
Theft From Building		3
Theft From Motor Vehicle		22
Theft of Motor Vehicle Parts/Accessories		11
MOTOR VEHICLE THEFT		13
Motor Vehicle Theft		13
ARSON		1
Arson		1
COUNTERFEITING/FORGERY		6
Counterfeiting/Forgery		6
DESTRUCTION/DAMAGE/VANDALISM OF PROPERTY		79
Destruction/Damage/Vandalism of Property		79
EMBEZZLEMENT		1
Embezzlement		1
FRAUD OFFENSES		9
False Pretenses/Swindle/Confidence Game		7
Impersonation		3
STOLEN PROPERTY OFFENSES		15
Stolen Property Offenses		15

Offenses (Group "A") by Agency

2014

COUNTY

AGENCY

OFFENSE CATEGORY

OFFENSE

OF OFFENSES

DRUG/NARCOTIC OFFENSES	29
Drug Equipment Violations	3
Drug/Narcotic Violations	26
PORNOGRAPHY/OBSCENE MATERIAL	1
Pornography/Obscene Material	1
PROSTITUTION OFFENSES	1
Assisting or Promoting Prostitution	1
WEAPON LAW VIOLATIONS	2
Weapon Law Violations	2

Offenses (Group "A") by Agency

2014

COUNTY

AGENCY

OFFENSE CATEGORY

OFFENSE

OF OFFENSES

Oak Hill SP	TOTAL	296
SEX OFFENSES, FORCIBLE		3
Forcible Fondling		2
Forcible Rape		1
ASSAULT OFFENSES		56
Aggravated Assault		13
Intimidation		15
Simple Assault		29
KIDNAPING/ABDUCTION		2
Kidnaping/Abduction		2
ROBBERY		1
Robbery		1
BURGLARY/BREAKING & ENTERING		36
Burglary/Breaking & Entering		36
LARCENY/THEFT OFFENSES		96
All Other Larceny		42
Shoplifting		8
Theft From Building		10
Theft From Motor Vehicle		30
Theft of Motor Vehicle Parts/Accessories		6
MOTOR VEHICLE THEFT		10
Motor Vehicle Theft		10
ARSON		2
Arson		2
COUNTERFEITING/FORGERY		10
Counterfeiting/Forgery		10
DESTRUCTION/DAMAGE/VANDALISM OF PROPERTY		22
Destruction/Damage/Vandalism of Property		22
FRAUD OFFENSES		23
False Pretenses/Swindle/Confidence Game		11
Impersonation		12
STOLEN PROPERTY OFFENSES		1
Stolen Property Offenses		1
DRUG/NARCOTIC OFFENSES		31
Drug Equipment Violations		1
Drug/Narcotic Violations		30
WEAPON LAW VIOLATIONS		2

Offenses (Group "A") by Agency

2014

COUNTY

AGENCY

OFFENSE CATEGORY

OFFENSE

OF OFFENSES

COUNTY	AGENCY	OFFENSE CATEGORY	OFFENSE	# OF OFFENSES
			Weapon Law Violations	2
	Turnpike - Fayette	TOTAL		11
		BURGLARY/BREAKING & ENTERING		1
		Burglary/Breaking & Entering		1
		MOTOR VEHICLE THEFT		1
		Motor Vehicle Theft		1
		DESTRUCTION/DAMAGE/VANDALISM OF PROPERTY		1
		Destruction/Damage/Vandalism of Property		1
		STOLEN PROPERTY OFFENSES		1
		Stolen Property Offenses		1
		DRUG/NARCOTIC OFFENSES		7
		Drug/Narcotic Violations		7
	WVU Tech-Security	TOTAL		14
		BURGLARY/BREAKING & ENTERING		3
		Burglary/Breaking & Entering		3
		LARCENY/THEFT OFFENSES		7
		All Other Larceny		7
		DESTRUCTION/DAMAGE/VANDALISM OF PROPERTY		3
		Destruction/Damage/Vandalism of Property		3
		DRUG/NARCOTIC OFFENSES		1
		Drug/Narcotic Violations		1
Gilmer	County	TOTAL		159
	DNR - 6 - Gilmer	TOTAL		1
		ASSAULT OFFENSES		1
		Aggravated Assault		1

Offenses (Group "A") by Agency

2014

COUNTY

AGENCY

OFFENSE CATEGORY

OFFENSE

OF OFFENSES

<u>Glenville PD</u>	<u>TOTAL</u>	<u>32</u>
ASSAULT OFFENSES		12
Aggravated Assault		2
Intimidation		4
Simple Assault		6
BURGLARY/BREAKING & ENTERING		2
Burglary/Breaking & Entering		2
LARCENY/THEFT OFFENSES		3
Theft From Building		2
Theft From Motor Vehicle		1
DESTRUCTION/DAMAGE/VANDALISM OF PROPERTY		1
Destruction/Damage/Vandalism of Property		1
FRAUD OFFENSES		1
False Pretenses/Swindle/Confidence Game		1
DRUG/NARCOTIC OFFENSES		10
Drug/Narcotic Violations		10
WEAPON LAW VIOLATIONS		3
Weapon Law Violations		3

Offenses (Group "A") by Agency

2014

COUNTY

AGENCY

OFFENSE CATEGORY

OFFENSE

OF OFFENSES

<u>Glenville SP</u>	<u>TOTAL</u>	<u>126</u>
SEX OFFENSES, FORCIBLE		4
Forcible Rape		3
Sexual Assault With An Object		1
ASSAULT OFFENSES		43
Aggravated Assault		7
Intimidation		18
Simple Assault		18
BURGLARY/BREAKING & ENTERING		5
Burglary/Breaking & Entering		5
LARCENY/THEFT OFFENSES		13
All Other Larceny		11
Shoplifting		1
Theft From Building		1
MOTOR VEHICLE THEFT		1
Motor Vehicle Theft		1
COUNTERFEITING/FORGERY		1
Counterfeiting/Forgery		1
DESTRUCTION/DAMAGE/VANDALISM OF PROPERTY		12
Destruction/Damage/Vandalism of Property		12
EMBEZZLEMENT		1
Embezzlement		1
FRAUD OFFENSES		8
False Pretenses/Swindle/Confidence Game		7
Impersonation		1
STOLEN PROPERTY OFFENSES		1
Stolen Property Offenses		1
DRUG/NARCOTIC OFFENSES		34
Drug Equipment Violations		2
Drug/Narcotic Violations		33
WEAPON LAW VIOLATIONS		2
Weapon Law Violations		2
Grant	County TOTAL	303
<u>DNR - 2 - Grant</u>	<u>TOTAL</u>	<u>4</u>
DRUG/NARCOTIC OFFENSES		4
Drug/Narcotic Violations		4

Offenses (Group "A") by Agency

2014

COUNTY

AGENCY

OFFENSE CATEGORY

OFFENSE

OF OFFENSES

<u>Grant Co SO</u>	<u>TOTAL</u>	<u>64</u>
ASSAULT OFFENSES		14
Aggravated Assault		4
Intimidation		3
Simple Assault		7
BURGLARY/BREAKING & ENTERING		8
Burglary/Breaking & Entering		8
LARCENY/THEFT OFFENSES		4
All Other Larceny		1
Shoplifting		1
Theft From Building		2
DESTRUCTION/DAMAGE/VANDALISM OF PROPERTY		3
Destruction/Damage/Vandalism of Property		3
FRAUD OFFENSES		2
Impersonation		2
DRUG/NARCOTIC OFFENSES		31
Drug/Narcotic Violations		31
WEAPON LAW VIOLATIONS		2
Weapon Law Violations		2

Offenses (Group "A") by Agency

2014

COUNTY

AGENCY

OFFENSE CATEGORY

OFFENSE

OF OFFENSES

<u>Petersburg SP</u>	<u>TOTAL</u>	<u>136</u>
SEX OFFENSES, FORCIBLE		7
Forcible Fondling		4
Forcible Rape		1
Sexual Assault With An Object		2
ASSAULT OFFENSES		43
Aggravated Assault		9
Intimidation		5
Simple Assault		30
KIDNAPING/ABDUCTION		1
Kidnaping/Abduction		1
BURGLARY/BREAKING & ENTERING		21
Burglary/Breaking & Entering		21
LARCENY/THEFT OFFENSES		23
All Other Larceny		18
Pocket-picking		1
Theft From Motor Vehicle		1
Theft of Motor Vehicle Parts/Accessories		3
COUNTERFEITING/FORGERY		1
Counterfeiting/Forgery		1
DESTRUCTION/DAMAGE/VANDALISM OF PROPERTY		17
Destruction/Damage/Vandalism of Property		17
EMBEZZLEMENT		1
Embezzlement		1
FRAUD OFFENSES		13
False Pretenses/Swindle/Confidence Game		8
Impersonation		5
DRUG/NARCOTIC OFFENSES		5
Drug/Narcotic Violations		5
PORNOGRAPHY/OBSCENE MATERIAL		1
Pornography/Obscene Material		1
WEAPON LAW VIOLATIONS		2
Weapon Law Violations		2
<u>tf Potomac Highland Drug & Vio</u>	<u>TOTAL</u>	<u>99</u>
DRUG/NARCOTIC OFFENSES		99
Drug/Narcotic Violations		99

Offenses (Group "A") by Agency

2014

COUNTY

AGENCY

OFFENSE CATEGORY

OFFENSE

OF OFFENSES

Greenbrier County TOTAL 999

Greenbrier Co SO	TOTAL	228
ASSAULT OFFENSES		67
Aggravated Assault		2
Intimidation		4
Simple Assault		61
ROBBERY		2
Robbery		2
BURGLARY/BREAKING & ENTERING		36
Burglary/Breaking & Entering		36
LARCENY/THEFT OFFENSES		80
All Other Larceny		73
Shoplifting		4
Theft From Motor Vehicle		3
MOTOR VEHICLE THEFT		6
Motor Vehicle Theft		6
COUNTERFEITING/FORGERY		1
Counterfeiting/Forgery		1
DESTRUCTION/DAMAGE/VANDALISM OF PROPERTY		19
Destruction/Damage/Vandalism of Property		19
FRAUD OFFENSES		1
False Pretenses/Swindle/Confidence Game		1
DRUG/NARCOTIC OFFENSES		16
Drug/Narcotic Violations		16

Offenses (Group "A") by Agency

2014

COUNTY

AGENCY

OFFENSE CATEGORY

OFFENSE

OF OFFENSES

<u>Lewisburg PD</u>	<u>TOTAL</u>	<u>173</u>
SEX OFFENSES, FORCIBLE		3
Forcible Fondling		1
Forcible Rape		2
SEX OFFENSES, NONFORCIBLE		1
Statutory Rape		1
ASSAULT OFFENSES		36
Aggravated Assault		7
Intimidation		4
Simple Assault		26
BURGLARY/BREAKING & ENTERING		2
Burglary/Breaking & Entering		2
LARCENY/THEFT OFFENSES		71
All Other Larceny		2
Shoplifting		45
Theft From Building		12
Theft From Motor Vehicle		11
Theft of Motor Vehicle Parts/Accessories		1
MOTOR VEHICLE THEFT		1
Motor Vehicle Theft		1
COUNTERFEITING/FORGERY		4
Counterfeiting/Forgery		4
DESTRUCTION/DAMAGE/VANDALISM OF PROPERTY		2
Destruction/Damage/Vandalism of Property		2
EMBEZZLEMENT		5
Embezzlement		5
FRAUD OFFENSES		12
False Pretenses/Swindle/Confidence Game		11
Impersonation		1
DRUG/NARCOTIC OFFENSES		35
Drug Equipment Violations		1
Drug/Narcotic Violations		34

Offenses (Group "A") by Agency

2014

COUNTY

AGENCY

OFFENSE CATEGORY

OFFENSE

OF OFFENSES

<u>Lewisburg SP</u>	<u>TOTAL</u>	<u>230</u>
SEX OFFENSES, FORCIBLE		4
Forcible Fondling		3
Sexual Assault With An Object		1
ASSAULT OFFENSES		45
Aggravated Assault		4
Intimidation		10
Simple Assault		31
ROBBERY		1
Robbery		1
BURGLARY/BREAKING & ENTERING		24
Burglary/Breaking & Entering		24
LARCENY/THEFT OFFENSES		69
All Other Larceny		44
Shoplifting		12
Theft From Motor Vehicle		13
MOTOR VEHICLE THEFT		5
Motor Vehicle Theft		5
ARSON		1
Arson		1
COUNTERFEITING/FORGERY		14
Counterfeiting/Forgery		14
DESTRUCTION/DAMAGE/VANDALISM OF PROPERTY		27
Destruction/Damage/Vandalism of Property		27
EMBEZZLEMENT		1
Embezzlement		1
FRAUD OFFENSES		18
False Pretenses/Swindle/Confidence Game		9
Impersonation		7
Wire Fraud		2
STOLEN PROPERTY OFFENSES		1
Stolen Property Offenses		1
DRUG/NARCOTIC OFFENSES		18
Drug Equipment Violations		3
Drug/Narcotic Violations		15
WEAPON LAW VIOLATIONS		2
Weapon Law Violations		2

Offenses (Group "A") by Agency

2014

COUNTY

AGENCY

OFFENSE CATEGORY

OFFENSE

OF OFFENSES

<u>Rainelle SP</u>	<u>TOTAL</u>	<u>171</u>
SEX OFFENSES, FORCIBLE		3
Forcible Fondling		1
Forcible Rape		2
SEX OFFENSES, NONFORCIBLE		2
Statutory Rape		2
ASSAULT OFFENSES		28
Aggravated Assault		2
Intimidation		9
Simple Assault		17
BURGLARY/BREAKING & ENTERING		25
Burglary/Breaking & Entering		25
LARCENY/THEFT OFFENSES		25
All Other Larceny		22
Shoplifting		2
Theft From Motor Vehicle		1
MOTOR VEHICLE THEFT		6
Motor Vehicle Theft		6
COUNTERFEITING/FORGERY		4
Counterfeiting/Forgery		4
DESTRUCTION/DAMAGE/VANDALISM OF PROPERTY		19
Destruction/Damage/Vandalism of Property		19
FRAUD OFFENSES		8
Credit Card/Automatic Teller Fraud		2
False Pretenses/Swindle/Confidence Game		4
Impersonation		2
STOLEN PROPERTY OFFENSES		1
Stolen Property Offenses		1
DRUG/NARCOTIC OFFENSES		42
Drug Equipment Violations		4
Drug/Narcotic Violations		39
PORNOGRAPHY/OBSCENE MATERIAL		1
Pornography/Obscene Material		1
WEAPON LAW VIOLATIONS		6
Weapon Law Violations		6

Offenses (Group "A") by Agency

2014

COUNTY

AGENCY

OFFENSE CATEGORY

OFFENSE

OF OFFENSES

<u>Ronceverte PD</u>	<u>TOTAL</u>	<u>89</u>
SEX OFFENSES, FORCIBLE		3
Forcible Fondling		2
Sexual Assault With An Object		1
ASSAULT OFFENSES		30
Aggravated Assault		7
Intimidation		2
Simple Assault		21
BURGLARY/BREAKING & ENTERING		4
Burglary/Breaking & Entering		4
LARCENY/THEFT OFFENSES		33
All Other Larceny		15
Shoplifting		1
Theft From Building		16
Theft of Motor Vehicle Parts/Accessories		1
COUNTERFEITING/FORGERY		1
Counterfeiting/Forgery		1
DESTRUCTION/DAMAGE/VANDALISM OF PROPERTY		7
Destruction/Damage/Vandalism of Property		7
EMBEZZLEMENT		1
Embezzlement		1
FRAUD OFFENSES		7
False Pretenses/Swindle/Confidence Game		7
DRUG/NARCOTIC OFFENSES		2
Drug/Narcotic Violations		2
WEAPON LAW VIOLATIONS		1
Weapon Law Violations		1
<u>tf Greenbrier Co Drug</u>	<u>TOTAL</u>	<u>79</u>
DRUG/NARCOTIC OFFENSES		79
Drug/Narcotic Violations		79

Offenses (Group "A") by Agency

2014

COUNTY

AGENCY

OFFENSE CATEGORY

OFFENSE

OF OFFENSES

<u>White Sulphur Springs PD</u>	<u>TOTAL</u>	<u>29</u>
SEX OFFENSES, FORCIBLE		1
Sexual Assault With An Object		1
ASSAULT OFFENSES		17
Aggravated Assault		5
Intimidation		2
Simple Assault		10
BURGLARY/BREAKING & ENTERING		1
Burglary/Breaking & Entering		1
LARCENY/THEFT OFFENSES		2
Shoplifting		2
COUNTERFEITING/FORGERY		1
Counterfeiting/Forgery		1
DESTRUCTION/DAMAGE/VANDALISM OF PROPERTY		5
Destruction/Damage/Vandalism of Property		5
STOLEN PROPERTY OFFENSES		1
Stolen Property Offenses		1
DRUG/NARCOTIC OFFENSES		1
Drug/Narcotic Violations		1
Hampshire County TOTAL		478
<u>DNR - 2 - Hampshire</u>	<u>TOTAL</u>	<u>6</u>
DRUG/NARCOTIC OFFENSES		6
Drug/Narcotic Violations		6

Offenses (Group "A") by Agency

2014

COUNTY

AGENCY

OFFENSE CATEGORY

OFFENSE

OF OFFENSES

<u>Hampshire Co SO</u>	<u>TOTAL</u>	<u>175</u>
SEX OFFENSES, FORCIBLE		1
Forcible Fondling		1
ASSAULT OFFENSES		50
Aggravated Assault		38
Intimidation		6
Simple Assault		8
BURGLARY/BREAKING & ENTERING		35
Burglary/Breaking & Entering		35
LARCENY/THEFT OFFENSES		34
All Other Larceny		24
Theft From Building		8
Theft From Motor Vehicle		2
MOTOR VEHICLE THEFT		4
Motor Vehicle Theft		4
ARSON		2
Arson		2
COUNTERFEITING/FORGERY		2
Counterfeiting/Forgery		2
DESTRUCTION/DAMAGE/VANDALISM OF PROPERTY		27
Destruction/Damage/Vandalism of Property		27
FRAUD OFFENSES		6
Credit Card/Automatic Teller Fraud		3
False Pretenses/Swindle/Confidence Game		1
Impersonation		2
STOLEN PROPERTY OFFENSES		1
Stolen Property Offenses		1
DRUG/NARCOTIC OFFENSES		8
Drug Equipment Violations		1
Drug/Narcotic Violations		7
WEAPON LAW VIOLATIONS		3
Weapon Law Violations		3
<u>Romney PD</u>	<u>TOTAL</u>	<u>3</u>
BURGLARY/BREAKING & ENTERING		3
Burglary/Breaking & Entering		3

Offenses (Group "A") by Agency

2014

COUNTY

AGENCY

OFFENSE CATEGORY

OFFENSE

OF OFFENSES

<u>Romney SP</u>	<u>TOTAL</u>	<u>294</u>
SEX OFFENSES, FORCIBLE		6
Forcible Fondling		3
Forcible Rape		1
Forcible Sodomy		2
SEX OFFENSES, NONFORCIBLE		3
Statutory Rape		3
ASSAULT OFFENSES		69
Aggravated Assault		7
Intimidation		21
Simple Assault		42
BURGLARY/BREAKING & ENTERING		24
Burglary/Breaking & Entering		24
LARCENY/THEFT OFFENSES		55
All Other Larceny		42
Shoplifting		3
Theft From Motor Vehicle		1
Theft of Motor Vehicle Parts/Accessories		9
MOTOR VEHICLE THEFT		13
Motor Vehicle Theft		13
ARSON		1
Arson		1
COUNTERFEITING/FORGERY		15
Counterfeiting/Forgery		15
DESTRUCTION/DAMAGE/VANDALISM OF PROPERTY		47
Destruction/Damage/Vandalism of Property		47
EMBEZZLEMENT		1
Embezzlement		1
FRAUD OFFENSES		15
False Pretenses/Swindle/Confidence Game		11
Impersonation		4
STOLEN PROPERTY OFFENSES		4
Stolen Property Offenses		4
DRUG/NARCOTIC OFFENSES		34
Drug Equipment Violations		2
Drug/Narcotic Violations		32
PORNOGRAPHY/OBSCENE MATERIAL		4

Offenses (Group "A") by Agency

2014

COUNTY

AGENCY

OFFENSE CATEGORY

OFFENSE

OF OFFENSES

	Pornography/Obscene Material	4
	WEAPON LAW VIOLATIONS	2
	Weapon Law Violations	2
Hancock	County TOTAL	864

<u>Chester PD</u>	<u>TOTAL</u>	<u>38</u>
SEX OFFENSES, FORCIBLE		1
Forcible Rape		1
SEX OFFENSES, NONFORCIBLE		1
Statutory Rape		1
ASSAULT OFFENSES		13
Intimidation		1
Simple Assault		12
ROBBERY		1
Robbery		1
BURGLARY/BREAKING & ENTERING		5
Burglary/Breaking & Entering		5
LARCENY/THEFT OFFENSES		13
All Other Larceny		11
Theft From Motor Vehicle		2
DESTRUCTION/DAMAGE/VANDALISM OF PROPERTY		2
Destruction/Damage/Vandalism of Property		2
STOLEN PROPERTY OFFENSES		2
Stolen Property Offenses		2

Offenses (Group "A") by Agency

2014

COUNTY

AGENCY

OFFENSE CATEGORY

OFFENSE

OF OFFENSES

Hancock Co SO	TOTAL	176
SEX OFFENSES, FORCIBLE		2
Forcible Rape		1
Forcible Sodomy		1
SEX OFFENSES, NONFORCIBLE		1
Statutory Rape		1
ASSAULT OFFENSES		63
Aggravated Assault		6
Intimidation		1
Simple Assault		56
ROBBERY		3
Robbery		3
BURGLARY/BREAKING & ENTERING		22
Burglary/Breaking & Entering		22
LARCENY/THEFT OFFENSES		24
All Other Larceny		17
Shoplifting		2
Theft From Building		1
Theft From Motor Vehicle		4
MOTOR VEHICLE THEFT		6
Motor Vehicle Theft		6
ARSON		1
Arson		1
COUNTERFEITING/FORGERY		14
Counterfeiting/Forgery		14
DESTRUCTION/DAMAGE/VANDALISM OF PROPERTY		12
Destruction/Damage/Vandalism of Property		12
FRAUD OFFENSES		7
Credit Card/Automatic Teller Fraud		3
False Pretenses/Swindle/Confidence Game		4
STOLEN PROPERTY OFFENSES		8
Stolen Property Offenses		8
DRUG/NARCOTIC OFFENSES		11
Drug/Narcotic Violations		11
PORNOGRAPHY/OBSCENE MATERIAL		1
Pornography/Obscene Material		1
WEAPON LAW VIOLATIONS		1

Offenses (Group "A") by Agency

2014

COUNTY

AGENCY

OFFENSE CATEGORY

OFFENSE

OF OFFENSES

COUNTY	AGENCY	OFFENSE CATEGORY	OFFENSE	# OF OFFENSES
			Weapon Law Violations	1
New Cumberland SP	TOTAL			69
		SEX OFFENSES, FORCIBLE		5
			Forcible Fondling	3
			Forcible Sodomy	1
			Sexual Assault With An Object	1
		ASSAULT OFFENSES		7
			Aggravated Assault	4
			Intimidation	1
			Simple Assault	2
		BURGLARY/BREAKING & ENTERING		1
			Burglary/Breaking & Entering	1
		LARCENY/THEFT OFFENSES		8
			All Other Larceny	4
			Theft From Motor Vehicle	1
			Theft of Motor Vehicle Parts/Accessories	3
		MOTOR VEHICLE THEFT		2
			Motor Vehicle Theft	2
		COUNTERFEITING/FORGERY		5
			Counterfeiting/Forgery	5
		DESTRUCTION/DAMAGE/VANDALISM OF PROPERTY		2
			Destruction/Damage/Vandalism of Property	2
		EMBEZZLEMENT		1
			Embezzlement	1
		FRAUD OFFENSES		11
			False Pretenses/Swindle/Confidence Game	7
			Impersonation	4
		STOLEN PROPERTY OFFENSES		1
			Stolen Property Offenses	1
		DRUG/NARCOTIC OFFENSES		25
			Drug/Narcotic Violations	25
		PORNOGRAPHY/OBSCENE MATERIAL		1
			Pornography/Obscene Material	1
tf Hancock-Brooke Drug	TOTAL			11
		DRUG/NARCOTIC OFFENSES		11
			Drug/Narcotic Violations	11

Offenses (Group "A") by Agency

2014

COUNTY

AGENCY

OFFENSE CATEGORY

OFFENSE

OF OFFENSES

<u>Weirton PD</u>	<u>TOTAL</u>	<u>570</u>
SEX OFFENSES, FORCIBLE		2
Forcible Fondling		1
Forcible Rape		1
SEX OFFENSES, NONFORCIBLE		2
Statutory Rape		2
ASSAULT OFFENSES		118
Aggravated Assault		10
Intimidation		2
Simple Assault		106
ROBBERY		7
Robbery		7
BURGLARY/BREAKING & ENTERING		49
Burglary/Breaking & Entering		49
LARCENY/THEFT OFFENSES		220
All Other Larceny		55
Shoplifting		154
Theft From Building		4
Theft From Motor Vehicle		8
MOTOR VEHICLE THEFT		10
Motor Vehicle Theft		10
COUNTERFEITING/FORGERY		8
Counterfeiting/Forgery		8
DESTRUCTION/DAMAGE/VANDALISM OF PROPERTY		54
Destruction/Damage/Vandalism of Property		54
EMBEZZLEMENT		12
Embezzlement		12
FRAUD OFFENSES		18
Credit Card/Automatic Teller Fraud		10
False Pretenses/Swindle/Confidence Game		8
STOLEN PROPERTY OFFENSES		47
Stolen Property Offenses		47
DRUG/NARCOTIC OFFENSES		13
Drug/Narcotic Violations		13
PORNOGRAPHY/OBSCENE MATERIAL		1
Pornography/Obscene Material		1
WEAPON LAW VIOLATIONS		8

Offenses (Group "A") by Agency

2014

COUNTY

AGENCY

OFFENSE CATEGORY

OFFENSE

OF OFFENSES

Weapon Law Violations 8

Hardy County TOTAL 310

DNR - 2 - Hardy TOTAL 1

DRUG/NARCOTIC OFFENSES 1

Drug/Narcotic Violations 1

Hardy Co SO TOTAL 26

ASSAULT OFFENSES 8

Aggravated Assault 8

BURGLARY/BREAKING & ENTERING 2

Burglary/Breaking & Entering 2

LARCENY/THEFT OFFENSES 6

All Other Larceny 6

ARSON 2

Arson 2

DESTRUCTION/DAMAGE/VANDALISM OF PROPERTY 2

Destruction/Damage/Vandalism of Property 2

DRUG/NARCOTIC OFFENSES 6

Drug/Narcotic Violations 6

Offenses (Group "A") by Agency

2014

COUNTY

AGENCY

OFFENSE CATEGORY

OFFENSE

OF OFFENSES

<u>Moorefield PD</u>	<u>TOTAL</u>	<u>106</u>
ASSAULT OFFENSES		30
Aggravated Assault		22
Intimidation		4
Simple Assault		4
BURGLARY/BREAKING & ENTERING		2
Burglary/Breaking & Entering		2
LARCENY/THEFT OFFENSES		42
All Other Larceny		3
Shoplifting		36
Theft From Building		2
Theft From Motor Vehicle		1
MOTOR VEHICLE THEFT		2
Motor Vehicle Theft		2
COUNTERFEITING/FORGERY		2
Counterfeiting/Forgery		2
DESTRUCTION/DAMAGE/VANDALISM OF PROPERTY		6
Destruction/Damage/Vandalism of Property		6
EMBEZZLEMENT		2
Embezzlement		2
FRAUD OFFENSES		3
False Pretenses/Swindle/Confidence Game		3
STOLEN PROPERTY OFFENSES		1
Stolen Property Offenses		1
DRUG/NARCOTIC OFFENSES		15
Drug/Narcotic Violations		15
WEAPON LAW VIOLATIONS		1
Weapon Law Violations		1

Offenses (Group "A") by Agency

2014

COUNTY

AGENCY

OFFENSE CATEGORY

OFFENSE

OF OFFENSES

Moorefield SP	TOTAL	177
SEX OFFENSES, FORCIBLE		6
Forcible Fondling		2
Forcible Rape		3
Forcible Sodomy		1
ASSAULT OFFENSES		65
Aggravated Assault		11
Intimidation		22
Simple Assault		35
ROBBERY		1
Robbery		1
BURGLARY/BREAKING & ENTERING		27
Burglary/Breaking & Entering		27
LARCENY/THEFT OFFENSES		16
All Other Larceny		11
Theft From Building		1
Theft From Motor Vehicle		1
Theft of Motor Vehicle Parts/Accessories		3
MOTOR VEHICLE THEFT		2
Motor Vehicle Theft		2
COUNTERFEITING/FORGERY		1
Counterfeiting/Forgery		1
DESTRUCTION/DAMAGE/VANDALISM OF PROPERTY		26
Destruction/Damage/Vandalism of Property		26
FRAUD OFFENSES		9
False Pretenses/Swindle/Confidence Game		8
Impersonation		1
STOLEN PROPERTY OFFENSES		2
Stolen Property Offenses		2
DRUG/NARCOTIC OFFENSES		12
Drug/Narcotic Violations		12
WEAPON LAW VIOLATIONS		7
Weapon Law Violations		7
Harrison County TOTAL		1746

Offenses (Group "A") by Agency

2014

COUNTY

AGENCY

OFFENSE CATEGORY

OFFENSE

OF OFFENSES

<u>Bridgeport PD</u>	<u>TOTAL</u>	<u>575</u>
SEX OFFENSES, FORCIBLE		3
Forcible Fondling		1
Forcible Rape		2
ASSAULT OFFENSES		90
Aggravated Assault		8
Intimidation		21
Simple Assault		61
ROBBERY		1
Robbery		1
BURGLARY/BREAKING & ENTERING		16
Burglary/Breaking & Entering		16
LARCENY/THEFT OFFENSES		249
All Other Larceny		72
Pocket-picking		1
Purse-snatching		7
Shoplifting		140
Theft From Building		1
Theft From Coin Operated Machine or Device		4
Theft From Motor Vehicle		20
Theft of Motor Vehicle Parts/Accessories		4
MOTOR VEHICLE THEFT		5
Motor Vehicle Theft		5
COUNTERFEITING/FORGERY		21
Counterfeiting/Forgery		21
DESTRUCTION/DAMAGE/VANDALISM OF PROPERTY		43
Destruction/Damage/Vandalism of Property		43
EMBEZZLEMENT		17
Embezzlement		17
FRAUD OFFENSES		39
Credit Card/Automatic Teller Fraud		11
False Pretenses/Swindle/Confidence Game		20
Impersonation		8
STOLEN PROPERTY OFFENSES		2
Stolen Property Offenses		2
DRUG/NARCOTIC OFFENSES		61

Offenses (Group "A") by Agency

2014

COUNTY

AGENCY

OFFENSE CATEGORY

OFFENSE

OF OFFENSES

Drug/Narcotic Violations	61
PORNOGRAPHY/OBSCENE MATERIAL	17
Pornography/Obscene Material	17
PROSTITUTION OFFENSES	5
Prostitution	5
WEAPON LAW VIOLATIONS	6
Weapon Law Violations	6

Offenses (Group "A") by Agency

2014

COUNTY

AGENCY

OFFENSE CATEGORY

OFFENSE

OF OFFENSES

<u>Bridgeport SP</u>	<u>TOTAL</u>	<u>368</u>
SEX OFFENSES, FORCIBLE		3
Forcible Fondling		3
ASSAULT OFFENSES		44
Aggravated Assault		7
Intimidation		12
Simple Assault		25
ROBBERY		2
Robbery		2
BURGLARY/BREAKING & ENTERING		41
Burglary/Breaking & Entering		41
LARCENY/THEFT OFFENSES		108
All Other Larceny		51
Shoplifting		14
Theft From Motor Vehicle		3
Theft of Motor Vehicle Parts/Accessories		41
MOTOR VEHICLE THEFT		14
Motor Vehicle Theft		14
COUNTERFEITING/FORGERY		12
Counterfeiting/Forgery		12
DESTRUCTION/DAMAGE/VANDALISM OF PROPERTY		50
Destruction/Damage/Vandalism of Property		50
FRAUD OFFENSES		15
Credit Card/Automatic Teller Fraud		1
False Pretenses/Swindle/Confidence Game		11
Impersonation		3
STOLEN PROPERTY OFFENSES		6
Stolen Property Offenses		6
DRUG/NARCOTIC OFFENSES		67
Drug/Narcotic Violations		67
WEAPON LAW VIOLATIONS		5
Weapon Law Violations		5

Offenses (Group "A") by Agency

2014

COUNTY

AGENCY

OFFENSE CATEGORY

OFFENSE

OF OFFENSES

Harrison Co SO	TOTAL	706
HOMICIDE OFFENSES		2
Murder and Nonnegligent Manslaughter		2
SEX OFFENSES, FORCIBLE		13
Forcible Fondling		9
Forcible Rape		1
Sexual Assault With An Object		3
ASSAULT OFFENSES		142
Aggravated Assault		38
Intimidation		1
Simple Assault		107
KIDNAPING/ABDUCTION		1
Kidnaping/Abduction		1
BURGLARY/BREAKING & ENTERING		86
Burglary/Breaking & Entering		86
LARCENY/THEFT OFFENSES		159
All Other Larceny		126
Shoplifting		28
Theft From Motor Vehicle		6
Theft of Motor Vehicle Parts/Accessories		1
MOTOR VEHICLE THEFT		22
Motor Vehicle Theft		22
ARSON		4
Arson		4
COUNTERFEITING/FORGERY		21
Counterfeiting/Forgery		21
DESTRUCTION/DAMAGE/VANDALISM OF PROPERTY		75
Destruction/Damage/Vandalism of Property		75
EMBEZZLEMENT		4
Embezzlement		4
FRAUD OFFENSES		26
Credit Card/Automatic Teller Fraud		4
False Pretenses/Swindle/Confidence Game		20
Impersonation		2
STOLEN PROPERTY OFFENSES		4
Stolen Property Offenses		4
DRUG/NARCOTIC OFFENSES		129

Offenses (Group "A") by Agency

2014

COUNTY

AGENCY

OFFENSE CATEGORY

OFFENSE

OF OFFENSES

	Drug/Narcotic Violations	129
	PORNOGRAPHY/OBSCENE MATERIAL	3
	Pornography/Obscene Material	3
	WEAPON LAW VIOLATIONS	9
	Weapon Law Violations	9
Shinnston PD	TOTAL	97
	ASSAULT OFFENSES	22
	Aggravated Assault	7
	Intimidation	3
	Simple Assault	12
	BURGLARY/BREAKING & ENTERING	7
	Burglary/Breaking & Entering	7
	LARCENY/THEFT OFFENSES	34
	All Other Larceny	17
	Shoplifting	15
	Theft From Building	1
	Theft From Motor Vehicle	1
	COUNTERFEITING/FORGERY	1
	Counterfeiting/Forgery	1
	DESTRUCTION/DAMAGE/VANDALISM OF PROPERTY	14
	Destruction/Damage/Vandalism of Property	14
	FRAUD OFFENSES	3
	False Pretenses/Swindle/Confidence Game	2
	Impersonation	1
	DRUG/NARCOTIC OFFENSES	16
	Drug Equipment Violations	1
	Drug/Narcotic Violations	15
Jackson County	TOTAL	465
DNR - 6 - Jackson	TOTAL	1
	DRUG/NARCOTIC OFFENSES	1
	Drug/Narcotic Violations	1

Offenses (Group "A") by Agency

2014

COUNTY

AGENCY

OFFENSE CATEGORY

OFFENSE

OF OFFENSES

Jackson Co SO	TOTAL	165
SEX OFFENSES, FORCIBLE		4
Forcible Rape		4
ASSAULT OFFENSES		39
Aggravated Assault		33
Intimidation		6
KIDNAPING/ABDUCTION		1
Kidnaping/Abduction		1
BURGLARY/BREAKING & ENTERING		19
Burglary/Breaking & Entering		19
LARCENY/THEFT OFFENSES		54
All Other Larceny		51
Shoplifting		3
MOTOR VEHICLE THEFT		4
Motor Vehicle Theft		4
COUNTERFEITING/FORGERY		2
Counterfeiting/Forgery		2
DESTRUCTION/DAMAGE/VANDALISM OF PROPERTY		7
Destruction/Damage/Vandalism of Property		7
EMBEZZLEMENT		1
Embezzlement		1
FRAUD OFFENSES		5
Credit Card/Automatic Teller Fraud		4
False Pretenses/Swindle/Confidence Game		1
STOLEN PROPERTY OFFENSES		6
Stolen Property Offenses		6
DRUG/NARCOTIC OFFENSES		16
Drug/Narcotic Violations		16
PORNOGRAPHY/OBSCENE MATERIAL		2
Pornography/Obscene Material		2
WEAPON LAW VIOLATIONS		5
Weapon Law Violations		5

Offenses (Group "A") by Agency

2014

COUNTY

AGENCY

OFFENSE CATEGORY

OFFENSE

OF OFFENSES

Ripley PD

TOTAL

25

ASSAULT OFFENSES

10

Intimidation

1

Simple Assault

9

LARCENY/THEFT OFFENSES

13

All Other Larceny

7

Shoplifting

6

COUNTERFEITING/FORGERY

1

Counterfeiting/Forgery

1

EMBEZZLEMENT

1

Embezzlement

1

Offenses (Group "A") by Agency

2014

COUNTY

AGENCY

OFFENSE CATEGORY

OFFENSE

OF OFFENSES

Ripley SP	TOTAL	274
SEX OFFENSES, FORCIBLE		5
Forcible Fondling		2
Forcible Rape		1
Sexual Assault With An Object		2
ASSAULT OFFENSES		51
Aggravated Assault		3
Intimidation		26
Simple Assault		26
KIDNAPING/ABDUCTION		2
Kidnaping/Abduction		2
ROBBERY		1
Robbery		1
BURGLARY/BREAKING & ENTERING		19
Burglary/Breaking & Entering		19
LARCENY/THEFT OFFENSES		50
All Other Larceny		26
Purse-snatching		1
Shoplifting		5
Theft From Motor Vehicle		6
Theft of Motor Vehicle Parts/Accessories		12
MOTOR VEHICLE THEFT		7
Motor Vehicle Theft		7
COUNTERFEITING/FORGERY		1
Counterfeiting/Forgery		1
DESTRUCTION/DAMAGE/VANDALISM OF PROPERTY		42
Destruction/Damage/Vandalism of Property		42
EMBEZZLEMENT		1
Embezzlement		1
FRAUD OFFENSES		27
Credit Card/Automatic Teller Fraud		1
False Pretenses/Swindle/Confidence Game		26
STOLEN PROPERTY OFFENSES		4
Stolen Property Offenses		4
DRUG/NARCOTIC OFFENSES		59
Drug Equipment Violations		1
Drug/Narcotic Violations		58

Offenses (Group "A") by Agency

2014

COUNTY

AGENCY

OFFENSE CATEGORY

OFFENSE

OF OFFENSES

WEAPON LAW VIOLATIONS

1

Weapon Law Violations

1

Jefferson

County TOTAL

1661

Offenses (Group "A") by Agency

2014

COUNTY

AGENCY

OFFENSE CATEGORY

OFFENSE

OF OFFENSES

Charles Town PD	TOTAL	193
SEX OFFENSES, FORCIBLE		1
Forcible Fondling		1
ASSAULT OFFENSES		30
Aggravated Assault		14
Intimidation		4
Simple Assault		12
ROBBERY		4
Robbery		4
BURGLARY/BREAKING & ENTERING		9
Burglary/Breaking & Entering		9
LARCENY/THEFT OFFENSES		65
All Other Larceny		34
Shoplifting		5
Theft From Building		17
Theft From Motor Vehicle		9
MOTOR VEHICLE THEFT		9
Motor Vehicle Theft		9
COUNTERFEITING/FORGERY		3
Counterfeiting/Forgery		3
DESTRUCTION/DAMAGE/VANDALISM OF PROPERTY		27
Destruction/Damage/Vandalism of Property		27
EMBEZZLEMENT		1
Embezzlement		1
FRAUD OFFENSES		7
False Pretenses/Swindle/Confidence Game		2
Impersonation		5
STOLEN PROPERTY OFFENSES		5
Stolen Property Offenses		5
DRUG/NARCOTIC OFFENSES		31
Drug Equipment Violations		1
Drug/Narcotic Violations		30
PORNOGRAPHY/OBSCENE MATERIAL		1
Pornography/Obscene Material		1

Offenses (Group "A") by Agency

2014

COUNTY

AGENCY

OFFENSE CATEGORY

OFFENSE

OF OFFENSES

DNR - 2 - Jefferson

TOTAL

2

COUNTERFEITING/FORGERY

1

Counterfeiting/Forgery

1

DRUG/NARCOTIC OFFENSES

1

Drug/Narcotic Violations

1

Offenses (Group "A") by Agency

2014

COUNTY

AGENCY

OFFENSE CATEGORY

OFFENSE

OF OFFENSES

Jefferson Co SO	TOTAL	691
HOMICIDE OFFENSES		1
Murder and Nonnegligent Manslaughter		1
SEX OFFENSES, FORCIBLE		5
Forcible Fondling		3
Forcible Rape		2
SEX OFFENSES, NONFORCIBLE		1
Incest		1
ASSAULT OFFENSES		82
Aggravated Assault		22
Intimidation		8
Simple Assault		52
KIDNAPING/ABDUCTION		1
Kidnaping/Abduction		1
ROBBERY		6
Robbery		6
BURGLARY/BREAKING & ENTERING		77
Burglary/Breaking & Entering		77
LARCENY/THEFT OFFENSES		337
All Other Larceny		153
Purse-snatching		2
Shoplifting		96
Theft From Building		51
Theft From Coin Operated Machine or Device		1
Theft From Motor Vehicle		24
Theft of Motor Vehicle Parts/Accessories		11
MOTOR VEHICLE THEFT		12
Motor Vehicle Theft		12
COUNTERFEITING/FORGERY		9
Counterfeiting/Forgery		9
DESTRUCTION/DAMAGE/VANDALISM OF PROPERTY		75
Destruction/Damage/Vandalism of Property		75
EMBEZZLEMENT		1
Embezzlement		1
FRAUD OFFENSES		46
Credit Card/Automatic Teller Fraud		4
False Pretenses/Swindle/Confidence Game		27

Offenses (Group "A") by Agency

2014

COUNTY

AGENCY

OFFENSE CATEGORY

OFFENSE

OF OFFENSES

Impersonation	13
Wire Fraud	2
STOLEN PROPERTY OFFENSES	4
Stolen Property Offenses	4
DRUG/NARCOTIC OFFENSES	27
Drug Equipment Violations	3
Drug/Narcotic Violations	26
PORNOGRAPHY/OBSCENE MATERIAL	4
Pornography/Obscene Material	4

Offenses (Group "A") by Agency

2014

COUNTY

AGENCY

OFFENSE CATEGORY

OFFENSE

OF OFFENSES

<u>Kearneysville SP</u>	<u>TOTAL</u>	<u>742</u>
SEX OFFENSES, FORCIBLE		5
Forcible Fondling		1
Sexual Assault With An Object		4
ASSAULT OFFENSES		133
Aggravated Assault		17
Intimidation		42
Simple Assault		77
KIDNAPING/ABDUCTION		3
Kidnaping/Abduction		3
ROBBERY		4
Robbery		4
BURGLARY/BREAKING & ENTERING		76
Burglary/Breaking & Entering		76
LARCENY/THEFT OFFENSES		199
All Other Larceny		25
Shoplifting		97
Theft From Building		33
Theft From Motor Vehicle		16
Theft of Motor Vehicle Parts/Accessories		29
MOTOR VEHICLE THEFT		11
Motor Vehicle Theft		11
COUNTERFEITING/FORGERY		8
Counterfeiting/Forgery		8
DESTRUCTION/DAMAGE/VANDALISM OF PROPERTY		75
Destruction/Damage/Vandalism of Property		75
EMBEZZLEMENT		1
Embezzlement		1
FRAUD OFFENSES		65
Credit Card/Automatic Teller Fraud		13
False Pretenses/Swindle/Confidence Game		52
STOLEN PROPERTY OFFENSES		9
Stolen Property Offenses		9
DRUG/NARCOTIC OFFENSES		141
Drug/Narcotic Violations		141
PROSTITUTION OFFENSES		2
Assisting or Promoting Prostitution		1

Offenses (Group "A") by Agency

2014

COUNTY

AGENCY

OFFENSE CATEGORY

OFFENSE

OF OFFENSES

	Prostitution	2
	WEAPON LAW VIOLATIONS	5
	Weapon Law Violations	5
Ranson PD	TOTAL	5
	LARCENY/THEFT OFFENSES	1
	All Other Larceny	1
	FRAUD OFFENSES	1
	Credit Card/Automatic Teller Fraud	1
	DRUG/NARCOTIC OFFENSES	3
	Drug/Narcotic Violations	3
Shepherd University	TOTAL	27
	SEX OFFENSES, FORCIBLE	2
	Forcible Fondling	1
	Sexual Assault With An Object	1
	ASSAULT OFFENSES	2
	Intimidation	1
	Simple Assault	1
	ROBBERY	1
	Robbery	1
	LARCENY/THEFT OFFENSES	11
	All Other Larceny	10
	Theft From Building	1
	DESTRUCTION/DAMAGE/VANDALISM OF PROPERTY	7
	Destruction/Damage/Vandalism of Property	7
	DRUG/NARCOTIC OFFENSES	4
	Drug/Narcotic Violations	4
Shepherdstown PD	TOTAL	1
	BURGLARY/BREAKING & ENTERING	1
	Burglary/Breaking & Entering	1
Kanawha County	TOTAL	16836

Offenses (Group "A") by Agency

2014

COUNTY

AGENCY

OFFENSE CATEGORY

OFFENSE

OF OFFENSES

Cedar Grove PD	TOTAL	46
ASSAULT OFFENSES		15
Aggravated Assault		2
Intimidation		2
Simple Assault		11
ROBBERY		1
Robbery		1
BURGLARY/BREAKING & ENTERING		4
Burglary/Breaking & Entering		4
LARCENY/THEFT OFFENSES		16
All Other Larceny		9
Shoplifting		5
Theft From Motor Vehicle		2
MOTOR VEHICLE THEFT		2
Motor Vehicle Theft		2
DESTRUCTION/DAMAGE/VANDALISM OF PROPERTY		4
Destruction/Damage/Vandalism of Property		4
FRAUD OFFENSES		3
Credit Card/Automatic Teller Fraud		1
False Pretenses/Swindle/Confidence Game		2
DRUG/NARCOTIC OFFENSES		1
Drug Equipment Violations		1

Offenses (Group "A") by Agency

2014

COUNTY

AGENCY

OFFENSE CATEGORY

OFFENSE

OF OFFENSES

Charleston PD	TOTAL	7,102
HOMICIDE OFFENSES		9
Murder and Nonnegligent Manslaughter		9
SEX OFFENSES, FORCIBLE		75
Forcible Fondling		23
Forcible Rape		9
Forcible Sodomy		11
Sexual Assault With An Object		33
SEX OFFENSES, NONFORCIBLE		4
Statutory Rape		4
ASSAULT OFFENSES		1,433
Aggravated Assault		340
Intimidation		119
Simple Assault		1,044
KIDNAPING/ABDUCTION		17
Kidnaping/Abduction		17
ROBBERY		120
Robbery		120
BURGLARY/BREAKING & ENTERING		702
Burglary/Breaking & Entering		702
LARCENY/THEFT OFFENSES		2,534
All Other Larceny		888
Purse-snatching		11
Shoplifting		1,079
Theft From Building		66
Theft From Motor Vehicle		462
Theft of Motor Vehicle Parts/Accessories		32
MOTOR VEHICLE THEFT		145
Motor Vehicle Theft		145
ARSON		25
Arson		25
COUNTERFEITING/FORGERY		120
Counterfeiting/Forgery		120
DESTRUCTION/DAMAGE/VANDALISM OF PROPERTY		623
Destruction/Damage/Vandalism of Property		623
EMBEZZLEMENT		33
Embezzlement		33

Offenses (Group "A") by Agency

2014

COUNTY

AGENCY

OFFENSE CATEGORY

OFFENSE

OF OFFENSES

FRAUD OFFENSES	302
Credit Card/Automatic Teller Fraud	163
False Pretenses/Swindle/Confidence Game	102
Impersonation	44
STOLEN PROPERTY OFFENSES	56
Stolen Property Offenses	56
DRUG/NARCOTIC OFFENSES	671
Drug Equipment Violations	88
Drug/Narcotic Violations	605
PORNOGRAPHY/OBSCENE MATERIAL	2
Pornography/Obscene Material	2
PROSTITUTION OFFENSES	20
Assisting or Promoting Prostitution	7
Prostitution	14
WEAPON LAW VIOLATIONS	106
Weapon Law Violations	106

Offenses (Group "A") by Agency

2014

COUNTY

AGENCY

OFFENSE CATEGORY

OFFENSE

OF OFFENSES

<u>Dunbar PD</u>	<u>TOTAL</u>	<u>549</u>
SEX OFFENSES, FORCIBLE		4
Forcible Fondling		1
Forcible Rape		1
Sexual Assault With An Object		2
ASSAULT OFFENSES		118
Aggravated Assault		6
Intimidation		1
Simple Assault		111
ROBBERY		4
Robbery		4
BURGLARY/BREAKING & ENTERING		53
Burglary/Breaking & Entering		53
LARCENY/THEFT OFFENSES		136
All Other Larceny		93
Shoplifting		2
Theft From Building		1
Theft From Motor Vehicle		38
Theft of Motor Vehicle Parts/Accessories		2
MOTOR VEHICLE THEFT		5
Motor Vehicle Theft		5
ARSON		2
Arson		2
COUNTERFEITING/FORGERY		8
Counterfeiting/Forgery		8
DESTRUCTION/DAMAGE/VANDALISM OF PROPERTY		67
Destruction/Damage/Vandalism of Property		67
EMBEZZLEMENT		1
Embezzlement		1
FRAUD OFFENSES		12
Credit Card/Automatic Teller Fraud		5
False Pretenses/Swindle/Confidence Game		7
STOLEN PROPERTY OFFENSES		6
Stolen Property Offenses		6
DRUG/NARCOTIC OFFENSES		108
Drug Equipment Violations		10
Drug/Narcotic Violations		106

Offenses (Group "A") by Agency

2014

COUNTY

AGENCY

OFFENSE CATEGORY

OFFENSE

OF OFFENSES

PROSTITUTION OFFENSES	1
Prostitution	1
WEAPON LAW VIOLATIONS	16
Weapon Law Violations	16
Glasgow PD	54
TOTAL	54
ASSAULT OFFENSES	14
Intimidation	4
Simple Assault	10
BURGLARY/BREAKING & ENTERING	6
Burglary/Breaking & Entering	6
LARCENY/THEFT OFFENSES	16
All Other Larceny	16
MOTOR VEHICLE THEFT	2
Motor Vehicle Theft	2
COUNTERFEITING/FORGERY	1
Counterfeiting/Forgery	1
DESTRUCTION/DAMAGE/VANDALISM OF PROPERTY	11
Destruction/Damage/Vandalism of Property	11
EMBEZZLEMENT	1
Embezzlement	1
FRAUD OFFENSES	1
Credit Card/Automatic Teller Fraud	1
STOLEN PROPERTY OFFENSES	1
Stolen Property Offenses	1
WEAPON LAW VIOLATIONS	1
Weapon Law Violations	1

Offenses (Group "A") by Agency

2014

COUNTY

AGENCY

OFFENSE CATEGORY

OFFENSE

OF OFFENSES

<u>ICAC Unit</u>	<u>TOTAL</u>	<u>150</u>
SEX OFFENSES, FORCIBLE		35
Forcible Fondling		20
Forcible Rape		7
Forcible Sodomy		3
Sexual Assault With An Object		6
SEX OFFENSES, NONFORCIBLE		3
Incest		3
ASSAULT OFFENSES		22
Aggravated Assault		10
Intimidation		3
Simple Assault		9
KIDNAPING/ABDUCTION		1
Kidnaping/Abduction		1
COUNTERFEITING/FORGERY		2
Counterfeiting/Forgery		2
DRUG/NARCOTIC OFFENSES		1
Drug/Narcotic Violations		1
PORNOGRAPHY/OBSCENE MATERIAL		83
Pornography/Obscene Material		83
PROSTITUTION OFFENSES		2
Assisting or Promoting Prostitution		2
<u>Kanawha Co Parks</u>	<u>TOTAL</u>	<u>3</u>
BURGLARY/BREAKING & ENTERING		1
Burglary/Breaking & Entering		1
LARCENY/THEFT OFFENSES		1
Purse-snatching		1
DESTRUCTION/DAMAGE/VANDALISM OF PROPERTY		1
Destruction/Damage/Vandalism of Property		1

Offenses (Group "A") by Agency

2014

COUNTY

AGENCY

OFFENSE CATEGORY

OFFENSE

OF OFFENSES

<u>Kanawha Co SO</u>	<u>TOTAL</u>	<u>3,839</u>
HOMICIDE OFFENSES		6
Murder and Nonnegligent Manslaughter		6
SEX OFFENSES, FORCIBLE		55
Forcible Fondling		27
Forcible Rape		13
Forcible Sodomy		3
Sexual Assault With An Object		12
SEX OFFENSES, NONFORCIBLE		3
Statutory Rape		3
ASSAULT OFFENSES		1,059
Aggravated Assault		111
Intimidation		30
Simple Assault		928
KIDNAPING/ABDUCTION		14
Kidnaping/Abduction		14
ROBBERY		15
Robbery		15
BURGLARY/BREAKING & ENTERING		529
Burglary/Breaking & Entering		529
LARCENY/THEFT OFFENSES		908
All Other Larceny		622
Pocket-picking		1
Purse-snatching		2
Shoplifting		58
Theft From Building		11
Theft From Motor Vehicle		212
Theft of Motor Vehicle Parts/Accessories		7
MOTOR VEHICLE THEFT		128
Motor Vehicle Theft		128
ARSON		17
Arson		17
BRIBERY		1
Bribery		1
COUNTERFEITING/FORGERY		66
Counterfeiting/Forgery		66

Offenses (Group "A") by Agency

2014

COUNTY

AGENCY

OFFENSE CATEGORY

OFFENSE

OF OFFENSES

DESTRUCTION/DAMAGE/VANDALISM OF PROPERTY	452
Destruction/Damage/Vandalism of Property	452
EMBEZZLEMENT	10
Embezzlement	10
FRAUD OFFENSES	106
Credit Card/Automatic Teller Fraud	53
False Pretenses/Swindle/Confidence Game	50
Impersonation	7
Wire Fraud	1
STOLEN PROPERTY OFFENSES	98
Stolen Property Offenses	98
DRUG/NARCOTIC OFFENSES	231
Drug Equipment Violations	49
Drug/Narcotic Violations	209
PORNOGRAPHY/OBSCENE MATERIAL	7
Pornography/Obscene Material	7
PROSTITUTION OFFENSES	7
Assisting or Promoting Prostitution	2
Prostitution	5
WEAPON LAW VIOLATIONS	80
Weapon Law Violations	80

Offenses (Group "A") by Agency

2014

COUNTY

AGENCY

OFFENSE CATEGORY

OFFENSE

OF OFFENSES

<u>Marmet PD</u>	<u>TOTAL</u>	<u>41</u>
BURGLARY/BREAKING & ENTERING		10
Burglary/Breaking & Entering		10
LARCENY/THEFT OFFENSES		19
All Other Larceny		18
Theft From Motor Vehicle		1
MOTOR VEHICLE THEFT		4
Motor Vehicle Theft		4
DESTRUCTION/DAMAGE/VANDALISM OF PROPERTY		2
Destruction/Damage/Vandalism of Property		2
EMBEZZLEMENT		1
Embezzlement		1
FRAUD OFFENSES		2
False Pretenses/Swindle/Confidence Game		2
STOLEN PROPERTY OFFENSES		1
Stolen Property Offenses		1
DRUG/NARCOTIC OFFENSES		2
Drug Equipment Violations		1
Drug/Narcotic Violations		1

Offenses (Group "A") by Agency

2014

COUNTY

AGENCY

OFFENSE CATEGORY

OFFENSE

OF OFFENSES

<u>Nitro PD</u>	<u>TOTAL</u>	<u>493</u>
SEX OFFENSES, FORCIBLE		2
Sexual Assault With An Object		2
ASSAULT OFFENSES		30
Aggravated Assault		5
Simple Assault		25
KIDNAPING/ABDUCTION		1
Kidnaping/Abduction		1
ROBBERY		3
Robbery		3
BURGLARY/BREAKING & ENTERING		55
Burglary/Breaking & Entering		55
LARCENY/THEFT OFFENSES		273
All Other Larceny		79
Shoplifting		174
Theft From Building		10
Theft From Motor Vehicle		12
MOTOR VEHICLE THEFT		8
Motor Vehicle Theft		8
COUNTERFEITING/FORGERY		6
Counterfeiting/Forgery		6
DESTRUCTION/DAMAGE/VANDALISM OF PROPERTY		29
Destruction/Damage/Vandalism of Property		29
EMBEZZLEMENT		5
Embezzlement		5
FRAUD OFFENSES		16
Credit Card/Automatic Teller Fraud		10
False Pretenses/Swindle/Confidence Game		5
Wire Fraud		1
STOLEN PROPERTY OFFENSES		8
Stolen Property Offenses		8
DRUG/NARCOTIC OFFENSES		48
Drug Equipment Violations		8
Drug/Narcotic Violations		44
WEAPON LAW VIOLATIONS		3
Weapon Law Violations		3

Offenses (Group "A") by Agency

2014

COUNTY

AGENCY

OFFENSE CATEGORY

OFFENSE

OF OFFENSES

Quincy SP	TOTAL	494
SEX OFFENSES, FORCIBLE		2
Forcible Fondling		1
Forcible Rape		1
ASSAULT OFFENSES		56
Aggravated Assault		10
Intimidation		15
Simple Assault		32
ROBBERY		1
Robbery		1
BURGLARY/BREAKING & ENTERING		25
Burglary/Breaking & Entering		25
LARCENY/THEFT OFFENSES		168
All Other Larceny		67
Shoplifting		66
Theft From Motor Vehicle		13
Theft of Motor Vehicle Parts/Accessories		23
MOTOR VEHICLE THEFT		10
Motor Vehicle Theft		10
COUNTERFEITING/FORGERY		12
Counterfeiting/Forgery		12
DESTRUCTION/DAMAGE/VANDALISM OF PROPERTY		38
Destruction/Damage/Vandalism of Property		38
EMBEZZLEMENT		1
Embezzlement		1
FRAUD OFFENSES		13
Credit Card/Automatic Teller Fraud		2
False Pretenses/Swindle/Confidence Game		10
Impersonation		1
STOLEN PROPERTY OFFENSES		22
Stolen Property Offenses		22
DRUG/NARCOTIC OFFENSES		133
Drug Equipment Violations		8
Drug/Narcotic Violations		130
PORNOGRAPHY/OBSCENE MATERIAL		1
Pornography/Obscene Material		1
WEAPON LAW VIOLATIONS		5

Offenses (Group "A") by Agency

2014

COUNTY

AGENCY

OFFENSE CATEGORY

OFFENSE

OF OFFENSES

Weapon Law Violations

5

Offenses (Group "A") by Agency

2014

COUNTY

AGENCY

OFFENSE CATEGORY

OFFENSE

OF OFFENSES

So Charleston SP	TOTAL	977
SEX OFFENSES, FORCIBLE		9
Forcible Fondling		4
Forcible Rape		3
Forcible Sodomy		2
SEX OFFENSES, NONFORCIBLE		3
Incest		2
Statutory Rape		1
ASSAULT OFFENSES		134
Aggravated Assault		17
Intimidation		35
Simple Assault		85
ROBBERY		1
Robbery		1
BURGLARY/BREAKING & ENTERING		53
Burglary/Breaking & Entering		53
LARCENY/THEFT OFFENSES		339
All Other Larceny		78
Shoplifting		13
Theft From Building		3
Theft From Motor Vehicle		20
Theft of Motor Vehicle Parts/Accessories		226
MOTOR VEHICLE THEFT		28
Motor Vehicle Theft		28
ARSON		1
Arson		1
COUNTERFEITING/FORGERY		22
Counterfeiting/Forgery		22
DESTRUCTION/DAMAGE/VANDALISM OF PROPERTY		67
Destruction/Damage/Vandalism of Property		67
EMBEZZLEMENT		2
Embezzlement		2
EXTORTION/BLACKMAIL		1
Extortion/Blackmail		1
FRAUD OFFENSES		110
Credit Card/Automatic Teller Fraud		12
False Pretenses/Swindle/Confidence Game		89

Offenses (Group "A") by Agency

2014

COUNTY

AGENCY

OFFENSE CATEGORY

OFFENSE

OF OFFENSES

Impersonation	10
STOLEN PROPERTY OFFENSES	21
Stolen Property Offenses	21
DRUG/NARCOTIC OFFENSES	143
Drug Equipment Violations	32
Drug/Narcotic Violations	136
PORNOGRAPHY/OBSCENE MATERIAL	5
Pornography/Obscene Material	5
WEAPON LAW VIOLATIONS	8
Weapon Law Violations	8

Offenses (Group "A") by Agency

2014

COUNTY

AGENCY

OFFENSE CATEGORY

OFFENSE

OF OFFENSES

South Charleston PD	TOTAL	1,797
SEX OFFENSES, FORCIBLE		7
Forcible Fondling		3
Forcible Rape		2
Forcible Sodomy		1
Sexual Assault With An Object		1
SEX OFFENSES, NONFORCIBLE		1
Statutory Rape		1
ASSAULT OFFENSES		300
Aggravated Assault		74
Intimidation		20
Simple Assault		233
KIDNAPING/ABDUCTION		4
Kidnaping/Abduction		4
ROBBERY		12
Robbery		12
BURGLARY/BREAKING & ENTERING		108
Burglary/Breaking & Entering		108
LARCENY/THEFT OFFENSES		730
All Other Larceny		259
Pocket-picking		2
Purse-snatching		3
Shoplifting		396
Theft From Building		8
Theft From Coin Operated Machine or Device		1
Theft From Motor Vehicle		61
Theft of Motor Vehicle Parts/Accessories		10
MOTOR VEHICLE THEFT		27
Motor Vehicle Theft		27
ARSON		5
Arson		5
COUNTERFEITING/FORGERY		24
Counterfeiting/Forgery		24
DESTRUCTION/DAMAGE/VANDALISM OF PROPERTY		139
Destruction/Damage/Vandalism of Property		139
EMBEZZLEMENT		8

Offenses (Group "A") by Agency

2014

COUNTY

AGENCY

OFFENSE CATEGORY

OFFENSE

OF OFFENSES

Embezzlement	8
EXTORTION/BLACKMAIL	1
Extortion/Blackmail	1
FRAUD OFFENSES	64
Credit Card/Automatic Teller Fraud	35
False Pretenses/Swindle/Confidence Game	29
STOLEN PROPERTY OFFENSES	18
Stolen Property Offenses	18
DRUG/NARCOTIC OFFENSES	287
Drug Equipment Violations	17
Drug/Narcotic Violations	276
WEAPON LAW VIOLATIONS	19
Weapon Law Violations	19

Offenses (Group "A") by Agency

2014

COUNTY

AGENCY

OFFENSE CATEGORY

OFFENSE

OF OFFENSES

St Albans PD	TOTAL	942
HOMICIDE OFFENSES		1
Murder and Nonnegligent Manslaughter		1
SEX OFFENSES, FORCIBLE		7
Forcible Fondling		1
Forcible Sodomy		1
Sexual Assault With An Object		5
ASSAULT OFFENSES		93
Aggravated Assault		26
Intimidation		9
Simple Assault		64
KIDNAPING/ABDUCTION		1
Kidnaping/Abduction		1
ROBBERY		8
Robbery		8
BURGLARY/BREAKING & ENTERING		60
Burglary/Breaking & Entering		60
LARCENY/THEFT OFFENSES		377
All Other Larceny		125
Purse-snatching		1
Shoplifting		211
Theft From Building		5
Theft From Motor Vehicle		33
Theft of Motor Vehicle Parts/Accessories		3
MOTOR VEHICLE THEFT		22
Motor Vehicle Theft		22
ARSON		3
Arson		3
COUNTERFEITING/FORGERY		8
Counterfeiting/Forgery		8
DESTRUCTION/DAMAGE/VANDALISM OF PROPERTY		54
Destruction/Damage/Vandalism of Property		54
EMBEZZLEMENT		7
Embezzlement		7
FRAUD OFFENSES		34
Credit Card/Automatic Teller Fraud		18
False Pretenses/Swindle/Confidence Game		16

Offenses (Group "A") by Agency

2014

COUNTY

AGENCY

OFFENSE CATEGORY

OFFENSE

OF OFFENSES

Impersonation	1
STOLEN PROPERTY OFFENSES	21
Stolen Property Offenses	21
DRUG/NARCOTIC OFFENSES	200
Drug Equipment Violations	49
Drug/Narcotic Violations	176
PORNOGRAPHY/OBSCENE MATERIAL	2
Pornography/Obscene Material	2
PROSTITUTION OFFENSES	1
Assisting or Promoting Prostitution	1
Prostitution	1
WEAPON LAW VIOLATIONS	9
Weapon Law Violations	9
tf Metro Drug Enforcement	262
TOTAL	262
DRUG/NARCOTIC OFFENSES	254
Drug Equipment Violations	6
Drug/Narcotic Violations	249
WEAPON LAW VIOLATIONS	7
Weapon Law Violations	7

Offenses (Group "A") by Agency

2014

COUNTY

AGENCY

OFFENSE CATEGORY

OFFENSE

OF OFFENSES

<u>Turnpike - Kanawha</u>	<u>TOTAL</u>	<u>24</u>
ASSAULT OFFENSES		3
Intimidation		1
Simple Assault		2
LARCENY/THEFT OFFENSES		4
All Other Larceny		1
Shoplifting		2
Theft of Motor Vehicle Parts/Accessories		1
COUNTERFEITING/FORGERY		1
Counterfeiting/Forgery		1
DESTRUCTION/DAMAGE/VANDALISM OF PROPERTY		4
Destruction/Damage/Vandalism of Property		4
EMBEZZLEMENT		1
Embezzlement		1
STOLEN PROPERTY OFFENSES		2
Stolen Property Offenses		2
DRUG/NARCOTIC OFFENSES		8
Drug/Narcotic Violations		8
WEAPON LAW VIOLATIONS		1
Weapon Law Violations		1

Offenses (Group "A") by Agency

2014

COUNTY

AGENCY

OFFENSE CATEGORY

OFFENSE

OF OFFENSES

<u>WV State University</u>	<u>TOTAL</u>	<u>63</u>
SEX OFFENSES, FORCIBLE		1
Forcible Rape		1
ASSAULT OFFENSES		8
Aggravated Assault		1
Intimidation		3
Simple Assault		4
BURGLARY/BREAKING & ENTERING		5
Burglary/Breaking & Entering		5
LARCENY/THEFT OFFENSES		21
All Other Larceny		14
Theft From Building		1
Theft From Coin Operated Machine or Device		4
Theft From Motor Vehicle		2
DESTRUCTION/DAMAGE/VANDALISM OF PROPERTY		25
Destruction/Damage/Vandalism of Property		25
STOLEN PROPERTY OFFENSES		2
Stolen Property Offenses		2
DRUG/NARCOTIC OFFENSES		1
Drug/Narcotic Violations		1
Lewis County TOTAL		512

Offenses (Group "A") by Agency

2014

COUNTY

AGENCY

OFFENSE CATEGORY

OFFENSE

OF OFFENSES

Lewis Co SO	TOTAL	207
SEX OFFENSES, FORCIBLE		1
Forcible Fondling		1
ASSAULT OFFENSES		4
Intimidation		1
Simple Assault		3
BURGLARY/BREAKING & ENTERING		13
Burglary/Breaking & Entering		13
LARCENY/THEFT OFFENSES		64
All Other Larceny		24
Shoplifting		18
Theft From Building		19
Theft From Motor Vehicle		2
Theft of Motor Vehicle Parts/Accessories		1
ARSON		1
Arson		1
COUNTERFEITING/FORGERY		6
Counterfeiting/Forgery		6
DESTRUCTION/DAMAGE/VANDALISM OF PROPERTY		38
Destruction/Damage/Vandalism of Property		38
EMBEZZLEMENT		1
Embezzlement		1
FRAUD OFFENSES		4
False Pretenses/Swindle/Confidence Game		4
DRUG/NARCOTIC OFFENSES		70
Drug/Narcotic Violations		70
WEAPON LAW VIOLATIONS		5
Weapon Law Violations		5

Offenses (Group "A") by Agency

2014

COUNTY

AGENCY

OFFENSE CATEGORY

OFFENSE

OF OFFENSES

<u>Weston PD</u>	<u>TOTAL</u>	<u>32</u>
ASSAULT OFFENSES		22
Aggravated Assault		1
Intimidation		3
Simple Assault		18
LARCENY/THEFT OFFENSES		4
All Other Larceny		2
Shoplifting		2
DRUG/NARCOTIC OFFENSES		5
Drug/Narcotic Violations		5
WEAPON LAW VIOLATIONS		1
Weapon Law Violations		1

Offenses (Group "A") by Agency

2014

COUNTY

AGENCY

OFFENSE CATEGORY

OFFENSE

OF OFFENSES

Weston SP	TOTAL	273
SEX OFFENSES, FORCIBLE		6
Forcible Fondling		3
Forcible Rape		2
Forcible Sodomy		1
ASSAULT OFFENSES		49
Aggravated Assault		13
Intimidation		4
Simple Assault		32
BURGLARY/BREAKING & ENTERING		15
Burglary/Breaking & Entering		15
LARCENY/THEFT OFFENSES		77
All Other Larceny		31
Shoplifting		38
Theft From Motor Vehicle		7
Theft of Motor Vehicle Parts/Accessories		1
MOTOR VEHICLE THEFT		4
Motor Vehicle Theft		4
COUNTERFEITING/FORGERY		9
Counterfeiting/Forgery		9
DESTRUCTION/DAMAGE/VANDALISM OF PROPERTY		17
Destruction/Damage/Vandalism of Property		17
EMBEZZLEMENT		4
Embezzlement		4
FRAUD OFFENSES		20
Credit Card/Automatic Teller Fraud		1
False Pretenses/Swindle/Confidence Game		16
Impersonation		4
STOLEN PROPERTY OFFENSES		3
Stolen Property Offenses		3
DRUG/NARCOTIC OFFENSES		62
Drug/Narcotic Violations		62
PORNOGRAPHY/OBSCENE MATERIAL		2
Pornography/Obscene Material		2
WEAPON LAW VIOLATIONS		4
Weapon Law Violations		4

Offenses (Group "A") by Agency

2014

COUNTY

AGENCY

OFFENSE CATEGORY

OFFENSE

OF OFFENSES

Lincoln County TOTAL 688

Hamlin PD	TOTAL	29
ASSAULT OFFENSES		6
Aggravated Assault		5
Simple Assault		1
ROBBERY		2
Robbery		2
BURGLARY/BREAKING & ENTERING		5
Burglary/Breaking & Entering		5
LARCENY/THEFT OFFENSES		9
All Other Larceny		7
Shoplifting		1
Theft From Motor Vehicle		1
DESTRUCTION/DAMAGE/VANDALISM OF PROPERTY		3
Destruction/Damage/Vandalism of Property		3
FRAUD OFFENSES		1
Impersonation		1
DRUG/NARCOTIC OFFENSES		3
Drug/Narcotic Violations		3

Offenses (Group "A") by Agency

2014

COUNTY

AGENCY

OFFENSE CATEGORY

OFFENSE

OF OFFENSES

Hamlin SP	TOTAL	659
SEX OFFENSES, FORCIBLE		18
Forcible Fondling		4
Forcible Rape		4
Sexual Assault With An Object		10
SEX OFFENSES, NONFORCIBLE		1
Incest		1
ASSAULT OFFENSES		128
Aggravated Assault		26
Intimidation		7
Simple Assault		96
KIDNAPING/ABDUCTION		1
Kidnaping/Abduction		1
ROBBERY		2
Robbery		2
BURGLARY/BREAKING & ENTERING		82
Burglary/Breaking & Entering		82
LARCENY/THEFT OFFENSES		188
All Other Larceny		152
Shoplifting		15
Theft of Motor Vehicle Parts/Accessories		21
MOTOR VEHICLE THEFT		32
Motor Vehicle Theft		32
ARSON		2
Arson		2
COUNTERFEITING/FORGERY		3
Counterfeiting/Forgery		3
DESTRUCTION/DAMAGE/VANDALISM OF PROPERTY		113
Destruction/Damage/Vandalism of Property		113
EMBEZZLEMENT		3
Embezzlement		3
FRAUD OFFENSES		14
False Pretenses/Swindle/Confidence Game		7
Impersonation		6
Wire Fraud		1
STOLEN PROPERTY OFFENSES		3
Stolen Property Offenses		3

Offenses (Group "A") by Agency

2014

COUNTY

AGENCY

OFFENSE CATEGORY

OFFENSE

OF OFFENSES

DRUG/NARCOTIC OFFENSES	62
Drug Equipment Violations	1
Drug/Narcotic Violations	61
PORNOGRAPHY/OBSCENE MATERIAL	1
Pornography/Obscene Material	1
WEAPON LAW VIOLATIONS	5
Weapon Law Violations	5

Logan County TOTAL 1655

<u>Chapmanville PD</u>	<u>TOTAL</u>	<u>106</u>
ASSAULT OFFENSES		19
Aggravated Assault		3
Intimidation		3
Simple Assault		14
BURGLARY/BREAKING & ENTERING		5
Burglary/Breaking & Entering		5
LARCENY/THEFT OFFENSES		45
All Other Larceny		6
Shoplifting		30
Theft From Building		4
Theft From Coin Operated Machine or Device		2
Theft From Motor Vehicle		2
Theft of Motor Vehicle Parts/Accessories		1
MOTOR VEHICLE THEFT		3
Motor Vehicle Theft		3
DESTRUCTION/DAMAGE/VANDALISM OF PROPERTY		10
Destruction/Damage/Vandalism of Property		10
FRAUD OFFENSES		2
False Pretenses/Swindle/Confidence Game		2
STOLEN PROPERTY OFFENSES		1
Stolen Property Offenses		1
DRUG/NARCOTIC OFFENSES		20
Drug Equipment Violations		1
Drug/Narcotic Violations		19

Offenses (Group "A") by Agency

2014

COUNTY

AGENCY

OFFENSE CATEGORY

OFFENSE

OF OFFENSES

Logan Co SO	TOTAL	282
HOMICIDE OFFENSES		1
Murder and Nonnegligent Manslaughter		1
ASSAULT OFFENSES		105
Aggravated Assault		99
Intimidation		5
Simple Assault		1
BURGLARY/BREAKING & ENTERING		17
Burglary/Breaking & Entering		17
LARCENY/THEFT OFFENSES		65
All Other Larceny		55
Shoplifting		8
Theft From Motor Vehicle		2
MOTOR VEHICLE THEFT		5
Motor Vehicle Theft		5
COUNTERFEITING/FORGERY		3
Counterfeiting/Forgery		3
DESTRUCTION/DAMAGE/VANDALISM OF PROPERTY		38
Destruction/Damage/Vandalism of Property		38
EMBEZZLEMENT		2
Embezzlement		2
FRAUD OFFENSES		5
Credit Card/Automatic Teller Fraud		1
False Pretenses/Swindle/Confidence Game		4
STOLEN PROPERTY OFFENSES		7
Stolen Property Offenses		7
DRUG/NARCOTIC OFFENSES		25
Drug/Narcotic Violations		25
PROSTITUTION OFFENSES		4
Assisting or Promoting Prostitution		4
WEAPON LAW VIOLATIONS		5
Weapon Law Violations		5

Offenses (Group "A") by Agency

2014

COUNTY

AGENCY

OFFENSE CATEGORY

OFFENSE

OF OFFENSES

Logan SP	TOTAL	1,193
SEX OFFENSES, FORCIBLE		9
Forcible Fondling		1
Forcible Rape		5
Sexual Assault With An Object		3
SEX OFFENSES, NONFORCIBLE		2
Incest		2
ASSAULT OFFENSES		226
Aggravated Assault		42
Intimidation		32
Simple Assault		155
KIDNAPING/ABDUCTION		3
Kidnaping/Abduction		3
ROBBERY		8
Robbery		8
BURGLARY/BREAKING & ENTERING		110
Burglary/Breaking & Entering		110
LARCENY/THEFT OFFENSES		252
All Other Larceny		39
Shoplifting		32
Theft From Building		104
Theft From Motor Vehicle		24
Theft of Motor Vehicle Parts/Accessories		53
MOTOR VEHICLE THEFT		44
Motor Vehicle Theft		44
ARSON		5
Arson		5
COUNTERFEITING/FORGERY		8
Counterfeiting/Forgery		8
DESTRUCTION/DAMAGE/VANDALISM OF PROPERTY		121
Destruction/Damage/Vandalism of Property		121
EMBEZZLEMENT		4
Embezzlement		4
EXTORTION/BLACKMAIL		1
Extortion/Blackmail		1
FRAUD OFFENSES		36
False Pretenses/Swindle/Confidence Game		20

Offenses (Group "A") by Agency

2014

COUNTY

AGENCY

OFFENSE CATEGORY

OFFENSE

OF OFFENSES

	Impersonation	9
	Wire Fraud	7
	STOLEN PROPERTY OFFENSES	9
	Stolen Property Offenses	9
	DRUG/NARCOTIC OFFENSES	331
	Drug Equipment Violations	6
	Drug/Narcotic Violations	328
	PORNOGRAPHY/OBSCENE MATERIAL	3
	Pornography/Obscene Material	3
	WEAPON LAW VIOLATIONS	15
	Weapon Law Violations	15
tf U S 119 Task Force	TOTAL	74
	ROBBERY	1
	Robbery	1
	DRUG/NARCOTIC OFFENSES	71
	Drug/Narcotic Violations	71
	PROSTITUTION OFFENSES	1
	Assisting or Promoting Prostitution	1
	WEAPON LAW VIOLATIONS	1
	Weapon Law Violations	1
Marion	County TOTAL	1261
BCI - Fairmont	TOTAL	7
	DRUG/NARCOTIC OFFENSES	7
	Drug/Narcotic Violations	7
DNR - 1 - Marion	TOTAL	1
	WEAPON LAW VIOLATIONS	1
	Weapon Law Violations	1

Offenses (Group "A") by Agency

2014

COUNTY

AGENCY

OFFENSE CATEGORY

OFFENSE

OF OFFENSES

<u>Fairmont Campus Police</u>	<u>TOTAL</u>	<u>51</u>
SEX OFFENSES, FORCIBLE		1
Forcible Fondling		1
ASSAULT OFFENSES		4
Simple Assault		4
BURGLARY/BREAKING & ENTERING		2
Burglary/Breaking & Entering		2
LARCENY/THEFT OFFENSES		16
Theft From Building		10
Theft From Motor Vehicle		5
Theft of Motor Vehicle Parts/Accessories		1
DESTRUCTION/DAMAGE/VANDALISM OF PROPERTY		8
Destruction/Damage/Vandalism of Property		8
FRAUD OFFENSES		1
Credit Card/Automatic Teller Fraud		1
DRUG/NARCOTIC OFFENSES		15
Drug Equipment Violations		5
Drug/Narcotic Violations		14

Offenses (Group "A") by Agency

2014

COUNTY

AGENCY

OFFENSE CATEGORY

OFFENSE

OF OFFENSES

Fairmont PD	TOTAL	655
SEX OFFENSES, FORCIBLE		12
Forcible Fondling		4
Forcible Rape		8
SEX OFFENSES, NONFORCIBLE		2
Statutory Rape		2
ASSAULT OFFENSES		131
Aggravated Assault		13
Intimidation		10
Simple Assault		109
KIDNAPING/ABDUCTION		1
Kidnaping/Abduction		1
ROBBERY		9
Robbery		9
BURGLARY/BREAKING & ENTERING		96
Burglary/Breaking & Entering		96
LARCENY/THEFT OFFENSES		178
All Other Larceny		73
Pocket-picking		1
Purse-snatching		1
Shoplifting		43
Theft From Building		11
Theft From Motor Vehicle		47
Theft of Motor Vehicle Parts/Accessories		3
MOTOR VEHICLE THEFT		10
Motor Vehicle Theft		10
ARSON		5
Arson		5
COUNTERFEITING/FORGERY		6
Counterfeiting/Forgery		6
DESTRUCTION/DAMAGE/VANDALISM OF PROPERTY		103
Destruction/Damage/Vandalism of Property		103
EMBEZZLEMENT		5
Embezzlement		5
FRAUD OFFENSES		26
Credit Card/Automatic Teller Fraud		8
False Pretenses/Swindle/Confidence Game		18

Offenses (Group "A") by Agency

2014

COUNTY

AGENCY

OFFENSE CATEGORY

OFFENSE

OF OFFENSES

STOLEN PROPERTY OFFENSES	4
Stolen Property Offenses	4
DRUG/NARCOTIC OFFENSES	53
Drug Equipment Violations	14
Drug/Narcotic Violations	45
PORNOGRAPHY/OBSCENE MATERIAL	2
Pornography/Obscene Material	2
WEAPON LAW VIOLATIONS	4
Weapon Law Violations	4

Offenses (Group "A") by Agency

2014

COUNTY

AGENCY

OFFENSE CATEGORY

OFFENSE

OF OFFENSES

Fairmont SP	TOTAL	219
SEX OFFENSES, FORCIBLE		3
Forcible Fondling		1
Forcible Rape		2
ASSAULT OFFENSES		38
Aggravated Assault		4
Intimidation		8
Simple Assault		26
BURGLARY/BREAKING & ENTERING		30
Burglary/Breaking & Entering		30
LARCENY/THEFT OFFENSES		57
All Other Larceny		36
Shoplifting		2
Theft From Motor Vehicle		3
Theft of Motor Vehicle Parts/Accessories		16
MOTOR VEHICLE THEFT		3
Motor Vehicle Theft		3
COUNTERFEITING/FORGERY		3
Counterfeiting/Forgery		3
DESTRUCTION/DAMAGE/VANDALISM OF PROPERTY		39
Destruction/Damage/Vandalism of Property		39
EMBEZZLEMENT		1
Embezzlement		1
FRAUD OFFENSES		12
Credit Card/Automatic Teller Fraud		4
False Pretenses/Swindle/Confidence Game		5
Impersonation		3
STOLEN PROPERTY OFFENSES		3
Stolen Property Offenses		3
DRUG/NARCOTIC OFFENSES		26
Drug/Narcotic Violations		26
PORNOGRAPHY/OBSCENE MATERIAL		3
Pornography/Obscene Material		3
WEAPON LAW VIOLATIONS		1
Weapon Law Violations		1

Offenses (Group "A") by Agency

2014

COUNTY

AGENCY

OFFENSE CATEGORY

OFFENSE

OF OFFENSES

Marion Co SO	TOTAL	279
HOMICIDE OFFENSES		1
Murder and Nonnegligent Manslaughter		1
SEX OFFENSES, FORCIBLE		6
Forcible Fondling		3
Forcible Rape		2
Sexual Assault With An Object		1
ASSAULT OFFENSES		61
Aggravated Assault		49
Intimidation		7
Simple Assault		5
ROBBERY		2
Robbery		2
BURGLARY/BREAKING & ENTERING		33
Burglary/Breaking & Entering		33
LARCENY/THEFT OFFENSES		29
All Other Larceny		25
Shoplifting		2
Theft From Building		2
MOTOR VEHICLE THEFT		7
Motor Vehicle Theft		7
COUNTERFEITING/FORGERY		5
Counterfeiting/Forgery		5
DESTRUCTION/DAMAGE/VANDALISM OF PROPERTY		24
Destruction/Damage/Vandalism of Property		24
FRAUD OFFENSES		6
Credit Card/Automatic Teller Fraud		2
False Pretenses/Swindle/Confidence Game		2
Impersonation		2
STOLEN PROPERTY OFFENSES		2
Stolen Property Offenses		2
DRUG/NARCOTIC OFFENSES		95
Drug Equipment Violations		2
Drug/Narcotic Violations		93
PORNOGRAPHY/OBSCENE MATERIAL		1
Pornography/Obscene Material		1
WEAPON LAW VIOLATIONS		7

Offenses (Group "A") by Agency

2014

COUNTY

AGENCY

OFFENSE CATEGORY

OFFENSE

OF OFFENSES

Weapon Law Violations 7

TF--3 RIVERS TOTAL 23

FRAUD OFFENSES 1

False Pretenses/Swindle/Confidence Game 1

DRUG/NARCOTIC OFFENSES 18

Drug/Narcotic Violations 18

GAMBLING OFFENSES 1

Operating/Promoting/Assisting Gambling 1

PROSTITUTION OFFENSES 1

Prostitution 1

WEAPON LAW VIOLATIONS 2

Weapon Law Violations 2

White Hall PD TOTAL 26

ASSAULT OFFENSES 1

Intimidation 1

LARCENY/THEFT OFFENSES 9

All Other Larceny 2

Shoplifting 5

Theft From Building 1

Theft From Motor Vehicle 1

MOTOR VEHICLE THEFT 2

Motor Vehicle Theft 2

COUNTERFEITING/FORGERY 4

Counterfeiting/Forgery 4

DESTRUCTION/DAMAGE/VANDALISM OF PROPERTY 1

Destruction/Damage/Vandalism of Property 1

FRAUD OFFENSES 6

False Pretenses/Swindle/Confidence Game 6

DRUG/NARCOTIC OFFENSES 3

Drug/Narcotic Violations 3

Marshall County TOTAL 1365

Offenses (Group "A") by Agency

2014

COUNTY

AGENCY

OFFENSE CATEGORY

OFFENSE

OF OFFENSES

<u>Benwood PD</u>	<u>TOTAL</u>	<u>13</u>
ASSAULT OFFENSES		5
Aggravated Assault		1
Simple Assault		4
BURGLARY/BREAKING & ENTERING		3
Burglary/Breaking & Entering		3
LARCENY/THEFT OFFENSES		2
Shoplifting		2
COUNTERFEITING/FORGERY		1
Counterfeiting/Forgery		1
FRAUD OFFENSES		2
False Pretenses/Swindle/Confidence Game		2
<u>Glen Dale PD</u>	<u>TOTAL</u>	<u>35</u>
ASSAULT OFFENSES		6
Aggravated Assault		2
Intimidation		1
Simple Assault		3
BURGLARY/BREAKING & ENTERING		2
Burglary/Breaking & Entering		2
LARCENY/THEFT OFFENSES		9
All Other Larceny		9
MOTOR VEHICLE THEFT		2
Motor Vehicle Theft		2
COUNTERFEITING/FORGERY		3
Counterfeiting/Forgery		3
DESTRUCTION/DAMAGE/VANDALISM OF PROPERTY		1
Destruction/Damage/Vandalism of Property		1
FRAUD OFFENSES		3
False Pretenses/Swindle/Confidence Game		3
DRUG/NARCOTIC OFFENSES		9
Drug/Narcotic Violations		9

Offenses (Group "A") by Agency

2014

COUNTY

AGENCY

OFFENSE CATEGORY

OFFENSE

OF OFFENSES

Marshall Co SO	TOTAL	423
SEX OFFENSES, FORCIBLE		4
Forcible Fondling		3
Forcible Rape		1
ASSAULT OFFENSES		113
Aggravated Assault		30
Intimidation		10
Simple Assault		78
BURGLARY/BREAKING & ENTERING		63
Burglary/Breaking & Entering		63
LARCENY/THEFT OFFENSES		90
All Other Larceny		63
Pocket-picking		1
Shoplifting		1
Theft From Building		20
Theft From Motor Vehicle		6
MOTOR VEHICLE THEFT		21
Motor Vehicle Theft		21
COUNTERFEITING/FORGERY		8
Counterfeiting/Forgery		8
DESTRUCTION/DAMAGE/VANDALISM OF PROPERTY		75
Destruction/Damage/Vandalism of Property		75
EMBEZZLEMENT		2
Embezzlement		2
FRAUD OFFENSES		11
Credit Card/Automatic Teller Fraud		4
False Pretenses/Swindle/Confidence Game		6
Impersonation		1
DRUG/NARCOTIC OFFENSES		22
Drug/Narcotic Violations		22
PORNOGRAPHY/OBSCENE MATERIAL		1
Pornography/Obscene Material		1
WEAPON LAW VIOLATIONS		7
Weapon Law Violations		7

Offenses (Group "A") by Agency

2014

COUNTY

AGENCY

OFFENSE CATEGORY

OFFENSE

OF OFFENSES

Mc Mechen PD

TOTAL

5

ASSAULT OFFENSES

2

Aggravated Assault

2

LARCENY/THEFT OFFENSES

1

All Other Larceny

1

STOLEN PROPERTY OFFENSES

1

Stolen Property Offenses

1

DRUG/NARCOTIC OFFENSES

1

Drug/Narcotic Violations

1

Offenses (Group "A") by Agency

2014

COUNTY

AGENCY

OFFENSE CATEGORY

OFFENSE

OF OFFENSES

<u>Moundsville PD</u>	<u>TOTAL</u>	<u>709</u>
SEX OFFENSES, FORCIBLE		5
Forcible Fondling		3
Forcible Rape		2
SEX OFFENSES, NONFORCIBLE		4
Statutory Rape		4
ASSAULT OFFENSES		132
Aggravated Assault		14
Intimidation		10
Simple Assault		108
ROBBERY		3
Robbery		3
BURGLARY/BREAKING & ENTERING		58
Burglary/Breaking & Entering		58
LARCENY/THEFT OFFENSES		252
All Other Larceny		68
Pocket-picking		2
Purse-snatching		1
Shoplifting		126
Theft From Building		16
Theft From Motor Vehicle		35
Theft of Motor Vehicle Parts/Accessories		5
MOTOR VEHICLE THEFT		14
Motor Vehicle Theft		14
ARSON		8
Arson		8
COUNTERFEITING/FORGERY		3
Counterfeiting/Forgery		3
DESTRUCTION/DAMAGE/VANDALISM OF PROPERTY		109
Destruction/Damage/Vandalism of Property		109
EMBEZZLEMENT		5
Embezzlement		5
FRAUD OFFENSES		36
Credit Card/Automatic Teller Fraud		12
False Pretenses/Swindle/Confidence Game		25
STOLEN PROPERTY OFFENSES		45
Stolen Property Offenses		45

Offenses (Group "A") by Agency

2014

COUNTY

AGENCY

OFFENSE CATEGORY

OFFENSE

OF OFFENSES

DRUG/NARCOTIC OFFENSES	27
Drug/Narcotic Violations	27
PORNOGRAPHY/OBSCENE MATERIAL	1
Pornography/Obscene Material	1
WEAPON LAW VIOLATIONS	5
Weapon Law Violations	5
Moundsville SP	180
TOTAL	180
SEX OFFENSES, FORCIBLE	2
Forcible Sodomy	1
Sexual Assault With An Object	1
SEX OFFENSES, NONFORCIBLE	1
Statutory Rape	1
ASSAULT OFFENSES	30
Aggravated Assault	3
Intimidation	3
Simple Assault	24
BURGLARY/BREAKING & ENTERING	8
Burglary/Breaking & Entering	8
LARCENY/THEFT OFFENSES	16
All Other Larceny	4
Theft From Building	5
Theft of Motor Vehicle Parts/Accessories	7
MOTOR VEHICLE THEFT	3
Motor Vehicle Theft	3
COUNTERFEITING/FORGERY	1
Counterfeiting/Forgery	1
DESTRUCTION/DAMAGE/VANDALISM OF PROPERTY	6
Destruction/Damage/Vandalism of Property	6
FRAUD OFFENSES	2
False Pretenses/Swindle/Confidence Game	2
STOLEN PROPERTY OFFENSES	1
Stolen Property Offenses	1
DRUG/NARCOTIC OFFENSES	105
Drug/Narcotic Violations	105
WEAPON LAW VIOLATIONS	5
Weapon Law Violations	5

Offenses (Group "A") by Agency

2014

COUNTY

AGENCY

OFFENSE CATEGORY

OFFENSE

OF OFFENSES

Mason County TOTAL 760

Mason Co SO	TOTAL	233
SEX OFFENSES, FORCIBLE		2
Forcible Fondling		1
Sexual Assault With An Object		1
SEX OFFENSES, NONFORCIBLE		1
Incest		1
ASSAULT OFFENSES		34
Aggravated Assault		10
Intimidation		6
Simple Assault		18
LARCENY/THEFT OFFENSES		146
All Other Larceny		12
Theft From Building		126
Theft From Motor Vehicle		8
MOTOR VEHICLE THEFT		11
Motor Vehicle Theft		11
ARSON		1
Arson		1
COUNTERFEITING/FORGERY		4
Counterfeiting/Forgery		4
DESTRUCTION/DAMAGE/VANDALISM OF PROPERTY		19
Destruction/Damage/Vandalism of Property		19
FRAUD OFFENSES		5
Credit Card/Automatic Teller Fraud		1
False Pretenses/Swindle/Confidence Game		4
DRUG/NARCOTIC OFFENSES		7
Drug/Narcotic Violations		7
WEAPON LAW VIOLATIONS		3
Weapon Law Violations		3

Offenses (Group "A") by Agency

2014

COUNTY

AGENCY

OFFENSE CATEGORY

OFFENSE

OF OFFENSES

<u>Mason PD</u>	<u>TOTAL</u>	<u>28</u>
ASSAULT OFFENSES		3
Aggravated Assault		1
Simple Assault		2
BURGLARY/BREAKING & ENTERING		4
Burglary/Breaking & Entering		4
LARCENY/THEFT OFFENSES		17
All Other Larceny		7
Shoplifting		9
Theft From Building		1
DESTRUCTION/DAMAGE/VANDALISM OF PROPERTY		2
Destruction/Damage/Vandalism of Property		2
FRAUD OFFENSES		1
False Pretenses/Swindle/Confidence Game		1
DRUG/NARCOTIC OFFENSES		1
Drug/Narcotic Violations		1

Offenses (Group "A") by Agency

2014

COUNTY

AGENCY

OFFENSE CATEGORY

OFFENSE

OF OFFENSES

<u>Point Pleasant PD</u>	<u>TOTAL</u>	<u>258</u>
ASSAULT OFFENSES		44
Aggravated Assault		4
Intimidation		5
Simple Assault		36
ROBBERY		5
Robbery		5
BURGLARY/BREAKING & ENTERING		24
Burglary/Breaking & Entering		24
LARCENY/THEFT OFFENSES		106
All Other Larceny		56
Shoplifting		30
Theft From Building		3
Theft From Motor Vehicle		17
MOTOR VEHICLE THEFT		4
Motor Vehicle Theft		4
COUNTERFEITING/FORGERY		5
Counterfeiting/Forgery		5
DESTRUCTION/DAMAGE/VANDALISM OF PROPERTY		45
Destruction/Damage/Vandalism of Property		45
FRAUD OFFENSES		3
Credit Card/Automatic Teller Fraud		2
False Pretenses/Swindle/Confidence Game		1
STOLEN PROPERTY OFFENSES		1
Stolen Property Offenses		1
DRUG/NARCOTIC OFFENSES		20
Drug Equipment Violations		1
Drug/Narcotic Violations		19

Offenses (Group "A") by Agency

2014

COUNTY

AGENCY

OFFENSE CATEGORY

OFFENSE

OF OFFENSES

Point Pleasant SP	TOTAL	241
SEX OFFENSES, NONFORCIBLE		1
Statutory Rape		1
ASSAULT OFFENSES		46
Aggravated Assault		10
Intimidation		2
Simple Assault		34
BURGLARY/BREAKING & ENTERING		38
Burglary/Breaking & Entering		38
LARCENY/THEFT OFFENSES		60
All Other Larceny		47
Shoplifting		10
Theft From Motor Vehicle		1
Theft of Motor Vehicle Parts/Accessories		2
MOTOR VEHICLE THEFT		4
Motor Vehicle Theft		4
ARSON		1
Arson		1
COUNTERFEITING/FORGERY		2
Counterfeiting/Forgery		2
DESTRUCTION/DAMAGE/VANDALISM OF PROPERTY		34
Destruction/Damage/Vandalism of Property		34
FRAUD OFFENSES		12
Credit Card/Automatic Teller Fraud		1
False Pretenses/Swindle/Confidence Game		7
Impersonation		4
DRUG/NARCOTIC OFFENSES		39
Drug Equipment Violations		4
Drug/Narcotic Violations		37
PORNOGRAPHY/OBSCENE MATERIAL		1
Pornography/Obscene Material		1
WEAPON LAW VIOLATIONS		1
Weapon Law Violations		1

McDowell County TOTAL 737

Offenses (Group "A") by Agency

2014

COUNTY

AGENCY

OFFENSE CATEGORY

OFFENSE

OF OFFENSES

McDowell Co SO	TOTAL	302
HOMICIDE OFFENSES		1
Murder and Nonnegligent Manslaughter		1
SEX OFFENSES, FORCIBLE		1
Forcible Rape		1
SEX OFFENSES, NONFORCIBLE		1
Statutory Rape		1
ASSAULT OFFENSES		124
Aggravated Assault		18
Intimidation		22
Simple Assault		86
ROBBERY		1
Robbery		1
BURGLARY/BREAKING & ENTERING		17
Burglary/Breaking & Entering		17
LARCENY/THEFT OFFENSES		43
All Other Larceny		38
Purse-snatching		1
Shoplifting		1
Theft From Building		2
Theft of Motor Vehicle Parts/Accessories		1
MOTOR VEHICLE THEFT		9
Motor Vehicle Theft		9
ARSON		1
Arson		1
COUNTERFEITING/FORGERY		2
Counterfeiting/Forgery		2
DESTRUCTION/DAMAGE/VANDALISM OF PROPERTY		22
Destruction/Damage/Vandalism of Property		22
FRAUD OFFENSES		5
Credit Card/Automatic Teller Fraud		3
False Pretenses/Swindle/Confidence Game		2
STOLEN PROPERTY OFFENSES		11
Stolen Property Offenses		11
DRUG/NARCOTIC OFFENSES		55
Drug/Narcotic Violations		55
PORNOGRAPHY/OBSCENE MATERIAL		1

Offenses (Group "A") by Agency

2014

COUNTY

AGENCY

OFFENSE CATEGORY

OFFENSE

OF OFFENSES

AGENCY	OFFENSE CATEGORY	OFFENSE	# OF OFFENSES
		Pornography/Obscene Material	1
	WEAPON LAW VIOLATIONS		6
		Weapon Law Violations	6
Welch PD	TOTAL		16
	SEX OFFENSES, FORCIBLE		1
		Forcible Fondling	1
	ASSAULT OFFENSES		7
		Aggravated Assault	4
		Intimidation	1
		Simple Assault	2
	BURGLARY/BREAKING & ENTERING		1
		Burglary/Breaking & Entering	1
	LARCENY/THEFT OFFENSES		3
		All Other Larceny	1
		Theft From Building	1
		Theft From Motor Vehicle	1
	COUNTERFEITING/FORGERY		1
		Counterfeiting/Forgery	1
	DRUG/NARCOTIC OFFENSES		1
		Drug/Narcotic Violations	1
	WEAPON LAW VIOLATIONS		2
		Weapon Law Violations	2

Offenses (Group "A") by Agency

2014

COUNTY

AGENCY

OFFENSE CATEGORY

OFFENSE

OF OFFENSES

Welch SP	TOTAL	419
HOMICIDE OFFENSES		1
Murder and Nonnegligent Manslaughter		1
SEX OFFENSES, FORCIBLE		9
Forcible Fondling		2
Forcible Rape		1
Forcible Sodomy		2
Sexual Assault With An Object		4
SEX OFFENSES, NONFORCIBLE		1
Statutory Rape		1
ASSAULT OFFENSES		140
Aggravated Assault		24
Intimidation		34
Simple Assault		83
KIDNAPING/ABDUCTION		1
Kidnaping/Abduction		1
ROBBERY		2
Robbery		2
BURGLARY/BREAKING & ENTERING		51
Burglary/Breaking & Entering		51
LARCENY/THEFT OFFENSES		86
All Other Larceny		58
Pocket-picking		1
Shoplifting		15
Theft From Building		1
Theft From Motor Vehicle		10
Theft of Motor Vehicle Parts/Accessories		1
MOTOR VEHICLE THEFT		14
Motor Vehicle Theft		14
ARSON		3
Arson		3
COUNTERFEITING/FORGERY		8
Counterfeiting/Forgery		8
DESTRUCTION/DAMAGE/VANDALISM OF PROPERTY		36
Destruction/Damage/Vandalism of Property		36
EMBEZZLEMENT		2
Embezzlement		2

Offenses (Group "A") by Agency

2014

COUNTY

AGENCY

OFFENSE CATEGORY

OFFENSE

OF OFFENSES

FRAUD OFFENSES	6
False Pretenses/Swindle/Confidence Game	4
Impersonation	2
STOLEN PROPERTY OFFENSES	1
Stolen Property Offenses	1
DRUG/NARCOTIC OFFENSES	53
Drug/Narcotic Violations	53
PORNOGRAPHY/OBSCENE MATERIAL	1
Pornography/Obscene Material	1
WEAPON LAW VIOLATIONS	3
Weapon Law Violations	3

Mercer	County TOTAL	2344
---------------	---------------------	-------------

BCI - Bluefield	TOTAL	187
DRUG/NARCOTIC OFFENSES		185
Drug/Narcotic Violations		185
PROSTITUTION OFFENSES		2
Prostitution		2

Offenses (Group "A") by Agency

2014

COUNTY

AGENCY

OFFENSE CATEGORY

OFFENSE

OF OFFENSES

Bluefield PD	TOTAL	579
HOMICIDE OFFENSES		2
Murder and Nonnegligent Manslaughter		2
SEX OFFENSES, FORCIBLE		5
Forcible Fondling		1
Forcible Rape		4
ASSAULT OFFENSES		175
Aggravated Assault		46
Intimidation		5
Simple Assault		127
ROBBERY		8
Robbery		8
BURGLARY/BREAKING & ENTERING		51
Burglary/Breaking & Entering		51
LARCENY/THEFT OFFENSES		165
All Other Larceny		130
Shoplifting		16
Theft From Building		7
Theft From Motor Vehicle		10
Theft of Motor Vehicle Parts/Accessories		2
MOTOR VEHICLE THEFT		18
Motor Vehicle Theft		18
ARSON		2
Arson		2
COUNTERFEITING/FORGERY		7
Counterfeiting/Forgery		7
DESTRUCTION/DAMAGE/VANDALISM OF PROPERTY		77
Destruction/Damage/Vandalism of Property		77
EMBEZZLEMENT		4
Embezzlement		4
FRAUD OFFENSES		26
Credit Card/Automatic Teller Fraud		11
False Pretenses/Swindle/Confidence Game		15
STOLEN PROPERTY OFFENSES		2
Stolen Property Offenses		2
DRUG/NARCOTIC OFFENSES		21
Drug/Narcotic Violations		21

Offenses (Group "A") by Agency

2014

COUNTY

AGENCY

OFFENSE CATEGORY

OFFENSE

OF OFFENSES

PROSTITUTION OFFENSES

3

Assisting or Promoting Prostitution

3

WEAPON LAW VIOLATIONS

10

Weapon Law Violations

10

Mercer Co SO

TOTAL

1

FRAUD OFFENSES

1

False Pretenses/Swindle/Confidence Game

1

Offenses (Group "A") by Agency

2014

COUNTY

AGENCY

OFFENSE CATEGORY

OFFENSE

OF OFFENSES

Princeton PD	TOTAL	600
HOMICIDE OFFENSES		1
Murder and Nonnegligent Manslaughter		1
SEX OFFENSES, FORCIBLE		2
Forcible Rape		2
SEX OFFENSES, NONFORCIBLE		1
Statutory Rape		1
ASSAULT OFFENSES		116
Aggravated Assault		30
Intimidation		5
Simple Assault		81
KIDNAPING/ABDUCTION		4
Kidnaping/Abduction		4
ROBBERY		4
Robbery		4
BURGLARY/BREAKING & ENTERING		62
Burglary/Breaking & Entering		62
LARCENY/THEFT OFFENSES		194
All Other Larceny		70
Shoplifting		56
Theft From Building		37
Theft From Motor Vehicle		31
MOTOR VEHICLE THEFT		7
Motor Vehicle Theft		7
ARSON		4
Arson		4
COUNTERFEITING/FORGERY		18
Counterfeiting/Forgery		18
DESTRUCTION/DAMAGE/VANDALISM OF PROPERTY		81
Destruction/Damage/Vandalism of Property		81
EMBEZZLEMENT		3
Embezzlement		3
FRAUD OFFENSES		11
Credit Card/Automatic Teller Fraud		2
False Pretenses/Swindle/Confidence Game		6
Impersonation		3
STOLEN PROPERTY OFFENSES		7

Offenses (Group "A") by Agency

2014

COUNTY

AGENCY

OFFENSE CATEGORY

OFFENSE

OF OFFENSES

Stolen Property Offenses	7
DRUG/NARCOTIC OFFENSES	67
Drug/Narcotic Violations	67
PROSTITUTION OFFENSES	5
Prostitution	5
WEAPON LAW VIOLATIONS	13
Weapon Law Violations	13

Offenses (Group "A") by Agency

2014

COUNTY

AGENCY

OFFENSE CATEGORY

OFFENSE

OF OFFENSES

<u>Princeton SP</u>	<u>TOTAL</u>	<u>966</u>
HOMICIDE OFFENSES		1
Murder and Nonnegligent Manslaughter		1
SEX OFFENSES, FORCIBLE		5
Forcible Fondling		1
Forcible Rape		1
Sexual Assault With An Object		3
ASSAULT OFFENSES		225
Aggravated Assault		20
Intimidation		82
Simple Assault		132
KIDNAPING/ABDUCTION		1
Kidnaping/Abduction		1
ROBBERY		3
Robbery		3
BURGLARY/BREAKING & ENTERING		95
Burglary/Breaking & Entering		95
LARCENY/THEFT OFFENSES		335
All Other Larceny		163
Pocket-picking		1
Shoplifting		97
Theft From Building		8
Theft From Coin Operated Machine or Device		1
Theft From Motor Vehicle		54
Theft of Motor Vehicle Parts/Accessories		11
MOTOR VEHICLE THEFT		17
Motor Vehicle Theft		17
COUNTERFEITING/FORGERY		23
Counterfeiting/Forgery		23
DESTRUCTION/DAMAGE/VANDALISM OF PROPERTY		100
Destruction/Damage/Vandalism of Property		100
EMBEZZLEMENT		8
Embezzlement		8
EXTORTION/BLACKMAIL		1
Extortion/Blackmail		1
FRAUD OFFENSES		49
Credit Card/Automatic Teller Fraud		3

Offenses (Group "A") by Agency

2014

COUNTY

AGENCY

OFFENSE CATEGORY

OFFENSE

OF OFFENSES

False Pretenses/Swindle/Confidence Game	35
Impersonation	11
STOLEN PROPERTY OFFENSES	13
Stolen Property Offenses	13
DRUG/NARCOTIC OFFENSES	72
Drug Equipment Violations	5
Drug/Narcotic Violations	67
GAMBLING OFFENSES	1
Operating/Promoting/Assisting Gambling	1
WEAPON LAW VIOLATIONS	8
Weapon Law Violations	8

Turnpike - Mercer **TOTAL** 11

ASSAULT OFFENSES	2
Simple Assault	2
DESTRUCTION/DAMAGE/VANDALISM OF PROPERTY	2
Destruction/Damage/Vandalism of Property	2
DRUG/NARCOTIC OFFENSES	7
Drug/Narcotic Violations	7

Mineral County TOTAL 1127

DNR - 2 - Mineral **TOTAL** 1

DRUG/NARCOTIC OFFENSES	1
Drug/Narcotic Violations	1

Offenses (Group "A") by Agency

2014

COUNTY

AGENCY

OFFENSE CATEGORY

OFFENSE

OF OFFENSES

Keyser PD	TOTAL	265
SEX OFFENSES, FORCIBLE		2
Forcible Sodomy		1
Sexual Assault With An Object		1
ASSAULT OFFENSES		45
Aggravated Assault		3
Simple Assault		43
KIDNAPING/ABDUCTION		1
Kidnaping/Abduction		1
ROBBERY		3
Robbery		3
BURGLARY/BREAKING & ENTERING		28
Burglary/Breaking & Entering		28
LARCENY/THEFT OFFENSES		125
All Other Larceny		2
Shoplifting		33
Theft From Building		55
Theft From Coin Operated Machine or Device		1
Theft From Motor Vehicle		33
Theft of Motor Vehicle Parts/Accessories		1
MOTOR VEHICLE THEFT		1
Motor Vehicle Theft		1
DESTRUCTION/DAMAGE/VANDALISM OF PROPERTY		23
Destruction/Damage/Vandalism of Property		23
FRAUD OFFENSES		2
Credit Card/Automatic Teller Fraud		2
DRUG/NARCOTIC OFFENSES		34
Drug Equipment Violations		6
Drug/Narcotic Violations		28

Offenses (Group "A") by Agency

2014

COUNTY

AGENCY

OFFENSE CATEGORY

OFFENSE

OF OFFENSES

Keyser SP	TOTAL	591
SEX OFFENSES, FORCIBLE		1
Forcible Rape		1
ASSAULT OFFENSES		95
Aggravated Assault		11
Intimidation		21
Simple Assault		66
KIDNAPING/ABDUCTION		1
Kidnaping/Abduction		1
ROBBERY		1
Robbery		1
BURGLARY/BREAKING & ENTERING		72
Burglary/Breaking & Entering		72
LARCENY/THEFT OFFENSES		151
All Other Larceny		100
Shoplifting		30
Theft From Building		2
Theft From Motor Vehicle		14
Theft of Motor Vehicle Parts/Accessories		6
MOTOR VEHICLE THEFT		13
Motor Vehicle Theft		13
COUNTERFEITING/FORGERY		24
Counterfeiting/Forgery		24
DESTRUCTION/DAMAGE/VANDALISM OF PROPERTY		75
Destruction/Damage/Vandalism of Property		75
EMBEZZLEMENT		3
Embezzlement		3
FRAUD OFFENSES		56
False Pretenses/Swindle/Confidence Game		50
Impersonation		7
STOLEN PROPERTY OFFENSES		8
Stolen Property Offenses		8
DRUG/NARCOTIC OFFENSES		77
Drug Equipment Violations		1
Drug/Narcotic Violations		76
PORNOGRAPHY/OBSCENE MATERIAL		4
Pornography/Obscene Material		4

Offenses (Group "A") by Agency

2014

COUNTY

AGENCY

OFFENSE CATEGORY

OFFENSE

OF OFFENSES

WEAPON LAW VIOLATIONS

5

Weapon Law Violations

5

Offenses (Group "A") by Agency

2014

COUNTY

AGENCY

OFFENSE CATEGORY

OFFENSE

OF OFFENSES

Mineral Co SO	TOTAL	245
HOMICIDE OFFENSES		1
Murder and Nonnegligent Manslaughter		1
SEX OFFENSES, FORCIBLE		3
Forcible Fondling		1
Forcible Sodomy		1
Sexual Assault With An Object		1
SEX OFFENSES, NONFORCIBLE		2
Incest		1
Statutory Rape		1
ASSAULT OFFENSES		98
Aggravated Assault		26
Intimidation		4
Simple Assault		69
BURGLARY/BREAKING & ENTERING		18
Burglary/Breaking & Entering		18
LARCENY/THEFT OFFENSES		47
All Other Larceny		6
Purse-snatching		1
Shoplifting		18
Theft From Building		15
Theft From Motor Vehicle		6
Theft of Motor Vehicle Parts/Accessories		1
MOTOR VEHICLE THEFT		9
Motor Vehicle Theft		9
ARSON		1
Arson		1
COUNTERFEITING/FORGERY		9
Counterfeiting/Forgery		9
DESTRUCTION/DAMAGE/VANDALISM OF PROPERTY		18
Destruction/Damage/Vandalism of Property		18
FRAUD OFFENSES		5
Credit Card/Automatic Teller Fraud		4
False Pretenses/Swindle/Confidence Game		1
STOLEN PROPERTY OFFENSES		1
Stolen Property Offenses		1

Offenses (Group "A") by Agency

2014

COUNTY

AGENCY

OFFENSE CATEGORY

OFFENSE

OF OFFENSES

	DRUG/NARCOTIC OFFENSES	29
	Drug Equipment Violations	5
	Drug/Narcotic Violations	24
	PORNOGRAPHY/OBSCENE MATERIAL	1
	Pornography/Obscene Material	1
	WEAPON LAW VIOLATIONS	2
	Weapon Law Violations	2
Potomac State College Police	TOTAL	25
	ASSAULT OFFENSES	4
	Aggravated Assault	3
	Intimidation	1
	ROBBERY	1
	Robbery	1
	BURGLARY/BREAKING & ENTERING	1
	Burglary/Breaking & Entering	1
	LARCENY/THEFT OFFENSES	4
	All Other Larceny	3
	Theft From Building	1
	DESTRUCTION/DAMAGE/VANDALISM OF PROPERTY	7
	Destruction/Damage/Vandalism of Property	7
	STOLEN PROPERTY OFFENSES	1
	Stolen Property Offenses	1
	DRUG/NARCOTIC OFFENSES	7
	Drug/Narcotic Violations	7
Mingo	County TOTAL	854

Offenses (Group "A") by Agency

2014

COUNTY

AGENCY

OFFENSE CATEGORY

OFFENSE

OF OFFENSES

<u>Mingo Co SO</u>	<u>TOTAL</u>	<u>102</u>
ASSAULT OFFENSES		73
Aggravated Assault		12
Intimidation		7
Simple Assault		55
BURGLARY/BREAKING & ENTERING		2
Burglary/Breaking & Entering		2
LARCENY/THEFT OFFENSES		9
All Other Larceny		4
Shoplifting		1
Theft From Building		3
Theft From Motor Vehicle		1
MOTOR VEHICLE THEFT		1
Motor Vehicle Theft		1
ARSON		1
Arson		1
DESTRUCTION/DAMAGE/VANDALISM OF PROPERTY		9
Destruction/Damage/Vandalism of Property		9
DRUG/NARCOTIC OFFENSES		5
Drug Equipment Violations		1
Drug/Narcotic Violations		4
WEAPON LAW VIOLATIONS		1
Weapon Law Violations		1

Offenses (Group "A") by Agency

2014

COUNTY

AGENCY

OFFENSE CATEGORY

OFFENSE

OF OFFENSES

<u>Williamson PD</u>	<u>TOTAL</u>	<u>192</u>
SEX OFFENSES, FORCIBLE		4
Forcible Fondling		1
Forcible Rape		2
Sexual Assault With An Object		1
ASSAULT OFFENSES		63
Aggravated Assault		14
Intimidation		2
Simple Assault		47
ROBBERY		1
Robbery		1
BURGLARY/BREAKING & ENTERING		11
Burglary/Breaking & Entering		11
LARCENY/THEFT OFFENSES		44
All Other Larceny		40
Shoplifting		2
Theft From Building		1
Theft From Motor Vehicle		1
ARSON		1
Arson		1
DESTRUCTION/DAMAGE/VANDALISM OF PROPERTY		32
Destruction/Damage/Vandalism of Property		32
EMBEZZLEMENT		1
Embezzlement		1
EXTORTION/BLACKMAIL		1
Extortion/Blackmail		1
FRAUD OFFENSES		2
False Pretenses/Swindle/Confidence Game		2
STOLEN PROPERTY OFFENSES		4
Stolen Property Offenses		4
DRUG/NARCOTIC OFFENSES		16
Drug/Narcotic Violations		16
WEAPON LAW VIOLATIONS		12
Weapon Law Violations		12

Offenses (Group "A") by Agency

2014

COUNTY

AGENCY

OFFENSE CATEGORY

OFFENSE

OF OFFENSES

<u>Williamson SP</u>	<u>TOTAL</u>	<u>560</u>
HOMICIDE OFFENSES		2
Murder and Nonnegligent Manslaughter		2
SEX OFFENSES, FORCIBLE		8
Forcible Fondling		4
Forcible Rape		2
Forcible Sodomy		1
Sexual Assault With An Object		2
ASSAULT OFFENSES		156
Aggravated Assault		36
Intimidation		35
Simple Assault		97
KIDNAPING/ABDUCTION		1
Kidnaping/Abduction		1
ROBBERY		1
Robbery		1
BURGLARY/BREAKING & ENTERING		47
Burglary/Breaking & Entering		47
LARCENY/THEFT OFFENSES		112
All Other Larceny		66
Purse-snatching		2
Shoplifting		6
Theft From Building		1
Theft From Motor Vehicle		2
Theft of Motor Vehicle Parts/Accessories		35
MOTOR VEHICLE THEFT		24
Motor Vehicle Theft		24
COUNTERFEITING/FORGERY		10
Counterfeiting/Forgery		10
DESTRUCTION/DAMAGE/VANDALISM OF PROPERTY		48
Destruction/Damage/Vandalism of Property		48
FRAUD OFFENSES		22
Credit Card/Automatic Teller Fraud		2
False Pretenses/Swindle/Confidence Game		5
Impersonation		16
STOLEN PROPERTY OFFENSES		2

Offenses (Group "A") by Agency

2014

COUNTY

AGENCY

OFFENSE CATEGORY

OFFENSE

OF OFFENSES

Stolen Property Offenses	2
DRUG/NARCOTIC OFFENSES	102
Drug Equipment Violations	2
Drug/Narcotic Violations	100
GAMBLING OFFENSES	1
Gambling Equipment Violations	1
PORNOGRAPHY/OBSCENE MATERIAL	1
Pornography/Obscene Material	1
WEAPON LAW VIOLATIONS	9
Weapon Law Violations	9

Monongalia County TOTAL 3485

Offenses (Group "A") by Agency

2014

COUNTY

AGENCY

OFFENSE CATEGORY

OFFENSE

OF OFFENSES

Granville PD	TOTAL	223
ASSAULT OFFENSES		17
Aggravated Assault		14
Intimidation		2
Simple Assault		2
BURGLARY/BREAKING & ENTERING		9
Burglary/Breaking & Entering		9
LARCENY/THEFT OFFENSES		134
All Other Larceny		25
Shoplifting		109
MOTOR VEHICLE THEFT		4
Motor Vehicle Theft		4
COUNTERFEITING/FORGERY		7
Counterfeiting/Forgery		7
DESTRUCTION/DAMAGE/VANDALISM OF PROPERTY		14
Destruction/Damage/Vandalism of Property		14
EMBEZZLEMENT		1
Embezzlement		1
FRAUD OFFENSES		20
Credit Card/Automatic Teller Fraud		10
False Pretenses/Swindle/Confidence Game		7
Impersonation		3
STOLEN PROPERTY OFFENSES		1
Stolen Property Offenses		1
DRUG/NARCOTIC OFFENSES		15
Drug/Narcotic Violations		15

Offenses (Group "A") by Agency

2014

COUNTY

AGENCY

OFFENSE CATEGORY

OFFENSE

OF OFFENSES

Monongalia Co SO	TOTAL	494
HOMICIDE OFFENSES		1
Murder and Nonnegligent Manslaughter		1
SEX OFFENSES, FORCIBLE		4
Forcible Fondling		1
Forcible Rape		3
ASSAULT OFFENSES		57
Aggravated Assault		52
Intimidation		1
Simple Assault		4
ROBBERY		4
Robbery		4
BURGLARY/BREAKING & ENTERING		63
Burglary/Breaking & Entering		63
LARCENY/THEFT OFFENSES		197
All Other Larceny		138
Shoplifting		55
Theft From Motor Vehicle		4
MOTOR VEHICLE THEFT		19
Motor Vehicle Theft		19
ARSON		1
Arson		1
COUNTERFEITING/FORGERY		10
Counterfeiting/Forgery		10
DESTRUCTION/DAMAGE/VANDALISM OF PROPERTY		55
Destruction/Damage/Vandalism of Property		55
EMBEZZLEMENT		3
Embezzlement		3
FRAUD OFFENSES		32
Credit Card/Automatic Teller Fraud		13
False Pretenses/Swindle/Confidence Game		17
Impersonation		4
STOLEN PROPERTY OFFENSES		3
Stolen Property Offenses		3
DRUG/NARCOTIC OFFENSES		32
Drug Equipment Violations		2
Drug/Narcotic Violations		31

Offenses (Group "A") by Agency

2014

COUNTY

AGENCY

OFFENSE CATEGORY

OFFENSE

OF OFFENSES

PORNOGRAPHY/OBSCENE MATERIAL

2

Pornography/Obscene Material

2

WEAPON LAW VIOLATIONS

8

Weapon Law Violations

8

Offenses (Group "A") by Agency

2014

COUNTY

AGENCY

OFFENSE CATEGORY

OFFENSE

OF OFFENSES

<u>Morgantown PD</u>	<u>TOTAL</u>	<u>1,640</u>
HOMICIDE OFFENSES		2
Murder and Nonnegligent Manslaughter		2
SEX OFFENSES, FORCIBLE		21
Forcible Fondling		9
Forcible Rape		2
Forcible Sodomy		8
Sexual Assault With An Object		2
ASSAULT OFFENSES		230
Aggravated Assault		32
Intimidation		32
Simple Assault		172
KIDNAPING/ABDUCTION		2
Kidnaping/Abduction		2
ROBBERY		24
Robbery		24
BURGLARY/BREAKING & ENTERING		165
Burglary/Breaking & Entering		165
LARCENY/THEFT OFFENSES		629
All Other Larceny		234
Pocket-picking		5
Purse-snatching		4
Shoplifting		237
Theft From Building		19
Theft From Coin Operated Machine or Device		2
Theft From Motor Vehicle		109
Theft of Motor Vehicle Parts/Accessories		19
MOTOR VEHICLE THEFT		26
Motor Vehicle Theft		26
ARSON		4
Arson		4
COUNTERFEITING/FORGERY		38
Counterfeiting/Forgery		38
DESTRUCTION/DAMAGE/VANDALISM OF PROPERTY		297
Destruction/Damage/Vandalism of Property		297
EMBEZZLEMENT		12

Offenses (Group "A") by Agency

2014

COUNTY

AGENCY

OFFENSE CATEGORY

OFFENSE

OF OFFENSES

Embezzlement	12
FRAUD OFFENSES	54
Credit Card/Automatic Teller Fraud	22
False Pretenses/Swindle/Confidence Game	27
Impersonation	5
STOLEN PROPERTY OFFENSES	16
Stolen Property Offenses	16
DRUG/NARCOTIC OFFENSES	99
Drug Equipment Violations	6
Drug/Narcotic Violations	99
PORNOGRAPHY/OBSCENE MATERIAL	1
Pornography/Obscene Material	1
WEAPON LAW VIOLATIONS	8
Weapon Law Violations	8

Offenses (Group "A") by Agency

2014

COUNTY

AGENCY

OFFENSE CATEGORY

OFFENSE

OF OFFENSES

<u>Morgantown SP</u>	<u>TOTAL</u>	<u>843</u>
HOMICIDE OFFENSES		1
Murder and Nonnegligent Manslaughter		1
SEX OFFENSES, FORCIBLE		14
Forcible Fondling		7
Forcible Rape		3
Forcible Sodomy		2
Sexual Assault With An Object		2
ASSAULT OFFENSES		143
Aggravated Assault		20
Intimidation		20
Simple Assault		106
KIDNAPING/ABDUCTION		1
Kidnaping/Abduction		1
ROBBERY		10
Robbery		10
BURGLARY/BREAKING & ENTERING		93
Burglary/Breaking & Entering		93
LARCENY/THEFT OFFENSES		296
All Other Larceny		139
Shoplifting		60
Theft From Building		2
Theft From Motor Vehicle		99
MOTOR VEHICLE THEFT		27
Motor Vehicle Theft		27
ARSON		1
Arson		1
COUNTERFEITING/FORGERY		19
Counterfeiting/Forgery		19
DESTRUCTION/DAMAGE/VANDALISM OF PROPERTY		155
Destruction/Damage/Vandalism of Property		155
EMBEZZLEMENT		4
Embezzlement		4
FRAUD OFFENSES		23
False Pretenses/Swindle/Confidence Game		19
Impersonation		4
STOLEN PROPERTY OFFENSES		7

Offenses (Group "A") by Agency

2014

COUNTY

AGENCY

OFFENSE CATEGORY

OFFENSE

OF OFFENSES

Stolen Property Offenses	7
DRUG/NARCOTIC OFFENSES	35
Drug Equipment Violations	1
Drug/Narcotic Violations	34
WEAPON LAW VIOLATIONS	7
Weapon Law Violations	7

Offenses (Group "A") by Agency

2014

COUNTY

AGENCY

OFFENSE CATEGORY

OFFENSE

OF OFFENSES

WV University - Police	TOTAL	285
SEX OFFENSES, FORCIBLE		5
Forcible Fondling		2
Forcible Rape		3
ASSAULT OFFENSES		35
Aggravated Assault		12
Intimidation		13
Simple Assault		10
BURGLARY/BREAKING & ENTERING		7
Burglary/Breaking & Entering		7
LARCENY/THEFT OFFENSES		113
All Other Larceny		23
Theft From Building		76
Theft From Motor Vehicle		14
MOTOR VEHICLE THEFT		3
Motor Vehicle Theft		3
ARSON		1
Arson		1
COUNTERFEITING/FORGERY		1
Counterfeiting/Forgery		1
DESTRUCTION/DAMAGE/VANDALISM OF PROPERTY		42
Destruction/Damage/Vandalism of Property		42
EMBEZZLEMENT		2
Embezzlement		2
FRAUD OFFENSES		6
False Pretenses/Swindle/Confidence Game		5
Impersonation		1
STOLEN PROPERTY OFFENSES		1
Stolen Property Offenses		1
DRUG/NARCOTIC OFFENSES		68
Drug/Narcotic Violations		68
PORNOGRAPHY/OBSCENE MATERIAL		1
Pornography/Obscene Material		1

Monroe County TOTAL 231

Offenses (Group "A") by Agency

2014

COUNTY

AGENCY

OFFENSE CATEGORY

OFFENSE

OF OFFENSES

AGENCY	TOTAL	# OF OFFENSES
Alderson PD	TOTAL	3
ASSAULT OFFENSES		2
Simple Assault		2
DRUG/NARCOTIC OFFENSES		1
Drug/Narcotic Violations		1
Monroe Co SO	TOTAL	95
SEX OFFENSES, NONFORCIBLE		1
Statutory Rape		1
ASSAULT OFFENSES		30
Aggravated Assault		4
Intimidation		4
Simple Assault		22
BURGLARY/BREAKING & ENTERING		10
Burglary/Breaking & Entering		10
LARCENY/THEFT OFFENSES		33
All Other Larceny		11
Shoplifting		1
Theft From Building		15
Theft From Motor Vehicle		6
MOTOR VEHICLE THEFT		2
Motor Vehicle Theft		2
DESTRUCTION/DAMAGE/VANDALISM OF PROPERTY		14
Destruction/Damage/Vandalism of Property		14
FRAUD OFFENSES		1
False Pretenses/Swindle/Confidence Game		1
DRUG/NARCOTIC OFFENSES		4
Drug/Narcotic Violations		4

Offenses (Group "A") by Agency

2014

COUNTY

AGENCY

OFFENSE CATEGORY

OFFENSE

OF OFFENSES

<u>Union SP</u>	<u>TOTAL</u>	<u>133</u>
ASSAULT OFFENSES		31
Aggravated Assault		8
Intimidation		4
Simple Assault		20
BURGLARY/BREAKING & ENTERING		15
Burglary/Breaking & Entering		15
LARCENY/THEFT OFFENSES		35
All Other Larceny		27
Shoplifting		1
Theft From Motor Vehicle		2
Theft of Motor Vehicle Parts/Accessories		5
MOTOR VEHICLE THEFT		7
Motor Vehicle Theft		7
COUNTERFEITING/FORGERY		1
Counterfeiting/Forgery		1
DESTRUCTION/DAMAGE/VANDALISM OF PROPERTY		9
Destruction/Damage/Vandalism of Property		9
FRAUD OFFENSES		11
False Pretenses/Swindle/Confidence Game		8
Impersonation		3
STOLEN PROPERTY OFFENSES		1
Stolen Property Offenses		1
DRUG/NARCOTIC OFFENSES		19
Drug/Narcotic Violations		19
GAMBLING OFFENSES		1
Gambling Equipment Violations		1
WEAPON LAW VIOLATIONS		2
Weapon Law Violations		2
Morgan County TOTAL		471
Berkeley Springs (BATH) PD	TOTAL	4
LARCENY/THEFT OFFENSES		2
Shoplifting		2
DRUG/NARCOTIC OFFENSES		2
Drug/Narcotic Violations		2

Offenses (Group "A") by Agency

2014

COUNTY

AGENCY

OFFENSE CATEGORY

OFFENSE

OF OFFENSES

<u>Berkeley Springs SP</u>	<u>TOTAL</u>	<u>275</u>
SEX OFFENSES, FORCIBLE		4
Forcible Fondling		1
Forcible Rape		2
Forcible Sodomy		1
ASSAULT OFFENSES		51
Aggravated Assault		11
Intimidation		20
Simple Assault		25
ROBBERY		1
Robbery		1
BURGLARY/BREAKING & ENTERING		33
Burglary/Breaking & Entering		33
LARCENY/THEFT OFFENSES		72
All Other Larceny		61
Shoplifting		8
Theft From Motor Vehicle		2
Theft of Motor Vehicle Parts/Accessories		1
MOTOR VEHICLE THEFT		9
Motor Vehicle Theft		9
COUNTERFEITING/FORGERY		10
Counterfeiting/Forgery		10
DESTRUCTION/DAMAGE/VANDALISM OF PROPERTY		44
Destruction/Damage/Vandalism of Property		44
FRAUD OFFENSES		14
False Pretenses/Swindle/Confidence Game		12
Impersonation		2
STOLEN PROPERTY OFFENSES		3
Stolen Property Offenses		3
DRUG/NARCOTIC OFFENSES		26
Drug Equipment Violations		3
Drug/Narcotic Violations		25
WEAPON LAW VIOLATIONS		1
Weapon Law Violations		1

Offenses (Group "A") by Agency

2014

COUNTY

AGENCY

OFFENSE CATEGORY

OFFENSE

OF OFFENSES

<u>Morgan Co SO</u>	<u>TOTAL</u>	<u>192</u>
HOMICIDE OFFENSES		2
Murder and Nonnegligent Manslaughter		2
SEX OFFENSES, FORCIBLE		3
Forcible Fondling		1
Forcible Rape		2
ASSAULT OFFENSES		56
Aggravated Assault		52
Intimidation		3
Simple Assault		1
KIDNAPING/ABDUCTION		3
Kidnaping/Abduction		3
BURGLARY/BREAKING & ENTERING		19
Burglary/Breaking & Entering		19
LARCENY/THEFT OFFENSES		29
All Other Larceny		25
Shoplifting		3
Theft From Motor Vehicle		1
MOTOR VEHICLE THEFT		3
Motor Vehicle Theft		3
COUNTERFEITING/FORGERY		4
Counterfeiting/Forgery		4
DESTRUCTION/DAMAGE/VANDALISM OF PROPERTY		15
Destruction/Damage/Vandalism of Property		15
FRAUD OFFENSES		6
Credit Card/Automatic Teller Fraud		1
False Pretenses/Swindle/Confidence Game		5
DRUG/NARCOTIC OFFENSES		47
Drug/Narcotic Violations		47
WEAPON LAW VIOLATIONS		5
Weapon Law Violations		5
Nicholas County TOTAL		1180

Offenses (Group "A") by Agency

2014

COUNTY

AGENCY

OFFENSE CATEGORY

OFFENSE

OF OFFENSES

<u>Nicholas Co SO</u>	<u>TOTAL</u>	<u>553</u>
HOMICIDE OFFENSES		2
Murder and Nonnegligent Manslaughter		2
SEX OFFENSES, FORCIBLE		13
Forcible Fondling		5
Forcible Rape		8
ASSAULT OFFENSES		183
Aggravated Assault		135
Intimidation		22
Simple Assault		38
BURGLARY/BREAKING & ENTERING		66
Burglary/Breaking & Entering		66
LARCENY/THEFT OFFENSES		139
All Other Larceny		109
Shoplifting		30
Theft From Motor Vehicle		1
ARSON		3
Arson		3
COUNTERFEITING/FORGERY		10
Counterfeiting/Forgery		10
DESTRUCTION/DAMAGE/VANDALISM OF PROPERTY		49
Destruction/Damage/Vandalism of Property		49
EMBEZZLEMENT		4
Embezzlement		4
EXTORTION/BLACKMAIL		1
Extortion/Blackmail		1
FRAUD OFFENSES		14
Credit Card/Automatic Teller Fraud		3
False Pretenses/Swindle/Confidence Game		11
STOLEN PROPERTY OFFENSES		4
Stolen Property Offenses		4
DRUG/NARCOTIC OFFENSES		41
Drug Equipment Violations		12
Drug/Narcotic Violations		29
WEAPON LAW VIOLATIONS		11
Weapon Law Violations		11

Offenses (Group "A") by Agency

2014

COUNTY

AGENCY

OFFENSE CATEGORY

OFFENSE

OF OFFENSES

Richwood SP	TOTAL	76
SEX OFFENSES, FORCIBLE		3
Forcible Fondling		3
ASSAULT OFFENSES		17
Aggravated Assault		5
Intimidation		5
Simple Assault		7
BURGLARY/BREAKING & ENTERING		4
Burglary/Breaking & Entering		4
LARCENY/THEFT OFFENSES		18
All Other Larceny		8
Shoplifting		4
Theft From Building		1
Theft From Motor Vehicle		3
Theft of Motor Vehicle Parts/Accessories		2
MOTOR VEHICLE THEFT		1
Motor Vehicle Theft		1
ARSON		1
Arson		1
COUNTERFEITING/FORGERY		2
Counterfeiting/Forgery		2
DESTRUCTION/DAMAGE/VANDALISM OF PROPERTY		10
Destruction/Damage/Vandalism of Property		10
FRAUD OFFENSES		8
Credit Card/Automatic Teller Fraud		2
False Pretenses/Swindle/Confidence Game		4
Impersonation		2
DRUG/NARCOTIC OFFENSES		10
Drug/Narcotic Violations		10
PORNOGRAPHY/OBSCENE MATERIAL		1
Pornography/Obscene Material		1
WEAPON LAW VIOLATIONS		1
Weapon Law Violations		1

Offenses (Group "A") by Agency

2014

COUNTY

AGENCY

OFFENSE CATEGORY

OFFENSE

OF OFFENSES

<u>Summersville PD</u>	<u>TOTAL</u>	<u>241</u>
ASSAULT OFFENSES		18
Aggravated Assault		14
Intimidation		1
Simple Assault		3
BURGLARY/BREAKING & ENTERING		2
Burglary/Breaking & Entering		2
LARCENY/THEFT OFFENSES		147
All Other Larceny		27
Shoplifting		117
Theft From Coin Operated Machine or Device		1
Theft From Motor Vehicle		2
MOTOR VEHICLE THEFT		2
Motor Vehicle Theft		2
COUNTERFEITING/FORGERY		1
Counterfeiting/Forgery		1
DESTRUCTION/DAMAGE/VANDALISM OF PROPERTY		10
Destruction/Damage/Vandalism of Property		10
EMBEZZLEMENT		1
Embezzlement		1
FRAUD OFFENSES		3
Credit Card/Automatic Teller Fraud		1
False Pretenses/Swindle/Confidence Game		2
STOLEN PROPERTY OFFENSES		1
Stolen Property Offenses		1
DRUG/NARCOTIC OFFENSES		54
Drug Equipment Violations		1
Drug/Narcotic Violations		54
WEAPON LAW VIOLATIONS		1
Weapon Law Violations		1

Offenses (Group "A") by Agency

2014

COUNTY

AGENCY

OFFENSE CATEGORY

OFFENSE

OF OFFENSES

Summersville SP	TOTAL	310
SEX OFFENSES, FORCIBLE		1
Forcible Fondling		1
ASSAULT OFFENSES		16
Aggravated Assault		4
Intimidation		5
Simple Assault		7
BURGLARY/BREAKING & ENTERING		7
Burglary/Breaking & Entering		7
LARCENY/THEFT OFFENSES		42
All Other Larceny		24
Shoplifting		7
Theft From Building		2
Theft From Motor Vehicle		7
Theft of Motor Vehicle Parts/Accessories		2
MOTOR VEHICLE THEFT		4
Motor Vehicle Theft		4
COUNTERFEITING/FORGERY		3
Counterfeiting/Forgery		3
DESTRUCTION/DAMAGE/VANDALISM OF PROPERTY		6
Destruction/Damage/Vandalism of Property		6
EMBEZZLEMENT		1
Embezzlement		1
FRAUD OFFENSES		19
Credit Card/Automatic Teller Fraud		2
False Pretenses/Swindle/Confidence Game		15
Impersonation		4
STOLEN PROPERTY OFFENSES		2
Stolen Property Offenses		2
DRUG/NARCOTIC OFFENSES		196
Drug Equipment Violations		13
Drug/Narcotic Violations		191
WEAPON LAW VIOLATIONS		3
Weapon Law Violations		3
Ohio County TOTAL		2517

Offenses (Group "A") by Agency

2014

COUNTY

AGENCY

OFFENSE CATEGORY

OFFENSE

OF OFFENSES

<u>Bethlehem PD</u>	<u>TOTAL</u>	<u>20</u>
ASSAULT OFFENSES		4
Aggravated Assault		2
Intimidation		2
ROBBERY		1
Robbery		1
BURGLARY/BREAKING & ENTERING		2
Burglary/Breaking & Entering		2
LARCENY/THEFT OFFENSES		11
All Other Larceny		5
Shoplifting		1
Theft From Coin Operated Machine or Device		5
EMBEZZLEMENT		2
Embezzlement		2

Offenses (Group "A") by Agency

2014

COUNTY

AGENCY

OFFENSE CATEGORY

OFFENSE

OF OFFENSES

Ohio Co SO	TOTAL	383
SEX OFFENSES, FORCIBLE		5
Forcible Fondling		1
Forcible Rape		4
SEX OFFENSES, NONFORCIBLE		1
Incest		1
ASSAULT OFFENSES		56
Aggravated Assault		19
Intimidation		5
Simple Assault		32
KIDNAPING/ABDUCTION		2
Kidnaping/Abduction		2
ROBBERY		1
Robbery		1
BURGLARY/BREAKING & ENTERING		30
Burglary/Breaking & Entering		30
LARCENY/THEFT OFFENSES		168
All Other Larceny		47
Shoplifting		97
Theft From Building		13
Theft From Motor Vehicle		11
Theft of Motor Vehicle Parts/Accessories		1
MOTOR VEHICLE THEFT		6
Motor Vehicle Theft		6
ARSON		1
Arson		1
COUNTERFEITING/FORGERY		9
Counterfeiting/Forgery		9
DESTRUCTION/DAMAGE/VANDALISM OF PROPERTY		24
Destruction/Damage/Vandalism of Property		24
EMBEZZLEMENT		11
Embezzlement		11
FRAUD OFFENSES		17
Credit Card/Automatic Teller Fraud		4
False Pretenses/Swindle/Confidence Game		12
Impersonation		1
STOLEN PROPERTY OFFENSES		2

Offenses (Group "A") by Agency

2014

COUNTY

AGENCY

OFFENSE CATEGORY

OFFENSE

OF OFFENSES

Stolen Property Offenses	2
DRUG/NARCOTIC OFFENSES	45
Drug/Narcotic Violations	45
PROSTITUTION OFFENSES	1
Assisting or Promoting Prostitution	1
WEAPON LAW VIOLATIONS	3
Weapon Law Violations	3
tf Ohio Valley Drug & Vio Crime TOTAL	120
ASSAULT OFFENSES	1
Aggravated Assault	1
DRUG/NARCOTIC OFFENSES	118
Drug/Narcotic Violations	118
PROSTITUTION OFFENSES	1
Assisting or Promoting Prostitution	1

Offenses (Group "A") by Agency

2014

COUNTY

AGENCY

OFFENSE CATEGORY

OFFENSE

OF OFFENSES

<u>Wheeling PD</u>	<u>TOTAL</u>	<u>1,750</u>
SEX OFFENSES, FORCIBLE		17
Forcible Fondling		4
Forcible Rape		13
ASSAULT OFFENSES		471
Aggravated Assault		170
Intimidation		85
Simple Assault		221
ROBBERY		15
Robbery		15
BURGLARY/BREAKING & ENTERING		169
Burglary/Breaking & Entering		169
LARCENY/THEFT OFFENSES		509
All Other Larceny		352
Pocket-picking		1
Shoplifting		112
Theft From Motor Vehicle		43
Theft of Motor Vehicle Parts/Accessories		6
MOTOR VEHICLE THEFT		39
Motor Vehicle Theft		39
ARSON		3
Arson		3
COUNTERFEITING/FORGERY		19
Counterfeiting/Forgery		19
DESTRUCTION/DAMAGE/VANDALISM OF PROPERTY		230
Destruction/Damage/Vandalism of Property		230
EMBEZZLEMENT		5
Embezzlement		5
FRAUD OFFENSES		56
Credit Card/Automatic Teller Fraud		20
False Pretenses/Swindle/Confidence Game		28
Impersonation		7
Welfare Fraud		1
STOLEN PROPERTY OFFENSES		5
Stolen Property Offenses		5
DRUG/NARCOTIC OFFENSES		177
Drug Equipment Violations		4

Offenses (Group "A") by Agency

2014

COUNTY

AGENCY

OFFENSE CATEGORY

OFFENSE

OF OFFENSES

	Drug/Narcotic Violations	173
	PORNOGRAPHY/OBSCENE MATERIAL	3
	Pornography/Obscene Material	3
	PROSTITUTION OFFENSES	2
	Assisting or Promoting Prostitution	1
	Prostitution	1
	WEAPON LAW VIOLATIONS	20
	Weapon Law Violations	20
Wheeling SP	TOTAL	244
	SEX OFFENSES, FORCIBLE	5
	Forcible Fondling	4
	Forcible Rape	1
	ASSAULT OFFENSES	27
	Aggravated Assault	2
	Intimidation	11
	Simple Assault	14
	KIDNAPING/ABDUCTION	1
	Kidnaping/Abduction	1
	BURGLARY/BREAKING & ENTERING	3
	Burglary/Breaking & Entering	3
	LARCENY/THEFT OFFENSES	34
	All Other Larceny	14
	Shoplifting	14
	Theft of Motor Vehicle Parts/Accessories	6
	MOTOR VEHICLE THEFT	2
	Motor Vehicle Theft	2
	DESTRUCTION/DAMAGE/VANDALISM OF PROPERTY	9
	Destruction/Damage/Vandalism of Property	9
	FRAUD OFFENSES	11
	False Pretenses/Swindle/Confidence Game	11
	STOLEN PROPERTY OFFENSES	2
	Stolen Property Offenses	2
	DRUG/NARCOTIC OFFENSES	146
	Drug/Narcotic Violations	146
	WEAPON LAW VIOLATIONS	4
	Weapon Law Violations	4

Offenses (Group "A") by Agency

2014

COUNTY

AGENCY

OFFENSE CATEGORY

OFFENSE

OF OFFENSES

Pendleton County TOTAL 106

Franklin SP	TOTAL	106
SEX OFFENSES, NONFORCIBLE		1
Statutory Rape		1
ASSAULT OFFENSES		34
Aggravated Assault		5
Intimidation		9
Simple Assault		20
ROBBERY		1
Robbery		1
BURGLARY/BREAKING & ENTERING		10
Burglary/Breaking & Entering		10
LARCENY/THEFT OFFENSES		24
All Other Larceny		17
Shoplifting		5
Theft From Building		2
ARSON		1
Arson		1
COUNTERFEITING/FORGERY		1
Counterfeiting/Forgery		1
DESTRUCTION/DAMAGE/VANDALISM OF PROPERTY		23
Destruction/Damage/Vandalism of Property		23
FRAUD OFFENSES		2
False Pretenses/Swindle/Confidence Game		1
Impersonation		1
DRUG/NARCOTIC OFFENSES		7
Drug Equipment Violations		1
Drug/Narcotic Violations		6
WEAPON LAW VIOLATIONS		2
Weapon Law Violations		2

Pleasants County TOTAL 125

Offenses (Group "A") by Agency

2014

COUNTY

AGENCY

OFFENSE CATEGORY

OFFENSE

OF OFFENSES

<u>Pleasants Co SO</u>	<u>TOTAL</u>	<u>36</u>
SEX OFFENSES, FORCIBLE		4
Forcible Fondling		3
Forcible Sodomy		1
ASSAULT OFFENSES		14
Aggravated Assault		1
Intimidation		2
Simple Assault		11
BURGLARY/BREAKING & ENTERING		5
Burglary/Breaking & Entering		5
LARCENY/THEFT OFFENSES		9
All Other Larceny		7
Shoplifting		1
Theft From Building		1
MOTOR VEHICLE THEFT		1
Motor Vehicle Theft		1
DESTRUCTION/DAMAGE/VANDALISM OF PROPERTY		1
Destruction/Damage/Vandalism of Property		1
FRAUD OFFENSES		2
False Pretenses/Swindle/Confidence Game		1
Impersonation		1

Offenses (Group "A") by Agency

2014

COUNTY

AGENCY

OFFENSE CATEGORY

OFFENSE

OF OFFENSES

St Marys SP	TOTAL	89
SEX OFFENSES, FORCIBLE		3
Forcible Fondling		1
Forcible Sodomy		1
Sexual Assault With An Object		1
ASSAULT OFFENSES		21
Aggravated Assault		2
Intimidation		7
Simple Assault		13
KIDNAPING/ABDUCTION		1
Kidnaping/Abduction		1
BURGLARY/BREAKING & ENTERING		3
Burglary/Breaking & Entering		3
LARCENY/THEFT OFFENSES		12
All Other Larceny		11
Theft From Building		1
MOTOR VEHICLE THEFT		2
Motor Vehicle Theft		2
COUNTERFEITING/FORGERY		1
Counterfeiting/Forgery		1
DESTRUCTION/DAMAGE/VANDALISM OF PROPERTY		9
Destruction/Damage/Vandalism of Property		9
FRAUD OFFENSES		7
False Pretenses/Swindle/Confidence Game		4
Impersonation		3
STOLEN PROPERTY OFFENSES		2
Stolen Property Offenses		2
DRUG/NARCOTIC OFFENSES		25
Drug Equipment Violations		1
Drug/Narcotic Violations		25
PORNOGRAPHY/OBSCENE MATERIAL		1
Pornography/Obscene Material		1

Pocahontas County TOTAL 212

Offenses (Group "A") by Agency

2014

COUNTY

AGENCY

OFFENSE CATEGORY

OFFENSE

OF OFFENSES

<u>Marlinton SP</u>	<u>TOTAL</u>	<u>200</u>
SEX OFFENSES, FORCIBLE		6
Forcible Fondling		2
Forcible Rape		2
Forcible Sodomy		1
Sexual Assault With An Object		1
ASSAULT OFFENSES		63
Aggravated Assault		6
Intimidation		13
Simple Assault		45
KIDNAPING/ABDUCTION		1
Kidnaping/Abduction		1
BURGLARY/BREAKING & ENTERING		11
Burglary/Breaking & Entering		11
LARCENY/THEFT OFFENSES		38
All Other Larceny		22
Shoplifting		10
Theft From Building		3
Theft From Motor Vehicle		2
Theft of Motor Vehicle Parts/Accessories		1
MOTOR VEHICLE THEFT		3
Motor Vehicle Theft		3
ARSON		1
Arson		1
COUNTERFEITING/FORGERY		6
Counterfeiting/Forgery		6
DESTRUCTION/DAMAGE/VANDALISM OF PROPERTY		25
Destruction/Damage/Vandalism of Property		25
EMBEZZLEMENT		2
Embezzlement		2
FRAUD OFFENSES		4
False Pretenses/Swindle/Confidence Game		3
Impersonation		2
DRUG/NARCOTIC OFFENSES		31
Drug/Narcotic Violations		31
WEAPON LAW VIOLATIONS		7
Weapon Law Violations		7

Offenses (Group "A") by Agency

2014

COUNTY

AGENCY

OFFENSE CATEGORY

OFFENSE

OF OFFENSES

Pocahontas Co SO		TOTAL	12
SEX OFFENSES, FORCIBLE			1
	Sexual Assault With An Object		1
ASSAULT OFFENSES			4
	Simple Assault		4
LARCENY/THEFT OFFENSES			2
	All Other Larceny		1
	Theft of Motor Vehicle Parts/Accessories		1
DESTRUCTION/DAMAGE/VANDALISM OF PROPERTY			2
	Destruction/Damage/Vandalism of Property		2
DRUG/NARCOTIC OFFENSES			3
	Drug/Narcotic Violations		3
Preston	County TOTAL		592
Kingwood PD		TOTAL	2
ASSAULT OFFENSES			1
	Aggravated Assault		1
COUNTERFEITING/FORGERY			1
	Counterfeiting/Forgery		1

Offenses (Group "A") by Agency

2014

COUNTY

AGENCY

OFFENSE CATEGORY

OFFENSE

OF OFFENSES

Kingwood SP	TOTAL	417
HOMICIDE OFFENSES		1
Murder and Nonnegligent Manslaughter		1
SEX OFFENSES, FORCIBLE		11
Forcible Fondling		6
Forcible Rape		5
ASSAULT OFFENSES		99
Aggravated Assault		14
Intimidation		13
Simple Assault		75
ROBBERY		3
Robbery		3
BURGLARY/BREAKING & ENTERING		45
Burglary/Breaking & Entering		45
LARCENY/THEFT OFFENSES		100
All Other Larceny		53
Shoplifting		44
Theft From Motor Vehicle		3
MOTOR VEHICLE THEFT		9
Motor Vehicle Theft		9
COUNTERFEITING/FORGERY		14
Counterfeiting/Forgery		14
DESTRUCTION/DAMAGE/VANDALISM OF PROPERTY		51
Destruction/Damage/Vandalism of Property		51
EMBEZZLEMENT		2
Embezzlement		2
FRAUD OFFENSES		22
False Pretenses/Swindle/Confidence Game		22
DRUG/NARCOTIC OFFENSES		53
Drug Equipment Violations		1
Drug/Narcotic Violations		53
PORNOGRAPHY/OBSCENE MATERIAL		1
Pornography/Obscene Material		1
WEAPON LAW VIOLATIONS		2
Weapon Law Violations		2

Offenses (Group "A") by Agency

2014

COUNTY

AGENCY

OFFENSE CATEGORY

OFFENSE

OF OFFENSES

<u>Preston Co SO</u>	<u>TOTAL</u>	<u>168</u>
SEX OFFENSES, FORCIBLE		5
Forcible Fondling		1
Forcible Rape		3
Sexual Assault With An Object		1
ASSAULT OFFENSES		27
Aggravated Assault		19
Intimidation		5
Simple Assault		4
ROBBERY		1
Robbery		1
BURGLARY/BREAKING & ENTERING		37
Burglary/Breaking & Entering		37
LARCENY/THEFT OFFENSES		36
All Other Larceny		26
Shoplifting		5
Theft From Building		5
MOTOR VEHICLE THEFT		7
Motor Vehicle Theft		7
COUNTERFEITING/FORGERY		3
Counterfeiting/Forgery		3
DESTRUCTION/DAMAGE/VANDALISM OF PROPERTY		7
Destruction/Damage/Vandalism of Property		7
FRAUD OFFENSES		2
Credit Card/Automatic Teller Fraud		1
False Pretenses/Swindle/Confidence Game		1
STOLEN PROPERTY OFFENSES		2
Stolen Property Offenses		2
DRUG/NARCOTIC OFFENSES		39
Drug/Narcotic Violations		39
PORNOGRAPHY/OBSCENE MATERIAL		1
Pornography/Obscene Material		1

Offenses (Group "A") by Agency

2014

COUNTY

AGENCY

OFFENSE CATEGORY

OFFENSE

OF OFFENSES

COUNTY		AGENCY	OFFENSE CATEGORY	OFFENSE	# OF OFFENSES
Reedsville PD		TOTAL			5
			LARCENY/THEFT OFFENSES		3
			All Other Larceny		1
			Shoplifting		2
			EMBEZZLEMENT		1
			Embezzlement		1
			DRUG/NARCOTIC OFFENSES		1
			Drug/Narcotic Violations		1
Putnam	County	TOTAL			1810
Eleanor PD		TOTAL			2
			BURGLARY/BREAKING & ENTERING		1
			Burglary/Breaking & Entering		1
			DRUG/NARCOTIC OFFENSES		1
			Drug/Narcotic Violations		1

Offenses (Group "A") by Agency

2014

COUNTY

AGENCY

OFFENSE CATEGORY

OFFENSE

OF OFFENSES

<u>Hurricane PD</u>	<u>TOTAL</u>	<u>148</u>
HOMICIDE OFFENSES		1
Murder and Nonnegligent Manslaughter		1
ASSAULT OFFENSES		7
Aggravated Assault		3
Intimidation		2
Simple Assault		2
BURGLARY/BREAKING & ENTERING		10
Burglary/Breaking & Entering		10
LARCENY/THEFT OFFENSES		78
All Other Larceny		21
Shoplifting		37
Theft From Building		10
Theft From Motor Vehicle		10
MOTOR VEHICLE THEFT		2
Motor Vehicle Theft		2
COUNTERFEITING/FORGERY		6
Counterfeiting/Forgery		6
DESTRUCTION/DAMAGE/VANDALISM OF PROPERTY		18
Destruction/Damage/Vandalism of Property		18
FRAUD OFFENSES		10
Credit Card/Automatic Teller Fraud		7
False Pretenses/Swindle/Confidence Game		3
STOLEN PROPERTY OFFENSES		3
Stolen Property Offenses		3
DRUG/NARCOTIC OFFENSES		13
Drug/Narcotic Violations		13

Offenses (Group "A") by Agency

2014

COUNTY

AGENCY

OFFENSE CATEGORY

OFFENSE

OF OFFENSES

Putnam Co SO	TOTAL	1,207
HOMICIDE OFFENSES		2
Murder and Nonnegligent Manslaughter		2
SEX OFFENSES, FORCIBLE		18
Forcible Fondling		8
Forcible Rape		10
SEX OFFENSES, NONFORCIBLE		3
Incest		1
Statutory Rape		2
ASSAULT OFFENSES		298
Aggravated Assault		190
Intimidation		102
Simple Assault		6
KIDNAPING/ABDUCTION		1
Kidnaping/Abduction		1
ROBBERY		2
Robbery		2
BURGLARY/BREAKING & ENTERING		99
Burglary/Breaking & Entering		99
LARCENY/THEFT OFFENSES		416
All Other Larceny		357
Shoplifting		40
Theft From Motor Vehicle		44
MOTOR VEHICLE THEFT		41
Motor Vehicle Theft		41
ARSON		1
Arson		1
COUNTERFEITING/FORGERY		12
Counterfeiting/Forgery		12
DESTRUCTION/DAMAGE/VANDALISM OF PROPERTY		146
Destruction/Damage/Vandalism of Property		146
EMBEZZLEMENT		1
Embezzlement		1
FRAUD OFFENSES		38
Credit Card/Automatic Teller Fraud		10
False Pretenses/Swindle/Confidence Game		19
Impersonation		11

Offenses (Group "A") by Agency

2014

COUNTY

AGENCY

OFFENSE CATEGORY

OFFENSE

OF OFFENSES

STOLEN PROPERTY OFFENSES	3
Stolen Property Offenses	3
DRUG/NARCOTIC OFFENSES	74
Drug Equipment Violations	3
Drug/Narcotic Violations	72
PORNOGRAPHY/OBSCENE MATERIAL	6
Pornography/Obscene Material	6
WEAPON LAW VIOLATIONS	18
Weapon Law Violations	18

Offenses (Group "A") by Agency

2014

COUNTY

AGENCY

OFFENSE CATEGORY

OFFENSE

OF OFFENSES

Winfield PD	TOTAL	69
ASSAULT OFFENSES		23
Aggravated Assault		1
Intimidation		16
Simple Assault		7
KIDNAPING/ABDUCTION		1
Kidnaping/Abduction		1
BURGLARY/BREAKING & ENTERING		1
Burglary/Breaking & Entering		1
LARCENY/THEFT OFFENSES		23
All Other Larceny		14
Shoplifting		2
Theft From Building		3
Theft From Motor Vehicle		4
MOTOR VEHICLE THEFT		2
Motor Vehicle Theft		2
COUNTERFEITING/FORGERY		6
Counterfeiting/Forgery		6
DESTRUCTION/DAMAGE/VANDALISM OF PROPERTY		4
Destruction/Damage/Vandalism of Property		4
EMBEZZLEMENT		1
Embezzlement		1
FRAUD OFFENSES		1
False Pretenses/Swindle/Confidence Game		1
DRUG/NARCOTIC OFFENSES		4
Drug/Narcotic Violations		4
PORNOGRAPHY/OBSCENE MATERIAL		1
Pornography/Obscene Material		1
WEAPON LAW VIOLATIONS		1
Weapon Law Violations		1

Offenses (Group "A") by Agency

2014

COUNTY

AGENCY

OFFENSE CATEGORY

OFFENSE

OF OFFENSES

Winfield SP	TOTAL	384
SEX OFFENSES, FORCIBLE		7
Forcible Fondling		5
Forcible Rape		2
ASSAULT OFFENSES		40
Aggravated Assault		11
Intimidation		8
Simple Assault		21
BURGLARY/BREAKING & ENTERING		31
Burglary/Breaking & Entering		31
LARCENY/THEFT OFFENSES		121
All Other Larceny		64
Shoplifting		6
Theft From Building		3
Theft From Motor Vehicle		13
Theft of Motor Vehicle Parts/Accessories		37
MOTOR VEHICLE THEFT		22
Motor Vehicle Theft		22
COUNTERFEITING/FORGERY		26
Counterfeiting/Forgery		26
DESTRUCTION/DAMAGE/VANDALISM OF PROPERTY		36
Destruction/Damage/Vandalism of Property		36
EMBEZZLEMENT		2
Embezzlement		2
FRAUD OFFENSES		25
False Pretenses/Swindle/Confidence Game		16
Impersonation		9
STOLEN PROPERTY OFFENSES		6
Stolen Property Offenses		6
DRUG/NARCOTIC OFFENSES		57
Drug Equipment Violations		4
Drug/Narcotic Violations		57
PORNOGRAPHY/OBSCENE MATERIAL		1
Pornography/Obscene Material		1
WEAPON LAW VIOLATIONS		4
Weapon Law Violations		4

Offenses (Group "A") by Agency

2014

COUNTY

AGENCY

OFFENSE CATEGORY

OFFENSE

OF OFFENSES

RALEIGH	County TOTAL	6525
----------------	---------------------	-------------

BCI - Beckley	TOTAL	429
FRAUD OFFENSES		2
False Pretenses/Swindle/Confidence Game		2
DRUG/NARCOTIC OFFENSES		426
Drug Equipment Violations		6
Drug/Narcotic Violations		420
PROSTITUTION OFFENSES		1
Prostitution		1

Offenses (Group "A") by Agency

2014

COUNTY

AGENCY

OFFENSE CATEGORY

OFFENSE

OF OFFENSES

<u>Beckley PD</u>	<u>TOTAL</u>	<u>2,867</u>
SEX OFFENSES, FORCIBLE		28
Forcible Fondling		11
Forcible Rape		14
Forcible Sodomy		2
Sexual Assault With An Object		1
SEX OFFENSES, NONFORCIBLE		1
Statutory Rape		1
ASSAULT OFFENSES		577
Aggravated Assault		106
Intimidation		114
Simple Assault		379
KIDNAPING/ABDUCTION		6
Kidnaping/Abduction		6
ROBBERY		38
Robbery		38
BURGLARY/BREAKING & ENTERING		283
Burglary/Breaking & Entering		283
LARCENY/THEFT OFFENSES		978
All Other Larceny		334
Pocket-picking		2
Purse-snatching		5
Shoplifting		455
Theft From Building		10
Theft From Motor Vehicle		161
Theft of Motor Vehicle Parts/Accessories		12
MOTOR VEHICLE THEFT		44
Motor Vehicle Theft		44
ARSON		4
Arson		4
COUNTERFEITING/FORGERY		38
Counterfeiting/Forgery		38
DESTRUCTION/DAMAGE/VANDALISM OF PROPERTY		444
Destruction/Damage/Vandalism of Property		444
EMBEZZLEMENT		29
Embezzlement		29

Offenses (Group "A") by Agency

2014

COUNTY

AGENCY

OFFENSE CATEGORY

OFFENSE

OF OFFENSES

FRAUD OFFENSES	143
Credit Card/Automatic Teller Fraud	19
False Pretenses/Swindle/Confidence Game	92
Impersonation	33
Welfare Fraud	1
STOLEN PROPERTY OFFENSES	11
Stolen Property Offenses	11
DRUG/NARCOTIC OFFENSES	167
Drug/Narcotic Violations	167
PORNOGRAPHY/OBSCENE MATERIAL	4
Pornography/Obscene Material	4
PROSTITUTION OFFENSES	14
Assisting or Promoting Prostitution	7
Prostitution	8
WEAPON LAW VIOLATIONS	32
Weapon Law Violations	32

Offenses (Group "A") by Agency

2014

COUNTY

AGENCY

OFFENSE CATEGORY

OFFENSE

OF OFFENSES

<u>Beckley SP</u>	<u>TOTAL</u>	<u>1,024</u>
HOMICIDE OFFENSES		2
Murder and Nonnegligent Manslaughter		2
SEX OFFENSES, FORCIBLE		9
Forcible Fondling		4
Forcible Rape		3
Sexual Assault With An Object		2
ASSAULT OFFENSES		95
Aggravated Assault		28
Intimidation		11
Simple Assault		56
BURGLARY/BREAKING & ENTERING		103
Burglary/Breaking & Entering		103
LARCENY/THEFT OFFENSES		323
All Other Larceny		153
Shoplifting		66
Theft From Building		1
Theft From Motor Vehicle		31
Theft of Motor Vehicle Parts/Accessories		75
MOTOR VEHICLE THEFT		25
Motor Vehicle Theft		25
ARSON		5
Arson		5
COUNTERFEITING/FORGERY		61
Counterfeiting/Forgery		61
DESTRUCTION/DAMAGE/VANDALISM OF PROPERTY		112
Destruction/Damage/Vandalism of Property		112
EMBEZZLEMENT		13
Embezzlement		13
FRAUD OFFENSES		86
Credit Card/Automatic Teller Fraud		1
False Pretenses/Swindle/Confidence Game		48
Impersonation		38
Wire Fraud		1
STOLEN PROPERTY OFFENSES		17
Stolen Property Offenses		17

Offenses (Group "A") by Agency

2014

COUNTY

AGENCY

OFFENSE CATEGORY

OFFENSE

OF OFFENSES

DRUG/NARCOTIC OFFENSES	133
Drug Equipment Violations	30
Drug/Narcotic Violations	130
PROSTITUTION OFFENSES	1
Prostitution	1
WEAPON LAW VIOLATIONS	7
Weapon Law Violations	7
Mabscott PD	6
TOTAL	6
BURGLARY/BREAKING & ENTERING	1
Burglary/Breaking & Entering	1
LARCENY/THEFT OFFENSES	1
Theft From Building	1
DESTRUCTION/DAMAGE/VANDALISM OF PROPERTY	2
Destruction/Damage/Vandalism of Property	2
DRUG/NARCOTIC OFFENSES	2
Drug/Narcotic Violations	2

Offenses (Group "A") by Agency

2014

COUNTY

AGENCY

OFFENSE CATEGORY

OFFENSE

OF OFFENSES

<u>Raleigh Co SO</u>	<u>TOTAL</u>	<u>2,100</u>
HOMICIDE OFFENSES		3
Murder and Nonnegligent Manslaughter		3
SEX OFFENSES, FORCIBLE		12
Forcible Fondling		4
Forcible Rape		5
Sexual Assault With An Object		3
SEX OFFENSES, NONFORCIBLE		1
Statutory Rape		1
ASSAULT OFFENSES		342
Aggravated Assault		63
Intimidation		33
Simple Assault		258
ROBBERY		32
Robbery		32
BURGLARY/BREAKING & ENTERING		446
Burglary/Breaking & Entering		446
LARCENY/THEFT OFFENSES		693
All Other Larceny		432
Purse-snatching		3
Shoplifting		107
Theft From Building		19
Theft From Motor Vehicle		125
Theft of Motor Vehicle Parts/Accessories		8
MOTOR VEHICLE THEFT		64
Motor Vehicle Theft		64
ARSON		8
Arson		8
COUNTERFEITING/FORGERY		28
Counterfeiting/Forgery		28
DESTRUCTION/DAMAGE/VANDALISM OF PROPERTY		277
Destruction/Damage/Vandalism of Property		277
EMBEZZLEMENT		6
Embezzlement		6
FRAUD OFFENSES		79
Credit Card/Automatic Teller Fraud		6
False Pretenses/Swindle/Confidence Game		52

Offenses (Group "A") by Agency

2014

COUNTY

AGENCY

OFFENSE CATEGORY

OFFENSE

OF OFFENSES

Impersonation	21
Wire Fraud	1
STOLEN PROPERTY OFFENSES	32
Stolen Property Offenses	32
DRUG/NARCOTIC OFFENSES	35
Drug/Narcotic Violations	35
PORNOGRAPHY/OBSCENE MATERIAL	2
Pornography/Obscene Material	2
WEAPON LAW VIOLATIONS	26
Weapon Law Violations	26
Turnpike - Raleigh	99
ASSAULT OFFENSES	1
Intimidation	1
BURGLARY/BREAKING & ENTERING	3
Burglary/Breaking & Entering	3
LARCENY/THEFT OFFENSES	6
All Other Larceny	2
Shoplifting	4
DESTRUCTION/DAMAGE/VANDALISM OF PROPERTY	6
Destruction/Damage/Vandalism of Property	6
STOLEN PROPERTY OFFENSES	1
Stolen Property Offenses	1
DRUG/NARCOTIC OFFENSES	80
Drug/Narcotic Violations	80
WEAPON LAW VIOLATIONS	2
Weapon Law Violations	2
Randolph County TOTAL	803

Offenses (Group "A") by Agency

2014

COUNTY

AGENCY

OFFENSE CATEGORY

OFFENSE

OF OFFENSES

<u>Elkins PD</u>	<u>TOTAL</u>	<u>121</u>
SEX OFFENSES, FORCIBLE		3
Forcible Fondling		1
Forcible Rape		2
ASSAULT OFFENSES		26
Aggravated Assault		20
Intimidation		1
Simple Assault		5
BURGLARY/BREAKING & ENTERING		8
Burglary/Breaking & Entering		8
LARCENY/THEFT OFFENSES		50
All Other Larceny		40
Shoplifting		10
Theft From Motor Vehicle		1
MOTOR VEHICLE THEFT		1
Motor Vehicle Theft		1
DESTRUCTION/DAMAGE/VANDALISM OF PROPERTY		24
Destruction/Damage/Vandalism of Property		24
FRAUD OFFENSES		3
Credit Card/Automatic Teller Fraud		2
False Pretenses/Swindle/Confidence Game		1
DRUG/NARCOTIC OFFENSES		2
Drug/Narcotic Violations		2
PORNOGRAPHY/OBSCENE MATERIAL		1
Pornography/Obscene Material		1
WEAPON LAW VIOLATIONS		2
Weapon Law Violations		2

Offenses (Group "A") by Agency

2014

COUNTY

AGENCY

OFFENSE CATEGORY

OFFENSE

OF OFFENSES

Elkins SP	TOTAL	595
SEX OFFENSES, FORCIBLE		15
Forcible Fondling		4
Forcible Rape		10
Sexual Assault With An Object		1
ASSAULT OFFENSES		113
Aggravated Assault		16
Intimidation		27
Simple Assault		70
KIDNAPING/ABDUCTION		1
Kidnaping/Abduction		1
BURGLARY/BREAKING & ENTERING		53
Burglary/Breaking & Entering		53
LARCENY/THEFT OFFENSES		155
All Other Larceny		96
Shoplifting		46
Theft From Building		1
Theft From Motor Vehicle		13
MOTOR VEHICLE THEFT		10
Motor Vehicle Theft		10
ARSON		1
Arson		1
COUNTERFEITING/FORGERY		17
Counterfeiting/Forgery		17
DESTRUCTION/DAMAGE/VANDALISM OF PROPERTY		98
Destruction/Damage/Vandalism of Property		98
EMBEZZLEMENT		6
Embezzlement		6
FRAUD OFFENSES		25
Credit Card/Automatic Teller Fraud		5
False Pretenses/Swindle/Confidence Game		18
Impersonation		1
Wire Fraud		1
STOLEN PROPERTY OFFENSES		7
Stolen Property Offenses		7
DRUG/NARCOTIC OFFENSES		80
Drug Equipment Violations		7

Offenses (Group "A") by Agency

2014

COUNTY

AGENCY

OFFENSE CATEGORY

OFFENSE

OF OFFENSES

Drug/Narcotic Violations	77
PORNOGRAPHY/OBSCENE MATERIAL	2
Pornography/Obscene Material	2
WEAPON LAW VIOLATIONS	7
Weapon Law Violations	7
Randolph Co SO	87
TOTAL	87
SEX OFFENSES, FORCIBLE	2
Forcible Fondling	1
Forcible Rape	1
ASSAULT OFFENSES	18
Aggravated Assault	15
Intimidation	3
ROBBERY	1
Robbery	1
BURGLARY/BREAKING & ENTERING	11
Burglary/Breaking & Entering	11
LARCENY/THEFT OFFENSES	23
All Other Larceny	21
Shoplifting	1
Theft From Motor Vehicle	2
COUNTERFEITING/FORGERY	2
Counterfeiting/Forgery	2
DESTRUCTION/DAMAGE/VANDALISM OF PROPERTY	14
Destruction/Damage/Vandalism of Property	14
EMBEZZLEMENT	1
Embezzlement	1
FRAUD OFFENSES	2
Credit Card/Automatic Teller Fraud	1
Impersonation	1
STOLEN PROPERTY OFFENSES	2
Stolen Property Offenses	2
DRUG/NARCOTIC OFFENSES	7
Drug/Narcotic Violations	7
WEAPON LAW VIOLATIONS	3
Weapon Law Violations	3

Ritchie

County TOTAL

236

Offenses (Group "A") by Agency

2014

COUNTY

AGENCY

OFFENSE CATEGORY

OFFENSE

OF OFFENSES

AGENCY	TOTAL	# OF OFFENSES
DNR - 6 - Ritchie	TOTAL	1
DRUG/NARCOTIC OFFENSES		1
Drug/Narcotic Violations		1
Harrisville PD	TOTAL	12
ASSAULT OFFENSES		4
Simple Assault		4
BURGLARY/BREAKING & ENTERING		1
Burglary/Breaking & Entering		1
LARCENY/THEFT OFFENSES		5
All Other Larceny		3
Theft From Building		1
Theft From Motor Vehicle		1
DESTRUCTION/DAMAGE/VANDALISM OF PROPERTY		1
Destruction/Damage/Vandalism of Property		1
DRUG/NARCOTIC OFFENSES		1
Drug/Narcotic Violations		1

Offenses (Group "A") by Agency

2014

COUNTY

AGENCY

OFFENSE CATEGORY

OFFENSE

OF OFFENSES

Harrisville SP	TOTAL	118
SEX OFFENSES, FORCIBLE		2
Forcible Fondling		1
Forcible Sodomy		1
ASSAULT OFFENSES		15
Aggravated Assault		1
Intimidation		6
Simple Assault		9
KIDNAPING/ABDUCTION		1
Kidnaping/Abduction		1
BURGLARY/BREAKING & ENTERING		15
Burglary/Breaking & Entering		15
LARCENY/THEFT OFFENSES		27
All Other Larceny		22
Theft From Building		2
Theft of Motor Vehicle Parts/Accessories		3
MOTOR VEHICLE THEFT		7
Motor Vehicle Theft		7
ARSON		1
Arson		1
COUNTERFEITING/FORGERY		3
Counterfeiting/Forgery		3
DESTRUCTION/DAMAGE/VANDALISM OF PROPERTY		27
Destruction/Damage/Vandalism of Property		27
FRAUD OFFENSES		1
Impersonation		1
STOLEN PROPERTY OFFENSES		1
Stolen Property Offenses		1
DRUG/NARCOTIC OFFENSES		17
Drug Equipment Violations		1
Drug/Narcotic Violations		16

Offenses (Group "A") by Agency

2014

COUNTY

AGENCY

OFFENSE CATEGORY

OFFENSE

OF OFFENSES

<u>Ritchie Co SO</u>	<u>TOTAL</u>	<u>105</u>
SEX OFFENSES, FORCIBLE		3
Forcible Fondling		1
Sexual Assault With An Object		2
ASSAULT OFFENSES		23
Aggravated Assault		2
Intimidation		3
Simple Assault		19
KIDNAPING/ABDUCTION		1
Kidnaping/Abduction		1
BURGLARY/BREAKING & ENTERING		12
Burglary/Breaking & Entering		12
LARCENY/THEFT OFFENSES		39
All Other Larceny		30
Theft From Building		7
Theft of Motor Vehicle Parts/Accessories		2
MOTOR VEHICLE THEFT		5
Motor Vehicle Theft		5
ARSON		1
Arson		1
COUNTERFEITING/FORGERY		3
Counterfeiting/Forgery		3
DESTRUCTION/DAMAGE/VANDALISM OF PROPERTY		9
Destruction/Damage/Vandalism of Property		9
EMBEZZLEMENT		1
Embezzlement		1
DRUG/NARCOTIC OFFENSES		5
Drug Equipment Violations		2
Drug/Narcotic Violations		3
PROSTITUTION OFFENSES		1
Assisting or Promoting Prostitution		1
WEAPON LAW VIOLATIONS		1
Weapon Law Violations		1
Roane County TOTAL		520

Offenses (Group "A") by Agency

2014

COUNTY

AGENCY

OFFENSE CATEGORY

OFFENSE

OF OFFENSES

Roane Co SO	TOTAL	152
SEX OFFENSES, FORCIBLE		3
Forcible Fondling		1
Forcible Rape		1
Forcible Sodomy		1
SEX OFFENSES, NONFORCIBLE		2
Incest		2
ASSAULT OFFENSES		35
Aggravated Assault		11
Intimidation		8
Simple Assault		16
LARCENY/THEFT OFFENSES		39
All Other Larceny		35
Shoplifting		4
MOTOR VEHICLE THEFT		4
Motor Vehicle Theft		4
ARSON		2
Arson		2
COUNTERFEITING/FORGERY		3
Counterfeiting/Forgery		3
DESTRUCTION/DAMAGE/VANDALISM OF PROPERTY		14
Destruction/Damage/Vandalism of Property		14
FRAUD OFFENSES		11
False Pretenses/Swindle/Confidence Game		10
Impersonation		1
DRUG/NARCOTIC OFFENSES		34
Drug/Narcotic Violations		34
PORNOGRAPHY/OBSCENE MATERIAL		1
Pornography/Obscene Material		1
WEAPON LAW VIOLATIONS		4
Weapon Law Violations		4

Offenses (Group "A") by Agency

2014

COUNTY

AGENCY

OFFENSE CATEGORY

OFFENSE

OF OFFENSES

Spencer PD	TOTAL	121
HOMICIDE OFFENSES		1
Murder and Nonnegligent Manslaughter		1
SEX OFFENSES, NONFORCIBLE		1
Statutory Rape		1
ASSAULT OFFENSES		22
Aggravated Assault		4
Simple Assault		19
BURGLARY/BREAKING & ENTERING		3
Burglary/Breaking & Entering		3
LARCENY/THEFT OFFENSES		70
All Other Larceny		15
Shoplifting		53
Theft From Building		2
MOTOR VEHICLE THEFT		2
Motor Vehicle Theft		2
COUNTERFEITING/FORGERY		2
Counterfeiting/Forgery		2
DESTRUCTION/DAMAGE/VANDALISM OF PROPERTY		5
Destruction/Damage/Vandalism of Property		5
EMBEZZLEMENT		1
Embezzlement		1
FRAUD OFFENSES		3
False Pretenses/Swindle/Confidence Game		3
DRUG/NARCOTIC OFFENSES		9
Drug Equipment Violations		2
Drug/Narcotic Violations		7
WEAPON LAW VIOLATIONS		1
Weapon Law Violations		1

Offenses (Group "A") by Agency

2014

COUNTY

AGENCY

OFFENSE CATEGORY

OFFENSE

OF OFFENSES

Spencer SP	TOTAL	247
SEX OFFENSES, FORCIBLE		8
Forcible Fondling		5
Forcible Rape		1
Sexual Assault With An Object		2
ASSAULT OFFENSES		57
Aggravated Assault		9
Intimidation		11
Simple Assault		40
BURGLARY/BREAKING & ENTERING		16
Burglary/Breaking & Entering		16
LARCENY/THEFT OFFENSES		36
All Other Larceny		21
Shoplifting		11
Theft of Motor Vehicle Parts/Accessories		4
ARSON		2
Arson		2
COUNTERFEITING/FORGERY		3
Counterfeiting/Forgery		3
DESTRUCTION/DAMAGE/VANDALISM OF PROPERTY		18
Destruction/Damage/Vandalism of Property		18
EMBEZZLEMENT		1
Embezzlement		1
FRAUD OFFENSES		11
False Pretenses/Swindle/Confidence Game		8
Impersonation		3
DRUG/NARCOTIC OFFENSES		72
Drug Equipment Violations		9
Drug/Narcotic Violations		72
PORNOGRAPHY/OBSCENE MATERIAL		2
Pornography/Obscene Material		2
WEAPON LAW VIOLATIONS		9
Weapon Law Violations		9
Summers County TOTAL		469

Offenses (Group "A") by Agency

2014

COUNTY

AGENCY

OFFENSE CATEGORY

OFFENSE

OF OFFENSES

<u>Hinton PD</u>	<u>TOTAL</u>	<u>259</u>
SEX OFFENSES, FORCIBLE		1
Forcible Rape		1
ASSAULT OFFENSES		54
Aggravated Assault		5
Intimidation		5
Simple Assault		45
KIDNAPING/ABDUCTION		1
Kidnaping/Abduction		1
ROBBERY		1
Robbery		1
BURGLARY/BREAKING & ENTERING		21
Burglary/Breaking & Entering		21
LARCENY/THEFT OFFENSES		76
All Other Larceny		28
Shoplifting		37
Theft From Building		7
Theft From Motor Vehicle		7
MOTOR VEHICLE THEFT		1
Motor Vehicle Theft		1
ARSON		1
Arson		1
DESTRUCTION/DAMAGE/VANDALISM OF PROPERTY		31
Destruction/Damage/Vandalism of Property		31
FRAUD OFFENSES		11
Credit Card/Automatic Teller Fraud		2
False Pretenses/Swindle/Confidence Game		9
STOLEN PROPERTY OFFENSES		29
Stolen Property Offenses		29
DRUG/NARCOTIC OFFENSES		24
Drug/Narcotic Violations		24
PROSTITUTION OFFENSES		1
Assisting or Promoting Prostitution		1
WEAPON LAW VIOLATIONS		3
Weapon Law Violations		3

Offenses (Group "A") by Agency

2014

COUNTY

AGENCY

OFFENSE CATEGORY

OFFENSE

OF OFFENSES

<u>Hinton SP</u>	<u>TOTAL</u>	<u>154</u>
SEX OFFENSES, FORCIBLE		1
Forcible Fondling		1
ASSAULT OFFENSES		24
Aggravated Assault		4
Intimidation		7
Simple Assault		13
KIDNAPING/ABDUCTION		1
Kidnaping/Abduction		1
BURGLARY/BREAKING & ENTERING		31
Burglary/Breaking & Entering		31
LARCENY/THEFT OFFENSES		41
All Other Larceny		28
Shoplifting		2
Theft From Motor Vehicle		11
MOTOR VEHICLE THEFT		5
Motor Vehicle Theft		5
ARSON		1
Arson		1
COUNTERFEITING/FORGERY		7
Counterfeiting/Forgery		7
DESTRUCTION/DAMAGE/VANDALISM OF PROPERTY		16
Destruction/Damage/Vandalism of Property		16
EMBEZZLEMENT		1
Embezzlement		1
FRAUD OFFENSES		12
Credit Card/Automatic Teller Fraud		4
False Pretenses/Swindle/Confidence Game		4
Impersonation		4
STOLEN PROPERTY OFFENSES		2
Stolen Property Offenses		2
DRUG/NARCOTIC OFFENSES		12
Drug/Narcotic Violations		12

Offenses (Group "A") by Agency

2014

COUNTY

AGENCY

OFFENSE CATEGORY

OFFENSE

OF OFFENSES

Summers Co SO	TOTAL	56
SEX OFFENSES, FORCIBLE		1
Forcible Sodomy		1
ASSAULT OFFENSES		17
Aggravated Assault		4
Simple Assault		13
KIDNAPING/ABDUCTION		1
Kidnaping/Abduction		1
BURGLARY/BREAKING & ENTERING		7
Burglary/Breaking & Entering		7
LARCENY/THEFT OFFENSES		8
All Other Larceny		5
Pocket-picking		1
Theft From Motor Vehicle		2
Theft of Motor Vehicle Parts/Accessories		1
MOTOR VEHICLE THEFT		1
Motor Vehicle Theft		1
COUNTERFEITING/FORGERY		1
Counterfeiting/Forgery		1
DESTRUCTION/DAMAGE/VANDALISM OF PROPERTY		5
Destruction/Damage/Vandalism of Property		5
FRAUD OFFENSES		2
Credit Card/Automatic Teller Fraud		1
False Pretenses/Swindle/Confidence Game		1
STOLEN PROPERTY OFFENSES		8
Stolen Property Offenses		8
DRUG/NARCOTIC OFFENSES		2
Drug/Narcotic Violations		2
WEAPON LAW VIOLATIONS		2
Weapon Law Violations		2
Taylor County TOTAL		72

Offenses (Group "A") by Agency

2014

COUNTY

AGENCY

OFFENSE CATEGORY

OFFENSE

OF OFFENSES

<u>Grafton PD</u>	<u>TOTAL</u>	<u>31</u>
HOMICIDE OFFENSES		1
Murder and Nonnegligent Manslaughter		1
SEX OFFENSES, FORCIBLE		1
Forcible Fondling		1
SEX OFFENSES, NONFORCIBLE		1
Incest		1
ASSAULT OFFENSES		11
Intimidation		1
Simple Assault		10
BURGLARY/BREAKING & ENTERING		2
Burglary/Breaking & Entering		2
LARCENY/THEFT OFFENSES		7
All Other Larceny		2
Shoplifting		5
DESTRUCTION/DAMAGE/VANDALISM OF PROPERTY		2
Destruction/Damage/Vandalism of Property		2
FRAUD OFFENSES		1
False Pretenses/Swindle/Confidence Game		1
DRUG/NARCOTIC OFFENSES		3
Drug/Narcotic Violations		3
WEAPON LAW VIOLATIONS		2
Weapon Law Violations		2

Offenses (Group "A") by Agency

2014

COUNTY

AGENCY

OFFENSE CATEGORY

OFFENSE

OF OFFENSES

<u>Grafton SP</u>	<u>TOTAL</u>	<u>19</u>
SEX OFFENSES, FORCIBLE		4
Forcible Fondling		1
Forcible Rape		1
Forcible Sodomy		1
Sexual Assault With An Object		1
SEX OFFENSES, NONFORCIBLE		1
Incest		1
ASSAULT OFFENSES		5
Intimidation		1
Simple Assault		4
BURGLARY/BREAKING & ENTERING		1
Burglary/Breaking & Entering		1
LARCENY/THEFT OFFENSES		5
All Other Larceny		5
DESTRUCTION/DAMAGE/VANDALISM OF PROPERTY		2
Destruction/Damage/Vandalism of Property		2
FRAUD OFFENSES		1
False Pretenses/Swindle/Confidence Game		1
<u>Taylor Co SO</u>	<u>TOTAL</u>	<u>22</u>
ASSAULT OFFENSES		5
Intimidation		2
Simple Assault		3
BURGLARY/BREAKING & ENTERING		7
Burglary/Breaking & Entering		7
LARCENY/THEFT OFFENSES		7
All Other Larceny		7
DESTRUCTION/DAMAGE/VANDALISM OF PROPERTY		3
Destruction/Damage/Vandalism of Property		3
Tucker County TOTAL		136

Offenses (Group "A") by Agency

2014

COUNTY

AGENCY

OFFENSE CATEGORY

OFFENSE

OF OFFENSES

<u>Parsons PD</u>	<u>TOTAL</u>	<u>6</u>
BURGLARY/BREAKING & ENTERING		1
Burglary/Breaking & Entering		1
LARCENY/THEFT OFFENSES		3
All Other Larceny		3
DESTRUCTION/DAMAGE/VANDALISM OF PROPERTY		1
Destruction/Damage/Vandalism of Property		1
WEAPON LAW VIOLATIONS		1
Weapon Law Violations		1

Offenses (Group "A") by Agency

2014

COUNTY

AGENCY

OFFENSE CATEGORY

OFFENSE

OF OFFENSES

Parsons SP	TOTAL	130
SEX OFFENSES, FORCIBLE		6
Forcible Fondling		2
Forcible Rape		4
SEX OFFENSES, NONFORCIBLE		1
Statutory Rape		1
ASSAULT OFFENSES		31
Aggravated Assault		7
Intimidation		12
Simple Assault		13
BURGLARY/BREAKING & ENTERING		13
Burglary/Breaking & Entering		13
LARCENY/THEFT OFFENSES		19
All Other Larceny		12
Shoplifting		4
Theft From Motor Vehicle		1
Theft of Motor Vehicle Parts/Accessories		2
MOTOR VEHICLE THEFT		3
Motor Vehicle Theft		3
COUNTERFEITING/FORGERY		1
Counterfeiting/Forgery		1
DESTRUCTION/DAMAGE/VANDALISM OF PROPERTY		26
Destruction/Damage/Vandalism of Property		26
FRAUD OFFENSES		9
False Pretenses/Swindle/Confidence Game		7
Impersonation		2
Welfare Fraud		1
DRUG/NARCOTIC OFFENSES		16
Drug/Narcotic Violations		16
PORNOGRAPHY/OBSCENE MATERIAL		1
Pornography/Obscene Material		1
WEAPON LAW VIOLATIONS		2
Weapon Law Violations		2

Tyler County TOTAL 128

Offenses (Group "A") by Agency

2014

COUNTY

AGENCY

OFFENSE CATEGORY

OFFENSE

OF OFFENSES

<u>Sistersville PD</u>	<u>TOTAL</u>	<u>23</u>
SEX OFFENSES, FORCIBLE		1
Forcible Fondling		1
ASSAULT OFFENSES		3
Intimidation		1
Simple Assault		2
BURGLARY/BREAKING & ENTERING		2
Burglary/Breaking & Entering		2
LARCENY/THEFT OFFENSES		6
All Other Larceny		5
Theft of Motor Vehicle Parts/Accessories		1
DESTRUCTION/DAMAGE/VANDALISM OF PROPERTY		3
Destruction/Damage/Vandalism of Property		3
FRAUD OFFENSES		1
Impersonation		1
DRUG/NARCOTIC OFFENSES		7
Drug/Narcotic Violations		7

Offenses (Group "A") by Agency

2014

COUNTY

AGENCY

OFFENSE CATEGORY

OFFENSE

OF OFFENSES

Agency	TOTAL	# OF OFFENSES
Tyler Co SO	TOTAL	105
SEX OFFENSES, FORCIBLE		1
Sexual Assault With An Object		1
ASSAULT OFFENSES		22
Aggravated Assault		8
Intimidation		1
Simple Assault		13
BURGLARY/BREAKING & ENTERING		10
Burglary/Breaking & Entering		10
LARCENY/THEFT OFFENSES		13
All Other Larceny		10
Theft From Building		2
Theft of Motor Vehicle Parts/Accessories		1
COUNTERFEITING/FORGERY		1
Counterfeiting/Forgery		1
DESTRUCTION/DAMAGE/VANDALISM OF PROPERTY		28
Destruction/Damage/Vandalism of Property		28
FRAUD OFFENSES		2
False Pretenses/Swindle/Confidence Game		1
Impersonation		1
DRUG/NARCOTIC OFFENSES		25
Drug/Narcotic Violations		25
WEAPON LAW VIOLATIONS		3
Weapon Law Violations		3
UPSHUR County TOTAL		728
BCI - Buckhannon	TOTAL	6
DRUG/NARCOTIC OFFENSES		6
Drug/Narcotic Violations		6

Offenses (Group "A") by Agency

2014

COUNTY

AGENCY

OFFENSE CATEGORY

OFFENSE

OF OFFENSES

<u>Buckhannon PD</u>	<u>TOTAL</u>	<u>336</u>
SEX OFFENSES, FORCIBLE		4
Forcible Fondling		4
ASSAULT OFFENSES		48
Aggravated Assault		3
Intimidation		6
Simple Assault		41
ROBBERY		1
Robbery		1
BURGLARY/BREAKING & ENTERING		22
Burglary/Breaking & Entering		22
LARCENY/THEFT OFFENSES		148
All Other Larceny		47
Purse-snatching		2
Shoplifting		68
Theft From Building		9
Theft From Motor Vehicle		19
Theft of Motor Vehicle Parts/Accessories		4
COUNTERFEITING/FORGERY		1
Counterfeiting/Forgery		1
DESTRUCTION/DAMAGE/VANDALISM OF PROPERTY		59
Destruction/Damage/Vandalism of Property		59
EMBEZZLEMENT		1
Embezzlement		1
FRAUD OFFENSES		15
Credit Card/Automatic Teller Fraud		2
False Pretenses/Swindle/Confidence Game		12
Impersonation		1
STOLEN PROPERTY OFFENSES		1
Stolen Property Offenses		1
DRUG/NARCOTIC OFFENSES		30
Drug/Narcotic Violations		30
WEAPON LAW VIOLATIONS		3
Weapon Law Violations		3

Offenses (Group "A") by Agency

2014

COUNTY

AGENCY

OFFENSE CATEGORY

OFFENSE

OF OFFENSES

<u>Buckhannon SP</u>	<u>TOTAL</u>	<u>255</u>
SEX OFFENSES, FORCIBLE		4
Forcible Fondling		3
Sexual Assault With An Object		1
SEX OFFENSES, NONFORCIBLE		2
Statutory Rape		2
ASSAULT OFFENSES		54
Aggravated Assault		2
Intimidation		2
Simple Assault		50
KIDNAPING/ABDUCTION		1
Kidnaping/Abduction		1
BURGLARY/BREAKING & ENTERING		18
Burglary/Breaking & Entering		18
LARCENY/THEFT OFFENSES		79
All Other Larceny		62
Shoplifting		3
Theft From Motor Vehicle		2
Theft of Motor Vehicle Parts/Accessories		12
MOTOR VEHICLE THEFT		8
Motor Vehicle Theft		8
ARSON		1
Arson		1
COUNTERFEITING/FORGERY		14
Counterfeiting/Forgery		14
DESTRUCTION/DAMAGE/VANDALISM OF PROPERTY		40
Destruction/Damage/Vandalism of Property		40
FRAUD OFFENSES		9
False Pretenses/Swindle/Confidence Game		9
DRUG/NARCOTIC OFFENSES		20
Drug Equipment Violations		3
Drug/Narcotic Violations		17
WEAPON LAW VIOLATIONS		5
Weapon Law Violations		5

Offenses (Group "A") by Agency

2014

COUNTY

AGENCY

OFFENSE CATEGORY

OFFENSE

OF OFFENSES

Upshur Co SO	TOTAL	131
SEX OFFENSES, FORCIBLE		1
Forcible Rape		1
SEX OFFENSES, NONFORCIBLE		1
Statutory Rape		1
ASSAULT OFFENSES		41
Aggravated Assault		1
Intimidation		2
Simple Assault		38
KIDNAPING/ABDUCTION		1
Kidnaping/Abduction		1
BURGLARY/BREAKING & ENTERING		11
Burglary/Breaking & Entering		11
LARCENY/THEFT OFFENSES		24
All Other Larceny		14
Theft From Building		7
Theft From Motor Vehicle		1
Theft of Motor Vehicle Parts/Accessories		2
MOTOR VEHICLE THEFT		3
Motor Vehicle Theft		3
ARSON		1
Arson		1
COUNTERFEITING/FORGERY		2
Counterfeiting/Forgery		2
DESTRUCTION/DAMAGE/VANDALISM OF PROPERTY		32
Destruction/Damage/Vandalism of Property		32
FRAUD OFFENSES		3
False Pretenses/Swindle/Confidence Game		3
DRUG/NARCOTIC OFFENSES		7
Drug/Narcotic Violations		7
WEAPON LAW VIOLATIONS		4
Weapon Law Violations		4
Wayne County TOTAL		1463

Offenses (Group "A") by Agency

2014

COUNTY

AGENCY

OFFENSE CATEGORY

OFFENSE

OF OFFENSES

<u>Kenova PD</u>	<u>TOTAL</u>	<u>218</u>
SEX OFFENSES, FORCIBLE		2
Sexual Assault With An Object		2
ASSAULT OFFENSES		21
Aggravated Assault		3
Intimidation		12
Simple Assault		6
ROBBERY		1
Robbery		1
BURGLARY/BREAKING & ENTERING		9
Burglary/Breaking & Entering		9
LARCENY/THEFT OFFENSES		111
All Other Larceny		91
Shoplifting		1
Theft From Motor Vehicle		18
Theft of Motor Vehicle Parts/Accessories		1
MOTOR VEHICLE THEFT		3
Motor Vehicle Theft		3
COUNTERFEITING/FORGERY		2
Counterfeiting/Forgery		2
DESTRUCTION/DAMAGE/VANDALISM OF PROPERTY		33
Destruction/Damage/Vandalism of Property		33
FRAUD OFFENSES		6
False Pretenses/Swindle/Confidence Game		6
DRUG/NARCOTIC OFFENSES		28
Drug/Narcotic Violations		28
WEAPON LAW VIOLATIONS		2
Weapon Law Violations		2

Offenses (Group "A") by Agency

2014

COUNTY

AGENCY

OFFENSE CATEGORY

OFFENSE

OF OFFENSES

Wayne Co SO	TOTAL	288
HOMICIDE OFFENSES		2
Murder and Nonnegligent Manslaughter		2
SEX OFFENSES, FORCIBLE		4
Forcible Fondling		3
Forcible Rape		1
ASSAULT OFFENSES		34
Aggravated Assault		11
Intimidation		2
Simple Assault		22
ROBBERY		1
Robbery		1
BURGLARY/BREAKING & ENTERING		59
Burglary/Breaking & Entering		59
LARCENY/THEFT OFFENSES		135
All Other Larceny		128
Theft From Building		4
Theft From Motor Vehicle		7
MOTOR VEHICLE THEFT		8
Motor Vehicle Theft		8
ARSON		2
Arson		2
COUNTERFEITING/FORGERY		2
Counterfeiting/Forgery		2
DESTRUCTION/DAMAGE/VANDALISM OF PROPERTY		10
Destruction/Damage/Vandalism of Property		10
EMBEZZLEMENT		1
Embezzlement		1
FRAUD OFFENSES		11
Credit Card/Automatic Teller Fraud		3
False Pretenses/Swindle/Confidence Game		4
Impersonation		4
DRUG/NARCOTIC OFFENSES		14
Drug Equipment Violations		1
Drug/Narcotic Violations		13

Offenses (Group "A") by Agency

2014

COUNTY

AGENCY

OFFENSE CATEGORY

OFFENSE

OF OFFENSES

Wayne SP	TOTAL	957
HOMICIDE OFFENSES		2
Murder and Nonnegligent Manslaughter		2
SEX OFFENSES, FORCIBLE		11
Forcible Fondling		7
Forcible Rape		2
Forcible Sodomy		1
Sexual Assault With An Object		1
ASSAULT OFFENSES		133
Aggravated Assault		22
Intimidation		17
Simple Assault		94
KIDNAPING/ABDUCTION		1
Kidnaping/Abduction		1
ROBBERY		3
Robbery		3
BURGLARY/BREAKING & ENTERING		114
Burglary/Breaking & Entering		114
LARCENY/THEFT OFFENSES		348
All Other Larceny		151
Purse-snatching		1
Shoplifting		91
Theft From Building		12
Theft From Coin Operated Machine or Device		2
Theft From Motor Vehicle		47
Theft of Motor Vehicle Parts/Accessories		45
MOTOR VEHICLE THEFT		47
Motor Vehicle Theft		47
ARSON		2
Arson		2
COUNTERFEITING/FORGERY		16
Counterfeiting/Forgery		16
DESTRUCTION/DAMAGE/VANDALISM OF PROPERTY		137
Destruction/Damage/Vandalism of Property		137
EMBEZZLEMENT		3
Embezzlement		3

Offenses (Group "A") by Agency

2014

COUNTY

AGENCY

OFFENSE CATEGORY

OFFENSE

OF OFFENSES

FRAUD OFFENSES	37
Credit Card/Automatic Teller Fraud	10
False Pretenses/Swindle/Confidence Game	20
Impersonation	7
STOLEN PROPERTY OFFENSES	11
Stolen Property Offenses	11
DRUG/NARCOTIC OFFENSES	83
Drug/Narcotic Violations	83
PORNOGRAPHY/OBSCENE MATERIAL	2
Pornography/Obscene Material	2
WEAPON LAW VIOLATIONS	6
Weapon Law Violations	6

Webster	County	TOTAL	259
----------------	---------------	--------------	------------

Offenses (Group "A") by Agency

2014

COUNTY

AGENCY

OFFENSE CATEGORY

OFFENSE

OF OFFENSES

Upperglade SP	TOTAL	259
HOMICIDE OFFENSES		1
Murder and Nonnegligent Manslaughter		1
SEX OFFENSES, FORCIBLE		3
Forcible Fondling		2
Forcible Sodomy		1
SEX OFFENSES, NONFORCIBLE		1
Incest		1
ASSAULT OFFENSES		64
Aggravated Assault		38
Intimidation		15
Simple Assault		14
BURGLARY/BREAKING & ENTERING		16
Burglary/Breaking & Entering		16
LARCENY/THEFT OFFENSES		52
All Other Larceny		24
Shoplifting		3
Theft From Building		14
Theft From Motor Vehicle		4
Theft of Motor Vehicle Parts/Accessories		8
MOTOR VEHICLE THEFT		6
Motor Vehicle Theft		6
DESTRUCTION/DAMAGE/VANDALISM OF PROPERTY		18
Destruction/Damage/Vandalism of Property		18
FRAUD OFFENSES		11
False Pretenses/Swindle/Confidence Game		9
Impersonation		2
STOLEN PROPERTY OFFENSES		1
Stolen Property Offenses		1
DRUG/NARCOTIC OFFENSES		73
Drug/Narcotic Violations		73
PORNOGRAPHY/OBSCENE MATERIAL		1
Pornography/Obscene Material		1
WEAPON LAW VIOLATIONS		8
Weapon Law Violations		8

Wetzel County TOTAL 186

Offenses (Group "A") by Agency

2014

COUNTY

AGENCY

OFFENSE CATEGORY

OFFENSE

OF OFFENSES

<u>Hundred SP</u>	<u>TOTAL</u>	<u>74</u>
HOMICIDE OFFENSES		3
Murder and Nonnegligent Manslaughter		3
ASSAULT OFFENSES		23
Aggravated Assault		1
Intimidation		2
Simple Assault		20
ROBBERY		1
Robbery		1
BURGLARY/BREAKING & ENTERING		6
Burglary/Breaking & Entering		6
LARCENY/THEFT OFFENSES		9
All Other Larceny		4
Shoplifting		1
Theft From Building		3
Theft of Motor Vehicle Parts/Accessories		1
COUNTERFEITING/FORGERY		1
Counterfeiting/Forgery		1
DESTRUCTION/DAMAGE/VANDALISM OF PROPERTY		14
Destruction/Damage/Vandalism of Property		14
FRAUD OFFENSES		7
False Pretenses/Swindle/Confidence Game		7
STOLEN PROPERTY OFFENSES		1
Stolen Property Offenses		1
DRUG/NARCOTIC OFFENSES		9
Drug/Narcotic Violations		9

Offenses (Group "A") by Agency

2014

COUNTY

AGENCY

OFFENSE CATEGORY

OFFENSE

OF OFFENSES

Paden City SP	TOTAL	88
SEX OFFENSES, FORCIBLE		3
Forcible Fondling		1
Sexual Assault With An Object		2
ASSAULT OFFENSES		22
Aggravated Assault		4
Intimidation		3
Simple Assault		15
BURGLARY/BREAKING & ENTERING		7
Burglary/Breaking & Entering		7
LARCENY/THEFT OFFENSES		12
All Other Larceny		11
Theft From Building		1
MOTOR VEHICLE THEFT		3
Motor Vehicle Theft		3
DESTRUCTION/DAMAGE/VANDALISM OF PROPERTY		7
Destruction/Damage/Vandalism of Property		7
EMBEZZLEMENT		1
Embezzlement		1
FRAUD OFFENSES		13
False Pretenses/Swindle/Confidence Game		10
Impersonation		3
DRUG/NARCOTIC OFFENSES		18
Drug/Narcotic Violations		18
PORNOGRAPHY/OBSCENE MATERIAL		1
Pornography/Obscene Material		1
WEAPON LAW VIOLATIONS		1
Weapon Law Violations		1

Offenses (Group "A") by Agency

2014

COUNTY

AGENCY

OFFENSE CATEGORY

OFFENSE

OF OFFENSES

Wetzel Co SO	TOTAL	24
ASSAULT OFFENSES		2
Aggravated Assault		2
BURGLARY/BREAKING & ENTERING		3
Burglary/Breaking & Entering		3
LARCENY/THEFT OFFENSES		10
All Other Larceny		5
Theft From Building		4
Theft From Motor Vehicle		1
DESTRUCTION/DAMAGE/VANDALISM OF PROPERTY		4
Destruction/Damage/Vandalism of Property		4
DRUG/NARCOTIC OFFENSES		4
Drug/Narcotic Violations		4
PORNOGRAPHY/OBSCENE MATERIAL		1
Pornography/Obscene Material		1
Wirt County TOTAL		294

Offenses (Group "A") by Agency

2014

COUNTY

AGENCY

OFFENSE CATEGORY

OFFENSE

OF OFFENSES

Elizabeth SP	TOTAL	242
SEX OFFENSES, FORCIBLE		8
Forcible Fondling		4
Forcible Rape		1
Sexual Assault With An Object		3
SEX OFFENSES, NONFORCIBLE		1
Statutory Rape		1
ASSAULT OFFENSES		68
Aggravated Assault		11
Intimidation		27
Simple Assault		30
KIDNAPING/ABDUCTION		1
Kidnaping/Abduction		1
ROBBERY		1
Robbery		1
BURGLARY/BREAKING & ENTERING		36
Burglary/Breaking & Entering		36
LARCENY/THEFT OFFENSES		54
All Other Larceny		37
Shoplifting		2
Theft From Building		6
Theft From Motor Vehicle		7
Theft of Motor Vehicle Parts/Accessories		2
MOTOR VEHICLE THEFT		5
Motor Vehicle Theft		5
ARSON		1
Arson		1
COUNTERFEITING/FORGERY		4
Counterfeiting/Forgery		4
DESTRUCTION/DAMAGE/VANDALISM OF PROPERTY		24
Destruction/Damage/Vandalism of Property		24
EXTORTION/BLACKMAIL		1
Extortion/Blackmail		1
FRAUD OFFENSES		2
Credit Card/Automatic Teller Fraud		1
False Pretenses/Swindle/Confidence Game		1
STOLEN PROPERTY OFFENSES		3

Offenses (Group "A") by Agency

2014

COUNTY

AGENCY

OFFENSE CATEGORY

OFFENSE

OF OFFENSES

	Stolen Property Offenses	3
	DRUG/NARCOTIC OFFENSES	28
	Drug Equipment Violations	3
	Drug/Narcotic Violations	25
	PORNOGRAPHY/OBSCENE MATERIAL	2
	Pornography/Obscene Material	2
	WEAPON LAW VIOLATIONS	3
	Weapon Law Violations	3
Wirt Co SO	TOTAL	52
	SEX OFFENSES, FORCIBLE	1
	Forcible Rape	1
	ASSAULT OFFENSES	1
	Aggravated Assault	1
	BURGLARY/BREAKING & ENTERING	12
	Burglary/Breaking & Entering	12
	LARCENY/THEFT OFFENSES	27
	All Other Larceny	22
	Theft From Building	2
	Theft From Motor Vehicle	6
	MOTOR VEHICLE THEFT	1
	Motor Vehicle Theft	1
	DESTRUCTION/DAMAGE/VANDALISM OF PROPERTY	4
	Destruction/Damage/Vandalism of Property	4
	FRAUD OFFENSES	3
	False Pretenses/Swindle/Confidence Game	1
	Impersonation	2
Wood	County TOTAL	3613

DNR - 6 - Wood	TOTAL	3
	LARCENY/THEFT OFFENSES	1
	All Other Larceny	1
	DRUG/NARCOTIC OFFENSES	1
	Drug/Narcotic Violations	1
	WEAPON LAW VIOLATIONS	1
	Weapon Law Violations	1

Offenses (Group "A") by Agency

2014

COUNTY

AGENCY

OFFENSE CATEGORY

OFFENSE

OF OFFENSES

<u>Parkersburg PD</u>	<u>TOTAL</u>	<u>2,373</u>
HOMICIDE OFFENSES		1
Murder and Nonnegligent Manslaughter		1
SEX OFFENSES, FORCIBLE		27
Forcible Fondling		13
Forcible Rape		14
SEX OFFENSES, NONFORCIBLE		3
Incest		3
ASSAULT OFFENSES		442
Aggravated Assault		66
Intimidation		34
Simple Assault		344
KIDNAPING/ABDUCTION		6
Kidnaping/Abduction		6
ROBBERY		8
Robbery		8
BURGLARY/BREAKING & ENTERING		285
Burglary/Breaking & Entering		285
LARCENY/THEFT OFFENSES		870
All Other Larceny		502
Purse-snatching		1
Shoplifting		121
Theft From Building		43
Theft From Coin Operated Machine or Device		2
Theft From Motor Vehicle		201
Theft of Motor Vehicle Parts/Accessories		6
MOTOR VEHICLE THEFT		59
Motor Vehicle Theft		59
ARSON		15
Arson		15
COUNTERFEITING/FORGERY		28
Counterfeiting/Forgery		28
DESTRUCTION/DAMAGE/VANDALISM OF PROPERTY		311
Destruction/Damage/Vandalism of Property		311
EMBEZZLEMENT		9
Embezzlement		9
EXTORTION/BLACKMAIL		1

Offenses (Group "A") by Agency

2014

COUNTY

AGENCY

OFFENSE CATEGORY

OFFENSE

OF OFFENSES

Extortion/Blackmail	1
FRAUD OFFENSES	119
Credit Card/Automatic Teller Fraud	52
False Pretenses/Swindle/Confidence Game	63
Impersonation	4
STOLEN PROPERTY OFFENSES	2
Stolen Property Offenses	2
DRUG/NARCOTIC OFFENSES	157
Drug Equipment Violations	4
Drug/Narcotic Violations	154
PORNOGRAPHY/OBSCENE MATERIAL	9
Pornography/Obscene Material	9
PROSTITUTION OFFENSES	2
Assisting or Promoting Prostitution	2
WEAPON LAW VIOLATIONS	10
Weapon Law Violations	10

Offenses (Group "A") by Agency

2014

COUNTY

AGENCY

OFFENSE CATEGORY

OFFENSE

OF OFFENSES

<u>Parkersburg SP</u>	<u>TOTAL</u>	<u>464</u>
HOMICIDE OFFENSES		1
Justifiable Homicide		1
SEX OFFENSES, FORCIBLE		5
Forcible Fondling		1
Forcible Rape		4
SEX OFFENSES, NONFORCIBLE		1
Incest		1
ASSAULT OFFENSES		61
Aggravated Assault		16
Intimidation		10
Simple Assault		36
KIDNAPING/ABDUCTION		1
Kidnaping/Abduction		1
BURGLARY/BREAKING & ENTERING		44
Burglary/Breaking & Entering		44
LARCENY/THEFT OFFENSES		88
All Other Larceny		78
Shoplifting		6
Theft From Coin Operated Machine or Device		1
Theft From Motor Vehicle		2
Theft of Motor Vehicle Parts/Accessories		1
MOTOR VEHICLE THEFT		7
Motor Vehicle Theft		7
COUNTERFEITING/FORGERY		14
Counterfeiting/Forgery		14
DESTRUCTION/DAMAGE/VANDALISM OF PROPERTY		45
Destruction/Damage/Vandalism of Property		45
FRAUD OFFENSES		28
Credit Card/Automatic Teller Fraud		5
False Pretenses/Swindle/Confidence Game		20
Impersonation		4
STOLEN PROPERTY OFFENSES		5
Stolen Property Offenses		5
DRUG/NARCOTIC OFFENSES		156
Drug Equipment Violations		16
Drug/Narcotic Violations		141

Offenses (Group "A") by Agency

2014

COUNTY

AGENCY

OFFENSE CATEGORY

OFFENSE

OF OFFENSES

PROSTITUTION OFFENSES

1

Prostitution

1

WEAPON LAW VIOLATIONS

4

Weapon Law Violations

4

tf Parkersburg Vio Crime Narc TOTAL

4

DRUG/NARCOTIC OFFENSES

4

Drug/Narcotic Violations

4

Offenses (Group "A") by Agency

2014

COUNTY

AGENCY

OFFENSE CATEGORY

OFFENSE

OF OFFENSES

Vienna PD	TOTAL	338
SEX OFFENSES, FORCIBLE		1
Forcible Fondling		1
ASSAULT OFFENSES		34
Aggravated Assault		4
Intimidation		4
Simple Assault		26
KIDNAPING/ABDUCTION		1
Kidnaping/Abduction		1
BURGLARY/BREAKING & ENTERING		26
Burglary/Breaking & Entering		26
LARCENY/THEFT OFFENSES		205
All Other Larceny		125
Shoplifting		70
Theft From Motor Vehicle		12
MOTOR VEHICLE THEFT		1
Motor Vehicle Theft		1
ARSON		1
Arson		1
COUNTERFEITING/FORGERY		3
Counterfeiting/Forgery		3
DESTRUCTION/DAMAGE/VANDALISM OF PROPERTY		12
Destruction/Damage/Vandalism of Property		12
EMBEZZLEMENT		9
Embezzlement		9
FRAUD OFFENSES		21
Credit Card/Automatic Teller Fraud		12
False Pretenses/Swindle/Confidence Game		7
Impersonation		2
STOLEN PROPERTY OFFENSES		1
Stolen Property Offenses		1
DRUG/NARCOTIC OFFENSES		19
Drug/Narcotic Violations		19
WEAPON LAW VIOLATIONS		2
Weapon Law Violations		2

Offenses (Group "A") by Agency

2014

COUNTY

AGENCY

OFFENSE CATEGORY

OFFENSE

OF OFFENSES

<u>Williamstown PD</u>	<u>TOTAL</u>	<u>23</u>
SEX OFFENSES, FORCIBLE		2
Forcible Fondling		1
Forcible Rape		1
ASSAULT OFFENSES		3
Aggravated Assault		2
Intimidation		1
BURGLARY/BREAKING & ENTERING		2
Burglary/Breaking & Entering		2
LARCENY/THEFT OFFENSES		10
All Other Larceny		7
Shoplifting		2
Theft From Building		1
MOTOR VEHICLE THEFT		1
Motor Vehicle Theft		1
DESTRUCTION/DAMAGE/VANDALISM OF PROPERTY		1
Destruction/Damage/Vandalism of Property		1
EMBEZZLEMENT		1
Embezzlement		1
FRAUD OFFENSES		1
False Pretenses/Swindle/Confidence Game		1
DRUG/NARCOTIC OFFENSES		1
Drug/Narcotic Violations		1
PORNOGRAPHY/OBSCENE MATERIAL		1
Pornography/Obscene Material		1

Offenses (Group "A") by Agency

2014

COUNTY

AGENCY

OFFENSE CATEGORY

OFFENSE

OF OFFENSES

Wood Co SO	TOTAL	408
SEX OFFENSES, FORCIBLE		8
Forcible Fondling		2
Forcible Rape		4
Sexual Assault With An Object		2
ASSAULT OFFENSES		97
Aggravated Assault		43
Intimidation		8
Simple Assault		48
ROBBERY		1
Robbery		1
BURGLARY/BREAKING & ENTERING		49
Burglary/Breaking & Entering		49
LARCENY/THEFT OFFENSES		105
All Other Larceny		67
Shoplifting		10
Theft From Building		3
Theft From Motor Vehicle		30
MOTOR VEHICLE THEFT		12
Motor Vehicle Theft		12
ARSON		4
Arson		4
COUNTERFEITING/FORGERY		7
Counterfeiting/Forgery		7
DESTRUCTION/DAMAGE/VANDALISM OF PROPERTY		50
Destruction/Damage/Vandalism of Property		50
FRAUD OFFENSES		17
Credit Card/Automatic Teller Fraud		7
False Pretenses/Swindle/Confidence Game		8
Impersonation		2
STOLEN PROPERTY OFFENSES		6
Stolen Property Offenses		6
DRUG/NARCOTIC OFFENSES		35
Drug/Narcotic Violations		35
PORNOGRAPHY/OBSCENE MATERIAL		1
Pornography/Obscene Material		1
WEAPON LAW VIOLATIONS		9

Offenses (Group "A") by Agency

2014

COUNTY

AGENCY

OFFENSE CATEGORY

OFFENSE

OF OFFENSES

Weapon Law Violations 9

Wyoming County TOTAL 758

DNR - 4 - Wyoming TOTAL 2

DRUG/NARCOTIC OFFENSES 2

Drug/Narcotic Violations 2

Jesse SP TOTAL 179

SEX OFFENSES, FORCIBLE 3

Forcible Fondling 2

Sexual Assault With An Object 1

SEX OFFENSES, NONFORCIBLE 1

Statutory Rape 1

ASSAULT OFFENSES 38

Aggravated Assault 19

Intimidation 7

Simple Assault 12

BURGLARY/BREAKING & ENTERING 15

Burglary/Breaking & Entering 15

LARCENY/THEFT OFFENSES 44

All Other Larceny 40

Theft From Building 1

Theft From Motor Vehicle 3

MOTOR VEHICLE THEFT 2

Motor Vehicle Theft 2

COUNTERFEITING/FORGERY 4

Counterfeiting/Forgery 4

DESTRUCTION/DAMAGE/VANDALISM OF PROPERTY 19

Destruction/Damage/Vandalism of Property 19

FRAUD OFFENSES 1

Impersonation 1

STOLEN PROPERTY OFFENSES 4

Stolen Property Offenses 4

DRUG/NARCOTIC OFFENSES 43

Drug/Narcotic Violations 43

WEAPON LAW VIOLATIONS 5

Weapon Law Violations 5

Offenses (Group "A") by Agency

2014

COUNTY

AGENCY

OFFENSE CATEGORY

OFFENSE

OF OFFENSES

<u>Oceana PD</u>	<u>TOTAL</u>	<u>249</u>
ASSAULT OFFENSES		38
Aggravated Assault		36
Simple Assault		2
ROBBERY		1
Robbery		1
BURGLARY/BREAKING & ENTERING		23
Burglary/Breaking & Entering		23
LARCENY/THEFT OFFENSES		108
All Other Larceny		53
Shoplifting		55
MOTOR VEHICLE THEFT		4
Motor Vehicle Theft		4
DESTRUCTION/DAMAGE/VANDALISM OF PROPERTY		39
Destruction/Damage/Vandalism of Property		39
FRAUD OFFENSES		7
Credit Card/Automatic Teller Fraud		1
False Pretenses/Swindle/Confidence Game		4
Impersonation		2
STOLEN PROPERTY OFFENSES		1
Stolen Property Offenses		1
DRUG/NARCOTIC OFFENSES		28
Drug/Narcotic Violations		28

Offenses (Group "A") by Agency

2014

COUNTY

AGENCY

OFFENSE CATEGORY

OFFENSE

OF OFFENSES

Wyoming Co SO	TOTAL	328
SEX OFFENSES, FORCIBLE		6
Forcible Fondling		3
Forcible Rape		1
Sexual Assault With An Object		2
ASSAULT OFFENSES		97
Aggravated Assault		95
Simple Assault		2
ROBBERY		8
Robbery		8
BURGLARY/BREAKING & ENTERING		66
Burglary/Breaking & Entering		66
LARCENY/THEFT OFFENSES		102
All Other Larceny		44
Theft From Building		51
Theft From Motor Vehicle		7
MOTOR VEHICLE THEFT		1
Motor Vehicle Theft		1
ARSON		2
Arson		2
COUNTERFEITING/FORGERY		1
Counterfeiting/Forgery		1
DESTRUCTION/DAMAGE/VANDALISM OF PROPERTY		34
Destruction/Damage/Vandalism of Property		34
FRAUD OFFENSES		6
False Pretenses/Swindle/Confidence Game		5
Impersonation		1
DRUG/NARCOTIC OFFENSES		4
Drug/Narcotic Violations		4
WEAPON LAW VIOLATIONS		1
Weapon Law Violations		1

WEST VIRGINIA TOTAL

66,305

ARRESTS (Group "A" and "B") by AGENCY

2014

of ARRESTS

Adult Arrests

Juvenile Arrests

Barbour County

Belington PD

Aggravated Assault	1	1	0
All Other Offenses	5	5	0

Belington PD	TOTAL	6	6	0
---------------------	--------------	----------	----------	----------

DNR - 1 - Barbour

All Other Offenses	42	41	1
--------------------	----	----	---

DNR - 1 - Barbour	TOTAL	42	41	1
--------------------------	--------------	-----------	-----------	----------

Philippi PD

Aggravated Assault	1	1	0
Driving Under The Influence	2	2	0

Philippi PD	TOTAL	3	3	0
--------------------	--------------	----------	----------	----------

Philippi SP

Sexual Assault With An Object	2	2	0
Forcible Fondling	1	1	0
Statutory Rape	2	2	0
Aggravated Assault	4	4	0
Simple Assault	19	19	0
Intimidation	3	3	0
Kidnaping/Abduction	1	1	0
Counterfeiting/Forgery	5	5	0
Destruction/Damage/Vandalism of Property	2	2	0
False Pretenses/Swindle/Confidence Game	2	2	0
Theft From Building	1	1	0
Motor Vehicle Theft	2	2	0
Stolen Property Offenses	1	1	0
Drug/Narcotic Violations	11	11	0
Weapon Law Violations	1	1	0
Driving Under The Influence	12	12	0
Liquor Law Violations	36	24	12
Runaway	1	0	1
All Other Offenses	14	14	0
Others	4	4	0

Philippi SP	TOTAL	124	111	13
--------------------	--------------	------------	------------	-----------

Barbour County	TOTAL	175	161	14
-----------------------	--------------	------------	------------	-----------

Berkeley County

ARRESTS (Group "A" and "B") by AGENCY

2014

# of ARRESTS	Adult Arrests	Juvenile Arrests
--------------	---------------	------------------

Berkeley Co SO

Murder and Nonnegligent Manslaughter	3	3	0
Negligent Manslaughter	1	1	0
Forcible Rape	3	3	0
Forcible Sodomy	1	1	0
Forcible Fondling	6	6	0
Incest	1	1	0
Statutory Rape	2	2	0
Aggravated Assault	36	36	0
Simple Assault	261	243	18
Intimidation	3	3	0
Kidnaping/Abduction	2	2	0
Robbery	9	9	0
Burglary/Breaking & Entering	31	31	0
Counterfeiting/Forgery	5	5	0
Destruction/Damage/Vandalism of Property	10	10	0
Extortion/Blackmail	1	1	0
False Pretenses/Swindle/Confidence Game	7	7	0
Credit Card/Automatic Teller Fraud	3	3	0
Shoplifting	97	93	4
Theft From Motor Vehicle	7	6	1
Theft of Motor Vehicle Parts/Accessories	1	1	0
Motor Vehicle Theft	5	5	0
Stolen Property Offenses	17	17	0
Drug/Narcotic Violations	136	133	3
Prostitution	1	1	0
Pornography/Obscene Material	1	1	0
Weapon Law Violations	2	2	0
Disorderly Conduct	2	2	0
Driving Under The Influence	8	8	0
All Other Offenses	13	12	1
Others	40	40	0

Berkeley Co SO	TOTAL	715	688	27
-----------------------	--------------	------------	------------	-----------

DNR - 2 - Berkeley

Weapon Law Violations	1	1	0
Driving Under The Influence	1	1	0
Liquor Law Violations	3	3	0
All Other Offenses	78	76	1

DNR - 2 - Berkeley	TOTAL	83	81	1
---------------------------	--------------	-----------	-----------	----------

ARRESTS (Group "A" and "B") by AGENCY

2014

	# of ARRESTS	Adult Arrests	Juvenile Arrests
Martinsburg PD			
Forcible Fondling	1	0	1
Aggravated Assault	11	8	3
Simple Assault	41	33	8
Intimidation	4	4	0
Kidnaping/Abduction	1	1	0
Robbery	1	1	0
Burglary/Breaking & Entering	2	1	1
Counterfeiting/Forgery	7	6	1
Destruction/Damage/Vandalism of Property	6	6	0
False Pretenses/Swindle/Confidence Game	5	5	0
Credit Card/Automatic Teller Fraud	3	3	0
Shoplifting	97	79	18
Motor Vehicle Theft	2	1	1
Stolen Property Offenses	8	8	0
Drug/Narcotic Violations	68	66	2
Prostitution	4	4	0
Pornography/Obscene Material	3	1	2
Weapon Law Violations	2	2	0
Curfew/Loitering/Vagrancy Violations	2	2	0
Disorderly Conduct	27	26	1
Driving Under The Influence	37	37	0
Drunkenness	43	43	0
Liquor Law Violations	17	17	0
Trespass of Real Property	8	8	0
All Other Offenses	189	189	0
Others	9	9	0
Martinsburg PD	TOTAL	598	38

ARRESTS (Group "A" and "B") by AGENCY

2014

# of ARRESTS	Adult Arrests	Juvenile Arrests
--------------	---------------	------------------

Martinsburg SP

Forcible Rape	1	1	0
Statutory Rape	1	0	1
Aggravated Assault	25	22	3
Simple Assault	89	79	10
Intimidation	36	34	2
Kidnaping/Abduction	2	2	0
Robbery	5	5	0
Burglary/Breaking & Entering	19	18	1
Counterfeiting/Forgery	11	11	0
Destruction/Damage/Vandalism of Property	31	26	5
False Pretenses/Swindle/Confidence Game	6	6	0
Credit Card/Automatic Teller Fraud	2	2	0
Shoplifting	123	115	8
Theft From Building	3	3	0
Theft From Motor Vehicle	7	7	0
Theft of Motor Vehicle Parts/Accessories	2	2	0
Motor Vehicle Theft	9	8	1
Stolen Property Offenses	13	13	0
Drug/Narcotic Violations	207	201	6
Drug Equipment Violations	1	1	0
Assisting or Promoting Prostitution	1	1	0
Weapon Law Violations	4	4	0
Disorderly Conduct	8	8	0
Driving Under The Influence	117	117	0
Drunkenness	21	21	0
Family Offenses (Nonviolent)	2	2	0
Liquor Law Violations	11	9	2
Trespass of Real Property	9	9	0
All Other Offenses	117	114	3
Others	34	33	1

Martinsburg SP	TOTAL	917	874	43
-----------------------	--------------	------------	------------	-----------

tf Eastern Panhandle Drug

Counterfeiting/Forgery	1	1	0
False Pretenses/Swindle/Confidence Game	1	1	0
Theft From Building	1	1	0
Drug/Narcotic Violations	144	144	0
Betting/Wagering	2	2	0

tf Eastern Panhandle Drug & VTOTAL	149	149	0
---	------------	------------	----------

Berkeley County	TOTAL	2,462	2,352	109
------------------------	--------------	--------------	--------------	------------

Boone County

ARRESTS (Group "A" and "B") by AGENCY

2014

# of ARRESTS	Adult Arrests	Juvenile Arrests
--------------	---------------	------------------

DNR - 5 - Boone

All Other Offenses

80

76

3

DNR - 5 - Boone

TOTAL

80

76

3

Madison PD

Burglary/Breaking & Entering

1

1

0

Madison PD

TOTAL

1

1

0

Madison SP

Sexual Assault With An Object

2

0

2

Forcible Fondling

1

0

1

Aggravated Assault

8

8

0

Simple Assault

24

23

1

Intimidation

12

11

1

Kidnaping/Abduction

1

1

0

Robbery

1

1

0

Burglary/Breaking & Entering

7

7

0

Counterfeiting/Forgery

4

4

0

Destruction/Damage/Vandalism of Property

7

4

3

Shoplifting

9

9

0

Theft From Motor Vehicle

1

1

0

Theft of Motor Vehicle Parts/Accessories

1

1

0

Motor Vehicle Theft

4

4

0

Stolen Property Offenses

3

2

1

Drug/Narcotic Violations

79

79

0

Drug Equipment Violations

1

1

0

Weapon Law Violations

2

2

0

Bad Checks

1

1

0

Driving Under The Influence

11

11

0

Drunkenness

3

3

0

Liquor Law Violations

7

6

1

All Other Offenses

23

23

0

Others

28

28

0

Madison SP

TOTAL

240

230

10

ARRESTS (Group "A" and "B") by AGENCY

2014

# of ARRESTS	Adult Arrests	Juvenile Arrests
--------------	---------------	------------------

Whitesville SP

Aggravated Assault	17	17	0
Simple Assault	22	20	2
Intimidation	12	9	3
Burglary/Breaking & Entering	7	7	0
Counterfeiting/Forgery	5	5	0
Destruction/Damage/Vandalism of Property	7	7	0
False Pretenses/Swindle/Confidence Game	1	1	0
Shoplifting	6	6	0
Stolen Property Offenses	3	3	0
Drug/Narcotic Violations	42	42	0
Drug Equipment Violations	2	2	0
Pornography/Obscene Material	1	1	0
Weapon Law Violations	3	3	0
Disorderly Conduct	1	1	0
Driving Under The Influence	9	9	0
Liquor Law Violations	3	3	0
Trespass of Real Property	7	7	0
All Other Offenses	17	17	0
Others	15	15	0
Whitesville SP	TOTAL	180	175
Boone	County	TOTAL	501
			482
			18

Braxton County

Braxton Co SO

Aggravated Assault	4	4	0
Simple Assault	6	6	0
Intimidation	4	4	0
Burglary/Breaking & Entering	1	1	0
False Pretenses/Swindle/Confidence Game	1	1	0
Motor Vehicle Theft	1	1	0
Drug/Narcotic Violations	7	7	0
Weapon Law Violations	1	1	0
Disorderly Conduct	1	1	0
Driving Under The Influence	11	11	0
All Other Offenses	9	9	0
Others	1	1	0
Braxton Co SO	TOTAL	47	47
			0

ARRESTS (Group "A" and "B") by AGENCY

2014

# of ARRESTS	Adult Arrests	Juvenile Arrests
--------------	---------------	------------------

Sutton SP

Forcible Rape	1	1	0		
Forcible Fondling	2	2	0		
Incest	1	1	0		
Aggravated Assault	18	18	0		
Simple Assault	50	47	3		
Intimidation	6	6	0		
Kidnaping/Abduction	1	1	0		
Robbery	1	1	0		
Arson	1	1	0		
Counterfeiting/Forgery	4	4	0		
Destruction/Damage/Vandalism of Property	6	6	0		
False Pretenses/Swindle/Confidence Game	1	1	0		
Shoplifting	4	4	0		
Theft From Building	4	4	0		
Theft From Motor Vehicle	1	1	0		
Stolen Property Offenses	3	3	0		
Drug/Narcotic Violations	76	68	7		
Pornography/Obscene Material	1	1	0		
Weapon Law Violations	2	2	0		
Disorderly Conduct	3	3	0		
Driving Under The Influence	37	37	0		
Drunkenness	6	6	0		
Family Offenses (Nonviolent)	2	2	0		
Liquor Law Violations	6	6	0		
All Other Offenses	60	57	3		
Others	8	8	0		
Sutton SP	TOTAL	305	291	13	
Braxton	County	TOTAL	352	338	13

Brooke County

ARRESTS (Group "A" and "B") by AGENCY

2014

# of ARRESTS	Adult Arrests	Juvenile Arrests
--------------	---------------	------------------

Brooke Co SO

Murder and Nonnegligent Manslaughter	1	0	1
Forcible Rape	1	1	0
Statutory Rape	1	1	0
Simple Assault	23	23	0
Intimidation	2	2	0
Burglary/Breaking & Entering	5	5	0
Destruction/Damage/Vandalism of Property	1	1	0
False Pretenses/Swindle/Confidence Game	3	3	0
Credit Card/Automatic Teller Fraud	1	1	0
Theft From Building	1	1	0
Stolen Property Offenses	3	3	0
Drug/Narcotic Violations	6	6	0
Weapon Law Violations	3	3	0
Disorderly Conduct	2	2	0
Driving Under The Influence	53	53	0
Drunkenness	2	2	0
Trespass of Real Property	2	2	0
All Other Offenses	55	55	0
Others	8	8	0

Brooke Co SO	TOTAL	173	172	1
---------------------	--------------	------------	------------	----------

DNR - 1 - Brooke

All Other Offenses	23	20	3
--------------------	----	----	---

DNR - 1 - Brooke	TOTAL	23	20	3
-------------------------	--------------	-----------	-----------	----------

Follansbee PD

Simple Assault	3	3	0
Destruction/Damage/Vandalism of Property	1	1	0
False Pretenses/Swindle/Confidence Game	1	1	0
Motor Vehicle Theft	2	2	0
Driving Under The Influence	9	9	0
All Other Offenses	4	4	0
Others	2	2	0

Follansbee PD	TOTAL	22	22	0
----------------------	--------------	-----------	-----------	----------

Village of Beech Bottom I

Drug/Narcotic Violations	2	2	0
Driving Under The Influence	1	1	0
All Other Offenses	3	3	0

Village of Beech Bottom PD	TOTAL	6	6	0
-----------------------------------	--------------	----------	----------	----------

ARRESTS (Group "A" and "B") by AGENCY

2014

# of ARRESTS	Adult Arrests	Juvenile Arrests
--------------	---------------	------------------

Wellsburg PD

Forcible Fondling	1	1	0
Aggravated Assault	1	1	0
Simple Assault	20	19	1
Intimidation	1	1	0
Burglary/Breaking & Entering	1	1	0
Counterfeiting/Forgery	2	2	0
Destruction/Damage/Vandalism of Property	2	2	0
Shoplifting	4	4	0
Theft From Building	1	1	0
Theft From Motor Vehicle	1	1	0
Motor Vehicle Theft	2	1	1
Drug/Narcotic Violations	2	2	0
Weapon Law Violations	1	1	0
Disorderly Conduct	6	6	0
Driving Under The Influence	17	17	0
Drunkenness	8	8	0
Trespass of Real Property	1	1	0
All Other Offenses	36	35	1
Others	4	4	0

Wellsburg PD	TOTAL	111	108	3
---------------------	--------------	------------	------------	----------

Wellsburg SP

Forcible Fondling	1	1	0
Simple Assault	4	4	0
Intimidation	3	3	0
Counterfeiting/Forgery	2	2	0
Destruction/Damage/Vandalism of Property	2	1	1
Impersonation	1	1	0
Shoplifting	1	1	0
Drug/Narcotic Violations	21	21	0
Driving Under The Influence	25	25	0
Liquor Law Violations	38	37	1
All Other Offenses	11	11	0

Wellsburg SP	TOTAL	109	107	2
---------------------	--------------	------------	------------	----------

Brooke	County	TOTAL	444	435	9
---------------	---------------	--------------	------------	------------	----------

Cabell County

ARRESTS (Group "A" and "B") by AGENCY

2014

# of ARRESTS	Adult Arrests	Juvenile Arrests
--------------	---------------	------------------

Barboursville PD

Simple Assault	14	14	0
Intimidation	1	1	0
Burglary/Breaking & Entering	2	2	0
Counterfeiting/Forgery	1	1	0
Destruction/Damage/Vandalism of Property	1	1	0
Credit Card/Automatic Teller Fraud	1	1	0
Shoplifting	290	266	24
Stolen Property Offenses	2	2	0
Drug/Narcotic Violations	29	27	2
Disorderly Conduct	2	2	0
Driving Under The Influence	8	8	0
Drunkenness	1	1	0
Trespass of Real Property	3	2	1
All Other Offenses	38	36	2
Others	10	9	1

Barboursville PD	TOTAL	403	373	30
-------------------------	--------------	------------	------------	-----------

Cabell CO SO

Aggravated Assault	2	2	0
Simple Assault	61	52	9
Intimidation	1	0	1
Robbery	3	3	0
Burglary/Breaking & Entering	7	6	1
Shoplifting	137	133	4
Motor Vehicle Theft	2	2	0
Stolen Property Offenses	7	7	0
Drug/Narcotic Violations	80	72	8
Weapon Law Violations	8	7	1
Disorderly Conduct	18	18	0
Driving Under The Influence	27	27	0
Drunkenness	3	3	0
Family Offenses (Nonviolent)	1	1	0
Liquor Law Violations	9	9	0
Trespass of Real Property	2	2	0
All Other Offenses	671	665	6
Others	20	20	0

Cabell CO SO	TOTAL	1,059	1,029	30
---------------------	--------------	--------------	--------------	-----------

DNR - 5 - Cabell

All Other Offenses	208	192	16
--------------------	-----	-----	----

DNR - 5 - Cabell	TOTAL	208	192	16
-------------------------	--------------	------------	------------	-----------

ARRESTS (Group "A" and "B") by AGENCY

2014

# of ARRESTS	Adult Arrests	Juvenile Arrests
--------------	---------------	------------------

Huntington PD

Simple Assault	1	1	0
Disorderly Conduct	2	2	0
Drunkenness	1	1	0
Liquor Law Violations	3	3	0
Trespass of Real Property	1	1	0
All Other Offenses	9	9	0
Others	1	1	0

Huntington PD	TOTAL	18	18	0
----------------------	--------------	-----------	-----------	----------

Huntington SP

Sexual Assault With An Object	1	1	0
Aggravated Assault	13	11	2
Simple Assault	61	55	6
Intimidation	9	9	0
Kidnaping/Abduction	2	0	2
Robbery	3	3	0
Burglary/Breaking & Entering	12	11	1
Counterfeiting/Forgery	4	4	0
Destruction/Damage/Vandalism of Property	9	7	2
False Pretenses/Swindle/Confidence Game	6	6	0
Impersonation	2	2	0
Purse-snatching	1	1	0
Shoplifting	329	309	20
Theft From Motor Vehicle	1	1	0
Motor Vehicle Theft	5	5	0
Stolen Property Offenses	9	9	0
Drug/Narcotic Violations	257	256	1
Drug Equipment Violations	2	2	0
Weapon Law Violations	3	3	0
Disorderly Conduct	6	6	0
Driving Under The Influence	48	48	0
Drunkenness	17	17	0
Family Offenses (Nonviolent)	8	8	0
Liquor Law Violations	14	14	0
Trespass of Real Property	14	14	0
All Other Offenses	58	57	1
Others	26	26	0

Huntington SP	TOTAL	920	885	35
----------------------	--------------	------------	------------	-----------

ARRESTS (Group "A" and "B") by AGENCY

2014

# of ARRESTS	Adult Arrests	Juvenile Arrests
--------------	---------------	------------------

Marshall Univ Police

Aggravated Assault	2	2	0
Burglary/Breaking & Entering	2	2	0
Destruction/Damage/Vandalism of Property	1	1	0
Impersonation	1	1	0
Shoplifting	2	2	0
Motor Vehicle Theft	1	1	0
Drug/Narcotic Violations	20	20	0
Disorderly Conduct	1	1	0
Drunkenness	1	1	0
Liquor Law Violations	38	38	0
All Other Offenses	3	3	0
Others	2	2	0

Marshall Univ Police	TOTAL	74	74	0
-----------------------------	--------------	-----------	-----------	----------

Milton PD

Forcible Sodomy	1	1	0
Aggravated Assault	2	2	0
Simple Assault	15	12	3
Intimidation	3	3	0
Burglary/Breaking & Entering	1	1	0
Counterfeiting/Forgery	2	2	0
Destruction/Damage/Vandalism of Property	1	1	0
Shoplifting	5	4	1
Theft From Motor Vehicle	1	1	0
Motor Vehicle Theft	3	3	0
Stolen Property Offenses	1	1	0
Drug/Narcotic Violations	30	30	0
Drug Equipment Violations	1	1	0
Weapon Law Violations	1	1	0
Disorderly Conduct	3	3	0
Driving Under The Influence	23	23	0
Drunkenness	1	1	0
Family Offenses (Nonviolent)	1	1	0
Liquor Law Violations	2	1	1
Trespass of Real Property	1	1	0
All Other Offenses	56	56	0
Others	1	1	0

Milton PD	TOTAL	155	150	5
------------------	--------------	------------	------------	----------

tf Huntington Drug & Vio

Drug/Narcotic Violations	35	35	0
Weapon Law Violations	2	2	0
All Other Offenses	6	6	0

tf Huntington Drug & Vio Crim	TOTAL	43	43	0
--	--------------	-----------	-----------	----------

ARRESTS (Group "A" and "B") by AGENCY

2014

			# of ARRESTS	Adult Arrests	Juvenile Arrests
Cabell	County	TOTAL	2,880	2,764	116
<hr/>					
Calhoun	County				
<hr/>					
DNR - 6 - Calhoun					
Drug/Narcotic Violations			1	1	0
All Other Offenses			42	41	1
DNR - 6 - Calhoun		TOTAL	43	42	1
<hr/>					
Grantsville SP					
Aggravated Assault			7	7	0
Simple Assault			12	12	0
Intimidation			3	3	0
Burglary/Breaking & Entering			1	1	0
Counterfeiting/Forgery			1	1	0
Destruction/Damage/Vandalism of Property			2	2	0
False Pretenses/Swindle/Confidence Game			1	1	0
Theft From Building			1	1	0
Drug/Narcotic Violations			22	21	1
Drug Equipment Violations			6	6	0
Weapon Law Violations			1	1	0
Curfew/Loitering/Vagrancy Violations			3	3	0
Driving Under The Influence			21	21	0
Drunkenness			3	3	0
Liquor Law Violations			1	0	1
Trespass of Real Property			2	2	0
All Other Offenses			12	11	1
Others			9	9	0
Grantsville SP		TOTAL	108	105	3
Calhoun	County	TOTAL	151	147	4

Clay County

ARRESTS (Group "A" and "B") by AGENCY

2014

# of ARRESTS	Adult Arrests	Juvenile Arrests
--------------	---------------	------------------

Clay SP

Forcible Rape	1	1	0		
Forcible Sodomy	1	1	0		
Forcible Fondling	2	2	0		
Aggravated Assault	5	5	0		
Simple Assault	19	18	1		
Intimidation	5	5	0		
Robbery	5	5	0		
Burglary/Breaking & Entering	3	3	0		
Destruction/Damage/Vandalism of Property	11	10	1		
False Pretenses/Swindle/Confidence Game	2	2	0		
Shoplifting	5	5	0		
Motor Vehicle Theft	2	2	0		
Stolen Property Offenses	2	2	0		
Drug/Narcotic Violations	57	55	2		
Drug Equipment Violations	6	6	0		
Pornography/Obscene Material	1	1	0		
Weapon Law Violations	3	3	0		
Driving Under The Influence	14	14	0		
Drunkenness	6	6	0		
Family Offenses (Nonviolent)	1	1	0		
All Other Offenses	11	11	0		
Others	4	4	0		
Clay SP	TOTAL	166	162	4	
Clay	County	TOTAL	166	162	4

Doddridge County

DNR - 6 - Doddridge

All Other Offenses	17	17	0	
DNR - 6 - Doddridge	TOTAL	17	17	0

Doddridge Co SO

Forcible Rape	1	1	0	
Motor Vehicle Theft	1	1	0	
Drug/Narcotic Violations	1	1	0	
Driving Under The Influence	15	15	0	
All Other Offenses	6	6	0	
Doddridge Co SO	TOTAL	24	24	0

ARRESTS (Group "A" and "B") by AGENCY

2014

# of ARRESTS	Adult Arrests	Juvenile Arrests
--------------	---------------	------------------

West Union SP

Forcible Fondling	1	1	0
Aggravated Assault	1	1	0
Simple Assault	9	8	1
Intimidation	2	2	0
Burglary/Breaking & Entering	1	1	0
Destruction/Damage/Vandalism of Property	3	3	0
Motor Vehicle Theft	1	1	0
Stolen Property Offenses	1	1	0
Drug/Narcotic Violations	3	3	0
Driving Under The Influence	5	5	0
All Other Offenses	13	13	0

West Union SP	TOTAL	40	39	1
----------------------	--------------	-----------	-----------	----------

Doddridge County	TOTAL	81	80	1
-------------------------	--------------	-----------	-----------	----------

Fayette County

DNR - 4 - Fayette

Drug/Narcotic Violations	1	1	0
All Other Offenses	52	51	1

DNR - 4 - Fayette	TOTAL	53	52	1
--------------------------	--------------	-----------	-----------	----------

ARRESTS (Group "A" and "B") by AGENCY

2014

# of ARRESTS	Adult Arrests	Juvenile Arrests
--------------	---------------	------------------

Fayette Co SO

Murder and Nonnegligent Manslaughter	2	2	0
Aggravated Assault	27	27	0
Simple Assault	122	122	0
Intimidation	12	12	0
Kidnaping/Abduction	1	1	0
Robbery	3	3	0
Burglary/Breaking & Entering	18	18	0
Counterfeiting/Forgery	6	6	0
Destruction/Damage/Vandalism of Property	11	11	0
False Pretenses/Swindle/Confidence Game	1	1	0
Credit Card/Automatic Teller Fraud	3	3	0
Shoplifting	1	1	0
Theft From Building	4	4	0
Theft From Motor Vehicle	1	1	0
Theft of Motor Vehicle Parts/Accessories	2	2	0
Motor Vehicle Theft	5	5	0
Stolen Property Offenses	2	2	0
Drug/Narcotic Violations	9	9	0
Weapon Law Violations	4	4	0
Disorderly Conduct	2	2	0
Driving Under The Influence	14	14	0
Drunkenness	3	3	0
Trespass of Real Property	3	3	0
All Other Offenses	17	17	0
Others	7	7	0

Fayette Co SO	TOTAL	280	280	0
----------------------	--------------	------------	------------	----------

Fayetteville PD

Simple Assault	3	3	0
Burglary/Breaking & Entering	2	2	0
Destruction/Damage/Vandalism of Property	2	1	1
False Pretenses/Swindle/Confidence Game	1	1	0
Shoplifting	79	74	5
Theft From Building	1	1	0
Motor Vehicle Theft	1	0	1
Disorderly Conduct	1	1	0
Driving Under The Influence	3	3	0
Drunkenness	1	1	0
Liquor Law Violations	3	3	0
Others	2	2	0

Fayetteville PD	TOTAL	99	92	7
------------------------	--------------	-----------	-----------	----------

ARRESTS (Group "A" and "B") by AGENCY

2014

# of ARRESTS	Adult Arrests	Juvenile Arrests
--------------	---------------	------------------

Gauley Bridge SP

Aggravated Assault	1	1	0
Simple Assault	15	15	0
Intimidation	2	2	0
Burglary/Breaking & Entering	1	1	0
Destruction/Damage/Vandalism of Property	1	1	0
False Pretenses/Swindle/Confidence Game	1	1	0
Wire Fraud	1	1	0
Theft From Building	1	1	0
Theft From Motor Vehicle	1	1	0
Motor Vehicle Theft	4	4	0
Stolen Property Offenses	4	4	0
Drug/Narcotic Violations	14	14	0
Driving Under The Influence	5	5	0
Trespass of Real Property	1	1	0
All Other Offenses	5	5	0
Others	4	4	0

Gauley Bridge SP	TOTAL	61	61	0
-------------------------	--------------	-----------	-----------	----------

Mount Hope PD

Simple Assault	8	8	0
Intimidation	1	1	0
Burglary/Breaking & Entering	1	1	0
Counterfeiting/Forgery	2	2	0
Destruction/Damage/Vandalism of Property	2	1	1
Shoplifting	4	2	2
Stolen Property Offenses	1	1	0
Drug/Narcotic Violations	15	14	1
Weapon Law Violations	2	2	0
Disorderly Conduct	1	1	0
Driving Under The Influence	6	6	0
Drunkenness	2	2	0
Trespass of Real Property	1	1	0
All Other Offenses	8	8	0
Others	3	3	0

Mount Hope PD	TOTAL	57	53	4
----------------------	--------------	-----------	-----------	----------

ARRESTS (Group "A" and "B") by AGENCY

2014

# of ARRESTS	Adult Arrests	Juvenile Arrests
--------------	---------------	------------------

Oak Hill PD

Murder and Nonnegligent Manslaughter	1	1	0
Forcible Rape	3	3	0
Forcible Fondling	1	1	0
Statutory Rape	1	1	0
Aggravated Assault	7	7	0
Simple Assault	37	37	0
Intimidation	4	4	0
Robbery	2	2	0
Burglary/Breaking & Entering	7	7	0
Destruction/Damage/Vandalism of Property	10	10	0
False Pretenses/Swindle/Confidence Game	7	7	0
Impersonation	1	1	0
Shoplifting	45	44	1
Theft From Motor Vehicle	3	3	0
Theft of Motor Vehicle Parts/Accessories	1	1	0
Motor Vehicle Theft	2	2	0
Stolen Property Offenses	7	7	0
Drug/Narcotic Violations	28	28	0
Drug Equipment Violations	3	3	0
Weapon Law Violations	2	2	0
Disorderly Conduct	31	31	0
Driving Under The Influence	38	38	0
Drunkenness	15	15	0
Liquor Law Violations	6	6	0
Runaway	1	0	1
Trespass of Real Property	6	6	0
All Other Offenses	135	134	1
Others	24	24	0
Oak Hill PD	TOTAL	428	425
			3

ARRESTS (Group "A" and "B") by AGENCY

2014

# of ARRESTS	Adult Arrests	Juvenile Arrests
--------------	---------------	------------------

Oak Hill SP

Forcible Fondling	2	2	0
Aggravated Assault	8	8	0
Simple Assault	21	21	0
Intimidation	12	12	0
Kidnaping/Abduction	2	2	0
Burglary/Breaking & Entering	6	6	0
Counterfeiting/Forgery	2	2	0
Destruction/Damage/Vandalism of Property	7	7	0
False Pretenses/Swindle/Confidence Game	2	2	0
Impersonation	1	1	0
Shoplifting	2	2	0
Theft From Building	4	4	0
Theft From Motor Vehicle	1	1	0
Motor Vehicle Theft	4	3	1
Drug/Narcotic Violations	10	10	0
Disorderly Conduct	1	1	0
Driving Under The Influence	22	22	0
Trespass of Real Property	1	1	0
All Other Offenses	11	11	0
Others	12	12	0

Oak Hill SP	TOTAL	131	130	1
--------------------	--------------	------------	------------	----------

Turnpike - Fayette

Destruction/Damage/Vandalism of Property	1	1	0
Drug/Narcotic Violations	7	7	0
Trespass of Real Property	1	1	0
All Other Offenses	3	3	0

Turnpike - Fayette	TOTAL	12	12	0
---------------------------	--------------	-----------	-----------	----------

WVU Tech-Security

Burglary/Breaking & Entering	1	1	0
Drug/Narcotic Violations	1	1	0
Drunkenness	3	3	0
Liquor Law Violations	5	5	0
Trespass of Real Property	1	1	0
Others	3	3	0

WVU Tech-Security	TOTAL	14	14	0
--------------------------	--------------	-----------	-----------	----------

Fayette	County	TOTAL	1,135	1,119	16
----------------	---------------	--------------	--------------	--------------	-----------

Gilmer **County**

ARRESTS (Group "A" and "B") by AGENCY

2014

# of ARRESTS	Adult Arrests	Juvenile Arrests
--------------	---------------	------------------

DNR - 6 - Gilmer

Aggravated Assault	1	1	0
All Other Offenses	35	35	0

DNR - 6 - Gilmer	TOTAL	36	36	0
-------------------------	--------------	-----------	-----------	----------

Glennville PD

Aggravated Assault	2	2	0
Simple Assault	4	4	0
Intimidation	3	3	0
Burglary/Breaking & Entering	1	1	0
Destruction/Damage/Vandalism of Property	1	1	0
False Pretenses/Swindle/Confidence Game	1	1	0
Drug/Narcotic Violations	4	3	1
Weapon Law Violations	1	1	0
Disorderly Conduct	2	2	0
Driving Under The Influence	3	3	0
Drunkenness	1	1	0
Liquor Law Violations	11	10	1
Trespass of Real Property	2	2	0
All Other Offenses	16	15	1

Glennville PD	TOTAL	52	49	3
----------------------	--------------	-----------	-----------	----------

Glennville SP

Forcible Rape	1	1	0
Incest	2	2	0
Aggravated Assault	7	7	0
Simple Assault	16	15	1
Intimidation	10	10	0
Kidnaping/Abduction	1	1	0
Burglary/Breaking & Entering	1	1	0
Destruction/Damage/Vandalism of Property	5	4	1
False Pretenses/Swindle/Confidence Game	5	5	0
Shoplifting	2	2	0
Stolen Property Offenses	1	1	0
Drug/Narcotic Violations	34	34	0
Weapon Law Violations	1	1	0
Bad Checks	15	15	0
Driving Under The Influence	11	10	1
Family Offenses (Nonviolent)	1	1	0
Liquor Law Violations	4	4	0
Runaway	1	0	1
Trespass of Real Property	6	6	0
All Other Offenses	43	42	1
Others	2	2	0

Glennville SP	TOTAL	169	164	5
----------------------	--------------	------------	------------	----------

ARRESTS (Group "A" and "B") by AGENCY

2014

# of ARRESTS	Adult Arrests	Juvenile Arrests
--------------	---------------	------------------

Gilmer County TOTAL

257

249

8

Grant County

DNR - 2 - Grant

Drug/Narcotic Violations	4	4	0
All Other Offenses	57	54	3

DNR - 2 - Grant TOTAL 61 58 3

Grant Co SO

Aggravated Assault	5	5	0
Simple Assault	5	5	0
Intimidation	3	3	0
Burglary/Breaking & Entering	4	1	3
Destruction/Damage/Vandalism of Property	2	2	0
Shoplifting	1	1	0
Theft From Building	1	1	0
Drug/Narcotic Violations	34	34	0
Weapon Law Violations	2	2	0
Driving Under The Influence	26	25	1
Drunkenness	1	1	0
Trespass of Real Property	1	1	0
All Other Offenses	12	11	1

Grant Co SO TOTAL 97 92 5

Petersburg SP

Forcible Rape	2	1	1
Forcible Fondling	2	2	0
Incest	2	2	0
Aggravated Assault	4	4	0
Simple Assault	18	18	0
Intimidation	3	3	0
Kidnaping/Abduction	1	1	0
Burglary/Breaking & Entering	4	4	0
Counterfeiting/Forgery	1	1	0
Destruction/Damage/Vandalism of Property	4	4	0
False Pretenses/Swindle/Confidence Game	1	1	0
Drug/Narcotic Violations	5	4	1
Driving Under The Influence	25	25	0
Family Offenses (Nonviolent)	2	2	0
Liquor Law Violations	6	6	0
All Other Offenses	21	20	0
Others	1	1	0

Petersburg SP TOTAL 102 99 2

ARRESTS (Group "A" and "B") by AGENCY

2014

# of ARRESTS	Adult Arrests	Juvenile Arrests
--------------	---------------	------------------

tf Potomac Highland Drug

Drug/Narcotic Violations	32	32	0
tf Potomac Highland Drug & VITOTAL	32	32	0
Grant County TOTAL	292	281	10

Greenbrier County

DNR - 4 - Greenbrier

Drunkness	1	1	0
All Other Offenses	55	52	3
DNR - 4 - Greenbrier TOTAL	56	53	3

Greenbrier Co SO

Simple Assault	9	9	0
Drug/Narcotic Violations	1	1	0
Greenbrier Co SO TOTAL	10	10	0

Lewisburg PD

Forcible Rape	2	2	0
Forcible Fondling	1	1	0
Statutory Rape	1	1	0
Aggravated Assault	6	6	0
Simple Assault	19	19	0
Intimidation	2	2	0
Burglary/Breaking & Entering	3	3	0
Counterfeiting/Forgery	3	3	0
Destruction/Damage/Vandalism of Property	3	3	0
False Pretenses/Swindle/Confidence Game	6	6	0
Shoplifting	37	37	0
Theft From Building	4	4	0
Theft From Motor Vehicle	4	4	0
Drug/Narcotic Violations	23	23	0
Drug Equipment Violations	1	1	0
Disorderly Conduct	7	7	0
Driving Under The Influence	43	43	0
Drunkness	5	5	0
Liquor Law Violations	6	4	1
Trespass of Real Property	2	2	0
All Other Offenses	20	20	0
Others	3	3	0
Lewisburg PD TOTAL	201	199	1

ARRESTS (Group "A" and "B") by AGENCY

2014

# of ARRESTS	Adult Arrests	Juvenile Arrests
--------------	---------------	------------------

Lewisburg SP

	# of ARRESTS	Adult Arrests	Juvenile Arrests
Forcible Fondling	1	1	0
Aggravated Assault	3	3	0
Simple Assault	15	15	0
Intimidation	5	5	0
Robbery	1	1	0
Burglary/Breaking & Entering	4	4	0
Counterfeiting/Forgery	2	2	0
Destruction/Damage/Vandalism of Property	1	1	0
Impersonation	1	1	0
Shoplifting	8	8	0
Theft From Motor Vehicle	1	1	0
Stolen Property Offenses	1	1	0
Drug/Narcotic Violations	14	14	0
Drug Equipment Violations	2	2	0
Weapon Law Violations	2	2	0
Driving Under The Influence	12	12	0
Drunkenness	1	1	0
Family Offenses (Nonviolent)	1	1	0
Liquor Law Violations	2	2	0
All Other Offenses	19	19	0
Others	6	6	0
Lewisburg SP	102	102	0
TOTAL	102	102	0

ARRESTS (Group "A" and "B") by AGENCY

2014

# of ARRESTS	Adult Arrests	Juvenile Arrests
--------------	---------------	------------------

Rainelle SP

Forcible Fondling	1	1	0
Statutory Rape	2	2	0
Aggravated Assault	2	2	0
Simple Assault	12	12	0
Intimidation	8	7	1
Burglary/Breaking & Entering	7	7	0
Counterfeiting/Forgery	4	4	0
Destruction/Damage/Vandalism of Property	2	2	0
False Pretenses/Swindle/Confidence Game	4	4	0
Shoplifting	2	2	0
Motor Vehicle Theft	2	2	0
Drug/Narcotic Violations	48	48	0
Drug Equipment Violations	3	3	0
Weapon Law Violations	2	2	0
Bad Checks	1	1	0
Disorderly Conduct	4	4	0
Driving Under The Influence	16	16	0
Drunkenness	6	5	1
Trespass of Real Property	1	1	0
All Other Offenses	8	8	0
Others	3	3	0

Rainelle SP	TOTAL	138	136	2
--------------------	--------------	------------	------------	----------

Ronceverte PD

Aggravated Assault	3	3	0
Simple Assault	5	5	0
Intimidation	1	1	0
Burglary/Breaking & Entering	1	1	0
False Pretenses/Swindle/Confidence Game	1	1	0
Theft From Building	1	1	0
Drug/Narcotic Violations	1	1	0
Driving Under The Influence	21	21	0
All Other Offenses	21	21	0
Others	4	4	0

Ronceverte PD	TOTAL	59	59	0
----------------------	--------------	-----------	-----------	----------

ARRESTS (Group "A" and "B") by AGENCY

2014

# of ARRESTS	Adult Arrests	Juvenile Arrests
--------------	---------------	------------------

White Sulphur Springs PI

Aggravated Assault	4	4	0
Simple Assault	12	12	0
Intimidation	1	1	0
Destruction/Damage/Vandalism of Property	4	4	0
Shoplifting	2	2	0
Stolen Property Offenses	1	1	0
Disorderly Conduct	2	2	0
Driving Under The Influence	19	19	0
All Other Offenses	4	4	0

White Sulphur Springs PD	TOTAL	49	49	0
---------------------------------	--------------	-----------	-----------	----------

Greenbrier County	TOTAL	615	608	6
--------------------------	--------------	------------	------------	----------

Hampshire County

DNR - 2 - Hampshire

Drug/Narcotic Violations	6	6	0
Liquor Law Violations	19	16	3
All Other Offenses	127	125	1

DNR - 2 - Hampshire	TOTAL	152	147	4
----------------------------	--------------	------------	------------	----------

Hampshire Co SO

Forcible Rape	1	1	0
Forcible Fondling	1	1	0
Aggravated Assault	30	29	1
Simple Assault	4	4	0
Intimidation	7	7	0
Arson	2	2	0
Burglary/Breaking & Entering	22	22	0
Counterfeiting/Forgery	2	2	0
Destruction/Damage/Vandalism of Property	4	4	0
Theft From Building	2	2	0
Motor Vehicle Theft	2	2	0
Stolen Property Offenses	1	1	0
Drug/Narcotic Violations	9	9	0
Drug Equipment Violations	2	2	0
Weapon Law Violations	2	2	0
Driving Under The Influence	10	10	0
Trespass of Real Property	1	1	0
All Other Offenses	24	24	0
Others	6	6	0

Hampshire Co SO	TOTAL	132	131	1
------------------------	--------------	------------	------------	----------

ARRESTS (Group "A" and "B") by AGENCY

2014

# of ARRESTS	Adult Arrests	Juvenile Arrests
--------------	---------------	------------------

Romney PD

Burglary/Breaking & Entering	3	3	0
Driving Under The Influence	5	5	0
All Other Offenses	2	2	0

Romney PD	TOTAL	10	10	0
------------------	--------------	-----------	-----------	----------

Romney SP

Forcible Rape	1	1	0
Statutory Rape	1	1	0
Aggravated Assault	2	2	0
Simple Assault	22	22	0
Intimidation	13	13	0
Burglary/Breaking & Entering	4	4	0
Counterfeiting/Forgery	3	3	0
Destruction/Damage/Vandalism of Property	14	14	0
False Pretenses/Swindle/Confidence Game	2	2	0
Shoplifting	2	1	1
Motor Vehicle Theft	6	6	0
Drug/Narcotic Violations	32	32	0
Drug Equipment Violations	2	2	0
Weapon Law Violations	3	3	0
Bad Checks	1	1	0
Driving Under The Influence	29	28	1
Drunkenness	6	6	0
Family Offenses (Nonviolent)	3	3	0
Liquor Law Violations	3	1	2
Trespass of Real Property	1	1	0
All Other Offenses	28	28	0
Others	3	3	0

Romney SP	TOTAL	181	177	4
------------------	--------------	------------	------------	----------

Hampshire County	TOTAL	475	465	9
-------------------------	--------------	------------	------------	----------

Hancock County

Chester PD

Simple Assault	4	4	0
Theft From Motor Vehicle	1	1	0
Stolen Property Offenses	1	1	0
Driving Under The Influence	3	3	0
All Other Offenses	3	3	0
Others	1	1	0

Chester PD	TOTAL	13	13	0
-------------------	--------------	-----------	-----------	----------

ARRESTS (Group "A" and "B") by AGENCY

2014

# of ARRESTS	Adult Arrests	Juvenile Arrests
--------------	---------------	------------------

DNR - 1 - Hancock

All Other Offenses	26	26	0
--------------------	----	----	---

DNR - 1 - Hancock	TOTAL	26	26	0
--------------------------	--------------	-----------	-----------	----------

Hancock Co SO

Forcible Sodomy	1	1	0
-----------------	---	---	---

Aggravated Assault	1	1	0
--------------------	---	---	---

Simple Assault	25	25	0
----------------	----	----	---

Destruction/Damage/Vandalism of Property	1	1	0
--	---	---	---

Shoplifting	1	1	0
-------------	---	---	---

Stolen Property Offenses	1	1	0
--------------------------	---	---	---

Drug/Narcotic Violations	5	4	1
--------------------------	---	---	---

Weapon Law Violations	1	1	0
-----------------------	---	---	---

Disorderly Conduct	9	8	1
--------------------	---	---	---

Driving Under The Influence	114	114	0
-----------------------------	-----	-----	---

Drunkenness	5	5	0
-------------	---	---	---

Family Offenses (Nonviolent)	1	1	0
------------------------------	---	---	---

Liquor Law Violations	1	0	1
-----------------------	---	---	---

Trespass of Real Property	4	4	0
---------------------------	---	---	---

All Other Offenses	25	25	0
--------------------	----	----	---

Hancock Co SO	TOTAL	195	192	3
----------------------	--------------	------------	------------	----------

New Cumberland SP

Aggravated Assault	3	3	0
--------------------	---	---	---

Simple Assault	2	2	0
----------------	---	---	---

Counterfeiting/Forgery	3	3	0
------------------------	---	---	---

Destruction/Damage/Vandalism of Property	1	1	0
--	---	---	---

Drug/Narcotic Violations	24	24	0
--------------------------	----	----	---

Driving Under The Influence	108	108	0
-----------------------------	-----	-----	---

Family Offenses (Nonviolent)	1	1	0
------------------------------	---	---	---

Liquor Law Violations	10	10	0
-----------------------	----	----	---

All Other Offenses	17	17	0
--------------------	----	----	---

Others	1	1	0
--------	---	---	---

New Cumberland SP	TOTAL	170	170	0
--------------------------	--------------	------------	------------	----------

tf Hancock-Brooke Drug

Drug/Narcotic Violations	19	19	0
--------------------------	----	----	---

tf Hancock-Brooke Drug	TOTAL	19	19	0
-------------------------------	--------------	-----------	-----------	----------

ARRESTS (Group "A" and "B") by AGENCY

2014

# of ARRESTS	Adult Arrests	Juvenile Arrests
--------------	---------------	------------------

Weirton PD

Statutory Rape	1	1	0		
Aggravated Assault	8	8	0		
Simple Assault	64	53	11		
Intimidation	2	1	1		
Robbery	3	2	1		
Burglary/Breaking & Entering	7	7	0		
Counterfeiting/Forgery	1	1	0		
Destruction/Damage/Vandalism of Property	14	12	2		
False Pretenses/Swindle/Confidence Game	4	4	0		
Credit Card/Automatic Teller Fraud	4	4	0		
Shoplifting	163	156	7		
Theft From Building	4	4	0		
Motor Vehicle Theft	1	0	1		
Stolen Property Offenses	7	7	0		
Drug/Narcotic Violations	15	11	4		
Weapon Law Violations	7	6	1		
Bad Checks	2	2	0		
Curfew/Loitering/Vagrancy Violations	1	0	1		
Disorderly Conduct	37	30	7		
Driving Under The Influence	43	43	0		
Drunkenness	38	38	0		
Family Offenses (Nonviolent)	1	1	0		
Liquor Law Violations	32	24	8		
Runaway	2	0	2		
Trespass of Real Property	15	15	0		
All Other Offenses	144	127	17		
Others	12	11	1		
Weirton PD	TOTAL	632	568	64	
Hancock	County	TOTAL	1,055	988	67

Hardy County

DNR - 2 - Hardy

Drug/Narcotic Violations	1	1	0	
Liquor Law Violations	3	3	0	
All Other Offenses	85	80	3	
DNR - 2 - Hardy	TOTAL	89	84	3

ARRESTS (Group "A" and "B") by AGENCY

2014

# of ARRESTS	Adult Arrests	Juvenile Arrests
--------------	---------------	------------------

Hardy Co SO

Aggravated Assault	8	8	0
Robbery	1	1	0
Burglary/Breaking & Entering	1	1	0
Counterfeiting/Forgery	1	1	0
Drug/Narcotic Violations	4	4	0
Driving Under The Influence	9	9	0
All Other Offenses	9	9	0
Others	2	2	0

Hardy Co SO	TOTAL	35	35	0
--------------------	--------------	-----------	-----------	----------

Moorefield PD

Aggravated Assault	16	16	0
Simple Assault	1	1	0
Intimidation	5	5	0
False Pretenses/Swindle/Confidence Game	3	3	0
Shoplifting	10	10	0
Drug/Narcotic Violations	8	8	0
Bad Checks	1	1	0
Driving Under The Influence	16	16	0
Liquor Law Violations	7	6	1
Trespass of Real Property	2	2	0
All Other Offenses	32	32	0
Others	2	2	0

Moorefield PD	TOTAL	103	102	1
----------------------	--------------	------------	------------	----------

ARRESTS (Group "A" and "B") by AGENCY

2014

# of ARRESTS	Adult Arrests	Juvenile Arrests
--------------	---------------	------------------

Moorefield SP

Forcible Rape	2	2	0
Aggravated Assault	8	8	0
Simple Assault	26	26	0
Intimidation	13	13	0
Burglary/Breaking & Entering	1	1	0
Destruction/Damage/Vandalism of Property	4	4	0
False Pretenses/Swindle/Confidence Game	1	1	0
Theft of Motor Vehicle Parts/Accessories	1	1	0
Stolen Property Offenses	2	2	0
Drug/Narcotic Violations	9	8	1
Weapon Law Violations	5	5	0
Bad Checks	1	1	0
Driving Under The Influence	17	17	0
Drunkenness	1	1	0
Family Offenses (Nonviolent)	1	1	0
Liquor Law Violations	2	1	1
Trespass of Real Property	4	4	0
All Other Offenses	25	25	0
Others	4	4	0

Moorefield SP	TOTAL	127	125	2	
Hardy	County	TOTAL	354	346	6

Harrison County

ARRESTS (Group "A" and "B") by AGENCY

2014

# of ARRESTS	Adult Arrests	Juvenile Arrests
--------------	---------------	------------------

Bridgeport PD

Forcible Rape	1	1	0
Aggravated Assault	3	3	0
Simple Assault	30	27	3
Intimidation	5	4	1
Burglary/Breaking & Entering	1	1	0
Counterfeiting/Forgery	3	3	0
Destruction/Damage/Vandalism of Property	3	3	0
False Pretenses/Swindle/Confidence Game	3	2	1
Credit Card/Automatic Teller Fraud	3	3	0
Purse-snatching	1	1	0
Shoplifting	127	116	11
Theft From Motor Vehicle	4	3	1
Motor Vehicle Theft	3	3	0
Drug/Narcotic Violations	59	58	1
Prostitution	6	6	0
Pornography/Obscene Material	8	8	0
Weapon Law Violations	4	1	3
Disorderly Conduct	1	1	0
Driving Under The Influence	55	55	0
Drunkenness	1	1	0
Liquor Law Violations	12	9	3
All Other Offenses	178	177	1
Others	24	24	0
Bridgeport PD	TOTAL	535	510
			25

ARRESTS (Group "A" and "B") by AGENCY

2014

# of ARRESTS	Adult Arrests	Juvenile Arrests
--------------	---------------	------------------

Bridgeport SP

Forcible Fondling	2	2	0
Aggravated Assault	7	7	0
Simple Assault	21	18	3
Intimidation	8	8	0
Burglary/Breaking & Entering	6	6	0
Counterfeiting/Forgery	5	5	0
Destruction/Damage/Vandalism of Property	4	4	0
False Pretenses/Swindle/Confidence Game	3	3	0
Credit Card/Automatic Teller Fraud	1	0	1
Welfare Fraud	2	2	0
Shoplifting	15	12	3
Motor Vehicle Theft	5	4	1
Stolen Property Offenses	3	3	0
Drug/Narcotic Violations	72	68	3
Weapon Law Violations	2	2	0
Bad Checks	1	1	0
Driving Under The Influence	44	44	0
Drunkenness	1	1	0
Family Offenses (Nonviolent)	3	3	0
Liquor Law Violations	7	7	0
Trespass of Real Property	1	1	0
All Other Offenses	52	45	7
Others	10	10	0

Bridgeport SP	TOTAL	275	256	18
----------------------	--------------	------------	------------	-----------

DNR - 1 - Harrison

All Other Offenses	55	51	4
--------------------	----	----	---

DNR - 1 - Harrison	TOTAL	55	51	4
---------------------------	--------------	-----------	-----------	----------

ARRESTS (Group "A" and "B") by AGENCY

2014

# of ARRESTS	Adult Arrests	Juvenile Arrests
--------------	---------------	------------------

Harrison Co SO

Murder and Nonnegligent Manslaughter	3	3	0
Sexual Assault With An Object	3	3	0
Forcible Fondling	1	1	0
Aggravated Assault	33	31	2
Simple Assault	69	65	4
Robbery	1	1	0
Burglary/Breaking & Entering	57	57	0
Counterfeiting/Forgery	8	8	0
Destruction/Damage/Vandalism of Property	7	7	0
False Pretenses/Swindle/Confidence Game	12	12	0
Credit Card/Automatic Teller Fraud	1	1	0
Shoplifting	21	19	2
Motor Vehicle Theft	5	5	0
Stolen Property Offenses	1	1	0
Drug/Narcotic Violations	77	77	0
Pornography/Obscene Material	1	1	0
Weapon Law Violations	2	2	0
Bad Checks	32	32	0
Disorderly Conduct	7	7	0
Driving Under The Influence	127	127	0
Family Offenses (Nonviolent)	2	2	0
Trespass of Real Property	5	5	0
All Other Offenses	383	378	5
Others	15	15	0

Harrison Co SO	TOTAL	873	860	13
-----------------------	--------------	------------	------------	-----------

Shinnston PD

Aggravated Assault	1	1	0
Simple Assault	5	5	0
Shoplifting	9	9	0
Drug/Narcotic Violations	5	5	0
Drug Equipment Violations	3	3	0
Disorderly Conduct	2	2	0
Driving Under The Influence	16	16	0
All Other Offenses	14	12	2
Others	1	1	0

Shinnston PD	TOTAL	56	54	2
---------------------	--------------	-----------	-----------	----------

Harrison	County	TOTAL	1,794	1,731	62
-----------------	---------------	--------------	--------------	--------------	-----------

Jackson County

ARRESTS (Group "A" and "B") by AGENCY

2014

# of ARRESTS	Adult Arrests	Juvenile Arrests
--------------	---------------	------------------

DNR - 6 - Jackson

Drug/Narcotic Violations	1	1	0
All Other Offenses	151	131	19

DNR - 6 - Jackson	TOTAL	152	132	19
--------------------------	--------------	------------	------------	-----------

Jackson Co SO

Forcible Rape	1	1	0
Aggravated Assault	22	22	0
Intimidation	2	2	0
Burglary/Breaking & Entering	5	5	0
Counterfeiting/Forgery	1	1	0
Destruction/Damage/Vandalism of Property	2	2	0
False Pretenses/Swindle/Confidence Game	1	1	0
Shoplifting	2	1	1
Motor Vehicle Theft	1	1	0
Drug/Narcotic Violations	13	13	0
Weapon Law Violations	4	4	0
Disorderly Conduct	1	1	0
Driving Under The Influence	48	48	0
Family Offenses (Nonviolent)	1	1	0
Liquor Law Violations	2	0	2
All Other Offenses	29	29	0
Others	3	3	0

Jackson Co SO	TOTAL	138	135	3
----------------------	--------------	------------	------------	----------

Ripley PD

Simple Assault	8	8	0
Intimidation	1	1	0
Counterfeiting/Forgery	1	1	0
Shoplifting	3	3	0
Disorderly Conduct	2	2	0
Driving Under The Influence	18	18	0
All Other Offenses	6	6	0
Others	3	3	0

Ripley PD	TOTAL	42	42	0
------------------	--------------	-----------	-----------	----------

ARRESTS (Group "A" and "B") by AGENCY

2014

# of ARRESTS	Adult Arrests	Juvenile Arrests
--------------	---------------	------------------

Ripley SP

Aggravated Assault		3	3	0
Simple Assault		21	21	0
Intimidation		16	16	0
Burglary/Breaking & Entering		1	1	0
Counterfeiting/Forgery		1	1	0
Destruction/Damage/Vandalism of Property		4	4	0
False Pretenses/Swindle/Confidence Game		1	1	0
Shoplifting		5	5	0
Stolen Property Offenses		3	3	0
Drug/Narcotic Violations		63	63	0
Drug Equipment Violations		2	2	0
Driving Under The Influence		5	5	0
Liquor Law Violations		1	1	0
Trespass of Real Property		2	2	0
All Other Offenses		30	29	1
Others		3	3	0
Ripley SP	TOTAL	161	160	1
Jackson County	TOTAL	493	469	23

Jefferson County

Charles Town PD

Aggravated Assault		7	7	0
Simple Assault		3	3	0
Robbery		2	2	0
Burglary/Breaking & Entering		4	2	2
Shoplifting		3	3	0
Theft From Building		1	1	0
Theft From Motor Vehicle		1	1	0
Stolen Property Offenses		4	4	0
Drug/Narcotic Violations		22	19	3
Disorderly Conduct		4	0	4
Driving Under The Influence		36	35	1
Drunkenness		3	3	0
All Other Offenses		28	27	1
Charles Town PD	TOTAL	118	107	11

DNR - 2 - Jefferson

Counterfeiting/Forgery		1	1	0
Drug/Narcotic Violations		1	1	0
Liquor Law Violations		19	19	0
All Other Offenses		171	166	4
DNR - 2 - Jefferson	TOTAL	192	187	4

ARRESTS (Group "A" and "B") by AGENCY

2014

# of ARRESTS	Adult Arrests	Juvenile Arrests
--------------	---------------	------------------

Harpers Ferry PD

Driving Under The Influence	1	1	0
Drunkenness	1	1	0

Harpers Ferry PD	TOTAL	2	2	0
-------------------------	--------------	----------	----------	----------

Jefferson Co SO

Murder and Nonnegligent Manslaughter	1	1	0
Aggravated Assault	5	5	0
Simple Assault	18	18	0
Intimidation	1	1	0
Robbery	2	2	0
Burglary/Breaking & Entering	1	1	0
Destruction/Damage/Vandalism of Property	2	2	0
False Pretenses/Swindle/Confidence Game	1	1	0
Shoplifting	21	19	2
Stolen Property Offenses	2	1	1
Drug/Narcotic Violations	11	10	1
Drug Equipment Violations	2	1	1
Pornography/Obscene Material	2	2	0
Disorderly Conduct	6	6	0
Driving Under The Influence	89	89	0
Drunkenness	5	5	0
Family Offenses (Nonviolent)	1	1	0
Liquor Law Violations	2	2	0
Trespass of Real Property	2	2	0
All Other Offenses	44	44	0
Others	6	6	0

Jefferson Co SO	TOTAL	224	219	5
------------------------	--------------	------------	------------	----------

ARRESTS (Group "A" and "B") by AGENCY

2014

# of ARRESTS	Adult Arrests	Juvenile Arrests
--------------	---------------	------------------

Kearneysville SP

Forcible Fondling	1	1	0
Aggravated Assault	10	10	0
Simple Assault	50	50	0
Intimidation	30	30	0
Kidnaping/Abduction	1	1	0
Burglary/Breaking & Entering	13	13	0
Counterfeiting/Forgery	1	1	0
Destruction/Damage/Vandalism of Property	11	11	0
False Pretenses/Swindle/Confidence Game	9	9	0
Credit Card/Automatic Teller Fraud	1	1	0
Shoplifting	70	69	1
Theft From Building	10	10	0
Motor Vehicle Theft	2	2	0
Stolen Property Offenses	3	3	0
Drug/Narcotic Violations	137	136	1
Prostitution	2	2	0
Assisting or Promoting Prostitution	1	1	0
Weapon Law Violations	1	1	0
Disorderly Conduct	7	7	0
Driving Under The Influence	134	134	0
Drunkenness	4	4	0
Family Offenses (Nonviolent)	2	2	0
Liquor Law Violations	2	2	0
Trespass of Real Property	7	7	0
All Other Offenses	42	42	0
Others	4	4	0

Kearneysville SP	TOTAL	555	553	2
-------------------------	--------------	------------	------------	----------

Ranson PD

Credit Card/Automatic Teller Fraud	1	0	0
Drug/Narcotic Violations	3	3	0
All Other Offenses	1	1	0
Others	1	1	0

Ranson PD	TOTAL	6	5	0
------------------	--------------	----------	----------	----------

Shepherd University

Aggravated Assault	1	1	0
Drug/Narcotic Violations	2	2	0
Drunkenness	2	2	0
Liquor Law Violations	6	6	0

Shepherd University	TOTAL	11	11	0
----------------------------	--------------	-----------	-----------	----------

Shepherdstown PD

All Other Offenses	2	2	0
--------------------	---	---	---

Shepherdstown PD	TOTAL	2	2	0
-------------------------	--------------	----------	----------	----------

ARRESTS (Group "A" and "B") by AGENCY

2014

Jefferson County	TOTAL	# of ARRESTS	Adult Arrests	Juvenile Arrests
		1,110	1,086	22

Kanawha County

Cedar Grove PD				
Simple Assault		3	2	1
Burglary/Breaking & Entering		2	2	0
Destruction/Damage/Vandalism of Property		1	1	0
Credit Card/Automatic Teller Fraud		1	1	0
Shoplifting		1	1	0
Drug Equipment Violations		1	1	0
Driving Under The Influence		1	1	0
Cedar Grove PD	TOTAL	10	9	1

ARRESTS (Group "A" and "B") by AGENCY

2014

# of ARRESTS	Adult Arrests	Juvenile Arrests
--------------	---------------	------------------

Charleston PD

Murder and Nonnegligent Manslaughter	13	12	1
Sexual Assault With An Object	3	3	0
Forcible Fondling	3	2	1
Aggravated Assault	157	150	7
Simple Assault	512	492	20
Intimidation	53	51	2
Kidnaping/Abduction	9	9	0
Robbery	38	32	6
Arson	1	1	0
Burglary/Breaking & Entering	58	53	5
Counterfeiting/Forgery	29	29	0
Destruction/Damage/Vandalism of Property	36	30	6
False Pretenses/Swindle/Confidence Game	7	7	0
Credit Card/Automatic Teller Fraud	12	11	1
Impersonation	1	1	0
Purse-snatching	3	2	1
Shoplifting	934	914	20
Theft From Building	5	5	0
Theft From Motor Vehicle	14	13	1
Theft of Motor Vehicle Parts/Accessories	2	2	0
Motor Vehicle Theft	10	8	2
Stolen Property Offenses	29	25	4
Drug/Narcotic Violations	542	526	16
Drug Equipment Violations	71	71	0
Prostitution	16	16	0
Assisting or Promoting Prostitution	7	7	0
Weapon Law Violations	29	25	4
Bad Checks	1	1	0
Curfew/Loitering/Vagrancy Violations	8	8	0
Disorderly Conduct	17	15	2
Driving Under The Influence	280	280	0
Drunkenness	435	435	0
Family Offenses (Nonviolent)	3	3	0
Liquor Law Violations	7	7	0
Trespass of Real Property	21	20	1
All Other Offenses	1,871	1,828	43
Others	53	51	2

Charleston PD **TOTAL** **5,290** **5,145** **145**

DNR - 5 - Kanawha

All Other Offenses	263	247	14
--------------------	-----	-----	----

DNR - 5 - Kanawha **TOTAL** **263** **247** **14**

ARRESTS (Group "A" and "B") by AGENCY

2014

# of ARRESTS	Adult Arrests	Juvenile Arrests
--------------	---------------	------------------

Dunbar PD

Murder and Nonnegligent Manslaughter	1	1	0
Aggravated Assault	9	9	0
Simple Assault	34	32	2
Intimidation	1	1	0
Robbery	2	1	1
Burglary/Breaking & Entering	9	6	3
Counterfeiting/Forgery	1	1	0
Destruction/Damage/Vandalism of Property	2	2	0
False Pretenses/Swindle/Confidence Game	2	2	0
Theft From Motor Vehicle	2	2	0
Stolen Property Offenses	2	2	0
Drug/Narcotic Violations	89	88	1
Drug Equipment Violations	1	1	0
Weapon Law Violations	6	6	0
All Other Offenses	10	10	0
Others	6	6	0

Dunbar PD	TOTAL	177	170	7
------------------	--------------	------------	------------	----------

Glasgow PD

Simple Assault	5	5	0
Intimidation	1	1	0
Destruction/Damage/Vandalism of Property	1	1	0
Motor Vehicle Theft	1	1	0
Weapon Law Violations	1	1	0
Trespass of Real Property	1	1	0

Glasgow PD	TOTAL	10	10	0
-------------------	--------------	-----------	-----------	----------

ICAC Unit

Forcible Rape	4	4	0
Forcible Sodomy	3	3	0
Sexual Assault With An Object	1	0	1
Forcible Fondling	5	3	2
Incest	4	4	0
Aggravated Assault	7	7	0
Simple Assault	5	5	0
Drug/Narcotic Violations	1	1	0
Assisting or Promoting Prostitution	1	1	0
Pornography/Obscene Material	49	45	4
Disorderly Conduct	1	0	1
Family Offenses (Nonviolent)	1	1	0
All Other Offenses	12	12	0

ICAC Unit	TOTAL	94	86	8
------------------	--------------	-----------	-----------	----------

ARRESTS (Group "A" and "B") by AGENCY

2014

# of ARRESTS	Adult Arrests	Juvenile Arrests
--------------	---------------	------------------

Kanawha Co SO

Murder and Nonnegligent Manslaughter	4	4	0
Forcible Rape	1	1	0
Sexual Assault With An Object	1	1	0
Forcible Fondling	3	3	0
Aggravated Assault	73	69	4
Simple Assault	453	433	20
Intimidation	12	12	0
Kidnaping/Abduction	5	5	0
Robbery	3	3	0
Arson	3	2	1
Burglary/Breaking & Entering	50	47	3
Counterfeiting/Forgery	21	21	0
Destruction/Damage/Vandalism of Property	19	19	0
False Pretenses/Swindle/Confidence Game	12	12	0
Credit Card/Automatic Teller Fraud	3	3	0
Shoplifting	47	47	0
Theft From Building	1	1	0
Theft From Motor Vehicle	8	7	1
Motor Vehicle Theft	7	7	0
Stolen Property Offenses	46	46	0
Drug/Narcotic Violations	163	159	4
Drug Equipment Violations	12	11	1
Prostitution	5	5	0
Assisting or Promoting Prostitution	1	1	0
Weapon Law Violations	20	20	0
Curfew/Loitering/Vagrancy Violations	1	1	0
Disorderly Conduct	8	8	0
Driving Under The Influence	177	175	2
Drunkenness	76	76	0
Liquor Law Violations	13	13	0
Trespass of Real Property	9	9	0
All Other Offenses	766	750	16
Others	54	53	1

Kanawha Co SO	TOTAL	2,077	2,024	53
----------------------	--------------	--------------	--------------	-----------

Marmet PD

Destruction/Damage/Vandalism of Property	1	1	0
Stolen Property Offenses	1	1	0
Drug/Narcotic Violations	1	1	0
Drug Equipment Violations	1	1	0
All Other Offenses	3	3	0

Marmet PD	TOTAL	7	7	0
------------------	--------------	----------	----------	----------

ARRESTS (Group "A" and "B") by AGENCY

2014

# of ARRESTS	Adult Arrests	Juvenile Arrests
--------------	---------------	------------------

Nitro PD

Aggravated Assault	5	5	0	
Simple Assault	8	8	0	
Kidnaping/Abduction	1	1	0	
Burglary/Breaking & Entering	6	6	0	
Counterfeiting/Forgery	1	1	0	
Shoplifting	153	153	0	
Theft From Motor Vehicle	1	1	0	
Motor Vehicle Theft	1	1	0	
Stolen Property Offenses	1	1	0	
Drug/Narcotic Violations	32	32	0	
Drug Equipment Violations	2	2	0	
Weapon Law Violations	2	2	0	
Driving Under The Influence	5	5	0	
Drunkenness	1	1	0	
All Other Offenses	94	94	0	
Others	7	7	0	
Nitro PD	TOTAL	320	320	0

ARRESTS (Group "A" and "B") by AGENCY

2014

# of ARRESTS	Adult Arrests	Juvenile Arrests
--------------	---------------	------------------

Quincy SP

	# of ARRESTS	Adult Arrests	Juvenile Arrests
Statutory Rape	1	1	0
Aggravated Assault	9	9	0
Simple Assault	26	26	0
Intimidation	13	13	0
Robbery	1	1	0
Burglary/Breaking & Entering	9	7	2
Counterfeiting/Forgery	7	7	0
Destruction/Damage/Vandalism of Property	3	3	0
False Pretenses/Swindle/Confidence Game	7	7	0
Shoplifting	57	55	2
Theft From Motor Vehicle	1	1	0
Theft of Motor Vehicle Parts/Accessories	3	3	0
Motor Vehicle Theft	2	2	0
Stolen Property Offenses	4	4	0
Drug/Narcotic Violations	144	143	1
Drug Equipment Violations	4	4	0
Weapon Law Violations	2	2	0
Disorderly Conduct	6	6	0
Driving Under The Influence	60	59	1
Drunkenness	2	2	0
Family Offenses (Nonviolent)	2	2	0
Liquor Law Violations	14	14	0
Trespass of Real Property	4	4	0
All Other Offenses	53	53	0
Others	25	25	0
Quincy SP	459	453	6
TOTAL	459	453	6

ARRESTS (Group "A" and "B") by AGENCY

2014

# of ARRESTS	Adult Arrests	Juvenile Arrests
--------------	---------------	------------------

So Charleston SP

	# of ARRESTS	Adult Arrests	Juvenile Arrests
Forcible Rape	1	1	0
Forcible Fondling	3	3	0
Aggravated Assault	11	11	0
Simple Assault	64	64	0
Intimidation	10	10	0
Robbery	1	1	0
Burglary/Breaking & Entering	10	10	0
Counterfeiting/Forgery	8	8	0
Destruction/Damage/Vandalism of Property	7	7	0
False Pretenses/Swindle/Confidence Game	15	15	0
Credit Card/Automatic Teller Fraud	1	1	0
Shoplifting	12	10	2
Theft of Motor Vehicle Parts/Accessories	2	2	0
Motor Vehicle Theft	6	6	0
Stolen Property Offenses	13	13	0
Drug/Narcotic Violations	140	140	0
Drug Equipment Violations	2	2	0
Pornography/Obscene Material	2	2	0
Weapon Law Violations	6	6	0
Disorderly Conduct	2	2	0
Driving Under The Influence	85	85	0
Drunkenness	12	12	0
Liquor Law Violations	23	23	0
All Other Offenses	72	72	0
Others	17	16	1
So Charleston SP	525	522	3
TOTAL	525	522	3

ARRESTS (Group "A" and "B") by AGENCY

2014

# of ARRESTS	Adult Arrests	Juvenile Arrests
--------------	---------------	------------------

South Charleston PD

	# of ARRESTS	Adult Arrests	Juvenile Arrests
Forcible Fondling	1	1	0
Aggravated Assault	47	43	4
Simple Assault	110	107	3
Intimidation	7	7	0
Kidnaping/Abduction	3	3	0
Robbery	3	3	0
Arson	1	1	0
Burglary/Breaking & Entering	18	9	9
Counterfeiting/Forgery	3	3	0
Destruction/Damage/Vandalism of Property	11	11	0
False Pretenses/Swindle/Confidence Game	7	7	0
Credit Card/Automatic Teller Fraud	2	2	0
Pocket-picking	1	1	0
Purse-snatching	1	1	0
Shoplifting	366	363	3
Theft From Motor Vehicle	11	11	0
Motor Vehicle Theft	5	5	0
Stolen Property Offenses	9	9	0
Drug/Narcotic Violations	261	258	3
Drug Equipment Violations	20	20	0
Weapon Law Violations	6	6	0
Curfew/Loitering/Vagrancy Violations	2	0	2
Disorderly Conduct	2	2	0
Driving Under The Influence	114	113	1
Drunkenness	31	31	0
Family Offenses (Nonviolent)	1	1	0
Liquor Law Violations	23	21	2
Runaway	1	0	1
Trespass of Real Property	7	7	0
All Other Offenses	207	206	1
Others	44	44	0
South Charleston PD	TOTAL	1,325	1,296
			29

ARRESTS (Group "A" and "B") by AGENCY

2014

# of ARRESTS	Adult Arrests	Juvenile Arrests
--------------	---------------	------------------

St Albans PD

Murder and Nonnegligent Manslaughter	3	3	0
Sexual Assault With An Object	2	2	0
Aggravated Assault	21	20	1
Simple Assault	37	37	0
Intimidation	4	4	0
Kidnaping/Abduction	3	3	0
Robbery	6	6	0
Arson	3	3	0
Burglary/Breaking & Entering	7	7	0
Counterfeiting/Forgery	1	1	0
Destruction/Damage/Vandalism of Property	10	9	1
False Pretenses/Swindle/Confidence Game	2	2	0
Credit Card/Automatic Teller Fraud	4	4	0
Shoplifting	226	216	10
Theft From Motor Vehicle	1	1	0
Motor Vehicle Theft	2	2	0
Stolen Property Offenses	7	7	0
Drug/Narcotic Violations	169	165	4
Drug Equipment Violations	30	30	0
Prostitution	1	1	0
Assisting or Promoting Prostitution	2	2	0
Weapon Law Violations	2	2	0
Disorderly Conduct	8	8	0
Driving Under The Influence	35	35	0
Drunkenness	18	18	0
Liquor Law Violations	11	10	1
Trespass of Real Property	5	5	0
All Other Offenses	301	299	2
Others	24	22	2

St Albans PD	TOTAL	945	924	21
---------------------	--------------	------------	------------	-----------

tf Metro Drug Enforceme

Drug/Narcotic Violations	119	118	1
Drug Equipment Violations	2	2	0
Weapon Law Violations	6	4	2

tf Metro Drug Enforcement	TOTAL	127	124	3
----------------------------------	--------------	------------	------------	----------

ARRESTS (Group "A" and "B") by AGENCY

2014

# of ARRESTS	Adult Arrests	Juvenile Arrests
--------------	---------------	------------------

Turnpike - Kanawha

Destruction/Damage/Vandalism of Property	1	1	0
Shoplifting	2	2	0
Stolen Property Offenses	4	4	0
Drug/Narcotic Violations	8	8	0
Weapon Law Violations	1	1	0
Driving Under The Influence	14	14	0
Drunkenness	1	1	0
Liquor Law Violations	2	2	0
All Other Offenses	9	9	0

Turnpike - Kanawha	TOTAL	42	42	0
---------------------------	--------------	-----------	-----------	----------

WV State University

Burglary/Breaking & Entering	1	1	0
Destruction/Damage/Vandalism of Property	1	1	0
Theft From Motor Vehicle	1	1	0
Stolen Property Offenses	1	1	0
Drug/Narcotic Violations	1	1	0

WV State University	TOTAL	5	5	0
----------------------------	--------------	----------	----------	----------

Kanawha	County	TOTAL	11,676	11,384	290
----------------	---------------	--------------	---------------	---------------	------------

Lewis County

Weston PD

Forcible Sodomy	1	1	0
Forcible Fondling	1	1	0
Aggravated Assault	1	1	0
Simple Assault	17	17	0
Intimidation	3	3	0
Credit Card/Automatic Teller Fraud	1	1	0
Shoplifting	2	0	2
Drug/Narcotic Violations	5	4	1
Disorderly Conduct	2	2	0
Driving Under The Influence	15	15	0
Drunkenness	3	3	0
Liquor Law Violations	4	3	1
All Other Offenses	3	3	0
Others	2	2	0

Weston PD	TOTAL	60	56	4
------------------	--------------	-----------	-----------	----------

ARRESTS (Group "A" and "B") by AGENCY

2014

# of ARRESTS	Adult Arrests	Juvenile Arrests
--------------	---------------	------------------

Weston SP

Forcible Rape	2	2	0
Forcible Sodomy	2	2	0
Aggravated Assault	10	10	0
Simple Assault	27	27	0
Intimidation	4	4	0
Burglary/Breaking & Entering	5	5	0
Counterfeiting/Forgery	5	5	0
Destruction/Damage/Vandalism of Property	6	6	0
False Pretenses/Swindle/Confidence Game	9	9	0
Impersonation	1	1	0
Shoplifting	39	39	0
Theft From Motor Vehicle	2	2	0
Drug/Narcotic Violations	61	59	2
Weapon Law Violations	3	3	0
Driving Under The Influence	23	23	0
Drunkenness	2	2	0
Liquor Law Violations	1	1	0
All Other Offenses	32	32	0
Others	14	14	0
Weston SP	TOTAL	248	246
Lewis	County	TOTAL	308
		302	6

Lincoln County

DNR - 5 - Lincoln			
All Other Offenses	56	56	0
DNR - 5 - Lincoln	TOTAL	56	0

ARRESTS (Group "A" and "B") by AGENCY

2014

# of ARRESTS	Adult Arrests	Juvenile Arrests
--------------	---------------	------------------

Hamlin SP

Sexual Assault With An Object	1	1	0		
Forcible Fondling	2	2	0		
Aggravated Assault	19	19	0		
Simple Assault	54	53	1		
Intimidation	2	2	0		
Kidnaping/Abduction	1	1	0		
Robbery	1	1	0		
Burglary/Breaking & Entering	15	15	0		
Destruction/Damage/Vandalism of Property	16	16	0		
False Pretenses/Swindle/Confidence Game	2	2	0		
Shoplifting	13	13	0		
Theft From Motor Vehicle	3	3	0		
Motor Vehicle Theft	7	7	0		
Stolen Property Offenses	3	3	0		
Drug/Narcotic Violations	66	64	2		
Weapon Law Violations	2	2	0		
Disorderly Conduct	3	3	0		
Driving Under The Influence	16	16	0		
Drunkenness	6	6	0		
Family Offenses (Nonviolent)	2	2	0		
Liquor Law Violations	1	0	1		
Trespass of Real Property	4	4	0		
All Other Offenses	46	43	3		
Others	26	26	0		
Hamlin SP	TOTAL	311	304	7	
Lincoln	County	TOTAL	367	360	7

Logan County

Chapmanville PD

Aggravated Assault	1	1	0	
Simple Assault	7	7	0	
Intimidation	2	1	1	
Destruction/Damage/Vandalism of Property	2	2	0	
False Pretenses/Swindle/Confidence Game	1	1	0	
Shoplifting	2	2	0	
Theft From Building	1	1	0	
Drug/Narcotic Violations	5	5	0	
Disorderly Conduct	1	1	0	
Driving Under The Influence	8	8	0	
Drunkenness	2	2	0	
All Other Offenses	3	3	0	
Chapmanville PD	TOTAL	35	34	1

ARRESTS (Group "A" and "B") by AGENCY

2014

# of ARRESTS	Adult Arrests	Juvenile Arrests
--------------	---------------	------------------

DNR - 5 - Logan

All Other Offenses	42	37	5
--------------------	----	----	---

DNR - 5 - Logan	TOTAL	42	37	5
------------------------	--------------	-----------	-----------	----------

Logan Co SO

Aggravated Assault	49	48	1
--------------------	----	----	---

Intimidation	2	2	0
--------------	---	---	---

Burglary/Breaking & Entering	8	8	0
------------------------------	---	---	---

Counterfeiting/Forgery	2	2	0
------------------------	---	---	---

Destruction/Damage/Vandalism of Property	5	5	0
--	---	---	---

False Pretenses/Swindle/Confidence Game	1	1	0
---	---	---	---

Shoplifting	2	2	0
-------------	---	---	---

Theft From Motor Vehicle	1	1	0
--------------------------	---	---	---

Motor Vehicle Theft	1	1	0
---------------------	---	---	---

Drug/Narcotic Violations	13	12	1
--------------------------	----	----	---

Assisting or Promoting Prostitution	3	3	0
-------------------------------------	---	---	---

Weapon Law Violations	2	2	0
-----------------------	---	---	---

Disorderly Conduct	2	2	0
--------------------	---	---	---

Driving Under The Influence	45	45	0
-----------------------------	----	----	---

Drunkenness	10	10	0
-------------	----	----	---

Liquor Law Violations	1	1	0
-----------------------	---	---	---

Trespass of Real Property	1	1	0
---------------------------	---	---	---

All Other Offenses	49	49	0
--------------------	----	----	---

Others	6	6	0
--------	---	---	---

Logan Co SO	TOTAL	203	201	2
--------------------	--------------	------------	------------	----------

ARRESTS (Group "A" and "B") by AGENCY

2014

# of ARRESTS	Adult Arrests	Juvenile Arrests
--------------	---------------	------------------

Logan SP

Forcible Rape	2	2	0
Sexual Assault With An Object	2	2	0
Incest	2	2	0
Aggravated Assault	41	40	1
Simple Assault	130	130	0
Intimidation	15	14	1
Kidnaping/Abduction	4	4	0
Robbery	2	2	0
Arson	1	1	0
Burglary/Breaking & Entering	41	40	0
Counterfeiting/Forgery	2	2	0
Destruction/Damage/Vandalism of Property	32	30	2
Extortion/Blackmail	3	0	3
False Pretenses/Swindle/Confidence Game	2	2	0
Impersonation	3	3	0
Wire Fraud	2	2	0
Shoplifting	25	25	0
Theft From Building	18	17	1
Theft From Motor Vehicle	3	3	0
Motor Vehicle Theft	8	8	0
Stolen Property Offenses	6	6	0
Drug/Narcotic Violations	343	339	4
Drug Equipment Violations	6	6	0
Weapon Law Violations	9	9	0
Bad Checks	3	3	0
Disorderly Conduct	11	11	0
Driving Under The Influence	78	78	0
Drunkenness	48	48	0
Family Offenses (Nonviolent)	2	2	0
Liquor Law Violations	5	2	3
Trespass of Real Property	12	12	0
All Other Offenses	60	60	0
Others	16	16	0
Logan SP	937	921	15

tf U S 119 Task Force

Robbery	1	1	0
Drug/Narcotic Violations	80	80	0
Assisting or Promoting Prostitution	1	1	0
Weapon Law Violations	1	1	0
All Other Offenses	7	7	0

tf U S 119 Task Force	TOTAL	90	90	0
------------------------------	--------------	-----------	-----------	----------

Logan	County	TOTAL	1,307	1,283	23
--------------	---------------	--------------	--------------	--------------	-----------

ARRESTS (Group "A" and "B") by AGENCY

2014

# of ARRESTS	Adult Arrests	Juvenile Arrests
--------------	---------------	------------------

Marion County

BCI - Fairmont

Drug/Narcotic Violations	13	13	0
--------------------------	----	----	---

BCI - Fairmont	TOTAL	13	13	0
-----------------------	--------------	-----------	-----------	----------

DNR - 1 - Marion

All Other Offenses	77	74	1
--------------------	----	----	---

DNR - 1 - Marion	TOTAL	77	74	1
-------------------------	--------------	-----------	-----------	----------

Fairmont Campus Police

Simple Assault	1	1	0
----------------	---	---	---

Destruction/Damage/Vandalism of Property	2	2	0
--	---	---	---

Drug/Narcotic Violations	5	5	0
--------------------------	---	---	---

Disorderly Conduct	1	1	0
--------------------	---	---	---

Driving Under The Influence	1	1	0
-----------------------------	---	---	---

Liquor Law Violations	1	1	0
-----------------------	---	---	---

All Other Offenses	10	10	0
--------------------	----	----	---

Fairmont Campus Police	TOTAL	21	21	0
-------------------------------	--------------	-----------	-----------	----------

ARRESTS (Group "A" and "B") by AGENCY

2014

	# of ARRESTS	Adult Arrests	Juvenile Arrests
Fairmont PD			
Forcible Rape	1	1	0
Forcible Fondling	2	2	0
Aggravated Assault	11	11	0
Simple Assault	55	51	4
Intimidation	8	8	0
Kidnaping/Abduction	1	1	0
Robbery	3	3	0
Arson	1	1	0
Burglary/Breaking & Entering	7	7	0
Destruction/Damage/Vandalism of Property	15	15	0
False Pretenses/Swindle/Confidence Game	8	8	0
Shoplifting	29	26	3
Theft From Motor Vehicle	6	5	1
Motor Vehicle Theft	2	1	1
Stolen Property Offenses	1	1	0
Drug/Narcotic Violations	37	36	1
Drug Equipment Violations	11	11	0
Pornography/Obscene Material	2	0	2
Weapon Law Violations	3	3	0
Disorderly Conduct	27	27	0
Driving Under The Influence	49	48	1
Liquor Law Violations	14	12	2
Runaway	1	0	1
Trespass of Real Property	6	6	0
All Other Offenses	319	319	0
Others	12	12	0
Fairmont PD	TOTAL	631	16

ARRESTS (Group "A" and "B") by AGENCY

2014

# of ARRESTS	Adult Arrests	Juvenile Arrests
--------------	---------------	------------------

Fairmont SP

Sexual Assault With An Object	1	1	0
Aggravated Assault	1	1	0
Simple Assault	11	11	0
Intimidation	5	5	0
Burglary/Breaking & Entering	3	3	0
Counterfeiting/Forgery	1	1	0
Destruction/Damage/Vandalism of Property	5	5	0
False Pretenses/Swindle/Confidence Game	1	1	0
Credit Card/Automatic Teller Fraud	2	2	0
Shoplifting	2	2	0
Stolen Property Offenses	3	3	0
Drug/Narcotic Violations	22	22	0
Weapon Law Violations	1	1	0
Driving Under The Influence	13	13	0
Trespass of Real Property	2	2	0
All Other Offenses	12	12	0
Others	6	6	0

Fairmont SP	TOTAL	91	91	0
--------------------	--------------	-----------	-----------	----------

Marion Co SO

Murder and Nonnegligent Manslaughter	1	1	0
Forcible Rape	2	2	0
Forcible Fondling	2	2	0
Aggravated Assault	35	32	3
Simple Assault	3	3	0
Intimidation	6	6	0
Burglary/Breaking & Entering	2	2	0
Counterfeiting/Forgery	3	3	0
Destruction/Damage/Vandalism of Property	3	3	0
Shoplifting	2	2	0
Theft From Building	1	0	1
Stolen Property Offenses	1	1	0
Drug/Narcotic Violations	78	78	0
Drug Equipment Violations	2	2	0
Weapon Law Violations	4	4	0
Disorderly Conduct	8	8	0
Driving Under The Influence	201	201	0
Drunkenness	4	4	0
Liquor Law Violations	11	9	2
Trespass of Real Property	4	4	0
All Other Offenses	80	80	0
Others	3	3	0

Marion Co SO	TOTAL	456	450	6
---------------------	--------------	------------	------------	----------

ARRESTS (Group "A" and "B") by AGENCY

2014

# of ARRESTS	Adult Arrests	Juvenile Arrests
--------------	---------------	------------------

TF--3 RIVERS

Drug/Narcotic Violations	29	29	0
TF--3 RIVERS TOTAL	29	29	0

White Hall PD

Intimidation	1	1	0
Counterfeiting/Forgery	4	4	0
False Pretenses/Swindle/Confidence Game	10	10	0
Shoplifting	3	3	0
Drug/Narcotic Violations	3	3	0
Disorderly Conduct	1	1	0
Driving Under The Influence	1	1	0
All Other Offenses	6	6	0
Others	1	1	0
White Hall PD TOTAL	30	30	0

Marion County	TOTAL	1,348	1,323	23
--	--------------	--------------	--------------	-----------

Marshall County

Benwood PD

Aggravated Assault	2	2	0
Simple Assault	3	3	0
Burglary/Breaking & Entering	3	3	0
Counterfeiting/Forgery	1	1	0
False Pretenses/Swindle/Confidence Game	2	2	0
Shoplifting	2	2	0
Drug/Narcotic Violations	1	1	0
Disorderly Conduct	1	1	0
Driving Under The Influence	2	2	0
Drunkenness	6	6	0
Liquor Law Violations	2	2	0
All Other Offenses	7	7	0
Benwood PD TOTAL	32	32	0

DNR - 1 - Marshall

All Other Offenses	23	22	1
DNR - 1 - Marshall TOTAL	23	22	1

ARRESTS (Group "A" and "B") by AGENCY

2014

# of ARRESTS	Adult Arrests	Juvenile Arrests
--------------	---------------	------------------

Glen Dale PD

Aggravated Assault	1	1	0
Simple Assault	3	3	0
Counterfeiting/Forgery	1	1	0
Motor Vehicle Theft	1	1	0
Drug/Narcotic Violations	5	5	0
Driving Under The Influence	14	14	0
Drunkenness	2	2	0
Liquor Law Violations	4	4	0
All Other Offenses	6	6	0
Others	2	2	0

Glen Dale PD	TOTAL	39	39	0
---------------------	--------------	-----------	-----------	----------

Marshall Co SO

Forcible Fondling	1	1	0
Aggravated Assault	27	24	3
Simple Assault	52	49	3
Intimidation	1	1	0
Burglary/Breaking & Entering	10	10	0
Counterfeiting/Forgery	2	2	0
Destruction/Damage/Vandalism of Property	1	1	0
Theft From Building	3	3	0
Motor Vehicle Theft	8	3	5
Drug/Narcotic Violations	15	13	2
Pornography/Obscene Material	1	1	0
Weapon Law Violations	5	1	4
Disorderly Conduct	2	1	1
Driving Under The Influence	31	31	0
Liquor Law Violations	2	2	0
All Other Offenses	50	42	8
Others	6	4	2

Marshall Co SO	TOTAL	217	189	28
-----------------------	--------------	------------	------------	-----------

Mc Mechen PD

Aggravated Assault	2	2	0
All Other Offenses	1	0	1

Mc Mechen PD	TOTAL	3	2	1
---------------------	--------------	----------	----------	----------

ARRESTS (Group "A" and "B") by AGENCY

2014

# of ARRESTS	Adult Arrests	Juvenile Arrests
--------------	---------------	------------------

Moundsville PD

Statutory Rape	1	1	0
Aggravated Assault	5	5	0
Simple Assault	32	29	3
Intimidation	1	1	0
Arson	1	1	0
Burglary/Breaking & Entering	1	1	0
Destruction/Damage/Vandalism of Property	1	1	0
False Pretenses/Swindle/Confidence Game	3	3	0
Shoplifting	110	109	1
Theft From Motor Vehicle	1	1	0
Drug/Narcotic Violations	13	13	0
Weapon Law Violations	3	3	0
Disorderly Conduct	10	10	0
Driving Under The Influence	30	29	1
Drunkenness	38	38	0
Liquor Law Violations	13	10	3
Trespass of Real Property	17	14	3
All Other Offenses	48	45	3
Others	5	5	0
Moundsville PD	TOTAL	333	319
			14

Moundsville SP

Sexual Assault With An Object	1	1	0
Statutory Rape	1	1	0
Aggravated Assault	2	2	0
Simple Assault	18	17	1
Intimidation	1	1	0
Burglary/Breaking & Entering	1	1	0
Counterfeiting/Forgery	1	1	0
Destruction/Damage/Vandalism of Property	2	2	0
False Pretenses/Swindle/Confidence Game	1	1	0
Theft From Building	2	2	0
Motor Vehicle Theft	1	1	0
Stolen Property Offenses	1	1	0
Drug/Narcotic Violations	99	99	0
Weapon Law Violations	1	1	0
Driving Under The Influence	22	22	0
Family Offenses (Nonviolent)	1	1	0
Liquor Law Violations	8	7	1
All Other Offenses	14	14	0
Others	1	1	0

Moundsville SP	TOTAL	178	176	2
Marshall County	TOTAL	825	779	46

ARRESTS (Group "A" and "B") by AGENCY

2014

of ARRESTS

Adult Arrests

Juvenile Arrests

Mason County

DNR - 5 - Mason

All Other Offenses	37	37	0
--------------------	----	----	---

DNR - 5 - Mason	TOTAL	37	37	0
------------------------	--------------	-----------	-----------	----------

Mason Co SO

Aggravated Assault	6	6	0
--------------------	---	---	---

Simple Assault	4	4	0
----------------	---	---	---

Intimidation	3	3	0
--------------	---	---	---

Counterfeiting/Forgery	2	2	0
------------------------	---	---	---

Destruction/Damage/Vandalism of Property	1	1	0
--	---	---	---

Theft From Building	2	2	0
---------------------	---	---	---

Theft From Motor Vehicle	2	2	0
--------------------------	---	---	---

Drug/Narcotic Violations	5	5	0
--------------------------	---	---	---

Weapon Law Violations	1	1	0
-----------------------	---	---	---

Driving Under The Influence	10	10	0
-----------------------------	----	----	---

Drunkenness	2	2	0
-------------	---	---	---

All Other Offenses	3	3	0
--------------------	---	---	---

Others	1	1	0
--------	---	---	---

Mason Co SO	TOTAL	42	42	0
--------------------	--------------	-----------	-----------	----------

Mason PD

Driving Under The Influence	1	1	0
-----------------------------	---	---	---

Mason PD	TOTAL	1	1	0
-----------------	--------------	----------	----------	----------

Point Pleasant PD

Aggravated Assault	3	3	0
--------------------	---	---	---

Simple Assault	19	19	0
----------------	----	----	---

Intimidation	2	2	0
--------------	---	---	---

Robbery	1	1	0
---------	---	---	---

Burglary/Breaking & Entering	1	1	0
------------------------------	---	---	---

Counterfeiting/Forgery	1	1	0
------------------------	---	---	---

Destruction/Damage/Vandalism of Property	1	1	0
--	---	---	---

False Pretenses/Swindle/Confidence Game	2	2	0
---	---	---	---

Shoplifting	19	19	0
-------------	----	----	---

Stolen Property Offenses	1	1	0
--------------------------	---	---	---

Drug/Narcotic Violations	16	16	0
--------------------------	----	----	---

Drug Equipment Violations	1	1	0
---------------------------	---	---	---

Disorderly Conduct	4	4	0
--------------------	---	---	---

Driving Under The Influence	6	6	0
-----------------------------	---	---	---

Drunkenness	1	1	0
-------------	---	---	---

Trespass of Real Property	3	3	0
---------------------------	---	---	---

All Other Offenses	4	4	0
--------------------	---	---	---

Others	8	8	0
--------	---	---	---

Point Pleasant PD	TOTAL	93	93	0
--------------------------	--------------	-----------	-----------	----------

ARRESTS (Group "A" and "B") by AGENCY

2014

# of ARRESTS	Adult Arrests	Juvenile Arrests
--------------	---------------	------------------

Point Pleasant SP

Aggravated Assault		7	7	0
Simple Assault		20	20	0
Intimidation		1	1	0
Burglary/Breaking & Entering		4	4	0
Counterfeiting/Forgery		1	1	0
Destruction/Damage/Vandalism of Property		5	5	0
Impersonation		2	2	0
Shoplifting		10	10	0
Theft of Motor Vehicle Parts/Accessories		1	1	0
Motor Vehicle Theft		1	1	0
Drug/Narcotic Violations		39	38	1
Drug Equipment Violations		1	1	0
Pornography/Obscene Material		1	1	0
Weapon Law Violations		1	1	0
Driving Under The Influence		22	22	0
Drunkenness		4	4	0
Family Offenses (Nonviolent)		2	2	0
Liquor Law Violations		8	7	1
All Other Offenses		19	19	0
Others		6	6	0
Point Pleasant SP	TOTAL	155	153	2
Mason County	TOTAL	328	326	2

McDowell County

DNR - 4 - McDowell

All Other Offenses		24	24	0
DNR - 4 - McDowell	TOTAL	24	24	0

ARRESTS (Group "A" and "B") by AGENCY

2014

# of ARRESTS	Adult Arrests	Juvenile Arrests
--------------	---------------	------------------

McDowell Co SO

Murder and Nonnegligent Manslaughter	2	2	0
Aggravated Assault	8	8	0
Simple Assault	52	52	0
Intimidation	26	26	0
Arson	1	1	0
Burglary/Breaking & Entering	3	3	0
Counterfeiting/Forgery	1	1	0
Credit Card/Automatic Teller Fraud	1	1	0
Theft of Motor Vehicle Parts/Accessories	1	1	0
Motor Vehicle Theft	1	1	0
Stolen Property Offenses	4	4	0
Drug/Narcotic Violations	46	46	0
Pornography/Obscene Material	1	1	0
Weapon Law Violations	4	4	0
Disorderly Conduct	34	34	0
Driving Under The Influence	151	151	0
Drunkenness	5	5	0
Family Offenses (Nonviolent)	3	3	0
Liquor Law Violations	6	6	0
Trespass of Real Property	6	6	0
All Other Offenses	244	243	1
Others	10	10	0

McDowell Co SO	TOTAL	610	609	1
-----------------------	--------------	------------	------------	----------

Welch PD

Forcible Fondling	1	1	0
Aggravated Assault	4	4	0
Simple Assault	2	2	0
Intimidation	1	1	0
Burglary/Breaking & Entering	1	1	0
Counterfeiting/Forgery	1	1	0
Theft From Building	1	1	0
Theft From Motor Vehicle	1	1	0
Drug/Narcotic Violations	1	1	0
Weapon Law Violations	2	2	0
Driving Under The Influence	1	1	0
All Other Offenses	6	6	0
Others	2	2	0

Welch PD	TOTAL	24	24	0
-----------------	--------------	-----------	-----------	----------

ARRESTS (Group "A" and "B") by AGENCY

2014

# of ARRESTS	Adult Arrests	Juvenile Arrests
--------------	---------------	------------------

Welch SP

Murder and Nonnegligent Manslaughter	3	3	0		
Forcible Rape	1	1	0		
Forcible Fondling	2	2	0		
Aggravated Assault	20	20	0		
Simple Assault	74	74	0		
Intimidation	27	27	0		
Burglary/Breaking & Entering	11	11	0		
Destruction/Damage/Vandalism of Property	12	12	0		
False Pretenses/Swindle/Confidence Game	3	3	0		
Pocket-picking	1	1	0		
Shoplifting	9	9	0		
Theft From Motor Vehicle	1	1	0		
Theft of Motor Vehicle Parts/Accessories	1	1	0		
Motor Vehicle Theft	4	4	0		
Stolen Property Offenses	1	1	0		
Drug/Narcotic Violations	37	37	0		
Weapon Law Violations	1	1	0		
Bad Checks	1	1	0		
Driving Under The Influence	18	18	0		
Drunkenness	1	1	0		
Liquor Law Violations	3	3	0		
Trespass of Real Property	2	2	0		
All Other Offenses	46	46	0		
Others	19	19	0		
Welch SP	TOTAL	298	298	0	
McDowell	County	TOTAL	956	955	1

Mercer County

BCI - Bluefield

Drug/Narcotic Violations	7	7	0	
BCI - Bluefield	TOTAL	7	7	0

ARRESTS (Group "A" and "B") by AGENCY

2014

# of ARRESTS	Adult Arrests	Juvenile Arrests
--------------	---------------	------------------

Bluefield PD

Murder and Nonnegligent Manslaughter	3	3	0
Forcible Rape	1	1	0
Aggravated Assault	46	46	0
Simple Assault	95	92	3
Intimidation	3	3	0
Robbery	2	2	0
Burglary/Breaking & Entering	7	5	2
Counterfeiting/Forgery	1	1	0
Destruction/Damage/Vandalism of Property	12	12	0
False Pretenses/Swindle/Confidence Game	5	5	0
Credit Card/Automatic Teller Fraud	3	3	0
Shoplifting	15	15	0
Theft From Building	1	1	0
Theft From Motor Vehicle	1	1	0
Drug/Narcotic Violations	20	20	0
Assisting or Promoting Prostitution	3	3	0
Weapon Law Violations	6	6	0
Bad Checks	1	1	0
Disorderly Conduct	10	10	0
Driving Under The Influence	29	29	0
Drunkenness	43	43	0
Trespass of Real Property	3	3	0
All Other Offenses	72	72	0
Others	22	22	0

Bluefield PD	TOTAL	404	399	5
---------------------	--------------	------------	------------	----------

DNR - 4 - Mercer

All Other Offenses	27	27	0
--------------------	----	----	---

DNR - 4 - Mercer	TOTAL	27	27	0
-------------------------	--------------	-----------	-----------	----------

Mercer Co SO

All Other Offenses	1	1	0
--------------------	---	---	---

Mercer Co SO	TOTAL	1	1	0
---------------------	--------------	----------	----------	----------

ARRESTS (Group "A" and "B") by AGENCY

2014

	# of ARRESTS	Adult Arrests	Juvenile Arrests
Princeton PD			
Forcible Rape	1	1	0
Statutory Rape	1	1	0
Aggravated Assault	21	21	0
Simple Assault	71	71	0
Intimidation	3	3	0
Robbery	2	1	1
Burglary/Breaking & Entering	6	6	0
Counterfeiting/Forgery	5	5	0
Destruction/Damage/Vandalism of Property	4	4	0
False Pretenses/Swindle/Confidence Game	3	3	0
Credit Card/Automatic Teller Fraud	1	1	0
Shoplifting	51	51	0
Theft From Building	3	3	0
Theft From Motor Vehicle	8	8	0
Motor Vehicle Theft	2	2	0
Stolen Property Offenses	5	5	0
Drug/Narcotic Violations	63	63	0
Prostitution	8	8	0
Weapon Law Violations	8	8	0
Disorderly Conduct	52	52	0
Driving Under The Influence	63	63	0
Drunkenness	11	11	0
Family Offenses (Nonviolent)	4	4	0
Liquor Law Violations	50	47	3
All Other Offenses	244	243	1
Others	8	8	0
Princeton PD	TOTAL	698	693
			5

ARRESTS (Group "A" and "B") by AGENCY

2014

# of ARRESTS	Adult Arrests	Juvenile Arrests
--------------	---------------	------------------

Princeton SP

Aggravated Assault	19	19	0
Simple Assault	99	98	1
Intimidation	71	69	2
Kidnaping/Abduction	1	1	0
Robbery	5	5	0
Burglary/Breaking & Entering	17	17	0
Counterfeiting/Forgery	10	9	1
Destruction/Damage/Vandalism of Property	8	8	0
False Pretenses/Swindle/Confidence Game	7	7	0
Credit Card/Automatic Teller Fraud	1	1	0
Pocket-picking	1	1	0
Shoplifting	73	71	2
Theft From Building	1	1	0
Theft From Motor Vehicle	1	1	0
Theft of Motor Vehicle Parts/Accessories	1	1	0
Motor Vehicle Theft	1	1	0
Stolen Property Offenses	1	1	0
Drug/Narcotic Violations	56	55	1
Drug Equipment Violations	5	5	0
Operating/Promoting/Assisting Gambling	5	5	0
Weapon Law Violations	2	2	0
Disorderly Conduct	9	9	0
Driving Under The Influence	105	105	0
Drunkenness	2	2	0
Liquor Law Violations	2	2	0
All Other Offenses	36	35	0
Others	26	26	0

Princeton SP	TOTAL	565	557	7
---------------------	--------------	------------	------------	----------

Turnpike - Mercer

Simple Assault	2	2	0
Destruction/Damage/Vandalism of Property	1	1	0
Drug/Narcotic Violations	10	6	4
Driving Under The Influence	9	9	0
Trespass of Real Property	1	1	0
All Other Offenses	3	3	0

Turnpike - Mercer	TOTAL	26	22	4
--------------------------	--------------	-----------	-----------	----------

Mercer	County	TOTAL	1,728	1,706	21
---------------	---------------	--------------	--------------	--------------	-----------

Mineral **County**

ARRESTS (Group "A" and "B") by AGENCY

2014

# of ARRESTS	Adult Arrests	Juvenile Arrests
--------------	---------------	------------------

DNR - 2 - Mineral

Drug/Narcotic Violations	1	1	0
All Other Offenses	71	67	2

DNR - 2 - Mineral	TOTAL	72	68	2
--------------------------	--------------	-----------	-----------	----------

Keyser PD

Aggravated Assault	3	3	0
Simple Assault	36	32	4
Kidnaping/Abduction	1	1	0
Robbery	2	2	0
Burglary/Breaking & Entering	1	1	0
Destruction/Damage/Vandalism of Property	1	1	0
Shoplifting	32	28	4
Theft From Building	2	1	1
Drug/Narcotic Violations	33	33	0
Drug Equipment Violations	5	5	0
Disorderly Conduct	9	8	1
Driving Under The Influence	15	15	0
Drunkenness	22	22	0
Liquor Law Violations	4	4	0
Trespass of Real Property	1	1	0
All Other Offenses	7	7	0

Keyser PD	TOTAL	174	164	10
------------------	--------------	------------	------------	-----------

ARRESTS (Group "A" and "B") by AGENCY

2014

# of ARRESTS	Adult Arrests	Juvenile Arrests
--------------	---------------	------------------

Keyser SP

	# of ARRESTS	Adult Arrests	Juvenile Arrests
Forcible Rape	2	2	0
Sexual Assault With An Object	1	1	0
Forcible Fondling	2	2	0
Aggravated Assault	9	9	0
Simple Assault	48	45	2
Intimidation	10	10	0
Kidnaping/Abduction	1	1	0
Burglary/Breaking & Entering	20	15	5
Counterfeiting/Forgery	7	7	0
Destruction/Damage/Vandalism of Property	12	12	0
False Pretenses/Swindle/Confidence Game	6	6	0
Shoplifting	26	26	0
Theft of Motor Vehicle Parts/Accessories	2	2	0
Motor Vehicle Theft	7	7	0
Stolen Property Offenses	1	1	0
Drug/Narcotic Violations	70	69	1
Drug Equipment Violations	1	1	0
Weapon Law Violations	2	2	0
Disorderly Conduct	1	1	0
Driving Under The Influence	27	27	0
Family Offenses (Nonviolent)	3	3	0
Liquor Law Violations	14	13	1
Trespass of Real Property	5	5	0
All Other Offenses	27	27	0
Others	22	22	0
Keyser SP	326	316	9
TOTAL	326	316	9

ARRESTS (Group "A" and "B") by AGENCY

2014

# of ARRESTS	Adult Arrests	Juvenile Arrests
--------------	---------------	------------------

Mineral Co SO

Murder and Nonnegligent Manslaughter	1	1	0
Aggravated Assault	26	23	3
Simple Assault	20	19	1
Kidnaping/Abduction	1	1	0
Burglary/Breaking & Entering	5	4	1
Counterfeiting/Forgery	4	4	0
Destruction/Damage/Vandalism of Property	2	2	0
Shoplifting	15	12	3
Theft From Building	4	4	0
Theft of Motor Vehicle Parts/Accessories	2	2	0
Motor Vehicle Theft	4	4	0
Stolen Property Offenses	1	1	0
Drug/Narcotic Violations	21	21	0
Drug Equipment Violations	2	2	0
Weapon Law Violations	2	2	0
Disorderly Conduct	4	4	0
Driving Under The Influence	18	18	0
Drunkenness	5	5	0
Liquor Law Violations	1	1	0
All Other Offenses	8	8	0
Others	1	1	0

Mineral Co SO	TOTAL	147	139	8
----------------------	--------------	------------	------------	----------

Potomac State College Police

Aggravated Assault	2	2	0
Intimidation	1	1	0
Stolen Property Offenses	1	1	0
Liquor Law Violations	5	5	0
Trespass of Real Property	1	1	0
All Other Offenses	3	3	0

Potomac State College Police	TOTAL	13	13	0
-------------------------------------	--------------	-----------	-----------	----------

Mineral County	TOTAL	732	700	29
-----------------------	--------------	------------	------------	-----------

Mingo County

DNR - 5 - Mingo

All Other Offenses	41	37	4
--------------------	----	----	---

DNR - 5 - Mingo	TOTAL	41	37	4
------------------------	--------------	-----------	-----------	----------

ARRESTS (Group "A" and "B") by AGENCY

2014

# of ARRESTS	Adult Arrests	Juvenile Arrests
--------------	---------------	------------------

Mingo Co SO

Aggravated Assault	13	12	1
Simple Assault	56	56	0
Intimidation	7	7	0
Burglary/Breaking & Entering	2	2	0
Destruction/Damage/Vandalism of Property	2	2	0
Shoplifting	1	1	0
Theft From Building	5	5	0
Theft From Motor Vehicle	1	1	0
Motor Vehicle Theft	1	1	0
Drug/Narcotic Violations	3	3	0
Drug Equipment Violations	2	2	0
Driving Under The Influence	23	23	0
Trespass of Real Property	1	1	0
All Other Offenses	10	10	0
Others	3	3	0

Mingo Co SO	TOTAL	130	129	1
--------------------	--------------	------------	------------	----------

Williamson PD

Forcible Rape	1	1	0
Forcible Fondling	1	1	0
Aggravated Assault	11	11	0
Simple Assault	40	40	0
Robbery	1	1	0
Burglary/Breaking & Entering	9	9	0
Counterfeiting/Forgery	1	1	0
Destruction/Damage/Vandalism of Property	7	7	0
Extortion/Blackmail	2	2	0
Shoplifting	1	1	0
Theft From Motor Vehicle	1	1	0
Stolen Property Offenses	4	4	0
Drug/Narcotic Violations	14	14	0
Weapon Law Violations	7	6	1
Disorderly Conduct	37	37	0
Driving Under The Influence	42	42	0
Drunkenness	14	14	0
Family Offenses (Nonviolent)	1	1	0
Trespass of Real Property	1	1	0
All Other Offenses	16	16	0
Others	8	8	0

Williamson PD	TOTAL	219	218	1
----------------------	--------------	------------	------------	----------

ARRESTS (Group "A" and "B") by AGENCY

2014

# of ARRESTS	Adult Arrests	Juvenile Arrests
--------------	---------------	------------------

Williamson SP

Forcible Rape	1	1	0
Sexual Assault With An Object	1	1	0
Statutory Rape	1	1	0
Aggravated Assault	29	29	0
Simple Assault	58	58	0
Intimidation	19	18	1
Burglary/Breaking & Entering	9	9	0
Counterfeiting/Forgery	5	5	0
Destruction/Damage/Vandalism of Property	5	5	0
Shoplifting	7	7	0
Motor Vehicle Theft	5	5	0
Stolen Property Offenses	1	1	0
Drug/Narcotic Violations	92	91	1
Drug Equipment Violations	1	1	0
Gambling Equipment Violations	1	1	0
Pornography/Obscene Material	1	1	0
Weapon Law Violations	4	4	0
Disorderly Conduct	3	3	0
Driving Under The Influence	51	51	0
Drunkenness	14	14	0
Family Offenses (Nonviolent)	3	3	0
Liquor Law Violations	17	17	0
All Other Offenses	22	22	0
Others	16	15	1

Williamson SP	TOTAL	366	363	3
Mingo County	TOTAL	756	747	9

Monongalia County

DNR - 1 - Monongalia

All Other Offenses	101	98	3
--------------------	-----	----	---

DNR - 1 - Monongalia	TOTAL	101	98	3
-----------------------------	--------------	------------	-----------	----------

ARRESTS (Group "A" and "B") by AGENCY

2014

# of ARRESTS	Adult Arrests	Juvenile Arrests
--------------	---------------	------------------

Granville PD

Aggravated Assault	4	4	0
Simple Assault	3	3	0
Burglary/Breaking & Entering	3	1	2
Destruction/Damage/Vandalism of Property	1	1	0
Credit Card/Automatic Teller Fraud	1	1	0
Shoplifting	99	93	6
Drug/Narcotic Violations	12	12	0
Bad Checks	1	1	0
Disorderly Conduct	1	1	0
Driving Under The Influence	2	2	0
Drunkenness	4	4	0
Liquor Law Violations	1	1	0
All Other Offenses	7	7	0
Others	3	2	1

Granville PD	TOTAL	142	133	9
---------------------	--------------	------------	------------	----------

Monongalia Co SO

Forcible Rape	1	1	0
Aggravated Assault	27	27	0
Simple Assault	1	1	0
Robbery	4	4	0
Burglary/Breaking & Entering	10	10	0
Counterfeiting/Forgery	5	5	0
Destruction/Damage/Vandalism of Property	5	5	0
False Pretenses/Swindle/Confidence Game	2	2	0
Credit Card/Automatic Teller Fraud	2	2	0
Shoplifting	37	37	0
Motor Vehicle Theft	3	3	0
Stolen Property Offenses	2	2	0
Drug/Narcotic Violations	21	21	0
Weapon Law Violations	5	4	1
Bad Checks	2	2	0
Disorderly Conduct	4	4	0
Driving Under The Influence	206	205	1
Drunkenness	6	6	0
Liquor Law Violations	13	13	0
Trespass of Real Property	2	2	0
All Other Offenses	72	72	0
Others	9	9	0

Monongalia Co SO	TOTAL	439	437	2
-------------------------	--------------	------------	------------	----------

ARRESTS (Group "A" and "B") by AGENCY

2014

# of ARRESTS	Adult Arrests	Juvenile Arrests
--------------	---------------	------------------

Morgantown PD

	# of ARRESTS	Adult Arrests	Juvenile Arrests
Murder and Nonnegligent Manslaughter	3	3	0
Sexual Assault With An Object	1	1	0
Forcible Fondling	4	4	0
Aggravated Assault	22	22	0
Simple Assault	88	83	5
Intimidation	21	18	3
Kidnaping/Abduction	2	2	0
Robbery	15	13	2
Arson	2	2	0
Burglary/Breaking & Entering	28	26	2
Counterfeiting/Forgery	2	2	0
Destruction/Damage/Vandalism of Property	36	32	4
False Pretenses/Swindle/Confidence Game	5	5	0
Credit Card/Automatic Teller Fraud	2	2	0
Impersonation	2	2	0
Shoplifting	184	179	5
Theft From Motor Vehicle	2	2	0
Motor Vehicle Theft	5	5	0
Stolen Property Offenses	11	9	2
Drug/Narcotic Violations	84	77	7
Weapon Law Violations	4	3	1
Curfew/Loitering/Vagrancy Violations	1	1	0
Disorderly Conduct	49	48	1
Driving Under The Influence	269	268	1
Drunkenness	3	3	0
Family Offenses (Nonviolent)	6	6	0
Liquor Law Violations	93	88	5
Trespass of Real Property	15	8	7
All Other Offenses	157	156	1
Others	27	25	2
Morgantown PD	1,143	1,095	48
TOTAL	1,143	1,095	48

ARRESTS (Group "A" and "B") by AGENCY

2014

# of ARRESTS	Adult Arrests	Juvenile Arrests
--------------	---------------	------------------

Morgantown SP

Forcible Fondling	1	1	0
Aggravated Assault	8	8	0
Simple Assault	76	71	5
Intimidation	14	14	0
Kidnaping/Abduction	1	1	0
Robbery	6	6	0
Burglary/Breaking & Entering	11	10	1
Counterfeiting/Forgery	3	3	0
Destruction/Damage/Vandalism of Property	28	23	5
False Pretenses/Swindle/Confidence Game	4	3	1
Shoplifting	52	51	1
Theft From Motor Vehicle	1	1	0
Motor Vehicle Theft	3	3	0
Stolen Property Offenses	5	5	0
Drug/Narcotic Violations	32	32	0
Drug Equipment Violations	2	2	0
Weapon Law Violations	5	5	0
Bad Checks	4	4	0
Disorderly Conduct	4	4	0
Driving Under The Influence	63	62	1
Drunkenness	6	6	0
Liquor Law Violations	16	16	0
Runaway	1	0	1
Trespass of Real Property	1	1	0
All Other Offenses	24	24	0
Others	15	15	0

Morgantown SP	TOTAL	386	371	15
----------------------	--------------	------------	------------	-----------

WV University - Police

Aggravated Assault	3	3	0
Simple Assault	2	2	0
Destruction/Damage/Vandalism of Property	5	5	0
Theft From Building	2	2	0
Stolen Property Offenses	1	1	0
Drug/Narcotic Violations	67	67	0
Disorderly Conduct	4	4	0
Driving Under The Influence	49	49	0
Drunkenness	28	28	0
Liquor Law Violations	392	391	1
Trespass of Real Property	8	8	0
All Other Offenses	38	38	0
Others	1	1	0

WV University - Police	TOTAL	600	599	1
-------------------------------	--------------	------------	------------	----------

Monongalia County	TOTAL	2,811	2,733	78
--------------------------	--------------	--------------	--------------	-----------

ARRESTS (Group "A" and "B") by AGENCY

2014

of ARRESTS

Adult Arrests

Juvenile Arrests

Monroe County

Alderson PD

Simple Assault	2	2	0
Drug/Narcotic Violations	1	1	0
Disorderly Conduct	9	9	0
Driving Under The Influence	6	6	0
Drunkenness	1	1	0
All Other Offenses	26	26	0

Alderson PD TOTAL 45 45 0

DNR - 4 - Monroe

All Other Offenses	8	8	0
--------------------	---	---	---

DNR - 4 - Monroe TOTAL 8 8 0

Union SP

Forcible Fondling	1	1	0
Aggravated Assault	6	6	0
Simple Assault	17	17	0
Intimidation	1	1	0
Burglary/Breaking & Entering	3	3	0
Destruction/Damage/Vandalism of Property	1	1	0
False Pretenses/Swindle/Confidence Game	1	1	0
Impersonation	1	1	0
Shoplifting	1	1	0
Motor Vehicle Theft	2	2	0
Stolen Property Offenses	1	1	0
Drug/Narcotic Violations	14	14	0
Weapon Law Violations	1	1	0
Disorderly Conduct	4	4	0
Driving Under The Influence	10	10	0
Liquor Law Violations	4	1	3
Trespass of Real Property	3	3	0
All Other Offenses	10	9	1
Others	13	13	0

Union SP TOTAL 94 90 4

Monroe County TOTAL 147 143 4

Morgan County

ARRESTS (Group "A" and "B") by AGENCY

2014

# of ARRESTS	Adult Arrests	Juvenile Arrests
--------------	---------------	------------------

Berkeley Springs (BATH)

Shoplifting	2	2	0
Drug/Narcotic Violations	2	2	0
Driving Under The Influence	2	2	0
All Other Offenses	2	2	0

Berkeley Springs (BATH) PD TOTAL **8** **8** **0**

Berkeley Springs SP

Forcible Fondling	1	1	0
Aggravated Assault	5	5	0
Simple Assault	16	15	1
Intimidation	5	5	0
Burglary/Breaking & Entering	3	3	0
Counterfeiting/Forgery	1	1	0
False Pretenses/Swindle/Confidence Game	2	2	0
Shoplifting	6	5	1
Theft of Motor Vehicle Parts/Accessories	8	8	0
Motor Vehicle Theft	1	1	0
Stolen Property Offenses	2	2	0
Drug/Narcotic Violations	25	25	0
Drug Equipment Violations	1	1	0
Driving Under The Influence	8	7	1
Drunkenness	10	10	0
Liquor Law Violations	13	13	0
Trespass of Real Property	1	1	0
All Other Offenses	9	9	0
Others	12	9	3

Berkeley Springs SP TOTAL **129** **123** **6**

DNR - 2 - Morgan

Liquor Law Violations	1	1	0
All Other Offenses	19	18	0

DNR - 2 - Morgan TOTAL **20** **19** **0**

ARRESTS (Group "A" and "B") by AGENCY

2014

# of ARRESTS	Adult Arrests	Juvenile Arrests
--------------	---------------	------------------

Morgan Co SO

Murder and Nonnegligent Manslaughter	1	1	0
Forcible Rape	2	2	0
Forcible Fondling	1	1	0
Aggravated Assault	26	26	0
Burglary/Breaking & Entering	2	2	0
Destruction/Damage/Vandalism of Property	1	1	0
False Pretenses/Swindle/Confidence Game	2	2	0
Shoplifting	2	2	0
Drug/Narcotic Violations	34	31	3
Weapon Law Violations	4	3	1
Curfew/Loitering/Vagrancy Violations	10	10	0
Disorderly Conduct	2	2	0
Driving Under The Influence	48	48	0
Drunkenness	1	1	0
Liquor Law Violations	9	6	3
Trespass of Real Property	2	2	0
All Other Offenses	54	52	2
Morgan Co SO	TOTAL	201	192
Morgan	County	TOTAL	358
		342	15

Nicholas County

ARRESTS (Group "A" and "B") by AGENCY

2014

# of ARRESTS	Adult Arrests	Juvenile Arrests
--------------	---------------	------------------

Nicholas Co SO

Forcible Rape	5	5	0
Forcible Fondling	1	1	0
Aggravated Assault	65	65	0
Simple Assault	9	9	0
Intimidation	5	5	0
Arson	1	1	0
Burglary/Breaking & Entering	7	7	0
Counterfeiting/Forgery	4	4	0
Destruction/Damage/Vandalism of Property	4	4	0
False Pretenses/Swindle/Confidence Game	3	3	0
Credit Card/Automatic Teller Fraud	4	4	0
Shoplifting	12	12	0
Drug/Narcotic Violations	5	5	0
Drug Equipment Violations	5	5	0
Weapon Law Violations	6	6	0
Bad Checks	44	44	0
Disorderly Conduct	1	1	0
Driving Under The Influence	15	15	0
Trespass of Real Property	4	4	0
All Other Offenses	129	129	0
Others	22	22	0

Nicholas Co SO	TOTAL	351	351	0
-----------------------	--------------	------------	------------	----------

Richwood SP

Forcible Sodomy	1	1	0
Forcible Fondling	4	3	1
Incest	2	2	0
Aggravated Assault	2	2	0
Simple Assault	5	5	0
Intimidation	2	2	0
Burglary/Breaking & Entering	1	1	0
Counterfeiting/Forgery	1	1	0
Destruction/Damage/Vandalism of Property	4	4	0
Shoplifting	3	3	0
Theft From Building	3	3	0
Motor Vehicle Theft	2	2	0
Drug/Narcotic Violations	9	9	0
Driving Under The Influence	7	7	0
Drunkenness	6	6	0
All Other Offenses	15	15	0
Others	3	3	0

Richwood SP	TOTAL	70	69	1
--------------------	--------------	-----------	-----------	----------

ARRESTS (Group "A" and "B") by AGENCY

2014

# of ARRESTS	Adult Arrests	Juvenile Arrests
--------------	---------------	------------------

Summersville PD

Aggravated Assault	11	11	0
Simple Assault	3	3	0
Counterfeiting/Forgery	1	1	0
Destruction/Damage/Vandalism of Property	4	4	0
Credit Card/Automatic Teller Fraud	2	2	0
Shoplifting	104	104	0
Drug/Narcotic Violations	56	56	0
Drug Equipment Violations	3	3	0
Weapon Law Violations	1	1	0
Disorderly Conduct	6	6	0
Driving Under The Influence	17	17	0
Drunkenness	4	4	0
Liquor Law Violations	3	3	0
Trespass of Real Property	6	6	0
All Other Offenses	36	36	0
Others	10	10	0

Summersville PD	TOTAL	267	267	0
------------------------	--------------	------------	------------	----------

Summersville SP

Forcible Fondling	1	1	0
Aggravated Assault	3	3	0
Simple Assault	5	5	0
Intimidation	5	5	0
Counterfeiting/Forgery	1	1	0
False Pretenses/Swindle/Confidence Game	3	3	0
Shoplifting	2	2	0
Motor Vehicle Theft	1	1	0
Drug/Narcotic Violations	10	10	0
Drug Equipment Violations	4	4	0
Weapon Law Violations	1	1	0
Driving Under The Influence	18	17	1
Trespass of Real Property	1	1	0
All Other Offenses	17	17	0
Others	1	1	0

Summersville SP	TOTAL	73	72	1
------------------------	--------------	-----------	-----------	----------

Nicholas County	TOTAL	761	759	2
------------------------	--------------	------------	------------	----------

Ohio County

Bethlehem PD

Aggravated Assault	1	1	0
Driving Under The Influence	1	1	0

Bethlehem PD	TOTAL	2	2	0
---------------------	--------------	----------	----------	----------

ARRESTS (Group "A" and "B") by AGENCY

2014

# of ARRESTS	Adult Arrests	Juvenile Arrests
--------------	---------------	------------------

DNR - 1 - Ohio

All Other Offenses	40	36	4
--------------------	----	----	---

DNR - 1 - Ohio	TOTAL	40	36	4
-----------------------	--------------	-----------	-----------	----------

Ohio Co SO

Aggravated Assault	11	11	0
--------------------	----	----	---

Simple Assault	19	19	0
----------------	----	----	---

Intimidation	1	1	0
--------------	---	---	---

Kidnaping/Abduction	1	1	0
---------------------	---	---	---

Burglary/Breaking & Entering	8	8	0
------------------------------	---	---	---

Counterfeiting/Forgery	2	2	0
------------------------	---	---	---

False Pretenses/Swindle/Confidence Game	4	4	0
---	---	---	---

Credit Card/Automatic Teller Fraud	1	1	0
------------------------------------	---	---	---

Shoplifting	22	20	2
-------------	----	----	---

Theft From Building	1	1	0
---------------------	---	---	---

Drug/Narcotic Violations	31	30	1
--------------------------	----	----	---

Assisting or Promoting Prostitution	1	1	0
-------------------------------------	---	---	---

Weapon Law Violations	3	3	0
-----------------------	---	---	---

Bad Checks	1	1	0
------------	---	---	---

Disorderly Conduct	4	4	0
--------------------	---	---	---

Driving Under The Influence	39	39	0
-----------------------------	----	----	---

Drunkenness	1	1	0
-------------	---	---	---

Liquor Law Violations	5	1	4
-----------------------	---	---	---

Trespass of Real Property	1	1	0
---------------------------	---	---	---

All Other Offenses	64	61	3
--------------------	----	----	---

Others	8	5	3
--------	---	---	---

Ohio Co SO	TOTAL	228	215	13
-------------------	--------------	------------	------------	-----------

tf Ohio Valley Drug & Vio

Aggravated Assault	1	1	0
--------------------	---	---	---

Drug/Narcotic Violations	18	18	0
--------------------------	----	----	---

Assisting or Promoting Prostitution	1	1	0
-------------------------------------	---	---	---

All Other Offenses	3	3	0
--------------------	---	---	---

tf Ohio Valley Drug & Vio Crim	TOTAL	23	23	0
---	--------------	-----------	-----------	----------

ARRESTS (Group "A" and "B") by AGENCY

2014

# of ARRESTS	Adult Arrests	Juvenile Arrests
--------------	---------------	------------------

Wheeling PD

Aggravated Assault	60	60	0
Simple Assault	117	116	1
Intimidation	21	21	0
Robbery	4	3	1
Arson	1	1	0
Burglary/Breaking & Entering	13	13	0
Destruction/Damage/Vandalism of Property	12	12	0
Credit Card/Automatic Teller Fraud	1	1	0
Shoplifting	68	65	3
Theft From Motor Vehicle	2	2	0
Motor Vehicle Theft	2	2	0
Stolen Property Offenses	2	2	0
Drug/Narcotic Violations	109	105	4
Drug Equipment Violations	1	1	0
Assisting or Promoting Prostitution	4	4	0
Weapon Law Violations	12	12	0
Bad Checks	3	3	0
Curfew/Loitering/Vagrancy Violations	1	0	1
Disorderly Conduct	13	13	0
Driving Under The Influence	81	81	0
Drunkenness	94	94	0
Trespass of Real Property	3	3	0
All Other Offenses	324	322	2
Others	14	14	0
Wheeling PD	TOTAL	962	950
			12

ARRESTS (Group "A" and "B") by AGENCY

2014

# of ARRESTS	Adult Arrests	Juvenile Arrests
--------------	---------------	------------------

Wheeling SP

Forcible Rape	1	1	0		
Sexual Assault With An Object	1	1	0		
Forcible Fondling	1	1	0		
Aggravated Assault	2	2	0		
Simple Assault	12	12	0		
Intimidation	4	4	0		
Kidnaping/Abduction	1	1	0		
Burglary/Breaking & Entering	3	3	0		
Destruction/Damage/Vandalism of Property	1	1	0		
False Pretenses/Swindle/Confidence Game	2	2	0		
Impersonation	1	1	0		
Shoplifting	12	12	0		
Motor Vehicle Theft	2	2	0		
Stolen Property Offenses	2	2	0		
Drug/Narcotic Violations	192	189	3		
Disorderly Conduct	4	4	0		
Driving Under The Influence	61	61	0		
Drunkenness	4	4	0		
Liquor Law Violations	21	17	4		
Trespass of Real Property	2	0	2		
All Other Offenses	37	37	0		
Others	2	1	1		
Wheeling SP	TOTAL	368	358	10	
Ohio	County	TOTAL	1,623	1,584	39

Pendleton County

DNR - 2 - Pendleton

Liquor Law Violations	1	1	0	
All Other Offenses	51	47	3	
DNR - 2 - Pendleton	TOTAL	52	48	3

ARRESTS (Group "A" and "B") by AGENCY

2014

# of ARRESTS	Adult Arrests	Juvenile Arrests
--------------	---------------	------------------

Franklin SP

Aggravated Assault		4	4	0
Simple Assault		18	18	0
Intimidation		5	5	0
Robbery		1	1	0
Burglary/Breaking & Entering		3	3	0
Destruction/Damage/Vandalism of Property		1	1	0
False Pretenses/Swindle/Confidence Game		1	1	0
Shoplifting		4	4	0
Drug/Narcotic Violations		6	6	0
Weapon Law Violations		1	1	0
Driving Under The Influence		12	11	1
Drunkenness		2	2	0
Liquor Law Violations		6	3	3
Trespass of Real Property		1	1	0
All Other Offenses		24	22	2
Others		2	2	0
Franklin SP	TOTAL	91	85	6
Pendleton County	TOTAL	143	133	9

Pleasants County

DNR - 6 - Pleasants

All Other Offenses		11	11	0
DNR - 6 - Pleasants	TOTAL	11	11	0

Pleasants Co SO

Simple Assault		6	6	0
Driving Under The Influence		1	1	0
Pleasants Co SO	TOTAL	7	7	0

ARRESTS (Group "A" and "B") by AGENCY

2014

# of ARRESTS	Adult Arrests	Juvenile Arrests
--------------	---------------	------------------

St Marys SP

Forcible Rape	1	1	0	
Sexual Assault With An Object	1	1	0	
Aggravated Assault	6	6	0	
Simple Assault	7	7	0	
Intimidation	2	2	0	
Kidnaping/Abduction	1	1	0	
Destruction/Damage/Vandalism of Property	3	3	0	
False Pretenses/Swindle/Confidence Game	1	1	0	
Theft From Building	2	2	0	
Drug/Narcotic Violations	24	22	2	
Drug Equipment Violations	1	1	0	
Weapon Law Violations	3	0	3	
Bad Checks	5	5	0	
Driving Under The Influence	3	3	0	
Family Offenses (Nonviolent)	1	1	0	
Liquor Law Violations	3	3	0	
All Other Offenses	10	10	0	
Others	1	1	0	
St Marys SP	TOTAL	75	70	5
Pleasants County	TOTAL	93	88	5

Pocahontas County

ARRESTS (Group "A" and "B") by AGENCY

2014

# of ARRESTS	Adult Arrests	Juvenile Arrests
--------------	---------------	------------------

Marlinton SP

Sexual Assault With An Object	1	1	0
Forcible Fondling	3	3	0
Aggravated Assault	5	5	0
Simple Assault	28	28	0
Intimidation	7	7	0
Kidnaping/Abduction	1	1	0
Burglary/Breaking & Entering	3	3	0
Destruction/Damage/Vandalism of Property	7	7	0
False Pretenses/Swindle/Confidence Game	1	1	0
Shoplifting	12	12	0
Theft From Building	1	1	0
Drug/Narcotic Violations	28	28	0
Weapon Law Violations	3	3	0
Disorderly Conduct	3	2	1
Driving Under The Influence	18	18	0
Drunkenness	7	7	0
Liquor Law Violations	18	8	10
Trespass of Real Property	1	1	0
All Other Offenses	12	12	0
Others	6	6	0

Marlinton SP	TOTAL	165	154	11
---------------------	--------------	------------	------------	-----------

Pocahontas Co SO

Aggravated Assault	1	1	0
Simple Assault	10	9	1
Intimidation	1	1	0
Burglary/Breaking & Entering	2	2	0
Destruction/Damage/Vandalism of Property	1	1	0
Theft From Motor Vehicle	1	1	0
Motor Vehicle Theft	2	2	0
Drug/Narcotic Violations	2	2	0
Driving Under The Influence	5	5	0
Drunkenness	2	2	0
Liquor Law Violations	1	1	0
All Other Offenses	9	9	0
Others	1	1	0

Pocahontas Co SO	TOTAL	38	37	1
-------------------------	--------------	-----------	-----------	----------

Pocahontas County	TOTAL	203	191	12
--------------------------	--------------	------------	------------	-----------

Preston County

DNR - 1 - Preston

All Other Offenses	54	48	5
--------------------	----	----	---

DNR - 1 - Preston	TOTAL	54	48	5
--------------------------	--------------	-----------	-----------	----------

ARRESTS (Group "A" and "B") by AGENCY

2014

# of ARRESTS	Adult Arrests	Juvenile Arrests
--------------	---------------	------------------

Kingwood PD

Aggravated Assault	1	1	0
Driving Under The Influence	1	1	0
All Other Offenses	1	1	0

Kingwood PD	TOTAL	3	3	0
--------------------	--------------	----------	----------	----------

Kingwood SP

Murder and Nonnegligent Manslaughter	1	1	0
Forcible Rape	5	5	0
Forcible Fondling	1	1	0
Aggravated Assault	6	6	0
Simple Assault	50	50	0
Intimidation	6	6	0
Robbery	2	2	0
Arson	1	1	0
Burglary/Breaking & Entering	8	7	1
Counterfeiting/Forgery	4	4	0
Destruction/Damage/Vandalism of Property	7	7	0
False Pretenses/Swindle/Confidence Game	2	2	0
Shoplifting	5	5	0
Drug/Narcotic Violations	17	17	0
Drug Equipment Violations	3	3	0
Pornography/Obscene Material	1	1	0
Weapon Law Violations	2	2	0
Disorderly Conduct	2	2	0
Driving Under The Influence	15	15	0
Family Offenses (Nonviolent)	2	2	0
Trespass of Real Property	2	2	0
All Other Offenses	19	19	0
Others	5	5	0

Kingwood SP	TOTAL	166	165	1
--------------------	--------------	------------	------------	----------

ARRESTS (Group "A" and "B") by AGENCY

2014

# of ARRESTS	Adult Arrests	Juvenile Arrests
--------------	---------------	------------------

Preston Co SO

Aggravated Assault	15	15	0
Simple Assault	6	6	0
Intimidation	4	4	0
Burglary/Breaking & Entering	9	9	0
Counterfeiting/Forgery	3	3	0
Destruction/Damage/Vandalism of Property	1	1	0
False Pretenses/Swindle/Confidence Game	1	1	0
Shoplifting	2	2	0
Theft From Building	3	3	0
Motor Vehicle Theft	1	1	0
Stolen Property Offenses	2	2	0
Drug/Narcotic Violations	20	20	0
Bad Checks	14	14	0
Driving Under The Influence	18	18	0
Trespass of Real Property	2	2	0
All Other Offenses	41	41	0
Others	2	2	0
Preston Co SO	TOTAL	144	144
		0	0

Reedsville PD

Shoplifting	1	1	0
Drug/Narcotic Violations	1	1	0
Driving Under The Influence	1	1	0
All Other Offenses	5	5	0
Reedsville PD	TOTAL	8	8
		0	0

Preston	County	TOTAL	375	368	6
----------------	---------------	--------------	------------	------------	----------

Putnam County

DNR - 5 - Putnam

All Other Offenses	71	66	5
DNR - 5 - Putnam	TOTAL	71	66
		5	5

Eleanor PD

Drug/Narcotic Violations	1	1	0
All Other Offenses	3	3	0
Eleanor PD	TOTAL	4	4
		0	0

ARRESTS (Group "A" and "B") by AGENCY

2014

# of ARRESTS	Adult Arrests	Juvenile Arrests
--------------	---------------	------------------

Hurricane PD

Murder and Nonnegligent Manslaughter	1	1	0
Aggravated Assault	3	3	0
Burglary/Breaking & Entering	1	1	0
Counterfeiting/Forgery	1	1	0
Destruction/Damage/Vandalism of Property	1	1	0
Shoplifting	39	39	0
Theft From Building	5	5	0
Drug/Narcotic Violations	12	12	0
Driving Under The Influence	7	7	0
Drunkenness	11	11	0
Trespass of Real Property	1	1	0
All Other Offenses	24	24	0
Others	2	2	0

Hurricane PD	TOTAL	108	108	0
---------------------	--------------	------------	------------	----------

Putnam Co SO

Murder and Nonnegligent Manslaughter	1	1	0
Forcible Rape	1	1	0
Aggravated Assault	81	81	0
Simple Assault	1	1	0
Intimidation	7	7	0
Kidnaping/Abduction	1	1	0
Burglary/Breaking & Entering	5	5	0
Counterfeiting/Forgery	1	1	0
Destruction/Damage/Vandalism of Property	7	7	0
False Pretenses/Swindle/Confidence Game	3	3	0
Shoplifting	2	2	0
Theft From Motor Vehicle	1	1	0
Motor Vehicle Theft	5	5	0
Stolen Property Offenses	1	1	0
Drug/Narcotic Violations	33	33	0
Weapon Law Violations	7	7	0
Disorderly Conduct	2	2	0
Driving Under The Influence	87	87	0
All Other Offenses	63	63	0
Others	12	12	0

Putnam Co SO	TOTAL	321	321	0
---------------------	--------------	------------	------------	----------

ARRESTS (Group "A" and "B") by AGENCY

2014

# of ARRESTS	Adult Arrests	Juvenile Arrests
--------------	---------------	------------------

Winfield PD

Aggravated Assault	1	1	0
Simple Assault	1	1	0
Intimidation	4	4	0
Counterfeiting/Forgery	4	4	0
Shoplifting	1	1	0
Theft From Building	1	1	0
Drug/Narcotic Violations	1	1	0
Weapon Law Violations	1	1	0
Disorderly Conduct	1	1	0
Driving Under The Influence	8	8	0
Drunkenness	2	2	0
All Other Offenses	14	14	0
Others	2	2	0
Winfield PD	TOTAL	41	41
			0

Winfield SP

Aggravated Assault	6	6	0
Simple Assault	18	18	0
Intimidation	5	5	0
Burglary/Breaking & Entering	5	5	0
Counterfeiting/Forgery	12	12	0
Destruction/Damage/Vandalism of Property	6	6	0
False Pretenses/Swindle/Confidence Game	6	6	0
Impersonation	3	3	0
Shoplifting	5	5	0
Theft From Building	1	1	0
Motor Vehicle Theft	2	2	0
Stolen Property Offenses	8	8	0
Drug/Narcotic Violations	61	60	1
Weapon Law Violations	1	1	0
Driving Under The Influence	8	8	0
Drunkenness	1	1	0
Family Offenses (Nonviolent)	2	2	0
Liquor Law Violations	2	2	0
Trespass of Real Property	1	1	0
All Other Offenses	32	30	1
Others	10	10	0
Winfield SP	TOTAL	195	192
			2

Putnam	County	TOTAL	740	732	7
---------------	---------------	--------------	------------	------------	----------

RALEIGH County

ARRESTS (Group "A" and "B") by AGENCY

2014

# of ARRESTS	Adult Arrests	Juvenile Arrests
--------------	---------------	------------------

BCI - Beckley

Drug/Narcotic Violations	73	73	0
Drug Equipment Violations	6	6	0

BCI - Beckley	TOTAL	79	79	0
----------------------	--------------	-----------	-----------	----------

Beckley PD

Murder and Nonnegligent Manslaughter	1	1	0
Forcible Rape	1	1	0
Sexual Assault With An Object	1	1	0
Forcible Fondling	2	2	0
Aggravated Assault	53	49	4
Simple Assault	211	193	18
Intimidation	33	30	3
Kidnaping/Abduction	4	4	0
Robbery	14	13	1
Arson	2	2	0
Burglary/Breaking & Entering	34	30	4
Counterfeiting/Forgery	15	14	1
Destruction/Damage/Vandalism of Property	30	26	4
False Pretenses/Swindle/Confidence Game	27	27	0
Credit Card/Automatic Teller Fraud	1	1	0
Welfare Fraud	2	2	0
Purse-snatching	1	1	0
Shoplifting	404	380	24
Theft From Building	2	2	0
Theft From Motor Vehicle	10	9	1
Motor Vehicle Theft	8	8	0
Stolen Property Offenses	7	7	0
Drug/Narcotic Violations	152	138	14
Prostitution	7	7	0
Assisting or Promoting Prostitution	10	10	0
Weapon Law Violations	12	9	3
Curfew/Loitering/Vagrancy Violations	2	1	1
Disorderly Conduct	54	50	4
Driving Under The Influence	300	299	1
Drunkenness	125	125	0
Liquor Law Violations	67	66	1
Runaway	6	0	6
Trespass of Real Property	29	29	0
All Other Offenses	218	180	38
Others	56	55	1

Beckley PD	TOTAL	1,901	1,772	129
-------------------	--------------	--------------	--------------	------------

ARRESTS (Group "A" and "B") by AGENCY

2014

# of ARRESTS	Adult Arrests	Juvenile Arrests
--------------	---------------	------------------

Beckley SP

Murder and Nonnegligent Manslaughter	2	2	0
Forcible Rape	1	1	0
Statutory Rape	1	1	0
Aggravated Assault	21	21	0
Simple Assault	46	45	1
Intimidation	8	8	0
Arson	2	2	0
Burglary/Breaking & Entering	35	35	0
Counterfeiting/Forgery	28	28	0
Destruction/Damage/Vandalism of Property	25	7	18
False Pretenses/Swindle/Confidence Game	12	12	0
Shoplifting	58	55	3
Theft of Motor Vehicle Parts/Accessories	4	4	0
Motor Vehicle Theft	8	8	0
Stolen Property Offenses	8	8	0
Drug/Narcotic Violations	128	127	1
Drug Equipment Violations	5	5	0
Prostitution	2	2	0
Weapon Law Violations	2	2	0
Disorderly Conduct	7	7	0
Driving Under The Influence	41	41	0
Drunkenness	20	20	0
Liquor Law Violations	1	1	0
Trespass of Real Property	2	2	0
All Other Offenses	53	53	0
Others	47	47	0

Beckley SP	TOTAL	567	544	23
-------------------	--------------	------------	------------	-----------

DNR - 4 - Raleigh

Trespass of Real Property	2	2	0
All Other Offenses	37	35	2

DNR - 4 - Raleigh	TOTAL	39	37	2
--------------------------	--------------	-----------	-----------	----------

Mabscott PD

Robbery	1	1	0
Burglary/Breaking & Entering	1	1	0
Drug/Narcotic Violations	2	2	0
All Other Offenses	1	1	0

Mabscott PD	TOTAL	5	5	0
--------------------	--------------	----------	----------	----------

ARRESTS (Group "A" and "B") by AGENCY

2014

# of ARRESTS	Adult Arrests	Juvenile Arrests
--------------	---------------	------------------

Raleigh Co SO

	# of ARRESTS	Adult Arrests	Juvenile Arrests
Murder and Nonnegligent Manslaughter	1	1	0
Forcible Rape	1	1	0
Sexual Assault With An Object	1	1	0
Forcible Fondling	1	1	0
Aggravated Assault	45	45	0
Simple Assault	124	124	0
Intimidation	13	13	0
Robbery	14	14	0
Arson	1	1	0
Burglary/Breaking & Entering	38	38	0
Counterfeiting/Forgery	7	7	0
Destruction/Damage/Vandalism of Property	10	10	0
False Pretenses/Swindle/Confidence Game	5	5	0
Credit Card/Automatic Teller Fraud	4	4	0
Impersonation	1	1	0
Shoplifting	48	48	0
Theft From Building	1	1	0
Theft From Motor Vehicle	5	5	0
Theft of Motor Vehicle Parts/Accessories	1	1	0
Motor Vehicle Theft	8	8	0
Stolen Property Offenses	13	13	0
Drug/Narcotic Violations	18	18	0
Weapon Law Violations	7	7	0
Bad Checks	34	34	0
Disorderly Conduct	18	18	0
Driving Under The Influence	54	54	0
Drunkenness	8	8	0
Liquor Law Violations	2	2	0
Trespass of Real Property	2	2	0
All Other Offenses	242	242	0
Others	43	43	0
Raleigh Co SO	770	770	0
TOTAL	770	770	0

ARRESTS (Group "A" and "B") by AGENCY

2014

# of ARRESTS	Adult Arrests	Juvenile Arrests
--------------	---------------	------------------

Turnpike - Raleigh

Intimidation		1	1	0
Burglary/Breaking & Entering		1	1	0
Destruction/Damage/Vandalism of Property		4	3	1
Shoplifting		4	4	0
Stolen Property Offenses		1	1	0
Drug/Narcotic Violations		85	85	0
Weapon Law Violations		2	2	0
Driving Under The Influence		20	20	0
Drunkenness		1	1	0
Trespass of Real Property		7	7	0
All Other Offenses		12	12	0
Others		2	2	0
Turnpike - Raleigh	TOTAL	140	139	1
Raleigh County	TOTAL	3,501	3,346	155

Randolph County

Elkins PD

Aggravated Assault		10	10	0
Simple Assault		2	2	0
Destruction/Damage/Vandalism of Property		1	1	0
Credit Card/Automatic Teller Fraud		1	1	0
Shoplifting		9	9	0
Drug/Narcotic Violations		1	1	0
Weapon Law Violations		1	1	0
Disorderly Conduct		3	3	0
Driving Under The Influence		3	3	0
Drunkenness		6	6	0
Trespass of Real Property		2	2	0
All Other Offenses		12	11	1
Others		1	1	0
Elkins PD	TOTAL	52	51	1

ARRESTS (Group "A" and "B") by AGENCY

2014

# of ARRESTS	Adult Arrests	Juvenile Arrests
--------------	---------------	------------------

Elkins SP

Forcible Rape	2	2	0
Forcible Fondling	2	2	0
Aggravated Assault	11	11	0
Simple Assault	37	37	0
Intimidation	21	21	0
Kidnaping/Abduction	1	1	0
Burglary/Breaking & Entering	5	5	0
Counterfeiting/Forgery	6	6	0
Destruction/Damage/Vandalism of Property	20	20	0
False Pretenses/Swindle/Confidence Game	7	7	0
Shoplifting	41	41	0
Theft From Motor Vehicle	2	2	0
Motor Vehicle Theft	6	6	0
Stolen Property Offenses	3	3	0
Drug/Narcotic Violations	72	71	1
Drug Equipment Violations	4	4	0
Weapon Law Violations	4	4	0
Bad Checks	22	22	0
Disorderly Conduct	2	2	0
Driving Under The Influence	45	45	0
Drunkenness	2	2	0
Family Offenses (Nonviolent)	4	4	0
Liquor Law Violations	10	10	0
Trespass of Real Property	1	1	0
All Other Offenses	150	149	1
Others	18	18	0

Elkins SP	TOTAL	498	496	2
------------------	--------------	------------	------------	----------

Randolph Co SO

Forcible Rape	1	1	0
Aggravated Assault	16	16	0
Intimidation	1	1	0
Burglary/Breaking & Entering	1	1	0
Counterfeiting/Forgery	1	1	0
Destruction/Damage/Vandalism of Property	2	2	0
Stolen Property Offenses	1	1	0
Drug/Narcotic Violations	7	7	0
Weapon Law Violations	2	2	0
Driving Under The Influence	4	4	0
Trespass of Real Property	1	1	0
All Other Offenses	34	34	0
Others	3	3	0

Randolph Co SO	TOTAL	74	74	0
-----------------------	--------------	-----------	-----------	----------

Randolph County	TOTAL	624	621	3
------------------------	--------------	------------	------------	----------

ARRESTS (Group "A" and "B") by AGENCY

2014

of ARRESTS

Adult Arrests

Juvenile Arrests

Ritchie County

DNR - 6 - Ritchie

Drug/Narcotic Violations	1	1	0
Bad Checks	1	1	0
All Other Offenses	53	51	2
DNR - 6 - Ritchie	TOTAL	55	53
			2

Harrisville SP

Forcible Rape	1	1	0
Forcible Sodomy	1	1	0
Forcible Fondling	2	2	0
Statutory Rape	1	1	0
Aggravated Assault	1	1	0
Simple Assault	9	9	0
Intimidation	4	4	0
Counterfeiting/Forgery	1	1	0
Destruction/Damage/Vandalism of Property	3	3	0
Motor Vehicle Theft	1	1	0
Stolen Property Offenses	1	1	0
Drug/Narcotic Violations	16	16	0
Drug Equipment Violations	1	1	0
Disorderly Conduct	2	2	0
Driving Under The Influence	11	11	0
Drunkness	3	3	0
Liquor Law Violations	3	3	0
All Other Offenses	12	12	0
Others	1	1	0
Harrisville SP	TOTAL	74	74
			0

Ritchie County TOTAL 129 127 2

Roane County

DNR - 6 - Roane

All Other Offenses	74	71	2
DNR - 6 - Roane	TOTAL	74	71
			2

ARRESTS (Group "A" and "B") by AGENCY

2014

# of ARRESTS	Adult Arrests	Juvenile Arrests
--------------	---------------	------------------

Roane Co SO

Forcible Rape	1	1	0
Forcible Sodomy	1	1	0
Forcible Fondling	1	0	1
Incest	2	2	0
Aggravated Assault	9	9	0
Simple Assault	12	12	0
Intimidation	3	3	0
Arson	1	1	0
Counterfeiting/Forgery	3	3	0
Destruction/Damage/Vandalism of Property	2	2	0
False Pretenses/Swindle/Confidence Game	6	6	0
Shoplifting	3	3	0
Motor Vehicle Theft	1	1	0
Drug/Narcotic Violations	33	33	0
Weapon Law Violations	4	4	0
Bad Checks	1	1	0
Disorderly Conduct	1	1	0
Driving Under The Influence	19	19	0
Drunkenness	4	4	0
Family Offenses (Nonviolent)	6	6	0
Liquor Law Violations	2	2	0
Trespass of Real Property	2	2	0
All Other Offenses	64	56	8
Others	4	4	0

Roane Co SO	TOTAL	185	176	9
--------------------	--------------	------------	------------	----------

Spencer PD

Aggravated Assault	2	2	0
Simple Assault	10	10	0
Burglary/Breaking & Entering	1	1	0
Destruction/Damage/Vandalism of Property	1	1	0
Shoplifting	42	42	0
Drug/Narcotic Violations	7	7	0
Drug Equipment Violations	2	2	0
Disorderly Conduct	1	1	0
Driving Under The Influence	6	6	0
Drunkenness	8	8	0
Liquor Law Violations	1	1	0
Trespass of Real Property	1	1	0
All Other Offenses	9	8	1
Others	6	6	0

Spencer PD	TOTAL	97	96	1
-------------------	--------------	-----------	-----------	----------

ARRESTS (Group "A" and "B") by AGENCY

2014

# of ARRESTS	Adult Arrests	Juvenile Arrests
--------------	---------------	------------------

Spencer SP

Sexual Assault With An Object	1	1	0
Incest	1	1	0
Aggravated Assault	9	9	0
Simple Assault	31	31	0
Intimidation	5	5	0
Burglary/Breaking & Entering	6	6	0
Counterfeiting/Forgery	2	2	0
Destruction/Damage/Vandalism of Property	8	6	2
Shoplifting	14	14	0
Theft of Motor Vehicle Parts/Accessories	1	1	0
Drug/Narcotic Violations	72	72	0
Weapon Law Violations	5	5	0
Driving Under The Influence	31	31	0
Drunkenness	2	2	0
Liquor Law Violations	2	2	0
Trespass of Real Property	1	1	0
All Other Offenses	13	12	1
Others	10	10	0
Spencer SP	TOTAL	214	211
Roane	County	TOTAL	570
			554
			15

Summers County

DNR - 4 - Summers

All Other Offenses	36	36	0
DNR - 4 - Summers	TOTAL	36	36
			0

ARRESTS (Group "A" and "B") by AGENCY

2014

# of ARRESTS	Adult Arrests	Juvenile Arrests
--------------	---------------	------------------

Hinton PD

Aggravated Assault	3	3	0
Simple Assault	35	35	0
Intimidation	2	2	0
Destruction/Damage/Vandalism of Property	4	4	0
False Pretenses/Swindle/Confidence Game	2	2	0
Credit Card/Automatic Teller Fraud	1	1	0
Shoplifting	28	28	0
Theft From Building	1	1	0
Theft From Motor Vehicle	2	2	0
Stolen Property Offenses	7	7	0
Drug/Narcotic Violations	21	21	0
Assisting or Promoting Prostitution	1	1	0
Weapon Law Violations	1	1	0
Disorderly Conduct	17	17	0
Driving Under The Influence	12	12	0
Drunkenness	15	15	0
Trespass of Real Property	2	2	0
All Other Offenses	38	38	0
Others	7	7	0
Hinton PD	TOTAL	199	199
			0

Hinton SP

Aggravated Assault	2	2	0
Simple Assault	9	9	0
Intimidation	5	5	0
Kidnaping/Abduction	2	2	0
Burglary/Breaking & Entering	4	4	0
Counterfeiting/Forgery	1	1	0
Destruction/Damage/Vandalism of Property	1	1	0
False Pretenses/Swindle/Confidence Game	3	3	0
Shoplifting	2	2	0
Theft From Motor Vehicle	1	1	0
Motor Vehicle Theft	1	1	0
Stolen Property Offenses	1	1	0
Drug/Narcotic Violations	10	10	0
Disorderly Conduct	2	2	0
Driving Under The Influence	9	9	0
All Other Offenses	6	6	0
Others	10	10	0
Hinton SP	TOTAL	69	69
			0

ARRESTS (Group "A" and "B") by AGENCY

2014

# of ARRESTS	Adult Arrests	Juvenile Arrests
--------------	---------------	------------------

Summers Co SO

Aggravated Assault		2	1	1
Simple Assault		5	5	0
Kidnaping/Abduction		1	1	0
Drug/Narcotic Violations		1	1	0
Weapon Law Violations		1	1	0
Driving Under The Influence		3	3	0
All Other Offenses		1	1	0
Others		1	1	0
Summers Co SO	TOTAL	15	14	1
Summers County	TOTAL	319	318	1

Taylor County

DNR - 1 - Taylor

All Other Offenses		21	21	0
DNR - 1 - Taylor	TOTAL	21	21	0

Grafton PD

Murder and Nonnegligent Manslaughter		1	1	0
Forcible Fondling		1	1	0
Incest		1	1	0
Simple Assault		10	10	0
Intimidation		1	1	0
Burglary/Breaking & Entering		1	1	0
Destruction/Damage/Vandalism of Property		1	1	0
Shoplifting		5	5	0
Drug/Narcotic Violations		4	4	0
Weapon Law Violations		1	1	0
Disorderly Conduct		3	3	0
Driving Under The Influence		13	13	0
Drunkenness		1	1	0
All Other Offenses		1	1	0
Others		2	2	0
Grafton PD	TOTAL	46	46	0

ARRESTS (Group "A" and "B") by AGENCY

2014

# of ARRESTS	Adult Arrests	Juvenile Arrests
--------------	---------------	------------------

Grafton SP

Forcible Rape	1	1	0
Forcible Sodomy	1	0	1
Sexual Assault With An Object	1	1	0
Forcible Fondling	1	1	0
Incest	1	1	0
Simple Assault	4	4	0
Intimidation	1	1	0
False Pretenses/Swindle/Confidence Game	1	1	0
Driving Under The Influence	1	1	0
Family Offenses (Nonviolent)	1	1	0
Trespass of Real Property	1	1	0
All Other Offenses	5	5	0
Others	2	2	0
Grafton SP	21	20	1
Taylor County	88	87	1

Tucker County

DNR - 1 - Tucker

All Other Offenses	33	29	3
DNR - 1 - Tucker	33	29	3

Parsons PD

All Other Offenses	1	1	0
Others	2	2	0
Parsons PD	3	3	0

ARRESTS (Group "A" and "B") by AGENCY

2014

# of ARRESTS	Adult Arrests	Juvenile Arrests
--------------	---------------	------------------

Parsons SP

	# of ARRESTS	Adult Arrests	Juvenile Arrests
Forcible Rape	1	1	0
Forcible Fondling	1	1	0
Aggravated Assault	1	1	0
Simple Assault	6	6	0
Intimidation	10	9	1
Burglary/Breaking & Entering	1	1	0
Destruction/Damage/Vandalism of Property	3	2	1
False Pretenses/Swindle/Confidence Game	1	1	0
Shoplifting	2	2	0
Drug/Narcotic Violations	15	14	1
Driving Under The Influence	9	9	0
Drunkenness	1	1	0
Family Offenses (Nonviolent)	3	3	0
Liquor Law Violations	8	8	0
Trespass of Real Property	1	1	0
All Other Offenses	10	8	2
Others	1	1	0
Parsons SP	TOTAL	74	69
Tucker	County	TOTAL	110
			101
			8

Tyler County

DNR - 6 - Tyler

All Other Offenses	28	28	0
DNR - 6 - Tyler	TOTAL	28	28
			0

Sistersville PD

Simple Assault	1	1	0
Intimidation	1	1	0
Burglary/Breaking & Entering	1	1	0
Drug/Narcotic Violations	6	6	0
Disorderly Conduct	1	1	0
Driving Under The Influence	6	6	0
Sistersville PD	TOTAL	16	16
			0

ARRESTS (Group "A" and "B") by AGENCY

2014

# of ARRESTS	Adult Arrests	Juvenile Arrests
--------------	---------------	------------------

Tyler Co SO

Aggravated Assault	2	2	0
Simple Assault	8	8	0
Burglary/Breaking & Entering	1	1	0
Drug/Narcotic Violations	11	10	1
Bad Checks	1	1	0
Driving Under The Influence	30	30	0
Drunkenness	3	3	0
Liquor Law Violations	2	1	1
All Other Offenses	7	6	1
Others	2	2	0
Tyler Co SO	TOTAL	67	64
Tyler	County	TOTAL	111
			108
			3

Upshur County

Buckhannon PD

Aggravated Assault	3	3	0
Simple Assault	25	22	3
Intimidation	4	4	0
Burglary/Breaking & Entering	2	0	2
Counterfeiting/Forgery	1	1	0
Destruction/Damage/Vandalism of Property	16	16	0
False Pretenses/Swindle/Confidence Game	6	5	1
Impersonation	1	1	0
Shoplifting	75	71	4
Theft From Building	2	2	0
Theft From Motor Vehicle	4	4	0
Drug/Narcotic Violations	18	18	0
Weapon Law Violations	1	1	0
Disorderly Conduct	5	5	0
Driving Under The Influence	36	36	0
Drunkenness	7	7	0
Liquor Law Violations	22	16	6
Runaway	1	0	1
Trespass of Real Property	6	6	0
All Other Offenses	53	47	6
Others	16	16	0
Buckhannon PD	TOTAL	304	281
			23

ARRESTS (Group "A" and "B") by AGENCY

2014

# of ARRESTS	Adult Arrests	Juvenile Arrests
--------------	---------------	------------------

Buckhannon SP

Forcible Fondling	2	2	0
Aggravated Assault	1	1	0
Simple Assault	20	20	0
Intimidation	1	1	0
Burglary/Breaking & Entering	1	1	0
Counterfeiting/Forgery	6	6	0
Destruction/Damage/Vandalism of Property	7	5	2
Shoplifting	2	2	0
Motor Vehicle Theft	1	1	0
Drug/Narcotic Violations	15	15	0
Drug Equipment Violations	2	2	0
Weapon Law Violations	3	3	0
Bad Checks	18	18	0
Disorderly Conduct	1	1	0
Driving Under The Influence	12	12	0
Liquor Law Violations	11	11	0
Trespass of Real Property	3	3	0
All Other Offenses	36	36	0
Others	14	14	0

Buckhannon SP	TOTAL	156	154	2
----------------------	--------------	------------	------------	----------

Upshur Co SO

Aggravated Assault	1	1	0
Simple Assault	10	9	1
False Pretenses/Swindle/Confidence Game	1	1	0
Drug/Narcotic Violations	2	2	0
Weapon Law Violations	1	1	0
Driving Under The Influence	3	3	0
Trespass of Real Property	2	2	0
All Other Offenses	7	7	0

Upshur Co SO	TOTAL	27	26	1
---------------------	--------------	-----------	-----------	----------

Upshur	County	TOTAL	487	461	26
---------------	---------------	--------------	------------	------------	-----------

Wayne County

DNR - 5 - Wayne

All Other Offenses	105	92	13
--------------------	-----	----	----

DNR - 5 - Wayne	TOTAL	105	92	13
------------------------	--------------	------------	-----------	-----------

ARRESTS (Group "A" and "B") by AGENCY

2014

# of ARRESTS	Adult Arrests	Juvenile Arrests
--------------	---------------	------------------

Kenova PD

Aggravated Assault	1	1	0
Simple Assault	1	1	0
Intimidation	1	1	0
Shoplifting	1	1	0
Drug/Narcotic Violations	37	36	1
Weapon Law Violations	1	1	0
Driving Under The Influence	26	26	0
Drunkenness	7	6	1
All Other Offenses	48	47	0
Others	9	9	0

Kenova PD	TOTAL	132	129	2
------------------	--------------	------------	------------	----------

Wayne Co SO

Murder and Nonnegligent Manslaughter	1	1	0
Aggravated Assault	7	7	0
Simple Assault	6	6	0
Arson	1	1	0
Burglary/Breaking & Entering	4	4	0
Motor Vehicle Theft	1	1	0
Drug/Narcotic Violations	12	12	0
Drug Equipment Violations	1	1	0
Bad Checks	3	3	0
Driving Under The Influence	7	7	0
Drunkenness	1	1	0
Family Offenses (Nonviolent)	3	3	0
Trespass of Real Property	1	1	0
All Other Offenses	175	175	0
Others	6	6	0

Wayne Co SO	TOTAL	229	229	0
--------------------	--------------	------------	------------	----------

ARRESTS (Group "A" and "B") by AGENCY

2014

# of ARRESTS	Adult Arrests	Juvenile Arrests
--------------	---------------	------------------

Wayne SP

Murder and Nonnegligent Manslaughter	3	3	0		
Forcible Rape	1	0	1		
Forcible Sodomy	1	0	1		
Sexual Assault With An Object	2	2	0		
Forcible Fondling	1	1	0		
Aggravated Assault	16	14	2		
Simple Assault	52	42	10		
Intimidation	4	4	0		
Kidnaping/Abduction	1	1	0		
Robbery	2	2	0		
Arson	1	1	0		
Burglary/Breaking & Entering	16	16	0		
Counterfeiting/Forgery	6	6	0		
Destruction/Damage/Vandalism of Property	18	16	2		
False Pretenses/Swindle/Confidence Game	1	1	0		
Impersonation	2	2	0		
Shoplifting	100	99	1		
Theft From Building	1	1	0		
Theft From Motor Vehicle	4	4	0		
Theft of Motor Vehicle Parts/Accessories	2	2	0		
Motor Vehicle Theft	7	4	3		
Stolen Property Offenses	10	9	1		
Drug/Narcotic Violations	83	76	7		
Pornography/Obscene Material	1	1	0		
Weapon Law Violations	4	4	0		
Disorderly Conduct	4	4	0		
Driving Under The Influence	16	16	0		
Drunkenness	11	10	1		
Family Offenses (Nonviolent)	6	6	0		
Liquor Law Violations	7	5	2		
Trespass of Real Property	10	9	1		
All Other Offenses	38	38	0		
Others	44	39	4		
Wayne SP	TOTAL	475	438	36	
Wayne	County	TOTAL	941	888	51

Webster County

ARRESTS (Group "A" and "B") by AGENCY

2014

# of ARRESTS	Adult Arrests	Juvenile Arrests
--------------	---------------	------------------

Upperglade SP

Forcible Rape	1	0	1		
Forcible Fondling	4	4	0		
Incest	1	1	0		
Aggravated Assault	43	43	0		
Simple Assault	10	10	0		
Intimidation	8	8	0		
Burglary/Breaking & Entering	6	6	0		
Destruction/Damage/Vandalism of Property	3	3	0		
False Pretenses/Swindle/Confidence Game	5	5	0		
Welfare Fraud	1	1	0		
Shoplifting	5	5	0		
Theft From Building	2	2	0		
Theft From Motor Vehicle	2	2	0		
Theft of Motor Vehicle Parts/Accessories	2	2	0		
Motor Vehicle Theft	1	1	0		
Drug/Narcotic Violations	100	99	1		
Weapon Law Violations	4	4	0		
Driving Under The Influence	28	28	0		
Drunkenness	3	3	0		
Liquor Law Violations	1	0	1		
Trespass of Real Property	1	1	0		
All Other Offenses	38	34	4		
Others	14	14	0		
Upperglade SP	TOTAL	283	276	7	
Webster	County	TOTAL	283	276	7

Wetzel County

DNR - 1 - Wetzel				
All Other Offenses	14	12	1	
DNR - 1 - Wetzel	TOTAL	14	12	1

ARRESTS (Group "A" and "B") by AGENCY

2014

# of ARRESTS	Adult Arrests	Juvenile Arrests
--------------	---------------	------------------

Hundred SP

Murder and Nonnegligent Manslaughter	6	6	0
Forcible Rape	2	2	0
Simple Assault	19	18	1
Burglary/Breaking & Entering	4	4	0
Counterfeiting/Forgery	2	2	0
Destruction/Damage/Vandalism of Property	3	3	0
False Pretenses/Swindle/Confidence Game	1	1	0
Stolen Property Offenses	1	1	0
Drug/Narcotic Violations	7	7	0
Disorderly Conduct	1	1	0
Driving Under The Influence	2	2	0
Drunkenness	1	1	0
All Other Offenses	2	2	0

Hundred SP	TOTAL	51	50	1
-------------------	--------------	-----------	-----------	----------

Paden City SP

Forcible Rape	1	1	0
Forcible Fondling	1	1	0
Aggravated Assault	2	2	0
Simple Assault	7	7	0
Intimidation	2	2	0
Burglary/Breaking & Entering	1	1	0
Destruction/Damage/Vandalism of Property	2	2	0
False Pretenses/Swindle/Confidence Game	1	1	0
Theft From Building	1	1	0
Motor Vehicle Theft	1	1	0
Drug/Narcotic Violations	15	15	0
Driving Under The Influence	5	5	0
Family Offenses (Nonviolent)	1	1	0
All Other Offenses	4	4	0
Others	1	1	0

Paden City SP	TOTAL	45	45	0
----------------------	--------------	-----------	-----------	----------

Wetzel Co SO

Aggravated Assault	2	2	0
Drug/Narcotic Violations	2	2	0
Pornography/Obscene Material	1	1	0
Driving Under The Influence	2	2	0
Others	1	1	0

Wetzel Co SO	TOTAL	8	8	0
---------------------	--------------	----------	----------	----------

Wetzel	County	TOTAL	118	115	2
---------------	---------------	--------------	------------	------------	----------

Wirt **County**

ARRESTS (Group "A" and "B") by AGENCY

2014

# of ARRESTS	Adult Arrests	Juvenile Arrests
--------------	---------------	------------------

DNR - 6 - Wirt

All Other Offenses	63	60	3
--------------------	----	----	---

DNR - 6 - Wirt	TOTAL	63	60	3
-----------------------	--------------	-----------	-----------	----------

Elizabeth SP

Sexual Assault With An Object	1	1	0
Forcible Fondling	4	2	2
Incest	6	3	3
Aggravated Assault	10	10	0
Simple Assault	15	15	0
Intimidation	8	8	0
Kidnaping/Abduction	1	1	0
Destruction/Damage/Vandalism of Property	3	3	0
Shoplifting	3	3	0
Theft From Building	1	1	0
Motor Vehicle Theft	1	1	0
Stolen Property Offenses	1	1	0
Drug/Narcotic Violations	15	15	0
Pornography/Obscene Material	2	2	0
Weapon Law Violations	2	2	0
Driving Under The Influence	9	9	0
Liquor Law Violations	3	2	1
Trespass of Real Property	1	1	0
All Other Offenses	4	4	0

Elizabeth SP	TOTAL	90	84	6
---------------------	--------------	-----------	-----------	----------

Wirt Co SO

Destruction/Damage/Vandalism of Property	1	1	0
Family Offenses (Nonviolent)	1	1	0
All Other Offenses	6	6	0
Others	1	1	0

Wirt Co SO	TOTAL	9	9	0
-------------------	--------------	----------	----------	----------

Wirt	County	TOTAL	162	153	9
-------------	---------------	--------------	------------	------------	----------

Wood County

DNR - 6 - Wood

Drug/Narcotic Violations	1	1	0
Weapon Law Violations	1	1	0
Driving Under The Influence	5	5	0
All Other Offenses	260	255	5
Others	1	1	0

DNR - 6 - Wood	TOTAL	268	263	5
-----------------------	--------------	------------	------------	----------

ARRESTS (Group "A" and "B") by AGENCY

2014

# of ARRESTS	Adult Arrests	Juvenile Arrests
--------------	---------------	------------------

Parkersburg PD

Forcible Fondling	1	1	0	
Aggravated Assault	26	25	1	
Simple Assault	121	117	4	
Intimidation	13	13	0	
Kidnaping/Abduction	2	2	0	
Robbery	3	3	0	
Arson	1	1	0	
Burglary/Breaking & Entering	16	16	0	
Counterfeiting/Forgery	5	4	1	
Destruction/Damage/Vandalism of Property	16	16	0	
False Pretenses/Swindle/Confidence Game	10	10	0	
Credit Card/Automatic Teller Fraud	2	2	0	
Shoplifting	14	10	4	
Theft From Building	4	3	1	
Theft From Motor Vehicle	3	3	0	
Motor Vehicle Theft	12	8	4	
Stolen Property Offenses	1	1	0	
Drug/Narcotic Violations	67	63	4	
Pornography/Obscene Material	2	0	2	
Weapon Law Violations	5	4	1	
Curfew/Loitering/Vagrancy Violations	7	7	0	
Disorderly Conduct	31	31	0	
Driving Under The Influence	136	135	1	
Drunkenness	19	18	1	
Family Offenses (Nonviolent)	2	2	0	
Trespass of Real Property	6	6	0	
All Other Offenses	130	124	6	
Others	32	32	0	
Parkersburg PD	TOTAL	687	657	30

ARRESTS (Group "A" and "B") by AGENCY

2014

# of ARRESTS	Adult Arrests	Juvenile Arrests
--------------	---------------	------------------

Parkersburg SP

Incest	1	1	0
Aggravated Assault	6	6	0
Simple Assault	17	17	0
Intimidation	7	7	0
Burglary/Breaking & Entering	3	3	0
Counterfeiting/Forgery	5	5	0
Destruction/Damage/Vandalism of Property	8	8	0
False Pretenses/Swindle/Confidence Game	4	4	0
Credit Card/Automatic Teller Fraud	1	1	0
Shoplifting	4	4	0
Stolen Property Offenses	4	4	0
Drug/Narcotic Violations	112	110	2
Drug Equipment Violations	10	10	0
Weapon Law Violations	2	2	0
Disorderly Conduct	1	1	0
Driving Under The Influence	29	29	0
Drunkenness	6	6	0
Liquor Law Violations	25	18	7
All Other Offenses	41	41	0
Others	5	5	0

Parkersburg SP **TOTAL** **291** **282** **9**

tf Parkersburg Vio Crime

Drug/Narcotic Violations	2	2	0
--------------------------	---	---	---

tf Parkersburg Vio Crime Narc TOTAL **2** **2** **0**

Vienna PD

Aggravated Assault	1	1	0
Simple Assault	16	16	0
Intimidation	2	2	0
Burglary/Breaking & Entering	10	10	0
Credit Card/Automatic Teller Fraud	4	4	0
Shoplifting	5	5	0
Theft From Motor Vehicle	1	1	0
Drug/Narcotic Violations	7	7	0
Weapon Law Violations	2	2	0
Disorderly Conduct	2	2	0
Driving Under The Influence	14	14	0
Trespass of Real Property	3	3	0
All Other Offenses	26	26	0
Others	25	25	0

Vienna PD **TOTAL** **118** **118** **0**

ARRESTS (Group "A" and "B") by AGENCY

2014

# of ARRESTS	Adult Arrests	Juvenile Arrests
--------------	---------------	------------------

Williamstown PD

Aggravated Assault	2	2	0
Intimidation	1	1	0
Drug/Narcotic Violations	1	1	0
Disorderly Conduct	1	1	0
Driving Under The Influence	2	2	0
Drunkenness	2	2	0
All Other Offenses	5	5	0

Williamstown PD	TOTAL	14	14	0
------------------------	--------------	-----------	-----------	----------

Wood Co SO

Forcible Rape	1	1	0
Aggravated Assault	17	17	0
Simple Assault	20	20	0
Intimidation	6	6	0
Robbery	1	1	0
Burglary/Breaking & Entering	2	2	0
Destruction/Damage/Vandalism of Property	2	2	0
False Pretenses/Swindle/Confidence Game	1	1	0
Credit Card/Automatic Teller Fraud	1	1	0
Shoplifting	6	6	0
Drug/Narcotic Violations	21	21	0
Weapon Law Violations	5	5	0
Bad Checks	1	1	0
Disorderly Conduct	22	22	0
Driving Under The Influence	55	55	0
Drunkenness	29	29	0
Liquor Law Violations	38	32	6
Trespass of Real Property	2	2	0
All Other Offenses	119	116	3
Others	4	4	0

Wood Co SO	TOTAL	353	344	9
-------------------	--------------	------------	------------	----------

Wood	County	TOTAL	1,733	1,680	53
-------------	---------------	--------------	--------------	--------------	-----------

Wyoming County

DNR - 4 - Wyoming

Drug/Narcotic Violations	2	2	0
Bad Checks	1	0	1
All Other Offenses	22	22	0

DNR - 4 - Wyoming	TOTAL	25	24	1
--------------------------	--------------	-----------	-----------	----------

ARRESTS (Group "A" and "B") by AGENCY

2014

# of ARRESTS	Adult Arrests	Juvenile Arrests
--------------	---------------	------------------

Jesse SP

Forcible Rape	1	1	0
Sexual Assault With An Object	1	1	0
Aggravated Assault	13	13	0
Simple Assault	9	9	0
Intimidation	6	6	0
Burglary/Breaking & Entering	1	1	0
Destruction/Damage/Vandalism of Property	1	1	0
False Pretenses/Swindle/Confidence Game	3	3	0
Theft From Motor Vehicle	1	1	0
Drug/Narcotic Violations	38	38	0
Weapon Law Violations	1	1	0
Driving Under The Influence	30	30	0
Drunkenness	1	1	0
Liquor Law Violations	1	1	0
All Other Offenses	15	15	0
Others	8	8	0

Jesse SP	TOTAL	130	130	0
-----------------	--------------	------------	------------	----------

Oceana PD

Aggravated Assault	1	1	0
Burglary/Breaking & Entering	1	1	0
Driving Under The Influence	1	1	0

Oceana PD	TOTAL	3	3	0
------------------	--------------	----------	----------	----------

Wyoming Co SO

Forcible Fondling	1	1	0
Aggravated Assault	36	36	0
Simple Assault	1	1	0
Robbery	1	1	0
Arson	1	1	0
Burglary/Breaking & Entering	5	5	0
Drug/Narcotic Violations	4	4	0
Driving Under The Influence	1	1	0
All Other Offenses	8	8	0
Others	1	1	0

Wyoming Co SO	TOTAL	59	59	0
----------------------	--------------	-----------	-----------	----------

Wyoming County	TOTAL	217	216	1
-----------------------	--------------	------------	------------	----------

ARRESTS (Group "A" and "B") by AGENCY

2014

		# of ARRESTS	Adult Arrests	Juvenile Arrests
WEST VIRGINIA	TOTAL	51,770	50,252	1,488

NOTE

Some arrests did not report an age, so they could not be counted in either the juvenile or adult category. This explains why sometimes the two columns do NOT add to the total in the # of Arrests column.

This report only counts the one arrest listed in the incident for the person arrested. It does not include additional offenses in the incident that were cleared by the arrest.

Section III

Special Topics

Seized Drug Report Summary

2014

Amphetamines/Methamphetamines

Drug Type Measure	Quantity
-------------------	----------

Cocaine

Drug Type Measure	Quantity
-------------------	----------

Heroin

Drug Type Measure	Quantity
-------------------	----------

Marijuana

Drug Type Measure	Quantity
-------------------	----------

Other Drugs (Antidepressants, Tranquilizers, etc.)

Drug Type Measure	Quantity
-------------------	----------

Other Narcotics (Codeine, Demerol, Dilaudid, Methadone, etc.)

Drug Type Measure	Quantity
-------------------	----------

Other Stimulants (Adipex, Fastine, Benzadrine, etc.)

Drug Type Measure	Quantity
-------------------	----------

Unknown Type Drug

Drug Type Measure	Quantity
-------------------	----------

"Crack" Cocaine

Drug Type Measure	Quantity
-------------------	----------

Dose Units/Items	41.01
Gram	512.09
Not Reported	1.00
Ounce	0.05

Additional Drug Types Beyond the two already reported

Drug Type Measure	Quantity
-------------------	----------

Amphetamines/Methamphetamines

Drug Type Measure	Quantity
-------------------	----------

Dose Units/Items	284.52
Gallon	0.60
Gram	817.05
Liter	2.00
Milliliter	1.00
Not Reported	12.00
Ounce	9.90
Pound	4.00

Seized Drug Report Summary

2014

Barbituates

Drug Type Measure	Quantity
Dose Units/Items	220.02
Gram	30.04
Ounce	0.00

Cocaine

Drug Type Measure	Quantity
Dose Units/Items	55.11
Gram	1,358.03
Kilogram	1.00
Not Reported	3.00
Ounce	22.15

Hashish

Drug Type Measure	Quantity
Dose Units/Items	1.00
Gram	48.71
Not Reported	1.00

Heroin

Drug Type Measure	Quantity
Dose Units/Items	3,348.95
Fluid Ounce	100.10
Gram	2,712.33
Kilogram	18.50
Milliliter	0.00
Not Reported	17.00
Ounce	9.50
Pound	2.00

LSD

Drug Type Measure	Quantity
Dose Units/Items	594.00

Marijuana

Drug Type Measure	Quantity
Dose Units/Items	1,035.08
Fluid Ounce	7.40
Gallon	9.50
Gram	32,902.73
Kilogram	22.10
Liter	0.30
Not Reported	125.00
Number of Plants	4,821.32
Ounce	243.53
Pound	112.77

Morphine

Drug Type Measure	Quantity
Dose Units/Items	1,886.59
Gram	7.00
Not Reported	3.00

Seized Drug Report Summary

2014

Opium

Drug Type Measure	Quantity
Dose Units/Items	175.59
Fluid Ounce	3.00
Gram	5.78
Not Reported	3.00

Other Depressants (Glutethimide, Quaaludes, etc.)

Drug Type Measure	Quantity
Dose Units/Items	2,130.52
Gram	5.11
Not Reported	6.00

Other Drugs (Antidepressants, Tranquilizers, etc.)

Drug Type Measure	Quantity
Dose Units/Items	7,354.33
Fluid Ounce	4.00
Gram	964.73
Milliliter	0.01
Not Reported	15.00
Ounce	16.01

Other Hallucinogens (BMDA, DMT, Mescaline, Peyote, etc.)

Drug Type Measure	Quantity
Dose Units/Items	3,008.02
Gram	1,114.63
Ounce	22.00

Other Narcotics (Codeine, Demerol, Dilaudid, Methadone, etc.)

Drug Type Measure	Quantity
Dose Units/Items	20,216.55
Fluid Ounce	105.11
Gram	927.17
Kilogram	3.00
Milliliter	74.01
Not Reported	22.00
Ounce	0.05
Pound	5.00

Other Stimulants (Adipex, Fastine, Benzadrine, etc.)

Drug Type Measure	Quantity
Dose Units/Items	717.62
Fluid Ounce	24.00
Gram	72.25
Not Reported	1.00
Ounce	8.00

PCP

Drug Type Measure	Quantity
Ounce	1.50

Seized Drug Report Summary

2014

Unknown Type Drug

	Drug Type Measure	Quantity
	Dose Units/Items	1,360.55
	Fluid Ounce	0.00
	Gram	45.90
	Not Reported	11.00
	Ounce	2.00



DOMESTIC VIOLENCE

2014

Domestic violence is a phenomenon that erodes the infrastructure of our families; our social makeup and our culture as well threaten the integrity of our future. Because the West Virginia legislature has recognized the importance of addressing this issue, the WV code (§ 48-27-101) expresses that:

- ***“Every person has a right to be safe and secure in his or her home and family and to be free from domestic violence.***
- ***Children are often physically assaulted or witness violence against one of their parents or other family or household members, violence which too often untimely results in death. These children may suffer deep and lasting emotional harm from victimization and exposure from domestic violence.***
- ***Domestic violence is a major health and law enforcement problem with enormous costs to the state in both dollars and human lives. It affects people of all racial and ethnic backgrounds and all socioeconomic classes; and***
- ***Domestic violence can be deterred, prevented or reduced by legal intervention that treats this problem with the seriousness that it deserves.”***

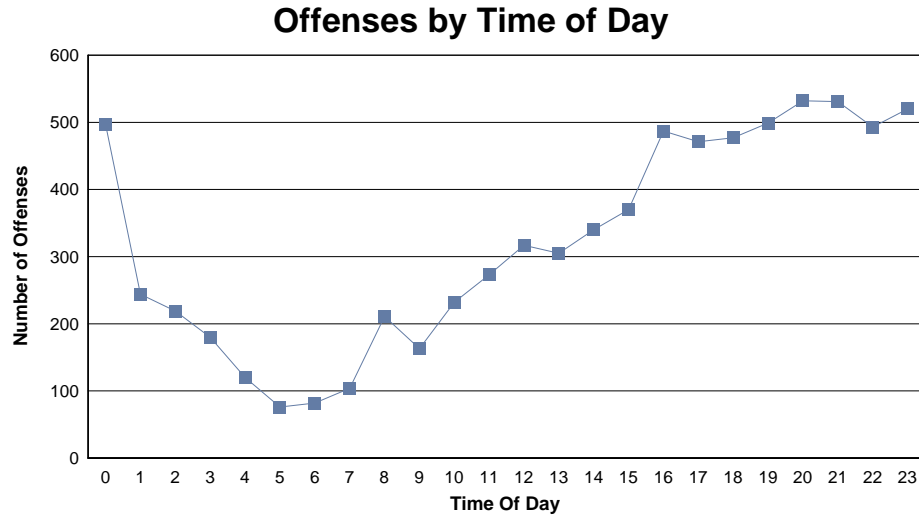
“Domestic violence “or “abuse” in West Virginia is defined by §48-27-202 as the occurrence of one or more of the following acts between family or household members:

- ***“Attempting to cause or intentionally knowingly or recklessly causing physical harm to another with or without dangerous or deadly weapons;***
- ***Placing another in reasonable apprehension of physical harm;***
- ***Creating fear of physical harm by harassment, psychological abuse or threatening acts;***
- ***Committing either sexual assault or sexual abuse...;***
- ***Holding, confining detaining or abducting another person against that person’s will.”***

The following reports summarize the information on Domestic Violence in West Virginia as reported to law enforcement during 2014.

Domestic Violence

2014 Offenses and Time of Day



	0.00	1.00	2.00	3.00	4.00	5.00	6.00	7.00	8.00	9.00	10.00	11.00	12.00	13.00	14.00	15.00	16.00	17.00	18.00	19.00	20.00	21.00	22.00	23.00	Total	
Aggravated Assault	124	34	38	37	25	15	14	16	35	29	43	32	44	72	48	58	83	67	76	80	101	116	90	116	1,393	
Forcible Fondling	24	2	0	1	3	2	0	0	16	4	4	7	8	7	6	3	14	2	5	3	2	8	9	5	135	
Forcible Rape	17	1	0	0	0	0	3	1	3	5	1	5	1	4	3	2	2	4	6	1	5	2	2	5	73	
Forcible Sodomy	4	0	2	0	1	0	0	0	0	0	0	0	1	1	0	0	3	0	3	0	0	2	0	0	17	
Incest	8	1	0	0	0	0	0	0	0	2	0	1	1	0	0	1	0	0	0	0	0	0	0	0	0	14
Intimidation	56	26	22	10	11	4	7	8	28	16	28	34	44	37	43	41	49	65	52	55	50	39	38	53	816	
Kidnaping/Abduction	4	1	0	2	2	0	0	1	2	2	4	1	3	1	4	0	10	4	3	4	4	1	1	3	57	
Murder and Nonnegligent Mansl	1	1	1	0	0	0	0	0	1	0	0	0	2	2	1	1	2	2	0	2	1	0	1	3	21	
Sexual Assault With An Object	9	2	0	2	0	2	0	0	0	3	2	1	3	0	2	0	2	2	1	3	1	1	2	1	39	
Simple Assault	248	176	155	128	78	53	58	78	124	101	150	191	208	180	233	264	322	325	330	350	368	362	350	334	5,166	
Statutory Rape	2	0	1	0	0	0	0	0	2	1	0	1	2	1	0	0	0	0	1	1	0	0	0	0	12	
Total	497	244	219	180	120	76	82	104	211	163	232	273	317	305	340	370	487	471	477	499	532	531	493	520	7,743	

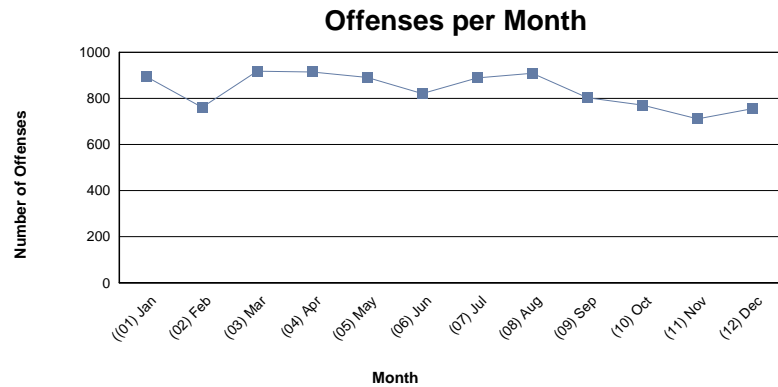
NOTE

An INCIDENT (or investigation) may involve more than one offense. This explains why domestic violence totals vary in different reports.

Times are listed in military time. Offenses that did not have a time reported were not included in this report.

Offenses and Incident Month

2014 Domestic Violence



	((01) Jan	(02) Feb	(03) Mar	(04) Apr	(05) May	(06) Jun	(07) Jul	(08) Aug	(09) Sep	(10) Oct	(11) Nov	(12) Dec	Total
Aggravated Assault	173	163	204	217	183	166	181	179	142	147	174	143	2,072
Forcible Fondling	24	11	13	31	18	16	17	19	10	5	5	19	188
Forcible Rape	11	4	6	12	6	7	10	8	9	10	8	7	98
Forcible Sodomy	2	1	3	1	2	2	1	1	2	6	4	2	27
Incest	4	0	1	3	2	6	1	3	2	3	2	2	29
Intimidation	84	76	84	79	74	81	91	89	92	81	71	76	978
Kidnaping/Abduction	10	3	4	7	7	6	12	11	7	14	5	7	93
Murder and Nonnegligent Manslaughter	3	1	8	5	3	1	1	2	4	2	1	2	33
Sexual Assault With An Object	3	2	4	5	6	2	7	12	5	7	2	3	58
Simple Assault	579	499	589	552	589	530	565	585	530	496	437	494	6,445
Statutory Rape	0	1	2	3	1	4	3	0	0	0	2	1	17
Total	893	761	918	915	891	821	889	909	803	771	711	756	10,038

NOTE

An INCIDENT (or investigation) may involve more than one offense. This explains the difference in domestic violence totals in different reports.

Offenses and Victim to Offender Relationships

2014 Domestic Violence

	Child of Intimate Partner	Estranged Spouse	Homosexual Relationship	Intimate Partner	Other Household Member	Victim was Boyfriend/Girlfriend	Victim was Child	Victim was Common-Law Spouse	Victim was Ex-Spouse	Victim was Grandchild	Victim was Grandparent	Victim was Inlaw	Victim was Other Family Member	Victim was Parent	Victim was Sibling (Brother or Sister)	Victim was Spouse	Victim was Stepchild	Victim was Stepparent	Victim was Stepsibling (Stepbrother or Stepsister)	Total
Aggravated Assault	34	12	18	202	63	271	381	90	22	15	8	58	177	99	112	314	35	27	2	1,940
Forcible Fondling	6	1	0	2	8	6	36	4	0	12	1	1	47	0	16	1	16	7	3	167
Forcible Rape	0	0	0	22	5	17	6	1	0	3	0	0	15	0	12	4	3	1	4	93
Forcible Sodomy	0	1	1	2	1	1	8	0	0	1	0	1	4	0	2	0	1	0	0	23
Incest	0	0	0	0	1	0	12	0	0	2	0	0	3	1	4	0	2	0	0	25
Intimidation	5	27	8	168	19	95	39	70	45	4	16	22	41	67	49	168	4	10	0	857
Kidnaping/Abduction	0	0	0	19	3	11	24	5	2	3	1	1	3	2	0	14	1	1	0	90
Murder and Nonnegligent Manslaugh	1	0	0	2	1	0	11	0	0	0	0	0	4	3	1	8	0	0	0	31

	Child of Intimate Partner	Estranged Spouse	Homosexual Relationship	Intimate Partner	Other Household Member	Victim was Boyfriend/Girlfriend	Victim was Child	Victim was Common-Law Spouse	Victim was Ex-Spouse	Victim was Grandchild	Victim was Grandparent	Victim was Inlaw	Victim was Other Family Member	Victim was Parent	Victim was Sibling (Brother or Sister)	Victim was Spouse	Victim was Stepchild	Victim was Stepparent	Victim was Stepsibling (Stepbrother or Stepsister)	Total
Sexual Assault With An Object	3	0	1	9	5	7	9	1	2	7	0	0	7	0	0	1	2	0	0	54
Simple Assault	25	55	62	1,379	227	790	379	416	121	23	53	107	348	524	391	1,186	77	75	12	6,250
Statutory Rape	1	1	0	4	2	2	2	0	0	0	0	0	2	1	0	0	1	1	0	17
Total	75	97	90	1,809	335	1,200	907	587	192	70	79	190	651	697	587	1,696	142	122	21	9,547

NOTE

This report lists offenses. An INCIDENT may contain more than one offense. This explains differences in domestic violence totals in various reports.

Victim/Offender Relationship and Weapon Used During Offense

2014 Domestic Violence

	Asphyxiation (by Drowning, Strangulation)	Blunt Object (Club, Hammer, etc.)	Drugs/Narcotics/Sleeping Pills	Fire/Incendiary Device	Firearm - Automatic (Type Not Stated)	Firearm (Type Not Stated)	Handgun	Handgun - Automatic	Knife/Cutting Instrument (Icepick, etc.)	Motor Vehicle (When Used as Weapon)	None	Other	Other Firearm	Personal Weapons (Hands, Feet, etc.)	Poison	Rifle	Shotgun	Shotgun - Automatic	Unknown	Total
Child of Intimate Partner	0	0	1	0	0	1	0	0	2	0	3	20	0	46	0	0	0	0	4	77
Estranged Spouse	0	2	0	0	1	1	1	0	1	0	15	8	0	42	0	0	0	0	1	72
Homosexual Relationship	0	0	0	0	0	0	0	0	4	1	12	5	0	58	0	0	0	0	4	84
Intimate Partner	0	22	0	2	0	9	14	0	58	7	256	172	0	1,157	0	1	4	0	23	1,725
Other Household Member	0	3	0	0	0	1	3	0	23	0	44	44	2	196	0	1	1	0	11	329
Victim was Boyfriend/Girlfriend	0	13	0	0	0	2	9	0	25	4	243	58	0	756	0	3	2	0	14	1,129
Victim was Child	2	9	5	2	0	0	7	0	16	4	154	178	0	467	0	2	1	0	69	916
Victim was Common-Law Spouse	0	7	0	0	0	3	4	1	17	0	66	62	2	365	0	1	3	0	4	535

	Asphyxiation (by Drowning, Strangulation)	Blunt Object (Club, Hammer, etc.)	Drugs/Narcotics/Sleeping Pills	Fire/Incendiary Device	Firearm - Automatic (Type Not Stated)	Firearm (Type Not Stated)	Handgun	Handgun - Automatic	Knife/Cutting Instrument (Icepick, etc.)	Motor Vehicle (When Used as Weapon)	None	Other	Other Firearm	Personal Weapons (Hands, Feet, etc.)	Poison	Rifle	Shotgun	Shotgun - Automatic	Unknown	Total
Victim was Ex-Spouse	0	1	0	0	0	0	3	0	2	0	36	20	0	87	0	0	1	0	3	153
Victim was Grandchild	0	0	0	0	0	1	3	0	0	0	15	4	0	41	0	0	0	0	4	68
Victim was Grandparent	0	3	0	0	0	0	1	0	1	0	19	4	0	37	0	0	0	0	1	66
Victim was Inlaw	0	4	0	0	0	1	7	0	7	0	36	27	0	98	0	0	0	0	0	180
Victim was Other Family Member	0	8	1	0	0	7	10	1	16	9	129	56	1	356	0	3	9	0	19	625
Victim was Parent	1	9	0	0	1	3	1	1	20	1	96	69	0	428	1	1	7	0	12	651
Victim was Sibling (Brother or Sister)	0	15	0	0	0	6	13	0	23	0	82	57	1	352	2	1	4	0	3	559
Victim was Spouse	1	21	1	0	0	6	33	2	27	8	313	142	0	989	1	9	5	1	15	1,574
Victim was Stepchild	0	2	0	0	0	1	6	0	1	1	24	14	0	87	0	1	1	0	4	142
Victim was Stepparent	0	0	1	0	0	0	4	0	5	0	30	13	0	57	1	0	0	0	3	114
Victim was Stepsibling (Stepbrother or Stepsister)	0	0	0	0	0	0	0	0	0	0	9	0	0	11	0	1	0	0	0	21
Total	4	119	9	4	2	42	119	5	248	35	1582	953	6	5630	5	24	38	1	194	9,020

Victim Offense/Age and Characteristics

2014 Domestic Violence

Offense	Age Group	Victim Sex			Victim Race					Victim Ethnicity			Victim Resident Status		
		Male	Female	Unk	White	Black	Asian	Indian	Unk	Hispanic	NonHisp.	Unk	Resident	NonResident	Unk
Aggravated Assault	'00' - Unknown	34	35	6	48	5	1	0	21	0	57	14	57	6	11
	10 and Under	205	143	6	287	46	0	3	18	3	315	32	309	33	7
	11 - 12	29	20	2	40	7	0	0	4	0	43	6	44	4	1
	13 - 14	11	21	0	30	0	2	0	0	0	26	5	31	0	0
	15	6	11	0	14	1	0	0	2	0	14	3	17	0	0
	16	4	9	0	11	1	0	0	1	2	11	0	11	2	0
	17	3	9	0	10	2	0	0	0	0	11	1	12	0	0
	18	3	16	0	17	1	0	0	1	0	16	2	18	1	0
	19	15	18	0	27	5	0	1	0	0	28	5	31	2	0
	20	13	18	0	27	4	0	0	0	0	30	1	29	2	0
	21	13	37	0	45	5	0	0	0	0	46	4	47	2	0
	22	7	32	0	30	8	0	0	1	0	36	3	37	2	0
	23	9	43	0	47	5	0	0	0	0	48	4	49	2	0
	24	9	27	0	35	1	0	0	0	0	35	0	33	2	0
	25 - 29	47	167	0	191	17	1	0	5	0	187	23	196	15	1
	30 - 34	55	148	0	187	11	1	1	3	2	189	12	187	12	1
	35 - 39	57	126	0	163	20	0	0	0	1	171	10	162	17	0
	40 - 44	46	97	0	136	6	0	0	1	1	131	10	129	11	2
	45 - 49	49	65	1	107	6	0	0	2	0	105	8	105	7	0
50 - 54	49	56	0	102	3	0	0	0	0	99	5	97	4	1	
55 - 59	32	43	1	72	3	1	0	0	0	69	5	72	1	2	
60 - 64	21	21	0	41	1	0	0	0	0	34	5	40	1	1	
65 and Over	31	32	0	62	1	0	0	0	0	59	3	62	1	0	
Forcible Fondling	'00' - Unknown	1	2	0	3	0	0	0	0	0	2	0	3	0	0
	10 and Under	33	63	0	87	8	0	0	1	0	87	9	83	13	0
	11 - 12	6	15	0	20	1	0	0	0	0	19	2	19	2	0
	13 - 14	1	16	1	17	0	0	0	1	0	17	1	16	2	0
	15	1	8	0	9	0	0	0	0	0	8	1	8	1	0
	16	0	8	0	7	1	0	0	0	0	8	0	8	0	0
	17	0	3	0	3	0	0	0	0	0	3	0	3	0	0
	18	1	2	0	3	0	0	0	0	0	3	0	3	0	0
	19	0	2	0	1	1	0	0	0	0	2	0	2	0	0
	20	0	2	0	2	0	0	0	0	0	2	0	2	0	0
	21	0	1	0	1	0	0	0	0	0	1	0	0	1	0
	22	0	1	0	0	1	0	0	0	0	0	1	1	0	0
	24	0	1	0	1	0	0	0	0	0	1	0	1	0	0

Victim Offense/Age and Characteristics

2014 Domestic Violence

Offense	Age Group	Victim Sex			Victim Race					Victim Ethnicity			Victim Resident Status		
		Male	Female	Unk	White	Black	Asian	Indian	Unk	Hispanic	NonHisp.	Unk	Resident	NonResident	Unk
Forcible Rape	25 - 29	0	3	0	2	1	0	0	0	0	2	0	3	0	0
	30 - 34	0	2	0	2	0	0	0	0	0	2	0	1	1	0
	35 - 39	0	3	0	2	1	0	0	0	0	3	0	2	0	1
	40 - 44	1	2	0	2	0	1	0	0	0	3	0	2	1	0
	50 - 54	0	2	0	2	0	0	0	0	0	2	0	2	0	0
	'00' - Unknown	2	1	0	3	0	0	0	0	0	3	0	3	0	0
	10 and Under	0	23	0	22	0	0	0	1	0	22	1	21	2	0
	11 - 12	0	6	0	6	0	0	0	0	0	6	0	4	2	0
	13 - 14	1	11	0	11	1	0	0	0	0	12	0	10	2	0
	15	0	9	0	8	0	0	0	1	0	8	1	7	2	0
	16	0	5	0	5	0	0	0	0	0	5	0	5	0	0
	17	0	2	0	2	0	0	0	0	0	2	0	2	0	0
	18	0	1	0	1	0	0	0	0	0	1	0	1	0	0
	19	0	1	0	1	0	0	0	0	0	1	0	1	0	0
	20	0	2	0	2	0	0	0	0	0	2	0	2	0	0
	21	0	1	0	1	0	0	0	0	0	1	0	1	0	0
	22	0	4	0	4	0	0	0	0	0	3	1	4	0	0
	23	0	2	0	0	1	0	0	1	0	1	1	1	1	0
	24	0	1	0	1	0	0	0	0	0	1	0	1	0	0
	25 - 29	1	12	0	9	0	2	0	2	0	10	3	9	3	0
30 - 34	0	3	0	2	1	0	0	0	0	3	0	3	0	0	
40 - 44	0	4	0	4	0	0	0	0	0	4	0	4	0	0	
45 - 49	0	3	0	2	1	0	0	0	0	2	1	3	0	0	
50 - 54	0	1	0	1	0	0	0	0	0	1	0	1	0	0	
Forcible Sodomy	10 and Under	9	4	0	13	0	0	0	0	0	12	1	11	2	0
	11 - 12	1	0	0	1	0	0	0	0	0	1	0	1	0	0
	15	2	0	0	2	0	0	0	0	0	2	0	2	0	0
	16	0	2	0	2	0	0	0	0	0	2	0	2	0	0
	19	1	0	0	1	0	0	0	0	0	1	0	1	0	0
	25 - 29	0	2	0	2	0	0	0	0	0	2	0	1	1	0
	40 - 44	0	1	0	1	0	0	0	0	0	1	0	1	0	0
	50 - 54	0	1	0	1	0	0	0	0	0	1	0	1	0	0
	60 - 64	0	1	0	0	1	0	0	0	0	1	0	1	0	0
	Incest	10 and Under	1	12	0	13	0	0	0	0	0	13	0	12	0
11 - 12		0	3	0	3	0	0	0	0	0	3	0	3	0	0

Victim Offense/Age and Characteristics

2014 Domestic Violence

Offense	Age Group	Victim Sex			Victim Race					Victim Ethnicity			Victim Resident Status		
		Male	Female	Unk	White	Black	Asian	Indian	Unk	Hispanic	NonHisp.	Unk	Resident	NonResident	Unk
Intimidation	13 - 14	1	4	0	5	0	0	0	0	0	5	0	4	1	0
	15	0	3	0	3	0	0	0	0	0	3	0	3	0	0
	18	0	2	0	2	0	0	0	0	0	1	1	1	0	1
	24	0	1	0	1	0	0	0	0	0	1	0	1	0	0
	30 - 34	0	1	0	1	0	0	0	0	0	1	0	1	0	0
	35 - 39	0	1	0	1	0	0	0	0	0	1	0	1	0	0
	'00' - Unknown	0	10	1	7	0	0	0	4	0	7	4	11	0	0
	10 and Under	7	6	0	13	0	0	0	0	1	11	1	12	1	0
	11 - 12	2	3	0	5	0	0	0	0	0	4	1	5	0	0
	13 - 14	6	6	0	12	0	0	0	0	0	11	1	12	0	0
	15	0	3	0	3	0	0	0	0	0	3	0	2	1	0
	16	1	4	0	5	0	0	0	0	0	5	0	4	1	0
	17	3	4	0	6	0	0	0	1	0	5	2	6	1	0
	18	2	13	0	14	1	0	0	0	0	13	2	13	2	0
	19	0	12	0	10	2	0	0	0	0	12	0	11	1	0
	20	3	15	0	16	2	0	0	0	0	18	0	17	1	0
	21	2	14	0	15	1	0	0	0	0	15	1	14	2	0
	22	4	23	0	27	0	0	0	0	2	24	1	26	1	0
	23	4	17	0	18	3	0	0	0	1	18	2	21	0	0
	24	6	32	0	34	3	0	0	1	0	35	3	37	1	0
	25 - 29	17	84	1	94	6	0	0	2	0	94	7	97	5	0
	30 - 34	10	104	0	99	13	1	0	1	0	110	4	105	8	0
	35 - 39	15	87	0	97	1	1	1	2	0	97	5	96	6	0
	40 - 44	24	77	0	92	6	0	0	3	1	90	9	99	1	0
	45 - 49	11	57	0	65	3	0	0	0	0	65	2	63	3	0
	50 - 54	9	42	0	50	0	0	0	1	0	48	3	50	1	0
	55 - 59	16	17	0	30	2	0	0	1	0	32	1	31	1	0
60 - 64	7	31	0	37	1	0	0	0	0	36	2	37	0	0	
65 and Over	19	32	0	50	1	0	0	0	0	48	2	51	0	0	
Kidnaping/Abduction	'00' - Unknown	1	2	0	3	0	0	0	0	3	0	3	0	0	
	10 and Under	12	11	0	16	5	0	0	2	23	0	23	0	0	
	11 - 12	2	0	0	0	2	0	0	0	2	0	2	0	0	
	13 - 14	1	0	0	1	0	0	0	0	1	0	0	1	0	
	15	0	1	0	1	0	0	0	0	1	0	1	0	0	
	17	0	1	0	1	0	0	0	0	1	0	0	1	0	
	18	0	3	0	3	0	0	0	0	3	0	3	0	0	

Victim Offense/Age and Characteristics

2014 Domestic Violence

Offense	Age Group	Victim Sex			Victim Race					Victim Ethnicity			Victim Resident Status		
		Male	Female	Unk	White	Black	Asian	Indian	Unk	Hispanic	NonHisp.	Unk	Resident	NonResident	Unk
	19	0	2	0	2	0	0	0	0	0	2	0	1	1	0
	21	0	1	0	0	1	0	0	0	0	1	0	1	0	0
	22	0	2	0	2	0	0	0	0	0	1	1	2	0	0
	23	0	7	0	7	0	0	0	0	0	6	1	5	1	0
	24	0	2	0	2	0	0	0	0	0	2	0	2	0	0
	25 - 29	0	14	0	12	2	0	0	0	0	13	1	11	1	0
	30 - 34	0	10	0	9	0	0	0	1	0	9	1	8	1	0
	35 - 39	0	3	0	3	0	0	0	0	0	3	0	3	0	0
	40 - 44	0	3	0	3	0	0	0	0	0	3	0	3	0	0
	45 - 49	0	3	0	2	0	0	0	1	0	2	1	2	1	0
	50 - 54	0	1	0	0	1	0	0	0	0	1	0	1	0	0
	55 - 59	1	2	0	3	0	0	0	0	0	3	0	3	0	0
	60 - 64	1	1	0	2	0	0	0	0	0	2	0	2	0	0
	65 and Over	0	3	0	3	0	0	0	0	0	3	0	3	0	0
Murder and Nonnegligent Manslaughter															
	'00' - Unknown	3	0	0	3	0	0	0	0	0	3	0	3	0	0
	10 and Under	6	4	0	10	0	0	0	0	0	9	1	9	1	0
	25 - 29	0	2	0	2	0	0	0	0	0	1	1	2	0	0
	30 - 34	1	1	0	2	0	0	0	0	0	1	0	2	0	0
	35 - 39	0	3	0	3	0	0	0	0	0	3	0	3	0	0
	40 - 44	1	2	0	2	1	0	0	0	0	2	0	2	0	0
	50 - 54	2	0	0	2	0	0	0	0	0	2	0	2	0	0
	55 - 59	1	3	0	4	0	0	0	0	0	3	1	4	0	0
	65 and Over	1	1	0	2	0	0	0	0	0	1	1	2	0	0
Sexual Assault With An Object															
	'00' - Unknown	0	2	0	1	0	0	0	1	1	0	1	2	0	0
	10 and Under	7	13	0	17	3	0	0	0	0	20	0	18	1	1
	11 - 12	2	3	0	5	0	0	0	0	0	5	0	4	1	0
	13 - 14	0	2	0	2	0	0	0	0	0	2	0	2	0	0
	15	1	1	0	2	0	0	0	0	0	2	0	2	0	0
	16	0	3	0	2	0	0	0	1	0	2	1	3	0	0
	17	0	2	0	2	0	0	0	0	0	2	0	1	1	0
	18	1	0	0	1	0	0	0	0	0	1	0	1	0	0
	19	1	3	0	4	0	0	0	0	0	4	0	3	1	0
	20	1	0	0	1	0	0	0	0	0	1	0	1	0	0
	23	0	2	0	2	0	0	0	0	0	2	0	2	0	0
	25 - 29	0	4	0	3	1	0	0	0	0	4	0	4	0	0
	35 - 39	1	1	0	2	0	0	0	0	0	2	0	2	0	0

Victim Offense/Age and Characteristics

2014 Domestic Violence

Offense	Age Group	Victim Sex			Victim Race					Victim Ethnicity			Victim Resident Status		
		Male	Female	Unk	White	Black	Asian	Indian	Unk	Hispanic	NonHisp.	Unk	Resident	NonResident	Unk
Simple Assault	40 - 44	0	5	0	5	0	0	0	0	0	4	1	4	1	0
	'00' - Unknown	27	53	2	60	6	0	0	16	0	61	21	74	2	4
	10 and Under	82	70	1	128	20	0	0	5	1	140	12	137	9	3
	11 - 12	33	20	0	44	8	0	0	1	0	51	2	49	2	0
	13 - 14	32	38	0	63	6	0	0	1	0	69	1	63	5	0
	15	26	29	0	51	1	0	0	3	1	50	4	48	1	0
	16	34	34	0	56	11	0	0	1	1	66	1	58	10	0
	17	30	53	1	72	10	0	0	2	0	82	2	79	2	1
	18	32	84	0	98	17	0	0	1	0	107	9	108	7	0
	19	27	134	0	138	20	0	1	2	2	152	5	146	10	0
	20	33	160	0	170	22	1	0	0	1	184	8	166	22	1
	21	33	130	0	128	33	0	0	2	1	148	14	144	11	3
	22	46	181	0	189	31	2	2	3	1	210	16	209	14	0
	23	43	155	0	179	15	1	0	3	1	186	11	177	13	0
	24	54	126	0	159	19	1	0	1	2	168	10	158	19	1
	25 - 29	189	704	0	790	92	0	1	10	12	830	49	798	56	5
	30 - 34	172	660	1	746	69	1	2	15	11	774	45	748	56	3
	35 - 39	155	559	0	654	54	2	0	4	2	671	37	639	44	7
	40 - 44	141	430	0	523	37	0	0	11	2	548	20	519	33	3
45 - 49	157	309	0	428	32	0	0	6	3	430	32	423	24	1	
50 - 54	134	261	0	366	25	0	0	4	0	373	20	356	25	1	
55 - 59	110	149	2	235	23	1	0	2	0	246	14	243	12	0	
60 - 64	60	89	0	135	14	0	0	0	0	141	7	138	4	0	
65 and Over	76	129	0	197	7	0	0	1	0	196	9	186	5	0	
Statutory Rape	10 and Under	1	5	0	4	1	0	0	1	0	6	0	6	0	0
	11 - 12	0	2	0	2	0	0	0	0	0	2	0	0	2	0
	13 - 14	0	6	0	5	0	0	0	1	0	5	1	6	0	0
	15	0	2	0	2	0	0	0	0	0	2	0	1	1	0
	18	0	1	0	1	0	0	0	0	0	1	0	1	0	0
	Total		2,753	6,855	26	8,606	812	20	12	184	56	8,925	600	8,721	603

NOTE

This report lists offenses. An INCIDENT may contain more than one offense. This explains difference in domestic violence totals in various reports.

Domestic Violence

2014

	Total Investigations	Is the Complainant the Victim?	Repeat Complainants	How many previous calls?	Extent of Abuse				Action Taken			Average Response Time in minutes	Total Time Involved in hours
					Simple Assaults	Aggravated Assaults	Homicides	Other	Arrest	Referral	Other		
Barbour County													
Philippi SP	32	29	5	14	25	7	0	15	28	14	7	20	114
TOTAL for Barbour County	32	29	5	14	25	7	0	15	28	14	7	20	114
Berkeley County													
Berkeley Co SO	285	241	59	94	343	44	11	45	288	5	150	15	44,400
Martinsburg PD	35	35	20	49	37	6	0	6	37	0	12	3	65
Martinsburg SP	146	151	66	318	112	41	0	51	114	27	83	14	291
TOTAL for Berkeley County	466	427	145	461	492	91	11	102	439	32	245	14	44,756
Boone County													
Boone Co SO	20	20	1	0	15	3	0	2	2	18	2	17	40
Madison SP	36	42	25	79	21	9	1	24	34	5	16	14	107
Whitesville SP	30	42	19	56	25	5	0	18	28	4	16	39	133
TOTAL for Boone County	86	104	45	135	61	17	1	44	64	27	34	23	280
Braxton County													
Braxton Co SO	13	11	0	0	8	4	0	1	10	2	1	10	19

	Total Investigations	Is the Complainant the Victim?	Repeat Complainants	How many previous calls?	Extent of Abuse				Action Taken			Average Response Time in minutes	Total Time Involved in hours
					Simple Assaults	Aggravated Assaults	Homicides	Other	Arrest	Referral	Other		
Sutton SP	48	47	24	38	39	17	0	10	56	2	8	22	161
TOTAL for Braxton County	61	58	24	38	47	21	0	11	66	4	9	19	180
Brooke County													
Brooke Co SO	27	31	14	9	29	0	1	1	22	0	9	53	64
Follansbee PD	3	3	1	0	3	0	0	0	3	0	0	5	5
Wellsburg PD	18	19	5	14	19	0	0	0	17	1	1	5	29
Wellsburg SP	16	8	3	5	8	2	0	7	4	2	11	14	34
TOTAL for Brooke County	64	61	23	28	59	2	1	8	46	3	21	27	132
Cabell County													
Cabell CO SO	86	81	6	6	92	1	0	12	51	0	54	20	164
Barboursville PD	20	21	1	1	20	1	0	2	7	20	8	4	30
Milton PD	25	20	0	26	20	1	0	5	12	0	14	2	52
Marshall Univ Police	2	2	2	2	1	0	0	1	0	0	2	0	2
Huntington SP	61	58	23	56	56	1	0	7	43	18	7	10	60
TOTAL for Cabell County	193	182	32	91	189	4	0	27	113	38	85	13	308
Calhoun County													
Grantsville SP	23	21	7	12	14	2	0	8	12	6	6	22	68
TOTAL for Calhoun County	23	21	7	12	14	2	0	8	12	6	6	22	68

	Total Investigations	Is the Complainant the Victim?	Repeat Complainants	How many previous calls?	Extent of Abuse				Action Taken			Average Response Time in minutes	Total Time Involved in hours	
					Simple Assaults	Aggravated Assaults	Homicides	Other	Arrest	Refferal	Other			
Clay County														
Clay SP	30	27	6	12	21	2	0	8	17	7	11	24	59	
TOTAL for Clay County	30	27	6	12	21	2	0	8	17	7	11	24	59	
Doddridge County														
Doddridge Co SO	5	2	1	5	2	1	0	2	0	0	5	1	25	
West Union SP	14	13	3	6	7	4	0	3	8	12	6	16	37	
TOTAL for Doddridge County	19	15	4	11	9	5	0	5	8	12	11	12	62	
Fayette County														
Fayette Co SO	153	140	13	17	138	43	9	34	102	43	79	21	605	
Fayetteville PD	2	1	0	0	1	0	0	1	0	1	1	5	1	
Mount Hope PD	6	19	1	0	8	3	0	8	14	2	3	4	114	
Oak Hill PD	32	35	9	4	26	3	0	6	18	4	15	52	42	
Gauley Bridge SP	13	18	15	21	16	2	0	3	14	6	1	24	46	
Oak Hill SP	27	28	12	31	19	8	0	7	28	5	1	18	85	
TOTAL for Fayette County	233	241	50	73	208	59	9	59	176	61	100	25	893	
Gilmer County														
Glenville PD	4	2	2	2	4	0	0	0	2	0	2	31	5	
Glenville SP	24	22	8	18	13	9	0	10	27	1	4	24	107	

	Total Investigations	Is the Complainant the Victim?	Repeat Complainants	How many previous calls?	Extent of Abuse				Action Taken			Average Response Time in minutes	Total Time Involved in hours
					Simple Assaults	Aggravated Assaults	Homicides	Other	Arrest	Referral	Other		
TOTAL for Gilmer County	28	24	10	20	17	9	0	10	29	1	6	25	112
Grant County													
Grant Co SO	10	1	1	9	6	2	0	3	11	0	0	26	220
Petersburg SP	35	20	10	21	36	7	0	8	24	8	19	22	109
TOTAL for Grant County	45	21	11	30	42	9	0	11	35	8	19	23	329
Greenbrier County													
Greenbrier Co SO	49	47	0	0	47	1	0	2	11	1	38	8	5,166
Lewisburg PD	30	16	0	0	25	10	0	6	27	1	15	4	76
Ronceverte PD	22	19	5	8	17	7	0	6	9	4	17	5	639
White Sulphur Springs PD	13	9	2	7	9	3	0	2	10	0	4	3	44
Lewisburg SP	24	18	5	20	20	2	0	2	15	3	6	10	56
Rainelle SP	13	16	6	6	17	1	0	2	13	3	4	20	40
TOTAL for Greenbrier County	151	125	18	41	135	24	0	20	85	12	84	8	6,021
Hampshire County													
Hampshire Co SO	31	31	7	14	4	25	0	4	23	2	8	356	53
Romney SP	43	43	11	13	38	4	0	12	24	2	28	23	134
TOTAL for Hampshire County	74	74	18	27	42	29	0	16	47	4	36	162	187
Hancock County													
Hancock Co SO	43	61	15	6	46	11	0	4	18	12	31	16	222

	Total Investigations	Is the Complainant the Victim?	Repeat Complainants	How many previous calls?	Extent of Abuse				Action Taken			Average Response Time in minutes	Total Time Involved in hours
					Simple Assaults	Aggravated Assaults	Homicides	Other	Arrest	Referral	Other		
Chester PD	7	8	0	0	6	0	0	2	4	4	4	8	8
Weirton PD	41	49	10	4	45	1	0	3	27	17	9	12	46
New Cumberland SP	8	3	0	0	1	3	0	4	3	1	4	29	12
TOTAL for Hancock County	99	121	25	10	98	15	0	13	52	34	48	15	288
Hardy County													
Hardy Co SO	8	12	5	13	0	12	0	1	10	0	3	30	41
Moorefield PD	13	12	13	53	2	11	0	4	10	0	7	37	32
Moorefield SP	46	40	19	94	37	9	0	14	43	3	14	22	141
TOTAL for Hardy County	67	64	37	160	39	32	0	19	63	3	24	26	214
Harrison County													
Harrison Co SO	103	90	55	158	96	28	0	15	78	20	45	20	303
Bridgeport PD	49	43	9	27	55	14	0	10	24	1	54	24	1
Shinnston PD	10	7	1	1	4	10	0	0	1	3	10	6	40
Bridgeport SP	25	19	13	26	17	3	0	9	19	5	7	17	71
TOTAL for Harrison County	187	159	78	212	172	55	0	34	122	29	116	20	415
Jackson County													
Jackson Co SO	28	19	15	20	0	27	0	6	25	3	5	641	28
Ripley PD	8	8	0	0	7	0	0	1	7	0	1	6	33

	Total Investigations	Is the Complainant the Victim?	Repeat Complainants	How many previous calls?	Extent of Abuse				Action Taken			Average Response Time in minutes	Total Time Involved in hours
					Simple Assaults	Aggravated Assaults	Homicides	Other	Arrest	Referral	Other		
Ripley SP	28	32	16	42	27	1	0	18	23	16	7	24	92
TOTAL for Jackson County	64	59	31	62	34	28	0	25	55	19	13	292	153
Jefferson County													
Jefferson Co SO	50	42	0	14	31	13	1	7	20	0	32	59	2,341
Charles Town PD	20	13	1	1	7	15	0	4	13	0	13	4	927
Kearneysville SP	81	79	37	84	55	16	0	37	59	13	46	13	202
TOTAL for Jefferson County	151	134	38	99	93	44	1	48	92	13	91	27	3,470
Kanawha County													
Kanawha Co SO	807	878	299	1,021	1,089	180	5	193	491	219	777	31	8,355
Charleston PD	707	944	373	636	792	325	2	247	530	318	522	13	58,982
Dunbar PD	81	81	29	43	88	5	0	8	29	45	27	4	635
Nitro PD	18	16	0	0	13	4	0	1	3	12	3	4	2
St Albans PD	46	52	17	73	41	15	0	8	46	6	12	5	64
South Charleston PD	158	187	41	46	274	191	0	120	198	52	347	13	55,098
Glasgow PD	8	8	0	8	7	0	0	1	3	0	5	2	16
Cedar Grove PD	11	11	0	15	12	2	0	1	4	0	11	3	30
WV State University	1	0	0	0	1	0	0	0	0	1	0	1	1
Quincy SP	35	30	11	17	30	10	0	11	33	3	17	22	137

	Total Investigations	Is the Complainant the Victim?	Repeat Complainants	How many previous calls?	Extent of Abuse				Action Taken			Average Response Time in minutes	Total Time Involved in hours
					Simple Assaults	Aggravated Assaults	Homicides	Other	Arrest	Referral	Other		
So Charleston SP	97	84	33	75	74	15	0	33	83	11	28	19	400
Turnpike - Kanawha	1	1	1	2	0	0	0	1	0	1	0	34	4
ICAC Unit	36	0	1	3	15	11	0	35	3	60	2	0	77
TOTAL for Kanawha County	2,002	2,292	805	1,939	2,436	758	7	659	1,423	728	1,751	20	123,801
Lewis County													
Weston PD	12	0	1	1	11	0	0	2	13	0	0	2	61
Weston SP	26	23	9	16	22	7	0	8	22	1	14	19	82
TOTAL for Lewis County	38	23	10	17	33	7	0	10	35	1	14	14	143
Lincoln County													
Hamlin PD	2	0	0	0	0	2	0	0	1	0	1	0	0
Hamlin SP	80	97	42	209	67	16	0	23	31	32	43	21	147
TOTAL for Lincoln County	82	97	42	209	67	18	0	23	32	32	44	21	147
Logan County													
Logan Co SO	59	65	27	50	0	59	1	9	42	4	23	13	93
Chapmanville PD	10	9	4	14	9	1	0	0	6	2	2	5	355
Logan SP	138	166	77	241	134	26	0	42	141	7	56	20	250
TOTAL for Logan County	207	240	108	305	143	86	1	51	189	13	81	17	698
Marion County													
Marion Co SO	34	21	36	99	2	55	4	7	37	27	14	154	184

	Total Investigations	Is the Complainant the Victim?	Repeat Complainants	How many previous calls?	Extent of Abuse				Action Taken			Average Response Time in minutes	Total Time Involved in hours
					Simple Assaults	Aggra-vated Assaults	Homicides	Other	Arrest	Refferal	Other		
Fairmont PD	69	120	19	11	104	1	0	15	34	48	44	34	288
Fairmont SP	23	22	17	32	21	1	0	9	18	1	14	15	129
TOTAL for Marion County	126	163	72	142	127	57	4	31	89	76	72	63	601
Marshall County													
Marshall Co SO	69	84	66	212	68	21	0	15	68	4	32	212	575
Benwood PD	5	3	1	1	4	1	0	0	3	0	2	6	129
Glen Dale PD	3	0	1	1	2	1	0	0	1	1	1	11	2
Mc Mechen PD	2	4	4	8	0	5	0	0	4	0	1	10	4
Moundsville PD	68	85	18	2	50	16	0	19	22	24	41	4	41
Moundsville SP	12	12	3	9	10	1	0	3	11	2	3	16	89
TOTAL for Marshall County	159	188	93	233	134	45	0	37	109	31	80	96	840
Mason County													
Mason Co SO	16	14	11	14	9	2	0	5	7	0	9	15	17
Point Pleasant PD	22	23	5	24	21	1	0	2	11	5	8	3	24
Mason PD	1	1	0	0	1	0	0	0	0	0	1	5	10
Point Pleasant SP	33	29	10	40	28	11	0	2	25	3	15	17	119
TOTAL for Mason County	72	67	26	78	59	14	0	9	43	8	33	12	170
McDowell County													

	Total Investigations	Is the Complainant the Victim?	Repeat Complainants	How many previous calls?	Extent of Abuse				Action Taken			Average Response Time in minutes	Total Time Involved in hours
					Simple Assaults	Aggravated Assaults	Homicides	Other	Arrest	Referral	Other		
McDowell Co SO	71	80	4	6	47	8	0	25	76	71	75	83	521
Welch PD	3	3	0	0	0	3	0	0	3	0	0	5	25
Welch SP	93	107	28	86	70	21	0	23	84	12	18	36	242
TOTAL for McDowell County	167	190	32	92	117	32	0	48	163	83	93	55	788
Mercer County													
Bluefield PD	108	120	18	163	118	40	8	21	133	4	50	8	2,503
Princeton PD	60	70	11	22	83	13	0	12	82	2	24	6	45
Princeton SP	124	148	23	60	111	18	0	49	151	18	9	18	450
TOTAL for Mercer County	292	338	52	245	312	71	8	82	366	24	83	12	2,998
Mineral County													
Mineral Co SO	70	75	1	104	67	17	1	8	36	56	1	17	7,725
Keyser PD	20	12	0	33	29	0	0	4	32	1	0	5	2,640
Potomac State College Poli	1	1	1	1	0	1	0	0	0	0	1	0	0
Keyser SP	53	66	21	41	59	6	0	17	32	10	40	27	105
TOTAL for Mineral County	144	154	23	179	155	24	1	29	100	67	42	19	10,470
Mingo County													
Mingo Co SO	46	51	15	44	41	7	0	4	52	0	0	23	208
Williamson PD	26	30	2	11	23	4	0	9	25	0	11	18	1,562

	Total Investigations	Is the Complainant the Victim?	Repeat Complainants	How many previous calls?	Extent of Abuse				Action Taken			Average Response Time in minutes	Total Time Involved in hours
					Simple Assaults	Aggravated Assaults	Homicides	Other	Arrest	Referral	Other		
Williamson SP	103	115	25	65	83	31	0	43	66	23	68	30	167
TOTAL for Mingo County	175	196	42	120	147	42	0	56	143	23	79	26	1,937
Monongalia County													
Monongalia Co SO	28	21	14	27	0	31	0	3	16	5	15	155	27
Morgantown PD	69	65	57	204	62	22	0	19	74	0	29	10	82
WV University - Police	9	7	6	8	1	8	0	3	2	1	9	5	21
Granville PD	5	1	4	32	5	4	0	0	7	1	1	47	12
Morgantown SP	80	69	34	70	76	6	0	18	55	22	33	16	150
TOTAL for Monongalia County	191	163	115	341	144	71	0	43	154	29	87	35	292
Monroe County													
Monroe Co SO	25	24	0	0	18	3	0	4	18	0	7	31	767
Union SP	14	8	0	0	17	11	0	1	21	2	6	43	123
TOTAL for Monroe County	39	32	0	0	35	14	0	5	39	2	13	35	890
Morgan County													
Morgan Co SO	34	32	12	22	1	32	0	2	22	0	13	705	130
Berkeley Springs SP	22	26	9	13	27	10	0	6	22	2	19	15	115
TOTAL for Morgan County	56	58	21	35	28	42	0	8	44	2	32	434	245
Nicholas County													
Nicholas Co SO	128	112	0	0	12	173	0	28	131	0	82	28	213

	Total Investigations	Is the Complainant the Victim?	Repeat Complainants	How many previous calls?	Extent of Abuse				Action Taken			Average Response Time in minutes	Total Time Involved in hours
					Simple Assaults	Aggravated Assaults	Homicides	Other	Arrest	Refferal	Other		
Pocahontas Co SO	4	7	2	6	4	0	0	3	2	4	1	53	15
Marlinton SP	37	49	22	43	45	5	0	10	24	6	30	20	171
TOTAL for Pocahontas County	41	56	24	49	49	5	0	13	26	10	31	23	186
Preston County													
Preston Co SO	19	17	23	52	1	21	0	9	15	1	15	52	18
Kingwood SP	72	68	29	58	62	8	1	20	47	28	20	27	147
TOTAL for Preston County	91	85	52	110	63	29	1	29	62	29	35	32	165
Putnam County													
Putnam Co SO	185	164	114	262	2	124	1	82	58	12	139	102	1,051
Hurricane PD	5	8	0	0	0	6	1	1	6	1	1	12	17
Winfield PD	15	7	5	26	3	1	0	14	4	9	5	5	74
Winfield SP	27	24	5	14	16	10	0	8	15	8	11	26	106
TOTAL for Putnam County	232	203	124	302	21	141	2	105	83	30	156	85	1,248
Raleigh County													
Raleigh Co SO	202	190	56	107	223	54	0	57	167	79	88	22	1,022
Beckley PD	257	208	79	241	287	27	0	100	130	22	262	10	12,629
Beckley SP	54	87	27	55	57	29	1	19	51	5	50	47	323
TOTAL for Raleigh County	513	485	162	403	567	110	1	176	348	106	400	19	13,974

	Total Investigations	Is the Complainant the Victim?	Repeat Complainants	How many previous calls?	Extent of Abuse				Action Taken			Average Response Time in minutes	Total Time Involved in hours	
					Simple Assaults	Aggravated Assaults	Homicides	Other	Arrest	Refferal	Other			
Randolph County														
Randolph Co SO	10	8	8	23	0	12	0	1	10	0	3	19	16	
Elkins PD	8	10	10	32	0	11	0	1	7	0	5	4	9	
Elkins SP	77	89	34	177	68	20	0	33	69	21	67	14	231	
TOTAL for Randolph County	95	107	52	232	68	43	0	35	86	21	75	14	256	
Ritchie County														
Ritchie Co SO	6	5	0	0	5	1	0	0	3	0	3	4	265	
Harrisville SP	10	20	12	40	28	4	0	13	44	0	1	59	202	
TOTAL for Ritchie County	16	25	12	40	33	5	0	13	47	0	4	38	467	
Roane County														
Roane Co SO	24	16	0	0	13	8	0	6	20	0	7	20	72	
Spencer PD	13	12	0	0	12	1	0	0	9	0	4	4	105	
Spencer SP	45	38	9	24	38	10	0	12	45	7	8	34	171	
TOTAL for Roane County	82	66	9	24	63	19	0	18	74	7	19	25	348	
Summers County														
Summers Co SO	11	15	2	4	10	1	0	4	5	1	9	14	14	
Hinton PD	29	38	14	18	25	2	0	11	21	9	8	8	138	
Hinton SP	17	20	12	26	11	3	0	10	19	1	4	15	67	

	Total Investigations	Is the Complainant the Victim?	Repeat Complainants	How many previous calls?	Extent of Abuse				Action Taken			Average Response Time in minutes	Total Time Involved in hours
					Simple Assaults	Aggravated Assaults	Homicides	Other	Arrest	Refferal	Other		
TOTAL for Summers County	57	73	28	48	46	6	0	25	45	11	21	11	219
Taylor County													
Taylor Co SO	5	5	0	5	3	0	0	2	0	0	5	2	10
Grafton PD	10	8	0	10	8	0	1	1	10	0	0	2	20
Grafton SP	6	3	0	0	3	0	0	3	6	0	0	3	17
TOTAL for Taylor County	21	16	0	15	14	0	1	6	16	0	5	2	47
Tucker County													
Parsons SP	16	15	3	14	10	1	0	8	4	1	14	22	66
TOTAL for Tucker County	16	15	3	14	10	1	0	8	4	1	14	22	66
Tyler County													
Tyler Co SO	20	15	0	0	12	6	0	2	10	3	7	1	21
Sistersville PD	3	3	0	0	1	0	0	2	3	2	2	3	116
TOTAL for Tyler County	23	18	0	0	13	6	0	4	13	5	9	1	137
Upshur County													
Upshur Co SO	16	18	0	0	14	0	0	4	9	0	9	4	1
Buckhannon PD	24	30	10	21	20	0	0	10	17	8	7	10	61
Buckhannon SP	44	47	14	48	64	2	0	7	16	23	36	17	72
TOTAL for Upshur County	84	95	24	69	98	2	0	21	42	31	52	13	134

	Total Investigations	Is the Complainant the Victim?	Repeat Complainants	How many previous calls?	Extent of Abuse				Action Taken			Average Response Time in minutes	Total Time Involved in hours	
					Simple Assaults	Aggravated Assaults	Homicides	Other	Arrest	Referral	Other			
Wayne County														
Wayne Co SO	22	50	5	7	27	8	0	18	9	1	43	85	4,501	
Kenova PD	1	1	0	0	0	0	0	1	0	0	1	2	30	
Wayne SP	70	68	16	28	62	7	1	14	40	51	29	23	234	
TOTAL for Wayne County	93	119	21	35	89	15	1	33	49	52	73	38	4,765	
Webster County														
Upperglade SP	47	59	18	37	10	52	0	31	54	4	35	29	243	
TOTAL for Webster County	47	59	18	37	10	52	0	31	54	4	35	29	243	
Wetzel County														
Wetzel Co SO	2	2	0	0	0	2	0	0	2	0	0	48	78	
Paden City SP	15	25	2	20	26	4	0	3	7	7	27	16	91	
Hundred SP	10	9	5	9	9	0	0	2	6	3	4	25	40	
TOTAL for Wetzel County	27	36	7	29	35	6	0	5	15	10	31	22	209	
Wirt County														
Wirt Co SO	1	2	0	0	0	2	0	0	0	0	2	64	4	
Elizabeth SP	42	37	14	22	16	8	0	19	19	17	7	1	100	
TOTAL for Wirt County	43	39	14	22	16	10	0	19	19	17	9	3	104	
Wood County														
Wood Co SO	51	39	42	160	27	23	0	5	31	3	23	10	64	

	Total Investigations	Is the Complainant the Victim?	Repeat Complainants	How many previous calls?	Extent of Abuse				Action Taken			Average Response Time in minutes	Total Time Involved in hours
					Simple Assaults	Aggravated Assaults	Homicides	Other	Arrest	Referral	Other		
Parkersburg PD	244	272	249	1,225	243	39	0	39	105	77	139	8	301
Vienna PD	21	22	19	64	23	1	0	4	17	2	9	3	44
Parkersburg SP	34	28	14	24	21	6	0	11	19	15	12	18	346
TOTAL for Wood County	350	361	324	1,473	314	69	0	59	172	97	183	9	755
Wyoming County													
Wyoming Co SO	54	56	14	24	1	56	0	0	36	0	21	327	633
Oceana PD	20	37	26	122	0	24	0	14	12	0	26	5	758
Jesse SP	25	18	7	11	9	15	0	10	20	6	8	32	128
TOTAL for Wyoming County	99	111	47	157	10	95	0	24	68	6	55	187	1,519
Total for West Virginia	8,203	8,567	3,229	9,943	7,509	2,625	50	2,319	6,068	1,925	4,932	42	227,706

NOTE

Total Investigations is the DISTINCT COUNT of incidents. Other categories count the number of Offenses, so the total may be larger than the number of investigations.

SEXUAL ASSAULTS

2014

Sexual offenses in Incident Based Reporting are Forcible (*Forcible Rape, Forcible Sodomy, Sexual Assault with an Object and Forcible Fondling*) and Nonforcible (*Statutory Rape and Incest*). These offenses are crimes, not acts of uncontrolled sexual lust. The victims may be of either sex and of any age. The offense of *Forcible Rape* requires that the victim and offender to be of opposite sexes, while the other offenses may have both the victim and offender of the same sex.

VICTIMS

OFFENDERS

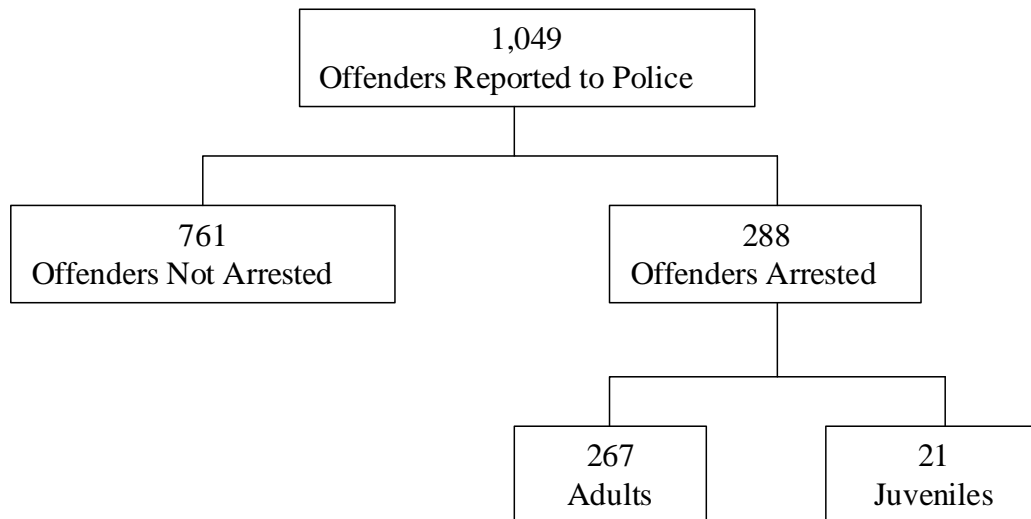
Gender	82.1% were female 17.9% were male 0.2% were unknown	8.2% were female 90.8% were male 0.9% were unknown
Race	90.7% were white 6.1% were black 3.4% were other or unknown	83.5% were white 11.7% were black 4.7% were other or unknown
Age	Average age was 16 Most common age was 14 67.2% were juveniles	Average age was 22 Most common age was 18 28.0% were juveniles

Sexual Assaults - Offender Status by Offenses Reported

2014

<u>OFFENSE</u>	<u>ADULT OFFENDERS</u>	<u>JUVENILE OFFENDERS</u>
Forcible Rape	30 %	23 %
Forcible Sodomy	6 %	9 %
Sexual Assault With An Object	18 %	15 %
Forcible Fondling	37 %	46 %
Statutory Rape	6 %	6 %
Incest	3 %	1 %

Offenders Reported & Arrested



Sexual Assaults - Adult vs. Juvenile Victims

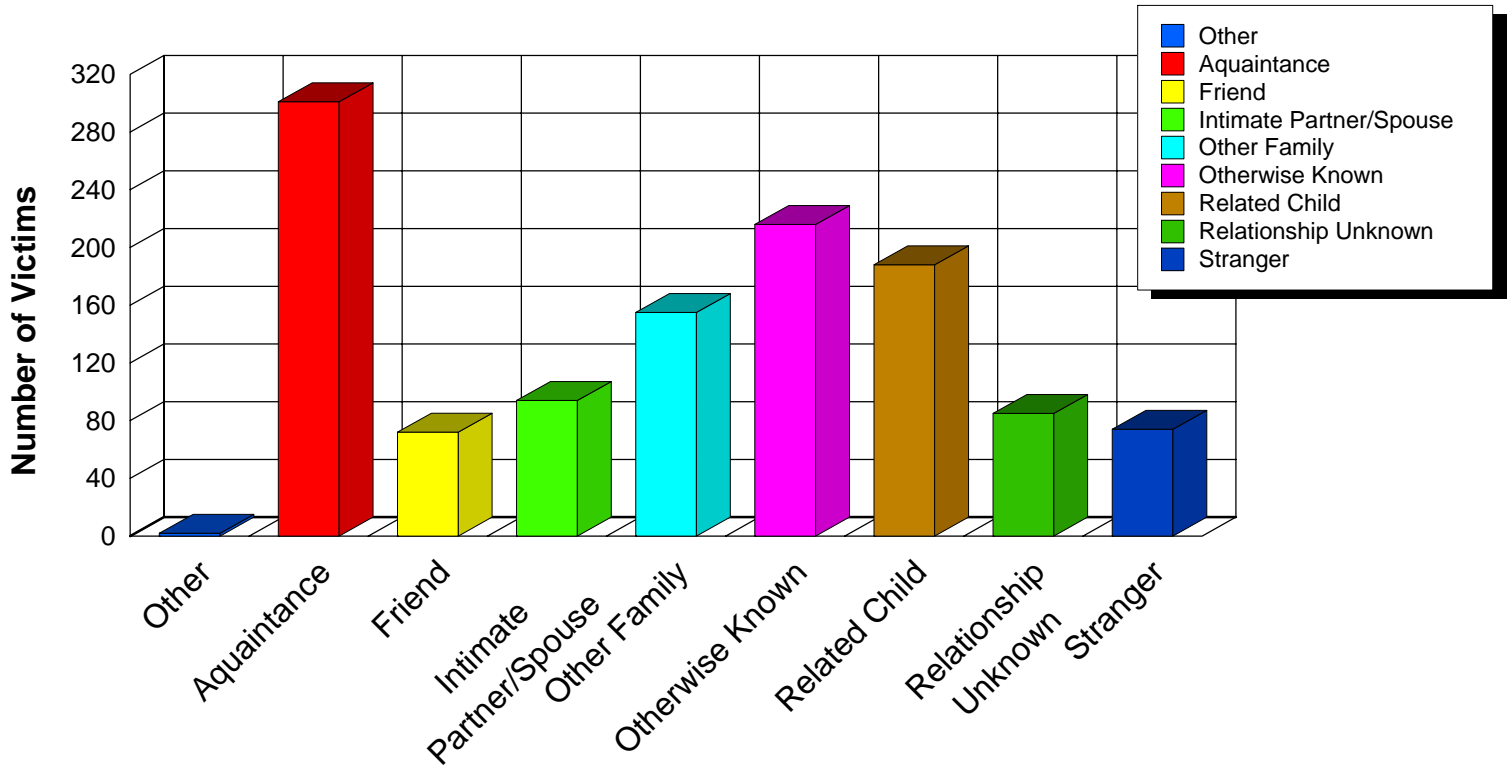
2014

<u>OFFENSE</u>	<u>ADULT VICTIMS</u>	<u>JUVENILE VICTIMS</u>
Forcible Fondling	30 %	45 %
Forcible Rape	40 %	22 %
Forcible Sodomy	7 %	6 %
Incest	1 %	4 %
Sexual Assault With An Object	21 %	14 %
Statutory Rape	1 %	9 %

<u>OFFENDER WAS...</u>	<u>ADULT VICTIMS</u>	<u>JUVENILE VICTIMS</u>
NOT RELATED to Victim	90%	67%
RELATED to Victim	10%	33%

Sexual Assault - Victim's Relationship to Offender

2014



NOTE

Related Child includes child, grandchild, stepchild, child of boyfriend/girlfriend and child of intimate partner.

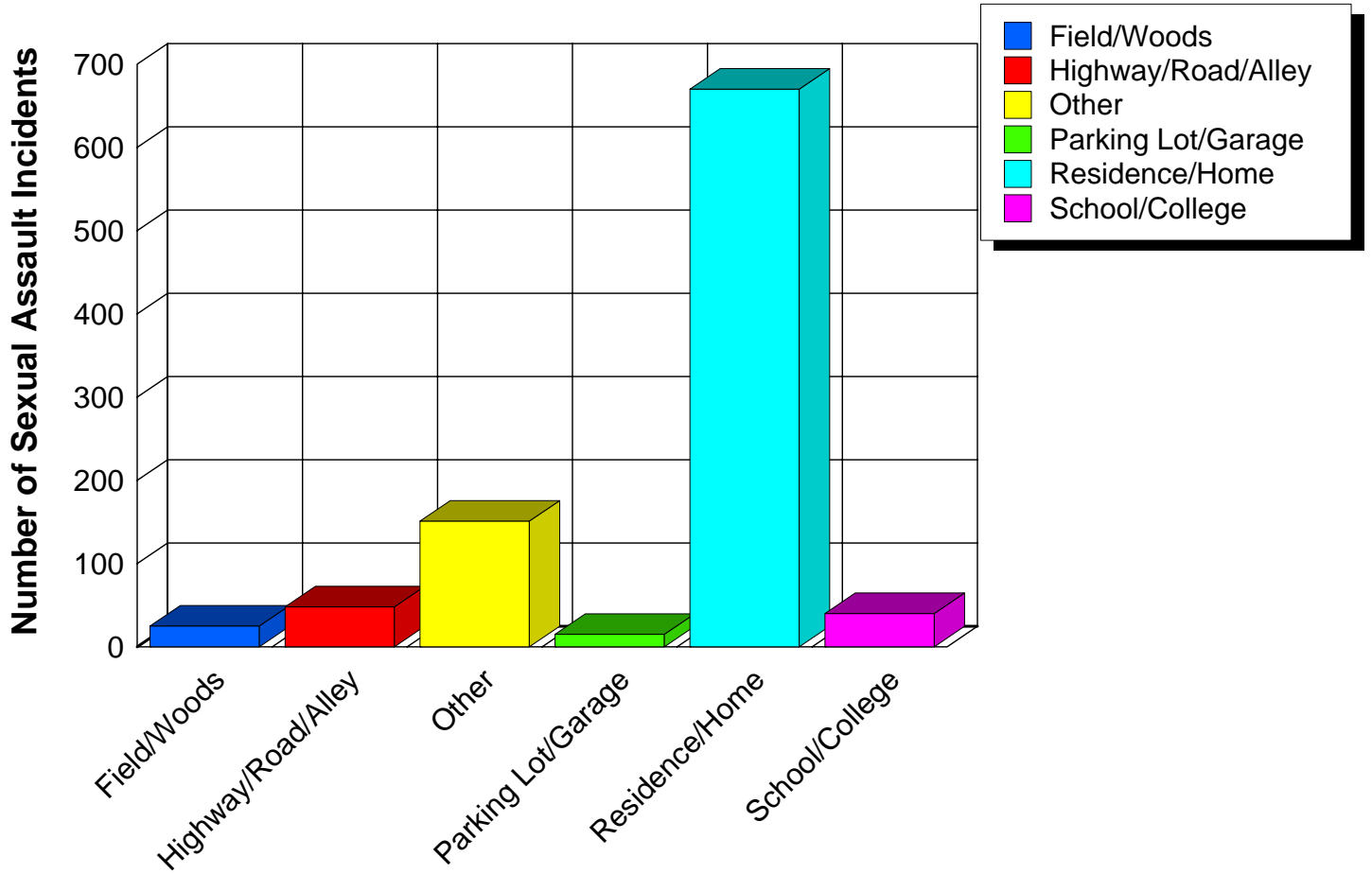
Intimate Partner/Spouse includes spouse, ex-spouse, cohabitating partner, boyfriend/girlfriend, estranged spouse, intimate partner and homosexual partner.

Other Family includes parent, in-law, sibling, grandparent, stepparent, stepsibling and parent.

Otherwise Known includes employer, employee, babysittee, other household member, neighbor and otherwise known.

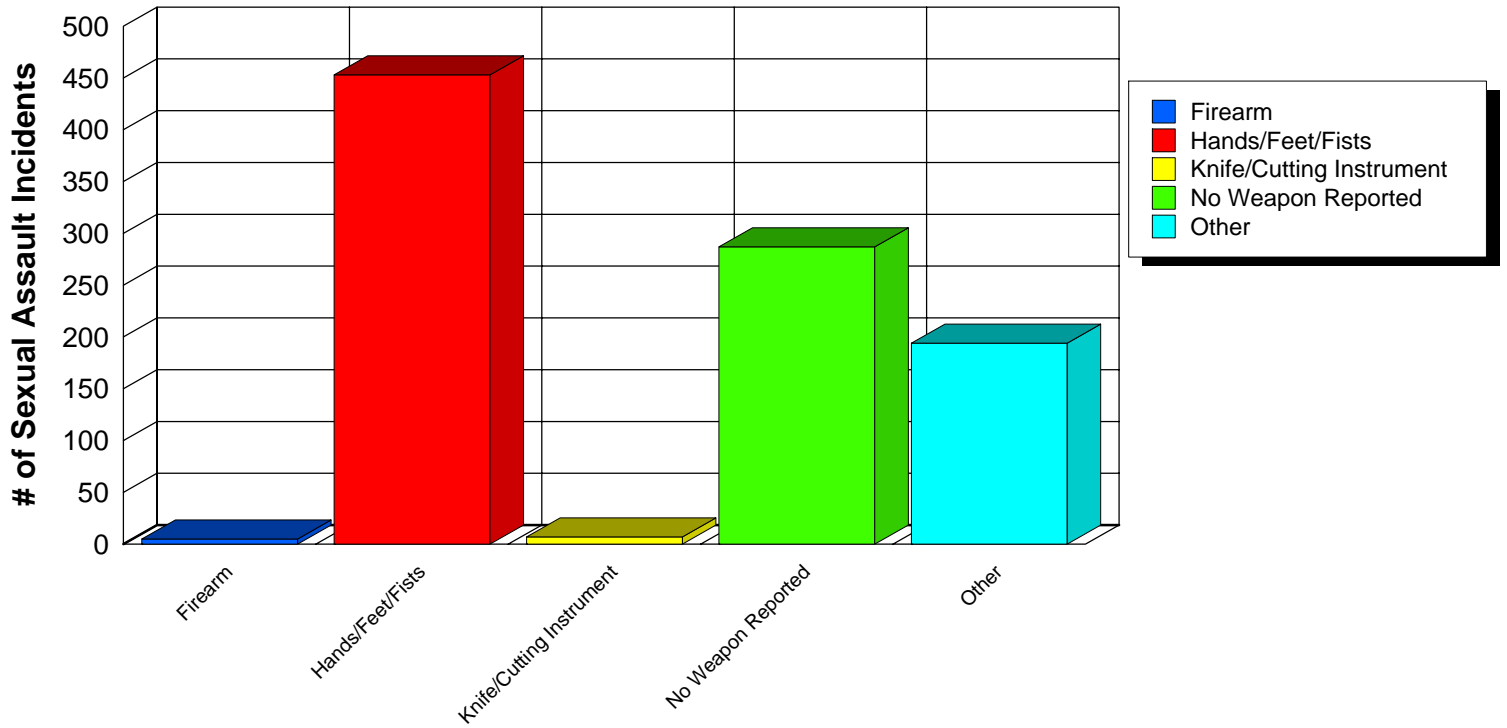
Sexual Assault - Location

2014



Sexual Assault - Weapons Used

2014



Hate / Bias Crimes

2014

Bias incidents having a racial, religious, ethnic, and sexual or gender component as well as crimes against individuals with a handicap, manifest themselves in a wide spectrum of criminal activities. These bias incidents jeopardize the active and open pursuit of freedom and opportunity. They attack our citizens based on their race, religion, ethnic heritage sexual orientation, handicap, political affiliation or gender. Closely linked to such heritage are individual values, beliefs and identities which are constitutionally protected and are challenged by bias motivated crimes. Not only is the person who is personally touched by these offenses victimized, but the entire class of individual residing in the community is affected, as well as damaging the basic fabric of society.

Hate crimes are not separate distinct crimes, but rather “traditional” offenses motivated by an offender’s bias. For example, an offender may commit an assault because of his/her bias against the victim’s race, religion, sexual orientation, ethnicity/national origin, disability, gender or political affiliation. So it’s not necessary to list these offenses in a new crime category. Hate crime data is obtained by collecting additional information about crimes currently being reported to the UCR program, with the bias motivations being specifically addressed. Because of the difficulty in determining an offender’s subjective motivation in the commission of a crime, bias is to be reported only after law enforcement investigation revealed sufficient evidence that offender’s actions were motivated, in whole or in part, in bias.

In response to a growing concern about such crimes, the President, on April 23, 1990 signed into law the “Hate Crime Statistics Act of 1990”, which required the Attorney General to establish guidelines and collect, as part of the UCR program, data “...**about crimes that manifest evidence of prejudice based on race, religion, sexual orientation or ethnicity...**” Disability was added to the act in 1997.

These reports summarize the hate/bias incidents in West Virginia as reported to law enforcement.

West Virginia also recognizes the right for its citizens to be “... **free from any violence, or intimidation by threat of violence committed against their persons or property because of their race, color religion, ancestry, national origin, political affiliation or sex.**”§61-6-2 also states that “**if any person does by force or threat of force, willfully injure, intimidate or interfere with or attempt to injure, intimidate or interfere with, or oppress or threaten any other person in the free exercise or enjoyment of any right or privilege secured to him or her... or ... if any person conspires with another person conspires with another person or persons to willfully injure, oppress threaten or intimidate or interfere with any citizen... and in willful furtherance thereof to assemble with one or more persons for the purpose of teaching any technique or means capable of causing property damage, bodily injury or death when such person or persons intend to employ such techniques or means to violate... they shall be guilty of a felony.**”

Agencies Reporting Hate Crimes By Bias Motivation

2014

	Disability Bias	Ethnicity/ National Origin	Political Affiliation Bias	Racial Bias	Religious Bias	Sexual Orientation Bias	Total
Berkeley Co SO				1			1
Brooke Co SO				2			2
Charleston PD		1	3	3		1	8
Chester PD				1			1
Fairmont PD	1			1			2
Fayette Co SO						1	1
Hancock Co SO				1			1
Hinton PD				3			3
Jefferson Co SO		1					1
Kanawha Co SO	1			1		1	3
Marshall Co SO						1	1
Moundsville PD				1			1
Ohio Co SO				1			1
Raleigh Co SO					1		1
Weirton PD				1			1
Winfield PD				3			3
WV State University				1	1		2
WV University - Police				1			1
Total	2	2	3	21	2	4	34

Location of Hate Crime Incidents By Bias Motivation

2014

	Disability Bias	Ethnicity/National	Political Affiliation	Racial Bias	Religious Bias	Sexual Orientatio	Total
Convenience Store				2			2
Department/Discount Store				1			1
Grocery/Supermarket			1	1			2
Highway/Road/Alley	1			4			5
Other/Unknown					1	1	2
Parking Lot/Garage			1	2	1		4
Rental Storage Facility				1			1
Residence/Home	1	1	1	6		2	11
Restaurant		1					1
School/College				3			3
Service/Gas Station				1		1	2
Total	2	2	3	21	2	4	34

Number of Incidents by Bias Motivation and Type of Offense

2014

		Crimes Against Persons				Crimes Against Property								Crimes Against		Total	
		Aggravated Assault	Intimidation	Simple Assault	Total	All Other Larceny	Arson	Burglary/Breaking & Entering	Counterfeiting/Forgery	Destruction/Damage/Vandalism of Property	Shoplifting	Theft From Building	Theft From Motor Vehicle	Total	Drug/Narcotic Violations		Total
Disability Bias	Anti-Mental Handicap					1								1			1
	Anti-Physical Handicap			1	1												1
	Total			1	1	1								1			2
Ethnicity/National Origin Bias	Anti-Hispanic	1			1												1
	Anti-Other Ethnicity/National Origin			1	1												1
	Total	1		1	2												2
Political Affiliation Bias	Political Affiliation Bias	1			1					1				1	1	1	3

		Crimes Against Persons				Crimes Against Property								Crimes Against		Total	
		Aggravated Assault	Intimidation	Simple Assault	Total	All Other Larceny	Arson	Burglary/Breaking & Entering	Counterfeiting/Forgery	Destruction/Damage/Vandalism of Property	Shoplifting	Theft From Building	Theft From Motor Vehicle	Total	Drug/Narcotic Violations		Total
Political Affiliation Bias	Total	1			1					1				1	1	1	3
Racial Bias	Anti-Asian/Pacific Islander									1				1			1
	Anti-Black	1	1	3	5					4				4			9
	Anti-White			2	2	2		1	1	1	2	1		8	1	1	11
	Total	1	1	5	7	2		1	1	6	2	1		13	1	1	21
Religious Bias	Anti-Catholic									1			1	2			2
	Total									1			1	2			2
Sexual Orientation Bias	Anti-Bisexual														1	1	1
	Anti-Male Homosexual (Gay)			1	1		1			1				2			3
	Total			1	1		1			1				2	1	1	4

	Crimes Against Persons				Crimes Against Property									Crimes Against		Total
	Aggravated Assault	Intimidation	Simple Assault	Total	All Other Larceny	Arson	Burglary/Breaking & Entering	Counterfeiting/Forgery	Destruction/Damage/Vandalism of Property	Shoplifting	Theft From Building	Theft From Motor Vehicle	Total	Drug/Narcotic Violations	Total	
Total	3	1	8	12	3	1	1	1	9	2	1	1	19	3	3	34

Incidents, Offenses, Known Offenders and Victims by Bias Motivation

2014

BIAS MOTIVATION	INCIDENTS	OFFENSES	KNOWN OFFENDERS	VICTIMS
Disability	2	2	2	2
Anti-Mental Handicap	1	1	1	1
Anti-Physical Handicap	1	1	1	1
Ethnicity/National Origin	2	2	2	2
Anti-Hispanic	1	1	1	1
Anti-Other Ethnicity/National Origin	1	1	1	1
Political Affiliation	3	6	6	6
Political Affiliation Bias	3	6	6	6
Race	20	30	23	30
Anti-Asian/Pacific Islander	1	4	0	4
Anti-Black	9	12	9	12
Anti-White	10	14	14	14
Religion	2	4	2	4
Anti-Catholic	2	4	2	4
Sexual Orientation	1	24	24	24
Anti-Bisexual	1	24	24	24
Sexual Orientation	3	3	3	3
Anti-Male Homosexual (Gay)	3	3	3	3

Incidents, Offenses, Known Offenders and Victims by Bias Motivation

2014

BIAS MOTIVATION	INCIDENTS	OFFENSES	KNOWN OFFENDERS	VICTIMS
TOTAL	33	71	62	71

APPENDIX

Offense Definitions

The national UCR Program collects and reports crime incident data for the Nation, states, counties, and cities, through NIBRS and the state programs such as WVIBR. Essential to the maintenance of uniform and consistent data is the utilization of standard definitions of the offenses which are set forth and explained on the following pages.

The definitions, which were developed for NIBRS and WVIBR, are not meant to be used for charging persons with crimes. To the contrary, they are meant to be "receptacles" or "pigeonholes" for reporting crimes that are committed throughout the United States. The purpose for UCR, as developed by law enforcement, is to provide a "common denominator" language which transcends varying local and state laws. State statutes and local ordinances must be very specific in defining crimes so that persons facing prosecution will know the exact charges being placed against them. On the other hand, the definitions used in the NIBRS and WVIBR are generic in order not to exclude varying state and Federal statutes relating to the same type of crime.

Accordingly, the offense definitions in NIBRS are based on the common law definitions found in *Black's Law Dictionary*, as well as those used in the *Uniform Crime Reporting Handbook* and the NCIC Uniform Offense Classifications. Since most state statutes are also based on the common law definitions, even though they may vary as to specifics, most should fit into the corresponding NIBRS and WVIBR offense classifications.

State statute definitions may cross the NIBRS definitions and vice versa. In these cases, the non-conforming offenses should be reported according to their NIBRS offense classifications. For example, some states have "larceny" statutes which are so broadly worded they include the crime of embezzlement. If an embezzlement, as defined in NIBRS, is perpetuated within such a state, it should be reported to the FBI as Embezzlement, not Larceny/Theft, even though the offender is charged locally with larceny.

There are 22 Group "A" crime categories made up of 46 Group "A" offenses. The crime categories are listed below in alphabetical order. Immediately following the name of each category is an indication of whether it involves a "Crime Against Person", "Crime Against Property" or "Crime Against Society." For purposes of this report, violent crimes are murder and nonnegligent manslaughter, forcible sex offenses, assault offenses, kidnapping/abduction and robbery.

NIBRS/WVIBR GROUP A OFFENSE DEFINITIONS

1. Arson (Crime Against Property)

Definition: *To unlawfully and intentionally damage, or attempt to damage, any real or personal property by fire or incendiary device.*

2. Assault Offense (Crime Against Person)

Definition: *An unlawful attack by one person upon another.*

[Note: By definition, there can be no "attempted" assaults, only "completed" assaults.]

(a) Aggravated Assault

Definition: *An unlawful attack by one person upon another wherein the offender uses a weapon or displays it in a threatening manner, or the victim suffers obvious severe or aggravated bodily injury involving apparent broken bones, loss of teeth, possible internal injury, severe laceration, or loss of consciousness.*

[Note: For purposes of Aggravated Assault reporting, a "weapon" is a commonly known weapon (a gun, knife, club, etc.) or any other item which, although not usually thought of as a weapon,

becomes one when used in a manner that could cause the types of severe bodily injury described in the above definition.

A "severe laceration" is one which should receive medical attention.

A "loss of consciousness" must be the direct result of force inflicted on the victim by the offender.]

(b) Simple Assault

Definition: *An unlawful physical attack by one person upon another where neither the offender displays a weapon, nor the victim suffers obvious severe or aggravated bodily injury involving apparent broken bones, loss of teeth, possible internal injury, severe laceration, or loss of consciousness.*

(c) Intimidation

Definition: *To unlawfully place another person in reasonable fear of bodily harm through the use of threatening words and/or other conduct, but without displaying a weapon or subjecting the victim to actual physical attack.*

[Note: This offense includes stalking]

3. Bribery (Except "Sports Bribery") (Crime Against Property)

Definition: *The offering, giving, receiving, or soliciting of anything of value (i.e., a bribe, gratuity, or kickback) to sway the judgment or action of a person in a position of trust or influence.*

[Note: If the bribery involves changing the outcome of a sporting contest or event, it is reported under Gambling Offenses as Sports Tampering, not Bribery.]

4. Burglary/Breaking and Entering (Crime Against Property)

Definition: *The unlawful entry into a building or other structure with intent to commit a felony or theft.*

[Note: An unlawful entry can be made with or without force. Forced entry is where force of any degree or a mechanical contrivance of any kind (e.g., passkey or skeleton key is used to unlawfully enter a building or other structure. An unforced entry is one where the unlawful entry is achieved through an unlocked door or window.]

5. Counterfeiting/Forgery (Crime Against Property)

Definition: *The altering, copying, or imitation of something without authority or right, with the intent to deceive or defraud by passing the copy or thing altered or imitated as that which is original or genuine: or the selling, buying, or possession of an altered, copied, or imitated thing with the intent to deceive or defraud.*

6. Destruction/Damage/Vandalism of Property (Except "Arson") (Crime Against Property)

Definition: *To willfully or maliciously destroy, damage, deface, or otherwise injure real or personal property without the consent of the owner or the person having custody or control of it.*

[Note: This offense is reported only if the reporting agency deems that substantial injury to property has occurred. This offense includes a broad range of injury to property, i.e., from deliberate, extensive destruction at one extreme to mischievous, less extensive damage to the other extreme. It does not include destruction or damage to property caused by the crime of Arson. Incidental damage (e.g., a forced door, broken window, dynamited safe, etc. resulting from another offense (e.g., Burglary, Assault, Homicide, Larceny, Robbery, etc.) is also reported

in this offense category if the reporting agency deems the amount of damage to be substantial. However, for the crime of Arson, incidental damage resulting from fighting the fire is included as part of the loss caused by burning.]

7. Drug/Narcotic Offenses (Except “Driving Under the Influence”) (Crimes Against Society)

Definition: *The violation of the laws prohibiting the production, distribution, and/or use of certain controlled substances and the equipment or devices utilized in their preparation and/or use.*

(a) Drug/Narcotic Violation

Definition: *The unlawful cultivation, manufacture, distribution, sale, purchase, use, possession, transportation, or importation of any controlled drug or narcotic substance.*

(b) Drug Equipment Violation

Definition: *The unlawful manufacture, sale, purchase, possession, or transportation of equipment or devices utilized in preparing and/or using drugs or narcotics.*

8. Embezzlement (Crime Against Property)

Definition: *The unlawful misappropriation by an offender to his/her own use or purpose, of money, property, or some other thing of value entrusted to his/her care, custody, or control.*

9. Extortion/Blackmail (Crime Against Property)

Definition: *To unlawfully obtain money, property, or any other thing of value, either tangible or intangible, through the use or threat of force, misuse of authority, threat of criminal prosecution, threat of destruction of reputation or social standing, or through other coercive means.*

10. Fraud Offenses (Except “Counterfeiting/Forgery” and “Bad Checks”) (Crimes Against Property)

Definition: *The intentional perversion of the truth for the purpose of inducing another person or other entity in reliance upon it to part with some thing of value or to surrender a legal right.*

(a) False Pretenses/Swindle/Confidence Game

Definition: *The intentional misrepresentation of existing fact or condition, or the use of some other deceptive scheme or device, to obtain money, goods, or other things of value.*

(b) Credit Card/Automatic Teller Machine Fraud

Definition: *The unlawful use of a credit (or debit) card or automatic teller machine for fraudulent purposes.*

(c) Impersonation

Definition: *Falsely representing one's identity or position and acting in the character or position thus unlawfully assumed, to deceive others and thereby gain profit or*

advantage, enjoy some right or privilege, or subject another person or entity to an expense, charge, or liability which would not have otherwise been incurred.

(d) Welfare Fraud

Definition: *The use of deceitful statements, practices, or devices to unlawfully obtain welfare benefits.*

(e) Wire Fraud

Definition: *The use of an electric or electronic communications facility to intentionally transmit a false and/or deceptive message in furtherance of a fraudulent activity.*

11. Gambling Offenses (Crimes Against Society)

Definition: *To unlawfully bet or wager money or something else of value; assist, promote, or operate a game of chance for money or some other stake; possess or transmit wagering information; manufacture, sell, purchase, possess, or transport gambling equipment, devices, or goods; or tamper with the outcome of a sporting event or contest to win a gambling advantage.*

(a) Betting/Wagering

Definition: *To unlawfully stake money or something else of value on the happening of an uncertain event or on the ascertainment of a fact in dispute.*

(b) Operating/Promoting/Assisting Gambling

Definition: *To unlawfully operate, promote, or assist in the operation of a game of chance, lottery, or other gambling activity.*

[Note: This offense includes bookmaking, numbers running, transmitting wagering information, etc.]

(c) Gambling Equipment Violations

Definition: *To unlawfully manufacture, sell, buy, possess, or transport equipment, devices, and/or goods, used for gambling purposes.*

(d) Sports Tampering

Definition: *To unlawfully alter, meddle in, or otherwise interfere with a sporting contest or event for the purpose of gaining a gambling advantage.*

[Note: This offense includes engaging in bribery for gambling purposes. For example, if a jockey was bribed to lose a horse race, it would be reported as Sports Tampering, not Bribery.]

12. Homicide Offenses (Crimes Against Persons)

Definition: *The killing of one human being by another.*

(a) Murder and Nonnegligent Manslaughter

Definition: *The willful (nonnegligent) killing of one human being by another.*

[Note: "Assault to Murder" and "Attempted Murder" are reported as Aggravated Assault.]

(b) Negligent Manslaughter

Definition: *The killing of another person through negligence.*

(c) Justifiable Homicide (not a crime)

Definition: *The killing of a perpetrator of a serious criminal offense by a peace officer in the line of duty; or the killing, during the commission of a serious criminal offense, of the perpetrator by a private individual.*

[Note: A "serious criminal offense" is a felony or high misdemeanor. The crime that was being committed when the justifiable homicide took place must be reported as a separate incident, therefore, justifiable homicide cases involve two incidents rather than one.]

13. Kidnaping/Abduction (Crime Against Person)

Definition: *The unlawful seizure, transport, and/or detention of a person against his/her will, or of a minor without the consent of his/her custodial parent(s) or legal guardian.*

[Note: Kidnaping/Abduction includes hostage-taking.]

14. Larceny/Theft (Crime Against Property)

Definition: *The unlawful taking, carrying, leading, or riding away of property from the possession, or constructive possession, of another person.*

(a) Pocket-picking

Definition: *The theft of articles from another person's physical possession by stealth where the victim usually does not become immediately aware of the theft.*

(b) Purse-snatching

Definition: *The grabbing or snatching of a purse, handbag, etc., from the physical possession of another person.*

[Note: If more force is used than is actually necessary to snatch the purse from the grasp of the person, or if the victim resists the theft in any way, then a strong-arm Robbery occurred, rather than Purse-snatching.]

(c) Shoplifting

Definition: *The theft, by someone other than an employee of the victim, of goods or merchandise exposed for sale.*

(d) Theft From Building

Definition: *A theft from within a building which is either open to the general public or where the offender has legal access.*

(e) Theft From Coin-Operated Machine or Device

Definition: *A theft from a machine or device which is operated or activated by the use of coins.*

(f) Theft From Motor Vehicle

Definition: *The theft of articles from a motor vehicle, whether locked or unlocked.*

(g) Theft of Motor Vehicle Part or Accessories

Definition: *The theft of any part or accessory affixed to the interior or exterior of a motor vehicle in a manner in which would make the item an attachment of the vehicle or necessary for its operation.*

(h) All Other Larceny

Definition: *All thefts which do not fit in any of the definition of the specific subcategories of Larceny/Theft listed above.*

[Note: This subcategory includes thefts from fenced enclosures, boats and airplanes. Thefts of animals, lawn mowers, lawn furniture, hand tools and farm and construction equipment are also included where no break-in of a structure was involved.]

15. Motor Vehicle Theft (Crime Against Property)

Definition: *The theft of a motor vehicle.*

[**Note:** A "motor vehicle" is defined for UCR purposes as a self-propelled vehicle that runs on land surface and not on rails and which fits in one of the following property descriptions: One offense is counted for each vehicle stolen.]

- **Automobiles**-Sedans, coupes, station wagons, convertibles, taxicabs, or other similar motor vehicles which serve the primary purpose of transporting people.
- **Buses**-Motor vehicles which are specifically designed (but not necessarily used) to transport groups of people on a commercial basis.
- **Recreational Vehicles**-Motor vehicles which are specifically designed (but not necessarily used) to transport people and also provide them temporary lodging for recreational purposes.
- **Trucks**-Motor vehicles which are specifically designed (but not necessarily used) to transport cargo on a commercial basis.
- **Other Motor Vehicles**-Any other motor vehicles (e.g., motorcycles, motor scooters, trail bikes, ATV's, mopeds, snowmobiles, golf carts) whose primary purpose is to transport people.

16. Pornography/Obscene Material (Crime Against Society)

Definition: *The violation of laws or ordinances prohibiting the manufacture, publishing, sale, purchase, or possession of sexually explicit material, e.g., literature, photographs, etc.*

17. Prostitution Offenses (Crimes Against Society)

Definition: *To unlawfully engage in or promote sexual activities for profit.*

(a) Prostitution

Definition: *To unlawfully engage in sexual relations for profit.*

[Note: This offense includes prostitution by both males and females.]

(b) Assisting or Promoting Prostitution

Definition: *To solicit customers or transport persons for prostitution purposes; to own, manufacture, or operate a dwelling or other establishment for the purpose of providing a place where prostitution is performed; or to otherwise assist or promote prostitution.*

18. Robbery (Crime Against Property)

Definition: *The taking or attempting to take, anything of value under confrontational circumstances from the control, custody, or care of another person by force or threat of force or violence and/or by putting the victim in fear of immediate harm.*

[Note: Because some type of assault is an element of the crime of Robbery, an assault is not reported as a separate crime as long as it was performed in furtherance of the robbery. However, if the injury results in death, a Homicide Offense is reported. The “victims” of a robbery include not only the persons or other entities (businesses, financial institutions, etc.) from whom the property was taken (or attempted to be taken), but also those persons toward whom the robber(s) directed force or threat of force in perpetrating the offense. Therefore, although the primary victim in a bank robbery would be the “Financial Institution”, the teller toward whom the robber pointed a gun and made a demand is also reported as a victim.

19. Sex Offenses, Forcible (Crimes Against Persons)

Definition: *Any sexual act directed against another person, either male or female, forcibly and/or against that person's will; or not forcibly or against that person's will where the victim is incapable of giving consent.*

(a) Forcible Rape (Except “Statutory Rape”)

Definition: *The carnal knowledge of a person forcibly, either male or female and/or against that person's will; or not forcibly or against that person's will where the victim is incapable of giving consent because of his/her temporary or permanent mental or physical incapacity.*

[Note: If force was used or threatened, the crime is classified as Forcible Rape regardless of the age of the victim or the relationship to the offender. If force was used or threatened and the victim was under the statutory age of consent or related to the offender within the degrees where marriage is prohibited, the crime is classified as Statutory Rape or Incest, respectively. Temporary mental or physical incapacity includes drug facilitated sexual assaults.]

(b) Forcible Sodomy

Definition: *Oral or anal sexual intercourse with another person, either male or female, forcibly and/or against that person's will; or not forcibly and/or against that person's will where the victim is incapable of giving his/her consent because of his/her youth or because of his/her temporary or permanent mental or physical incapacity.*

(c) Sexual Assault With An Object

Definition: *To use an object or instrument to unlawfully, penetrate, however slightly, the genital or anal opening of the body of another person (either male or female) forcibly and/or against his/her will; or not forcibly and/or against his/her will where the victim is incapable of giving his/her consent because of his/her youth or because of his/her temporary or permanent mental or physical incapacity.*

[Note: An "object" or "instrument" is anything used by the offender other than the offender's genitalia. Examples are a finger, bottle, handgun, stick, etc.]

(d) Forcible Fondling

Definition: *The touching of the private body parts of another person, either male or female, for the purpose of sexual gratification, forcibly and/or against that person's will; or not forcibly and/or against that person's will where the victim is incapable of giving consent because of his/her youth or because of his/her temporary or permanent mental or physical incapacity.*

[Note: Forcible fondling includes "indecent liberties" and "child molesting". Because Forcible Fondling is an element of Forcible Rape, Forcible Sodomy, and Sexual Assault With An Object, it should be reported only if it is the **sole** forcible sex offense committed against the victim.]

20. Sex Offenses, Nonforcible (Except "Prostitution Offenses") (Crimes Against Persons)

Definition: *Unlawful, nonforcible sexual intercourse.*

(a) Incest

Definition: *Nonforcible sexual intercourse between persons who are related to each other within the degrees wherein marriage is prohibited by law.*

(b) Statutory Rape

Definition: *Nonforcible sexual intercourse with a person who is under the statutory age of consent.*

[Note: If force was used or threatened or the victim was incapable of giving consent because of his/her youth or mental impairment, either temporary or permanent, the offense should be classified as Forcible Rape, not Statutory Rape.]

21. Stolen Property Offenses (Crimes Against Property)

Definition: *Receiving, buying, selling, possessing, concealing, or transporting any property with the knowledge that it has been unlawfully taken, as by burglary, embezzlement, fraud, larceny, robbery, etc. Examples include receiving or transferring stolen goods, receiving or dispensing of property stolen in another state.@*

22. Weapon Law Violations (Crimes Against Society)

Definition: *The violation of laws or ordinances prohibiting the manufacture, sale, purchase, transportation, possession, concealment, or use of firearms, cutting instruments, explosives, incendiary devices, or other deadly weapons.*

GROUP B OFFENSES

There are 11 Group B offense categories and they encompass all of the crimes which are not Group A offenses, with the exception of most traffic offenses. Only arrestee data (or Group B Arrest Reports) need to be reported for Group B Crimes.

Bad Checks

Definition: *Knowingly and intentionally writing and/or negotiating checks drawn against insufficient or nonexistent funds.*

Curfew/Loitering/Vagrancy Violations

Definition: *The violation of a court order, regulation, ordinance, or law requiring the withdrawal of persons from the streets or other specified areas; prohibiting persons from remaining in an area or place in an idle or aimless manner; or prohibiting persons from going from place to place without visible means of support.*

Disorderly Conduct

Definition: *Any behavior that tends to disturb the public peace or decorum, scandalize the community, or shock the public sense of morality.*

Diving Under the Influence

Definition: *Driving or operating a motor vehicle or common carrier while mentally or physically impaired as the result of consuming an alcoholic beverage or using a drug or narcotic.*

Drunkenness

Definition: *To drink alcoholic beverages to the extent that one's mental faculties and physical coordination are subsequently impaired.*

Family Offenses

Definition: *Unlawful, nonviolent acts by a family member (or legal guardian) which threaten the physical, mental, or economic well-being or morals of another family member and which are not classified as other offenses, such as Assault, Incest, Statutory Rape, etc.*

Liquor Law Violations

Definition: *The violation of laws or ordinances prohibiting the manufacture, sale, purchase, transportation, possession, or use of alcoholic beverages.*

Peeping Tom

Definition: *To secretly look through a window, doorway, keyhole, or other aperture for the purpose of voyeurism.*

Runaway

Definition: *A person under the age of 18 years of age who has left home without the permission of his/her parent(s) or legal guardian.*

Trespass of Real Property

Definition: *To unlawfully enter land, a dwelling, or other real property.*

All Other Offenses

Definition: *All crimes which are not Group A offenses and not included in one of the specifically named Group B crime categories listed above.*