

Crime in West Virginia

2010



39th Edition

Earl Ray Tomblin
Governor

Colonel C. R. "Jay" Smithers
Superintendent

TABLE OF CONTENTS (2010)

Table of Contents	
Foreword.....	1
Introduction.....	2
Collection Design	
Implementation	
Participation	
Methodology.....	5
Population and Number of Officers by Agency	6
Crime Rate.....	20
Section I.....	130
Number of Incidents, Offenses, Persons Victimized and Known Offenders.....	131
Number of Incidents, Offenses, Persons Victimized and Known Offenders (Crime against Persons) (Table).....	148
Number of Incidents, Offenses, Persons Victimized and Known Offenders (Crime against Property) (Table).....	149
Number of Incidents, Offenses, Persons Victimized and Known Offenders (Crime against Society) (Table).....	150
Incidents.....	151
Number of Incidents by Time of Day (Chart).....	151
Number of Incidents by Time of Day (Table).....	152
Offenses by Exceptional Clearance.....	153
Exceptional Clearance Basis (Chart).....	153
Offenses by Exceptional Clearance (Table).....	153
Offenses.....	155
Number and Percent of Offenses Completed and Attempted (Table).....	155
Percent Distribution of Location by Type of Crime (Table)	156
Number of Offenses by Weapons, Selected Offenses (Table).....	157
Victims.....	158
Number of Victims by Type (Table).....	158
Number of Violent Crime Victims by Age, Sex and Race (Table).....	161
Number of Persons Victimized by Offenses and Resident Status (Table).....	163
Property.....	164
Value of Property Loss Due to Criminal Action, Property Type (Table).....	165
Value of Property Recovered or Seized by Law Enforcement Agencies, Property Type (Table).....	166
Offenders.....	167
Number of Known Offenders per Incident (Table).....	167
Offender Race versus Victim Race, Violent Crime (Table).....	169
Number of Persons Arrested: Types of Weapons Possessed, Offenses (Table).....	170
Group "B" Arrestee Count and Offenses (Table).....	173

Section II – Jurisdictional Reporting.....	174
Age and Sex of Victims Known to Law Enforcement, Crimes Against Persons and Property (Table).....	175
Age and Sex of Offenders Known to Law Enforcement, Crimes Against Persons and Property (Table).....	228
Offenses (Group “A”) by Agency (Table).....	281
Arrests (Group “A” and “B”) by Agency (Table).....	524
Section III – Special Reports.....	647
Seized Drug Report Summary (Table).....	648
Domestic Violence	
Domestic Violence.....	651
Offenses and Time of Day (Table).....	652
Offenses and Incident Month (Table).....	653
Offenses and Victim to Offender Relationships (Table).....	654
Victim/Offender Relationship and Weapon Used During Offense (Table).....	656
Victim Offense/Age and Characteristics (Table).....	658
Domestic Violence by Agency (Table).....	663
Sexual Assault	
Sexual Assault.....	681
Adult versus Juvenile Offenders.....	682
Offenders Reported and Arrested (Chart).....	682
Adult versus Juvenile Victims (Table).....	683
Offender Relationship – Adult vs. Juvenile (Table).....	683
Victim’s Relationship to Offender (Chart).....	684
Location (Chart).....	685
Weapons Used (Chart).....	686
Hate/Bias Crimes	
Hate/Bias Crimes.....	687
Agencies Reporting Hate Crimes by Bias Motivation (Table).....	688
Location of Hate Crime Incidents by Bias Motivation (Table).....	689
Number of Incidents by Bias Motivation and Type of Offense (Table).....	690
Incidents, Offenses, Known Offenders and Victims by Bias Motivation (Table).....	693
Appendix	
Offense Definitions.....	695

FOREWORD

Over a decade ago, the National Incident-Based Reporting System (NIBRS) was developed as the “new” Uniform Crime Reporting (UCR) Program. Since that time, the agencies whose data appear in this publication have made the transition to the “new” system, leading the way to more relevant, flexible and reliable criminal justice statistics for the state as well as the nation. In many instances, the transitions were difficult and placed a strain on already tight information management resources. The presentations in this document represent the results of that extraordinary effort.

NIBRS and its state equivalent, West Virginia Incident-Based Reporting (WV-IBR), were developed to provide more and better information about crime. The presentations in this document illustrate only the barest potential of the system. As participation grows throughout the law enforcement community, so will the utility of the data and the ability to do complex analysis on a wide array of criminal justice issues. That ability will bring with it an understanding of crime never before possible. For taking the first steps toward making NIBRS and WV-IBR a reality, the chiefs, sheriffs, superintendents and directors of the law enforcement agencies are to be commended. They are leaders not only with vision, but with the commitment to continue law enforcement’s advancement in all areas of information technology. Field officers that had to adapt to new reporting forms and procedures are also to be commended, as they are the true source of the information contained in this annual report.

INTRODUCTION

The National Incident-Based Reporting System, or NIBRS, was developed in response to law enforcement's call for more and better crime statistics. The Uniform Crime Reporting (UCR) Program had served law enforcement well since 1930, but the advent of computers, coupled with the evolution in the nature of criminality in the Nation and State, resulted in a need for modernization. The FBI, with support and funding from the Bureau of Justice Statistics, undertook the redesign process, and in 1989 after years of study and testing, launched NIBRS or the new UCR. States soon began implementing the new system that collects incident-based data as opposed to summary counts and addresses a wide array of offenses and details about crime and its nature.

West Virginia responded to need to modernize crime reporting by converting from the summary based collection system to an incident-based reporting (IBR) system. The state program is known as West Virginia Incident-Based Reporting (WV-IBR). This effort was greatly aided by funding from the US Bureau of Justice Statistics and the WV Division of Criminal Justice Services (WVDCJS). In September of 1998, West Virginia became the sixteenth state to receive NIBRS certification by the FBI. As of January 1, 1999, West Virginia fully committed to IBR by only accepting data in the WV-IBR format. Full conversion and adjustment to the new system is still ongoing.

Collection Design

NIBRS and WV-IBR collects information on each single incident and arrest within 22 crime categories composed of 46 offense types (known as Group A offenses). For each occurrence known to the police within these categories, incident, offense, victim property, offender and arrestee information is sent first to the state UCR program, where it is reviewed before being forwarded to the FBI and the WV Statistical Analysis Center (SAC).

Most of the general concepts for collecting, scoring and reporting UCR data are retained in NIBRS. Unlike the historical UCR system under which data were summarized monthly, NIBRS data are sent incident by incident, or disaggregated, lending great flexibility in terms of data compilation and analysis. The design of NIBRS allows extraction of information formerly collected through the summarized system to maintain the integrity of summary UCR's long-running statistical series on crime.

Implementation

NIBRS is designed to be a byproduct of a modern automated law enforcement law enforcement information system. It is incident-based, *as are law enforcement records*. Because NIBRS solicits considerably more detail about each criminal incident than did summary UCR, it is necessary, however that automated records systems be established or modified to extract the needed information from police records at the local level. These local agency systems

must meet both NIBRS and the state-specific requirements (WV-IBR) that address state-level criminal justice issues.

Before a local agency begins submitting data to WV-IBR and the FBI, the agency must demonstrate its ability to meet NIBRS and WV-IBR reporting requirements. All agencies whose data appear in this document have successfully demonstrated that their record systems are capable of producing reliable crime information in the NIBRS and WV-IBR format.

PARTICIPATION

For various reasons, the following agencies were unable or unwilling to submit any data in 2010.

Sheriff Departments:

Calhoun County SO
Clay County SO
Pendleton County SO

Pleasants County SO
Webster County SO

Police Departments:

Albright PD
Alderson PD
Anawalt PD
Anmore PD
Ansted PD
Athens PD
Barrackville PD
Bayard PD
Belle PD
Berkeley Springs PD
Bethany PD
Bluefield College PD
Bradshaw PD
Bramwell PD
Burnsville PD
Cameron PD
Capon Bridge PD
Cedar Grove PD
Chesapeake PD
Chester PD
Clearview PD
Clendenin PD
Danville PD

Mannington PD
Marlinton PD
Masontown PD
Matewan PD
Matoka PD
McMechen PD
Mitchell Heights PD
Mount Hope PD
New Cumberland PD
North Fork PD
Parsons PD
Paw Paw PD
Pennsboro PD
Petersburg PD
Peterstown PD
Piedmont PD
Pineville PD
Poca PD
Pratt PD
Protective Services Capital
Rainelle PD
Reedsville PD

Davy PD
Delbarton PD
Fairview PD
Farmington PD
Fayetteville PD
Gary PD
Gassaway PD
Gauley Bridge PD
Gilbert PD
Glasgow PD
Glenville State College
Grant Town PD
Grantsville PD
Handley PD
Hartford PD
Henderson PD
Hundred PD
laegar PD
Kermit PD
Keystone PD
Kimball PD
Mabscott PD
Madison PD
Man PD

Rhodell PD
Richwood PD
Ridgeley PD
Rivesville PD
Rowlesburg PD
Sistersville PD
Smithers PD
Sophia PD
St. Marys PD
Star City PD
Sutton PD
Sylvester PD
Terra Alta PD
Tridelpia PD
War PD
Wardensville PD
Webster Springs PD
West Liberty College
West Liberty PD
West Logan PD
West Milford PD
Whitesville PD
Williamstown PD
Winfield PD

Several agencies reported only 6 months of data or less.
Those agencies are as follows:

Sheriff Departments:

Gilmer County SO
Lincoln County SO

Pocahontas County SO

Police Departments:

Bethlehem PD
East Bank PD
Eleanor PD
Fort Gay PD
Kanawha Co Parks

Mason PD
Monongah PD
Oak Hill PD
Paden City PD
West Union PD

METHODOLOGY

Tables and narrative comments addressing the volume and types of criminal incidents reported to WV-IBR and the FBI in 2010 are presented throughout this document.

Criminal incidents in NIBRS are classified as crimes against persons, crimes against property and crimes against society.¹ Incidents can involve more than one offense, victim or offender. For counting purposes, one offense is counted for each victim of *crimes against persons* (assault offenses, homicide offenses, kidnapping/abduction, and sex offenses, forcible and non-forcible). Regardless of the number of victims, one offense is counted for each distinct incident of *crimes against property* (bribery, burglary/breaking and entering, counterfeiting/forgery, destruction/damage/vandalism of property, embezzlement, extortion/blackmail, fraud offenses, larceny/theft offenses, motor vehicle theft, robbery, stolen property offenses) and *crimes against society* (drug/narcotic offenses, gambling offenses, pornography/obscene material, prostitution offenses and weapon law violations). Violent crimes are murder, forcible sex offenses, assault offenses, kidnapping/abduction and robbery. Robbery is a violent crime against property as it involves force or threat of force but its objective is to obtain money or property.

While “counting” in summary UCR was for the most part straight forward, NIBRS introduces a myriad of data aggregation or “counting” possibilities. In this document, the principles outlined in “Methods for Understanding and Analyzing NIBRS Data²” were followed. The “unit of count” varies from table to table, or even by column within tables. Explanatory notes accompany each table to clarify the method of aggregation.

IBR data are collected for 22 crime categories composed of 46 specific offenses (known as Group “A” offenses). For each offense known to police within these categories, incident, victim, property, offender and arrest information is gathered.

¹ See Appendix 1 for offense definitions.

² Yoshio Akiyama and James Nolan, “Methods for Understanding and Analyzing NIBRS Data,” *Journal of Quantitative Criminology*, June 1999

POPULATION AND NUMBER OF OFFICERS BY AGENCY 2010

<u>County</u>	<u>Population</u>	<u># male officers</u>	<u># female officers</u>
<u>Barbour</u>			
Barbour Co SO	11,372	7	0
Belington PD	1,843	2	0
Philippi PD	2,833	7	0
DNR - 1 - Barbour		1	0
FIRE MARSHAL - Barbour		0	0
Philippi SP		5	0
Total:	16,048		
<u>Berkeley</u>			
Martinsburg SP		24	1
BCI - Martinsburg		6	0
Berkeley Co SO	91,269	53	2
Martinsburg PD	17,654	39	5
DNR - 2 - Berkeley		4	0
FIRE MARSHAL - Berkeley		0	0
tf Eastern Panhandle Drug & Vio		6	0
Total:	108,923		
<u>Boone</u>			
Boone Co SO	20,861	22	0
Madison PD	2,615	5	0
Whitesville PD	502	0	0
DNR - 5 - Boone		1	0
Danville PD	557	2	0
Sylvester PD	516	1	0
FIRE MARSHAL - Boone		0	0
Madison SP		8	1
Whitesville SP		4	0
Total:	25,051		
<u>Braxton</u>			
Sutton SP		6	0
Braxton Co SO	12,354	10	0
Gassaway PD	864	2	0
Sutton PD	971	1	0
Burnsville PD	462	2	0
DNR - 3 - Braxton		2	0
FIRE MARSHAL - Braxton		0	0
Total:	14,651		

<u>County</u>	<u>Population</u>	<u># male officers</u>	<u># female officers</u>
<u>Brooke</u>			
Brooke Co SO	13,580	19	0
Follansbee PD	2,861	7	0
Wellsburg PD	2,585	6	0
DNR - 1 - Brooke		1	0
Bethany PD	981	0	0
FIRE MARSHAL - Brooke		0	0
Wellsburg SP		3	0
Total:	20,007		
<u>Cabell</u>			
Huntington SP		13	1
Cabell CO SO	44,646	40	1
Barboursville PD	3,652	18	0
Huntington PD	49,703	101	5
Milton PD	2,489	3	0
Marshall Univ Police		19	2
DNR - 5 - Cabell		2	0
FIRE MARSHAL - Cabell		0	0
tf Huntington Drug & Vio Crime		0	0
Total:	100,490		
<u>Calhoun</u>			
Calhoun Co SO	6,665	3	0
Grantsville PD	529	1	0
DNR - 6 - Calhoun		1	0
FIRE MARSHAL - Calhoun		0	0
Grantsville SP		3	0
Total:	7,194		
<u>Clay</u>			
Clay SP		4	0
Clay Co SO	10,163	5	0
Clay PD - NO PD		0	0
DNR - 3 - Clay		2	0
FIRE MARSHAL - Clay		0	0
Total:	10,163		
<u>Doddridge</u>			
Doddridge Co SO	6,519	5	1
West Union PD	785	1	0
DNR - 6 - Doddridge		1	0
FIRE MARSHAL - Doddridge		0	0
West Union SP		4	0
Total:	7,304		

<u>County</u>	<u>Population</u>	<u># male officers</u>	<u># female officers</u>
<u>Fayette</u>			
Gauley Bridge SP		5	0
Oak Hill SP		8	0
Turnpike - Fayette		0	0
Fayette Co SO	31,049	30	1
Ansted PD	1,598	1	0
Fayetteville PD	2,710	11	0
Montgomery PD	1,943	5	0
Mount Hope PD	1,376	4	1
Oak Hill PD	7,231	12	1
Meadow Bridge - NO PD		0	0
Smithers PD	844	4	0
Pax - - NO PD		0	0
WVU Tech-Security		6	0
DNR - 4 - Fayette		3	0
Gauley Bridge PD	690	3	0
FIRE MARSHAL - Fayette		0	0
Total:	47,441		
<u>Gilmer</u>			
Gilmer Co SO	5,452	5	0
Glenville PD	1,454	3	0
Glenville State College		3	0
DNR - 6 - Gilmer		2	0
FIRE MARSHAL - Gilmer		0	0
Glenville SP		4	0
Total:	6,906		
<u>Grant</u>			
Petersburg SP		0	0
Grant Co SO	8,986	7	0
Petersburg PD	2,821	3	0
DNR - 2 - Grant		2	0
Bayard PD	284	1	0
FIRE MARSHAL - GRANT		0	0
tf Potomac Highland Drug & Vio		4	0
Total:	12,091		
<u>Greenbrier</u>			
Greenbrier Co SO	25,379	27	1
Lewisburg PD	3,545	11	0
Rainelle PD	1,478	2	0
Ronceverte PD	1,520	6	0
White Sulphur Springs PD	2,296	6	0
Quinwood -- NO PD		0	0
DNR - 4 - Greenbrier		1	0
Rupert - - NO PD		0	0
FIRE MARSHAL - Greenbrier		0	0
tf Greenbrier Co Drug		1	0
Rainelle SP		4	0
Lewisburg SP		8	0
Total:	34,218		

<u>County</u>	<u>Population</u>	<u># male officers</u>	<u># female officers</u>
<u>Hampshire</u>			
Romney SP		10	0
Hampshire Co SO	21,112	14	1
Romney PD	1,936	3	0
DNR - 2 - Hampshire		4	0
Capon Bridge PD	294	1	0
FIRE MARSHAL - Hampshire		0	0
Total:	23,342		
<u>Hancock</u>			
Hancock Co SO	11,647	26	0
Chester PD	2,325	5	1
Weirton PD	18,717	35	1
New Cumberland PD	987	3	0
DNR - 1 - Hancock		1	0
FIRE MARSHAL - Hancock		0	0
tf Hancock-Brooke Drug		5	0
New Cumberland SP		3	0
Total:	33,676		
<u>Hardy</u>			
Moorefield SP		8	0
Hardy Co SO	11,170	8	0
Moorefield PD	2,508	5	1
Wardensville PD	261	2	0
DNR - 2 - Hardy		1	0
FIRE MARSHAL - Hardy		0	0
Total:	13,939		
<u>Harrison</u>			
Harrison Co SO	35,018	43	0
Bridgeport PD	8,121	25	2
Clarksburg PD	16,652	42	2
Salem PD	2,078	3	0
Shinnston PD	2,273	8	0
Stonewood PD	1,892	2	0
Anmoore PD	790	2	0
Nutter Fort PD	1,648	6	0
Lumberport PD	985	2	0
Lost Creek NO - - NO PD		0	0
West Milford PD	662	0	0
DNR - 1 - Harrison		3	0
FIRE MARSHAL - Harrison		0	0
tf Harrison Co Drug & Vio Crime		0	0
Bridgeport SP		13	0
Total:	70,119		

<u>County</u>	<u>Population</u>	<u># male officers</u>	<u># female officers</u>
<u>Jackson</u>			
Ripley SP		3	1
Jackson Co SO	21,326	14	0
Ravenswood PD	3,958	5	0
Ripley PD	3,264	9	0
DNR - 6 - Jackson		2	0
FIRE MARSHAL - Jackson		0	0
Total:	28,548		
<u>Jefferson</u>			
Jefferson Co SO	41,982	23	2
Charles Town PD	5,183	14	1
Shepherdstown PD	1,173	4	0
Ranson PD	5,078	11	2
Harpers Ferry PD	1,414	4	0
DNR - 2 - Jefferson		1	0
Shepherd University		7	2
FIRE MARSHAL - Jefferson		0	0
Kearneysville SP		10	0
Total:	54,830		
<u>Kanawha</u>			
Quincy SP		10	0
WV State Police Hdqts		0	0
So Charleston SP		18	2
BCI - SO Charleston		5	0
Turnpike - Kanawha		24	0
ICAC Unit		6	0
Kanawha Co SO	96,785	95	7
Belle PD	1,164	4	0
Charleston PD	50,822	165	10
Dunbar PD	7,718	16	0
Nitro PD	6,836	16	0
St Albans PD	11,117	20	0
South Charleston PD	12,691	40	0
Chesapeake PD	1,564	3	0
Marmet PD	1,628	5	0
East Bank PD	905	3	0
Glasgow PD	741	2	0
Clendenin PD	1,063	4	0
Cedar Grove PD	817	0	0
Pratt PD	539	1	0
Handley PD	346	1	0
WV STATE UNIVERSITY		11	0
DNR - 5 - Kanawha		3	0
FIRE MARSHAL - Kanawha		31	1
Kanawha Co Parks		3	0
Jefferson PD - NO PD		0	0
Protective Services-Capitol		19	0
tf Metro Drug Enforcement		16	0
Total:	194,736		

<u>County</u>	<u>Population</u>	<u># male officers</u>	<u># female officers</u>
<u>Lewis</u>			
Lewis Co SO	13,380	11	0
Weston PD	4,362	6	0
DNR - 3 - Lewis		1	0
FIRE MARSHAL - Lewis		0	0
Weston SP		6	0
Total:	17,742		
<u>Lincoln</u>			
Hamlin SP		12	0
Lincoln Co SO	21,431	9	0
Hamlin PD	1,094	4	0
DNR - 5 - Lincoln		1	0
FIRE MARSHAL - LINCOLN		0	0
Total:	22,525		
<u>Logan</u>			
Logan Co SO	31,926	19	1
Logan PD	1,500	8	0
Man PD	691	3	0
Chapmanville PD	1,120	5	0
DNR - 5 - Logan		2	0
West Logan PD	390	1	0
Mitchell Heights PD	273	0	0
FIRE MARSHAL - Logan		0	0
tf U S 119 Task Force		6	0
Logan SP		16	0
Total:	35,900		
<u>Marion</u>			
Fairmont SP		9	0
BCI - Fairmont		7	1
Marion Co SO	31,535	31	0
Fairmont PD	19,332	33	2
Mannington PD	2,118	3	1
Rivesville PD	921	1	0
Monongah PD	974	2	0
Fairview PD	455	1	0
Farmington PD	395	1	0
Grant Town PD	647	1	0
Worthington PD -- NO PD		0	0
DNR - 1 - Marion		3	0
Barrackville PD	1,315	1	0
Fairmont Campus Police		6	0
FIRE MARSHAL - MARION		0	0
TF--3 RIVERS		0	0
Total:	57,692		

<u>County</u>	<u>Population</u>	<u># male officers</u>	<u># female officers</u>
<u>Marshall</u>			
Marshall Co SO	17,787	26	0
Benwood PD	1,424	6	0
Cameron PD	1,073	3	0
Glen Dale PD	1,389	5	0
Mc Mechen PD	1,715	3	0
Moundsville PD	9,121	17	1
DNR - 1 - Marshall		1	0
FIRE MARSHAL - MARSHALL		0	0
Moundsville SP		7	0
	Total:	32,509	
<u>Mason</u>			
Point Pleasant SP		5	0
Mason Co SO	18,097	17	0
Point Pleasant PD	4,445	9	0
New Haven PD	1,531	2	0
Mason PD	1,055	3	0
Henderson PD	311	0	0
Hartford PD	525	0	0
Leon - - NO PD		0	0
DNR - 5 - Mason		1	0
FIRE MARSHAL - Mason		0	0
	Total:	25,964	
<u>McDowell</u>			
Mc Dowell Co SO	16,605	15	0
Keystone PD	356	1	0
War PD	655	2	0
Welch PD	2,174	9	0
Anawalt PD	228	0	0
Gary PD	729	2	0
North Fork PD	409	1	0
Davy PD	333	0	0
Kimball PD	328	3	0
laeger PD	287	1	0
DNR - 4 - McDowell		1	0
FIRE MARSHAL - McDOWELL		0	0
Bradshaw PD	244	1	0
Welch SP		7	0
	Total:	22,348	

<u>County</u>	<u>Population</u>	<u># male officers</u>	<u># female officers</u>
<u>Mercer</u>			
Turnpike - Mercer		0	0
Princeton SP		15	0
BCI - Bluefield		2	0
Mercer Co SO	43,371	26	0
Athens PD	1,200	1	0
Bluefield PD	11,222	20	0
Princeton PD	6,354	19	1
Matoaka PD	308	1	0
Bramwell PD	420	1	0
Concord College Security		6	1
Bluefield College		2	0
DNR - 4 - Mercer		3	0
FIRE MARSHAL - MERCER		0	0
tf So Regional Drug & Vio Crime		0	0
	Total:	62,875	
<u>Mineral</u>			
Mineral Co SO	20,707	13	0
Keyser PD	5,349	11	1
Piedmont PD	934	1	0
Ridgeley PD	694	3	0
Elk Garden - - NO PD		0	0
Potomac State College Police		6	0
DNR - 2 - Mineral		2	0
FIRE MARSHAL - MINERAL		0	0
Keyser SP		8	0
	Total:	27,684	
<u>Mingo</u>			
Gilbert SP		4	0
Williamson SP		3	0
Mingo Co SO	22,058	19	0
Gilbert PD	393	4	0
Williamson PD	3,039	7	0
Kermit PD	239	1	0
Delbarton PD	466	2	0
Matewan PD	481	1	0
DNR - 5 - Mingo		1	0
FIRE MARSHAL - MINGO		0	0
	Total:	26,676	

<u>County</u>	<u>Population</u>	<u># male officers</u>	<u># female officers</u>
<u>Monongalia</u>			
Monongalia Co SO	54,387	34	2
Morgantown PD	31,247	60	3
Star City PD	1,764	5	0
Westover PD	4,238	8	1
Osage - - NO PD		0	0
WV UNIVERSITY - POLICE		38	7
DNR - 1 - Monongalia		2	0
Granville PD	854	13	0
FIRE MARSHAL - Monongalia		0	0
tf Monongalia Valley Drug		0	0
Morgantown SP		21	1
	Total:	92,490	
<u>Monroe</u>			
Union SP		4	0
Monroe Co SO	13,831	8	0
Alderson PD	1,079	1	0
Union - - NO PD		0	0
Peterstown PD		0	0
DNR - 4 - Monroe		1	0
FIRE MARSHAL - MONROE		0	0
	Total:	14,910	
<u>Morgan</u>			
Morgan Co SO	15,621	11	0
Berkeley Springs (BATH) PD	699	3	0
Paw Paw PD	491	2	0
DNR - 2 - Morgan		1	0
FIRE MARSHAL - MORGAN		0	0
Berkeley Springs SP		5	0
	Total:	16,811	
<u>Nicholas</u>			
Richwood SP		2	0
Summersville SP		4	0
Nicholas Co SO	20,952	27	0
Richwood PD	2,323	5	0
Summersville PD	3,351	14	0
DNR - 3 - Nicholas		4	0
FIRE MARSHAL - NICHOLAS		0	0
tf Central WV Drug		5	0
	Total:	26,626	

<u>County</u>	<u>Population</u>	<u># male officers</u>	<u># female officers</u>
<u>Ohio</u>			
Ohio Co SO	10,596	27	1
Wheeling PD	29,054	76	4
Triadelphia PD	813	1	0
Bethlehem PD	2,504	4	0
West Liberty PD	1,249	0	0
Valley Grove PD - - NO PD		0	0
West Liberty College		5	0
DNR - 1 - Ohio		1	0
Clearview PD	550	0	0
FIRE MARSHAL - OHIO		0	0
tf Ohio Valley Drug & Vio Crime		3	0
BCI - Wheeling		4	0
Wheeling SP		5	0
Total:	44,766		
<u>Pendleton</u>			
Franklin SP		4	0
Pendleton Co SO	7,442	3	0
Franklin - - NO PD		0	0
DNR - 2 - Pendleton		2	0
FIRE MARSHAL - PENDLETON		0	0
Total:	7,442		
<u>Pleasants</u>			
Pleasants Co SO	5,551	5	1
St Marys PD	1,925	4	0
DNR - 6 - Pleasants		1	0
FIRE MARSHAL - PLEASANTS		0	0
St Marys SP		2	1
Total:	7,476		
<u>Pocahontas</u>			
Marlinton SP		6	0
Pocahontas Co SO	7,286	8	0
Marlinton PD	1,208	0	0
DNR - 3 - Pocahontas		2	0
Durbin - - NO PD		0	0
FIRE MARSHAL - POCAHONTAS		0	0
Total:	8,494		

<u>County</u>	<u>Population</u>	<u># male officers</u>	<u># female officers</u>
<u>Preston</u>			
Preston Co SO	24,142	17	1
Kingwood PD	3,097	3	0
Terra Alta PD	1,537	1	0
Rowlesburg PD	621	2	0
Masontown PD	663	0	0
Newburg - - NO PD		0	0
Tunnelton - - NO PD		0	0
Reedsville PD	545	0	0
DNR - 1 - Preston		2	0
FIRE MARSHAL - PRESTON		0	0
Albright PD	257	0	0
Kingwood SP		6	0
Total:	30,862		
<u>Putnam</u>			
Winfield SP		6	1
Putnam Co SO	44,583	36	2
Hurricane PD	6,463	15	0
Winfield PD	2,088	2	0
Eleanor PD	1,581	2	0
Poca PD	1,045	0	0
Bancroft - - NO PD		0	0
DNR - 5 - Putnam		4	0
FIRE MARSHAL - PUTNAM		0	0
Total:	55,760		
<u>Raleigh</u>			
Raleigh Co SO	60,741	43	2
Beckley PD	16,990	47	2
Lester - - NO PD		0	0
Mabscott PD	1,350	2	0
Sophia PD	1,238	4	0
Rhodell PD	231	2	0
DNR - 4 - Raleigh		4	0
FIRE MARSHAL - Raleigh		0	0
tf TRIDENT****-DISBANDED 4/2009		0	0
Turnpike - Raleigh		0	0
Beckley SP		12	0
BCI - Beckley		2	1
Total:	80,550		
<u>Randolph</u>			
Elkins SP		14	0
Randolph Co SO	21,779	10	0
Elkins PD	7,114	8	0
Mill Creek - - NO PD		0	0
DNR - 3 - Randolph		3	0
FIRE MARSHAL - RANDOLPH		0	0
Total:	28,893		

<u>County</u>	<u>Population</u>	<u># male officers</u>	<u># female officers</u>
<u>Ritchie</u>			
Ritchie Co SO	7,387	7	0
Harrisville PD	1,827	1	0
Pennsboro PD	1,155	1	0
Cairo - - NO PD		0	0
DNR - 6 - Ritchie		1	0
FIRE MARSHAL - Ritchie		0	0
Harrisville SP		5	0
Total:	10,369		
<u>Roane</u>			
Spencer SP		6	0
Roane Co SO	12,951	7	0
Spencer PD	2,114	5	0
DNR - 6 - Roane		1	0
FIRE MARSHAL - ROANE		0	0
Total:	15,065		
<u>Summers</u>			
Summers Co SO	10,639	6	0
Hinton PD	2,545	8	0
DNR - 4 - Summers		4	0
FIRE MARSHAL - SUMMERS		0	0
Hinton SP		5	0
Total:	13,184		
<u>Taylor</u>			
Grafton SP		3	0
Taylor Co SO	11,168	7	0
Grafton PD	5,463	6	0
Flemington - - NO PD		0	0
DNR - 1 - Taylor		1	0
FIRE MARSHAL - Taylor		0	0
Total:	16,631		
<u>Tucker</u>			
Tucker Co SO	5,503	4	0
Parsons PD	1,378	1	0
Thomas PD - - NO PD		0	0
DNR - 1 - Tucker		0	0
Davis - - NO PD		0	0
Hambleton - - NO PD		0	0
FIRE MARSHAL - TUCKER		0	0
Parsons SP		4	0
Total:	6,881		

<u>County</u>	<u>Population</u>	<u># male officers</u>	<u># female officers</u>
<u>Tyler</u>			
Tyler Co SO	6,538	7	0
Paden City PD	2,575	3	0
Sistersville PD	1,389	4	0
Middlebourne - - NO PD		0	0
Friendly - - NO PD		0	0
DNR - 6 - Tyler		1	0
FIRE MARSHAL - TYLER		0	0
Total:	10,502		
<u>Upshur</u>			
Upshur Co SO	18,651	11	0
Buckhannon PD	5,601	9	1
DNR - 3 - Upshur Co		2	0
FIRE MARSHAL - UPSHUR		0	0
Buckhannon SP		6	0
BCI - Buckhannon		3	0
Total:	24,252		
<u>Wayne</u>			
Wayne SP		9	0
Wayne Co SO	30,951	20	1
Ceredo PD	1,608	6	0
Kenova PD	3,297	7	0
Wayne PD	1,168	0	0
Fort Gay PD	813	3	0
DNR - 5 - Wayne		2	0
FIRE MARSHAL - Wayne		0	0
Total:	37,837		
<u>Webster</u>			
Webster Co SO	8,827	5	0
Webster Springs PD	753	2	0
Cowen PD - - NO PD		0	0
Camden On Gauley - - NO PD		0	0
DNR - 3 - Webster		3	0
FIRE MARSHAL - WEBSTER		0	0
Upperglade SP		4	0
Total:	9,580		
<u>Wetzel</u>			
Hundred SP		3	0
Paden City SP		3	0
Wetzel Co SO	8,685	10	0
Hundred PD	323	0	0
New Martinsville PD	5,592	11	0
Pine Grove - - NO PD		0	0
Littleton - -NO PD		0	0
Smithfield - - NO PD		0	0
DNR - 1 - Wetzel		1	0
FIRE MARSHAL - WETZEL		0	0
Total:	14,600		

<u>County</u>	<u>Population</u>	<u># male officers</u>	<u># female officers</u>
<u>Wirt</u>			
Wirt Co SO	5,673	3	0
Elizabeth - - NO PD		0	0
DNR - 6 - Wirt		2	0
FIRE MARSHAL - Wirt		0	0
Elizabeth SP		3	0
	Total:		
	5,673		
<u>Wood</u>			
Parkersburg SP		8	1
Wood Co SO	42,507	34	2
Parkersburg PD	32,001	59	2
Vienna PD	10,715	17	0
Williamstown PD	3,044	6	0
DNR - 6 - Wood		3	0
FIRE MARSHAL - WOOD		0	0
tf Parkersburg Vio Crime Narc		0	0
	Total:		
	88,267		
<u>Wyoming</u>			
Wyoming Co SO	19,876	20	0
Mullens PD	1,556	6	0
Pineville PD	648	3	0
Oceana PD	1,401	5	0
DNR - 4 - Wyoming		1	0
FIRE MARSHAL - Wyoming		0	0
Jesse SP		4	0
	Total:		
	23,481		
Total population for 2010:	1,852,994		

Crime Rate

2010

Barbour

Barbour Co SO

<u>Offense</u>	<u>Offense Count</u>	<u>Crime Rate (per 1,000 persons)</u>
Aggravated Assault	4	0.35
All Other Larceny	6	0.53
Burglary/Breaking & Entering	3	0.26
Counterfeiting/Forgery	1	0.09
Destruction/Damage/Vandalism of Property	8	0.70
Drug/Narcotic Violations	11	0.97
Intimidation	2	0.18
Sexual Assault With An Object	1	0.09
Shoplifting	3	0.26
Simple Assault	25	2.20
Stolen Property Offenses	3	0.26
Theft From Building	1	0.09

	<u>Index Offense Count</u>	<u>Crime Rate</u>	<u>Population</u>
Barbour Co SO	17	1.49	11,372

Belington PD

<u>Offense</u>	<u>Offense Count</u>	<u>Crime Rate (per 1,000 persons)</u>
Aggravated Assault	17	9.22
All Other Larceny	7	3.80
Burglary/Breaking & Entering	6	3.26
Credit Card/Automatic Teller Fraud	2	1.09
Destruction/Damage/Vandalism of Property	9	4.88
Drug/Narcotic Violations	5	2.71
False Pretenses/Swindle/Confidence Game	2	1.09
Intimidation	4	2.17
Robbery	1	0.54
Shoplifting	1	0.54
Simple Assault	4	2.17
Statutory Rape	1	0.54
Theft From Building	1	0.54
Theft From Motor Vehicle	3	1.63

	<u>Index Offense Count</u>	<u>Crime Rate</u>	<u>Population</u>
Belington PD	36	19.53	1,843

Philippi PD

<u>Offense</u>	<u>Offense Count</u>	<u>Crime Rate (per 1,000 persons)</u>
----------------	----------------------	---------------------------------------

Aggravated Assault	3	1.06
Burglary/Breaking & Entering	3	1.06
Counterfeiting/Forgery	1	0.35
Credit Card/Automatic Teller Fraud	1	0.35
Destruction/Damage/Vandalism of Property	5	1.76
Drug/Narcotic Violations	10	3.53
False Pretenses/Swindle/Confidence Game	1	0.35
Intimidation	2	0.71
Motor Vehicle Theft	1	0.35
Shoplifting	4	1.41
Simple Assault	17	6.00
Theft From Building	10	3.53
Theft From Motor Vehicle	4	1.41

	<u>Index Offense Count</u>	<u>Crime Rate</u>	<u>Population</u>
Philippi PD	25	8.82	2,833

Philippi SP

<u>Offense</u>	<u>Offense Count</u>	<u>Crime Rate (per 1,000 persons)</u>
Aggravated Assault	9	N/A
All Other Larceny	13	N/A
Arson	1	N/A
Burglary/Breaking & Entering	22	N/A
Counterfeiting/Forgery	1	N/A
Destruction/Damage/Vandalism of Property	29	N/A
Drug Equipment Violations	1	N/A
Drug/Narcotic Violations	13	N/A
False Pretenses/Swindle/Confidence Game	3	N/A
Forcible Fondling	1	N/A
Impersonation	2	N/A
Intimidation	4	N/A
Motor Vehicle Theft	7	N/A
Sexual Assault With An Object	3	N/A
Shoplifting	3	N/A
Simple Assault	35	N/A
Stolen Property Offenses	1	N/A
Theft From Building	14	N/A
Theft From Motor Vehicle	9	N/A

	<u>Index Offense Count</u>	<u>Crime Rate</u>	<u>Population</u>
Philippi SP	77		

Berkeley

Berkeley Co SO

<u>Offense</u>	<u>Offense Count</u>	<u>Crime Rate (per 1,000 persons)</u>
Aggravated Assault	47	0.51
All Other Larceny	260	2.85
Arson	14	0.15
Burglary/Breaking & Entering	232	2.54

Counterfeiting/Forgery	29	0.32
Credit Card/Automatic Teller Fraud	21	0.23
Destruction/Damage/Vandalism of Property	126	1.38
Drug/Narcotic Violations	75	0.82
Embezzlement	11	0.12
Extortion/Blackmail	1	0.01
False Pretenses/Swindle/Confidence Game	31	0.34
Forcible Fondling	28	0.31
Forcible Rape	12	0.13
Forcible Sodomy	3	0.03
Intimidation	30	0.33
Kidnaping/Abduction	7	0.08
Motor Vehicle Theft	62	0.68
Murder and Nonnegligent Manslaughter	1	0.01
Negligent Manslaughter	1	0.01
Pornography/Obscene Material	1	0.01
Robbery	12	0.13
Sexual Assault With An Object	1	0.01
Shoplifting	43	0.47
Simple Assault	376	4.12
Statutory Rape	2	0.02
Stolen Property Offenses	20	0.22
Theft From Building	9	0.10
Theft From Coin Operated Machine or Device	6	0.07
Theft From Motor Vehicle	157	1.72
Theft of Motor Vehicle Parts/Accessories	51	0.56
Weapon Law Violations	13	0.14

	<u>Index Offense Count</u>	<u>Crime Rate</u>	<u>Population</u>
Berkeley Co SO	892	9.77	91,269

DNR - 2 - Berkeley

<u>Offense</u>	<u>Offense Count</u>	<u>Crime Rate (per 1,000 persons)</u>
Weapon Law Violations	1	N/A

	<u>Index Offense Count</u>	<u>Crime Rate</u>	<u>Population</u>
DNR - 2 - Berkeley	0		

Martinsburg PD

<u>Offense</u>	<u>Offense Count</u>	<u>Crime Rate (per 1,000 persons)</u>
Aggravated Assault	46	2.61
All Other Larceny	337	19.09
Arson	8	0.45
Burglary/Breaking & Entering	124	7.02
Counterfeiting/Forgery	58	3.29
Credit Card/Automatic Teller Fraud	27	1.53
Destruction/Damage/Vandalism of Property	132	7.48
Drug/Narcotic Violations	299	16.94
Embezzlement	13	0.74
Extortion/Blackmail	1	0.06

False Pretenses/Swindle/Confidence Game	46	2.61
Forcible Fondling	1	0.06
Forcible Rape	3	0.17
Forcible Sodomy	4	0.23
Incest	1	0.06
Intimidation	32	1.81
Kidnaping/Abduction	2	0.11
Motor Vehicle Theft	41	2.32
Pornography/Obscene Material	2	0.11
Prostitution	5	0.28
Robbery	18	1.02
Sexual Assault With An Object	4	0.23
Shoplifting	355	20.11
Simple Assault	279	15.80
Stolen Property Offenses	39	2.21
Theft From Motor Vehicle	171	9.69
Theft of Motor Vehicle Parts/Accessories	15	0.85
Weapon Law Violations	32	1.81

	<u>Index Offense Count</u>	<u>Crime Rate</u>	<u>Population</u>
Martinsburg PD	1,110	62.88	17,654

Martinsburg SP

<u>Offense</u>	<u>Offense Count</u>	<u>Crime Rate (per 1,000 persons)</u>
Aggravated Assault	45	N/A
All Other Larceny	125	N/A
Arson	1	N/A
Burglary/Breaking & Entering	180	N/A
Counterfeiting/Forgery	34	N/A
Credit Card/Automatic Teller Fraud	32	N/A
Destruction/Damage/Vandalism of Property	166	N/A
Drug Equipment Violations	1	N/A
Drug/Narcotic Violations	403	N/A
Embezzlement	8	N/A
False Pretenses/Swindle/Confidence Game	44	N/A
Forcible Fondling	15	N/A
Forcible Rape	8	N/A
Forcible Sodomy	4	N/A
Impersonation	11	N/A
Incest	1	N/A
Intimidation	137	N/A
Kidnaping/Abduction	4	N/A
Motor Vehicle Theft	42	N/A
Pornography/Obscene Material	3	N/A
Prostitution	3	N/A
Robbery	15	N/A
Sexual Assault With An Object	3	N/A
Shoplifting	60	N/A
Simple Assault	178	N/A

Statutory Rape	1	N/A
Stolen Property Offenses	20	N/A
Theft From Building	41	N/A
Theft From Coin Operated Machine or Device	5	N/A
Theft From Motor Vehicle	99	N/A
Theft of Motor Vehicle Parts/Accessories	80	N/A
Weapon Law Violations	24	N/A

	<u>Index Offense Count</u>	<u>Crime Rate</u>	<u>Population</u>
Martinsburg SP	700		

tf Eastern Panhandle Drug & Vio

<u>Offense</u>	<u>Offense Count</u>	<u>Crime Rate (per 1,000 persons)</u>
Arson	1	N/A
Betting/Wagering	15	N/A
Burglary/Breaking & Entering	1	N/A
Credit Card/Automatic Teller Fraud	2	N/A
Drug/Narcotic Violations	267	N/A
Theft From Coin Operated Machine or Device	1	N/A
Weapon Law Violations	3	N/A

	<u>Index Offense Count</u>	<u>Crime Rate</u>	<u>Population</u>
tf Eastern Panhandle Drug & Vio	2		

Boone

Boone Co SO

<u>Offense</u>	<u>Offense Count</u>	<u>Crime Rate (per 1,000 persons)</u>
Aggravated Assault	12	0.58
All Other Larceny	35	1.68
Burglary/Breaking & Entering	30	1.44
Credit Card/Automatic Teller Fraud	1	0.05
Destruction/Damage/Vandalism of Property	20	0.96
False Pretenses/Swindle/Confidence Game	1	0.05
Forcible Fondling	2	0.10
Forcible Rape	1	0.05
Impersonation	1	0.05
Intimidation	10	0.48
Motor Vehicle Theft	7	0.34
Robbery	1	0.05
Sexual Assault With An Object	2	0.10
Simple Assault	30	1.44
Theft From Motor Vehicle	1	0.05

	<u>Index Offense Count</u>	<u>Crime Rate</u>	<u>Population</u>
Boone Co SO	87	4.17	20,861

DNR - 5 - Boone

<u>Offense</u>	<u>Offense Count</u>	<u>Crime Rate (per 1,000 persons)</u>
Destruction/Damage/Vandalism of Property	1	N/A
Weapon Law Violations	1	N/A

DNR - 5 - Boone	<u>Index Offense Count</u>	<u>Crime Rate</u>	<u>Population</u>
	0		

Madison SP

<u>Offense</u>	<u>Offense Count</u>	<u>Crime Rate (per 1,000 persons)</u>
Aggravated Assault	28	N/A
All Other Larceny	71	N/A
Arson	3	N/A
Burglary/Breaking & Entering	52	N/A
Counterfeiting/Forgery	20	N/A
Credit Card/Automatic Teller Fraud	1	N/A
Destruction/Damage/Vandalism of Property	68	N/A
Drug/Narcotic Violations	167	N/A
Embezzlement	3	N/A
False Pretenses/Swindle/Confidence Game	7	N/A
Forcible Fondling	3	N/A
Forcible Rape	4	N/A
Impersonation	1	N/A
Intimidation	21	N/A
Kidnaping/Abduction	1	N/A
Motor Vehicle Theft	25	N/A
Pornography/Obscene Material	2	N/A
Purse-snatching	1	N/A
Sexual Assault With An Object	2	N/A
Shoplifting	26	N/A
Simple Assault	80	N/A
Stolen Property Offenses	10	N/A
Theft From Building	46	N/A
Theft From Motor Vehicle	12	N/A
Theft of Motor Vehicle Parts/Accessories	43	N/A
Weapon Law Violations	9	N/A

Madison SP	<u>Index Offense Count</u>	<u>Crime Rate</u>	<u>Population</u>
	308		

Whitesville SP

<u>Offense</u>	<u>Offense Count</u>	<u>Crime Rate (per 1,000 persons)</u>
Aggravated Assault	14	N/A
All Other Larceny	28	N/A
Arson	1	N/A
Burglary/Breaking & Entering	19	N/A
Counterfeiting/Forgery	8	N/A
Destruction/Damage/Vandalism of Property	18	N/A
Drug Equipment Violations	4	N/A
Drug/Narcotic Violations	39	N/A
Embezzlement	2	N/A
False Pretenses/Swindle/Confidence Game	4	N/A
Forcible Fondling	1	N/A
Impersonation	1	N/A

Intimidation	9	N/A
Motor Vehicle Theft	1	N/A
Robbery	2	N/A
Simple Assault	22	N/A
Stolen Property Offenses	4	N/A
Theft From Building	2	N/A
Theft From Motor Vehicle	2	N/A
Theft of Motor Vehicle Parts/Accessories	2	N/A
Weapon Law Violations	2	N/A

	<u>Index Offense Count</u>	<u>Crime Rate</u>	<u>Population</u>
Whitesville SP	70		

Braxton

Braxton Co SO

<u>Offense</u>	<u>Offense Count</u>	<u>Crime Rate (per 1,000 persons)</u>
Aggravated Assault	14	1.13
All Other Larceny	12	0.97
Burglary/Breaking & Entering	4	0.32
Counterfeiting/Forgery	4	0.32
Destruction/Damage/Vandalism of Property	18	1.46
Drug Equipment Violations	1	0.08
Drug/Narcotic Violations	17	1.38
False Pretenses/Swindle/Confidence Game	1	0.08
Intimidation	6	0.49
Motor Vehicle Theft	3	0.24
Shoplifting	5	0.40
Simple Assault	15	1.21
Stolen Property Offenses	2	0.16
Theft From Building	1	0.08
Theft From Motor Vehicle	1	0.08
Theft of Motor Vehicle Parts/Accessories	2	0.16

	<u>Index Offense Count</u>	<u>Crime Rate</u>	<u>Population</u>
Braxton Co SO	42	3.40	12,354

Sutton SP

<u>Offense</u>	<u>Offense Count</u>	<u>Crime Rate (per 1,000 persons)</u>
Aggravated Assault	10	N/A
All Other Larceny	33	N/A
Arson	2	N/A
Burglary/Breaking & Entering	20	N/A
Counterfeiting/Forgery	3	N/A
Credit Card/Automatic Teller Fraud	1	N/A
Destruction/Damage/Vandalism of Property	51	N/A
Drug Equipment Violations	4	N/A
Drug/Narcotic Violations	68	N/A
False Pretenses/Swindle/Confidence Game	7	N/A
Forcible Fondling	6	N/A

Forcible Rape	1	N/A
Impersonation	1	N/A
Intimidation	8	N/A
Kidnaping/Abduction	1	N/A
Motor Vehicle Theft	6	N/A
Pornography/Obscene Material	1	N/A
Shoplifting	9	N/A
Simple Assault	40	N/A
Stolen Property Offenses	3	N/A
Theft From Building	20	N/A
Theft From Coin Operated Machine or Device	3	N/A
Theft From Motor Vehicle	12	N/A
Theft of Motor Vehicle Parts/Accessories	10	N/A
Weapon Law Violations	7	N/A

	<u>Index Offense Count</u>	<u>Crime Rate</u>	<u>Population</u>
Sutton SP	124		

Brooke

Brooke Co SO

Offense	Offense Count	Crime Rate (per 1,000 persons)
Aggravated Assault	2	0.15
All Other Larceny	49	3.61
Arson	1	0.07
Burglary/Breaking & Entering	65	4.79
Counterfeiting/Forgery	8	0.59
Credit Card/Automatic Teller Fraud	3	0.22
Destruction/Damage/Vandalism of Property	38	2.80
Drug/Narcotic Violations	20	1.47
False Pretenses/Swindle/Confidence Game	11	0.81
Forcible Fondling	4	0.29
Impersonation	3	0.22
Intimidation	10	0.74
Motor Vehicle Theft	12	0.88
Robbery	2	0.15
Simple Assault	72	5.30
Statutory Rape	2	0.15
Stolen Property Offenses	2	0.15
Theft From Building	5	0.37
Theft From Coin Operated Machine or Device	1	0.07
Theft From Motor Vehicle	13	0.96
Theft of Motor Vehicle Parts/Accessories	2	0.15

	<u>Index Offense Count</u>	<u>Crime Rate</u>	<u>Population</u>
Brooke Co SO	151	11.12	13,580

DNR - 1 - Brooke

Offense	Offense Count	Crime Rate (per 1,000 persons)
Weapon Law Violations	2	N/A

DNR - 1 - Brooke	<u>Index Offense Count</u>	<u>Crime Rate</u>	<u>Population</u>
	0		

Follansbee PD

<u>Offense</u>	<u>Offense Count</u>	<u>Crime Rate (per 1,000 persons)</u>
Aggravated Assault	2	0.70
All Other Larceny	3	1.05
Arson	1	0.35
Burglary/Breaking & Entering	14	4.89
Destruction/Damage/Vandalism of Property	6	2.10
Drug/Narcotic Violations	21	7.34
Forcible Fondling	1	0.35
Forcible Rape	1	0.35
Intimidation	1	0.35
Motor Vehicle Theft	6	2.10
Pocket-picking	1	0.35
Shoplifting	5	1.75
Simple Assault	16	5.59
Theft From Building	3	1.05
Theft From Motor Vehicle	4	1.40
Weapon Law Violations	1	0.35

Follansbee PD	<u>Index Offense Count</u>	<u>Crime Rate</u>	<u>Population</u>
	39	13.63	2,861

Wellsburg PD

<u>Offense</u>	<u>Offense Count</u>	<u>Crime Rate (per 1,000 persons)</u>
Aggravated Assault	1	0.39
All Other Larceny	20	7.74
Burglary/Breaking & Entering	14	5.42
Counterfeiting/Forgery	1	0.39
Destruction/Damage/Vandalism of Property	15	5.80
Drug/Narcotic Violations	9	3.48
False Pretenses/Swindle/Confidence Game	7	2.71
Forcible Fondling	1	0.39
Intimidation	7	2.71
Murder and Nonnegligent Manslaughter	1	0.39
Shoplifting	3	1.16
Simple Assault	27	10.44
Stolen Property Offenses	1	0.39
Theft From Motor Vehicle	2	0.77
Weapon Law Violations	1	0.39

Wellsburg PD	<u>Index Offense Count</u>	<u>Crime Rate</u>	<u>Population</u>
	41	15.86	2,585

Wellsburg SP

<u>Offense</u>	<u>Offense Count</u>	<u>Crime Rate (per 1,000 persons)</u>
Aggravated Assault	3	N/A
All Other Larceny	10	N/A

Burglary/Breaking & Entering	4	N/A
Destruction/Damage/Vandalism of Property	1	N/A
Drug/Narcotic Violations	17	N/A
Extortion/Blackmail	1	N/A
False Pretenses/Swindle/Confidence Game	4	N/A
Forcible Fondling	2	N/A
Forcible Rape	3	N/A
Intimidation	7	N/A
Simple Assault	5	N/A
Stolen Property Offenses	2	N/A
Theft of Motor Vehicle Parts/Accessories	2	N/A

	<u>Index Offense Count</u>	<u>Crime Rate</u>	<u>Population</u>
Wellsburg SP	22		

Cabell

Barboursville PD

<u>Offense</u>	<u>Offense Count</u>	<u>Crime Rate (per 1,000 persons)</u>
Aggravated Assault	3	0.82
All Other Larceny	32	8.76
Arson	1	0.27
Burglary/Breaking & Entering	27	7.39
Counterfeiting/Forgery	5	1.37
Credit Card/Automatic Teller Fraud	6	1.64
Destruction/Damage/Vandalism of Property	47	12.87
Drug Equipment Violations	2	0.55
Drug/Narcotic Violations	29	7.94
Embezzlement	18	4.93
False Pretenses/Swindle/Confidence Game	18	4.93
Forcible Fondling	1	0.27
Intimidation	1	0.27
Motor Vehicle Theft	2	0.55
Shoplifting	287	78.59
Simple Assault	62	16.98
Stolen Property Offenses	8	2.19
Theft From Building	18	4.93
Theft From Motor Vehicle	21	5.75
Theft of Motor Vehicle Parts/Accessories	9	2.46
Weapon Law Violations	2	0.55

	<u>Index Offense Count</u>	<u>Crime Rate</u>	<u>Population</u>
Barboursville PD	399	109.26	3,652

Cabell CO SO

<u>Offense</u>	<u>Offense Count</u>	<u>Crime Rate (per 1,000 persons)</u>
Aggravated Assault	17	0.38
All Other Larceny	258	5.78
Arson	3	0.07
Burglary/Breaking & Entering	276	6.18

Counterfeiting/Forgery	27	0.60
Credit Card/Automatic Teller Fraud	24	0.54
Destruction/Damage/Vandalism of Property	365	8.18
Drug/Narcotic Violations	104	2.33
Embezzlement	14	0.31
Extortion/Blackmail	1	0.02
False Pretenses/Swindle/Confidence Game	24	0.54
Forcible Fondling	13	0.29
Forcible Rape	5	0.11
Forcible Sodomy	2	0.04
Impersonation	12	0.27
Intimidation	4	0.09
Kidnaping/Abduction	2	0.04
Motor Vehicle Theft	64	1.43
Purse-snatching	6	0.13
Robbery	15	0.34
Shoplifting	90	2.02
Simple Assault	295	6.61
Statutory Rape	1	0.02
Stolen Property Offenses	19	0.43
Theft From Coin Operated Machine or Device	7	0.16
Theft From Motor Vehicle	135	3.02
Theft of Motor Vehicle Parts/Accessories	36	0.81
Weapon Law Violations	11	0.25
Wire Fraud	2	0.04

	<u>Index Offense Count</u>	<u>Crime Rate</u>	<u>Population</u>
Cabell CO SO	909	20.36	44,646

DNR - 5 - Cabell

<u>Offense</u>	<u>Offense Count</u>	<u>Crime Rate (per 1,000 persons)</u>
Drug/Narcotic Violations	2	N/A

	<u>Index Offense Count</u>	<u>Crime Rate</u>	<u>Population</u>
DNR - 5 - Cabell	0		

Huntington PD

<u>Offense</u>	<u>Offense Count</u>	<u>Crime Rate (per 1,000 persons)</u>
Aggravated Assault	89	1.79
All Other Larceny	1,265	25.45
Arson	26	0.52
Burglary/Breaking & Entering	848	17.06
Counterfeiting/Forgery	101	2.03
Credit Card/Automatic Teller Fraud	24	0.48
Destruction/Damage/Vandalism of Property	725	14.59
Drug Equipment Violations	1	0.02
Drug/Narcotic Violations	231	4.65
Embezzlement	16	0.32
False Pretenses/Swindle/Confidence Game	143	2.88
Forcible Fondling	10	0.20

Forcible Rape	30	0.60
Impersonation	6	0.12
Incest	1	0.02
Kidnaping/Abduction	8	0.16
Motor Vehicle Theft	177	3.56
Murder and Nonnegligent Manslaughter	2	0.04
Prostitution	34	0.68
Purse-snatching	9	0.18
Robbery	180	3.62
Sexual Assault With An Object	21	0.42
Shoplifting	42	0.85
Simple Assault	856	17.22
Stolen Property Offenses	2	0.04
Theft From Building	23	0.46
Theft From Coin Operated Machine or Device	1	0.02
Theft From Motor Vehicle	518	10.42
Theft of Motor Vehicle Parts/Accessories	2	0.04
Weapon Law Violations	13	0.26

	<u>Index Offense Count</u>	<u>Crime Rate</u>	<u>Population</u>
Huntington PD	3,186	64.10	49,703

Huntington SP

<u>Offense</u>	<u>Offense Count</u>	<u>Crime Rate (per 1,000 persons)</u>
Aggravated Assault	8	N/A
All Other Larceny	145	N/A
Arson	4	N/A
Burglary/Breaking & Entering	68	N/A
Counterfeiting/Forgery	25	N/A
Credit Card/Automatic Teller Fraud	27	N/A
Destruction/Damage/Vandalism of Property	110	N/A
Drug/Narcotic Violations	137	N/A
Embezzlement	7	N/A
False Pretenses/Swindle/Confidence Game	25	N/A
Forcible Fondling	7	N/A
Forcible Rape	7	N/A
Forcible Sodomy	1	N/A
Impersonation	13	N/A
Intimidation	25	N/A
Kidnaping/Abduction	2	N/A
Motor Vehicle Theft	22	N/A
Negligent Manslaughter	1	N/A
Purse-snatching	7	N/A
Robbery	5	N/A
Shoplifting	138	N/A
Simple Assault	128	N/A
Stolen Property Offenses	4	N/A
Theft From Building	2	N/A
Theft From Motor Vehicle	40	N/A

Theft of Motor Vehicle Parts/Accessories	78	N/A
Weapon Law Violations	3	N/A

	<u>Index Offense Count</u>	<u>Crime Rate</u>	<u>Population</u>
Huntington SP	520		

Marshall Univ Police

<u>Offense</u>	<u>Offense Count</u>	<u>Crime Rate (per 1,000 persons)</u>
All Other Larceny	19	N/A
Burglary/Breaking & Entering	2	N/A
Counterfeiting/Forgery	1	N/A
Credit Card/Automatic Teller Fraud	2	N/A
Destruction/Damage/Vandalism of Property	67	N/A
Drug/Narcotic Violations	35	N/A
False Pretenses/Swindle/Confidence Game	4	N/A
Forcible Rape	1	N/A
Forcible Sodomy	1	N/A
Impersonation	2	N/A
Intimidation	17	N/A
Motor Vehicle Theft	1	N/A
Robbery	2	N/A
Shoplifting	7	N/A
Simple Assault	21	N/A
Stolen Property Offenses	10	N/A
Theft From Building	73	N/A
Theft From Motor Vehicle	25	N/A
Theft of Motor Vehicle Parts/Accessories	5	N/A
Weapon Law Violations	2	N/A

	<u>Index Offense Count</u>	<u>Crime Rate</u>	<u>Population</u>
Marshall Univ Police	135		

Milton PD

<u>Offense</u>	<u>Offense Count</u>	<u>Crime Rate (per 1,000 persons)</u>
Aggravated Assault	4	1.61
All Other Larceny	18	7.23
Burglary/Breaking & Entering	35	14.06
Counterfeiting/Forgery	1	0.40
Destruction/Damage/Vandalism of Property	12	4.82
Drug Equipment Violations	1	0.40
Drug/Narcotic Violations	10	4.02
Embezzlement	1	0.40
Intimidation	2	0.80
Kidnaping/Abduction	1	0.40
Motor Vehicle Theft	3	1.21
Pocket-picking	2	0.80
Purse-snatching	2	0.80
Robbery	1	0.40
Shoplifting	11	4.42
Simple Assault	17	6.83

Stolen Property Offenses	1	0.40
Theft From Building	7	2.81
Theft From Motor Vehicle	13	5.22

	<u>Index Offense Count</u>	<u>Crime Rate</u>	<u>Population</u>
Milton PD	96	38.57	2,489

tf Huntington Drug & Vio Crime

<u>Offense</u>	<u>Offense Count</u>	<u>Crime Rate (per 1,000 persons)</u>
Drug/Narcotic Violations	32	N/A
Weapon Law Violations	2	N/A

	<u>Index Offense Count</u>	<u>Crime Rate</u>	<u>Population</u>
tf Huntington Drug & Vio Crime	0		

Calhoun

Grantsville SP

<u>Offense</u>	<u>Offense Count</u>	<u>Crime Rate (per 1,000 persons)</u>
Aggravated Assault	6	N/A
All Other Larceny	11	N/A
Arson	4	N/A
Burglary/Breaking & Entering	12	N/A
Counterfeiting/Forgery	1	N/A
Credit Card/Automatic Teller Fraud	1	N/A
Destruction/Damage/Vandalism of Property	31	N/A
Drug Equipment Violations	1	N/A
Drug/Narcotic Violations	34	N/A
False Pretenses/Swindle/Confidence Game	4	N/A
Forcible Fondling	1	N/A
Forcible Rape	1	N/A
Impersonation	1	N/A
Intimidation	8	N/A
Motor Vehicle Theft	7	N/A
Robbery	1	N/A
Sexual Assault With An Object	1	N/A
Simple Assault	27	N/A
Stolen Property Offenses	1	N/A
Theft From Motor Vehicle	4	N/A
Theft of Motor Vehicle Parts/Accessories	3	N/A
Weapon Law Violations	2	N/A

	<u>Index Offense Count</u>	<u>Crime Rate</u>	<u>Population</u>
Grantsville SP	45		

Clay

Clay SP

<u>Offense</u>	<u>Offense Count</u>	<u>Crime Rate (per 1,000 persons)</u>
Aggravated Assault	8	N/A

All Other Larceny	22	N/A
Arson	4	N/A
Burglary/Breaking & Entering	22	N/A
Counterfeiting/Forgery	4	N/A
Credit Card/Automatic Teller Fraud	1	N/A
Destruction/Damage/Vandalism of Property	20	N/A
Drug/Narcotic Violations	38	N/A
False Pretenses/Swindle/Confidence Game	1	N/A
Forcible Fondling	1	N/A
Forcible Rape	3	N/A
Impersonation	2	N/A
Intimidation	3	N/A
Motor Vehicle Theft	9	N/A
Robbery	1	N/A
Sexual Assault With An Object	3	N/A
Simple Assault	33	N/A
Theft From Motor Vehicle	2	N/A
Theft of Motor Vehicle Parts/Accessories	4	N/A
Weapon Law Violations	3	N/A

	<u>Index Offense Count</u>	<u>Crime Rate</u>	<u>Population</u>
Clay SP	71		

DNR - 3 - Clay

<u>Offense</u>	<u>Offense Count</u>	<u>Crime Rate (per 1,000 persons)</u>
Weapon Law Violations	1	N/A

	<u>Index Offense Count</u>	<u>Crime Rate</u>	<u>Population</u>
DNR - 3 - Clay	0		

Doddridge

Doddridge Co SO

<u>Offense</u>	<u>Offense Count</u>	<u>Crime Rate (per 1,000 persons)</u>
Aggravated Assault	3	0.46
Burglary/Breaking & Entering	4	0.61
Destruction/Damage/Vandalism of Property	4	0.61
Drug/Narcotic Violations	6	0.92
Forcible Fondling	1	0.15
Kidnaping/Abduction	1	0.15
Shoplifting	1	0.15
Simple Assault	22	3.37
Theft From Building	3	0.46
Theft From Motor Vehicle	2	0.31
Weapon Law Violations	2	0.31

	<u>Index Offense Count</u>	<u>Crime Rate</u>	<u>Population</u>
Doddridge Co SO	13	1.99	6,519

West Union PD

<u>Offense</u>	<u>Offense Count</u>	<u>Crime Rate (per 1,000 persons)</u>
----------------	----------------------	---------------------------------------

All Other Larceny	6	7.64
Burglary/Breaking & Entering	1	1.27
Destruction/Damage/Vandalism of Property	5	6.37
Forcible Sodomy	1	1.27
Sexual Assault With An Object	1	1.27

	<u>Index Offense Count</u>	<u>Crime Rate</u>	<u>Population</u>
West Union PD	7	8.92	785

West Union SP

<u>Offense</u>	<u>Offense Count</u>	<u>Crime Rate (per 1,000 persons)</u>
Aggravated Assault	3	N/A
All Other Larceny	9	N/A
Arson	1	N/A
Burglary/Breaking & Entering	16	N/A
Destruction/Damage/Vandalism of Property	13	N/A
Drug/Narcotic Violations	9	N/A
False Pretenses/Swindle/Confidence Game	6	N/A
Forcible Fondling	1	N/A
Forcible Sodomy	2	N/A
Intimidation	4	N/A
Motor Vehicle Theft	2	N/A
Pocket-picking	1	N/A
Simple Assault	16	N/A
Statutory Rape	2	N/A
Theft From Building	5	N/A
Theft From Motor Vehicle	2	N/A
Theft of Motor Vehicle Parts/Accessories	6	N/A
Weapon Law Violations	1	N/A

	<u>Index Offense Count</u>	<u>Crime Rate</u>	<u>Population</u>
West Union SP	44		

Fayette

Fayette Co SO

<u>Offense</u>	<u>Offense Count</u>	<u>Crime Rate (per 1,000 persons)</u>
Aggravated Assault	44	1.42
All Other Larceny	130	4.19
Arson	6	0.19
Burglary/Breaking & Entering	168	5.41
Counterfeiting/Forgery	16	0.52
Credit Card/Automatic Teller Fraud	4	0.13
Destruction/Damage/Vandalism of Property	155	4.99
Drug/Narcotic Violations	24	0.77
Embezzlement	2	0.06
Extortion/Blackmail	2	0.06
False Pretenses/Swindle/Confidence Game	31	1.00
Forcible Fondling	14	0.45
Forcible Rape	7	0.23

Forcible Sodomy	1	0.03
Intimidation	30	0.97
Kidnaping/Abduction	1	0.03
Motor Vehicle Theft	29	0.93
Murder and Nonnegligent Manslaughter	2	0.06
Pornography/Obscene Material	3	0.10
Purse-snatching	1	0.03
Robbery	6	0.19
Sexual Assault With An Object	2	0.06
Shoplifting	4	0.13
Simple Assault	159	5.12
Stolen Property Offenses	3	0.10
Theft From Building	1	0.03
Theft From Coin Operated Machine or Device	1	0.03
Theft From Motor Vehicle	35	1.13
Theft of Motor Vehicle Parts/Accessories	14	0.45
Weapon Law Violations	7	0.23

	<u>Index Offense Count</u>	<u>Crime Rate</u>	<u>Population</u>
Fayette Co SO	442	14.24	31,049

Gauley Bridge SP

<u>Offense</u>	<u>Offense Count</u>	<u>Crime Rate (per 1,000 persons)</u>
Aggravated Assault	4	N/A
All Other Larceny	14	N/A
Arson	1	N/A
Burglary/Breaking & Entering	9	N/A
Counterfeiting/Forgery	4	N/A
Credit Card/Automatic Teller Fraud	1	N/A
Destruction/Damage/Vandalism of Property	13	N/A
Drug/Narcotic Violations	4	N/A
False Pretenses/Swindle/Confidence Game	5	N/A
Forcible Fondling	1	N/A
Forcible Rape	1	N/A
Intimidation	4	N/A
Motor Vehicle Theft	2	N/A
Sexual Assault With An Object	1	N/A
Simple Assault	7	N/A
Stolen Property Offenses	2	N/A
Theft From Building	1	N/A
Theft From Motor Vehicle	2	N/A
Theft of Motor Vehicle Parts/Accessories	4	N/A

	<u>Index Offense Count</u>	<u>Crime Rate</u>	<u>Population</u>
Gauley Bridge SP	37		

Montgomery PD

<u>Offense</u>	<u>Offense Count</u>	<u>Crime Rate (per 1,000 persons)</u>
Aggravated Assault	1	0.51
All Other Larceny	8	4.12

Burglary/Breaking & Entering	10	5.15
Destruction/Damage/Vandalism of Property	27	13.90
Drug Equipment Violations	1	0.51
Intimidation	1	0.51
Robbery	1	0.51
Shoplifting	4	2.06
Simple Assault	6	3.09
Theft From Building	6	3.09
Theft From Motor Vehicle	16	8.23
Theft of Motor Vehicle Parts/Accessories	1	0.51

	<u>Index Offense Count</u>	<u>Crime Rate</u>	<u>Population</u>
Montgomery PD	47	24.19	1,943

Oak Hill PD

<u>Offense</u>	<u>Offense Count</u>	<u>Crime Rate (per 1,000 persons)</u>
Aggravated Assault	1	0.14
All Other Larceny	8	1.11
Burglary/Breaking & Entering	3	0.41
Destruction/Damage/Vandalism of Property	2	0.28
Drug/Narcotic Violations	2	0.28
Motor Vehicle Theft	1	0.14
Shoplifting	7	0.97
Simple Assault	3	0.41
Theft From Motor Vehicle	1	0.14
Theft of Motor Vehicle Parts/Accessories	2	0.28
Weapon Law Violations	1	0.14

	<u>Index Offense Count</u>	<u>Crime Rate</u>	<u>Population</u>
Oak Hill PD	23	3.18	7,231

Oak Hill SP

<u>Offense</u>	<u>Offense Count</u>	<u>Crime Rate (per 1,000 persons)</u>
Aggravated Assault	10	N/A
All Other Larceny	41	N/A
Arson	2	N/A
Burglary/Breaking & Entering	28	N/A
Counterfeiting/Forgery	17	N/A
Credit Card/Automatic Teller Fraud	1	N/A
Destruction/Damage/Vandalism of Property	31	N/A
Drug/Narcotic Violations	86	N/A
Embezzlement	2	N/A
False Pretenses/Swindle/Confidence Game	5	N/A
Forcible Fondling	3	N/A
Forcible Rape	2	N/A
Forcible Sodomy	1	N/A
Impersonation	1	N/A
Intimidation	25	N/A
Motor Vehicle Theft	7	N/A
Pornography/Obscene Material	1	N/A

Robbery	1	N/A
Simple Assault	20	N/A
Statutory Rape	2	N/A
Stolen Property Offenses	1	N/A
Theft From Building	6	N/A
Theft From Motor Vehicle	42	N/A
Theft of Motor Vehicle Parts/Accessories	3	N/A
Weapon Law Violations	3	N/A

	<u>Index Offense Count</u>	<u>Crime Rate</u>	<u>Population</u>
Oak Hill SP	140		

Turnpike - Fayette

<u>Offense</u>	<u>Offense Count</u>	<u>Crime Rate (per 1,000 persons)</u>
Counterfeiting/Forgery	1	N/A
Drug/Narcotic Violations	1	N/A

	<u>Index Offense Count</u>	<u>Crime Rate</u>	<u>Population</u>
Turnpike - Fayette	0		

WVU Tech-Security

<u>Offense</u>	<u>Offense Count</u>	<u>Crime Rate (per 1,000 persons)</u>
All Other Larceny	13	N/A
Destruction/Damage/Vandalism of Property	4	N/A
Drug/Narcotic Violations	1	N/A
Intimidation	2	N/A
Motor Vehicle Theft	1	N/A
Robbery	1	N/A
Shoplifting	1	N/A
Simple Assault	4	N/A
Theft From Building	1	N/A
Theft From Motor Vehicle	1	N/A

	<u>Index Offense Count</u>	<u>Crime Rate</u>	<u>Population</u>
WVU Tech-Security	18		

Gilmer

Gilmer Co SO

<u>Offense</u>	<u>Offense Count</u>	<u>Crime Rate (per 1,000 persons)</u>
Aggravated Assault	1	0.18
All Other Larceny	2	0.37
Credit Card/Automatic Teller Fraud	1	0.18
Destruction/Damage/Vandalism of Property	1	0.18
Intimidation	3	0.55
Motor Vehicle Theft	1	0.18
Simple Assault	2	0.37
Theft From Building	1	0.18

	<u>Index Offense Count</u>	<u>Crime Rate</u>	<u>Population</u>
Gilmer Co SO	5	0.92	5,452

Glenville PD

<u>Offense</u>	<u>Offense Count</u>	<u>Crime Rate (per 1,000 persons)</u>
Aggravated Assault	2	1.38
All Other Larceny	6	4.13
Burglary/Breaking & Entering	6	4.13
Counterfeiting/Forgery	3	2.06
Destruction/Damage/Vandalism of Property	2	1.38
Drug/Narcotic Violations	1	0.69
Embezzlement	1	0.69
Forcible Fondling	1	0.69
Intimidation	2	1.38
Motor Vehicle Theft	1	0.69
Simple Assault	4	2.75
Theft From Building	2	1.38
Theft From Motor Vehicle	6	4.13
Theft of Motor Vehicle Parts/Accessories	1	0.69
Weapon Law Violations	1	0.69

	<u>Index Offense Count</u>	<u>Crime Rate</u>	<u>Population</u>
Glenville PD	24	16.51	1,454

Glenville SP

<u>Offense</u>	<u>Offense Count</u>	<u>Crime Rate (per 1,000 persons)</u>
Aggravated Assault	9	N/A
All Other Larceny	20	N/A
Burglary/Breaking & Entering	11	N/A
Counterfeiting/Forgery	4	N/A
Destruction/Damage/Vandalism of Property	16	N/A
Drug/Narcotic Violations	8	N/A
Embezzlement	2	N/A
False Pretenses/Swindle/Confidence Game	6	N/A
Forcible Fondling	2	N/A
Forcible Rape	2	N/A
Impersonation	1	N/A
Intimidation	11	N/A
Kidnaping/Abduction	1	N/A
Motor Vehicle Theft	1	N/A
Shoplifting	1	N/A
Simple Assault	11	N/A
Statutory Rape	1	N/A
Stolen Property Offenses	1	N/A
Theft From Coin Operated Machine or Device	1	N/A
Theft From Motor Vehicle	5	N/A
Theft of Motor Vehicle Parts/Accessories	3	N/A
Weapon Law Violations	4	N/A

	<u>Index Offense Count</u>	<u>Crime Rate</u>	<u>Population</u>
Glenville SP	53		

Grant

DNR - 2 - Grant

<u>Offense</u>	<u>Offense Count</u>	<u>Crime Rate (per 1,000 persons)</u>
Drug/Narcotic Violations	2	N/A

DNR - 2 - Grant

<u>Index Offense Count</u>	<u>Crime Rate</u>	<u>Population</u>
0		

Grant Co SO

<u>Offense</u>	<u>Offense Count</u>	<u>Crime Rate (per 1,000 persons)</u>
Aggravated Assault	10	1.11
All Other Larceny	6	0.67
Burglary/Breaking & Entering	8	0.89
Counterfeiting/Forgery	1	0.11
Destruction/Damage/Vandalism of Property	20	2.23
Drug/Narcotic Violations	18	2.00
False Pretenses/Swindle/Confidence Game	2	0.22
Impersonation	5	0.56
Intimidation	4	0.45
Motor Vehicle Theft	2	0.22
Sexual Assault With An Object	2	0.22
Shoplifting	4	0.45
Simple Assault	15	1.67
Theft From Building	10	1.11
Theft From Motor Vehicle	6	0.67
Weapon Law Violations	4	0.45

Grant Co SO

<u>Index Offense Count</u>	<u>Crime Rate</u>	<u>Population</u>
46	5.12	8,986

Petersburg SP

<u>Offense</u>	<u>Offense Count</u>	<u>Crime Rate (per 1,000 persons)</u>
Aggravated Assault	6	N/A
All Other Larceny	16	N/A
Arson	2	N/A
Burglary/Breaking & Entering	25	N/A
Counterfeiting/Forgery	2	N/A
Destruction/Damage/Vandalism of Property	40	N/A
Drug Equipment Violations	3	N/A
Drug/Narcotic Violations	28	N/A
False Pretenses/Swindle/Confidence Game	5	N/A
Forcible Rape	5	N/A
Impersonation	2	N/A
Intimidation	13	N/A
Motor Vehicle Theft	3	N/A
Sexual Assault With An Object	2	N/A
Shoplifting	1	N/A
Simple Assault	44	N/A

Stolen Property Offenses	1	N/A
Theft From Building	1	N/A
Theft of Motor Vehicle Parts/Accessories	6	N/A
Weapon Law Violations	5	N/A
Wire Fraud	1	N/A

	<u>Index Offense Count</u>	<u>Crime Rate</u>	<u>Population</u>
Petersburg SP	63		

tf Potomac Highland Drug & Vio

<u>Offense</u>	<u>Offense Count</u>	<u>Crime Rate (per 1,000 persons)</u>
Drug/Narcotic Violations	138	N/A

	<u>Index Offense Count</u>	<u>Crime Rate</u>	<u>Population</u>
tf Potomac Highland Drug & Vio	0		

Greenbrier

DNR - 4 - Greenbrier

<u>Offense</u>	<u>Offense Count</u>	<u>Crime Rate (per 1,000 persons)</u>
Drug/Narcotic Violations	2	N/A

	<u>Index Offense Count</u>	<u>Crime Rate</u>	<u>Population</u>
DNR - 4 - Greenbrier	0		

Greenbrier Co SO

<u>Offense</u>	<u>Offense Count</u>	<u>Crime Rate (per 1,000 persons)</u>
Aggravated Assault	4	0.16
All Other Larceny	21	0.83
Burglary/Breaking & Entering	26	1.02
Destruction/Damage/Vandalism of Property	16	0.63
Drug/Narcotic Violations	7	0.28
Intimidation	3	0.12
Motor Vehicle Theft	4	0.16
Shoplifting	6	0.24
Simple Assault	35	1.38

	<u>Index Offense Count</u>	<u>Crime Rate</u>	<u>Population</u>
Greenbrier Co SO	61	2.40	25,379

Lewisburg PD

<u>Offense</u>	<u>Offense Count</u>	<u>Crime Rate (per 1,000 persons)</u>
Aggravated Assault	2	0.56
All Other Larceny	10	2.82
Burglary/Breaking & Entering	5	1.41
Counterfeiting/Forgery	2	0.56
Destruction/Damage/Vandalism of Property	5	1.41
Drug/Narcotic Violations	1	0.28
Embezzlement	2	0.56
False Pretenses/Swindle/Confidence Game	2	0.56
Forcible Sodomy	1	0.28
Incest	1	0.28

Intimidation	3	0.85
Motor Vehicle Theft	1	0.28
Shoplifting	26	7.33
Simple Assault	10	2.82
Stolen Property Offenses	1	0.28
Theft From Building	2	0.56
Theft From Motor Vehicle	1	0.28

	<u>Index Offense Count</u>	<u>Crime Rate</u>	<u>Population</u>
Lewisburg PD	47	13.26	3,545

Lewisburg SP

<u>Offense</u>	<u>Offense Count</u>	<u>Crime Rate (per 1,000 persons)</u>
Aggravated Assault	6	N/A
All Other Larceny	39	N/A
Burglary/Breaking & Entering	24	N/A
Counterfeiting/Forgery	11	N/A
Credit Card/Automatic Teller Fraud	1	N/A
Destruction/Damage/Vandalism of Property	23	N/A
Drug/Narcotic Violations	29	N/A
Embezzlement	2	N/A
False Pretenses/Swindle/Confidence Game	15	N/A
Forcible Sodomy	2	N/A
Impersonation	2	N/A
Intimidation	16	N/A
Motor Vehicle Theft	6	N/A
Sexual Assault With An Object	3	N/A
Shoplifting	11	N/A
Simple Assault	22	N/A
Theft From Building	3	N/A
Theft From Motor Vehicle	5	N/A
Weapon Law Violations	1	N/A

	<u>Index Offense Count</u>	<u>Crime Rate</u>	<u>Population</u>
Lewisburg SP	94		

Rainelle SP

<u>Offense</u>	<u>Offense Count</u>	<u>Crime Rate (per 1,000 persons)</u>
Aggravated Assault	1	N/A
All Other Larceny	25	N/A
Burglary/Breaking & Entering	16	N/A
Destruction/Damage/Vandalism of Property	10	N/A
Drug/Narcotic Violations	4	N/A
Forcible Fondling	1	N/A
Intimidation	1	N/A
Motor Vehicle Theft	2	N/A
Pocket-picking	1	N/A
Shoplifting	8	N/A
Simple Assault	9	N/A
Statutory Rape	1	N/A

Theft From Building	3	N/A
Theft From Motor Vehicle	5	N/A
Theft of Motor Vehicle Parts/Accessories	10	N/A

	<u>Index Offense Count</u>	<u>Crime Rate</u>	<u>Population</u>
Rainelle SP	71		

Ronceverte PD

<u>Offense</u>	<u>Offense Count</u>	<u>Crime Rate (per 1,000 persons)</u>
All Other Larceny	2	1.32
Burglary/Breaking & Entering	6	3.95
Counterfeiting/Forgery	1	0.66
Destruction/Damage/Vandalism of Property	12	7.89
Drug/Narcotic Violations	6	3.95
False Pretenses/Swindle/Confidence Game	3	1.97
Forcible Rape	3	1.97
Intimidation	3	1.97
Motor Vehicle Theft	1	0.66
Purse-snatching	10	6.58
Sexual Assault With An Object	1	0.66
Simple Assault	12	7.89
Theft From Building	3	1.97
Theft From Motor Vehicle	1	0.66

	<u>Index Offense Count</u>	<u>Crime Rate</u>	<u>Population</u>
Ronceverte PD	26	17.11	1,520

tf Greenbrier Co Drug

<u>Offense</u>	<u>Offense Count</u>	<u>Crime Rate (per 1,000 persons)</u>
Drug/Narcotic Violations	11	N/A

	<u>Index Offense Count</u>	<u>Crime Rate</u>	<u>Population</u>
tf Greenbrier Co Drug	0		

White Sulphur Springs PD

<u>Offense</u>	<u>Offense Count</u>	<u>Crime Rate (per 1,000 persons)</u>
All Other Larceny	1	0.44
Destruction/Damage/Vandalism of Property	1	0.44
Drug/Narcotic Violations	3	1.31
Simple Assault	5	2.18
Weapon Law Violations	2	0.87

	<u>Index Offense Count</u>	<u>Crime Rate</u>	<u>Population</u>
White Sulphur Springs PD	1	0.44	2,296

Hampshire

Hampshire Co SO

<u>Offense</u>	<u>Offense Count</u>	<u>Crime Rate (per 1,000 persons)</u>
Aggravated Assault	63	2.98
All Other Larceny	48	2.27
Arson	1	0.05

Burglary/Breaking & Entering	57	2.70
Counterfeiting/Forgery	5	0.24
Destruction/Damage/Vandalism of Property	36	1.71
Drug/Narcotic Violations	21	0.99
Embezzlement	1	0.05
False Pretenses/Swindle/Confidence Game	5	0.24
Forcible Fondling	1	0.05
Impersonation	2	0.09
Incest	1	0.05
Intimidation	20	0.95
Kidnaping/Abduction	1	0.05
Motor Vehicle Theft	6	0.28
Pocket-picking	1	0.05
Pornography/Obscene Material	1	0.05
Simple Assault	28	1.33
Stolen Property Offenses	2	0.09
Theft From Building	13	0.62
Theft From Motor Vehicle	15	0.71
Theft of Motor Vehicle Parts/Accessories	3	0.14
Weapon Law Violations	2	0.09

	<u>Index Offense Count</u>	<u>Crime Rate</u>	<u>Population</u>
Hampshire Co SO	206	9.76	21,112

Romney PD

<u>Offense</u>	<u>Offense Count</u>	<u>Crime Rate (per 1,000 persons)</u>
Aggravated Assault	11	5.68
All Other Larceny	5	2.58
Arson	1	0.52
Burglary/Breaking & Entering	3	1.55
Destruction/Damage/Vandalism of Property	3	1.55
Drug/Narcotic Violations	4	2.07
False Pretenses/Swindle/Confidence Game	1	0.52
Forcible Rape	1	0.52
Intimidation	1	0.52
Motor Vehicle Theft	2	1.03
Simple Assault	1	0.52
Theft From Building	2	1.03
Theft From Motor Vehicle	4	2.07

	<u>Index Offense Count</u>	<u>Crime Rate</u>	<u>Population</u>
Romney PD	28	14.46	1,936

Romney SP

<u>Offense</u>	<u>Offense Count</u>	<u>Crime Rate (per 1,000 persons)</u>
Aggravated Assault	7	N/A
All Other Larceny	49	N/A
Arson	1	N/A
Burglary/Breaking & Entering	44	N/A
Counterfeiting/Forgery	12	N/A

Destruction/Damage/Vandalism of Property	57	N/A
Drug/Narcotic Violations	49	N/A
Embezzlement	1	N/A
False Pretenses/Swindle/Confidence Game	16	N/A
Forcible Fondling	4	N/A
Forcible Rape	8	N/A
Forcible Sodomy	4	N/A
Impersonation	2	N/A
Intimidation	30	N/A
Motor Vehicle Theft	5	N/A
Sexual Assault With An Object	1	N/A
Shoplifting	2	N/A
Simple Assault	48	N/A
Statutory Rape	1	N/A
Stolen Property Offenses	5	N/A
Theft From Building	2	N/A
Theft From Motor Vehicle	8	N/A
Theft of Motor Vehicle Parts/Accessories	30	N/A
Weapon Law Violations	9	N/A

	<u>Index Offense Count</u>	<u>Crime Rate</u>	<u>Population</u>
Romney SP	155		

Hancock

Hancock Co SO

<u>Offense</u>	<u>Offense Count</u>	<u>Crime Rate (per 1,000 persons)</u>
Aggravated Assault	4	0.34
All Other Larceny	5	0.43
Burglary/Breaking & Entering	18	1.55
Counterfeiting/Forgery	1	0.09
Credit Card/Automatic Teller Fraud	2	0.17
Destruction/Damage/Vandalism of Property	3	0.26
Drug/Narcotic Violations	6	0.52
Intimidation	1	0.09
Motor Vehicle Theft	5	0.43
Pornography/Obscene Material	1	0.09
Simple Assault	41	3.52
Theft From Building	1	0.09
Theft From Motor Vehicle	2	0.17
Theft of Motor Vehicle Parts/Accessories	1	0.09
Weapon Law Violations	1	0.09

	<u>Index Offense Count</u>	<u>Crime Rate</u>	<u>Population</u>
Hancock Co SO	36	3.09	11,647

New Cumberland SP

<u>Offense</u>	<u>Offense Count</u>	<u>Crime Rate (per 1,000 persons)</u>
Aggravated Assault	1	N/A
All Other Larceny	4	N/A

Burglary/Breaking & Entering	1	N/A
Counterfeiting/Forgery	2	N/A
Destruction/Damage/Vandalism of Property	3	N/A
Drug/Narcotic Violations	9	N/A
False Pretenses/Swindle/Confidence Game	10	N/A
Forcible Fondling	3	N/A
Forcible Rape	1	N/A
Impersonation	2	N/A
Incest	1	N/A
Motor Vehicle Theft	2	N/A
Sexual Assault With An Object	2	N/A
Simple Assault	2	N/A
Stolen Property Offenses	1	N/A
Theft From Motor Vehicle	1	N/A
Theft of Motor Vehicle Parts/Accessories	11	N/A

	<u>Index Offense Count</u>	<u>Crime Rate</u>	<u>Population</u>
New Cumberland SP	21		

tf Hancock-Brooke Drug

<u>Offense</u>	<u>Offense Count</u>	<u>Crime Rate (per 1,000 persons)</u>
Drug/Narcotic Violations	10	N/A

	<u>Index Offense Count</u>	<u>Crime Rate</u>	<u>Population</u>
tf Hancock-Brooke Drug	0		

Weirton PD

<u>Offense</u>	<u>Offense Count</u>	<u>Crime Rate (per 1,000 persons)</u>
Aggravated Assault	11	0.59
All Other Larceny	41	2.19
Arson	4	0.21
Assisting or Promoting Prostitution	2	0.11
Burglary/Breaking & Entering	52	2.78
Counterfeiting/Forgery	18	0.96
Credit Card/Automatic Teller Fraud	7	0.37
Destruction/Damage/Vandalism of Property	101	5.40
Drug/Narcotic Violations	86	4.59
Embezzlement	6	0.32
False Pretenses/Swindle/Confidence Game	13	0.69
Forcible Fondling	4	0.21
Forcible Rape	1	0.05
Intimidation	17	0.91
Kidnaping/Abduction	1	0.05
Motor Vehicle Theft	9	0.48
Murder and Nonnegligent Manslaughter	1	0.05
Robbery	7	0.37
Shoplifting	93	4.97
Simple Assault	200	10.69
Statutory Rape	3	0.16
Stolen Property Offenses	84	4.49

Theft From Building	10	0.53
Theft From Motor Vehicle	12	0.64
Weapon Law Violations	9	0.48

	<u>Index Offense Count</u>	<u>Crime Rate</u>	<u>Population</u>
Weirton PD	237	12.66	18,717

Hardy

Hardy Co SO

<u>Offense</u>	<u>Offense Count</u>	<u>Crime Rate (per 1,000 persons)</u>
Aggravated Assault	2	0.18
All Other Larceny	15	1.34
Burglary/Breaking & Entering	17	1.52
Counterfeiting/Forgery	2	0.18
Destruction/Damage/Vandalism of Property	10	0.90
Drug/Narcotic Violations	11	0.98
False Pretenses/Swindle/Confidence Game	3	0.27
Forcible Rape	1	0.09
Motor Vehicle Theft	1	0.09
Robbery	1	0.09
Shoplifting	1	0.09
Simple Assault	22	1.97
Theft From Building	1	0.09
Theft From Motor Vehicle	2	0.18
Theft of Motor Vehicle Parts/Accessories	1	0.09
Weapon Law Violations	3	0.27

	<u>Index Offense Count</u>	<u>Crime Rate</u>	<u>Population</u>
Hardy Co SO	42	3.76	11,170

Moorefield PD

<u>Offense</u>	<u>Offense Count</u>	<u>Crime Rate (per 1,000 persons)</u>
Aggravated Assault	8	3.19
All Other Larceny	10	3.99
Burglary/Breaking & Entering	14	5.58
Counterfeiting/Forgery	4	1.59
Destruction/Damage/Vandalism of Property	20	7.97
Drug/Narcotic Violations	40	15.95
Embezzlement	3	1.20
False Pretenses/Swindle/Confidence Game	4	1.59
Intimidation	4	1.59
Kidnaping/Abduction	1	0.40
Motor Vehicle Theft	2	0.80
Sexual Assault With An Object	2	0.80
Shoplifting	5	1.99
Simple Assault	26	10.37
Stolen Property Offenses	1	0.40
Theft From Building	14	5.58
Theft From Coin Operated Machine or Device	1	0.40

Theft From Motor Vehicle	16	6.38
Theft of Motor Vehicle Parts/Accessories	1	0.40

	<u>Index Offense Count</u>	<u>Crime Rate</u>	<u>Population</u>
Moorefield PD	71	28.31	2,508

Moorefield SP

<u>Offense</u>	<u>Offense Count</u>	<u>Crime Rate (per 1,000 persons)</u>	
Aggravated Assault	7	N/A	
All Other Larceny	18	N/A	
Arson	1	N/A	
Burglary/Breaking & Entering	20	N/A	
Counterfeiting/Forgery	1	N/A	
Destruction/Damage/Vandalism of Property	32	N/A	
Drug/Narcotic Violations	32	N/A	
False Pretenses/Swindle/Confidence Game	13	N/A	
Forcible Fondling	7	N/A	
Forcible Rape	5	N/A	
Impersonation	2	N/A	
Incest	1	N/A	
Intimidation	10	N/A	
Motor Vehicle Theft	6	N/A	
Sexual Assault With An Object	3	N/A	
Simple Assault	41	N/A	
Theft From Building	2	N/A	
Theft From Motor Vehicle	1	N/A	
Theft of Motor Vehicle Parts/Accessories	3	N/A	
Weapon Law Violations	3	N/A	
	<u>Index Offense Count</u>	<u>Crime Rate</u>	<u>Population</u>
Moorefield SP	62		

Harrison

Bridgeport PD

<u>Offense</u>	<u>Offense Count</u>	<u>Crime Rate (per 1,000 persons)</u>
Aggravated Assault	17	2.09
All Other Larceny	85	10.47
Arson	1	0.12
Burglary/Breaking & Entering	23	2.83
Counterfeiting/Forgery	16	1.97
Credit Card/Automatic Teller Fraud	12	1.48
Destruction/Damage/Vandalism of Property	76	9.36
Drug/Narcotic Violations	27	3.32
Embezzlement	7	0.86
False Pretenses/Swindle/Confidence Game	19	2.34
Forcible Fondling	1	0.12
Forcible Rape	3	0.37
Impersonation	4	0.49
Intimidation	17	2.09

Kidnaping/Abduction	1	0.12
Motor Vehicle Theft	2	0.25
Murder and Nonnegligent Manslaughter	1	0.12
Pornography/Obscene Material	6	0.74
Purse-snatching	6	0.74
Robbery	3	0.37
Sexual Assault With An Object	1	0.12
Shoplifting	163	20.07
Simple Assault	56	6.90
Stolen Property Offenses	4	0.49
Theft From Building	20	2.46
Theft From Coin Operated Machine or Device	5	0.62
Theft From Motor Vehicle	33	4.06
Theft of Motor Vehicle Parts/Accessories	8	0.99
Weapon Law Violations	5	0.62

	<u>Index Offense Count</u>	<u>Crime Rate</u>	<u>Population</u>
Bridgeport PD	369	45.44	8,121

Bridgeport SP

<u>Offense</u>	<u>Offense Count</u>	<u>Crime Rate (per 1,000 persons)</u>
Aggravated Assault	14	N/A
All Other Larceny	82	N/A
Arson	1	N/A
Burglary/Breaking & Entering	74	N/A
Counterfeiting/Forgery	14	N/A
Credit Card/Automatic Teller Fraud	1	N/A
Destruction/Damage/Vandalism of Property	84	N/A
Drug Equipment Violations	1	N/A
Drug/Narcotic Violations	31	N/A
Embezzlement	2	N/A
False Pretenses/Swindle/Confidence Game	4	N/A
Forcible Fondling	1	N/A
Forcible Rape	2	N/A
Impersonation	2	N/A
Intimidation	14	N/A
Motor Vehicle Theft	28	N/A
Murder and Nonnegligent Manslaughter	2	N/A
Robbery	2	N/A
Sexual Assault With An Object	1	N/A
Shoplifting	8	N/A
Simple Assault	82	N/A
Stolen Property Offenses	2	N/A
Theft From Building	1	N/A
Theft From Motor Vehicle	8	N/A
Theft of Motor Vehicle Parts/Accessories	70	N/A
Weapon Law Violations	2	N/A

	<u>Index Offense Count</u>	<u>Crime Rate</u>	<u>Population</u>
Bridgeport SP	291		

Clarksburg PD

<u>Offense</u>	<u>Offense Count</u>	<u>Crime Rate (per 1,000 persons)</u>
Aggravated Assault	62	3.72
All Other Larceny	342	20.54
Arson	12	0.72
Assisting or Promoting Prostitution	5	0.30
Burglary/Breaking & Entering	137	8.23
Counterfeiting/Forgery	26	1.56
Credit Card/Automatic Teller Fraud	31	1.86
Destruction/Damage/Vandalism of Property	289	17.36
Drug Equipment Violations	1	0.06
Drug/Narcotic Violations	68	4.08
Embezzlement	3	0.18
False Pretenses/Swindle/Confidence Game	39	2.34
Forcible Fondling	12	0.72
Forcible Rape	12	0.72
Impersonation	4	0.24
Intimidation	40	2.40
Motor Vehicle Theft	22	1.32
Murder and Nonnegligent Manslaughter	1	0.06
Prostitution	4	0.24
Robbery	18	1.08
Sexual Assault With An Object	3	0.18
Shoplifting	276	16.57
Simple Assault	390	23.42
Stolen Property Offenses	7	0.42
Theft From Motor Vehicle	32	1.92
Weapon Law Violations	6	0.36

	<u>Index Offense Count</u>	<u>Crime Rate</u>	<u>Population</u>
Clarksburg PD	902	54.17	16,652

Harrison Co SO

<u>Offense</u>	<u>Offense Count</u>	<u>Crime Rate (per 1,000 persons)</u>
Aggravated Assault	43	1.23
All Other Larceny	228	6.51
Arson	2	0.06
Burglary/Breaking & Entering	138	3.94
Counterfeiting/Forgery	50	1.43
Credit Card/Automatic Teller Fraud	23	0.66
Destruction/Damage/Vandalism of Property	132	3.77
Drug/Narcotic Violations	36	1.03
Embezzlement	2	0.06
False Pretenses/Swindle/Confidence Game	31	0.89
Forcible Fondling	7	0.20
Impersonation	3	0.09
Intimidation	6	0.17
Kidnaping/Abduction	1	0.03

Motor Vehicle Theft	27	0.77
Pornography/Obscene Material	2	0.06
Robbery	9	0.26
Sexual Assault With An Object	5	0.14
Shoplifting	4	0.11
Simple Assault	145	4.14
Stolen Property Offenses	9	0.26
Theft From Motor Vehicle	12	0.34
Weapon Law Violations	8	0.23

	<u>Index Offense Count</u>	<u>Crime Rate</u>	<u>Population</u>
Harrison Co SO	461	13.16	35,018

Lumberport PD

<u>Offense</u>	<u>Offense Count</u>	<u>Crime Rate (per 1,000 persons)</u>
All Other Larceny	1	1.02
Burglary/Breaking & Entering	3	3.05
Destruction/Damage/Vandalism of Property	6	6.09
Drug/Narcotic Violations	9	9.14
False Pretenses/Swindle/Confidence Game	1	1.02
Simple Assault	3	3.05
Theft From Building	1	1.02
Theft From Motor Vehicle	2	2.03

	<u>Index Offense Count</u>	<u>Crime Rate</u>	<u>Population</u>
Lumberport PD	7	7.11	985

Nutter Fort PD

<u>Offense</u>	<u>Offense Count</u>	<u>Crime Rate (per 1,000 persons)</u>
Aggravated Assault	3	1.82
All Other Larceny	21	12.74
Burglary/Breaking & Entering	14	8.50
Credit Card/Automatic Teller Fraud	2	1.21
Destruction/Damage/Vandalism of Property	17	10.32
Drug/Narcotic Violations	2	1.21
False Pretenses/Swindle/Confidence Game	3	1.82
Intimidation	2	1.21
Motor Vehicle Theft	5	3.03
Shoplifting	3	1.82
Simple Assault	12	7.28
Theft From Building	1	0.61
Theft From Motor Vehicle	8	4.85

	<u>Index Offense Count</u>	<u>Crime Rate</u>	<u>Population</u>
Nutter Fort PD	55	33.37	1,648

Salem PD

<u>Offense</u>	<u>Offense Count</u>	<u>Crime Rate (per 1,000 persons)</u>
Aggravated Assault	1	0.48
All Other Larceny	7	3.37
Burglary/Breaking & Entering	5	2.41

Counterfeiting/Forgery	2	0.96
Destruction/Damage/Vandalism of Property	5	2.41
Drug/Narcotic Violations	4	1.92
Intimidation	3	1.44
Shoplifting	1	0.48
Simple Assault	18	8.66
Theft From Motor Vehicle	1	0.48

	<u>Index Offense Count</u>	<u>Crime Rate</u>	<u>Population</u>
Salem PD	15	7.22	2,078

Shinnston PD

<u>Offense</u>	<u>Offense Count</u>	<u>Crime Rate (per 1,000 persons)</u>
Aggravated Assault	11	4.84
All Other Larceny	35	15.40
Arson	3	1.32
Burglary/Breaking & Entering	15	6.60
Counterfeiting/Forgery	3	1.32
Destruction/Damage/Vandalism of Property	29	12.76
Drug/Narcotic Violations	8	3.52
False Pretenses/Swindle/Confidence Game	3	1.32
Intimidation	6	2.64
Motor Vehicle Theft	3	1.32
Shoplifting	9	3.96
Simple Assault	22	9.68
Theft From Motor Vehicle	3	1.32
Weapon Law Violations	1	0.44

	<u>Index Offense Count</u>	<u>Crime Rate</u>	<u>Population</u>
Shinnston PD	76	33.44	2,273

Stonewood PD

<u>Offense</u>	<u>Offense Count</u>	<u>Crime Rate (per 1,000 persons)</u>
Aggravated Assault	1	0.53
All Other Larceny	8	4.23
Burglary/Breaking & Entering	2	1.06
Destruction/Damage/Vandalism of Property	3	1.59
Simple Assault	9	4.76
Theft From Building	1	0.53
Theft From Motor Vehicle	1	0.53

	<u>Index Offense Count</u>	<u>Crime Rate</u>	<u>Population</u>
Stonewood PD	13	6.87	1,892

tf Harrison Co Drug & Vio Crime

<u>Offense</u>	<u>Offense Count</u>	<u>Crime Rate (per 1,000 persons)</u>
Drug/Narcotic Violations	125	N/A
Prostitution	1	N/A
Weapon Law Violations	3	N/A

	<u>Index Offense Count</u>	<u>Crime Rate</u>	<u>Population</u>
tf Harrison Co Drug & Vio Crime	0		

Jackson

DNR - 6 - Jackson

<u>Offense</u>	<u>Offense Count</u>	<u>Crime Rate (per 1,000 persons)</u>
Drug/Narcotic Violations	1	N/A
Weapon Law Violations	2	N/A

	<u>Index Offense Count</u>	<u>Crime Rate</u>	<u>Population</u>
DNR - 6 - Jackson	0		

Jackson Co SO

<u>Offense</u>	<u>Offense Count</u>	<u>Crime Rate (per 1,000 persons)</u>
Aggravated Assault	7	0.33
All Other Larceny	10	0.47
Burglary/Breaking & Entering	15	0.70
Intimidation	1	0.05
Motor Vehicle Theft	5	0.23
Murder and Nonnegligent Manslaughter	1	0.05
Robbery	1	0.05
Simple Assault	39	1.83
Theft From Building	15	0.70
Theft of Motor Vehicle Parts/Accessories	1	0.05
Weapon Law Violations	1	0.05

	<u>Index Offense Count</u>	<u>Crime Rate</u>	<u>Population</u>
Jackson Co SO	55	2.58	21,326

Ravenswood PD

<u>Offense</u>	<u>Offense Count</u>	<u>Crime Rate (per 1,000 persons)</u>
Aggravated Assault	7	1.77
All Other Larceny	10	2.53
Burglary/Breaking & Entering	8	2.02
Destruction/Damage/Vandalism of Property	5	1.26
Drug/Narcotic Violations	9	2.27
False Pretenses/Swindle/Confidence Game	1	0.25
Intimidation	2	0.51
Purse-snatching	1	0.25
Robbery	1	0.25
Shoplifting	6	1.52
Simple Assault	13	3.28
Stolen Property Offenses	1	0.25
Theft From Building	2	0.51
Theft From Motor Vehicle	5	1.26
Weapon Law Violations	1	0.25

	<u>Index Offense Count</u>	<u>Crime Rate</u>	<u>Population</u>
Ravenswood PD	40	10.11	3,958

Ripley PD

<u>Offense</u>	<u>Offense Count</u>	<u>Crime Rate (per 1,000 persons)</u>
----------------	----------------------	---------------------------------------

All Other Larceny	21	6.43
Burglary/Breaking & Entering	8	2.45
Counterfeiting/Forgery	3	0.92
Destruction/Damage/Vandalism of Property	8	2.45
Drug/Narcotic Violations	2	0.61
Embezzlement	2	0.61
False Pretenses/Swindle/Confidence Game	4	1.23
Forcible Fondling	1	0.31
Forcible Rape	1	0.31
Intimidation	1	0.31
Motor Vehicle Theft	4	1.23
Murder and Nonnegligent Manslaughter	1	0.31
Purse-snatching	1	0.31
Shoplifting	4	1.23
Simple Assault	20	6.13
Theft From Building	2	0.61
Theft From Motor Vehicle	20	6.13
Theft of Motor Vehicle Parts/Accessories	4	1.23
Weapon Law Violations	1	0.31

	<u>Index</u>	<u>Offense Count</u>	<u>Crime Rate</u>	<u>Population</u>
Ripley PD	66	20.22	3,264	

Ripley SP

<u>Offense</u>	<u>Offense Count</u>	<u>Crime Rate (per 1,000 persons)</u>
Aggravated Assault	4	N/A
All Other Larceny	27	N/A
Burglary/Breaking & Entering	25	N/A
Counterfeiting/Forgery	2	N/A
Credit Card/Automatic Teller Fraud	1	N/A
Destruction/Damage/Vandalism of Property	37	N/A
Drug Equipment Violations	1	N/A
Drug/Narcotic Violations	32	N/A
False Pretenses/Swindle/Confidence Game	4	N/A
Forcible Fondling	1	N/A
Intimidation	11	N/A
Motor Vehicle Theft	3	N/A
Purse-snatching	1	N/A
Sexual Assault With An Object	2	N/A
Simple Assault	22	N/A
Stolen Property Offenses	1	N/A
Theft From Motor Vehicle	4	N/A
Theft of Motor Vehicle Parts/Accessories	15	N/A
Weapon Law Violations	1	N/A
Wire Fraud	2	N/A

	<u>Index</u>	<u>Offense Count</u>	<u>Crime Rate</u>	<u>Population</u>
Ripley SP	79			

Jefferson

Charles Town PD

<u>Offense</u>	<u>Offense Count</u>	<u>Crime Rate (per 1,000 persons)</u>
Aggravated Assault	3	0.58
All Other Larceny	38	7.33
Burglary/Breaking & Entering	14	2.70
Counterfeiting/Forgery	2	0.39
Destruction/Damage/Vandalism of Property	15	2.89
Drug/Narcotic Violations	19	3.67
Embezzlement	1	0.19
False Pretenses/Swindle/Confidence Game	1	0.19
Intimidation	2	0.39
Motor Vehicle Theft	9	1.74
Robbery	1	0.19
Shoplifting	1	0.19
Simple Assault	20	3.86
Stolen Property Offenses	1	0.19
Theft From Coin Operated Machine or Device	1	0.19
Theft From Motor Vehicle	6	1.16
Weapon Law Violations	1	0.19

	<u>Index Offense Count</u>	<u>Crime Rate</u>	<u>Population</u>
Charles Town PD	73	14.08	5,183

DNR - 2 - Jefferson

<u>Offense</u>	<u>Offense Count</u>	<u>Crime Rate (per 1,000 persons)</u>
Drug/Narcotic Violations	1	N/A

	<u>Index Offense Count</u>	<u>Crime Rate</u>	<u>Population</u>
DNR - 2 - Jefferson	0		

Harpers Ferry PD

<u>Offense</u>	<u>Offense Count</u>	<u>Crime Rate (per 1,000 persons)</u>
Aggravated Assault	2	1.41
All Other Larceny	2	1.41
Burglary/Breaking & Entering	2	1.41
Destruction/Damage/Vandalism of Property	8	5.66
Drug/Narcotic Violations	32	22.63
Intimidation	6	4.24
Motor Vehicle Theft	1	0.71
Simple Assault	14	9.90
Theft From Motor Vehicle	2	1.41

	<u>Index Offense Count</u>	<u>Crime Rate</u>	<u>Population</u>
Harpers Ferry PD	9	6.36	1,414

Jefferson Co SO

<u>Offense</u>	<u>Offense Count</u>	<u>Crime Rate (per 1,000 persons)</u>
Aggravated Assault	29	0.69

All Other Larceny	217	5.17
Arson	3	0.07
Burglary/Breaking & Entering	68	1.62
Counterfeiting/Forgery	14	0.33
Destruction/Damage/Vandalism of Property	139	3.31
Drug/Narcotic Violations	37	0.88
Embezzlement	2	0.05
False Pretenses/Swindle/Confidence Game	28	0.67
Forcible Fondling	10	0.24
Forcible Rape	1	0.02
Impersonation	12	0.29
Intimidation	32	0.76
Motor Vehicle Theft	12	0.29
Robbery	3	0.07
Sexual Assault With An Object	1	0.02
Shoplifting	16	0.38
Simple Assault	111	2.64
Stolen Property Offenses	8	0.19
Theft From Building	43	1.02
Theft From Coin Operated Machine or Device	1	0.02
Theft From Motor Vehicle	39	0.93
Theft of Motor Vehicle Parts/Accessories	4	0.10
Weapon Law Violations	4	0.10

	<u>Index Offense Count</u>	<u>Crime Rate</u>	<u>Population</u>
Jefferson Co SO	433	10.31	41,982

Kearneysville SP

Offense	Offense Count	Crime Rate (per 1,000 persons)
Aggravated Assault	23	N/A
All Other Larceny	24	N/A
Arson	3	N/A
Betting/Wagering	12	N/A
Burglary/Breaking & Entering	56	N/A
Counterfeiting/Forgery	13	N/A
Credit Card/Automatic Teller Fraud	10	N/A
Destruction/Damage/Vandalism of Property	74	N/A
Drug/Narcotic Violations	92	N/A
Embezzlement	6	N/A
False Pretenses/Swindle/Confidence Game	26	N/A
Forcible Fondling	5	N/A
Forcible Rape	1	N/A
Impersonation	5	N/A
Intimidation	27	N/A
Motor Vehicle Theft	30	N/A
Pornography/Obscene Material	5	N/A
Purse-snatching	2	N/A
Robbery	2	N/A
Sexual Assault With An Object	4	N/A

Shoplifting	26	N/A
Simple Assault	70	N/A
Stolen Property Offenses	4	N/A
Theft From Building	44	N/A
Theft From Coin Operated Machine or Device	3	N/A
Theft From Motor Vehicle	11	N/A
Theft of Motor Vehicle Parts/Accessories	32	N/A
Weapon Law Violations	6	N/A
Wire Fraud	2	N/A

	<u>Index Offense Count</u>	<u>Crime Rate</u>	<u>Population</u>
Kearneysville SP	254		

Ranson PD

<u>Offense</u>	<u>Offense Count</u>	<u>Crime Rate (per 1,000 persons)</u>
Aggravated Assault	5	0.98
All Other Larceny	142	27.96
Arson	3	0.59
Burglary/Breaking & Entering	13	2.56
Counterfeiting/Forgery	12	2.36
Credit Card/Automatic Teller Fraud	1	0.20
Destruction/Damage/Vandalism of Property	88	17.33
Drug/Narcotic Violations	37	7.29
Embezzlement	6	1.18
False Pretenses/Swindle/Confidence Game	13	2.56
Forcible Fondling	1	0.20
Forcible Rape	2	0.39
Forcible Sodomy	1	0.20
Impersonation	2	0.39
Intimidation	23	4.53
Motor Vehicle Theft	5	0.98
Robbery	9	1.77
Shoplifting	26	5.12
Simple Assault	79	15.56
Stolen Property Offenses	6	1.18
Theft From Building	5	0.98
Theft From Motor Vehicle	3	0.59
Weapon Law Violations	3	0.59

	<u>Index Offense Count</u>	<u>Crime Rate</u>	<u>Population</u>
Ranson PD	210	41.35	5,078

Shepherd University

<u>Offense</u>	<u>Offense Count</u>	<u>Crime Rate (per 1,000 persons)</u>
All Other Larceny	16	N/A
Burglary/Breaking & Entering	2	N/A
Destruction/Damage/Vandalism of Property	17	N/A
Drug/Narcotic Violations	8	N/A
False Pretenses/Swindle/Confidence Game	1	N/A
Intimidation	1	N/A

Motor Vehicle Theft	1	N/A
Simple Assault	1	N/A
Theft From Building	3	N/A
Theft From Motor Vehicle	1	N/A
Theft of Motor Vehicle Parts/Accessories	1	N/A

	<u>Index Offense Count</u>	<u>Crime Rate</u>	<u>Population</u>
Shepherd University	24		

Shepherdstown PD

<u>Offense</u>	<u>Offense Count</u>	<u>Crime Rate (per 1,000 persons)</u>
Aggravated Assault	1	0.85
All Other Larceny	11	9.38
Burglary/Breaking & Entering	4	3.41
Destruction/Damage/Vandalism of Property	11	9.38
Drug/Narcotic Violations	1	0.85
Motor Vehicle Theft	1	0.85
Simple Assault	6	5.12
Theft From Motor Vehicle	1	0.85

	<u>Index Offense Count</u>	<u>Crime Rate</u>	<u>Population</u>
Shepherdstown PD	18	15.35	1,173

KANAWHA

BCI - SO Charleston

<u>Offense</u>	<u>Offense Count</u>	<u>Crime Rate (per 1,000 persons)</u>
Drug/Narcotic Violations	83	N/A

	<u>Index Offense Count</u>	<u>Crime Rate</u>	<u>Population</u>
BCI - SO Charleston	0		

Charleston PD

<u>Offense</u>	<u>Offense Count</u>	<u>Crime Rate (per 1,000 persons)</u>
Aggravated Assault	327	6.43
All Other Larceny	873	17.18
Arson	19	0.37
Assisting or Promoting Prostitution	22	0.43
Burglary/Breaking & Entering	714	14.05
Counterfeiting/Forgery	125	2.46
Credit Card/Automatic Teller Fraud	114	2.24
Destruction/Damage/Vandalism of Property	628	12.36
Drug Equipment Violations	5	0.10
Drug/Narcotic Violations	523	10.29
Embezzlement	79	1.55
Extortion/Blackmail	1	0.02
False Pretenses/Swindle/Confidence Game	52	1.02
Forcible Fondling	26	0.51
Forcible Rape	17	0.33
Forcible Sodomy	12	0.24
Impersonation	29	0.57

Incest	1	0.02
Intimidation	274	5.39
Kidnaping/Abduction	25	0.49
Motor Vehicle Theft	152	2.99
Murder and Nonnegligent Manslaughter	10	0.20
Pornography/Obscene Material	1	0.02
Prostitution	7	0.14
Purse-snatching	3	0.06
Robbery	116	2.28
Sexual Assault With An Object	14	0.28
Shoplifting	745	14.66
Simple Assault	1,227	24.14
Statutory Rape	1	0.02
Stolen Property Offenses	36	0.71
Theft From Building	3	0.06
Theft From Motor Vehicle	504	9.92
Theft of Motor Vehicle Parts/Accessories	6	0.12
Weapon Law Violations	78	1.53
Welfare Fraud	1	0.02

	<u>Index</u>	<u>Offense Count</u>	<u>Crime Rate</u>	<u>Population</u>
Charleston PD		3,470	68.28	50,822

DNR - 5 - Kanawha

<u>Offense</u>	<u>Offense Count</u>	<u>Crime Rate (per 1,000 persons)</u>
Destruction/Damage/Vandalism of Property	1	N/A
Drug/Narcotic Violations	1	N/A
Impersonation	1	N/A

	<u>Index</u>	<u>Offense Count</u>	<u>Crime Rate</u>	<u>Population</u>
DNR - 5 - Kanawha		0		

Dunbar PD

<u>Offense</u>	<u>Offense Count</u>	<u>Crime Rate (per 1,000 persons)</u>
Aggravated Assault	24	3.11
All Other Larceny	79	10.24
Arson	2	0.26
Burglary/Breaking & Entering	52	6.74
Counterfeiting/Forgery	17	2.20
Credit Card/Automatic Teller Fraud	9	1.17
Destruction/Damage/Vandalism of Property	82	10.62
Drug Equipment Violations	4	0.52
Drug/Narcotic Violations	52	6.74
False Pretenses/Swindle/Confidence Game	5	0.65
Forcible Fondling	1	0.13
Forcible Rape	3	0.39
Intimidation	3	0.39
Kidnaping/Abduction	2	0.26
Motor Vehicle Theft	11	1.43
Pornography/Obscene Material	2	0.26

Purse-snatching	1	0.13
Robbery	5	0.65
Sexual Assault With An Object	1	0.13
Shoplifting	14	1.81
Simple Assault	146	18.92
Stolen Property Offenses	11	1.43
Theft From Building	3	0.39
Theft From Motor Vehicle	40	5.18
Theft of Motor Vehicle Parts/Accessories	7	0.91
Weapon Law Violations	14	1.81
Welfare Fraud	1	0.13

	<u>Index Offense Count</u>	<u>Crime Rate</u>	<u>Population</u>
Dunbar PD	239	30.97	7,718

East Bank PD

<u>Offense</u>	<u>Offense Count</u>	<u>Crime Rate (per 1,000 persons)</u>
All Other Larceny	5	5.52
Burglary/Breaking & Entering	2	2.21
Destruction/Damage/Vandalism of Property	3	3.31
Intimidation	1	1.10
Theft From Building	2	2.21

	<u>Index Offense Count</u>	<u>Crime Rate</u>	<u>Population</u>
East Bank PD	9	9.94	905

ICAC Unit

<u>Offense</u>	<u>Offense Count</u>	<u>Crime Rate (per 1,000 persons)</u>
Pornography/Obscene Material	1	N/A
Sexual Assault With An Object	1	N/A

	<u>Index Offense Count</u>	<u>Crime Rate</u>	<u>Population</u>
ICAC Unit	0		

Kanawha Co Parks

<u>Offense</u>	<u>Offense Count</u>	<u>Crime Rate (per 1,000 persons)</u>
Burglary/Breaking & Entering	7	N/A
Destruction/Damage/Vandalism of Property	1	N/A
Theft From Building	1	N/A

	<u>Index Offense Count</u>	<u>Crime Rate</u>	<u>Population</u>
Kanawha Co Parks	8		

Kanawha Co SO

<u>Offense</u>	<u>Offense Count</u>	<u>Crime Rate (per 1,000 persons)</u>
Aggravated Assault	188	1.94
All Other Larceny	554	5.72
Arson	24	0.25
Burglary/Breaking & Entering	636	6.57
Counterfeiting/Forgery	71	0.73
Credit Card/Automatic Teller Fraud	61	0.63
Destruction/Damage/Vandalism of Property	594	6.14

Drug Equipment Violations	113	1.17
Drug/Narcotic Violations	356	3.68
Embezzlement	8	0.08
Extortion/Blackmail	1	0.01
False Pretenses/Swindle/Confidence Game	52	0.54
Forcible Fondling	28	0.29
Forcible Rape	12	0.12
Forcible Sodomy	3	0.03
Impersonation	6	0.06
Intimidation	61	0.63
Kidnaping/Abduction	6	0.06
Motor Vehicle Theft	154	1.59
Murder and Nonnegligent Manslaughter	6	0.06
Pornography/Obscene Material	21	0.22
Purse-snatching	2	0.02
Robbery	26	0.27
Sexual Assault With An Object	15	0.15
Shoplifting	69	0.71
Simple Assault	1,456	15.04
Statutory Rape	3	0.03
Stolen Property Offenses	96	0.99
Theft From Building	11	0.11
Theft From Motor Vehicle	310	3.20
Theft of Motor Vehicle Parts/Accessories	4	0.04
Weapon Law Violations	93	0.96
Wire Fraud	1	0.01

	<u>Index Offense Count</u>	<u>Crime Rate</u>	<u>Population</u>
Kanawha Co SO	1,972	20.38	96,785

Marmet PD

Offense	Offense Count	Crime Rate (per 1,000 persons)
Aggravated Assault	1	0.61
All Other Larceny	5	3.07
Burglary/Breaking & Entering	7	4.30
Destruction/Damage/Vandalism of Property	3	1.84
Purse-snatching	2	1.23
Robbery	1	0.61
Shoplifting	1	0.61
Simple Assault	1	0.61
Theft From Building	6	3.69
Theft From Motor Vehicle	7	4.30

	<u>Index Offense Count</u>	<u>Crime Rate</u>	<u>Population</u>
Marmet PD	30	18.43	1,628

Nitro PD

Offense	Offense Count	Crime Rate (per 1,000 persons)
Aggravated Assault	9	1.32
All Other Larceny	83	12.14

Arson	3	0.44
Burglary/Breaking & Entering	44	6.44
Counterfeiting/Forgery	32	4.68
Credit Card/Automatic Teller Fraud	9	1.32
Destruction/Damage/Vandalism of Property	65	9.51
Drug Equipment Violations	3	0.44
Drug/Narcotic Violations	91	13.31
Embezzlement	8	1.17
False Pretenses/Swindle/Confidence Game	11	1.61
Forcible Fondling	2	0.29
Forcible Rape	2	0.29
Impersonation	1	0.15
Intimidation	2	0.29
Kidnaping/Abduction	1	0.15
Motor Vehicle Theft	20	2.93
Pornography/Obscene Material	1	0.15
Robbery	5	0.73
Sexual Assault With An Object	3	0.44
Shoplifting	64	9.36
Simple Assault	73	10.68
Stolen Property Offenses	4	0.59
Theft From Building	3	0.44
Theft From Coin Operated Machine or Device	1	0.15
Theft From Motor Vehicle	53	7.75
Theft of Motor Vehicle Parts/Accessories	2	0.29
Weapon Law Violations	9	1.32
Wire Fraud	2	0.29

	<u>Index Offense Count</u>	<u>Crime Rate</u>	<u>Population</u>
Nitro PD	286	41.84	6,836

Quincy SP

<u>Offense</u>	<u>Offense Count</u>	<u>Crime Rate (per 1,000 persons)</u>
Aggravated Assault	7	N/A
All Other Larceny	72	N/A
Arson	2	N/A
Burglary/Breaking & Entering	32	N/A
Counterfeiting/Forgery	11	N/A
Credit Card/Automatic Teller Fraud	7	N/A
Destruction/Damage/Vandalism of Property	73	N/A
Drug Equipment Violations	9	N/A
Drug/Narcotic Violations	165	N/A
Embezzlement	1	N/A
False Pretenses/Swindle/Confidence Game	26	N/A
Forcible Fondling	2	N/A
Forcible Rape	1	N/A
Impersonation	2	N/A
Intimidation	20	N/A
Kidnaping/Abduction	2	N/A

Motor Vehicle Theft	11	N/A
Pocket-picking	1	N/A
Robbery	1	N/A
Sexual Assault With An Object	2	N/A
Shoplifting	17	N/A
Simple Assault	58	N/A
Stolen Property Offenses	8	N/A
Theft From Building	3	N/A
Theft From Coin Operated Machine or Device	2	N/A
Theft From Motor Vehicle	12	N/A
Theft of Motor Vehicle Parts/Accessories	29	N/A
Weapon Law Violations	2	N/A

	<u>Index Offense Count</u>	<u>Crime Rate</u>	<u>Population</u>
Quincy SP	188		

So Charleston SP

<u>Offense</u>	<u>Offense Count</u>	<u>Crime Rate (per 1,000 persons)</u>
Aggravated Assault	34	N/A
All Other Larceny	124	N/A
Arson	1	N/A
Burglary/Breaking & Entering	92	N/A
Counterfeiting/Forgery	45	N/A
Credit Card/Automatic Teller Fraud	10	N/A
Destruction/Damage/Vandalism of Property	137	N/A
Drug Equipment Violations	54	N/A
Drug/Narcotic Violations	425	N/A
Embezzlement	3	N/A
False Pretenses/Swindle/Confidence Game	66	N/A
Forcible Fondling	9	N/A
Forcible Rape	6	N/A
Forcible Sodomy	3	N/A
Impersonation	17	N/A
Intimidation	51	N/A
Kidnaping/Abduction	1	N/A
Motor Vehicle Theft	40	N/A
Pornography/Obscene Material	3	N/A
Robbery	4	N/A
Sexual Assault With An Object	6	N/A
Shoplifting	12	N/A
Simple Assault	180	N/A
Stolen Property Offenses	30	N/A
Theft From Building	7	N/A
Theft From Motor Vehicle	19	N/A
Theft of Motor Vehicle Parts/Accessories	360	N/A
Weapon Law Violations	30	N/A

	<u>Index Offense Count</u>	<u>Crime Rate</u>	<u>Population</u>
So Charleston SP	698		

South Charleston PD

<u>Offense</u>	<u>Offense Count</u>	<u>Crime Rate (per 1,000 persons)</u>
Aggravated Assault	59	4.65
All Other Larceny	229	18.04
Arson	1	0.08
Assisting or Promoting Prostitution	1	0.08
Burglary/Breaking & Entering	139	10.95
Counterfeiting/Forgery	41	3.23
Credit Card/Automatic Teller Fraud	26	2.05
Destruction/Damage/Vandalism of Property	199	15.68
Drug Equipment Violations	9	0.71
Drug/Narcotic Violations	146	11.50
Embezzlement	4	0.32
False Pretenses/Swindle/Confidence Game	21	1.65
Forcible Fondling	4	0.32
Forcible Rape	3	0.24
Forcible Sodomy	2	0.16
Impersonation	1	0.08
Intimidation	30	2.36
Kidnaping/Abduction	5	0.39
Motor Vehicle Theft	32	2.52
Murder and Nonnegligent Manslaughter	1	0.08
Pornography/Obscene Material	3	0.24
Purse-snatching	2	0.16
Robbery	7	0.55
Sexual Assault With An Object	2	0.16
Shoplifting	118	9.30
Simple Assault	164	12.92
Stolen Property Offenses	22	1.73
Theft From Building	4	0.32
Theft From Motor Vehicle	92	7.25
Theft of Motor Vehicle Parts/Accessories	3	0.24
Weapon Law Violations	27	2.13
Wire Fraud	1	0.08

	<u>Index Offense Count</u>	<u>Crime Rate</u>	<u>Population</u>
South Charleston PD	689	54.29	12,691

St Albans PD

<u>Offense</u>	<u>Offense Count</u>	<u>Crime Rate (per 1,000 persons)</u>
Aggravated Assault	23	2.07
All Other Larceny	125	11.24
Arson	1	0.09
Burglary/Breaking & Entering	102	9.18
Counterfeiting/Forgery	14	1.26
Credit Card/Automatic Teller Fraud	20	1.80
Destruction/Damage/Vandalism of Property	149	13.40
Drug Equipment Violations	2	0.18

Drug/Narcotic Violations	46	4.14
Embezzlement	3	0.27
False Pretenses/Swindle/Confidence Game	24	2.16
Forcible Fondling	3	0.27
Impersonation	3	0.27
Intimidation	21	1.89
Kidnaping/Abduction	1	0.09
Motor Vehicle Theft	34	3.06
Murder and Nonnegligent Manslaughter	2	0.18
Pornography/Obscene Material	1	0.09
Purse-snatching	4	0.36
Robbery	1	0.09
Sexual Assault With An Object	2	0.18
Shoplifting	117	10.52
Simple Assault	112	10.07
Stolen Property Offenses	14	1.26
Theft From Building	27	2.43
Theft From Coin Operated Machine or Device	2	0.18
Theft From Motor Vehicle	132	11.87
Weapon Law Violations	5	0.45

	<u>Index Offense Count</u>	<u>Crime Rate</u>	<u>Population</u>
St Albans PD	569	51.18	11,117

tf Metro Drug Enforcement

<u>Offense</u>	<u>Offense Count</u>	<u>Crime Rate (per 1,000 persons)</u>
Burglary/Breaking & Entering	1	N/A
Counterfeiting/Forgery	1	N/A
Drug Equipment Violations	20	N/A
Drug/Narcotic Violations	262	N/A
False Pretenses/Swindle/Confidence Game	1	N/A
Intimidation	2	N/A
Stolen Property Offenses	3	N/A
Weapon Law Violations	6	N/A

	<u>Index Offense Count</u>	<u>Crime Rate</u>	<u>Population</u>
tf Metro Drug Enforcement	1		

Turnpike - Kanawha

<u>Offense</u>	<u>Offense Count</u>	<u>Crime Rate (per 1,000 persons)</u>
All Other Larceny	3	N/A
Counterfeiting/Forgery	1	N/A
Destruction/Damage/Vandalism of Property	3	N/A
Drug/Narcotic Violations	25	N/A
Simple Assault	1	N/A
Theft From Motor Vehicle	3	N/A
Weapon Law Violations	1	N/A

	<u>Index Offense Count</u>	<u>Crime Rate</u>	<u>Population</u>
Turnpike - Kanawha	6		

WV STATE UNIVERSITY

<u>Offense</u>	<u>Offense Count</u>	<u>Crime Rate (per 1,000 persons)</u>
Aggravated Assault	2	N/A
All Other Larceny	8	N/A
Burglary/Breaking & Entering	5	N/A
Destruction/Damage/Vandalism of Property	4	N/A
Drug/Narcotic Violations	6	N/A
Forcible Fondling	1	N/A
Intimidation	7	N/A
Pornography/Obscene Material	1	N/A
Robbery	1	N/A
Shoplifting	1	N/A
Simple Assault	15	N/A
Theft From Motor Vehicle	1	N/A
Weapon Law Violations	2	N/A

	<u>Index Offense Count</u>	<u>Crime Rate</u>	<u>Population</u>
WV STATE UNIVERSITY	18		

Lewis

Lewis Co SO

<u>Offense</u>	<u>Offense Count</u>	<u>Crime Rate (per 1,000 persons)</u>
Aggravated Assault	10	0.75
All Other Larceny	2	0.15
Burglary/Breaking & Entering	3	0.22
Counterfeiting/Forgery	4	0.30
Destruction/Damage/Vandalism of Property	4	0.30
Drug Equipment Violations	1	0.07
Drug/Narcotic Violations	7	0.52
Forcible Fondling	2	0.15
Intimidation	4	0.30
Motor Vehicle Theft	1	0.07
Murder and Nonnegligent Manslaughter	2	0.15
Sexual Assault With An Object	1	0.07
Shoplifting	1	0.07
Simple Assault	11	0.82
Theft From Building	3	0.22
Theft From Motor Vehicle	1	0.07
Theft of Motor Vehicle Parts/Accessories	1	0.07

	<u>Index Offense Count</u>	<u>Crime Rate</u>	<u>Population</u>
Lewis Co SO	24	1.79	13,380

Weston PD

<u>Offense</u>	<u>Offense Count</u>	<u>Crime Rate (per 1,000 persons)</u>
Aggravated Assault	2	0.46
All Other Larceny	4	0.92
Burglary/Breaking & Entering	2	0.46

Credit Card/Automatic Teller Fraud	1	0.23
Destruction/Damage/Vandalism of Property	4	0.92
Drug/Narcotic Violations	1	0.23
False Pretenses/Swindle/Confidence Game	2	0.46
Motor Vehicle Theft	2	0.46
Sexual Assault With An Object	1	0.23
Shoplifting	5	1.15
Simple Assault	13	2.98
Weapon Law Violations	1	0.23

	<u>Index Offense Count</u>	<u>Crime Rate</u>	<u>Population</u>
Weston PD	15	3.44	4,362

Weston SP

<u>Offense</u>	<u>Offense Count</u>	<u>Crime Rate (per 1,000 persons)</u>
Aggravated Assault	8	N/A
All Other Larceny	51	N/A
Burglary/Breaking & Entering	17	N/A
Counterfeiting/Forgery	11	N/A
Credit Card/Automatic Teller Fraud	2	N/A
Destruction/Damage/Vandalism of Property	30	N/A
Drug/Narcotic Violations	30	N/A
Embezzlement	1	N/A
False Pretenses/Swindle/Confidence Game	13	N/A
Forcible Rape	3	N/A
Forcible Sodomy	2	N/A
Impersonation	2	N/A
Intimidation	9	N/A
Motor Vehicle Theft	7	N/A
Sexual Assault With An Object	4	N/A
Shoplifting	8	N/A
Simple Assault	40	N/A
Stolen Property Offenses	3	N/A
Theft From Motor Vehicle	18	N/A
Theft of Motor Vehicle Parts/Accessories	1	N/A
Weapon Law Violations	3	N/A

	<u>Index Offense Count</u>	<u>Crime Rate</u>	<u>Population</u>
Weston SP	113		

Lincoln

Hamlin PD

<u>Offense</u>	<u>Offense Count</u>	<u>Crime Rate (per 1,000 persons)</u>
Aggravated Assault	23	21.02
All Other Larceny	6	5.48
Burglary/Breaking & Entering	3	2.74
Destruction/Damage/Vandalism of Property	5	4.57
Drug Equipment Violations	1	0.91
Drug/Narcotic Violations	12	10.97

Intimidation	1	0.91
Motor Vehicle Theft	1	0.91
Simple Assault	1	0.91
Stolen Property Offenses	2	1.83
Theft From Building	1	0.91
Theft of Motor Vehicle Parts/Accessories	1	0.91

	<u>Index Offense Count</u>	<u>Crime Rate</u>	<u>Population</u>
Hamlin PD	35	31.99	1,094

Hamlin SP

<u>Offense</u>	<u>Offense Count</u>	<u>Crime Rate (per 1,000 persons)</u>
Aggravated Assault	31	N/A
All Other Larceny	171	N/A
Arson	6	N/A
Burglary/Breaking & Entering	183	N/A
Counterfeiting/Forgery	23	N/A
Destruction/Damage/Vandalism of Property	174	N/A
Drug Equipment Violations	11	N/A
Drug/Narcotic Violations	153	N/A
Embezzlement	2	N/A
False Pretenses/Swindle/Confidence Game	15	N/A
Forcible Fondling	8	N/A
Forcible Rape	7	N/A
Impersonation	9	N/A
Incest	1	N/A
Intimidation	58	N/A
Kidnaping/Abduction	1	N/A
Motor Vehicle Theft	43	N/A
Murder and Nonnegligent Manslaughter	1	N/A
Robbery	2	N/A
Sexual Assault With An Object	5	N/A
Shoplifting	18	N/A
Simple Assault	121	N/A
Stolen Property Offenses	4	N/A
Theft From Motor Vehicle	9	N/A
Theft of Motor Vehicle Parts/Accessories	36	N/A
Weapon Law Violations	10	N/A
Wire Fraud	1	N/A

	<u>Index Offense Count</u>	<u>Crime Rate</u>	<u>Population</u>
Hamlin SP	501		

Lincoln Co SO

<u>Offense</u>	<u>Offense Count</u>	<u>Crime Rate (per 1,000 persons)</u>
Aggravated Assault	4	0.19
All Other Larceny	1	0.05

	<u>Index Offense Count</u>	<u>Crime Rate</u>	<u>Population</u>
Lincoln Co SO	5	0.23	21,431

Logan

Chapmanville PD

<u>Offense</u>	<u>Offense Count</u>	<u>Crime Rate (per 1,000 persons)</u>
Aggravated Assault	6	5.36
All Other Larceny	20	17.86
Burglary/Breaking & Entering	9	8.04
Counterfeiting/Forgery	3	2.68
Destruction/Damage/Vandalism of Property	25	22.32
Drug Equipment Violations	1	0.89
Drug/Narcotic Violations	60	53.57
False Pretenses/Swindle/Confidence Game	4	3.57
Impersonation	1	0.89
Intimidation	2	1.79
Motor Vehicle Theft	2	1.79
Shoplifting	28	25.00
Simple Assault	4	3.57
Stolen Property Offenses	1	0.89
Theft From Building	3	2.68
Theft From Motor Vehicle	7	6.25
Theft of Motor Vehicle Parts/Accessories	3	2.68
Weapon Law Violations	2	1.79

	<u>Index Offense Count</u>	<u>Crime Rate</u>	<u>Population</u>
Chapmanville PD	78	69.64	1,120

DNR - 5 - Logan

<u>Offense</u>	<u>Offense Count</u>	<u>Crime Rate (per 1,000 persons)</u>
Drug/Narcotic Violations	2	N/A
Weapon Law Violations	1	N/A

	<u>Index Offense Count</u>	<u>Crime Rate</u>	<u>Population</u>
DNR - 5 - Logan	0		

Logan Co SO

<u>Offense</u>	<u>Offense Count</u>	<u>Crime Rate (per 1,000 persons)</u>
Aggravated Assault	131	4.10
All Other Larceny	62	1.94
Arson	6	0.19
Burglary/Breaking & Entering	48	1.50
Counterfeiting/Forgery	5	0.16
Destruction/Damage/Vandalism of Property	64	2.00
Drug/Narcotic Violations	33	1.03
Embezzlement	1	0.03
False Pretenses/Swindle/Confidence Game	36	1.13
Forcible Fondling	2	0.06
Forcible Rape	3	0.09
Intimidation	14	0.44
Kidnaping/Abduction	1	0.03

Motor Vehicle Theft	7	0.22
Murder and Nonnegligent Manslaughter	2	0.06
Robbery	3	0.09
Shoplifting	6	0.19
Simple Assault	13	0.41
Stolen Property Offenses	4	0.13
Theft From Building	2	0.06
Theft From Motor Vehicle	5	0.16
Weapon Law Violations	6	0.19

	<u>Index Offense Count</u>	<u>Crime Rate</u>	<u>Population</u>
Logan Co SO	269	8.43	31,926

Logan PD

<u>Offense</u>	<u>Offense Count</u>	<u>Crime Rate (per 1,000 persons)</u>
Aggravated Assault	10	6.67
All Other Larceny	14	9.33
Arson	1	0.67
Burglary/Breaking & Entering	35	23.33
Counterfeiting/Forgery	7	4.67
Destruction/Damage/Vandalism of Property	50	33.33
Drug/Narcotic Violations	32	21.33
Embezzlement	2	1.33
False Pretenses/Swindle/Confidence Game	8	5.33
Impersonation	1	0.67
Intimidation	13	8.67
Motor Vehicle Theft	10	6.67
Purse-snatching	1	0.67
Robbery	2	1.33
Sexual Assault With An Object	1	0.67
Shoplifting	149	99.33
Simple Assault	69	46.00
Stolen Property Offenses	3	2.00
Theft From Building	44	29.33
Theft From Motor Vehicle	8	5.33
Theft of Motor Vehicle Parts/Accessories	8	5.33
Weapon Law Violations	6	4.00
Wire Fraud	1	0.67

	<u>Index Offense Count</u>	<u>Crime Rate</u>	<u>Population</u>
Logan PD	281	187.33	1,500

Logan SP

<u>Offense</u>	<u>Offense Count</u>	<u>Crime Rate (per 1,000 persons)</u>
Aggravated Assault	58	N/A
All Other Larceny	124	N/A
Arson	6	N/A
Assisting or Promoting Prostitution	1	N/A
Burglary/Breaking & Entering	206	N/A
Counterfeiting/Forgery	23	N/A

Credit Card/Automatic Teller Fraud	2	N/A
Destruction/Damage/Vandalism of Property	183	N/A
Drug Equipment Violations	3	N/A
Drug/Narcotic Violations	243	N/A
Embezzlement	1	N/A
False Pretenses/Swindle/Confidence Game	27	N/A
Forcible Fondling	4	N/A
Forcible Rape	2	N/A
Impersonation	5	N/A
Intimidation	32	N/A
Kidnaping/Abduction	2	N/A
Motor Vehicle Theft	72	N/A
Murder and Nonnegligent Manslaughter	1	N/A
Pornography/Obscene Material	2	N/A
Robbery	5	N/A
Sexual Assault With An Object	2	N/A
Shoplifting	23	N/A
Simple Assault	178	N/A
Stolen Property Offenses	8	N/A
Theft From Building	105	N/A
Theft From Motor Vehicle	37	N/A
Theft of Motor Vehicle Parts/Accessories	123	N/A
Weapon Law Violations	13	N/A
Wire Fraud	16	N/A

	<u>Index Offense Count</u>	<u>Crime Rate</u>	<u>Population</u>
Logan SP	756		

tf U S 119 Task Force

<u>Offense</u>	<u>Offense Count</u>	<u>Crime Rate (per 1,000 persons)</u>
Drug/Narcotic Violations	38	N/A
False Pretenses/Swindle/Confidence Game	2	N/A
Weapon Law Violations	4	N/A

	<u>Index Offense Count</u>	<u>Crime Rate</u>	<u>Population</u>
tf U S 119 Task Force	0		

MARION

BCI - Fairmont

<u>Offense</u>	<u>Offense Count</u>	<u>Crime Rate (per 1,000 persons)</u>
Drug/Narcotic Violations	13	N/A
False Pretenses/Swindle/Confidence Game	2	N/A

	<u>Index Offense Count</u>	<u>Crime Rate</u>	<u>Population</u>
BCI - Fairmont	0		

Fairmont Campus Police

<u>Offense</u>	<u>Offense Count</u>	<u>Crime Rate (per 1,000 persons)</u>
Burglary/Breaking & Entering	1	N/A
Destruction/Damage/Vandalism of Property	2	N/A

Drug/Narcotic Violations	2	N/A
Simple Assault	4	N/A
Stolen Property Offenses	1	N/A
Theft From Building	12	N/A
Theft From Motor Vehicle	7	N/A
Weapon Law Violations	1	N/A

	<u>Index Offense Count</u>	<u>Crime Rate</u>	<u>Population</u>
Fairmont Campus Police	20		

Fairmont PD

<u>Offense</u>	<u>Offense Count</u>	<u>Crime Rate (per 1,000 persons)</u>
Aggravated Assault	31	1.60
All Other Larceny	132	6.83
Arson	8	0.41
Burglary/Breaking & Entering	136	7.03
Counterfeiting/Forgery	14	0.72
Credit Card/Automatic Teller Fraud	14	0.72
Destruction/Damage/Vandalism of Property	184	9.52
Drug Equipment Violations	1	0.05
Drug/Narcotic Violations	33	1.71
Embezzlement	11	0.57
False Pretenses/Swindle/Confidence Game	16	0.83
Forcible Fondling	9	0.47
Forcible Rape	10	0.52
Forcible Sodomy	1	0.05
Impersonation	2	0.10
Intimidation	7	0.36
Kidnaping/Abduction	1	0.05
Motor Vehicle Theft	25	1.29
Pornography/Obscene Material	1	0.05
Purse-snatching	1	0.05
Robbery	12	0.62
Shoplifting	33	1.71
Simple Assault	166	8.59
Statutory Rape	8	0.41
Stolen Property Offenses	4	0.21
Theft From Building	30	1.55
Theft From Motor Vehicle	92	4.76
Theft of Motor Vehicle Parts/Accessories	9	0.47
Weapon Law Violations	5	0.26

	<u>Index Offense Count</u>	<u>Crime Rate</u>	<u>Population</u>
Fairmont PD	511	26.43	19,332

Fairmont SP

<u>Offense</u>	<u>Offense Count</u>	<u>Crime Rate (per 1,000 persons)</u>
Aggravated Assault	7	N/A
All Other Larceny	66	N/A
Arson	1	N/A

Burglary/Breaking & Entering	50	N/A
Counterfeiting/Forgery	4	N/A
Credit Card/Automatic Teller Fraud	4	N/A
Destruction/Damage/Vandalism of Property	55	N/A
Drug/Narcotic Violations	14	N/A
Embezzlement	2	N/A
False Pretenses/Swindle/Confidence Game	9	N/A
Forcible Fondling	2	N/A
Forcible Rape	1	N/A
Impersonation	2	N/A
Intimidation	13	N/A
Motor Vehicle Theft	8	N/A
Pornography/Obscene Material	1	N/A
Robbery	2	N/A
Sexual Assault With An Object	3	N/A
Shoplifting	4	N/A
Simple Assault	42	N/A
Stolen Property Offenses	2	N/A
Theft From Motor Vehicle	9	N/A
Theft of Motor Vehicle Parts/Accessories	16	N/A
Weapon Law Violations	3	N/A

	<u>Index Offense Count</u>	<u>Crime Rate</u>	<u>Population</u>
Fairmont SP	163		

Marion Co SO

<u>Offense</u>	<u>Offense Count</u>	<u>Crime Rate (per 1,000 persons)</u>
Aggravated Assault	38	1.21
All Other Larceny	52	1.65
Burglary/Breaking & Entering	27	0.86
Counterfeiting/Forgery	2	0.06
Destruction/Damage/Vandalism of Property	28	0.89
Drug/Narcotic Violations	36	1.14
False Pretenses/Swindle/Confidence Game	1	0.03
Forcible Fondling	4	0.13
Forcible Rape	3	0.10
Intimidation	7	0.22
Motor Vehicle Theft	9	0.29
Robbery	2	0.06
Sexual Assault With An Object	1	0.03
Shoplifting	7	0.22
Simple Assault	5	0.16
Stolen Property Offenses	1	0.03
Theft From Building	6	0.19
Theft From Coin Operated Machine or Device	1	0.03
Theft From Motor Vehicle	2	0.06
Weapon Law Violations	1	0.03

	<u>Index Offense Count</u>	<u>Crime Rate</u>	<u>Population</u>
Marion Co SO	147	4.66	31,535

Monongah PD

<u>Offense</u>	<u>Offense Count</u>	<u>Crime Rate (per 1,000 persons)</u>	
Destruction/Damage/Vandalism of Property	1	1.03	
Theft From Coin Operated Machine or Device	1	1.03	
	<u>Index Offense Count</u>	<u>Crime Rate</u>	<u>Population</u>
Monongah PD	1	1.03	974

TF--3 RIVERS

<u>Offense</u>	<u>Offense Count</u>	<u>Crime Rate (per 1,000 persons)</u>	
Burglary/Breaking & Entering	1	N/A	
Drug Equipment Violations	2	N/A	
Drug/Narcotic Violations	31	N/A	
Weapon Law Violations	1	N/A	
	<u>Index Offense Count</u>	<u>Crime Rate</u>	<u>Population</u>
TF--3 RIVERS	1		

Marshall

Benwood PD

<u>Offense</u>	<u>Offense Count</u>	<u>Crime Rate (per 1,000 persons)</u>	
All Other Larceny	1	0.70	
Drug/Narcotic Violations	3	2.11	
Embezzlement	1	0.70	
Intimidation	1	0.70	
Robbery	1	0.70	
Shoplifting	6	4.21	
Simple Assault	4	2.81	
	<u>Index Offense Count</u>	<u>Crime Rate</u>	<u>Population</u>
Benwood PD	8	5.62	1,424

Glen Dale PD

<u>Offense</u>	<u>Offense Count</u>	<u>Crime Rate (per 1,000 persons)</u>
Aggravated Assault	2	1.44
All Other Larceny	18	12.96
Burglary/Breaking & Entering	10	7.20
Counterfeiting/Forgery	1	0.72
Credit Card/Automatic Teller Fraud	1	0.72
Destruction/Damage/Vandalism of Property	31	22.32
Drug/Narcotic Violations	1	0.72
False Pretenses/Swindle/Confidence Game	1	0.72
Forcible Fondling	1	0.72
Impersonation	1	0.72
Incest	1	0.72
Intimidation	5	3.60
Motor Vehicle Theft	1	0.72
Simple Assault	3	2.16
Theft From Building	6	4.32

Theft From Motor Vehicle	4	2.88
--------------------------	---	------

	<u>Index Offense Count</u>	<u>Crime Rate</u>	<u>Population</u>
Glen Dale PD	41	29.52	1,389

Marshall Co SO

<u>Offense</u>	<u>Offense Count</u>	<u>Crime Rate (per 1,000 persons)</u>
Aggravated Assault	6	0.34
All Other Larceny	103	5.79
Arson	4	0.22
Burglary/Breaking & Entering	78	4.39
Counterfeiting/Forgery	4	0.22
Credit Card/Automatic Teller Fraud	11	0.62
Destruction/Damage/Vandalism of Property	172	9.67
Drug Equipment Violations	1	0.06
Drug/Narcotic Violations	41	2.31
False Pretenses/Swindle/Confidence Game	18	1.01
Forcible Fondling	4	0.22
Forcible Rape	2	0.11
Intimidation	88	4.95
Motor Vehicle Theft	19	1.07
Robbery	1	0.06
Simple Assault	122	6.86
Statutory Rape	1	0.06
Theft From Building	15	0.84
Theft From Motor Vehicle	41	2.31
Theft of Motor Vehicle Parts/Accessories	7	0.39
Weapon Law Violations	1	0.06

	<u>Index Offense Count</u>	<u>Crime Rate</u>	<u>Population</u>
Marshall Co SO	272	15.29	17,787

Moundsville PD

<u>Offense</u>	<u>Offense Count</u>	<u>Crime Rate (per 1,000 persons)</u>
Aggravated Assault	15	1.64
All Other Larceny	94	10.31
Arson	6	0.66
Assisting or Promoting Prostitution	1	0.11
Burglary/Breaking & Entering	108	11.84
Counterfeiting/Forgery	12	1.32
Credit Card/Automatic Teller Fraud	14	1.53
Destruction/Damage/Vandalism of Property	145	15.90
Drug/Narcotic Violations	38	4.17
Embezzlement	5	0.55
False Pretenses/Swindle/Confidence Game	25	2.74
Forcible Fondling	5	0.55
Intimidation	10	1.10
Motor Vehicle Theft	14	1.53
Pocket-picking	3	0.33
Pornography/Obscene Material	2	0.22

Prostitution	1	0.11
Purse-snatching	7	0.77
Robbery	6	0.66
Shoplifting	66	7.24
Simple Assault	172	18.86
Statutory Rape	3	0.33
Stolen Property Offenses	35	3.84
Theft From Building	31	3.40
Theft From Coin Operated Machine or Device	1	0.11
Theft From Motor Vehicle	90	9.87
Theft of Motor Vehicle Parts/Accessories	23	2.52
Weapon Law Violations	9	0.99

	<u>Index Offense Count</u>	<u>Crime Rate</u>	<u>Population</u>
Moundsville PD	458	50.21	9,121

Moundsville SP

<u>Offense</u>	<u>Offense Count</u>	<u>Crime Rate (per 1,000 persons)</u>
Aggravated Assault	1	N/A
Burglary/Breaking & Entering	6	N/A
Counterfeiting/Forgery	5	N/A
Destruction/Damage/Vandalism of Property	4	N/A
Drug Equipment Violations	1	N/A
Drug/Narcotic Violations	56	N/A
False Pretenses/Swindle/Confidence Game	6	N/A
Forcible Fondling	5	N/A
Forcible Rape	1	N/A
Impersonation	1	N/A
Intimidation	5	N/A
Motor Vehicle Theft	3	N/A
Sexual Assault With An Object	2	N/A
Shoplifting	1	N/A
Simple Assault	23	N/A
Stolen Property Offenses	1	N/A
Theft From Building	14	N/A
Theft From Motor Vehicle	1	N/A
Theft of Motor Vehicle Parts/Accessories	4	N/A
Weapon Law Violations	2	N/A

	<u>Index Offense Count</u>	<u>Crime Rate</u>	<u>Population</u>
Moundsville SP	31		

Mason

Mason Co SO

<u>Offense</u>	<u>Offense Count</u>	<u>Crime Rate (per 1,000 persons)</u>
Aggravated Assault	7	0.39
All Other Larceny	20	1.11
Counterfeiting/Forgery	1	0.06
Destruction/Damage/Vandalism of Property	49	2.71

Drug/Narcotic Violations	1	0.06
Forcible Fondling	2	0.11
Intimidation	13	0.72
Motor Vehicle Theft	17	0.94
Shoplifting	1	0.06
Simple Assault	15	0.83
Theft From Building	112	6.19
Theft From Motor Vehicle	9	0.50
Weapon Law Violations	1	0.06

	<u>Index Offense Count</u>	<u>Crime Rate</u>	<u>Population</u>
Mason Co SO	166	9.17	18,097

Mason PD

<u>Offense</u>	<u>Offense Count</u>	<u>Crime Rate (per 1,000 persons)</u>
Burglary/Breaking & Entering	1	0.95
Forcible Fondling	1	0.95
Shoplifting	1	0.95
Simple Assault	4	3.79

	<u>Index Offense Count</u>	<u>Crime Rate</u>	<u>Population</u>
Mason PD	2	1.90	1,055

New Haven PD

<u>Offense</u>	<u>Offense Count</u>	<u>Crime Rate (per 1,000 persons)</u>
Aggravated Assault	1	0.65
Burglary/Breaking & Entering	1	0.65
Counterfeiting/Forgery	1	0.65
Destruction/Damage/Vandalism of Property	3	1.96
Drug/Narcotic Violations	3	1.96
Intimidation	1	0.65
Motor Vehicle Theft	1	0.65
Simple Assault	2	1.31
Theft From Building	2	1.31

	<u>Index Offense Count</u>	<u>Crime Rate</u>	<u>Population</u>
New Haven PD	5	3.27	1,531

Point Pleasant PD

<u>Offense</u>	<u>Offense Count</u>	<u>Crime Rate (per 1,000 persons)</u>
Aggravated Assault	6	1.35
All Other Larceny	96	21.60
Burglary/Breaking & Entering	40	9.00
Counterfeiting/Forgery	9	2.02
Credit Card/Automatic Teller Fraud	4	0.90
Destruction/Damage/Vandalism of Property	89	20.02
Drug Equipment Violations	1	0.22
Drug/Narcotic Violations	7	1.57
False Pretenses/Swindle/Confidence Game	8	1.80
Forcible Fondling	1	0.22
Forcible Sodomy	3	0.67

Intimidation	10	2.25
Motor Vehicle Theft	11	2.47
Robbery	9	2.02
Shoplifting	21	4.72
Simple Assault	54	12.15
Statutory Rape	1	0.22
Stolen Property Offenses	1	0.22
Theft From Building	2	0.45
Theft From Motor Vehicle	26	5.85
Theft of Motor Vehicle Parts/Accessories	2	0.45
Weapon Law Violations	2	0.45

	<u>Index</u>	<u>Offense Count</u>	<u>Crime Rate</u>	<u>Population</u>
Point Pleasant PD		213	47.92	4,445

Point Pleasant SP

<u>Offense</u>	<u>Offense Count</u>	<u>Crime Rate (per 1,000 persons)</u>
Aggravated Assault	4	N/A
All Other Larceny	46	N/A
Burglary/Breaking & Entering	40	N/A
Counterfeiting/Forgery	6	N/A
Destruction/Damage/Vandalism of Property	31	N/A
Drug Equipment Violations	4	N/A
Drug/Narcotic Violations	49	N/A
False Pretenses/Swindle/Confidence Game	9	N/A
Forcible Fondling	3	N/A
Forcible Rape	1	N/A
Impersonation	1	N/A
Intimidation	6	N/A
Motor Vehicle Theft	11	N/A
Pornography/Obscene Material	1	N/A
Sexual Assault With An Object	3	N/A
Shoplifting	3	N/A
Simple Assault	22	N/A
Stolen Property Offenses	1	N/A
Theft of Motor Vehicle Parts/Accessories	9	N/A
Weapon Law Violations	1	N/A

	<u>Index</u>	<u>Offense Count</u>	<u>Crime Rate</u>	<u>Population</u>
Point Pleasant SP		114		

McDowell

DNR - 4 - McDowell

<u>Offense</u>	<u>Offense Count</u>	<u>Crime Rate (per 1,000 persons)</u>
All Other Larceny	1	N/A

	<u>Index</u>	<u>Offense Count</u>	<u>Crime Rate</u>	<u>Population</u>
DNR - 4 - McDowell		1		

Mc Dowell Co SO

<u>Offense</u>	<u>Offense Count</u>	<u>Crime Rate (per 1,000 persons)</u>
Aggravated Assault	22	1.32
All Other Larceny	39	2.35
Arson	8	0.48
Burglary/Breaking & Entering	36	2.17
Counterfeiting/Forgery	7	0.42
Destruction/Damage/Vandalism of Property	24	1.45
Drug/Narcotic Violations	67	4.03
False Pretenses/Swindle/Confidence Game	2	0.12
Forcible Fondling	1	0.06
Intimidation	30	1.81
Kidnaping/Abduction	1	0.06
Motor Vehicle Theft	9	0.54
Robbery	5	0.30
Simple Assault	52	3.13
Stolen Property Offenses	4	0.24
Theft From Building	27	1.63
Theft From Motor Vehicle	6	0.36
Theft of Motor Vehicle Parts/Accessories	2	0.12
Weapon Law Violations	5	0.30

	<u>Index Offense Count</u>	<u>Crime Rate</u>	<u>Population</u>
Mc Dowell Co SO	146	8.79	16,605

Welch PD

<u>Offense</u>	<u>Offense Count</u>	<u>Crime Rate (per 1,000 persons)</u>
Aggravated Assault	5	2.30
All Other Larceny	2	0.92
Drug/Narcotic Violations	8	3.68
Robbery	1	0.46
Simple Assault	1	0.46
Theft From Building	3	1.38

	<u>Index Offense Count</u>	<u>Crime Rate</u>	<u>Population</u>
Welch PD	11	5.06	2,174

Welch SP

<u>Offense</u>	<u>Offense Count</u>	<u>Crime Rate (per 1,000 persons)</u>
Aggravated Assault	32	N/A
All Other Larceny	18	N/A
Arson	2	N/A
Burglary/Breaking & Entering	27	N/A
Destruction/Damage/Vandalism of Property	18	N/A
Drug/Narcotic Violations	1	N/A
Embezzlement	1	N/A
Forcible Fondling	1	N/A
Forcible Rape	1	N/A
Intimidation	31	N/A
Motor Vehicle Theft	10	N/A
Murder and Nonnegligent Manslaughter	1	N/A

Simple Assault	31	N/A
Theft From Building	2	N/A
Theft From Motor Vehicle	3	N/A
Theft of Motor Vehicle Parts/Accessories	11	N/A

	<u>Index Offense Count</u>	<u>Crime Rate</u>	<u>Population</u>
Welch SP	105		

Mercer

BCI - Bluefield

<u>Offense</u>	<u>Offense Count</u>	<u>Crime Rate (per 1,000 persons)</u>
Aggravated Assault	1	N/A
Drug/Narcotic Violations	236	N/A
Prostitution	9	N/A
Weapon Law Violations	1	N/A

	<u>Index Offense Count</u>	<u>Crime Rate</u>	<u>Population</u>
BCI - Bluefield	1		

Bluefield PD

<u>Offense</u>	<u>Offense Count</u>	<u>Crime Rate (per 1,000 persons)</u>
Aggravated Assault	33	2.94
All Other Larceny	103	9.18
Arson	4	0.36
Assisting or Promoting Prostitution	14	1.25
Burglary/Breaking & Entering	85	7.57
Counterfeiting/Forgery	11	0.98
Credit Card/Automatic Teller Fraud	5	0.45
Destruction/Damage/Vandalism of Property	157	13.99
Drug/Narcotic Violations	56	4.99
False Pretenses/Swindle/Confidence Game	6	0.53
Forcible Fondling	2	0.18
Forcible Rape	1	0.09
Forcible Sodomy	1	0.09
Impersonation	1	0.09
Intimidation	26	2.32
Kidnaping/Abduction	1	0.09
Motor Vehicle Theft	13	1.16
Murder and Nonnegligent Manslaughter	3	0.27
Pocket-picking	2	0.18
Prostitution	3	0.27
Robbery	8	0.71
Sexual Assault With An Object	2	0.18
Shoplifting	10	0.89
Simple Assault	139	12.39
Stolen Property Offenses	8	0.71
Theft From Building	50	4.46
Theft From Coin Operated Machine or Device	4	0.36
Theft From Motor Vehicle	33	2.94

Theft of Motor Vehicle Parts/Accessories	16	1.43
Weapon Law Violations	8	0.71

	<u>Index Offense Count</u>	<u>Crime Rate</u>	<u>Population</u>
Bluefield PD	361	32.17	11,222

Concord College Security

<u>Offense</u>	<u>Offense Count</u>	<u>Crime Rate (per 1,000 persons)</u>
Aggravated Assault	1	N/A
All Other Larceny	1	N/A
Burglary/Breaking & Entering	7	N/A
Destruction/Damage/Vandalism of Property	3	N/A
Drug/Narcotic Violations	8	N/A
Forcible Rape	2	N/A
Forcible Sodomy	1	N/A
Intimidation	3	N/A
Simple Assault	4	N/A
Stolen Property Offenses	1	N/A
Theft From Building	4	N/A
Theft of Motor Vehicle Parts/Accessories	1	N/A

	<u>Index Offense Count</u>	<u>Crime Rate</u>	<u>Population</u>
Concord College Security	16		

Mercer Co SO

<u>Offense</u>	<u>Offense Count</u>	<u>Crime Rate (per 1,000 persons)</u>
Aggravated Assault	49	1.13
All Other Larceny	63	1.45
Arson	4	0.09
Burglary/Breaking & Entering	237	5.46
Counterfeiting/Forgery	26	0.60
Destruction/Damage/Vandalism of Property	236	5.44
Drug Equipment Violations	2	0.05
Drug/Narcotic Violations	88	2.03
Embezzlement	5	0.12
False Pretenses/Swindle/Confidence Game	33	0.76
Forcible Fondling	6	0.14
Forcible Rape	1	0.02
Forcible Sodomy	5	0.12
Impersonation	8	0.18
Intimidation	33	0.76
Kidnaping/Abduction	1	0.02
Motor Vehicle Theft	54	1.25
Murder and Nonnegligent Manslaughter	2	0.05
Pornography/Obscene Material	2	0.05
Prostitution	2	0.05
Purse-snatching	1	0.02
Robbery	12	0.28
Sexual Assault With An Object	1	0.02
Shoplifting	67	1.54

Simple Assault	170	3.92
Stolen Property Offenses	13	0.30
Theft From Building	94	2.17
Theft From Coin Operated Machine or Device	9	0.21
Theft From Motor Vehicle	75	1.73
Theft of Motor Vehicle Parts/Accessories	28	0.65
Weapon Law Violations	17	0.39

	<u>Index Offense Count</u>	<u>Crime Rate</u>	<u>Population</u>
Mercer Co SO	692	15.96	43,371

Princeton PD

<u>Offense</u>	<u>Offense Count</u>	<u>Crime Rate (per 1,000 persons)</u>
Aggravated Assault	22	3.46
All Other Larceny	164	25.81
Assisting or Promoting Prostitution	2	0.31
Burglary/Breaking & Entering	78	12.28
Counterfeiting/Forgery	38	5.98
Credit Card/Automatic Teller Fraud	2	0.31
Destruction/Damage/Vandalism of Property	177	27.86
Drug/Narcotic Violations	61	9.60
Embezzlement	6	0.94
False Pretenses/Swindle/Confidence Game	18	2.83
Forcible Fondling	1	0.16
Forcible Rape	1	0.16
Intimidation	37	5.82
Kidnaping/Abduction	1	0.16
Motor Vehicle Theft	12	1.89
Murder and Nonnegligent Manslaughter	1	0.16
Prostitution	12	1.89
Purse-snatching	7	1.10
Robbery	12	1.89
Shoplifting	63	9.92
Simple Assault	135	21.25
Stolen Property Offenses	3	0.47
Theft From Building	9	1.42
Theft From Coin Operated Machine or Device	6	0.94
Theft From Motor Vehicle	39	6.14
Theft of Motor Vehicle Parts/Accessories	23	3.62
Weapon Law Violations	17	2.68

	<u>Index Offense Count</u>	<u>Crime Rate</u>	<u>Population</u>
Princeton PD	437	68.78	6,354

Princeton SP

<u>Offense</u>	<u>Offense Count</u>	<u>Crime Rate (per 1,000 persons)</u>
Aggravated Assault	24	N/A
All Other Larceny	194	N/A
Burglary/Breaking & Entering	122	N/A
Counterfeiting/Forgery	22	N/A

Credit Card/Automatic Teller Fraud	6	N/A
Destruction/Damage/Vandalism of Property	146	N/A
Drug Equipment Violations	1	N/A
Drug/Narcotic Violations	35	N/A
Embezzlement	12	N/A
False Pretenses/Swindle/Confidence Game	38	N/A
Forcible Fondling	3	N/A
Forcible Rape	4	N/A
Forcible Sodomy	1	N/A
Impersonation	9	N/A
Intimidation	51	N/A
Kidnaping/Abduction	1	N/A
Motor Vehicle Theft	24	N/A
Murder and Nonnegligent Manslaughter	1	N/A
Negligent Manslaughter	1	N/A
Robbery	3	N/A
Shoplifting	40	N/A
Simple Assault	132	N/A
Statutory Rape	3	N/A
Stolen Property Offenses	4	N/A
Theft From Motor Vehicle	85	N/A
Theft of Motor Vehicle Parts/Accessories	3	N/A
Weapon Law Violations	10	N/A
Welfare Fraud	1	N/A

	<u>Index Offense Count</u>	<u>Crime Rate</u>	<u>Population</u>
Princeton SP	500		

Turnpike - Mercer

<u>Offense</u>	<u>Offense Count</u>	<u>Crime Rate (per 1,000 persons)</u>
Destruction/Damage/Vandalism of Property	1	N/A
Drug/Narcotic Violations	10	N/A
False Pretenses/Swindle/Confidence Game	1	N/A
Motor Vehicle Theft	1	N/A
Simple Assault	1	N/A
Stolen Property Offenses	1	N/A

	<u>Index Offense Count</u>	<u>Crime Rate</u>	<u>Population</u>
Turnpike - Mercer	1		

Mineral

DNR - 2 - Mineral

<u>Offense</u>	<u>Offense Count</u>	<u>Crime Rate (per 1,000 persons)</u>
Drug/Narcotic Violations	1	N/A

	<u>Index Offense Count</u>	<u>Crime Rate</u>	<u>Population</u>
DNR - 2 - Mineral	0		

Keyser PD

<u>Offense</u>	<u>Offense Count</u>	<u>Crime Rate (per 1,000 persons)</u>
----------------	----------------------	---------------------------------------

Aggravated Assault	4	0.75
All Other Larceny	5	0.93
Burglary/Breaking & Entering	32	5.98
Counterfeiting/Forgery	2	0.37
Credit Card/Automatic Teller Fraud	3	0.56
Destruction/Damage/Vandalism of Property	46	8.60
Drug Equipment Violations	7	1.31
Drug/Narcotic Violations	43	8.04
False Pretenses/Swindle/Confidence Game	8	1.50
Forcible Fondling	2	0.37
Forcible Rape	2	0.37
Forcible Sodomy	1	0.19
Motor Vehicle Theft	4	0.75
Robbery	2	0.37
Sexual Assault With An Object	1	0.19
Shoplifting	20	3.74
Simple Assault	39	7.29
Theft From Building	75	14.02
Theft From Motor Vehicle	14	2.62
Theft of Motor Vehicle Parts/Accessories	6	1.12
Weapon Law Violations	1	0.19

	<u>Index Offense Count</u>	<u>Crime Rate</u>	<u>Population</u>
Keyser PD	164	30.66	5,349

Keyser SP

<u>Offense</u>	<u>Offense Count</u>	<u>Crime Rate (per 1,000 persons)</u>
Aggravated Assault	14	N/A
All Other Larceny	108	N/A
Arson	4	N/A
Burglary/Breaking & Entering	97	N/A
Counterfeiting/Forgery	22	N/A
Credit Card/Automatic Teller Fraud	1	N/A
Destruction/Damage/Vandalism of Property	99	N/A
Drug Equipment Violations	1	N/A
Drug/Narcotic Violations	62	N/A
Embezzlement	2	N/A
Extortion/Blackmail	1	N/A
False Pretenses/Swindle/Confidence Game	19	N/A
Forcible Fondling	5	N/A
Forcible Rape	4	N/A
Impersonation	3	N/A
Intimidation	45	N/A
Motor Vehicle Theft	10	N/A
Murder and Nonnegligent Manslaughter	1	N/A
Pornography/Obscene Material	1	N/A
Purse-snatching	1	N/A
Robbery	1	N/A
Sexual Assault With An Object	3	N/A

Shoplifting	16	N/A
Simple Assault	98	N/A
Stolen Property Offenses	7	N/A
Theft From Building	7	N/A
Theft From Motor Vehicle	12	N/A
Theft of Motor Vehicle Parts/Accessories	8	N/A
Weapon Law Violations	4	N/A

	<u>Index</u>	<u>Offense Count</u>	<u>Crime Rate</u>	<u>Population</u>
Keyser SP		279		

Mineral Co SO

<u>Offense</u>	<u>Offense Count</u>	<u>Crime Rate (per 1,000 persons)</u>
Aggravated Assault	30	1.45
All Other Larceny	9	0.43
Burglary/Breaking & Entering	10	0.48
Counterfeiting/Forgery	4	0.19
Credit Card/Automatic Teller Fraud	2	0.10
Destruction/Damage/Vandalism of Property	29	1.40
Drug Equipment Violations	3	0.14
Drug/Narcotic Violations	48	2.32
Embezzlement	1	0.05
False Pretenses/Swindle/Confidence Game	10	0.48
Forcible Fondling	3	0.14
Forcible Rape	2	0.10
Incest	1	0.05
Intimidation	8	0.39
Robbery	4	0.19
Sexual Assault With An Object	1	0.05
Shoplifting	14	0.68
Simple Assault	70	3.38
Statutory Rape	1	0.05
Theft From Building	11	0.53
Theft From Motor Vehicle	1	0.05
Theft of Motor Vehicle Parts/Accessories	4	0.19
Weapon Law Violations	1	0.05

	<u>Index</u>	<u>Offense Count</u>	<u>Crime Rate</u>	<u>Population</u>
Mineral Co SO		85	4.10	20,707

Potomac State College Police

<u>Offense</u>	<u>Offense Count</u>	<u>Crime Rate (per 1,000 persons)</u>
Aggravated Assault	6	N/A
All Other Larceny	6	N/A
Arson	1	N/A
Betting/Wagering	1	N/A
Burglary/Breaking & Entering	3	N/A
Counterfeiting/Forgery	1	N/A
Destruction/Damage/Vandalism of Property	6	N/A
Drug/Narcotic Violations	15	N/A

False Pretenses/Swindle/Confidence Game	3	N/A
Forcible Fondling	1	N/A
Intimidation	1	N/A
Simple Assault	2	N/A
Theft From Building	1	N/A
Theft From Coin Operated Machine or Device	1	N/A

	<u>Index Offense Count</u>	<u>Crime Rate</u>	<u>Population</u>
Potomac State College Police	17		

Mingo

DNR - 5 - Mingo

<u>Offense</u>	<u>Offense Count</u>	<u>Crime Rate (per 1,000 persons)</u>
Weapon Law Violations	1	N/A

	<u>Index Offense Count</u>	<u>Crime Rate</u>	<u>Population</u>
DNR - 5 - Mingo	0		

Gilbert SP

<u>Offense</u>	<u>Offense Count</u>	<u>Crime Rate (per 1,000 persons)</u>
Aggravated Assault	10	N/A
All Other Larceny	46	N/A
Arson	3	N/A
Burglary/Breaking & Entering	38	N/A
Credit Card/Automatic Teller Fraud	1	N/A
Destruction/Damage/Vandalism of Property	22	N/A
Drug/Narcotic Violations	17	N/A
Embezzlement	1	N/A
False Pretenses/Swindle/Confidence Game	10	N/A
Forcible Rape	2	N/A
Impersonation	1	N/A
Intimidation	13	N/A
Motor Vehicle Theft	12	N/A
Purse-snatching	1	N/A
Robbery	2	N/A
Sexual Assault With An Object	1	N/A
Shoplifting	6	N/A
Simple Assault	37	N/A
Stolen Property Offenses	1	N/A
Theft of Motor Vehicle Parts/Accessories	11	N/A
Weapon Law Violations	1	N/A

	<u>Index Offense Count</u>	<u>Crime Rate</u>	<u>Population</u>
Gilbert SP	128		

Mingo Co SO

<u>Offense</u>	<u>Offense Count</u>	<u>Crime Rate (per 1,000 persons)</u>
Aggravated Assault	1	0.05
Assisting or Promoting Prostitution	1	0.05
Burglary/Breaking & Entering	5	0.23

Destruction/Damage/Vandalism of Property	7	0.32
Drug/Narcotic Violations	4	0.18
Forcible Fondling	1	0.05
Intimidation	13	0.59
Motor Vehicle Theft	3	0.14
Simple Assault	43	1.95
Theft From Building	2	0.09
Theft From Motor Vehicle	1	0.05

	<u>Index Offense Count</u>	<u>Crime Rate</u>	<u>Population</u>
Mingo Co SO	12	0.54	22,058

Williamson PD

<u>Offense</u>	<u>Offense Count</u>	<u>Crime Rate (per 1,000 persons)</u>
Aggravated Assault	6	1.97
All Other Larceny	14	4.61
Burglary/Breaking & Entering	11	3.62
Counterfeiting/Forgery	2	0.66
Credit Card/Automatic Teller Fraud	1	0.33
Destruction/Damage/Vandalism of Property	22	7.24
Drug/Narcotic Violations	3	0.99
False Pretenses/Swindle/Confidence Game	4	1.32
Forcible Fondling	1	0.33
Motor Vehicle Theft	5	1.65
Pocket-picking	1	0.33
Purse-snatching	1	0.33
Robbery	3	0.99
Sexual Assault With An Object	1	0.33
Simple Assault	26	8.56
Stolen Property Offenses	1	0.33
Theft From Building	2	0.66
Theft From Coin Operated Machine or Device	1	0.33
Theft From Motor Vehicle	4	1.32
Weapon Law Violations	1	0.33

	<u>Index Offense Count</u>	<u>Crime Rate</u>	<u>Population</u>
Williamson PD	48	15.79	3,039

Williamson SP

<u>Offense</u>	<u>Offense Count</u>	<u>Crime Rate (per 1,000 persons)</u>
Aggravated Assault	24	N/A
All Other Larceny	39	N/A
Arson	3	N/A
Burglary/Breaking & Entering	44	N/A
Counterfeiting/Forgery	8	N/A
Destruction/Damage/Vandalism of Property	57	N/A
Drug/Narcotic Violations	62	N/A
Forcible Fondling	2	N/A
Forcible Rape	3	N/A
Forcible Sodomy	1	N/A

Impersonation	4	N/A
Intimidation	9	N/A
Motor Vehicle Theft	27	N/A
Prostitution	3	N/A
Robbery	3	N/A
Simple Assault	49	N/A
Statutory Rape	1	N/A
Stolen Property Offenses	2	N/A
Theft From Building	2	N/A
Theft From Motor Vehicle	7	N/A
Theft of Motor Vehicle Parts/Accessories	33	N/A
Weapon Law Violations	5	N/A

	<u>Index Offense Count</u>	<u>Crime Rate</u>	<u>Population</u>
Williamson SP	182		

Monongalia

Granville PD

<u>Offense</u>	<u>Offense Count</u>	<u>Crime Rate (per 1,000 persons)</u>
Aggravated Assault	11	12.88
All Other Larceny	31	36.30
Burglary/Breaking & Entering	6	7.03
Counterfeiting/Forgery	4	4.68
Credit Card/Automatic Teller Fraud	9	10.54
Destruction/Damage/Vandalism of Property	8	9.37
Drug/Narcotic Violations	17	19.91
Embezzlement	4	4.68
False Pretenses/Swindle/Confidence Game	1	1.17
Forcible Fondling	2	2.34
Intimidation	2	2.34
Motor Vehicle Theft	1	1.17
Sexual Assault With An Object	1	1.17
Shoplifting	29	33.96
Simple Assault	1	1.17
Stolen Property Offenses	5	5.85
Theft From Motor Vehicle	1	1.17
Weapon Law Violations	1	1.17

	<u>Index Offense Count</u>	<u>Crime Rate</u>	<u>Population</u>
Granville PD	79	92.51	854

Monongalia Co SO

<u>Offense</u>	<u>Offense Count</u>	<u>Crime Rate (per 1,000 persons)</u>
Aggravated Assault	101	1.86
All Other Larceny	325	5.98
Arson	1	0.02
Burglary/Breaking & Entering	155	2.85
Counterfeiting/Forgery	9	0.17
Credit Card/Automatic Teller Fraud	32	0.59

Destruction/Damage/Vandalism of Property	157	2.89
Drug/Narcotic Violations	37	0.68
Embezzlement	5	0.09
False Pretenses/Swindle/Confidence Game	21	0.39
Forcible Fondling	8	0.15
Forcible Rape	4	0.07
Impersonation	4	0.07
Incest	2	0.04
Intimidation	17	0.31
Motor Vehicle Theft	18	0.33
Murder and Nonnegligent Manslaughter	2	0.04
Robbery	11	0.20
Sexual Assault With An Object	1	0.02
Shoplifting	40	0.74
Simple Assault	26	0.48
Stolen Property Offenses	6	0.11
Theft From Building	3	0.06
Theft From Motor Vehicle	16	0.29
Theft of Motor Vehicle Parts/Accessories	1	0.02
Weapon Law Violations	6	0.11
Welfare Fraud	1	0.02

	<u>Index Offense Count</u>	<u>Crime Rate</u>	<u>Population</u>
Monongalia Co SO	676	12.43	54,387

Morgantown PD

<u>Offense</u>	<u>Offense Count</u>	<u>Crime Rate (per 1,000 persons)</u>
Aggravated Assault	81	2.59
All Other Larceny	298	9.54
Arson	3	0.10
Burglary/Breaking & Entering	265	8.48
Counterfeiting/Forgery	41	1.31
Credit Card/Automatic Teller Fraud	45	1.44
Destruction/Damage/Vandalism of Property	572	18.31
Drug/Narcotic Violations	100	3.20
Embezzlement	11	0.35
Extortion/Blackmail	1	0.03
False Pretenses/Swindle/Confidence Game	16	0.51
Forcible Fondling	2	0.06
Forcible Rape	13	0.42
Forcible Sodomy	2	0.06
Impersonation	4	0.13
Intimidation	43	1.38
Kidnaping/Abduction	1	0.03
Motor Vehicle Theft	33	1.06
Murder and Nonnegligent Manslaughter	2	0.06
Pocket-picking	1	0.03
Purse-snatching	1	0.03
Robbery	28	0.90

Sexual Assault With An Object	3	0.10
Shoplifting	85	2.72
Simple Assault	186	5.95
Stolen Property Offenses	6	0.19
Theft From Building	63	2.02
Theft From Coin Operated Machine or Device	1	0.03
Theft From Motor Vehicle	222	7.10
Theft of Motor Vehicle Parts/Accessories	57	1.82
Weapon Law Violations	16	0.51

	<u>Index Offense Count</u>	<u>Crime Rate</u>	<u>Population</u>
Morgantown PD	1,150	36.80	31,247

Morgantown SP

<u>Offense</u>	<u>Offense Count</u>	<u>Crime Rate (per 1,000 persons)</u>
Aggravated Assault	59	N/A
All Other Larceny	170	N/A
Arson	2	N/A
Burglary/Breaking & Entering	201	N/A
Counterfeiting/Forgery	47	N/A
Credit Card/Automatic Teller Fraud	3	N/A
Destruction/Damage/Vandalism of Property	220	N/A
Drug Equipment Violations	1	N/A
Drug/Narcotic Violations	27	N/A
Embezzlement	10	N/A
False Pretenses/Swindle/Confidence Game	47	N/A
Forcible Fondling	1	N/A
Forcible Rape	6	N/A
Forcible Sodomy	3	N/A
Impersonation	4	N/A
Intimidation	32	N/A
Kidnaping/Abduction	3	N/A
Motor Vehicle Theft	43	N/A
Murder and Nonnegligent Manslaughter	1	N/A
Purse-snatching	2	N/A
Robbery	11	N/A
Sexual Assault With An Object	3	N/A
Shoplifting	70	N/A
Simple Assault	106	N/A
Statutory Rape	2	N/A
Stolen Property Offenses	3	N/A
Theft From Building	13	N/A
Theft From Motor Vehicle	86	N/A
Theft of Motor Vehicle Parts/Accessories	71	N/A
Weapon Law Violations	3	N/A

	<u>Index Offense Count</u>	<u>Crime Rate</u>	<u>Population</u>
Morgantown SP	733		

tf Monongalia Valley Drug

<u>Offense</u>	<u>Offense Count</u>	<u>Crime Rate (per 1,000 persons)</u>
Arson	1	N/A
Drug/Narcotic Violations	18	N/A

	<u>Index Offense Count</u>	<u>Crime Rate</u>	<u>Population</u>
tf Monongalia Valley Drug	0		

Westover PD

<u>Offense</u>	<u>Offense Count</u>	<u>Crime Rate (per 1,000 persons)</u>
Aggravated Assault	20	4.72
All Other Larceny	7	1.65
Arson	1	0.24
Burglary/Breaking & Entering	7	1.65
Counterfeiting/Forgery	1	0.24
Credit Card/Automatic Teller Fraud	2	0.47
Destruction/Damage/Vandalism of Property	5	1.18
Drug/Narcotic Violations	4	0.94
Embezzlement	1	0.24
Forcible Fondling	3	0.71
Forcible Rape	2	0.47
Intimidation	3	0.71
Motor Vehicle Theft	4	0.94
Shoplifting	3	0.71
Simple Assault	2	0.47
Theft From Building	1	0.24
Theft From Motor Vehicle	1	0.24
Weapon Law Violations	2	0.47

	<u>Index Offense Count</u>	<u>Crime Rate</u>	<u>Population</u>
Westover PD	45	10.62	4,238

WV UNIVERSITY - POLICE

<u>Offense</u>	<u>Offense Count</u>	<u>Crime Rate (per 1,000 persons)</u>
Aggravated Assault	38	N/A
All Other Larceny	44	N/A
Arson	3	N/A
Burglary/Breaking & Entering	7	N/A
Counterfeiting/Forgery	5	N/A
Destruction/Damage/Vandalism of Property	119	N/A
Drug Equipment Violations	3	N/A
Drug/Narcotic Violations	195	N/A
Embezzlement	3	N/A
False Pretenses/Swindle/Confidence Game	17	N/A
Forcible Fondling	1	N/A
Forcible Rape	4	N/A
Impersonation	1	N/A
Intimidation	22	N/A
Motor Vehicle Theft	3	N/A
Pocket-picking	2	N/A
Purse-snatching	2	N/A

Robbery	4	N/A
Simple Assault	38	N/A
Stolen Property Offenses	2	N/A
Theft From Building	116	N/A
Theft From Motor Vehicle	26	N/A
Theft of Motor Vehicle Parts/Accessories	3	N/A
Wire Fraud	1	N/A

	<u>Index</u>	<u>Offense Count</u>	<u>Crime Rate</u>	<u>Population</u>
WV UNIVERSITY - POLICE		249		

Monroe

Monroe Co SO

<u>Offense</u>	<u>Offense Count</u>	<u>Crime Rate (per 1,000 persons)</u>
Aggravated Assault	4	0.29
All Other Larceny	11	0.80
Arson	2	0.14
Burglary/Breaking & Entering	14	1.01
Counterfeiting/Forgery	1	0.07
Destruction/Damage/Vandalism of Property	14	1.01
Drug Equipment Violations	1	0.07
Drug/Narcotic Violations	2	0.14
False Pretenses/Swindle/Confidence Game	2	0.14
Forcible Fondling	1	0.07
Forcible Rape	1	0.07
Intimidation	6	0.43
Kidnaping/Abduction	2	0.14
Motor Vehicle Theft	1	0.07
Simple Assault	17	1.23
Theft From Building	10	0.72
Theft From Motor Vehicle	3	0.22
Theft of Motor Vehicle Parts/Accessories	2	0.14
Weapon Law Violations	3	0.22

	<u>Index</u>	<u>Offense Count</u>	<u>Crime Rate</u>	<u>Population</u>
Monroe Co SO		46	3.33	13,831

Union SP

<u>Offense</u>	<u>Offense Count</u>	<u>Crime Rate (per 1,000 persons)</u>
Aggravated Assault	5	N/A
All Other Larceny	25	N/A
Burglary/Breaking & Entering	29	N/A
Counterfeiting/Forgery	27	N/A
Destruction/Damage/Vandalism of Property	17	N/A
Drug/Narcotic Violations	37	N/A
Embezzlement	1	N/A
Extortion/Blackmail	1	N/A
False Pretenses/Swindle/Confidence Game	7	N/A
Forcible Fondling	2	N/A

Impersonation	1	N/A
Intimidation	5	N/A
Motor Vehicle Theft	4	N/A
Sexual Assault With An Object	1	N/A
Simple Assault	15	N/A
Stolen Property Offenses	2	N/A
Theft From Building	3	N/A
Theft From Motor Vehicle	7	N/A
Theft of Motor Vehicle Parts/Accessories	7	N/A
Weapon Law Violations	3	N/A

	<u>Index Offense Count</u>	<u>Crime Rate</u>	<u>Population</u>
Union SP	80		

Morgan

Berkeley Springs SP

<u>Offense</u>	<u>Offense Count</u>	<u>Crime Rate (per 1,000 persons)</u>
Aggravated Assault	6	N/A
All Other Larceny	37	N/A
Burglary/Breaking & Entering	36	N/A
Counterfeiting/Forgery	3	N/A
Destruction/Damage/Vandalism of Property	49	N/A
Drug/Narcotic Violations	7	N/A
False Pretenses/Swindle/Confidence Game	10	N/A
Intimidation	13	N/A
Motor Vehicle Theft	8	N/A
Shoplifting	5	N/A
Simple Assault	27	N/A
Stolen Property Offenses	1	N/A
Theft From Building	8	N/A
Theft From Coin Operated Machine or Device	1	N/A
Theft From Motor Vehicle	8	N/A
Theft of Motor Vehicle Parts/Accessories	17	N/A
Wire Fraud	1	N/A

	<u>Index Offense Count</u>	<u>Crime Rate</u>	<u>Population</u>
Berkeley Springs SP	126		

DNR - 2 - Morgan

<u>Offense</u>	<u>Offense Count</u>	<u>Crime Rate (per 1,000 persons)</u>
Weapon Law Violations	2	N/A

	<u>Index Offense Count</u>	<u>Crime Rate</u>	<u>Population</u>
DNR - 2 - Morgan	0		

Morgan Co SO

<u>Offense</u>	<u>Offense Count</u>	<u>Crime Rate (per 1,000 persons)</u>
Aggravated Assault	12	0.77
All Other Larceny	70	4.48
Burglary/Breaking & Entering	80	5.12

Counterfeiting/Forgery	11	0.70
Credit Card/Automatic Teller Fraud	1	0.06
Destruction/Damage/Vandalism of Property	93	5.95
Drug/Narcotic Violations	67	4.29
Extortion/Blackmail	1	0.06
False Pretenses/Swindle/Confidence Game	14	0.90
Forcible Fondling	4	0.26
Forcible Rape	2	0.13
Forcible Sodomy	1	0.06
Impersonation	6	0.38
Incest	1	0.06
Intimidation	21	1.34
Motor Vehicle Theft	15	0.96
Pornography/Obscene Material	3	0.19
Robbery	3	0.19
Shoplifting	6	0.38
Simple Assault	79	5.06
Stolen Property Offenses	3	0.19
Theft From Building	4	0.26
Theft From Coin Operated Machine or Device	1	0.06
Theft From Motor Vehicle	3	0.19
Theft of Motor Vehicle Parts/Accessories	4	0.26
Weapon Law Violations	3	0.19

	<u>Index Offense Count</u>	<u>Crime Rate</u>	<u>Population</u>
Morgan Co SO	200	12.80	15,621

Nicholas

DNR - 3 - Nicholas

<u>Offense</u>	<u>Offense Count</u>	<u>Crime Rate (per 1,000 persons)</u>
Drug/Narcotic Violations	2	N/A
Weapon Law Violations	1	N/A

	<u>Index Offense Count</u>	<u>Crime Rate</u>	<u>Population</u>
DNR - 3 - Nicholas	0		

Nicholas Co SO

<u>Offense</u>	<u>Offense Count</u>	<u>Crime Rate (per 1,000 persons)</u>
Aggravated Assault	182	8.69
All Other Larceny	249	11.88
Arson	2	0.10
Burglary/Breaking & Entering	88	4.20
Counterfeiting/Forgery	14	0.67
Credit Card/Automatic Teller Fraud	5	0.24
Destruction/Damage/Vandalism of Property	103	4.92
Drug Equipment Violations	1	0.05
Drug/Narcotic Violations	20	0.95
Embezzlement	2	0.10
False Pretenses/Swindle/Confidence Game	12	0.57

Forcible Fondling	3	0.14
Forcible Rape	2	0.10
Impersonation	3	0.14
Incest	1	0.05
Intimidation	54	2.58
Motor Vehicle Theft	11	0.53
Murder and Nonnegligent Manslaughter	1	0.05
Pornography/Obscene Material	4	0.19
Robbery	2	0.10
Sexual Assault With An Object	1	0.05
Shoplifting	17	0.81
Simple Assault	46	2.20
Stolen Property Offenses	6	0.29
Theft From Motor Vehicle	4	0.19
Weapon Law Violations	12	0.57

	<u>Index Offense Count</u>	<u>Crime Rate</u>	<u>Population</u>
Nicholas Co SO	556	26.54	20,952

Richwood SP

<u>Offense</u>	<u>Offense Count</u>	<u>Crime Rate (per 1,000 persons)</u>
Aggravated Assault	2	N/A
All Other Larceny	12	N/A
Burglary/Breaking & Entering	4	N/A
Counterfeiting/Forgery	3	N/A
Destruction/Damage/Vandalism of Property	8	N/A
Drug Equipment Violations	3	N/A
Drug/Narcotic Violations	14	N/A
False Pretenses/Swindle/Confidence Game	2	N/A
Forcible Fondling	2	N/A
Impersonation	1	N/A
Intimidation	4	N/A
Motor Vehicle Theft	1	N/A
Pornography/Obscene Material	2	N/A
Shoplifting	2	N/A
Simple Assault	8	N/A
Statutory Rape	2	N/A
Theft From Building	11	N/A
Theft From Motor Vehicle	3	N/A
Theft of Motor Vehicle Parts/Accessories	2	N/A
Weapon Law Violations	1	N/A

	<u>Index Offense Count</u>	<u>Crime Rate</u>	<u>Population</u>
Richwood SP	37		

Summersville PD

<u>Offense</u>	<u>Offense Count</u>	<u>Crime Rate (per 1,000 persons)</u>
Aggravated Assault	29	8.65
All Other Larceny	32	9.55
Burglary/Breaking & Entering	15	4.48

Counterfeiting/Forgery	5	1.49
Credit Card/Automatic Teller Fraud	2	0.60
Destruction/Damage/Vandalism of Property	18	5.37
Drug/Narcotic Violations	19	5.67
False Pretenses/Swindle/Confidence Game	4	1.19
Intimidation	1	0.30
Motor Vehicle Theft	2	0.60
Purse-snatching	1	0.30
Shoplifting	60	17.91
Simple Assault	9	2.69
Stolen Property Offenses	2	0.60
Theft From Coin Operated Machine or Device	1	0.30
Theft From Motor Vehicle	14	4.18
Theft of Motor Vehicle Parts/Accessories	2	0.60

	<u>Index Offense Count</u>	<u>Crime Rate</u>	<u>Population</u>
Summersville PD	156	46.55	3,351

Summersville SP

Offense	Offense Count	Crime Rate (per 1,000 persons)
All Other Larceny	14	N/A
Burglary/Breaking & Entering	11	N/A
Counterfeiting/Forgery	5	N/A
Credit Card/Automatic Teller Fraud	5	N/A
Destruction/Damage/Vandalism of Property	13	N/A
Drug Equipment Violations	2	N/A
Drug/Narcotic Violations	23	N/A
Embezzlement	1	N/A
Extortion/Blackmail	1	N/A
False Pretenses/Swindle/Confidence Game	5	N/A
Impersonation	1	N/A
Intimidation	15	N/A
Motor Vehicle Theft	2	N/A
Shoplifting	1	N/A
Simple Assault	12	N/A
Statutory Rape	1	N/A
Stolen Property Offenses	2	N/A
Theft From Building	20	N/A
Theft From Motor Vehicle	3	N/A
Theft of Motor Vehicle Parts/Accessories	12	N/A
Weapon Law Violations	2	N/A

	<u>Index Offense Count</u>	<u>Crime Rate</u>	<u>Population</u>
Summersville SP	63		

tf Central WV Drug

Offense	Offense Count	Crime Rate (per 1,000 persons)
Drug Equipment Violations	20	N/A
Drug/Narcotic Violations	42	N/A
Murder and Nonnegligent Manslaughter	2	N/A

tf Central WV Drug	<u>Index Offense Count</u>	<u>Crime Rate</u>	<u>Population</u>
	2		

Ohio

Bethlehem PD

<u>Offense</u>	<u>Offense Count</u>	<u>Crime Rate (per 1,000 persons)</u>
All Other Larceny	1	0.40
Burglary/Breaking & Entering	6	2.40
Destruction/Damage/Vandalism of Property	2	0.80
Intimidation	1	0.40
Shoplifting	1	0.40
Stolen Property Offenses	1	0.40
Theft From Coin Operated Machine or Device	1	0.40

Bethlehem PD	<u>Index Offense Count</u>	<u>Crime Rate</u>	<u>Population</u>
	9	3.59	2,504

Ohio Co SO

<u>Offense</u>	<u>Offense Count</u>	<u>Crime Rate (per 1,000 persons)</u>
Aggravated Assault	62	5.85
All Other Larceny	30	2.83
Arson	1	0.09
Burglary/Breaking & Entering	43	4.06
Counterfeiting/Forgery	9	0.85
Credit Card/Automatic Teller Fraud	2	0.19
Destruction/Damage/Vandalism of Property	31	2.93
Drug/Narcotic Violations	56	5.29
Embezzlement	3	0.28
False Pretenses/Swindle/Confidence Game	6	0.57
Forcible Fondling	1	0.09
Forcible Rape	2	0.19
Forcible Sodomy	1	0.09
Impersonation	2	0.19
Incest	1	0.09
Intimidation	14	1.32
Kidnaping/Abduction	1	0.09
Motor Vehicle Theft	8	0.76
Shoplifting	66	6.23
Simple Assault	9	0.85
Stolen Property Offenses	1	0.09
Theft From Building	12	1.13
Theft From Motor Vehicle	9	0.85
Theft of Motor Vehicle Parts/Accessories	1	0.09
Weapon Law Violations	1	0.09

Ohio Co SO	<u>Index Offense Count</u>	<u>Crime Rate</u>	<u>Population</u>
	233	21.99	10,596

tf Ohio Valley Drug & Vio Crime

<u>Offense</u>	<u>Offense Count</u>	<u>Crime Rate (per 1,000 persons)</u>
All Other Larceny	1	N/A
Drug Equipment Violations	1	N/A
Drug/Narcotic Violations	105	N/A

	<u>Index Offense Count</u>	<u>Crime Rate</u>	<u>Population</u>
tf Ohio Valley Drug & Vio Crime	1		

Wheeling PD

<u>Offense</u>	<u>Offense Count</u>	<u>Crime Rate (per 1,000 persons)</u>
Aggravated Assault	126	4.34
All Other Larceny	342	11.77
Arson	3	0.10
Burglary/Breaking & Entering	211	7.26
Counterfeiting/Forgery	53	1.82
Credit Card/Automatic Teller Fraud	38	1.31
Destruction/Damage/Vandalism of Property	383	13.18
Drug Equipment Violations	5	0.17
Drug/Narcotic Violations	143	4.92
Embezzlement	4	0.14
False Pretenses/Swindle/Confidence Game	49	1.69
Forcible Fondling	6	0.21
Forcible Rape	14	0.48
Impersonation	6	0.21
Intimidation	213	7.33
Kidnaping/Abduction	1	0.03
Motor Vehicle Theft	48	1.65
Negligent Manslaughter	1	0.03
Pornography/Obscene Material	1	0.03
Prostitution	2	0.07
Purse-snatching	1	0.03
Robbery	25	0.86
Sexual Assault With An Object	1	0.03
Shoplifting	75	2.58
Simple Assault	357	12.29
Stolen Property Offenses	7	0.24
Theft From Building	15	0.52
Theft From Coin Operated Machine or Device	2	0.07
Theft From Motor Vehicle	95	3.27
Theft of Motor Vehicle Parts/Accessories	10	0.34
Weapon Law Violations	12	0.41

	<u>Index Offense Count</u>	<u>Crime Rate</u>	<u>Population</u>
Wheeling PD	964	33.18	29,054

Wheeling SP

<u>Offense</u>	<u>Offense Count</u>	<u>Crime Rate (per 1,000 persons)</u>
Aggravated Assault	4	N/A
All Other Larceny	23	N/A
Burglary/Breaking & Entering	7	N/A

Counterfeiting/Forgery	2	N/A
Destruction/Damage/Vandalism of Property	14	N/A
Drug/Narcotic Violations	36	N/A
False Pretenses/Swindle/Confidence Game	7	N/A
Forcible Fondling	2	N/A
Forcible Rape	2	N/A
Impersonation	1	N/A
Intimidation	4	N/A
Motor Vehicle Theft	4	N/A
Pornography/Obscene Material	4	N/A
Sexual Assault With An Object	3	N/A
Shoplifting	21	N/A
Simple Assault	11	N/A
Stolen Property Offenses	1	N/A
Theft From Motor Vehicle	12	N/A
Theft of Motor Vehicle Parts/Accessories	7	N/A

	<u>Index Offense Count</u>	<u>Crime Rate</u>	<u>Population</u>
Wheeling SP	80		

Pendleton

DNR - 2 - Pendleton

<u>Offense</u>	<u>Offense Count</u>	<u>Crime Rate (per 1,000 persons)</u>
Weapon Law Violations	1	N/A

	<u>Index Offense Count</u>	<u>Crime Rate</u>	<u>Population</u>
DNR - 2 - Pendleton	0		

Franklin SP

<u>Offense</u>	<u>Offense Count</u>	<u>Crime Rate (per 1,000 persons)</u>
Aggravated Assault	9	N/A
All Other Larceny	10	N/A
Arson	1	N/A
Burglary/Breaking & Entering	9	N/A
Destruction/Damage/Vandalism of Property	23	N/A
Drug/Narcotic Violations	17	N/A
False Pretenses/Swindle/Confidence Game	4	N/A
Forcible Rape	2	N/A
Intimidation	7	N/A
Simple Assault	17	N/A
Theft From Building	2	N/A
Theft From Coin Operated Machine or Device	1	N/A
Theft From Motor Vehicle	2	N/A
Theft of Motor Vehicle Parts/Accessories	1	N/A
Weapon Law Violations	3	N/A

	<u>Index Offense Count</u>	<u>Crime Rate</u>	<u>Population</u>
Franklin SP	36		

Pleasants

Pleasants Co SO

<u>Offense</u>	<u>Offense Count</u>	<u>Crime Rate (per 1,000 persons)</u>	
Aggravated Assault	1	0.18	
Burglary/Breaking & Entering	1	0.18	
Credit Card/Automatic Teller Fraud	1	0.18	
False Pretenses/Swindle/Confidence Game	1	0.18	
Simple Assault	7	1.26	
	<u>Index Offense Count</u>	<u>Crime Rate</u>	<u>Population</u>
Pleasants Co SO	2	0.36	5,551

St Marys SP

<u>Offense</u>	<u>Offense Count</u>	<u>Crime Rate (per 1,000 persons)</u>	
Aggravated Assault	1	N/A	
All Other Larceny	4	N/A	
Arson	1	N/A	
Burglary/Breaking & Entering	3	N/A	
Counterfeiting/Forgery	2	N/A	
Credit Card/Automatic Teller Fraud	1	N/A	
Destruction/Damage/Vandalism of Property	6	N/A	
Drug/Narcotic Violations	2	N/A	
False Pretenses/Swindle/Confidence Game	1	N/A	
Forcible Fondling	3	N/A	
Intimidation	1	N/A	
Kidnaping/Abduction	1	N/A	
Motor Vehicle Theft	2	N/A	
Sexual Assault With An Object	1	N/A	
Simple Assault	6	N/A	
Stolen Property Offenses	1	N/A	
Weapon Law Violations	2	N/A	
	<u>Index Offense Count</u>	<u>Crime Rate</u>	<u>Population</u>
St Marys SP	10		

Pocahontas

DNR - 3 - Pocahontas

<u>Offense</u>	<u>Offense Count</u>	<u>Crime Rate (per 1,000 persons)</u>	
Drug/Narcotic Violations	1	N/A	
	<u>Index Offense Count</u>	<u>Crime Rate</u>	<u>Population</u>
DNR - 3 - Pocahontas	0		

Marlinton SP

<u>Offense</u>	<u>Offense Count</u>	<u>Crime Rate (per 1,000 persons)</u>	
Aggravated Assault	10	N/A	
All Other Larceny	35	N/A	
Arson	2	N/A	

Burglary/Breaking & Entering	11	N/A
Counterfeiting/Forgery	12	N/A
Credit Card/Automatic Teller Fraud	2	N/A
Destruction/Damage/Vandalism of Property	32	N/A
Drug/Narcotic Violations	26	N/A
Embezzlement	1	N/A
False Pretenses/Swindle/Confidence Game	6	N/A
Forcible Fondling	2	N/A
Forcible Sodomy	1	N/A
Intimidation	12	N/A
Motor Vehicle Theft	4	N/A
Murder and Nonnegligent Manslaughter	1	N/A
Simple Assault	30	N/A
Stolen Property Offenses	2	N/A
Theft From Motor Vehicle	3	N/A
Weapon Law Violations	3	N/A

	<u>Index Offense Count</u>	<u>Crime Rate</u>	<u>Population</u>
Marlinton SP	64		

Pocahontas Co SO

<u>Offense</u>	<u>Offense Count</u>	<u>Crime Rate (per 1,000 persons)</u>
Aggravated Assault	8	1.10
All Other Larceny	6	0.82
Burglary/Breaking & Entering	7	0.96
Destruction/Damage/Vandalism of Property	15	2.06
Drug/Narcotic Violations	6	0.82
False Pretenses/Swindle/Confidence Game	5	0.69
Forcible Fondling	3	0.41
Impersonation	1	0.14
Intimidation	2	0.27
Motor Vehicle Theft	1	0.14
Murder and Nonnegligent Manslaughter	2	0.27
Shoplifting	2	0.27
Simple Assault	24	3.29
Statutory Rape	1	0.14
Theft From Building	8	1.10
Theft From Motor Vehicle	2	0.27
Weapon Law Violations	2	0.27

	<u>Index Offense Count</u>	<u>Crime Rate</u>	<u>Population</u>
Pocahontas Co SO	36	4.94	7,286

Preston

DNR - 1 - Preston

<u>Offense</u>	<u>Offense Count</u>	<u>Crime Rate (per 1,000 persons)</u>
Weapon Law Violations	1	N/A

DNR - 1 - Preston	<u>Index Offense Count</u>	<u>Crime Rate</u>	<u>Population</u>
	0		

Kingwood PD

<u>Offense</u>	<u>Offense Count</u>	<u>Crime Rate (per 1,000 persons)</u>
Aggravated Assault	6	1.94
All Other Larceny	10	3.23
Burglary/Breaking & Entering	10	3.23
Counterfeiting/Forgery	1	0.32
Destruction/Damage/Vandalism of Property	18	5.81
Drug/Narcotic Violations	2	0.65
Shoplifting	3	0.97
Simple Assault	1	0.32
Theft From Motor Vehicle	2	0.65

Kingwood PD	<u>Index Offense Count</u>	<u>Crime Rate</u>	<u>Population</u>
	31	10.01	3,097

Kingwood SP

<u>Offense</u>	<u>Offense Count</u>	<u>Crime Rate (per 1,000 persons)</u>
Aggravated Assault	14	N/A
All Other Larceny	50	N/A
Arson	1	N/A
Burglary/Breaking & Entering	73	N/A
Counterfeiting/Forgery	5	N/A
Credit Card/Automatic Teller Fraud	3	N/A
Destruction/Damage/Vandalism of Property	73	N/A
Drug/Narcotic Violations	11	N/A
Embezzlement	2	N/A
False Pretenses/Swindle/Confidence Game	15	N/A
Forcible Fondling	3	N/A
Forcible Rape	2	N/A
Impersonation	1	N/A
Intimidation	8	N/A
Kidnaping/Abduction	1	N/A
Motor Vehicle Theft	13	N/A
Pornography/Obscene Material	2	N/A
Sexual Assault With An Object	3	N/A
Shoplifting	5	N/A
Simple Assault	45	N/A
Stolen Property Offenses	2	N/A
Theft From Coin Operated Machine or Device	1	N/A
Theft From Motor Vehicle	8	N/A
Theft of Motor Vehicle Parts/Accessories	3	N/A
Weapon Law Violations	2	N/A

Kingwood SP	<u>Index Offense Count</u>	<u>Crime Rate</u>	<u>Population</u>
	169		

Preston Co SO

<u>Offense</u>	<u>Offense Count</u>	<u>Crime Rate (per 1,000 persons)</u>
Aggravated Assault	33	1.37
All Other Larceny	102	4.23
Arson	2	0.08
Burglary/Breaking & Entering	114	4.72
Counterfeiting/Forgery	9	0.37
Credit Card/Automatic Teller Fraud	3	0.12
Destruction/Damage/Vandalism of Property	54	2.24
Drug Equipment Violations	5	0.21
Drug/Narcotic Violations	68	2.82
Embezzlement	3	0.12
False Pretenses/Swindle/Confidence Game	29	1.20
Forcible Fondling	2	0.08
Forcible Rape	6	0.25
Intimidation	25	1.04
Kidnaping/Abduction	1	0.04
Motor Vehicle Theft	20	0.83
Robbery	1	0.04
Sexual Assault With An Object	3	0.12
Shoplifting	16	0.66
Simple Assault	70	2.90
Theft From Building	4	0.17
Theft From Coin Operated Machine or Device	2	0.08
Theft From Motor Vehicle	17	0.70
Theft of Motor Vehicle Parts/Accessories	4	0.17
Weapon Law Violations	6	0.25

	<u>Index Offense Count</u>	<u>Crime Rate</u>	<u>Population</u>
Preston Co SO	319	13.21	24,142

Putnam

Eleanor PD

<u>Offense</u>	<u>Offense Count</u>	<u>Crime Rate (per 1,000 persons)</u>
All Other Larceny	2	1.27
Drug/Narcotic Violations	1	0.63
Simple Assault	2	1.27

	<u>Index Offense Count</u>	<u>Crime Rate</u>	<u>Population</u>
Eleanor PD	2	1.27	1,581

Hurricane PD

<u>Offense</u>	<u>Offense Count</u>	<u>Crime Rate (per 1,000 persons)</u>
Aggravated Assault	7	1.08
All Other Larceny	73	11.30
Burglary/Breaking & Entering	28	4.33
Counterfeiting/Forgery	11	1.70
Credit Card/Automatic Teller Fraud	6	0.93
Destruction/Damage/Vandalism of Property	65	10.06
Drug/Narcotic Violations	53	8.20

Embezzlement	1	0.15
False Pretenses/Swindle/Confidence Game	16	2.48
Forcible Fondling	3	0.46
Forcible Rape	3	0.46
Forcible Sodomy	1	0.15
Intimidation	6	0.93
Kidnaping/Abduction	1	0.15
Motor Vehicle Theft	4	0.62
Robbery	2	0.31
Sexual Assault With An Object	3	0.46
Shoplifting	55	8.51
Simple Assault	29	4.49
Theft From Building	19	2.94
Theft From Motor Vehicle	52	8.05
Theft of Motor Vehicle Parts/Accessories	4	0.62
Weapon Law Violations	1	0.15

	<u>Index Offense Count</u>	<u>Crime Rate</u>	<u>Population</u>
Hurricane PD	247	38.22	6,463

Putnam Co SO

<u>Offense</u>	<u>Offense Count</u>	<u>Crime Rate (per 1,000 persons)</u>
Aggravated Assault	52	1.17
All Other Larceny	142	3.19
Arson	1	0.02
Burglary/Breaking & Entering	75	1.68
Counterfeiting/Forgery	12	0.27
Credit Card/Automatic Teller Fraud	10	0.22
Destruction/Damage/Vandalism of Property	106	2.38
Drug/Narcotic Violations	18	0.40
Embezzlement	7	0.16
False Pretenses/Swindle/Confidence Game	12	0.27
Forcible Fondling	5	0.11
Forcible Rape	4	0.09
Forcible Sodomy	1	0.02
Impersonation	2	0.04
Intimidation	28	0.63
Motor Vehicle Theft	27	0.61
Robbery	2	0.04
Shoplifting	21	0.47
Simple Assault	29	0.65
Statutory Rape	1	0.02
Theft From Building	14	0.31
Theft From Motor Vehicle	42	0.94
Theft of Motor Vehicle Parts/Accessories	35	0.79
Weapon Law Violations	4	0.09

	<u>Index Offense Count</u>	<u>Crime Rate</u>	<u>Population</u>
Putnam Co SO	414	9.29	44,583

Winfield SP

<u>Offense</u>	<u>Offense Count</u>	<u>Crime Rate (per 1,000 persons)</u>
Aggravated Assault	15	N/A
All Other Larceny	92	N/A
Burglary/Breaking & Entering	47	N/A
Counterfeiting/Forgery	25	N/A
Destruction/Damage/Vandalism of Property	110	N/A
Drug Equipment Violations	33	N/A
Drug/Narcotic Violations	106	N/A
Embezzlement	2	N/A
False Pretenses/Swindle/Confidence Game	24	N/A
Forcible Fondling	5	N/A
Forcible Sodomy	2	N/A
Impersonation	8	N/A
Intimidation	22	N/A
Kidnaping/Abduction	1	N/A
Motor Vehicle Theft	24	N/A
Murder and Nonnegligent Manslaughter	1	N/A
Pornography/Obscene Material	3	N/A
Robbery	1	N/A
Shoplifting	31	N/A
Simple Assault	35	N/A
Statutory Rape	1	N/A
Stolen Property Offenses	7	N/A
Theft From Building	2	N/A
Theft From Motor Vehicle	54	N/A
Theft of Motor Vehicle Parts/Accessories	38	N/A
Weapon Law Violations	9	N/A

	<u>Index Offense Count</u>	<u>Crime Rate</u>	<u>Population</u>
Winfield SP	305		

RALEIGH

BCI - Beckley

<u>Offense</u>	<u>Offense Count</u>	<u>Crime Rate (per 1,000 persons)</u>
Drug/Narcotic Violations	50	N/A
Prostitution	1	N/A
Theft From Building	1	N/A

	<u>Index Offense Count</u>	<u>Crime Rate</u>	<u>Population</u>
BCI - Beckley	1		

Beckley PD

<u>Offense</u>	<u>Offense Count</u>	<u>Crime Rate (per 1,000 persons)</u>
Aggravated Assault	133	7.83
All Other Larceny	459	27.02
Arson	10	0.59
Assisting or Promoting Prostitution	1	0.06

Burglary/Breaking & Entering	393	23.13
Counterfeiting/Forgery	91	5.36
Credit Card/Automatic Teller Fraud	5	0.29
Destruction/Damage/Vandalism of Property	646	38.02
Drug Equipment Violations	1	0.06
Drug/Narcotic Violations	356	20.95
Embezzlement	30	1.77
False Pretenses/Swindle/Confidence Game	113	6.65
Forcible Fondling	15	0.88
Forcible Rape	14	0.82
Forcible Sodomy	2	0.12
Impersonation	15	0.88
Intimidation	230	13.54
Kidnaping/Abduction	5	0.29
Motor Vehicle Theft	56	3.30
Murder and Nonnegligent Manslaughter	3	0.18
Pocket-picking	1	0.06
Pornography/Obscene Material	3	0.18
Purse-snatching	6	0.35
Robbery	40	2.35
Shoplifting	383	22.54
Simple Assault	634	37.32
Statutory Rape	1	0.06
Stolen Property Offenses	20	1.18
Theft From Building	50	2.94
Theft From Motor Vehicle	213	12.54
Theft of Motor Vehicle Parts/Accessories	33	1.94
Weapon Law Violations	37	2.18

	<u>Index Offense Count</u>	<u>Crime Rate</u>	<u>Population</u>
Beckley PD	1,784	105.00	16,990

Beckley SP

<u>Offense</u>	<u>Offense Count</u>	<u>Crime Rate (per 1,000 persons)</u>
Aggravated Assault	30	N/A
All Other Larceny	206	N/A
Arson	1	N/A
Burglary/Breaking & Entering	121	N/A
Counterfeiting/Forgery	73	N/A
Credit Card/Automatic Teller Fraud	2	N/A
Destruction/Damage/Vandalism of Property	155	N/A
Drug Equipment Violations	4	N/A
Drug/Narcotic Violations	162	N/A
Embezzlement	5	N/A
False Pretenses/Swindle/Confidence Game	27	N/A
Forcible Fondling	4	N/A
Forcible Rape	3	N/A
Impersonation	9	N/A
Intimidation	27	N/A

Kidnaping/Abduction	2	N/A
Motor Vehicle Theft	36	N/A
Pornography/Obscene Material	1	N/A
Purse-snatching	2	N/A
Robbery	5	N/A
Sexual Assault With An Object	6	N/A
Shoplifting	33	N/A
Simple Assault	97	N/A
Statutory Rape	3	N/A
Stolen Property Offenses	10	N/A
Theft From Building	7	N/A
Theft From Motor Vehicle	26	N/A
Theft of Motor Vehicle Parts/Accessories	88	N/A
Weapon Law Violations	17	N/A

	<u>Index Offense Count</u>	<u>Crime Rate</u>	<u>Population</u>
Beckley SP	557		

Raleigh Co SO

<u>Offense</u>	<u>Offense Count</u>	<u>Crime Rate (per 1,000 persons)</u>
Aggravated Assault	87	1.43
All Other Larceny	359	5.91
Arson	8	0.13
Burglary/Breaking & Entering	374	6.16
Counterfeiting/Forgery	67	1.10
Credit Card/Automatic Teller Fraud	4	0.07
Destruction/Damage/Vandalism of Property	320	5.27
Drug/Narcotic Violations	57	0.94
Embezzlement	6	0.10
False Pretenses/Swindle/Confidence Game	57	0.94
Forcible Fondling	17	0.28
Forcible Rape	7	0.12
Impersonation	7	0.12
Intimidation	56	0.92
Kidnaping/Abduction	4	0.07
Motor Vehicle Theft	50	0.82
Murder and Nonnegligent Manslaughter	4	0.07
Robbery	23	0.38
Sexual Assault With An Object	10	0.16
Shoplifting	50	0.82
Simple Assault	305	5.02
Statutory Rape	3	0.05
Stolen Property Offenses	23	0.38
Theft From Building	1	0.02
Theft From Coin Operated Machine or Device	1	0.02
Theft From Motor Vehicle	48	0.79
Theft of Motor Vehicle Parts/Accessories	2	0.03
Weapon Law Violations	37	0.61
Wire Fraud	1	0.02

Raleigh Co SO	<u>Index Offense Count</u> 1,006	<u>Crime Rate</u> 16.56	<u>Population</u> 60,741
---------------	-------------------------------------	----------------------------	-----------------------------

Turnpike - Raleigh

<u>Offense</u>	<u>Offense Count</u>	<u>Crime Rate (per 1,000 persons)</u>
All Other Larceny	4	N/A
Counterfeiting/Forgery	1	N/A
Destruction/Damage/Vandalism of Property	3	N/A
Drug/Narcotic Violations	7	N/A
False Pretenses/Swindle/Confidence Game	1	N/A
Simple Assault	1	N/A
Theft From Motor Vehicle	3	N/A

Turnpike - Raleigh	<u>Index Offense Count</u> 7	<u>Crime Rate</u>	<u>Population</u>
--------------------	---------------------------------	-------------------	-------------------

Randolph

DNR - 3 - Randolph

<u>Offense</u>	<u>Offense Count</u>	<u>Crime Rate (per 1,000 persons)</u>
Drug/Narcotic Violations	3	N/A

DNR - 3 - Randolph	<u>Index Offense Count</u> 0	<u>Crime Rate</u>	<u>Population</u>
--------------------	---------------------------------	-------------------	-------------------

Elkins PD

<u>Offense</u>	<u>Offense Count</u>	<u>Crime Rate (per 1,000 persons)</u>
Aggravated Assault	47	6.61
All Other Larceny	97	13.64
Arson	1	0.14
Burglary/Breaking & Entering	61	8.57
Counterfeiting/Forgery	13	1.83
Destruction/Damage/Vandalism of Property	123	17.29
Drug Equipment Violations	1	0.14
Drug/Narcotic Violations	28	3.94
Embezzlement	2	0.28
False Pretenses/Swindle/Confidence Game	6	0.84
Forcible Rape	1	0.14
Forcible Sodomy	1	0.14
Intimidation	8	1.12
Kidnaping/Abduction	2	0.28
Motor Vehicle Theft	7	0.98
Murder and Nonnegligent Manslaughter	1	0.14
Robbery	7	0.98
Sexual Assault With An Object	1	0.14
Shoplifting	25	3.51
Simple Assault	80	11.25
Stolen Property Offenses	2	0.28
Theft From Building	40	5.62
Theft From Motor Vehicle	33	4.64

Weapon Law Violations 3 0.42

Elkins PD Index Offense Count 319 Crime Rate 44.84 Population 7,114

Elkins SP

<u>Offense</u>	<u>Offense Count</u>	<u>Crime Rate (per 1,000 persons)</u>
Aggravated Assault	19	N/A
All Other Larceny	127	N/A
Burglary/Breaking & Entering	73	N/A
Counterfeiting/Forgery	20	N/A
Credit Card/Automatic Teller Fraud	1	N/A
Destruction/Damage/Vandalism of Property	117	N/A
Drug/Narcotic Violations	29	N/A
Embezzlement	2	N/A
False Pretenses/Swindle/Confidence Game	21	N/A
Forcible Fondling	3	N/A
Forcible Rape	6	N/A
Forcible Sodomy	1	N/A
Impersonation	1	N/A
Intimidation	22	N/A
Kidnaping/Abduction	2	N/A
Motor Vehicle Theft	17	N/A
Pornography/Obscene Material	1	N/A
Robbery	2	N/A
Sexual Assault With An Object	8	N/A
Shoplifting	68	N/A
Simple Assault	92	N/A
Stolen Property Offenses	20	N/A
Theft From Building	1	N/A
Theft From Motor Vehicle	11	N/A
Weapon Law Violations	10	N/A
Wire Fraud	2	N/A

Elkins SP Index Offense Count 324 Crime Rate Population

Randolph Co SO

<u>Offense</u>	<u>Offense Count</u>	<u>Crime Rate (per 1,000 persons)</u>
Aggravated Assault	32	1.47
All Other Larceny	9	0.41
Burglary/Breaking & Entering	33	1.52
Counterfeiting/Forgery	10	0.46
Destruction/Damage/Vandalism of Property	35	1.61
Drug/Narcotic Violations	21	0.96
False Pretenses/Swindle/Confidence Game	2	0.09
Intimidation	8	0.37
Kidnaping/Abduction	1	0.05
Pornography/Obscene Material	1	0.05
Robbery	2	0.09

Shoplifting	8	0.37
Simple Assault	27	1.24
Stolen Property Offenses	3	0.14
Theft From Building	18	0.83
Theft From Motor Vehicle	1	0.05
Weapon Law Violations	1	0.05

	<u>Index Offense Count</u>	<u>Crime Rate</u>	<u>Population</u>
Randolph Co SO	103	4.73	21,779

Ritchie

Harrisville PD

<u>Offense</u>	<u>Offense Count</u>	<u>Crime Rate (per 1,000 persons)</u>
Aggravated Assault	1	0.55
All Other Larceny	6	3.28
Burglary/Breaking & Entering	6	3.28
Counterfeiting/Forgery	2	1.09
Credit Card/Automatic Teller Fraud	1	0.55
Destruction/Damage/Vandalism of Property	4	2.19
Drug/Narcotic Violations	2	1.09
False Pretenses/Swindle/Confidence Game	1	0.55
Shoplifting	1	0.55
Simple Assault	4	2.19
Stolen Property Offenses	1	0.55
Theft From Building	1	0.55
Theft From Motor Vehicle	5	2.74

	<u>Index Offense Count</u>	<u>Crime Rate</u>	<u>Population</u>
Harrisville PD	20	10.95	1,827

Harrisville SP

<u>Offense</u>	<u>Offense Count</u>	<u>Crime Rate (per 1,000 persons)</u>
Aggravated Assault	5	N/A
All Other Larceny	20	N/A
Arson	1	N/A
Burglary/Breaking & Entering	21	N/A
Counterfeiting/Forgery	2	N/A
Destruction/Damage/Vandalism of Property	35	N/A
Drug Equipment Violations	1	N/A
Drug/Narcotic Violations	38	N/A
Embezzlement	1	N/A
False Pretenses/Swindle/Confidence Game	3	N/A
Forcible Fondling	1	N/A
Forcible Rape	3	N/A
Impersonation	1	N/A
Intimidation	2	N/A
Motor Vehicle Theft	2	N/A
Sexual Assault With An Object	2	N/A
Shoplifting	1	N/A

Simple Assault	35	N/A
Theft From Building	10	N/A
Theft From Motor Vehicle	7	N/A
Theft of Motor Vehicle Parts/Accessories	1	N/A
Weapon Law Violations	2	N/A
Wire Fraud	1	N/A

	<u>Index Offense Count</u>	<u>Crime Rate</u>	<u>Population</u>
Harrisville SP	70		

Ritchie Co SO

<u>Offense</u>	<u>Offense Count</u>	<u>Crime Rate (per 1,000 persons)</u>
Aggravated Assault	6	0.81
All Other Larceny	19	2.57
Burglary/Breaking & Entering	19	2.57
Counterfeiting/Forgery	1	0.14
Credit Card/Automatic Teller Fraud	2	0.27
Destruction/Damage/Vandalism of Property	15	2.03
Drug Equipment Violations	3	0.41
Drug/Narcotic Violations	6	0.81
False Pretenses/Swindle/Confidence Game	2	0.27
Forcible Fondling	2	0.27
Forcible Rape	1	0.14
Impersonation	1	0.14
Intimidation	12	1.62
Motor Vehicle Theft	4	0.54
Robbery	1	0.14
Sexual Assault With An Object	1	0.14
Simple Assault	17	2.30
Statutory Rape	1	0.14
Theft From Building	1	0.14
Theft From Motor Vehicle	5	0.68
Theft of Motor Vehicle Parts/Accessories	1	0.14
Weapon Law Violations	1	0.14

	<u>Index Offense Count</u>	<u>Crime Rate</u>	<u>Population</u>
Ritchie Co SO	57	7.72	7,387

Roane

Roane Co SO

<u>Offense</u>	<u>Offense Count</u>	<u>Crime Rate (per 1,000 persons)</u>
Aggravated Assault	2	0.15
All Other Larceny	39	3.01
Arson	1	0.08
Burglary/Breaking & Entering	3	0.23
Destruction/Damage/Vandalism of Property	20	1.54
Drug/Narcotic Violations	10	0.77
False Pretenses/Swindle/Confidence Game	2	0.15
Forcible Fondling	1	0.08

Forcible Rape	1	0.08
Intimidation	9	0.69
Motor Vehicle Theft	2	0.15
Simple Assault	45	3.47
Theft From Building	3	0.23

	<u>Index Offense Count</u>	<u>Crime Rate</u>	<u>Population</u>
Roane Co SO	50	3.86	12,951

Spencer PD

<u>Offense</u>	<u>Offense Count</u>	<u>Crime Rate (per 1,000 persons)</u>
Aggravated Assault	9	4.26
All Other Larceny	17	8.04
Burglary/Breaking & Entering	12	5.68
Counterfeiting/Forgery	6	2.84
Destruction/Damage/Vandalism of Property	32	15.14
Drug/Narcotic Violations	19	8.99
False Pretenses/Swindle/Confidence Game	2	0.95
Forcible Fondling	1	0.47
Intimidation	12	5.68
Kidnaping/Abduction	1	0.47
Motor Vehicle Theft	1	0.47
Purse-snatching	1	0.47
Sexual Assault With An Object	1	0.47
Shoplifting	14	6.62
Simple Assault	28	13.25
Theft From Building	4	1.89
Theft From Motor Vehicle	11	5.20
Weapon Law Violations	3	1.42

	<u>Index Offense Count</u>	<u>Crime Rate</u>	<u>Population</u>
Spencer PD	69	32.64	2,114

Spencer SP

<u>Offense</u>	<u>Offense Count</u>	<u>Crime Rate (per 1,000 persons)</u>
Aggravated Assault	5	N/A
All Other Larceny	23	N/A
Burglary/Breaking & Entering	13	N/A
Counterfeiting/Forgery	3	N/A
Credit Card/Automatic Teller Fraud	2	N/A
Destruction/Damage/Vandalism of Property	24	N/A
Drug Equipment Violations	2	N/A
Drug/Narcotic Violations	65	N/A
False Pretenses/Swindle/Confidence Game	2	N/A
Forcible Fondling	2	N/A
Intimidation	6	N/A
Motor Vehicle Theft	8	N/A
Sexual Assault With An Object	1	N/A
Shoplifting	1	N/A
Simple Assault	33	N/A

Stolen Property Offenses	4	N/A
Theft From Motor Vehicle	2	N/A
Weapon Law Violations	3	N/A

	<u>Index Offense Count</u>	<u>Crime Rate</u>	<u>Population</u>
Spencer SP	52		

Summers

Hinton PD

<u>Offense</u>	<u>Offense Count</u>	<u>Crime Rate (per 1,000 persons)</u>
Aggravated Assault	12	4.72
All Other Larceny	6	2.36
Burglary/Breaking & Entering	32	12.57
Counterfeiting/Forgery	7	2.75
Destruction/Damage/Vandalism of Property	29	11.39
Drug/Narcotic Violations	31	12.18
False Pretenses/Swindle/Confidence Game	4	1.57
Forcible Fondling	1	0.39
Forcible Rape	2	0.79
Intimidation	3	1.18
Robbery	1	0.39
Shoplifting	31	12.18
Simple Assault	56	22.00
Theft From Building	32	12.57
Theft From Motor Vehicle	9	3.54

	<u>Index Offense Count</u>	<u>Crime Rate</u>	<u>Population</u>
Hinton PD	125	49.12	2,545

Hinton SP

<u>Offense</u>	<u>Offense Count</u>	<u>Crime Rate (per 1,000 persons)</u>
Aggravated Assault	9	N/A
All Other Larceny	28	N/A
Burglary/Breaking & Entering	53	N/A
Counterfeiting/Forgery	26	N/A
Credit Card/Automatic Teller Fraud	1	N/A
Destruction/Damage/Vandalism of Property	14	N/A
Drug/Narcotic Violations	4	N/A
False Pretenses/Swindle/Confidence Game	5	N/A
Forcible Fondling	2	N/A
Forcible Rape	1	N/A
Intimidation	6	N/A
Kidnaping/Abduction	1	N/A
Motor Vehicle Theft	6	N/A
Shoplifting	3	N/A
Simple Assault	11	N/A
Theft From Building	4	N/A
Theft From Motor Vehicle	12	N/A
Weapon Law Violations	4	N/A

Hinton SP	<u>Index Offense Count</u> 116	<u>Crime Rate</u>	<u>Population</u>
-----------	-----------------------------------	-------------------	-------------------

Summers Co SO

<u>Offense</u>	<u>Offense Count</u>	<u>Crime Rate (per 1,000 persons)</u>
Aggravated Assault	3	0.28
All Other Larceny	36	3.38
Arson	1	0.09
Burglary/Breaking & Entering	8	0.75
Counterfeiting/Forgery	3	0.28
Destruction/Damage/Vandalism of Property	30	2.82
Drug/Narcotic Violations	6	0.56
Forcible Rape	1	0.09
Intimidation	8	0.75
Robbery	2	0.19
Shoplifting	2	0.19
Simple Assault	32	3.01
Theft From Building	4	0.38
Theft From Motor Vehicle	3	0.28
Weapon Law Violations	3	0.28

Summers Co SO	<u>Index Offense Count</u> 59	<u>Crime Rate</u> 5.55	<u>Population</u> 10,639
---------------	----------------------------------	---------------------------	-----------------------------

Taylor

Grafton PD

<u>Offense</u>	<u>Offense Count</u>	<u>Crime Rate (per 1,000 persons)</u>
All Other Larceny	2	0.37
Burglary/Breaking & Entering	7	1.28
Destruction/Damage/Vandalism of Property	2	0.37
Drug/Narcotic Violations	3	0.55
Shoplifting	1	0.18
Simple Assault	10	1.83
Statutory Rape	1	0.18
Theft From Motor Vehicle	2	0.37

Grafton PD	<u>Index Offense Count</u> 12	<u>Crime Rate</u> 2.20	<u>Population</u> 5,463
------------	----------------------------------	---------------------------	----------------------------

Grafton SP

<u>Offense</u>	<u>Offense Count</u>	<u>Crime Rate (per 1,000 persons)</u>
Aggravated Assault	1	N/A
All Other Larceny	6	N/A
Burglary/Breaking & Entering	5	N/A
Destruction/Damage/Vandalism of Property	4	N/A
Drug/Narcotic Violations	3	N/A
Embezzlement	1	N/A
Forcible Rape	1	N/A
Intimidation	1	N/A

Motor Vehicle Theft	2	N/A
Simple Assault	2	N/A
Stolen Property Offenses	1	N/A
Theft From Building	1	N/A
Theft of Motor Vehicle Parts/Accessories	1	N/A

	<u>Index Offense Count</u>	<u>Crime Rate</u>	<u>Population</u>
Grafton SP	17		

Taylor Co SO

<u>Offense</u>	<u>Offense Count</u>	<u>Crime Rate (per 1,000 persons)</u>
Aggravated Assault	1	0.09
All Other Larceny	1	0.09
Burglary/Breaking & Entering	5	0.45
Credit Card/Automatic Teller Fraud	1	0.09
Destruction/Damage/Vandalism of Property	2	0.18
Motor Vehicle Theft	1	0.09

	<u>Index Offense Count</u>	<u>Crime Rate</u>	<u>Population</u>
Taylor Co SO	8	0.72	11,168

Tucker

Parsons PD

<u>Offense</u>	<u>Offense Count</u>	<u>Crime Rate (per 1,000 persons)</u>
Aggravated Assault	7	5.08
All Other Larceny	8	5.81
Burglary/Breaking & Entering	3	2.18
Destruction/Damage/Vandalism of Property	5	3.63
Motor Vehicle Theft	1	0.73
Shoplifting	3	2.18

	<u>Index Offense Count</u>	<u>Crime Rate</u>	<u>Population</u>
Parsons PD	22	15.97	1,378

Parsons SP

<u>Offense</u>	<u>Offense Count</u>	<u>Crime Rate (per 1,000 persons)</u>
Aggravated Assault	4	N/A
All Other Larceny	22	N/A
Burglary/Breaking & Entering	8	N/A
Counterfeiting/Forgery	2	N/A
Destruction/Damage/Vandalism of Property	28	N/A
Drug/Narcotic Violations	22	N/A
Embezzlement	1	N/A
False Pretenses/Swindle/Confidence Game	8	N/A
Forcible Fondling	1	N/A
Forcible Rape	1	N/A
Intimidation	9	N/A
Motor Vehicle Theft	4	N/A
Pocket-picking	1	N/A
Purse-snatching	1	N/A

Shoplifting	3	N/A
Simple Assault	20	N/A
Stolen Property Offenses	1	N/A
Theft From Building	2	N/A
Theft From Coin Operated Machine or Device	1	N/A
Theft of Motor Vehicle Parts/Accessories	2	N/A
Weapon Law Violations	2	N/A

	<u>Index Offense Count</u>	<u>Crime Rate</u>	<u>Population</u>
Parsons SP	49		

Tucker Co SO

<u>Offense</u>	<u>Offense Count</u>	<u>Crime Rate (per 1,000 persons)</u>
Aggravated Assault	14	2.54
All Other Larceny	12	2.18
Burglary/Breaking & Entering	2	0.36
Destruction/Damage/Vandalism of Property	9	1.64
Drug/Narcotic Violations	8	1.45
Intimidation	4	0.73
Shoplifting	1	0.18
Simple Assault	2	0.36

	<u>Index Offense Count</u>	<u>Crime Rate</u>	<u>Population</u>
Tucker Co SO	29	5.27	5,503

Tyler

DNR - 6 - Tyler

<u>Offense</u>	<u>Offense Count</u>	<u>Crime Rate (per 1,000 persons)</u>
Weapon Law Violations	1	N/A

	<u>Index Offense Count</u>	<u>Crime Rate</u>	<u>Population</u>
DNR - 6 - Tyler	0		

Paden City PD

<u>Offense</u>	<u>Offense Count</u>	<u>Crime Rate (per 1,000 persons)</u>
Aggravated Assault	1	0.39
Drug/Narcotic Violations	8	3.11

	<u>Index Offense Count</u>	<u>Crime Rate</u>	<u>Population</u>
Paden City PD	1	0.39	2,575

Tyler Co SO

<u>Offense</u>	<u>Offense Count</u>	<u>Crime Rate (per 1,000 persons)</u>
Aggravated Assault	5	0.76
All Other Larceny	20	3.06
Burglary/Breaking & Entering	11	1.68
Counterfeiting/Forgery	2	0.31
Destruction/Damage/Vandalism of Property	31	4.74
Drug/Narcotic Violations	35	5.35
False Pretenses/Swindle/Confidence Game	2	0.31
Forcible Fondling	2	0.31

Forcible Rape	1	0.15
Incest	1	0.15
Intimidation	9	1.38
Motor Vehicle Theft	1	0.15
Murder and Nonnegligent Manslaughter	1	0.15
Purse-snatching	2	0.31
Sexual Assault With An Object	2	0.31
Simple Assault	15	2.29
Theft From Building	5	0.76
Theft From Motor Vehicle	3	0.46
Weapon Law Violations	9	1.38

	<u>Index Offense Count</u>	<u>Crime Rate</u>	<u>Population</u>
Tyler Co SO	49	7.49	6,538

UPSHUR

BCI - Buckhannon

<u>Offense</u>	<u>Offense Count</u>	<u>Crime Rate (per 1,000 persons)</u>
Bribery	1	N/A
Drug/Narcotic Violations	21	N/A

	<u>Index Offense Count</u>	<u>Crime Rate</u>	<u>Population</u>
BCI - Buckhannon	0		

Buckhannon PD

<u>Offense</u>	<u>Offense Count</u>	<u>Crime Rate (per 1,000 persons)</u>
Aggravated Assault	2	0.36
All Other Larceny	24	4.28
Arson	3	0.54
Burglary/Breaking & Entering	32	5.71
Counterfeiting/Forgery	9	1.61
Credit Card/Automatic Teller Fraud	2	0.36
Destruction/Damage/Vandalism of Property	44	7.86
Drug/Narcotic Violations	38	6.78
False Pretenses/Swindle/Confidence Game	4	0.71
Forcible Fondling	2	0.36
Forcible Rape	1	0.18
Intimidation	8	1.43
Motor Vehicle Theft	4	0.71
Purse-snatching	1	0.18
Shoplifting	16	2.86
Simple Assault	49	8.75
Statutory Rape	3	0.54
Stolen Property Offenses	1	0.18
Theft From Building	16	2.86
Theft From Motor Vehicle	16	2.86
Theft of Motor Vehicle Parts/Accessories	3	0.54
Weapon Law Violations	2	0.36

	<u>Index Offense Count</u>	<u>Crime Rate</u>	<u>Population</u>
Buckhannon PD	115	20.53	5,601

Buckhannon SP

<u>Offense</u>	<u>Offense Count</u>	<u>Crime Rate (per 1,000 persons)</u>
Aggravated Assault	5	N/A
All Other Larceny	30	N/A
Burglary/Breaking & Entering	15	N/A
Counterfeiting/Forgery	5	N/A
Destruction/Damage/Vandalism of Property	65	N/A
Drug/Narcotic Violations	5	N/A
False Pretenses/Swindle/Confidence Game	9	N/A
Forcible Fondling	2	N/A
Forcible Rape	1	N/A
Impersonation	3	N/A
Intimidation	13	N/A
Kidnaping/Abduction	1	N/A
Motor Vehicle Theft	5	N/A
Pornography/Obscene Material	1	N/A
Sexual Assault With An Object	1	N/A
Simple Assault	53	N/A
Statutory Rape	1	N/A
Stolen Property Offenses	1	N/A
Theft From Coin Operated Machine or Device	1	N/A
Theft From Motor Vehicle	2	N/A
Theft of Motor Vehicle Parts/Accessories	9	N/A

	<u>Index Offense Count</u>	<u>Crime Rate</u>	<u>Population</u>
Buckhannon SP	68		

DNR - 3 - Upshur Co

<u>Offense</u>	<u>Offense Count</u>	<u>Crime Rate (per 1,000 persons)</u>
False Pretenses/Swindle/Confidence Game	1	N/A

	<u>Index Offense Count</u>	<u>Crime Rate</u>	<u>Population</u>
DNR - 3 - Upshur Co	0		

Upshur Co SO

<u>Offense</u>	<u>Offense Count</u>	<u>Crime Rate (per 1,000 persons)</u>
All Other Larceny	30	1.61
Burglary/Breaking & Entering	9	0.48
Counterfeiting/Forgery	1	0.05
Credit Card/Automatic Teller Fraud	1	0.05
Destruction/Damage/Vandalism of Property	20	1.07
Drug/Narcotic Violations	13	0.70
False Pretenses/Swindle/Confidence Game	7	0.38
Forcible Rape	3	0.16
Intimidation	3	0.16
Simple Assault	43	2.31
Stolen Property Offenses	1	0.05

Upshur Co SO

<u>Index Offense Count</u>	<u>Crime Rate</u>	<u>Population</u>
42	2.25	18,651

Wayne

Ceredo PD

<u>Offense</u>	<u>Offense Count</u>	<u>Crime Rate (per 1,000 persons)</u>
All Other Larceny	8	4.98
Burglary/Breaking & Entering	2	1.24
Counterfeiting/Forgery	1	0.62
Destruction/Damage/Vandalism of Property	4	2.49
Drug/Narcotic Violations	4	2.49
Intimidation	1	0.62
Motor Vehicle Theft	1	0.62
Simple Assault	3	1.87
Theft From Building	10	6.22
Theft From Motor Vehicle	3	1.87

	<u>Index Offense Count</u>	<u>Crime Rate</u>	<u>Population</u>
Ceredo PD	24	14.93	1,608

Fort Gay PD

<u>Offense</u>	<u>Offense Count</u>	<u>Crime Rate (per 1,000 persons)</u>
All Other Larceny	2	2.46
Burglary/Breaking & Entering	2	2.46
Simple Assault	2	2.46
Theft of Motor Vehicle Parts/Accessories	1	1.23

	<u>Index Offense Count</u>	<u>Crime Rate</u>	<u>Population</u>
Fort Gay PD	5	6.15	813

Kenova PD

<u>Offense</u>	<u>Offense Count</u>	<u>Crime Rate (per 1,000 persons)</u>
Aggravated Assault	7	2.12
All Other Larceny	85	25.78
Arson	2	0.61
Burglary/Breaking & Entering	35	10.62
Counterfeiting/Forgery	3	0.91
Credit Card/Automatic Teller Fraud	2	0.61
Destruction/Damage/Vandalism of Property	31	9.40
Drug Equipment Violations	4	1.21
Drug/Narcotic Violations	11	3.34
False Pretenses/Swindle/Confidence Game	2	0.61
Forcible Fondling	1	0.30
Intimidation	12	3.64
Motor Vehicle Theft	8	2.43
Pocket-picking	4	1.21
Robbery	5	1.52
Sexual Assault With An Object	1	0.30
Shoplifting	9	2.73

Simple Assault	47	14.26
Theft From Building	4	1.21
Theft From Motor Vehicle	16	4.85
Theft of Motor Vehicle Parts/Accessories	5	1.52
Weapon Law Violations	1	0.30

	<u>Index Offense Count</u>	<u>Crime Rate</u>	<u>Population</u>
Kenova PD	178	53.99	3,297

Wayne Co SO

<u>Offense</u>	<u>Offense Count</u>	<u>Crime Rate (per 1,000 persons)</u>
All Other Larceny	47	1.52
Burglary/Breaking & Entering	81	2.62
Intimidation	1	0.03
Motor Vehicle Theft	30	0.97
Simple Assault	62	2.00
Theft From Building	6	0.19
Theft From Motor Vehicle	19	0.61
Theft of Motor Vehicle Parts/Accessories	2	0.06

	<u>Index Offense Count</u>	<u>Crime Rate</u>	<u>Population</u>
Wayne Co SO	185	5.98	30,951

Wayne PD

<u>Offense</u>	<u>Offense Count</u>	<u>Crime Rate (per 1,000 persons)</u>
All Other Larceny	11	9.42
Burglary/Breaking & Entering	5	4.28
Destruction/Damage/Vandalism of Property	2	1.71
Simple Assault	7	5.99
Theft From Motor Vehicle	2	1.71

	<u>Index Offense Count</u>	<u>Crime Rate</u>	<u>Population</u>
Wayne PD	18	15.41	1,168

Wayne SP

<u>Offense</u>	<u>Offense Count</u>	<u>Crime Rate (per 1,000 persons)</u>
Aggravated Assault	27	N/A
All Other Larceny	157	N/A
Arson	4	N/A
Burglary/Breaking & Entering	201	N/A
Counterfeiting/Forgery	11	N/A
Credit Card/Automatic Teller Fraud	7	N/A
Destruction/Damage/Vandalism of Property	184	N/A
Drug/Narcotic Violations	49	N/A
Embezzlement	2	N/A
False Pretenses/Swindle/Confidence Game	12	N/A
Forcible Fondling	3	N/A
Forcible Rape	4	N/A
Forcible Sodomy	1	N/A
Impersonation	4	N/A
Incest	1	N/A

Intimidation	33	N/A
Kidnaping/Abduction	2	N/A
Motor Vehicle Theft	40	N/A
Murder and Nonnegligent Manslaughter	1	N/A
Prostitution	1	N/A
Robbery	4	N/A
Sexual Assault With An Object	2	N/A
Shoplifting	9	N/A
Simple Assault	116	N/A
Stolen Property Offenses	7	N/A
Theft From Building	34	N/A
Theft From Motor Vehicle	48	N/A
Theft of Motor Vehicle Parts/Accessories	34	N/A
Weapon Law Violations	1	N/A

	<u>Index Offense Count</u>	<u>Crime Rate</u>	<u>Population</u>
Wayne SP	559		

Webster

Upperglade SP

Offense	Offense Count	Crime Rate (per 1,000 persons)
Aggravated Assault	14	N/A
All Other Larceny	17	N/A
Burglary/Breaking & Entering	10	N/A
Counterfeiting/Forgery	1	N/A
Credit Card/Automatic Teller Fraud	2	N/A
Destruction/Damage/Vandalism of Property	16	N/A
Drug/Narcotic Violations	15	N/A
False Pretenses/Swindle/Confidence Game	4	N/A
Forcible Sodomy	1	N/A
Intimidation	6	N/A
Motor Vehicle Theft	3	N/A
Murder and Nonnegligent Manslaughter	1	N/A
Shoplifting	3	N/A
Simple Assault	6	N/A
Stolen Property Offenses	1	N/A
Theft From Building	4	N/A
Theft From Motor Vehicle	1	N/A
Theft of Motor Vehicle Parts/Accessories	13	N/A
Wire Fraud	1	N/A

	<u>Index Offense Count</u>	<u>Crime Rate</u>	<u>Population</u>
Upperglade SP	66		

Wetzel

DNR - 1 - Wetzel

Offense	Offense Count	Crime Rate (per 1,000 persons)
---------	---------------	--------------------------------

Weapon Law Violations 1 N/A

Index Offense Count Crime Rate Population
 DNR - 1 - Wetzel 0

Hundred SP

<u>Offense</u>	<u>Offense Count</u>	<u>Crime Rate (per 1,000 persons)</u>
Aggravated Assault	6	N/A
All Other Larceny	13	N/A
Burglary/Breaking & Entering	14	N/A
Counterfeiting/Forgery	4	N/A
Credit Card/Automatic Teller Fraud	1	N/A
Destruction/Damage/Vandalism of Property	26	N/A
Drug/Narcotic Violations	12	N/A
False Pretenses/Swindle/Confidence Game	4	N/A
Forcible Fondling	2	N/A
Impersonation	1	N/A
Intimidation	5	N/A
Motor Vehicle Theft	1	N/A
Shoplifting	2	N/A
Simple Assault	24	N/A
Stolen Property Offenses	1	N/A
Theft From Building	14	N/A
Theft From Motor Vehicle	5	N/A
Theft of Motor Vehicle Parts/Accessories	2	N/A
Weapon Law Violations	2	N/A

Index Offense Count Crime Rate Population
 Hundred SP 57

New Martinsville PD

<u>Offense</u>	<u>Offense Count</u>	<u>Crime Rate (per 1,000 persons)</u>
Aggravated Assault	2	0.36
All Other Larceny	26	4.65
Burglary/Breaking & Entering	10	1.79
Counterfeiting/Forgery	6	1.07
Destruction/Damage/Vandalism of Property	19	3.40
Forcible Rape	1	0.18
Forcible Sodomy	1	0.18
Intimidation	2	0.36
Motor Vehicle Theft	4	0.72
Shoplifting	3	0.54
Simple Assault	13	2.32
Statutory Rape	1	0.18
Theft From Motor Vehicle	2	0.36

Index Offense Count Crime Rate Population
 New Martinsville PD 48 8.58 5,592

Paden City SP

<u>Offense</u>	<u>Offense Count</u>	<u>Crime Rate (per 1,000 persons)</u>
----------------	----------------------	---------------------------------------

Aggravated Assault	2	N/A
All Other Larceny	7	N/A
Arson	1	N/A
Burglary/Breaking & Entering	5	N/A
Counterfeiting/Forgery	2	N/A
Credit Card/Automatic Teller Fraud	1	N/A
Destruction/Damage/Vandalism of Property	6	N/A
Drug/Narcotic Violations	12	N/A
False Pretenses/Swindle/Confidence Game	4	N/A
Intimidation	4	N/A
Motor Vehicle Theft	5	N/A
Simple Assault	19	N/A
Statutory Rape	1	N/A
Stolen Property Offenses	2	N/A
Theft From Building	1	N/A
Theft From Motor Vehicle	3	N/A

	<u>Index Offense Count</u>	<u>Crime Rate</u>	<u>Population</u>
Paden City SP	23		

Wetzel Co SO

<u>Offense</u>	<u>Offense Count</u>	<u>Crime Rate (per 1,000 persons)</u>
Aggravated Assault	1	0.12
All Other Larceny	14	1.61
Arson	1	0.12
Burglary/Breaking & Entering	9	1.04
Destruction/Damage/Vandalism of Property	8	0.92
Drug/Narcotic Violations	3	0.35
False Pretenses/Swindle/Confidence Game	1	0.12
Sexual Assault With An Object	1	0.12
Simple Assault	13	1.50
Stolen Property Offenses	2	0.23
Theft From Motor Vehicle	1	0.12

	<u>Index Offense Count</u>	<u>Crime Rate</u>	<u>Population</u>
Wetzel Co SO	25	2.88	8,685

Wirt

Elizabeth SP

<u>Offense</u>	<u>Offense Count</u>	<u>Crime Rate (per 1,000 persons)</u>
Aggravated Assault	7	N/A
All Other Larceny	13	N/A
Burglary/Breaking & Entering	12	N/A
Counterfeiting/Forgery	1	N/A
Destruction/Damage/Vandalism of Property	22	N/A
Drug/Narcotic Violations	6	N/A
Embezzlement	1	N/A
False Pretenses/Swindle/Confidence Game	1	N/A
Forcible Sodomy	1	N/A

Intimidation	2	N/A
Kidnaping/Abduction	1	N/A
Motor Vehicle Theft	4	N/A
Pornography/Obscene Material	1	N/A
Shoplifting	2	N/A
Simple Assault	19	N/A
Theft From Motor Vehicle	4	N/A
Theft of Motor Vehicle Parts/Accessories	2	N/A
Weapon Law Violations	1	N/A

	<u>Index Offense Count</u>	<u>Crime Rate</u>	<u>Population</u>
Elizabeth SP	44		

Wirt Co SO

<u>Offense</u>	<u>Offense Count</u>	<u>Crime Rate (per 1,000 persons)</u>
Aggravated Assault	6	1.06
All Other Larceny	12	2.12
Arson	1	0.18
Burglary/Breaking & Entering	26	4.58
Counterfeiting/Forgery	1	0.18
Destruction/Damage/Vandalism of Property	16	2.82
Drug/Narcotic Violations	5	0.88
False Pretenses/Swindle/Confidence Game	1	0.18
Impersonation	1	0.18
Intimidation	13	2.29
Pornography/Obscene Material	1	0.18
Shoplifting	2	0.35
Stolen Property Offenses	2	0.35
Theft From Building	1	0.18
Theft From Motor Vehicle	2	0.35
Theft of Motor Vehicle Parts/Accessories	1	0.18
Weapon Law Violations	2	0.35

	<u>Index Offense Count</u>	<u>Crime Rate</u>	<u>Population</u>
Wirt Co SO	50	8.81	5,673

Wood

DNR - 6 - Wood

<u>Offense</u>	<u>Offense Count</u>	<u>Crime Rate (per 1,000 persons)</u>
Drug/Narcotic Violations	3	N/A

	<u>Index Offense Count</u>	<u>Crime Rate</u>	<u>Population</u>
DNR - 6 - Wood	0		

Parkersburg PD

<u>Offense</u>	<u>Offense Count</u>	<u>Crime Rate (per 1,000 persons)</u>
Aggravated Assault	171	5.34
All Other Larceny	591	18.47
Arson	27	0.84
Burglary/Breaking & Entering	283	8.84

Counterfeiting/Forgery	53	1.66
Credit Card/Automatic Teller Fraud	11	0.34
Destruction/Damage/Vandalism of Property	379	11.84
Drug/Narcotic Violations	94	2.94
Embezzlement	7	0.22
False Pretenses/Swindle/Confidence Game	90	2.81
Forcible Fondling	15	0.47
Forcible Rape	19	0.59
Forcible Sodomy	3	0.09
Impersonation	4	0.12
Incest	3	0.09
Intimidation	45	1.41
Kidnaping/Abduction	5	0.16
Motor Vehicle Theft	52	1.62
Murder and Nonnegligent Manslaughter	3	0.09
Pocket-picking	2	0.06
Pornography/Obscene Material	4	0.12
Robbery	23	0.72
Shoplifting	131	4.09
Simple Assault	318	9.94
Statutory Rape	4	0.12
Stolen Property Offenses	6	0.19
Theft From Building	20	0.62
Theft From Coin Operated Machine or Device	1	0.03
Theft From Motor Vehicle	256	8.00
Weapon Law Violations	8	0.25

	<u>Index Offense Count</u>	<u>Crime Rate</u>	<u>Population</u>
Parkersburg PD	1,552	48.50	32,001

Parkersburg SP

<u>Offense</u>	<u>Offense Count</u>	<u>Crime Rate (per 1,000 persons)</u>
Aggravated Assault	4	N/A
All Other Larceny	64	N/A
Burglary/Breaking & Entering	21	N/A
Counterfeiting/Forgery	9	N/A
Credit Card/Automatic Teller Fraud	4	N/A
Destruction/Damage/Vandalism of Property	33	N/A
Drug/Narcotic Violations	74	N/A
False Pretenses/Swindle/Confidence Game	15	N/A
Forcible Fondling	1	N/A
Forcible Rape	3	N/A
Impersonation	2	N/A
Intimidation	5	N/A
Motor Vehicle Theft	7	N/A
Robbery	1	N/A
Sexual Assault With An Object	1	N/A
Shoplifting	3	N/A
Simple Assault	17	N/A

Theft From Building	4	N/A
Theft From Motor Vehicle	18	N/A
Weapon Law Violations	3	N/A

	<u>Index Offense Count</u>	<u>Crime Rate</u>	<u>Population</u>
Parkersburg SP	125		

tf Parkersburg Vio Crime Narc

<u>Offense</u>	<u>Offense Count</u>	<u>Crime Rate (per 1,000 persons)</u>
Drug/Narcotic Violations	120	N/A

	<u>Index Offense Count</u>	<u>Crime Rate</u>	<u>Population</u>
tf Parkersburg Vio Crime Narc	0		

Vienna PD

<u>Offense</u>	<u>Offense Count</u>	<u>Crime Rate (per 1,000 persons)</u>
Aggravated Assault	9	0.84
All Other Larceny	98	9.15
Arson	1	0.09
Burglary/Breaking & Entering	15	1.40
Counterfeiting/Forgery	11	1.03
Credit Card/Automatic Teller Fraud	5	0.47
Destruction/Damage/Vandalism of Property	53	4.95
Drug Equipment Violations	1	0.09
Drug/Narcotic Violations	19	1.77
Embezzlement	8	0.75
False Pretenses/Swindle/Confidence Game	2	0.19
Forcible Fondling	1	0.09
Forcible Rape	1	0.09
Forcible Sodomy	1	0.09
Impersonation	2	0.19
Intimidation	5	0.47
Motor Vehicle Theft	5	0.47
Robbery	1	0.09
Shoplifting	123	11.48
Simple Assault	76	7.09
Stolen Property Offenses	2	0.19
Theft From Building	5	0.47
Theft From Motor Vehicle	33	3.08
Weapon Law Violations	1	0.09

	<u>Index Offense Count</u>	<u>Crime Rate</u>	<u>Population</u>
Vienna PD	290	27.06	10,715

Wood Co SO

<u>Offense</u>	<u>Offense Count</u>	<u>Crime Rate (per 1,000 persons)</u>
Aggravated Assault	143	3.36
All Other Larceny	107	2.52
Arson	19	0.45
Burglary/Breaking & Entering	106	2.49
Counterfeiting/Forgery	7	0.16

Credit Card/Automatic Teller Fraud	16	0.38
Destruction/Damage/Vandalism of Property	121	2.85
Drug/Narcotic Violations	53	1.25
Embezzlement	3	0.07
False Pretenses/Swindle/Confidence Game	18	0.42
Forcible Fondling	20	0.47
Forcible Rape	10	0.24
Forcible Sodomy	2	0.05
Impersonation	2	0.05
Intimidation	43	1.01
Motor Vehicle Theft	20	0.47
Purse-snatching	4	0.09
Robbery	4	0.09
Sexual Assault With An Object	8	0.19
Shoplifting	26	0.61
Simple Assault	122	2.87
Statutory Rape	1	0.02
Stolen Property Offenses	7	0.16
Theft From Building	50	1.18
Theft From Coin Operated Machine or Device	1	0.02
Theft From Motor Vehicle	96	2.26
Theft of Motor Vehicle Parts/Accessories	9	0.21
Weapon Law Violations	8	0.19

	<u>Index</u>	<u>Offense Count</u>	<u>Crime Rate</u>	<u>Population</u>
Wood Co SO		576	13.55	42,507

Wyoming

Jesse SP

<u>Offense</u>	<u>Offense Count</u>	<u>Crime Rate (per 1,000 persons)</u>
Aggravated Assault	5	N/A
All Other Larceny	20	N/A
Burglary/Breaking & Entering	11	N/A
Counterfeiting/Forgery	2	N/A
Destruction/Damage/Vandalism of Property	13	N/A
False Pretenses/Swindle/Confidence Game	2	N/A
Forcible Fondling	1	N/A
Impersonation	2	N/A
Motor Vehicle Theft	4	N/A
Simple Assault	3	N/A
Theft From Building	1	N/A
Theft From Motor Vehicle	4	N/A
Theft of Motor Vehicle Parts/Accessories	1	N/A
Weapon Law Violations	1	N/A

	<u>Index</u>	<u>Offense Count</u>	<u>Crime Rate</u>	<u>Population</u>
Jesse SP		46		

Mullens PD

<u>Offense</u>	<u>Offense Count</u>	<u>Crime Rate (per 1,000 persons)</u>
Aggravated Assault	2	1.29
All Other Larceny	12	7.71
Burglary/Breaking & Entering	15	9.64
Destruction/Damage/Vandalism of Property	10	6.43
Motor Vehicle Theft	1	0.64
Robbery	1	0.64
Sexual Assault With An Object	1	0.64
Shoplifting	2	1.29
Simple Assault	7	4.50
Theft From Motor Vehicle	4	2.57

	<u>Index Offense Count</u>	<u>Crime Rate</u>	<u>Population</u>
Mullens PD	37	23.78	1,556

Oceana PD

<u>Offense</u>	<u>Offense Count</u>	<u>Crime Rate (per 1,000 persons)</u>
Aggravated Assault	25	17.84
All Other Larceny	58	41.40
Assisting or Promoting Prostitution	1	0.71
Burglary/Breaking & Entering	10	7.14
Counterfeiting/Forgery	3	2.14
Destruction/Damage/Vandalism of Property	14	9.99
Drug/Narcotic Violations	34	24.27
False Pretenses/Swindle/Confidence Game	6	4.28
Forcible Rape	1	0.71
Intimidation	2	1.43
Motor Vehicle Theft	2	1.43
Robbery	3	2.14
Shoplifting	43	30.69
Simple Assault	3	2.14
Theft From Building	4	2.86
Theft From Motor Vehicle	3	2.14
Theft of Motor Vehicle Parts/Accessories	1	0.71
Weapon Law Violations	2	1.43

	<u>Index Offense Count</u>	<u>Crime Rate</u>	<u>Population</u>
Oceana PD	150	107.07	1,401

Wyoming Co SO

<u>Offense</u>	<u>Offense Count</u>	<u>Crime Rate (per 1,000 persons)</u>
Aggravated Assault	27	1.36
All Other Larceny	182	9.16
Arson	3	0.15
Burglary/Breaking & Entering	104	5.23
Counterfeiting/Forgery	2	0.10
Credit Card/Automatic Teller Fraud	3	0.15
Destruction/Damage/Vandalism of Property	74	3.72
Drug/Narcotic Violations	5	0.25
False Pretenses/Swindle/Confidence Game	4	0.20

Forcible Fondling	2	0.10	
Forcible Rape	1	0.05	
Intimidation	1	0.05	
Motor Vehicle Theft	26	1.31	
Robbery	4	0.20	
Sexual Assault With An Object	1	0.05	
Shoplifting	1	0.05	
Simple Assault	52	2.62	
Stolen Property Offenses	4	0.20	
Theft From Building	8	0.40	
Theft From Motor Vehicle	11	0.55	
Theft of Motor Vehicle Parts/Accessories	2	0.10	
Weapon Law Violations	1	0.05	
	<u>Index Offense Count</u>	<u>Crime Rate</u>	<u>Population</u>
Wyoming Co SO	366	18.41	19,876

SECTION I

Number of Criminal Incidents, Offenses, Persons Victimized and Offenders Known to Law Enforcement

2010

COUNTY	AGENCY	Population	Incidents	Offenses	Victims	Offenders
<u>Barbour</u>						
	Barbour Co SO	11,372	63	76	54	65
	Belington PD	1,843	57	110	82	87
	Philippi PD	2,833	61	65	42	44
	Philippi SP	0	160	223	178	154
		16,048	341	474	356	350

Berkeley

	Berkeley Co SO	91,269	1,609	2,091	1,690	1,309
	Martinsburg PD	17,654	1,915	3,161	1,638	2,489
	DNR - 2 - Berkeley	0	1	1	0	1
	tf Eastern Panhandle Drug & Vio	0	287	418	21	418
	Martinsburg SP	0	1,667	2,309	1,331	1,950
		108,923	5,479	7,980	4,680	6,167

Boone

	Boone Co SO	20,861	153	157	143	107
	DNR - 5 - Boone	0	2	2	0	2
	Madison SP	0	660	890	450	694
	Whitesville SP	0	164	274	184	268
		20,861	979	1,323	777	1,071

Braxton

	Braxton Co SO	12,354	101	114	77	114
	Sutton SP	0	295	428	221	322
		12,354	396	542	298	436

Number of Criminal Incidents, Offenses, Persons Victimized and Offenders Known to Law Enforcement

2010

COUNTY	AGENCY	Population	Incidents	Offenses	Victims	Offenders
<u>Brooke</u>						
	Brooke Co SO	13,580	294	346	292	346
	Follansbee PD	2,861	81	99	58	99
	Wellsburg PD	2,585	97	142	100	142
	DNR - 1 - Brooke	0	2	2	0	2
	Wellsburg SP	0	61	68	48	68
		19,026	535	657	498	657
<u>CABELL</u>						
	Cabell CO SO	44,646	1,566	2,418	1,744	1,659
	Barboursville PD	3,652	551	838	282	689
	Huntington PD	49,703	5,396	5,780	4,705	2,463
	Milton PD	2,489	142	142	99	57
	Marshall Univ Police	0	252	554	297	552
	DNR - 5 - Cabell	0	2	2	0	2
	tf Huntington Drug & Vio Crime	0	31	55	0	55
	Huntington SP	0	1,016	1,158	713	748
		100,490	8,720	10,947	7,840	6,225
<u>Calhoun</u>						
	Grantsville SP	0	150	177	117	135
			150	177	117	135
<u>Clay</u>						
	DNR - 3 - Clay	0	1	1	0	1
	Clay SP	0	175	193	129	143
			176	194	129	144

Number of Criminal Incidents, Offenses, Persons Victimized and Offenders Known to Law Enforcement

2010

COUNTY	AGENCY	Population	Incidents	Offenses	Victims	Offenders
<u>Doddridge</u>						
	Doddridge Co SO	6,519	48	58	48	48
	West Union PD	785	14	14	9	14
	West Union SP	0	98	103	80	103
		7,304	160	175	137	165

Fayette

	Fayette Co SO	31,049	809	1,029	820	624
	Montgomery PD	1,943	82	82	62	20
	Oak Hill PD	7,231	27	39	22	39
	WVU Tech-Security	0	29	36	25	34
	Gauley Bridge SP	0	73	83	60	43
	Oak Hill SP	0	319	379	213	263
	Turnpike - Fayette	0	2	2	0	1
		40,223	1,341	1,650	1,202	1,024

KANAWHA

	ICAC Unit	0	2	3	2	3
			2	3	2	3

Gilmer

	Gilmer Co SO	5,452	12	15	14	11
	Glenville PD	1,454	36	61	44	61
	Glenville SP	0	108	163	129	163
		6,906	156	239	187	235

Number of Criminal Incidents, Offenses, Persons Victimized and Offenders Known to Law Enforcement

2010

COUNTY	AGENCY	Population	Incidents	Offenses	Victims	Offenders
Grant						
	Grant Co SO	8,986	105	132	91	132
	DNR - 2 - Grant	0	2	2	0	2
	tf Potomac Highland Drug & Vio	0	138	175	0	175
	Petersburg SP	0	191	295	218	254
		8,986	436	604	309	563

Greenbrier

	Greenbrier Co SO	25,379	122	123	103	123
	Lewisburg PD	3,545	75	75	38	75
	Ronceverte PD	1,520	58	72	49	72
	White Sulphur Springs PD	2,296	11	18	10	18
	DNR - 4 - Greenbrier	0	2	2	0	2
	tf Greenbrier Co Drug	0	11	12	0	12
	Lewisburg SP	0	216	233	152	154
	Rainelle SP	0	92	97	79	42
		32,740	587	632	431	498

Hampshire

	Hampshire Co SO	21,112	300	408	340	277
	Romney PD	1,936	37	44	35	37
	Romney SP	0	340	531	362	531
		23,048	671	983	737	845

Number of Criminal Incidents, Offenses, Persons Victimized and Offenders Known to Law Enforcement

2010

COUNTY	AGENCY	Population	Incidents	Offenses	Victims	Offenders
<u>Hancock</u>						
	Hancock Co SO	11,647	91	105	91	105
	Weirton PD	18,717	761	906	598	906
	tf Hancock-Brooke Drug	0	10	10	0	10
	New Cumberland SP	0	54	56	44	40
		30,364	916	1,077	733	1,061
<u>Hardy</u>						
	Hardy Co SO	11,170	85	101	73	84
	Moorefield PD	2,508	166	238	130	222
	Moorefield SP	0	191	281	213	246
		13,678	403	620	416	552
<u>Harrison</u>						
	Harrison Co SO	35,018	844	1,242	901	891
	Bridgeport PD	8,121	580	816	412	605
	Clarksburg PD	16,652	1,747	2,267	1,558	1,648
	Salem PD	2,078	45	53	37	43
	Shinnston PD	2,273	146	164	113	105
	Stonewood PD	1,892	25	25	22	11
	Nutter Fort PD	1,648	85	105	73	64
	Lumberport PD	985	26	28	14	17
	tf Harrison Co Drug & Vio Crime	0	127	142	0	142
	Bridgeport SP	0	514	593	464	593
		68,667	4,139	5,435	3,594	4,119

Number of Criminal Incidents, Offenses, Persons Victimized and Offenders Known to Law Enforcement

2010

COUNTY	AGENCY	Population	Incidents	Offenses	Victims	Offenders
Jackson						
	Jackson Co SO	21,326	96	97	85	58
	Ravenswood PD	3,958	72	77	53	57
	Ripley PD	3,264	107	114	77	62
	DNR - 6 - Jackson	0	3	3	0	3
	Ripley SP	0	169	265	172	265
		28,548	447	556	387	445

Jefferson

	Jefferson Co SO	41,982	831	876	728	846
	Charles Town PD	5,183	135	151	100	151
	Shepherdstown PD	1,173	34	38	30	37
	Ranson PD	5,078	474	500	315	319
	Harpers Ferry PD	1,414	69	71	36	66
	DNR - 2 - Jefferson	0	1	1	0	1
	Shepherd University	0	50	58	31	58
	Kearneysville SP	0	569	696	435	522
		54,830	2,163	2,391	1,675	2,000

Number of Criminal Incidents, Offenses, Persons Victimized and Offenders Known to Law Enforcement

2010

COUNTY	AGENCY	Population	Incidents	Offenses	Victims	Offenders
<u>Kanawha</u>						
	Kanawha Co SO	96,785	4,421	7,125	5,310	5,385
	Charleston PD	50,822	6,223	10,492	7,308	8,301
	Dunbar PD	7,718	529	967	729	777
	Nitro PD	6,836	552	804	449	559
	St Albans PD	11,117	849	1,317	889	1,315
	South Charleston PD	12,691	1,241	1,957	1,206	1,408
	Marmet PD	1,628	34	35	27	6
	East Bank PD	905	13	13	12	1
	WV STATE UNIVERSITY	0	54	75	48	62
	DNR - 5 - Kanawha	0	3	3	0	3
	Kanawha Co Parks	0	9	9	0	0
	tf Metro Drug Enforcement	0	282	448	13	441
	Quincy SP	0	527	667	357	503
	So Charleston SP	0	1,614	2,302	1,252	1,647
	Turnpike - Kanawha	0	36	40	10	32
	BCI - SO Charleston	0	83	108	0	108
		188,502	16,470	26,362	17,610	20,548

<u>Lewis</u>						
	Lewis Co SO	13,380	58	62	47	53
	Weston PD	4,362	33	51	34	51
	Weston SP	0	243	330	223	244
		17,742	334	443	304	348

Number of Criminal Incidents, Offenses, Persons Victimized and Offenders Known to Law Enforcement

2010

COUNTY	AGENCY	Population	Incidents	Offenses	Victims	Offenders
<u>Lincoln</u>						
	Lincoln Co SO	21,431	5	6	5	5
	Hamlin PD	1,094	48	62	41	53
	Hamlin SP	0	970	1,305	877	931
		22,525	1,023	1,373	923	989

<u>Logan</u>						
	Logan Co SO	31,926	384	506	323	478
	Logan PD	1,500	417	581	288	581
	Chapmanville PD	1,120	168	185	71	183
	DNR - 5 - Logan	0	3	3	0	3
	tf U S 119 Task Force	0	44	54	0	54
	Logan SP	0	1,417	1,828	1,242	1,828
		34,546	2,433	3,157	1,924	3,127

<u>McDowell</u>						
	Mc Dowell Co SO	16,605	327	414	276	414
	Welch PD	2,174	20	21	8	21
	DNR - 4 - McDowell	0	1	1	0	1
	Welch SP	0	184	203	174	132
		18,779	532	639	458	568

Number of Criminal Incidents, Offenses, Persons Victimized and Offenders Known to Law Enforcement

2010

COUNTY	AGENCY	Population	Incidents	Offenses	Victims	Offenders
<u>Marion</u>						
	Marion Co SO	31,535	201	346	231	244
	Fairmont PD	19,332	915	1,282	1,052	1,282
	Monongah PD	974	2	2	1	2
	Fairmont Campus Police	0	29	38	28	38
	Fairmont SP	0	301	384	285	384
	BCI - Fairmont	0	15	16	1	16
		51,841	1,463	2,068	1,598	1,966

Marshall

	Marshall Co SO	17,787	688	864	730	470
	Benwood PD	1,424	16	18	5	17
	Glen Dale PD	1,389	84	107	75	107
	Moundsville PD	9,121	870	1,055	819	1,055
	Moundsville SP	0	142	158	78	158
		29,721	1,800	2,202	1,707	1,807

Mason

	Mason Co SO	18,097	248	248	232	81
	Point Pleasant PD	4,445	381	468	360	466
	New Haven PD	1,531	15	15	7	8
	Mason PD	1,055	7	10	7	10
	Point Pleasant SP	0	232	287	208	286
		25,128	883	1,028	814	851

Number of Criminal Incidents, Offenses, Persons Victimized and Offenders Known to Law Enforcement

2010

COUNTY	AGENCY	Population	Incidents	Offenses	Victims	Offenders
<u>Mercer</u>						
	Mercer Co SO	43,371	1,167	1,913	1,331	1,912
	Bluefield PD	11,222	692	1,037	701	681
	Princeton PD	6,354	849	1,229	864	830
	Concord College Security	0	35	52	33	42
	Princeton SP	0	938	1,133	851	731
	Turnpike - Mercer	0	15	19	5	18
	BCI - Bluefield	0	246	279	1	279
		60,947	3,942	5,662	3,786	4,493
<u>Mineral</u>						
	Mineral Co SO	20,707	249	405	274	405
	Keyser PD	5,349	309	438	289	438
	Potomac State College Police	0	45	60	27	36
	DNR - 2 - Mineral	0	1	1	0	1
	Keyser SP	0	596	901	704	900
		26,056	1,200	1,805	1,294	1,780
<u>Mingo</u>						
	Mingo Co SO	22,058	81	82	69	66
	Williamson PD	3,039	101	128	104	91
	DNR - 5 - Mingo	0	1	1	0	1
	Williamson SP	0	347	526	390	404
	Gilbert SP	0	205	281	227	281
		25,097	735	1,018	790	843

Number of Criminal Incidents, Offenses, Persons Victimized and Offenders Known to Law Enforcement

2010

COUNTY	AGENCY	Population	Incidents	Offenses	Victims	Offenders
<u>Monongalia</u>						
	Monongalia Co SO	54,387	957	1,286	973	730
	Morgantown PD	31,247	1,964	2,922	2,224	1,344
	Westover PD	4,238	64	81	62	64
	Granville PD	854	130	166	75	134
	tf Monongalia Valley Drug	0	19	20	0	20
	Morgantown SP	0	1,199	1,362	1,009	621
		90,726	4,327	5,837	4,343	2,913

Monroe

	Monroe Co SO	13,831	94	111	99	106
	Union SP	0	193	242	156	191
		13,831	287	353	255	297

Morgan

	Morgan Co SO	15,621	453	528	361	528
	DNR - 2 - Morgan	0	2	2	0	2
	Berkeley Springs SP	0	225	278	234	278
		15,621	680	808	595	808

Nicholas

	Nicholas Co SO	20,952	770	1,179	927	903
	Summersville PD	3,351	202	261	119	207
	DNR - 3 - Nicholas	0	3	3	0	3
	tf Central WV Drug	0	64	69	2	69
	Richwood SP	0	75	104	67	104
	Summersville SP	0	137	183	120	183
		24,303	1,250	1,799	1,235	1,469

Number of Criminal Incidents, Offenses, Persons Victimized and Offenders Known to Law Enforcement

2010

COUNTY	AGENCY	Population	Incidents	Offenses	Victims	Offenders
Ohio						
	Ohio Co SO	10,596	344	485	262	284
	Wheeling PD	29,054	2,078	2,924	2,229	2,246
	Bethlehem PD	2,504	12	18	13	14
	tf Ohio Valley Drug & Vio Crime	0	107	127	0	127
	Wheeling SP	0	158	200	106	153
		42,154	2,693	3,754	2,610	2,824

Pendleton

	DNR - 2 - Pendleton	0	1	1	0	1
	Franklin SP	0	91	161	108	130
			92	162	108	131

Pleasants

	Pleasants Co SO	5,551	11	15	11	15
	St Marys SP	0	36	44	35	44
		5,551	47	59	46	59

Pocahontas

	Pocahontas Co SO	7,286	82	129	100	99
	DNR - 3 - Pocahontas	0	1	1	0	1
	Marlinton SP	0	181	286	189	286
		7,286	264	416	289	386

Number of Criminal Incidents, Offenses, Persons Victimized and Offenders Known to Law Enforcement

2010

COUNTY	AGENCY	Population	Incidents	Offenses	Victims	Offenders
<u>Preston</u>						
	Preston Co SO	24,142	561	703	495	338
	Kingwood PD	3,097	46	72	41	52
	DNR - 1 - Preston	0	1	1	0	1
	Kingwood SP	0	298	412	328	412
		27,239	903	1,188	864	803

<u>Putnam</u>						
	Putnam Co SO	44,583	563	737	555	600
	Hurricane PD	6,463	409	547	328	365
	Eleanor PD	1,581	5	5	4	5
	Winfield SP	0	608	885	521	593
		52,627	1,585	2,174	1,408	1,563

<u>Raleigh</u>						
	Raleigh Co SO	60,741	1,705	2,920	2,245	2,120
	Beckley PD	16,990	3,498	5,763	4,076	4,515
	Beckley SP	0	994	1,429	952	972
	Turnpike - Raleigh	0	20	21	11	13
	BCI - Beckley	0	52	58	1	57
		77,731	6,269	10,191	7,285	7,677

<u>Randolph</u>						
	Randolph Co SO	21,779	190	235	167	172
	Elkins PD	7,114	506	695	498	479
	DNR - 3 - Randolph	0	3	5	0	5
	Elkins SP	0	604	813	563	555
		28,893	1,293	1,748	1,228	1,211

Number of Criminal Incidents, Offenses, Persons Victimized and Offenders Known to Law Enforcement

2010

COUNTY	AGENCY	Population	Incidents	Offenses	Victims	Offenders
<u>Ritchie</u>						
	Ritchie Co SO	7,387	108	186	160	131
	Harrisville PD	1,827	30	36	21	24
	Harrisville SP	0	188	208	142	208
		9,214	326	430	323	363
<u>Roane</u>						
	Roane Co SO	12,951	137	139	114	85
	Spencer PD	2,114	156	188	117	178
	Spencer SP	0	198	241	122	192
		15,065	491	568	353	455
<u>Summers</u>						
	Summers Co SO	10,639	141	142	132	141
	Hinton PD	2,545	255	281	189	281
	Hinton SP	0	184	231	175	231
		13,184	580	654	496	653
<u>Taylor</u>						
	Taylor Co SO	11,168	11	11	9	2
	Grafton PD	5,463	27	27	18	26
	Grafton SP	0	29	30	23	14
		16,631	67	68	50	42
<u>Tucker</u>						
	Tucker Co SO	5,503	50	57	45	35
	Parsons PD	1,378	27	27	22	16
	Parsons SP	0	131	178	112	126
		6,881	208	262	179	177

Number of Criminal Incidents, Offenses, Persons Victimized and Offenders Known to Law Enforcement

2010

COUNTY	AGENCY	Population	Incidents	Offenses	Victims	Offenders
<u>Tyler</u>						
	Tyler Co SO	6,538	156	173	108	170
	Paden City PD	2,575	9	9	1	9
	DNR - 6 - Tyler	0	1	1	0	1
		9,113	166	183	109	180

<u>Upshur</u>						
	Upshur Co SO	18,651	131	131	100	131
	Buckhannon PD	5,601	253	322	224	322
	DNR - 3 - Upshur Co	0	1	1	0	1
	Buckhannon SP	0	212	254	219	161
	BCI - Buckhannon	0	22	27	0	27
		24,252	619	735	543	642

<u>Wayne</u>						
	Wayne Co SO	30,951	247	248	224	83
	Ceredo PD	1,608	36	48	25	48
	Kenova PD	3,297	295	305	227	165
	Wayne PD	1,168	27	29	28	17
	Fort Gay PD	813	7	7	7	3
	Wayne SP	0	874	1,072	878	517
		37,837	1,442	1,709	1,389	833

<u>Webster</u>						
	Upperglade SP	0	112	138	106	106
			112	138	106	106

Number of Criminal Incidents, Offenses, Persons Victimized and Offenders Known to Law Enforcement

2010

COUNTY	AGENCY	Population	Incidents	Offenses	Victims	Offenders
<u>Wetzel</u>						
	Wetzel Co SO	8,685	53	54	40	34
	New Martinsville PD	5,592	90	90	70	33
	DNR - 1 - Wetzel	0	1	1	0	1
	Paden City SP	0	73	87	62	73
	Hundred SP	0	134	151	124	112
		14,277	351	383	296	253
<u>Wirt</u>						
	Wirt Co SO	5,673	97	124	103	69
	Elizabeth SP	0	90	117	93	116
		5,673	187	241	196	185
<u>Wood</u>						
	Wood Co SO	42,507	967	1,394	1,115	916
	Parkersburg PD	32,001	2,493	3,201	2,467	1,875
	Vienna PD	10,715	458	576	318	336
	DNR - 6 - Wood	0	3	3	0	3
	tf Parkersburg Vio Crime Narc	0	120	132	0	132
	Parkersburg SP	0	275	298	176	298
		85,223	4,316	5,604	4,076	3,560
<u>Wyoming</u>						
	Wyoming Co SO	19,876	512	544	463	266
	Mullens PD	1,556	55	56	37	36
	Oceana PD	1,401	204	252	119	192
	Jesse SP	0	66	72	60	35
		22,833	837	924	679	529

Number of Criminal Incidents, Offenses, Persons Victimized and Offenders Known to Law Enforcement

2010

COUNTY	AGENCY	Population	Incidents	Offenses	Victims	Offenders
<u>MARION</u>						
	TF--3 RIVERS	0	33	37	0	37
			<u>33</u>	<u>37</u>	<u>0</u>	<u>37</u>
<u>MONONGALIA</u>						
	WV UNIVERSITY - POLICE	0	632	980	434	654
			<u>632</u>	<u>980</u>	<u>434</u>	<u>654</u>
<u>Grand Total:</u>			<u>85,252</u>	<u>123,821</u>	<u>85,208</u>	<u>92,825</u>

Number of Incidents, Offenses, Persons Victimized and Known Offenders (*Crimes Against Persons*)

2010

<u>Offense Type</u>	Number of Incidents	Number of Offenses	Number of Persons Victimized	Number of Known Offenders
CRIMES AGAINST PERSONS				
Murder and Nonnegligent Manslaughter	73	107	98	97
Aggravated Assault	4,130	6,695	6,117	6,504
Simple Assault	13,721	19,460	18,257	19,144
Intimidation	2,998	4,056	3,401	3,912
Kidnaping/Abduction	129	204	192	199
Forcible Rape	383	444	444	407
Forcible Sodomy	90	109	109	106
Sexual Assault With An Object	214	247	247	240
Forcible Fondling	488	568	565	555
Incest	21	25	25	25
Statutory Rape	64	73	73	72

NOTES

Number of Incidents-Incidents involving more than one offense type are included in each appropriate category.

Number of Offenses-Includes attempts. One offense is counted for each victim of crimes against persons and each incident of crime against society. For crimes against property, one offense is counted for each distinct operation.

Number of Persons Victimized-Victims of more than one offense within an incident are counted in each appropriate category. Society is always the victim in crimes against society.

Number of Known Offenders-Known means at least one characteristic (age, sex or race) was reported. Offenders of more than offense type are included in each appropriate category.

Number of Incidents, Offenses, Persons Victimized and Known Offenders (Crimes Against Property)

2010

Offense Type	Number of Incidents	Number of Offenses	Number of Persons Victimized	Number of Known Offenders
<u>CRIMES AGAINST PROPERTY</u>				
Arson	354	458	344	274
Bribery	1	2	0	2
Burglary/Breaking & Entering	10,715	13,149	10,995	6,810
Counterfeiting/Forgery	1,994	2,686	1,493	2,207
Destruction/Damage/Vandalism of Property	13,066	16,067	12,889	9,172
Embezzlement	427	501	32	484
Extortion/Blackmail	13	17	13	17
False Pretenses/Swindle/Confidence Game	2,073	2,562	1,558	2,094
Credit Card/Automatic Teller Fraud	836	982	867	587
Impersonation	307	354	323	238
Welfare Fraud	4	6	2	6
Wire Fraud	36	43	38	35
Pocket-picking	24	30	26	20
Purse-snatching	105	130	129	82
Shoplifting	5,159	6,477	133	6,081
Theft From Building	1,928	2,259	1,703	1,541
Theft From Coin Operated Machine or Device	80	96	22	51
Theft From Motor Vehicle	5,059	5,925	5,524	1,889
Theft of Motor Vehicle Parts/Accessories	1,865	1,911	1,705	619
All Other Larceny	13,925	16,327	12,152	9,273
Motor Vehicle Theft	2,367	2,683	2,394	1,460
Robbery	804	1,327	1,121	1,076
Stolen Property Offenses	815	1,445	958	1,418

NOTES

Number of Incidents-Incidents involving more than one offense type are included in each appropriate category.

Number of Offenses-Includes attempts. One offense is counted for each victim of crimes against persons and each incident of crime against society. For crimes against property, one offense is counted for each distinct operation.

Number of Persons Victimized-Victims of more than one offense within an incident are counted in each appropriate category. Society is always the victim in crimes against society.

Number of Known Offenders-Known means at least one characteristic (age, sex or race) was reported. Offenders of more than offense type are included in each appropriate category.

Number of Incidents, Offenses, Persons Victimized and Known Offenders (*Crimes Against Society*)

2010

Offense Type	Number of Incidents	Number of Offenses	Number of Persons Victimized	Number of Known Offenders
<u>CRIMES AGAINST SOCIETY</u>				
Drug/Narcotic Violations	10,056	12,458	—	12,254
Drug Equipment Violations	372	592	—	565
Betting/Wagering	28	30	—	29
Pornography/Obscene Material	102	118	—	115
Prostitution	88	100	—	100
Assisting or Promoting Prostitution	51	85	—	85
Weapon Law Violations	915	1,111	—	1,067

NOTES

Number of Incidents-Incidents involving more than one offense type are included in each appropriate category.

Number of Offenses-Includes attempts. One offense is counted for each victim of crimes against persons and each incident of crime against society. For crimes against property, one offense is counted for each distinct operation.

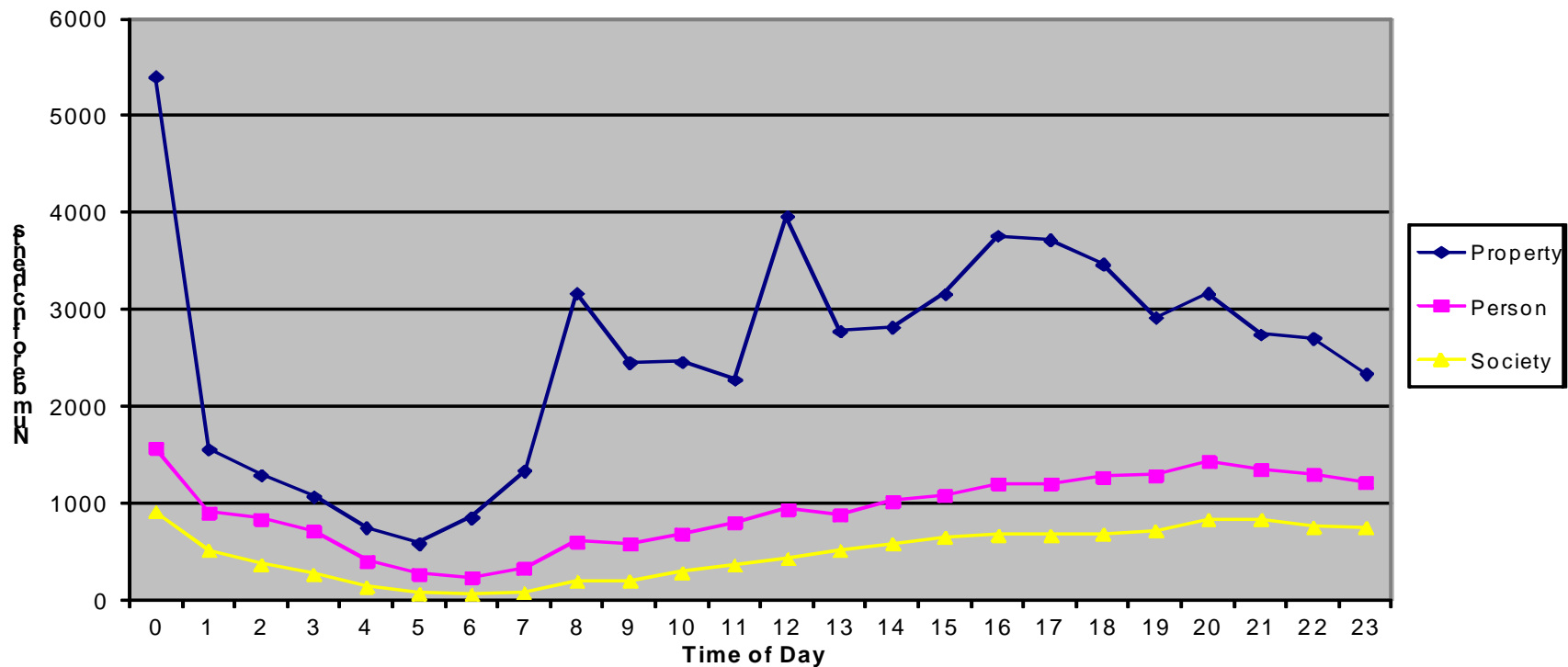
Number of Persons Victimized-Victims of more than one offense within an incident are counted in each appropriate category. Society is always the victim in crimes against society.

Number of Known Offenders-Known means at least one characteristic (age, sex or race) was reported. Offenders of more than offense type are included in each appropriate category.

Incidents:

Criminal incidents can involve multiple offenses, victims and offenders. Twenty three percent (23%) of all incidents involved crimes against persons, sixty four percent (64%) crimes against property and twelve percent (12%) crimes against society. forty nine percent (49%) of all crimes committed against persons, property and society for the year 2010 were committed between the hours of 15:00 and 0:00.

Number of Incidents by Time of Day 2010



Number of Incidents by Time of Day

2010

NOTE: An INCIDENT (or investigation) may involve more than one offense. This explains why totals vary in different reports. Times are listed in military time. Offenses that did not have a time reported were not included in this report.

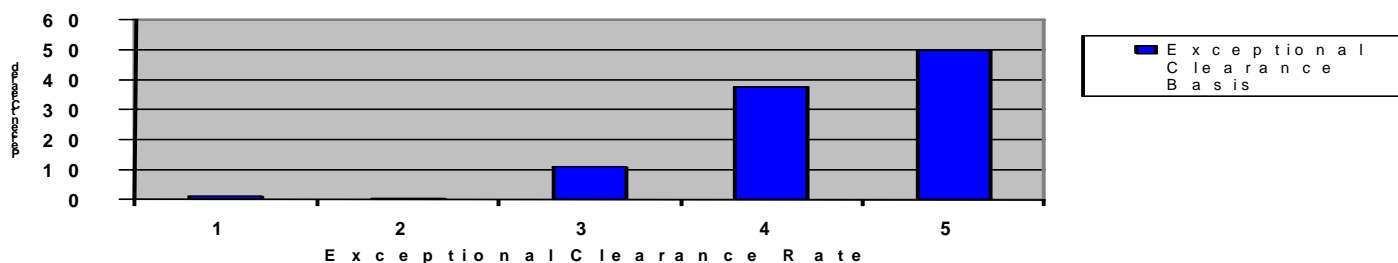
	0.00	1.00	2.00	3.00	4.00	5.00	6.00	7.00	8.00	9.00	10.00	11.00	12.00	13.00	14.00	15.00	16.00	17.00	18.00	19.00	20.00	21.00	22.00	23.00	Total
Aggravated Assault	338	196	184	147	74	37	42	55	87	96	106	136	124	160	150	171	206	225	224	213	258	257	228	226	3,940
All Other Larceny	1,206	275	213	182	115	98	174	283	810	593	640	569	1,085	686	709	787	883	832	770	624	646	557	530	434	13,701
Arson	31	24	21	18	16	10	4	10	7	11	9	6	10	9	8	9	15	8	14	19	29	27	19	18	352
Assisting or Promoting	2	1	0	0	1	0	0	1	0	0	1	1	3	2	1	4	4	6	3	7	6	5	2	1	51
Betting/Wagering	1	6	3	1	1	0	0	0	1	0	0	0	0	1	0	0	2	3	1	3	1	1	3	0	28
Bribery	1	0	0	0	0	0	0	0	0	0	0	0	0	0	0	0	0	0	0	0	0	0	0	0	1
Burglary/Breaking & Counterfeiting/Forgery	817	253	258	212	166	131	216	364	596	504	462	382	751	471	447	471	697	651	589	425	486	437	395	367	10,548
Credit Card/Automatic	324	15	8	14	3	10	17	22	209	145	118	91	167	127	97	103	94	88	59	67	53	35	34	31	1,931
Destruction/Damage/V	1,068	492	427	360	223	175	188	297	518	479	459	398	633	462	436	552	718	770	733	599	710	724	827	721	12,969
Drug Equipment	36	12	4	4	1	1	2	4	10	13	14	14	12	15	13	15	24	22	22	22	27	21	22	23	353
Drug/Narcotic	770	455	324	229	126	54	47	61	148	159	249	305	363	453	510	572	590	591	617	614	718	721	670	666	10,012
Embezzlement	46	3	5	3	2	0	2	13	47	23	24	14	38	17	24	33	21	26	17	18	16	7	11	7	417
Extortion/Blackmail	1	0	0	0	0	0	0	0	2	1	0	3	2	0	0	2	1	1	0	0	0	0	0	0	13
False	376	24	16	15	5	8	10	14	199	157	123	104	204	130	86	106	105	75	67	54	48	21	21	31	1,999
Forcible Fondling	97	13	12	9	8	5	2	2	36	28	20	16	40	11	22	33	26	19	19	18	17	12	9	7	481
Forcible Rape	61	17	19	13	14	7	9	1	19	16	10	7	20	9	14	5	22	11	10	16	19	20	16	23	378
Forcible Sodomy	10	2	5	3	3	1	1	1	5	2	3	3	3	2	4	6	4	5	3	3	7	4	2	2	84
Impersonation	86	3	1	2	3	0	3	0	33	13	19	12	31	16	9	15	12	15	10	9	8	4	1	5	310
Incest	7	0	2	0	0	1	0	0	2	0	2	1	0	0	1	1	0	1	0	0	1	0	1	0	20
Intimidation	253	87	82	52	39	32	34	35	124	108	106	114	158	125	160	159	181	159	157	159	186	172	146	143	2,971
Kidnaping/Abduction	7	3	5	3	3	0	3	3	8	2	3	7	7	6	6	7	11	3	7	10	6	7	4	6	127
Motor Vehicle Theft	226	84	63	58	64	37	57	56	124	81	84	81	121	63	79	78	100	130	111	111	134	120	139	119	2,320
Murder and	9	2	3	4	4	3	2	0	2	1	0	1	4	2	4	5	2	4	3	5	4	0	1	1	66
Negligent	0	0	0	1	1	0	0	0	0	0	0	0	1	0	0	0	0	0	0	0	0	0	1	0	4
Pocket-picking	0	1	0	0	0	0	0	0	1	1	1	3	1	1	2	0	2	2	5	0	2	0	2	0	24
Pornography/Obscene	14	2	2	1	1	0	0	1	9	7	5	5	11	3	5	4	7	1	3	4	5	4	3	2	99
Prostitution	3	3	0	1	0	0	1	1	0	1	0	0	4	3	4	9	4	5	6	8	13	12	6	4	88
Purse-snatching	5	1	2	1	0	0	1	2	0	1	7	4	8	5	9	9	11	6	3	4	11	8	3	3	104
Robbery	57	52	40	30	26	11	14	12	6	24	18	21	24	21	25	24	33	33	32	37	51	76	62	71	800
Sexual Assault With An	47	6	9	8	1	3	1	3	18	8	6	10	11	7	9	7	9	3	10	11	10	4	10	7	218
Shoplifting	97	63	27	31	22	15	16	26	49	68	108	188	272	360	477	517	500	518	505	467	399	221	150	76	5,172
Simple Assault	727	578	517	476	257	185	141	228	300	321	429	507	569	557	652	682	739	771	839	855	919	870	876	794	13,789
Statutory Rape	14	2	3	0	1	1	0	0	5	2	1	2	3	3	2	4	4	2	1	2	4	3	2	3	64
Stolen Property	72	24	19	14	5	6	9	17	50	34	29	52	50	43	44	51	49	45	36	36	40	23	26	26	812
Theft From Building	205	34	26	18	10	12	21	25	100	85	92	94	120	106	102	102	134	125	89	72	94	65	49	43	1,823
Theft From Coin	18	2	6	4	1	1	2	1	4	3	4	4	0	1	2	0	2	4	4	2	0	6	6	4	81
Theft From Motor	387	180	136	97	74	57	91	132	218	146	178	170	221	151	165	196	223	223	275	291	344	306	362	317	4,940
Theft of Motor Vehicle	298	20	14	7	15	14	30	53	161	63	59	63	156	67	67	87	131	115	116	61	78	65	55	53	1,848
Weapon Law	76	36	37	35	10	16	10	10	28	20	18	35	36	35	49	46	43	43	31	58	63	69	53	56	913
Welfare Fraud	1	0	0	0	0	0	0	0	1	0	0	0	1	0	0	0	0	0	0	0	0	0	1	0	4
Wire Fraud	14	0	1	1	0	1	0	0	5	1	2	1	4	1	0	0	0	3	0	0	0	1	1	0	36
Total	7,954	2,976	2,501	2,062	1,297	933	1,153	1,744	4,001	3,254	3,454	3,452	5,360	4,185	4,435	4,906	5,646	5,599	5,429	4,931	5,434	4,929	4,757	4,308	94,700

OFFENSES BY EXCEPTIONAL CLEARANCE 2010

Law enforcement agencies recorded clearances in 40% of all the criminal incidents reported under WVIBRS. Incidents are cleared by arrest (29.8% of all incidents) or exceptional means (2.75% of all incidents) when some element beyond law enforcement precludes arrest, e.g. death of the offender.

The most frequent basis for clearing incidents exceptionally was "victim refusing to cooperate".

E x c e p t i o n a l C l e a r a n c e B a s i s , 2 0 1 0



- | | |
|--|--|
| <p>1. Death of Offender (1.2%)</p> <p>2. Extradition Declined (0.3%)</p> <p>3. Juvenile / No Custody (11.1%)</p> | <p>4. Prosecution Declined (37.7%)</p> <p>5. Victim Refused to Cooperate (49.7%)</p> |
|--|--|

	Death of Offender	Extradition Denied	Juvenile/No Custody	Prosecution Declined	Victim Refused to Cooperate	Total
Aggravated Assault	2	1	17	58	82	160
All Other Larceny	4	0	16	90	119	229
Arson	0	0	6	1	1	8
Burglary/Breaking & Entering	2	0	19	21	58	100
Counterfeiting/Forgery	1	2	2	40	28	73
Credit Card/Automatic Teller Fraud	1	0	1	6	7	15
Destruction/Damage/Vandalism of Property	4	0	48	85	148	285
Drug Equipment Violations	0	0	0	1	0	1
Drug/Narcotic Violations	4	1	32	42	0	79
Embezzlement	0	0	1	5	5	11
Extortion/Blackmail	0	0	0	0	1	1
False Pretenses/Swindle/Confidence Game	1	0	1	72	57	131
Forcible Fondling	3	0	3	26	12	44
Forcible Rape	0	0	1	20	14	35
Forcible Sodomy	1	0	3	3	2	9
Impersonation	0	0	0	9	7	16
Incest	0	0	0	1	0	1

	Death of Offender	Extradition Denied	Juvenile/No Custody	Prosecution Declined	Victim Refused to Cooperate	Total
Intimidation	1	0	17	105	171	294
Kidnaping/Abduction	0	0	0	6	1	7
Motor Vehicle Theft	1	0	7	29	40	77
Murder and Nonnegligent Manslaughter	3	0	0	1	0	4
Negligent Manslaughter	0	0	0	1	0	1
Pornography/Obscene Material	0	0	0	3	2	5
Purse-snatching	0	0	1	1	0	2
Robbery	0	0	0	2	3	5
Sexual Assault With An Object	0	0	0	11	5	16
Shoplifting	0	0	16	9	3	28
Simple Assault	3	3	99	337	555	997
Statutory Rape	0	0	0	7	2	9
Stolen Property Offenses	0	0	5	9	3	17
Theft From Building	1	0	7	16	31	55
Theft From Motor Vehicle	0	0	2	6	11	19
Theft of Motor Vehicle Parts/Accessories	0	0	0	6	5	11
Weapon Law Violations	0	0	4	14	5	23
Wire Fraud	0	0	0	2	0	2
Total	32	7	308	1,045	1,378	2,770

Offenses

NIBRS agencies report various information relating to each of the 46 offense classes in NIBRS. As stated earlier, there can be multiple types of crimes within an incident, and offense-specific data are recorded for each.

Of the 96,481 NIBRS offenses reported 23.2% were crimes against persons, 64.7% were crimes against property and 12.1% were crimes against society. Larceny/theft was the most frequently reported crime, accounting for 28.4% of the total. Assault offenses accounted for 23.6% of all the offenses and destruction/damage/vandalism of property for 14.7%.

Number and Percent of Offenses Completed and Attempted

2010

<u>CrimeAgainst</u>	<u>TOTAL</u>	<u>% Completed</u>	<u>% Attempted</u>
Crimes Against Property	62,379	98.1	1.9
Crimes Against Society	11,651	99.2	0.8
Crimes Against Persons	22,451	99.6	0.4
<u>Grand Total:</u>	<u>96,481</u>	<u>99.6</u>	<u>0.4</u>

NOTES:

If there were more than one occurrence of the same offense type within an incident and one was completed, all are considered "completed".

Crimes Against Persons are murder, assault offenses, Kidnaping and sex offenses (forcible and non-forcible).

Crimes Against Property are arson, bribery, burglary, counterfeiting/forgery, destruction/damage/vandalism, embezzlement, extortion/blackmail, fraud offenses, larceny-theft offenses, motor vehicle theft, robbery and stolen property offenses.

Crimes Against Society are drug /narcotic offenses, gambling offenses, pornography/obscene material, prostitution offenses and weapon law violations.

In 2010, the greatest percentage of the offenses, 46.75% occurred in/on residential properties. 19.57% occurred in/on commercial properties, 15.19% on highways/roads/alleys/streets, 7.51% in parking lots/garages, and 2.45% at schools/colleges. The remaining offenses were widely distributed among various locations. Crimes against persons and crimes against property were most frequently committed in residences and crimes against society on the streets and highways.

Percent Distribution of Location by Type of Crime

2010

<u>Locations</u>	Total	Crimes Against Persons	Crimes Against Property	Crimes Against Society
College/University	0.62%	0.47%	0.65 %	0.74%
Drug stores/Dr.'s Offices/Hospitals	1.24%	0.78%	1.45 %	1.01%
Food/Beverage/Lodging Facilities	3.31%	3.88%	3.34 %	2.04%
Government/Public Buildings	1.04%	1.58%	0.83 %	1.06%
Highway/Roads/Alleys	15.19%	14.24%	9.70 %	46.36%
Other Commercial Properties	2.24%	0.46%	3.24 %	0.34%
Other/Unknown	8.52%	5.82%	10.20 %	4.76%
Parking Lots/Garages	7.51%	4.13%	8.48 %	8.83%
Residences	46.74%	63.16%	44.21 %	28.74%
Retail Establishments	11.75%	2.72%	16.60 %	3.15%
School (other than College/University)	1.83%	2.75%	1.29 %	2.96%
Grand Total:	100.00%	100.00%	100.00%	100.00 %

NOTES:

If there were more than one occurrence of the same offense type within an incident and one was completed, all are considered "completed".

Crimes Against Persons are murder, assault offenses, Kidnaping and sex offenses (forcible and non-forcible).

Crimes Against Property are arson, bribery, burglary, counterfeiting/forgery, destruction/damage/vandalism, embezzlement, extortion/blackmail, fraud offenses, larceny-theft offenses, motor vehicle theft, robbery and stolen property offenses.

Crimes Against Society are drug /narcotic offenses, gambling offenses, pornography/obscene material, prostitution offenses and weapon law violations.

Retail establishments include convenience store, department/discount store, gas/service station, grocery/supermarket, liquor store and specialty store.

Food/beverage/lodging facilities include bar/night club, hotel/motel and restaurant.

Other commercial properties include bank/savings and loan, commercial/office building and rental storage facility.

Government/public buildings include government/public building and jail/prison.

Other/unknown includes air/bus/train terminal, church/temple/synagogue, construction site, field/woods, lake/waterway and other/unknown.

Number of Offenses by Weapons, Selected Offenses

2010

Weapons Used

OFFENSES	Number of Offenses	Weapons Used					None
		Firearms	Dangerous Weapons	Personal Weapons	Unknown Weapons	Other Weapons	
Aggravated Assault	4,138	649	1,045	1,437	263	400	344
Forcible Fondling	488	0	1	278	31	12	166
Forcible Rape	391	0	8	227	36	12	108
Oral or Anal Sexual Assault	90	4	0	53	5	3	25
Kidnaping/ Abduction	131	17	10	48	8	11	37
Murder	74	37	23	9	3	2	0
Robbery	827	276	138	274	37	27	75
Sexual Assault with an Object	216	4	3	141	15	13	40

Victims

In NIBRS, victims can be reported as persons, business, financial institutions, government, religious organizations or society as a whole. 71 of every 100 of the 102,120 reported crime victims were individuals (people). Following in terms of volume were businesses (15%), society/public (11%) and government (<1%).

The victims of crimes against persons are always individuals, and society is always the victim in crimes against society. Victims of crimes against property can be any victim type except society. Persons (individuals), however, were the dominant victim types in all crimes against property except embezzlement and bribery.

Number of Victims by Type

2010

		Business	Financial Institution	Government	Individual	Law Enforcement	Other	Religious Organization	Society/Public	Unknown	Total
Crimes Against Persons	ASSAULT OFFENSES	0	0	0	22,320	1,164	0	0	0	0	23,484
	HOMICIDE OFFENSES	0	0	0	81	0	0	0	0	0	81
	KIDNAPING/ABDUCTION	0	0	0	141	0	0	0	0	0	141
	SEX OFFENSES, FORCIBLE	0	0	0	1,246	0	0	0	0	0	1,246

		Business	Financial Institution	Government	Individual	Law Enforcement	Other	Religious Organization	Society/Public	Unknown	Total
Crimes Against Persons	SEX OFFENSES, NONFORCIBLE	0	0	0	87	0	0	0	0	0	87
	Total	0	0	0	23,875	1,164	0	0	0	0	25,039
Crimes Against Property	ARSON	61	1	15	296	0	3	4	0	10	390
	BRIBERY	0	0	1	0	0	0	0	0	0	1
	BURGLARY/BREAKING & ENTERING	1,492	13	98	9,694	0	60	123	0	7	11,487
	COUNTERFEITING/FORGERY	771	59	85	1,269	0	9	5	0	7	2,205
	DESTRUCTION/DAMAGE/VANDALISM OF PROPERTY	1,993	12	359	11,265	15	111	121	0	22	13,898
	EMBEZZLEMENT	392	3	8	24	0	8	0	0	0	435
	EXTORTION/BLACKMAIL	2	0	0	11	0	0	0	0	0	13
	FRAUD OFFENSES	764	39	85	2,535	0	15	7	0	6	3,451
	LARCENY/THEFT OFFENSES	9,391	19	214	19,560	0	68	90	0	21	29,363
	MOTOR VEHICLE THEFT	207	1	4	2,196	1	5	3	0	0	2,417

		Business	Financial Institution	Government	Individual	Law Enforcement	Other	Religious Organization	Society/Public	Unknown	Total
Crimes Against Property	ROBBERY	139	14	0	765	0	0	0	0	0	918
	STOLEN PROPERTY OFFENSES	171	2	42	609	0	4	1	0	23	852
	Total	15,383	163	911	48,224	16	283	354	0	96	65,430
Crimes Against Society	DRUG/NARCOTIC OFFENSES	0	0	0	0	0	0	0	10,468	0	10,468
	GAMBLING OFFENSES	0	0	0	0	0	0	0	28	0	28
	PORNOGRAPHY/OBSCENE MATERIAL	0	0	0	0	0	0	0	102	0	102
	PROSTITUTION OFFENSES	0	0	0	0	0	0	0	139	0	139
	WEAPON LAW VIOLATIONS	0	0	0	0	0	0	0	914	0	914
	Total	0	0	0	0	0	0	0	0	11,651	0
Total		15,383	163	911	72,099	1,180	283	354	11,651	96	102,120

NOTE

Victims of more than one offense type are included in each appropriate category.

According to NIBRS data reported, 24% of the persons victimized in 2010 were targets of crimes against persons and 66% victims of crimes against property.

Among all persons reported victimized, 42.8% were males, 7.7% were under the age of 18 (juveniles) and 88.6% were white. And 47.2% of the victims were not injured, 7.5% received major injury and 45.3% received minor injury. Most persons were victimized in the localities in which they reside.

Number of Violent Crime Victims by Age, Sex and Race

2010

Age	Female					Male					Unknown				Total
	Black	Other	Unknow	White	Total	Black	Other	Unknow	White	Total	Black	Unknow	White	Total	
1-12	72	1	17	649	739	92	1	22	598	713	0	2	3	5	1,457
13-17	134	1	28	1,095	1,258	96	1	16	695	808	0	1	2	3	2,069
18-20	169	4	22	1,250	1,445	94	0	17	774	885	1	0	2	3	2,333
21-25	231	4	47	2,289	2,571	147	8	42	1,471	1,668	0	5	7	12	4,251
26-35	344	14	33	3,621	4,012	229	4	37	2,438	2,708	0	4	16	20	6,740
36-44	189	5	12	2,200	2,406	148	5	15	1,487	1,655	0	1	15	16	4,077
45-54	124	1	20	1,458	1,603	111	5	16	1,222	1,354	0	2	6	8	2,965
55-65	28	2	6	544	580	64	2	6	567	639	2	0	4	6	1,225

	Female					Male					Unknown				Total
	Black	Other	Unknow	White	Total	Black	Other	Unknow	White	Total	Black	Unknow	White	Total	
Over 65	12	0	3	225	240	11	1	5	211	228	0	0	2	2	470
Under 1	2	0	1	18	21	3	0	0	13	16	0	0	2	2	39
Unknown	13	1	75	235	324	32	2	113	679	826	0	65	4	69	1,219
Total	1,318	33	264	13,584	15,199	1,027	29	289	10,155	11,500	3	80	63	146	26,845

NOTE:

Violent Crimes are murder, forcible sex offenses, kidnaping/abduction, assault offenses and robbery.

Number of Persons Victimized by Offenses and Resident Status

2010

NOTE:

A Resident is a person who maintains his/her permanent legal residence in the locality or jurisdiction where the incident took place.
Victims of more than offense are counted in each appropriate category.

		NonResident	Resident	Unknown	Total
Crimes Against Persons	ASSAULT OFFENSES	2,392	19,958	406	22,756
	HOMICIDE OFFENSES	10	75	1	86
	KIDNAPING/ABDUCTION	22	108	4	134
	SEX OFFENSES, FORCIBLE	161	993	14	1,168
	SEX OFFENSES, NONFORCIBLE	16	72	0	88
	Total	2,601	21,206	425	24,232
Crimes Against Property	ARSON	22	225	22	269
	BURGLARY/BREAKING & ENTERING	614	8,039	89	8,742
	COUNTERFEITING/FORGERY	212	972	22	1,206
	DESTRUCTION/DAMAGE/VANDALISM OF PROPERTY	1,448	9,142	144	10,734
	EMBEZZLEMENT	2	23	0	25
	EXTORTION/BLACKMAIL	1	8	1	10
	FRAUD OFFENSES	375	1,934	29	2,338
	LARCENY/THEFT OFFENSES	2,610	14,810	171	17,591
	MOTOR VEHICLE THEFT	281	1,693	15	1,989
	ROBBERY	116	465	14	595
	STOLEN PROPERTY OFFENSES	118	484	46	648
	Total	5,799	37,795	553	44,147
Total		8,400	59,001	978	68,379

PROPERTY

2010

Property

In NIBRS, property is reported as burned; counterfeited or forged; damaged/destroyed or vandalized; or stolen, embezzled, defrauded, etc. Law enforcement activity in relation to property is recorded as recovered (for property stolen) or seized (as in the case of proceeds from illegal gambling operation). The type of property involved, as well as its value, is recorded for each type of loss/activity.

The state's law enforcement agencies jointly reported \$70,888,519.00 in total property losses with \$57,285,598.00 (80.8%) stolen; \$617,243.00 (.9%) counterfeited/forgery; \$9,985,110.00 (14%) damaged/destroyed or vandalized; and \$3,000,568.00 (4.2%) burned. Law enforcement agencies seized property valued at \$870,998.00 and recovered stolen property valued at \$9,076,852.00. These figures do not include seizures in connection with drug/narcotic violations.

By property type, one of the highest dollar losses due to thefts were recorded for motor vehicles, with automobiles composing the largest portion. Burning losses were highest for structures (dwellings, commercial buildings, etc.), and counterfeiting/forgery losses highest for negotiable instruments, such as bearer bonds or endorsed checks, money orders and traveler's checks. Among all types of property, the category "Other" resulted in the greatest dollar losses due to criminal activity.

Of the \$70,888,519.00 dollars worth of property that was stolen, embezzled, etc., the law enforcement departments reported recovering 12.8% or \$9,076,852.00. The most successful recovery rate was for "Motor Vehicles" with \$14,535,012.00 stolen and \$5,777,417.00 (39.7%) recovered. In addition to the recovery of property, the agencies reported seizing money valued at \$727,985.00 and negotiable instruments at \$10,455.00.

Value of Property Loss Due to Criminal Action, Property Type

2010

	Burned	Counterfeited/Forged	Destroyed/Damaged/ Vandalized	Stolen/Etc.	Total
Computer/Hardware /Software	\$0.00	\$0.00	\$37,297.00	\$2,509,500.00	\$2,546,797.00
Jewelry	\$0.00	\$0.00	\$788.00	\$5,111,711.00	\$5,112,499.00
Money	\$0.00	\$175,265.00	\$102.00	\$9,503,775.00	\$9,679,142.00
Motor Vehicle Parts or Accessories	\$71,503.00	\$415.00	\$1,869,498.00	\$1,322,551.00	\$3,263,967.00
Motor Vehicles	\$556,690.00	\$6.00	\$3,624,708.00	\$14,533,012.00	\$18,714,416.00
Negotiable Instruments	\$0.00	\$346,312.00	\$5,001.00	\$880,818.00	\$1,232,131.00
NonNegotiable Instruments	\$0.00	\$0.00	\$0.00	\$0.00	\$0.00
Other	\$373,633.00	\$101,649.00	\$2,985,746.00	\$16,801,461.00	\$20,262,489.00
Radios/TVs/VCR	\$300.00	\$1.00	\$59,897.00	\$2,379,957.00	\$2,440,155.00
Structures	\$1,989,872.00	\$0.00	\$1,354,208.00	\$16,590.00	\$3,360,670.00
Tools	\$8,570.00	\$0.00	\$46,871.00	\$4,221,230.00	\$4,276,671.00
Total	\$3,000,568.00	\$623,648.00	\$9,984,116.00	\$57,280,605.00	\$70,888,937.00

Value of Property Recovered or Seized by Law Enforcement Agencies,
Property Type

2010

	Recovered	Seized	Total
Computer/Hardware/Software	\$203,957.00	\$1,356.00	\$205,313.00
Jewelry	\$334,799.00	\$12,502.00	\$347,301.00
Money	\$128,033.00	\$727,985.00	\$856,018.00
Motor Vehicle Parts or Accessories	\$63,091.00	\$555.00	\$63,646.00
Motor Vehicles	\$5,777,417.00	\$57,551.00	\$5,834,968.00
Negotiable Instruments	\$26,878.00	\$10,455.00	\$37,333.00
NonNegotiable Instruments	\$0.00	\$0.00	\$0.00
Other	\$1,884,219.00	\$56,273.00	\$1,940,492.00
Radios/TVs/VCR	\$137,638.00	\$4,099.00	\$141,737.00
Tools	\$520,820.00	\$222.00	\$521,042.00
Total	\$9,076,852.00	\$870,998.00	\$9,947,850.00

Offenders

WVIBR contributors are asked to supply information known about offenders even though no arrests have ever been made. The offender data, therefore, include information about arrestees, fugitives or even persons whose identities are not known but witnesses or victims have supplied characteristics such as approximate age, sex and/or race. In a single incident, one offender may victimize several persons, several victimize one person, or several offenders may victimize several people. According to the 2010 WVIBR data, the average number of *Known* Offenders ranged from 0.30 a Theft from a Motor Vehicle to 2.00 for Bribery.

Number of Known Offenders per Incident

2010

Offense Type	Number of Incidents	Number of Known Offenders	Average Number of Known Offenders
Murder and Nonnegligent Manslaughter	73	76	1.04
Aggravated Assault	4,006	4,593	1.15
Simple Assault	13,837	15,371	1.11
Intimidation	3,003	3,137	1.04
Kidnaping/Abduction	129	155	1.20
Forcible Rape	384	382	0.99
Forcible Sodomy	90	98	1.09
Sexual Assault With An Object	214	227	1.06
Forcible Fondling	488	494	1.01
Incest	20	21	1.05
Statutory Rape	64	67	1.05
Arson	354	246	0.69
Bribery	1	2	2.00
Burglary/Breaking & Entering	10,720	5,963	0.56
Counterfeiting/Forgery	1,996	1,836	0.92
Destruction/Damage/Vandalism of Property	13,069	7,625	0.58
Embezzlement	427	470	1.10
False Pretenses/Swindle/Confidence Game	2,075	1,880	0.91
Credit Card/Automatic Teller Fraud	836	536	0.64
Impersonation	307	214	0.70
Welfare Fraud	4	6	1.50
Wire Fraud	36	32	0.89
Pocket-picking	24	18	0.75

Offense Type	Number of Incidents	Number of Known Offenders	Average Number of Known Offenders
Purse-snatching	105	71	0.68
Shoplifting	5,158	5,714	1.11
Theft From Building	1,915	1,427	0.75
Theft From Coin Operated Machine or Device	80	46	0.58
Theft From Motor Vehicle	5,059	1,531	0.30
Theft of Motor Vehicle Parts/Accessories	1,864	600	0.32
All Other Larceny	13,917	8,534	0.61
Motor Vehicle Theft	2,367	1,336	0.56
Robbery	804	866	1.08
Stolen Property Offenses	815	1,106	1.36
Drug/Narcotic Violations	10,059	12,259	1.22
Drug Equipment Violations	374	568	1.52
Betting/Wagering	28	29	1.04
Pornography/Obscene Material	102	115	1.13
Prostitution	88	100	1.14
Assisting or Promoting Prostitution	51	85	1.67
Weapon Law Violations	914	1,064	1.16
Others	13	15	1.15

NOTES:

Number of Known Offenders per Incident - Known means at least one characteristic (age, sex or race) of offender was reported.

Number of Known Offenders - Offenders of more than one offense are included in each appropriate category.

Offender Race versus Victim Race, Violent Crime

2010

Offender Race, Percent Distribution

VICTIM'S RACE	White	Black	American Indian/ Alaskan Native	Asian/ Pacific Islander	Unknown Race
Black	23.0	72.0	0.0	1.0	4.0
Unknown Race	54.0	30.0	0.0	1.0	15.0
White	73.0	20.0	0.0	0.0	7.0
American Indian/ Alaskan Native	100.0	0.0	0.0	0.0	0.0
Asian/ Pacific Islander	29.0	57.0	0.0	0.0	14.0

NOTES

Violent crimes are murder, forcible sex offenses, assault offenses, kidnapping/abduction and robbery (a violent crime against property.)

The race of offenders victimizing more than one person is included in each appropriate category. Because of rounding percentages, this table may not add to 100.

Number of Persons Arrested: Types of Weapons Possessed, Offenses

2010

		Club/Black-Jack/ Brass Knuckles	Firearm-Type Not Stated	Handgun	Lethal Cutting Instrument	Other Firearm	Rifle	Shotgun	Unarmed	Total
Crimes Against Persons	ASSAULT OFFENSES	44	28	69	159	7	16	18	10,606	10,947
	HOMICIDE OFFENSES	0	0	4	2	0	0	2	40	48
	KIDNAPING/ABDUCTION	1	0	0	1	0	0	0	67	69
	SEX OFFENSES, FORCIBLE	0	0	0	0	0	0	0	248	248
	SEX OFFENSES, NONFORCIBLE	0	0	0	0	0	0	0	37	37
	Total	45	28	73	162	7	16	20	10,998	11,349
Crimes Against Property	ARSON	0	0	0	1	0	0	0	83	84
	BURGLARY/BREAKING & ENTERING	2	2	2	14	1	0	0	1,394	1,415

		Club/Black-Jack/ Brass Knuckles	Firearm-Type Not Stated	Handgun	Lethal Cutting Instrument	Other Firearm	Rifle	Shotgun	Unarmed	Total
Crimes Against Property	COUNTERFEITING/FOR GERY	0	0	1	1	0	0	0	655	657
	DESTRUCTION/DAMAGE /VANDALISM OF PROPERTY	14	0	7	12	2	4	1	1,944	1,984
	EMBEZZLEMENT	0	0	0	0	0	0	0	189	189
	EXTORTION/BLACKMAIL	0	0	0	0	0	0	0	6	6
	FRAUD OFFENSES	0	0	1	0	0	0	0	707	708
	LARCENY/THEFT OFFENSES	3	2	5	33	1	0	0	6,437	6,481
	MOTOR VEHICLE THEFT	0	0	0	2	0	0	1	303	306
	ROBBERY	3	1	9	7	2	0	0	242	264
	STOLEN PROPERTY OFFENSES	0	5	7	1	0	0	0	609	622
	Total	22	10	32	71	6	4	2	12,569	12,716

		Club/Black-Jack/ Brass Knuckles	Firearm-Type Not Stated	Handgun	Lethal Cutting Instrument	Other Firearm	Rifle	Shotgun	Unarmed	Total
Crimes Against Society	DRUG/NARCOTIC OFFENSES	11	13	55	47	2	6	7	9,602	9,743
	GAMBLING OFFENSES	0	0	0	0	0	0	0	14	14
	PORNOGRAPHY/OBSCE NE MATERIAL	0	0	0	0	0	0	0	29	29
	PROSTITUTION OFFENSES	0	0	1	0	0	0	0	156	157
	WEAPON LAW VIOLATIONS	21	30	133	58	2	25	11	526	806
	Total	32	43	189	105	4	31	18	10,327	10,749
Total		99	81	294	338	17	51	40	33,894	34,814

Group "B" Arrestee Count and Offenses

2010

<u>Offense Description</u>	<u>Number of Arrests/Offense</u>
Bad Checks	402
Curfew/Loitering/Vagrancy Violations	124
Disorderly Conduct	1,983
Driving Under The Influence	6,670
Drunkenness	4,685
Family Offenses (Nonviolent)	113
Liquor Law Violations	3,851
Peeping Tom	1
Runaway	33
Trespass of Real Property	562
All Other Offenses	15,940
Total Group "B" Arrests	34,364

SECTION II

JURISDICTIONAL REPORTING

The individual jurisdictional figures are shown in subsequent tables addressing cities, counties, universities and colleges and other law enforcement agencies. There are three sets of tables: one shows the number of incidents, offenses, victims and offenders recorded for each jurisdiction; the others, the age and sex of victims and of offenders for crimes against persons and property.

Due to the many factors than can affect the volume and type of crimes to vary from place to place, care must be exercised in making any comparisons among agencies. Population size is the only crime correlate used in this publication. While other factors are of equal concern, no attempt is made to relate them to the data presented in this document.

Age and Sex of Victims Known to Law Enforcement, Crimes Against Persons and Crimes Against Property

2010

NOTE:

See Appendix for list and definitions of offenses.
Larceny includes Motor Vehicle Theft

VICTIMS			Crimes Against Persons					Crimes Against Property				Total
			Assault Offenses	Forcible Sex Offenses	Murder	Other Crimes Against Persons	Total	Burglary/ B&E	Larceny	Other Crimes Against Property	Total	
<u>Barbour County</u>	Barbour Co SO	Adult Female	21	0	0	0	21	0	1	5	6	27
		Adult Male	11	0	0	0	11	1	3	4	8	19
		Juvenile Male	2	0	0	0	2	0	0	0	0	2
		Total	34	0	0	0	34	1	4	9	14	48
	Belington PD	Adult Female	10	0	0	0	10	2	8	4	14	24
		Adult Male	22	0	0	0	22	2	5	4	11	33
		Juvenile Female	1	0	0	1	2	0	0	0	0	2
		Total	33	0	0	1	34	4	13	8	25	59
	Philippi PD	Adult Female	8	0	0	0	8	1	7	3	11	19
		Adult Male	7	0	0	0	7	1	4	2	7	14
		Juvenile Female	5	0	0	0	5	0	1	0	1	6
		Juvenile Male	2	0	0	0	2	0	0	0	0	2
		Total	22	0	0	0	22	2	12	5	19	41
	Philippi SP	Adult Female	31	2	0	0	33	5	11	13	29	62
Adult Male		26	0	0	0	26	11	27	25	63	89	

			Crimes Against Persons					Crimes Against Property				Total
			Assault Offenses	Forcible Sex Offenses	Murder	Other Crimes Against Persons	Total	Burglary/ B&E	Larceny	Other Crimes Against Property	Total	
<u>Barbour County</u>	Philippi SP	Juvenile Female	4	2	0	0	6	0	0	0	0	6
		Juvenile Male	4	0	0	0	4	0	0	0	0	4
		Total	65	4	0	0	69	16	38	38	92	161
	Total	154	4	0	1	159	23	67	60	150	309	
<u>Berkeley County</u>	Berkeley Co SO		0	0	0	0	0	1	1	1	3	3
		Adult Female	281	8	1	2	292	83	186	94	363	655
		Adult Male	159	2	0	2	163	119	270	100	489	652
		Juvenile Female	37	37	0	5	79	1	10	0	11	90
		Juvenile Male	35	2	1	0	38	1	6	3	10	48
		Total	512	49	2	9	572	205	473	198	876	1,448
	Martinsburg PD		0	0	0	0	0	0	1	0	1	1
		Adult Female	217	4	0	2	223	53	235	114	402	625
		Adult Male	128	0	0	0	128	58	236	88	382	510
		Juvenile Female	24	9	0	0	33	0	8	0	8	41
		Juvenile Male	42	2	0	2	46	0	7	4	11	57
		Total	411	15	0	4	430	111	487	206	804	1,234
	Martinsburg SP		0	0	0	0	0	0	1	0	1	1
Adult Female		180	8	0	4	192	57	119	138	314	506	
Adult Male		105	3	0	0	108	106	196	139	441	549	
Juvenile Female		16	12	0	2	30	0	1	0	1	31	

			Crimes Against Persons					Crimes Against Property				Total
			Assault Offenses	Forcible Sex Offenses	Murder	Other Crimes Against Persons	Total	Burglary/ B&E	Larceny	Other Crimes Against Property	Total	
<u>Berkeley County</u>	Martinsburg SP	Juvenile Male	20	4	0	0	24	0	1	4	5	29
		Total	321	27	0	6	354	163	318	281	762	1,116
	f Eastern Panhandle Drug & Vio	Adult Male	0	0	0	0	0	0	0	1	1	1
		Total	0	0	0	0	0	0	0	1	1	1
	Total		1,244	91	2	19	1,356	479	1,278	686	2,443	3,799
<u>Boone County</u>	Boone Co SO	Adult Female	32	0	0	0	32	11	12	8	31	63
		Adult Male	9	0	0	0	9	16	26	10	52	61
		Juvenile Female	6	5	0	0	11	0	0	0	0	11
		Juvenile Male	4	0	0	0	4	0	0	1	1	5
		Total	51	5	0	0	56	27	38	19	84	140
	Madison SP	Adult Female	60	1	0	1	62	26	64	38	128	190
		Adult Male	72	0	0	0	72	21	90	38	149	221
		Juvenile Female	9	5	0	0	14	0	1	1	2	16
		Juvenile Male	5	3	0	0	8	0	1	0	1	9
		Total	146	9	0	1	156	47	156	77	280	436
	Whitesville SP	Adult Female	25	1	0	0	26	4	14	10	28	54
		Adult Male	32	0	0	0	32	13	14	23	50	82
		Juvenile Female	1	0	0	0	1	0	0	0	0	1
		Juvenile Male	3	0	0	0	3	0	0	1	1	4
		Total	61	1	0	0	62	17	28	34	79	141

		Crimes Against Persons					Crimes Against Property				Total		
		Assault Offenses	Forcible Sex Offenses	Murder	Other Crimes Against Persons	Total	Burglary/ B&E	Larceny	Other Crimes Against Property	Total			
<u>Boone</u>	Total	258	15	0	1	274	91	222	130	443	717		
<u>Braxton County</u>	Braxton Co SO	Adult Female	23	0	0	0	23	1	8	10	19	42	
		Adult Male	13	0	0	0	13	3	7	9	19	32	
		Juvenile Female	1	0	0	0	1	0	1	0	1	2	
		Juvenile Male	4	0	0	0	4	0	0	0	0	4	
		Total	41	0	0	0	41	4	16	19	39	80	
	Sutton SP	Adult Female	40	1	0	0	41	3	23	21	47	88	
		Adult Male	27	0	0	0	27	11	28	25	64	91	
		Juvenile Female	1	4	0	1	6	0	1	0	1	7	
		Juvenile Male	1	2	0	1	4	0	1	0	1	5	
		Total	69	7	0	2	78	14	53	46	113	191	
	Total	110	7	0	2	119	18	69	65	152	271		
	<u>Brooke County</u>	Brooke Co SO		0	0	0	0	0	1	0	0	1	1
			Adult Female	51	2	0	0	53	18	32	27	77	130
			Adult Male	25	0	0	0	25	40	42	24	106	131
Juvenile Female			1	2	0	2	5	0	0	0	0	5	
Juvenile Male			6	0	0	0	6	0	0	0	0	6	
Total			83	4	0	2	89	59	74	51	184	273	
Follansbee PD		Adult Female	7	0	0	0	7	4	1	3	8	15	
		Adult Male	5	0	0	0	5	6	8	1	15	20	

			Crimes Against Persons					Crimes Against Property				Total
			Assault Offenses	Forcible Sex Offenses	Murder	Other Crimes Against Persons	Total	Burglary/ B&E	Larceny	Other Crimes Against Property	Total	
<u>Brooke County</u>	Follansbee PD	Juvenile Female	3	2	0	0	5	0	0	0	0	5
		Juvenile Male	2	0	0	0	2	0	2	0	2	4
		Total	17	2	0	0	19	10	11	4	25	44
	Wellsburg PD	Adult Female	22	0	1	0	23	1	10	11	22	45
		Adult Male	12	0	0	0	12	10	10	6	26	38
		Juvenile Female	1	1	0	0	2	0	0	0	0	2
		Juvenile Male	0	0	1	0	1	0	0	0	0	1
		Total	35	1	2	0	38	11	20	17	48	86
	Wellsburg SP	Adult Female	7	1	0	0	8	3	6	2	11	19
		Adult Male	6	0	0	0	6	1	5	5	11	17
		Juvenile Female	0	4	0	0	4	0	0	0	0	4
		Total	13	5	0	0	18	4	11	7	22	40
	Total			148	12	2	2	164	84	116	79	279
<u>Cabell County</u>	Barboursvill e PD	Adult Female	38	0	0	0	38	9	41	37	87	125
		Adult Male	34	0	0	0	34	8	33	27	68	102
		Juvenile Female	4	1	0	0	5	1	2	0	3	8
		Juvenile Male	3	0	0	0	3	1	2	0	3	6
		Total	79	1	0	0	80	19	78	64	161	241
	Cabell CO SO	Adult Female	192	9	0	1	202	121	181	192	494	696
		Adult Male	141	1	0	1	143	142	222	208	572	715

			Crimes Against Persons					Crimes Against Property					Total
			Assault Offenses	Forcible Sex Offenses	Murder	Other Crimes Against Persons	Total	Burglary/ B&E	Larceny	Other Crimes Against Property	Total		
<u>Cabell County</u>	Cabell CO SO	Juvenile Female	14	5	0	1	20	0	5	2	7	27	
		Juvenile Male	21	6	0	1	28	1	6	9	16	44	
		Total	368	21	0	4	393	264	414	411	1,089	1,482	
	Huntington PD		0	0	0	0	0	1	0	1	2	2	
		Adult Female	489	36	0	2	527	339	835	461	1,635	2,162	
		Adult Male	349	3	2	0	354	386	845	536	1,767	2,121	
		Juvenile Female	76	17	0	5	98	0	9	4	13	111	
		Juvenile Male	61	8	0	2	71	0	7	6	13	84	
		Total	975	64	2	9	1,050	726	1,696	1,008	3,430	4,480	
	Huntington SP	Adult Female	101	3	0	1	105	25	117	101	243	348	
		Adult Male	55	0	0	0	55	38	127	89	254	309	
		Juvenile Female	7	8	0	0	15	0	3	0	3	18	
		Juvenile Male	12	3	0	1	16	0	2	0	2	18	
		Total	175	14	0	2	191	63	249	190	502	693	
	Marshall Univ Police	Adult Female	24	2	0	0	26	0	41	22	63	89	
		Adult Male	11	2	0	0	13	2	44	25	71	84	
		Juvenile Male	0	0	0	0	0	0	1	0	1	1	
		Total	35	4	0	0	39	2	86	47	135	174	
	Milton PD	Adult Female	10	0	0	1	11	12	14	2	28	39	
		Adult Male	8	0	0	0	8	21	13	5	39	47	

			Crimes Against Persons					Crimes Against Property				Total
			Assault Offenses	Forcible Sex Offenses	Murder	Other Crimes Against Persons	Total	Burglary/ B&E	Larceny	Other Crimes Against Property	Total	
<u>Cabell County</u>	Milton PD	Juvenile Male	1	0	0	0	1	0	0	1	1	2
		Total	19	0	0	1	20	33	27	8	68	88
	Total		1,651	104	2	16	1,773	1,107	2,550	1,728	5,385	7,158
<u>Calhoun County</u>	Grantsville SP	Adult Female	26	0	0	0	26	2	7	14	23	49
		Adult Male	11	0	0	0	11	9	11	20	40	51
		Juvenile Female	2	2	0	0	4	0	0	0	0	4
		Juvenile Male	1	0	0	0	1	0	0	0	0	1
		Total	40	2	0	0	42	11	18	34	63	105
	Total		40	2	0	0	42	11	18	34	63	105
<u>Clay County</u>	Clay SP	Adult Female	29	2	0	0	31	11	11	11	33	64
		Adult Male	14	0	0	0	14	7	13	12	32	46
		Juvenile Female	1	4	0	0	5	0	0	0	0	5
		Juvenile Male	1	0	0	0	1	0	0	0	0	1
		Total	45	6	0	0	51	18	24	23	65	116
	Total		45	6	0	0	51	18	24	23	65	116
<u>Doddridge County</u>	Doddridge Co SO	Adult Female	10	1	0	0	11	1	1	1	3	14
		Adult Male	9	0	0	0	9	2	4	1	7	16
		Juvenile Female	9	0	0	0	9	0	0	0	0	9
		Juvenile Male	0	0	0	1	1	0	0	0	0	1
		Total	28	1	0	1	30	3	5	2	10	40

			Crimes Against Persons					Crimes Against Property				Total
			Assault Offenses	Forcible Sex Offenses	Murder	Other Crimes Against Persons	Total	Burglary/ B&E	Larceny	Other Crimes Against Property	Total	
<u>Doddridge County</u>	West Union PD	Adult Female	0	2	0	0	2	1	1	3	5	7
		Adult Male	0	0	0	0	0	0	2	0	2	2
		Total	0	2	0	0	2	1	3	3	7	9
	West Union SP	Adult Female	13	1	0	0	14	7	6	9	22	36
		Adult Male	10	2	0	0	12	8	13	6	27	39
		Juvenile Female	0	0	0	2	2	0	1	0	1	3
		Total	23	3	0	2	28	15	20	15	50	78
Total			51	6	0	3	60	19	28	20	67	127
<u>Fayette County</u>	Fayette Co SO	Adult Female	126	6	2	0	134	68	69	80	217	351
		Adult Male	78	1	0	1	80	77	105	95	277	357
		Juvenile Female	12	16	0	0	28	0	1	1	2	30
		Juvenile Male	14	3	0	0	17	0	1	0	1	18
		Total	230	26	2	1	259	145	176	176	497	756
	Gauley Bridge SP	Adult Female	9	1	0	0	10	3	8	12	23	33
		Adult Male	5	0	0	0	5	4	6	6	16	21
		Juvenile Female	1	1	0	0	2	0	0	0	0	2
		Juvenile Male	2	0	0	0	2	0	0	0	0	2
		Total	17	2	0	0	19	7	14	18	39	58
	Montgomer y PD	Adult Female	6	0	0	0	6	3	8	15	26	32
Adult Male		1	0	0	0	1	5	15	8	28	29	

			Crimes Against Persons					Crimes Against Property				Total	
			Assault Offenses	Forcible Sex Offenses	Murder	Other Crimes Against Persons	Total	Burglary/ B&E	Larceny	Other Crimes Against Property	Total		
<u>Fayette</u> <u>County</u>	Montgomery PD	Juvenile Male	1	0	0	0	1	0	0	0	0	1	
		Total	8	0	0	0	8	8	23	23	54	62	
	Oak Hill PD	Adult Female	2	0	0	0	2	1	4	1	6	8	
		Adult Male	0	0	0	0	0	2	4	1	7	7	
		Juvenile Male	2	0	0	0	2	0	0	0	0	2	
		Total	4	0	0	0	4	3	8	2	13	17	
	Oak Hill SP	Adult Female	18	3	0	0	21	10	28	27	65	86	
		Adult Male	36	0	0	0	36	19	51	25	95	131	
		Juvenile Female	1	4	0	1	6	0	0	0	0	6	
		Juvenile Male	4	0	0	1	5	0	0	0	0	5	
		Total	59	7	0	2	68	29	79	52	160	228	
	WVU Tech-Security	Adult Female	3	0	0	0	3	0	5	1	6	9	
		Adult Male	3	0	0	0	3	0	7	1	8	11	
		Juvenile Male	0	0	0	0	0	0	2	0	2	2	
		Total	6	0	0	0	6	0	14	2	16	22	
	Total			324	35	2	3	364	192	314	273	779	1,143
	<u>Gilmer</u> <u>County</u>	Gilmer Co SO	Adult Female	2	0	0	0	2	0	0	0	0	2
Adult Male			2	0	0	0	2	0	4	1	5	7	
Juvenile Female			1	0	0	0	1	0	0	0	0	1	
Total			5	0	0	0	5	0	4	1	5	10	

			Crimes Against Persons					Crimes Against Property				Total
			Assault Offenses	Forcible Sex Offenses	Murder	Other Crimes Against Persons	Total	Burglary/ B&E	Larceny	Other Crimes Against Property	Total	
<u>Gilmer County</u>	Glenville PD	Adult Female	3	0	0	0	3	1	5	2	8	11
		Adult Male	7	0	0	0	7	2	2	0	4	11
		Juvenile Female	0	1	0	0	1	0	0	0	0	1
		Juvenile Male	0	0	0	0	0	0	2	0	2	2
		Total	10	1	0	0	11	3	9	2	14	25
	Glenville SP	Adult Female	18	1	0	0	19	3	12	7	22	41
		Adult Male	13	0	0	1	14	11	12	23	46	60
		Juvenile Female	2	3	0	1	6	0	0	0	0	6
		Juvenile Male	5	0	0	0	5	0	0	0	0	5
		Total	38	4	0	2	44	14	24	30	68	112
Total			53	5	0	2	60	17	37	33	87	147
<u>Grant County</u>	Grant Co SO	Adult Female	15	1	0	0	16	3	7	9	19	35
		Adult Male	8	0	0	0	8	5	12	13	30	38
		Juvenile Female	0	1	0	0	1	0	0	0	0	1
		Juvenile Male	3	0	0	0	3	0	0	1	1	4
		Total	26	2	0	0	28	8	19	23	50	78
	Petersburg SP	Adult Female	42	3	0	0	45	6	10	20	36	81
		Adult Male	30	0	0	0	30	14	10	28	52	82
		Juvenile Female	0	3	0	0	3	0	1	0	1	4
		Juvenile Male	5	1	0	0	6	0	1	0	1	7

			Crimes Against Persons				Crimes Against Property				Total	
			Assault Offenses	Forcible Sex Offenses	Murder	Other Crimes Against Persons	Total	Burglary/ B&E	Larceny	Other Crimes Against Property		Total
<u>Grant County</u>	Petersburg CO	Total	77	7	0	0	84	20	22	48	90	174
	Total		103	9	0	0	112	28	41	71	140	252
<u>Greenbrier County</u>	Greenbrier Co SO	Adult Female	28	0	0	0	28	9	6	4	19	47
		Adult Male	11	0	0	0	11	14	11	9	34	45
		Juvenile Male	1	0	0	0	1	0	1	0	1	2
		Total	40	0	0	0	40	23	18	13	54	94
	Lewisburg PD	Adult Female	10	0	0	0	10	2	5	6	13	23
		Adult Male	4	0	0	0	4	0	3	1	4	8
		Juvenile Female	0	1	0	0	1	0	0	0	0	1
		Juvenile Male	0	0	0	1	1	0	0	0	0	1
		Total	14	1	0	1	16	2	8	7	17	33
	Lewisburg SP	Adult Female	30	1	0	0	31	7	21	19	47	78
		Adult Male	11	1	0	0	12	11	22	18	51	63
		Juvenile Female	1	2	0	0	3	0	0	0	0	3
		Juvenile Male	1	1	0	0	2	0	0	0	0	2
		Total	43	5	0	0	48	18	43	37	98	146
	Rainelle SP	Adult Female	6	0	0	0	6	8	13	6	27	33
		Adult Male	4	0	0	0	4	7	28	4	39	43
Juvenile Female		1	1	0	1	3	0	0	0	0	3	
Juvenile Male		0	0	0	0	0	0	1	0	1	1	

		Crimes Against Persons					Crimes Against Property				Total	
		Assault Offenses	Forcible Sex Offenses	Murder	Other Crimes Against Persons	Total	Burglary/ B&E	Larceny	Other Crimes Against Property	Total		
<u>Greenbrier County</u>	Rainelle SP	Total	11	1	0	1	13	15	42	10	67	80
	Ronceverte PD	Adult Female	3	4	0	0	7	2	7	8	17	24
		Adult Male	7	0	0	0	7	2	7	2	11	18
		Juvenile Female	4	0	0	0	4	0	0	0	0	4
		Juvenile Male	1	0	0	0	1	0	0	0	0	1
		Total	15	4	0	0	19	4	14	10	28	47
	White Sulphur Springs PD	Adult Female	4	0	0	0	4	0	0	0	0	4
		Adult Male	1	0	0	0	1	0	1	0	1	2
		Total	5	0	0	0	5	0	1	0	1	6
	Total		128	11	0	2	141	62	126	77	265	406
<u>Hampshire County</u>	Hampshire Co SO		11	0	0	0	11	0	0	2	2	13
		Adult Female	54	0	0	1	55	22	25	15	62	117
		Adult Male	57	0	0	1	58	35	54	31	120	178
		Juvenile Female	3	1	0	1	5	0	0	0	0	5
		Juvenile Male	4	0	0	1	5	0	0	0	0	5
		Total	129	1	0	4	134	57	79	48	184	318
	Romney PD	Adult Female	11	0	0	0	11	0	6	3	9	20
		Adult Male	3	0	0	0	3	0	3	1	4	7
		Juvenile Female	0	1	0	0	1	0	0	0	0	1
		Total	14	1	0	0	15	0	9	4	13	28

			Crimes Against Persons					Crimes Against Property				Total
			Assault Offenses	Forcible Sex Offenses	Murder	Other Crimes Against Persons	Total	Burglary/ B&E	Larceny	Other Crimes Against Property	Total	
<u>Hampshire County</u>	Romney SP	Adult Female	35	2	0	0	37	11	29	39	79	116
		Adult Male	44	1	0	0	45	28	55	39	122	167
		Juvenile Female	9	9	0	1	19	0	1	1	2	21
		Juvenile Male	5	3	0	0	8	0	2	0	2	10
		Total	93	15	0	1	109	39	87	79	205	314
	Total	236	17	0	5	258	96	175	131	402	660	
<u>Hancock County</u>	Hancock Co SO	Adult Female	22	0	0	0	22	7	7	2	16	38
		Adult Male	18	0	0	0	18	9	3	1	13	31
		Juvenile Female	3	0	0	0	3	0	0	0	0	3
		Juvenile Male	3	0	0	0	3	0	0	0	0	3
		Total	46	0	0	0	46	16	10	3	29	75
	New Cumberland SP	Adult Female	1	1	0	0	2	0	10	8	18	20
		Adult Male	2	0	0	0	2	1	8	7	16	18
		Juvenile Female	0	3	0	0	3	0	0	0	0	3
		Juvenile Male	0	1	0	0	1	0	0	0	0	1
		Total	3	5	0	0	8	1	18	15	34	42
	Weirton PD	Adult Female	114	1	0	0	115	20	22	83	125	240
		Adult Male	77	0	1	1	79	21	27	88	136	215
		Juvenile Female	8	3	0	3	14	0	0	1	1	15
		Juvenile Male	16	2	0	0	18	0	2	1	3	21

			Crimes Against Persons					Crimes Against Property				Total	
			Assault Offenses	Forcible Sex Offenses	Murder	Other Crimes Against Persons	Total	Burglary/ B&E	Larceny	Other Crimes Against Property	Total		
<u>Hancock County</u>	Weirton PD	Total	215	6	1	4	226	41	51	173	265	491	
	Total		264	11	1	4	280	58	79	191	328	608	
<u>Hardy County</u>	Hardy Co SO	Adult Female	16	0	0	0	16	3	8	9	20	36	
		Adult Male	8	0	0	0	8	9	10	1	20	28	
		Juvenile Female	0	1	0	0	1	0	0	0	0	1	
		Juvenile Male	2	0	0	0	2	0	0	0	0	2	
		Total	26	1	0	0	27	12	18	10	40	67	
	Moorefield PD	Adult Female	22	0	0	1	23	8	25	10	43	66	
		Adult Male	21	0	0	0	21	7	14	8	29	50	
		Juvenile Female	2	2	0	0	4	0	0	0	0	4	
		Juvenile Male	3	0	0	0	3	0	0	1	1	4	
		Total	48	2	0	1	51	15	39	19	73	124	
	Moorefield SP	Adult Female	36	4	0	0	40	7	7	16	30	70	
		Adult Male	26	0	0	0	26	12	22	26	60	86	
		Juvenile Female	2	12	0	1	15	0	0	2	2	17	
		Juvenile Male	7	0	0	0	7	0	0	1	1	8	
		Total	71	16	0	1	88	19	29	45	93	181	
	Total		145	19	0	2	166	46	86	74	206	372	
	<u>Harrison County</u>	Bridgeport PD		0	0	0	0	0	0	1	0	1	1
			Adult Female	40	3	1	0	44	12	47	47	106	150

			Crimes Against Persons					Crimes Against Property				Total
			Assault Offenses	Forcible Sex Offenses	Murder	Other Crimes Against Persons	Total	Burglary/ B&E	Larceny	Other Crimes Against Property	Total	
<u>Harrison County</u>	Bridgeport PD	Adult Male	30	0	0	0	30	9	60	49	118	148
		Juvenile Female	11	1	0	1	13	0	3	0	3	16
		Juvenile Male	22	1	0	0	23	1	0	0	1	24
		Total	103	5	1	1	110	22	111	96	229	339
	Bridgeport SP	Adult Female	60	1	0	0	61	29	47	41	117	178
		Adult Male	43	0	2	0	45	36	97	52	185	230
		Juvenile Female	9	0	0	0	9	0	0	0	0	9
		Juvenile Male	5	1	0	0	6	0	1	2	3	9
		Total	117	2	2	0	121	65	145	95	305	426
	Clarksburg PD	Adult Female	279	13	0	0	292	47	168	167	382	674
		Adult Male	195	1	1	0	197	68	158	199	425	622
		Juvenile Female	42	16	0	0	58	2	6	0	8	66
		Juvenile Male	42	2	0	0	44	1	5	2	8	52
		Total	558	32	1	0	591	118	337	368	823	1,414
	Harrison Co SO	Adult Female	128	1	0	1	130	37	69	107	213	343
		Adult Male	69	0	0	0	69	65	99	98	262	331
		Juvenile Female	13	7	0	0	20	1	3	2	6	26
		Juvenile Male	9	4	0	0	13	1	1	1	3	16
		Total	219	12	0	1	232	104	172	208	484	716
	Lumberport	Adult Female	1	0	0	0	1	2	0	3	5	6

			Crimes Against Persons					Crimes Against Property				Total
			Assault Offenses	Forcible Sex Offenses	Murder	Other Crimes Against Persons	Total	Burglary/ B&E	Larceny	Other Crimes Against Property	Total	
<u>Harrison County</u>	Lumberport PD	Adult Male	2	0	0	0	2	1	3	2	6	8
		Total	3	0	0	0	3	3	3	5	11	14
	Nutter Fort PD	Adult Female	8	0	0	0	8	3	11	7	21	29
		Adult Male	6	0	0	0	6	6	13	14	33	39
		Juvenile Male	1	0	0	0	1	0	0	0	0	1
		Total	15	0	0	0	15	9	24	21	54	69
	Salem PD	Adult Female	12	0	0	0	12	2	2	2	6	18
		Adult Male	4	0	0	0	4	1	2	1	4	8
		Juvenile Female	2	0	0	0	2	0	0	0	0	2
		Juvenile Male	1	0	0	0	1	0	0	0	0	1
		Total	19	0	0	0	19	3	4	3	10	29
	Shinnston PD	Adult Female	21	0	0	0	21	4	16	8	28	49
		Adult Male	16	0	0	0	16	6	12	14	32	48
		Juvenile Female	1	0	0	0	1	0	0	1	1	2
		Total	38	0	0	0	38	10	28	23	61	99
	Stonewood PD	Adult Female	6	0	0	0	6	0	5	0	5	11
		Adult Male	3	0	0	0	3	1	3	1	5	8
		Juvenile Male	1	0	0	0	1	0	0	0	0	1
		Total	10	0	0	0	10	1	8	1	10	20
	Total			1,082	51	4	2	1,139	335	832	820	1,987

			Crimes Against Persons					Crimes Against Property				Total
			Assault Offenses	Forcible Sex Offenses	Murder	Other Crimes Against Persons	Total	Burglary/ B&E	Larceny	Other Crimes Against Property	Total	
<u>Jackson County</u>	Jackson Co SO	Adult Female	33	0	1	0	34	4	9	0	13	47
		Adult Male	12	0	0	0	12	10	14	0	24	36
		Juvenile Male	1	0	0	0	1	0	0	0	0	1
		Total	46	0	1	0	47	14	23	0	37	84
	Ravenswo d PD	Adult Female	16	0	0	0	16	5	5	2	12	28
		Adult Male	5	0	0	0	5	3	10	2	15	20
		Juvenile Female	0	0	0	0	0	0	1	0	1	1
		Juvenile Male	1	0	0	0	1	0	0	0	0	1
		Total	22	0	0	0	22	8	16	4	28	50
	Ripley PD	Adult Female	10	0	0	0	10	4	16	4	24	34
		Adult Male	9	0	1	0	10	1	22	4	27	37
		Juvenile Female	2	0	0	0	2	0	1	0	1	3
		Juvenile Male	0	1	0	0	1	0	2	0	2	3
		Total	21	1	1	0	23	5	41	8	54	77
	Ripley SP	Adult Female	21	0	0	0	21	6	11	18	35	56
		Adult Male	15	0	0	0	15	14	26	29	69	84
		Juvenile Female	3	2	0	0	5	0	0	0	0	5
		Juvenile Male	1	1	0	0	2	0	0	0	0	2
		Total	40	3	0	0	43	20	37	47	104	147
	Total			129	4	2	0	135	47	117	59	223

			Crimes Against Persons					Crimes Against Property				Total
			Assault Offenses	Forcible Sex Offenses	Murder	Other Crimes Against Persons	Total	Burglary/B&E	Larceny	Other Crimes Against Property	Total	
<u>Jefferson County</u>	Charles Town PD	Adult Female	14	0	0	0	14	4	18	4	26	40
		Adult Male	10	0	0	0	10	6	25	8	39	49
		Juvenile Female	1	0	0	0	1	0	0	0	0	1
		Juvenile Male	0	0	0	0	0	0	1	0	1	1
		Total	25	0	0	0	25	10	44	12	66	91
	Harpers Ferry PD	Adult Female	12	0	0	0	12	1	3	4	8	20
		Adult Male	4	0	0	0	4	0	1	1	2	6
		Total	16	0	0	0	16	1	4	5	10	26
	Jefferson Co SO		0	1	0	0	1	0	0	0	0	1
		Adult Female	85	7	0	0	92	25	115	76	216	308
		Adult Male	61	0	0	0	61	34	155	102	291	352
		Juvenile Female	10	4	0	0	14	0	1	0	1	15
		Juvenile Male	17	0	0	0	17	0	0	0	0	17
		Total	173	12	0	0	185	59	271	178	508	693
	Kearneysville SP	Adult Female	67	2	0	0	69	27	43	50	120	189
		Adult Male	29	1	0	0	30	26	69	58	153	183
		Juvenile Female	8	5	0	0	13	1	0	0	1	14
		Juvenile Male	3	1	0	0	4	0	2	0	2	6
		Total	107	9	0	0	116	54	114	108	276	392
	Ranson PD		0	0	0	0	0	2	0	0	2	2

			Crimes Against Persons					Crimes Against Property				Total
			Assault Offenses	Forcible Sex Offenses	Murder	Other Crimes Against Persons	Total	Burglary/ B&E	Larceny	Other Crimes Against Property	Total	
<u>Jefferson County</u>	Ranson PD	Adult Female	57	2	0	0	59	7	60	45	112	171
		Adult Male	30	0	0	0	30	3	38	47	88	118
		Juvenile Female	6	1	0	0	7	0	1	0	1	8
		Juvenile Male	8	1	0	0	9	0	0	0	0	9
		Total	101	4	0	0	105	12	99	92	203	308
	Shepherd University	Adult Female	2	0	0	0	2	0	13	3	16	18
		Adult Male	0	0	0	0	0	2	3	5	10	10
		Juvenile Female	0	0	0	0	0	0	1	1	2	2
		Total	2	0	0	0	2	2	17	9	28	30
	Shepherdst own PD	Adult Female	3	0	0	0	3	1	5	4	10	13
		Adult Male	2	0	0	0	2	2	3	6	11	13
		Total	5	0	0	0	5	3	8	10	21	26
	Total			429	25	0	0	454	141	557	414	1,112
<u>Kanawha County</u>	Charleston PD		3	0	0	0	3	1	2	2	5	8
		Adult Female	1,135	38	3	14	1,190	301	751	484	1,536	2,726
		Adult Male	785	5	9	7	806	329	623	452	1,404	2,210
		Juvenile Female	127	20	0	4	151	8	15	16	39	190
		Juvenile Male	123	11	1	2	137	7	21	14	42	179
		Total	2,173	74	13	27	2,287	646	1,412	968	3,026	5,313
	Dunbar PD	Adult Female	105	4	0	1	110	23	68	50	141	251

			Crimes Against Persons					Crimes Against Property				Total
			Assault Offenses	Forcible Sex Offenses	Murder	Other Crimes Against Persons	Total	Burglary/ B&E	Larceny	Other Crimes Against Property	Total	
<u>Kanawha</u> <u>County</u>	Dunbar PD	Adult Male	85	0	0	0	85	23	49	52	124	209
		Juvenile Female	18	0	0	0	18	0	0	0	0	18
		Juvenile Male	16	1	0	1	18	1	0	0	1	19
		Total	224	5	0	2	231	47	117	102	266	497
	East Bank PD	Adult Female	0	0	0	0	0	0	1	1	2	2
		Adult Male	0	0	0	0	0	2	5	1	8	8
		Total	0	0	0	0	0	2	6	2	10	10
	ICAC Unit	Juvenile Female	0	1	0	0	1	0	0	0	0	1
		Total	0	1	0	0	1	0	0	0	0	1
	Kanawha Co SO		2	0	0	0	2	0	1	1	2	4
		Adult Female	1,102	18	4	4	1,128	266	337	366	969	2,097
		Adult Male	614	2	2	1	619	313	516	409	1,238	1,857
		Juvenile Female	92	31	0	3	126	4	9	2	15	141
		Juvenile Male	100	14	0	3	117	4	3	9	16	133
		Total	1,910	65	6	11	1,992	587	866	787	2,240	4,232
	Marmet PD	Adult Female	1	0	0	0	1	3	6	1	10	11
		Adult Male	0	0	0	0	0	2	1	1	4	4
		Total	1	0	0	0	1	5	7	2	14	15
	Nitro PD		0	0	0	0	0	0	0	2	2	2
Adult Female		48	2	0	1	51	13	47	40	100	151	

			Crimes Against Persons					Crimes Against Property				Total
			Assault Offenses	Forcible Sex Offenses	Murder	Other Crimes Against Persons	Total	Burglary/ B&E	Larceny	Other Crimes Against Property	Total	
<u>Kanawha</u> <u>County</u>	Nitro PD	Adult Male	26	0	0	0	26	29	83	55	167	193
		Juvenile Female	5	5	0	0	10	0	0	2	2	12
		Juvenile Male	4	0	0	0	4	0	3	0	3	7
		Total	83	7	0	1	91	42	133	99	274	365
	Quincy SP	Adult Female	60	2	0	0	62	10	43	44	97	159
		Adult Male	26	0	0	1	27	18	47	52	117	144
		Juvenile Female	7	2	0	0	9	0	0	0	0	9
		Juvenile Male	5	1	0	0	6	0	0	1	1	7
		Total	98	5	0	1	104	28	90	97	215	319
	So Charleston SP		0	0	0	0	0	0	1	0	1	1
		Adult Female	132	6	0	0	138	38	66	116	220	358
		Adult Male	112	3	0	0	115	37	106	110	253	368
		Juvenile Female	16	11	0	0	27	4	1	3	8	35
		Juvenile Male	6	3	0	1	10	0	3	0	3	13
		Total	266	23	0	1	290	79	177	229	485	775
	South Charleston PD		0	0	0	0	0	1	3	1	5	5
		Adult Female	140	6	0	5	151	55	163	135	353	504
		Adult Male	96	1	0	0	97	59	131	112	302	399
		Juvenile Female	18	3	1	0	22	0	3	1	4	26
Juvenile Male		11	0	0	0	11	2	2	0	4	15	

		Crimes Against Persons					Crimes Against Property				Total	
		Assault Offenses	Forcible Sex Offenses	Murder	Other Crimes Against Persons	Total	Burglary/ B&E	Larceny	Other Crimes Against Property	Total		
<u>Kanawha County</u>	South County	Total	265	10	1	5	281	117	302	249	668	949
	St Albans PD		0	0	0	0	0	0	3	2	5	5
		Adult Female	70	1	0	1	72	27	112	91	230	302
		Adult Male	55	0	1	0	56	49	142	70	261	317
		Juvenile Female	8	2	0	0	10	0	4	3	7	17
		Juvenile Male	15	0	0	0	15	0	2	0	2	17
		Total	148	3	1	1	153	76	263	166	505	658
	Huntington Metro Drug Enforcement	Adult Female	2	0	0	0	2	0	0	2	2	4
		Adult Male	0	0	0	0	0	1	0	2	3	3
		Total	2	0	0	0	2	1	0	4	5	7
	Turnpike - Kanawha	Adult Female	1	0	0	0	1	0	1	1	2	3
		Adult Male	1	0	0	0	1	0	4	1	5	6
		Total	2	0	0	0	2	0	5	2	7	9
	WV STATE UNIVERSITY	Adult Female	11	1	0	0	12	1	3	1	5	17
		Adult Male	9	0	0	0	9	1	5	2	8	17
		Juvenile Female	1	0	0	0	1	1	0	0	1	2
		Total	21	1	0	0	22	3	8	3	14	36
Total		5,193	194	21	49	5,457	1,633	3,386	2,710	7,729	13,186	
<u>Lewis County</u>	Lewis Co SO	Adult Female	11	1	0	0	12	2	1	3	6	18
		Adult Male	8	1	2	0	11	0	5	4	9	20

			Crimes Against Persons					Crimes Against Property				Total	
			Assault Offenses	Forcible Sex Offenses	Murder	Other Crimes Against Persons	Total	Burglary/ B&E	Larceny	Other Crimes Against Property	Total		
<u>Lewis County</u>	Lewis Co SO	Juvenile Female	3	1	0	0	4	0	0	0	0	4	
		Juvenile Male	2	0	0	0	2	0	0	0	0	2	
		Total	24	3	2	0	29	2	6	7	15	44	
	Weston PD	Adult Female	8	0	0	0	8	1	3	6	10	18	
		Adult Male	5	0	0	0	5	0	0	3	3	8	
		Juvenile Female	0	1	0	0	1	0	0	0	0	1	
		Juvenile Male	1	0	0	0	1	0	0	0	0	1	
		Total	14	1	0	0	15	1	3	9	13	28	
	Weston SP	Adult Female	39	2	0	0	41	5	14	20	39	80	
		Adult Male	14	1	0	0	15	10	35	25	70	85	
		Juvenile Female	6	9	0	0	15	0	2	2	4	19	
		Juvenile Male	10	0	0	0	10	0	1	2	3	13	
		Total	69	12	0	0	81	15	52	49	116	197	
	Total			107	16	2	0	125	18	61	65	144	269
	<u>Lincoln County</u>	Hamlin PD	Adult Female	3	0	0	0	3	2	7	3	12	15
Adult Male			10	0	0	0	10	1	4	4	9	19	
Juvenile Female			5	0	0	0	5	0	0	0	0	5	
Juvenile Male			5	0	0	0	5	0	0	0	0	5	
Total			23	0	0	0	23	3	11	7	21	44	
Hamlin SP		Adult Female	114	7	0	1	122	53	94	90	237	359	

			Crimes Against Persons					Crimes Against Property					Total
			Assault Offenses	Forcible Sex Offenses	Murder	Other Crimes Against Persons	Total	Burglary/ B&E	Larceny	Other Crimes Against Property	Total		
<u>Lincoln County</u>	Hamlin SP	Adult Male	130	0	1	0	131	117	131	103	351	482	
		Juvenile Female	12	12	0	1	25	1	0	1	2	27	
		Juvenile Male	2	2	0	0	4	1	1	2	4	8	
		Total	258	21	1	2	282	172	226	196	594	876	
	Lincoln Co SO	Adult Female	2	0	0	0	2	0	0	0	0	2	
		Adult Male	2	0	0	0	2	0	0	0	0	2	
		Total	4	0	0	0	4	0	0	0	0	4	
Total			285	21	1	2	309	175	237	203	615	924	
<u>Logan County</u>	Chapmanvil le PD	Adult Female	6	0	0	0	6	2	10	6	18	24	
		Adult Male	3	0	0	0	3	4	15	13	32	35	
		Juvenile Female	0	0	0	0	0	0	0	1	1	1	
		Total	9	0	0	0	9	6	25	20	51	60	
	Logan Co SO		2	0	0	0	2	0	0	0	0	2	
		Adult Female	102	2	1	1	106	15	17	23	55	161	
		Adult Male	52	0	0	0	52	21	33	38	92	144	
		Juvenile Female	4	3	0	0	7	0	0	0	0	7	
		Juvenile Male	3	0	1	0	4	0	0	0	0	4	
		Total	163	5	2	1	171	36	50	61	147	318	
	Logan PD	Adult Female	67	0	0	0	67	15	41	24	80	147	
		Adult Male	20	0	0	0	20	9	28	25	62	82	

			Crimes Against Persons					Crimes Against Property					Total
			Assault Offenses	Forcible Sex Offenses	Murder	Other Crimes Against Persons	Total	Burglary/ B&E	Larceny	Other Crimes Against Property	Total		
<u>Logan County</u>	Logan PD	Juvenile Female	6	1	0	0	7	0	0	1	1	8	
		Juvenile Male	4	0	0	0	4	0	0	0	0	4	
		Total	97	1	0	0	98	24	69	50	143	241	
	Logan SP	Adult Female	168	3	0	1	172	71	151	117	339	511	
		Adult Male	112	0	1	0	113	94	237	119	450	563	
		Juvenile Female	13	2	0	0	15	0	1	2	3	18	
		Juvenile Male	11	3	0	0	14	0	1	0	1	15	
		Total	304	8	1	1	314	165	390	238	793	1,107	
	Total	573	14	3	2	592	231	534	369	1,134	1,726		
	<u>Marion County</u>	BCI - Fairmont	Adult Male	0	0	0	0	0	0	0	1	1	1
Total			0	0	0	0	0	0	0	1	1	1	
Fairmont Campus Police		Adult Female	2	0	0	0	2	0	4	1	5	7	
		Adult Male	3	0	0	0	3	0	15	1	16	19	
		Total	5	0	0	0	5	0	19	2	21	26	
Fairmont PD			1	0	0	0	1	0	1	1	2	3	
		Adult Female	94	10	0	2	106	57	106	122	285	391	
		Adult Male	97	1	0	0	98	65	131	123	319	417	
		Juvenile Female	24	5	0	7	36	0	3	1	4	40	
		Juvenile Male	15	3	0	0	18	0	1	0	1	19	
	Total	231	19	0	9	259	122	242	247	611	870		

			Crimes Against Persons					Crimes Against Property				Total	
			Assault Offenses	Forcible Sex Offenses	Murder	Other Crimes Against Persons	Total	Burglary/ B&E	Larceny	Other Crimes Against Property	Total		
<u>Marion County</u>	Fairmont SP	Adult Female	36	1	0	0	37	7	32	33	72	109	
		Adult Male	16	0	0	0	16	36	36	30	102	118	
		Juvenile Female	8	5	0	0	13	0	1	4	5	18	
		Juvenile Male	5	0	0	0	5	0	0	0	0	5	
		Total	65	6	0	0	71	43	69	67	179	250	
	Marion Co SO	Adult Female	29	1	0	0	30	9	21	11	41	71	
		Adult Male	19	0	0	0	19	14	42	19	75	94	
		Juvenile Female	7	5	0	0	12	0	0	0	0	12	
		Juvenile Male	3	2	0	0	5	0	0	0	0	5	
		Total	58	8	0	0	66	23	63	30	116	182	
	Monongah PD	Adult Female	0	0	0	0	0	0	0	1	1	1	
		Total	0	0	0	0	0	0	0	1	1	1	
	Total			359	33	0	9	401	188	393	348	929	1,330
	<u>Marshall County</u>	Benwood PD	Adult Female	1	0	0	0	1	0	0	0	0	1
Juvenile Male			1	0	0	0	1	0	0	0	0	1	
Total			2	0	0	0	2	0	0	0	0	2	
Glen Dale PD		Adult Female	5	0	0	1	6	2	7	11	20	26	
		Adult Male	3	0	0	0	3	2	8	13	23	26	
		Juvenile Male	2	1	0	0	3	0	0	0	0	3	
		Total	10	1	0	1	12	4	15	24	43	55	

			Crimes Against Persons					Crimes Against Property				Total
			Assault Offenses	Forcible Sex Offenses	Murder	Other Crimes Against Persons	Total	Burglary/ B&E	Larceny	Other Crimes Against Property	Total	
<u>Marshall County</u>	Marshall Co SO	Adult Female	100	1	0	0	101	17	39	42	98	199
		Adult Male	64	0	0	0	64	26	56	70	152	216
		Juvenile Female	18	4	0	1	23	0	2	0	2	25
		Juvenile Male	7	1	0	0	8	0	1	1	2	10
		Total	189	6	0	1	196	43	98	113	254	450
	Moundsville PD		1	0	0	0	1	1	1	0	2	3
		Adult Female	98	1	0	0	99	41	102	89	232	331
		Adult Male	74	0	0	0	74	42	104	84	230	304
		Juvenile Female	19	2	0	3	24	1	3	2	6	30
		Juvenile Male	10	1	0	0	11	0	9	1	10	21
		Total	202	4	0	3	209	85	219	176	480	689
	Moundsville SP	Adult Female	10	1	0	0	11	0	8	4	12	23
		Adult Male	17	0	0	0	17	4	9	9	22	39
		Juvenile Female	3	7	0	0	10	0	0	0	0	10
		Juvenile Male	2	0	0	0	2	0	0	0	0	2
		Total	32	8	0	0	40	4	17	13	34	74
	Total			435	19	0	5	459	136	349	326	811
<u>Mason County</u>	Mason Co SO	Adult Female	18	0	0	0	18	0	54	21	75	93
		Adult Male	12	0	0	0	12	0	94	25	119	131
		Juvenile Female	2	2	0	0	4	0	1	0	1	5

			Crimes Against Persons					Crimes Against Property				Total	
			Assault Offenses	Forcible Sex Offenses	Murder	Other Crimes Against Persons	Total	Burglary/ B&E	Larceny	Other Crimes Against Property	Total		
<u>Mason County</u>	Mason Co SO	Juvenile Male	3	0	0	0	3	0	0	1	1	4	
		Total	35	2	0	0	37	0	149	47	196	233	
	Mason PD	Adult Female	2	1	0	0	3	0	0	0	0	3	
		Adult Male	1	0	0	0	1	1	0	0	1	2	
		Juvenile Male	1	0	0	0	1	0	0	0	0	1	
		Total	4	1	0	0	5	1	0	0	1	6	
	New Haven PD	Adult Male	3	0	0	0	3	1	3	2	6	9	
		Juvenile Female	1	0	0	0	1	0	0	0	0	1	
		Total	4	0	0	0	4	1	3	2	6	10	
	Point Pleasant PD	Adult Female	32	1	0	0	33	18	59	31	108	141	
		Adult Male	36	0	0	0	36	7	56	29	92	128	
		Juvenile Female	3	3	0	1	7	0	0	0	0	7	
		Juvenile Male	5	0	0	0	5	0	1	0	1	6	
		Total	76	4	0	1	81	25	116	60	201	282	
	Point Pleasant SP	Adult Female	19	0	0	0	19	13	22	19	54	73	
		Adult Male	9	0	0	0	9	25	37	24	86	95	
		Juvenile Female	2	6	0	0	8	0	0	1	1	9	
		Juvenile Male	0	1	0	0	1	0	0	0	0	1	
		Total	30	7	0	0	37	38	59	44	141	178	
	Total			149	14	0	1	164	65	327	153	545	709

			Crimes Against Persons					Crimes Against Property				Total	
			Assault Offenses	Forcible Sex Offenses	Murder	Other Crimes Against Persons	Total	Burglary/ B&E	Larceny	Other Crimes Against Property	Total		
<u>McDowell County</u>	Mc Dowell Co SO	Adult Female	67	0	0	1	68	16	25	17	58	126	
		Adult Male	36	0	0	0	36	17	32	27	76	112	
		Juvenile Female	2	1	0	0	3	0	0	0	0	3	
		Juvenile Male	3	0	0	0	3	0	0	0	0	3	
		Total	108	1	0	1	110	33	57	44	134	244	
	Welch PD	Adult Female	2	0	0	0	2	0	0	0	0	2	
		Adult Male	4	0	0	0	4	0	1	0	1	5	
		Total	6	0	0	0	6	0	1	0	1	7	
	Welch SP	Adult Female	54	0	0	0	54	12	9	5	26	80	
		Adult Male	33	0	1	0	34	8	28	9	45	79	
		Juvenile Female	3	2	0	0	5	0	0	0	0	5	
		Juvenile Male	5	0	0	0	5	0	0	0	0	5	
		Total	95	2	1	0	98	20	37	14	71	169	
	Total			209	3	1	1	214	53	95	58	206	420
	<u>Mercer County</u>	BCI - Bluefield	Adult Male	1	0	0	0	1	0	0	0	0	1
			Total	1	0	0	0	1	0	0	0	0	1
Bluefield PD			0	0	0	0	0	1	0	0	1	1	
		Adult Female	124	5	1	1	131	20	87	83	190	321	
		Adult Male	98	0	2	0	100	44	96	78	218	318	
		Juvenile Female	12	1	0	0	13	0	1	3	4	17	

			Crimes Against Persons					Crimes Against Property				Total
			Assault Offenses	Forcible Sex Offenses	Murder	Other Crimes Against Persons	Total	Burglary/ B&E	Larceny	Other Crimes Against Property	Total	
<u>Mercer County</u>	Bluefield PD	Juvenile Male	12	0	0	0	12	1	0	0	1	13
		Total	246	6	3	1	256	66	184	164	414	670
	Concord College Security	Adult Female	4	3	0	0	7	1	3	0	4	11
		Adult Male	4	0	0	0	4	7	3	2	12	16
		Total	8	3	0	0	11	8	6	2	16	27
	Mercer Co SO	Adult Female	160	3	0	1	164	72	101	119	292	456
		Adult Male	101	0	2	0	103	99	156	98	353	456
		Juvenile Female	12	9	0	0	21	0	5	3	8	29
		Juvenile Male	14	1	0	0	15	0	2	2	4	19
		Total	287	13	2	1	303	171	264	222	657	960
	Princeton PD		1	0	0	0	1	0	0	1	1	2
		Adult Female	119	2	0	4	125	30	89	90	209	334
		Adult Male	87	0	1	0	88	40	119	106	265	353
		Juvenile Female	11	0	0	0	11	0	7	4	11	22
		Juvenile Male	25	0	0	0	25	0	2	4	6	31
		Total	243	2	1	4	250	70	217	205	492	742
	Princeton SP		0	0	0	0	0	0	1	0	1	1
		Adult Female	98	2	0	0	100	39	105	105	249	349
		Adult Male	124	0	0	0	124	75	144	100	319	443
		Juvenile Female	10	4	0	4	18	0	5	2	7	25

			Crimes Against Persons					Crimes Against Property				Total
			Assault Offenses	Forcible Sex Offenses	Murder	Other Crimes Against Persons	Total	Burglary/ B&E	Larceny	Other Crimes Against Property	Total	
<u>Mercer County</u>	Princeton SP	Juvenile Male	18	2	0	0	20	0	1	1	2	22
		Total	250	8	0	4	262	114	256	208	578	840
	Turnpike - Mercer	Adult Female	1	0	0	0	1	0	0	2	2	3
		Adult Male	0	0	0	0	0	0	0	2	2	2
		Total	1	0	0	0	1	0	0	4	4	5
	Total			1,036	32	6	10	1,084	429	927	805	2,161
<u>Mineral County</u>	Keyser PD	Adult Female	16	2	0	0	18	12	37	27	76	94
		Adult Male	28	0	0	0	28	16	36	18	70	98
		Juvenile Female	5	5	0	0	10	0	1	0	1	11
		Juvenile Male	7	0	0	0	7	0	3	0	3	10
		Total	56	7	0	0	63	28	77	45	150	213
	Keyser SP	Adult Female	98	3	0	0	101	50	55	80	185	286
		Adult Male	73	2	0	0	75	54	72	62	188	263
		Juvenile Female	10	6	1	0	17	0	3	1	4	21
		Juvenile Male	9	2	0	0	11	1	1	0	2	13
		Total	190	13	1	0	204	105	131	143	379	583
	Mineral Co SO	Adult Female	74	0	0	0	74	9	8	19	36	110
		Adult Male	43	0	0	0	43	2	10	17	29	72
		Juvenile Female	11	8	0	1	20	0	0	0	0	20
		Juvenile Male	4	0	0	1	5	0	0	1	1	6

		Crimes Against Persons					Crimes Against Property				Total	
		Assault Offenses	Forcible Sex Offenses	Murder	Other Crimes Against Persons	Total	Burglary/ B&E	Larceny	Other Crimes Against Property	Total		
<u>Mineral County</u>	Mineral Co CC	Total	132	8	0	2	142	11	18	37	66	208
	Potomac State College		0	0	0	0	0	0	1	0	1	1
		Adult Female	3	1	0	0	4	2	1	1	4	8
		Adult Male	5	0	0	0	5	0	3	2	5	10
		Juvenile Female	0	1	0	0	1	0	0	0	0	1
	Total	8	2	0	0	10	2	5	3	10	20	
Total	386	30	1	2	419	146	231	228	605	1,024		
<u>Mingo County</u>	Gilbert SP	Adult Female	35	1	0	0	36	15	29	17	61	97
		Adult Male	26	0	0	0	26	21	32	19	72	98
		Juvenile Female	3	0	0	0	3	0	0	2	2	5
		Juvenile Male	3	0	0	0	3	0	0	0	0	3
		Total	67	1	0	0	68	36	61	38	135	203
	Mingo Co SO	Adult Female	40	0	0	0	40	1	3	4	8	48
		Adult Male	15	0	0	0	15	4	3	3	10	25
		Juvenile Female	1	1	0	0	2	0	0	0	0	2
		Juvenile Male	1	0	0	0	1	0	0	0	0	1
		Total	57	1	0	0	58	5	6	7	18	76
	Williamson PD	Adult Female	14	2	0	0	16	6	8	14	28	44
		Adult Male	11	0	0	0	11	3	12	12	27	38
		Juvenile Female	2	0	0	0	2	0	0	0	0	2

			Crimes Against Persons					Crimes Against Property					Total
			Assault Offenses	Forcible Sex Offenses	Murder	Other Crimes Against Persons	Total	Burglary/ B&E	Larceny	Other Crimes Against Property	Total		
<u>Mingo County</u>	Williamson PD	Juvenile Male	1	0	0	0	1	0	0	0	0	1	
		Total	28	2	0	0	30	9	20	26	55	85	
	Williamson SP	Adult Female	50	4	0	0	54	18	40	36	94	148	
		Adult Male	43	0	0	0	43	24	61	41	126	169	
		Juvenile Female	6	3	0	1	10	0	0	0	0	10	
		Juvenile Male	3	0	0	0	3	0	1	0	1	4	
		Total	102	7	0	1	110	42	102	77	221	331	
Total	254	11	0	1	266	92	189	148	429	695			
<u>Monongalia County</u>	Granville PD	Adult Female	8	1	0	0	9	6	16	10	32	41	
		Adult Male	5	0	0	0	5	2	9	5	16	21	
		Juvenile Female	0	1	0	0	1	0	0	0	0	1	
		Juvenile Male	1	1	0	0	2	0	0	0	0	2	
		Total	14	3	0	0	17	8	25	15	48	65	
	Monongalia Co SO		3	0	0	0	3	1	0	2	3	6	
		Adult Female	97	4	1	0	102	59	130	89	278	380	
		Adult Male	74	0	1	0	75	114	160	113	387	462	
		Juvenile Female	13	7	0	2	22	1	7	3	11	33	
		Juvenile Male	7	2	0	0	9	0	3	0	3	12	
		Total	194	13	2	2	211	175	300	207	682	893	
	Morgantown		0	0	0	0	0	2	3	6	11	11	

			Crimes Against Persons					Crimes Against Property				Total
			Assault Offenses	Forcible Sex Offenses	Murder	Other Crimes Against Persons	Total	Burglary/ B&E	Larceny	Other Crimes Against Property	Total	
<u>Monongalia</u> <u>County</u>	Morgantown PD	Adult Female	148	16	0	1	165	103	298	270	671	836
		Adult Male	194	3	2	1	200	220	302	376	898	1,098
		Juvenile Female	17	4	0	0	21	1	6	5	12	33
		Juvenile Male	9	1	0	0	10	1	6	0	7	17
		Total	368	24	2	2	396	327	615	657	1,599	1,995
	Morgantown SP	Adult Female	122	5	0	1	128	70	130	142	342	470
		Adult Male	68	1	1	1	71	105	169	141	415	486
		Juvenile Female	10	6	0	2	18	0	3	0	3	21
		Juvenile Male	5	1	0	0	6	0	0	4	4	10
		Total	205	13	1	4	223	175	302	287	764	987
	Westover PD	Adult Female	14	4	0	0	18	2	2	1	5	23
		Adult Male	12	0	0	0	12	4	6	7	17	29
		Juvenile Female	2	0	0	0	2	0	0	0	0	2
		Juvenile Male	1	1	0	0	2	0	0	0	0	2
		Total	29	5	0	0	34	6	8	8	22	56
	WV UNIVERSIT Y - POLICE		1	0	0	0	1	0	1	1	2	3
		Adult Female	49	5	0	0	54	1	44	36	81	135
		Adult Male	77	0	0	0	77	2	95	43	140	217
		Juvenile Female	1	0	0	0	1	0	2	0	2	3
		Juvenile Male	0	0	0	0	0	0	2	0	2	2

			Crimes Against Persons					Crimes Against Property				Total
			Assault Offenses	Forcible Sex Offenses	Murder	Other Crimes Against Persons	Total	Burglary/ B&E	Larceny	Other Crimes Against Property	Total	
<u>Monongalia County</u>	WV UNEMPLOYED	Total	128	5	0	0	133	3	144	80	227	360
	Total		938	63	5	8	1,014	694	1,394	1,254	3,342	4,356
<u>Monroe County</u>	Monroe Co SO	Adult Female	18	0	0	0	18	5	6	3	14	32
		Adult Male	8	0	0	0	8	9	18	11	38	46
		Juvenile Female	1	4	0	3	8	0	0	0	0	8
		Juvenile Male	0	0	0	1	1	0	0	0	0	1
		Total	27	4	0	4	35	14	24	14	52	87
	Union SP	Adult Female	13	0	0	0	13	5	21	8	34	47
		Adult Male	12	0	0	0	12	23	21	41	85	97
		Juvenile Female	1	3	0	0	4	0	0	0	0	4
		Juvenile Male	2	0	0	0	2	0	0	0	0	2
		Total	28	3	0	0	31	28	42	49	119	150
Total		55	7	0	4	66	42	66	63	171	237	
<u>Morgan County</u>	Berkeley Springs SP	Adult Female	36	0	0	0	36	13	31	21	65	101
		Adult Male	14	0	0	0	14	24	35	29	88	102
		Juvenile Female	1	0	0	0	1	0	0	0	0	1
		Juvenile Male	0	0	0	0	0	0	1	0	1	1
		Total	51	0	0	0	51	37	67	50	154	205
	Morgan Co SO	Adult Female	41	0	0	0	41	24	30	34	88	129
		Adult Male	43	0	0	0	43	24	46	50	120	163

			Crimes Against Persons					Crimes Against Property				Total
			Assault Offenses	Forcible Sex Offenses	Murder	Other Crimes Against Persons	Total	Burglary/ B&E	Larceny	Other Crimes Against Property	Total	
<u>Morgan County</u>	Morgan Co SO	Juvenile Female	10	5	0	1	16	0	0	0	0	16
		Juvenile Male	14	2	0	0	16	0	0	0	0	16
		Total	108	7	0	1	116	48	76	84	208	324
	Total	159	7	0	1	167	85	143	134	362	529	
<u>Nicholas County</u>	Nicholas Co SO		1	0	0	0	1	0	0	1	1	2
		Adult Female	188	2	0	0	190	38	79	55	172	362
		Adult Male	134	0	1	0	135	46	100	69	215	350
		Juvenile Female	15	3	0	1	19	1	2	0	3	22
		Juvenile Male	18	0	0	0	18	1	3	1	5	23
		Total	356	5	1	1	363	86	184	126	396	759
	Richwood SP	Adult Female	7	0	0	0	7	1	7	7	15	22
		Adult Male	8	0	0	0	8	2	12	4	18	26
		Juvenile Female	3	0	0	2	5	1	0	0	1	6
		Juvenile Male	1	1	0	0	2	0	0	0	0	2
		Total	19	1	0	2	22	4	19	11	34	56
	Summersvill e PD		1	0	0	0	1	0	0	0	0	1
		Adult Female	24	0	0	0	24	4	23	10	37	61
Adult Male		14	0	0	0	14	6	18	12	36	50	
Juvenile Female		3	0	0	0	3	0	1	0	1	4	
Juvenile Male		2	0	0	0	2	0	0	0	0	2	

		Crimes Against Persons					Crimes Against Property				Total	
		Assault Offenses	Forcible Sex Offenses	Murder	Other Crimes Against Persons	Total	Burglary/B&E	Larceny	Other Crimes Against Property	Total		
<u>Nicholas County</u>	Summersville PD	Total	44	0	0	0	44	10	42	22	74	118
	Summersville SP	Adult Female	14	0	0	0	14	0	14	11	25	39
		Adult Male	14	0	0	0	14	9	24	18	51	65
		Juvenile Female	1	0	0	1	2	0	0	0	0	2
		Juvenile Male	0	0	0	0	0	0	2	1	3	3
		Total	29	0	0	1	30	9	40	30	79	109
	WV Drug	Adult Female	0	0	1	0	1	0	0	0	0	1
		Adult Male	0	0	1	0	1	0	0	0	0	1
		Total	0	0	2	0	2	0	0	0	0	2
	Total		448	6	3	4	461	109	285	189	583	1,044
<u>Ohio County</u>	Bethlehem PD	Adult Female	1	0	0	0	1	1	2	1	4	5
		Adult Male	0	0	0	0	0	4	0	1	5	5
		Total	1	0	0	0	1	5	2	2	9	10
	Ohio Co SO	Adult Female	47	1	0	0	48	19	25	15	59	107
		Adult Male	35	0	0	0	35	28	25	27	80	115
		Juvenile Female	8	2	0	2	12	0	0	0	0	12
		Juvenile Male	6	1	0	0	7	0	1	0	1	8
		Total	96	4	0	2	102	47	51	42	140	242
	Wheeling PD		30	0	0	0	30	17	38	33	88	118
		Adult Female	392	8	0	0	400	77	197	212	486	886

			Crimes Against Persons					Crimes Against Property				Total
			Assault Offenses	Forcible Sex Offenses	Murder	Other Crimes Against Persons	Total	Burglary/ B&E	Larceny	Other Crimes Against Property	Total	
<u>Ohio County</u>	Wheeling PD	Adult Male	272	1	0	0	273	83	223	208	514	787
		Juvenile Female	52	12	0	1	65	1	4	1	6	71
		Juvenile Male	40	1	0	0	41	2	15	3	20	61
		Total	786	22	0	1	809	180	477	457	1,114	1,923
	Wheeling SP	Adult Female	10	1	0	0	11	4	10	7	21	32
		Adult Male	8	0	0	0	8	3	23	11	37	45
		Juvenile Female	7	5	0	0	12	0	0	1	1	13
		Juvenile Male	3	1	0	0	4	0	0	2	2	6
		Total	28	7	0	0	35	7	33	21	61	96
	Total			911	33	0	3	947	239	563	522	1,324
<u>Pendleton County</u>	Franklin SP	Adult Female	22	1	0	0	23	4	6	13	23	46
		Adult Male	20	0	0	0	20	4	4	12	20	40
		Juvenile Female	2	1	0	0	3	0	0	0	0	3
		Total	44	2	0	0	46	8	10	25	43	89
	Total			44	2	0	0	46	8	10	25	43
<u>Pleasants County</u>	Pleasants Co SO	Adult Female	3	0	0	0	3	0	0	0	0	3
		Adult Male	6	0	0	0	6	0	0	0	0	6
		Juvenile Male	1	0	0	0	1	0	0	0	0	1
		Total	10	0	0	0	10	0	0	0	0	10
	St Marys	Adult Female	3	0	0	0	3	2	4	6	12	15

			Crimes Against Persons					Crimes Against Property				Total	
			Assault Offenses	Forcible Sex Offenses	Murder	Other Crimes Against Persons	Total	Burglary/ B&E	Larceny	Other Crimes Against Property	Total		
<u>Pleasants County</u>	St Marys SP	Adult Male	4	0	0	0	4	1	2	5	8	12	
		Juvenile Female	0	2	0	0	2	0	0	0	0	2	
		Juvenile Male	1	1	0	1	3	0	0	0	0	3	
		Total	8	3	0	1	12	3	6	11	20	32	
	Total	18	3	0	1	22	3	6	11	20	42		
<u>Pocahontas County</u>	Marlinton SP	Adult Female	35	0	1	0	36	3	12	18	33	69	
		Adult Male	22	1	2	0	25	5	32	24	61	86	
		Juvenile Female	2	2	0	0	4	0	0	1	1	5	
		Juvenile Male	5	0	0	0	5	0	0	0	0	5	
		Total	64	3	3	0	70	8	44	43	95	165	
	Pocahontas Co SO			3	0	0	0	3	0	3	2	5	8
		Adult Female	17	0	0	0	17	0	4	7	11	28	
		Adult Male	10	0	2	0	12	2	8	5	15	27	
		Juvenile Female	3	0	0	1	4	0	0	0	0	4	
		Juvenile Male	2	2	0	0	4	0	1	0	1	5	
		Total	35	2	2	1	40	2	16	14	32	72	
	Total	99	5	5	1	110	10	60	57	127	237		
<u>Preston County</u>	Kingwood PD	Adult Female	5	0	0	0	5	3	4	4	11	16	
		Adult Male	4	0	0	0	4	2	2	7	11	15	
		Juvenile Female	1	0	0	0	1	0	0	0	0	1	

			Crimes Against Persons					Crimes Against Property				Total
			Assault Offenses	Forcible Sex Offenses	Murder	Other Crimes Against Persons	Total	Burglary/ B&E	Larceny	Other Crimes Against Property	Total	
<u>Preston County</u>	Kingwood SO	Total	10	0	0	0	10	5	6	11	22	32
	Kingwood SP	Adult Female	34	1	0	0	35	26	25	40	91	126
		Adult Male	29	0	0	1	30	34	41	42	117	147
		Juvenile Female	5	6	0	0	11	0	0	0	0	11
		Juvenile Male	6	0	0	0	6	0	1	0	1	7
		Total	74	7	0	1	82	60	67	82	209	291
	Preston Co SO		1	0	0	0	1	1	1	0	2	3
		Adult Female	77	4	0	0	81	40	48	38	126	207
		Adult Male	54	0	0	0	54	67	73	39	179	233
		Juvenile Female	10	4	0	0	14	0	3	0	3	17
		Juvenile Male	12	1	0	2	15	0	1	0	1	16
		Total	154	9	0	2	165	108	126	77	311	476
	Total			238	16	0	3	257	173	199	170	542
<u>Putnam County</u>	Eleanor PD	Adult Female	2	0	0	0	2	0	0	0	0	2
		Adult Male	0	0	0	0	0	0	2	0	2	2
		Total	2	0	0	0	2	0	2	0	2	4
	Hurricane PD	Adult Female	10	2	0	0	12	9	47	28	84	96
		Adult Male	16	2	0	0	18	18	63	32	113	131
		Juvenile Female	11	7	0	1	19	0	2	2	4	23
		Juvenile Male	4	0	0	0	4	0	2	2	4	8

		Crimes Against Persons					Crimes Against Property				Total	
		Assault Offenses	Forcible Sex Offenses	Murder	Other Crimes Against Persons	Total	Burglary/ B&E	Larceny	Other Crimes Against Property	Total		
<u>Putnam County</u>	Hurricane SP	Total	41	11	0	1	53	27	114	64	205	258
	Putnam Co SO		1	1	0	0	2	0	0	1	1	3
		Adult Female	57	3	0	0	60	32	79	60	171	231
		Adult Male	47	0	0	0	47	36	132	53	221	268
		Juvenile Female	3	4	0	2	9	0	1	0	1	10
		Juvenile Male	6	2	0	0	8	0	1	1	2	10
		Total	114	10	0	2	126	68	213	115	396	522
	Winfield SP	Adult Female	37	1	0	0	38	13	78	67	158	196
		Adult Male	34	0	2	0	36	29	104	79	212	248
		Juvenile Female	5	4	0	2	11	0	1	1	2	13
		Juvenile Male	7	2	0	0	9	0	1	0	1	10
		Total	83	7	2	2	94	42	184	147	373	467
	Total	240	28	2	5	275	137	513	326	976	1,251	
	<u>Raleigh County</u>	BCI - Beckley	Adult Female	0	0	0	0	0	0	1	0	1
Total			0	0	0	0	0	0	1	0	1	1
Beckley PD			1	0	0	0	1	0	0	0	0	1
		Adult Female	620	16	1	4	641	181	418	432	1,031	1,672
		Adult Male	413	2	2	1	418	199	312	386	897	1,315
		Juvenile Female	82	11	0	1	94	5	17	7	29	123
		Juvenile Male	59	2	0	0	61	4	17	4	25	86

		Crimes Against Persons					Crimes Against Property				Total	
		Assault Offenses	Forcible Sex Offenses	Murder	Other Crimes Against Persons	Total	Burglary/ B&E	Larceny	Other Crimes Against Property	Total		
<u>Raleigh County</u>	Beckley PD	Total	1,175	31	3	6	1,215	389	764	829	1,982	3,197
	Beckley SP		0	0	0	0	0	0	1	2	3	3
		Adult Female	92	3	0	0	95	52	107	114	273	368
		Adult Male	74	1	0	1	76	56	180	120	356	432
		Juvenile Female	2	7	0	4	13	0	3	5	8	21
		Juvenile Male	7	2	0	0	9	0	5	2	7	16
		Total	175	13	0	5	193	108	296	243	647	840
	Raleigh Co SO	Adult Female	282	8	3	2	295	141	150	213	504	799
		Adult Male	235	1	2	1	239	197	227	242	666	905
		Juvenile Female	26	17	0	5	48	1	3	5	9	57
		Juvenile Male	35	8	0	1	44	1	2	5	8	52
		Total	578	34	5	9	626	340	382	465	1,187	1,813
	Turnpike - Raleigh	Adult Female	1	0	0	0	1	0	4	0	4	5
		Adult Male	0	0	0	0	0	0	2	4	6	6
Total		1	0	0	0	1	0	6	4	10	11	
Total		1,929	78	8	20	2,035	837	1,449	1,541	3,827	5,862	
<u>Randolph County</u>	Elkins PD	Adult Female	66	3	0	1	70	20	69	56	145	215
		Adult Male	70	0	1	1	72	32	79	58	169	241
		Juvenile Female	12	0	0	0	12	1	2	1	4	16
		Juvenile Male	4	0	0	0	4	0	2	1	3	7

		Crimes Against Persons					Crimes Against Property				Total	
		Assault Offenses	Forcible Sex Offenses	Murder	Other Crimes Against Persons	Total	Burglary/ B&E	Larceny	Other Crimes Against Property	Total		
<u>Randolph County</u>	Elkins PD	Total	152	3	1	2	158	53	152	116	321	479
	Elkins SP	Adult Female	75	2	0	0	77	19	62	69	150	227
		Adult Male	56	1	0	0	57	37	75	74	186	243
		Juvenile Female	12	13	0	2	27	0	0	0	0	27
		Juvenile Male	7	1	0	0	8	0	0	1	1	9
		Total	150	17	0	2	169	56	137	144	337	506
	Randolph Co SO		2	0	0	0	2	0	0	0	0	2
		Adult Female	27	0	0	1	28	11	8	11	30	58
		Adult Male	34	0	0	0	34	16	12	27	55	89
		Juvenile Female	4	0	0	0	4	0	0	0	0	4
		Juvenile Male	5	0	0	0	5	0	0	0	0	5
		Total	72	0	0	1	73	27	20	38	85	158
	Total		374	20	1	5	400	136	309	298	743	1,143
<u>Ritchie County</u>	Harrisville PD	Adult Female	2	0	0	0	2	3	2	3	8	10
		Adult Male	4	0	0	0	4	3	5	1	9	13
		Juvenile Male	1	0	0	0	1	0	0	0	0	1
		Total	7	0	0	0	7	6	7	4	17	24
	Harrisville SP	Adult Female	26	3	0	0	29	7	12	11	30	59
		Adult Male	16	0	0	0	16	10	17	24	51	67
		Juvenile Female	1	3	0	0	4	0	0	0	0	4

			Crimes Against Persons					Crimes Against Property					Total
			Assault Offenses	Forcible Sex Offenses	Murder	Other Crimes Against Persons	Total	Burglary/ B&E	Larceny	Other Crimes Against Property	Total		
<u>Ritchie County</u>	Harrisville SP	Juvenile Male	2	0	0	0	2	0	0	0	0	2	
		Total	45	6	0	0	51	17	29	35	81	132	
	Ritchie Co SO		0	0	0	0	0	0	1	0	1	1	
		Adult Female	18	1	0	0	19	3	9	5	17	36	
		Adult Male	21	0	0	0	21	15	21	17	53	74	
		Juvenile Female	3	3	0	1	7	0	1	0	1	8	
		Juvenile Male	1	0	0	0	1	0	1	1	2	3	
		Total	43	4	0	1	48	18	33	23	74	122	
Total	95	10	0	1	106	41	69	62	172	278			
<u>Roane County</u>	Roane Co SO	Adult Female	25	0	0	0	25	0	10	7	17	42	
		Adult Male	25	0	0	0	25	3	21	10	34	59	
		Juvenile Female	4	2	0	0	6	0	1	0	1	7	
		Juvenile Male	2	0	0	0	2	0	1	0	1	3	
		Total	56	2	0	0	58	3	33	17	53	111	
	Spencer PD	Adult Female	20	2	0	0	22	2	10	11	23	45	
		Adult Male	23	0	0	1	24	5	13	16	34	58	
		Juvenile Female	0	0	0	0	0	0	2	0	2	2	
		Juvenile Male	5	0	0	0	5	0	1	0	1	6	
		Total	48	2	0	1	51	7	26	27	60	111	
	Spencer SP	Adult Female	24	0	0	0	24	2	5	8	15	39	

			Crimes Against Persons					Crimes Against Property				Total
			Assault Offenses	Forcible Sex Offenses	Murder	Other Crimes Against Persons	Total	Burglary/ B&E	Larceny	Other Crimes Against Property	Total	
<u>Roane County</u>	Spencer SP	Adult Male	25	0	0	0	25	7	20	19	46	71
		Juvenile Female	4	2	0	0	6	0	0	0	0	6
		Juvenile Male	2	1	0	0	3	0	0	0	0	3
		Total	55	3	0	0	58	9	25	27	61	119
	Total	159	7	0	1	167	19	84	71	174	341	
<u>Summers County</u>	Hinton PD	Adult Female	34	2	0	0	36	10	15	10	35	71
		Adult Male	24	0	0	0	24	17	27	18	62	86
		Juvenile Female	5	1	0	0	6	0	1	0	1	7
		Juvenile Male	2	0	0	0	2	0	0	0	0	2
		Total	65	3	0	0	68	27	43	28	98	166
	Hinton SP	Adult Female	16	0	0	1	17	9	10	24	43	60
		Adult Male	8	0	0	0	8	36	30	14	80	88
		Juvenile Female	2	3	0	0	5	0	0	0	0	5
		Total	26	3	0	1	30	45	40	38	123	153
	Summers Co SO	Adult Female	18	1	0	0	19	2	16	15	33	52
		Adult Male	17	0	0	0	17	4	26	15	45	62
		Juvenile Female	2	0	0	0	2	1	0	0	1	3
		Total	37	1	0	0	38	7	42	30	79	117
	Total	128	7	0	1	136	79	125	96	300	436	
<u>Taylor</u>	Grafton PD	Adult Female	5	0	0	0	5	0	1	0	1	6

			Crimes Against Persons					Crimes Against Property				Total
			Assault Offenses	Forcible Sex Offenses	Murder	Other Crimes Against Persons	Total	Burglary/ B&E	Larceny	Other Crimes Against Property	Total	
<u>Taylor County</u>	Grafton PD	Adult Male	1	0	0	0	1	2	0	0	2	3
		Total	6	0	0	0	6	2	1	0	3	9
	Grafton SP	Adult Female	2	0	0	0	2	2	2	4	8	10
		Adult Male	1	1	0	0	2	3	5	1	9	11
		Juvenile Male	1	0	0	0	1	0	0	0	0	1
		Total	4	1	0	0	5	5	7	5	17	22
	Taylor Co SO	Adult Male	1	0	0	0	1	3	1	0	4	5
		Total	1	0	0	0	1	3	1	0	4	5
Total			11	1	0	0	12	10	9	5	24	36
<u>Tucker County</u>	Parsons PD	Adult Female	3	0	0	0	3	1	3	3	7	10
		Adult Male	4	0	0	0	4	1	2	1	4	8
		Juvenile Female	0	0	0	0	0	0	2	0	2	2
		Juvenile Male	0	0	0	0	0	0	1	0	1	1
		Total	7	0	0	0	7	2	8	4	14	21
	Parsons SP	Adult Female	11	1	0	0	12	2	9	7	18	30
		Adult Male	23	0	0	0	23	5	18	23	46	69
		Juvenile Female	1	1	0	0	2	0	2	0	2	4
		Juvenile Male	1	0	0	0	1	0	0	0	0	1
		Total	36	2	0	0	38	7	29	30	66	104
	Tucker Co	Adult Female	10	0	0	0	10	0	2	2	4	14

			Crimes Against Persons					Crimes Against Property				Total
			Assault Offenses	Forcible Sex Offenses	Murder	Other Crimes Against Persons	Total	Burglary/ B&E	Larceny	Other Crimes Against Property	Total	
<u>Tucker County</u>	Tucker Co SO	Adult Male	7	0	0	0	7	2	10	5	17	24
		Juvenile Male	1	0	0	0	1	0	0	0	0	1
		Total	18	0	0	0	18	2	12	7	21	39
	Total	61	2	0	0	63	11	49	41	101	164	
<u>Tyler County</u>	Paden City PD	Adult Female	1	0	0	0	1	0	0	0	0	1
		Total	1	0	0	0	1	0	0	0	0	1
	Tyler Co SO	Adult Female	16	1	0	0	17	7	10	13	30	47
		Adult Male	8	0	1	0	9	5	16	16	37	46
		Juvenile Female	4	3	0	1	8	0	0	0	0	8
		Juvenile Male	1	0	0	0	1	0	0	0	0	1
		Total	29	4	1	1	35	12	26	29	67	102
	Total	30	4	1	1	36	12	26	29	67	103	
<u>Upshur County</u>	Buckhann n PD	Adult Female	28	4	0	1	33	6	23	19	48	81
		Adult Male	23	0	0	0	23	15	23	22	60	83
		Juvenile Female	2	0	0	2	4	0	0	0	0	4
		Juvenile Male	4	0	0	0	4	0	0	1	1	5
		Total	57	4	0	3	64	21	46	42	109	173
	Buckhann n SP	Adult Female	48	0	0	0	48	4	16	30	50	98
		Adult Male	23	0	0	0	23	7	27	35	69	92
		Juvenile Female	4	4	0	4	12	0	0	0	0	12

			Crimes Against Persons					Crimes Against Property				Total
			Assault Offenses	Forcible Sex Offenses	Murder	Other Crimes Against Persons	Total	Burglary/ B&E	Larceny	Other Crimes Against Property	Total	
<u>Upshur County</u>	Buckhannon SP	Juvenile Male	4	0	0	0	4	0	1	0	1	5
		Total	79	4	0	4	87	11	44	65	120	207
	Upshur Co SO	Adult Female	17	1	0	0	18	2	4	5	11	29
		Adult Male	9	0	0	0	9	5	14	11	30	39
		Juvenile Female	8	2	0	0	10	0	0	1	1	11
		Juvenile Male	8	0	0	0	8	0	0	1	1	9
		Total	42	3	0	0	45	7	18	18	43	88
Total	178	11	0	7	196	39	108	125	272	468		
<u>Wayne County</u>	Ceredo PD	Adult Female	0	0	0	0	0	0	4	2	6	6
		Adult Male	1	0	0	0	1	1	9	3	13	14
		Juvenile Female	1	0	0	0	1	0	0	0	0	1
		Juvenile Male	1	0	0	0	1	0	0	0	0	1
		Total	3	0	0	0	3	1	13	5	19	22
	Fort Gay PD	Adult Female	2	0	0	0	2	0	2	0	2	4
		Adult Male	0	0	0	0	0	2	1	0	3	3
		Total	2	0	0	0	2	2	3	0	5	7
	Kenova PD	Adult Female	35	1	0	0	36	10	49	12	71	107
		Adult Male	25	0	0	0	25	17	49	23	89	114
		Juvenile Female	2	0	0	0	2	0	1	0	1	3
		Juvenile Male	3	1	0	0	4	0	0	1	1	5

		Crimes Against Persons					Crimes Against Property				Total	
		Assault Offenses	Forcible Sex Offenses	Murder	Other Crimes Against Persons	Total	Burglary/ B&E	Larceny	Other Crimes Against Property	Total		
<u>Wayne County</u>	Kenova PD	Total	65	2	0	0	67	27	99	36	162	229
	Wayne Co SO	Adult Female	43	0	0	0	43	23	9	0	32	75
		Adult Male	13	0	0	0	13	39	49	0	88	101
		Juvenile Female	1	0	0	0	1	0	0	0	0	1
		Total	57	0	0	0	57	62	58	0	120	177
	Wayne PD	Adult Female	4	0	0	0	4	0	2	0	2	6
		Adult Male	1	0	0	0	1	2	3	1	6	7
		Total	5	0	0	0	5	2	5	1	8	13
	Wayne SP	Adult Female	115	5	0	0	120	75	120	82	277	397
		Adult Male	58	1	1	0	60	95	141	104	340	400
		Juvenile Female	11	3	0	1	15	0	0	1	1	16
		Juvenile Male	4	1	0	2	7	0	1	0	1	8
		Total	188	10	1	3	202	170	262	187	619	821
	Total		320	12	1	3	336	264	440	229	933	1,269
	<u>Webster County</u>	Upperglade SP	Adult Female	20	0	0	0	20	5	15	12	32
Adult Male			8	0	1	0	9	4	22	8	34	43
Juvenile Male			1	1	0	0	2	0	1	1	2	4
Total			29	1	1	0	31	9	38	21	68	99
Total		29	1	1	0	31	9	38	21	68	99	
<u>Wetzel</u>	Hundred SP	Adult Female	20	1	0	0	21	8	7	13	28	49

			Crimes Against Persons					Crimes Against Property				Total	
			Assault Offenses	Forcible Sex Offenses	Murder	Other Crimes Against Persons	Total	Burglary/ B&E	Larceny	Other Crimes Against Property	Total		
<u>Wetzel County</u>	Hundred SP	Adult Male	12	0	0	0	12	5	19	21	45	57	
		Juvenile Female	0	1	0	0	1	0	1	0	1	2	
		Juvenile Male	4	0	0	0	4	0	1	0	1	5	
		Total	36	2	0	0	38	13	28	34	75	113	
	New Martinsville PD	Adult Female	6	0	0	0	6	4	4	5	13	19	
		Adult Male	4	0	0	0	4	1	9	1	11	15	
		Juvenile Female	1	1	0	1	3	0	0	0	0	3	
		Juvenile Male	1	1	0	0	2	0	0	0	0	2	
		Total	12	2	0	1	15	5	13	6	24	39	
	Paden City SP	Adult Female	11	0	0	0	11	1	6	4	11	22	
		Adult Male	13	0	0	0	13	4	9	10	23	36	
		Juvenile Female	0	0	0	1	1	0	0	0	0	1	
		Juvenile Male	2	0	0	0	2	0	0	0	0	2	
		Total	26	0	0	1	27	5	15	14	34	61	
	Wetzel Co SO	Adult Female	5	1	0	0	6	2	2	2	6	12	
		Adult Male	8	0	0	0	8	1	8	4	13	21	
		Juvenile Male	1	0	0	0	1	0	0	0	0	1	
		Total	14	1	0	0	15	3	10	6	19	34	
	Total			88	5	0	2	95	26	66	60	152	247
	<u>Wirt County</u>	Elizabeth	Adult Female	17	0	0	0	17	3	7	7	17	34

			Crimes Against Persons					Crimes Against Property				Total
			Assault Offenses	Forcible Sex Offenses	Murder	Other Crimes Against Persons	Total	Burglary/ B&E	Larceny	Other Crimes Against Property	Total	
<u>Wirt County</u>	Elizabeth SP	Adult Male	12	0	0	1	13	8	11	12	31	44
		Juvenile Female	3	0	0	0	3	0	1	2	3	6
		Juvenile Male	4	1	0	0	5	0	0	0	0	5
		Total	36	1	0	1	38	11	19	21	51	89
	Wirt Co SO	Adult Female	11	0	0	0	11	7	5	7	19	30
		Adult Male	13	0	0	0	13	14	11	21	46	59
		Juvenile Female	0	0	0	0	0	0	0	1	1	1
		Juvenile Male	2	0	0	0	2	0	0	0	0	2
		Total	26	0	0	0	26	21	16	29	66	92
	Total			62	1	0	1	64	32	35	50	117
<u>Wood County</u>	Parkersburg PD		0	0	0	0	0	0	2	0	2	2
		Adult Female	293	14	2	3	312	98	385	216	699	1,011
		Adult Male	176	2	1	0	179	132	374	247	753	932
		Juvenile Female	35	15	0	5	55	1	8	3	12	67
		Juvenile Male	36	7	0	3	46	2	9	4	15	61
		Total	540	38	3	11	592	233	778	470	1,481	2,073
	Parkersburg SP	Adult Female	14	0	0	0	14	10	29	23	62	76
		Adult Male	9	0	0	0	9	9	41	23	73	82
		Juvenile Female	2	4	0	0	6	0	0	0	0	6
		Juvenile Male	0	1	0	0	1	0	0	0	0	1

		Crimes Against Persons					Crimes Against Property				Total	
		Assault Offenses	Forcible Sex Offenses	Murder	Other Crimes Against Persons	Total	Burglary/ B&E	Larceny	Other Crimes Against Property	Total		
<u>Wood County</u>	Parkersburg PD	Total	25	5	0	0	30	19	70	46	135	165
	Vienna PD		3	0	0	0	3	0	0	2	2	5
		Adult Female	44	2	0	0	46	6	48	31	85	131
		Adult Male	45	0	0	0	45	10	44	31	85	130
		Juvenile Female	2	1	0	0	3	0	3	1	4	7
		Juvenile Male	14	0	0	0	14	0	1	1	2	16
		Total	108	3	0	0	111	16	96	66	178	289
	Wood Co SO		4	0	0	0	4	2	7	5	14	18
		Adult Female	175	13	0	0	188	46	110	68	224	412
		Adult Male	114	1	0	0	115	71	161	92	324	439
		Juvenile Female	25	23	0	2	50	1	2	3	6	56
		Juvenile Male	33	6	0	0	39	0	1	2	3	42
		Total	351	43	0	2	396	120	281	170	571	967
Total		1,024	89	3	13	1,129	388	1,225	752	2,365	3,494	
<u>Wyoming County</u>	Jesse SP	Adult Female	5	0	0	0	5	5	9	10	24	29
		Adult Male	3	0	0	0	3	5	14	6	25	28
		Juvenile Female	1	1	0	0	2	0	0	0	0	2
		Total	9	1	0	0	10	10	23	16	49	59
	Mullens PD	Adult Female	4	0	0	0	4	6	5	6	17	21
		Adult Male	4	0	0	0	4	6	3	1	10	14

			Crimes Against Persons					Crimes Against Property				Total
			Assault Offenses	Forcible Sex Offenses	Murder	Other Crimes Against Persons	Total	Burglary/ B&E	Larceny	Other Crimes Against Property	Total	
<u>Wyoming County</u>	Mullens PD	Juvenile Female	0	1	0	0	1	0	0	0	0	1
		Total	8	1	0	0	9	12	8	7	27	36
	Oceana PD		2	0	0	0	2	0	0	0	0	2
		Adult Female	14	1	0	0	15	6	28	7	41	56
		Adult Male	16	0	0	0	16	1	18	7	26	42
		Juvenile Female	1	0	0	0	1	0	0	0	0	1
		Juvenile Male	1	0	0	0	1	0	0	0	0	1
		Total	34	1	0	0	35	7	46	14	67	102
	Wyoming Co SO	Adult Female	29	1	0	0	30	34	80	31	145	175
		Adult Male	40	0	0	0	40	56	104	49	209	249
		Juvenile Female	5	2	0	0	7	0	1	0	1	8
		Juvenile Male	5	1	0	0	6	1	1	0	2	8
		Total	79	4	0	0	83	91	186	80	357	440
	Total		130	7	0	0	137	120	263	117	500	637
	Total			23,348	1,246	80	231	24,905	9,561	20,999	16,629	47,189

Age and Sex Of Offenders Known to Law Enforcement, Crimes Against Persons and Crimes Against Property

2010

NOTE:
See Appendix for list and definitions of offenses.
Larceny includes Motor Vehicle Theft

OFFENDERS			Crimes Against Persons					Crimes Against Property				Total
			Assault Offenses	Forcible Sex Offenses	Murder	Other Crimes Against Persons	Total	Burglary/ B&E	Larceny	Other Crimes Against Property	Total	
Barbour County	Barbour Co SO	Adult Female	7	0	0	0	7	0	1	3	4	11
		Adult Male	24	0	0	0	24	0	4	5	9	33
		Juvenile Male	1	0	0	0	1	0	0	1	1	2
		Total	32	0	0	0	32	0	5	9	14	46
	Belington PD	Adult Female	7	0	0	0	7	0	1	1	2	9
		Adult Male	22	0	0	1	23	2	3	9	14	37
		Total	29	0	0	1	30	2	4	10	16	46
	Philippi PD	Adult Female	3	0	0	0	3	0	2	1	3	6
		Adult Male	11	0	0	0	11	0	4	1	5	16
		Juvenile Female	1	0	0	0	1	0	0	0	0	1
		Juvenile Male	7	0	0	0	7	0	0	1	1	8
		Total	22	0	0	0	22	0	6	3	9	31
	Philippi SP	Adult Female	10	0	0	0	10	0	5	4	9	19
		Adult Male	45	4	0	0	49	7	11	10	28	77

			Crimes Against Persons					Crimes Against Property				Total
			Assault Offenses	Forcible Sex Offenses	Murder	Other Crimes Against Persons	Total	Burglary/ B&E	Larceny	Other Crimes Against Property	Total	
Barbour County	Philippi SP	Juvenile Male	2	0	0	0	2	1	0	2	3	5
		Total	57	4	0	0	61	8	16	16	40	101
	Total	140	4	0	1	145	10	31	38	79	224	
Berkeley County	Berkeley Co SO		0	0	0	0	0	0	1	0	1	1
		Adult Female	97	0	0	2	99	12	48	53	113	212
		Adult Male	322	26	1	8	357	33	102	102	237	594
		Juvenile Female	26	1	0	0	27	0	6	5	11	38
		Juvenile Male	37	9	0	1	47	5	19	11	35	82
		Total	482	36	1	11	530	50	176	171	397	927
	Martinsburg PD		0	0	0	0	0	0	0	1	1	1
		Adult Female	83	2	0	1	86	10	200	89	299	385
		Adult Male	237	8	0	2	247	39	291	167	497	744
		Juvenile Female	20	0	0	0	20	0	60	3	63	83
		Juvenile Male	47	1	0	0	48	5	50	26	81	129
		Total	387	11	0	3	401	54	601	286	941	1,342
	Martinsburg SP	Adult Female	93	0	0	2	95	5	58	48	111	206
		Adult Male	251	21	0	8	280	39	103	138	280	560
		Juvenile Female	7	0	0	0	7	0	3	5	8	15
Juvenile Male		22	4	0	0	26	2	11	11	24	50	
Total		373	25	0	10	408	46	175	202	423	831	

			Crimes Against Persons					Crimes Against Property				Total
			Assault Offenses	Forcible Sex Offenses	Murder	Other Crimes Against Persons	Total	Burglary/ B&E	Larceny	Other Crimes Against Property	Total	
Berkeley County	tf Eastern Panhandle Drug & Vio	Adult Female	0	0	0	0	0	0	1	1	2	2
		Adult Male	0	0	0	0	0	5	0	5	10	10
		Total	0	0	0	0	0	5	1	6	12	12
	Total	1,242	72	1	24	1,339	155	953	665	1,773	3,112	
Boone County	Boone Co SO	Adult Female	8	0	0	0	8	1	2	2	5	13
		Adult Male	30	3	0	0	33	5	10	5	20	53
		Juvenile Female	4	0	0	0	4	0	0	0	0	4
		Juvenile Male	4	1	0	0	5	0	0	2	2	7
		Total	46	4	0	0	50	6	12	9	27	77
	DNR - 5 - Boone	Adult Male	0	0	0	0	0	0	0	1	1	1
		Total	0	0	0	0	0	0	0	1	1	1
	Madison SP	Adult Female	38	0	0	0	38	1	45	31	77	115
		Adult Male	91	6	0	1	98	12	90	61	163	261
		Juvenile Female	3	0	0	0	3	0	2	0	2	5
		Juvenile Male	5	3	0	0	8	3	6	4	13	21
		Total	137	9	0	1	147	16	143	96	255	402
	Whitesville SP	Adult Female	19	0	0	0	19	5	9	13	27	46
		Adult Male	33	0	0	0	33	10	11	19	40	73
		Juvenile Male	3	0	0	0	3	2	3	1	6	9

			Crimes Against Persons					Crimes Against Property				Total
			Assault Offenses	Forcible Sex Offenses	Murder	Other Crimes Against Persons	Total	Burglary/ B&E	Larceny	Other Crimes Against Property	Total	
Boone County	Whitesville	Total	55	0	0	0	55	17	23	33	73	128
	Total		238	13	0	1	252	39	178	139	356	608
Braxton County	Braxton Co SO	Adult Female	6	0	0	0	6	0	7	3	10	16
		Adult Male	28	0	0	0	28	1	3	10	14	42
		Juvenile Female	0	0	0	0	0	0	1	0	1	1
		Total	34	0	0	0	34	1	11	13	25	59
	Sutton SP	Adult Female	19	1	0	0	20	3	20	10	33	53
		Adult Male	48	5	0	1	54	8	26	18	52	106
		Juvenile Female	0	0	0	0	0	0	2	0	2	2
		Juvenile Male	2	1	0	0	3	0	1	1	2	5
		Total	69	7	0	1	77	11	49	29	89	166
	Total		103	7	0	1	111	12	60	42	114	225
Brooke County	Brooke Co SO		0	0	0	0	0	0	2	1	3	3
		Adult Female	13	0	0	0	13	2	8	10	20	33
		Adult Male	62	2	0	2	66	11	21	17	49	115
		Juvenile Female	2	0	0	0	2	0	0	2	2	4
		Juvenile Male	3	1	0	0	4	0	1	3	4	8
		Total	80	3	0	2	85	13	32	33	78	163
	Follansbee	Adult Female	4	0	0	0	4	0	1	1	2	6

			Crimes Against Persons					Crimes Against Property				Total	
			Assault Offenses	Forcible Sex Offenses	Murder	Other Crimes Against Persons	Total	Burglary/ B&E	Larceny	Other Crimes Against Property	Total		
Brooke County	Follansbee PD	Adult Male	10	2	0	0	12	4	7	2	13	25	
		Juvenile Male	4	0	0	0	4	0	1	0	1	5	
		Total	18	2	0	0	20	4	9	3	16	36	
	Wellsburg PD	Adult Female	7	0	0	0	7	0	4	2	6	13	
		Adult Male	25	1	1	0	27	8	11	8	27	54	
		Juvenile Female	2	0	0	0	2	0	0	0	0	2	
		Juvenile Male	1	0	0	0	1	1	0	4	5	6	
		Total	35	1	1	0	37	9	15	14	38	75	
	Wellsburg SP	Adult Female	5	0	0	0	5	0	1	0	1	6	
		Adult Male	10	5	0	0	15	3	5	3	11	26	
		Juvenile Male	0	0	0	0	0	0	1	0	1	1	
		Total	15	5	0	0	20	3	7	3	13	33	
	Total			148	11	1	2	162	29	63	53	145	307
	Cabell County	Barboursville PD	Adult Female	14	0	0	0	14	0	174	22	196	210
Adult Male			47	0	0	0	47	11	151	35	197	244	
Juvenile Female			1	0	0	0	1	0	24	0	24	25	
Juvenile Male			5	1	0	0	6	1	10	4	15	21	
Total			67	1	0	0	68	12	359	61	432	500	
Cabell CO SO		Adult Female	71	1	0	2	74	19	81	65	165	239	
		Adult Male	182	14	0	3	199	60	150	164	374	573	

		Crimes Against Persons					Crimes Against Property				Total	
		Assault Offenses	Forcible Sex Offenses	Murder	Other Crimes Against Persons	Total	Burglary/ B&E	Larceny	Other Crimes Against Property	Total		
Cabell County	Cabell CO SO	Juvenile Female	13	0	0	0	13	1	0	0	1	14
		Juvenile Male	23	2	0	0	25	3	5	11	19	44
		Total	289	17	0	5	311	83	236	240	559	870
	Huntington PD		4	0	0	0	4	0	3	3	6	10
		Adult Female	211	2	0	1	214	31	152	137	320	534
		Adult Male	616	54	3	6	679	129	287	249	665	1,344
		Juvenile Female	37	0	0	0	37	7	10	8	25	62
		Juvenile Male	62	5	1	0	68	4	18	38	60	128
		Total	930	61	4	7	1,002	171	470	435	1,076	2,078
	Huntington SP	Adult Female	30	0	0	0	30	1	92	26	119	149
		Adult Male	124	14	0	1	139	13	112	61	186	325
		Juvenile Female	0	0	0	0	0	0	6	8	14	14
		Juvenile Male	5	1	0	0	6	0	7	7	14	20
		Total	159	15	0	1	175	14	217	102	333	508
	Marshall Univ Police		0	0	0	0	0	0	1	0	1	1
		Adult Female	10	0	0	0	10	0	8	13	21	31
		Adult Male	17	2	0	0	19	1	73	79	153	172
		Juvenile Male	1	0	0	0	1	0	1	0	1	2
		Total	28	2	0	0	30	1	83	92	176	206
	Milton PD	Adult Female	3	0	0	0	3	0	4	1	5	8

			Crimes Against Persons					Crimes Against Property				Total
			Assault Offenses	Forcible Sex Offenses	Murder	Other Crimes Against Persons	Total	Burglary/ B&E	Larceny	Other Crimes Against Property	Total	
Cabell County	Milton PD	Adult Male	14	0	0	0	14	1	6	3	10	24
		Juvenile Male	1	0	0	0	1	0	2	0	2	3
		Total	18	0	0	0	18	1	12	4	17	35
	Total	1,491	96	4	13	1,604	282	1,377	934	2,593	4,197	
Calhoun County	Grantsville SP	Adult Female	12	0	0	0	12	0	6	6	12	24
		Adult Male	29	1	0	0	30	1	5	22	28	58
		Juvenile Female	1	0	0	0	1	0	0	0	0	1
		Juvenile Male	0	1	0	0	1	1	3	3	7	8
		Total	42	2	0	0	44	2	14	31	47	91
	Total	42	2	0	0	44	2	14	31	47	91	
Clay County	Clay SP	Adult Female	6	0	0	0	6	2	1	7	10	16
		Adult Male	31	4	0	0	35	4	2	11	17	52
		Juvenile Female	1	0	0	0	1	1	1	0	2	3
		Juvenile Male	1	2	0	0	3	0	0	0	0	3
		Total	39	6	0	0	45	7	4	18	29	74
	Total	39	6	0	0	45	7	4	18	29	74	
Doddridge County	Doddridge Co SO	Adult Female	4	0	0	0	4	0	1	0	1	5
		Adult Male	23	1	0	1	25	1	1	1	3	28
		Juvenile Male	1	0	0	0	1	0	0	0	0	1

		Crimes Against Persons					Crimes Against Property				Total	
		Assault Offenses	Forcible Sex Offenses	Murder	Other Crimes Against Persons	Total	Burglary/ B&E	Larceny	Other Crimes Against Property	Total		
Doddridge County	Doddridge Co	Total	28	1	0	1	30	1	2	1	4	34
	West Union PD	Adult Male	0	1	0	0	1	1	3	3	7	8
		Juvenile Male	0	0	0	0	0	0	1	0	1	1
		Total	0	1	0	0	1	1	4	3	8	9
	West Union SP	Adult Female	1	0	0	0	1	0	1	2	3	4
		Adult Male	19	3	0	2	24	2	7	7	16	40
		Juvenile Male	1	0	0	0	1	0	0	1	1	2
		Total	21	3	0	2	26	2	8	10	20	46
	Total		49	5	0	3	57	4	14	14	32	89
	Fayette County	Fayette Co SO		0	0	0	0	0	1	0	0	1
Adult Female			53	1	0	0	54	12	13	33	58	112
Adult Male			153	14	2	0	169	26	36	60	122	291
Juvenile Female			2	1	0	0	3	0	1	2	3	6
Juvenile Male			4	3	0	0	7	1	3	3	7	14
Total			212	19	2	0	233	40	53	98	191	424
Gauley Bridge SP		Adult Female	1	0	0	0	1	0	1	5	6	7
		Adult Male	12	1	0	0	13	1	4	5	10	23
		Juvenile Female	1	0	0	0	1	0	0	0	0	1
		Juvenile Male	0	0	0	0	0	0	0	1	1	1

		Crimes Against Persons					Crimes Against Property				Total	
		Assault Offenses	Forcible Sex Offenses	Murder	Other Crimes Against Persons	Total	Burglary/ B&E	Larceny	Other Crimes Against Property	Total		
Fayette County	Gauley	Total	14	1	0	0	15	1	5	11	17	32
	Montgomery PD	Adult Female	3	0	0	0	3	0	3	1	4	7
		Adult Male	5	0	0	0	5	0	4	3	7	12
		Total	8	0	0	0	8	0	7	4	11	19
	Oak Hill PD	Adult Female	0	0	0	0	0	0	4	0	4	4
		Adult Male	1	0	0	0	1	1	11	0	12	13
		Total	1	0	0	0	1	1	15	0	16	17
	Oak Hill SP	Adult Female	6	0	0	1	7	3	4	12	19	26
		Adult Male	44	5	0	1	50	12	24	23	59	109
		Juvenile Male	2	0	0	0	2	1	1	0	2	4
		Total	52	5	0	2	59	16	29	35	80	139
	WVU Tech-Security		1	0	0	0	1	0	5	0	5	6
		Adult Female	0	0	0	0	0	0	1	0	1	1
		Adult Male	6	0	0	0	6	0	4	4	8	14
		Juvenile Female	0	0	0	0	0	0	0	1	1	1
		Total	7	0	0	0	7	0	10	5	15	22
	Total		294	25	2	2	323	58	119	153	330	653
Gilmer County	Gilmer Co SO	Adult Female	4	0	0	0	4	0	0	1	1	5
		Adult Male	2	0	0	0	2	0	2	0	2	4

			Crimes Against Persons					Crimes Against Property				Total	
			Assault Offenses	Forcible Sex Offenses	Murder	Other Crimes Against Persons	Total	Burglary/ B&E	Larceny	Other Crimes Against Property	Total		
Gilmer County	Gilmer Co SO	Juvenile Male	0	0	0	0	0	0	2	0	2	2	
		Total	6	0	0	0	6	0	4	1	5	11	
	Glenville PD	Adult Female	3	0	0	0	3	0	0	0	0	3	
		Adult Male	10	1	0	0	11	1	12	1	14	25	
		Juvenile Male	0	0	0	0	0	0	2	2	4	4	
		Total	13	1	0	0	14	1	14	3	18	32	
	Glenville SP	Adult Female	7	0	0	1	8	1	5	10	16	24	
		Adult Male	25	3	0	1	29	3	8	12	23	52	
		Juvenile Female	0	0	0	0	0	0	1	0	1	1	
		Total	32	3	0	2	37	4	14	22	40	77	
	Total			51	4	0	2	57	5	32	26	63	120
	Grant County	Grant Co SO	Adult Female	3	0	0	0	3	1	3	4	8	11
Adult Male			24	2	0	0	26	2	7	10	19	45	
Juvenile Male			1	0	0	0	1	0	0	1	1	2	
Total			28	2	0	0	30	3	10	15	28	58	
Petersburg SP		Adult Female	16	0	0	0	16	6	7	10	23	39	
		Adult Male	53	2	0	0	55	6	7	17	30	85	
		Juvenile Female	1	0	0	0	1	0	0	0	0	1	
		Juvenile Male	7	4	0	0	11	1	2	4	7	18	

		Crimes Against Persons					Crimes Against Property				Total	
		Assault Offenses	Forcible Sex Offenses	Murder	Other Crimes Against Persons	Total	Burglary/B&E	Larceny	Other Crimes Against Property	Total		
Grant County	Petersburg	Total	77	6	0	0	83	13	16	31	60	143
	Total		105	8	0	0	113	16	26	46	88	201
Greenbrier County	Greenbrier Co SO	Adult Female	6	0	0	0	6	0	5	0	5	11
		Adult Male	31	0	0	0	31	5	5	2	12	43
		Juvenile Male	3	0	0	0	3	0	0	0	0	3
		Total	40	0	0	0	40	5	10	2	17	57
	Lewisburg PD	Adult Female	4	0	0	0	4	0	18	3	21	25
		Adult Male	10	0	0	1	11	1	10	6	17	28
		Juvenile Male	0	1	0	0	1	0	1	0	1	2
		Total	14	1	0	1	16	1	29	9	39	55
	Lewisburg SP		1	1	0	0	2	0	0	1	1	3
		Adult Female	10	1	0	0	11	1	12	12	25	36
		Adult Male	32	2	0	0	34	7	16	19	42	76
		Juvenile Female	0	0	0	0	0	0	1	0	1	1
		Juvenile Male	1	1	0	0	2	0	1	0	1	3
		Total	44	5	0	0	49	8	30	32	70	119
	Rainelle SP	Adult Female	1	0	0	0	1	0	6	0	6	7
		Adult Male	10	1	0	1	12	2	12	2	16	28
		Juvenile Male	0	0	0	0	0	0	2	0	2	2

		Crimes Against Persons					Crimes Against Property				Total		
		Assault Offenses	Forcible Sex Offenses	Murder	Other Crimes Against Persons	Total	Burglary/ B&E	Larceny	Other Crimes Against Property	Total			
Greenbrier County	Rainelle SP	Total	11	1	0	1	13	2	20	2	24	37	
	Ronceverte PD	Adult Female	3	0	0	0	3	0	0	0	0	3	
		Adult Male	13	4	0	0	17	4	10	11	25	42	
		Total	16	4	0	0	20	4	10	11	25	45	
	White Sulphur Springs PD	Adult Female	2	0	0	0	2	0	0	0	0	2	
		Adult Male	3	0	0	0	3	0	1	2	3	6	
		Total	5	0	0	0	5	0	1	2	3	8	
	Total		130	11	0	2	143	20	100	58	178	321	
	Hampshire County	Hampshire Co SO	Adult Female	27	0	0	1	28	2	9	15	26	54
			Adult Male	80	1	0	1	82	16	26	21	63	145
Juvenile Female			5	0	0	0	5	0	4	0	4	9	
Juvenile Male			1	0	0	0	1	2	0	0	2	3	
Total			113	1	0	2	116	20	39	36	95	211	
Romney PD		Adult Female	2	0	0	0	2	0	2	0	2	4	
		Adult Male	11	1	0	0	12	1	7	4	12	24	
		Total	13	1	0	0	14	1	9	4	14	28	
Romney SP		Adult Female	18	0	0	0	18	2	10	18	30	48	
		Adult Male	65	12	0	1	78	14	23	52	89	167	
		Juvenile Female	4	0	0	0	4	0	0	0	0	4	

			Crimes Against Persons					Crimes Against Property				Total
			Assault Offenses	Forcible Sex Offenses	Murder	Other Crimes Against Persons	Total	Burglary/ B&E	Larceny	Other Crimes Against Property	Total	
Hampshire County	Romney SP	Juvenile Male	0	3	0	0	3	1	3	1	5	8
		Total	87	15	0	1	103	17	36	71	124	227
	Total	213	17	0	3	233	38	84	111	233	466	
Hancock County	Hancock Co SO	Adult Female	9	0	0	0	9	2	1	0	3	12
		Adult Male	28	0	0	0	28	2	3	3	8	36
		Juvenile Female	6	0	0	0	6	0	0	0	0	6
		Juvenile Male	3	0	0	0	3	1	2	2	5	8
		Total	46	0	0	0	46	5	6	5	16	62
	New Cumberland SP		0	0	0	0	0	0	3	0	3	3
		Adult Female	0	1	0	0	1	0	0	2	2	3
		Adult Male	3	4	0	0	7	0	4	9	13	20
		Total	3	5	0	0	8	0	7	11	18	26
	Weirton PD		0	0	0	0	0	0	0	4	4	4
		Adult Female	45	0	0	0	45	2	51	32	85	130
		Adult Male	132	5	1	3	141	21	59	57	137	278
		Juvenile Female	10	0	0	0	10	1	5	2	8	18
		Juvenile Male	22	0	0	0	22	1	3	11	15	37
		Total	209	5	1	3	218	25	118	106	249	467
	Total	258	10	1	3	272	30	131	122	283	555	

			Crimes Against Persons					Crimes Against Property				Total
			Assault Offenses	Forcible Sex Offenses	Murder	Other Crimes Against Persons	Total	Burglary/ B&E	Larceny	Other Crimes Against Property	Total	
Hardy County	Hardy Co SO	Adult Female	0	0	0	0	0	0	1	1	2	2
		Adult Male	20	1	0	0	21	4	4	10	18	39
		Juvenile Female	1	0	0	0	1	0	1	0	1	2
		Juvenile Male	1	0	0	0	1	0	0	0	0	1
		Total	22	1	0	0	23	4	6	11	21	44
	Moorefield PD	Adult Female	8	0	0	0	8	3	7	8	18	26
		Adult Male	27	1	0	1	29	6	13	18	37	66
		Juvenile Female	0	1	0	0	1	0	0	0	0	1
		Juvenile Male	1	0	0	0	1	0	0	2	2	3
		Total	36	2	0	1	39	9	20	28	57	96
	Moorefield SP	Adult Female	15	2	0	0	17	0	6	1	7	24
		Adult Male	36	12	0	2	50	5	7	15	27	77
		Juvenile Female	3	1	0	0	4	0	1	6	7	11
		Juvenile Male	10	3	0	0	13	0	3	3	6	19
		Total	64	18	0	2	84	5	17	25	47	131
Total			122	21	0	3	146	18	43	64	125	271
Harrison County	Bridgeport PD		0	0	0	0	0	0	1	0	1	1
		Adult Female	29	0	0	0	29	2	113	26	141	170
		Adult Male	48	3	1	1	53	8	98	41	147	200
		Juvenile Female	4	0	0	0	4	0	38	7	45	49

			Crimes Against Persons					Crimes Against Property				Total
			Assault Offenses	Forcible Sex Offenses	Murder	Other Crimes Against Persons	Total	Burglary/ B&E	Larceny	Other Crimes Against Property	Total	
Harrison County	Bridgeport PD	Juvenile Male	7	0	0	0	7	2	21	5	28	35
		Total	88	3	1	1	93	12	271	79	362	455
	Bridgeport SP	Adult Female	25	0	1	0	26	4	16	9	29	55
		Adult Male	72	2	1	0	75	22	40	42	104	179
		Juvenile Female	5	0	0	0	5	0	1	1	2	7
		Juvenile Male	5	0	0	0	5	3	3	3	9	14
		Total	107	2	2	0	111	29	60	55	144	255
		Clarksburg PD		0	0	0	0	0	0	0	1	1
	Clarksburg PD	Adult Female	136	0	0	0	136	8	209	57	274	410
		Adult Male	319	16	0	0	335	41	197	125	363	698
		Juvenile Female	18	0	0	0	18	0	17	3	20	38
		Juvenile Male	29	1	0	0	30	8	19	11	38	68
		Total	502	17	0	0	519	57	442	197	696	1,215
		Harrison Co SO	Adult Female	47	1	0	0	48	10	48	108	166
	Adult Male		148	9	0	1	158	50	89	102	241	399
	Juvenile Female		5	0	0	0	5	1	0	3	4	9
	Juvenile Male		17	3	0	0	20	4	9	5	18	38
	Total		217	13	0	1	231	65	146	218	429	660
	Lumberport PD	Adult Female	1	0	0	0	1	1	0	0	1	2
		Adult Male	2	0	0	0	2	0	1	0	1	3

		Crimes Against Persons					Crimes Against Property				Total		
		Assault Offenses	Forcible Sex Offenses	Murder	Other Crimes Against Persons	Total	Burglary/ B&E	Larceny	Other Crimes Against Property	Total			
Harrison County	Lumberport	Total	3	0	0	0	3	1	1	0	2	5	
	Nutter Fort PD		1	0	0	0	1	0	0	0	0	0	1
		Adult Female	4	0	0	0	4	0	0	2	2	6	
		Adult Male	11	0	0	0	11	9	11	11	31	42	
		Juvenile Male	0	0	0	0	0	1	1	0	2	2	
		Total	16	0	0	0	16	10	12	13	35	51	
	Salem PD	Adult Female	9	0	0	0	9	1	4	0	5	14	
		Adult Male	12	0	0	0	12	0	3	1	4	16	
		Juvenile Female	0	0	0	0	0	0	1	0	1	1	
		Juvenile Male	0	0	0	0	0	4	3	0	7	7	
		Total	21	0	0	0	21	5	11	1	17	38	
	Shinnston PD	Adult Female	13	0	0	0	13	0	16	3	19	32	
		Adult Male	24	0	0	0	24	5	16	10	31	55	
		Juvenile Female	1	0	0	0	1	0	0	0	0	1	
		Juvenile Male	1	0	0	0	1	0	2	0	2	3	
		Total	39	0	0	0	39	5	34	13	52	91	
	Stonewood PD	Adult Male	5	0	0	0	5	0	0	1	1	6	
		Total	5	0	0	0	5	0	0	1	1	6	
	Total		998	35	3	2	1,038	184	977	577	1,738	2,776	

			Crimes Against Persons					Crimes Against Property				Total	
			Assault Offenses	Forcible Sex Offenses	Murder	Other Crimes Against Persons	Total	Burglary/ B&E	Larceny	Other Crimes Against Property	Total		
Jackson County	Jackson Co SO	Adult Female	6	0	0	0	6	1	0	0	1	7	
		Adult Male	41	0	1	0	42	2	5	0	7	49	
		Total	47	0	1	0	48	3	5	0	8	56	
	Ravenswood PD	Adult Female	5	0	0	0	5	0	4	0	4	9	
		Adult Male	18	0	0	0	18	1	6	7	14	32	
		Juvenile Male	1	0	0	0	1	1	2	0	3	4	
		Total	24	0	0	0	24	2	12	7	21	45	
	Ripley PD	Adult Female	11	0	1	0	12	0	6	4	10	22	
		Adult Male	11	1	0	0	12	2	9	7	18	30	
		Juvenile Male	0	0	0	0	0	2	1	0	3	3	
		Total	22	1	1	0	24	4	16	11	31	55	
	Ripley SP	Adult Female	14	2	0	0	16	2	6	3	11	27	
		Adult Male	23	2	0	0	25	9	13	15	37	62	
		Juvenile Female	0	0	0	0	0	0	1	0	1	1	
		Juvenile Male	0	0	0	0	0	0	1	1	2	2	
		Total	37	4	0	0	41	11	21	19	51	92	
	Total			130	5	2	0	137	20	54	37	111	248
	Jefferson County	Charles Town PD	Adult Female	7	0	0	0	7	2	3	4	9	16
			Adult Male	18	0	0	0	18	2	10	6	18	36
			Juvenile Male	0	0	0	0	0	0	2	2	4	4

		Crimes Against Persons					Crimes Against Property				Total	
		Assault Offenses	Forcible Sex Offenses	Murder	Other Crimes Against Persons	Total	Burglary/ B&E	Larceny	Other Crimes Against Property	Total		
Jefferson County	Charles Town	Total	25	0	0	0	25	4	15	12	31	56
	Harpers Ferry PD	Adult Female	4	0	0	0	4	0	0	0	0	4
		Adult Male	15	0	0	0	15	0	0	4	4	19
		Total	19	0	0	0	19	0	0	4	4	23
	Jefferson Co SO	Adult Female	30	1	0	0	31	5	25	14	44	75
		Adult Male	97	6	0	0	103	13	61	42	116	219
		Juvenile Female	7	0	0	0	7	0	0	1	1	8
		Juvenile Male	15	1	0	0	16	2	7	7	16	32
		Total	149	8	0	0	157	20	93	64	177	334
	Kearneysville SP	Adult Female	29	0	0	0	29	4	20	25	49	78
		Adult Male	87	4	0	0	91	17	45	47	109	200
		Juvenile Female	1	0	0	0	1	0	1	0	1	2
		Juvenile Male	3	3	0	0	6	1	2	2	5	11
		Total	120	7	0	0	127	22	68	74	164	291
	Ranson PD	Adult Female	28	0	0	0	28	1	34	19	54	82
		Adult Male	63	3	0	0	66	1	45	35	81	147
		Juvenile Female	1	0	0	0	1	0	2	1	3	4
		Juvenile Male	4	0	0	0	4	1	5	2	8	12
		Total	96	3	0	0	99	3	86	57	146	245
	Shepherd	Adult Female	0	0	0	0	0	0	2	0	2	2

			Crimes Against Persons					Crimes Against Property				Total
			Assault Offenses	Forcible Sex Offenses	Murder	Other Crimes Against Persons	Total	Burglary/ B&E	Larceny	Other Crimes Against Property	Total	
Jefferson County	Shepherd University	Adult Male	1	0	0	0	1	0	1	4	5	6
		Total	1	0	0	0	1	0	3	4	7	8
	Shepherdsto wn PD	Adult Male	4	0	0	0	4	0	3	0	3	7
		Juvenile Male	1	0	0	0	1	0	0	0	0	1
		Total	5	0	0	0	5	0	3	0	3	8
Total	415	18	0	0	433	49	268	215	532	965		
Kanawha County	Charleston PD		4	0	0	0	4	1	7	2	10	14
		Adult Female	622	3	0	7	632	46	617	235	898	1,530
		Adult Male	1,270	54	6	21	1,351	200	732	519	1,451	2,802
		Juvenile Female	63	0	0	0	63	2	45	19	66	129
		Juvenile Male	97	9	1	0	107	15	74	66	155	262
		Total	2,056	66	7	28	2,157	264	1,475	841	2,580	4,737
	DNR - 5 - Kanawha	Adult Male	0	0	0	0	0	0	0	2	2	2
		Total	0	0	0	0	0	0	0	2	2	2
	Dunbar PD	Adult Female	62	0	0	0	62	4	24	17	45	107
		Adult Male	132	5	0	2	139	15	52	56	123	262
		Juvenile Female	6	0	0	0	6	0	2	1	3	9
		Juvenile Male	4	0	0	0	4	2	5	10	17	21
Total		204	5	0	2	211	21	83	84	188	399	

			Crimes Against Persons					Crimes Against Property				Total
			Assault Offenses	Forcible Sex Offenses	Murder	Other Crimes Against Persons	Total	Burglary/ B&E	Larceny	Other Crimes Against Property	Total	
Kanawha County	ICAC Unit	Adult Male	0	2	0	0	2	0	0	0	0	2
		Total	0	2	0	0	2	0	0	0	0	2
	Kanawha Co SO	Adult Female	458	4	1	1	464	35	143	143	321	785
		Adult Male	1,280	42	3	9	1,334	173	285	403	861	2,195
		Juvenile Female	47	0	0	0	47	2	8	3	13	60
		Juvenile Male	68	6	0	1	75	15	26	30	71	146
		Total	1,853	52	4	11	1,920	225	462	579	1,266	3,186
	Marmet PD	Adult Female	0	0	0	0	0	0	1	0	1	1
		Adult Male	1	0	0	0	1	0	1	0	1	2
		Total	1	0	0	0	1	0	2	0	2	3
	Nitro PD	Adult Female	24	0	0	0	24	2	55	20	77	101
		Adult Male	53	7	0	1	61	9	55	52	116	177
		Juvenile Female	1	0	0	0	1	0	1	1	2	3
		Juvenile Male	4	0	0	0	4	0	9	7	16	20
		Total	82	7	0	1	90	11	120	80	211	301
	Quincy SP	Adult Female	16	0	0	2	18	2	17	19	38	56
		Adult Male	64	3	0	3	70	14	33	45	92	162
		Juvenile Female	2	0	0	0	2	0	0	0	0	2
		Juvenile Male	1	1	0	0	2	6	6	5	17	19
		Total	83	4	0	5	92	22	56	69	147	239

			Crimes Against Persons					Crimes Against Property				Total
			Assault Offenses	Forcible Sex Offenses	Murder	Other Crimes Against Persons	Total	Burglary/ B&E	Larceny	Other Crimes Against Property	Total	
Kanawha County	So Charleston SP	Adult Female	74	1	0	0	75	8	22	55	85	160
		Adult Male	186	18	0	0	204	29	37	119	185	389
		Juvenile Female	7	0	0	0	7	0	5	4	9	16
		Juvenile Male	6	2	0	0	8	3	2	6	11	19
		Total	273	21	0	0	294	40	66	184	290	584
	South Charleston PD		0	0	0	0	0	1	0	1	2	2
		Adult Female	65	0	0	0	65	7	105	67	179	244
		Adult Male	179	7	1	4	191	37	157	91	285	476
		Juvenile Female	11	0	0	0	11	2	7	3	12	23
		Juvenile Male	19	0	0	0	19	12	13	7	32	51
		Total	274	7	1	4	286	59	282	169	510	796
	St Albans PD		0	0	0	0	0	0	1	1	2	2
		Adult Female	40	0	0	0	40	3	77	26	106	146
		Adult Male	101	2	1	1	105	12	92	52	156	261
		Juvenile Female	2	0	0	0	2	0	10	2	12	14
		Juvenile Male	14	0	0	0	14	5	20	6	31	45
		Total	157	2	1	1	161	20	200	87	307	468
	tf Metro Drug Enforcement	Adult Female	1	0	0	0	1	0	0	1	1	2
		Adult Male	1	0	0	0	1	3	0	6	9	10
		Total	2	0	0	0	2	3	0	7	10	12

			Crimes Against Persons					Crimes Against Property				Total
			Assault Offenses	Forcible Sex Offenses	Murder	Other Crimes Against Persons	Total	Burglary/ B&E	Larceny	Other Crimes Against Property	Total	
Kanawha County	Turnpike - Kanawha	Adult Male	1	0	0	0	1	0	2	2	4	5
		Total	1	0	0	0	1	0	2	2	4	5
	WV STATE UNIVERSITY	Adult Female	6	0	0	0	6	0	1	2	3	9
		Adult Male	15	0	0	0	15	4	3	0	7	22
		Juvenile Male	1	0	0	0	1	0	1	0	1	2
		Total	22	0	0	0	22	4	5	2	11	33
Total		5,008	166	13	52	5,239	669	2,753	2,106	5,528	10,767	
Lewis County	Lewis Co SO	Adult Female	6	0	0	0	6	0	3	2	5	11
		Adult Male	21	3	2	0	26	1	2	3	6	32
		Total	27	3	2	0	32	1	5	5	11	43
	Weston PD	Adult Female	4	0	0	0	4	0	4	1	5	9
		Adult Male	8	1	0	0	9	1	3	4	8	17
		Juvenile Male	2	0	0	0	2	2	5	4	11	13
		Total	14	1	0	0	15	3	12	9	24	39
	Weston SP	Adult Female	10	2	0	0	12	0	11	14	25	37
		Adult Male	42	6	0	0	48	9	27	29	65	113
		Juvenile Female	4	0	0	0	4	0	0	0	0	4
		Juvenile Male	0	1	0	0	1	0	2	1	3	4
		Total	56	9	0	0	65	9	40	44	93	158

		Crimes Against Persons					Crimes Against Property				Total	
		Assault Offenses	Forcible Sex Offenses	Murder	Other Crimes Against Persons	Total	Burglary/ B&E	Larceny	Other Crimes Against Property	Total		
Lewis	Total	97	13	2	0	112	13	57	58	128	240	
Lincoln County	Hamlin PD	Adult Female	2	0	0	0	2	0	0	0	0	2
		Adult Male	9	0	0	0	9	0	3	3	6	15
		Juvenile Female	4	0	0	0	4	0	0	1	1	5
		Juvenile Male	8	0	0	0	8	0	2	1	3	11
		Total	23	0	0	0	23	0	5	5	10	33
	Hamlin SP	Adult Female	47	1	0	0	48	10	38	40	88	136
		Adult Male	168	16	1	2	187	70	98	101	269	456
		Juvenile Female	5	0	0	0	5	0	2	3	5	10
		Juvenile Male	3	4	0	0	7	1	1	7	9	16
		Total	223	21	1	2	247	81	139	151	371	618
	Lincoln Co SO	Adult Female	1	0	0	0	1	0	0	0	0	1
		Adult Male	4	0	0	0	4	0	0	0	0	4
		Total	5	0	0	0	5	0	0	0	0	5
	Total	251	21	1	2	275	81	144	156	381	656	
Logan County	Chapmanville PD	Adult Female	2	0	0	0	2	0	16	3	19	21
		Adult Male	9	0	0	0	9	3	22	12	37	46
		Juvenile Male	0	0	0	0	0	0	0	1	1	1
		Total	11	0	0	0	11	3	38	16	57	68

		Crimes Against Persons					Crimes Against Property				Total	
		Assault Offenses	Forcible Sex Offenses	Murder	Other Crimes Against Persons	Total	Burglary/ B&E	Larceny	Other Crimes Against Property	Total		
Logan County	Logan Co SO		0	0	0	0	0	15	15	14	44	44
		Adult Female	47	0	0	0	47	6	11	20	37	84
		Adult Male	113	5	2	1	121	16	40	64	120	241
		Juvenile Male	1	0	0	0	1	0	0	3	3	4
		Total	161	5	2	1	169	37	66	101	204	373
	Logan PD	Adult Female	19	0	0	0	19	0	83	12	95	114
		Adult Male	61	1	0	0	62	13	89	28	130	192
		Juvenile Female	4	0	0	0	4	0	5	0	5	9
		Juvenile Male	5	0	0	0	5	2	5	8	15	20
		Total	89	1	0	0	90	15	182	48	245	335
	Logan SP	Adult Female	67	0	0	0	67	9	50	38	97	164
		Adult Male	184	8	1	2	195	53	109	113	275	470
		Juvenile Female	3	0	0	0	3	0	2	0	2	5
		Juvenile Male	8	0	0	0	8	3	4	5	12	20
		Total	262	8	1	2	273	65	165	156	386	659
	tf U S 119 Task Force	Adult Female	0	0	0	0	0	0	0	1	1	1
		Adult Male	0	0	0	0	0	0	0	1	1	1
		Total	0	0	0	0	0	0	0	2	2	2
	Total		523	14	3	3	543	120	451	323	894	1,437
Marion	BCI -	Adult Female	0	0	0	0	0	0	2	2	2	

		Crimes Against Persons					Crimes Against Property				Total		
		Assault Offenses	Forcible Sex Offenses	Murder	Other Crimes Against Persons	Total	Burglary/ B&E	Larceny	Other Crimes Against Property	Total			
Marion County	BCI -	Total	0	0	0	0	0	0	0	2	2	2	
	Fairmont Campus Police	Adult Female	1	0	0	0	1	0	0	0	0	0	1
		Adult Male	3	0	0	0	3	0	0	1	1	4	
		Juvenile Female	0	0	0	0	0	0	1	0	1	1	
		Total	4	0	0	0	4	0	1	1	2	6	
	Fairmont PD		1	0	0	0	1	2	1	3	6	7	
		Adult Female	53	0	0	0	53	4	37	23	64	117	
		Adult Male	125	10	0	7	142	16	57	67	140	282	
		Juvenile Female	7	1	0	0	8	0	2	4	6	14	
		Juvenile Male	10	0	0	0	10	2	6	6	14	24	
		Total	196	11	0	7	214	24	103	103	230	444	
	Fairmont SP	Adult Female	14	1	0	0	15	1	5	10	16	31	
		Adult Male	44	5	0	0	49	11	28	32	71	120	
		Juvenile Female	3	0	0	0	3	0	2	2	4	7	
		Juvenile Male	3	1	0	0	4	2	2	2	6	10	
		Total	64	7	0	0	71	14	37	46	97	168	
	Marion Co SO	Adult Female	15	0	0	0	15	4	10	6	20	35	
		Adult Male	33	7	0	0	40	16	28	17	61	101	
		Juvenile Female	2	0	0	0	2	0	0	2	2	4	
		Juvenile Male	1	0	0	0	1	1	1	2	4	5	

		Crimes Against Persons					Crimes Against Property				Total	
		Assault Offenses	Forcible Sex Offenses	Murder	Other Crimes Against Persons	Total	Burglary/ B&E	Larceny	Other Crimes Against Property	Total		
Marion County	Marion Co	Total	51	7	0	0	58	21	39	27	87	145
	TF--3 RIVERS	Adult Male	0	0	0	0	0	1	0	0	1	1
		Total	0	0	0	0	0	1	0	0	1	1
	Total		315	25	0	7	347	60	180	179	419	766
Marshall County	Benwood PD	Adult Female	1	0	0	0	1	0	3	0	3	4
		Adult Male	3	0	0	0	3	0	4	2	6	9
		Total	4	0	0	0	4	0	7	2	9	13
	Glen Dale PD	Adult Female	1	0	0	0	1	0	3	4	7	8
		Adult Male	8	1	0	1	10	4	7	5	16	26
		Juvenile Male	0	0	0	0	0	0	0	1	1	1
		Total	9	1	0	1	11	4	10	10	24	35
	Marshall Co SO	Adult Female	41	2	0	0	43	4	9	11	24	67
		Adult Male	92	2	0	1	95	14	22	31	67	162
		Juvenile Female	20	0	0	0	20	0	1	0	1	21
		Juvenile Male	16	0	0	0	16	3	6	2	11	27
		Total	169	4	0	1	174	21	38	44	103	277
	Moundsville PD		3	0	0	0	3	0	1	0	1	4
Adult Female		47	0	0	0	47	3	47	21	71	118	
Adult Male		127	0	0	2	129	16	36	46	98	227	

			Crimes Against Persons					Crimes Against Property				Total	
			Assault Offenses	Forcible Sex Offenses	Murder	Other Crimes Against Persons	Total	Burglary/ B&E	Larceny	Other Crimes Against Property	Total		
Marshall County	Moundsville PD	Juvenile Female	6	0	0	0	6	0	5	2	7	13	
		Juvenile Male	9	2	0	0	11	3	3	3	9	20	
		Total	192	2	0	2	196	22	92	72	186	382	
	Moundsville SP	Adult Female	10	0	0	0	10	2	4	9	15	25	
		Adult Male	23	7	0	0	30	5	19	9	33	63	
		Juvenile Male	0	1	0	0	1	0	1	1	2	3	
		Total	33	8	0	0	41	7	24	19	50	91	
	Total		407	15	0	4	426	54	171	147	372	798	
	Mason County	Mason Co SO	Adult Female	4	0	0	0	4	0	10	2	12	16
			Adult Male	28	2	0	0	30	0	20	7	27	57
Juvenile Female			2	0	0	0	2	0	0	1	1	3	
Juvenile Male			1	0	0	0	1	0	0	2	2	3	
Total			35	2	0	0	37	0	30	12	42	79	
Mason PD		Adult Female	2	0	0	0	2	0	0	0	0	2	
		Adult Male	3	1	0	0	4	1	0	0	1	5	
		Juvenile Female	0	0	0	0	0	0	3	0	3	3	
		Total	5	1	0	0	6	1	3	0	4	10	
New Haven PD		Adult Male	4	0	0	0	4	0	0	1	1	5	
		Total	4	0	0	0	4	0	0	1	1	5	

			Crimes Against Persons					Crimes Against Property				Total
			Assault Offenses	Forcible Sex Offenses	Murder	Other Crimes Against Persons	Total	Burglary/ B&E	Larceny	Other Crimes Against Property	Total	
Mason County	Point Pleasant PD	Adult Female	15	0	0	0	15	2	16	8	26	41
		Adult Male	39	4	0	1	44	7	26	37	70	114
		Juvenile Female	0	1	0	0	1	0	1	2	3	4
		Juvenile Male	4	0	0	0	4	1	1	16	18	22
		Total	58	5	0	1	64	10	44	63	117	181
	Point Pleasant SP	Adult Female	7	0	0	0	7	2	9	7	18	25
		Adult Male	24	6	0	0	30	16	28	16	60	90
		Juvenile Female	0	0	0	0	0	5	0	0	5	5
		Juvenile Male	0	0	0	0	0	0	3	0	3	3
		Total	31	6	0	0	37	23	40	23	86	123
Total			133	14	0	1	148	34	117	99	250	398
McDowell County	DNR - 4 - McDowell	Adult Male	0	0	0	0	0	0	1	0	1	1
		Total	0	0	0	0	0	0	1	0	1	1
	Mc Dowell Co SO	Adult Female	26	0	0	0	26	4	11	7	22	48
		Adult Male	76	1	0	1	78	18	39	27	84	162
		Juvenile Male	0	0	0	0	0	1	0	0	1	1
		Total	102	1	0	1	104	23	50	34	107	211
	Welch PD	Adult Female	2	0	0	0	2	0	3	0	3	5
Adult Male		5	0	0	0	5	0	2	1	3	8	

		Crimes Against Persons					Crimes Against Property				Total	
		Assault Offenses	Forcible Sex Offenses	Murder	Other Crimes Against Persons	Total	Burglary/ B&E	Larceny	Other Crimes Against Property	Total		
McDowell County	Welch PD	Total	7	0	0	0	7	0	5	1	6	13
	Welch SP	Adult Female	21	0	0	0	21	0	0	6	6	27
		Adult Male	68	2	1	0	71	6	7	4	17	88
		Juvenile Male	2	0	0	0	2	0	0	0	0	2
		Total	91	2	1	0	94	6	7	10	23	117
	Total		200	3	1	1	205	29	63	45	137	342
Mercer County	Bluefield PD		2	0	0	0	2	1	0	0	1	3
		Adult Female	42	0	1	0	43	2	26	16	44	87
		Adult Male	149	4	2	1	156	15	49	61	125	281
		Juvenile Female	7	0	0	0	7	0	3	1	4	11
		Juvenile Male	19	1	1	0	21	5	8	11	24	45
		Total	219	5	4	1	229	23	86	89	198	427
	Concord College Security	Adult Female	4	0	0	0	4	0	0	0	0	4
		Adult Male	5	4	0	0	9	4	1	3	8	17
		Total	9	4	0	0	13	4	1	3	8	21
	Mercer Co SO		0	0	0	0	0	0	2	1	3	3
		Adult Female	60	1	0	0	61	10	61	37	108	169
		Adult Male	185	5	2	1	193	80	111	136	327	520
		Juvenile Female	6	0	0	0	6	2	9	4	15	21
Juvenile Male		12	4	0	0	16	8	4	11	23	39	

		Crimes Against Persons					Crimes Against Property				Total	
		Assault Offenses	Forcible Sex Offenses	Murder	Other Crimes Against Persons	Total	Burglary/ B&E	Larceny	Other Crimes Against Property	Total		
Mercer County	Mercer Co	Total	263	10	2	1	276	100	187	189	476	752
	Princeton PD	Adult Female	56	0	0	0	56	4	74	33	111	167
		Adult Male	143	2	1	1	147	19	95	79	193	340
		Juvenile Female	9	0	0	0	9	0	5	3	8	17
		Juvenile Male	18	0	0	0	18	7	2	6	15	33
		Total	226	2	1	1	230	30	176	121	327	557
	Princeton SP		1	0	0	0	1	0	0	1	1	2
		Adult Female	48	2	1	1	52	2	52	44	98	150
		Adult Male	153	5	0	4	162	25	97	93	215	377
		Juvenile Female	2	0	0	0	2	0	1	2	3	5
		Juvenile Male	12	1	0	0	13	3	3	2	8	21
		Total	216	8	1	5	230	30	153	142	325	555
	Turnpike - Mercer	Adult Female	0	0	0	0	0	0	1	0	1	1
		Adult Male	1	0	0	0	1	0	1	1	2	3
		Juvenile Male	0	0	0	0	0	0	0	1	1	1
		Total	1	0	0	0	1	0	2	2	4	5
	Total		934	29	8	8	979	187	605	546	1,338	2,317
Mineral County	Keyser PD	Adult Female	12	1	0	0	13	2	16	12	30	43
		Adult Male	30	4	0	0	34	13	45	20	78	112
		Juvenile Female	3	0	0	0	3	0	3	0	3	6

			Crimes Against Persons					Crimes Against Property				Total
			Assault Offenses	Forcible Sex Offenses	Murder	Other Crimes Against Persons	Total	Burglary/ B&E	Larceny	Other Crimes Against Property	Total	
Mineral County	Keyser PD	Juvenile Male	4	1	0	0	5	3	3	1	7	12
		Total	49	6	0	0	55	18	67	33	118	173
	Keyser SP		1	0	0	0	1	1	0	0	1	2
		Adult Female	31	2	1	0	34	13	26	26	65	99
		Adult Male	122	10	0	0	132	33	45	46	124	256
		Juvenile Female	8	0	0	0	8	5	4	8	17	25
		Juvenile Male	11	1	0	0	12	7	10	12	29	41
		Total	173	13	1	0	187	59	85	92	236	423
	Mineral Co SO		0	0	0	1	1	0	0	0	0	1
		Adult Female	33	0	0	0	33	0	11	11	22	55
		Adult Male	79	6	0	1	86	5	15	27	47	133
		Juvenile Female	2	0	0	0	2	0	1	1	2	4
		Juvenile Male	3	0	0	0	3	1	3	2	6	9
		Total	117	6	0	2	125	6	30	41	77	202
	Potomac State College Police	Adult Female	4	0	0	0	4	0	0	2	2	6
		Adult Male	5	1	0	0	6	1	1	2	4	10
		Juvenile Female	1	0	0	0	1	0	0	1	1	2
Total		10	1	0	0	11	1	1	5	7	18	
Total		349	26	1	2	378	84	183	171	438	816	
Mingo	Gilbert SP	Adult Female	18	0	0	0	18	1	10	4	15	33

			Crimes Against Persons					Crimes Against Property				Total
			Assault Offenses	Forcible Sex Offenses	Murder	Other Crimes Against Persons	Total	Burglary/ B&E	Larceny	Other Crimes Against Property	Total	
Mingo County	Gilbert SP	Adult Male	41	1	0	0	42	17	30	27	74	116
		Juvenile Male	2	0	0	0	2	0	1	0	1	3
		Total	61	1	0	0	62	18	41	31	90	152
	Mingo Co SO	Adult Female	9	0	0	0	9	0	0	1	1	10
		Adult Male	48	1	0	0	49	0	0	2	2	51
		Total	57	1	0	0	58	0	0	3	3	61
	Williamson PD	Adult Female	4	0	0	0	4	1	3	6	10	14
		Adult Male	19	1	0	0	20	1	11	10	22	42
		Juvenile Female	0	0	0	0	0	0	1	0	1	1
		Juvenile Male	4	0	0	0	4	0	0	1	1	5
		Total	27	1	0	0	28	2	15	17	34	62
	Williamson SP	Adult Female	26	0	0	0	26	3	20	14	37	63
		Adult Male	61	5	0	1	67	16	26	28	70	137
		Juvenile Female	7	0	0	0	7	0	0	0	0	7
		Juvenile Male	2	0	0	0	2	4	1	5	10	12
Total		96	5	0	1	102	23	47	47	117	219	
Total			241	8	0	1	250	43	103	98	244	494
Monongalia County	Granville PD	Adult Female	3	0	0	0	3	1	19	4	24	27
		Adult Male	9	3	0	0	12	4	29	19	52	64
		Juvenile Female	0	0	0	0	0	0	2	0	2	2

			Crimes Against Persons					Crimes Against Property				Total
			Assault Offenses	Forcible Sex Offenses	Murder	Other Crimes Against Persons	Total	Burglary/ B&E	Larceny	Other Crimes Against Property	Total	
Monongalia County	Granville PD	Juvenile Male	1	0	0	0	1	0	2	0	2	3
		Total	13	3	0	0	16	5	52	23	80	96
	Monongalia Co SO		0	0	0	0	0	21	16	21	58	58
		Adult Female	38	1	0	0	39	6	42	36	84	123
		Adult Male	136	6	2	2	146	42	97	82	221	367
		Juvenile Female	1	1	0	0	2	0	11	1	12	14
		Juvenile Male	2	3	0	0	5	3	2	5	10	15
		Total	177	11	2	2	192	72	168	145	385	577
		Morgantown PD	1	0	0	0	1	11	16	8	35	36
	Adult Female	58	0	0	0	58	11	65	46	122	180	
	Adult Male	217	19	4	1	241	54	136	142	332	573	
	Juvenile Female	10	0	0	0	10	1	7	4	12	22	
	Juvenile Male	9	0	0	0	9	2	10	6	18	27	
	Total	295	19	4	1	319	79	234	206	519	838	
	Morgantown SP		2	0	0	0	2	0	0	1	1	3
		Adult Female	45	0	0	1	46	5	56	34	95	141
		Adult Male	139	11	1	2	153	21	62	74	157	310
		Juvenile Female	3	0	0	0	3	0	16	1	17	20
		Juvenile Male	7	0	0	0	7	0	13	8	21	28
		Total	196	11	1	3	211	26	147	118	291	502

			Crimes Against Persons					Crimes Against Property				Total
			Assault Offenses	Forcible Sex Offenses	Murder	Other Crimes Against Persons	Total	Burglary/ B&E	Larceny	Other Crimes Against Property	Total	
Monongalia County	tf Monongalia Valley Drug	Adult Male	0	0	0	0	0	0	0	1	1	1
		Total	0	0	0	0	0	0	0	1	1	1
	Westover PD	Adult Female	8	0	0	0	8	0	3	1	4	12
		Adult Male	19	3	0	0	22	4	7	4	15	37
		Juvenile Male	0	0	0	0	0	0	1	0	1	1
		Total	27	3	0	0	30	4	11	5	20	50
	WV UNIVERSITY - POLICE		1	0	0	0	1	0	3	2	5	6
		Adult Female	25	0	0	0	25	0	4	15	19	44
		Adult Male	64	1	0	0	65	1	35	71	107	172
		Juvenile Female	0	0	0	0	0	0	1	0	1	1
		Juvenile Male	3	1	0	0	4	0	2	1	3	7
		Total	93	2	0	0	95	1	45	89	135	230
Total		801	49	7	6	863	187	657	587	1,431	2,294	
Monroe County	Monroe Co SO	Adult Female	4	0	0	0	4	0	3	2	5	9
		Adult Male	21	1	0	2	24	6	6	5	17	41
		Juvenile Female	1	0	0	0	1	0	0	1	1	2
		Juvenile Male	0	0	0	0	0	1	1	5	7	7
		Total	26	1	0	2	29	7	10	13	30	59
	Union SP	Adult Female	6	0	0	0	6	0	6	32	38	44
		Adult Male	19	3	0	0	22	20	12	10	42	64

			Crimes Against Persons					Crimes Against Property				Total
			Assault Offenses	Forcible Sex Offenses	Murder	Other Crimes Against Persons	Total	Burglary/ B&E	Larceny	Other Crimes Against Property	Total	
Monroe County	Union SP	Juvenile Female	0	0	0	0	0	0	0	1	1	1
		Juvenile Male	0	0	0	0	0	1	0	0	1	1
		Total	25	3	0	0	28	21	18	43	82	110
	Total	51	4	0	2	57	28	28	56	112	169	
Morgan County	Berkeley Springs SP	Adult Female	13	0	0	0	13	3	13	5	21	34
		Adult Male	26	0	0	0	26	12	26	9	47	73
		Juvenile Female	3	0	0	0	3	0	0	0	0	3
		Juvenile Male	1	0	0	0	1	0	3	1	4	5
		Total	43	0	0	0	43	15	42	15	72	115
	Morgan Co SO	Adult Female	19	0	0	0	19	1	6	11	18	37
		Adult Male	56	4	0	1	61	18	14	31	63	124
		Juvenile Female	9	1	0	0	10	1	4	0	5	15
		Juvenile Male	11	2	0	0	13	5	6	2	13	26
		Total	95	7	0	1	103	25	30	44	99	202
Total	138	7	0	1	146	40	72	59	171	317		
Nicholas County	Nicholas Co SO		1	0	0	0	1	5	10	5	20	21
		Adult Female	94	0	0	0	94	13	51	26	90	184
		Adult Male	202	4	2	1	209	36	96	64	196	405
		Juvenile Female	7	1	0	0	8	0	3	2	5	13
		Juvenile Male	15	0	0	0	15	1	0	4	5	20

		Crimes Against Persons					Crimes Against Property				Total	
		Assault Offenses	Forcible Sex Offenses	Murder	Other Crimes Against Persons	Total	Burglary/ B&E	Larceny	Other Crimes Against Property	Total		
Nicholas County	Nicholas Co	Total	319	5	2	1	327	55	160	101	316	643
	Richwood SP	Adult Female	7	0	0	0	7	1	3	1	5	12
		Adult Male	11	2	0	0	13	2	7	5	14	27
		Juvenile Male	0	0	0	2	2	0	1	0	1	3
		Total	18	2	0	2	22	3	11	6	20	42
	Summersville PD		0	0	0	0	0	0	1	0	1	1
		Adult Female	10	0	0	0	10	2	47	3	52	62
		Adult Male	29	0	0	0	29	2	44	18	64	93
		Juvenile Female	0	0	0	0	0	0	2	0	2	2
		Juvenile Male	0	0	0	0	0	0	1	0	1	1
		Total	39	0	0	0	39	4	95	21	120	159
	Summersville SP	Adult Female	5	0	0	0	5	1	5	7	13	18
		Adult Male	22	0	0	1	23	4	17	16	37	60
		Juvenile Female	0	0	0	0	0	0	1	0	1	1
		Total	27	0	0	1	28	5	23	23	51	79
	WV Central WV Drug	Adult Male	0	0	2	0	2	0	0	0	0	2
		Total	0	0	2	0	2	0	0	0	0	2
Total		403	7	4	4	418	67	289	151	507	925	
OHIO	Bethlehem	Adult Female	0	0	0	0	0	0	1	0	1	1

			Crimes Against Persons					Crimes Against Property				Total
			Assault Offenses	Forcible Sex Offenses	Murder	Other Crimes Against Persons	Total	Burglary/ B&E	Larceny	Other Crimes Against Property	Total	
OHIO County	Bethlehem PD	Adult Male	1	0	0	0	1	6	1	1	8	9
		Total	1	0	0	0	1	6	2	1	9	10
	Ohio Co SO		0	0	0	0	0	2	6	5	13	13
		Adult Female	18	0	0	0	18	3	18	21	42	60
		Adult Male	62	2	0	1	65	7	30	20	57	122
		Juvenile Female	3	0	0	0	3	0	3	0	3	6
		Juvenile Male	2	1	0	0	3	2	6	2	10	13
		Total	85	3	0	1	89	14	63	48	125	214
		tf Ohio Valley Drug & Vio Crime	Adult Male	0	0	0	0	0	0	2	0	2
		Total	0	0	0	0	0	0	2	0	2	2
	Wheeling PD		32	0	0	0	32	19	27	21	67	99
		Adult Female	166	1	0	1	168	9	94	69	172	340
		Adult Male	430	13	0	0	443	67	163	145	375	818
		Juvenile Female	35	1	0	0	36	1	2	2	5	41
		Juvenile Male	45	1	0	0	46	22	20	24	66	112
		Total	708	16	0	1	725	118	306	261	685	1,410
		Wheeling SP	Adult Female	1	0	0	0	1	1	7	5	13
	Adult Male		14	5	0	0	19	2	22	10	34	53
	Juvenile Female		4	0	0	0	4	0	1	0	1	5
	Juvenile Male		2	0	0	0	2	0	7	2	9	11

		Crimes Against Persons					Crimes Against Property				Total	
		Assault Offenses	Forcible Sex Offenses	Murder	Other Crimes Against Persons	Total	Burglary/ B&E	Larceny	Other Crimes Against Property	Total		
OHIO County	Wheeling SP	Total	21	5	0	0	26	3	37	17	57	83
	Total		815	24	0	2	841	141	410	327	878	1,719
Pendleton County	Franklin SP		1	0	0	0	1	0	0	1	1	2
		Adult Female	4	0	0	0	4	1	2	2	5	9
		Adult Male	30	2	0	0	32	1	5	9	15	47
		Juvenile Male	1	0	0	0	1	2	0	2	4	5
	Total	36	2	0	0	38	4	7	14	25	63	
Total		36	2	0	0	38	4	7	14	25	63	
Pleasants County	Pleasants Co SO	Adult Female	2	0	0	0	2	0	0	2	2	4
		Adult Male	6	0	0	0	6	1	0	0	1	7
		Total	8	0	0	0	8	1	0	2	3	11
	St Marys SP	Adult Female	2	0	0	0	2	2	0	0	2	4
		Adult Male	6	4	0	1	11	1	1	6	8	19
		Total	8	4	0	1	13	3	1	6	10	23
Total		16	4	0	1	21	4	1	8	13	34	
Pocahontas County	Marlinton SP	Adult Female	11	0	0	0	11	2	3	7	12	23
		Adult Male	41	1	1	0	43	5	9	30	44	87
		Juvenile Male	5	2	0	0	7	0	0	0	0	7
		Total	57	3	1	0	61	7	12	37	56	117

			Crimes Against Persons					Crimes Against Property				Total
			Assault Offenses	Forcible Sex Offenses	Murder	Other Crimes Against Persons	Total	Burglary/ B&E	Larceny	Other Crimes Against Property	Total	
Pocahontas County	Pocahontas Co SO		2	1	0	0	3	0	0	2	2	5
		Adult Female	5	0	0	0	5	1	4	0	5	10
		Adult Male	28	0	4	2	34	1	4	8	13	47
		Juvenile Female	2	0	0	0	2	0	0	0	0	2
		Juvenile Male	0	1	0	0	1	0	1	2	3	4
		Total	37	2	4	2	45	2	9	12	23	68
	Total	94	5	5	2	106	9	21	49	79	185	
Preston County	Kingwood PD		0	0	0	0	0	1	1	1	3	3
		Adult Female	1	0	0	0	1	0	4	0	4	5
		Adult Male	7	0	0	0	7	2	3	3	8	15
		Juvenile Male	1	0	0	0	1	0	0	18	18	19
		Total	9	0	0	0	9	3	8	22	33	42
	Kingwood SP	Adult Female	16	0	0	0	16	3	8	10	21	37
		Adult Male	46	6	0	0	52	15	18	31	64	116
		Juvenile Female	5	0	0	0	5	0	1	1	2	7
		Juvenile Male	6	2	0	0	8	1	3	3	7	15
		Total	73	8	0	0	81	19	30	45	94	175
	Preston Co SO		1	0	0	0	1	0	0	0	0	1
		Adult Female	26	1	0	1	28	3	15	8	26	54
		Adult Male	96	5	0	1	102	20	29	34	83	185

			Crimes Against Persons					Crimes Against Property				Total
			Assault Offenses	Forcible Sex Offenses	Murder	Other Crimes Against Persons	Total	Burglary/ B&E	Larceny	Other Crimes Against Property	Total	
Preston County	Preston Co SO	Juvenile Female	2	0	0	0	2	0	0	0	0	2
		Juvenile Male	5	2	0	0	7	2	6	3	11	18
		Total	130	8	0	2	140	25	50	45	120	260
	Total	212	16	0	2	230	47	88	112	247	477	
Putnam County	Eleanor PD	Adult Male	2	0	0	0	2	0	2	0	2	4
		Total	2	0	0	0	2	0	2	0	2	4
	Hurricane PD		1	0	0	0	1	0	0	0	0	1
		Adult Female	6	1	0	0	7	3	36	16	55	62
		Adult Male	14	8	0	1	23	7	49	31	87	110
		Juvenile Female	4	0	0	0	4	0	1	0	1	5
		Juvenile Male	5	1	0	0	6	1	10	1	12	18
		Total	30	10	0	1	41	11	96	48	155	196
	Putnam Co SO		1	1	0	0	2	10	19	15	44	46
		Adult Female	34	0	0	0	34	7	23	17	47	81
		Adult Male	61	5	0	1	67	30	112	64	206	273
		Juvenile Female	2	0	0	0	2	0	2	1	3	5
Juvenile Male		5	0	0	0	5	0	7	2	9	14	
Total		103	6	0	1	110	47	163	99	309	419	
Winfield SP	Adult Female	22	0	0	1	23	2	32	24	58	81	
	Adult Male	49	6	1	2	58	13	48	45	106	164	

			Crimes Against Persons					Crimes Against Property				Total
			Assault Offenses	Forcible Sex Offenses	Murder	Other Crimes Against Persons	Total	Burglary/ B&E	Larceny	Other Crimes Against Property	Total	
Putnam County	Winfield SP	Juvenile Female	1	0	0	0	1	0	0	0	0	1
		Juvenile Male	6	1	0	0	7	0	0	8	8	15
		Total	78	7	1	3	89	15	80	77	172	261
	Total	213	23	1	5	242	73	341	224	638	880	
Raleigh County	Beckley PD		0	0	0	0	0	1	0	0	1	1
		Adult Female	301	0	1	1	303	31	344	204	579	882
		Adult Male	645	20	2	3	670	109	368	327	804	1,474
		Juvenile Female	45	0	0	0	45	2	32	7	41	86
		Juvenile Male	65	5	0	0	70	10	22	24	56	126
		Total	1,056	25	3	4	1,088	153	766	562	1,481	2,569
	Beckley SP	Adult Female	37	3	0	2	42	12	59	54	125	167
		Adult Male	123	8	0	4	135	33	85	118	236	371
		Juvenile Female	1	0	0	0	1	0	0	1	1	2
		Juvenile Male	5	3	0	0	8	1	3	4	8	16
		Total	166	14	0	6	186	46	147	177	370	556
	Raleigh Co SO		4	0	0	0	4	0	3	6	9	13
		Adult Female	116	1	1	2	120	29	80	80	189	309
		Adult Male	333	25	5	3	366	106	166	190	462	828
Juvenile Female		2	0	0	0	2	2	5	3	10	12	
Juvenile Male		21	5	0	0	26	11	13	22	46	72	

		Crimes Against Persons					Crimes Against Property				Total	
		Assault Offenses	Forcible Sex Offenses	Murder	Other Crimes Against Persons	Total	Burglary/ B&E	Larceny	Other Crimes Against Property	Total		
Raleigh County	Raleigh Co	Total	476	31	6	5	518	148	267	301	716	1,234
	Turnpike - Raleigh	Adult Female	0	0	0	0	0	0	0	1	1	1
		Adult Male	1	0	0	0	1	0	1	2	3	4
		Total	1	0	0	0	1	0	1	3	4	5
Total		1,699	70	9	15	1,793	347	1,181	1,043	2,571	4,364	
Randolph County	Elkins PD	Adult Female	29	0	0	2	31	1	24	16	41	72
		Adult Male	87	0	1	3	91	8	40	34	82	173
		Juvenile Female	6	0	0	0	6	0	0	0	0	6
		Juvenile Male	11	0	0	0	11	0	6	9	15	26
		Total	133	0	1	5	139	9	70	59	138	277
	Elkins SP	Adult Female	33	1	0	0	34	1	69	24	94	128
		Adult Male	107	13	0	1	121	11	62	71	144	265
		Juvenile Female	6	0	0	0	6	2	9	1	12	18
		Juvenile Male	7	6	0	1	14	2	5	6	13	27
		Total	153	20	0	2	175	16	145	102	263	438
	Randolph Co SO	Adult Female	9	0	0	0	9	2	7	9	18	27
		Adult Male	48	0	0	1	49	9	15	17	41	90
		Juvenile Female	2	0	0	0	2	1	0	1	2	4
Juvenile Male		7	0	0	0	7	2	1	1	4	11	

		Crimes Against Persons					Crimes Against Property				Total	
		Assault Offenses	Forcible Sex Offenses	Murder	Other Crimes Against Persons	Total	Burglary/ B&E	Larceny	Other Crimes Against Property	Total		
Randolph County	Randolph Co	Total	66	0	0	1	67	14	23	28	65	132
	Total		352	20	1	8	381	39	238	189	466	847
Ritchie County	Harrisville PD	Adult Female	2	0	0	0	2	0	2	3	5	7
		Adult Male	4	0	0	0	4	0	1	0	1	5
		Juvenile Male	0	0	0	0	0	5	2	1	8	8
		Total	6	0	0	0	6	5	5	4	14	20
	Harrisville SP	Adult Female	6	0	0	0	6	0	2	5	7	13
		Adult Male	35	6	0	0	41	5	12	12	29	70
		Juvenile Female	0	0	0	0	0	0	0	2	2	2
		Juvenile Male	2	0	0	0	2	0	3	0	3	5
		Total	43	6	0	0	49	5	17	19	41	90
	Ritchie Co SO	Adult Female	7	0	0	0	7	2	2	1	5	12
		Adult Male	34	2	0	2	38	0	5	6	11	49
		Juvenile Female	1	0	0	0	1	0	0	0	0	1
		Juvenile Male	0	2	0	0	2	0	0	0	0	2
		Total	42	4	0	2	48	2	7	7	16	64
	Total		91	10	0	2	103	12	29	30	71	174
Roane County	Roane Co SO	Adult Female	10	0	0	0	10	0	1	1	2	12
		Adult Male	37	2	0	0	39	0	8	5	13	52

			Crimes Against Persons					Crimes Against Property				Total	
			Assault Offenses	Forcible Sex Offenses	Murder	Other Crimes Against Persons	Total	Burglary/ B&E	Larceny	Other Crimes Against Property	Total		
Roane County	Roane Co SO	Juvenile Female	2	0	0	0	2	0	0	0	0	2	
		Juvenile Male	2	0	0	0	2	0	0	0	0	2	
		Total	51	2	0	0	53	0	9	6	15	68	
	Spencer PD	Adult Female	18	0	0	0	18	0	18	4	22	40	
		Adult Male	32	2	0	1	35	5	6	13	24	59	
		Juvenile Female	0	0	0	0	0	0	2	1	3	3	
		Juvenile Male	2	0	0	0	2	0	1	1	2	4	
		Total	52	2	0	1	55	5	27	19	51	106	
	Spencer SP	Adult Female	5	0	0	0	5	1	2	9	12	17	
		Adult Male	38	2	0	0	40	4	14	12	30	70	
		Juvenile Female	0	0	0	0	0	0	1	0	1	1	
		Juvenile Male	2	1	0	0	3	0	3	0	3	6	
		Total	45	3	0	0	48	5	20	21	46	94	
	Total			148	7	0	1	156	10	56	46	112	268
	Summers County	Hinton PD	Adult Female	7	0	0	0	7	4	30	7	41	48
Adult Male			59	2	0	0	61	11	26	13	50	111	
Juvenile Female			0	0	0	0	0	0	0	1	1	1	
Juvenile Male			3	1	0	0	4	0	2	0	2	6	
Total			69	3	0	0	72	15	58	21	94	166	
Hinton SP		Adult Female	7	0	0	0	7	3	8	27	38	45	

			Crimes Against Persons					Crimes Against Property				Total	
			Assault Offenses	Forcible Sex Offenses	Murder	Other Crimes Against Persons	Total	Burglary/ B&E	Larceny	Other Crimes Against Property	Total		
Summers County	Hinton SP	Adult Male	20	3	0	1	24	12	18	9	39	63	
		Juvenile Female	0	0	0	0	0	0	1	0	1	1	
		Juvenile Male	1	0	0	0	1	2	1	0	3	4	
		Total	28	3	0	1	32	17	28	36	81	113	
	Summers Co SO	Adult Female	6	0	0	0	6	0	2	3	5	11	
		Adult Male	28	0	0	0	28	1	3	15	19	47	
		Juvenile Male	0	0	0	0	0	0	0	1	1	1	
		Total	34	0	0	0	34	1	5	19	25	59	
	Total			131	6	0	1	138	33	91	76	200	338
	Taylor County	Grafton PD	Adult Female	5	0	0	0	5	0	1	0	1	6
Adult Male			5	0	0	0	5	6	4	2	12	17	
Total			10	0	0	0	10	6	5	2	13	23	
Grafton SP		Adult Female	0	1	0	0	1	0	0	0	0	1	
		Adult Male	5	0	0	0	5	1	2	2	5	10	
		Total	5	1	0	0	6	1	2	2	5	11	
Taylor Co SO		Adult Female	0	0	0	0	0	1	0	0	1	1	
		Total	0	0	0	0	0	1	0	0	1	1	
Total			15	1	0	0	16	8	7	4	19	35	
Tucker		Parsons PD	Adult Female	1	0	0	0	1	1	2	0	3	4

			Crimes Against Persons					Crimes Against Property				Total
			Assault Offenses	Forcible Sex Offenses	Murder	Other Crimes Against Persons	Total	Burglary/ B&E	Larceny	Other Crimes Against Property	Total	
Tucker County	Parsons PD	Adult Male	6	0	0	0	6	1	4	1	6	12
		Total	7	0	0	0	7	2	6	1	9	16
	Parsons SP	Adult Female	7	0	0	0	7	1	6	6	13	20
		Adult Male	32	2	0	0	34	1	6	11	18	52
		Juvenile Male	1	0	0	0	1	0	7	1	8	9
		Total	40	2	0	0	42	2	19	18	39	81
	Tucker Co SO	Adult Female	8	0	0	0	8	0	0	2	2	10
		Adult Male	10	0	0	0	10	0	4	0	4	14
		Juvenile Male	0	0	0	0	0	0	1	0	1	1
		Total	18	0	0	0	18	0	5	2	7	25
	Total			65	2	0	0	67	4	30	21	55
Tyler County	Paden City PD	Adult Female	1	0	0	0	1	0	0	0	0	1
		Total	1	0	0	0	1	0	0	0	0	1
	Tyler Co SO	Adult Female	7	0	0	0	7	4	3	3	10	17
		Adult Male	18	3	0	1	22	4	5	9	18	40
		Juvenile Female	1	0	0	0	1	0	0	0	0	1
		Juvenile Male	2	0	0	0	2	0	0	2	2	4
		Total	28	3	0	1	32	8	8	14	30	62
Total			29	3	0	1	33	8	8	14	30	63

			Crimes Against Persons					Crimes Against Property				Total
			Assault Offenses	Forcible Sex Offenses	Murder	Other Crimes Against Persons	Total	Burglary/ B&E	Larceny	Other Crimes Against Property	Total	
Upshur County	BCI - Buckhannon	Adult Female	0	0	0	0	0	0	0	1	1	1
		Adult Male	0	0	0	0	0	0	0	1	1	1
		Total	0	0	0	0	0	0	0	2	2	2
	Buckhannon PD	Adult Female	17	0	0	0	17	0	11	5	16	33
		Adult Male	31	3	0	3	37	10	15	19	44	81
		Juvenile Female	3	0	0	0	3	4	6	1	11	14
		Juvenile Male	5	0	0	0	5	12	11	11	34	39
		Total	56	3	0	3	62	26	43	36	105	167
	Buckhannon SP	Adult Female	16	0	0	0	16	1	3	12	16	32
		Adult Male	51	4	0	2	57	4	9	22	35	92
		Juvenile Female	0	0	0	0	0	0	1	0	1	1
		Juvenile Male	7	0	0	0	7	2	2	3	7	14
		Total	74	4	0	2	80	7	15	37	59	139
	DNR - 3 - Upshur Co	Adult Male	0	0	0	0	0	0	0	1	1	1
		Total	0	0	0	0	0	0	0	1	1	1
	Upshur Co SO		0	0	0	0	0	0	1	0	1	1
		Adult Female	7	0	0	0	7	0	2	2	4	11
		Adult Male	21	2	0	0	23	5	3	12	20	43
		Juvenile Female	8	0	0	0	8	0	0	0	0	8
		Juvenile Male	10	1	0	0	11	0	4	2	6	17

		Crimes Against Persons					Crimes Against Property				Total	
		Assault Offenses	Forcible Sex Offenses	Murder	Other Crimes Against Persons	Total	Burglary/ B&E	Larceny	Other Crimes Against Property	Total		
Upshur County	Upshur Co	Total	46	3	0	0	49	5	10	16	31	80
	Total		176	10	0	5	191	38	68	92	198	389
Wayne County	Ceredo PD	Adult Female	0	0	0	0	0	0	1	0	1	1
		Adult Male	3	0	0	0	3	0	5	1	6	9
		Total	3	0	0	0	3	0	6	1	7	10
	Fort Gay PD	Adult Female	0	0	0	0	0	0	1	0	1	1
		Adult Male	2	0	0	0	2	0	0	0	0	2
		Total	2	0	0	0	2	0	1	0	1	3
	Kenova PD	Adult Female	13	0	0	0	13	2	19	4	25	38
		Adult Male	47	1	0	0	48	7	27	13	47	95
		Juvenile Female	2	0	0	0	2	0	0	1	1	3
		Juvenile Male	2	0	0	0	2	2	2	1	5	7
		Total	64	1	0	0	65	11	48	19	78	143
	Wayne Co SO	Adult Female	12	0	0	0	12	2	0	0	2	14
		Adult Male	51	0	0	0	51	8	4	0	12	63
		Total	63	0	0	0	63	10	4	0	14	77
	Wayne PD	Adult Female	2	0	0	0	2	0	1	0	1	3
Adult Male		3	0	0	0	3	0	2	1	3	6	
Total		5	0	0	0	5	0	3	1	4	9	

			Crimes Against Persons					Crimes Against Property				Total
			Assault Offenses	Forcible Sex Offenses	Murder	Other Crimes Against Persons	Total	Burglary/ B&E	Larceny	Other Crimes Against Property	Total	
Wayne County	Wayne SP	Adult Female	38	1	0	1	40	8	29	20	57	97
		Adult Male	112	6	1	2	121	23	41	48	112	233
		Juvenile Female	4	0	0	0	4	2	1	3	6	10
		Juvenile Male	3	1	0	0	4	2	8	10	20	24
		Total	157	8	1	3	169	35	79	81	195	364
Total			294	9	1	3	307	56	141	102	299	606
Webster County	Upperglade SP	Adult Female	5	0	0	0	5	1	9	6	16	21
		Adult Male	25	1	1	0	27	5	13	11	29	56
		Juvenile Male	0	0	0	0	0	2	1	2	5	5
		Total	30	1	1	0	32	8	23	19	50	82
Total			30	1	1	0	32	8	23	19	50	82
Wetzel County	Hundred SP		1	0	0	0	1	0	1	0	1	2
		Adult Female	9	0	0	0	9	0	8	7	15	24
		Adult Male	22	1	0	0	23	12	9	16	37	60
		Juvenile Female	4	0	0	0	4	0	0	1	1	5
		Juvenile Male	2	1	0	0	3	0	0	2	2	5
		Total	38	2	0	0	40	12	18	26	56	96
	New Martinsville PD	Adult Female	5	0	0	0	5	0	3	2	5	10
		Adult Male	7	1	0	1	9	1	1	3	5	14
Juvenile Male		1	0	0	0	1	0	0	0	0	1	

		Crimes Against Persons					Crimes Against Property				Total		
		Assault Offenses	Forcible Sex Offenses	Murder	Other Crimes Against Persons	Total	Burglary/ B&E	Larceny	Other Crimes Against Property	Total			
Wetzel County	New	Total	13	1	0	1	15	1	4	5	10	25	
	Paden City SP	Adult Female	2	0	0	0	2	0	4	5	9	11	
		Adult Male	23	0	0	1	24	0	4	11	15	39	
		Juvenile Female	0	0	0	0	0	0	1	0	1	1	
		Juvenile Male	1	0	0	0	1	0	0	0	0	1	
		Total	26	0	0	1	27	0	9	16	25	52	
	Wetzel Co SO		0	0	0	0	0	0	1	0	1	1	
		Adult Female	2	0	0	0	2	0	0	2	2	4	
		Adult Male	12	1	0	0	13	0	5	5	10	23	
		Total	14	1	0	0	15	0	6	7	13	28	
	Total		91	4	0	2	97	13	37	54	104	201	
	Wirt County	Elizabeth SP	Adult Female	6	0	0	0	6	0	0	2	2	8
			Adult Male	22	0	0	1	23	3	5	9	17	40
Juvenile Female			2	0	0	0	2	0	0	0	0	2	
Juvenile Male			2	1	0	0	3	0	0	0	0	3	
Total			32	1	0	1	34	3	5	11	19	53	
Wirt Co SO		Adult Female	5	0	0	0	5	3	2	1	6	11	
		Adult Male	14	0	0	0	14	10	12	7	29	43	
		Juvenile Female	1	0	0	0	1	0	1	0	1	2	
		Juvenile Male	0	0	0	0	0	0	0	3	3	3	

		Crimes Against Persons					Crimes Against Property				Total	
		Assault Offenses	Forcible Sex Offenses	Murder	Other Crimes Against Persons	Total	Burglary/ B&E	Larceny	Other Crimes Against Property	Total		
Wirt County	Wirt Co SO	Total	20	0	0	0	20	13	15	11	39	59
	Total		52	1	0	1	54	16	20	22	58	112
Wood County	Parkersburg PD		0	0	0	0	0	0	2	0	2	2
		Adult Female	111	4	0	1	116	19	177	101	297	413
		Adult Male	357	26	2	9	394	76	213	166	455	849
		Juvenile Female	24	0	0	0	24	2	17	1	20	44
		Juvenile Male	18	3	0	0	21	12	29	37	78	99
		Total	510	33	2	10	555	109	438	305	852	1,407
	Parkersburg SP	Adult Female	6	0	0	0	6	0	8	11	19	25
		Adult Male	15	4	0	0	19	6	14	18	38	57
		Juvenile Male	3	1	0	0	4	0	1	2	3	7
		Total	24	5	0	0	29	6	23	31	60	89
	Vienna PD		3	0	0	0	3	1	2	1	4	7
		Adult Female	18	0	0	0	18	1	30	17	48	66
		Adult Male	62	1	0	0	63	5	56	22	83	146
		Juvenile Female	3	0	0	0	3	0	19	1	20	23
		Juvenile Male	7	0	0	0	7	0	22	3	25	32
		Total	93	1	0	0	94	7	129	44	180	274
	Wood Co SO		2	0	0	0	2	2	0	1	3	5
		Adult Female	71	0	0	0	71	8	46	37	91	162

			Crimes Against Persons					Crimes Against Property				Total
			Assault Offenses	Forcible Sex Offenses	Murder	Other Crimes Against Persons	Total	Burglary/ B&E	Larceny	Other Crimes Against Property	Total	
Wood County	Wood Co SO	Adult Male	236	33	0	1	270	46	73	71	190	460
		Juvenile Female	10	0	0	0	10	1	5	3	9	19
		Juvenile Male	21	2	0	0	23	9	11	18	38	61
		Total	340	35	0	1	376	66	135	130	331	707
	Total	967	74	2	11	1,054	188	725	510	1,423	2,477	
Wyoming County	Jesse SP	Adult Female	4	0	0	0	4	2	6	3	11	15
		Adult Male	4	1	0	0	5	2	5	4	11	16
		Juvenile Male	1	0	0	0	1	0	0	0	0	1
		Total	9	1	0	0	10	4	11	7	22	32
	Mullens PD	Adult Female	4	1	0	0	5	3	6	1	10	15
		Adult Male	5	0	0	0	5	5	9	1	15	20
		Total	9	1	0	0	10	8	15	2	25	35
	Oceana PD		0	0	0	0	0	0	1	0	1	1
		Adult Female	9	0	0	0	9	0	31	6	37	46
		Adult Male	22	2	0	0	24	3	43	11	57	81
		Juvenile Male	0	0	0	0	0	3	8	6	17	17
		Total	31	2	0	0	33	6	83	23	112	145
	Wyoming Co SO	Adult Female	27	0	0	0	27	14	26	5	45	72
		Adult Male	57	4	0	0	61	28	58	31	117	178
		Juvenile Female	4	0	0	0	4	0	0	1	1	5

			Crimes Against Persons				Crimes Against Property				Total	
			Assault Offenses	Forcible Sex Offenses	Murder	Other Crimes Against Persons	Total	Burglary/ B&E	Larceny	Other Crimes Against Property		Total
Wyoming County	Wyoming Co SO	Juvenile Male	1	0	0	0	1	0	2	1	3	4
		Total	89	4	0	0	93	42	86	38	166	259
	Total		138	8	0	0	146	60	195	70	325	471
Total			21,723	1,071	74	218	23,086	3,792	14,118	11,150	29,060	52,146

Offenses (Group "A") by Agency

2010

COUNTY

AGENCY

OFFENSE CATEGORY

OFFENSE

OF OFFENSES

Barbour County TOTAL 361

Barbour Co SO	TOTAL	66
ASSAULT OFFENSES		30
Aggravated Assault		4
Intimidation		2
Simple Assault		24
BURGLARY/BREAKING & ENTERING		3
Burglary/Breaking & Entering		3
LARCENY/THEFT OFFENSES		10
All Other Larceny		6
Shoplifting		3
Theft From Building		1
COUNTERFEITING/FORGERY		1
Counterfeiting/Forgery		1
DESTRUCTION/DAMAGE/VANDALISM OF PROPERTY		8
Destruction/Damage/Vandalism of Property		8
STOLEN PROPERTY OFFENSES		3
Stolen Property Offenses		3
DRUG/NARCOTIC OFFENSES		11
Drug/Narcotic Violations		11

Offenses (Group "A") by Agency

2010

COUNTY

AGENCY

OFFENSE CATEGORY

OFFENSE

OF OFFENSES

<u>Belington PD</u>	<u>TOTAL</u>	<u>63</u>
SEX OFFENSES, NONFORCIBLE		1
Statutory Rape		1
ASSAULT OFFENSES		23
Aggravated Assault		17
Intimidation		4
Simple Assault		4
ROBBERY		1
Robbery		1
BURGLARY/BREAKING & ENTERING		6
Burglary/Breaking & Entering		6
LARCENY/THEFT OFFENSES		12
All Other Larceny		7
Shoplifting		1
Theft From Building		1
Theft From Motor Vehicle		3
DESTRUCTION/DAMAGE/VANDALISM OF PROPERTY		9
Destruction/Damage/Vandalism of Property		9
FRAUD OFFENSES		4
Credit Card/Automatic Teller Fraud		2
False Pretenses/Swindle/Confidence Game		2
DRUG/NARCOTIC OFFENSES		5
Drug/Narcotic Violations		5

Offenses (Group "A") by Agency

2010

COUNTY

AGENCY

OFFENSE CATEGORY

OFFENSE

OF OFFENSES

<u>Philippi PD</u>	<u>TOTAL</u>	<u>62</u>
ASSAULT OFFENSES		22
Aggravated Assault		3
Intimidation		2
Simple Assault		17
BURGLARY/BREAKING & ENTERING		3
Burglary/Breaking & Entering		3
LARCENY/THEFT OFFENSES		18
Shoplifting		4
Theft From Building		10
Theft From Motor Vehicle		4
MOTOR VEHICLE THEFT		1
Motor Vehicle Theft		1
COUNTERFEITING/FORGERY		1
Counterfeiting/Forgery		1
DESTRUCTION/DAMAGE/VANDALISM OF PROPERTY		5
Destruction/Damage/Vandalism of Property		5
FRAUD OFFENSES		2
Credit Card/Automatic Teller Fraud		1
False Pretenses/Swindle/Confidence Game		1
DRUG/NARCOTIC OFFENSES		10
Drug/Narcotic Violations		10

Offenses (Group "A") by Agency

2010

COUNTY

AGENCY

OFFENSE CATEGORY

OFFENSE

OF OFFENSES

<u>Philippi SP</u>	<u>TOTAL</u>	<u>170</u>
SEX OFFENSES, FORCIBLE		4
Forcible Fondling		1
Sexual Assault With An Object		3
ASSAULT OFFENSES		47
Aggravated Assault		9
Intimidation		4
Simple Assault		35
BURGLARY/BREAKING & ENTERING		22
Burglary/Breaking & Entering		22
LARCENY/THEFT OFFENSES		39
All Other Larceny		13
Shoplifting		3
Theft From Building		14
Theft From Motor Vehicle		9
MOTOR VEHICLE THEFT		7
Motor Vehicle Theft		7
ARSON		1
Arson		1
COUNTERFEITING/FORGERY		1
Counterfeiting/Forgery		1
DESTRUCTION/DAMAGE/VANDALISM OF PROPERTY		29
Destruction/Damage/Vandalism of Property		29
FRAUD OFFENSES		4
False Pretenses/Swindle/Confidence Game		3
Impersonation		1
STOLEN PROPERTY OFFENSES		1
Stolen Property Offenses		1
DRUG/NARCOTIC OFFENSES		14
Drug Equipment Violations		1
Drug/Narcotic Violations		13
Berkeley	County TOTAL	5839

Offenses (Group "A") by Agency

2010

COUNTY

AGENCY

OFFENSE CATEGORY

OFFENSE

OF OFFENSES

<u>Berkeley Co SO</u>	<u>TOTAL</u>	<u>1,675</u>
HOMICIDE OFFENSES		2
Murder and Nonnegligent Manslaughter		1
Negligent Manslaughter		1
SEX OFFENSES, FORCIBLE		43
Forcible Fondling		27
Forcible Rape		12
Forcible Sodomy		3
Sexual Assault With An Object		1
SEX OFFENSES, NONFORCIBLE		2
Statutory Rape		2
ASSAULT OFFENSES		446
Aggravated Assault		47
Intimidation		30
Simple Assault		376
KIDNAPING/ABDUCTION		7
Kidnaping/Abduction		7
ROBBERY		12
Robbery		12
BURGLARY/BREAKING & ENTERING		231
Burglary/Breaking & Entering		231
LARCENY/THEFT OFFENSES		521
All Other Larceny		258
Shoplifting		43
Theft From Building		9
Theft From Coin Operated Machine or Device		6
Theft From Motor Vehicle		157
Theft of Motor Vehicle Parts/Accessories		49
MOTOR VEHICLE THEFT		62
Motor Vehicle Theft		62
ARSON		14
Arson		14
COUNTERFEITING/FORGERY		29
Counterfeiting/Forgery		29
DESTRUCTION/DAMAGE/VANDALISM OF PROPERTY		126
Destruction/Damage/Vandalism of Property		126

Offenses (Group "A") by Agency

2010

COUNTY

AGENCY

OFFENSE CATEGORY

OFFENSE

OF OFFENSES

OFFENSE CATEGORY	OFFENSE	# OF OFFENSES
EMBEZZLEMENT		11
	Embezzlement	11
EXTORTION/BLACKMAIL		1
	Extortion/Blackmail	1
FRAUD OFFENSES		52
	Credit Card/Automatic Teller Fraud	21
	False Pretenses/Swindle/Confidence Game	31
STOLEN PROPERTY OFFENSES		19
	Stolen Property Offenses	19
DRUG/NARCOTIC OFFENSES		75
	Drug/Narcotic Violations	75
PORNOGRAPHY/OBSCENE MATERIAL		1
	Pornography/Obscene Material	1
WEAPON LAW VIOLATIONS		13
	Weapon Law Violations	13
DNR - 2 - Berkeley	TOTAL	1
WEAPON LAW VIOLATIONS		1
	Weapon Law Violations	1

Offenses (Group "A") by Agency

2010

COUNTY

AGENCY

OFFENSE CATEGORY

OFFENSE

OF OFFENSES

<u>Martinsburg PD</u>	<u>TOTAL</u>	<u>2,086</u>
SEX OFFENSES, FORCIBLE		11
Forcible Fondling		1
Forcible Rape		3
Forcible Sodomy		4
Sexual Assault With An Object		4
SEX OFFENSES, NONFORCIBLE		1
Incest		1
ASSAULT OFFENSES		346
Aggravated Assault		46
Intimidation		31
Simple Assault		279
KIDNAPING/ABDUCTION		2
Kidnaping/Abduction		2
ROBBERY		17
Robbery		17
BURGLARY/BREAKING & ENTERING		124
Burglary/Breaking & Entering		124
LARCENY/THEFT OFFENSES		871
All Other Larceny		337
Shoplifting		354
Theft From Motor Vehicle		169
Theft of Motor Vehicle Parts/Accessories		15
MOTOR VEHICLE THEFT		41
Motor Vehicle Theft		41
ARSON		8
Arson		8
COUNTERFEITING/FORGERY		58
Counterfeiting/Forgery		58
DESTRUCTION/DAMAGE/VANDALISM OF PROPERTY		131
Destruction/Damage/Vandalism of Property		131
EMBEZZLEMENT		13
Embezzlement		13
EXTORTION/BLACKMAIL		1
Extortion/Blackmail		1
FRAUD OFFENSES		73
Credit Card/Automatic Teller Fraud		27

Offenses (Group "A") by Agency

2010

COUNTY

AGENCY

OFFENSE CATEGORY

OFFENSE

OF OFFENSES

False Pretenses/Swindle/Confidence Game	46
STOLEN PROPERTY OFFENSES	39
Stolen Property Offenses	39
DRUG/NARCOTIC OFFENSES	296
Drug/Narcotic Violations	296
PORNOGRAPHY/OBSCENE MATERIAL	2
Pornography/Obscene Material	2
PROSTITUTION OFFENSES	5
Prostitution	5
WEAPON LAW VIOLATIONS	32
Weapon Law Violations	32

Offenses (Group "A") by Agency

2010

COUNTY

AGENCY

OFFENSE CATEGORY

OFFENSE

OF OFFENSES

<u>Martinsburg SP</u>	<u>TOTAL</u>	<u>1,787</u>
SEX OFFENSES, FORCIBLE		28
Forcible Fondling		14
Forcible Rape		8
Forcible Sodomy		4
Sexual Assault With An Object		2
SEX OFFENSES, NONFORCIBLE		2
Incest		1
Statutory Rape		1
ASSAULT OFFENSES		344
Aggravated Assault		45
Intimidation		137
Simple Assault		176
KIDNAPING/ABDUCTION		4
Kidnaping/Abduction		4
ROBBERY		15
Robbery		15
BURGLARY/BREAKING & ENTERING		180
Burglary/Breaking & Entering		180
LARCENY/THEFT OFFENSES		410
All Other Larceny		125
Shoplifting		60
Theft From Building		41
Theft From Coin Operated Machine or Device		5
Theft From Motor Vehicle		99
Theft of Motor Vehicle Parts/Accessories		80
MOTOR VEHICLE THEFT		42
Motor Vehicle Theft		42
ARSON		1
Arson		1
COUNTERFEITING/FORGERY		34
Counterfeiting/Forgery		34
DESTRUCTION/DAMAGE/VANDALISM OF PROPERTY		166
Destruction/Damage/Vandalism of Property		166
EMBEZZLEMENT		8
Embezzlement		8

Offenses (Group "A") by Agency

2010

COUNTY

AGENCY

OFFENSE CATEGORY

OFFENSE

OF OFFENSES

FRAUD OFFENSES	86
Credit Card/Automatic Teller Fraud	32
False Pretenses/Swindle/Confidence Game	43
Impersonation	11
STOLEN PROPERTY OFFENSES	20
Stolen Property Offenses	20
DRUG/NARCOTIC OFFENSES	402
Drug Equipment Violations	1
Drug/Narcotic Violations	402
PORNOGRAPHY/OBSCENE MATERIAL	3
Pornography/Obscene Material	3
PROSTITUTION OFFENSES	3
Prostitution	3
WEAPON LAW VIOLATIONS	24
Weapon Law Violations	24

tf Eastern Panhandle Drug & Vio **TOTAL** 290

BURGLARY/BREAKING & ENTERING	1
Burglary/Breaking & Entering	1
LARCENY/THEFT OFFENSES	1
Theft From Coin Operated Machine or Device	1
ARSON	1
Arson	1
FRAUD OFFENSES	2
Credit Card/Automatic Teller Fraud	2
DRUG/NARCOTIC OFFENSES	267
Drug/Narcotic Violations	267
GAMBLING OFFENSES	15
Betting/Wagering	15
WEAPON LAW VIOLATIONS	3
Weapon Law Violations	3

Boone County TOTAL **1044**

Offenses (Group "A") by Agency

2010

COUNTY

AGENCY

OFFENSE CATEGORY

OFFENSE

OF OFFENSES

<u>Boone Co SO</u>	<u>TOTAL</u>	<u>154</u>
SEX OFFENSES, FORCIBLE		5
Forcible Fondling		2
Forcible Rape		1
Sexual Assault With An Object		2
ASSAULT OFFENSES		52
Aggravated Assault		12
Intimidation		10
Simple Assault		30
ROBBERY		1
Robbery		1
BURGLARY/BREAKING & ENTERING		30
Burglary/Breaking & Entering		30
LARCENY/THEFT OFFENSES		36
All Other Larceny		35
Theft From Motor Vehicle		1
MOTOR VEHICLE THEFT		7
Motor Vehicle Theft		7
DESTRUCTION/DAMAGE/VANDALISM OF PROPERTY		20
Destruction/Damage/Vandalism of Property		20
FRAUD OFFENSES		3
Credit Card/Automatic Teller Fraud		1
False Pretenses/Swindle/Confidence Game		1
Impersonation		1
<u>DNR - 5 - Boone</u>	<u>TOTAL</u>	<u>2</u>
DESTRUCTION/DAMAGE/VANDALISM OF PROPERTY		1
Destruction/Damage/Vandalism of Property		1
WEAPON LAW VIOLATIONS		1
Weapon Law Violations		1

Offenses (Group "A") by Agency

2010

COUNTY

AGENCY

OFFENSE CATEGORY

OFFENSE

OF OFFENSES

Madison SP	TOTAL	705
SEX OFFENSES, FORCIBLE		9
Forcible Fondling		3
Forcible Rape		4
Sexual Assault With An Object		2
ASSAULT OFFENSES		125
Aggravated Assault		28
Intimidation		21
Simple Assault		80
KIDNAPING/ABDUCTION		1
Kidnaping/Abduction		1
BURGLARY/BREAKING & ENTERING		52
Burglary/Breaking & Entering		52
LARCENY/THEFT OFFENSES		198
All Other Larceny		71
Purse-snatching		1
Shoplifting		26
Theft From Building		45
Theft From Motor Vehicle		12
Theft of Motor Vehicle Parts/Accessories		43
MOTOR VEHICLE THEFT		25
Motor Vehicle Theft		25
ARSON		3
Arson		3
COUNTERFEITING/FORGERY		20
Counterfeiting/Forgery		20
DESTRUCTION/DAMAGE/VANDALISM OF PROPERTY		68
Destruction/Damage/Vandalism of Property		68
EMBEZZLEMENT		3
Embezzlement		3
FRAUD OFFENSES		9
Credit Card/Automatic Teller Fraud		1
False Pretenses/Swindle/Confidence Game		7
Impersonation		1
STOLEN PROPERTY OFFENSES		10
Stolen Property Offenses		10

Offenses (Group "A") by Agency

2010

COUNTY

AGENCY

OFFENSE CATEGORY

OFFENSE

OF OFFENSES

DRUG/NARCOTIC OFFENSES	167
Drug/Narcotic Violations	167
PORNOGRAPHY/OBSCENE MATERIAL	2
Pornography/Obscene Material	2
WEAPON LAW VIOLATIONS	9
Weapon Law Violations	9

Offenses (Group "A") by Agency

2010

COUNTY

AGENCY

OFFENSE CATEGORY

OFFENSE

OF OFFENSES

Whitesville SP	TOTAL	183
SEX OFFENSES, FORCIBLE		1
Forcible Fondling		1
ASSAULT OFFENSES		43
Aggravated Assault		14
Intimidation		9
Simple Assault		22
ROBBERY		2
Robbery		2
BURGLARY/BREAKING & ENTERING		19
Burglary/Breaking & Entering		19
LARCENY/THEFT OFFENSES		33
All Other Larceny		27
Theft From Building		2
Theft From Motor Vehicle		2
Theft of Motor Vehicle Parts/Accessories		2
MOTOR VEHICLE THEFT		1
Motor Vehicle Theft		1
ARSON		1
Arson		1
COUNTERFEITING/FORGERY		8
Counterfeiting/Forgery		8
DESTRUCTION/DAMAGE/VANDALISM OF PROPERTY		18
Destruction/Damage/Vandalism of Property		18
EMBEZZLEMENT		2
Embezzlement		2
FRAUD OFFENSES		4
False Pretenses/Swindle/Confidence Game		4
Impersonation		1
STOLEN PROPERTY OFFENSES		3
Stolen Property Offenses		3
DRUG/NARCOTIC OFFENSES		43
Drug Equipment Violations		4
Drug/Narcotic Violations		39
WEAPON LAW VIOLATIONS		2
Weapon Law Violations		2

Offenses (Group "A") by Agency

2010

COUNTY

AGENCY

OFFENSE CATEGORY

OFFENSE

OF OFFENSES

Braxton County TOTAL 430

Braxton Co SO	TOTAL	105
ASSAULT OFFENSES		35
Aggravated Assault		14
Intimidation		6
Simple Assault		15
BURGLARY/BREAKING & ENTERING		4
Burglary/Breaking & Entering		4
LARCENY/THEFT OFFENSES		21
All Other Larceny		12
Shoplifting		5
Theft From Building		1
Theft From Motor Vehicle		1
Theft of Motor Vehicle Parts/Accessories		2
MOTOR VEHICLE THEFT		3
Motor Vehicle Theft		3
COUNTERFEITING/FORGERY		4
Counterfeiting/Forgery		4
DESTRUCTION/DAMAGE/VANDALISM OF PROPERTY		18
Destruction/Damage/Vandalism of Property		18
FRAUD OFFENSES		1
False Pretenses/Swindle/Confidence Game		1
STOLEN PROPERTY OFFENSES		2
Stolen Property Offenses		2
DRUG/NARCOTIC OFFENSES		17
Drug Equipment Violations		1
Drug/Narcotic Violations		16

Offenses (Group "A") by Agency

2010

COUNTY

AGENCY

OFFENSE CATEGORY

OFFENSE

OF OFFENSES

<u>Sutton SP</u>	<u>TOTAL</u>	<u>325</u>
SEX OFFENSES, FORCIBLE		6
Forcible Fondling		5
Forcible Rape		1
ASSAULT OFFENSES		57
Aggravated Assault		10
Intimidation		8
Simple Assault		39
KIDNAPING/ABDUCTION		1
Kidnaping/Abduction		1
BURGLARY/BREAKING & ENTERING		20
Burglary/Breaking & Entering		20
LARCENY/THEFT OFFENSES		87
All Other Larceny		33
Shoplifting		9
Theft From Building		20
Theft From Coin Operated Machine or Device		3
Theft From Motor Vehicle		12
Theft of Motor Vehicle Parts/Accessories		10
MOTOR VEHICLE THEFT		6
Motor Vehicle Theft		6
ARSON		2
Arson		2
COUNTERFEITING/FORGERY		3
Counterfeiting/Forgery		3
DESTRUCTION/DAMAGE/VANDALISM OF PROPERTY		51
Destruction/Damage/Vandalism of Property		51
FRAUD OFFENSES		9
Credit Card/Automatic Teller Fraud		1
False Pretenses/Swindle/Confidence Game		7
Impersonation		1
STOLEN PROPERTY OFFENSES		3
Stolen Property Offenses		3
DRUG/NARCOTIC OFFENSES		69
Drug Equipment Violations		4
Drug/Narcotic Violations		68

Offenses (Group "A") by Agency

2010

COUNTY

AGENCY

OFFENSE CATEGORY

OFFENSE

OF OFFENSES

PORNOGRAPHY/OBSCENE MATERIAL	1
Pornography/Obscene Material	1
WEAPON LAW VIOLATIONS	7
Weapon Law Violations	7

Brooke	County TOTAL	579
---------------	---------------------	------------

Offenses (Group "A") by Agency

2010

COUNTY

AGENCY

OFFENSE CATEGORY

OFFENSE

OF OFFENSES

Brooke Co SO	TOTAL	324
SEX OFFENSES, FORCIBLE		4
Forcible Fondling		4
SEX OFFENSES, NONFORCIBLE		2
Statutory Rape		2
ASSAULT OFFENSES		83
Aggravated Assault		2
Intimidation		10
Simple Assault		72
ROBBERY		2
Robbery		2
BURGLARY/BREAKING & ENTERING		65
Burglary/Breaking & Entering		65
LARCENY/THEFT OFFENSES		69
All Other Larceny		49
Theft From Building		5
Theft From Coin Operated Machine or Device		1
Theft From Motor Vehicle		13
Theft of Motor Vehicle Parts/Accessories		2
MOTOR VEHICLE THEFT		12
Motor Vehicle Theft		12
ARSON		1
Arson		1
COUNTERFEITING/FORGERY		8
Counterfeiting/Forgery		8
DESTRUCTION/DAMAGE/VANDALISM OF PROPERTY		37
Destruction/Damage/Vandalism of Property		37
FRAUD OFFENSES		17
Credit Card/Automatic Teller Fraud		3
False Pretenses/Swindle/Confidence Game		11
Impersonation		3
STOLEN PROPERTY OFFENSES		2
Stolen Property Offenses		2
DRUG/NARCOTIC OFFENSES		20
Drug/Narcotic Violations		20

Offenses (Group "A") by Agency

2010

COUNTY

AGENCY

OFFENSE CATEGORY

OFFENSE

OF OFFENSES

AGENCY	TOTAL	# OF OFFENSES
DNR - 1 - Brooke	TOTAL	2
WEAPON LAW VIOLATIONS		2
Weapon Law Violations		2
Follansbee PD	TOTAL	86
SEX OFFENSES, FORCIBLE		2
Forcible Fondling		1
Forcible Rape		1
ASSAULT OFFENSES		19
Aggravated Assault		2
Intimidation		1
Simple Assault		16
BURGLARY/BREAKING & ENTERING		14
Burglary/Breaking & Entering		14
LARCENY/THEFT OFFENSES		16
All Other Larceny		3
Pocket-picking		1
Shoplifting		5
Theft From Building		3
Theft From Motor Vehicle		4
MOTOR VEHICLE THEFT		6
Motor Vehicle Theft		6
ARSON		1
Arson		1
DESTRUCTION/DAMAGE/VANDALISM OF PROPERTY		6
Destruction/Damage/Vandalism of Property		6
DRUG/NARCOTIC OFFENSES		21
Drug/Narcotic Violations		21
WEAPON LAW VIOLATIONS		1
Weapon Law Violations		1

Offenses (Group "A") by Agency

2010

COUNTY

AGENCY

OFFENSE CATEGORY

OFFENSE

OF OFFENSES

<u>Wellsburg PD</u>	<u>TOTAL</u>	<u>106</u>
HOMICIDE OFFENSES		1
Murder and Nonnegligent Manslaughter		1
SEX OFFENSES, FORCIBLE		1
Forcible Fondling		1
ASSAULT OFFENSES		34
Aggravated Assault		1
Intimidation		7
Simple Assault		27
BURGLARY/BREAKING & ENTERING		12
Burglary/Breaking & Entering		12
LARCENY/THEFT OFFENSES		25
All Other Larceny		20
Shoplifting		3
Theft From Motor Vehicle		2
COUNTERFEITING/FORGERY		1
Counterfeiting/Forgery		1
DESTRUCTION/DAMAGE/VANDALISM OF PROPERTY		13
Destruction/Damage/Vandalism of Property		13
FRAUD OFFENSES		7
False Pretenses/Swindle/Confidence Game		7
STOLEN PROPERTY OFFENSES		1
Stolen Property Offenses		1
DRUG/NARCOTIC OFFENSES		9
Drug/Narcotic Violations		9
WEAPON LAW VIOLATIONS		1
Weapon Law Violations		1

Offenses (Group "A") by Agency

2010

COUNTY

AGENCY

OFFENSE CATEGORY

OFFENSE

OF OFFENSES

<u>Wellsburg SP</u>	<u>TOTAL</u>	<u>61</u>
SEX OFFENSES, FORCIBLE		5
Forcible Fondling		2
Forcible Rape		3
ASSAULT OFFENSES		15
Aggravated Assault		3
Intimidation		7
Simple Assault		5
BURGLARY/BREAKING & ENTERING		4
Burglary/Breaking & Entering		4
LARCENY/THEFT OFFENSES		12
All Other Larceny		10
Theft of Motor Vehicle Parts/Accessories		2
DESTRUCTION/DAMAGE/VANDALISM OF PROPERTY		1
Destruction/Damage/Vandalism of Property		1
EXTORTION/BLACKMAIL		1
Extortion/Blackmail		1
FRAUD OFFENSES		4
False Pretenses/Swindle/Confidence Game		4
STOLEN PROPERTY OFFENSES		2
Stolen Property Offenses		2
DRUG/NARCOTIC OFFENSES		17
Drug/Narcotic Violations		17
Cabell County TOTAL		9327

Offenses (Group "A") by Agency

2010

COUNTY

AGENCY

OFFENSE CATEGORY

OFFENSE

OF OFFENSES

<u>Barboursville PD</u>	<u>TOTAL</u>	<u>599</u>
SEX OFFENSES, FORCIBLE		1
Forcible Fondling		1
ASSAULT OFFENSES		66
Aggravated Assault		3
Intimidation		1
Simple Assault		62
BURGLARY/BREAKING & ENTERING		27
Burglary/Breaking & Entering		27
LARCENY/THEFT OFFENSES		367
All Other Larceny		32
Shoplifting		287
Theft From Building		18
Theft From Motor Vehicle		21
Theft of Motor Vehicle Parts/Accessories		9
MOTOR VEHICLE THEFT		2
Motor Vehicle Theft		2
ARSON		1
Arson		1
COUNTERFEITING/FORGERY		5
Counterfeiting/Forgery		5
DESTRUCTION/DAMAGE/VANDALISM OF PROPERTY		47
Destruction/Damage/Vandalism of Property		47
EMBEZZLEMENT		18
Embezzlement		18
FRAUD OFFENSES		24
Credit Card/Automatic Teller Fraud		6
False Pretenses/Swindle/Confidence Game		18
STOLEN PROPERTY OFFENSES		8
Stolen Property Offenses		8
DRUG/NARCOTIC OFFENSES		29
Drug Equipment Violations		2
Drug/Narcotic Violations		29
WEAPON LAW VIOLATIONS		2
Weapon Law Violations		2

Offenses (Group "A") by Agency

2010

COUNTY

AGENCY

OFFENSE CATEGORY

OFFENSE

OF OFFENSES

<u>Cabell CO SO</u>	<u>TOTAL</u>	<u>1,828</u>
SEX OFFENSES, FORCIBLE		20
Forcible Fondling		13
Forcible Rape		5
Forcible Sodomy		2
SEX OFFENSES, NONFORCIBLE		1
Statutory Rape		1
ASSAULT OFFENSES		316
Aggravated Assault		17
Intimidation		4
Simple Assault		295
KIDNAPING/ABDUCTION		2
Kidnaping/Abduction		2
ROBBERY		15
Robbery		15
BURGLARY/BREAKING & ENTERING		276
Burglary/Breaking & Entering		276
LARCENY/THEFT OFFENSES		530
All Other Larceny		257
Purse-snatching		6
Shoplifting		90
Theft From Coin Operated Machine or Device		7
Theft From Motor Vehicle		134
Theft of Motor Vehicle Parts/Accessories		36
MOTOR VEHICLE THEFT		64
Motor Vehicle Theft		64
ARSON		3
Arson		3
COUNTERFEITING/FORGERY		27
Counterfeiting/Forgery		27
DESTRUCTION/DAMAGE/VANDALISM OF PROPERTY		363
Destruction/Damage/Vandalism of Property		363
EMBEZZLEMENT		14
Embezzlement		14
EXTORTION/BLACKMAIL		1
Extortion/Blackmail		1
FRAUD OFFENSES		62

Offenses (Group "A") by Agency

2010

COUNTY

AGENCY

OFFENSE CATEGORY

OFFENSE

OF OFFENSES

Credit Card/Automatic Teller Fraud	24
False Pretenses/Swindle/Confidence Game	24
Impersonation	12
Wire Fraud	2
STOLEN PROPERTY OFFENSES	19
Stolen Property Offenses	19
DRUG/NARCOTIC OFFENSES	104
Drug/Narcotic Violations	104
WEAPON LAW VIOLATIONS	11
Weapon Law Violations	11
DNR - 5 - Cabell	TOTAL
	2
DRUG/NARCOTIC OFFENSES	2
Drug/Narcotic Violations	2

Offenses (Group "A") by Agency

2010

COUNTY

AGENCY

OFFENSE CATEGORY

OFFENSE

OF OFFENSES

<u>Huntington PD</u>	<u>TOTAL</u>	<u>5,396</u>
HOMICIDE OFFENSES		2
Murder and Nonnegligent Manslaughter		2
SEX OFFENSES, FORCIBLE		60
Forcible Fondling		10
Forcible Rape		30
Sexual Assault With An Object		20
SEX OFFENSES, NONFORCIBLE		1
Incest		1
ASSAULT OFFENSES		945
Aggravated Assault		89
Simple Assault		856
KIDNAPING/ABDUCTION		8
Kidnaping/Abduction		8
ROBBERY		180
Robbery		180
BURGLARY/BREAKING & ENTERING		846
Burglary/Breaking & Entering		846
LARCENY/THEFT OFFENSES		1,856
All Other Larceny		1,261
Purse-snatching		9
Shoplifting		42
Theft From Building		23
Theft From Coin Operated Machine or Device		1
Theft From Motor Vehicle		518
Theft of Motor Vehicle Parts/Accessories		2
MOTOR VEHICLE THEFT		177
Motor Vehicle Theft		177
ARSON		26
Arson		26
COUNTERFEITING/FORGERY		101
Counterfeiting/Forgery		101
DESTRUCTION/DAMAGE/VANDALISM OF PROPERTY		724
Destruction/Damage/Vandalism of Property		724
EMBEZZLEMENT		16
Embezzlement		16
FRAUD OFFENSES		173

Offenses (Group "A") by Agency

2010

COUNTY

AGENCY

OFFENSE CATEGORY

OFFENSE

OF OFFENSES

Credit Card/Automatic Teller Fraud	24
False Pretenses/Swindle/Confidence Game	143
Impersonation	6
STOLEN PROPERTY OFFENSES	2
Stolen Property Offenses	2
DRUG/NARCOTIC OFFENSES	232
Drug Equipment Violations	1
Drug/Narcotic Violations	231
PROSTITUTION OFFENSES	34
Prostitution	34
WEAPON LAW VIOLATIONS	13
Weapon Law Violations	13

Offenses (Group "A") by Agency

2010

COUNTY

AGENCY

OFFENSE CATEGORY

OFFENSE

OF OFFENSES

<u>Huntington SP</u>	<u>TOTAL</u>	<u>1,033</u>
HOMICIDE OFFENSES		1
Negligent Manslaughter		1
SEX OFFENSES, FORCIBLE		14
Forcible Fondling		7
Forcible Rape		6
Forcible Sodomy		1
ASSAULT OFFENSES		158
Aggravated Assault		8
Intimidation		25
Simple Assault		127
KIDNAPING/ABDUCTION		2
Kidnaping/Abduction		2
ROBBERY		5
Robbery		5
BURGLARY/BREAKING & ENTERING		66
Burglary/Breaking & Entering		66
LARCENY/THEFT OFFENSES		407
All Other Larceny		145
Purse-snatching		7
Shoplifting		137
Theft From Building		2
Theft From Motor Vehicle		40
Theft of Motor Vehicle Parts/Accessories		77
MOTOR VEHICLE THEFT		22
Motor Vehicle Theft		22
ARSON		4
Arson		4
COUNTERFEITING/FORGERY		25
Counterfeiting/Forgery		25
DESTRUCTION/DAMAGE/VANDALISM OF PROPERTY		110
Destruction/Damage/Vandalism of Property		110
EMBEZZLEMENT		7
Embezzlement		7
FRAUD OFFENSES		65
Credit Card/Automatic Teller Fraud		27
False Pretenses/Swindle/Confidence Game		25

Offenses (Group "A") by Agency

2010

COUNTY

AGENCY

OFFENSE CATEGORY

OFFENSE

OF OFFENSES

Impersonation	13
STOLEN PROPERTY OFFENSES	4
Stolen Property Offenses	4
DRUG/NARCOTIC OFFENSES	137
Drug/Narcotic Violations	137
WEAPON LAW VIOLATIONS	3
Weapon Law Violations	3

Offenses (Group "A") by Agency

2010

COUNTY

AGENCY

OFFENSE CATEGORY

OFFENSE

OF OFFENSES

<u>Marshall Univ Police</u>	<u>TOTAL</u>	<u>295</u>
SEX OFFENSES, FORCIBLE		1
Forcible Rape		1
Forcible Sodomy		1
ASSAULT OFFENSES		38
Intimidation		17
Simple Assault		21
ROBBERY		2
Robbery		2
BURGLARY/BREAKING & ENTERING		2
Burglary/Breaking & Entering		2
LARCENY/THEFT OFFENSES		125
All Other Larceny		19
Shoplifting		7
Theft From Building		71
Theft From Motor Vehicle		25
Theft of Motor Vehicle Parts/Accessories		5
MOTOR VEHICLE THEFT		1
Motor Vehicle Theft		1
COUNTERFEITING/FORGERY		1
Counterfeiting/Forgery		1
DESTRUCTION/DAMAGE/VANDALISM OF PROPERTY		67
Destruction/Damage/Vandalism of Property		67
FRAUD OFFENSES		8
Credit Card/Automatic Teller Fraud		2
False Pretenses/Swindle/Confidence Game		4
Impersonation		2
STOLEN PROPERTY OFFENSES		10
Stolen Property Offenses		10
DRUG/NARCOTIC OFFENSES		35
Drug/Narcotic Violations		35
WEAPON LAW VIOLATIONS		2
Weapon Law Violations		2

Offenses (Group "A") by Agency

2010

COUNTY

AGENCY

OFFENSE CATEGORY

OFFENSE

OF OFFENSES

<u>Milton PD</u>	<u>TOTAL</u>	<u>142</u>
ASSAULT OFFENSES		23
Aggravated Assault		4
Intimidation		2
Simple Assault		17
KIDNAPING/ABDUCTION		1
Kidnaping/Abduction		1
ROBBERY		1
Robbery		1
BURGLARY/BREAKING & ENTERING		35
Burglary/Breaking & Entering		35
LARCENY/THEFT OFFENSES		53
All Other Larceny		18
Pocket-picking		2
Purse-snatching		2
Shoplifting		11
Theft From Building		7
Theft From Motor Vehicle		13
MOTOR VEHICLE THEFT		3
Motor Vehicle Theft		3
COUNTERFEITING/FORGERY		1
Counterfeiting/Forgery		1
DESTRUCTION/DAMAGE/VANDALISM OF PROPERTY		12
Destruction/Damage/Vandalism of Property		12
EMBEZZLEMENT		1
Embezzlement		1
STOLEN PROPERTY OFFENSES		1
Stolen Property Offenses		1
DRUG/NARCOTIC OFFENSES		11
Drug Equipment Violations		1
Drug/Narcotic Violations		10
<u>tf Huntington Drug & Vio Crime</u>	<u>TOTAL</u>	<u>32</u>
DRUG/NARCOTIC OFFENSES		31
Drug/Narcotic Violations		31
WEAPON LAW VIOLATIONS		1
Weapon Law Violations		1

Offenses (Group "A") by Agency

2010

COUNTY

AGENCY

OFFENSE CATEGORY

OFFENSE

OF OFFENSES

Calhoun County TOTAL 158

Grantsville SP	TOTAL	158
SEX OFFENSES, FORCIBLE		2
Forcible Fondling		1
Forcible Rape		1
ASSAULT OFFENSES		41
Aggravated Assault		6
Intimidation		8
Simple Assault		27
ROBBERY		1
Robbery		1
BURGLARY/BREAKING & ENTERING		12
Burglary/Breaking & Entering		12
LARCENY/THEFT OFFENSES		17
All Other Larceny		10
Theft From Motor Vehicle		4
Theft of Motor Vehicle Parts/Accessories		3
MOTOR VEHICLE THEFT		7
Motor Vehicle Theft		7
ARSON		4
Arson		4
COUNTERFEITING/FORGERY		1
Counterfeiting/Forgery		1
DESTRUCTION/DAMAGE/VANDALISM OF PROPERTY		31
Destruction/Damage/Vandalism of Property		31
FRAUD OFFENSES		4
False Pretenses/Swindle/Confidence Game		3
Impersonation		1
STOLEN PROPERTY OFFENSES		1
Stolen Property Offenses		1
DRUG/NARCOTIC OFFENSES		35
Drug Equipment Violations		1
Drug/Narcotic Violations		34
WEAPON LAW VIOLATIONS		2
Weapon Law Violations		2

Clay County TOTAL 177

Offenses (Group "A") by Agency

2010

COUNTY

AGENCY

OFFENSE CATEGORY

OFFENSE

OF OFFENSES

Clay SP	TOTAL	176
SEX OFFENSES, FORCIBLE		6
Forcible Fondling		1
Forcible Rape		3
Sexual Assault With An Object		2
ASSAULT OFFENSES		44
Aggravated Assault		8
Intimidation		3
Simple Assault		33
ROBBERY		1
Robbery		1
BURGLARY/BREAKING & ENTERING		20
Burglary/Breaking & Entering		20
LARCENY/THEFT OFFENSES		26
All Other Larceny		20
Theft From Motor Vehicle		2
Theft of Motor Vehicle Parts/Accessories		4
MOTOR VEHICLE THEFT		8
Motor Vehicle Theft		8
ARSON		3
Arson		3
COUNTERFEITING/FORGERY		3
Counterfeiting/Forgery		3
DESTRUCTION/DAMAGE/VANDALISM OF PROPERTY		20
Destruction/Damage/Vandalism of Property		20
FRAUD OFFENSES		4
Credit Card/Automatic Teller Fraud		1
False Pretenses/Swindle/Confidence Game		1
Impersonation		2
DRUG/NARCOTIC OFFENSES		38
Drug/Narcotic Violations		38
WEAPON LAW VIOLATIONS		3
Weapon Law Violations		3
DNR - 3 - Clay	TOTAL	1
WEAPON LAW VIOLATIONS		1
Weapon Law Violations		1

Offenses (Group "A") by Agency

2010

COUNTY

AGENCY

OFFENSE CATEGORY

OFFENSE

OF OFFENSES

Doddridge County TOTAL 161

<u>Doddridge Co SO</u>	<u>TOTAL</u>	<u>49</u>
SEX OFFENSES, FORCIBLE		1
Forcible Fondling		1
ASSAULT OFFENSES		24
Aggravated Assault		3
Simple Assault		22
KIDNAPING/ABDUCTION		1
Kidnaping/Abduction		1
BURGLARY/BREAKING & ENTERING		4
Burglary/Breaking & Entering		4
LARCENY/THEFT OFFENSES		6
Shoplifting		1
Theft From Building		3
Theft From Motor Vehicle		2
DESTRUCTION/DAMAGE/VANDALISM OF PROPERTY		4
Destruction/Damage/Vandalism of Property		4
DRUG/NARCOTIC OFFENSES		6
Drug/Narcotic Violations		6
WEAPON LAW VIOLATIONS		2
Weapon Law Violations		2

<u>West Union PD</u>	<u>TOTAL</u>	<u>14</u>
SEX OFFENSES, FORCIBLE		2
Forcible Sodomy		1
Sexual Assault With An Object		1
BURGLARY/BREAKING & ENTERING		1
Burglary/Breaking & Entering		1
LARCENY/THEFT OFFENSES		6
All Other Larceny		6
DESTRUCTION/DAMAGE/VANDALISM OF PROPERTY		5
Destruction/Damage/Vandalism of Property		5

Offenses (Group "A") by Agency

2010

COUNTY

AGENCY

OFFENSE CATEGORY

OFFENSE

OF OFFENSES

West Union SP	TOTAL	98
SEX OFFENSES, FORCIBLE		3
Forcible Fondling		1
Forcible Sodomy		2
SEX OFFENSES, NONFORCIBLE		2
Statutory Rape		2
ASSAULT OFFENSES		23
Aggravated Assault		3
Intimidation		4
Simple Assault		16
BURGLARY/BREAKING & ENTERING		16
Burglary/Breaking & Entering		16
LARCENY/THEFT OFFENSES		23
All Other Larceny		9
Pocket-picking		1
Theft From Building		5
Theft From Motor Vehicle		2
Theft of Motor Vehicle Parts/Accessories		6
MOTOR VEHICLE THEFT		2
Motor Vehicle Theft		2
ARSON		1
Arson		1
DESTRUCTION/DAMAGE/VANDALISM OF PROPERTY		13
Destruction/Damage/Vandalism of Property		13
FRAUD OFFENSES		5
False Pretenses/Swindle/Confidence Game		5
DRUG/NARCOTIC OFFENSES		9
Drug/Narcotic Violations		9
WEAPON LAW VIOLATIONS		1
Weapon Law Violations		1
Fayette County TOTAL		1456

Offenses (Group "A") by Agency

2010

COUNTY

AGENCY

OFFENSE CATEGORY

OFFENSE

OF OFFENSES

<u>Fayette Co SO</u>	<u>TOTAL</u>	<u>893</u>
HOMICIDE OFFENSES		2
Murder and Nonnegligent Manslaughter		2
SEX OFFENSES, FORCIBLE		20
Forcible Fondling		12
Forcible Rape		6
Forcible Sodomy		1
Sexual Assault With An Object		1
ASSAULT OFFENSES		228
Aggravated Assault		44
Intimidation		30
Simple Assault		159
KIDNAPING/ABDUCTION		1
Kidnaping/Abduction		1
ROBBERY		6
Robbery		6
BURGLARY/BREAKING & ENTERING		166
Burglary/Breaking & Entering		166
LARCENY/THEFT OFFENSES		185
All Other Larceny		129
Purse-snatching		1
Shoplifting		4
Theft From Building		1
Theft From Coin Operated Machine or Device		1
Theft From Motor Vehicle		35
Theft of Motor Vehicle Parts/Accessories		14
MOTOR VEHICLE THEFT		29
Motor Vehicle Theft		29
ARSON		6
Arson		6
COUNTERFEITING/FORGERY		16
Counterfeiting/Forgery		16
DESTRUCTION/DAMAGE/VANDALISM OF PROPERTY		155
Destruction/Damage/Vandalism of Property		155
EMBEZZLEMENT		2
Embezzlement		2

Offenses (Group "A") by Agency

2010

COUNTY

AGENCY

OFFENSE CATEGORY

OFFENSE

OF OFFENSES

EXTORTION/BLACKMAIL	2
Extortion/Blackmail	2
FRAUD OFFENSES	34
Credit Card/Automatic Teller Fraud	4
False Pretenses/Swindle/Confidence Game	30
STOLEN PROPERTY OFFENSES	3
Stolen Property Offenses	3
DRUG/NARCOTIC OFFENSES	24
Drug/Narcotic Violations	24
PORNOGRAPHY/OBSCENE MATERIAL	2
Pornography/Obscene Material	2
WEAPON LAW VIOLATIONS	7
Weapon Law Violations	7

Offenses (Group "A") by Agency

2010

COUNTY

AGENCY

OFFENSE CATEGORY

OFFENSE

OF OFFENSES

Gauley Bridge SP	TOTAL	78
SEX OFFENSES, FORCIBLE		2
Forcible Fondling		1
Sexual Assault With An Object		1
ASSAULT OFFENSES		15
Aggravated Assault		4
Intimidation		4
Simple Assault		7
BURGLARY/BREAKING & ENTERING		9
Burglary/Breaking & Entering		9
LARCENY/THEFT OFFENSES		21
All Other Larceny		14
Theft From Building		1
Theft From Motor Vehicle		2
Theft of Motor Vehicle Parts/Accessories		4
MOTOR VEHICLE THEFT		2
Motor Vehicle Theft		2
ARSON		1
Arson		1
COUNTERFEITING/FORGERY		4
Counterfeiting/Forgery		4
DESTRUCTION/DAMAGE/VANDALISM OF PROPERTY		13
Destruction/Damage/Vandalism of Property		13
FRAUD OFFENSES		5
Credit Card/Automatic Teller Fraud		1
False Pretenses/Swindle/Confidence Game		4
STOLEN PROPERTY OFFENSES		2
Stolen Property Offenses		2
DRUG/NARCOTIC OFFENSES		4
Drug/Narcotic Violations		4

Offenses (Group "A") by Agency

2010

COUNTY

AGENCY

OFFENSE CATEGORY

OFFENSE

OF OFFENSES

Montgomery PD	TOTAL	82
ASSAULT OFFENSES		8
Aggravated Assault		1
Intimidation		1
Simple Assault		6
ROBBERY		1
Robbery		1
BURGLARY/BREAKING & ENTERING		10
Burglary/Breaking & Entering		10
LARCENY/THEFT OFFENSES		35
All Other Larceny		8
Shoplifting		4
Theft From Building		6
Theft From Motor Vehicle		16
Theft of Motor Vehicle Parts/Accessories		1
DESTRUCTION/DAMAGE/VANDALISM OF PROPERTY		27
Destruction/Damage/Vandalism of Property		27
DRUG/NARCOTIC OFFENSES		1
Drug Equipment Violations		1

Offenses (Group "A") by Agency

2010

COUNTY

AGENCY

OFFENSE CATEGORY

OFFENSE

OF OFFENSES

Oak Hill PD	TOTAL	31
ASSAULT OFFENSES		4
Aggravated Assault		1
Simple Assault		3
BURGLARY/BREAKING & ENTERING		3
Burglary/Breaking & Entering		3
LARCENY/THEFT OFFENSES		18
All Other Larceny		8
Shoplifting		7
Theft From Motor Vehicle		1
Theft of Motor Vehicle Parts/Accessories		2
MOTOR VEHICLE THEFT		1
Motor Vehicle Theft		1
DESTRUCTION/DAMAGE/VANDALISM OF PROPERTY		2
Destruction/Damage/Vandalism of Property		2
DRUG/NARCOTIC OFFENSES		2
Drug/Narcotic Violations		2
WEAPON LAW VIOLATIONS		1
Weapon Law Violations		1

Offenses (Group "A") by Agency

2010

COUNTY

AGENCY

OFFENSE CATEGORY

OFFENSE

OF OFFENSES

Oak Hill SP	TOTAL	341
SEX OFFENSES, FORCIBLE		6
Forcible Fondling		3
Forcible Rape		2
Forcible Sodomy		1
SEX OFFENSES, NONFORCIBLE		2
Statutory Rape		2
ASSAULT OFFENSES		54
Aggravated Assault		10
Intimidation		25
Simple Assault		20
ROBBERY		1
Robbery		1
BURGLARY/BREAKING & ENTERING		28
Burglary/Breaking & Entering		28
LARCENY/THEFT OFFENSES		92
All Other Larceny		41
Theft From Building		6
Theft From Motor Vehicle		42
Theft of Motor Vehicle Parts/Accessories		3
MOTOR VEHICLE THEFT		7
Motor Vehicle Theft		7
ARSON		2
Arson		2
COUNTERFEITING/FORGERY		17
Counterfeiting/Forgery		17
DESTRUCTION/DAMAGE/VANDALISM OF PROPERTY		31
Destruction/Damage/Vandalism of Property		31
EMBEZZLEMENT		2
Embezzlement		2
FRAUD OFFENSES		7
Credit Card/Automatic Teller Fraud		1
False Pretenses/Swindle/Confidence Game		5
Impersonation		1
STOLEN PROPERTY OFFENSES		1
Stolen Property Offenses		1
DRUG/NARCOTIC OFFENSES		86

Offenses (Group "A") by Agency

2010

COUNTY

AGENCY

OFFENSE CATEGORY

OFFENSE

OF OFFENSES

	Drug/Narcotic Violations	86
	PORNOGRAPHY/OBSCENE MATERIAL	1
	Pornography/Obscene Material	1
	WEAPON LAW VIOLATIONS	3
	Weapon Law Violations	3
Turnpike - Fayette	TOTAL	2
	COUNTERFEITING/FORGERY	1
	Counterfeiting/Forgery	1
	DRUG/NARCOTIC OFFENSES	1
	Drug/Narcotic Violations	1
WVU Tech-Security	TOTAL	29
	ASSAULT OFFENSES	6
	Intimidation	2
	Simple Assault	4
	ROBBERY	1
	Robbery	1
	LARCENY/THEFT OFFENSES	16
	All Other Larceny	13
	Shoplifting	1
	Theft From Building	1
	Theft From Motor Vehicle	1
	MOTOR VEHICLE THEFT	1
	Motor Vehicle Theft	1
	DESTRUCTION/DAMAGE/VANDALISM OF PROPERTY	4
	Destruction/Damage/Vandalism of Property	4
	DRUG/NARCOTIC OFFENSES	1
	Drug/Narcotic Violations	1
Gilmer	County TOTAL	171

Offenses (Group "A") by Agency

2010

COUNTY

AGENCY

OFFENSE CATEGORY

OFFENSE

OF OFFENSES

<u>Gilmer Co SO</u>	<u>TOTAL</u>	<u>12</u>
ASSAULT OFFENSES		6
Aggravated Assault		1
Intimidation		3
Simple Assault		2
LARCENY/THEFT OFFENSES		3
All Other Larceny		2
Theft From Building		1
MOTOR VEHICLE THEFT		1
Motor Vehicle Theft		1
DESTRUCTION/DAMAGE/VANDALISM OF PROPERTY		1
Destruction/Damage/Vandalism of Property		1
FRAUD OFFENSES		1
Credit Card/Automatic Teller Fraud		1

Offenses (Group "A") by Agency

2010

COUNTY

AGENCY

OFFENSE CATEGORY

OFFENSE

OF OFFENSES

<u>Glenville PD</u>	<u>TOTAL</u>	<u>39</u>
SEX OFFENSES, FORCIBLE		1
Forcible Fondling		1
ASSAULT OFFENSES		7
Aggravated Assault		2
Intimidation		2
Simple Assault		4
BURGLARY/BREAKING & ENTERING		6
Burglary/Breaking & Entering		6
LARCENY/THEFT OFFENSES		14
All Other Larceny		6
Theft From Building		2
Theft From Motor Vehicle		6
Theft of Motor Vehicle Parts/Accessories		1
MOTOR VEHICLE THEFT		1
Motor Vehicle Theft		1
COUNTERFEITING/FORGERY		3
Counterfeiting/Forgery		3
DESTRUCTION/DAMAGE/VANDALISM OF PROPERTY		2
Destruction/Damage/Vandalism of Property		2
EMBEZZLEMENT		1
Embezzlement		1
DRUG/NARCOTIC OFFENSES		1
Drug/Narcotic Violations		1
WEAPON LAW VIOLATIONS		1
Weapon Law Violations		1

Offenses (Group "A") by Agency

2010

COUNTY

AGENCY

OFFENSE CATEGORY

OFFENSE

OF OFFENSES

<u>Glenville SP</u>	<u>TOTAL</u>	<u>120</u>
SEX OFFENSES, FORCIBLE		3
Forcible Fondling		1
Forcible Rape		2
SEX OFFENSES, NONFORCIBLE		1
Statutory Rape		1
ASSAULT OFFENSES		30
Aggravated Assault		9
Intimidation		11
Simple Assault		11
KIDNAPING/ABDUCTION		1
Kidnaping/Abduction		1
BURGLARY/BREAKING & ENTERING		11
Burglary/Breaking & Entering		11
LARCENY/THEFT OFFENSES		29
All Other Larceny		20
Shoplifting		1
Theft From Coin Operated Machine or Device		1
Theft From Motor Vehicle		5
Theft of Motor Vehicle Parts/Accessories		3
MOTOR VEHICLE THEFT		1
Motor Vehicle Theft		1
COUNTERFEITING/FORGERY		4
Counterfeiting/Forgery		4
DESTRUCTION/DAMAGE/VANDALISM OF PROPERTY		16
Destruction/Damage/Vandalism of Property		16
EMBEZZLEMENT		2
Embezzlement		2
FRAUD OFFENSES		7
False Pretenses/Swindle/Confidence Game		6
Impersonation		1
STOLEN PROPERTY OFFENSES		1
Stolen Property Offenses		1
DRUG/NARCOTIC OFFENSES		8
Drug/Narcotic Violations		8
WEAPON LAW VIOLATIONS		4
Weapon Law Violations		4

Offenses (Group "A") by Agency

2010

COUNTY

AGENCY

OFFENSE CATEGORY

OFFENSE

OF OFFENSES

Grant	County TOTAL	# OF OFFENSES
DNR - 2 - Grant	TOTAL	2
DRUG/NARCOTIC OFFENSES		2
Drug/Narcotic Violations		2
Grant Co SO	TOTAL	116
SEX OFFENSES, FORCIBLE		2
Sexual Assault With An Object		2
ASSAULT OFFENSES		29
Aggravated Assault		10
Intimidation		4
Simple Assault		15
BURGLARY/BREAKING & ENTERING		8
Burglary/Breaking & Entering		8
LARCENY/THEFT OFFENSES		26
All Other Larceny		6
Shoplifting		4
Theft From Building		10
Theft From Motor Vehicle		6
MOTOR VEHICLE THEFT		2
Motor Vehicle Theft		2
COUNTERFEITING/FORGERY		1
Counterfeiting/Forgery		1
DESTRUCTION/DAMAGE/VANDALISM OF PROPERTY		20
Destruction/Damage/Vandalism of Property		20
FRAUD OFFENSES		7
False Pretenses/Swindle/Confidence Game		2
Impersonation		5
DRUG/NARCOTIC OFFENSES		17
Drug/Narcotic Violations		17
WEAPON LAW VIOLATIONS		4
Weapon Law Violations		4

Offenses (Group "A") by Agency

2010

COUNTY

AGENCY

OFFENSE CATEGORY

OFFENSE

OF OFFENSES

<u>Petersburg SP</u>	<u>TOTAL</u>	<u>211</u>
SEX OFFENSES, FORCIBLE		7
Forcible Rape		5
Sexual Assault With An Object		2
ASSAULT OFFENSES		61
Aggravated Assault		6
Intimidation		13
Simple Assault		44
BURGLARY/BREAKING & ENTERING		25
Burglary/Breaking & Entering		25
LARCENY/THEFT OFFENSES		24
All Other Larceny		16
Shoplifting		1
Theft From Building		1
Theft of Motor Vehicle Parts/Accessories		6
MOTOR VEHICLE THEFT		3
Motor Vehicle Theft		3
ARSON		2
Arson		2
COUNTERFEITING/FORGERY		2
Counterfeiting/Forgery		2
DESTRUCTION/DAMAGE/VANDALISM OF PROPERTY		40
Destruction/Damage/Vandalism of Property		40
FRAUD OFFENSES		8
False Pretenses/Swindle/Confidence Game		5
Impersonation		2
Wire Fraud		1
STOLEN PROPERTY OFFENSES		1
Stolen Property Offenses		1
DRUG/NARCOTIC OFFENSES		30
Drug Equipment Violations		3
Drug/Narcotic Violations		28
WEAPON LAW VIOLATIONS		5
Weapon Law Violations		5

Offenses (Group "A") by Agency

2010

COUNTY

AGENCY

OFFENSE CATEGORY

OFFENSE

OF OFFENSES

COUNTY	AGENCY	OFFENSE CATEGORY	OFFENSE	# OF OFFENSES
	tf Potomac Highland Drug & Vio	TOTAL		138
		DRUG/NARCOTIC OFFENSES		138
		Drug/Narcotic Violations		138
Greenbrier	County	TOTAL		600
	DNR - 4 - Greenbrier	TOTAL		2
		DRUG/NARCOTIC OFFENSES		2
		Drug/Narcotic Violations		2
	Greenbrier Co SO	TOTAL		122
		ASSAULT OFFENSES		42
		Aggravated Assault		4
		Intimidation		3
		Simple Assault		35
		BURGLARY/BREAKING & ENTERING		26
		Burglary/Breaking & Entering		26
		LARCENY/THEFT OFFENSES		27
		All Other Larceny		21
		Shoplifting		6
		MOTOR VEHICLE THEFT		4
		Motor Vehicle Theft		4
		DESTRUCTION/DAMAGE/VANDALISM OF PROPERTY		16
		Destruction/Damage/Vandalism of Property		16
		DRUG/NARCOTIC OFFENSES		7
		Drug/Narcotic Violations		7

Offenses (Group "A") by Agency

2010

COUNTY

AGENCY

OFFENSE CATEGORY

OFFENSE

OF OFFENSES

<u>Lewisburg PD</u>	<u>TOTAL</u>	<u>75</u>
SEX OFFENSES, FORCIBLE		1
Forcible Sodomy		1
SEX OFFENSES, NONFORCIBLE		1
Incest		1
ASSAULT OFFENSES		15
Aggravated Assault		2
Intimidation		3
Simple Assault		10
BURGLARY/BREAKING & ENTERING		5
Burglary/Breaking & Entering		5
LARCENY/THEFT OFFENSES		39
All Other Larceny		10
Shoplifting		26
Theft From Building		2
Theft From Motor Vehicle		1
MOTOR VEHICLE THEFT		1
Motor Vehicle Theft		1
COUNTERFEITING/FORGERY		2
Counterfeiting/Forgery		2
DESTRUCTION/DAMAGE/VANDALISM OF PROPERTY		5
Destruction/Damage/Vandalism of Property		5
EMBEZZLEMENT		2
Embezzlement		2
FRAUD OFFENSES		2
False Pretenses/Swindle/Confidence Game		2
STOLEN PROPERTY OFFENSES		1
Stolen Property Offenses		1
DRUG/NARCOTIC OFFENSES		1
Drug/Narcotic Violations		1

Offenses (Group "A") by Agency

2010

COUNTY

AGENCY

OFFENSE CATEGORY

OFFENSE

OF OFFENSES

<u>Lewisburg SP</u>	<u>TOTAL</u>	<u>218</u>
SEX OFFENSES, FORCIBLE		5
Forcible Sodomy		2
Sexual Assault With An Object		3
ASSAULT OFFENSES		43
Aggravated Assault		6
Intimidation		15
Simple Assault		22
BURGLARY/BREAKING & ENTERING		24
Burglary/Breaking & Entering		24
LARCENY/THEFT OFFENSES		58
All Other Larceny		39
Shoplifting		11
Theft From Building		3
Theft From Motor Vehicle		5
MOTOR VEHICLE THEFT		6
Motor Vehicle Theft		6
COUNTERFEITING/FORGERY		11
Counterfeiting/Forgery		11
DESTRUCTION/DAMAGE/VANDALISM OF PROPERTY		22
Destruction/Damage/Vandalism of Property		22
EMBEZZLEMENT		2
Embezzlement		2
FRAUD OFFENSES		17
Credit Card/Automatic Teller Fraud		1
False Pretenses/Swindle/Confidence Game		14
Impersonation		2
DRUG/NARCOTIC OFFENSES		29
Drug/Narcotic Violations		29
WEAPON LAW VIOLATIONS		1
Weapon Law Violations		1

Offenses (Group "A") by Agency

2010

COUNTY

AGENCY

OFFENSE CATEGORY

OFFENSE

OF OFFENSES

<u>Rainelle SP</u>	<u>TOTAL</u>	<u>96</u>
SEX OFFENSES, FORCIBLE		1
Forcible Fondling		1
SEX OFFENSES, NONFORCIBLE		1
Statutory Rape		1
ASSAULT OFFENSES		11
Aggravated Assault		1
Intimidation		1
Simple Assault		9
BURGLARY/BREAKING & ENTERING		15
Burglary/Breaking & Entering		15
LARCENY/THEFT OFFENSES		51
All Other Larceny		25
Pocket-picking		1
Shoplifting		8
Theft From Building		3
Theft From Motor Vehicle		5
Theft of Motor Vehicle Parts/Accessories		10
MOTOR VEHICLE THEFT		2
Motor Vehicle Theft		2
DESTRUCTION/DAMAGE/VANDALISM OF PROPERTY		10
Destruction/Damage/Vandalism of Property		10
DRUG/NARCOTIC OFFENSES		4
Drug/Narcotic Violations		4

Offenses (Group "A") by Agency

2010

COUNTY

AGENCY

OFFENSE CATEGORY

OFFENSE

OF OFFENSES

<u>Ronceverte PD</u>	<u>TOTAL</u>	<u>64</u>
SEX OFFENSES, FORCIBLE		3
Forcible Rape		3
Sexual Assault With An Object		1
ASSAULT OFFENSES		15
Intimidation		3
Simple Assault		12
BURGLARY/BREAKING & ENTERING		6
Burglary/Breaking & Entering		6
LARCENY/THEFT OFFENSES		16
All Other Larceny		2
Purse-snatching		10
Theft From Building		3
Theft From Motor Vehicle		1
MOTOR VEHICLE THEFT		1
Motor Vehicle Theft		1
COUNTERFEITING/FORGERY		1
Counterfeiting/Forgery		1
DESTRUCTION/DAMAGE/VANDALISM OF PROPERTY		12
Destruction/Damage/Vandalism of Property		12
FRAUD OFFENSES		3
False Pretenses/Swindle/Confidence Game		3
DRUG/NARCOTIC OFFENSES		6
Drug/Narcotic Violations		6
<u>tf Greenbrier Co Drug</u>	<u>TOTAL</u>	<u>11</u>
DRUG/NARCOTIC OFFENSES		11
Drug/Narcotic Violations		11

Offenses (Group "A") by Agency

2010

COUNTY

AGENCY

OFFENSE CATEGORY

OFFENSE

OF OFFENSES

White Sulphur Springs PD	TOTAL	12
ASSAULT OFFENSES		5
Simple Assault		5
LARCENY/THEFT OFFENSES		1
All Other Larceny		1
DESTRUCTION/DAMAGE/VANDALISM OF PROPERTY		1
Destruction/Damage/Vandalism of Property		1
DRUG/NARCOTIC OFFENSES		3
Drug/Narcotic Violations		3
WEAPON LAW VIOLATIONS		2
Weapon Law Violations		2
Hampshire County TOTAL		757

Offenses (Group "A") by Agency

2010

COUNTY

AGENCY

OFFENSE CATEGORY

OFFENSE

OF OFFENSES

Hampshire Co SO	TOTAL	330
SEX OFFENSES, FORCIBLE		1
Forcible Fondling		1
SEX OFFENSES, NONFORCIBLE		1
Incest		1
ASSAULT OFFENSES		108
Aggravated Assault		63
Intimidation		20
Simple Assault		28
KIDNAPING/ABDUCTION		1
Kidnaping/Abduction		1
BURGLARY/BREAKING & ENTERING		57
Burglary/Breaking & Entering		57
LARCENY/THEFT OFFENSES		77
All Other Larceny		46
Pocket-picking		1
Theft From Building		13
Theft From Motor Vehicle		15
Theft of Motor Vehicle Parts/Accessories		3
MOTOR VEHICLE THEFT		6
Motor Vehicle Theft		6
ARSON		1
Arson		1
COUNTERFEITING/FORGERY		5
Counterfeiting/Forgery		5
DESTRUCTION/DAMAGE/VANDALISM OF PROPERTY		36
Destruction/Damage/Vandalism of Property		36
EMBEZZLEMENT		1
Embezzlement		1
FRAUD OFFENSES		6
False Pretenses/Swindle/Confidence Game		4
Impersonation		2
STOLEN PROPERTY OFFENSES		2
Stolen Property Offenses		2
DRUG/NARCOTIC OFFENSES		21
Drug/Narcotic Violations		21
PORNOGRAPHY/OBSCENE MATERIAL		1

Offenses (Group "A") by Agency

2010

COUNTY

AGENCY

OFFENSE CATEGORY

OFFENSE

OF OFFENSES

	Pornography/Obscene Material	1
	WEAPON LAW VIOLATIONS	2
	Weapon Law Violations	2
Romney PD	TOTAL	38
	SEX OFFENSES, FORCIBLE	1
	Forcible Rape	1
	ASSAULT OFFENSES	12
	Aggravated Assault	11
	Intimidation	1
	Simple Assault	1
	BURGLARY/BREAKING & ENTERING	2
	Burglary/Breaking & Entering	2
	LARCENY/THEFT OFFENSES	11
	All Other Larceny	5
	Theft From Building	2
	Theft From Motor Vehicle	4
	MOTOR VEHICLE THEFT	2
	Motor Vehicle Theft	2
	ARSON	1
	Arson	1
	DESTRUCTION/DAMAGE/VANDALISM OF PROPERTY	3
	Destruction/Damage/Vandalism of Property	3
	FRAUD OFFENSES	1
	False Pretenses/Swindle/Confidence Game	1
	DRUG/NARCOTIC OFFENSES	4
	Drug/Narcotic Violations	4

Offenses (Group "A") by Agency

2010

COUNTY

AGENCY

OFFENSE CATEGORY

OFFENSE

OF OFFENSES

Romney SP	TOTAL	389
SEX OFFENSES, FORCIBLE		15
Forcible Fondling		4
Forcible Rape		6
Forcible Sodomy		4
Sexual Assault With An Object		1
SEX OFFENSES, NONFORCIBLE		1
Statutory Rape		1
ASSAULT OFFENSES		84
Aggravated Assault		7
Intimidation		29
Simple Assault		48
BURGLARY/BREAKING & ENTERING		42
Burglary/Breaking & Entering		42
LARCENY/THEFT OFFENSES		91
All Other Larceny		49
Shoplifting		2
Theft From Building		2
Theft From Motor Vehicle		8
Theft of Motor Vehicle Parts/Accessories		30
MOTOR VEHICLE THEFT		5
Motor Vehicle Theft		5
ARSON		1
Arson		1
COUNTERFEITING/FORGERY		12
Counterfeiting/Forgery		12
DESTRUCTION/DAMAGE/VANDALISM OF PROPERTY		57
Destruction/Damage/Vandalism of Property		57
EMBEZZLEMENT		1
Embezzlement		1
FRAUD OFFENSES		17
False Pretenses/Swindle/Confidence Game		15
Impersonation		2
STOLEN PROPERTY OFFENSES		5
Stolen Property Offenses		5
DRUG/NARCOTIC OFFENSES		49
Drug/Narcotic Violations		49

Offenses (Group "A") by Agency

2010

COUNTY

AGENCY

OFFENSE CATEGORY

OFFENSE

OF OFFENSES

WEAPON LAW VIOLATIONS	9
Weapon Law Violations	9

Hancock County TOTAL	945
-----------------------------	------------

<u>Hancock Co SO</u>	<u>TOTAL</u>	<u>92</u>
ASSAULT OFFENSES		45
Aggravated Assault		4
Intimidation		1
Simple Assault		41
BURGLARY/BREAKING & ENTERING		18
Burglary/Breaking & Entering		18
LARCENY/THEFT OFFENSES		9
All Other Larceny		5
Theft From Building		1
Theft From Motor Vehicle		2
Theft of Motor Vehicle Parts/Accessories		1
MOTOR VEHICLE THEFT		5
Motor Vehicle Theft		5
COUNTERFEITING/FORGERY		1
Counterfeiting/Forgery		1
DESTRUCTION/DAMAGE/VANDALISM OF PROPERTY		3
Destruction/Damage/Vandalism of Property		3
FRAUD OFFENSES		2
Credit Card/Automatic Teller Fraud		2
DRUG/NARCOTIC OFFENSES		6
Drug/Narcotic Violations		6
PORNOGRAPHY/OBSCENE MATERIAL		1
Pornography/Obscene Material		1
WEAPON LAW VIOLATIONS		1
Weapon Law Violations		1

Offenses (Group "A") by Agency

2010

COUNTY

AGENCY

OFFENSE CATEGORY

OFFENSE

OF OFFENSES

<u>New Cumberland SP</u>	<u>TOTAL</u>	<u>54</u>
SEX OFFENSES, FORCIBLE		5
Forcible Fondling		2
Forcible Rape		1
Sexual Assault With An Object		2
ASSAULT OFFENSES		3
Aggravated Assault		1
Simple Assault		2
BURGLARY/BREAKING & ENTERING		1
Burglary/Breaking & Entering		1
LARCENY/THEFT OFFENSES		16
All Other Larceny		4
Theft From Motor Vehicle		1
Theft of Motor Vehicle Parts/Accessories		11
MOTOR VEHICLE THEFT		2
Motor Vehicle Theft		2
COUNTERFEITING/FORGERY		2
Counterfeiting/Forgery		2
DESTRUCTION/DAMAGE/VANDALISM OF PROPERTY		3
Destruction/Damage/Vandalism of Property		3
FRAUD OFFENSES		12
False Pretenses/Swindle/Confidence Game		10
Impersonation		2
STOLEN PROPERTY OFFENSES		1
Stolen Property Offenses		1
DRUG/NARCOTIC OFFENSES		9
Drug/Narcotic Violations		9
tf Hancock-Brooke Drug	TOTAL	10
DRUG/NARCOTIC OFFENSES		10
Drug/Narcotic Violations		10

Offenses (Group "A") by Agency

2010

COUNTY

AGENCY

OFFENSE CATEGORY

OFFENSE

OF OFFENSES

<u>Weirton PD</u>	<u>TOTAL</u>	<u>789</u>
HOMICIDE OFFENSES		1
Murder and Nonnegligent Manslaughter		1
SEX OFFENSES, FORCIBLE		5
Forcible Fondling		4
Forcible Rape		1
SEX OFFENSES, NONFORCIBLE		3
Statutory Rape		3
ASSAULT OFFENSES		223
Aggravated Assault		11
Intimidation		16
Simple Assault		198
KIDNAPING/ABDUCTION		1
Kidnaping/Abduction		1
ROBBERY		7
Robbery		7
BURGLARY/BREAKING & ENTERING		52
Burglary/Breaking & Entering		52
LARCENY/THEFT OFFENSES		156
All Other Larceny		41
Shoplifting		93
Theft From Building		10
Theft From Motor Vehicle		12
MOTOR VEHICLE THEFT		9
Motor Vehicle Theft		9
ARSON		4
Arson		4
COUNTERFEITING/FORGERY		18
Counterfeiting/Forgery		18
DESTRUCTION/DAMAGE/VANDALISM OF PROPERTY		101
Destruction/Damage/Vandalism of Property		101
EMBEZZLEMENT		6
Embezzlement		6
FRAUD OFFENSES		20
Credit Card/Automatic Teller Fraud		7
False Pretenses/Swindle/Confidence Game		13
STOLEN PROPERTY OFFENSES		84

Offenses (Group "A") by Agency

2010

COUNTY

AGENCY

OFFENSE CATEGORY

OFFENSE

OF OFFENSES

Stolen Property Offenses	84
DRUG/NARCOTIC OFFENSES	86
Drug/Narcotic Violations	86
PROSTITUTION OFFENSES	2
Assisting or Promoting Prostitution	2
WEAPON LAW VIOLATIONS	9
Weapon Law Violations	9
Hardy County TOTAL	474

<u>Hardy Co SO</u>	<u>TOTAL</u>
SEX OFFENSES, FORCIBLE	1
Forcible Rape	1
ASSAULT OFFENSES	24
Aggravated Assault	2
Simple Assault	22
ROBBERY	1
Robbery	1
BURGLARY/BREAKING & ENTERING	17
Burglary/Breaking & Entering	17
LARCENY/THEFT OFFENSES	19
All Other Larceny	14
Shoplifting	1
Theft From Building	1
Theft From Motor Vehicle	2
Theft of Motor Vehicle Parts/Accessories	1
MOTOR VEHICLE THEFT	1
Motor Vehicle Theft	1
COUNTERFEITING/FORGERY	2
Counterfeiting/Forgery	2
DESTRUCTION/DAMAGE/VANDALISM OF PROPERTY	10
Destruction/Damage/Vandalism of Property	10
FRAUD OFFENSES	3
False Pretenses/Swindle/Confidence Game	3
DRUG/NARCOTIC OFFENSES	11
Drug/Narcotic Violations	11
WEAPON LAW VIOLATIONS	3
Weapon Law Violations	3

Offenses (Group "A") by Agency

2010

COUNTY

AGENCY

OFFENSE CATEGORY

OFFENSE

OF OFFENSES

<u>Moorefield PD</u>	<u>TOTAL</u>	<u>176</u>
SEX OFFENSES, FORCIBLE		2
Sexual Assault With An Object		2
ASSAULT OFFENSES		37
Aggravated Assault		8
Intimidation		4
Simple Assault		26
KIDNAPING/ABDUCTION		1
Kidnaping/Abduction		1
BURGLARY/BREAKING & ENTERING		14
Burglary/Breaking & Entering		14
LARCENY/THEFT OFFENSES		47
All Other Larceny		10
Shoplifting		5
Theft From Building		14
Theft From Coin Operated Machine or Device		1
Theft From Motor Vehicle		16
Theft of Motor Vehicle Parts/Accessories		1
MOTOR VEHICLE THEFT		2
Motor Vehicle Theft		2
COUNTERFEITING/FORGERY		4
Counterfeiting/Forgery		4
DESTRUCTION/DAMAGE/VANDALISM OF PROPERTY		20
Destruction/Damage/Vandalism of Property		20
EMBEZZLEMENT		3
Embezzlement		3
FRAUD OFFENSES		4
False Pretenses/Swindle/Confidence Game		4
STOLEN PROPERTY OFFENSES		1
Stolen Property Offenses		1
DRUG/NARCOTIC OFFENSES		40
Drug/Narcotic Violations		40

Offenses (Group "A") by Agency

2010

COUNTY

AGENCY

OFFENSE CATEGORY

OFFENSE

OF OFFENSES

Moorefield SP	TOTAL	206
SEX OFFENSES, FORCIBLE		15
Forcible Fondling		7
Forcible Rape		5
Sexual Assault With An Object		3
SEX OFFENSES, NONFORCIBLE		1
Incest		1
ASSAULT OFFENSES		57
Aggravated Assault		7
Intimidation		10
Simple Assault		40
BURGLARY/BREAKING & ENTERING		20
Burglary/Breaking & Entering		20
LARCENY/THEFT OFFENSES		24
All Other Larceny		18
Theft From Building		2
Theft From Motor Vehicle		1
Theft of Motor Vehicle Parts/Accessories		3
MOTOR VEHICLE THEFT		6
Motor Vehicle Theft		6
ARSON		1
Arson		1
COUNTERFEITING/FORGERY		1
Counterfeiting/Forgery		1
DESTRUCTION/DAMAGE/VANDALISM OF PROPERTY		32
Destruction/Damage/Vandalism of Property		32
FRAUD OFFENSES		14
False Pretenses/Swindle/Confidence Game		13
Impersonation		1
DRUG/NARCOTIC OFFENSES		32
Drug/Narcotic Violations		32
WEAPON LAW VIOLATIONS		3
Weapon Law Violations		3
Harrison County TOTAL		4374

Offenses (Group "A") by Agency

2010

COUNTY

AGENCY

OFFENSE CATEGORY

OFFENSE

OF OFFENSES

<u>Bridgeport PD</u>	<u>TOTAL</u>	<u>615</u>
HOMICIDE OFFENSES		1
Murder and Nonnegligent Manslaughter		1
SEX OFFENSES, FORCIBLE		5
Forcible Fondling		1
Forcible Rape		3
Sexual Assault With An Object		1
ASSAULT OFFENSES		87
Aggravated Assault		17
Intimidation		17
Simple Assault		54
KIDNAPING/ABDUCTION		1
Kidnaping/Abduction		1
ROBBERY		3
Robbery		3
BURGLARY/BREAKING & ENTERING		23
Burglary/Breaking & Entering		23
LARCENY/THEFT OFFENSES		317
All Other Larceny		85
Purse-snatching		6
Shoplifting		161
Theft From Building		20
Theft From Coin Operated Machine or Device		5
Theft From Motor Vehicle		33
Theft of Motor Vehicle Parts/Accessories		8
MOTOR VEHICLE THEFT		2
Motor Vehicle Theft		2
ARSON		1
Arson		1
COUNTERFEITING/FORGERY		15
Counterfeiting/Forgery		15
DESTRUCTION/DAMAGE/VANDALISM OF PROPERTY		75
Destruction/Damage/Vandalism of Property		75
EMBEZZLEMENT		6
Embezzlement		6
FRAUD OFFENSES		35
Credit Card/Automatic Teller Fraud		12

Offenses (Group "A") by Agency

2010

COUNTY

AGENCY

OFFENSE CATEGORY

OFFENSE

OF OFFENSES

False Pretenses/Swindle/Confidence Game	19
Impersonation	4
STOLEN PROPERTY OFFENSES	4
Stolen Property Offenses	4
DRUG/NARCOTIC OFFENSES	27
Drug/Narcotic Violations	27
PORNOGRAPHY/OBSCENE MATERIAL	6
Pornography/Obscene Material	6
WEAPON LAW VIOLATIONS	5
Weapon Law Violations	5

Offenses (Group "A") by Agency

2010

COUNTY

AGENCY

OFFENSE CATEGORY

OFFENSE

OF OFFENSES

<u>Bridgeport SP</u>	<u>TOTAL</u>	<u>529</u>
HOMICIDE OFFENSES		2
Murder and Nonnegligent Manslaughter		2
SEX OFFENSES, FORCIBLE		2
Forcible Rape		1
Sexual Assault With An Object		1
ASSAULT OFFENSES		109
Aggravated Assault		14
Intimidation		14
Simple Assault		81
ROBBERY		2
Robbery		2
BURGLARY/BREAKING & ENTERING		74
Burglary/Breaking & Entering		74
LARCENY/THEFT OFFENSES		169
All Other Larceny		82
Shoplifting		8
Theft From Building		1
Theft From Motor Vehicle		8
Theft of Motor Vehicle Parts/Accessories		70
MOTOR VEHICLE THEFT		27
Motor Vehicle Theft		27
ARSON		1
Arson		1
COUNTERFEITING/FORGERY		14
Counterfeiting/Forgery		14
DESTRUCTION/DAMAGE/VANDALISM OF PROPERTY		84
Destruction/Damage/Vandalism of Property		84
EMBEZZLEMENT		2
Embezzlement		2
FRAUD OFFENSES		7
Credit Card/Automatic Teller Fraud		1
False Pretenses/Swindle/Confidence Game		4
Impersonation		2
STOLEN PROPERTY OFFENSES		2
Stolen Property Offenses		2
DRUG/NARCOTIC OFFENSES		32

Offenses (Group "A") by Agency

2010

COUNTY

AGENCY

OFFENSE CATEGORY

OFFENSE

OF OFFENSES

Drug Equipment Violations	1
Drug/Narcotic Violations	31
WEAPON LAW VIOLATIONS	2
Weapon Law Violations	2

Offenses (Group "A") by Agency

2010

COUNTY

AGENCY

OFFENSE CATEGORY

OFFENSE

OF OFFENSES

Clarksburg PD	TOTAL	1,839
HOMICIDE OFFENSES		1
Murder and Nonnegligent Manslaughter		1
SEX OFFENSES, FORCIBLE		25
Forcible Fondling		11
Forcible Rape		12
Sexual Assault With An Object		3
ASSAULT OFFENSES		489
Aggravated Assault		62
Intimidation		40
Simple Assault		389
ROBBERY		18
Robbery		18
BURGLARY/BREAKING & ENTERING		137
Burglary/Breaking & Entering		137
LARCENY/THEFT OFFENSES		649
All Other Larceny		341
Shoplifting		276
Theft From Motor Vehicle		32
MOTOR VEHICLE THEFT		22
Motor Vehicle Theft		22
ARSON		12
Arson		12
COUNTERFEITING/FORGERY		26
Counterfeiting/Forgery		26
DESTRUCTION/DAMAGE/VANDALISM OF PROPERTY		289
Destruction/Damage/Vandalism of Property		289
EMBEZZLEMENT		3
Embezzlement		3
FRAUD OFFENSES		74
Credit Card/Automatic Teller Fraud		31
False Pretenses/Swindle/Confidence Game		39
Impersonation		4
STOLEN PROPERTY OFFENSES		7
Stolen Property Offenses		7
DRUG/NARCOTIC OFFENSES		69
Drug Equipment Violations		1

Offenses (Group "A") by Agency

2010

COUNTY

AGENCY

OFFENSE CATEGORY

OFFENSE

OF OFFENSES

Drug/Narcotic Violations	68
PROSTITUTION OFFENSES	8
Assisting or Promoting Prostitution	5
Prostitution	4
WEAPON LAW VIOLATIONS	6
Weapon Law Violations	6

Offenses (Group "A") by Agency

2010

COUNTY

AGENCY

OFFENSE CATEGORY

OFFENSE

OF OFFENSES

Harrison Co SO	TOTAL	921
SEX OFFENSES, FORCIBLE		12
Forcible Fondling		7
Sexual Assault With An Object		5
ASSAULT OFFENSES		187
Aggravated Assault		43
Intimidation		5
Simple Assault		145
KIDNAPING/ABDUCTION		1
Kidnaping/Abduction		1
ROBBERY		9
Robbery		9
BURGLARY/BREAKING & ENTERING		137
Burglary/Breaking & Entering		137
LARCENY/THEFT OFFENSES		243
All Other Larceny		228
Shoplifting		4
Theft From Motor Vehicle		12
MOTOR VEHICLE THEFT		27
Motor Vehicle Theft		27
ARSON		2
Arson		2
COUNTERFEITING/FORGERY		50
Counterfeiting/Forgery		50
DESTRUCTION/DAMAGE/VANDALISM OF PROPERTY		132
Destruction/Damage/Vandalism of Property		132
EMBEZZLEMENT		2
Embezzlement		2
FRAUD OFFENSES		57
Credit Card/Automatic Teller Fraud		23
False Pretenses/Swindle/Confidence Game		31
Impersonation		3
STOLEN PROPERTY OFFENSES		9
Stolen Property Offenses		9
DRUG/NARCOTIC OFFENSES		36
Drug/Narcotic Violations		36
PORNOGRAPHY/OBSCENE MATERIAL		2

Offenses (Group "A") by Agency

2010

COUNTY

AGENCY

OFFENSE CATEGORY

OFFENSE

OF OFFENSES

	Pornography/Obscene Material	2
	WEAPON LAW VIOLATIONS	8
	Weapon Law Violations	8
Lumberport PD	TOTAL	26
	ASSAULT OFFENSES	3
	Simple Assault	3
	BURGLARY/BREAKING & ENTERING	3
	Burglary/Breaking & Entering	3
	LARCENY/THEFT OFFENSES	4
	All Other Larceny	1
	Theft From Building	1
	Theft From Motor Vehicle	2
	DESTRUCTION/DAMAGE/VANDALISM OF PROPERTY	6
	Destruction/Damage/Vandalism of Property	6
	FRAUD OFFENSES	1
	False Pretenses/Swindle/Confidence Game	1
	DRUG/NARCOTIC OFFENSES	9
	Drug/Narcotic Violations	9

Offenses (Group "A") by Agency

2010

COUNTY

AGENCY

OFFENSE CATEGORY

OFFENSE

OF OFFENSES

<u>Nutter Fort PD</u>	<u>TOTAL</u>	<u>93</u>
ASSAULT OFFENSES		17
Aggravated Assault		3
Intimidation		2
Simple Assault		12
BURGLARY/BREAKING & ENTERING		14
Burglary/Breaking & Entering		14
LARCENY/THEFT OFFENSES		33
All Other Larceny		21
Shoplifting		3
Theft From Building		1
Theft From Motor Vehicle		8
MOTOR VEHICLE THEFT		5
Motor Vehicle Theft		5
DESTRUCTION/DAMAGE/VANDALISM OF PROPERTY		17
Destruction/Damage/Vandalism of Property		17
FRAUD OFFENSES		5
Credit Card/Automatic Teller Fraud		2
False Pretenses/Swindle/Confidence Game		3
DRUG/NARCOTIC OFFENSES		2
Drug/Narcotic Violations		2

Offenses (Group "A") by Agency

2010

COUNTY

AGENCY

OFFENSE CATEGORY

OFFENSE

OF OFFENSES

Salem PD	TOTAL	46
ASSAULT OFFENSES		22
Aggravated Assault		1
Intimidation		3
Simple Assault		18
BURGLARY/BREAKING & ENTERING		5
Burglary/Breaking & Entering		5
LARCENY/THEFT OFFENSES		8
All Other Larceny		6
Shoplifting		1
Theft From Motor Vehicle		1
COUNTERFEITING/FORGERY		2
Counterfeiting/Forgery		2
DESTRUCTION/DAMAGE/VANDALISM OF PROPERTY		5
Destruction/Damage/Vandalism of Property		5
DRUG/NARCOTIC OFFENSES		4
Drug/Narcotic Violations		4

Offenses (Group "A") by Agency

2010

COUNTY

AGENCY

OFFENSE CATEGORY

OFFENSE

OF OFFENSES

<u>Shinnston PD</u>	<u>TOTAL</u>	<u>151</u>
ASSAULT OFFENSES		39
Aggravated Assault		11
Intimidation		6
Simple Assault		22
BURGLARY/BREAKING & ENTERING		15
Burglary/Breaking & Entering		15
LARCENY/THEFT OFFENSES		47
All Other Larceny		35
Shoplifting		9
Theft From Motor Vehicle		3
MOTOR VEHICLE THEFT		3
Motor Vehicle Theft		3
ARSON		3
Arson		3
COUNTERFEITING/FORGERY		3
Counterfeiting/Forgery		3
DESTRUCTION/DAMAGE/VANDALISM OF PROPERTY		29
Destruction/Damage/Vandalism of Property		29
FRAUD OFFENSES		3
False Pretenses/Swindle/Confidence Game		3
DRUG/NARCOTIC OFFENSES		8
Drug/Narcotic Violations		8
WEAPON LAW VIOLATIONS		1
Weapon Law Violations		1

Offenses (Group "A") by Agency

2010

COUNTY

AGENCY

OFFENSE CATEGORY

OFFENSE

OF OFFENSES

		# OF OFFENSES
Stonewood PD	TOTAL	25
	ASSAULT OFFENSES	10
	Aggravated Assault	1
	Simple Assault	9
	BURGLARY/BREAKING & ENTERING	2
	Burglary/Breaking & Entering	2
	LARCENY/THEFT OFFENSES	10
	All Other Larceny	8
	Theft From Building	1
	Theft From Motor Vehicle	1
	DESTRUCTION/DAMAGE/VANDALISM OF PROPERTY	3
	Destruction/Damage/Vandalism of Property	3
tf Harrison Co Drug & Vio Crime	TOTAL	129
	DRUG/NARCOTIC OFFENSES	125
	Drug/Narcotic Violations	125
	PROSTITUTION OFFENSES	1
	Prostitution	1
	WEAPON LAW VIOLATIONS	3
	Weapon Law Violations	3
Jackson County	TOTAL	473
DNR - 6 - Jackson	TOTAL	3
	DRUG/NARCOTIC OFFENSES	1
	Drug/Narcotic Violations	1
	WEAPON LAW VIOLATIONS	2
	Weapon Law Violations	2

Offenses (Group "A") by Agency

2010

COUNTY

AGENCY

OFFENSE CATEGORY

OFFENSE

OF OFFENSES

Jackson Co SO	TOTAL	96
HOMICIDE OFFENSES		1
Murder and Nonnegligent Manslaughter		1
ASSAULT OFFENSES		47
Aggravated Assault		7
Intimidation		1
Simple Assault		39
ROBBERY		1
Robbery		1
BURGLARY/BREAKING & ENTERING		15
Burglary/Breaking & Entering		15
LARCENY/THEFT OFFENSES		26
All Other Larceny		10
Theft From Building		15
Theft of Motor Vehicle Parts/Accessories		1
MOTOR VEHICLE THEFT		5
Motor Vehicle Theft		5
WEAPON LAW VIOLATIONS		1
Weapon Law Violations		1

Offenses (Group "A") by Agency

2010

COUNTY

AGENCY

OFFENSE CATEGORY

OFFENSE

OF OFFENSES

<u>Ravenswood PD</u>	<u>TOTAL</u>	<u>72</u>
ASSAULT OFFENSES		22
Aggravated Assault		7
Intimidation		2
Simple Assault		13
ROBBERY		1
Robbery		1
BURGLARY/BREAKING & ENTERING		8
Burglary/Breaking & Entering		8
LARCENY/THEFT OFFENSES		24
All Other Larceny		10
Purse-snatching		1
Shoplifting		6
Theft From Building		2
Theft From Motor Vehicle		5
DESTRUCTION/DAMAGE/VANDALISM OF PROPERTY		5
Destruction/Damage/Vandalism of Property		5
FRAUD OFFENSES		1
False Pretenses/Swindle/Confidence Game		1
STOLEN PROPERTY OFFENSES		1
Stolen Property Offenses		1
DRUG/NARCOTIC OFFENSES		9
Drug/Narcotic Violations		9
WEAPON LAW VIOLATIONS		1
Weapon Law Violations		1

Offenses (Group "A") by Agency

2010

COUNTY

AGENCY

OFFENSE CATEGORY

OFFENSE

OF OFFENSES

Ripley PD	TOTAL	107
HOMICIDE OFFENSES		1
Murder and Nonnegligent Manslaughter		1
SEX OFFENSES, FORCIBLE		1
Forcible Fondling		1
ASSAULT OFFENSES		21
Intimidation		1
Simple Assault		20
BURGLARY/BREAKING & ENTERING		8
Burglary/Breaking & Entering		8
LARCENY/THEFT OFFENSES		52
All Other Larceny		21
Purse-snatching		1
Shoplifting		4
Theft From Building		2
Theft From Motor Vehicle		20
Theft of Motor Vehicle Parts/Accessories		4
MOTOR VEHICLE THEFT		4
Motor Vehicle Theft		4
COUNTERFEITING/FORGERY		3
Counterfeiting/Forgery		3
DESTRUCTION/DAMAGE/VANDALISM OF PROPERTY		8
Destruction/Damage/Vandalism of Property		8
EMBEZZLEMENT		2
Embezzlement		2
FRAUD OFFENSES		4
False Pretenses/Swindle/Confidence Game		4
DRUG/NARCOTIC OFFENSES		2
Drug/Narcotic Violations		2
WEAPON LAW VIOLATIONS		1
Weapon Law Violations		1

Offenses (Group "A") by Agency

2010

COUNTY

AGENCY

OFFENSE CATEGORY

OFFENSE

OF OFFENSES

Ripley SP	TOTAL	195
SEX OFFENSES, FORCIBLE		3
Forcible Fondling		1
Sexual Assault With An Object		2
ASSAULT OFFENSES		37
Aggravated Assault		4
Intimidation		11
Simple Assault		22
BURGLARY/BREAKING & ENTERING		24
Burglary/Breaking & Entering		24
LARCENY/THEFT OFFENSES		47
All Other Larceny		27
Purse-snatching		1
Theft From Motor Vehicle		4
Theft of Motor Vehicle Parts/Accessories		15
MOTOR VEHICLE THEFT		3
Motor Vehicle Theft		3
COUNTERFEITING/FORGERY		2
Counterfeiting/Forgery		2
DESTRUCTION/DAMAGE/VANDALISM OF PROPERTY		37
Destruction/Damage/Vandalism of Property		37
FRAUD OFFENSES		7
Credit Card/Automatic Teller Fraud		1
False Pretenses/Swindle/Confidence Game		4
Wire Fraud		2
STOLEN PROPERTY OFFENSES		1
Stolen Property Offenses		1
DRUG/NARCOTIC OFFENSES		32
Drug Equipment Violations		1
Drug/Narcotic Violations		32
WEAPON LAW VIOLATIONS		1
Weapon Law Violations		1
Jefferson County TOTAL		2215

Offenses (Group "A") by Agency

2010

COUNTY

AGENCY

OFFENSE CATEGORY

OFFENSE

OF OFFENSES

<u>Charles Town PD</u>	<u>TOTAL</u>	<u>135</u>
ASSAULT OFFENSES		25
Aggravated Assault		3
Intimidation		2
Simple Assault		20
ROBBERY		1
Robbery		1
BURGLARY/BREAKING & ENTERING		14
Burglary/Breaking & Entering		14
LARCENY/THEFT OFFENSES		46
All Other Larceny		38
Shoplifting		1
Theft From Coin Operated Machine or Device		1
Theft From Motor Vehicle		6
MOTOR VEHICLE THEFT		9
Motor Vehicle Theft		9
COUNTERFEITING/FORGERY		2
Counterfeiting/Forgery		2
DESTRUCTION/DAMAGE/VANDALISM OF PROPERTY		15
Destruction/Damage/Vandalism of Property		15
EMBEZZLEMENT		1
Embezzlement		1
FRAUD OFFENSES		1
False Pretenses/Swindle/Confidence Game		1
STOLEN PROPERTY OFFENSES		1
Stolen Property Offenses		1
DRUG/NARCOTIC OFFENSES		19
Drug/Narcotic Violations		19
WEAPON LAW VIOLATIONS		1
Weapon Law Violations		1
<u>DNR - 2 - Jefferson</u>	<u>TOTAL</u>	<u>1</u>
DRUG/NARCOTIC OFFENSES		1
Drug/Narcotic Violations		1

Offenses (Group "A") by Agency

2010

COUNTY

AGENCY

OFFENSE CATEGORY

OFFENSE

OF OFFENSES

<u>Harpers Ferry PD</u>	<u>TOTAL</u>	<u>69</u>
ASSAULT OFFENSES		22
Aggravated Assault		2
Intimidation		6
Simple Assault		14
BURGLARY/BREAKING & ENTERING		2
Burglary/Breaking & Entering		2
LARCENY/THEFT OFFENSES		4
All Other Larceny		2
Theft From Motor Vehicle		2
MOTOR VEHICLE THEFT		1
Motor Vehicle Theft		1
DESTRUCTION/DAMAGE/VANDALISM OF PROPERTY		8
Destruction/Damage/Vandalism of Property		8
DRUG/NARCOTIC OFFENSES		32
Drug/Narcotic Violations		32

Offenses (Group "A") by Agency

2010

COUNTY

AGENCY

OFFENSE CATEGORY

OFFENSE

OF OFFENSES

Jefferson Co SO	TOTAL	831
SEX OFFENSES, FORCIBLE		12
Forcible Fondling		10
Forcible Rape		1
Sexual Assault With An Object		1
ASSAULT OFFENSES		172
Aggravated Assault		29
Intimidation		32
Simple Assault		111
ROBBERY		3
Robbery		3
BURGLARY/BREAKING & ENTERING		67
Burglary/Breaking & Entering		67
LARCENY/THEFT OFFENSES		320
All Other Larceny		217
Shoplifting		16
Theft From Building		43
Theft From Coin Operated Machine or Device		1
Theft From Motor Vehicle		39
Theft of Motor Vehicle Parts/Accessories		4
MOTOR VEHICLE THEFT		12
Motor Vehicle Theft		12
ARSON		3
Arson		3
COUNTERFEITING/FORGERY		14
Counterfeiting/Forgery		14
DESTRUCTION/DAMAGE/VANDALISM OF PROPERTY		139
Destruction/Damage/Vandalism of Property		139
EMBEZZLEMENT		2
Embezzlement		2
FRAUD OFFENSES		40
False Pretenses/Swindle/Confidence Game		28
Impersonation		12
STOLEN PROPERTY OFFENSES		8
Stolen Property Offenses		8
DRUG/NARCOTIC OFFENSES		35
Drug/Narcotic Violations		35

Offenses (Group "A") by Agency

2010

COUNTY

AGENCY

OFFENSE CATEGORY

OFFENSE

OF OFFENSES

WEAPON LAW VIOLATIONS

4

Weapon Law Violations

4

Offenses (Group "A") by Agency

2010

COUNTY

AGENCY

OFFENSE CATEGORY

OFFENSE

OF OFFENSES

<u>Kearneysville SP</u>	<u>TOTAL</u>	<u>608</u>
SEX OFFENSES, FORCIBLE		9
Forcible Fondling		4
Forcible Rape		1
Sexual Assault With An Object		4
ASSAULT OFFENSES		115
Aggravated Assault		22
Intimidation		27
Simple Assault		67
ROBBERY		2
Robbery		2
BURGLARY/BREAKING & ENTERING		56
Burglary/Breaking & Entering		56
LARCENY/THEFT OFFENSES		139
All Other Larceny		23
Purse-snatching		2
Shoplifting		24
Theft From Building		44
Theft From Coin Operated Machine or Device		3
Theft From Motor Vehicle		11
Theft of Motor Vehicle Parts/Accessories		32
MOTOR VEHICLE THEFT		29
Motor Vehicle Theft		29
ARSON		3
Arson		3
COUNTERFEITING/FORGERY		13
Counterfeiting/Forgery		13
DESTRUCTION/DAMAGE/VANDALISM OF PROPERTY		74
Destruction/Damage/Vandalism of Property		74
EMBEZZLEMENT		6
Embezzlement		6
FRAUD OFFENSES		42
Credit Card/Automatic Teller Fraud		10
False Pretenses/Swindle/Confidence Game		26
Impersonation		5
Wire Fraud		2

Offenses (Group "A") by Agency

2010

COUNTY

AGENCY

OFFENSE CATEGORY

OFFENSE

OF OFFENSES

STOLEN PROPERTY OFFENSES	4
Stolen Property Offenses	4
DRUG/NARCOTIC OFFENSES	92
Drug/Narcotic Violations	92
GAMBLING OFFENSES	12
Betting/Wagering	12
PORNOGRAPHY/OBSCENE MATERIAL	4
Pornography/Obscene Material	4
WEAPON LAW VIOLATIONS	6
Weapon Law Violations	6

Offenses (Group "A") by Agency

2010

COUNTY

AGENCY

OFFENSE CATEGORY

OFFENSE

OF OFFENSES

<u>Ranson PD</u>	<u>TOTAL</u>	<u>484</u>
SEX OFFENSES, FORCIBLE		4
Forcible Fondling		1
Forcible Rape		2
Forcible Sodomy		1
ASSAULT OFFENSES		106
Aggravated Assault		5
Intimidation		23
Simple Assault		78
ROBBERY		9
Robbery		9
BURGLARY/BREAKING & ENTERING		13
Burglary/Breaking & Entering		13
LARCENY/THEFT OFFENSES		176
All Other Larceny		142
Shoplifting		26
Theft From Building		5
Theft From Motor Vehicle		3
MOTOR VEHICLE THEFT		5
Motor Vehicle Theft		5
ARSON		3
Arson		3
COUNTERFEITING/FORGERY		12
Counterfeiting/Forgery		12
DESTRUCTION/DAMAGE/VANDALISM OF PROPERTY		88
Destruction/Damage/Vandalism of Property		88
EMBEZZLEMENT		6
Embezzlement		6
FRAUD OFFENSES		16
Credit Card/Automatic Teller Fraud		1
False Pretenses/Swindle/Confidence Game		13
Impersonation		2
STOLEN PROPERTY OFFENSES		6
Stolen Property Offenses		6
DRUG/NARCOTIC OFFENSES		37
Drug/Narcotic Violations		37
WEAPON LAW VIOLATIONS		3

Offenses (Group "A") by Agency

2010

COUNTY

AGENCY

OFFENSE CATEGORY

OFFENSE

OF OFFENSES

		# OF OFFENSES
	Weapon Law Violations	3
Shepherd University	TOTAL	52
	ASSAULT OFFENSES	2
	Intimidation	1
	Simple Assault	1
	BURGLARY/BREAKING & ENTERING	2
	Burglary/Breaking & Entering	2
	LARCENY/THEFT OFFENSES	21
	All Other Larceny	16
	Theft From Building	3
	Theft From Motor Vehicle	1
	Theft of Motor Vehicle Parts/Accessories	1
	MOTOR VEHICLE THEFT	1
	Motor Vehicle Theft	1
	DESTRUCTION/DAMAGE/VANDALISM OF PROPERTY	17
	Destruction/Damage/Vandalism of Property	17
	FRAUD OFFENSES	1
	False Pretenses/Swindle/Confidence Game	1
	DRUG/NARCOTIC OFFENSES	8
	Drug/Narcotic Violations	8
Shepherdstown PD	TOTAL	35
	ASSAULT OFFENSES	6
	Simple Assault	6
	BURGLARY/BREAKING & ENTERING	4
	Burglary/Breaking & Entering	4
	LARCENY/THEFT OFFENSES	12
	All Other Larceny	11
	Theft From Motor Vehicle	1
	MOTOR VEHICLE THEFT	1
	Motor Vehicle Theft	1
	DESTRUCTION/DAMAGE/VANDALISM OF PROPERTY	11
	Destruction/Damage/Vandalism of Property	11
	DRUG/NARCOTIC OFFENSES	1
	Drug/Narcotic Violations	1
KANAWHA County	TOTAL	18185

Offenses (Group "A") by Agency

2010

COUNTY

AGENCY

OFFENSE CATEGORY

OFFENSE

OF OFFENSES

<u>BCI - SO Charleston</u>	<u>TOTAL</u>	<u>83</u>
DRUG/NARCOTIC OFFENSES		83
Drug/Narcotic Violations		83

Offenses (Group "A") by Agency

2010

COUNTY

AGENCY

OFFENSE CATEGORY

OFFENSE

OF OFFENSES

<u>Charleston PD</u>	<u>TOTAL</u>	<u>6,743</u>
HOMICIDE OFFENSES		10
Murder and Nonnegligent Manslaughter		10
SEX OFFENSES, FORCIBLE		69
Forcible Fondling		26
Forcible Rape		17
Forcible Sodomy		12
Sexual Assault With An Object		14
SEX OFFENSES, NONFORCIBLE		2
Incest		1
Statutory Rape		1
ASSAULT OFFENSES		1,758
Aggravated Assault		325
Intimidation		272
Simple Assault		1,222
KIDNAPING/ABDUCTION		25
Kidnaping/Abduction		25
ROBBERY		115
Robbery		115
BURGLARY/BREAKING & ENTERING		714
Burglary/Breaking & Entering		714
LARCENY/THEFT OFFENSES		2,119
All Other Larceny		869
Purse-snatching		3
Shoplifting		743
Theft From Building		3
Theft From Motor Vehicle		502
Theft of Motor Vehicle Parts/Accessories		6
MOTOR VEHICLE THEFT		152
Motor Vehicle Theft		152
ARSON		19
Arson		19
COUNTERFEITING/FORGERY		124
Counterfeiting/Forgery		124
DESTRUCTION/DAMAGE/VANDALISM OF PROPERTY		624
Destruction/Damage/Vandalism of Property		624

Offenses (Group "A") by Agency

2010

COUNTY

AGENCY

OFFENSE CATEGORY

OFFENSE

OF OFFENSES

EMBEZZLEMENT	78
Embezzlement	78
EXTORTION/BLACKMAIL	1
Extortion/Blackmail	1
FRAUD OFFENSES	190
Credit Card/Automatic Teller Fraud	114
False Pretenses/Swindle/Confidence Game	52
Impersonation	29
Welfare Fraud	1
STOLEN PROPERTY OFFENSES	36
Stolen Property Offenses	36
DRUG/NARCOTIC OFFENSES	524
Drug Equipment Violations	5
Drug/Narcotic Violations	521
PORNOGRAPHY/OBSCENE MATERIAL	1
Pornography/Obscene Material	1
PROSTITUTION OFFENSES	26
Assisting or Promoting Prostitution	22
Prostitution	7
WEAPON LAW VIOLATIONS	77
Weapon Law Violations	77
DNR - 5 - Kanawha	TOTAL
	3
DESTRUCTION/DAMAGE/VANDALISM OF PROPERTY	1
Destruction/Damage/Vandalism of Property	1
FRAUD OFFENSES	1
Impersonation	1
DRUG/NARCOTIC OFFENSES	1
Drug/Narcotic Violations	1

Offenses (Group "A") by Agency

2010

COUNTY

AGENCY

OFFENSE CATEGORY

OFFENSE

OF OFFENSES

<u>Dunbar PD</u>	<u>TOTAL</u>	<u>588</u>
SEX OFFENSES, FORCIBLE		5
Forcible Fondling		1
Forcible Rape		3
Sexual Assault With An Object		1
ASSAULT OFFENSES		169
Aggravated Assault		24
Intimidation		3
Simple Assault		146
KIDNAPING/ABDUCTION		2
Kidnaping/Abduction		2
ROBBERY		5
Robbery		5
BURGLARY/BREAKING & ENTERING		52
Burglary/Breaking & Entering		52
LARCENY/THEFT OFFENSES		143
All Other Larceny		79
Purse-snatching		1
Shoplifting		14
Theft From Building		2
Theft From Motor Vehicle		40
Theft of Motor Vehicle Parts/Accessories		7
MOTOR VEHICLE THEFT		11
Motor Vehicle Theft		11
ARSON		2
Arson		2
COUNTERFEITING/FORGERY		17
Counterfeiting/Forgery		17
DESTRUCTION/DAMAGE/VANDALISM OF PROPERTY		81
Destruction/Damage/Vandalism of Property		81
FRAUD OFFENSES		15
Credit Card/Automatic Teller Fraud		9
False Pretenses/Swindle/Confidence Game		5
Welfare Fraud		1
STOLEN PROPERTY OFFENSES		10
Stolen Property Offenses		10

Offenses (Group "A") by Agency

2010

COUNTY

AGENCY

OFFENSE CATEGORY

OFFENSE

OF OFFENSES

DRUG/NARCOTIC OFFENSES	56
Drug Equipment Violations	4
Drug/Narcotic Violations	52
PORNOGRAPHY/OBSCENE MATERIAL	2
Pornography/Obscene Material	2
WEAPON LAW VIOLATIONS	14
Weapon Law Violations	14
East Bank PD	TOTAL
	13
ASSAULT OFFENSES	1
Intimidation	1
BURGLARY/BREAKING & ENTERING	2
Burglary/Breaking & Entering	2
LARCENY/THEFT OFFENSES	7
All Other Larceny	5
Theft From Building	2
DESTRUCTION/DAMAGE/VANDALISM OF PROPERTY	3
Destruction/Damage/Vandalism of Property	3
ICAC Unit	TOTAL
	2
SEX OFFENSES, FORCIBLE	1
Sexual Assault With An Object	1
PORNOGRAPHY/OBSCENE MATERIAL	1
Pornography/Obscene Material	1
Kanawha Co Parks	TOTAL
	9
BURGLARY/BREAKING & ENTERING	7
Burglary/Breaking & Entering	7
LARCENY/THEFT OFFENSES	1
Theft From Building	1
DESTRUCTION/DAMAGE/VANDALISM OF PROPERTY	1
Destruction/Damage/Vandalism of Property	1

Offenses (Group "A") by Agency

2010

COUNTY

AGENCY

OFFENSE CATEGORY

OFFENSE

OF OFFENSES

<u>Kanawha Co SO</u>	<u>TOTAL</u>	<u>5,012</u>
HOMICIDE OFFENSES		6
Murder and Nonnegligent Manslaughter		6
SEX OFFENSES, FORCIBLE		58
Forcible Fondling		28
Forcible Rape		12
Forcible Sodomy		3
Sexual Assault With An Object		15
SEX OFFENSES, NONFORCIBLE		2
Statutory Rape		2
ASSAULT OFFENSES		1,682
Aggravated Assault		187
Intimidation		61
Simple Assault		1,448
KIDNAPING/ABDUCTION		6
Kidnaping/Abduction		6
ROBBERY		26
Robbery		26
BURGLARY/BREAKING & ENTERING		633
Burglary/Breaking & Entering		633
LARCENY/THEFT OFFENSES		942
All Other Larceny		548
Purse-snatching		2
Shoplifting		69
Theft From Building		11
Theft From Motor Vehicle		309
Theft of Motor Vehicle Parts/Accessories		4
MOTOR VEHICLE THEFT		154
Motor Vehicle Theft		154
ARSON		24
Arson		24
COUNTERFEITING/FORGERY		71
Counterfeiting/Forgery		71
DESTRUCTION/DAMAGE/VANDALISM OF PROPERTY		592
Destruction/Damage/Vandalism of Property		592
EMBEZZLEMENT		8
Embezzlement		8

Offenses (Group "A") by Agency

2010

COUNTY

AGENCY

OFFENSE CATEGORY

OFFENSE

OF OFFENSES

EXTORTION/BLACKMAIL	1
Extortion/Blackmail	1
FRAUD OFFENSES	113
Credit Card/Automatic Teller Fraud	59
False Pretenses/Swindle/Confidence Game	51
Impersonation	6
Wire Fraud	1
STOLEN PROPERTY OFFENSES	96
Stolen Property Offenses	96
DRUG/NARCOTIC OFFENSES	394
Drug Equipment Violations	112
Drug/Narcotic Violations	354
PORNOGRAPHY/OBSCENE MATERIAL	21
Pornography/Obscene Material	21
WEAPON LAW VIOLATIONS	92
Weapon Law Violations	92
Marmet PD	34
ASSAULT OFFENSES	2
Aggravated Assault	1
Simple Assault	1
ROBBERY	1
Robbery	1
BURGLARY/BREAKING & ENTERING	7
Burglary/Breaking & Entering	7
LARCENY/THEFT OFFENSES	21
All Other Larceny	5
Purse-snatching	2
Shoplifting	1
Theft From Building	6
Theft From Motor Vehicle	7
DESTRUCTION/DAMAGE/VANDALISM OF PROPERTY	3
Destruction/Damage/Vandalism of Property	3

Offenses (Group "A") by Agency

2010

COUNTY

AGENCY

OFFENSE CATEGORY

OFFENSE

OF OFFENSES

<u>Nitro PD</u>	<u>TOTAL</u>	<u>602</u>
SEX OFFENSES, FORCIBLE		7
Forcible Fondling		2
Forcible Rape		2
Sexual Assault With An Object		3
ASSAULT OFFENSES		82
Aggravated Assault		9
Intimidation		2
Simple Assault		72
KIDNAPING/ABDUCTION		1
Kidnaping/Abduction		1
ROBBERY		5
Robbery		5
BURGLARY/BREAKING & ENTERING		44
Burglary/Breaking & Entering		44
LARCENY/THEFT OFFENSES		205
All Other Larceny		83
Shoplifting		64
Theft From Building		3
Theft From Coin Operated Machine or Device		1
Theft From Motor Vehicle		53
Theft of Motor Vehicle Parts/Accessories		2
MOTOR VEHICLE THEFT		20
Motor Vehicle Theft		20
ARSON		3
Arson		3
COUNTERFEITING/FORGERY		32
Counterfeiting/Forgery		32
DESTRUCTION/DAMAGE/VANDALISM OF PROPERTY		63
Destruction/Damage/Vandalism of Property		63
EMBEZZLEMENT		8
Embezzlement		8
FRAUD OFFENSES		22
Credit Card/Automatic Teller Fraud		9
False Pretenses/Swindle/Confidence Game		11
Impersonation		1

Offenses (Group "A") by Agency

2010

COUNTY

AGENCY

OFFENSE CATEGORY

OFFENSE

OF OFFENSES

Wire Fraud	2
STOLEN PROPERTY OFFENSES	4
Stolen Property Offenses	4
DRUG/NARCOTIC OFFENSES	93
Drug Equipment Violations	3
Drug/Narcotic Violations	90
PORNOGRAPHY/OBSCENE MATERIAL	1
Pornography/Obscene Material	1
WEAPON LAW VIOLATIONS	9
Weapon Law Violations	9

Offenses (Group "A") by Agency

2010

COUNTY

AGENCY

OFFENSE CATEGORY

OFFENSE

OF OFFENSES

Quincy SP	TOTAL	570
SEX OFFENSES, FORCIBLE		4
Forcible Fondling		1
Forcible Rape		1
Sexual Assault With An Object		2
ASSAULT OFFENSES		80
Aggravated Assault		6
Intimidation		20
Simple Assault		58
KIDNAPING/ABDUCTION		2
Kidnaping/Abduction		2
ROBBERY		1
Robbery		1
BURGLARY/BREAKING & ENTERING		32
Burglary/Breaking & Entering		32
LARCENY/THEFT OFFENSES		133
All Other Larceny		70
Pocket-picking		1
Shoplifting		17
Theft From Building		3
Theft From Coin Operated Machine or Device		2
Theft From Motor Vehicle		12
Theft of Motor Vehicle Parts/Accessories		29
MOTOR VEHICLE THEFT		11
Motor Vehicle Theft		11
ARSON		2
Arson		2
COUNTERFEITING/FORGERY		11
Counterfeiting/Forgery		11
DESTRUCTION/DAMAGE/VANDALISM OF PROPERTY		72
Destruction/Damage/Vandalism of Property		72
EMBEZZLEMENT		1
Embezzlement		1
FRAUD OFFENSES		35
Credit Card/Automatic Teller Fraud		7
False Pretenses/Swindle/Confidence Game		26

Offenses (Group "A") by Agency

2010

COUNTY

AGENCY

OFFENSE CATEGORY

OFFENSE

OF OFFENSES

Impersonation	2
STOLEN PROPERTY OFFENSES	8
Stolen Property Offenses	8
DRUG/NARCOTIC OFFENSES	169
Drug Equipment Violations	9
Drug/Narcotic Violations	162
WEAPON LAW VIOLATIONS	2
Weapon Law Violations	2

Offenses (Group "A") by Agency

2010

COUNTY

AGENCY

OFFENSE CATEGORY

OFFENSE

OF OFFENSES

So Charleston SP	TOTAL	1,763
SEX OFFENSES, FORCIBLE		23
Forcible Fondling		9
Forcible Rape		6
Forcible Sodomy		3
Sexual Assault With An Object		5
ASSAULT OFFENSES		262
Aggravated Assault		34
Intimidation		51
Simple Assault		180
KIDNAPING/ABDUCTION		1
Kidnaping/Abduction		1
ROBBERY		4
Robbery		4
BURGLARY/BREAKING & ENTERING		92
Burglary/Breaking & Entering		92
LARCENY/THEFT OFFENSES		521
All Other Larceny		123
Shoplifting		12
Theft From Building		7
Theft From Motor Vehicle		19
Theft of Motor Vehicle Parts/Accessories		360
MOTOR VEHICLE THEFT		40
Motor Vehicle Theft		40
ARSON		1
Arson		1
COUNTERFEITING/FORGERY		45
Counterfeiting/Forgery		45
DESTRUCTION/DAMAGE/VANDALISM OF PROPERTY		137
Destruction/Damage/Vandalism of Property		137
EMBEZZLEMENT		3
Embezzlement		3
FRAUD OFFENSES		85
Credit Card/Automatic Teller Fraud		10
False Pretenses/Swindle/Confidence Game		66
Impersonation		16

Offenses (Group "A") by Agency

2010

COUNTY

AGENCY

OFFENSE CATEGORY

OFFENSE

OF OFFENSES

STOLEN PROPERTY OFFENSES	30
Stolen Property Offenses	30
DRUG/NARCOTIC OFFENSES	445
Drug Equipment Violations	54
Drug/Narcotic Violations	422
PORNOGRAPHY/OBSCENE MATERIAL	3
Pornography/Obscene Material	3
WEAPON LAW VIOLATIONS	30
Weapon Law Violations	30

Offenses (Group "A") by Agency

2010

COUNTY

AGENCY

OFFENSE CATEGORY

OFFENSE

OF OFFENSES

South Charleston PD	TOTAL	1,391
HOMICIDE OFFENSES		1
Murder and Nonnegligent Manslaughter		1
SEX OFFENSES, FORCIBLE		10
Forcible Fondling		3
Forcible Rape		3
Forcible Sodomy		2
Sexual Assault With An Object		2
ASSAULT OFFENSES		246
Aggravated Assault		59
Intimidation		29
Simple Assault		164
KIDNAPING/ABDUCTION		5
Kidnaping/Abduction		5
ROBBERY		7
Robbery		7
BURGLARY/BREAKING & ENTERING		138
Burglary/Breaking & Entering		138
LARCENY/THEFT OFFENSES		445
All Other Larceny		226
Purse-snatching		2
Shoplifting		118
Theft From Building		4
Theft From Motor Vehicle		92
Theft of Motor Vehicle Parts/Accessories		3
MOTOR VEHICLE THEFT		32
Motor Vehicle Theft		32
ARSON		1
Arson		1
COUNTERFEITING/FORGERY		41
Counterfeiting/Forgery		41
DESTRUCTION/DAMAGE/VANDALISM OF PROPERTY		198
Destruction/Damage/Vandalism of Property		198
EMBEZZLEMENT		4
Embezzlement		4
FRAUD OFFENSES		49
Credit Card/Automatic Teller Fraud		26

Offenses (Group "A") by Agency

2010

COUNTY

AGENCY

OFFENSE CATEGORY

OFFENSE

OF OFFENSES

False Pretenses/Swindle/Confidence Game	21
Impersonation	1
Wire Fraud	1
STOLEN PROPERTY OFFENSES	22
Stolen Property Offenses	22
DRUG/NARCOTIC OFFENSES	149
Drug Equipment Violations	9
Drug/Narcotic Violations	146
PORNOGRAPHY/OBSCENE MATERIAL	3
Pornography/Obscene Material	3
PROSTITUTION OFFENSES	1
Assisting or Promoting Prostitution	1
WEAPON LAW VIOLATIONS	27
Weapon Law Violations	27

Offenses (Group "A") by Agency

2010

COUNTY

AGENCY

OFFENSE CATEGORY

OFFENSE

OF OFFENSES

St Albans PD	TOTAL	985
HOMICIDE OFFENSES		2
Murder and Nonnegligent Manslaughter		2
SEX OFFENSES, FORCIBLE		3
Forcible Fondling		2
Sexual Assault With An Object		1
ASSAULT OFFENSES		150
Aggravated Assault		23
Intimidation		21
Simple Assault		112
KIDNAPING/ABDUCTION		1
Kidnaping/Abduction		1
ROBBERY		1
Robbery		1
BURGLARY/BREAKING & ENTERING		102
Burglary/Breaking & Entering		102
LARCENY/THEFT OFFENSES		403
All Other Larceny		122
Purse-snatching		4
Shoplifting		117
Theft From Building		27
Theft From Coin Operated Machine or Device		2
Theft From Motor Vehicle		132
MOTOR VEHICLE THEFT		34
Motor Vehicle Theft		34
ARSON		1
Arson		1
COUNTERFEITING/FORGERY		14
Counterfeiting/Forgery		14
DESTRUCTION/DAMAGE/VANDALISM OF PROPERTY		149
Destruction/Damage/Vandalism of Property		149
EMBEZZLEMENT		3
Embezzlement		3
FRAUD OFFENSES		47
Credit Card/Automatic Teller Fraud		20
False Pretenses/Swindle/Confidence Game		24
Impersonation		3

Offenses (Group "A") by Agency

2010

COUNTY

AGENCY

OFFENSE CATEGORY

OFFENSE

OF OFFENSES

STOLEN PROPERTY OFFENSES	14
Stolen Property Offenses	14
DRUG/NARCOTIC OFFENSES	48
Drug Equipment Violations	2
Drug/Narcotic Violations	46
PORNOGRAPHY/OBSCENE MATERIAL	1
Pornography/Obscene Material	1
WEAPON LAW VIOLATIONS	5
Weapon Law Violations	5
tf Metro Drug Enforcement	296
ASSAULT OFFENSES	2
Intimidation	2
BURGLARY/BREAKING & ENTERING	1
Burglary/Breaking & Entering	1
COUNTERFEITING/FORGERY	1
Counterfeiting/Forgery	1
FRAUD OFFENSES	1
False Pretenses/Swindle/Confidence Game	1
STOLEN PROPERTY OFFENSES	3
Stolen Property Offenses	3
DRUG/NARCOTIC OFFENSES	276
Drug Equipment Violations	20
Drug/Narcotic Violations	262
WEAPON LAW VIOLATIONS	6
Weapon Law Violations	6

Offenses (Group "A") by Agency

2010

COUNTY

AGENCY

OFFENSE CATEGORY

OFFENSE

OF OFFENSES

<u>Turnpike - Kanawha</u>	<u>TOTAL</u>	<u>37</u>
ASSAULT OFFENSES		1
Simple Assault		1
LARCENY/THEFT OFFENSES		6
All Other Larceny		3
Theft From Motor Vehicle		3
COUNTERFEITING/FORGERY		1
Counterfeiting/Forgery		1
DESTRUCTION/DAMAGE/VANDALISM OF PROPERTY		3
Destruction/Damage/Vandalism of Property		3
DRUG/NARCOTIC OFFENSES		25
Drug/Narcotic Violations		25
WEAPON LAW VIOLATIONS		1
Weapon Law Violations		1
<u>WV STATE UNIVERSITY</u>	<u>TOTAL</u>	<u>54</u>
SEX OFFENSES, FORCIBLE		1
Forcible Fondling		1
ASSAULT OFFENSES		24
Aggravated Assault		2
Intimidation		7
Simple Assault		15
ROBBERY		1
Robbery		1
BURGLARY/BREAKING & ENTERING		5
Burglary/Breaking & Entering		5
LARCENY/THEFT OFFENSES		10
All Other Larceny		8
Shoplifting		1
Theft From Motor Vehicle		1
DESTRUCTION/DAMAGE/VANDALISM OF PROPERTY		4
Destruction/Damage/Vandalism of Property		4
DRUG/NARCOTIC OFFENSES		6
Drug/Narcotic Violations		6
PORNOGRAPHY/OBSCENE MATERIAL		1
Pornography/Obscene Material		1
WEAPON LAW VIOLATIONS		2
Weapon Law Violations		2

Offenses (Group "A") by Agency

2010

COUNTY

AGENCY

OFFENSE CATEGORY

OFFENSE

OF OFFENSES

Lewis County TOTAL 357

Lewis Co SO	TOTAL	58
HOMICIDE OFFENSES		2
Murder and Nonnegligent Manslaughter		2
SEX OFFENSES, FORCIBLE		3
Forcible Fondling		2
Sexual Assault With An Object		1
ASSAULT OFFENSES		25
Aggravated Assault		10
Intimidation		4
Simple Assault		11
BURGLARY/BREAKING & ENTERING		3
Burglary/Breaking & Entering		3
LARCENY/THEFT OFFENSES		8
All Other Larceny		2
Shoplifting		1
Theft From Building		3
Theft From Motor Vehicle		1
Theft of Motor Vehicle Parts/Accessories		1
MOTOR VEHICLE THEFT		1
Motor Vehicle Theft		1
COUNTERFEITING/FORGERY		4
Counterfeiting/Forgery		4
DESTRUCTION/DAMAGE/VANDALISM OF PROPERTY		4
Destruction/Damage/Vandalism of Property		4
DRUG/NARCOTIC OFFENSES		8
Drug Equipment Violations		1
Drug/Narcotic Violations		7

Offenses (Group "A") by Agency

2010

COUNTY

AGENCY

OFFENSE CATEGORY

OFFENSE

OF OFFENSES

<u>Weston PD</u>	<u>TOTAL</u>	<u>37</u>
SEX OFFENSES, FORCIBLE		1
Sexual Assault With An Object		1
ASSAULT OFFENSES		14
Aggravated Assault		2
Simple Assault		12
BURGLARY/BREAKING & ENTERING		2
Burglary/Breaking & Entering		2
LARCENY/THEFT OFFENSES		9
All Other Larceny		4
Shoplifting		5
MOTOR VEHICLE THEFT		2
Motor Vehicle Theft		2
DESTRUCTION/DAMAGE/VANDALISM OF PROPERTY		4
Destruction/Damage/Vandalism of Property		4
FRAUD OFFENSES		3
Credit Card/Automatic Teller Fraud		1
False Pretenses/Swindle/Confidence Game		2
DRUG/NARCOTIC OFFENSES		1
Drug/Narcotic Violations		1
WEAPON LAW VIOLATIONS		1
Weapon Law Violations		1

Offenses (Group "A") by Agency

2010

COUNTY

AGENCY

OFFENSE CATEGORY

OFFENSE

OF OFFENSES

Weston SP	TOTAL	262
SEX OFFENSES, FORCIBLE		9
Forcible Rape		3
Forcible Sodomy		2
Sexual Assault With An Object		4
ASSAULT OFFENSES		57
Aggravated Assault		8
Intimidation		9
Simple Assault		40
BURGLARY/BREAKING & ENTERING		17
Burglary/Breaking & Entering		17
LARCENY/THEFT OFFENSES		77
All Other Larceny		51
Shoplifting		8
Theft From Motor Vehicle		18
Theft of Motor Vehicle Parts/Accessories		1
MOTOR VEHICLE THEFT		7
Motor Vehicle Theft		7
COUNTERFEITING/FORGERY		11
Counterfeiting/Forgery		11
DESTRUCTION/DAMAGE/VANDALISM OF PROPERTY		30
Destruction/Damage/Vandalism of Property		30
EMBEZZLEMENT		1
Embezzlement		1
FRAUD OFFENSES		16
Credit Card/Automatic Teller Fraud		2
False Pretenses/Swindle/Confidence Game		13
Impersonation		1
STOLEN PROPERTY OFFENSES		3
Stolen Property Offenses		3
DRUG/NARCOTIC OFFENSES		30
Drug/Narcotic Violations		30
WEAPON LAW VIOLATIONS		3
Weapon Law Violations		3
Lincoln County TOTAL		1161

Offenses (Group "A") by Agency

2010

COUNTY

AGENCY

OFFENSE CATEGORY

OFFENSE

OF OFFENSES

<u>Hamlin PD</u>	<u>TOTAL</u>	<u>54</u>
ASSAULT OFFENSES		23
Aggravated Assault		22
Intimidation		1
BURGLARY/BREAKING & ENTERING		3
Burglary/Breaking & Entering		3
LARCENY/THEFT OFFENSES		8
All Other Larceny		6
Theft From Building		1
Theft of Motor Vehicle Parts/Accessories		1
MOTOR VEHICLE THEFT		1
Motor Vehicle Theft		1
DESTRUCTION/DAMAGE/VANDALISM OF PROPERTY		4
Destruction/Damage/Vandalism of Property		4
STOLEN PROPERTY OFFENSES		2
Stolen Property Offenses		2
DRUG/NARCOTIC OFFENSES		12
Drug Equipment Violations		1
Drug/Narcotic Violations		12

Offenses (Group "A") by Agency

2010

COUNTY

AGENCY

OFFENSE CATEGORY

OFFENSE

OF OFFENSES

Hamlin SP	TOTAL	1,102
HOMICIDE OFFENSES		1
Murder and Nonnegligent Manslaughter		1
SEX OFFENSES, FORCIBLE		20
Forcible Fondling		8
Forcible Rape		7
Sexual Assault With An Object		5
SEX OFFENSES, NONFORCIBLE		1
Incest		1
ASSAULT OFFENSES		200
Aggravated Assault		31
Intimidation		58
Simple Assault		121
KIDNAPING/ABDUCTION		1
Kidnaping/Abduction		1
ROBBERY		2
Robbery		2
BURGLARY/BREAKING & ENTERING		183
Burglary/Breaking & Entering		183
LARCENY/THEFT OFFENSES		234
All Other Larceny		171
Shoplifting		18
Theft From Motor Vehicle		9
Theft of Motor Vehicle Parts/Accessories		36
MOTOR VEHICLE THEFT		43
Motor Vehicle Theft		43
ARSON		6
Arson		6
COUNTERFEITING/FORGERY		23
Counterfeiting/Forgery		23
DESTRUCTION/DAMAGE/VANDALISM OF PROPERTY		173
Destruction/Damage/Vandalism of Property		173
EMBEZZLEMENT		2
Embezzlement		2
FRAUD OFFENSES		24
False Pretenses/Swindle/Confidence Game		15
Impersonation		9

Offenses (Group "A") by Agency

2010

COUNTY

AGENCY

OFFENSE CATEGORY

OFFENSE

OF OFFENSES

	Wire Fraud	1
	STOLEN PROPERTY OFFENSES	4
	Stolen Property Offenses	4
	DRUG/NARCOTIC OFFENSES	163
	Drug Equipment Violations	11
	Drug/Narcotic Violations	153
	WEAPON LAW VIOLATIONS	10
	Weapon Law Violations	10
Lincoln Co SO	TOTAL	5
	ASSAULT OFFENSES	4
	Aggravated Assault	4
	LARCENY/THEFT OFFENSES	1
	All Other Larceny	1
Logan	County TOTAL	2656

Offenses (Group "A") by Agency

2010

COUNTY

AGENCY

OFFENSE CATEGORY

OFFENSE

OF OFFENSES

<u>Chapmanville PD</u>	<u>TOTAL</u>	<u>181</u>
ASSAULT OFFENSES		12
Aggravated Assault		6
Intimidation		2
Simple Assault		4
BURGLARY/BREAKING & ENTERING		9
Burglary/Breaking & Entering		9
LARCENY/THEFT OFFENSES		61
All Other Larceny		20
Shoplifting		28
Theft From Building		3
Theft From Motor Vehicle		7
Theft of Motor Vehicle Parts/Accessories		3
MOTOR VEHICLE THEFT		2
Motor Vehicle Theft		2
COUNTERFEITING/FORGERY		3
Counterfeiting/Forgery		3
DESTRUCTION/DAMAGE/VANDALISM OF PROPERTY		25
Destruction/Damage/Vandalism of Property		25
FRAUD OFFENSES		5
False Pretenses/Swindle/Confidence Game		4
Impersonation		1
STOLEN PROPERTY OFFENSES		1
Stolen Property Offenses		1
DRUG/NARCOTIC OFFENSES		61
Drug Equipment Violations		1
Drug/Narcotic Violations		60
WEAPON LAW VIOLATIONS		2
Weapon Law Violations		2
<u>DNR - 5 - Logan</u>	<u>TOTAL</u>	<u>3</u>
DRUG/NARCOTIC OFFENSES		2
Drug/Narcotic Violations		2
WEAPON LAW VIOLATIONS		1
Weapon Law Violations		1

Offenses (Group "A") by Agency

2010

COUNTY

AGENCY

OFFENSE CATEGORY

OFFENSE

OF OFFENSES

Logan Co SO	TOTAL	452
HOMICIDE OFFENSES		2
Murder and Nonnegligent Manslaughter		2
SEX OFFENSES, FORCIBLE		5
Forcible Fondling		2
Forcible Rape		3
ASSAULT OFFENSES		158
Aggravated Assault		131
Intimidation		14
Simple Assault		13
KIDNAPING/ABDUCTION		1
Kidnaping/Abduction		1
ROBBERY		3
Robbery		3
BURGLARY/BREAKING & ENTERING		48
Burglary/Breaking & Entering		48
LARCENY/THEFT OFFENSES		73
All Other Larceny		60
Shoplifting		6
Theft From Building		2
Theft From Motor Vehicle		5
MOTOR VEHICLE THEFT		7
Motor Vehicle Theft		7
ARSON		6
Arson		6
COUNTERFEITING/FORGERY		5
Counterfeiting/Forgery		5
DESTRUCTION/DAMAGE/VANDALISM OF PROPERTY		64
Destruction/Damage/Vandalism of Property		64
EMBEZZLEMENT		1
Embezzlement		1
FRAUD OFFENSES		36
False Pretenses/Swindle/Confidence Game		36
STOLEN PROPERTY OFFENSES		4
Stolen Property Offenses		4
DRUG/NARCOTIC OFFENSES		33
Drug/Narcotic Violations		33

Offenses (Group "A") by Agency

2010

COUNTY

AGENCY

OFFENSE CATEGORY

OFFENSE

OF OFFENSES

WEAPON LAW VIOLATIONS
Weapon Law Violations

6
6

Offenses (Group "A") by Agency

2010

COUNTY

AGENCY

OFFENSE CATEGORY

OFFENSE

OF OFFENSES

Logan PD	TOTAL	475
SEX OFFENSES, FORCIBLE		1
Sexual Assault With An Object		1
ASSAULT OFFENSES		92
Aggravated Assault		10
Intimidation		13
Simple Assault		69
ROBBERY		2
Robbery		2
BURGLARY/BREAKING & ENTERING		35
Burglary/Breaking & Entering		35
LARCENY/THEFT OFFENSES		224
All Other Larceny		14
Purse-snatching		1
Shoplifting		149
Theft From Building		44
Theft From Motor Vehicle		8
Theft of Motor Vehicle Parts/Accessories		8
MOTOR VEHICLE THEFT		10
Motor Vehicle Theft		10
ARSON		1
Arson		1
COUNTERFEITING/FORGERY		7
Counterfeiting/Forgery		7
DESTRUCTION/DAMAGE/VANDALISM OF PROPERTY		50
Destruction/Damage/Vandalism of Property		50
EMBEZZLEMENT		2
Embezzlement		2
FRAUD OFFENSES		9
False Pretenses/Swindle/Confidence Game		8
Impersonation		1
Wire Fraud		1
STOLEN PROPERTY OFFENSES		3
Stolen Property Offenses		3
DRUG/NARCOTIC OFFENSES		32
Drug/Narcotic Violations		32
WEAPON LAW VIOLATIONS		6

Offenses (Group "A") by Agency

2010

COUNTY

AGENCY

OFFENSE CATEGORY

OFFENSE

OF OFFENSES

Weapon Law Violations

6

Offenses (Group "A") by Agency

2010

COUNTY

AGENCY

OFFENSE CATEGORY

OFFENSE

OF OFFENSES

Logan SP	TOTAL	1,501
HOMICIDE OFFENSES		1
Murder and Nonnegligent Manslaughter		1
SEX OFFENSES, FORCIBLE		8
Forcible Fondling		4
Forcible Rape		2
Sexual Assault With An Object		2
ASSAULT OFFENSES		264
Aggravated Assault		57
Intimidation		32
Simple Assault		178
KIDNAPING/ABDUCTION		2
Kidnaping/Abduction		2
ROBBERY		5
Robbery		5
BURGLARY/BREAKING & ENTERING		206
Burglary/Breaking & Entering		206
LARCENY/THEFT OFFENSES		409
All Other Larceny		124
Shoplifting		23
Theft From Building		105
Theft From Motor Vehicle		37
Theft of Motor Vehicle Parts/Accessories		120
MOTOR VEHICLE THEFT		72
Motor Vehicle Theft		72
ARSON		6
Arson		6
COUNTERFEITING/FORGERY		22
Counterfeiting/Forgery		22
DESTRUCTION/DAMAGE/VANDALISM OF PROPERTY		182
Destruction/Damage/Vandalism of Property		182
EMBEZZLEMENT		1
Embezzlement		1
FRAUD OFFENSES		50
Credit Card/Automatic Teller Fraud		2
False Pretenses/Swindle/Confidence Game		27
Impersonation		5

Offenses (Group "A") by Agency

2010

COUNTY

AGENCY

OFFENSE CATEGORY

OFFENSE

OF OFFENSES

	Wire Fraud	16
	STOLEN PROPERTY OFFENSES	8
	Stolen Property Offenses	8
	DRUG/NARCOTIC OFFENSES	246
	Drug Equipment Violations	3
	Drug/Narcotic Violations	243
	PORNOGRAPHY/OBSCENE MATERIAL	2
	Pornography/Obscene Material	2
	PROSTITUTION OFFENSES	1
	Assisting or Promoting Prostitution	1
	WEAPON LAW VIOLATIONS	13
	Weapon Law Violations	13
tf U S 119 Task Force	TOTAL	44
	FRAUD OFFENSES	2
	False Pretenses/Swindle/Confidence Game	2
	DRUG/NARCOTIC OFFENSES	38
	Drug/Narcotic Violations	38
	WEAPON LAW VIOLATIONS	4
	Weapon Law Violations	4
MARION	County TOTAL	1622
BCI - Fairmont	TOTAL	15
	FRAUD OFFENSES	2
	False Pretenses/Swindle/Confidence Game	2
	DRUG/NARCOTIC OFFENSES	13
	Drug/Narcotic Violations	13

Offenses (Group "A") by Agency

2010

COUNTY

AGENCY

OFFENSE CATEGORY

OFFENSE

OF OFFENSES

<u>Fairmont Campus Police</u>	<u>TOTAL</u>	<u>30</u>
ASSAULT OFFENSES		4
Simple Assault		4
BURGLARY/BREAKING & ENTERING		1
Burglary/Breaking & Entering		1
LARCENY/THEFT OFFENSES		19
Theft From Building		12
Theft From Motor Vehicle		7
DESTRUCTION/DAMAGE/VANDALISM OF PROPERTY		2
Destruction/Damage/Vandalism of Property		2
STOLEN PROPERTY OFFENSES		1
Stolen Property Offenses		1
DRUG/NARCOTIC OFFENSES		2
Drug/Narcotic Violations		2
WEAPON LAW VIOLATIONS		1
Weapon Law Violations		1

Offenses (Group "A") by Agency

2010

COUNTY

AGENCY

OFFENSE CATEGORY

OFFENSE

OF OFFENSES

Fairmont PD	TOTAL	989
SEX OFFENSES, FORCIBLE		20
Forcible Fondling		9
Forcible Rape		10
Forcible Sodomy		1
SEX OFFENSES, NONFORCIBLE		8
Statutory Rape		8
ASSAULT OFFENSES		198
Aggravated Assault		31
Intimidation		7
Simple Assault		164
KIDNAPING/ABDUCTION		1
Kidnaping/Abduction		1
ROBBERY		12
Robbery		12
BURGLARY/BREAKING & ENTERING		136
Burglary/Breaking & Entering		136
LARCENY/THEFT OFFENSES		292
All Other Larceny		131
Purse-snatching		1
Shoplifting		31
Theft From Building		30
Theft From Motor Vehicle		92
Theft of Motor Vehicle Parts/Accessories		9
MOTOR VEHICLE THEFT		24
Motor Vehicle Theft		24
ARSON		8
Arson		8
COUNTERFEITING/FORGERY		14
Counterfeiting/Forgery		14
DESTRUCTION/DAMAGE/VANDALISM OF PROPERTY		184
Destruction/Damage/Vandalism of Property		184
EMBEZZLEMENT		11
Embezzlement		11
FRAUD OFFENSES		32
Credit Card/Automatic Teller Fraud		14
False Pretenses/Swindle/Confidence Game		16

Offenses (Group "A") by Agency

2010

COUNTY

AGENCY

OFFENSE CATEGORY

OFFENSE

OF OFFENSES

Impersonation	2
STOLEN PROPERTY OFFENSES	4
Stolen Property Offenses	4
DRUG/NARCOTIC OFFENSES	33
Drug Equipment Violations	1
Drug/Narcotic Violations	32
PORNOGRAPHY/OBSCENE MATERIAL	1
Pornography/Obscene Material	1
WEAPON LAW VIOLATIONS	5
Weapon Law Violations	5

Offenses (Group "A") by Agency

2010

COUNTY

AGENCY

OFFENSE CATEGORY

OFFENSE

OF OFFENSES

<u>Fairmont SP</u>	<u>TOTAL</u>	<u>318</u>
SEX OFFENSES, FORCIBLE		6
Forcible Fondling		2
Forcible Rape		1
Sexual Assault With An Object		3
ASSAULT OFFENSES		62
Aggravated Assault		7
Intimidation		13
Simple Assault		42
ROBBERY		2
Robbery		2
BURGLARY/BREAKING & ENTERING		49
Burglary/Breaking & Entering		49
LARCENY/THEFT OFFENSES		95
All Other Larceny		66
Shoplifting		4
Theft From Motor Vehicle		9
Theft of Motor Vehicle Parts/Accessories		16
MOTOR VEHICLE THEFT		8
Motor Vehicle Theft		8
ARSON		1
Arson		1
COUNTERFEITING/FORGERY		3
Counterfeiting/Forgery		3
DESTRUCTION/DAMAGE/VANDALISM OF PROPERTY		55
Destruction/Damage/Vandalism of Property		55
EMBEZZLEMENT		2
Embezzlement		2
FRAUD OFFENSES		15
Credit Card/Automatic Teller Fraud		4
False Pretenses/Swindle/Confidence Game		9
Impersonation		2
STOLEN PROPERTY OFFENSES		2
Stolen Property Offenses		2
DRUG/NARCOTIC OFFENSES		14
Drug/Narcotic Violations		14
PORNOGRAPHY/OBSCENE MATERIAL		1

Offenses (Group "A") by Agency

2010

COUNTY

AGENCY

OFFENSE CATEGORY

OFFENSE

OF OFFENSES

	Pornography/Obscene Material	1
	WEAPON LAW VIOLATIONS	3
	Weapon Law Violations	3
Marion Co SO	TOTAL	233
	SEX OFFENSES, FORCIBLE	8
	Forcible Fondling	4
	Forcible Rape	3
	Sexual Assault With An Object	1
	ASSAULT OFFENSES	49
	Aggravated Assault	38
	Intimidation	7
	Simple Assault	5
	ROBBERY	2
	Robbery	2
	BURGLARY/BREAKING & ENTERING	27
	Burglary/Breaking & Entering	27
	LARCENY/THEFT OFFENSES	67
	All Other Larceny	52
	Shoplifting	7
	Theft From Building	6
	Theft From Coin Operated Machine or Device	1
	Theft From Motor Vehicle	2
	MOTOR VEHICLE THEFT	9
	Motor Vehicle Theft	9
	COUNTERFEITING/FORGERY	2
	Counterfeiting/Forgery	2
	DESTRUCTION/DAMAGE/VANDALISM OF PROPERTY	28
	Destruction/Damage/Vandalism of Property	28
	FRAUD OFFENSES	1
	False Pretenses/Swindle/Confidence Game	1
	STOLEN PROPERTY OFFENSES	1
	Stolen Property Offenses	1
	DRUG/NARCOTIC OFFENSES	36
	Drug/Narcotic Violations	36
	WEAPON LAW VIOLATIONS	1
	Weapon Law Violations	1

Offenses (Group "A") by Agency

2010

COUNTY

AGENCY

OFFENSE CATEGORY

OFFENSE

OF OFFENSES

COUNTY	AGENCY	OFFENSE CATEGORY	OFFENSE	# OF OFFENSES
	Monongah PD	TOTAL		2
		LARCENY/THEFT OFFENSES		1
		Theft From Coin Operated Machine or Device		1
		DESTRUCTION/DAMAGE/VANDALISM OF PROPERTY		1
		Destruction/Damage/Vandalism of Property		1
	TF--3 RIVERS	TOTAL		35
		BURGLARY/BREAKING & ENTERING		1
		Burglary/Breaking & Entering		1
		DRUG/NARCOTIC OFFENSES		32
		Drug Equipment Violations		2
		Drug/Narcotic Violations		31
		WEAPON LAW VIOLATIONS		1
		Weapon Law Violations		1
Marshall	County	TOTAL		1913
	Benwood PD	TOTAL		16
		ASSAULT OFFENSES		4
		Intimidation		1
		Simple Assault		3
		ROBBERY		1
		Robbery		1
		LARCENY/THEFT OFFENSES		7
		All Other Larceny		1
		Shoplifting		6
		EMBEZZLEMENT		1
		Embezzlement		1
		DRUG/NARCOTIC OFFENSES		3
		Drug/Narcotic Violations		3

Offenses (Group "A") by Agency

2010

COUNTY

AGENCY

OFFENSE CATEGORY

OFFENSE

OF OFFENSES

Glen Dale PD	TOTAL	87
SEX OFFENSES, FORCIBLE		1
Forcible Fondling		1
SEX OFFENSES, NONFORCIBLE		1
Incest		1
ASSAULT OFFENSES		10
Aggravated Assault		2
Intimidation		5
Simple Assault		3
BURGLARY/BREAKING & ENTERING		10
Burglary/Breaking & Entering		10
LARCENY/THEFT OFFENSES		28
All Other Larceny		18
Theft From Building		6
Theft From Motor Vehicle		4
MOTOR VEHICLE THEFT		1
Motor Vehicle Theft		1
COUNTERFEITING/FORGERY		1
Counterfeiting/Forgery		1
DESTRUCTION/DAMAGE/VANDALISM OF PROPERTY		31
Destruction/Damage/Vandalism of Property		31
FRAUD OFFENSES		3
Credit Card/Automatic Teller Fraud		1
False Pretenses/Swindle/Confidence Game		1
Impersonation		1
DRUG/NARCOTIC OFFENSES		1
Drug/Narcotic Violations		1

Offenses (Group "A") by Agency

2010

COUNTY

AGENCY

OFFENSE CATEGORY

OFFENSE

OF OFFENSES

Marshall Co SO	TOTAL	735
SEX OFFENSES, FORCIBLE		6
Forcible Fondling		4
Forcible Rape		2
SEX OFFENSES, NONFORCIBLE		1
Statutory Rape		1
ASSAULT OFFENSES		215
Aggravated Assault		6
Intimidation		88
Simple Assault		121
ROBBERY		1
Robbery		1
BURGLARY/BREAKING & ENTERING		78
Burglary/Breaking & Entering		78
LARCENY/THEFT OFFENSES		163
All Other Larceny		103
Theft From Building		15
Theft From Motor Vehicle		40
Theft of Motor Vehicle Parts/Accessories		7
MOTOR VEHICLE THEFT		18
Motor Vehicle Theft		18
ARSON		4
Arson		4
COUNTERFEITING/FORGERY		4
Counterfeiting/Forgery		4
DESTRUCTION/DAMAGE/VANDALISM OF PROPERTY		171
Destruction/Damage/Vandalism of Property		171
FRAUD OFFENSES		29
Credit Card/Automatic Teller Fraud		11
False Pretenses/Swindle/Confidence Game		18
DRUG/NARCOTIC OFFENSES		41
Drug Equipment Violations		1
Drug/Narcotic Violations		41
WEAPON LAW VIOLATIONS		1
Weapon Law Violations		1

Offenses (Group "A") by Agency

2010

COUNTY

AGENCY

OFFENSE CATEGORY

OFFENSE

OF OFFENSES

<u>Moundsville PD</u>	<u>TOTAL</u>	<u>933</u>
SEX OFFENSES, FORCIBLE		5
Forcible Fondling		5
SEX OFFENSES, NONFORCIBLE		3
Statutory Rape		3
ASSAULT OFFENSES		195
Aggravated Assault		15
Intimidation		10
Simple Assault		171
ROBBERY		6
Robbery		6
BURGLARY/BREAKING & ENTERING		107
Burglary/Breaking & Entering		107
LARCENY/THEFT OFFENSES		309
All Other Larceny		94
Pocket-picking		3
Purse-snatching		7
Shoplifting		66
Theft From Building		31
Theft From Coin Operated Machine or Device		1
Theft From Motor Vehicle		87
Theft of Motor Vehicle Parts/Accessories		23
MOTOR VEHICLE THEFT		14
Motor Vehicle Theft		14
ARSON		6
Arson		6
COUNTERFEITING/FORGERY		12
Counterfeiting/Forgery		12
DESTRUCTION/DAMAGE/VANDALISM OF PROPERTY		142
Destruction/Damage/Vandalism of Property		142
EMBEZZLEMENT		5
Embezzlement		5
FRAUD OFFENSES		39
Credit Card/Automatic Teller Fraud		14
False Pretenses/Swindle/Confidence Game		25
STOLEN PROPERTY OFFENSES		35
Stolen Property Offenses		35

Offenses (Group "A") by Agency

2010

COUNTY

AGENCY

OFFENSE CATEGORY

OFFENSE

OF OFFENSES

DRUG/NARCOTIC OFFENSES	38
Drug/Narcotic Violations	38
PORNOGRAPHY/OBSCENE MATERIAL	2
Pornography/Obscene Material	2
PROSTITUTION OFFENSES	2
Assisting or Promoting Prostitution	1
Prostitution	1
WEAPON LAW VIOLATIONS	9
Weapon Law Violations	9

Offenses (Group "A") by Agency

2010

COUNTY

AGENCY

OFFENSE CATEGORY

OFFENSE

OF OFFENSES

<u>Moundsville SP</u>	<u>TOTAL</u>	<u>142</u>
SEX OFFENSES, FORCIBLE		8
Forcible Fondling		5
Forcible Rape		1
Sexual Assault With An Object		2
ASSAULT OFFENSES		29
Aggravated Assault		1
Intimidation		5
Simple Assault		23
BURGLARY/BREAKING & ENTERING		6
Burglary/Breaking & Entering		6
LARCENY/THEFT OFFENSES		20
Shoplifting		1
Theft From Building		14
Theft From Motor Vehicle		1
Theft of Motor Vehicle Parts/Accessories		4
MOTOR VEHICLE THEFT		3
Motor Vehicle Theft		3
COUNTERFEITING/FORGERY		5
Counterfeiting/Forgery		5
DESTRUCTION/DAMAGE/VANDALISM OF PROPERTY		4
Destruction/Damage/Vandalism of Property		4
FRAUD OFFENSES		7
False Pretenses/Swindle/Confidence Game		6
Impersonation		1
STOLEN PROPERTY OFFENSES		1
Stolen Property Offenses		1
DRUG/NARCOTIC OFFENSES		57
Drug Equipment Violations		1
Drug/Narcotic Violations		56
WEAPON LAW VIOLATIONS		2
Weapon Law Violations		2
Mason County TOTAL		920

Offenses (Group "A") by Agency

2010

COUNTY

AGENCY

OFFENSE CATEGORY

OFFENSE

OF OFFENSES

<u>Mason Co SO</u>	<u>TOTAL</u>	<u>248</u>
SEX OFFENSES, FORCIBLE		2
Forcible Fondling		2
ASSAULT OFFENSES		35
Aggravated Assault		7
Intimidation		13
Simple Assault		15
LARCENY/THEFT OFFENSES		142
All Other Larceny		20
Shoplifting		1
Theft From Building		112
Theft From Motor Vehicle		9
MOTOR VEHICLE THEFT		17
Motor Vehicle Theft		17
COUNTERFEITING/FORGERY		1
Counterfeiting/Forgery		1
DESTRUCTION/DAMAGE/VANDALISM OF PROPERTY		49
Destruction/Damage/Vandalism of Property		49
DRUG/NARCOTIC OFFENSES		1
Drug/Narcotic Violations		1
WEAPON LAW VIOLATIONS		1
Weapon Law Violations		1
<u>Mason PD</u>	<u>TOTAL</u>	<u>7</u>
SEX OFFENSES, FORCIBLE		1
Forcible Fondling		1
ASSAULT OFFENSES		4
Simple Assault		4
BURGLARY/BREAKING & ENTERING		1
Burglary/Breaking & Entering		1
LARCENY/THEFT OFFENSES		1
Shoplifting		1

Offenses (Group "A") by Agency

2010

COUNTY

AGENCY

OFFENSE CATEGORY

OFFENSE

OF OFFENSES

<u>New Haven PD</u>	<u>TOTAL</u>	<u>15</u>
ASSAULT OFFENSES		4
Aggravated Assault		1
Intimidation		1
Simple Assault		2
BURGLARY/BREAKING & ENTERING		1
Burglary/Breaking & Entering		1
LARCENY/THEFT OFFENSES		2
Theft From Building		2
MOTOR VEHICLE THEFT		1
Motor Vehicle Theft		1
COUNTERFEITING/FORGERY		1
Counterfeiting/Forgery		1
DESTRUCTION/DAMAGE/VANDALISM OF PROPERTY		3
Destruction/Damage/Vandalism of Property		3
DRUG/NARCOTIC OFFENSES		3
Drug/Narcotic Violations		3

Offenses (Group "A") by Agency

2010

COUNTY

AGENCY

OFFENSE CATEGORY

OFFENSE

OF OFFENSES

Point Pleasant PD	TOTAL	402
SEX OFFENSES, FORCIBLE		4
Forcible Fondling		1
Forcible Sodomy		3
SEX OFFENSES, NONFORCIBLE		1
Statutory Rape		1
ASSAULT OFFENSES		67
Aggravated Assault		6
Intimidation		10
Simple Assault		54
ROBBERY		8
Robbery		8
BURGLARY/BREAKING & ENTERING		40
Burglary/Breaking & Entering		40
LARCENY/THEFT OFFENSES		147
All Other Larceny		96
Shoplifting		21
Theft From Building		2
Theft From Motor Vehicle		26
Theft of Motor Vehicle Parts/Accessories		2
MOTOR VEHICLE THEFT		11
Motor Vehicle Theft		11
COUNTERFEITING/FORGERY		9
Counterfeiting/Forgery		9
DESTRUCTION/DAMAGE/VANDALISM OF PROPERTY		89
Destruction/Damage/Vandalism of Property		89
FRAUD OFFENSES		12
Credit Card/Automatic Teller Fraud		4
False Pretenses/Swindle/Confidence Game		8
STOLEN PROPERTY OFFENSES		1
Stolen Property Offenses		1
DRUG/NARCOTIC OFFENSES		8
Drug Equipment Violations		1
Drug/Narcotic Violations		7
WEAPON LAW VIOLATIONS		2
Weapon Law Violations		2

Offenses (Group "A") by Agency

2010

COUNTY

AGENCY

OFFENSE CATEGORY

OFFENSE

OF OFFENSES

<u>Point Pleasant SP</u>	<u>TOTAL</u>	<u>248</u>
SEX OFFENSES, FORCIBLE		6
Forcible Fondling		3
Sexual Assault With An Object		3
ASSAULT OFFENSES		32
Aggravated Assault		4
Intimidation		6
Simple Assault		22
BURGLARY/BREAKING & ENTERING		40
Burglary/Breaking & Entering		40
LARCENY/THEFT OFFENSES		58
All Other Larceny		46
Shoplifting		3
Theft of Motor Vehicle Parts/Accessories		9
MOTOR VEHICLE THEFT		11
Motor Vehicle Theft		11
COUNTERFEITING/FORGERY		6
Counterfeiting/Forgery		6
DESTRUCTION/DAMAGE/VANDALISM OF PROPERTY		30
Destruction/Damage/Vandalism of Property		30
FRAUD OFFENSES		9
False Pretenses/Swindle/Confidence Game		8
Impersonation		1
STOLEN PROPERTY OFFENSES		1
Stolen Property Offenses		1
DRUG/NARCOTIC OFFENSES		50
Drug Equipment Violations		4
Drug/Narcotic Violations		49
PORNOGRAPHY/OBSCENE MATERIAL		1
Pornography/Obscene Material		1
WEAPON LAW VIOLATIONS		1
Weapon Law Violations		1
McDowell County TOTAL		556
<u>DNR - 4 - McDowell</u>	<u>TOTAL</u>	<u>1</u>
LARCENY/THEFT OFFENSES		1
All Other Larceny		1

Offenses (Group "A") by Agency

2010

COUNTY

AGENCY

OFFENSE CATEGORY

OFFENSE

OF OFFENSES

Mc Dowell Co SO	TOTAL	347
SEX OFFENSES, FORCIBLE		1
Forcible Fondling		1
ASSAULT OFFENSES		104
Aggravated Assault		22
Intimidation		30
Simple Assault		52
KIDNAPING/ABDUCTION		1
Kidnaping/Abduction		1
ROBBERY		5
Robbery		5
BURGLARY/BREAKING & ENTERING		36
Burglary/Breaking & Entering		36
LARCENY/THEFT OFFENSES		73
All Other Larceny		39
Theft From Building		27
Theft From Motor Vehicle		6
Theft of Motor Vehicle Parts/Accessories		2
MOTOR VEHICLE THEFT		9
Motor Vehicle Theft		9
ARSON		8
Arson		8
COUNTERFEITING/FORGERY		7
Counterfeiting/Forgery		7
DESTRUCTION/DAMAGE/VANDALISM OF PROPERTY		24
Destruction/Damage/Vandalism of Property		24
FRAUD OFFENSES		2
False Pretenses/Swindle/Confidence Game		2
STOLEN PROPERTY OFFENSES		4
Stolen Property Offenses		4
DRUG/NARCOTIC OFFENSES		67
Drug/Narcotic Violations		67
WEAPON LAW VIOLATIONS		5
Weapon Law Violations		5

Offenses (Group "A") by Agency

2010

COUNTY

AGENCY

OFFENSE CATEGORY

OFFENSE

OF OFFENSES

Welch PD	TOTAL	20
ASSAULT OFFENSES		6
Aggravated Assault		5
Simple Assault		1
ROBBERY		1
Robbery		1
LARCENY/THEFT OFFENSES		5
All Other Larceny		2
Theft From Building		3
DRUG/NARCOTIC OFFENSES		8
Drug/Narcotic Violations		8

Offenses (Group "A") by Agency

2010

COUNTY

AGENCY

OFFENSE CATEGORY

OFFENSE

OF OFFENSES

Welch SP	TOTAL	188
HOMICIDE OFFENSES		1
Murder and Nonnegligent Manslaughter		1
SEX OFFENSES, FORCIBLE		2
Forcible Fondling		1
Forcible Rape		1
ASSAULT OFFENSES		93
Aggravated Assault		32
Intimidation		30
Simple Assault		31
BURGLARY/BREAKING & ENTERING		27
Burglary/Breaking & Entering		27
LARCENY/THEFT OFFENSES		33
All Other Larceny		17
Theft From Building		2
Theft From Motor Vehicle		3
Theft of Motor Vehicle Parts/Accessories		11
MOTOR VEHICLE THEFT		10
Motor Vehicle Theft		10
ARSON		2
Arson		2
DESTRUCTION/DAMAGE/VANDALISM OF PROPERTY		18
Destruction/Damage/Vandalism of Property		18
EMBEZZLEMENT		1
Embezzlement		1
DRUG/NARCOTIC OFFENSES		1
Drug/Narcotic Violations		1
Mercer County TOTAL		4349

Offenses (Group "A") by Agency

2010

COUNTY

AGENCY

OFFENSE CATEGORY

OFFENSE

OF OFFENSES

BCI - Bluefield	TOTAL	247
ASSAULT OFFENSES		1
Aggravated Assault		1
DRUG/NARCOTIC OFFENSES		236
Drug/Narcotic Violations		236
PROSTITUTION OFFENSES		9
Prostitution		9
WEAPON LAW VIOLATIONS		1
Weapon Law Violations		1

Offenses (Group "A") by Agency

2010

COUNTY

AGENCY

OFFENSE CATEGORY

OFFENSE

OF OFFENSES

Bluefield PD	TOTAL	802
HOMICIDE OFFENSES		3
Murder and Nonnegligent Manslaughter		3
SEX OFFENSES, FORCIBLE		6
Forcible Fondling		2
Forcible Rape		1
Forcible Sodomy		1
Sexual Assault With An Object		2
ASSAULT OFFENSES		189
Aggravated Assault		33
Intimidation		26
Simple Assault		138
KIDNAPING/ABDUCTION		1
Kidnaping/Abduction		1
ROBBERY		8
Robbery		8
BURGLARY/BREAKING & ENTERING		85
Burglary/Breaking & Entering		85
LARCENY/THEFT OFFENSES		217
All Other Larceny		103
Pocket-picking		2
Shoplifting		10
Theft From Building		50
Theft From Coin Operated Machine or Device		4
Theft From Motor Vehicle		33
Theft of Motor Vehicle Parts/Accessories		16
MOTOR VEHICLE THEFT		13
Motor Vehicle Theft		13
ARSON		4
Arson		4
COUNTERFEITING/FORGERY		11
Counterfeiting/Forgery		11
DESTRUCTION/DAMAGE/VANDALISM OF PROPERTY		157
Destruction/Damage/Vandalism of Property		157
FRAUD OFFENSES		12
Credit Card/Automatic Teller Fraud		5

Offenses (Group "A") by Agency

2010

COUNTY

AGENCY

OFFENSE CATEGORY

OFFENSE

OF OFFENSES

False Pretenses/Swindle/Confidence Game	6
Impersonation	1
STOLEN PROPERTY OFFENSES	8
Stolen Property Offenses	8
DRUG/NARCOTIC OFFENSES	55
Drug/Narcotic Violations	55
PROSTITUTION OFFENSES	17
Assisting or Promoting Prostitution	14
Prostitution	3
WEAPON LAW VIOLATIONS	7
Weapon Law Violations	7
Concord College Security	TOTAL
	36
SEX OFFENSES, FORCIBLE	3
Forcible Rape	2
Forcible Sodomy	1
ASSAULT OFFENSES	8
Aggravated Assault	1
Intimidation	3
Simple Assault	4
BURGLARY/BREAKING & ENTERING	7
Burglary/Breaking & Entering	7
LARCENY/THEFT OFFENSES	6
All Other Larceny	1
Theft From Building	4
Theft of Motor Vehicle Parts/Accessories	1
DESTRUCTION/DAMAGE/VANDALISM OF PROPERTY	3
Destruction/Damage/Vandalism of Property	3
STOLEN PROPERTY OFFENSES	1
Stolen Property Offenses	1
DRUG/NARCOTIC OFFENSES	8
Drug/Narcotic Violations	8

Offenses (Group "A") by Agency

2010

COUNTY

AGENCY

OFFENSE CATEGORY

OFFENSE

OF OFFENSES

<u>Mercer Co SO</u>	<u>TOTAL</u>	<u>1,336</u>
HOMICIDE OFFENSES		2
Murder and Nonnegligent Manslaughter		2
SEX OFFENSES, FORCIBLE		13
Forcible Fondling		6
Forcible Rape		1
Forcible Sodomy		5
Sexual Assault With An Object		1
ASSAULT OFFENSES		247
Aggravated Assault		49
Intimidation		31
Simple Assault		170
KIDNAPING/ABDUCTION		1
Kidnaping/Abduction		1
ROBBERY		12
Robbery		12
BURGLARY/BREAKING & ENTERING		237
Burglary/Breaking & Entering		237
LARCENY/THEFT OFFENSES		335
All Other Larceny		63
Purse-snatching		1
Shoplifting		66
Theft From Building		93
Theft From Coin Operated Machine or Device		9
Theft From Motor Vehicle		75
Theft of Motor Vehicle Parts/Accessories		28
MOTOR VEHICLE THEFT		53
Motor Vehicle Theft		53
ARSON		4
Arson		4
COUNTERFEITING/FORGERY		25
Counterfeiting/Forgery		25
DESTRUCTION/DAMAGE/VANDALISM OF PROPERTY		235
Destruction/Damage/Vandalism of Property		235
EMBEZZLEMENT		5
Embezzlement		5

Offenses (Group "A") by Agency

2010

COUNTY

AGENCY

OFFENSE CATEGORY

OFFENSE

OF OFFENSES

FRAUD OFFENSES	41
False Pretenses/Swindle/Confidence Game	33
Impersonation	8
STOLEN PROPERTY OFFENSES	13
Stolen Property Offenses	13
DRUG/NARCOTIC OFFENSES	88
Drug Equipment Violations	2
Drug/Narcotic Violations	87
PORNOGRAPHY/OBSCENE MATERIAL	2
Pornography/Obscene Material	2
PROSTITUTION OFFENSES	2
Prostitution	2
WEAPON LAW VIOLATIONS	17
Weapon Law Violations	17

Offenses (Group "A") by Agency

2010

COUNTY

AGENCY

OFFENSE CATEGORY

OFFENSE

OF OFFENSES

<u>Princeton PD</u>	<u>TOTAL</u>	<u>944</u>
HOMICIDE OFFENSES		1
Murder and Nonnegligent Manslaughter		1
SEX OFFENSES, FORCIBLE		2
Forcible Fondling		1
Forcible Rape		1
ASSAULT OFFENSES		191
Aggravated Assault		21
Intimidation		37
Simple Assault		134
KIDNAPING/ABDUCTION		1
Kidnaping/Abduction		1
ROBBERY		12
Robbery		12
BURGLARY/BREAKING & ENTERING		78
Burglary/Breaking & Entering		78
LARCENY/THEFT OFFENSES		311
All Other Larceny		164
Purse-snatching		7
Shoplifting		63
Theft From Building		9
Theft From Coin Operated Machine or Device		6
Theft From Motor Vehicle		39
Theft of Motor Vehicle Parts/Accessories		23
MOTOR VEHICLE THEFT		12
Motor Vehicle Theft		12
COUNTERFEITING/FORGERY		38
Counterfeiting/Forgery		38
DESTRUCTION/DAMAGE/VANDALISM OF PROPERTY		176
Destruction/Damage/Vandalism of Property		176
EMBEZZLEMENT		6
Embezzlement		6
FRAUD OFFENSES		20
Credit Card/Automatic Teller Fraud		2
False Pretenses/Swindle/Confidence Game		18
STOLEN PROPERTY OFFENSES		3
Stolen Property Offenses		3

Offenses (Group "A") by Agency

2010

COUNTY

AGENCY

OFFENSE CATEGORY

OFFENSE

OF OFFENSES

DRUG/NARCOTIC OFFENSES	61
Drug/Narcotic Violations	61
PROSTITUTION OFFENSES	14
Assisting or Promoting Prostitution	2
Prostitution	12
WEAPON LAW VIOLATIONS	17
Weapon Law Violations	17

Offenses (Group "A") by Agency

2010

COUNTY

AGENCY

OFFENSE CATEGORY

OFFENSE

OF OFFENSES

<u>Princeton SP</u>	<u>TOTAL</u>	<u>969</u>
HOMICIDE OFFENSES		2
Murder and Nonnegligent Manslaughter		1
Negligent Manslaughter		1
SEX OFFENSES, FORCIBLE		8
Forcible Fondling		3
Forcible Rape		4
Forcible Sodomy		1
SEX OFFENSES, NONFORCIBLE		3
Statutory Rape		3
ASSAULT OFFENSES		205
Aggravated Assault		24
Intimidation		51
Simple Assault		131
KIDNAPING/ABDUCTION		1
Kidnaping/Abduction		1
ROBBERY		3
Robbery		3
BURGLARY/BREAKING & ENTERING		122
Burglary/Breaking & Entering		122
LARCENY/THEFT OFFENSES		319
All Other Larceny		191
Shoplifting		40
Theft From Motor Vehicle		85
Theft of Motor Vehicle Parts/Accessories		3
MOTOR VEHICLE THEFT		24
Motor Vehicle Theft		24
COUNTERFEITING/FORGERY		22
Counterfeiting/Forgery		22
DESTRUCTION/DAMAGE/VANDALISM OF PROPERTY		146
Destruction/Damage/Vandalism of Property		146
EMBEZZLEMENT		10
Embezzlement		10
FRAUD OFFENSES		53
Credit Card/Automatic Teller Fraud		6
False Pretenses/Swindle/Confidence Game		37
Impersonation		9

Offenses (Group "A") by Agency

2010

COUNTY

AGENCY

OFFENSE CATEGORY

OFFENSE

OF OFFENSES

	Welfare Fraud	1
	STOLEN PROPERTY OFFENSES	4
	Stolen Property Offenses	4
	DRUG/NARCOTIC OFFENSES	36
	Drug Equipment Violations	1
	Drug/Narcotic Violations	35
	WEAPON LAW VIOLATIONS	10
	Weapon Law Violations	10
Turnpike - Mercer	TOTAL	15
	ASSAULT OFFENSES	1
	Simple Assault	1
	MOTOR VEHICLE THEFT	1
	Motor Vehicle Theft	1
	DESTRUCTION/DAMAGE/VANDALISM OF PROPERTY	1
	Destruction/Damage/Vandalism of Property	1
	FRAUD OFFENSES	1
	False Pretenses/Swindle/Confidence Game	1
	STOLEN PROPERTY OFFENSES	1
	Stolen Property Offenses	1
	DRUG/NARCOTIC OFFENSES	10
	Drug/Narcotic Violations	10
Mineral	County TOTAL	1281
DNR - 2 - Mineral	TOTAL	1
	DRUG/NARCOTIC OFFENSES	1
	Drug/Narcotic Violations	1

Offenses (Group "A") by Agency

2010

COUNTY

AGENCY

OFFENSE CATEGORY

OFFENSE

OF OFFENSES

Keyser PD	TOTAL	316
SEX OFFENSES, FORCIBLE		6
Forcible Fondling		2
Forcible Rape		2
Forcible Sodomy		1
Sexual Assault With An Object		1
ASSAULT OFFENSES		42
Aggravated Assault		4
Simple Assault		39
ROBBERY		2
Robbery		2
BURGLARY/BREAKING & ENTERING		32
Burglary/Breaking & Entering		32
LARCENY/THEFT OFFENSES		119
All Other Larceny		5
Shoplifting		19
Theft From Building		75
Theft From Motor Vehicle		14
Theft of Motor Vehicle Parts/Accessories		6
MOTOR VEHICLE THEFT		4
Motor Vehicle Theft		4
COUNTERFEITING/FORGERY		2
Counterfeiting/Forgery		2
DESTRUCTION/DAMAGE/VANDALISM OF PROPERTY		46
Destruction/Damage/Vandalism of Property		46
FRAUD OFFENSES		11
Credit Card/Automatic Teller Fraud		3
False Pretenses/Swindle/Confidence Game		8
DRUG/NARCOTIC OFFENSES		50
Drug Equipment Violations		7
Drug/Narcotic Violations		43
WEAPON LAW VIOLATIONS		1
Weapon Law Violations		1

Offenses (Group "A") by Agency

2010

COUNTY

AGENCY

OFFENSE CATEGORY

OFFENSE

OF OFFENSES

Keyser SP	TOTAL	649
HOMICIDE OFFENSES		1
Murder and Nonnegligent Manslaughter		1
SEX OFFENSES, FORCIBLE		12
Forcible Fondling		5
Forcible Rape		4
Sexual Assault With An Object		3
ASSAULT OFFENSES		151
Aggravated Assault		14
Intimidation		45
Simple Assault		97
ROBBERY		1
Robbery		1
BURGLARY/BREAKING & ENTERING		97
Burglary/Breaking & Entering		97
LARCENY/THEFT OFFENSES		151
All Other Larceny		107
Purse-snatching		1
Shoplifting		16
Theft From Building		7
Theft From Motor Vehicle		12
Theft of Motor Vehicle Parts/Accessories		8
MOTOR VEHICLE THEFT		10
Motor Vehicle Theft		10
ARSON		4
Arson		4
COUNTERFEITING/FORGERY		21
Counterfeiting/Forgery		21
DESTRUCTION/DAMAGE/VANDALISM OF PROPERTY		98
Destruction/Damage/Vandalism of Property		98
EMBEZZLEMENT		1
Embezzlement		1
EXTORTION/BLACKMAIL		1
Extortion/Blackmail		1
FRAUD OFFENSES		21
Credit Card/Automatic Teller Fraud		1
False Pretenses/Swindle/Confidence Game		18

Offenses (Group "A") by Agency

2010

COUNTY

AGENCY

OFFENSE CATEGORY

OFFENSE

OF OFFENSES

Impersonation	2
STOLEN PROPERTY OFFENSES	7
Stolen Property Offenses	7
DRUG/NARCOTIC OFFENSES	63
Drug Equipment Violations	1
Drug/Narcotic Violations	62
PORNOGRAPHY/OBSCENE MATERIAL	1
Pornography/Obscene Material	1
WEAPON LAW VIOLATIONS	4
Weapon Law Violations	4

Offenses (Group "A") by Agency

2010

COUNTY

AGENCY

OFFENSE CATEGORY

OFFENSE

OF OFFENSES

Mineral Co SO	TOTAL	267
SEX OFFENSES, FORCIBLE		6
Forcible Fondling		3
Forcible Rape		2
Sexual Assault With An Object		1
SEX OFFENSES, NONFORCIBLE		2
Incest		1
Statutory Rape		1
ASSAULT OFFENSES		107
Aggravated Assault		30
Intimidation		8
Simple Assault		70
ROBBERY		4
Robbery		4
BURGLARY/BREAKING & ENTERING		10
Burglary/Breaking & Entering		10
LARCENY/THEFT OFFENSES		39
All Other Larceny		9
Shoplifting		14
Theft From Building		11
Theft From Motor Vehicle		1
Theft of Motor Vehicle Parts/Accessories		4
COUNTERFEITING/FORGERY		4
Counterfeiting/Forgery		4
DESTRUCTION/DAMAGE/VANDALISM OF PROPERTY		29
Destruction/Damage/Vandalism of Property		29
EMBEZZLEMENT		1
Embezzlement		1
FRAUD OFFENSES		12
Credit Card/Automatic Teller Fraud		2
False Pretenses/Swindle/Confidence Game		10
DRUG/NARCOTIC OFFENSES		51
Drug Equipment Violations		3
Drug/Narcotic Violations		48
WEAPON LAW VIOLATIONS		1
Weapon Law Violations		1

Offenses (Group "A") by Agency

2010

COUNTY

AGENCY

OFFENSE CATEGORY

OFFENSE

OF OFFENSES

Potomac State College Police	TOTAL	48
SEX OFFENSES, FORCIBLE		1
Forcible Fondling		1
ASSAULT OFFENSES		9
Aggravated Assault		6
Intimidation		1
Simple Assault		2
BURGLARY/BREAKING & ENTERING		3
Burglary/Breaking & Entering		3
LARCENY/THEFT OFFENSES		8
All Other Larceny		6
Theft From Building		1
Theft From Coin Operated Machine or Device		1
ARSON		1
Arson		1
COUNTERFEITING/FORGERY		1
Counterfeiting/Forgery		1
DESTRUCTION/DAMAGE/VANDALISM OF PROPERTY		6
Destruction/Damage/Vandalism of Property		6
FRAUD OFFENSES		3
False Pretenses/Swindle/Confidence Game		3
DRUG/NARCOTIC OFFENSES		15
Drug/Narcotic Violations		15
GAMBLING OFFENSES		1
Betting/Wagering		1
Mingo County TOTAL		810
DNR - 5 - Mingo	TOTAL	1
WEAPON LAW VIOLATIONS		1
Weapon Law Violations		1

Offenses (Group "A") by Agency

2010

COUNTY

AGENCY

OFFENSE CATEGORY

OFFENSE

OF OFFENSES

<u>Gilbert SP</u>	<u>TOTAL</u>	<u>234</u>
SEX OFFENSES, FORCIBLE		1
Forcible Rape		1
ASSAULT OFFENSES		58
Aggravated Assault		10
Intimidation		13
Simple Assault		37
ROBBERY		2
Robbery		2
BURGLARY/BREAKING & ENTERING		38
Burglary/Breaking & Entering		38
LARCENY/THEFT OFFENSES		64
All Other Larceny		46
Purse-snatching		1
Shoplifting		6
Theft of Motor Vehicle Parts/Accessories		11
MOTOR VEHICLE THEFT		12
Motor Vehicle Theft		12
ARSON		3
Arson		3
DESTRUCTION/DAMAGE/VANDALISM OF PROPERTY		22
Destruction/Damage/Vandalism of Property		22
EMBEZZLEMENT		1
Embezzlement		1
FRAUD OFFENSES		12
Credit Card/Automatic Teller Fraud		1
False Pretenses/Swindle/Confidence Game		10
Impersonation		1
STOLEN PROPERTY OFFENSES		1
Stolen Property Offenses		1
DRUG/NARCOTIC OFFENSES		17
Drug/Narcotic Violations		17
WEAPON LAW VIOLATIONS		1
Weapon Law Violations		1

Offenses (Group "A") by Agency

2010

COUNTY

AGENCY

OFFENSE CATEGORY

OFFENSE

OF OFFENSES

<u>Mingo Co SO</u>	<u>TOTAL</u>	<u>81</u>
SEX OFFENSES, FORCIBLE		1
Forcible Fondling		1
ASSAULT OFFENSES		57
Aggravated Assault		1
Intimidation		13
Simple Assault		43
BURGLARY/BREAKING & ENTERING		5
Burglary/Breaking & Entering		5
LARCENY/THEFT OFFENSES		3
Theft From Building		2
Theft From Motor Vehicle		1
MOTOR VEHICLE THEFT		3
Motor Vehicle Theft		3
DESTRUCTION/DAMAGE/VANDALISM OF PROPERTY		7
Destruction/Damage/Vandalism of Property		7
DRUG/NARCOTIC OFFENSES		4
Drug/Narcotic Violations		4
PROSTITUTION OFFENSES		1
Assisting or Promoting Prostitution		1

Offenses (Group "A") by Agency

2010

COUNTY

AGENCY

OFFENSE CATEGORY

OFFENSE

OF OFFENSES

Williamson PD	TOTAL	108
SEX OFFENSES, FORCIBLE		2
Forcible Fondling		1
Sexual Assault With An Object		1
ASSAULT OFFENSES		30
Aggravated Assault		6
Simple Assault		24
ROBBERY		3
Robbery		3
BURGLARY/BREAKING & ENTERING		11
Burglary/Breaking & Entering		11
LARCENY/THEFT OFFENSES		23
All Other Larceny		14
Pocket-picking		1
Purse-snatching		1
Theft From Building		2
Theft From Coin Operated Machine or Device		1
Theft From Motor Vehicle		4
MOTOR VEHICLE THEFT		5
Motor Vehicle Theft		5
COUNTERFEITING/FORGERY		2
Counterfeiting/Forgery		2
DESTRUCTION/DAMAGE/VANDALISM OF PROPERTY		22
Destruction/Damage/Vandalism of Property		22
FRAUD OFFENSES		5
Credit Card/Automatic Teller Fraud		1
False Pretenses/Swindle/Confidence Game		4
STOLEN PROPERTY OFFENSES		1
Stolen Property Offenses		1
DRUG/NARCOTIC OFFENSES		3
Drug/Narcotic Violations		3
WEAPON LAW VIOLATIONS		1
Weapon Law Violations		1

Offenses (Group "A") by Agency

2010

COUNTY

AGENCY

OFFENSE CATEGORY

OFFENSE

OF OFFENSES

<u>Williamson SP</u>	<u>TOTAL</u>	<u>386</u>
SEX OFFENSES, FORCIBLE		6
Forcible Fondling		2
Forcible Rape		3
Forcible Sodomy		1
SEX OFFENSES, NONFORCIBLE		1
Statutory Rape		1
ASSAULT OFFENSES		79
Aggravated Assault		24
Intimidation		9
Simple Assault		49
ROBBERY		3
Robbery		3
BURGLARY/BREAKING & ENTERING		44
Burglary/Breaking & Entering		44
LARCENY/THEFT OFFENSES		79
All Other Larceny		37
Theft From Building		2
Theft From Motor Vehicle		7
Theft of Motor Vehicle Parts/Accessories		33
MOTOR VEHICLE THEFT		27
Motor Vehicle Theft		27
ARSON		3
Arson		3
COUNTERFEITING/FORGERY		8
Counterfeiting/Forgery		8
DESTRUCTION/DAMAGE/VANDALISM OF PROPERTY		57
Destruction/Damage/Vandalism of Property		57
FRAUD OFFENSES		4
Impersonation		4
STOLEN PROPERTY OFFENSES		2
Stolen Property Offenses		2
DRUG/NARCOTIC OFFENSES		62
Drug/Narcotic Violations		62
PROSTITUTION OFFENSES		3
Prostitution		3
WEAPON LAW VIOLATIONS		5

Offenses (Group "A") by Agency

2010

COUNTY

AGENCY

OFFENSE CATEGORY

OFFENSE

OF OFFENSES

Weapon Law Violations 5

Monongalia County TOTAL 5325

<u>Granville PD</u>	<u>TOTAL</u>	<u>134</u>
SEX OFFENSES, FORCIBLE		3
Forcible Fondling		2
Sexual Assault With An Object		1
ASSAULT OFFENSES		14
Aggravated Assault		11
Intimidation		2
Simple Assault		1
BURGLARY/BREAKING & ENTERING		6
Burglary/Breaking & Entering		6
LARCENY/THEFT OFFENSES		61
All Other Larceny		31
Shoplifting		29
Theft From Motor Vehicle		1
MOTOR VEHICLE THEFT		1
Motor Vehicle Theft		1
COUNTERFEITING/FORGERY		4
Counterfeiting/Forgery		4
DESTRUCTION/DAMAGE/VANDALISM OF PROPERTY		8
Destruction/Damage/Vandalism of Property		8
EMBEZZLEMENT		4
Embezzlement		4
FRAUD OFFENSES		10
Credit Card/Automatic Teller Fraud		9
False Pretenses/Swindle/Confidence Game		1
STOLEN PROPERTY OFFENSES		5
Stolen Property Offenses		5
DRUG/NARCOTIC OFFENSES		17
Drug/Narcotic Violations		17
WEAPON LAW VIOLATIONS		1
Weapon Law Violations		1

Offenses (Group "A") by Agency

2010

COUNTY

AGENCY

OFFENSE CATEGORY

OFFENSE

OF OFFENSES

Monongalia Co SO	TOTAL	1,005
HOMICIDE OFFENSES		2
Murder and Nonnegligent Manslaughter		2
SEX OFFENSES, FORCIBLE		13
Forcible Fondling		8
Forcible Rape		4
Sexual Assault With An Object		1
SEX OFFENSES, NONFORCIBLE		2
Incest		2
ASSAULT OFFENSES		143
Aggravated Assault		101
Intimidation		17
Simple Assault		26
ROBBERY		11
Robbery		11
BURGLARY/BREAKING & ENTERING		154
Burglary/Breaking & Entering		154
LARCENY/THEFT OFFENSES		383
All Other Larceny		323
Shoplifting		40
Theft From Building		3
Theft From Motor Vehicle		16
Theft of Motor Vehicle Parts/Accessories		1
MOTOR VEHICLE THEFT		18
Motor Vehicle Theft		18
ARSON		1
Arson		1
COUNTERFEITING/FORGERY		9
Counterfeiting/Forgery		9
DESTRUCTION/DAMAGE/VANDALISM OF PROPERTY		156
Destruction/Damage/Vandalism of Property		156
EMBEZZLEMENT		5
Embezzlement		5
FRAUD OFFENSES		58
Credit Card/Automatic Teller Fraud		32
False Pretenses/Swindle/Confidence Game		21
Impersonation		4

Offenses (Group "A") by Agency

2010

COUNTY

AGENCY

OFFENSE CATEGORY

OFFENSE

OF OFFENSES

Welfare Fraud	1
STOLEN PROPERTY OFFENSES	6
Stolen Property Offenses	6
DRUG/NARCOTIC OFFENSES	37
Drug/Narcotic Violations	37
WEAPON LAW VIOLATIONS	6
Weapon Law Violations	6

Offenses (Group "A") by Agency

2010

COUNTY

AGENCY

OFFENSE CATEGORY

OFFENSE

OF OFFENSES

<u>Morgantown PD</u>	<u>TOTAL</u>	<u>2,199</u>
HOMICIDE OFFENSES		2
Murder and Nonnegligent Manslaughter		2
SEX OFFENSES, FORCIBLE		19
Forcible Fondling		2
Forcible Rape		13
Forcible Sodomy		2
Sexual Assault With An Object		3
ASSAULT OFFENSES		306
Aggravated Assault		81
Intimidation		43
Simple Assault		186
KIDNAPING/ABDUCTION		1
Kidnaping/Abduction		1
ROBBERY		28
Robbery		28
BURGLARY/BREAKING & ENTERING		265
Burglary/Breaking & Entering		265
LARCENY/THEFT OFFENSES		723
All Other Larceny		297
Pocket-picking		1
Purse-snatching		1
Shoplifting		85
Theft From Building		63
Theft From Coin Operated Machine or Device		1
Theft From Motor Vehicle		222
Theft of Motor Vehicle Parts/Accessories		57
MOTOR VEHICLE THEFT		33
Motor Vehicle Theft		33
ARSON		3
Arson		3
COUNTERFEITING/FORGERY		41
Counterfeiting/Forgery		41
DESTRUCTION/DAMAGE/VANDALISM OF PROPERTY		571
Destruction/Damage/Vandalism of Property		571
EMBEZZLEMENT		11

Offenses (Group "A") by Agency

2010

COUNTY

AGENCY

OFFENSE CATEGORY

OFFENSE

OF OFFENSES

Embezzlement	11
EXTORTION/BLACKMAIL	1
Extortion/Blackmail	1
FRAUD OFFENSES	65
Credit Card/Automatic Teller Fraud	45
False Pretenses/Swindle/Confidence Game	16
Impersonation	4
STOLEN PROPERTY OFFENSES	6
Stolen Property Offenses	6
DRUG/NARCOTIC OFFENSES	99
Drug/Narcotic Violations	99
WEAPON LAW VIOLATIONS	16
Weapon Law Violations	16

Offenses (Group "A") by Agency

2010

COUNTY

AGENCY

OFFENSE CATEGORY

OFFENSE

OF OFFENSES

<u>Morgantown SP</u>	<u>TOTAL</u>	<u>1,242</u>
HOMICIDE OFFENSES		1
Murder and Nonnegligent Manslaughter		1
SEX OFFENSES, FORCIBLE		13
Forcible Fondling		1
Forcible Rape		6
Forcible Sodomy		3
Sexual Assault With An Object		3
SEX OFFENSES, NONFORCIBLE		1
Statutory Rape		1
ASSAULT OFFENSES		191
Aggravated Assault		59
Intimidation		32
Simple Assault		105
KIDNAPING/ABDUCTION		3
Kidnaping/Abduction		3
ROBBERY		11
Robbery		11
BURGLARY/BREAKING & ENTERING		201
Burglary/Breaking & Entering		201
LARCENY/THEFT OFFENSES		406
All Other Larceny		166
Purse-snatching		2
Shoplifting		70
Theft From Building		13
Theft From Motor Vehicle		86
Theft of Motor Vehicle Parts/Accessories		71
MOTOR VEHICLE THEFT		43
Motor Vehicle Theft		43
ARSON		2
Arson		2
COUNTERFEITING/FORGERY		47
Counterfeiting/Forgery		47
DESTRUCTION/DAMAGE/VANDALISM OF PROPERTY		220
Destruction/Damage/Vandalism of Property		220
EMBEZZLEMENT		9
Embezzlement		9

Offenses (Group "A") by Agency

2010

COUNTY

AGENCY

OFFENSE CATEGORY

OFFENSE

OF OFFENSES

FRAUD OFFENSES	53
Credit Card/Automatic Teller Fraud	3
False Pretenses/Swindle/Confidence Game	46
Impersonation	4
STOLEN PROPERTY OFFENSES	3
Stolen Property Offenses	3
DRUG/NARCOTIC OFFENSES	28
Drug Equipment Violations	1
Drug/Narcotic Violations	27
WEAPON LAW VIOLATIONS	3
Weapon Law Violations	3
tf Monongalia Valley Drug	19
ARSON	1
Arson	1
DRUG/NARCOTIC OFFENSES	18
Drug/Narcotic Violations	18

Offenses (Group "A") by Agency

2010

COUNTY

AGENCY

OFFENSE CATEGORY

OFFENSE

OF OFFENSES

<u>Westover PD</u>	<u>TOTAL</u>	<u>67</u>
SEX OFFENSES, FORCIBLE		5
Forcible Fondling		3
Forcible Rape		2
ASSAULT OFFENSES		24
Aggravated Assault		19
Intimidation		3
Simple Assault		2
BURGLARY/BREAKING & ENTERING		7
Burglary/Breaking & Entering		7
LARCENY/THEFT OFFENSES		12
All Other Larceny		7
Shoplifting		3
Theft From Building		1
Theft From Motor Vehicle		1
MOTOR VEHICLE THEFT		3
Motor Vehicle Theft		3
ARSON		1
Arson		1
COUNTERFEITING/FORGERY		1
Counterfeiting/Forgery		1
DESTRUCTION/DAMAGE/VANDALISM OF PROPERTY		5
Destruction/Damage/Vandalism of Property		5
EMBEZZLEMENT		1
Embezzlement		1
FRAUD OFFENSES		2
Credit Card/Automatic Teller Fraud		2
DRUG/NARCOTIC OFFENSES		4
Drug/Narcotic Violations		4
WEAPON LAW VIOLATIONS		2
Weapon Law Violations		2

Offenses (Group "A") by Agency

2010

COUNTY

AGENCY

OFFENSE CATEGORY

OFFENSE

OF OFFENSES

<u>WV UNIVERSITY - POLICE</u>	<u>TOTAL</u>	<u>659</u>
SEX OFFENSES, FORCIBLE		5
Forcible Fondling		1
Forcible Rape		4
ASSAULT OFFENSES		96
Aggravated Assault		38
Intimidation		22
Simple Assault		38
ROBBERY		4
Robbery		4
BURGLARY/BREAKING & ENTERING		7
Burglary/Breaking & Entering		7
LARCENY/THEFT OFFENSES		193
All Other Larceny		44
Pocket-picking		2
Purse-snatching		2
Theft From Building		116
Theft From Motor Vehicle		26
Theft of Motor Vehicle Parts/Accessories		3
MOTOR VEHICLE THEFT		3
Motor Vehicle Theft		3
ARSON		3
Arson		3
COUNTERFEITING/FORGERY		5
Counterfeiting/Forgery		5
DESTRUCTION/DAMAGE/VANDALISM OF PROPERTY		119
Destruction/Damage/Vandalism of Property		119
EMBEZZLEMENT		3
Embezzlement		3
FRAUD OFFENSES		19
False Pretenses/Swindle/Confidence Game		17
Impersonation		1
Wire Fraud		1
STOLEN PROPERTY OFFENSES		2
Stolen Property Offenses		2
DRUG/NARCOTIC OFFENSES		195
Drug Equipment Violations		3

Offenses (Group "A") by Agency

2010

COUNTY

AGENCY

OFFENSE CATEGORY

OFFENSE

OF OFFENSES

Drug/Narcotic Violations 195

Monroe County TOTAL 294

<u>Monroe Co SO</u>	<u>TOTAL</u>	<u>97</u>
SEX OFFENSES, FORCIBLE		2
Forcible Fondling		1
Forcible Rape		1
ASSAULT OFFENSES		26
Aggravated Assault		4
Intimidation		6
Simple Assault		17
KIDNAPING/ABDUCTION		2
Kidnaping/Abduction		2
BURGLARY/BREAKING & ENTERING		14
Burglary/Breaking & Entering		14
LARCENY/THEFT OFFENSES		26
All Other Larceny		11
Theft From Building		10
Theft From Motor Vehicle		3
Theft of Motor Vehicle Parts/Accessories		2
MOTOR VEHICLE THEFT		1
Motor Vehicle Theft		1
ARSON		2
Arson		2
COUNTERFEITING/FORGERY		1
Counterfeiting/Forgery		1
DESTRUCTION/DAMAGE/VANDALISM OF PROPERTY		14
Destruction/Damage/Vandalism of Property		14
FRAUD OFFENSES		2
False Pretenses/Swindle/Confidence Game		2
DRUG/NARCOTIC OFFENSES		3
Drug Equipment Violations		1
Drug/Narcotic Violations		2
WEAPON LAW VIOLATIONS		3
Weapon Law Violations		3

Offenses (Group "A") by Agency

2010

COUNTY

AGENCY

OFFENSE CATEGORY

OFFENSE

OF OFFENSES

Union SP	TOTAL	197
SEX OFFENSES, FORCIBLE		3
Forcible Fondling		2
Sexual Assault With An Object		1
ASSAULT OFFENSES		25
Aggravated Assault		5
Intimidation		5
Simple Assault		15
BURGLARY/BREAKING & ENTERING		29
Burglary/Breaking & Entering		29
LARCENY/THEFT OFFENSES		40
All Other Larceny		25
Theft From Building		2
Theft From Motor Vehicle		6
Theft of Motor Vehicle Parts/Accessories		7
MOTOR VEHICLE THEFT		4
Motor Vehicle Theft		4
COUNTERFEITING/FORGERY		27
Counterfeiting/Forgery		27
DESTRUCTION/DAMAGE/VANDALISM OF PROPERTY		17
Destruction/Damage/Vandalism of Property		17
EMBEZZLEMENT		1
Embezzlement		1
EXTORTION/BLACKMAIL		1
Extortion/Blackmail		1
FRAUD OFFENSES		8
False Pretenses/Swindle/Confidence Game		7
Impersonation		1
STOLEN PROPERTY OFFENSES		2
Stolen Property Offenses		2
DRUG/NARCOTIC OFFENSES		37
Drug/Narcotic Violations		37
WEAPON LAW VIOLATIONS		3
Weapon Law Violations		3
Morgan County TOTAL		742

Offenses (Group "A") by Agency

2010

COUNTY

AGENCY

OFFENSE CATEGORY

OFFENSE

OF OFFENSES

<u>Berkeley Springs SP</u>	<u>TOTAL</u>	<u>237</u>
ASSAULT OFFENSES		46
Aggravated Assault		6
Intimidation		13
Simple Assault		27
BURGLARY/BREAKING & ENTERING		36
Burglary/Breaking & Entering		36
LARCENY/THEFT OFFENSES		76
All Other Larceny		37
Shoplifting		5
Theft From Building		8
Theft From Coin Operated Machine or Device		1
Theft From Motor Vehicle		8
Theft of Motor Vehicle Parts/Accessories		17
MOTOR VEHICLE THEFT		8
Motor Vehicle Theft		8
COUNTERFEITING/FORGERY		3
Counterfeiting/Forgery		3
DESTRUCTION/DAMAGE/VANDALISM OF PROPERTY		49
Destruction/Damage/Vandalism of Property		49
FRAUD OFFENSES		11
False Pretenses/Swindle/Confidence Game		10
Wire Fraud		1
STOLEN PROPERTY OFFENSES		1
Stolen Property Offenses		1
DRUG/NARCOTIC OFFENSES		7
Drug/Narcotic Violations		7
<u>DNR - 2 - Morgan</u>	<u>TOTAL</u>	<u>2</u>
WEAPON LAW VIOLATIONS		2
Weapon Law Violations		2

Offenses (Group "A") by Agency

2010

COUNTY

AGENCY

OFFENSE CATEGORY

OFFENSE

OF OFFENSES

<u>Morgan Co SO</u>	<u>TOTAL</u>	<u>503</u>
SEX OFFENSES, FORCIBLE		7
Forcible Fondling		4
Forcible Rape		2
Forcible Sodomy		1
SEX OFFENSES, NONFORCIBLE		1
Incest		1
ASSAULT OFFENSES		112
Aggravated Assault		12
Intimidation		21
Simple Assault		79
ROBBERY		3
Robbery		3
BURGLARY/BREAKING & ENTERING		78
Burglary/Breaking & Entering		78
LARCENY/THEFT OFFENSES		87
All Other Larceny		69
Shoplifting		6
Theft From Building		4
Theft From Coin Operated Machine or Device		1
Theft From Motor Vehicle		3
Theft of Motor Vehicle Parts/Accessories		4
MOTOR VEHICLE THEFT		15
Motor Vehicle Theft		15
COUNTERFEITING/FORGERY		11
Counterfeiting/Forgery		11
DESTRUCTION/DAMAGE/VANDALISM OF PROPERTY		92
Destruction/Damage/Vandalism of Property		92
EXTORTION/BLACKMAIL		1
Extortion/Blackmail		1
FRAUD OFFENSES		20
Credit Card/Automatic Teller Fraud		1
False Pretenses/Swindle/Confidence Game		14
Impersonation		5
STOLEN PROPERTY OFFENSES		3
Stolen Property Offenses		3

Offenses (Group "A") by Agency

2010

COUNTY

AGENCY

OFFENSE CATEGORY

OFFENSE

OF OFFENSES

	DRUG/NARCOTIC OFFENSES	67
	Drug/Narcotic Violations	67
	PORNOGRAPHY/OBSCENE MATERIAL	3
	Pornography/Obscene Material	3
	WEAPON LAW VIOLATIONS	3
	Weapon Law Violations	3
Nicholas	County TOTAL	1356
DNR - 3 - Nicholas	TOTAL	3
	DRUG/NARCOTIC OFFENSES	2
	Drug/Narcotic Violations	2
	WEAPON LAW VIOLATIONS	1
	Weapon Law Violations	1

Offenses (Group "A") by Agency

2010

COUNTY

AGENCY

OFFENSE CATEGORY

OFFENSE

OF OFFENSES

<u>Nicholas Co SO</u>	<u>TOTAL</u>	<u>840</u>
HOMICIDE OFFENSES		1
Murder and Nonnegligent Manslaughter		1
SEX OFFENSES, FORCIBLE		6
Forcible Fondling		3
Forcible Rape		2
Sexual Assault With An Object		1
SEX OFFENSES, NONFORCIBLE		1
Incest		1
ASSAULT OFFENSES		267
Aggravated Assault		182
Intimidation		54
Simple Assault		44
ROBBERY		2
Robbery		2
BURGLARY/BREAKING & ENTERING		88
Burglary/Breaking & Entering		88
LARCENY/THEFT OFFENSES		268
All Other Larceny		249
Shoplifting		17
Theft From Motor Vehicle		4
MOTOR VEHICLE THEFT		11
Motor Vehicle Theft		11
ARSON		2
Arson		2
COUNTERFEITING/FORGERY		12
Counterfeiting/Forgery		12
DESTRUCTION/DAMAGE/VANDALISM OF PROPERTY		103
Destruction/Damage/Vandalism of Property		103
EMBEZZLEMENT		2
Embezzlement		2
FRAUD OFFENSES		18
Credit Card/Automatic Teller Fraud		5
False Pretenses/Swindle/Confidence Game		11
Impersonation		3
STOLEN PROPERTY OFFENSES		6
Stolen Property Offenses		6

Offenses (Group "A") by Agency

2010

COUNTY

AGENCY

OFFENSE CATEGORY

OFFENSE

OF OFFENSES

DRUG/NARCOTIC OFFENSES	21
Drug Equipment Violations	1
Drug/Narcotic Violations	20
PORNOGRAPHY/OBSCENE MATERIAL	4
Pornography/Obscene Material	4
WEAPON LAW VIOLATIONS	12
Weapon Law Violations	12

Offenses (Group "A") by Agency

2010

COUNTY

AGENCY

OFFENSE CATEGORY

OFFENSE

OF OFFENSES

<u>Richwood SP</u>	<u>TOTAL</u>	<u>84</u>
SEX OFFENSES, FORCIBLE		2
Forcible Fondling		2
SEX OFFENSES, NONFORCIBLE		2
Statutory Rape		2
ASSAULT OFFENSES		14
Aggravated Assault		2
Intimidation		4
Simple Assault		8
BURGLARY/BREAKING & ENTERING		4
Burglary/Breaking & Entering		4
LARCENY/THEFT OFFENSES		29
All Other Larceny		12
Shoplifting		2
Theft From Building		10
Theft From Motor Vehicle		3
Theft of Motor Vehicle Parts/Accessories		2
MOTOR VEHICLE THEFT		1
Motor Vehicle Theft		1
COUNTERFEITING/FORGERY		2
Counterfeiting/Forgery		2
DESTRUCTION/DAMAGE/VANDALISM OF PROPERTY		8
Destruction/Damage/Vandalism of Property		8
FRAUD OFFENSES		2
False Pretenses/Swindle/Confidence Game		2
DRUG/NARCOTIC OFFENSES		14
Drug Equipment Violations		3
Drug/Narcotic Violations		14
PORNOGRAPHY/OBSCENE MATERIAL		2
Pornography/Obscene Material		2
WEAPON LAW VIOLATIONS		1
Weapon Law Violations		1

Offenses (Group "A") by Agency

2010

COUNTY

AGENCY

OFFENSE CATEGORY

OFFENSE

OF OFFENSES

Summersville PD	TOTAL	214
ASSAULT OFFENSES		39
Aggravated Assault		29
Intimidation		1
Simple Assault		9
BURGLARY/BREAKING & ENTERING		15
Burglary/Breaking & Entering		15
LARCENY/THEFT OFFENSES		109
All Other Larceny		31
Purse-snatching		1
Shoplifting		60
Theft From Coin Operated Machine or Device		1
Theft From Motor Vehicle		14
Theft of Motor Vehicle Parts/Accessories		2
MOTOR VEHICLE THEFT		2
Motor Vehicle Theft		2
COUNTERFEITING/FORGERY		5
Counterfeiting/Forgery		5
DESTRUCTION/DAMAGE/VANDALISM OF PROPERTY		18
Destruction/Damage/Vandalism of Property		18
FRAUD OFFENSES		6
Credit Card/Automatic Teller Fraud		2
False Pretenses/Swindle/Confidence Game		4
STOLEN PROPERTY OFFENSES		2
Stolen Property Offenses		2
DRUG/NARCOTIC OFFENSES		18
Drug/Narcotic Violations		18

Offenses (Group "A") by Agency

2010

COUNTY

AGENCY

OFFENSE CATEGORY

OFFENSE

OF OFFENSES

Summersville SP	TOTAL	151
SEX OFFENSES, NONFORCIBLE		1
Statutory Rape		1
ASSAULT OFFENSES		27
Intimidation		15
Simple Assault		12
BURGLARY/BREAKING & ENTERING		11
Burglary/Breaking & Entering		11
LARCENY/THEFT OFFENSES		50
All Other Larceny		14
Shoplifting		1
Theft From Building		20
Theft From Motor Vehicle		3
Theft of Motor Vehicle Parts/Accessories		12
MOTOR VEHICLE THEFT		2
Motor Vehicle Theft		2
COUNTERFEITING/FORGERY		5
Counterfeiting/Forgery		5
DESTRUCTION/DAMAGE/VANDALISM OF PROPERTY		13
Destruction/Damage/Vandalism of Property		13
EMBEZZLEMENT		1
Embezzlement		1
EXTORTION/BLACKMAIL		1
Extortion/Blackmail		1
FRAUD OFFENSES		11
Credit Card/Automatic Teller Fraud		5
False Pretenses/Swindle/Confidence Game		5
Impersonation		1
STOLEN PROPERTY OFFENSES		2
Stolen Property Offenses		2
DRUG/NARCOTIC OFFENSES		23
Drug Equipment Violations		2
Drug/Narcotic Violations		23
WEAPON LAW VIOLATIONS		2
Weapon Law Violations		2

Offenses (Group "A") by Agency

2010

COUNTY

AGENCY

OFFENSE CATEGORY

OFFENSE

OF OFFENSES

COUNTY	AGENCY	OFFENSE CATEGORY	OFFENSE	# OF OFFENSES
	tf Central WV Drug	TOTAL		64
		HOMICIDE OFFENSES		2
		Murder and Nonnegligent Manslaughter		2
		DRUG/NARCOTIC OFFENSES		62
		Drug Equipment Violations		20
		Drug/Narcotic Violations		42
Ohio	County	TOTAL		2854
	Bethlehem PD	TOTAL		13
		ASSAULT OFFENSES		1
		Intimidation		1
		BURGLARY/BREAKING & ENTERING		6
		Burglary/Breaking & Entering		6
		LARCENY/THEFT OFFENSES		3
		All Other Larceny		1
		Shoplifting		1
		Theft From Coin Operated Machine or Device		1
		DESTRUCTION/DAMAGE/VANDALISM OF PROPERTY		2
		Destruction/Damage/Vandalism of Property		2
		STOLEN PROPERTY OFFENSES		1
		Stolen Property Offenses		1

Offenses (Group "A") by Agency

2010

COUNTY

AGENCY

OFFENSE CATEGORY

OFFENSE

OF OFFENSES

Ohio Co SO	TOTAL	370
SEX OFFENSES, FORCIBLE		4
Forcible Fondling		1
Forcible Rape		2
Forcible Sodomy		1
SEX OFFENSES, NONFORCIBLE		1
Incest		1
ASSAULT OFFENSES		82
Aggravated Assault		61
Intimidation		13
Simple Assault		9
KIDNAPING/ABDUCTION		1
Kidnaping/Abduction		1
BURGLARY/BREAKING & ENTERING		43
Burglary/Breaking & Entering		43
LARCENY/THEFT OFFENSES		116
All Other Larceny		30
Shoplifting		66
Theft From Building		12
Theft From Motor Vehicle		9
Theft of Motor Vehicle Parts/Accessories		1
MOTOR VEHICLE THEFT		8
Motor Vehicle Theft		8
ARSON		1
Arson		1
COUNTERFEITING/FORGERY		9
Counterfeiting/Forgery		9
DESTRUCTION/DAMAGE/VANDALISM OF PROPERTY		31
Destruction/Damage/Vandalism of Property		31
EMBEZZLEMENT		3
Embezzlement		3
FRAUD OFFENSES		10
Credit Card/Automatic Teller Fraud		2
False Pretenses/Swindle/Confidence Game		6
Impersonation		2
STOLEN PROPERTY OFFENSES		1
Stolen Property Offenses		1

Offenses (Group "A") by Agency

2010

COUNTY

AGENCY

OFFENSE CATEGORY

OFFENSE

OF OFFENSES

OFFENSE CATEGORY	OFFENSE	# OF OFFENSES
DRUG/NARCOTIC OFFENSES		56
	Drug/Narcotic Violations	56
WEAPON LAW VIOLATIONS		1
	Weapon Law Violations	1
tf Ohio Valley Drug & Vio Crime	TOTAL	107
LARCENY/THEFT OFFENSES		1
	All Other Larceny	1
DRUG/NARCOTIC OFFENSES		106
	Drug Equipment Violations	1
	Drug/Narcotic Violations	105

Offenses (Group "A") by Agency

2010

COUNTY

AGENCY

OFFENSE CATEGORY

OFFENSE

OF OFFENSES

<u>Wheeling PD</u>	<u>TOTAL</u>	<u>2,201</u>
HOMICIDE OFFENSES		1
Negligent Manslaughter		1
SEX OFFENSES, FORCIBLE		21
Forcible Fondling		6
Forcible Rape		14
Sexual Assault With An Object		1
ASSAULT OFFENSES		672
Aggravated Assault		133
Intimidation		196
Simple Assault		349
KIDNAPING/ABDUCTION		1
Kidnaping/Abduction		1
ROBBERY		24
Robbery		24
BURGLARY/BREAKING & ENTERING		207
Burglary/Breaking & Entering		207
LARCENY/THEFT OFFENSES		528
All Other Larceny		332
Purse-snatching		1
Shoplifting		74
Theft From Building		15
Theft From Coin Operated Machine or Device		2
Theft From Motor Vehicle		94
Theft of Motor Vehicle Parts/Accessories		10
MOTOR VEHICLE THEFT		48
Motor Vehicle Theft		48
ARSON		3
Arson		3
COUNTERFEITING/FORGERY		52
Counterfeiting/Forgery		52
DESTRUCTION/DAMAGE/VANDALISM OF PROPERTY		372
Destruction/Damage/Vandalism of Property		372
EMBEZZLEMENT		4
Embezzlement		4
FRAUD OFFENSES		92
Credit Card/Automatic Teller Fraud		38

Offenses (Group "A") by Agency

2010

COUNTY

AGENCY

OFFENSE CATEGORY

OFFENSE

OF OFFENSES

False Pretenses/Swindle/Confidence Game	48
Impersonation	6
STOLEN PROPERTY OFFENSES	7
Stolen Property Offenses	7
DRUG/NARCOTIC OFFENSES	144
Drug Equipment Violations	5
Drug/Narcotic Violations	143
PORNOGRAPHY/OBSCENE MATERIAL	1
Pornography/Obscene Material	1
PROSTITUTION OFFENSES	2
Prostitution	2
WEAPON LAW VIOLATIONS	12
Weapon Law Violations	12

Offenses (Group "A") by Agency

2010

COUNTY

AGENCY

OFFENSE CATEGORY

OFFENSE

OF OFFENSES

<u>Wheeling SP</u>	<u>TOTAL</u>	<u>163</u>
SEX OFFENSES, FORCIBLE		5
Forcible Fondling		2
Forcible Rape		2
Sexual Assault With An Object		1
ASSAULT OFFENSES		19
Aggravated Assault		4
Intimidation		4
Simple Assault		11
BURGLARY/BREAKING & ENTERING		7
Burglary/Breaking & Entering		7
LARCENY/THEFT OFFENSES		63
All Other Larceny		23
Shoplifting		21
Theft From Motor Vehicle		12
Theft of Motor Vehicle Parts/Accessories		7
MOTOR VEHICLE THEFT		4
Motor Vehicle Theft		4
COUNTERFEITING/FORGERY		2
Counterfeiting/Forgery		2
DESTRUCTION/DAMAGE/VANDALISM OF PROPERTY		14
Destruction/Damage/Vandalism of Property		14
FRAUD OFFENSES		8
False Pretenses/Swindle/Confidence Game		7
Impersonation		1
STOLEN PROPERTY OFFENSES		1
Stolen Property Offenses		1
DRUG/NARCOTIC OFFENSES		36
Drug/Narcotic Violations		36
PORNOGRAPHY/OBSCENE MATERIAL		4
Pornography/Obscene Material		4
Pendleton County TOTAL		104
<u>DNR - 2 - Pendleton</u>	<u>TOTAL</u>	<u>1</u>
WEAPON LAW VIOLATIONS		1
Weapon Law Violations		1

Offenses (Group "A") by Agency

2010

COUNTY

AGENCY

OFFENSE CATEGORY

OFFENSE

OF OFFENSES

<u>Franklin SP</u>	<u>TOTAL</u>	<u>103</u>
SEX OFFENSES, FORCIBLE		2
Forcible Rape		2
ASSAULT OFFENSES		32
Aggravated Assault		9
Intimidation		7
Simple Assault		17
BURGLARY/BREAKING & ENTERING		9
Burglary/Breaking & Entering		9
LARCENY/THEFT OFFENSES		14
All Other Larceny		9
Theft From Building		1
Theft From Coin Operated Machine or Device		1
Theft From Motor Vehicle		2
Theft of Motor Vehicle Parts/Accessories		1
ARSON		1
Arson		1
DESTRUCTION/DAMAGE/VANDALISM OF PROPERTY		23
Destruction/Damage/Vandalism of Property		23
FRAUD OFFENSES		4
False Pretenses/Swindle/Confidence Game		4
DRUG/NARCOTIC OFFENSES		15
Drug/Narcotic Violations		15
WEAPON LAW VIOLATIONS		2
Weapon Law Violations		2
Pleasants County TOTAL		48
<u>Pleasants Co SO</u>	<u>TOTAL</u>	<u>11</u>
ASSAULT OFFENSES		8
Aggravated Assault		1
Simple Assault		7
BURGLARY/BREAKING & ENTERING		1
Burglary/Breaking & Entering		1
FRAUD OFFENSES		2
Credit Card/Automatic Teller Fraud		1
False Pretenses/Swindle/Confidence Game		1

Offenses (Group "A") by Agency

2010

COUNTY

AGENCY

OFFENSE CATEGORY

OFFENSE

OF OFFENSES

St Marys SP	TOTAL	37
SEX OFFENSES, FORCIBLE		3
Forcible Fondling		2
Sexual Assault With An Object		1
ASSAULT OFFENSES		8
Aggravated Assault		1
Intimidation		1
Simple Assault		6
KIDNAPING/ABDUCTION		1
Kidnaping/Abduction		1
BURGLARY/BREAKING & ENTERING		3
Burglary/Breaking & Entering		3
LARCENY/THEFT OFFENSES		4
All Other Larceny		4
MOTOR VEHICLE THEFT		2
Motor Vehicle Theft		2
ARSON		1
Arson		1
COUNTERFEITING/FORGERY		2
Counterfeiting/Forgery		2
DESTRUCTION/DAMAGE/VANDALISM OF PROPERTY		6
Destruction/Damage/Vandalism of Property		6
FRAUD OFFENSES		2
Credit Card/Automatic Teller Fraud		1
False Pretenses/Swindle/Confidence Game		1
STOLEN PROPERTY OFFENSES		1
Stolen Property Offenses		1
DRUG/NARCOTIC OFFENSES		2
Drug/Narcotic Violations		2
WEAPON LAW VIOLATIONS		2
Weapon Law Violations		2
Pocahontas County TOTAL		287
DNR - 3 - Pocahontas	TOTAL	1
DRUG/NARCOTIC OFFENSES		1
Drug/Narcotic Violations		1

Offenses (Group "A") by Agency

2010

COUNTY

AGENCY

OFFENSE CATEGORY

OFFENSE

OF OFFENSES

<u>Marlinton SP</u>	<u>TOTAL</u>	<u>194</u>
HOMICIDE OFFENSES		1
Murder and Nonnegligent Manslaughter		1
SEX OFFENSES, FORCIBLE		3
Forcible Fondling		2
Forcible Sodomy		1
ASSAULT OFFENSES		52
Aggravated Assault		10
Intimidation		12
Simple Assault		30
BURGLARY/BREAKING & ENTERING		11
Burglary/Breaking & Entering		11
LARCENY/THEFT OFFENSES		38
All Other Larceny		35
Theft From Motor Vehicle		3
MOTOR VEHICLE THEFT		4
Motor Vehicle Theft		4
ARSON		2
Arson		2
COUNTERFEITING/FORGERY		11
Counterfeiting/Forgery		11
DESTRUCTION/DAMAGE/VANDALISM OF PROPERTY		32
Destruction/Damage/Vandalism of Property		32
EMBEZZLEMENT		1
Embezzlement		1
FRAUD OFFENSES		8
Credit Card/Automatic Teller Fraud		2
False Pretenses/Swindle/Confidence Game		6
STOLEN PROPERTY OFFENSES		2
Stolen Property Offenses		2
DRUG/NARCOTIC OFFENSES		26
Drug/Narcotic Violations		26
WEAPON LAW VIOLATIONS		3
Weapon Law Violations		3

Offenses (Group "A") by Agency

2010

COUNTY

AGENCY

OFFENSE CATEGORY

OFFENSE

OF OFFENSES

<u>Pocahontas Co SO</u>	<u>TOTAL</u>	<u>92</u>
HOMICIDE OFFENSES		2
Murder and Nonnegligent Manslaughter		2
SEX OFFENSES, FORCIBLE		2
Forcible Fondling		2
SEX OFFENSES, NONFORCIBLE		1
Statutory Rape		1
ASSAULT OFFENSES		32
Aggravated Assault		7
Intimidation		2
Simple Assault		23
BURGLARY/BREAKING & ENTERING		7
Burglary/Breaking & Entering		7
LARCENY/THEFT OFFENSES		18
All Other Larceny		6
Shoplifting		2
Theft From Building		8
Theft From Motor Vehicle		2
MOTOR VEHICLE THEFT		1
Motor Vehicle Theft		1
DESTRUCTION/DAMAGE/VANDALISM OF PROPERTY		15
Destruction/Damage/Vandalism of Property		15
FRAUD OFFENSES		6
False Pretenses/Swindle/Confidence Game		5
Impersonation		1
DRUG/NARCOTIC OFFENSES		6
Drug/Narcotic Violations		6
WEAPON LAW VIOLATIONS		2
Weapon Law Violations		2
Preston County TOTAL		995
<u>DNR - 1 - Preston</u>	<u>TOTAL</u>	<u>1</u>
WEAPON LAW VIOLATIONS		1
Weapon Law Violations		1

Offenses (Group "A") by Agency

2010

COUNTY

AGENCY

OFFENSE CATEGORY

OFFENSE

OF OFFENSES

Kingwood PD	TOTAL	53
ASSAULT OFFENSES		7
Aggravated Assault		6
Simple Assault		1
BURGLARY/BREAKING & ENTERING		10
Burglary/Breaking & Entering		10
LARCENY/THEFT OFFENSES		15
All Other Larceny		10
Shoplifting		3
Theft From Motor Vehicle		2
COUNTERFEITING/FORGERY		1
Counterfeiting/Forgery		1
DESTRUCTION/DAMAGE/VANDALISM OF PROPERTY		18
Destruction/Damage/Vandalism of Property		18
DRUG/NARCOTIC OFFENSES		2
Drug/Narcotic Violations		2

Offenses (Group "A") by Agency

2010

COUNTY

AGENCY

OFFENSE CATEGORY

OFFENSE

OF OFFENSES

Kingwood SP	TOTAL	344
SEX OFFENSES, FORCIBLE		7
Forcible Fondling		3
Forcible Rape		2
Sexual Assault With An Object		2
ASSAULT OFFENSES		66
Aggravated Assault		14
Intimidation		8
Simple Assault		44
KIDNAPING/ABDUCTION		1
Kidnaping/Abduction		1
BURGLARY/BREAKING & ENTERING		73
Burglary/Breaking & Entering		73
LARCENY/THEFT OFFENSES		66
All Other Larceny		50
Shoplifting		5
Theft From Coin Operated Machine or Device		1
Theft From Motor Vehicle		8
Theft of Motor Vehicle Parts/Accessories		3
MOTOR VEHICLE THEFT		13
Motor Vehicle Theft		13
ARSON		1
Arson		1
COUNTERFEITING/FORGERY		5
Counterfeiting/Forgery		5
DESTRUCTION/DAMAGE/VANDALISM OF PROPERTY		73
Destruction/Damage/Vandalism of Property		73
EMBEZZLEMENT		2
Embezzlement		2
FRAUD OFFENSES		19
Credit Card/Automatic Teller Fraud		3
False Pretenses/Swindle/Confidence Game		15
Impersonation		1
STOLEN PROPERTY OFFENSES		2
Stolen Property Offenses		2
DRUG/NARCOTIC OFFENSES		11
Drug/Narcotic Violations		11

Offenses (Group "A") by Agency

2010

COUNTY

AGENCY

OFFENSE CATEGORY

OFFENSE

OF OFFENSES

PORNOGRAPHY/OBSCENE MATERIAL

2

Pornography/Obscene Material

2

WEAPON LAW VIOLATIONS

2

Weapon Law Violations

2

Offenses (Group "A") by Agency

2010

COUNTY

AGENCY

OFFENSE CATEGORY

OFFENSE

OF OFFENSES

<u>Preston Co SO</u>	<u>TOTAL</u>	<u>597</u>
SEX OFFENSES, FORCIBLE		11
Forcible Fondling		2
Forcible Rape		6
Sexual Assault With An Object		3
ASSAULT OFFENSES		127
Aggravated Assault		32
Intimidation		25
Simple Assault		70
KIDNAPING/ABDUCTION		1
Kidnaping/Abduction		1
ROBBERY		1
Robbery		1
BURGLARY/BREAKING & ENTERING		114
Burglary/Breaking & Entering		114
LARCENY/THEFT OFFENSES		142
All Other Larceny		102
Shoplifting		16
Theft From Building		4
Theft From Coin Operated Machine or Device		2
Theft From Motor Vehicle		17
Theft of Motor Vehicle Parts/Accessories		4
MOTOR VEHICLE THEFT		20
Motor Vehicle Theft		20
ARSON		2
Arson		2
COUNTERFEITING/FORGERY		9
Counterfeiting/Forgery		9
DESTRUCTION/DAMAGE/VANDALISM OF PROPERTY		53
Destruction/Damage/Vandalism of Property		53
EMBEZZLEMENT		3
Embezzlement		3
FRAUD OFFENSES		32
Credit Card/Automatic Teller Fraud		3
False Pretenses/Swindle/Confidence Game		29
DRUG/NARCOTIC OFFENSES		73
Drug Equipment Violations		5

Offenses (Group "A") by Agency

2010

COUNTY

AGENCY

OFFENSE CATEGORY

OFFENSE

OF OFFENSES

	Drug/Narcotic Violations	68
	WEAPON LAW VIOLATIONS	6
	Weapon Law Violations	6
Putnam	County TOTAL	1783
Eleanor PD	TOTAL	5
	ASSAULT OFFENSES	2
	Simple Assault	2
	LARCENY/THEFT OFFENSES	2
	All Other Larceny	2
	DRUG/NARCOTIC OFFENSES	1
	Drug/Narcotic Violations	1

Offenses (Group "A") by Agency

2010

COUNTY

AGENCY

OFFENSE CATEGORY

OFFENSE

OF OFFENSES

Hurricane PD	TOTAL	443
SEX OFFENSES, FORCIBLE		10
Forcible Fondling		3
Forcible Rape		3
Forcible Sodomy		1
Sexual Assault With An Object		3
ASSAULT OFFENSES		42
Aggravated Assault		7
Intimidation		6
Simple Assault		29
KIDNAPING/ABDUCTION		1
Kidnaping/Abduction		1
ROBBERY		2
Robbery		2
BURGLARY/BREAKING & ENTERING		28
Burglary/Breaking & Entering		28
LARCENY/THEFT OFFENSES		199
All Other Larceny		73
Shoplifting		55
Theft From Building		19
Theft From Motor Vehicle		52
Theft of Motor Vehicle Parts/Accessories		4
MOTOR VEHICLE THEFT		4
Motor Vehicle Theft		4
COUNTERFEITING/FORGERY		11
Counterfeiting/Forgery		11
DESTRUCTION/DAMAGE/VANDALISM OF PROPERTY		65
Destruction/Damage/Vandalism of Property		65
EMBEZZLEMENT		1
Embezzlement		1
FRAUD OFFENSES		22
Credit Card/Automatic Teller Fraud		6
False Pretenses/Swindle/Confidence Game		16
DRUG/NARCOTIC OFFENSES		53
Drug/Narcotic Violations		53
WEAPON LAW VIOLATIONS		1
Weapon Law Violations		1

Offenses (Group "A") by Agency

2010

COUNTY

AGENCY

OFFENSE CATEGORY

OFFENSE

OF OFFENSES

Offenses (Group "A") by Agency

2010

COUNTY

AGENCY

OFFENSE CATEGORY

OFFENSE

OF OFFENSES

Putnam Co SO	TOTAL	645
SEX OFFENSES, FORCIBLE		10
Forcible Fondling		5
Forcible Rape		4
Forcible Sodomy		1
SEX OFFENSES, NONFORCIBLE		1
Statutory Rape		1
ASSAULT OFFENSES		107
Aggravated Assault		52
Intimidation		28
Simple Assault		27
ROBBERY		2
Robbery		2
BURGLARY/BREAKING & ENTERING		75
Burglary/Breaking & Entering		75
LARCENY/THEFT OFFENSES		240
All Other Larceny		141
Shoplifting		21
Theft From Building		14
Theft From Motor Vehicle		42
Theft of Motor Vehicle Parts/Accessories		35
MOTOR VEHICLE THEFT		27
Motor Vehicle Theft		27
ARSON		1
Arson		1
COUNTERFEITING/FORGERY		12
Counterfeiting/Forgery		12
DESTRUCTION/DAMAGE/VANDALISM OF PROPERTY		104
Destruction/Damage/Vandalism of Property		104
EMBEZZLEMENT		7
Embezzlement		7
FRAUD OFFENSES		23
Credit Card/Automatic Teller Fraud		10
False Pretenses/Swindle/Confidence Game		12
Impersonation		2
DRUG/NARCOTIC OFFENSES		18
Drug/Narcotic Violations		18

Offenses (Group "A") by Agency

2010

COUNTY

AGENCY

OFFENSE CATEGORY

OFFENSE

OF OFFENSES

WEAPON LAW VIOLATIONS

4

Weapon Law Violations

4

Offenses (Group "A") by Agency

2010

COUNTY

AGENCY

OFFENSE CATEGORY

OFFENSE

OF OFFENSES

<u>Winfield SP</u>	<u>TOTAL</u>	<u>690</u>
HOMICIDE OFFENSES		1
Murder and Nonnegligent Manslaughter		1
SEX OFFENSES, FORCIBLE		7
Forcible Fondling		5
Forcible Sodomy		2
SEX OFFENSES, NONFORCIBLE		1
Statutory Rape		1
ASSAULT OFFENSES		71
Aggravated Assault		15
Intimidation		22
Simple Assault		34
KIDNAPING/ABDUCTION		1
Kidnaping/Abduction		1
ROBBERY		1
Robbery		1
BURGLARY/BREAKING & ENTERING		47
Burglary/Breaking & Entering		47
LARCENY/THEFT OFFENSES		214
All Other Larceny		92
Shoplifting		31
Theft From Building		2
Theft From Motor Vehicle		52
Theft of Motor Vehicle Parts/Accessories		38
MOTOR VEHICLE THEFT		24
Motor Vehicle Theft		24
COUNTERFEITING/FORGERY		25
Counterfeiting/Forgery		25
DESTRUCTION/DAMAGE/VANDALISM OF PROPERTY		106
Destruction/Damage/Vandalism of Property		106
EMBEZZLEMENT		2
Embezzlement		2
FRAUD OFFENSES		30
False Pretenses/Swindle/Confidence Game		23
Impersonation		8
STOLEN PROPERTY OFFENSES		7
Stolen Property Offenses		7

Offenses (Group "A") by Agency

2010

COUNTY

AGENCY

OFFENSE CATEGORY

OFFENSE

OF OFFENSES

DRUG/NARCOTIC OFFENSES	111
Drug Equipment Violations	33
Drug/Narcotic Violations	106
PORNOGRAPHY/OBSCENE MATERIAL	3
Pornography/Obscene Material	3
WEAPON LAW VIOLATIONS	9
Weapon Law Violations	9

RALEIGH	County TOTAL	7189
----------------	---------------------	-------------

BCI - Beckley	TOTAL	52
LARCENY/THEFT OFFENSES		1
Theft From Building		1
DRUG/NARCOTIC OFFENSES		50
Drug/Narcotic Violations		50
PROSTITUTION OFFENSES		1
Prostitution		1

Offenses (Group "A") by Agency

2010

COUNTY

AGENCY

OFFENSE CATEGORY

OFFENSE

OF OFFENSES

<u>Beckley PD</u>	<u>TOTAL</u>	<u>3,981</u>
HOMICIDE OFFENSES		3
Murder and Nonnegligent Manslaughter		3
SEX OFFENSES, FORCIBLE		31
Forcible Fondling		15
Forcible Rape		14
Forcible Sodomy		2
SEX OFFENSES, NONFORCIBLE		1
Statutory Rape		1
ASSAULT OFFENSES		966
Aggravated Assault		132
Intimidation		230
Simple Assault		632
KIDNAPING/ABDUCTION		5
Kidnaping/Abduction		5
ROBBERY		40
Robbery		40
BURGLARY/BREAKING & ENTERING		388
Burglary/Breaking & Entering		388
LARCENY/THEFT OFFENSES		1,141
All Other Larceny		457
Pocket-picking		1
Purse-snatching		6
Shoplifting		382
Theft From Building		50
Theft From Motor Vehicle		213
Theft of Motor Vehicle Parts/Accessories		33
MOTOR VEHICLE THEFT		55
Motor Vehicle Theft		55
ARSON		10
Arson		10
COUNTERFEITING/FORGERY		91
Counterfeiting/Forgery		91
DESTRUCTION/DAMAGE/VANDALISM OF PROPERTY		641
Destruction/Damage/Vandalism of Property		641
EMBEZZLEMENT		30
Embezzlement		30

Offenses (Group "A") by Agency

2010

COUNTY

AGENCY

OFFENSE CATEGORY

OFFENSE

OF OFFENSES

FRAUD OFFENSES	129
Credit Card/Automatic Teller Fraud	5
False Pretenses/Swindle/Confidence Game	113
Impersonation	14
STOLEN PROPERTY OFFENSES	20
Stolen Property Offenses	20
DRUG/NARCOTIC OFFENSES	356
Drug Equipment Violations	1
Drug/Narcotic Violations	356
PORNOGRAPHY/OBSCENE MATERIAL	3
Pornography/Obscene Material	3
PROSTITUTION OFFENSES	1
Assisting or Promoting Prostitution	1
WEAPON LAW VIOLATIONS	37
Weapon Law Violations	37

Offenses (Group "A") by Agency

2010

COUNTY

AGENCY

OFFENSE CATEGORY

OFFENSE

OF OFFENSES

Beckley SP	TOTAL	1,159
SEX OFFENSES, FORCIBLE		12
Forcible Fondling		4
Forcible Rape		3
Sexual Assault With An Object		6
SEX OFFENSES, NONFORCIBLE		3
Statutory Rape		3
ASSAULT OFFENSES		147
Aggravated Assault		30
Intimidation		27
Simple Assault		96
KIDNAPING/ABDUCTION		2
Kidnaping/Abduction		2
ROBBERY		5
Robbery		5
BURGLARY/BREAKING & ENTERING		121
Burglary/Breaking & Entering		121
LARCENY/THEFT OFFENSES		359
All Other Larceny		205
Purse-snatching		2
Shoplifting		33
Theft From Building		7
Theft From Motor Vehicle		26
Theft of Motor Vehicle Parts/Accessories		88
MOTOR VEHICLE THEFT		36
Motor Vehicle Theft		36
ARSON		1
Arson		1
COUNTERFEITING/FORGERY		73
Counterfeiting/Forgery		73
DESTRUCTION/DAMAGE/VANDALISM OF PROPERTY		155
Destruction/Damage/Vandalism of Property		155
EMBEZZLEMENT		5
Embezzlement		5
FRAUD OFFENSES		36
Credit Card/Automatic Teller Fraud		2
False Pretenses/Swindle/Confidence Game		26

Offenses (Group "A") by Agency

2010

COUNTY

AGENCY

OFFENSE CATEGORY

OFFENSE

OF OFFENSES

Impersonation	9
STOLEN PROPERTY OFFENSES	10
Stolen Property Offenses	10
DRUG/NARCOTIC OFFENSES	163
Drug Equipment Violations	4
Drug/Narcotic Violations	162
PORNOGRAPHY/OBSCENE MATERIAL	1
Pornography/Obscene Material	1
WEAPON LAW VIOLATIONS	17
Weapon Law Violations	17

Offenses (Group "A") by Agency

2010

COUNTY

AGENCY

OFFENSE CATEGORY

OFFENSE

OF OFFENSES

<u>Raleigh Co SO</u>	<u>TOTAL</u>	<u>1,977</u>
HOMICIDE OFFENSES		4
Murder and Nonnegligent Manslaughter		4
SEX OFFENSES, FORCIBLE		33
Forcible Fondling		16
Forcible Rape		7
Sexual Assault With An Object		10
SEX OFFENSES, NONFORCIBLE		3
Statutory Rape		3
ASSAULT OFFENSES		428
Aggravated Assault		87
Intimidation		56
Simple Assault		305
KIDNAPING/ABDUCTION		4
Kidnaping/Abduction		4
ROBBERY		23
Robbery		23
BURGLARY/BREAKING & ENTERING		372
Burglary/Breaking & Entering		372
LARCENY/THEFT OFFENSES		457
All Other Larceny		357
Shoplifting		50
Theft From Building		1
Theft From Coin Operated Machine or Device		1
Theft From Motor Vehicle		48
Theft of Motor Vehicle Parts/Accessories		2
MOTOR VEHICLE THEFT		50
Motor Vehicle Theft		50
ARSON		8
Arson		8
COUNTERFEITING/FORGERY		67
Counterfeiting/Forgery		67
DESTRUCTION/DAMAGE/VANDALISM OF PROPERTY		315
Destruction/Damage/Vandalism of Property		315
EMBEZZLEMENT		6
Embezzlement		6
FRAUD OFFENSES		68

Offenses (Group "A") by Agency

2010

COUNTY

AGENCY

OFFENSE CATEGORY

OFFENSE

OF OFFENSES

Credit Card/Automatic Teller Fraud	4
False Pretenses/Swindle/Confidence Game	57
Impersonation	7
Wire Fraud	1
STOLEN PROPERTY OFFENSES	23
Stolen Property Offenses	23
DRUG/NARCOTIC OFFENSES	56
Drug/Narcotic Violations	56
WEAPON LAW VIOLATIONS	37
Weapon Law Violations	37

Turnpike - Raleigh	TOTAL	20
ASSAULT OFFENSES		1
Simple Assault		1
LARCENY/THEFT OFFENSES		7
All Other Larceny		4
Theft From Motor Vehicle		3
COUNTERFEITING/FORGERY		1
Counterfeiting/Forgery		1
DESTRUCTION/DAMAGE/VANDALISM OF PROPERTY		3
Destruction/Damage/Vandalism of Property		3
FRAUD OFFENSES		1
False Pretenses/Swindle/Confidence Game		1
DRUG/NARCOTIC OFFENSES		7
Drug/Narcotic Violations		7

Randolph County TOTAL 1474

DNR - 3 - Randolph	TOTAL	3
DRUG/NARCOTIC OFFENSES		3
Drug/Narcotic Violations		3

Offenses (Group "A") by Agency

2010

COUNTY

AGENCY

OFFENSE CATEGORY

OFFENSE

OF OFFENSES

<u>Elkins PD</u>	<u>TOTAL</u>	<u>585</u>
HOMICIDE OFFENSES		1
Murder and Nonnegligent Manslaughter		1
SEX OFFENSES, FORCIBLE		3
Forcible Rape		1
Forcible Sodomy		1
Sexual Assault With An Object		1
ASSAULT OFFENSES		131
Aggravated Assault		46
Intimidation		7
Simple Assault		79
KIDNAPING/ABDUCTION		2
Kidnaping/Abduction		2
ROBBERY		7
Robbery		7
BURGLARY/BREAKING & ENTERING		61
Burglary/Breaking & Entering		61
LARCENY/THEFT OFFENSES		193
All Other Larceny		97
Shoplifting		25
Theft From Building		40
Theft From Motor Vehicle		32
MOTOR VEHICLE THEFT		7
Motor Vehicle Theft		7
ARSON		1
Arson		1
COUNTERFEITING/FORGERY		13
Counterfeiting/Forgery		13
DESTRUCTION/DAMAGE/VANDALISM OF PROPERTY		122
Destruction/Damage/Vandalism of Property		122
EMBEZZLEMENT		2
Embezzlement		2
FRAUD OFFENSES		6
False Pretenses/Swindle/Confidence Game		6
STOLEN PROPERTY OFFENSES		2
Stolen Property Offenses		2
DRUG/NARCOTIC OFFENSES		29

Offenses (Group "A") by Agency

2010

COUNTY

AGENCY

OFFENSE CATEGORY

OFFENSE

OF OFFENSES

Drug Equipment Violations	1
Drug/Narcotic Violations	28
WEAPON LAW VIOLATIONS	3
Weapon Law Violations	3

Offenses (Group "A") by Agency

2010

COUNTY

AGENCY

OFFENSE CATEGORY

OFFENSE

OF OFFENSES

<u>Elkins SP</u>	<u>TOTAL</u>	<u>674</u>
SEX OFFENSES, FORCIBLE		17
Forcible Fondling		3
Forcible Rape		6
Forcible Sodomy		1
Sexual Assault With An Object		7
ASSAULT OFFENSES		130
Aggravated Assault		19
Intimidation		22
Simple Assault		92
KIDNAPING/ABDUCTION		2
Kidnaping/Abduction		2
ROBBERY		2
Robbery		2
BURGLARY/BREAKING & ENTERING		73
Burglary/Breaking & Entering		73
LARCENY/THEFT OFFENSES		205
All Other Larceny		126
Shoplifting		68
Theft From Building		1
Theft From Motor Vehicle		11
MOTOR VEHICLE THEFT		17
Motor Vehicle Theft		17
COUNTERFEITING/FORGERY		20
Counterfeiting/Forgery		20
DESTRUCTION/DAMAGE/VANDALISM OF PROPERTY		117
Destruction/Damage/Vandalism of Property		117
EMBEZZLEMENT		2
Embezzlement		2
FRAUD OFFENSES		25
Credit Card/Automatic Teller Fraud		1
False Pretenses/Swindle/Confidence Game		21
Impersonation		1
Wire Fraud		2
STOLEN PROPERTY OFFENSES		20
Stolen Property Offenses		20

Offenses (Group "A") by Agency

2010

COUNTY

AGENCY

OFFENSE CATEGORY

OFFENSE

OF OFFENSES

DRUG/NARCOTIC OFFENSES	29
Drug/Narcotic Violations	29
PORNOGRAPHY/OBSCENE MATERIAL	1
Pornography/Obscene Material	1
WEAPON LAW VIOLATIONS	10
Weapon Law Violations	10
Randolph Co SO	TOTAL
	212
ASSAULT OFFENSES	67
Aggravated Assault	32
Intimidation	8
Simple Assault	27
KIDNAPING/ABDUCTION	1
Kidnaping/Abduction	1
ROBBERY	2
Robbery	2
BURGLARY/BREAKING & ENTERING	33
Burglary/Breaking & Entering	33
LARCENY/THEFT OFFENSES	36
All Other Larceny	9
Shoplifting	8
Theft From Building	18
Theft From Motor Vehicle	1
COUNTERFEITING/FORGERY	10
Counterfeiting/Forgery	10
DESTRUCTION/DAMAGE/VANDALISM OF PROPERTY	35
Destruction/Damage/Vandalism of Property	35
FRAUD OFFENSES	2
False Pretenses/Swindle/Confidence Game	2
STOLEN PROPERTY OFFENSES	3
Stolen Property Offenses	3
DRUG/NARCOTIC OFFENSES	21
Drug/Narcotic Violations	21
PORNOGRAPHY/OBSCENE MATERIAL	1
Pornography/Obscene Material	1
WEAPON LAW VIOLATIONS	1
Weapon Law Violations	1

Offenses (Group "A") by Agency

2010

COUNTY

AGENCY

OFFENSE CATEGORY

OFFENSE

OF OFFENSES

Ritchie County TOTAL 343

Harrisville PD	TOTAL	33
ASSAULT OFFENSES		4
Aggravated Assault		1
Simple Assault		4
BURGLARY/BREAKING & ENTERING		6
Burglary/Breaking & Entering		6
LARCENY/THEFT OFFENSES		13
All Other Larceny		6
Shoplifting		1
Theft From Building		1
Theft From Motor Vehicle		5
COUNTERFEITING/FORGERY		1
Counterfeiting/Forgery		1
DESTRUCTION/DAMAGE/VANDALISM OF PROPERTY		4
Destruction/Damage/Vandalism of Property		4
FRAUD OFFENSES		1
Credit Card/Automatic Teller Fraud		1
STOLEN PROPERTY OFFENSES		1
Stolen Property Offenses		1
DRUG/NARCOTIC OFFENSES		2
Drug/Narcotic Violations		2

Offenses (Group "A") by Agency

2010

COUNTY

AGENCY

OFFENSE CATEGORY

OFFENSE

OF OFFENSES

Harrisville SP	TOTAL	192
SEX OFFENSES, FORCIBLE		6
Forcible Fondling		1
Forcible Rape		3
Sexual Assault With An Object		2
ASSAULT OFFENSES		42
Aggravated Assault		5
Intimidation		2
Simple Assault		35
BURGLARY/BREAKING & ENTERING		21
Burglary/Breaking & Entering		21
LARCENY/THEFT OFFENSES		38
All Other Larceny		20
Shoplifting		1
Theft From Building		10
Theft From Motor Vehicle		6
Theft of Motor Vehicle Parts/Accessories		1
MOTOR VEHICLE THEFT		2
Motor Vehicle Theft		2
ARSON		1
Arson		1
COUNTERFEITING/FORGERY		2
Counterfeiting/Forgery		2
DESTRUCTION/DAMAGE/VANDALISM OF PROPERTY		34
Destruction/Damage/Vandalism of Property		34
EMBEZZLEMENT		1
Embezzlement		1
FRAUD OFFENSES		5
False Pretenses/Swindle/Confidence Game		3
Impersonation		1
Wire Fraud		1
DRUG/NARCOTIC OFFENSES		37
Drug Equipment Violations		1
Drug/Narcotic Violations		37
WEAPON LAW VIOLATIONS		2
Weapon Law Violations		2

Offenses (Group "A") by Agency

2010

COUNTY

AGENCY

OFFENSE CATEGORY

OFFENSE

OF OFFENSES

<u>Ritchie Co SO</u>	<u>TOTAL</u>	<u>118</u>
SEX OFFENSES, FORCIBLE		4
Forcible Fondling		2
Forcible Rape		1
Sexual Assault With An Object		1
SEX OFFENSES, NONFORCIBLE		1
Statutory Rape		1
ASSAULT OFFENSES		34
Aggravated Assault		6
Intimidation		12
Simple Assault		17
BURGLARY/BREAKING & ENTERING		18
Burglary/Breaking & Entering		18
LARCENY/THEFT OFFENSES		26
All Other Larceny		19
Theft From Building		1
Theft From Motor Vehicle		5
Theft of Motor Vehicle Parts/Accessories		1
MOTOR VEHICLE THEFT		4
Motor Vehicle Theft		4
COUNTERFEITING/FORGERY		1
Counterfeiting/Forgery		1
DESTRUCTION/DAMAGE/VANDALISM OF PROPERTY		14
Destruction/Damage/Vandalism of Property		14
FRAUD OFFENSES		5
Credit Card/Automatic Teller Fraud		2
False Pretenses/Swindle/Confidence Game		2
Impersonation		1
DRUG/NARCOTIC OFFENSES		9
Drug Equipment Violations		3
Drug/Narcotic Violations		6
WEAPON LAW VIOLATIONS		1
Weapon Law Violations		1
Roane County TOTAL		506

Offenses (Group "A") by Agency

2010

COUNTY

AGENCY

OFFENSE CATEGORY

OFFENSE

OF OFFENSES

<u>Roane Co SO</u>	<u>TOTAL</u>	<u>137</u>
SEX OFFENSES, FORCIBLE		2
Forcible Fondling		1
Forcible Rape		1
ASSAULT OFFENSES		55
Aggravated Assault		2
Intimidation		9
Simple Assault		44
BURGLARY/BREAKING & ENTERING		3
Burglary/Breaking & Entering		3
LARCENY/THEFT OFFENSES		42
All Other Larceny		39
Theft From Building		3
MOTOR VEHICLE THEFT		2
Motor Vehicle Theft		2
ARSON		1
Arson		1
DESTRUCTION/DAMAGE/VANDALISM OF PROPERTY		20
Destruction/Damage/Vandalism of Property		20
FRAUD OFFENSES		2
False Pretenses/Swindle/Confidence Game		2
DRUG/NARCOTIC OFFENSES		10
Drug/Narcotic Violations		10

Offenses (Group "A") by Agency

2010

COUNTY

AGENCY

OFFENSE CATEGORY

OFFENSE

OF OFFENSES

Spencer PD	TOTAL	171
SEX OFFENSES, FORCIBLE		2
Forcible Fondling		1
Sexual Assault With An Object		1
ASSAULT OFFENSES		47
Aggravated Assault		9
Intimidation		12
Simple Assault		26
KIDNAPING/ABDUCTION		1
Kidnaping/Abduction		1
BURGLARY/BREAKING & ENTERING		12
Burglary/Breaking & Entering		12
LARCENY/THEFT OFFENSES		47
All Other Larceny		17
Purse-snatching		1
Shoplifting		14
Theft From Building		4
Theft From Motor Vehicle		11
MOTOR VEHICLE THEFT		1
Motor Vehicle Theft		1
COUNTERFEITING/FORGERY		6
Counterfeiting/Forgery		6
DESTRUCTION/DAMAGE/VANDALISM OF PROPERTY		31
Destruction/Damage/Vandalism of Property		31
FRAUD OFFENSES		2
False Pretenses/Swindle/Confidence Game		2
DRUG/NARCOTIC OFFENSES		19
Drug/Narcotic Violations		19
WEAPON LAW VIOLATIONS		3
Weapon Law Violations		3

Offenses (Group "A") by Agency

2010

COUNTY

AGENCY

OFFENSE CATEGORY

OFFENSE

OF OFFENSES

Spencer SP	TOTAL	198
SEX OFFENSES, FORCIBLE		3
Forcible Fondling		2
Sexual Assault With An Object		1
ASSAULT OFFENSES		44
Aggravated Assault		5
Intimidation		6
Simple Assault		33
BURGLARY/BREAKING & ENTERING		12
Burglary/Breaking & Entering		12
LARCENY/THEFT OFFENSES		26
All Other Larceny		23
Shoplifting		1
Theft From Motor Vehicle		2
MOTOR VEHICLE THEFT		8
Motor Vehicle Theft		8
COUNTERFEITING/FORGERY		3
Counterfeiting/Forgery		3
DESTRUCTION/DAMAGE/VANDALISM OF PROPERTY		24
Destruction/Damage/Vandalism of Property		24
FRAUD OFFENSES		4
Credit Card/Automatic Teller Fraud		2
False Pretenses/Swindle/Confidence Game		2
STOLEN PROPERTY OFFENSES		4
Stolen Property Offenses		4
DRUG/NARCOTIC OFFENSES		67
Drug Equipment Violations		2
Drug/Narcotic Violations		65
WEAPON LAW VIOLATIONS		3
Weapon Law Violations		3
Summers County TOTAL		585

Offenses (Group "A") by Agency

2010

COUNTY

AGENCY

OFFENSE CATEGORY

OFFENSE

OF OFFENSES

<u>Hinton PD</u>	<u>TOTAL</u>	<u>255</u>
SEX OFFENSES, FORCIBLE		3
Forcible Fondling		1
Forcible Rape		2
ASSAULT OFFENSES		70
Aggravated Assault		14
Intimidation		3
Simple Assault		53
ROBBERY		1
Robbery		1
BURGLARY/BREAKING & ENTERING		32
Burglary/Breaking & Entering		32
LARCENY/THEFT OFFENSES		78
All Other Larceny		6
Shoplifting		31
Theft From Building		32
Theft From Motor Vehicle		9
COUNTERFEITING/FORGERY		7
Counterfeiting/Forgery		7
DESTRUCTION/DAMAGE/VANDALISM OF PROPERTY		29
Destruction/Damage/Vandalism of Property		29
FRAUD OFFENSES		4
False Pretenses/Swindle/Confidence Game		4
DRUG/NARCOTIC OFFENSES		31
Drug/Narcotic Violations		31

Offenses (Group "A") by Agency

2010

COUNTY

AGENCY

OFFENSE CATEGORY

OFFENSE

OF OFFENSES

<u>Hinton SP</u>	<u>TOTAL</u>	<u>189</u>
SEX OFFENSES, FORCIBLE		3
Forcible Fondling		2
Forcible Rape		1
ASSAULT OFFENSES		26
Aggravated Assault		9
Intimidation		6
Simple Assault		11
KIDNAPING/ABDUCTION		1
Kidnaping/Abduction		1
BURGLARY/BREAKING & ENTERING		53
Burglary/Breaking & Entering		53
LARCENY/THEFT OFFENSES		46
All Other Larceny		27
Shoplifting		3
Theft From Building		4
Theft From Motor Vehicle		12
MOTOR VEHICLE THEFT		6
Motor Vehicle Theft		6
COUNTERFEITING/FORGERY		26
Counterfeiting/Forgery		26
DESTRUCTION/DAMAGE/VANDALISM OF PROPERTY		14
Destruction/Damage/Vandalism of Property		14
FRAUD OFFENSES		6
Credit Card/Automatic Teller Fraud		1
False Pretenses/Swindle/Confidence Game		5
DRUG/NARCOTIC OFFENSES		4
Drug/Narcotic Violations		4
WEAPON LAW VIOLATIONS		4
Weapon Law Violations		4

Offenses (Group "A") by Agency

2010

COUNTY

AGENCY

OFFENSE CATEGORY

OFFENSE

OF OFFENSES

Summers Co SO	TOTAL	141
SEX OFFENSES, FORCIBLE		1
Forcible Rape		1
ASSAULT OFFENSES		42
Aggravated Assault		3
Intimidation		8
Simple Assault		31
ROBBERY		2
Robbery		2
BURGLARY/BREAKING & ENTERING		8
Burglary/Breaking & Entering		8
LARCENY/THEFT OFFENSES		45
All Other Larceny		36
Shoplifting		2
Theft From Building		4
Theft From Motor Vehicle		3
ARSON		1
Arson		1
COUNTERFEITING/FORGERY		3
Counterfeiting/Forgery		3
DESTRUCTION/DAMAGE/VANDALISM OF PROPERTY		30
Destruction/Damage/Vandalism of Property		30
DRUG/NARCOTIC OFFENSES		6
Drug/Narcotic Violations		6
WEAPON LAW VIOLATIONS		3
Weapon Law Violations		3
Taylor County TOTAL		67

Offenses (Group "A") by Agency

2010

COUNTY

AGENCY

OFFENSE CATEGORY

OFFENSE

OF OFFENSES

<u>Grafton PD</u>	<u>TOTAL</u>	<u>27</u>
ASSAULT OFFENSES		10
Simple Assault		10
BURGLARY/BREAKING & ENTERING		7
Burglary/Breaking & Entering		7
LARCENY/THEFT OFFENSES		5
All Other Larceny		2
Shoplifting		1
Theft From Motor Vehicle		2
DESTRUCTION/DAMAGE/VANDALISM OF PROPERTY		2
Destruction/Damage/Vandalism of Property		2
DRUG/NARCOTIC OFFENSES		3
Drug/Narcotic Violations		3
<u>Grafton SP</u>	<u>TOTAL</u>	<u>29</u>
SEX OFFENSES, FORCIBLE		1
Forcible Rape		1
ASSAULT OFFENSES		4
Aggravated Assault		1
Intimidation		1
Simple Assault		2
BURGLARY/BREAKING & ENTERING		5
Burglary/Breaking & Entering		5
LARCENY/THEFT OFFENSES		8
All Other Larceny		6
Theft From Building		1
Theft of Motor Vehicle Parts/Accessories		1
MOTOR VEHICLE THEFT		2
Motor Vehicle Theft		2
DESTRUCTION/DAMAGE/VANDALISM OF PROPERTY		4
Destruction/Damage/Vandalism of Property		4
EMBEZZLEMENT		1
Embezzlement		1
STOLEN PROPERTY OFFENSES		1
Stolen Property Offenses		1
DRUG/NARCOTIC OFFENSES		3
Drug/Narcotic Violations		3

Offenses (Group "A") by Agency

2010

COUNTY

AGENCY

OFFENSE CATEGORY

OFFENSE

OF OFFENSES

<u>Taylor Co SO</u>	<u>TOTAL</u>	<u>11</u>
ASSAULT OFFENSES		1
Aggravated Assault		1
BURGLARY/BREAKING & ENTERING		5
Burglary/Breaking & Entering		5
LARCENY/THEFT OFFENSES		1
All Other Larceny		1
MOTOR VEHICLE THEFT		1
Motor Vehicle Theft		1
DESTRUCTION/DAMAGE/VANDALISM OF PROPERTY		2
Destruction/Damage/Vandalism of Property		2
FRAUD OFFENSES		1
Credit Card/Automatic Teller Fraud		1

Tucker County TOTAL 220

<u>Parsons PD</u>	<u>TOTAL</u>	<u>27</u>
ASSAULT OFFENSES		7
Aggravated Assault		7
BURGLARY/BREAKING & ENTERING		3
Burglary/Breaking & Entering		3
LARCENY/THEFT OFFENSES		11
All Other Larceny		8
Shoplifting		3
MOTOR VEHICLE THEFT		1
Motor Vehicle Theft		1
DESTRUCTION/DAMAGE/VANDALISM OF PROPERTY		5
Destruction/Damage/Vandalism of Property		5

Offenses (Group "A") by Agency

2010

COUNTY

AGENCY

OFFENSE CATEGORY

OFFENSE

OF OFFENSES

Parsons SP	TOTAL	142
SEX OFFENSES, FORCIBLE		2
Forcible Fondling		1
Forcible Rape		1
ASSAULT OFFENSES		32
Aggravated Assault		4
Intimidation		9
Simple Assault		20
BURGLARY/BREAKING & ENTERING		8
Burglary/Breaking & Entering		8
LARCENY/THEFT OFFENSES		32
All Other Larceny		22
Pocket-picking		1
Purse-snatching		1
Shoplifting		3
Theft From Building		2
Theft From Coin Operated Machine or Device		1
Theft of Motor Vehicle Parts/Accessories		2
MOTOR VEHICLE THEFT		4
Motor Vehicle Theft		4
COUNTERFEITING/FORGERY		2
Counterfeiting/Forgery		2
DESTRUCTION/DAMAGE/VANDALISM OF PROPERTY		28
Destruction/Damage/Vandalism of Property		28
EMBEZZLEMENT		1
Embezzlement		1
FRAUD OFFENSES		8
False Pretenses/Swindle/Confidence Game		8
STOLEN PROPERTY OFFENSES		1
Stolen Property Offenses		1
DRUG/NARCOTIC OFFENSES		21
Drug/Narcotic Violations		21
WEAPON LAW VIOLATIONS		2
Weapon Law Violations		2

Offenses (Group "A") by Agency

2010

COUNTY

AGENCY

OFFENSE CATEGORY

OFFENSE

OF OFFENSES

<u>Tucker Co SO</u>		<u>TOTAL</u>	<u>51</u>
ASSAULT OFFENSES			20
	Aggravated Assault		14
	Intimidation		4
	Simple Assault		2
BURGLARY/BREAKING & ENTERING			2
	Burglary/Breaking & Entering		2
LARCENY/THEFT OFFENSES			13
	All Other Larceny		12
	Shoplifting		1
DESTRUCTION/DAMAGE/VANDALISM OF PROPERTY			9
	Destruction/Damage/Vandalism of Property		9
DRUG/NARCOTIC OFFENSES			7
	Drug/Narcotic Violations		7
Tyler	County TOTAL		166
<u>DNR - 6 - Tyler</u>		<u>TOTAL</u>	<u>1</u>
WEAPON LAW VIOLATIONS			1
	Weapon Law Violations		1
<u>Paden City PD</u>		<u>TOTAL</u>	<u>9</u>
ASSAULT OFFENSES			1
	Aggravated Assault		1
DRUG/NARCOTIC OFFENSES			8
	Drug/Narcotic Violations		8

Offenses (Group "A") by Agency

2010

COUNTY

AGENCY

OFFENSE CATEGORY

OFFENSE

OF OFFENSES

Tyler Co SO	TOTAL	156
HOMICIDE OFFENSES		1
Murder and Nonnegligent Manslaughter		1
SEX OFFENSES, FORCIBLE		4
Forcible Fondling		2
Forcible Rape		1
Sexual Assault With An Object		1
SEX OFFENSES, NONFORCIBLE		1
Incest		1
ASSAULT OFFENSES		29
Aggravated Assault		5
Intimidation		9
Simple Assault		15
BURGLARY/BREAKING & ENTERING		11
Burglary/Breaking & Entering		11
LARCENY/THEFT OFFENSES		30
All Other Larceny		20
Purse-snatching		2
Theft From Building		5
Theft From Motor Vehicle		3
MOTOR VEHICLE THEFT		1
Motor Vehicle Theft		1
COUNTERFEITING/FORGERY		2
Counterfeiting/Forgery		2
DESTRUCTION/DAMAGE/VANDALISM OF PROPERTY		31
Destruction/Damage/Vandalism of Property		31
FRAUD OFFENSES		2
False Pretenses/Swindle/Confidence Game		2
DRUG/NARCOTIC OFFENSES		35
Drug/Narcotic Violations		35
WEAPON LAW VIOLATIONS		9
Weapon Law Violations		9
UPSHUR County TOTAL		658

Offenses (Group "A") by Agency

2010

COUNTY

AGENCY

OFFENSE CATEGORY

OFFENSE

OF OFFENSES

BCI - Buckhannon

TOTAL

22

BRIBERY

1

Bribery

1

DRUG/NARCOTIC OFFENSES

21

Drug/Narcotic Violations

21

Offenses (Group "A") by Agency

2010

COUNTY

AGENCY

OFFENSE CATEGORY

OFFENSE

OF OFFENSES

<u>Buckhannon PD</u>	<u>TOTAL</u>	<u>280</u>
SEX OFFENSES, FORCIBLE		3
Forcible Fondling		2
Forcible Rape		1
SEX OFFENSES, NONFORCIBLE		3
Statutory Rape		3
ASSAULT OFFENSES		58
Aggravated Assault		2
Intimidation		8
Simple Assault		49
BURGLARY/BREAKING & ENTERING		32
Burglary/Breaking & Entering		32
LARCENY/THEFT OFFENSES		73
All Other Larceny		24
Purse-snatching		1
Shoplifting		16
Theft From Building		16
Theft From Motor Vehicle		16
Theft of Motor Vehicle Parts/Accessories		3
MOTOR VEHICLE THEFT		4
Motor Vehicle Theft		4
ARSON		3
Arson		3
COUNTERFEITING/FORGERY		9
Counterfeiting/Forgery		9
DESTRUCTION/DAMAGE/VANDALISM OF PROPERTY		44
Destruction/Damage/Vandalism of Property		44
FRAUD OFFENSES		6
Credit Card/Automatic Teller Fraud		2
False Pretenses/Swindle/Confidence Game		4
STOLEN PROPERTY OFFENSES		1
Stolen Property Offenses		1
DRUG/NARCOTIC OFFENSES		38
Drug/Narcotic Violations		38
WEAPON LAW VIOLATIONS		2
Weapon Law Violations		2

Offenses (Group "A") by Agency

2010

COUNTY

AGENCY

OFFENSE CATEGORY

OFFENSE

OF OFFENSES

<u>Buckhannon SP</u>	<u>TOTAL</u>	<u>224</u>
SEX OFFENSES, FORCIBLE		4
Forcible Fondling		2
Forcible Rape		1
Sexual Assault With An Object		1
SEX OFFENSES, NONFORCIBLE		1
Statutory Rape		1
ASSAULT OFFENSES		71
Aggravated Assault		5
Intimidation		13
Simple Assault		53
KIDNAPING/ABDUCTION		1
Kidnaping/Abduction		1
BURGLARY/BREAKING & ENTERING		15
Burglary/Breaking & Entering		15
LARCENY/THEFT OFFENSES		42
All Other Larceny		30
Theft From Coin Operated Machine or Device		1
Theft From Motor Vehicle		2
Theft of Motor Vehicle Parts/Accessories		9
MOTOR VEHICLE THEFT		5
Motor Vehicle Theft		5
COUNTERFEITING/FORGERY		5
Counterfeiting/Forgery		5
DESTRUCTION/DAMAGE/VANDALISM OF PROPERTY		65
Destruction/Damage/Vandalism of Property		65
FRAUD OFFENSES		8
False Pretenses/Swindle/Confidence Game		6
Impersonation		2
STOLEN PROPERTY OFFENSES		1
Stolen Property Offenses		1
DRUG/NARCOTIC OFFENSES		5
Drug/Narcotic Violations		5
PORNOGRAPHY/OBSCENE MATERIAL		1
Pornography/Obscene Material		1

Offenses (Group "A") by Agency

2010

COUNTY

AGENCY

OFFENSE CATEGORY

OFFENSE

OF OFFENSES

COUNTY	AGENCY	OFFENSE CATEGORY	OFFENSE	# OF OFFENSES
	DNR - 3 - Upshur Co	TOTAL		1
		FRAUD OFFENSES		1
		False Pretenses/Swindle/Confidence Game		1
	Upshur Co SO	TOTAL		131
		SEX OFFENSES, FORCIBLE		3
		Forcible Rape		3
		ASSAULT OFFENSES		46
		Intimidation		3
		Simple Assault		43
		BURGLARY/BREAKING & ENTERING		9
		Burglary/Breaking & Entering		9
		LARCENY/THEFT OFFENSES		30
		All Other Larceny		30
		COUNTERFEITING/FORGERY		1
		Counterfeiting/Forgery		1
		DESTRUCTION/DAMAGE/VANDALISM OF PROPERTY		20
		Destruction/Damage/Vandalism of Property		20
		FRAUD OFFENSES		8
		Credit Card/Automatic Teller Fraud		1
		False Pretenses/Swindle/Confidence Game		7
		STOLEN PROPERTY OFFENSES		1
		Stolen Property Offenses		1
		DRUG/NARCOTIC OFFENSES		13
		Drug/Narcotic Violations		13
Wayne	County	TOTAL		1601

Offenses (Group "A") by Agency

2010

COUNTY

AGENCY

OFFENSE CATEGORY

OFFENSE

OF OFFENSES

<u>Ceredo PD</u>	<u>TOTAL</u>	<u>37</u>
ASSAULT OFFENSES		4
Intimidation		1
Simple Assault		3
BURGLARY/BREAKING & ENTERING		2
Burglary/Breaking & Entering		2
LARCENY/THEFT OFFENSES		21
All Other Larceny		8
Theft From Building		10
Theft From Motor Vehicle		3
MOTOR VEHICLE THEFT		1
Motor Vehicle Theft		1
COUNTERFEITING/FORGERY		1
Counterfeiting/Forgery		1
DESTRUCTION/DAMAGE/VANDALISM OF PROPERTY		4
Destruction/Damage/Vandalism of Property		4
DRUG/NARCOTIC OFFENSES		4
Drug/Narcotic Violations		4
<u>Fort Gay PD</u>	<u>TOTAL</u>	<u>7</u>
ASSAULT OFFENSES		2
Simple Assault		2
BURGLARY/BREAKING & ENTERING		2
Burglary/Breaking & Entering		2
LARCENY/THEFT OFFENSES		3
All Other Larceny		2
Theft of Motor Vehicle Parts/Accessories		1

Offenses (Group "A") by Agency

2010

COUNTY

AGENCY

OFFENSE CATEGORY

OFFENSE

OF OFFENSES

Kenova PD	TOTAL	295
SEX OFFENSES, FORCIBLE		2
Forcible Fondling		1
Sexual Assault With An Object		1
ASSAULT OFFENSES		66
Aggravated Assault		7
Intimidation		12
Simple Assault		47
ROBBERY		5
Robbery		5
BURGLARY/BREAKING & ENTERING		35
Burglary/Breaking & Entering		35
LARCENY/THEFT OFFENSES		123
All Other Larceny		85
Pocket-picking		4
Shoplifting		9
Theft From Building		4
Theft From Motor Vehicle		16
Theft of Motor Vehicle Parts/Accessories		5
MOTOR VEHICLE THEFT		8
Motor Vehicle Theft		8
ARSON		2
Arson		2
COUNTERFEITING/FORGERY		3
Counterfeiting/Forgery		3
DESTRUCTION/DAMAGE/VANDALISM OF PROPERTY		31
Destruction/Damage/Vandalism of Property		31
FRAUD OFFENSES		4
Credit Card/Automatic Teller Fraud		2
False Pretenses/Swindle/Confidence Game		2
DRUG/NARCOTIC OFFENSES		15
Drug Equipment Violations		4
Drug/Narcotic Violations		11
WEAPON LAW VIOLATIONS		1
Weapon Law Violations		1

Offenses (Group "A") by Agency

2010

COUNTY

AGENCY

OFFENSE CATEGORY

OFFENSE

OF OFFENSES

Wayne Co SO	TOTAL	247
ASSAULT OFFENSES		63
Intimidation		1
Simple Assault		62
BURGLARY/BREAKING & ENTERING		80
Burglary/Breaking & Entering		80
LARCENY/THEFT OFFENSES		74
All Other Larceny		47
Theft From Building		6
Theft From Motor Vehicle		19
Theft of Motor Vehicle Parts/Accessories		2
MOTOR VEHICLE THEFT		30
Motor Vehicle Theft		30
Wayne PD	TOTAL	27
ASSAULT OFFENSES		7
Simple Assault		7
BURGLARY/BREAKING & ENTERING		5
Burglary/Breaking & Entering		5
LARCENY/THEFT OFFENSES		13
All Other Larceny		11
Theft From Motor Vehicle		2
DESTRUCTION/DAMAGE/VANDALISM OF PROPERTY		2
Destruction/Damage/Vandalism of Property		2

Offenses (Group "A") by Agency

2010

COUNTY

AGENCY

OFFENSE CATEGORY

OFFENSE

OF OFFENSES

Wayne SP	TOTAL	988
HOMICIDE OFFENSES		1
Murder and Nonnegligent Manslaughter		1
SEX OFFENSES, FORCIBLE		9
Forcible Fondling		3
Forcible Rape		4
Forcible Sodomy		1
Sexual Assault With An Object		2
SEX OFFENSES, NONFORCIBLE		1
Incest		1
ASSAULT OFFENSES		174
Aggravated Assault		27
Intimidation		33
Simple Assault		115
KIDNAPING/ABDUCTION		2
Kidnaping/Abduction		2
ROBBERY		4
Robbery		4
BURGLARY/BREAKING & ENTERING		200
Burglary/Breaking & Entering		200
LARCENY/THEFT OFFENSES		278
All Other Larceny		154
Shoplifting		9
Theft From Building		34
Theft From Motor Vehicle		48
Theft of Motor Vehicle Parts/Accessories		33
MOTOR VEHICLE THEFT		39
Motor Vehicle Theft		39
ARSON		4
Arson		4
COUNTERFEITING/FORGERY		11
Counterfeiting/Forgery		11
DESTRUCTION/DAMAGE/VANDALISM OF PROPERTY		181
Destruction/Damage/Vandalism of Property		181
EMBEZZLEMENT		2
Embezzlement		2
FRAUD OFFENSES		22

Offenses (Group "A") by Agency

2010

COUNTY

AGENCY

OFFENSE CATEGORY

OFFENSE

OF OFFENSES

Credit Card/Automatic Teller Fraud	7
False Pretenses/Swindle/Confidence Game	12
Impersonation	3
STOLEN PROPERTY OFFENSES	7
Stolen Property Offenses	7
DRUG/NARCOTIC OFFENSES	49
Drug/Narcotic Violations	49
PROSTITUTION OFFENSES	1
Prostitution	1
WEAPON LAW VIOLATIONS	1
Weapon Law Violations	1
Webster County TOTAL	119

Offenses (Group "A") by Agency

2010

COUNTY

AGENCY

OFFENSE CATEGORY

OFFENSE

OF OFFENSES

Upperglade SP	TOTAL	119
HOMICIDE OFFENSES		1
Murder and Nonnegligent Manslaughter		1
SEX OFFENSES, FORCIBLE		1
Forcible Sodomy		1
ASSAULT OFFENSES		25
Aggravated Assault		14
Intimidation		6
Simple Assault		6
BURGLARY/BREAKING & ENTERING		10
Burglary/Breaking & Entering		10
LARCENY/THEFT OFFENSES		37
All Other Larceny		17
Shoplifting		3
Theft From Building		4
Theft From Motor Vehicle		1
Theft of Motor Vehicle Parts/Accessories		13
MOTOR VEHICLE THEFT		3
Motor Vehicle Theft		3
COUNTERFEITING/FORGERY		1
Counterfeiting/Forgery		1
DESTRUCTION/DAMAGE/VANDALISM OF PROPERTY		16
Destruction/Damage/Vandalism of Property		16
FRAUD OFFENSES		7
Credit Card/Automatic Teller Fraud		2
False Pretenses/Swindle/Confidence Game		4
Wire Fraud		1
STOLEN PROPERTY OFFENSES		1
Stolen Property Offenses		1
DRUG/NARCOTIC OFFENSES		15
Drug/Narcotic Violations		15
Wetzel County TOTAL		357
DNR - 1 - Wetzel	TOTAL	1
WEAPON LAW VIOLATIONS		1
Weapon Law Violations		1

Offenses (Group "A") by Agency

2010

COUNTY

AGENCY

OFFENSE CATEGORY

OFFENSE

OF OFFENSES

<u>Hundred SP</u>	<u>TOTAL</u>	<u>137</u>
SEX OFFENSES, FORCIBLE		2
Forcible Fondling		2
ASSAULT OFFENSES		35
Aggravated Assault		6
Intimidation		5
Simple Assault		24
BURGLARY/BREAKING & ENTERING		14
Burglary/Breaking & Entering		14
LARCENY/THEFT OFFENSES		35
All Other Larceny		13
Shoplifting		2
Theft From Building		14
Theft From Motor Vehicle		5
Theft of Motor Vehicle Parts/Accessories		1
MOTOR VEHICLE THEFT		1
Motor Vehicle Theft		1
COUNTERFEITING/FORGERY		4
Counterfeiting/Forgery		4
DESTRUCTION/DAMAGE/VANDALISM OF PROPERTY		25
Destruction/Damage/Vandalism of Property		25
FRAUD OFFENSES		6
Credit Card/Automatic Teller Fraud		1
False Pretenses/Swindle/Confidence Game		4
Impersonation		1
STOLEN PROPERTY OFFENSES		1
Stolen Property Offenses		1
DRUG/NARCOTIC OFFENSES		12
Drug/Narcotic Violations		12
WEAPON LAW VIOLATIONS		2
Weapon Law Violations		2

Offenses (Group "A") by Agency

2010

COUNTY

AGENCY

OFFENSE CATEGORY

OFFENSE

OF OFFENSES

<u>New Martinsville PD</u>	<u>TOTAL</u>	<u>90</u>
SEX OFFENSES, FORCIBLE		2
Forcible Rape		1
Forcible Sodomy		1
SEX OFFENSES, NONFORCIBLE		1
Statutory Rape		1
ASSAULT OFFENSES		17
Aggravated Assault		2
Intimidation		2
Simple Assault		13
BURGLARY/BREAKING & ENTERING		10
Burglary/Breaking & Entering		10
LARCENY/THEFT OFFENSES		31
All Other Larceny		26
Shoplifting		3
Theft From Motor Vehicle		2
MOTOR VEHICLE THEFT		4
Motor Vehicle Theft		4
COUNTERFEITING/FORGERY		6
Counterfeiting/Forgery		6
DESTRUCTION/DAMAGE/VANDALISM OF PROPERTY		19
Destruction/Damage/Vandalism of Property		19

Offenses (Group "A") by Agency

2010

COUNTY

AGENCY

OFFENSE CATEGORY

OFFENSE

OF OFFENSES

<u>Paden City SP</u>	<u>TOTAL</u>	<u>75</u>
SEX OFFENSES, NONFORCIBLE		1
Statutory Rape		1
ASSAULT OFFENSES		25
Aggravated Assault		2
Intimidation		4
Simple Assault		19
BURGLARY/BREAKING & ENTERING		5
Burglary/Breaking & Entering		5
LARCENY/THEFT OFFENSES		11
All Other Larceny		7
Theft From Building		1
Theft From Motor Vehicle		3
MOTOR VEHICLE THEFT		5
Motor Vehicle Theft		5
ARSON		1
Arson		1
COUNTERFEITING/FORGERY		2
Counterfeiting/Forgery		2
DESTRUCTION/DAMAGE/VANDALISM OF PROPERTY		6
Destruction/Damage/Vandalism of Property		6
FRAUD OFFENSES		4
Credit Card/Automatic Teller Fraud		1
False Pretenses/Swindle/Confidence Game		4
STOLEN PROPERTY OFFENSES		2
Stolen Property Offenses		2
DRUG/NARCOTIC OFFENSES		12
Drug/Narcotic Violations		12

Offenses (Group "A") by Agency

2010

COUNTY

AGENCY

OFFENSE CATEGORY

OFFENSE

OF OFFENSES

Wetzel Co SO	TOTAL	54
SEX OFFENSES, FORCIBLE		1
Sexual Assault With An Object		1
ASSAULT OFFENSES		14
Aggravated Assault		1
Simple Assault		13
BURGLARY/BREAKING & ENTERING		9
Burglary/Breaking & Entering		9
LARCENY/THEFT OFFENSES		15
All Other Larceny		14
Theft From Motor Vehicle		1
ARSON		1
Arson		1
DESTRUCTION/DAMAGE/VANDALISM OF PROPERTY		8
Destruction/Damage/Vandalism of Property		8
FRAUD OFFENSES		1
False Pretenses/Swindle/Confidence Game		1
STOLEN PROPERTY OFFENSES		2
Stolen Property Offenses		2
DRUG/NARCOTIC OFFENSES		3
Drug/Narcotic Violations		3
Wirt County TOTAL		192

Offenses (Group "A") by Agency

2010

COUNTY

AGENCY

OFFENSE CATEGORY

OFFENSE

OF OFFENSES

Elizabeth SP	TOTAL	100
SEX OFFENSES, FORCIBLE		1
Forcible Sodomy		1
ASSAULT OFFENSES		26
Aggravated Assault		7
Intimidation		2
Simple Assault		19
KIDNAPING/ABDUCTION		1
Kidnaping/Abduction		1
BURGLARY/BREAKING & ENTERING		12
Burglary/Breaking & Entering		12
LARCENY/THEFT OFFENSES		21
All Other Larceny		13
Shoplifting		2
Theft From Motor Vehicle		4
Theft of Motor Vehicle Parts/Accessories		2
MOTOR VEHICLE THEFT		4
Motor Vehicle Theft		4
COUNTERFEITING/FORGERY		1
Counterfeiting/Forgery		1
DESTRUCTION/DAMAGE/VANDALISM OF PROPERTY		22
Destruction/Damage/Vandalism of Property		22
EMBEZZLEMENT		1
Embezzlement		1
FRAUD OFFENSES		1
False Pretenses/Swindle/Confidence Game		1
DRUG/NARCOTIC OFFENSES		6
Drug/Narcotic Violations		6
PORNOGRAPHY/OBSCENE MATERIAL		1
Pornography/Obscene Material		1
WEAPON LAW VIOLATIONS		1
Weapon Law Violations		1

Offenses (Group "A") by Agency

2010

COUNTY

AGENCY

OFFENSE CATEGORY

OFFENSE

OF OFFENSES

<u>Wirt Co SO</u>	<u>TOTAL</u>	<u>92</u>
ASSAULT OFFENSES		18
Aggravated Assault		5
Intimidation		13
BURGLARY/BREAKING & ENTERING		26
Burglary/Breaking & Entering		26
LARCENY/THEFT OFFENSES		18
All Other Larceny		12
Shoplifting		2
Theft From Building		1
Theft From Motor Vehicle		2
Theft of Motor Vehicle Parts/Accessories		1
ARSON		1
Arson		1
COUNTERFEITING/FORGERY		1
Counterfeiting/Forgery		1
DESTRUCTION/DAMAGE/VANDALISM OF PROPERTY		16
Destruction/Damage/Vandalism of Property		16
FRAUD OFFENSES		2
False Pretenses/Swindle/Confidence Game		1
Impersonation		1
STOLEN PROPERTY OFFENSES		2
Stolen Property Offenses		2
DRUG/NARCOTIC OFFENSES		5
Drug/Narcotic Violations		5
PORNOGRAPHY/OBSCENE MATERIAL		1
Pornography/Obscene Material		1
WEAPON LAW VIOLATIONS		2
Weapon Law Violations		2
Wood County TOTAL		4524
<u>DNR - 6 - Wood</u>	<u>TOTAL</u>	<u>3</u>
DRUG/NARCOTIC OFFENSES		3
Drug/Narcotic Violations		3

Offenses (Group "A") by Agency

2010

COUNTY

AGENCY

OFFENSE CATEGORY

OFFENSE

OF OFFENSES

<u>Parkersburg PD</u>	<u>TOTAL</u>	<u>2,616</u>
HOMICIDE OFFENSES		3
Murder and Nonnegligent Manslaughter		3
SEX OFFENSES, FORCIBLE		36
Forcible Fondling		15
Forcible Rape		18
Forcible Sodomy		3
SEX OFFENSES, NONFORCIBLE		7
Incest		3
Statutory Rape		4
ASSAULT OFFENSES		524
Aggravated Assault		171
Intimidation		45
Simple Assault		313
KIDNAPING/ABDUCTION		5
Kidnaping/Abduction		5
ROBBERY		23
Robbery		23
BURGLARY/BREAKING & ENTERING		280
Burglary/Breaking & Entering		280
LARCENY/THEFT OFFENSES		998
All Other Larceny		590
Pocket-picking		2
Shoplifting		131
Theft From Building		19
Theft From Coin Operated Machine or Device		1
Theft From Motor Vehicle		256
MOTOR VEHICLE THEFT		52
Motor Vehicle Theft		52
ARSON		27
Arson		27
COUNTERFEITING/FORGERY		53
Counterfeiting/Forgery		53
DESTRUCTION/DAMAGE/VANDALISM OF PROPERTY		379
Destruction/Damage/Vandalism of Property		379
EMBEZZLEMENT		7
Embezzlement		7

Offenses (Group "A") by Agency

2010

COUNTY

AGENCY

OFFENSE CATEGORY

OFFENSE

OF OFFENSES

FRAUD OFFENSES	104
Credit Card/Automatic Teller Fraud	11
False Pretenses/Swindle/Confidence Game	90
Impersonation	4
STOLEN PROPERTY OFFENSES	6
Stolen Property Offenses	6
DRUG/NARCOTIC OFFENSES	93
Drug/Narcotic Violations	93
PORNOGRAPHY/OBSCENE MATERIAL	4
Pornography/Obscene Material	4
WEAPON LAW VIOLATIONS	8
Weapon Law Violations	8

Offenses (Group "A") by Agency

2010

COUNTY

AGENCY

OFFENSE CATEGORY

OFFENSE

OF OFFENSES

<u>Parkersburg SP</u>	<u>TOTAL</u>	<u>289</u>
SEX OFFENSES, FORCIBLE		5
Forcible Fondling		1
Forcible Rape		3
Sexual Assault With An Object		1
ASSAULT OFFENSES		26
Aggravated Assault		4
Intimidation		5
Simple Assault		17
ROBBERY		1
Robbery		1
BURGLARY/BREAKING & ENTERING		21
Burglary/Breaking & Entering		21
LARCENY/THEFT OFFENSES		89
All Other Larceny		64
Shoplifting		3
Theft From Building		4
Theft From Motor Vehicle		18
MOTOR VEHICLE THEFT		7
Motor Vehicle Theft		7
COUNTERFEITING/FORGERY		9
Counterfeiting/Forgery		9
DESTRUCTION/DAMAGE/VANDALISM OF PROPERTY		33
Destruction/Damage/Vandalism of Property		33
FRAUD OFFENSES		21
Credit Card/Automatic Teller Fraud		4
False Pretenses/Swindle/Confidence Game		15
Impersonation		2
DRUG/NARCOTIC OFFENSES		74
Drug/Narcotic Violations		74
WEAPON LAW VIOLATIONS		3
Weapon Law Violations		3
<u>tf Parkersburg Vio Crime Narc</u>	<u>TOTAL</u>	<u>120</u>
DRUG/NARCOTIC OFFENSES		120
Drug/Narcotic Violations		120

Offenses (Group "A") by Agency

2010

COUNTY

AGENCY

OFFENSE CATEGORY

OFFENSE

OF OFFENSES

Vienna PD	TOTAL	477
SEX OFFENSES, FORCIBLE		3
Forcible Fondling		1
Forcible Rape		1
Forcible Sodomy		1
ASSAULT OFFENSES		88
Aggravated Assault		9
Intimidation		5
Simple Assault		76
ROBBERY		1
Robbery		1
BURGLARY/BREAKING & ENTERING		15
Burglary/Breaking & Entering		15
LARCENY/THEFT OFFENSES		258
All Other Larceny		98
Shoplifting		122
Theft From Building		5
Theft From Motor Vehicle		33
MOTOR VEHICLE THEFT		5
Motor Vehicle Theft		5
ARSON		1
Arson		1
COUNTERFEITING/FORGERY		11
Counterfeiting/Forgery		11
DESTRUCTION/DAMAGE/VANDALISM OF PROPERTY		53
Destruction/Damage/Vandalism of Property		53
EMBEZZLEMENT		8
Embezzlement		8
FRAUD OFFENSES		9
Credit Card/Automatic Teller Fraud		5
False Pretenses/Swindle/Confidence Game		2
Impersonation		2
STOLEN PROPERTY OFFENSES		2
Stolen Property Offenses		2
DRUG/NARCOTIC OFFENSES		20
Drug Equipment Violations		1
Drug/Narcotic Violations		19

Offenses (Group "A") by Agency

2010

COUNTY

AGENCY

OFFENSE CATEGORY

OFFENSE

OF OFFENSES

WEAPON LAW VIOLATIONS

1

Weapon Law Violations

1

Offenses (Group "A") by Agency

2010

COUNTY

AGENCY

OFFENSE CATEGORY

OFFENSE

OF OFFENSES

Wood Co SO	TOTAL	1,019
SEX OFFENSES, FORCIBLE		40
Forcible Fondling		20
Forcible Rape		10
Forcible Sodomy		2
Sexual Assault With An Object		8
SEX OFFENSES, NONFORCIBLE		1
Statutory Rape		1
ASSAULT OFFENSES		301
Aggravated Assault		142
Intimidation		42
Simple Assault		121
ROBBERY		4
Robbery		4
BURGLARY/BREAKING & ENTERING		105
Burglary/Breaking & Entering		105
LARCENY/THEFT OFFENSES		289
All Other Larceny		106
Purse-snatching		4
Shoplifting		26
Theft From Building		50
Theft From Coin Operated Machine or Device		1
Theft From Motor Vehicle		96
Theft of Motor Vehicle Parts/Accessories		9
MOTOR VEHICLE THEFT		20
Motor Vehicle Theft		20
ARSON		19
Arson		19
COUNTERFEITING/FORGERY		7
Counterfeiting/Forgery		7
DESTRUCTION/DAMAGE/VANDALISM OF PROPERTY		120
Destruction/Damage/Vandalism of Property		120
EMBEZZLEMENT		2
Embezzlement		2
FRAUD OFFENSES		36
Credit Card/Automatic Teller Fraud		16

Offenses (Group "A") by Agency

2010

COUNTY

AGENCY

OFFENSE CATEGORY

OFFENSE

OF OFFENSES

	False Pretenses/Swindle/Confidence Game	18
	Impersonation	2
	STOLEN PROPERTY OFFENSES	7
	Stolen Property Offenses	7
	DRUG/NARCOTIC OFFENSES	53
	Drug/Narcotic Violations	53
	WEAPON LAW VIOLATIONS	8
	Weapon Law Violations	8
Wyoming	County TOTAL	849

<u>Jesse SP</u>	<u>TOTAL</u>	<u>68</u>
	SEX OFFENSES, FORCIBLE	1
	Forcible Fondling	1
	ASSAULT OFFENSES	8
	Aggravated Assault	5
	Simple Assault	3
	BURGLARY/BREAKING & ENTERING	11
	Burglary/Breaking & Entering	11
	LARCENY/THEFT OFFENSES	25
	All Other Larceny	19
	Theft From Building	1
	Theft From Motor Vehicle	4
	Theft of Motor Vehicle Parts/Accessories	1
	MOTOR VEHICLE THEFT	4
	Motor Vehicle Theft	4
	COUNTERFEITING/FORGERY	2
	Counterfeiting/Forgery	2
	DESTRUCTION/DAMAGE/VANDALISM OF PROPERTY	13
	Destruction/Damage/Vandalism of Property	13
	FRAUD OFFENSES	3
	False Pretenses/Swindle/Confidence Game	2
	Impersonation	1
	WEAPON LAW VIOLATIONS	1
	Weapon Law Violations	1

Offenses (Group "A") by Agency

2010

COUNTY

AGENCY

OFFENSE CATEGORY

OFFENSE

OF OFFENSES

<u>Mullens PD</u>	<u>TOTAL</u>	<u>55</u>
SEX OFFENSES, FORCIBLE		1
Sexual Assault With An Object		1
ASSAULT OFFENSES		9
Aggravated Assault		2
Simple Assault		7
ROBBERY		1
Robbery		1
BURGLARY/BREAKING & ENTERING		15
Burglary/Breaking & Entering		15
LARCENY/THEFT OFFENSES		18
All Other Larceny		12
Shoplifting		2
Theft From Motor Vehicle		4
MOTOR VEHICLE THEFT		1
Motor Vehicle Theft		1
DESTRUCTION/DAMAGE/VANDALISM OF PROPERTY		10
Destruction/Damage/Vandalism of Property		10

Offenses (Group "A") by Agency

2010

COUNTY

AGENCY

OFFENSE CATEGORY

OFFENSE

OF OFFENSES

Oceana PD	TOTAL	214
SEX OFFENSES, FORCIBLE		1
Forcible Rape		1
ASSAULT OFFENSES		28
Aggravated Assault		25
Intimidation		1
Simple Assault		3
ROBBERY		3
Robbery		3
BURGLARY/BREAKING & ENTERING		10
Burglary/Breaking & Entering		10
LARCENY/THEFT OFFENSES		109
All Other Larceny		58
Shoplifting		43
Theft From Building		4
Theft From Motor Vehicle		3
Theft of Motor Vehicle Parts/Accessories		1
MOTOR VEHICLE THEFT		2
Motor Vehicle Theft		2
COUNTERFEITING/FORGERY		3
Counterfeiting/Forgery		3
DESTRUCTION/DAMAGE/VANDALISM OF PROPERTY		14
Destruction/Damage/Vandalism of Property		14
FRAUD OFFENSES		6
False Pretenses/Swindle/Confidence Game		6
DRUG/NARCOTIC OFFENSES		34
Drug/Narcotic Violations		34
PROSTITUTION OFFENSES		1
Assisting or Promoting Prostitution		1
WEAPON LAW VIOLATIONS		2
Weapon Law Violations		2

Offenses (Group "A") by Agency

2010

COUNTY

AGENCY

OFFENSE CATEGORY

OFFENSE

OF OFFENSES

Wyoming Co SO	TOTAL	512
SEX OFFENSES, FORCIBLE		4
Forcible Fondling		2
Forcible Rape		1
Sexual Assault With An Object		1
ASSAULT OFFENSES		80
Aggravated Assault		27
Intimidation		1
Simple Assault		52
ROBBERY		4
Robbery		4
BURGLARY/BREAKING & ENTERING		104
Burglary/Breaking & Entering		104
LARCENY/THEFT OFFENSES		200
All Other Larceny		178
Shoplifting		1
Theft From Building		8
Theft From Motor Vehicle		11
Theft of Motor Vehicle Parts/Accessories		2
MOTOR VEHICLE THEFT		26
Motor Vehicle Theft		26
ARSON		3
Arson		3
COUNTERFEITING/FORGERY		2
Counterfeiting/Forgery		2
DESTRUCTION/DAMAGE/VANDALISM OF PROPERTY		72
Destruction/Damage/Vandalism of Property		72
FRAUD OFFENSES		7
Credit Card/Automatic Teller Fraud		3
False Pretenses/Swindle/Confidence Game		4
STOLEN PROPERTY OFFENSES		4
Stolen Property Offenses		4
DRUG/NARCOTIC OFFENSES		5
Drug/Narcotic Violations		5
WEAPON LAW VIOLATIONS		1
Weapon Law Violations		1

Offenses (Group "A") by Agency

2010

COUNTY

AGENCY

OFFENSE CATEGORY

OFFENSE

OF OFFENSES

WEST VIRGINIA TOTAL

85,241

ARRESTS (Group "A" and "B") by AGENCY

2010

# of ARRESTS	Adult Arrests	Juvenile Arrests
--------------	---------------	------------------

Barbour County

Barbour Co SO

Sexual Assault With An Object	1	1	0
Aggravated Assault	2	2	0
Simple Assault	24	23	1
Intimidation	2	2	0
Counterfeiting/Forgery	1	1	0
Destruction/Damage/Vandalism of Property	5	5	0
Shoplifting	3	3	0
Stolen Property Offenses	2	2	0
Drug/Narcotic Violations	8	8	0
Driving Under The Influence	33	33	0
Drunkenness	1	1	0
Liquor Law Violations	3	3	0
All Other Offenses	27	27	0
Others	2	2	0

Barbour Co SO		TOTAL	114	113	1
----------------------	--	--------------	------------	------------	----------

Belington PD

Statutory Rape	1	1	0
Aggravated Assault	14	14	0
Simple Assault	1	1	0
Intimidation	4	4	0
Robbery	1	1	0
Burglary/Breaking & Entering	1	1	0
Destruction/Damage/Vandalism of Property	4	4	0
False Pretenses/Swindle/Confidence Game	2	2	0
Credit Card/Automatic Teller Fraud	1	1	0
Stolen Property Offenses	1	1	0
Drug/Narcotic Violations	8	8	0
Driving Under The Influence	4	4	0
Drunkenness	1	1	0
All Other Offenses	12	12	0

Belington PD		TOTAL	55	55	0
---------------------	--	--------------	-----------	-----------	----------

DNR - 1 - Barbour

Drunkenness	1	1	0
Liquor Law Violations	2	2	0
All Other Offenses	34	32	1

DNR - 1 - Barbour		TOTAL	37	35	1
--------------------------	--	--------------	-----------	-----------	----------

ARRESTS (Group "A" and "B") by AGENCY

2010

# of ARRESTS	Adult Arrests	Juvenile Arrests
--------------	---------------	------------------

Philippi PD

Aggravated Assault	3	1	2
Simple Assault	8	3	5
Intimidation	2	2	0
Counterfeiting/Forgery	1	0	1
False Pretenses/Swindle/Confidence Game	1	1	0
Credit Card/Automatic Teller Fraud	2	2	0
Shoplifting	4	4	0
Theft From Building	1	1	0
Theft From Motor Vehicle	1	1	0
Drug/Narcotic Violations	7	7	0
Driving Under The Influence	9	9	0
Drunkenness	2	2	0
Liquor Law Violations	9	7	2
Trespass of Real Property	1	1	0
All Other Offenses	5	5	0

Philippi PD	TOTAL	56	46	10
--------------------	--------------	-----------	-----------	-----------

Philippi SP

Forcible Fondling	1	1	0
Aggravated Assault	5	5	0
Simple Assault	27	27	0
Intimidation	5	5	0
Burglary/Breaking & Entering	3	3	0
Destruction/Damage/Vandalism of Property	2	2	0
False Pretenses/Swindle/Confidence Game	1	1	0
Shoplifting	4	4	0
Theft From Building	1	1	0
Motor Vehicle Theft	2	2	0
Drug/Narcotic Violations	9	8	1
Disorderly Conduct	1	1	0
Driving Under The Influence	18	18	0
Liquor Law Violations	9	8	1
All Other Offenses	11	11	0

Philippi SP	TOTAL	99	97	2
--------------------	--------------	-----------	-----------	----------

Barbour County	TOTAL	361	346	14
-----------------------	--------------	------------	------------	-----------

Berkeley County

ARRESTS (Group "A" and "B") by AGENCY

2010

# of ARRESTS	Adult Arrests	Juvenile Arrests
--------------	---------------	------------------

Berkeley Co SO

Murder and Nonnegligent Manslaughter	1	1	0
Negligent Manslaughter	2	2	0
Forcible Rape	4	3	1
Sexual Assault With An Object	1	1	0
Forcible Fondling	7	6	1
Aggravated Assault	21	21	0
Simple Assault	272	254	18
Intimidation	15	14	1
Kidnaping/Abduction	8	8	0
Robbery	8	8	0
Arson	4	4	0
Burglary/Breaking & Entering	23	22	1
Counterfeiting/Forgery	10	10	0
Destruction/Damage/Vandalism of Property	21	19	2
False Pretenses/Swindle/Confidence Game	11	11	0
Credit Card/Automatic Teller Fraud	2	2	0
Shoplifting	35	34	1
Theft From Coin Operated Machine or Device	3	3	0
Theft From Motor Vehicle	5	4	1
Motor Vehicle Theft	7	7	0
Stolen Property Offenses	9	9	0
Drug/Narcotic Violations	59	59	0
Weapon Law Violations	6	6	0
Bad Checks	18	18	0
Disorderly Conduct	20	19	1
Driving Under The Influence	186	186	0
Drunkenness	9	9	0
Family Offenses (Nonviolent)	2	2	0
All Other Offenses	247	242	5
Others	33	33	0
Berkeley Co SO	TOTAL	1,049	1,017
			32

DNR - 2 - Berkeley

Weapon Law Violations	1	1	0
All Other Offenses	75	73	2
DNR - 2 - Berkeley	TOTAL	76	74
			2

ARRESTS (Group "A" and "B") by AGENCY

2010

# of ARRESTS	Adult Arrests	Juvenile Arrests
--------------	---------------	------------------

Martinsburg PD

Forcible Rape	1	1	0	
Forcible Sodomy	1	1	0	
Aggravated Assault	49	40	9	
Simple Assault	251	197	54	
Intimidation	24	24	0	
Robbery	5	5	0	
Arson	2	2	0	
Burglary/Breaking & Entering	26	22	4	
Counterfeiting/Forgery	32	32	0	
Destruction/Damage/Vandalism of Property	38	25	13	
False Pretenses/Swindle/Confidence Game	28	27	1	
Credit Card/Automatic Teller Fraud	9	9	0	
Shoplifting	388	299	89	
Motor Vehicle Theft	4	3	1	
Stolen Property Offenses	20	19	1	
Drug/Narcotic Violations	310	292	18	
Prostitution	4	4	0	
Pornography/Obscene Material	2	1	1	
Weapon Law Violations	23	19	4	
Bad Checks	3	3	0	
Curfew/Loitering/Vagrancy Violations	12	0	12	
Disorderly Conduct	233	209	24	
Driving Under The Influence	173	173	0	
Drunkenness	434	434	0	
Family Offenses (Nonviolent)	3	3	0	
Liquor Law Violations	118	113	5	
Peeping Tom	1	1	0	
Runaway	8	0	8	
Trespass of Real Property	29	27	2	
All Other Offenses	761	739	22	
Others	95	89	6	
Martinsburg PD	TOTAL	3,087	2,813	274

ARRESTS (Group "A" and "B") by AGENCY

2010

# of ARRESTS	Adult Arrests	Juvenile Arrests
--------------	---------------	------------------

Martinsburg SP

Forcible Rape	4	4	0
Forcible Sodomy	2	1	1
Sexual Assault With An Object	1	1	0
Forcible Fondling	3	3	0
Aggravated Assault	27	25	2
Simple Assault	102	92	10
Intimidation	101	99	2
Kidnaping/Abduction	5	5	0
Robbery	10	9	1
Arson	1	1	0
Burglary/Breaking & Entering	16	15	1
Counterfeiting/Forgery	16	16	0
Destruction/Damage/Vandalism of Property	29	22	6
False Pretenses/Swindle/Confidence Game	11	10	1
Credit Card/Automatic Teller Fraud	4	4	0
Impersonation	8	8	0
Shoplifting	48	42	6
Theft From Building	3	3	0
Theft From Coin Operated Machine or Device	1	1	0
Theft From Motor Vehicle	5	4	1
Motor Vehicle Theft	6	6	0
Stolen Property Offenses	7	7	0
Drug/Narcotic Violations	401	377	24
Drug Equipment Violations	1	1	0
Prostitution	2	2	0
Pornography/Obscene Material	1	1	0
Weapon Law Violations	13	12	1
Bad Checks	1	1	0
Disorderly Conduct	14	12	2
Driving Under The Influence	193	192	0
Drunkenness	39	39	0
Family Offenses (Nonviolent)	1	1	0
Liquor Law Violations	14	12	2
Trespass of Real Property	10	8	2
All Other Offenses	137	131	6
Others	21	18	3

Martinsburg SP	TOTAL	1,258	1,185	71
-----------------------	--------------	--------------	--------------	-----------

tf Eastern Panhandle Drug

Arson	5	5	0
Drug/Narcotic Violations	166	165	1
Betting/Wagering	5	5	0
Weapon Law Violations	6	6	0

tf Eastern Panhandle Drug & VTOTAL	182	181	1
---	------------	------------	----------

ARRESTS (Group "A" and "B") by AGENCY

2010

# of ARRESTS	Adult Arrests	Juvenile Arrests
--------------	---------------	------------------

BERKELEY County	TOTAL	5,652	5,270	380
------------------------	--------------	--------------	--------------	------------

Boone County

Boone Co SO

Aggravated Assault	1	1	0
Simple Assault	4	4	0
Impersonation	1	1	0
All Other Offenses	2	2	0

Boone Co SO	TOTAL	8	8	0
--------------------	--------------	----------	----------	----------

DNR - 5 - Boone

Destruction/Damage/Vandalism of Property	1	1	0
Weapon Law Violations	1	1	0
All Other Offenses	48	44	4

DNR - 5 - Boone	TOTAL	50	46	4
------------------------	--------------	-----------	-----------	----------

Madison SP

Forcible Fondling	1	1	0
Aggravated Assault	20	18	2
Simple Assault	40	38	2
Intimidation	13	13	0
Burglary/Breaking & Entering	6	4	2
Counterfeiting/Forgery	6	6	0
Destruction/Damage/Vandalism of Property	8	8	0
False Pretenses/Swindle/Confidence Game	2	2	0
Impersonation	1	1	0
Shoplifting	21	21	0
Theft From Building	19	16	3
Theft From Motor Vehicle	1	1	0
Theft of Motor Vehicle Parts/Accessories	1	1	0
Motor Vehicle Theft	5	5	0
Stolen Property Offenses	4	4	0
Drug/Narcotic Violations	146	146	0
Weapon Law Violations	5	5	0
Driving Under The Influence	21	21	0
Family Offenses (Nonviolent)	2	2	0
Liquor Law Violations	8	7	1
Trespass of Real Property	2	2	0
All Other Offenses	27	25	2
Others	24	23	1

Madison SP	TOTAL	383	370	13
-------------------	--------------	------------	------------	-----------

ARRESTS (Group "A" and "B") by AGENCY

2010

# of ARRESTS	Adult Arrests	Juvenile Arrests
--------------	---------------	------------------

Whitesville SP

Forcible Rape	1	1	0
Aggravated Assault	8	8	0
Simple Assault	16	16	0
Intimidation	5	5	0
Robbery	3	3	0
Arson	1	1	0
Burglary/Breaking & Entering	7	5	2
Counterfeiting/Forgery	3	3	0
Destruction/Damage/Vandalism of Property	4	4	0
False Pretenses/Swindle/Confidence Game	1	1	0
Theft of Motor Vehicle Parts/Accessories	1	1	0
Stolen Property Offenses	2	2	0
Drug/Narcotic Violations	41	39	2
Drug Equipment Violations	4	3	1
Bad Checks	1	1	0
Disorderly Conduct	5	3	2
Driving Under The Influence	9	9	0
Drunkenness	2	2	0
Liquor Law Violations	1	1	0
Trespass of Real Property	12	12	0
All Other Offenses	15	15	0
Others	9	9	0
Whitesville SP	TOTAL	151	144
Boone	County	TOTAL	592
			568
			24

Braxton County

ARRESTS (Group "A" and "B") by AGENCY

2010

# of ARRESTS	Adult Arrests	Juvenile Arrests
--------------	---------------	------------------

Braxton Co SO

Aggravated Assault	11	11	0
Simple Assault	9	9	0
Intimidation	4	4	0
Counterfeiting/Forgery	3	3	0
Destruction/Damage/Vandalism of Property	5	5	0
False Pretenses/Swindle/Confidence Game	4	4	0
Shoplifting	5	5	0
Theft From Building	1	1	0
Theft of Motor Vehicle Parts/Accessories	1	1	0
Stolen Property Offenses	1	1	0
Drug/Narcotic Violations	15	15	0
Drug Equipment Violations	1	1	0
Weapon Law Violations	1	1	0
Driving Under The Influence	11	11	0
Drunkenness	3	3	0
Liquor Law Violations	3	3	0
Trespass of Real Property	1	1	0
All Other Offenses	16	16	0
Others	3	3	0

Braxton Co SO	TOTAL	98	98	0
----------------------	--------------	-----------	-----------	----------

DNR - 3 - Braxton

All Other Offenses	64	60	4
--------------------	----	----	---

DNR - 3 - Braxton	TOTAL	64	60	4
--------------------------	--------------	-----------	-----------	----------

ARRESTS (Group "A" and "B") by AGENCY

2010

# of ARRESTS	Adult Arrests	Juvenile Arrests
--------------	---------------	------------------

Sutton SP

Forcible Rape	2	2	0
Aggravated Assault	6	6	0
Simple Assault	28	28	0
Intimidation	4	4	0
Kidnaping/Abduction	1	1	0
Burglary/Breaking & Entering	11	11	0
Counterfeiting/Forgery	4	4	0
Destruction/Damage/Vandalism of Property	3	3	0
False Pretenses/Swindle/Confidence Game	4	4	0
Welfare Fraud	1	1	0
Shoplifting	9	8	1
Theft From Building	5	5	0
Theft From Coin Operated Machine or Device	2	2	0
Motor Vehicle Theft	2	2	0
Stolen Property Offenses	4	4	0
Drug/Narcotic Violations	79	79	0
Weapon Law Violations	1	1	0
Disorderly Conduct	1	1	0
Driving Under The Influence	45	45	0
Drunkenness	2	2	0
Family Offenses (Nonviolent)	2	2	0
Liquor Law Violations	4	4	0
All Other Offenses	39	39	0
Others	17	16	1
Sutton SP	TOTAL	276	274
Braxton	County	TOTAL	438
		432	6

Brooke County

ARRESTS (Group "A" and "B") by AGENCY

2010

# of ARRESTS	Adult Arrests	Juvenile Arrests
--------------	---------------	------------------

Brooke Co SO

Aggravated Assault	3	3	0
Simple Assault	43	41	2
Intimidation	6	6	0
Burglary/Breaking & Entering	7	7	0
Counterfeiting/Forgery	2	2	0
Destruction/Damage/Vandalism of Property	5	2	3
False Pretenses/Swindle/Confidence Game	1	1	0
Theft From Building	2	2	0
Theft From Motor Vehicle	3	3	0
Motor Vehicle Theft	1	1	0
Stolen Property Offenses	2	2	0
Drug/Narcotic Violations	19	19	0
Bad Checks	1	1	0
Disorderly Conduct	5	5	0
Driving Under The Influence	40	40	0
Drunkenness	3	3	0
Family Offenses (Nonviolent)	5	5	0
Trespass of Real Property	4	4	0
All Other Offenses	83	81	2
Others	6	6	0

Brooke Co SO	TOTAL	241	234	7
---------------------	--------------	------------	------------	----------

DNR - 1 - Brooke

Weapon Law Violations	1	1	0
All Other Offenses	27	25	0

DNR - 1 - Brooke	TOTAL	28	26	0
-------------------------	--------------	-----------	-----------	----------

Follansbee PD

Forcible Rape	1	1	0
Forcible Fondling	1	1	0
Aggravated Assault	1	1	0
Simple Assault	9	9	0
Intimidation	1	1	0
Burglary/Breaking & Entering	4	4	0
Destruction/Damage/Vandalism of Property	2	2	0
Shoplifting	3	3	0
Theft From Building	2	2	0
Drug/Narcotic Violations	18	18	0
Disorderly Conduct	4	4	0
Driving Under The Influence	8	8	0
Drunkenness	1	1	0
All Other Offenses	1	1	0
Others	1	1	0

Follansbee PD	TOTAL	57	57	0
----------------------	--------------	-----------	-----------	----------

ARRESTS (Group "A" and "B") by AGENCY

2010

# of ARRESTS	Adult Arrests	Juvenile Arrests
--------------	---------------	------------------

Wellsburg PD

Aggravated Assault	1	1	0
Simple Assault	16	15	1
Intimidation	5	5	0
Burglary/Breaking & Entering	6	5	1
Destruction/Damage/Vandalism of Property	1	1	0
False Pretenses/Swindle/Confidence Game	1	1	0
Shoplifting	2	2	0
Stolen Property Offenses	1	1	0
Drug/Narcotic Violations	6	6	0
Disorderly Conduct	1	1	0
Driving Under The Influence	3	3	0
Drunkenness	3	3	0
All Other Offenses	25	25	0
Others	6	6	0

Wellsburg PD	TOTAL	77	75	2
---------------------	--------------	-----------	-----------	----------

Wellsburg SP

Aggravated Assault	3	3	0
Simple Assault	3	3	0
Intimidation	3	3	0
Burglary/Breaking & Entering	2	2	0
Stolen Property Offenses	1	1	0
Drug/Narcotic Violations	16	16	0
Driving Under The Influence	11	11	0
Liquor Law Violations	2	0	2
Runaway	1	0	1
Trespass of Real Property	2	2	0
All Other Offenses	12	11	1
Others	3	2	1

Wellsburg SP	TOTAL	59	54	5
---------------------	--------------	-----------	-----------	----------

Brooke	County	TOTAL	462	446	14
---------------	---------------	--------------	------------	------------	-----------

Cabell County

ARRESTS (Group "A" and "B") by AGENCY

2010

	# of ARRESTS	Adult Arrests	Juvenile Arrests
Barboursville PD			
Aggravated Assault	5	5	0
Simple Assault	12	12	0
Burglary/Breaking & Entering	3	3	0
Shoplifting	315	285	30
Stolen Property Offenses	5	5	0
Drug/Narcotic Violations	15	12	3
Weapon Law Violations	2	2	0
Disorderly Conduct	3	2	1
Driving Under The Influence	28	28	0
Drunkenness	11	11	0
Trespass of Real Property	4	4	0
All Other Offenses	41	41	0
Others	2	2	0
Barboursville PD	446	412	34
TOTAL	446	412	34

ARRESTS (Group "A" and "B") by AGENCY

2010

# of ARRESTS	Adult Arrests	Juvenile Arrests
--------------	---------------	------------------

Cabell CO SO

Forcible Rape	1	1	0
Forcible Fondling	1	0	1
Aggravated Assault	6	6	0
Simple Assault	128	112	16
Intimidation	3	2	1
Kidnaping/Abduction	3	3	0
Robbery	2	2	0
Burglary/Breaking & Entering	13	13	0
Counterfeiting/Forgery	7	7	0
Destruction/Damage/Vandalism of Property	9	7	2
Extortion/Blackmail	1	1	0
False Pretenses/Swindle/Confidence Game	1	1	0
Credit Card/Automatic Teller Fraud	1	1	0
Shoplifting	75	73	2
Theft of Motor Vehicle Parts/Accessories	1	1	0
Motor Vehicle Theft	1	1	0
Stolen Property Offenses	17	17	0
Drug/Narcotic Violations	94	90	4
Betting/Wagering	1	1	0
Weapon Law Violations	5	4	1
Disorderly Conduct	17	16	1
Driving Under The Influence	33	33	0
Drunkenness	35	35	0
Family Offenses (Nonviolent)	5	5	0
Liquor Law Violations	5	5	0
Trespass of Real Property	4	4	0
All Other Offenses	954	927	27
Others	8	8	0
Cabell CO SO			
TOTAL	1,431	1,376	55

DNR - 5 - Cabell

Drug/Narcotic Violations	2	2	0
All Other Offenses	16	16	0
DNR - 5 - Cabell			
TOTAL	18	18	0

ARRESTS (Group "A" and "B") by AGENCY

2010

# of ARRESTS	Adult Arrests	Juvenile Arrests
--------------	---------------	------------------

Huntington PD

	# of ARRESTS	Adult Arrests	Juvenile Arrests
Murder and Nonnegligent Manslaughter	3	3	0
Forcible Rape	1	1	0
Sexual Assault With An Object	1	1	0
Forcible Fondling	3	3	0
Aggravated Assault	24	23	1
Simple Assault	214	200	14
Robbery	29	19	10
Arson	5	5	0
Burglary/Breaking & Entering	63	56	7
Counterfeiting/Forgery	15	15	0
Destruction/Damage/Vandalism of Property	7	7	0
False Pretenses/Swindle/Confidence Game	4	4	0
Credit Card/Automatic Teller Fraud	1	1	0
Shoplifting	18	15	3
Motor Vehicle Theft	5	5	0
Stolen Property Offenses	13	11	2
Drug/Narcotic Violations	225	209	16
Drug Equipment Violations	2	2	0
Prostitution	29	29	0
Weapon Law Violations	16	15	1
Bad Checks	6	6	0
Disorderly Conduct	208	202	6
Driving Under The Influence	190	190	0
Drunkenness	124	123	1
Liquor Law Violations	249	245	4
Trespass of Real Property	71	71	0
All Other Offenses	560	545	15
Others	18	13	5
Huntington PD	TOTAL	2,104	2,019
			85

ARRESTS (Group "A" and "B") by AGENCY

2010

	# of ARRESTS	Adult Arrests	Juvenile Arrests
Huntington SP			
Forcible Fondling	1	1	0
Aggravated Assault	4	4	0
Simple Assault	61	59	2
Intimidation	5	4	1
Robbery	3	2	1
Burglary/Breaking & Entering	7	7	0
Counterfeiting/Forgery	6	4	2
Destruction/Damage/Vandalism of Property	10	8	2
False Pretenses/Swindle/Confidence Game	2	2	0
Credit Card/Automatic Teller Fraud	1	1	0
Purse-snatching	1	1	0
Shoplifting	152	143	9
Theft From Motor Vehicle	3	3	0
Motor Vehicle Theft	4	4	0
Stolen Property Offenses	5	4	1
Drug/Narcotic Violations	139	135	4
Weapon Law Violations	2	2	0
Disorderly Conduct	8	8	0
Driving Under The Influence	43	43	0
Drunkenness	11	11	0
Family Offenses (Nonviolent)	3	3	0
Liquor Law Violations	28	28	0
Runaway	1	0	1
Trespass of Real Property	8	8	0
All Other Offenses	82	79	3
Others	17	13	3
Huntington SP	607	577	29
TOTAL	607	577	29

ARRESTS (Group "A" and "B") by AGENCY

2010

# of ARRESTS	Adult Arrests	Juvenile Arrests
--------------	---------------	------------------

Marshall Univ Police

Simple Assault	7	7	0
Intimidation	2	2	0
Robbery	1	1	0
Burglary/Breaking & Entering	1	1	0
Counterfeiting/Forgery	1	1	0
Destruction/Damage/Vandalism of Property	3	3	0
False Pretenses/Swindle/Confidence Game	1	1	0
Impersonation	1	1	0
Shoplifting	4	4	0
Theft From Building	10	10	0
Theft From Motor Vehicle	14	14	0
Motor Vehicle Theft	1	1	0
Stolen Property Offenses	6	6	0
Drug/Narcotic Violations	38	36	2
Weapon Law Violations	1	1	0
Disorderly Conduct	2	2	0
Driving Under The Influence	5	5	0
Drunkenness	11	11	0
Liquor Law Violations	105	103	2
Trespass of Real Property	1	1	0
All Other Offenses	5	5	0
Others	4	4	0

Marshall Univ Police	TOTAL	224	220	4
-----------------------------	--------------	------------	------------	----------

Milton PD

Aggravated Assault	4	3	1
Simple Assault	4	4	0
Intimidation	1	1	0
Destruction/Damage/Vandalism of Property	2	2	0
Shoplifting	3	3	0
Theft From Building	1	0	1
Theft From Motor Vehicle	1	1	0
Stolen Property Offenses	1	1	0
Drug/Narcotic Violations	9	9	0
Drug Equipment Violations	1	1	0
Disorderly Conduct	2	2	0
Driving Under The Influence	8	8	0
Drunkenness	2	2	0
Family Offenses (Nonviolent)	1	1	0
All Other Offenses	6	5	1
Others	2	2	0

Milton PD	TOTAL	48	45	3
------------------	--------------	-----------	-----------	----------

ARRESTS (Group "A" and "B") by AGENCY

2010

# of ARRESTS	Adult Arrests	Juvenile Arrests
--------------	---------------	------------------

tf Huntington Drug & Vio

Drug/Narcotic Violations	51	51	0
Weapon Law Violations	2	2	0
All Other Offenses	12	12	0
tf Huntington Drug & Vio CrimTOTAL	65	65	0
CABELL County TOTAL	4,943	4,732	210

Calhoun County

DNR - 6 - Calhoun

All Other Offenses	42	39	3
DNR - 6 - Calhoun TOTAL	42	39	3

Grantsville SP

Aggravated Assault	4	4	0
Simple Assault	20	20	0
Intimidation	4	4	0
Arson	1	1	0
Counterfeiting/Forgery	1	1	0
Destruction/Damage/Vandalism of Property	8	8	0
False Pretenses/Swindle/Confidence Game	5	5	0
Motor Vehicle Theft	5	4	1
Stolen Property Offenses	1	1	0
Drug/Narcotic Violations	33	33	0
Weapon Law Violations	2	2	0
Driving Under The Influence	4	4	0
Drunkenness	6	6	0
Liquor Law Violations	1	1	0
Trespass of Real Property	2	2	0
All Other Offenses	10	10	0
Others	1	0	1
Grantsville SP TOTAL	108	106	2
Calhoun County TOTAL	150	145	5

Clay County

ARRESTS (Group "A" and "B") by AGENCY

2010

# of ARRESTS	Adult Arrests	Juvenile Arrests
--------------	---------------	------------------

Clay SP

Forcible Rape		2	2	0
Aggravated Assault		6	6	0
Simple Assault		11	10	1
Intimidation		1	1	0
Arson		1	1	0
Burglary/Breaking & Entering		1	1	0
Destruction/Damage/Vandalism of Property		4	4	0
Stolen Property Offenses		1	1	0
Drug/Narcotic Violations		37	35	1
Driving Under The Influence		15	15	0
Drunkenness		7	7	0
Liquor Law Violations		1	1	0
Trespass of Real Property		2	2	0
All Other Offenses		20	20	0
Others		2	2	0
Clay SP	TOTAL	111	108	2

DNR - 3 - Clay

Weapon Law Violations		1	1	0
All Other Offenses		47	44	2
DNR - 3 - Clay	TOTAL	48	45	2

Clay	County	TOTAL	159	153	4
-------------	---------------	--------------	------------	------------	----------

Doddridge County

DNR - 6 - Doddridge

All Other Offenses		10	10	0
DNR - 6 - Doddridge	TOTAL	10	10	0

Doddridge Co SO

Aggravated Assault		2	2	0
Simple Assault		15	14	1
Kidnaping/Abduction		1	1	0
Shoplifting		1	1	0
Drug/Narcotic Violations		4	4	0
Weapon Law Violations		2	2	0
Disorderly Conduct		3	2	1
Driving Under The Influence		7	7	0
All Other Offenses		6	6	0
Doddridge Co SO	TOTAL	41	39	2

ARRESTS (Group "A" and "B") by AGENCY

2010

# of ARRESTS	Adult Arrests	Juvenile Arrests
--------------	---------------	------------------

West Union PD

Burglary/Breaking & Entering	1	1	0
Destruction/Damage/Vandalism of Property	2	2	0
All Other Offenses	2	2	0
Others	1	1	0

West Union PD			
TOTAL	6	6	0

West Union SP

Forcible Fondling	1	1	0
Statutory Rape	2	2	0
Aggravated Assault	2	2	0
Simple Assault	10	10	0
Intimidation	3	3	0
Destruction/Damage/Vandalism of Property	1	1	0
False Pretenses/Swindle/Confidence Game	1	1	0
Theft of Motor Vehicle Parts/Accessories	1	1	0
Drug/Narcotic Violations	11	11	0
Weapon Law Violations	1	1	0
Driving Under The Influence	3	3	0
Family Offenses (Nonviolent)	1	1	0
All Other Offenses	9	9	0
Others	1	1	0

West Union SP			
TOTAL	47	47	0

Doddridge County			
TOTAL	104	102	2

Fayette County

DNR - 4 - Fayette

All Other Offenses	8	8	0
--------------------	---	---	---

DNR - 4 - Fayette			
TOTAL	8	8	0

ARRESTS (Group "A" and "B") by AGENCY

2010

# of ARRESTS	Adult Arrests	Juvenile Arrests
--------------	---------------	------------------

Fayette Co SO

Forcible Rape	2	2	0
Forcible Fondling	1	1	0
Aggravated Assault	10	10	0
Simple Assault	51	51	0
Intimidation	15	15	0
Arson	1	1	0
Burglary/Breaking & Entering	3	3	0
Destruction/Damage/Vandalism of Property	5	5	0
Stolen Property Offenses	3	3	0
Drug/Narcotic Violations	14	14	0
Disorderly Conduct	4	4	0
Drunkenness	1	1	0
Trespass of Real Property	1	1	0
All Other Offenses	1	1	0
Others	2	2	0

Fayette Co SO	TOTAL	114	114	0
----------------------	--------------	------------	------------	----------

Gauley Bridge SP

Aggravated Assault	2	2	0
Simple Assault	4	4	0
Intimidation	1	1	0
False Pretenses/Swindle/Confidence Game	1	1	0
Motor Vehicle Theft	1	1	0
Stolen Property Offenses	1	1	0
Drug/Narcotic Violations	3	3	0
Disorderly Conduct	1	1	0
Driving Under The Influence	2	2	0
Liquor Law Violations	1	1	0
All Other Offenses	6	6	0
Others	1	1	0

Gauley Bridge SP	TOTAL	24	24	0
-------------------------	--------------	-----------	-----------	----------

ARRESTS (Group "A" and "B") by AGENCY

2010

# of ARRESTS	Adult Arrests	Juvenile Arrests
--------------	---------------	------------------

Montgomery PD

Simple Assault	6	6	0
Intimidation	1	1	0
Robbery	1	1	0
Destruction/Damage/Vandalism of Property	2	2	0
Shoplifting	4	4	0
Theft From Building	1	1	0
Theft From Motor Vehicle	2	2	0
Drug Equipment Violations	1	1	0
Disorderly Conduct	12	12	0
Driving Under The Influence	1	1	0
Drunkenness	12	12	0
All Other Offenses	3	3	0

Montgomery PD	TOTAL	46	46	0
----------------------	--------------	-----------	-----------	----------

Oak Hill PD

Aggravated Assault	1	1	0
Intimidation	1	1	0
Burglary/Breaking & Entering	1	1	0
Shoplifting	8	8	0
Drug/Narcotic Violations	5	5	0
Driving Under The Influence	7	7	0
Drunkenness	4	4	0
Liquor Law Violations	2	2	0
All Other Offenses	5	5	0
Others	1	1	0

Oak Hill PD	TOTAL	35	35	0
--------------------	--------------	-----------	-----------	----------

ARRESTS (Group "A" and "B") by AGENCY

2010

# of ARRESTS	Adult Arrests	Juvenile Arrests
--------------	---------------	------------------

Oak Hill SP

Forcible Rape	1	1	0
Statutory Rape	1	1	0
Aggravated Assault	3	3	0
Simple Assault	10	10	0
Intimidation	16	16	0
Robbery	1	1	0
Arson	1	1	0
Burglary/Breaking & Entering	3	3	0
Counterfeiting/Forgery	5	5	0
Destruction/Damage/Vandalism of Property	2	2	0
False Pretenses/Swindle/Confidence Game	1	1	0
Theft From Building	2	2	0
Theft From Motor Vehicle	1	1	0
Theft of Motor Vehicle Parts/Accessories	1	1	0
Stolen Property Offenses	1	1	0
Drug/Narcotic Violations	15	15	0
Driving Under The Influence	29	29	0
Family Offenses (Nonviolent)	3	3	0
All Other Offenses	10	10	0
Others	9	9	0

Oak Hill SP	TOTAL	115	115	0
--------------------	--------------	------------	------------	----------

Turnpike - Fayette

Drug/Narcotic Violations	1	1	0
Driving Under The Influence	1	1	0

Turnpike - Fayette	TOTAL	2	2	0
---------------------------	--------------	----------	----------	----------

WVU Tech-Security

Simple Assault	2	2	0
Robbery	1	1	0
Destruction/Damage/Vandalism of Property	2	2	0
Shoplifting	1	1	0
Drug/Narcotic Violations	2	2	0
Others	2	2	0

WVU Tech-Security	TOTAL	10	10	0
--------------------------	--------------	-----------	-----------	----------

Fayette	County	TOTAL	354	354	0
----------------	---------------	--------------	------------	------------	----------

Gilmer County

DNR - 6 - Gilmer

All Other Offenses	13	13	0
--------------------	----	----	---

DNR - 6 - Gilmer	TOTAL	13	13	0
-------------------------	--------------	-----------	-----------	----------

ARRESTS (Group "A" and "B") by AGENCY

2010

# of ARRESTS	Adult Arrests	Juvenile Arrests
--------------	---------------	------------------

Gilmer Co SO

Driving Under The Influence	2	2	0
-----------------------------	---	---	---

Gilmer Co SO	TOTAL	2	2	0
---------------------	--------------	----------	----------	----------

Glenville PD

Aggravated Assault	3	3	0
Simple Assault	6	6	0
Intimidation	1	1	0
Burglary/Breaking & Entering	1	1	0
Theft From Building	2	2	0
Theft From Motor Vehicle	3	3	0
Motor Vehicle Theft	1	1	0
Drug/Narcotic Violations	2	2	0
Driving Under The Influence	16	16	0
Liquor Law Violations	9	7	2
Trespass of Real Property	1	1	0
All Other Offenses	1	1	0
Others	5	3	2

Glenville PD	TOTAL	51	47	4
---------------------	--------------	-----------	-----------	----------

Glenville SP

Forcible Fondling	1	1	0
Statutory Rape	1	1	0
Aggravated Assault	6	6	0
Simple Assault	5	5	0
Intimidation	4	4	0
Burglary/Breaking & Entering	3	3	0
Counterfeiting/Forgery	2	2	0
Destruction/Damage/Vandalism of Property	3	3	0
False Pretenses/Swindle/Confidence Game	1	1	0
Shoplifting	1	1	0
Theft From Coin Operated Machine or Device	1	1	0
Drug/Narcotic Violations	6	6	0
Weapon Law Violations	2	2	0
Bad Checks	8	8	0
Driving Under The Influence	7	7	0
Drunkenness	2	2	0
Family Offenses (Nonviolent)	1	1	0
Liquor Law Violations	9	9	0
All Other Offenses	8	6	2
Others	4	4	0

Glenville SP	TOTAL	75	73	2
---------------------	--------------	-----------	-----------	----------

Gilmer	County	TOTAL	141	135	6
---------------	---------------	--------------	------------	------------	----------

Grant County

ARRESTS (Group "A" and "B") by AGENCY

2010

# of ARRESTS	Adult Arrests	Juvenile Arrests
--------------	---------------	------------------

DNR - 2 - Grant			
Drug/Narcotic Violations	2	2	0
All Other Offenses	52	49	3
DNR - 2 - Grant	54	51	3
TOTAL			
Grant Co SO			
Sexual Assault With An Object	1	1	0
Forcible Fondling	1	1	0
Aggravated Assault	6	6	0
Simple Assault	8	8	0
Intimidation	3	3	0
Burglary/Breaking & Entering	3	3	0
Counterfeiting/Forgery	1	1	0
Destruction/Damage/Vandalism of Property	2	2	0
False Pretenses/Swindle/Confidence Game	1	1	0
Impersonation	1	1	0
Shoplifting	1	1	0
Theft From Motor Vehicle	1	1	0
Drug/Narcotic Violations	15	15	0
Weapon Law Violations	3	3	0
Disorderly Conduct	1	1	0
Driving Under The Influence	23	23	0
Trespass of Real Property	3	3	0
All Other Offenses	6	6	0
Others	1	1	0
Grant Co SO	81	81	0
TOTAL			
Petersburg SP			
Aggravated Assault	4	4	0
Simple Assault	18	17	1
Intimidation	4	4	0
Burglary/Breaking & Entering	3	2	1
Destruction/Damage/Vandalism of Property	1	1	0
Motor Vehicle Theft	1	1	0
Stolen Property Offenses	1	1	0
Drug/Narcotic Violations	24	24	0
Drug Equipment Violations	4	4	0
Weapon Law Violations	1	1	0
Driving Under The Influence	13	13	0
Drunkenness	1	1	0
Family Offenses (Nonviolent)	5	5	0
Liquor Law Violations	7	5	2
All Other Offenses	18	18	0
Others	6	6	0
Petersburg SP	111	107	4
TOTAL			

ARRESTS (Group "A" and "B") by AGENCY

2010

# of ARRESTS	Adult Arrests	Juvenile Arrests
--------------	---------------	------------------

tf Potomac Highland Drug

Drug/Narcotic Violations	4	4	0
tf Potomac Highland Drug & VITOTAL	4	4	0
Grant County TOTAL	250	243	7

Greenbrier County

DNR - 4 - Greenbrier

Drug/Narcotic Violations	2	2	0
All Other Offenses	16	16	0
DNR - 4 - Greenbrier TOTAL	18	18	0

Greenbrier Co SO

Aggravated Assault	1	1	0
Simple Assault	6	6	0
Intimidation	1	1	0
Drug/Narcotic Violations	3	3	0
Driving Under The Influence	16	16	0
All Other Offenses	1	1	0
Greenbrier Co SO TOTAL	28	28	0

Lewisburg PD

Simple Assault	6	6	0
Destruction/Damage/Vandalism of Property	1	1	0
False Pretenses/Swindle/Confidence Game	1	1	0
Shoplifting	2	2	0
Stolen Property Offenses	1	1	0
Disorderly Conduct	3	3	0
Driving Under The Influence	50	50	0
All Other Offenses	2	2	0
Lewisburg PD TOTAL	66	66	0

ARRESTS (Group "A" and "B") by AGENCY

2010

# of ARRESTS	Adult Arrests	Juvenile Arrests
--------------	---------------	------------------

Lewisburg SP

Sexual Assault With An Object	1	1	0
Aggravated Assault	3	3	0
Simple Assault	8	8	0
Intimidation	4	4	0
Burglary/Breaking & Entering	1	1	0
Counterfeiting/Forgery	3	3	0
Destruction/Damage/Vandalism of Property	3	3	0
False Pretenses/Swindle/Confidence Game	2	2	0
Shoplifting	10	9	1
Theft From Building	3	3	0
Theft From Motor Vehicle	1	1	0
Motor Vehicle Theft	3	3	0
Drug/Narcotic Violations	26	25	1
Weapon Law Violations	1	1	0
Disorderly Conduct	1	1	0
Driving Under The Influence	34	34	0
Drunkenness	4	4	0
All Other Offenses	11	11	0
Others	14	13	1
Lewisburg SP	TOTAL	133	130
			3

Rainelle SP

Simple Assault	9	9	0
Intimidation	1	1	0
Destruction/Damage/Vandalism of Property	1	1	0
Shoplifting	6	4	2
Drug/Narcotic Violations	4	4	0
Driving Under The Influence	11	11	0
Drunkenness	2	2	0
Liquor Law Violations	1	1	0
All Other Offenses	4	4	0
Others	3	3	0
Rainelle SP	TOTAL	42	40
			2

Ronceverte PD

Forcible Rape	1	1	0
Simple Assault	9	9	0
Counterfeiting/Forgery	1	1	0
Destruction/Damage/Vandalism of Property	6	6	0
Drug/Narcotic Violations	2	2	0
Driving Under The Influence	12	12	0
Liquor Law Violations	2	1	1
All Other Offenses	1	1	0
Ronceverte PD	TOTAL	34	33
			1

ARRESTS (Group "A" and "B") by AGENCY

2010

# of ARRESTS	Adult Arrests	Juvenile Arrests
--------------	---------------	------------------

tf Greenbrier Co Drug

Drug/Narcotic Violations	13	13	0
Weapon Law Violations	1	1	0

tf Greenbrier Co Drug TOTAL 14 14 0

White Sulphur Springs PI

Simple Assault	4	4	0
Destruction/Damage/Vandalism of Property	1	1	0
Weapon Law Violations	2	2	0
Driving Under The Influence	106	106	0
All Other Offenses	1	1	0
Others	1	1	0

White Sulphur Springs PD TOTAL 115 115 0

Greenbrier County TOTAL 450 444 6

Hampshire County

DNR - 2 - Hampshire

Weapon Law Violations	1	1	0
All Other Offenses	34	33	1

DNR - 2 - Hampshire TOTAL 35 34 1

Hampshire Co SO

Forcible Fondling	2	2	0
Aggravated Assault	58	57	1
Simple Assault	23	23	0
Intimidation	13	13	0
Kidnaping/Abduction	1	1	0
Burglary/Breaking & Entering	15	15	0
Counterfeiting/Forgery	4	4	0
Destruction/Damage/Vandalism of Property	8	8	0
False Pretenses/Swindle/Confidence Game	5	5	0
Pocket-picking	1	1	0
Theft From Building	2	2	0
Theft From Motor Vehicle	8	8	0
Motor Vehicle Theft	2	2	0
Drug/Narcotic Violations	25	25	0
Weapon Law Violations	2	2	0
Driving Under The Influence	15	15	0
Family Offenses (Nonviolent)	1	1	0
Liquor Law Violations	1	1	0
Trespass of Real Property	1	1	0
All Other Offenses	21	21	0
Others	16	16	0

Hampshire Co SO TOTAL 224 223 1

ARRESTS (Group "A" and "B") by AGENCY

2010

# of ARRESTS	Adult Arrests	Juvenile Arrests
--------------	---------------	------------------

Romney PD

Forcible Rape	1	1	0
Aggravated Assault	8	8	0
Simple Assault	1	1	0
Intimidation	1	1	0
Arson	1	1	0
Burglary/Breaking & Entering	1	1	0
Destruction/Damage/Vandalism of Property	1	1	0
False Pretenses/Swindle/Confidence Game	1	1	0
Drug/Narcotic Violations	5	5	0
Driving Under The Influence	1	1	0
All Other Offenses	2	2	0
Others	2	2	0

Romney PD	TOTAL	25	25	0
------------------	--------------	-----------	-----------	----------

Romney SP

Forcible Rape	6	6	0
Forcible Sodomy	1	1	0
Forcible Fondling	1	1	0
Statutory Rape	1	1	0
Aggravated Assault	3	3	0
Simple Assault	24	24	0
Intimidation	16	16	0
Arson	1	1	0
Burglary/Breaking & Entering	8	8	0
Counterfeiting/Forgery	9	9	0
Destruction/Damage/Vandalism of Property	20	19	1
False Pretenses/Swindle/Confidence Game	5	5	0
Shoplifting	1	0	1
Motor Vehicle Theft	1	1	0
Stolen Property Offenses	5	5	0
Drug/Narcotic Violations	43	43	0
Weapon Law Violations	4	4	0
Driving Under The Influence	61	61	0
Drunkenness	9	9	0
Family Offenses (Nonviolent)	3	3	0
Liquor Law Violations	10	9	1
Trespass of Real Property	4	4	0
All Other Offenses	64	63	0
Others	5	5	0

Romney SP	TOTAL	305	301	3
------------------	--------------	------------	------------	----------

Hampshire County	TOTAL	589	583	5
-------------------------	--------------	------------	------------	----------

Hancock County

ARRESTS (Group "A" and "B") by AGENCY

2010

# of ARRESTS	Adult Arrests	Juvenile Arrests
--------------	---------------	------------------

DNR - 1 - Hancock			
All Other Offenses	25	23	2
DNR - 1 - Hancock	TOTAL	25	23
Hancock Co SO			
Aggravated Assault	2	2	0
Simple Assault	17	16	1
Intimidation	1	1	0
Burglary/Breaking & Entering	1	1	0
Destruction/Damage/Vandalism of Property	2	1	1
Motor Vehicle Theft	3	1	2
Drug/Narcotic Violations	5	5	0
Weapon Law Violations	1	1	0
Disorderly Conduct	8	8	0
Driving Under The Influence	66	66	0
Drunkenness	8	8	0
Runaway	1	0	1
Trespass of Real Property	8	8	0
All Other Offenses	17	16	1
Hancock Co SO	TOTAL	140	134
New Cumberland SP			
Forcible Rape	1	1	0
Aggravated Assault	1	1	0
Simple Assault	1	1	0
Counterfeiting/Forgery	2	2	0
Motor Vehicle Theft	1	1	0
Drug/Narcotic Violations	1	1	0
Driving Under The Influence	73	73	0
Liquor Law Violations	1	1	0
All Other Offenses	6	6	0
Others	1	1	0
New Cumberland SP	TOTAL	88	88
tf Hancock-Brooke Drug			
Drug/Narcotic Violations	35	35	0
tf Hancock-Brooke Drug	TOTAL	35	35

ARRESTS (Group "A" and "B") by AGENCY

2010

# of ARRESTS	Adult Arrests	Juvenile Arrests
--------------	---------------	------------------

Weirton PD

Murder and Nonnegligent Manslaughter	1	1	0	
Forcible Fondling	1	1	0	
Statutory Rape	1	1	0	
Aggravated Assault	7	5	2	
Simple Assault	90	69	21	
Intimidation	5	3	2	
Robbery	1	1	0	
Arson	1	1	0	
Burglary/Breaking & Entering	14	14	0	
Counterfeiting/Forgery	7	7	0	
Destruction/Damage/Vandalism of Property	12	7	5	
False Pretenses/Swindle/Confidence Game	5	5	0	
Credit Card/Automatic Teller Fraud	1	1	0	
Shoplifting	91	85	6	
Motor Vehicle Theft	1	0	1	
Stolen Property Offenses	12	10	2	
Drug/Narcotic Violations	93	88	5	
Assisting or Promoting Prostitution	1	1	0	
Weapon Law Violations	6	6	0	
Disorderly Conduct	72	68	4	
Driving Under The Influence	70	68	2	
Drunkenness	33	32	1	
Family Offenses (Nonviolent)	2	2	0	
Liquor Law Violations	18	13	5	
Trespass of Real Property	8	8	0	
All Other Offenses	77	63	14	
Others	6	6	0	
Weirton PD	TOTAL	636	566	70
Hancock County	TOTAL	924	846	78

Hardy County

DNR - 2 - Hardy				
All Other Offenses	30	30	0	
DNR - 2 - Hardy	TOTAL	30	30	0

ARRESTS (Group "A" and "B") by AGENCY

2010

# of ARRESTS	Adult Arrests	Juvenile Arrests
--------------	---------------	------------------

Hardy Co SO

Aggravated Assault	1	1	0
Simple Assault	11	11	0
Kidnaping/Abduction	1	1	0
Robbery	2	2	0
Burglary/Breaking & Entering	3	3	0
Destruction/Damage/Vandalism of Property	2	2	0
False Pretenses/Swindle/Confidence Game	1	1	0
Drug/Narcotic Violations	3	3	0
Weapon Law Violations	1	1	0
Driving Under The Influence	11	11	0
Liquor Law Violations	1	1	0
Trespass of Real Property	4	4	0
All Other Offenses	5	5	0

Hardy Co SO	TOTAL	46	46	0
--------------------	--------------	-----------	-----------	----------

Moorefield PD

Forcible Fondling	1	1	0
Aggravated Assault	4	4	0
Simple Assault	18	18	0
Intimidation	3	3	0
Burglary/Breaking & Entering	3	3	0
Counterfeiting/Forgery	2	2	0
Destruction/Damage/Vandalism of Property	3	3	0
False Pretenses/Swindle/Confidence Game	1	1	0
Shoplifting	1	1	0
Theft From Building	1	1	0
Motor Vehicle Theft	1	1	0
Stolen Property Offenses	1	1	0
Drug/Narcotic Violations	22	22	0
Bad Checks	1	1	0
Disorderly Conduct	1	1	0
Driving Under The Influence	20	20	0
Drunkenness	1	1	0
Liquor Law Violations	1	1	0
All Other Offenses	16	16	0
Others	2	2	0

Moorefield PD	TOTAL	103	103	0
----------------------	--------------	------------	------------	----------

ARRESTS (Group "A" and "B") by AGENCY

2010

# of ARRESTS	Adult Arrests	Juvenile Arrests
--------------	---------------	------------------

Moorefield SP

Forcible Rape	1	1	0		
Sexual Assault With An Object	1	1	0		
Forcible Fondling	2	2	0		
Aggravated Assault	3	3	0		
Simple Assault	22	21	1		
Intimidation	4	3	1		
Burglary/Breaking & Entering	2	2	0		
Destruction/Damage/Vandalism of Property	4	4	0		
False Pretenses/Swindle/Confidence Game	1	1	0		
Motor Vehicle Theft	2	2	0		
Drug/Narcotic Violations	26	26	0		
Weapon Law Violations	1	1	0		
Driving Under The Influence	18	18	0		
Drunkenness	3	3	0		
Family Offenses (Nonviolent)	2	2	0		
Liquor Law Violations	5	4	1		
Trespass of Real Property	3	3	0		
All Other Offenses	23	22	1		
Others	4	4	0		
Moorefield SP	TOTAL	127	123	4	
Hardy	County	TOTAL	306	302	4

Harrison County

ARRESTS (Group "A" and "B") by AGENCY

2010

# of ARRESTS	Adult Arrests	Juvenile Arrests
--------------	---------------	------------------

Bridgeport PD

	# of ARRESTS	Adult Arrests	Juvenile Arrests
Aggravated Assault	11	10	1
Simple Assault	48	41	7
Intimidation	5	5	0
Burglary/Breaking & Entering	3	3	0
Counterfeiting/Forgery	2	2	0
Destruction/Damage/Vandalism of Property	10	6	4
False Pretenses/Swindle/Confidence Game	4	4	0
Credit Card/Automatic Teller Fraud	2	2	0
Shoplifting	179	123	56
Theft From Building	6	6	0
Theft From Motor Vehicle	1	1	0
Stolen Property Offenses	2	2	0
Drug/Narcotic Violations	30	23	7
Pornography/Obscene Material	3	3	0
Weapon Law Violations	2	1	1
Disorderly Conduct	1	1	0
Driving Under The Influence	34	34	0
Drunkenness	4	4	0
Family Offenses (Nonviolent)	6	6	0
Liquor Law Violations	8	6	2
All Other Offenses	135	128	7
Others	18	17	1
Bridgeport PD	514	428	86
TOTAL	514	428	86

ARRESTS (Group "A" and "B") by AGENCY

2010

# of ARRESTS	Adult Arrests	Juvenile Arrests
--------------	---------------	------------------

Bridgeport SP

Murder and Nonnegligent Manslaughter	2	2	0
Forcible Rape	1	1	0
Sexual Assault With An Object	1	1	0
Aggravated Assault	9	9	0
Simple Assault	29	25	4
Intimidation	9	8	1
Burglary/Breaking & Entering	5	4	1
Counterfeiting/Forgery	3	3	0
Destruction/Damage/Vandalism of Property	12	12	0
False Pretenses/Swindle/Confidence Game	2	2	0
Impersonation	1	1	0
Shoplifting	8	8	0
Motor Vehicle Theft	1	1	0
Stolen Property Offenses	1	1	0
Drug/Narcotic Violations	21	21	0
Drug Equipment Violations	2	2	0
Weapon Law Violations	2	2	0
Driving Under The Influence	31	31	0
Drunkenness	2	2	0
Family Offenses (Nonviolent)	3	3	0
Trespass of Real Property	1	1	0
All Other Offenses	29	28	1
Others	11	11	0
Bridgeport SP	TOTAL	186	179
			7

ARRESTS (Group "A" and "B") by AGENCY

2010

# of ARRESTS	Adult Arrests	Juvenile Arrests
--------------	---------------	------------------

Clarksburg PD

Forcible Fondling	3	3	0
Aggravated Assault	32	31	1
Simple Assault	259	252	7
Intimidation	9	9	0
Robbery	4	3	1
Arson	2	2	0
Burglary/Breaking & Entering	14	14	0
Counterfeiting/Forgery	2	2	0
Destruction/Damage/Vandalism of Property	12	12	0
False Pretenses/Swindle/Confidence Game	9	9	0
Credit Card/Automatic Teller Fraud	7	7	0
Shoplifting	177	174	3
Theft From Motor Vehicle	1	1	0
Motor Vehicle Theft	1	1	0
Stolen Property Offenses	2	2	0
Drug/Narcotic Violations	37	37	0
Drug Equipment Violations	1	1	0
Prostitution	4	4	0
Assisting or Promoting Prostitution	5	5	0
Weapon Law Violations	2	2	0
Bad Checks	3	3	0
Curfew/Loitering/Vagrancy Violations	1	0	1
Disorderly Conduct	14	14	0
Driving Under The Influence	74	74	0
Family Offenses (Nonviolent)	1	1	0
Liquor Law Violations	1	1	0
Trespass of Real Property	9	9	0
All Other Offenses	171	168	3
Others	21	21	0
Clarksburg PD	TOTAL	878	16

DNR - 1 - Harrison

All Other Offenses	62	62	0
DNR - 1 - Harrison	TOTAL	62	0

ARRESTS (Group "A" and "B") by AGENCY

2010

# of ARRESTS	Adult Arrests	Juvenile Arrests
--------------	---------------	------------------

Harrison Co SO

Forcible Fondling	1	1	0
Aggravated Assault	28	27	1
Simple Assault	72	69	3
Intimidation	3	2	1
Kidnaping/Abduction	1	1	0
Robbery	4	4	0
Burglary/Breaking & Entering	14	14	0
Counterfeiting/Forgery	7	7	0
Destruction/Damage/Vandalism of Property	13	13	0
False Pretenses/Swindle/Confidence Game	4	4	0
Credit Card/Automatic Teller Fraud	3	3	0
Shoplifting	2	2	0
Motor Vehicle Theft	4	4	0
Drug/Narcotic Violations	27	27	0
Weapon Law Violations	1	1	0
Bad Checks	49	49	0
Disorderly Conduct	2	2	0
Driving Under The Influence	125	123	2
Drunkenness	2	2	0
Family Offenses (Nonviolent)	1	1	0
Trespass of Real Property	2	1	1
All Other Offenses	366	365	1
Others	33	33	0

Harrison Co SO	TOTAL	764	755	9
-----------------------	--------------	------------	------------	----------

Lumberport PD

Drug/Narcotic Violations	1	1	0
Driving Under The Influence	1	1	0
All Other Offenses	3	3	0

Lumberport PD	TOTAL	5	5	0
----------------------	--------------	----------	----------	----------

Nutter Fort PD

Aggravated Assault	2	2	0
Simple Assault	3	3	0
Intimidation	1	1	0
Burglary/Breaking & Entering	4	4	0
Destruction/Damage/Vandalism of Property	2	2	0
Drug/Narcotic Violations	3	3	0
Driving Under The Influence	6	6	0
All Other Offenses	20	20	0
Others	2	2	0

Nutter Fort PD	TOTAL	43	43	0
-----------------------	--------------	-----------	-----------	----------

ARRESTS (Group "A" and "B") by AGENCY

2010

# of ARRESTS	Adult Arrests	Juvenile Arrests
--------------	---------------	------------------

Salem PD			
Simple Assault	6	6	0
Intimidation	1	1	0
All Other Offenses	1	1	0
Salem PD	8	8	0
Shinnston PD			
Aggravated Assault	5	5	0
Simple Assault	5	5	0
Arson	1	1	0
False Pretenses/Swindle/Confidence Game	1	1	0
Shoplifting	2	2	0
Drug/Narcotic Violations	3	3	0
Curfew/Loitering/Vagrancy Violations	1	0	1
Disorderly Conduct	2	2	0
Driving Under The Influence	7	7	0
Drunkenness	11	11	0
Trespass of Real Property	2	2	0
All Other Offenses	24	24	0
Others	6	6	0
Shinnston PD	70	69	1
Stonewood PD			
Simple Assault	1	1	0
Stonewood PD	1	1	0
tf Harrison Co Drug & Vio			
Drug/Narcotic Violations	8	8	0
tf Harrison Co Drug & Vio Crin	8	8	0
HARRISON County	2,539	2,420	119

Jackson County

DNR - 6 - Jackson			
Drug/Narcotic Violations	1	1	0
Weapon Law Violations	2	2	0
All Other Offenses	94	85	9
DNR - 6 - Jackson	97	88	9

ARRESTS (Group "A" and "B") by AGENCY

2010

# of ARRESTS	Adult Arrests	Juvenile Arrests
--------------	---------------	------------------

Jackson Co SO

Murder and Nonnegligent Manslaughter	1	1	0
Aggravated Assault	7	7	0
Simple Assault	37	37	0
Intimidation	1	1	0
Burglary/Breaking & Entering	1	1	0
Weapon Law Violations	1	1	0
Disorderly Conduct	1	1	0
Driving Under The Influence	46	46	0
Liquor Law Violations	1	1	0
All Other Offenses	5	5	0

Jackson Co SO	TOTAL	101	101	0
----------------------	--------------	------------	------------	----------

Ravenswood PD

Aggravated Assault	6	5	1
Simple Assault	13	13	0
Intimidation	2	2	0
Robbery	2	2	0
Burglary/Breaking & Entering	2	1	1
Destruction/Damage/Vandalism of Property	3	3	0
False Pretenses/Swindle/Confidence Game	1	1	0
Purse-snatching	1	1	0
Shoplifting	6	4	2
Theft From Motor Vehicle	1	1	0
Stolen Property Offenses	1	1	0
Drug/Narcotic Violations	9	9	0
Weapon Law Violations	1	1	0
Disorderly Conduct	1	1	0
Driving Under The Influence	14	14	0
Drunkenness	3	3	0
Liquor Law Violations	1	1	0
All Other Offenses	7	7	0
Others	4	4	0

Ravenswood PD	TOTAL	78	74	4
----------------------	--------------	-----------	-----------	----------

ARRESTS (Group "A" and "B") by AGENCY

2010

# of ARRESTS	Adult Arrests	Juvenile Arrests
--------------	---------------	------------------

Ripley PD

Forcible Rape	1	0	1
Simple Assault	13	13	0
Intimidation	1	1	0
Burglary/Breaking & Entering	2	2	0
Counterfeiting/Forgery	3	3	0
False Pretenses/Swindle/Confidence Game	3	3	0
Purse-snatching	1	1	0
Shoplifting	1	1	0
Drug/Narcotic Violations	1	1	0
Driving Under The Influence	21	21	0
All Other Offenses	5	5	0
Others	11	11	0

Ripley PD	TOTAL	63	62	1
------------------	--------------	-----------	-----------	----------

Ripley SP

Aggravated Assault	2	2	0
Simple Assault	5	5	0
Intimidation	4	4	0
Kidnaping/Abduction	1	1	0
Burglary/Breaking & Entering	7	7	0
Counterfeiting/Forgery	2	2	0
Destruction/Damage/Vandalism of Property	4	3	1
Stolen Property Offenses	1	1	0
Drug/Narcotic Violations	22	22	0
Weapon Law Violations	1	1	0
Driving Under The Influence	9	9	0
Drunkenness	1	1	0
Trespass of Real Property	1	1	0
All Other Offenses	13	13	0
Others	4	3	1

Ripley SP	TOTAL	77	75	2
------------------	--------------	-----------	-----------	----------

Jackson County	TOTAL	416	400	16
-----------------------	--------------	------------	------------	-----------

Jefferson County

ARRESTS (Group "A" and "B") by AGENCY

2010

# of ARRESTS	Adult Arrests	Juvenile Arrests
--------------	---------------	------------------

Charles Town PD

Aggravated Assault	1	1	0
Simple Assault	13	13	0
Intimidation	1	1	0
Destruction/Damage/Vandalism of Property	2	0	2
Stolen Property Offenses	1	1	0
Drug/Narcotic Violations	16	14	2
Weapon Law Violations	1	1	0
Disorderly Conduct	1	0	1
Driving Under The Influence	59	59	0
All Other Offenses	16	16	0
Others	3	2	1
Charles Town PD	TOTAL	114	108
			6

DNR - 2 - Jefferson

Drug/Narcotic Violations	1	1	0
All Other Offenses	143	139	4
DNR - 2 - Jefferson	TOTAL	144	140
			4

Harpers Ferry PD

Aggravated Assault	2	2	0
Simple Assault	9	9	0
Intimidation	1	1	0
Destruction/Damage/Vandalism of Property	1	1	0
Drug/Narcotic Violations	30	28	2
Disorderly Conduct	2	2	0
Driving Under The Influence	29	29	0
Drunkenness	5	5	0
Liquor Law Violations	5	4	1
All Other Offenses	27	26	1
Harpers Ferry PD	TOTAL	111	107
			4

ARRESTS (Group "A" and "B") by AGENCY

2010

# of ARRESTS	Adult Arrests	Juvenile Arrests
--------------	---------------	------------------

Jefferson Co SO

Aggravated Assault	3	3	0		
Simple Assault	37	37	0		
Intimidation	2	2	0		
Burglary/Breaking & Entering	1	1	0		
Counterfeiting/Forgery	2	2	0		
False Pretenses/Swindle/Confidence Game	2	2	0		
Shoplifting	1	1	0		
Theft From Building	1	1	0		
Motor Vehicle Theft	1	1	0		
Stolen Property Offenses	3	3	0		
Drug/Narcotic Violations	40	40	0		
Weapon Law Violations	1	1	0		
Disorderly Conduct	1	1	0		
Driving Under The Influence	79	79	0		
Drunkenness	1	1	0		
Liquor Law Violations	4	4	0		
All Other Offenses	45	45	0		
Others	10	10	0		
Jefferson Co SO				TOTAL	
	234	234	0		

ARRESTS (Group "A" and "B") by AGENCY

2010

# of ARRESTS	Adult Arrests	Juvenile Arrests
--------------	---------------	------------------

Kearneysville SP

	# of ARRESTS	Adult Arrests	Juvenile Arrests
Sexual Assault With An Object	1	0	1
Forcible Fondling	1	1	0
Aggravated Assault	15	15	0
Simple Assault	47	47	0
Intimidation	20	20	0
Burglary/Breaking & Entering	8	8	0
Counterfeiting/Forgery	6	6	0
Destruction/Damage/Vandalism of Property	7	7	0
False Pretenses/Swindle/Confidence Game	2	2	0
Credit Card/Automatic Teller Fraud	4	4	0
Shoplifting	15	15	0
Theft From Building	2	2	0
Theft From Coin Operated Machine or Device	1	1	0
Theft of Motor Vehicle Parts/Accessories	1	1	0
Motor Vehicle Theft	2	1	1
Stolen Property Offenses	4	4	0
Drug/Narcotic Violations	91	90	1
Betting/Wagering	9	9	0
Pornography/Obscene Material	1	0	1
Weapon Law Violations	2	2	0
Disorderly Conduct	10	10	0
Driving Under The Influence	196	195	1
Drunkenness	19	19	0
Family Offenses (Nonviolent)	1	1	0
Liquor Law Violations	20	16	4
Trespass of Real Property	5	5	0
All Other Offenses	47	47	0
Others	4	4	0
Kearneysville SP	541	532	9
TOTAL	541	532	9

ARRESTS (Group "A" and "B") by AGENCY

2010

# of ARRESTS	Adult Arrests	Juvenile Arrests
--------------	---------------	------------------

Ranson PD

Aggravated Assault	4	4	0
Simple Assault	19	19	0
Intimidation	1	1	0
Destruction/Damage/Vandalism of Property	2	2	0
False Pretenses/Swindle/Confidence Game	2	2	0
Impersonation	1	1	0
Shoplifting	20	20	0
Stolen Property Offenses	1	1	0
Drug/Narcotic Violations	29	29	0
Weapon Law Violations	2	2	0
Disorderly Conduct	15	15	0
Driving Under The Influence	56	56	0
Drunkenness	24	24	0
Liquor Law Violations	5	5	0
Trespass of Real Property	5	5	0
All Other Offenses	38	38	0
Others	14	14	0
Ranson PD	TOTAL	238	238
			0

Shepherd University

Drug/Narcotic Violations	9	9	0
Driving Under The Influence	1	1	0
Drunkenness	4	4	0
Liquor Law Violations	4	3	1
Shepherd University	TOTAL	18	17
			1

Shepherdstown PD

Aggravated Assault	1	1	0
Drug/Narcotic Violations	1	1	0
Disorderly Conduct	3	3	0
Driving Under The Influence	2	2	0
Drunkenness	2	2	0
All Other Offenses	6	6	0
Others	1	1	0
Shepherdstown PD	TOTAL	16	16
			0

Jefferson	County	TOTAL	1,416	1,392	24
------------------	---------------	--------------	--------------	--------------	-----------

KANAWHA County

BCI - SO Charleston

Drug/Narcotic Violations	8	8	0
All Other Offenses	4	4	0
BCI - SO Charleston	TOTAL	12	12
			0

ARRESTS (Group "A" and "B") by AGENCY

2010

# of ARRESTS	Adult Arrests	Juvenile Arrests
--------------	---------------	------------------

Charleston PD

	# of ARRESTS	Adult Arrests	Juvenile Arrests	
Murder and Nonnegligent Manslaughter	4	3	1	
Forcible Rape	2	2	0	
Forcible Sodomy	2	1	1	
Forcible Fondling	3	3	0	
Aggravated Assault	106	97	9	
Simple Assault	539	516	23	
Intimidation	91	88	3	
Kidnaping/Abduction	6	6	0	
Robbery	16	15	1	
Arson	1	1	0	
Burglary/Breaking & Entering	49	47	2	
Counterfeiting/Forgery	26	26	0	
Destruction/Damage/Vandalism of Property	33	32	1	
False Pretenses/Swindle/Confidence Game	4	4	0	
Credit Card/Automatic Teller Fraud	3	3	0	
Impersonation	1	1	0	
Shoplifting	660	637	23	
Theft From Building	1	1	0	
Theft From Motor Vehicle	26	20	6	
Theft of Motor Vehicle Parts/Accessories	1	1	0	
Motor Vehicle Theft	7	6	1	
Stolen Property Offenses	22	19	3	
Drug/Narcotic Violations	450	425	25	
Drug Equipment Violations	6	6	0	
Prostitution	11	11	0	
Assisting or Promoting Prostitution	29	29	0	
Weapon Law Violations	27	25	2	
Bad Checks	5	5	0	
Curfew/Loitering/Vagrancy Violations	1	1	0	
Disorderly Conduct	32	30	2	
Driving Under The Influence	393	390	3	
Drunkenness	956	955	1	
Family Offenses (Nonviolent)	1	1	0	
Liquor Law Violations	28	28	0	
Trespass of Real Property	12	8	4	
All Other Offenses	1,816	1,779	37	
Others	54	53	1	
Charleston PD	TOTAL	5,424	5,275	149

ARRESTS (Group "A" and "B") by AGENCY

2010

# of ARRESTS	Adult Arrests	Juvenile Arrests
--------------	---------------	------------------

DNR - 5 - Kanawha

Destruction/Damage/Vandalism of Property	1	1	0
Impersonation	1	1	0
Drug/Narcotic Violations	1	1	0
All Other Offenses	95	87	8

DNR - 5 - Kanawha	TOTAL	98	90	8
--------------------------	--------------	-----------	-----------	----------

Dunbar PD

Aggravated Assault	14	13	1
Simple Assault	66	66	0
Kidnaping/Abduction	1	1	0
Robbery	2	2	0
Burglary/Breaking & Entering	3	2	1
Counterfeiting/Forgery	7	7	0
Destruction/Damage/Vandalism of Property	2	2	0
Welfare Fraud	1	1	0
Shoplifting	7	7	0
Theft From Motor Vehicle	3	3	0
Stolen Property Offenses	6	6	0
Drug/Narcotic Violations	43	43	0
Drug Equipment Violations	2	2	0
Pornography/Obscene Material	1	1	0
Weapon Law Violations	5	5	0
Disorderly Conduct	2	2	0
Driving Under The Influence	14	14	0
Drunkenness	13	13	0
Liquor Law Violations	2	2	0
All Other Offenses	45	45	0
Others	6	5	1

Dunbar PD	TOTAL	245	242	3
------------------	--------------	------------	------------	----------

ARRESTS (Group "A" and "B") by AGENCY

2010

# of ARRESTS	Adult Arrests	Juvenile Arrests
--------------	---------------	------------------

Kanawha Co SO

	# of ARRESTS	Adult Arrests	Juvenile Arrests
Murder and Nonnegligent Manslaughter	1	1	0
Forcible Rape	1	1	0
Sexual Assault With An Object	3	3	0
Forcible Fondling	3	3	0
Aggravated Assault	126	121	5
Simple Assault	672	638	34
Intimidation	17	14	3
Robbery	7	7	0
Arson	2	2	0
Burglary/Breaking & Entering	47	44	3
Counterfeiting/Forgery	12	11	1
Destruction/Damage/Vandalism of Property	48	44	4
False Pretenses/Swindle/Confidence Game	12	12	0
Credit Card/Automatic Teller Fraud	6	6	0
Shoplifting	43	40	3
Theft From Building	1	1	0
Theft From Motor Vehicle	11	10	1
Motor Vehicle Theft	16	15	1
Stolen Property Offenses	37	36	1
Drug/Narcotic Violations	341	318	23
Drug Equipment Violations	19	19	0
Pornography/Obscene Material	4	4	0
Weapon Law Violations	25	24	1
Bad Checks	5	5	0
Curfew/Loitering/Vagrancy Violations	1	0	1
Disorderly Conduct	15	6	9
Driving Under The Influence	219	219	0
Drunkenness	280	280	0
Liquor Law Violations	20	19	1
Runaway	2	0	2
Trespass of Real Property	8	8	0
All Other Offenses	1,183	1,082	101
Others	56	49	7
Kanawha Co SO	TOTAL	3,243	3,042
			201

ARRESTS (Group "A" and "B") by AGENCY

2010

# of ARRESTS	Adult Arrests	Juvenile Arrests
--------------	---------------	------------------

Nitro PD

Aggravated Assault	6	6	0	
Simple Assault	41	40	1	
Intimidation	1	1	0	
Kidnaping/Abduction	1	1	0	
Robbery	3	3	0	
Burglary/Breaking & Entering	3	3	0	
Counterfeiting/Forgery	5	5	0	
Destruction/Damage/Vandalism of Property	8	8	0	
False Pretenses/Swindle/Confidence Game	4	4	0	
Credit Card/Automatic Teller Fraud	1	1	0	
Shoplifting	53	53	0	
Theft From Motor Vehicle	2	2	0	
Motor Vehicle Theft	4	4	0	
Stolen Property Offenses	2	2	0	
Drug/Narcotic Violations	87	86	1	
Drug Equipment Violations	2	2	0	
Weapon Law Violations	5	5	0	
Curfew/Loitering/Vagrancy Violations	24	4	20	
Disorderly Conduct	17	17	0	
Driving Under The Influence	68	68	0	
Drunkenness	53	53	0	
Liquor Law Violations	17	17	0	
Trespass of Real Property	3	3	0	
All Other Offenses	58	58	0	
Others	3	3	0	
Nitro PD	471	449	22	TOTAL

ARRESTS (Group "A" and "B") by AGENCY

2010

# of ARRESTS	Adult Arrests	Juvenile Arrests
--------------	---------------	------------------

Quincy SP

Statutory Rape	1	1	0
Aggravated Assault	5	5	0
Simple Assault	33	33	0
Intimidation	5	4	1
Kidnaping/Abduction	3	3	0
Burglary/Breaking & Entering	4	4	0
Counterfeiting/Forgery	5	5	0
Destruction/Damage/Vandalism of Property	4	4	0
False Pretenses/Swindle/Confidence Game	3	3	0
Shoplifting	11	11	0
Theft From Building	2	2	0
Theft From Motor Vehicle	1	1	0
Theft of Motor Vehicle Parts/Accessories	3	3	0
Stolen Property Offenses	2	2	0
Drug/Narcotic Violations	166	163	3
Drug Equipment Violations	7	7	0
Driving Under The Influence	12	12	0
Drunkenness	45	45	0
Family Offenses (Nonviolent)	1	1	0
Liquor Law Violations	3	2	1
Trespass of Real Property	1	1	0
All Other Offenses	30	30	0
Others	9	9	0
Quincy SP	TOTAL	356	351
			5

ARRESTS (Group "A" and "B") by AGENCY

2010

# of ARRESTS	Adult Arrests	Juvenile Arrests
--------------	---------------	------------------

So Charleston SP

Forcible Rape	5	4	1
Forcible Sodomy	1	0	1
Sexual Assault With An Object	1	1	0
Aggravated Assault	29	28	1
Simple Assault	107	102	4
Intimidation	17	15	1
Robbery	2	2	0
Burglary/Breaking & Entering	12	12	0
Counterfeiting/Forgery	4	4	0
Destruction/Damage/Vandalism of Property	21	19	1
False Pretenses/Swindle/Confidence Game	18	17	0
Impersonation	3	3	0
Shoplifting	9	9	0
Theft of Motor Vehicle Parts/Accessories	1	1	0
Motor Vehicle Theft	5	2	2
Stolen Property Offenses	24	24	0
Drug/Narcotic Violations	479	473	6
Drug Equipment Violations	47	47	0
Weapon Law Violations	18	18	0
Disorderly Conduct	5	5	0
Driving Under The Influence	84	84	0
Drunkenness	23	23	0
Liquor Law Violations	20	17	3
Trespass of Real Property	1	1	0
All Other Offenses	124	122	1
Others	15	13	2
So Charleston SP	TOTAL	1,075	1,046
			23

ARRESTS (Group "A" and "B") by AGENCY

2010

# of ARRESTS	Adult Arrests	Juvenile Arrests
--------------	---------------	------------------

South Charleston PD

Sexual Assault With An Object	1	1	0	
Aggravated Assault	27	24	3	
Simple Assault	63	56	7	
Intimidation	10	10	0	
Kidnaping/Abduction	4	4	0	
Robbery	4	4	0	
Burglary/Breaking & Entering	15	10	5	
Counterfeiting/Forgery	11	11	0	
Destruction/Damage/Vandalism of Property	11	11	0	
False Pretenses/Swindle/Confidence Game	1	1	0	
Shoplifting	109	105	4	
Theft From Building	1	1	0	
Theft From Motor Vehicle	6	1	5	
Theft of Motor Vehicle Parts/Accessories	1	1	0	
Motor Vehicle Theft	3	3	0	
Stolen Property Offenses	12	11	1	
Drug/Narcotic Violations	132	130	2	
Drug Equipment Violations	4	4	0	
Assisting or Promoting Prostitution	1	1	0	
Weapon Law Violations	9	9	0	
Curfew/Loitering/Vagrancy Violations	13	0	13	
Disorderly Conduct	11	11	0	
Driving Under The Influence	78	78	0	
Drunkenness	56	56	0	
Liquor Law Violations	63	62	1	
Runaway	1	0	1	
Trespass of Real Property	2	2	0	
All Other Offenses	151	145	6	
Others	30	29	1	
South Charleston PD	TOTAL	830	781	49

ARRESTS (Group "A" and "B") by AGENCY

2010

# of ARRESTS	Adult Arrests	Juvenile Arrests
--------------	---------------	------------------

St Albans PD

Murder and Nonnegligent Manslaughter	1	1	0
Aggravated Assault	5	5	0
Simple Assault	63	62	1
Intimidation	5	5	0
Robbery	1	1	0
Burglary/Breaking & Entering	5	4	1
Counterfeiting/Forgery	3	3	0
Destruction/Damage/Vandalism of Property	8	8	0
False Pretenses/Swindle/Confidence Game	3	3	0
Credit Card/Automatic Teller Fraud	4	4	0
Shoplifting	95	93	2
Theft From Building	5	3	2
Theft From Motor Vehicle	8	7	1
Motor Vehicle Theft	1	1	0
Stolen Property Offenses	5	4	1
Drug/Narcotic Violations	41	39	2
Drug Equipment Violations	1	1	0
Weapon Law Violations	4	3	1
Driving Under The Influence	13	13	0
Drunkenness	5	5	0
Liquor Law Violations	1	1	0
Trespass of Real Property	4	4	0
All Other Offenses	16	16	0
Others	12	10	2

St Albans PD	TOTAL	309	296	13
---------------------	--------------	------------	------------	-----------

tf Metro Drug Enforceme

Counterfeiting/Forgery	1	1	0
False Pretenses/Swindle/Confidence Game	1	1	0
Stolen Property Offenses	1	1	0
Drug/Narcotic Violations	93	93	0
Drug Equipment Violations	8	8	0
Weapon Law Violations	2	2	0

tf Metro Drug Enforcement	TOTAL	106	106	0
----------------------------------	--------------	------------	------------	----------

Turnpike - Kanawha

Destruction/Damage/Vandalism of Property	2	2	0
Drug/Narcotic Violations	25	25	0
Driving Under The Influence	24	24	0
All Other Offenses	2	2	0

Turnpike - Kanawha	TOTAL	53	53	0
---------------------------	--------------	-----------	-----------	----------

ARRESTS (Group "A" and "B") by AGENCY

2010

# of ARRESTS	Adult Arrests	Juvenile Arrests
--------------	---------------	------------------

WV STATE UNIVERSITY

Aggravated Assault	2	2	0
Simple Assault	1	1	0
Drug/Narcotic Violations	1	1	0
Pornography/Obscene Material	1	1	0
Weapon Law Violations	1	0	1
Driving Under The Influence	1	1	0
Drunkenness	1	1	0
All Other Offenses	2	2	0
WV STATE UNIVERSITY	TOTAL	10	9
Kanawha County	TOTAL	12,232	11,752
			474

Lewis County

DNR - 3 - Lewis

All Other Offenses	88	85	3
DNR - 3 - Lewis	TOTAL	88	85
			3

Lewis Co SO

Murder and Nonnegligent Manslaughter	2	2	0
Forcible Fondling	1	1	0
Aggravated Assault	8	8	0
Simple Assault	11	11	0
Intimidation	3	3	0
Counterfeiting/Forgery	1	1	0
Destruction/Damage/Vandalism of Property	3	3	0
Theft From Building	3	3	0
Drug/Narcotic Violations	3	2	1
Drug Equipment Violations	2	2	0
Driving Under The Influence	17	16	1
Liquor Law Violations	2	2	0
Trespass of Real Property	1	1	0
All Other Offenses	3	3	0
Lewis Co SO	TOTAL	60	58
			2

ARRESTS (Group "A" and "B") by AGENCY

2010

# of ARRESTS	Adult Arrests	Juvenile Arrests
--------------	---------------	------------------

Weston PD

Sexual Assault With An Object	1	1	0
Aggravated Assault	2	1	1
Simple Assault	13	12	1
Burglary/Breaking & Entering	2	0	2
Destruction/Damage/Vandalism of Property	1	1	0
False Pretenses/Swindle/Confidence Game	3	1	2
Credit Card/Automatic Teller Fraud	1	1	0
Shoplifting	5	3	2
Motor Vehicle Theft	1	1	0
Weapon Law Violations	2	2	0
Driving Under The Influence	7	7	0
Drunkenness	1	1	0
All Other Offenses	1	0	1
Others	4	4	0

Weston PD	TOTAL	44	35	9
------------------	--------------	-----------	-----------	----------

Weston SP

Sexual Assault With An Object	3	3	0
Forcible Fondling	1	1	0
Aggravated Assault	2	2	0
Simple Assault	24	24	0
Intimidation	6	6	0
Burglary/Breaking & Entering	8	8	0
Counterfeiting/Forgery	8	8	0
Destruction/Damage/Vandalism of Property	5	5	0
False Pretenses/Swindle/Confidence Game	2	2	0
Shoplifting	8	7	1
Motor Vehicle Theft	2	2	0
Stolen Property Offenses	2	2	0
Drug/Narcotic Violations	33	33	0
Drug Equipment Violations	1	1	0
Weapon Law Violations	1	1	0
Driving Under The Influence	16	16	0
Drunkenness	3	3	0
Family Offenses (Nonviolent)	1	1	0
Runaway	2	0	2
Trespass of Real Property	3	3	0
All Other Offenses	20	20	0
Others	18	18	0

Weston SP	TOTAL	169	166	3
------------------	--------------	------------	------------	----------

Lewis	County	TOTAL	361	344	17
--------------	---------------	--------------	------------	------------	-----------

Lincoln County

ARRESTS (Group "A" and "B") by AGENCY

2010

# of ARRESTS	Adult Arrests	Juvenile Arrests
--------------	---------------	------------------

DNR - 5 - Lincoln					
All Other Offenses		27	25	2	
DNR - 5 - Lincoln	TOTAL	27	25	2	
Hamlin PD					
Destruction/Damage/Vandalism of Property		1	1	0	
Disorderly Conduct		1	1	0	
Driving Under The Influence		2	2	0	
Others		1	1	0	
Hamlin PD	TOTAL	5	5	0	
Hamlin SP					
Forcible Rape		3	2	1	
Forcible Fondling		1	0	1	
Aggravated Assault		20	19	1	
Simple Assault		80	78	2	
Intimidation		32	31	1	
Kidnaping/Abduction		1	1	0	
Robbery		2	2	0	
Burglary/Breaking & Entering		23	22	1	
Counterfeiting/Forgery		12	12	0	
Destruction/Damage/Vandalism of Property		21	15	6	
False Pretenses/Swindle/Confidence Game		8	8	0	
Impersonation		2	2	0	
Shoplifting		15	14	1	
Theft From Motor Vehicle		1	1	0	
Theft of Motor Vehicle Parts/Accessories		3	3	0	
Motor Vehicle Theft		5	5	0	
Stolen Property Offenses		1	1	0	
Drug/Narcotic Violations		145	143	2	
Drug Equipment Violations		15	15	0	
Weapon Law Violations		5	5	0	
Disorderly Conduct		1	1	0	
Driving Under The Influence		28	28	0	
Drunkenness		30	30	0	
Family Offenses (Nonviolent)		2	2	0	
Liquor Law Violations		5	4	1	
Trespass of Real Property		1	1	0	
All Other Offenses		29	29	0	
Others		29	29	0	
Hamlin SP	TOTAL	520	503	17	
Lincoln	County	TOTAL	552	533	19

Logan County

ARRESTS (Group "A" and "B") by AGENCY

2010

# of ARRESTS	Adult Arrests	Juvenile Arrests
--------------	---------------	------------------

Chapmanville PD

Aggravated Assault	6	6	0
Simple Assault	3	3	0
Burglary/Breaking & Entering	2	2	0
Counterfeiting/Forgery	1	1	0
False Pretenses/Swindle/Confidence Game	1	1	0
Shoplifting	2	2	0
Motor Vehicle Theft	1	1	0
Stolen Property Offenses	1	1	0
Drug/Narcotic Violations	14	14	0
Weapon Law Violations	2	2	0
Disorderly Conduct	1	1	0
Driving Under The Influence	5	5	0
Drunkenness	3	3	0
Liquor Law Violations	1	1	0
All Other Offenses	6	6	0
Others	5	5	0

Chapmanville PD	TOTAL	54	54	0
------------------------	--------------	-----------	-----------	----------

DNR - 5 - Logan

Drug/Narcotic Violations	2	2	0
Weapon Law Violations	1	1	0
Driving Under The Influence	1	1	0
All Other Offenses	122	112	10

DNR - 5 - Logan	TOTAL	126	116	10
------------------------	--------------	------------	------------	-----------

ARRESTS (Group "A" and "B") by AGENCY

2010

# of ARRESTS	Adult Arrests	Juvenile Arrests
--------------	---------------	------------------

Logan Co SO

Murder and Nonnegligent Manslaughter	1	1	0
Forcible Fondling	1	1	0
Aggravated Assault	39	39	0
Simple Assault	3	3	0
Intimidation	3	3	0
Arson	2	2	0
Burglary/Breaking & Entering	1	1	0
Destruction/Damage/Vandalism of Property	3	3	0
False Pretenses/Swindle/Confidence Game	2	2	0
Shoplifting	1	1	0
Theft From Motor Vehicle	2	2	0
Stolen Property Offenses	1	1	0
Drug/Narcotic Violations	9	9	0
Weapon Law Violations	2	2	0
Bad Checks	1	1	0
Disorderly Conduct	2	2	0
Driving Under The Influence	10	10	0
Drunkenness	5	5	0
Liquor Law Violations	3	3	0
Trespass of Real Property	2	2	0
All Other Offenses	21	21	0
Others	4	4	0
Logan Co SO	TOTAL	118	118
			0

ARRESTS (Group "A" and "B") by AGENCY

2010

# of ARRESTS	Adult Arrests	Juvenile Arrests
--------------	---------------	------------------

Logan PD

Sexual Assault With An Object	1	1	0	
Aggravated Assault	8	8	0	
Simple Assault	38	34	4	
Intimidation	4	4	0	
Robbery	1	1	0	
Burglary/Breaking & Entering	8	8	0	
Counterfeiting/Forgery	2	1	1	
Destruction/Damage/Vandalism of Property	1	1	0	
False Pretenses/Swindle/Confidence Game	2	2	0	
Shoplifting	147	138	9	
Theft From Building	4	4	0	
Motor Vehicle Theft	1	1	0	
Stolen Property Offenses	2	2	0	
Drug/Narcotic Violations	13	13	0	
Weapon Law Violations	1	1	0	
Disorderly Conduct	3	3	0	
Driving Under The Influence	15	15	0	
Drunkenness	6	5	1	
Liquor Law Violations	1	1	0	
All Other Offenses	2	2	0	
Others	5	4	1	
Logan PD	265	249	16	TOTAL

ARRESTS (Group "A" and "B") by AGENCY

2010

# of ARRESTS	Adult Arrests	Juvenile Arrests
--------------	---------------	------------------

Logan SP

Murder and Nonnegligent Manslaughter	1	1	0	
Forcible Rape	2	2	0	
Forcible Sodomy	1	0	1	
Sexual Assault With An Object	1	1	0	
Forcible Fondling	2	2	0	
Aggravated Assault	34	30	4	
Simple Assault	96	95	1	
Intimidation	9	8	1	
Kidnaping/Abduction	2	2	0	
Robbery	4	4	0	
Arson	2	2	0	
Burglary/Breaking & Entering	40	36	4	
Counterfeiting/Forgery	6	6	0	
Destruction/Damage/Vandalism of Property	26	24	2	
False Pretenses/Swindle/Confidence Game	12	12	0	
Wire Fraud	5	5	0	
Shoplifting	21	20	1	
Theft From Building	17	16	1	
Theft From Motor Vehicle	2	2	0	
Motor Vehicle Theft	13	11	2	
Stolen Property Offenses	5	5	0	
Drug/Narcotic Violations	241	237	4	
Drug Equipment Violations	3	3	0	
Assisting or Promoting Prostitution	1	1	0	
Weapon Law Violations	6	6	0	
Disorderly Conduct	7	7	0	
Driving Under The Influence	53	53	0	
Drunkenness	31	29	2	
Family Offenses (Nonviolent)	2	2	0	
Liquor Law Violations	18	15	3	
Trespass of Real Property	3	3	0	
All Other Offenses	84	82	2	
Others	15	15	0	
Logan SP	TOTAL	765	737	28

tf U S 119 Task Force

Counterfeiting/Forgery	3	3	0
False Pretenses/Swindle/Confidence Game	2	2	0
Drug/Narcotic Violations	58	58	0
Weapon Law Violations	4	4	0
All Other Offenses	3	3	0

tf U S 119 Task Force	TOTAL	70	70	0
------------------------------	--------------	-----------	-----------	----------

LOGAN	County	TOTAL	1,398	1,344	54
--------------	---------------	--------------	--------------	--------------	-----------

ARRESTS (Group "A" and "B") by AGENCY

2010

# of ARRESTS	Adult Arrests	Juvenile Arrests
--------------	---------------	------------------

MARION County

BCI - Fairmont			
Drug/Narcotic Violations	25	25	0
BCI - Fairmont	TOTAL	25	0
DNR - 1 - Marion			
Driving Under The Influence	1	1	0
All Other Offenses	52	51	1
DNR - 1 - Marion	TOTAL	53	1
Fairmont Campus Police			
Simple Assault	3	3	0
Stolen Property Offenses	1	1	0
Drug/Narcotic Violations	1	1	0
Fairmont Campus Police	TOTAL	5	0

ARRESTS (Group "A" and "B") by AGENCY

2010

# of ARRESTS	Adult Arrests	Juvenile Arrests
--------------	---------------	------------------

Fairmont PD

Forcible Rape	2	2	0	
Forcible Fondling	1	1	0	
Statutory Rape	2	2	0	
Aggravated Assault	19	19	0	
Simple Assault	102	94	8	
Intimidation	5	5	0	
Robbery	1	1	0	
Burglary/Breaking & Entering	16	14	2	
Counterfeiting/Forgery	3	3	0	
Destruction/Damage/Vandalism of Property	22	19	3	
False Pretenses/Swindle/Confidence Game	3	1	2	
Credit Card/Automatic Teller Fraud	1	1	0	
Impersonation	1	1	0	
Shoplifting	26	24	1	
Theft From Building	5	5	0	
Theft From Motor Vehicle	3	3	0	
Motor Vehicle Theft	3	3	0	
Stolen Property Offenses	3	3	0	
Drug/Narcotic Violations	27	23	4	
Pornography/Obscene Material	1	1	0	
Weapon Law Violations	3	2	1	
Bad Checks	3	3	0	
Disorderly Conduct	47	45	2	
Driving Under The Influence	80	80	0	
Liquor Law Violations	71	61	10	
Runaway	3	0	3	
Trespass of Real Property	4	4	0	
All Other Offenses	266	256	10	
Others	23	22	1	
Fairmont PD	TOTAL	746	698	47

ARRESTS (Group "A" and "B") by AGENCY

2010

# of ARRESTS	Adult Arrests	Juvenile Arrests
--------------	---------------	------------------

Fairmont SP

Forcible Rape	1	1	0	
Forcible Sodomy	1	1	0	
Sexual Assault With An Object	1	1	0	
Aggravated Assault	5	5	0	
Simple Assault	20	20	0	
Intimidation	3	3	0	
Burglary/Breaking & Entering	10	8	2	
Counterfeiting/Forgery	1	1	0	
Destruction/Damage/Vandalism of Property	7	6	1	
False Pretenses/Swindle/Confidence Game	3	3	0	
Credit Card/Automatic Teller Fraud	1	1	0	
Shoplifting	4	4	0	
Motor Vehicle Theft	3	3	0	
Stolen Property Offenses	3	3	0	
Drug/Narcotic Violations	17	17	0	
Pornography/Obscene Material	1	1	0	
Weapon Law Violations	5	5	0	
Driving Under The Influence	6	6	0	
Family Offenses (Nonviolent)	2	2	0	
Liquor Law Violations	2	2	0	
Trespass of Real Property	1	1	0	
All Other Offenses	22	20	2	
Others	14	14	0	
Fairmont SP	TOTAL	133	128	5

ARRESTS (Group "A" and "B") by AGENCY

2010

# of ARRESTS	Adult Arrests	Juvenile Arrests
--------------	---------------	------------------

Marion Co SO

Forcible Rape	1	1	0
Forcible Fondling	1	1	0
Aggravated Assault	23	21	2
Simple Assault	3	3	0
Intimidation	2	2	0
Burglary/Breaking & Entering	5	5	0
Counterfeiting/Forgery	4	4	0
Destruction/Damage/Vandalism of Property	6	5	1
Impersonation	2	2	0
Shoplifting	6	5	1
Motor Vehicle Theft	3	3	0
Stolen Property Offenses	1	1	0
Drug/Narcotic Violations	35	35	0
Weapon Law Violations	1	1	0
Disorderly Conduct	4	4	0
Driving Under The Influence	40	39	1
Drunkenness	4	4	0
Liquor Law Violations	2	1	1
All Other Offenses	14	13	1
Others	10	10	0
Marion Co SO	TOTAL	167	160
		7	

TF--3 RIVERS

Burglary/Breaking & Entering	1	1	0
Drug/Narcotic Violations	25	25	0
All Other Offenses	2	2	0
TF--3 RIVERS	TOTAL	28	0

MARION	County	TOTAL	1,157	1,096	60
---------------	---------------	--------------	--------------	--------------	-----------

Marshall County

Benwood PD

Simple Assault	4	4	0
Intimidation	2	2	0
Robbery	1	1	0
Shoplifting	7	7	0
Drug/Narcotic Violations	2	2	0
Disorderly Conduct	3	3	0
Driving Under The Influence	38	38	0
Drunkenness	3	3	0
Liquor Law Violations	1	0	1
All Other Offenses	15	15	0
Others	1	1	0
Benwood PD	TOTAL	77	76
			1

ARRESTS (Group "A" and "B") by AGENCY

2010

# of ARRESTS	Adult Arrests	Juvenile Arrests
--------------	---------------	------------------

DNR - 1 - Marshall				
	All Other Offenses	14	11	1
DNR - 1 - Marshall	TOTAL	14	11	1
Glen Dale PD				
	Incest	1	1	0
	Burglary/Breaking & Entering	3	3	0
	Destruction/Damage/Vandalism of Property	3	2	1
	Theft From Building	3	3	0
	Drug/Narcotic Violations	1	1	0
	Driving Under The Influence	9	9	0
	Drunkenness	5	4	1
	Liquor Law Violations	3	3	0
	All Other Offenses	2	2	0
	Others	1	1	0
Glen Dale PD	TOTAL	31	29	2
Marshall Co SO				
	Aggravated Assault	4	4	0
	Simple Assault	54	31	23
	Intimidation	2	2	0
	Burglary/Breaking & Entering	8	6	2
	Counterfeiting/Forgery	1	1	0
	Destruction/Damage/Vandalism of Property	4	3	1
	Motor Vehicle Theft	2	0	2
	Drug/Narcotic Violations	33	24	9
	Weapon Law Violations	1	1	0
	Disorderly Conduct	4	4	0
	Driving Under The Influence	39	37	2
	Liquor Law Violations	9	2	7
	Trespass of Real Property	1	0	1
	All Other Offenses	248	196	52
	Others	5	2	3
Marshall Co SO	TOTAL	415	313	102

ARRESTS (Group "A" and "B") by AGENCY

2010

# of ARRESTS	Adult Arrests	Juvenile Arrests
--------------	---------------	------------------

Moundsville PD

Statutory Rape	1	1	0
Aggravated Assault	8	8	0
Simple Assault	60	56	4
Intimidation	3	3	0
Robbery	2	2	0
Burglary/Breaking & Entering	5	2	3
Counterfeiting/Forgery	2	2	0
Destruction/Damage/Vandalism of Property	3	3	0
Credit Card/Automatic Teller Fraud	3	3	0
Shoplifting	47	46	1
Theft From Building	2	2	0
Motor Vehicle Theft	1	0	1
Drug/Narcotic Violations	25	23	2
Assisting or Promoting Prostitution	1	1	0
Weapon Law Violations	8	6	2
Disorderly Conduct	31	29	2
Driving Under The Influence	28	28	0
Drunkenness	85	85	0
Liquor Law Violations	20	13	7
Runaway	1	0	1
Trespass of Real Property	10	8	2
All Other Offenses	48	48	0
Others	5	4	1

Moundsville PD	TOTAL	399	373	26
-----------------------	--------------	------------	------------	-----------

Moundsville SP

Sexual Assault With An Object	1	1	0
Forcible Fondling	4	4	0
Simple Assault	20	20	0
Intimidation	3	3	0
Burglary/Breaking & Entering	4	4	0
Counterfeiting/Forgery	1	1	0
Shoplifting	2	2	0
Theft From Building	3	3	0
Theft From Motor Vehicle	1	1	0
Stolen Property Offenses	1	1	0
Drug/Narcotic Violations	57	57	0
Weapon Law Violations	2	2	0
Driving Under The Influence	34	34	0
Liquor Law Violations	7	7	0
All Other Offenses	12	11	1

Moundsville SP	TOTAL	152	151	1
-----------------------	--------------	------------	------------	----------

Marshall County	TOTAL	1,088	953	133
------------------------	--------------	--------------	------------	------------

ARRESTS (Group "A" and "B") by AGENCY

2010

# of ARRESTS	Adult Arrests	Juvenile Arrests
--------------	---------------	------------------

Mason County

DNR - 5 - Mason

Trespass of Real Property	2	2	0
All Other Offenses	85	82	3

DNR - 5 - Mason	87	84	3
------------------------	-----------	-----------	----------

Mason Co SO

Forcible Fondling	1	1	0
Aggravated Assault	2	2	0
Simple Assault	5	5	0
Intimidation	4	4	0
Theft From Building	1	1	0
Drug/Narcotic Violations	1	1	0
Driving Under The Influence	1	1	0
All Other Offenses	3	3	0

Mason Co SO	18	18	0
--------------------	-----------	-----------	----------

Mason PD

Simple Assault	1	1	0
Burglary/Breaking & Entering	1	1	0
Driving Under The Influence	1	1	0

Mason PD	3	3	0
-----------------	----------	----------	----------

New Haven PD

Simple Assault	1	1	0
Intimidation	1	1	0
Drug/Narcotic Violations	3	3	0
Driving Under The Influence	1	1	0

New Haven PD	6	6	0
---------------------	----------	----------	----------

ARRESTS (Group "A" and "B") by AGENCY

2010

# of ARRESTS	Adult Arrests	Juvenile Arrests
--------------	---------------	------------------

Point Pleasant PD

Aggravated Assault	2	2	0
Simple Assault	28	28	0
Intimidation	6	6	0
Robbery	2	2	0
Burglary/Breaking & Entering	2	2	0
Counterfeiting/Forgery	4	4	0
Destruction/Damage/Vandalism of Property	13	13	0
Credit Card/Automatic Teller Fraud	1	1	0
Shoplifting	16	16	0
Motor Vehicle Theft	6	6	0
Stolen Property Offenses	1	1	0
Drug/Narcotic Violations	9	9	0
Drug Equipment Violations	1	1	0
Disorderly Conduct	3	3	0
Driving Under The Influence	4	4	0
Drunkenness	2	2	0
All Other Offenses	2	2	0
Others	4	4	0

Point Pleasant PD	TOTAL	106	106	0
--------------------------	--------------	------------	------------	----------

Point Pleasant SP

Forcible Sodomy	1	1	0
Forcible Fondling	1	1	0
Aggravated Assault	4	4	0
Simple Assault	17	16	0
Intimidation	3	3	0
Burglary/Breaking & Entering	7	7	0
Counterfeiting/Forgery	3	3	0
Destruction/Damage/Vandalism of Property	9	8	0
False Pretenses/Swindle/Confidence Game	4	4	0
Impersonation	1	1	0
Shoplifting	3	3	0
Motor Vehicle Theft	4	4	0
Drug/Narcotic Violations	43	43	0
Drug Equipment Violations	2	2	0
Bad Checks	3	3	0
Driving Under The Influence	9	9	0
Drunkenness	3	3	0
Liquor Law Violations	13	13	0
Runaway	1	0	1
Trespass of Real Property	1	1	0
All Other Offenses	25	24	1
Others	12	12	0

Point Pleasant SP	TOTAL	169	165	2
--------------------------	--------------	------------	------------	----------

ARRESTS (Group "A" and "B") by AGENCY

2010

# of ARRESTS	Adult Arrests	Juvenile Arrests
--------------	---------------	------------------

Mason	County	TOTAL	389	382	5
--------------	---------------	--------------	------------	------------	----------

McDowell County

DNR - 4 - McDowell

Liquor Law Violations	2	2	0
All Other Offenses	44	40	4

DNR - 4 - McDowell		TOTAL	46	42	4
---------------------------	--	--------------	-----------	-----------	----------

Mc Dowell Co SO

Forcible Fondling	1	1	0
Aggravated Assault	20	20	0
Simple Assault	43	43	0
Intimidation	21	21	0
Kidnaping/Abduction	1	1	0
Robbery	3	3	0
Arson	2	2	0
Burglary/Breaking & Entering	12	12	0
Counterfeiting/Forgery	5	5	0
Destruction/Damage/Vandalism of Property	6	6	0
False Pretenses/Swindle/Confidence Game	1	1	0
Theft From Building	13	13	0
Theft of Motor Vehicle Parts/Accessories	1	1	0
Motor Vehicle Theft	2	2	0
Stolen Property Offenses	5	5	0
Drug/Narcotic Violations	66	66	0
Weapon Law Violations	3	3	0
Bad Checks	3	3	0
Disorderly Conduct	5	5	0
Driving Under The Influence	37	37	0
Liquor Law Violations	2	2	0
Trespass of Real Property	7	7	0
All Other Offenses	48	48	0
Others	19	19	0

Mc Dowell Co SO		TOTAL	326	326	0
------------------------	--	--------------	------------	------------	----------

Welch PD

Aggravated Assault	6	6	0
Simple Assault	1	1	0
Robbery	1	1	0
Theft From Building	3	3	0
Drug/Narcotic Violations	8	8	0
Driving Under The Influence	47	47	0
All Other Offenses	17	17	0
Others	2	2	0

Welch PD		TOTAL	85	85	0
-----------------	--	--------------	-----------	-----------	----------

ARRESTS (Group "A" and "B") by AGENCY

2010

# of ARRESTS	Adult Arrests	Juvenile Arrests
--------------	---------------	------------------

Welch SP

Murder and Nonnegligent Manslaughter	1	1	0
Sexual Assault With An Object	1	1	0
Forcible Fondling	2	2	0
Aggravated Assault	25	25	0
Simple Assault	24	24	0
Intimidation	26	26	0
Arson	1	1	0
Burglary/Breaking & Entering	6	6	0
Destruction/Damage/Vandalism of Property	5	5	0
Motor Vehicle Theft	1	1	0
Drug/Narcotic Violations	2	2	0
Disorderly Conduct	1	1	0
Driving Under The Influence	9	9	0
Drunkenness	9	9	0
Family Offenses (Nonviolent)	1	1	0
Trespass of Real Property	6	6	0
All Other Offenses	25	25	0
Others	4	4	0
Welch SP	TOTAL	149	149
McDowell	County	TOTAL	606
		602	4

Mercer County

BCI - Bluefield

Intimidation	3	3	0
Drug/Narcotic Violations	103	101	1
Prostitution	2	2	0
BCI - Bluefield	TOTAL	108	106
		1	

ARRESTS (Group "A" and "B") by AGENCY

2010

# of ARRESTS	Adult Arrests	Juvenile Arrests
--------------	---------------	------------------

Bluefield PD

Murder and Nonnegligent Manslaughter	2	1	1
Forcible Rape	1	1	0
Forcible Fondling	1	1	0
Aggravated Assault	13	13	0
Simple Assault	101	99	2
Intimidation	12	12	0
Kidnaping/Abduction	1	1	0
Robbery	1	1	0
Burglary/Breaking & Entering	11	8	3
Counterfeiting/Forgery	1	1	0
Destruction/Damage/Vandalism of Property	11	9	2
False Pretenses/Swindle/Confidence Game	1	1	0
Credit Card/Automatic Teller Fraud	2	2	0
Impersonation	1	1	0
Shoplifting	5	5	0
Theft From Building	3	1	2
Theft From Coin Operated Machine or Device	1	1	0
Motor Vehicle Theft	3	3	0
Stolen Property Offenses	2	2	0
Drug/Narcotic Violations	56	55	1
Prostitution	2	2	0
Assisting or Promoting Prostitution	16	16	0
Weapon Law Violations	1	1	0
Disorderly Conduct	33	33	0
Driving Under The Influence	28	28	0
Drunkenness	19	19	0
Family Offenses (Nonviolent)	3	3	0
Liquor Law Violations	3	2	1
Trespass of Real Property	2	2	0
All Other Offenses	134	133	1
Others	18	17	1

Bluefield PD	TOTAL	488	474	14
---------------------	--------------	------------	------------	-----------

Concord College Security

Forcible Rape	1	1	0
Aggravated Assault	1	1	0
Simple Assault	2	2	0
Intimidation	1	1	0
Counterfeiting/Forgery	1	1	0
Stolen Property Offenses	3	3	0
Drug/Narcotic Violations	8	8	0
Driving Under The Influence	2	2	0
Liquor Law Violations	3	3	0

Concord College Security	TOTAL	22	22	0
---------------------------------	--------------	-----------	-----------	----------

ARRESTS (Group "A" and "B") by AGENCY

2010

# of ARRESTS	Adult Arrests	Juvenile Arrests
--------------	---------------	------------------

DNR - 4 - Mercer

Driving Under The Influence	1	1	0
Trespass of Real Property	2	2	0
All Other Offenses	28	24	3

DNR - 4 - Mercer	TOTAL	31	27	3
-------------------------	--------------	-----------	-----------	----------

Mercer Co SO

Murder and Nonnegligent Manslaughter	1	1	0
Forcible Sodomy	1	1	0
Aggravated Assault	40	39	1
Simple Assault	118	115	3
Intimidation	7	7	0
Kidnaping/Abduction	1	1	0
Robbery	13	12	1
Burglary/Breaking & Entering	36	31	5
Counterfeiting/Forgery	9	9	0
Destruction/Damage/Vandalism of Property	13	12	1
False Pretenses/Swindle/Confidence Game	28	28	0
Impersonation	1	1	0
Purse-snatching	1	1	0
Shoplifting	61	54	7
Theft From Building	17	17	0
Theft From Motor Vehicle	6	6	0
Motor Vehicle Theft	9	8	1
Stolen Property Offenses	4	4	0
Drug/Narcotic Violations	85	75	10
Drug Equipment Violations	1	1	0
Prostitution	2	2	0
Pornography/Obscene Material	1	1	0
Weapon Law Violations	6	5	1
Bad Checks	85	85	0
Disorderly Conduct	21	19	2
Driving Under The Influence	40	40	0
Drunkenness	1	1	0
Liquor Law Violations	4	0	4
Trespass of Real Property	5	4	1
All Other Offenses	236	231	5
Others	19	19	0

Mercer Co SO	TOTAL	872	830	42
---------------------	--------------	------------	------------	-----------

ARRESTS (Group "A" and "B") by AGENCY

2010

# of ARRESTS	Adult Arrests	Juvenile Arrests
--------------	---------------	------------------

Princeton PD

Aggravated Assault	16	16	0
Simple Assault	67	67	0
Intimidation	12	12	0
Robbery	6	6	0
Burglary/Breaking & Entering	10	10	0
Counterfeiting/Forgery	10	10	0
Destruction/Damage/Vandalism of Property	7	7	0
False Pretenses/Swindle/Confidence Game	6	6	0
Purse-snatching	2	2	0
Shoplifting	10	10	0
Theft From Motor Vehicle	2	2	0
Theft of Motor Vehicle Parts/Accessories	1	1	0
Motor Vehicle Theft	1	1	0
Stolen Property Offenses	1	1	0
Drug/Narcotic Violations	48	47	1
Prostitution	12	12	0
Assisting or Promoting Prostitution	3	3	0
Weapon Law Violations	8	8	0
Disorderly Conduct	54	54	0
Driving Under The Influence	42	42	0
Liquor Law Violations	12	10	2
Trespass of Real Property	1	1	0
All Other Offenses	106	105	1
Others	21	21	0
Princeton PD	458	454	4
TOTAL	458	454	4

ARRESTS (Group "A" and "B") by AGENCY

2010

# of ARRESTS	Adult Arrests	Juvenile Arrests
--------------	---------------	------------------

Princeton SP

Murder and Nonnegligent Manslaughter	1	1	0
Forcible Rape	1	1	0
Forcible Sodomy	1	1	0
Forcible Fondling	4	4	0
Statutory Rape	1	1	0
Aggravated Assault	11	11	0
Simple Assault	115	114	1
Intimidation	39	39	0
Kidnaping/Abduction	1	1	0
Robbery	1	1	0
Burglary/Breaking & Entering	10	10	0
Counterfeiting/Forgery	6	6	0
Destruction/Damage/Vandalism of Property	35	35	0
False Pretenses/Swindle/Confidence Game	10	10	0
Credit Card/Automatic Teller Fraud	3	3	0
Impersonation	3	3	0
Shoplifting	39	39	0
Motor Vehicle Theft	3	3	0
Stolen Property Offenses	3	3	0
Drug/Narcotic Violations	34	34	0
Drug Equipment Violations	1	1	0
Weapon Law Violations	9	9	0
Disorderly Conduct	4	4	0
Driving Under The Influence	55	55	0
Drunkenness	6	6	0
Family Offenses (Nonviolent)	3	3	0
Liquor Law Violations	1	1	0
Trespass of Real Property	2	2	0
All Other Offenses	62	62	0
Others	58	58	0

Princeton SP	TOTAL	522	521	1
---------------------	--------------	------------	------------	----------

Turnpike - Mercer

Simple Assault	1	1	0
Motor Vehicle Theft	2	2	0
Stolen Property Offenses	1	0	1
Drug/Narcotic Violations	11	11	0
Driving Under The Influence	10	10	0
All Other Offenses	1	1	0

Turnpike - Mercer	TOTAL	26	25	1
--------------------------	--------------	-----------	-----------	----------

Mercer	County	TOTAL	2,527	2,459	66
---------------	---------------	--------------	--------------	--------------	-----------

Mineral County

ARRESTS (Group "A" and "B") by AGENCY

2010

# of ARRESTS	Adult Arrests	Juvenile Arrests
--------------	---------------	------------------

DNR - 2 - Mineral

Drug/Narcotic Violations	1	1	0		
Trespass of Real Property	2	2	0		
All Other Offenses	32	31	1		
DNR - 2 - Mineral				TOTAL	
	35	34	1		

Keyser PD

Forcible Fondling	1	0	1		
Aggravated Assault	3	2	1		
Simple Assault	17	14	3		
Burglary/Breaking & Entering	3	3	0		
Counterfeiting/Forgery	2	2	0		
Destruction/Damage/Vandalism of Property	6	5	1		
Credit Card/Automatic Teller Fraud	1	1	0		
Shoplifting	19	15	4		
Theft From Building	2	2	0		
Drug/Narcotic Violations	67	63	4		
Drug Equipment Violations	6	4	2		
Weapon Law Violations	1	1	0		
Disorderly Conduct	5	4	1		
Driving Under The Influence	17	16	1		
Drunkenness	27	27	0		
Liquor Law Violations	32	23	9		
All Other Offenses	13	12	1		
Keyser PD				TOTAL	
	222	194	28		

ARRESTS (Group "A" and "B") by AGENCY

2010

# of ARRESTS	Adult Arrests	Juvenile Arrests
--------------	---------------	------------------

Keyser SP

Forcible Fondling	1	1	0
Aggravated Assault	10	10	0
Simple Assault	70	67	3
Intimidation	21	20	1
Arson	7	7	0
Burglary/Breaking & Entering	31	30	1
Counterfeiting/Forgery	6	6	0
Destruction/Damage/Vandalism of Property	9	9	0
False Pretenses/Swindle/Confidence Game	3	3	0
Shoplifting	17	17	0
Motor Vehicle Theft	1	1	0
Stolen Property Offenses	7	6	1
Drug/Narcotic Violations	50	46	4
Drug Equipment Violations	1	1	0
Weapon Law Violations	2	2	0
Bad Checks	10	10	0
Disorderly Conduct	2	2	0
Driving Under The Influence	43	43	0
Drunkenness	1	1	0
Liquor Law Violations	13	13	0
Trespass of Real Property	1	1	0
All Other Offenses	65	65	0
Others	10	10	0
Keyser SP	TOTAL	381	371
			10

ARRESTS (Group "A" and "B") by AGENCY

2010

# of ARRESTS	Adult Arrests	Juvenile Arrests
--------------	---------------	------------------

Mineral Co SO

Forcible Rape	3	3	0
Sexual Assault With An Object	1	1	0
Incest	2	2	0
Statutory Rape	1	0	1
Aggravated Assault	19	19	0
Simple Assault	37	35	2
Intimidation	3	3	0
Robbery	1	1	0
Burglary/Breaking & Entering	3	3	0
Counterfeiting/Forgery	1	1	0
Destruction/Damage/Vandalism of Property	6	5	1
False Pretenses/Swindle/Confidence Game	4	4	0
Credit Card/Automatic Teller Fraud	1	1	0
Shoplifting	13	13	0
Theft From Motor Vehicle	1	0	1
Drug/Narcotic Violations	46	45	1
Drug Equipment Violations	3	3	0
Weapon Law Violations	1	1	0
Bad Checks	1	1	0
Disorderly Conduct	4	4	0
Driving Under The Influence	41	40	1
Drunkenness	9	8	1
Liquor Law Violations	1	1	0
All Other Offenses	20	20	0
Others	4	4	0

Mineral Co SO	TOTAL	226	218	8
----------------------	--------------	------------	------------	----------

Potomac State College Po

Forcible Fondling	1	1	0
Aggravated Assault	5	4	1
Simple Assault	1	1	0
Intimidation	1	1	0
Counterfeiting/Forgery	1	1	0
Destruction/Damage/Vandalism of Property	2	2	0
Drug/Narcotic Violations	6	6	0
Disorderly Conduct	1	1	0
Drunkenness	5	5	0
Liquor Law Violations	1	1	0
Trespass of Real Property	1	1	0
All Other Offenses	5	3	2
Others	1	1	0

Potomac State College Police	TOTAL	31	28	3
-------------------------------------	--------------	-----------	-----------	----------

Mineral County	TOTAL	895	845	50
-----------------------	--------------	------------	------------	-----------

ARRESTS (Group "A" and "B") by AGENCY

2010

# of ARRESTS	Adult Arrests	Juvenile Arrests
--------------	---------------	------------------

Mingo County

DNR - 5 - Mingo

Weapon Law Violations	1	1	0
All Other Offenses	77	71	6

DNR - 5 - Mingo	TOTAL	78	72	6
------------------------	--------------	-----------	-----------	----------

Gilbert SP

Forcible Fondling	1	1	0
Aggravated Assault	5	5	0
Simple Assault	10	10	0
Intimidation	8	8	0
Arson	1	1	0
Burglary/Breaking & Entering	4	4	0
Destruction/Damage/Vandalism of Property	1	1	0
Shoplifting	6	6	0
Motor Vehicle Theft	1	1	0
Stolen Property Offenses	1	1	0
Drug/Narcotic Violations	16	16	0
Disorderly Conduct	1	1	0
Driving Under The Influence	6	6	0
Liquor Law Violations	4	4	0
Trespass of Real Property	1	1	0
All Other Offenses	5	5	0
Others	6	6	0

Gilbert SP	TOTAL	77	77	0
-------------------	--------------	-----------	-----------	----------

Mingo Co SO

Forcible Fondling	1	1	0
Aggravated Assault	1	1	0
Simple Assault	43	43	0
Intimidation	13	13	0
Destruction/Damage/Vandalism of Property	1	1	0
Drug/Narcotic Violations	4	4	0
Assisting or Promoting Prostitution	1	1	0
Driving Under The Influence	26	26	0
All Other Offenses	9	9	0

Mingo Co SO	TOTAL	99	99	0
--------------------	--------------	-----------	-----------	----------

ARRESTS (Group "A" and "B") by AGENCY

2010

# of ARRESTS	Adult Arrests	Juvenile Arrests
--------------	---------------	------------------

Williamson PD

Aggravated Assault	3	3	0	
Simple Assault	19	18	1	
Robbery	1	1	0	
Burglary/Breaking & Entering	2	2	0	
Counterfeiting/Forgery	2	2	0	
Destruction/Damage/Vandalism of Property	4	4	0	
False Pretenses/Swindle/Confidence Game	1	1	0	
Pocket-picking	1	1	0	
Purse-snatching	1	1	0	
Theft From Building	1	1	0	
Theft From Coin Operated Machine or Device	1	1	0	
Stolen Property Offenses	3	3	0	
Drug/Narcotic Violations	8	8	0	
Disorderly Conduct	3	3	0	
Driving Under The Influence	1	1	0	
Drunkenness	1	1	0	
All Other Offenses	5	5	0	
Others	1	1	0	
Williamson PD	TOTAL	58	57	1

ARRESTS (Group "A" and "B") by AGENCY

2010

# of ARRESTS	Adult Arrests	Juvenile Arrests
--------------	---------------	------------------

Williamson SP

Forcible Rape		2	2	0
Statutory Rape		1	1	0
Aggravated Assault		13	13	0
Simple Assault		27	26	1
Intimidation		4	4	0
Robbery		4	4	0
Burglary/Breaking & Entering		8	8	0
Counterfeiting/Forgery		2	2	0
Destruction/Damage/Vandalism of Property		4	4	0
False Pretenses/Swindle/Confidence Game		2	2	0
Theft of Motor Vehicle Parts/Accessories		1	1	0
Motor Vehicle Theft		3	3	0
Stolen Property Offenses		2	2	0
Drug/Narcotic Violations		61	60	1
Prostitution		3	3	0
Weapon Law Violations		2	2	0
Disorderly Conduct		2	2	0
Driving Under The Influence		10	10	0
Drunkenness		11	11	0
Liquor Law Violations		3	2	1
Trespass of Real Property		1	1	0
All Other Offenses		20	20	0
Others		10	10	0
Williamson SP	TOTAL	196	193	3
Mingo	County	508	498	10

Monongalia County

DNR - 1 - Monongalia				
Trespass of Real Property		1	1	0
All Other Offenses		60	56	2
DNR - 1 - Monongalia	TOTAL	61	57	2

ARRESTS (Group "A" and "B") by AGENCY

2010

# of ARRESTS	Adult Arrests	Juvenile Arrests
--------------	---------------	------------------

Granville PD

Aggravated Assault	9	8	1
Counterfeiting/Forgery	2	2	0
Destruction/Damage/Vandalism of Property	3	3	0
False Pretenses/Swindle/Confidence Game	3	3	0
Shoplifting	28	24	4
Stolen Property Offenses	4	4	0
Drug/Narcotic Violations	18	18	0
Weapon Law Violations	1	1	0
Disorderly Conduct	1	0	1
Driving Under The Influence	5	5	0
Drunkenness	4	4	0
Trespass of Real Property	1	1	0
All Other Offenses	21	21	0
Others	11	11	0
Granville PD	TOTAL	111	105
			6

ARRESTS (Group "A" and "B") by AGENCY

2010

# of ARRESTS	Adult Arrests	Juvenile Arrests
--------------	---------------	------------------

Monongalia Co SO

Murder and Nonnegligent Manslaughter	1	1	0	
Forcible Rape	1	1	0	
Incest	2	2	0	
Aggravated Assault	71	71	0	
Simple Assault	14	14	0	
Intimidation	3	3	0	
Burglary/Breaking & Entering	24	22	2	
Counterfeiting/Forgery	3	3	0	
Destruction/Damage/Vandalism of Property	9	9	0	
False Pretenses/Swindle/Confidence Game	8	7	1	
Credit Card/Automatic Teller Fraud	4	4	0	
Impersonation	2	2	0	
Shoplifting	30	25	5	
Theft From Motor Vehicle	1	1	0	
Motor Vehicle Theft	4	3	1	
Stolen Property Offenses	5	5	0	
Drug/Narcotic Violations	28	28	0	
Pornography/Obscene Material	1	1	0	
Weapon Law Violations	5	5	0	
Bad Checks	3	3	0	
Disorderly Conduct	1	1	0	
Driving Under The Influence	237	236	1	
Drunkenness	5	5	0	
Liquor Law Violations	18	14	4	
Trespass of Real Property	3	2	1	
All Other Offenses	129	126	3	
Others	16	14	2	
Monongalia Co SO	TOTAL	628	608	20

ARRESTS (Group "A" and "B") by AGENCY

2010

# of ARRESTS	Adult Arrests	Juvenile Arrests
--------------	---------------	------------------

Morgantown PD

	# of ARRESTS	Adult Arrests	Juvenile Arrests
Murder and Nonnegligent Manslaughter	4	4	0
Forcible Rape	2	2	0
Sexual Assault With An Object	1	1	0
Forcible Fondling	2	2	0
Aggravated Assault	42	40	2
Simple Assault	101	95	6
Intimidation	13	10	3
Robbery	16	14	2
Arson	1	1	0
Burglary/Breaking & Entering	28	27	1
Counterfeiting/Forgery	13	12	1
Destruction/Damage/Vandalism of Property	27	26	1
Extortion/Blackmail	1	1	0
False Pretenses/Swindle/Confidence Game	7	6	1
Credit Card/Automatic Teller Fraud	7	7	0
Impersonation	2	2	0
Shoplifting	54	39	15
Theft From Building	4	4	0
Theft From Motor Vehicle	4	4	0
Theft of Motor Vehicle Parts/Accessories	1	1	0
Motor Vehicle Theft	2	1	1
Stolen Property Offenses	5	5	0
Drug/Narcotic Violations	92	82	10
Weapon Law Violations	14	14	0
Bad Checks	1	1	0
Disorderly Conduct	76	74	2
Driving Under The Influence	130	129	1
Drunkenness	65	65	0
Family Offenses (Nonviolent)	1	1	0
Liquor Law Violations	9	9	0
Runaway	1	0	1
Trespass of Real Property	11	8	3
All Other Offenses	150	145	5
Others	25	25	0
Morgantown PD	912	857	55
TOTAL	912	857	55

ARRESTS (Group "A" and "B") by AGENCY

2010

# of ARRESTS	Adult Arrests	Juvenile Arrests
--------------	---------------	------------------

Morgantown SP

Murder and Nonnegligent Manslaughter	1	1	0
Forcible Rape	3	3	0
Forcible Sodomy	1	1	0
Aggravated Assault	27	27	0
Simple Assault	43	43	0
Intimidation	5	5	0
Kidnaping/Abduction	1	1	0
Robbery	3	3	0
Arson	1	1	0
Burglary/Breaking & Entering	9	8	0
Counterfeiting/Forgery	5	4	1
Destruction/Damage/Vandalism of Property	15	15	0
False Pretenses/Swindle/Confidence Game	1	1	0
Shoplifting	71	55	16
Theft From Motor Vehicle	2	2	0
Theft of Motor Vehicle Parts/Accessories	1	1	0
Motor Vehicle Theft	4	1	3
Stolen Property Offenses	1	1	0
Drug/Narcotic Violations	27	26	1
Drug Equipment Violations	1	1	0
Weapon Law Violations	1	1	0
Disorderly Conduct	1	1	0
Driving Under The Influence	49	49	0
Drunkenness	3	3	0
Liquor Law Violations	15	15	0
Trespass of Real Property	4	4	0
All Other Offenses	40	39	1
Others	11	11	0

Morgantown SP	TOTAL	346	323	22
----------------------	--------------	------------	------------	-----------

tf Monongalia Valley Drug

Arson	1	1	0
Drug/Narcotic Violations	19	19	0

tf Monongalia Valley Drug	TOTAL	20	20	0
----------------------------------	--------------	-----------	-----------	----------

ARRESTS (Group "A" and "B") by AGENCY

2010

# of ARRESTS	Adult Arrests	Juvenile Arrests
--------------	---------------	------------------

Westover PD

Forcible Fondling	1	1	0
Aggravated Assault	19	19	0
Simple Assault	2	2	0
Intimidation	1	1	0
Burglary/Breaking & Entering	2	2	0
Destruction/Damage/Vandalism of Property	1	1	0
Shoplifting	5	5	0
Motor Vehicle Theft	3	3	0
Drug/Narcotic Violations	4	3	1
Weapon Law Violations	1	1	0
Driving Under The Influence	9	8	1
Drunkenness	1	1	0
All Other Offenses	12	12	0
Others	1	1	0

Westover PD	TOTAL	62	60	2
--------------------	--------------	-----------	-----------	----------

WV UNIVERSITY - POLICE

Aggravated Assault	5	5	0
Simple Assault	8	8	0
Intimidation	2	2	0
Arson	1	1	0
Counterfeiting/Forgery	1	1	0
Destruction/Damage/Vandalism of Property	4	4	0
False Pretenses/Swindle/Confidence Game	9	8	1
Theft From Building	5	5	0
Theft From Motor Vehicle	2	1	1
Motor Vehicle Theft	1	1	0
Drug/Narcotic Violations	199	195	4
Disorderly Conduct	5	5	0
Driving Under The Influence	16	16	0
Drunkenness	93	93	0
Liquor Law Violations	471	465	6
Trespass of Real Property	5	5	0
All Other Offenses	24	24	0
Others	5	5	0

WV UNIVERSITY - POLICE	TOTAL	856	844	12
-------------------------------	--------------	------------	------------	-----------

MONONGALIA County	TOTAL	2,996	2,874	119
--------------------------	--------------	--------------	--------------	------------

Monroe County

DNR - 4 - Monroe

All Other Offenses	13	13	0
--------------------	----	----	---

DNR - 4 - Monroe	TOTAL	13	13	0
-------------------------	--------------	-----------	-----------	----------

ARRESTS (Group "A" and "B") by AGENCY

2010

# of ARRESTS	Adult Arrests	Juvenile Arrests
--------------	---------------	------------------

Monroe Co SO

Aggravated Assault	3	3	0
Simple Assault	11	11	0
Intimidation	3	3	0
Burglary/Breaking & Entering	2	2	0
Destruction/Damage/Vandalism of Property	1	1	0
Theft From Building	2	2	0
Theft of Motor Vehicle Parts/Accessories	3	3	0
Drug/Narcotic Violations	3	3	0
Drug Equipment Violations	1	1	0
Weapon Law Violations	1	1	0
Driving Under The Influence	11	11	0
Trespass of Real Property	2	2	0
All Other Offenses	5	5	0
Others	2	2	0

Monroe Co SO	TOTAL	50	50	0
---------------------	--------------	-----------	-----------	----------

Union SP

Aggravated Assault	4	4	0
Simple Assault	9	9	0
Intimidation	4	4	0
Burglary/Breaking & Entering	17	17	0
Counterfeiting/Forgery	26	26	0
Destruction/Damage/Vandalism of Property	1	1	0
Extortion/Blackmail	2	2	0
False Pretenses/Swindle/Confidence Game	3	3	0
Impersonation	1	1	0
Theft From Motor Vehicle	1	1	0
Motor Vehicle Theft	1	1	0
Stolen Property Offenses	2	2	0
Drug/Narcotic Violations	4	4	0
Weapon Law Violations	2	2	0
Disorderly Conduct	1	1	0
Driving Under The Influence	3	3	0
Drunkenness	1	1	0
Trespass of Real Property	2	0	2
All Other Offenses	2	2	0
Others	3	3	0

Union SP	TOTAL	89	87	2
-----------------	--------------	-----------	-----------	----------

Monroe	County	TOTAL	152	150	2
---------------	---------------	--------------	------------	------------	----------

Morgan County

ARRESTS (Group "A" and "B") by AGENCY

2010

# of ARRESTS	Adult Arrests	Juvenile Arrests
--------------	---------------	------------------

Berkeley Springs SP

Aggravated Assault	4	4	0
Simple Assault	11	11	0
Intimidation	2	2	0
Burglary/Breaking & Entering	2	2	0
Destruction/Damage/Vandalism of Property	1	1	0
Shoplifting	4	4	0
Theft From Building	1	1	0
Drug/Narcotic Violations	6	6	0
Driving Under The Influence	7	7	0
Drunkenness	1	1	0
Liquor Law Violations	2	2	0
All Other Offenses	12	12	0
Others	6	6	0

Berkeley Springs SP	TOTAL	59	59	0
----------------------------	--------------	-----------	-----------	----------

DNR - 2 - Morgan

Weapon Law Violations	2	2	0
All Other Offenses	39	39	0

DNR - 2 - Morgan	TOTAL	41	41	0
-------------------------	--------------	-----------	-----------	----------

Morgan Co SO

Forcible Rape	1	1	0
Incest	1	1	0
Aggravated Assault	6	6	0
Simple Assault	33	30	3
Intimidation	2	2	0
Burglary/Breaking & Entering	6	6	0
Counterfeiting/Forgery	1	1	0
Destruction/Damage/Vandalism of Property	2	1	1
Extortion/Blackmail	1	1	0
Shoplifting	5	4	1
Stolen Property Offenses	2	2	0
Drug/Narcotic Violations	80	72	8
Pornography/Obscene Material	1	1	0
Weapon Law Violations	1	1	0
Bad Checks	2	2	0
Disorderly Conduct	4	2	2
Driving Under The Influence	64	64	0
Liquor Law Violations	7	5	2
Trespass of Real Property	2	2	0
All Other Offenses	17	15	2
Others	2	2	0

Morgan Co SO	TOTAL	240	221	19
---------------------	--------------	------------	------------	-----------

Morgan County	TOTAL	340	321	19
----------------------	--------------	------------	------------	-----------

ARRESTS (Group "A" and "B") by AGENCY

2010

# of ARRESTS	Adult Arrests	Juvenile Arrests
--------------	---------------	------------------

Nicholas County

DNR - 3 - Nicholas

Drug/Narcotic Violations	2	2	0
Weapon Law Violations	1	1	0
Drunkenness	1	1	0
All Other Offenses	148	138	9

DNR - 3 - Nicholas **TOTAL** **152** **142** **9**

Nicholas Co SO

Murder and Nonnegligent Manslaughter	1	1	0
Forcible Fondling	1	1	0
Aggravated Assault	93	92	1
Simple Assault	26	26	0
Intimidation	11	11	0
Robbery	2	2	0
Arson	2	2	0
Burglary/Breaking & Entering	9	9	0
Counterfeiting/Forgery	2	2	0
Destruction/Damage/Vandalism of Property	2	2	0
False Pretenses/Swindle/Confidence Game	4	4	0
Credit Card/Automatic Teller Fraud	1	1	0
Shoplifting	4	4	0
Theft From Building	1	1	0
Motor Vehicle Theft	2	2	0
Stolen Property Offenses	9	9	0
Drug/Narcotic Violations	10	10	0
Weapon Law Violations	3	3	0
Bad Checks	54	54	0
Disorderly Conduct	1	1	0
Driving Under The Influence	44	44	0
Drunkenness	3	3	0
Liquor Law Violations	1	1	0
Trespass of Real Property	7	7	0
All Other Offenses	122	121	1
Others	19	19	0

Nicholas Co SO **TOTAL** **434** **432** **2**

ARRESTS (Group "A" and "B") by AGENCY

2010

# of ARRESTS	Adult Arrests	Juvenile Arrests
--------------	---------------	------------------

Richwood SP

Sexual Assault With An Object	1	1	0
Aggravated Assault	3	3	0
Simple Assault	3	3	0
Intimidation	1	1	0
Counterfeiting/Forgery	1	1	0
Destruction/Damage/Vandalism of Property	1	1	0
Shoplifting	2	1	1
Theft From Motor Vehicle	1	1	0
Drug/Narcotic Violations	14	14	0
Driving Under The Influence	6	6	0
Liquor Law Violations	1	1	0
All Other Offenses	6	6	0
Others	4	4	0

Richwood SP	TOTAL	44	43	1
--------------------	--------------	-----------	-----------	----------

Summersville PD

Aggravated Assault	20	20	0
Simple Assault	6	6	0
Burglary/Breaking & Entering	2	2	0
Counterfeiting/Forgery	7	7	0
Destruction/Damage/Vandalism of Property	1	1	0
False Pretenses/Swindle/Confidence Game	1	1	0
Credit Card/Automatic Teller Fraud	1	1	0
Shoplifting	59	57	2
Theft From Building	1	1	0
Theft From Motor Vehicle	2	2	0
Stolen Property Offenses	2	2	0
Drug/Narcotic Violations	15	14	1
Disorderly Conduct	5	5	0
Driving Under The Influence	20	20	0
Drunkenness	8	6	2
Trespass of Real Property	1	1	0
All Other Offenses	18	18	0
Others	12	12	0

Summersville PD	TOTAL	181	176	5
------------------------	--------------	------------	------------	----------

ARRESTS (Group "A" and "B") by AGENCY

2010

# of ARRESTS	Adult Arrests	Juvenile Arrests
--------------	---------------	------------------

Summersville SP

Aggravated Assault	1	1	0
Simple Assault	6	6	0
Intimidation	2	2	0
Counterfeiting/Forgery	2	2	0
Destruction/Damage/Vandalism of Property	2	2	0
False Pretenses/Swindle/Confidence Game	1	1	0
Shoplifting	1	1	0
Theft From Building	8	7	1
Theft From Motor Vehicle	1	1	0
Stolen Property Offenses	1	1	0
Drug/Narcotic Violations	21	20	1
Weapon Law Violations	2	1	1
Driving Under The Influence	6	6	0
Drunkenness	3	3	0
All Other Offenses	15	15	0
Others	2	2	0
Summersville SP	TOTAL	74	71
			3

tf Central WV Drug

Murder and Nonnegligent Manslaughter	2	2	0
Drug/Narcotic Violations	18	18	0
Drug Equipment Violations	9	9	0
All Other Offenses	1	1	0
tf Central WV Drug	TOTAL	30	30
			0

NICHOLAS County	TOTAL	915	894	20
------------------------	--------------	------------	------------	-----------

Ohio County

Bethlehem PD

Burglary/Breaking & Entering	3	3	0
All Other Offenses	1	1	0
Bethlehem PD	TOTAL	4	4
			0

DNR - 1 - Ohio

All Other Offenses	17	16	1
DNR - 1 - Ohio	TOTAL	17	16
			1

ARRESTS (Group "A" and "B") by AGENCY

2010

# of ARRESTS	Adult Arrests	Juvenile Arrests
--------------	---------------	------------------

Ohio Co SO

Forcible Fondling	1	1	0
Aggravated Assault	41	40	1
Simple Assault	5	4	1
Intimidation	2	2	0
Burglary/Breaking & Entering	5	5	0
Counterfeiting/Forgery	4	4	0
Destruction/Damage/Vandalism of Property	2	2	0
False Pretenses/Swindle/Confidence Game	2	2	0
Shoplifting	18	17	1
Theft From Building	1	1	0
Theft From Motor Vehicle	1	1	0
Motor Vehicle Theft	1	1	0
Drug/Narcotic Violations	30	29	1
Bad Checks	1	1	0
Disorderly Conduct	1	1	0
Driving Under The Influence	58	58	0
Drunkenness	1	1	0
Liquor Law Violations	3	2	1
Trespass of Real Property	1	1	0
All Other Offenses	44	43	1
Others	6	6	0
Ohio Co SO	228	222	6
TOTAL			

tf Ohio Valley Drug & Vio

Drug/Narcotic Violations	44	44	0
All Other Offenses	7	7	0
tf Ohio Valley Drug & Vio Crim	51	51	0
TOTAL			

ARRESTS (Group "A" and "B") by AGENCY

2010

# of ARRESTS	Adult Arrests	Juvenile Arrests
--------------	---------------	------------------

Wheeling PD

	# of ARRESTS	Adult Arrests	Juvenile Arrests
Negligent Manslaughter	1	1	0
Aggravated Assault	52	51	1
Simple Assault	164	154	10
Intimidation	43	40	3
Robbery	3	3	0
Arson	1	0	1
Burglary/Breaking & Entering	19	17	2
Counterfeiting/Forgery	10	10	0
Destruction/Damage/Vandalism of Property	10	8	2
Credit Card/Automatic Teller Fraud	4	4	0
Shoplifting	47	46	1
Theft From Building	2	2	0
Theft From Coin Operated Machine or Device	1	1	0
Theft From Motor Vehicle	2	1	1
Motor Vehicle Theft	4	4	0
Stolen Property Offenses	3	3	0
Drug/Narcotic Violations	95	85	10
Prostitution	1	1	0
Weapon Law Violations	7	7	0
Bad Checks	4	4	0
Curfew/Loitering/Vagrancy Violations	11	0	11
Disorderly Conduct	10	10	0
Driving Under The Influence	98	98	0
Drunkenness	131	129	1
Liquor Law Violations	24	21	2
Trespass of Real Property	8	8	0
All Other Offenses	309	301	7
Others	21	20	1
Wheeling PD	TOTAL	1,085	1,029
			53

ARRESTS (Group "A" and "B") by AGENCY

2010

# of ARRESTS	Adult Arrests	Juvenile Arrests
--------------	---------------	------------------

Wheeling SP

Forcible Rape	1	1	0
Forcible Fondling	1	1	0
Aggravated Assault	3	2	1
Simple Assault	6	3	3
Burglary/Breaking & Entering	1	1	0
Destruction/Damage/Vandalism of Property	1	1	0
False Pretenses/Swindle/Confidence Game	1	1	0
Shoplifting	18	13	5
Theft of Motor Vehicle Parts/Accessories	1	1	0
Motor Vehicle Theft	2	2	0
Drug/Narcotic Violations	35	35	0
Driving Under The Influence	23	23	0
Drunkenness	1	1	0
Liquor Law Violations	16	15	1
All Other Offenses	19	19	0
Others	7	7	0
Wheeling SP	TOTAL	136	126
Ohio	County	TOTAL	1,521
			1,448
			70

Pendleton County

DNR - 2 - Pendleton

Weapon Law Violations	1	1	0
All Other Offenses	32	32	0
DNR - 2 - Pendleton	TOTAL	33	33

Franklin SP

Aggravated Assault	9	9	0
Simple Assault	12	12	0
Intimidation	4	4	0
Burglary/Breaking & Entering	2	2	0
Destruction/Damage/Vandalism of Property	1	0	1
False Pretenses/Swindle/Confidence Game	2	2	0
Theft From Building	2	1	1
Drug/Narcotic Violations	16	15	1
Weapon Law Violations	2	2	0
Bad Checks	1	1	0
Driving Under The Influence	14	13	1
Drunkenness	3	3	0
Family Offenses (Nonviolent)	1	1	0
Liquor Law Violations	3	2	1
All Other Offenses	9	7	2
Others	4	4	0
Franklin SP	TOTAL	85	78
			7

ARRESTS (Group "A" and "B") by AGENCY

2010

# of ARRESTS	Adult Arrests	Juvenile Arrests
--------------	---------------	------------------

Pendleton	County	TOTAL	118	111	7
------------------	---------------	--------------	------------	------------	----------

Pleasants County

DNR - 6 - Pleasants

All Other Offenses	25	25	0
--------------------	----	----	---

DNR - 6 - Pleasants	TOTAL	25	25	0
----------------------------	--------------	-----------	-----------	----------

Pleasants Co SO

Aggravated Assault	1	1	0
Simple Assault	7	7	0
False Pretenses/Swindle/Confidence Game	1	1	0
Driving Under The Influence	3	3	0

Pleasants Co SO	TOTAL	12	12	0
------------------------	--------------	-----------	-----------	----------

St Marys SP

Sexual Assault With An Object	1	1	0
Statutory Rape	1	1	0
Aggravated Assault	1	1	0
Simple Assault	4	4	0
Kidnaping/Abduction	1	1	0
Destruction/Damage/Vandalism of Property	1	1	0
Stolen Property Offenses	1	1	0
Drug/Narcotic Violations	2	2	0
All Other Offenses	6	6	0

St Marys SP	TOTAL	18	18	0
--------------------	--------------	-----------	-----------	----------

Pleasants	County	TOTAL	55	55	0
------------------	---------------	--------------	-----------	-----------	----------

Pocahontas County

DNR - 3 - Pocahontas

Drug/Narcotic Violations	1	1	0
All Other Offenses	52	52	0

DNR - 3 - Pocahontas	TOTAL	53	53	0
-----------------------------	--------------	-----------	-----------	----------

ARRESTS (Group "A" and "B") by AGENCY

2010

# of ARRESTS	Adult Arrests	Juvenile Arrests
--------------	---------------	------------------

Marlinton SP

Murder and Nonnegligent Manslaughter	1	1	0
Aggravated Assault	3	3	0
Simple Assault	19	19	0
Intimidation	3	3	0
Burglary/Breaking & Entering	4	4	0
Counterfeiting/Forgery	3	3	0
Destruction/Damage/Vandalism of Property	5	5	0
False Pretenses/Swindle/Confidence Game	1	1	0
Shoplifting	1	0	1
Motor Vehicle Theft	1	1	0
Stolen Property Offenses	3	3	0
Drug/Narcotic Violations	34	34	0
Weapon Law Violations	1	1	0
Disorderly Conduct	1	1	0
Driving Under The Influence	15	15	0
Drunkenness	4	4	0
Liquor Law Violations	4	3	1
All Other Offenses	13	13	0
Others	5	5	0

Marlinton SP	TOTAL	121	119	2
---------------------	--------------	------------	------------	----------

Pocahontas Co SO

Murder and Nonnegligent Manslaughter	1	1	0
Negligent Manslaughter	3	3	0
Forcible Fondling	1	1	0
Statutory Rape	2	2	0
Aggravated Assault	4	4	0
Simple Assault	19	18	1
Intimidation	3	3	0
Burglary/Breaking & Entering	1	1	0
False Pretenses/Swindle/Confidence Game	2	2	0
Stolen Property Offenses	1	1	0
Drug/Narcotic Violations	5	5	0
Weapon Law Violations	1	1	0
Disorderly Conduct	3	3	0
Driving Under The Influence	8	7	1
Drunkenness	1	1	0
All Other Offenses	7	7	0

Pocahontas Co SO	TOTAL	62	60	2
-------------------------	--------------	-----------	-----------	----------

Pocahontas County	TOTAL	236	232	4
--------------------------	--------------	------------	------------	----------

Preston County

ARRESTS (Group "A" and "B") by AGENCY

2010

# of ARRESTS	Adult Arrests	Juvenile Arrests
--------------	---------------	------------------

DNR - 1 - Preston

Weapon Law Violations	1	1	0
Drunkness	1	1	0
Trespass of Real Property	1	1	0
All Other Offenses	64	51	8

DNR - 1 - Preston	TOTAL	67	54	8
--------------------------	--------------	-----------	-----------	----------

Kingwood PD

Aggravated Assault	7	6	1
Destruction/Damage/Vandalism of Property	2	2	0
Shoplifting	3	3	0
Drug/Narcotic Violations	2	2	0
Disorderly Conduct	1	1	0
All Other Offenses	2	1	1
Others	3	3	0

Kingwood PD	TOTAL	20	18	2
--------------------	--------------	-----------	-----------	----------

Kingwood SP

Forcible Rape	1	1	0
Forcible Sodomy	1	1	0
Aggravated Assault	6	6	0
Simple Assault	21	21	0
Intimidation	2	2	0
Burglary/Breaking & Entering	4	4	0
Counterfeiting/Forgery	1	1	0
Destruction/Damage/Vandalism of Property	3	3	0
False Pretenses/Swindle/Confidence Game	2	2	0
Shoplifting	2	2	0
Motor Vehicle Theft	3	3	0
Drug/Narcotic Violations	5	5	0
Disorderly Conduct	1	1	0
Driving Under The Influence	11	11	0
Drunkness	2	2	0
All Other Offenses	8	8	0
Others	5	5	0

Kingwood SP	TOTAL	78	78	0
--------------------	--------------	-----------	-----------	----------

ARRESTS (Group "A" and "B") by AGENCY

2010

# of ARRESTS	Adult Arrests	Juvenile Arrests
--------------	---------------	------------------

Preston Co SO

Forcible Rape	1	1	0
Aggravated Assault	19	19	0
Simple Assault	46	45	1
Intimidation	16	15	1
Kidnaping/Abduction	1	1	0
Arson	2	2	0
Burglary/Breaking & Entering	7	6	1
Counterfeiting/Forgery	1	1	0
Destruction/Damage/Vandalism of Property	9	9	0
False Pretenses/Swindle/Confidence Game	5	5	0
Impersonation	1	1	0
Shoplifting	5	4	1
Theft From Motor Vehicle	1	1	0
Motor Vehicle Theft	3	2	1
Stolen Property Offenses	1	1	0
Drug/Narcotic Violations	23	23	0
Weapon Law Violations	2	2	0
Bad Checks	18	18	0
Disorderly Conduct	1	1	0
Driving Under The Influence	16	16	0
Drunkenness	2	2	0
All Other Offenses	40	39	0
Others	7	7	0
Preston Co SO	TOTAL	227	221
Preston County	TOTAL	392	371

Putnam County

DNR - 5 - Putnam

All Other Offenses	78	75	3
DNR - 5 - Putnam	TOTAL	78	75

Eleanor PD

Simple Assault	1	1	0
Drug/Narcotic Violations	1	1	0
Disorderly Conduct	1	1	0
Driving Under The Influence	4	4	0
All Other Offenses	2	2	0
Others	1	1	0
Eleanor PD	TOTAL	10	10

ARRESTS (Group "A" and "B") by AGENCY

2010

# of ARRESTS	Adult Arrests	Juvenile Arrests
--------------	---------------	------------------

Hurricane PD

Aggravated Assault	1	1	0
Simple Assault	12	11	1
Burglary/Breaking & Entering	6	6	0
Counterfeiting/Forgery	5	5	0
Destruction/Damage/Vandalism of Property	4	4	0
False Pretenses/Swindle/Confidence Game	5	5	0
Shoplifting	41	38	3
Theft From Building	4	4	0
Theft From Motor Vehicle	1	1	0
Motor Vehicle Theft	1	1	0
Drug/Narcotic Violations	53	50	3
Weapon Law Violations	1	1	0
Curfew/Loitering/Vagrancy Violations	1	1	0
Disorderly Conduct	1	1	0
Driving Under The Influence	27	27	0
Drunkenness	14	14	0
Liquor Law Violations	3	3	0
Trespass of Real Property	4	4	0
All Other Offenses	16	15	1
Others	18	17	1
Hurricane PD	TOTAL	218	209
			9

ARRESTS (Group "A" and "B") by AGENCY

2010

# of ARRESTS	Adult Arrests	Juvenile Arrests
--------------	---------------	------------------

Putnam Co SO

Forcible Rape	1	1	0
Incest	1	1	0
Aggravated Assault	26	25	1
Simple Assault	13	12	1
Intimidation	8	8	0
Burglary/Breaking & Entering	2	2	0
Counterfeiting/Forgery	3	3	0
Destruction/Damage/Vandalism of Property	3	3	0
Credit Card/Automatic Teller Fraud	1	1	0
Impersonation	1	1	0
Shoplifting	2	2	0
Theft From Building	3	3	0
Theft From Motor Vehicle	1	0	1
Drug/Narcotic Violations	11	11	0
Weapon Law Violations	2	2	0
Bad Checks	24	24	0
Disorderly Conduct	2	2	0
Driving Under The Influence	21	21	0
Drunkenness	1	1	0
Liquor Law Violations	1	1	0
Trespass of Real Property	1	1	0
All Other Offenses	18	18	0
Others	5	5	0
Putnam Co SO	TOTAL	151	148
			3

ARRESTS (Group "A" and "B") by AGENCY

2010

# of ARRESTS	Adult Arrests	Juvenile Arrests
--------------	---------------	------------------

Winfield SP

Aggravated Assault		10	10	0
Simple Assault		23	23	0
Intimidation		7	7	0
Kidnaping/Abduction		2	2	0
Burglary/Breaking & Entering		5	5	0
Counterfeiting/Forgery		3	3	0
Destruction/Damage/Vandalism of Property		9	9	0
False Pretenses/Swindle/Confidence Game		4	4	0
Impersonation		1	1	0
Shoplifting		30	30	0
Theft From Building		1	1	0
Stolen Property Offenses		7	7	0
Drug/Narcotic Violations		109	107	2
Drug Equipment Violations		4	4	0
Weapon Law Violations		9	9	0
Disorderly Conduct		1	1	0
Driving Under The Influence		21	21	0
Family Offenses (Nonviolent)		2	2	0
Liquor Law Violations		21	20	1
All Other Offenses		29	26	3
Others		9	9	0
Winfield SP	TOTAL	307	301	6
Putnam County	TOTAL	764	743	21

RALEIGH County

BCI - Beckley

Drug/Narcotic Violations		32	29	3
All Other Offenses		3	3	0
BCI - Beckley	TOTAL	35	32	3

ARRESTS (Group "A" and "B") by AGENCY

2010

# of ARRESTS	Adult Arrests	Juvenile Arrests
--------------	---------------	------------------

Beckley PD

Murder and Nonnegligent Manslaughter	3	3	0
Forcible Rape	1	0	1
Forcible Sodomy	1	1	0
Sexual Assault With An Object	1	1	0
Forcible Fondling	4	3	1
Aggravated Assault	86	80	6
Simple Assault	332	285	47
Intimidation	49	47	2
Kidnaping/Abduction	3	3	0
Robbery	17	17	0
Arson	6	4	2
Burglary/Breaking & Entering	55	51	4
Counterfeiting/Forgery	30	29	1
Destruction/Damage/Vandalism of Property	58	48	10
False Pretenses/Swindle/Confidence Game	22	22	0
Credit Card/Automatic Teller Fraud	2	2	0
Purse-snatching	2	2	0
Shoplifting	339	305	34
Theft From Building	14	13	1
Theft From Motor Vehicle	8	8	0
Theft of Motor Vehicle Parts/Accessories	1	1	0
Motor Vehicle Theft	6	6	0
Stolen Property Offenses	12	12	0
Drug/Narcotic Violations	303	295	8
Pornography/Obscene Material	2	2	0
Weapon Law Violations	16	16	0
Bad Checks	1	1	0
Curfew/Loitering/Vagrancy Violations	10	0	10
Disorderly Conduct	43	41	2
Driving Under The Influence	169	167	2
Drunkenness	700	699	1
Liquor Law Violations	48	39	9
Runaway	4	0	4
Trespass of Real Property	34	33	1
All Other Offenses	265	251	14
Others	77	76	1
Beckley PD	TOTAL	2,724	2,563
		161	

ARRESTS (Group "A" and "B") by AGENCY

2010

# of ARRESTS	Adult Arrests	Juvenile Arrests
--------------	---------------	------------------

Beckley SP

Forcible Rape	4	3	1
Sexual Assault With An Object	2	2	0
Forcible Fondling	1	1	0
Statutory Rape	5	5	0
Aggravated Assault	23	23	0
Simple Assault	68	67	1
Intimidation	14	14	0
Kidnaping/Abduction	1	1	0
Robbery	5	5	0
Burglary/Breaking & Entering	26	25	1
Counterfeiting/Forgery	24	24	0
Destruction/Damage/Vandalism of Property	18	18	0
False Pretenses/Swindle/Confidence Game	10	10	0
Purse-snatching	3	3	0
Shoplifting	30	30	0
Theft From Motor Vehicle	1	1	0
Theft of Motor Vehicle Parts/Accessories	2	2	0
Motor Vehicle Theft	5	5	0
Stolen Property Offenses	6	6	0
Drug/Narcotic Violations	154	150	4
Drug Equipment Violations	1	1	0
Weapon Law Violations	7	7	0
Disorderly Conduct	6	6	0
Driving Under The Influence	38	38	0
Drunkenness	9	8	0
Family Offenses (Nonviolent)	1	1	0
Liquor Law Violations	10	4	6
Runaway	1	0	1
All Other Offenses	56	53	3
Others	43	43	0
Beckley SP	TOTAL	574	556
DNR - 4 - Raleigh			
All Other Offenses	18	18	0
DNR - 4 - Raleigh	TOTAL	18	0

ARRESTS (Group "A" and "B") by AGENCY

2010

# of ARRESTS	Adult Arrests	Juvenile Arrests
--------------	---------------	------------------

Raleigh Co SO

Murder and Nonnegligent Manslaughter	3	3	0
Sexual Assault With An Object	3	3	0
Forcible Fondling	4	4	0
Aggravated Assault	57	55	2
Simple Assault	165	165	0
Intimidation	25	25	0
Kidnaping/Abduction	2	2	0
Robbery	20	20	0
Arson	2	2	0
Burglary/Breaking & Entering	56	56	0
Counterfeiting/Forgery	24	24	0
Destruction/Damage/Vandalism of Property	19	19	0
False Pretenses/Swindle/Confidence Game	10	10	0
Credit Card/Automatic Teller Fraud	3	3	0
Impersonation	1	1	0
Shoplifting	40	40	0
Theft From Building	1	1	0
Theft From Motor Vehicle	4	3	1
Theft of Motor Vehicle Parts/Accessories	1	1	0
Motor Vehicle Theft	7	7	0
Stolen Property Offenses	8	8	0
Drug/Narcotic Violations	39	38	1
Weapon Law Violations	9	9	0
Bad Checks	38	38	0
Disorderly Conduct	11	11	0
Driving Under The Influence	50	50	0
Drunkenness	16	16	0
Family Offenses (Nonviolent)	6	6	0
Liquor Law Violations	1	1	0
Trespass of Real Property	1	1	0
All Other Offenses	272	271	1
Others	39	39	0

Raleigh Co SO	TOTAL	937	932	5
----------------------	--------------	------------	------------	----------

Turnpike - Raleigh

Destruction/Damage/Vandalism of Property	1	1	0
Drug/Narcotic Violations	8	8	0
Driving Under The Influence	19	19	0
Trespass of Real Property	1	1	0
All Other Offenses	2	2	0

Turnpike - Raleigh	TOTAL	31	31	0
---------------------------	--------------	-----------	-----------	----------

Raleigh	County	TOTAL	4,319	4,132	186
----------------	---------------	--------------	--------------	--------------	------------

Randolph County

ARRESTS (Group "A" and "B") by AGENCY

2010

# of ARRESTS	Adult Arrests	Juvenile Arrests
--------------	---------------	------------------

DNR - 3 - Randolph

Drug/Narcotic Violations	5	5	0
All Other Offenses	92	87	5

DNR - 3 - Randolph	TOTAL	97	92	5
---------------------------	--------------	-----------	-----------	----------

Elkins PD

Murder and Nonnegligent Manslaughter	1	1	0
Aggravated Assault	29	28	1
Simple Assault	44	44	0
Intimidation	4	4	0
Kidnaping/Abduction	1	1	0
Robbery	3	3	0
Burglary/Breaking & Entering	5	5	0
Counterfeiting/Forgery	7	7	0
Destruction/Damage/Vandalism of Property	16	16	0
False Pretenses/Swindle/Confidence Game	3	3	0
Shoplifting	26	26	0
Theft From Building	3	3	0
Theft From Motor Vehicle	3	3	0
Motor Vehicle Theft	3	1	2
Stolen Property Offenses	2	2	0
Drug/Narcotic Violations	24	24	0
Drug Equipment Violations	1	1	0
Weapon Law Violations	1	1	0
Disorderly Conduct	21	21	0
Driving Under The Influence	31	31	0
Drunkenness	18	18	0
Family Offenses (Nonviolent)	2	2	0
Liquor Law Violations	21	15	6
Runaway	3	0	3
Trespass of Real Property	9	9	0
All Other Offenses	60	58	2
Others	10	10	0

Elkins PD	TOTAL	351	337	14
------------------	--------------	------------	------------	-----------

ARRESTS (Group "A" and "B") by AGENCY

2010

# of ARRESTS	Adult Arrests	Juvenile Arrests
--------------	---------------	------------------

Elkins SP

Forcible Rape	1	1	0
Aggravated Assault	11	11	0
Simple Assault	51	51	0
Intimidation	9	9	0
Kidnaping/Abduction	1	1	0
Robbery	1	1	0
Burglary/Breaking & Entering	3	3	0
Counterfeiting/Forgery	7	7	0
Destruction/Damage/Vandalism of Property	15	15	0
False Pretenses/Swindle/Confidence Game	6	6	0
Wire Fraud	1	1	0
Shoplifting	74	65	9
Theft From Motor Vehicle	2	2	0
Motor Vehicle Theft	2	2	0
Stolen Property Offenses	15	15	0
Drug/Narcotic Violations	31	30	1
Pornography/Obscene Material	1	1	0
Weapon Law Violations	6	6	0
Bad Checks	16	16	0
Disorderly Conduct	2	2	0
Driving Under The Influence	31	31	0
Drunkenness	4	4	0
Family Offenses (Nonviolent)	2	2	0
Liquor Law Violations	14	9	5
Trespass of Real Property	2	2	0
All Other Offenses	36	35	1
Others	19	19	0
Elkins SP	TOTAL	363	347
			16

ARRESTS (Group "A" and "B") by AGENCY

2010

# of ARRESTS	Adult Arrests	Juvenile Arrests
--------------	---------------	------------------

Randolph Co SO

Aggravated Assault	17	17	0	
Simple Assault	15	15	0	
Intimidation	4	3	1	
Kidnaping/Abduction	1	1	0	
Robbery	2	2	0	
Burglary/Breaking & Entering	4	3	1	
Counterfeiting/Forgery	1	1	0	
Destruction/Damage/Vandalism of Property	6	5	1	
Shoplifting	7	7	0	
Theft From Building	5	4	1	
Stolen Property Offenses	1	1	0	
Drug/Narcotic Violations	19	18	1	
Weapon Law Violations	1	1	0	
Disorderly Conduct	3	2	1	
Driving Under The Influence	16	16	0	
Drunkenness	3	3	0	
Liquor Law Violations	17	15	2	
Trespass of Real Property	1	1	0	
All Other Offenses	36	35	1	
Randolph Co SO	TOTAL	159	150	9
Randolph County	TOTAL	970	926	44

Ritchie County

DNR - 6 - Ritchie

All Other Offenses	37	35	2	
DNR - 6 - Ritchie	TOTAL	37	35	2

Harrisville PD

Aggravated Assault	1	1	0	
Simple Assault	4	4	0	
Counterfeiting/Forgery	1	1	0	
Shoplifting	1	1	0	
Drug/Narcotic Violations	1	1	0	
Driving Under The Influence	1	1	0	
Others	2	2	0	
Harrisville PD	TOTAL	11	11	0

ARRESTS (Group "A" and "B") by AGENCY

2010

# of ARRESTS	Adult Arrests	Juvenile Arrests
--------------	---------------	------------------

Harrisville SP

Forcible Rape	1	1	0
Aggravated Assault	4	3	1
Simple Assault	15	14	1
Burglary/Breaking & Entering	1	1	0
Counterfeiting/Forgery	1	1	0
Destruction/Damage/Vandalism of Property	11	9	2
Shoplifting	1	1	0
Theft From Building	3	3	0
Theft From Motor Vehicle	1	1	0
Motor Vehicle Theft	4	3	1
Drug/Narcotic Violations	34	33	1
Drug Equipment Violations	1	1	0
Weapon Law Violations	2	2	0
Driving Under The Influence	19	19	0
Drunkenness	2	2	0
Family Offenses (Nonviolent)	2	2	0
All Other Offenses	10	10	0
Others	1	1	0

Harrisville SP	TOTAL	113	107	6
-----------------------	--------------	------------	------------	----------

Ritchie Co SO

Forcible Fondling	1	0	1
Aggravated Assault	8	8	0
Simple Assault	5	5	0
False Pretenses/Swindle/Confidence Game	1	1	0
Motor Vehicle Theft	1	1	0
Drug/Narcotic Violations	6	6	0
Drug Equipment Violations	4	4	0
Weapon Law Violations	1	1	0
Driving Under The Influence	6	6	0
All Other Offenses	4	4	0
Others	2	2	0

Ritchie Co SO	TOTAL	39	38	1
----------------------	--------------	-----------	-----------	----------

Ritchie	County	TOTAL	200	191	9
----------------	---------------	--------------	------------	------------	----------

Roane County

DNR - 6 - Roane

Driving Under The Influence	1	1	0
All Other Offenses	57	51	6

DNR - 6 - Roane	TOTAL	58	52	6
------------------------	--------------	-----------	-----------	----------

ARRESTS (Group "A" and "B") by AGENCY

2010

# of ARRESTS	Adult Arrests	Juvenile Arrests
--------------	---------------	------------------

Roane Co SO

Forcible Rape	2	2	0
Aggravated Assault	4	4	0
Simple Assault	26	26	0
Intimidation	2	2	0
Destruction/Damage/Vandalism of Property	2	2	0
False Pretenses/Swindle/Confidence Game	1	1	0
Drug/Narcotic Violations	10	10	0
Weapon Law Violations	1	1	0
Driving Under The Influence	20	20	0
Drunkenness	11	11	0
Liquor Law Violations	3	3	0
Trespass of Real Property	2	2	0
All Other Offenses	43	43	0

Roane Co SO	TOTAL	127	127	0
--------------------	--------------	------------	------------	----------

Spencer PD

Aggravated Assault	7	7	0
Simple Assault	19	19	0
Intimidation	5	4	1
Kidnaping/Abduction	1	1	0
Burglary/Breaking & Entering	4	4	0
Counterfeiting/Forgery	3	3	0
Destruction/Damage/Vandalism of Property	3	3	0
Shoplifting	13	13	0
Theft From Building	1	1	0
Theft From Coin Operated Machine or Device	1	1	0
Drug/Narcotic Violations	18	18	0
Weapon Law Violations	2	2	0
Disorderly Conduct	1	1	0
Driving Under The Influence	29	29	0
Drunkenness	22	22	0
Liquor Law Violations	5	4	1
Trespass of Real Property	4	4	0
All Other Offenses	66	64	2
Others	5	3	2

Spencer PD	TOTAL	209	203	6
-------------------	--------------	------------	------------	----------

ARRESTS (Group "A" and "B") by AGENCY

2010

# of ARRESTS	Adult Arrests	Juvenile Arrests
--------------	---------------	------------------

Spencer SP

Forcible Sodomy	1	1	0		
Sexual Assault With An Object	2	2	0		
Forcible Fondling	1	0	1		
Aggravated Assault	4	4	0		
Simple Assault	30	28	2		
Intimidation	5	5	0		
Arson	1	0	1		
Burglary/Breaking & Entering	2	2	0		
Counterfeiting/Forgery	2	2	0		
Destruction/Damage/Vandalism of Property	6	6	0		
False Pretenses/Swindle/Confidence Game	1	1	0		
Shoplifting	1	0	1		
Motor Vehicle Theft	1	1	0		
Stolen Property Offenses	4	4	0		
Drug/Narcotic Violations	67	64	3		
Drug Equipment Violations	8	8	0		
Weapon Law Violations	4	4	0		
Disorderly Conduct	1	1	0		
Driving Under The Influence	23	23	0		
Drunkenness	15	15	0		
Liquor Law Violations	11	10	1		
All Other Offenses	21	14	7		
Others	10	8	2		
Spencer SP	TOTAL	221	203	18	
Roane	County	TOTAL	615	585	30

Summers County

DNR - 4 - Summers				
All Other Offenses	19	18	1	
DNR - 4 - Summers	TOTAL	19	18	1

ARRESTS (Group "A" and "B") by AGENCY

2010

# of ARRESTS	Adult Arrests	Juvenile Arrests
--------------	---------------	------------------

Hinton SP

Aggravated Assault	4	4	0
Simple Assault	5	5	0
Intimidation	2	2	0
Burglary/Breaking & Entering	7	7	0
Destruction/Damage/Vandalism of Property	4	4	0
False Pretenses/Swindle/Confidence Game	2	2	0
Shoplifting	1	0	1
Motor Vehicle Theft	2	2	0
Drug/Narcotic Violations	3	3	0
Weapon Law Violations	2	2	0
Driving Under The Influence	5	5	0
All Other Offenses	1	1	0
Others	6	5	1

Hinton SP	TOTAL	44	42	2
------------------	--------------	-----------	-----------	----------

Summers Co SO

Aggravated Assault	2	2	0
Simple Assault	6	6	0
Intimidation	1	1	0
Counterfeiting/Forgery	1	1	0
Destruction/Damage/Vandalism of Property	1	1	0
Theft From Building	1	1	0
Drug/Narcotic Violations	4	4	0
Weapon Law Violations	2	2	0
Driving Under The Influence	8	8	0
Drunkenness	2	2	0
Trespass of Real Property	1	1	0
All Other Offenses	2	2	0

Summers Co SO	TOTAL	31	31	0
----------------------	--------------	-----------	-----------	----------

Summers County	TOTAL	94	91	3
-----------------------	--------------	-----------	-----------	----------

Taylor County

DNR - 1 - Taylor

Drunkenness	2	2	0
Liquor Law Violations	9	9	0
All Other Offenses	20	20	0

DNR - 1 - Taylor	TOTAL	31	31	0
-------------------------	--------------	-----------	-----------	----------

ARRESTS (Group "A" and "B") by AGENCY

2010

# of ARRESTS	Adult Arrests	Juvenile Arrests
--------------	---------------	------------------

Grafton PD

Forcible Fondling	1	1	0
Statutory Rape	1	1	0
Simple Assault	9	9	0
Burglary/Breaking & Entering	2	2	0
Destruction/Damage/Vandalism of Property	2	2	0
Shoplifting	1	1	0
Theft From Motor Vehicle	1	1	0
Drug/Narcotic Violations	4	4	0
Disorderly Conduct	4	4	0
Driving Under The Influence	15	15	0
All Other Offenses	3	3	0
Others	1	1	0
Grafton PD	TOTAL	44	44
			0

Grafton SP

Aggravated Assault	1	1	0
Simple Assault	1	1	0
Intimidation	1	1	0
Theft From Building	1	1	0
Drug/Narcotic Violations	3	3	0
Driving Under The Influence	4	4	0
All Other Offenses	4	4	0
Others	1	1	0
Grafton SP	TOTAL	16	16
			0

Taylor Co SO

Burglary/Breaking & Entering	1	1	0
Taylor Co SO	TOTAL	1	1
			0
Taylor	County	TOTAL	92
			92
			0

Tucker County

DNR - 1 - Tucker

All Other Offenses	26	23	0
DNR - 1 - Tucker	TOTAL	26	23
			0

Parsons PD

Aggravated Assault	3	3	0
Burglary/Breaking & Entering	2	2	0
Shoplifting	1	1	0
Motor Vehicle Theft	1	1	0
Liquor Law Violations	1	1	0
All Other Offenses	3	3	0
Parsons PD	TOTAL	11	11
			0

ARRESTS (Group "A" and "B") by AGENCY

2010

# of ARRESTS	Adult Arrests	Juvenile Arrests
--------------	---------------	------------------

Parsons SP

Forcible Fondling	1	1	0
Aggravated Assault	2	2	0
Simple Assault	14	14	0
Intimidation	6	6	0
Burglary/Breaking & Entering	1	1	0
Destruction/Damage/Vandalism of Property	3	3	0
False Pretenses/Swindle/Confidence Game	2	2	0
Shoplifting	4	1	3
Theft From Building	1	1	0
Motor Vehicle Theft	2	2	0
Stolen Property Offenses	1	1	0
Drug/Narcotic Violations	25	22	3
Weapon Law Violations	1	1	0
Bad Checks	8	8	0
Disorderly Conduct	1	1	0
Driving Under The Influence	15	14	1
Drunkenness	3	3	0
Family Offenses (Nonviolent)	1	1	0
Liquor Law Violations	2	2	0
All Other Offenses	11	9	2
Others	2	2	0

Parsons SP	TOTAL	106	97	9
-------------------	--------------	------------	-----------	----------

Tucker Co SO

Aggravated Assault	12	12	0
Simple Assault	2	2	0
Intimidation	4	4	0
Destruction/Damage/Vandalism of Property	1	1	0
Shoplifting	1	0	1
Drug/Narcotic Violations	5	5	0
Bad Checks	3	3	0
Driving Under The Influence	4	4	0
All Other Offenses	4	4	0
Others	4	4	0

Tucker Co SO	TOTAL	40	39	1
---------------------	--------------	-----------	-----------	----------

Tucker	County	TOTAL	183	170	10
---------------	---------------	--------------	------------	------------	-----------

Tyler County

DNR - 6 - Tyler

Weapon Law Violations	1	1	0
All Other Offenses	38	32	6

DNR - 6 - Tyler	TOTAL	39	33	6
------------------------	--------------	-----------	-----------	----------

ARRESTS (Group "A" and "B") by AGENCY

2010

# of ARRESTS	Adult Arrests	Juvenile Arrests
--------------	---------------	------------------

Paden City PD

Aggravated Assault	1	1	0
Drug/Narcotic Violations	8	8	0
Driving Under The Influence	4	4	0
Drunkenness	7	7	0
Liquor Law Violations	2	2	0

Paden City PD	TOTAL	22	22	0
----------------------	--------------	-----------	-----------	----------

Tyler Co SO

Forcible Fondling	2	2	0
Aggravated Assault	1	1	0
Simple Assault	8	7	1
Intimidation	2	1	1
Burglary/Breaking & Entering	1	1	0
Destruction/Damage/Vandalism of Property	4	3	1
False Pretenses/Swindle/Confidence Game	1	1	0
Purse-snatching	2	2	0
Theft From Building	1	1	0
Drug/Narcotic Violations	24	22	2
Weapon Law Violations	5	5	0
Bad Checks	2	2	0
Disorderly Conduct	4	4	0
Driving Under The Influence	23	23	0
Drunkenness	5	5	0
Family Offenses (Nonviolent)	2	2	0
Liquor Law Violations	2	0	2
Trespass of Real Property	1	1	0
All Other Offenses	8	8	0

Tyler Co SO	TOTAL	98	91	7
--------------------	--------------	-----------	-----------	----------

Tyler	County	TOTAL	159	146	13
--------------	---------------	--------------	------------	------------	-----------

Upshur County

ARRESTS (Group "A" and "B") by AGENCY

2010

# of ARRESTS	Adult Arrests	Juvenile Arrests
--------------	---------------	------------------

Buckhannon PD

Statutory Rape	1	1	0
Aggravated Assault	1	1	0
Simple Assault	35	28	7
Intimidation	7	7	0
Arson	2	0	2
Burglary/Breaking & Entering	12	8	4
Counterfeiting/Forgery	7	7	0
Destruction/Damage/Vandalism of Property	8	5	3
False Pretenses/Swindle/Confidence Game	1	1	0
Credit Card/Automatic Teller Fraud	1	1	0
Shoplifting	14	11	3
Theft From Building	11	3	8
Theft From Motor Vehicle	6	0	6
Stolen Property Offenses	2	2	0
Drug/Narcotic Violations	41	39	2
Disorderly Conduct	6	6	0
Driving Under The Influence	1	1	0
Drunkenness	8	8	0
Liquor Law Violations	10	8	2
Trespass of Real Property	6	0	6
All Other Offenses	31	26	5
Others	9	9	0

Buckhannon PD	TOTAL	220	172	48
----------------------	--------------	------------	------------	-----------

Buckhannon SP

Sexual Assault With An Object	1	1	0
Aggravated Assault	3	3	0
Simple Assault	38	36	2
Intimidation	8	8	0
Burglary/Breaking & Entering	1	0	1
Counterfeiting/Forgery	1	1	0
Destruction/Damage/Vandalism of Property	14	13	1
Impersonation	1	1	0
Stolen Property Offenses	3	2	1
Drug/Narcotic Violations	4	4	0
Pornography/Obscene Material	1	1	0
Bad Checks	1	1	0
Driving Under The Influence	13	13	0
Drunkenness	4	4	0
Family Offenses (Nonviolent)	2	2	0
Liquor Law Violations	6	1	5
All Other Offenses	14	14	0
Others	7	4	3

Buckhannon SP	TOTAL	122	109	13
----------------------	--------------	------------	------------	-----------

ARRESTS (Group "A" and "B") by AGENCY

2010

# of ARRESTS	Adult Arrests	Juvenile Arrests
--------------	---------------	------------------

DNR - 3 - Upshur Co

False Pretenses/Swindle/Confidence Game	1	1	0
Bad Checks	1	1	0
All Other Offenses	121	117	4

DNR - 3 - Upshur Co	TOTAL	123	119	4
----------------------------	--------------	------------	------------	----------

Upshur Co SO

Simple Assault	20	20	0
Intimidation	2	2	0
Burglary/Breaking & Entering	4	4	0
Counterfeiting/Forgery	1	1	0
Destruction/Damage/Vandalism of Property	2	2	0
False Pretenses/Swindle/Confidence Game	3	3	0
Credit Card/Automatic Teller Fraud	1	1	0
Drug/Narcotic Violations	10	10	0
Disorderly Conduct	1	1	0
Driving Under The Influence	6	6	0
All Other Offenses	11	11	0
Others	3	3	0

Upshur Co SO	TOTAL	64	64	0
---------------------	--------------	-----------	-----------	----------

Upshur	County	TOTAL	529	464	65
---------------	---------------	--------------	------------	------------	-----------

Wayne County

Ceredo PD

Simple Assault	2	2	0
Destruction/Damage/Vandalism of Property	1	1	0
Drug/Narcotic Violations	8	8	0
Driving Under The Influence	24	24	0
Drunkenness	2	2	0
All Other Offenses	5	5	0
Others	2	2	0

Ceredo PD	TOTAL	44	44	0
------------------	--------------	-----------	-----------	----------

DNR - 5 - Wayne

All Other Offenses	39	37	1
--------------------	----	----	---

DNR - 5 - Wayne	TOTAL	39	37	1
------------------------	--------------	-----------	-----------	----------

Fort Gay PD

Drunkenness	1	1	0
-------------	---	---	---

Fort Gay PD	TOTAL	1	1	0
--------------------	--------------	----------	----------	----------

ARRESTS (Group "A" and "B") by AGENCY

2010

# of ARRESTS	Adult Arrests	Juvenile Arrests
--------------	---------------	------------------

Kenova PD

Sexual Assault With An Object	1	1	0
Aggravated Assault	1	1	0
Simple Assault	14	14	0
Burglary/Breaking & Entering	3	3	0
Shoplifting	3	3	0
Drug/Narcotic Violations	3	3	0
Weapon Law Violations	1	0	1
Driving Under The Influence	19	19	0
Drunkenness	5	5	0
All Other Offenses	17	17	0
Others	1	1	0

Kenova PD	TOTAL	68	67	1
------------------	--------------	-----------	-----------	----------

Wayne Co SO

Simple Assault	52	52	0
Intimidation	1	1	0
Burglary/Breaking & Entering	2	2	0
Motor Vehicle Theft	1	1	0
Driving Under The Influence	37	37	0
Drunkenness	1	1	0
Family Offenses (Nonviolent)	1	1	0
All Other Offenses	10	10	0

Wayne Co SO	TOTAL	105	105	0
--------------------	--------------	------------	------------	----------

Wayne PD

Simple Assault	2	2	0
Driving Under The Influence	1	1	0

Wayne PD	TOTAL	3	3	0
-----------------	--------------	----------	----------	----------

ARRESTS (Group "A" and "B") by AGENCY

2010

# of ARRESTS	Adult Arrests	Juvenile Arrests
--------------	---------------	------------------

Wayne SP

Murder and Nonnegligent Manslaughter	1	1	0		
Forcible Fondling	2	1	1		
Aggravated Assault	7	7	0		
Simple Assault	52	50	2		
Intimidation	5	5	0		
Robbery	1	1	0		
Burglary/Breaking & Entering	9	9	0		
Counterfeiting/Forgery	4	4	0		
Destruction/Damage/Vandalism of Property	11	9	2		
False Pretenses/Swindle/Confidence Game	1	1	0		
Shoplifting	6	6	0		
Theft From Building	3	3	0		
Theft From Motor Vehicle	1	1	0		
Motor Vehicle Theft	2	1	1		
Stolen Property Offenses	3	3	0		
Drug/Narcotic Violations	42	40	2		
Prostitution	1	1	0		
Pornography/Obscene Material	1	1	0		
Weapon Law Violations	1	1	0		
Disorderly Conduct	1	1	0		
Driving Under The Influence	11	11	0		
Drunkenness	1	1	0		
Liquor Law Violations	11	11	0		
Trespass of Real Property	3	3	0		
All Other Offenses	27	27	0		
Others	17	13	4		
Wayne SP	TOTAL	224	212	12	
Wayne	County	TOTAL	484	469	14

Webster County

DNR - 3 - Webster					
	All Other Offenses	134	129	5	
DNR - 3 - Webster	TOTAL	134	129	5	

ARRESTS (Group "A" and "B") by AGENCY

2010

# of ARRESTS	Adult Arrests	Juvenile Arrests
--------------	---------------	------------------

Upperglade SP

Forcible Fondling		1	1	0
Statutory Rape		1	1	0
Aggravated Assault		13	13	0
Simple Assault		3	3	0
Intimidation		3	3	0
Burglary/Breaking & Entering		5	3	2
Counterfeiting/Forgery		1	1	0
Destruction/Damage/Vandalism of Property		3	3	0
False Pretenses/Swindle/Confidence Game		1	1	0
Credit Card/Automatic Teller Fraud		1	1	0
Shoplifting		3	3	0
Theft From Building		1	1	0
Stolen Property Offenses		1	1	0
Drug/Narcotic Violations		17	17	0
Pornography/Obscene Material		1	1	0
Driving Under The Influence		15	15	0
Drunkenness		3	3	0
Family Offenses (Nonviolent)		1	1	0
Liquor Law Violations		9	8	1
All Other Offenses		16	16	0
Others		2	2	0
Upperglade SP	TOTAL	101	98	3
Webster	County	235	227	8

Wetzel County

DNR - 1 - Wetzel

Weapon Law Violations		1	1	0
Drunkenness		1	1	0
All Other Offenses		19	16	2
DNR - 1 - Wetzel	TOTAL	21	18	2

ARRESTS (Group "A" and "B") by AGENCY

2010

# of ARRESTS	Adult Arrests	Juvenile Arrests
--------------	---------------	------------------

Hundred SP

Forcible Fondling	1	1	0
Aggravated Assault	6	4	2
Simple Assault	14	14	0
Intimidation	4	3	1
Burglary/Breaking & Entering	7	7	0
Counterfeiting/Forgery	1	1	0
Destruction/Damage/Vandalism of Property	10	8	2
Shoplifting	2	2	0
Theft From Building	3	3	0
Theft From Motor Vehicle	1	1	0
Stolen Property Offenses	1	1	0
Drug/Narcotic Violations	8	8	0
Pornography/Obscene Material	1	1	0
Weapon Law Violations	1	0	1
Bad Checks	3	3	0
Driving Under The Influence	12	12	0
Liquor Law Violations	1	1	0
Trespass of Real Property	3	3	0
All Other Offenses	15	14	1
Others	1	1	0

Hundred SP **TOTAL** **95** **88** **7**

New Martinsville PD

Aggravated Assault	1	1	0
Simple Assault	4	4	0
Counterfeiting/Forgery	1	1	0
Shoplifting	3	3	0
Driving Under The Influence	1	1	0
All Other Offenses	4	4	0

New Martinsville PD **TOTAL** **14** **14** **0**

Paden City SP

Aggravated Assault	1	1	0
Simple Assault	7	7	0
Intimidation	2	2	0
False Pretenses/Swindle/Confidence Game	1	1	0
Theft From Motor Vehicle	1	1	0
Stolen Property Offenses	2	2	0
Drug/Narcotic Violations	12	12	0
Driving Under The Influence	3	3	0
Family Offenses (Nonviolent)	1	1	0
Liquor Law Violations	3	1	2
All Other Offenses	13	13	0

Paden City SP **TOTAL** **46** **44** **2**

ARRESTS (Group "A" and "B") by AGENCY

2010

# of ARRESTS	Adult Arrests	Juvenile Arrests
--------------	---------------	------------------

Wetzel Co SO

Aggravated Assault	2	2	0
Simple Assault	9	9	0
Kidnaping/Abduction	1	1	0
Arson	1	1	0
Drug/Narcotic Violations	2	2	0
Driving Under The Influence	6	5	1
Drunkenness	1	1	0
All Other Offenses	6	6	0
Others	2	2	0
Wetzel Co SO	TOTAL	30	29
Wetzel	County	TOTAL	206
			193
			12

Wirt County

DNR - 6 - Wirt

All Other Offenses	27	27	0
DNR - 6 - Wirt	TOTAL	27	27
			0

Elizabeth SP

Aggravated Assault	5	5	0
Simple Assault	15	14	1
Intimidation	1	1	0
Destruction/Damage/Vandalism of Property	4	4	0
Shoplifting	2	2	0
Drug/Narcotic Violations	6	6	0
Weapon Law Violations	1	1	0
Disorderly Conduct	2	2	0
Driving Under The Influence	5	5	0
Drunkenness	2	2	0
All Other Offenses	7	7	0
Others	2	2	0
Elizabeth SP	TOTAL	52	51
			1

Wirt Co SO

Aggravated Assault	5	5	0
Burglary/Breaking & Entering	2	2	0
Counterfeiting/Forgery	1	1	0
Destruction/Damage/Vandalism of Property	2	2	0
False Pretenses/Swindle/Confidence Game	1	1	0
Drug/Narcotic Violations	4	4	0
Driving Under The Influence	1	1	0
All Other Offenses	6	6	0
Others	3	3	0
Wirt Co SO	TOTAL	25	25
			0

ARRESTS (Group "A" and "B") by AGENCY

2010

# of ARRESTS	Adult Arrests	Juvenile Arrests
--------------	---------------	------------------

Wirt	County	TOTAL	104	103	1
-------------	---------------	--------------	------------	------------	----------

Wood County

DNR - 6 - Wood

Drug/Narcotic Violations	3	3	0
Bad Checks	1	1	0
All Other Offenses	128	125	3

DNR - 6 - Wood	TOTAL	132	129	3
-----------------------	--------------	------------	------------	----------

Parkersburg PD

Murder and Nonnegligent Manslaughter	1	1	0
Forcible Fondling	1	1	0
Aggravated Assault	55	53	2
Simple Assault	1	1	0
Intimidation	2	2	0
Robbery	3	3	0
Arson	1	1	0
Burglary/Breaking & Entering	6	6	0
Counterfeiting/Forgery	3	3	0
Destruction/Damage/Vandalism of Property	9	9	0
False Pretenses/Swindle/Confidence Game	5	5	0
Credit Card/Automatic Teller Fraud	1	1	0
Shoplifting	9	9	0
Motor Vehicle Theft	1	1	0
Stolen Property Offenses	2	2	0
Drug/Narcotic Violations	22	20	2
Weapon Law Violations	2	2	0
Bad Checks	2	2	0
Curfew/Loitering/Vagrancy Violations	2	2	0
Disorderly Conduct	45	45	0
Driving Under The Influence	85	85	0
Drunkenness	324	323	0
Family Offenses (Nonviolent)	4	4	0
Liquor Law Violations	29	29	0
Trespass of Real Property	12	11	1
All Other Offenses	266	261	3
Others	29	27	2

Parkersburg PD	TOTAL	922	909	10
-----------------------	--------------	------------	------------	-----------

ARRESTS (Group "A" and "B") by AGENCY

2010

# of ARRESTS	Adult Arrests	Juvenile Arrests
--------------	---------------	------------------

Parkersburg SP

Forcible Rape	1	1	0
Sexual Assault With An Object	1	1	0
Forcible Fondling	1	1	0
Aggravated Assault	4	3	1
Simple Assault	8	7	1
Intimidation	1	1	0
Robbery	2	2	0
Burglary/Breaking & Entering	2	2	0
Counterfeiting/Forgery	5	5	0
Destruction/Damage/Vandalism of Property	6	5	1
False Pretenses/Swindle/Confidence Game	1	1	0
Shoplifting	3	3	0
Theft From Building	1	1	0
Drug/Narcotic Violations	76	71	5
Weapon Law Violations	3	3	0
Disorderly Conduct	2	1	0
Driving Under The Influence	64	64	0
Drunkenness	19	19	0
Family Offenses (Nonviolent)	1	1	0
Liquor Law Violations	20	18	2
All Other Offenses	22	19	3
Others	4	4	0
Parkersburg SP	247	233	13
TOTAL			
tf Parkersburg Vio Crime			
Drug/Narcotic Violations	84	84	0
tf Parkersburg Vio Crime Narc TOTAL	84	84	0

ARRESTS (Group "A" and "B") by AGENCY

2010

# of ARRESTS	Adult Arrests	Juvenile Arrests
--------------	---------------	------------------

Vienna PD

Aggravated Assault	3	3	0
Simple Assault	40	40	0
Intimidation	3	3	0
Burglary/Breaking & Entering	1	1	0
Counterfeiting/Forgery	2	2	0
Destruction/Damage/Vandalism of Property	4	4	0
False Pretenses/Swindle/Confidence Game	2	2	0
Credit Card/Automatic Teller Fraud	1	1	0
Shoplifting	5	5	0
Theft From Building	1	1	0
Theft From Motor Vehicle	2	2	0
Stolen Property Offenses	2	2	0
Drug/Narcotic Violations	3	3	0
Drug Equipment Violations	1	1	0
Disorderly Conduct	1	1	0
Driving Under The Influence	22	22	0
Drunkenness	2	2	0
Trespass of Real Property	1	1	0
All Other Offenses	20	20	0
Others	20	20	0
Vienna PD	TOTAL	136	136
			0

ARRESTS (Group "A" and "B") by AGENCY

2010

# of ARRESTS	Adult Arrests	Juvenile Arrests
--------------	---------------	------------------

Wood Co SO

Aggravated Assault	51	50	1
Simple Assault	33	33	0
Intimidation	16	16	0
Robbery	2	2	0
Arson	2	2	0
Burglary/Breaking & Entering	18	18	0
Counterfeiting/Forgery	1	1	0
Destruction/Damage/Vandalism of Property	2	2	0
False Pretenses/Swindle/Confidence Game	1	1	0
Credit Card/Automatic Teller Fraud	3	3	0
Shoplifting	18	17	1
Theft From Building	2	1	1
Stolen Property Offenses	2	2	0
Drug/Narcotic Violations	49	47	2
Weapon Law Violations	4	4	0
Bad Checks	8	8	0
Disorderly Conduct	4	4	0
Driving Under The Influence	63	63	0
Drunkenness	26	26	0
Liquor Law Violations	33	23	10
Trespass of Real Property	1	1	0
All Other Offenses	294	285	8
Others	10	10	0
Wood Co SO	TOTAL	643	619
Wood County	TOTAL	2,164	2,110

Wyoming County

DNR - 4 - Wyoming

All Other Offenses	17	15	2
DNR - 4 - Wyoming	TOTAL	17	15

Jesse SP

Forcible Fondling	2	2	0
Aggravated Assault	3	2	1
Simple Assault	2	2	0
Burglary/Breaking & Entering	1	1	0
Weapon Law Violations	1	1	0
Driving Under The Influence	1	1	0
Liquor Law Violations	2	2	0
All Other Offenses	6	6	0
Others	2	2	0
Jesse SP	TOTAL	20	19

ARRESTS (Group "A" and "B") by AGENCY

2010

# of ARRESTS	Adult Arrests	Juvenile Arrests
--------------	---------------	------------------

Mullens PD				
		1	1	0
Sexual Assault With An Object		1	1	0
Aggravated Assault		2	2	0
Simple Assault		1	1	0
Robbery		1	1	0
Burglary/Breaking & Entering		7	7	0
Theft From Motor Vehicle		2	2	0
Driving Under The Influence		4	4	0
All Other Offenses		1	1	0
Others		1	1	0
Mullens PD	TOTAL	20	20	0
Oceana PD				
Aggravated Assault		2	2	0
Weapon Law Violations		1	1	0
Oceana PD	TOTAL	3	3	0
Wyoming Co SO				
Forcible Rape		1	1	0
Forcible Fondling		1	1	0
Aggravated Assault		3	3	0
Simple Assault		6	6	0
Burglary/Breaking & Entering		4	4	0
Destruction/Damage/Vandalism of Property		1	1	0
Stolen Property Offenses		1	1	0
Drug/Narcotic Violations		3	3	0
All Other Offenses		2	2	0
Others		4	4	0
Wyoming Co SO	TOTAL	26	26	0
Wyoming County	TOTAL	86	83	3
WEST VIRGINIA	TOTAL	59,888	57,302	2,540

NOTE

Some arrests did not report an age, so they could not be counted in either the juvenile or adult category. This explains why sometimes the two columns do NOT add to the total in the # of Arrests column.

This report only counts the one arrest listed in the incident for the person arrested. It does not include additional offenses in the incident that were cleared by the arrest.

Section III

Special Topics

Seized Drug Report Summary

2010

"Crack" Cocaine

Drug Type Measure	Quantity
Dose Units/Items	59.10
Gallon	1.00
Gram	1,860.32
Not Reported	4.00
Ounce	9.50

Additional Drug Types Beyond the two already reported

Drug Type Measure	Quantity
-------------------	----------

Amphetamines/Methamphetamines

Drug Type Measure	Quantity
Dose Units/Items	497.05
Fluid Ounce	7.00
Gram	1,495.53
Kilogram	0.10
Not Reported	5.00
Ounce	3.90

Barbituates

Drug Type Measure	Quantity
Dose Units/Items	383.02
Gram	
Milliliter	

Cocaine

Drug Type Measure	Quantity
Dose Units/Items	131.03
Fluid Ounce	2.00
Gram	3,966.19
Not Reported	7.00
Ounce	85.39
Pound	3.00

Hashish

Drug Type Measure	Quantity
Gram	28.05

Heroin

Drug Type Measure	Quantity
Dose Units/Items	1,527.58
Fluid Ounce	2.00
Gallon	1.00
Gram	811.07
Not Reported	4.00
Ounce	3.01

LSD

Drug Type Measure	Quantity
Dose Units/Items	46.05
Ounce	0.00

Seized Drug Report Summary

2010

Marijuana

Drug Type Measure	Quantity
Dose Units/Items	1,170.93
Fluid Ounce	2.05
Gallon	6.73
Gram	49,123.67
Kilogram	4.00
Milliliter	4.00
Not Reported	40.00
Number of Plants	7,969.60
Ounce	543.98
Pound	1,124.17

Morphine

Drug Type Measure	Quantity
Dose Units/Items	910.65
Fluid Ounce	1.00
Gram	5.60
Milliliter	20.00
Not Reported	1.00

Opium

Drug Type Measure	Quantity
Dose Units/Items	283.53
Gram	11.00

Other Depressants (Glutethimide, Quaaludes, etc.)

Drug Type Measure	Quantity
Dose Units/Items	4,287.16
Gram	693.00
Not Reported	3.00
Ounce	

Other Drugs (Antidepressants, Tranquilizers, etc.)

Drug Type Measure	Quantity
Dose Units/Items	6,670.79
Fluid Ounce	0.01
Gram	374.91
Kilogram	2.00
Liter	37.50
Milliliter	0.01
Not Reported	4.00
Ounce	22.00
Pound	1.00

Other Hallucinogens (BMDA, DMT, Mescaline, Peyote, etc.)

Drug Type Measure	Quantity
Dose Units/Items	250.67
Fluid Ounce	1.00
Gram	20.00
Number of Plants	4.00

Seized Drug Report Summary

2010

Other Narcotics (Codeine, Demerol, Dilaudid, Methadone, etc.)

Drug Type Measure	Quantity
Dose Units/Items	31,369.37
Fluid Ounce	18.50
Gallon	1.00
Gram	2,679.25
Kilogram	8.00
Milliliter	94.08
Not Reported	7.00
Ounce	64.00

Other Stimulants (Adipex, Fastine, Benzadrine, etc.)

Drug Type Measure	Quantity
Dose Units/Items	2,055.06
Gram	61.90
Milliliter	0.00
Not Reported	3.00

PCP

Drug Type Measure	Quantity
Dose Units/Items	2.00
Gram	

Unknown Type Drug

Drug Type Measure	Quantity
Dose Units/Items	1,838.42
Fluid Ounce	1.00
Gallon	1.00
Gram	83.00
Not Reported	18.00
Ounce	4.00

DOMESTIC VIOLENCE

2010

Domestic violence is a phenomenon that erodes the infrastructure of our families; our social makeup and our culture as well threaten the integrity of our future. Because the West Virginia legislature has recognized the importance of addressing this issue, the WV code (§ 48-27-101) expresses that:

- ***“Every person has a right to be safe and secure in his or her home and family and to be free from domestic violence.***
- ***Children are often physically assaulted or witness violence against one of their parents or other family or household members, violence which too often untimely results in death. These children may suffer deep and lasting emotional harm from victimization and exposure from domestic violence.***
- ***Domestic violence is a major health and law enforcement problem with enormous costs to the state in both dollars and human lives. It affects people of all racial and ethnic backgrounds and all socioeconomic classes; and***
- ***Domestic violence can be deterred, prevented or reduced by legal intervention that treats this problem with the seriousness that it deserves.”***

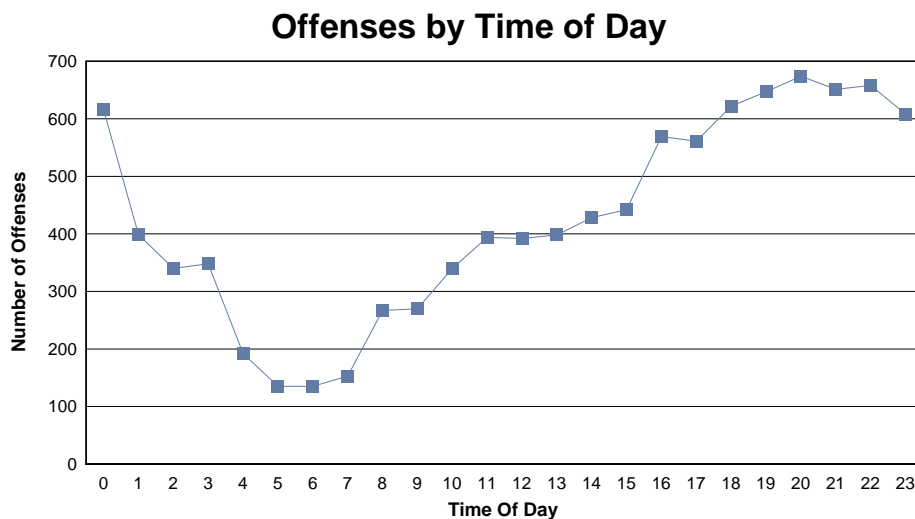
“Domestic violence “or “abuse” in West Virginia is defined by §48-27-202 as the occurrence of one or more of the following acts between family or household members:

- ***“Attempting to cause or intentionally knowingly or recklessly causing physical harm to another with or without dangerous or deadly weapons;***
- ***Placing another in reasonable apprehension of physical harm;***
- ***Creating fear of physical harm by harassment, psychological abuse or threatening acts;***
- ***Committing either sexual assault or sexual abuse...;***
- ***Holding, confining detaining or abducting another person against that person’s will.”***

The following reports summarize the information on Domestic Violence in West Virginia as reported to law enforcement during 2010.

Domestic Violence

2010 Offenses and Time of Day



	0.00	1.00	2.00	3.00	4.00	5.00	6.00	7.00	8.00	9.00	10.00	11.00	12.00	13.00	14.00	15.00	16.00	17.00	18.00	19.00	20.00	21.00	22.00	23.00	Total
Aggravated Assault	107	69	48	45	23	7	20	18	31	35	36	47	43	53	59	54	81	66	70	83	99	100	86	88	1,368
Forcible Fondling	28	5	4	1	2	0	0	0	16	16	4	5	11	6	6	6	9	6	6	8	2	2	3	3	149
Forcible Rape	13	2	4	3	1	0	3	0	7	3	4	2	0	1	2	3	3	5	4	2	2	2	1	1	68
Forcible Sodomy	2	0	2	0	0	0	0	0	2	1	2	0	2	0	1	1	2	2	2	0	2	2	0	0	23
Incest	8	0	1	0	0	1	0	0	0	0	2	0	0	0	0	0	0	2	0	0	1	0	1	0	16
Intimidation	68	37	21	29	10	12	11	12	38	33	33	45	43	48	47	45	56	59	69	65	74	52	44	68	1,019
Kidnaping/Abduction	4	1	1	1	2	0	1	1	1	1	2	2	3	2	5	2	4	2	2	3	3	2	2	1	48
Murder and Nonnegligent Mansl	1	1	1	1	0	1	0	0	1	1	0	0	1	1	1	3	0	2	1	1	4	0	1	1	23
Negligent Manslaughter	0	0	0	0	0	0	0	0	0	0	0	0	0	0	0	0	0	0	0	0	0	0	1	0	1
Sexual Assault With An Object	17	0	0	1	0	1	0	1	11	3	6	6	4	3	2	1	2	2	3	3	2	0	3	0	71
Simple Assault	364	284	258	267	154	113	100	121	159	176	251	286	285	284	304	327	412	415	464	482	485	490	516	446	7,443
Statutory Rape	4	0	0	0	0	0	0	0	1	1	0	1	0	0	1	0	0	1	0	0	1	0	0	0	10
Total	616	399	340	348	192	135	135	153	267	270	340	394	392	398	428	442	569	561	622	647	674	651	658	608	10,239

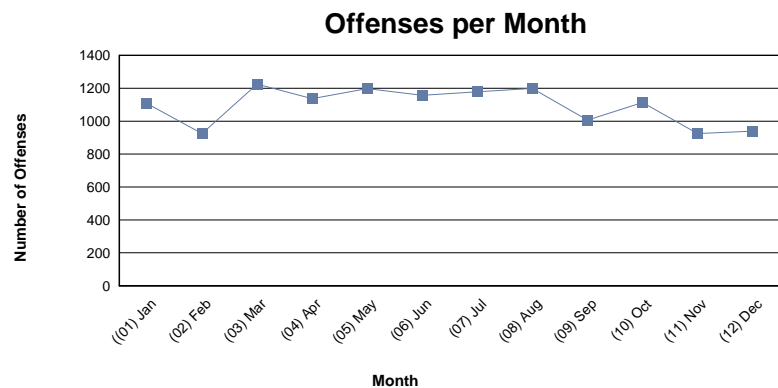
NOTE

An INCIDENT (or investigation) may involve more than one offense. This explains why domestic violence totals vary in different reports.

Times are listed in military time. Offenses that did not have a time reported were not included in this report.

Offenses and Incident Month

2010 Domestic Violence



	((01) Jan	(02) Feb	(03) Mar	(04) Apr	(05) May	(06) Jun	(07) Jul	(08) Aug	(09) Sep	(10) Oct	(11) Nov	(12) Dec	Total
Aggravated Assault	166	133	201	194	214	168	175	190	196	211	157	173	2,178
Forcible Fondling	24	19	25	16	28	31	26	20	17	10	9	15	240
Forcible Rape	13	12	13	5	5	16	12	8	8	7	3	6	108
Forcible Sodomy	2	3	5	3	4	2	5	0	3	1	0	5	33
Incest	2	2	6	0	2	2	2	2	0	1	4	0	23
Intimidation	116	84	128	85	105	125	120	105	92	125	93	75	1,253
Kidnaping/Abduction	5	6	7	1	2	8	14	6	5	6	3	3	66
Murder and Nonnegligent Manslaughter	3	2	3	2	3	6	1	2	5	0	1	4	32
Negligent Manslaughter	0	0	0	1	0	0	0	0	0	0	0	2	3
Sexual Assault With An Object	16	6	10	6	7	10	17	10	5	5	8	3	103
Simple Assault	758	656	826	821	826	788	805	856	672	745	647	653	9,053
Statutory Rape	3	2	1	3	2	1	2	0	3	2	0	0	19
Total	1,108	925	1,225	1,137	1,198	1,157	1,179	1,199	1,006	1,113	925	939	13,111

NOTE

An INCIDENT (or investigation) may involve more than one offense. This explains the difference in domestic violence totals in different reports.

Offenses and Victim to Offender Relationships

2010 Domestic Violence

	Child of Intimate Partner	Estranged Spouse	Homosexual Relationship	Intimate Partner	Other Household Member	Victim was Boyfriend/Girlfriend	Victim was Child	Victim was Common-Law Spouse	Victim was Ex-Spouse	Victim was Grandchild	Victim was Grandparent	Victim was Inlaw	Victim was Other Family Member	Victim was Parent	Victim was Sibling (Brother or Sister)	Victim was Spouse	Victim was Stepchild	Victim was Stepparent	Victim was Stepsibling (Stepbrother or Stepsister)	Total
Aggravated Assault	23	10	13	236	39	321	428	92	25	15	19	34	163	148	101	347	25	16	3	2,058
Forcible Fondling	6	0	0	3	20	7	74	1	1	20	0	0	55	1	9	3	25	3	4	232
Forcible Rape	1	1	0	24	6	19	12	1	2	3	0	4	18	0	7	2	1	2	0	103
Forcible Sodomy	1	0	0	3	4	4	5	0	0	2	0	0	6	0	3	1	1	0	2	32
Incest	1	0	0	0	0	0	7	0	0	3	0	0	3	0	2	0	4	1	0	21
Intimidation	5	40	7	214	20	155	48	84	61	2	10	23	75	100	53	224	6	10	1	1,138
Kidnaping/Abduction	1	1	0	14	0	3	14	7	6	5	0	0	2	2	1	5	2	1	0	64
Murder and Nonnegligent Manslaugh	1	1	0	3	1	2	6	0	0	0	0	1	1	2	2	7	2	0	1	30

	Child of Intimate Partner	Estranged Spouse	Homosexual Relationship	Intimate Partner	Other Household Member	Victim was Boyfriend/Girlfriend	Victim was Child	Victim was Common-Law Spouse	Victim was Ex-Spouse	Victim was Grandchild	Victim was Grandparent	Victim was Inlaw	Victim was Other Family Member	Victim was Parent	Victim was Sibling (Brother or Sister)	Victim was Spouse	Victim was Stepchild	Victim was Stepparent	Victim was Stepsibling (Stepbrother or Stepsister)	Total
Negligent Manslaughter	0	0	0	0	0	0	2	0	0	0	0	0	0	0	1	0	0	0	0	3
Sexual Assault With An Object	5	1	1	4	5	5	21	1	4	9	0	1	13	0	10	1	7	0	3	91
Simple Assault	60	131	103	2,118	252	993	490	640	171	23	57	149	443	748	531	1,757	112	83	12	8,873
Statutory Rape	1	0	0	3	2	6	2	0	0	0	0	0	2	0	0	0	0	0	0	16
Total	105	185	124	2,622	349	1,515	1,109	826	270	82	86	212	781	1,001	720	2,347	185	116	26	12,661

NOTE

This report lists offenses. An INCIDENT may contain more than one offense. This explains differences in domestic violence totals in various reports.

Victim/Offender Relationship and Weapon Used During Offense

2010 Domestic Violence

	Asphyxiation (by Drowning, Strangulation)	Blunt Object (Club, Hammer, etc.)	Drugs/Narcotics/Sleeping Pills	Fire/Incendiary Device	Firearm - Automatic (Type Not Stated)	Firearm (Type Not Stated)	Handgun	Handgun - Automatic	Knife/Cutting Instrument (Icepick, etc.)	Motor Vehicle (When Used as Weapon)	None	Other	Other Firearm	Other Firearm - Automatic	Personal Weapons (Hands, Feet, etc.)	Poison	Rifle	Rifle - Automatic	Shotgun	Unknown	Total
Child of Intimate Partner	0	0	0	0	0	0	0	0	0	0	13	12	0	0	65	0	0	0	2	10	102
Estranged Spouse	0	1	0	0	0	0	2	0	2	1	30	18	0	0	87	0	0	0	1	5	147
Homosexual Relationship	0	2	0	0	0	0	0	0	3	0	11	9	0	0	89	0	0	0	0	5	119
Intimate Partner	0	30	3	1	0	8	13	0	58	5	293	145	2	0	1,851	0	7	0	3	68	2,487
Other Household Member	0	9	0	0	0	0	0	0	12	1	41	34	0	0	239	0	0	0	0	13	349
Victim was Boyfriend/Girlfriend	1	17	0	1	0	6	8	0	28	8	159	45	2	0	1,068	0	2	0	2	34	1,381
Victim was Child	1	18	16	0	0	6	11	0	19	4	136	167	0	0	637	1	5	0	1	65	1,087
Victim was Common-Law Spouse	0	10	1	1	0	1	1	0	18	3	124	40	0	0	523	1	4	0	0	28	755

	Asphyxiation (by Drowning, Strangulation)	Blunt Object (Club, Hammer, etc.)	Drugs/Narcotics/Sleeping Pills	Fire/Incendiary Device	Firearm - Automatic (Type Not Stated)	Firearm (Type Not Stated)	Handgun	Handgun - Automatic	Knife/Cutting Instrument (Icepick, etc.)	Motor Vehicle (When Used as Weapon)	None	Other	Other Firearm	Other Firearm - Automatic	Personal Weapons (Hands, Feet, etc.)	Poison	Rifle	Rifle - Automatic	Shotgun	Unknown	Total
Victim was Ex-Spouse	0	1	0	0	0	0	4	0	4	1	39	14	0	0	147	0	0	0	1	5	216
Victim was Grandchild	0	0	0	0	0	0	0	0	2	1	31	4	0	0	34	0	0	0	0	6	78
Victim was Grandparent	0	0	0	0	0	1	3	0	6	0	18	5	0	0	44	0	0	0	0	4	81
Victim was Inlaw	0	8	0	0	0	1	4	1	7	2	23	9	0	0	134	0	1	0	3	5	198
Victim was Other Family Member	0	19	0	0	0	4	10	0	12	1	109	45	3	0	485	0	3	0	1	33	725
Victim was Parent	0	22	1	0	0	2	7	0	22	0	131	76	0	0	620	0	2	0	5	46	934
Victim was Sibling (Brother or Sister)	0	11	0	0	0	3	6	0	24	1	83	48	2	1	504	0	3	0	2	19	707
Victim was Spouse	0	26	1	0	1	8	35	2	38	8	328	118	0	0	1,531	1	5	1	5	59	2,167
Victim was Stepchild	0	3	0	0	0	0	1	0	5	1	26	13	0	0	127	0	0	0	0	6	182
Victim was Stepparent	0	1	0	0	0	0	0	0	5	0	13	9	0	0	76	0	0	0	0	1	105
Victim was Stepsibling (Stepbrother or Stepsister)	0	1	0	0	0	0	0	0	2	0	4	2	0	0	17	0	0	0	0	0	26
Total	2	179	22	3	1	40	105	3	267	37	1612	813	9	1	8278	3	32	1	26	412	11,846

Victim Offense/Age and Characteristics

2010 Domestic Violence

Offense	Age Group	Victim Sex			Victim Race					Victim Ethnicity			Victim Resident Status		
		Male	Female	Unk	White	Black	Asian	Indian	Unk	Hispanic	NonHisp.	Unk	Resident	NonResident	Unk
Aggravated Assault	'00' - Unknown	27	27	2	44	5	1	0	6	0	43	11	52	4	0
	10 and Under	204	152	2	307	38	0	0	13	2	317	38	316	37	4
	11 - 12	22	13	0	30	2	0	0	3	0	32	3	32	3	0
	13 - 14	19	22	0	34	6	0	0	1	0	34	6	40	1	0
	15	7	12	0	17	2	0	0	0	0	16	3	17	2	0
	16	9	17	0	23	3	0	0	0	2	21	3	25	1	0
	17	6	18	0	18	5	0	0	1	0	23	1	23	1	0
	18	10	27	0	34	3	0	0	0	0	35	2	33	3	0
	19	5	26	0	29	2	0	0	0	0	28	2	27	3	0
	20	7	32	0	33	6	0	0	0	0	38	1	34	1	0
	21	9	52	0	55	6	0	0	0	0	53	8	53	8	0
	22	9	37	0	42	3	0	0	1	1	41	4	39	5	1
	23	12	38	0	46	3	0	0	1	1	43	6	43	6	0
	24	13	32	0	41	4	0	0	0	0	43	2	41	3	0
	25 - 29	69	187	0	240	13	0	0	3	5	229	19	231	20	2
	30 - 34	51	147	3	183	16	0	0	2	0	184	16	188	6	2
	35 - 39	55	117	0	168	4	0	0	0	0	157	12	158	10	0
	40 - 44	67	103	2	158	12	1	0	1	0	157	15	160	10	0
	45 - 49	35	83	1	114	5	0	0	0	1	113	4	112	5	0
	50 - 54	43	62	1	100	4	0	1	1	0	103	3	100	4	0
55 - 59	21	27	0	46	1	0	0	1	0	43	5	47	1	0	
60 - 64	21	13	0	30	3	0	0	1	0	32	2	33	1	0	
65 and Over	27	32	1	58	2	0	0	0	0	55	5	58	1	0	
Forcible Fondling	'00' - Unknown	2	1	0	3	0	0	0	0	0	3	0	3	0	0
	10 and Under	47	103	1	140	4	0	0	7	2	131	17	114	25	2
	11 - 12	5	14	0	17	1	0	0	1	0	18	1	17	2	0
	13 - 14	0	19	0	18	0	0	0	1	0	18	1	16	3	0
	15	2	9	0	11	0	0	0	0	0	10	1	10	1	0
	16	0	7	0	7	0	0	0	0	0	7	0	4	2	0
	17	0	7	0	7	0	0	0	0	0	6	1	5	2	0
	18	0	2	0	2	0	0	0	0	0	2	0	2	0	0
	19	0	3	0	3	0	0	0	0	0	3	0	3	0	0
	23	0	2	0	2	0	0	0	0	0	2	0	2	0	0
	25 - 29	0	5	0	5	0	0	0	0	0	4	1	3	2	0
	30 - 34	0	6	0	4	2	0	0	0	0	5	1	5	1	0
	40 - 44	1	1	0	2	0	0	0	0	0	2	0	1	1	0

Victim Offense/Age and Characteristics

2010 Domestic Violence

Offense	Age Group	Victim Sex			Victim Race					Victim Ethnicity			Victim Resident Status			
		Male	Female	Unk	White	Black	Asian	Indian	Unk	Hispanic	NonHisp.	Unk	Resident	NonResident	Unk	
Forcible Rape	45 - 49	0	1	0	1	0	0	0	0	0	1	0	1	0	0	
	65 and Over	0	1	0	1	0	0	0	0	0	1	0	1	0	0	
	'00' - Unknown	0	1	0	1	0	0	0	0	0	1	0	1	0	0	
	10 and Under	1	20	0	21	0	0	0	0	0	21	0	19	0	0	
	11 - 12	0	5	0	5	0	0	0	0	0	5	0	4	1	0	
	13 - 14	0	17	0	17	0	0	0	0	0	14	3	15	1	0	
	15	1	12	0	13	0	0	0	0	0	10	3	10	3	0	
	16	1	4	0	5	0	0	0	0	0	5	0	5	0	0	
	17	0	3	0	2	0	0	0	1	0	3	0	2	1	0	
	18	0	5	0	5	0	0	0	0	0	5	0	4	0	0	
	19	0	2	0	2	0	0	0	0	0	2	0	2	0	0	
	20	0	4	0	3	0	0	0	1	0	2	2	4	0	0	
	21	0	2	0	1	1	0	0	0	0	2	0	2	0	0	
	22	0	1	0	1	0	0	0	0	0	1	0	1	0	0	
	23	0	1	0	1	0	0	0	0	0	1	0	1	0	0	
	24	0	1	0	1	0	0	0	0	0	0	1	1	0	0	
	25 - 29	0	9	0	6	2	0	1	0	0	9	0	7	1	0	
	30 - 34	2	4	0	6	0	0	0	0	0	5	1	4	0	1	
	35 - 39	0	6	0	4	2	0	0	0	0	5	1	6	0	0	
	45 - 49	0	3	0	3	0	0	0	0	0	3	0	3	0	0	
50 - 54	0	3	0	3	0	0	0	0	0	2	1	1	2	0		
Forcible Sodomy	10 and Under	13	8	0	20	1	0	0	0	0	20	1	18	2	0	
	11 - 12	2	0	0	2	0	0	0	0	0	2	0	2	0	0	
	13 - 14	0	1	0	1	0	0	0	0	0	1	0	1	0	0	
	16	0	1	0	1	0	0	0	0	0	1	0	1	0	0	
	18	0	1	0	1	0	0	0	0	0	1	0	1	0	0	
	21	0	1	0	1	0	0	0	0	0	0	1	1	0	0	
	23	0	1	0	1	0	0	0	0	0	1	0	1	0	0	
	24	0	1	0	1	0	0	0	0	0	1	0	1	0	0	
	25 - 29	0	1	0	1	0	0	0	0	0	1	0	1	0	0	
	35 - 39	0	1	0	1	0	0	0	0	0	1	0	1	0	0	
	45 - 49	0	1	0	1	0	0	0	0	0	1	0	1	0	0	
	Incest	'00' - Unknown	2	1	0	1	0	0	0	2	0	1	0	3	0	0
		10 and Under	1	4	0	5	0	0	0	0	0	5	0	5	0	0
11 - 12		1	1	0	2	0	0	0	0	0	2	0	2	0	0	

Victim Offense/Age and Characteristics

2010 Domestic Violence

Offense	Age Group	Victim Sex			Victim Race					Victim Ethnicity			Victim Resident Status		
		Male	Female	Unk	White	Black	Asian	Indian	Unk	Hispanic	NonHisp.	Unk	Resident	NonResident	Unk
Intimidation	13 - 14	1	6	0	7	0	0	0	0	0	6	1	6	0	0
	15	0	1	0	1	0	0	0	0	0	1	0	1	0	0
	16	0	1	0	1	0	0	0	0	0	1	0	1	0	0
	17	0	1	0	1	0	0	0	0	0	1	0	1	0	0
	19	1	0	0	1	0	0	0	0	0	1	0	1	0	0
	35 - 39	0	1	0	1	0	0	0	0	0	1	0			
	'00' - Unknown	10	16	1	25	0	0	0	2	0	21	6	20	2	1
	10 and Under	7	1	0	6	1	0	0	1	0	8	0	8	0	0
	11 - 12	1	2	0	2	1	0	0	0	0	2	1	3	0	0
	13 - 14	4	4	0	8	0	0	0	0	0	8	0	8	0	0
	15	4	7	0	11	0	0	0	0	0	11	0	8	1	0
	16	4	8	0	12	0	0	0	0	0	11	0	11	0	1
	17	3	10	0	12	1	0	0	0	0	12	1	12	1	0
	18	7	22	0	25	3	0	0	1	0	26	3	27	1	0
	19	1	29	0	25	5	0	0	0	0	28	2	23	4	0
	20	5	31	0	29	7	0	0	0	0	35	1	34	1	0
	21	2	30	0	26	3	0	0	3	2	28	2	27	4	0
	22	7	24	0	27	2	0	0	2	2	28	0	27	4	0
	23	4	24	0	27	1	0	0	0	0	28	0	28	0	0
	24	10	27	0	30	6	0	0	1	0	36	0	34	2	0
	25 - 29	25	117	1	126	16	1	0	0	0	137	6	132	8	0
	30 - 34	32	150	0	163	19	0	0	0	2	168	11	165	9	2
	35 - 39	25	127	1	144	9	0	0	0	0	136	16	136	10	0
	40 - 44	28	80	1	97	11	0	0	1	1	104	4	103	6	0
	45 - 49	22	66	0	78	8	0	0	2	0	83	5	77	6	2
	50 - 54	9	51	0	53	5	0	0	2	0	54	6	53	3	1
	55 - 59	17	28	0	43	2	0	0	0	0	44	1	43	1	0
60 - 64	9	21	0	27	3	0	0	0	0	26	4	28	2	0	
65 and Over	9	23	0	28	4	0	0	0	0	30	2	31	0	0	
Kidnaping/Abduction	'00' - Unknown	0	2	0	1	0	0	0	1	0	1	1	1	0	1
	10 and Under	11	9	0	15	4	0	0	1	0	18	2	18	1	0
	11 - 12	2	0	0	1	0	0	0	1	0	1	1	2	0	0
	16	1	2	0	3	0	0	0	0	0	3	0	3	0	0
	18	0	1	0	1	0	0	0	0	0	1	0	1	0	0
	22	0	2	0	2	0	0	0	0	0	2	0	0	1	0
	23	0	2	0	0	2	0	0	0	0	2	0	2	0	0

Victim Offense/Age and Characteristics

2010 Domestic Violence

Offense	Age Group	Victim Sex			Victim Race					Victim Ethnicity			Victim Resident Status		
		Male	Female	Unk	White	Black	Asian	Indian	Unk	Hispanic	NonHisp.	Unk	Resident	NonResident	Unk
	24	0	1	0	1	0	0	0	0	0	1	0	1	0	0
	25 - 29	1	9	0	10	0	0	0	0	0	9	1	8	2	0
	30 - 34	1	6	0	6	1	0	0	0	0	6	1	6	1	0
	35 - 39	0	5	0	5	0	0	0	0	0	5	0	5	0	0
	40 - 44	1	2	0	2	1	0	0	0	0	2	1	2	1	0
	45 - 49	0	5	0	4	1	0	0	0	0	5	0	5	0	0
	50 - 54	0	1	0	1	0	0	0	0	0	1	0	1	0	0
Murder and Nonnegligent Manslaughter															
	'00' - Unknown	1	0	0	1	0	0	0	0	0	1	0	1	0	0
	10 and Under	4	2	1	6	1	0	0	0	1	6	0	7	0	0
	25 - 29	2	1	0	3	0	0	0	0	0	3	0	3	0	0
	30 - 34	1	5	0	5	1	0	0	0	0	5	1	6	0	0
	35 - 39	0	2	0	2	0	0	0	0	0	2	0	2	0	0
	40 - 44	2	0	0	2	0	0	0	0	0	2	0	2	0	0
	45 - 49	1	1	0	2	0	0	0	0	0	1	1	2	0	0
	50 - 54	3	2	0	4	1	0	0	0	0	5	0	5	0	0
	60 - 64	1	1	0	2	0	0	0	0	0	1	1	2	0	0
Negligent Manslaughter															
	10 and Under	2	0	0	2	0	0	0	0	0	2	0	2	0	0
	15	1	0	0	0	1	0	0	0	0	1	0	0	1	0
Sexual Assault With An Object															
	10 and Under	8	40	0	42	6	0	0	0	2	45	1	39	2	0
	11 - 12	0	5	0	4	0	1	0	0	0	5	0	4	0	0
	13 - 14	1	14	0	14	1	0	0	0	0	14	1	9	3	0
	15	1	7	0	8	0	0	0	0	0	7	1	6	2	0
	16	0	4	0	4	0	0	0	0	0	4	0	4	0	0
	17	0	3	0	3	0	0	0	0	0	3	0	2	1	0
	19	0	2	0	2	0	0	0	0	0	2	0	1	0	0
	20	0	1	0	1	0	0	0	0	0	1	0			
	21	0	2	0	2	0	0	0	0	0	1	1	2	0	0
	23	0	1	0	1	0	0	0	0	0	1	0	1	0	0
	25 - 29	0	3	0	3	0	0	0	0	0	3	0	3	0	0
	30 - 34	0	5	0	4	1	0	0	0	0	2	3	4	1	0
	35 - 39	0	1	0	1	0	0	0	0	0	1	0	1	0	0
	40 - 44	0	1	0	1	0	0	0	0	0	1	0	1	0	0
	45 - 49	0	2	0	2	0	0	0	0	0	2	0	2	0	0
	55 - 59	0	1	0	0	0	0	0	1	0	1	0	1	0	0
	65 and Over	0	1	0	1	0	0	0	0	0	1	0	1	0	0

Victim Offense/Age and Characteristics

2010 Domestic Violence

Offense	Age Group	Victim Sex			Victim Race					Victim Ethnicity			Victim Resident Status		
		Male	Female	Unk	White	Black	Asian	Indian	Unk	Hispanic	NonHisp.	Unk	Resident	NonResident	Unk
Simple Assault	'00' - Unknown	25	81	2	87	8	0	0	13	1	79	28	86	5	8
	10 and Under	107	76	1	158	21	0	0	5	2	168	14	152	18	1
	11 - 12	39	25	1	58	6	1	0	0	0	60	4	54	4	0
	13 - 14	27	82	0	85	19	0	0	5	1	96	11	94	4	0
	15	38	57	0	87	7	1	0	0	0	87	8	82	2	0
	16	45	60	0	95	10	0	0	0	0	92	13	90	1	0
	17	36	110	0	122	21	1	0	2	1	137	8	117	13	0
	18	53	159	0	185	26	0	0	1	1	191	20	166	22	2
	19	54	197	1	216	34	0	0	2	1	220	31	208	22	3
	20	49	241	0	249	37	1	0	3	3	251	36	242	28	0
	21	52	285	0	280	50	1	0	6	3	295	39	274	27	3
	22	40	234	0	248	23	0	0	3	1	232	41	233	20	0
	23	57	270	0	284	34	0	0	9	5	282	39	276	26	2
	24	59	255	0	284	27	1	0	2	2	283	29	254	26	2
	25 - 29	292	1,126	0	1,281	126	1	1	9	11	1,260	147	1,185	98	8
	30 - 34	278	888	0	1,051	103	3	0	9	5	1,021	139	989	80	2
	35 - 39	224	814	0	952	74	5	0	7	5	906	127	878	64	5
	40 - 44	224	600	0	742	75	3	0	4	2	735	86	705	50	5
45 - 49	232	439	1	608	56	1	0	7	5	601	66	588	25	2	
50 - 54	129	275	0	369	30	0	0	5	1	364	39	333	29	1	
55 - 59	109	146	0	229	21	2	0	3	0	235	20	220	7	0	
60 - 64	64	86	1	144	6	1	0	0	0	138	13	125	11	0	
65 and Over	67	112	0	167	10	0	0	2	0	164	15	157	7	0	
Statutory Rape	10 and Under	0	4	0	2	2	0	0	0	0	3	1	2	2	0
	11 - 12	0	1	0	1	0	0	0	0	0	1	0	0	1	0
	13 - 14	0	6	0	6	0	0	0	0	0	3	3	4	1	0
	15	0	6	0	6	0	0	0	0	0	4	2	6	0	0
	16	0	1	0	1	0	0	0	0	0	1	0	1	0	0
	Total		3,421	9,281	25	11,419	1,115	26	3	164	74	11,351	1,276	10,917	860

NOTE

This report lists offenses. An INCIDENT may contain more than one offense. This explains difference in domestic violence totals in various reports.

Domestic Violence

2010

	Total Investigations	Is the Complainant the Victim?	Repeat Complainants	How many previous calls?	Extent of Abuse				Action Taken			Average Response Time in minutes	Total Time Involved in hours
					Simple Assaults	Aggravated Assaults	Homicides	Other	Arrest	Referral	Other		
Barbour County													
Barbour Co SO	16	22	4	15	19	0	0	4	14	0	9	14	1,336
Belington PD	8	26	19	25	6	19	0	2	24	1	2	0	35
Philippi PD	10	10	0	0	9	0	0	1	3	1	6	4	21
Philippi SP	25	37	12	39	37	3	0	1	27	6	16	29	62
TOTAL for Barbour County	59	95	35	79	71	22	0	8	68	8	33	17	1,454
Berkeley County													
Berkeley Co SO	323	272	113	194	394	23	0	47	289	9	168	14	657
Martinsburg PD	180	187	105	259	178	21	0	48	178	2	67	3	306
Martinsburg SP	160	187	65	144	162	33	0	79	133	20	137	20	495
TOTAL for Berkeley County	663	646	283	597	734	77	0	174	600	31	372	13	1,458
Boone County													
Boone Co SO	22	22	1	1	12	7	0	3	5	14	3	17	51
Madison SP	60	61	31	108	46	11	0	11	41	9	18	15	165
Whitesville SP	20	34	15	17	18	9	0	11	26	4	8	48	119

	Total Investigations	Is the Complainant the Victim?	Repeat Complainants	How many previous calls?	Extent of Abuse				Action Taken			Average Response Time in minutes	Total Time Involved in hours
					Simple Assaults	Aggravated Assaults	Homicides	Other	Arrest	Refferal	Other		
TOTAL for Boone County	102	117	47	126	76	27	0	25	72	27	29	22	335
Braxton County													
Braxton Co SO	20	21	0	0	12	7	0	5	18	1	5	10	63
Sutton SP	37	39	22	44	31	6	0	17	38	1	15	19	148
TOTAL for Braxton County	57	60	22	44	43	13	0	22	56	2	20	16	211
Brooke County													
Brooke Co SO	53	56	22	13	47	1	0	8	38	9	13	128	73
Follansbee PD	8	5	4	6	7	0	0	1	5	2	1	2	13
Wellsburg PD	24	30	14	35	17	0	2	11	15	9	6	7	27
Wellsburg SP	11	11	2	5	5	3	0	6	7	2	5	25	21
TOTAL for Brooke County	96	102	42	59	76	4	2	26	65	22	25	75	134
CABELL County													
Cabell CO SO	164	235	16	18	269	6	0	32	139	6	162	25	366
Barboursville PD	30	37	7	9	33	0	0	7	16	34	12	5	48
Huntington PD	445	469	17	65	446	12	0	24	171	13	300	17	734
Milton PD	7	7	1	8	6	0	0	1	1	6	0	2	14
Marshall Univ Police	5	7	1	4	6	0	0	6	4	0	8	15	1,096
Huntington SP	91	79	27	64	82	3	0	14	42	31	26	9	145

	Total Investigations	Is the Complainant the Victim?	Repeat Complainants	How many previous calls?	Extent of Abuse				Action Taken			Average Response Time in minutes	Total Time Involved in hours
					Simple Assaults	Aggravated Assaults	Homicides	Other	Arrest	Referral	Other		
TOTAL for Cabell County	740	834	69	168	842	21	0	84	373	90	508	17	2,403
Calhoun County													
Grantsville SP	24	24	5	17	20	1	0	4	14	5	6	20	53
TOTAL for Calhoun County	24	24	5	17	20	1	0	4	14	5	6	20	53
Clay County													
Clay SP	26	23	5	13	14	6	0	8	12	7	9	24	70
TOTAL for Clay County	26	23	5	13	14	6	0	8	12	7	9	24	70
Doddridge County													
Doddridge Co SO	17	31	0	40	26	4	0	1	24	7	0	4	70
West Union SP	11	11	4	5	7	1	0	3	8	7	4	25	24
TOTAL for Doddridge County	28	42	4	45	33	5	0	4	32	14	4	12	94
Fayette County													
Fayette Co SO	147	139	9	12	104	33	2	50	62	8	119	26	319
Montgomery PD	2	2	0	0	1	0	0	1	2	0	0	5	180
Oak Hill PD	1	1	0	0	0	1	0	0	1	0	0	8	1
WVU Tech-Security	2	5	0	0	1	0	0	4	0	0	5	4	4
Gauley Bridge SP	6	8	8	18	6	0	0	2	6	2	0	15	16
Oak Hill SP	21	18	8	20	11	6	0	5	10	4	8	14	86

	Total Investigations	Is the Complainant the Victim?	Repeat Complainants	How many previous calls?	Extent of Abuse				Action Taken			Average Response Time in minutes	Total Time Involved in hours
					Simple Assaults	Aggravated Assaults	Homicides	Other	Arrest	Referral	Other		
TOTAL for Fayette County	179	173	25	50	123	40	2	62	81	14	132	24	606
Gilmer County													
Gilmer Co SO	4	3	2	6	0	1	0	3	0	1	3	55	330
Glenville PD	5	24	8	8	2	16	0	9	25	0	2	8	93
Glenville SP	22	15	9	15	12	6	0	10	7	3	22	18	57
TOTAL for Gilmer County	31	42	19	29	14	23	0	22	32	4	27	21	480
Grant County													
Grant Co SO	17	10	1	1	7	8	0	4	15	0	4	12	38
Petersburg SP	45	63	27	63	62	31	0	13	22	34	50	34	282
TOTAL for Grant County	62	73	28	64	69	39	0	17	37	34	54	28	320
Greenbrier County													
Greenbrier Co SO	33	32	1	1	28	4	0	2	7	0	27	12	3,960
Lewisburg PD	10	10	0	0	7	0	0	3	4	4	4	2	27
Ronceverte PD	4	2	0	0	3	0	0	1	1	0	3	5	12
White Sulphur Springs PD	3	3	1	3	3	0	0	0	3	0	0	3	8
Lewisburg SP	29	24	8	33	15	5	0	10	13	12	5	20	70
Rainelle SP	7	7	4	7	6	1	0	0	4	0	3	21	15
TOTAL for Greenbrier County	86	78	14	44	62	10	0	16	32	16	42	13	4,092

	Total Investigations	Is the Complainant the Victim?	Repeat Complainants	How many previous calls?	Extent of Abuse				Action Taken			Average Response Time in minutes	Total Time Involved in hours	
					Simple Assaults	Aggravated Assaults	Homicides	Other	Arrest	Referral	Other			
Hampshire County														
Hampshire Co SO	66	83	38	65	28	43	0	14	67	0	18	108	1,735	
Romney PD	8	9	1	1	1	6	0	2	0	0	9	4	3	
Romney SP	51	50	17	33	35	4	0	25	32	5	27	19	133	
TOTAL for Hampshire County	125	142	56	99	64	53	0	41	99	5	54	65	1,871	
Hancock County														
Hancock Co SO	28	31	10	10	27	3	0	1	21	4	6	10	48	
Weirton PD	116	141	43	22	113	2	0	26	67	37	43	6	102	
New Cumberland SP	5	1	0	0	1	0	0	4	1	0	4	21	26	
TOTAL for Hancock County	149	173	53	32	141	5	0	31	89	41	53	7	176	
Hardy County														
Hardy Co SO	16	10	2	3	16	1	0	0	11	2	4	1	16	
Moorefield PD	19	20	6	7	13	7	0	5	18	2	5	5	51	
Moorefield SP	45	54	14	26	47	5	0	22	22	7	45	31	169	
TOTAL for Hardy County	78	84	22	36	76	13	0	27	51	11	54	19	236	
Harrison County														
Harrison Co SO	133	108	56	136	127	32	0	23	94	64	32	19	339	
Bridgeport PD	49	55	5	8	43	18	1	8	40	0	30	21	27	
Clarksburg PD	262	250	118	260	301	31	0	26	207	13	138	6	1,597	

	Total Investigations	Is the Complainant the Victim?	Repeat Complainants	How many previous calls?	Extent of Abuse				Action Taken			Average Response Time in minutes	Total Time Involved in hours
					Simple Assaults	Aggravated Assaults	Homicides	Other	Arrest	Referral	Other		
Salem PD	8	7	2	17	7	1	0	0	3	3	2	11	13
Shinnston PD	17	16	4	25	14	2	0	1	10	5	2	5	670
Stonewood PD	5	4	0	5	4	1	0	0	0	5	0	2	28
Nutter Fort PD	12	8	4	13	8	3	0	1	4	2	6	2	821
Lumberport PD	2	2	0	2	2	0	0	0	0	2	0	2	4
Bridgeport SP	55	47	18	45	46	5	1	9	23	21	23	15	117
TOTAL for Harrison County	543	497	207	511	552	93	2	68	381	115	233	11	3,616
Jackson County													
Jackson Co SO	42	30	0	34	35	5	1	1	41	0	1	0	0
Ravenswood PD	16	15	4	38	9	5	0	2	16	0	0	2	69
Ripley PD	17	15	0	0	15	0	1	1	10	1	6	0	0
Ripley SP	20	17	7	12	10	1	0	11	3	10	11	20	3,182
TOTAL for Jackson County	95	77	11	84	69	11	2	15	70	11	18	5	3,251
Jefferson County													
Jefferson Co SO	73	72	0	0	61	6	0	9	36	0	40	48	4,635
Charles Town PD	17	15	17	3	16	0	0	1	12	0	5	1,861	0
Shepherdstown PD	2	2	0	0	2	0	0	0	0	0	2	4	3
Ranson PD	35	35	0	0	30	2	0	4	8	19	9	1,246	39

	Total Investigations	Is the Complainant the Victim?	Repeat Complainants	How many previous calls?	Extent of Abuse				Action Taken			Average Response Time in minutes	Total Time Involved in hours
					Simple Assaults	Aggravated Assaults	Homicides	Other	Arrest	Referral	Other		
Harpers Ferry PD	19	11	3	6	12	2	0	5	9	5	5	4	17
Kearneysville SP	68	59	24	63	42	19	0	13	45	12	21	12	159
TOTAL for Jefferson County	214	194	44	72	163	29	0	32	110	36	82	372	4,853
Kanawha County													
Kanawha Co SO	1,279	1,211	360	629	1,411	178	5	147	529	354	864	20	10,691
Charleston PD	948	1,315	389	813	1,131	336	2	380	718	524	609	15	117,227
Dunbar PD	91	133	53	83	173	21	0	10	77	46	83	5	343
Nitro PD	47	46	9	26	44	10	0	13	15	37	15	5	50
St Albans PD	71	106	51	105	85	37	1	23	72	44	30	6	4,263
South Charleston PD	129	160	33	58	124	48	1	33	45	35	134	6	14,254
Marmet PD	1	1	0	1	1	0	0	0	0	1	0	2	2
WV STATE UNIVERSITY	4	3	1	1	2	1	0	1	0	4	0	3	3
Quincy SP	58	62	52	72	50	5	0	25	47	25	18	13	144
So Charleston SP	119	126	52	144	106	17	0	41	85	23	74	25	279
TOTAL for Kanawha County	2,747	3,163	1,000	1,932	3,127	653	9	673	1,588	1,093	1,827	17	147,256
Lewis County													
Lewis Co SO	14	10	1	15	6	6	1	1	12	0	2	10	74
Weston PD	10	0	3	7	9	0	0	1	8	1	1	2	39

	Total Investigations	Is the Complainant the Victim?	Repeat Complainants	How many previous calls?	Extent of Abuse				Action Taken			Average Response Time in minutes	Total Time Involved in hours
					Simple Assaults	Aggravated Assaults	Homicides	Other	Arrest	Referral	Other		
Weston SP	35	27	17	50	28	3	0	15	30	1	15	16	176
TOTAL for Lewis County	59	37	21	72	43	9	1	17	50	2	18	12	289
Lincoln County													
Lincoln Co SO	2	2	0	0	0	2	0	0	2	0	0	1	0
Hamlin PD	6	2	2	2	1	6	0	1	7	0	1	1	5
Hamlin SP	119	127	40	169	89	20	1	47	80	15	74	22	256
TOTAL for Lincoln County	127	131	42	171	90	28	1	48	89	15	75	21	261
Logan County													
Logan Co SO	87	87	25	40	10	69	2	16	34	29	34	55	107
Logan PD	53	58	1	61	38	4	0	18	34	0	26	6	2,165
Chapmanville PD	6	5	2	9	3	3	0	1	7	0	0	10	618
Logan SP	143	165	65	212	115	35	0	32	113	28	67	15	244
TOTAL for Logan County	289	315	93	322	166	111	2	67	188	57	127	26	3,134
Marion County													
Marion Co SO	30	27	37	141	0	35	0	6	19	4	18	139	49
Fairmont PD	95	123	42	12	98	7	0	18	60	25	50	8	252
Fairmont SP	40	73	62	178	50	7	0	39	62	13	25	53	308
TOTAL for Marion County	165	223	141	331	148	49	0	63	141	42	93	43	609

	Total Investigations	Is the Complainant the Victim?	Repeat Complainants	How many previous calls?	Extent of Abuse				Action Taken			Average Response Time in minutes	Total Time Involved in hours	
					Simple Assaults	Aggravated Assaults	Homicides	Other	Arrest	Referral	Other			
Marshall County														
Marshall Co SO	101	95	14	23	112	2	0	30	59	5	88	13	155	
Benwood PD	3	3	1	3	2	0	0	1	3	0	0	5	11	
Glen Dale PD	5	5	0	0	0	1	0	5	0	2	4	2	3	
Moundsville PD	89	107	27	22	87	7	0	13	46	11	54	15	97	
Moundsville SP	14	8	1	2	10	0	0	4	6	1	7	12	101	
TOTAL for Marshall County	212	218	43	50	211	10	0	53	114	19	153	14	367	
Mason County														
Mason Co SO	18	14	3	6	6	3	0	9	9	0	9	12	18	
Point Pleasant PD	24	32	3	14	28	2	0	3	19	3	11	4	35	
Mason PD	1	1	0	0	1	0	0	0	1	0	0	0	0	
Point Pleasant SP	24	20	10	25	17	1	0	7	18	0	7	17	149	
TOTAL for Mason County	67	67	16	45	52	6	0	19	47	3	27	11	202	
McDowell County														
Mc Dowell Co SO	42	52	2	2	37	8	0	14	32	1	26	24	5,345	
Welch PD	3	3	1	1	1	2	0	0	3	0	0	4	4	
Welch SP	59	59	25	74	20	20	0	22	57	0	5	21	159	
TOTAL for McDowell County	104	114	28	77	58	30	0	36	92	1	31	22	5,508	

	Total Investigations	Is the Complainant the Victim?	Repeat Complainants	How many previous calls?	Extent of Abuse				Action Taken			Average Response Time in minutes	Total Time Involved in hours
					Simple Assaults	Aggravated Assaults	Homicides	Other	Arrest	Referral	Other		
Mercer County													
Mercer Co SO	158	214	35	97	203	45	1	59	187	116	5	21	462
Bluefield PD	116	130	30	99	138	11	0	39	113	25	54	5	3,471
Princeton PD	101	138	35	174	154	10	0	50	68	28	120	3	17
Concord College Security	2	2	0	0	1	0	0	1	0	0	2	23	50
Princeton SP	96	117	38	85	128	3	1	18	120	17	31	23	250
Turnpike - Mercer	1	1	1	1	1	0	0	0	1	0	0	15	3
TOTAL for Mercer County	474	602	139	456	625	69	2	167	489	186	212	14	4,253
Mineral County													
Mineral Co SO	60	40	0	96	50	32	0	14	56	38	2	24	3,556
Keyser PD	16	21	0	31	21	0	0	10	14	17	0	6	1,860
Keyser SP	90	122	33	57	92	8	1	51	32	28	92	24	300
TOTAL for Mineral County	166	183	33	184	163	40	1	75	102	83	94	22	5,716
Mingo County													
Mingo Co SO	44	43	22	75	35	1	0	8	44	0	0	30	186
Williamson PD	14	13	0	1	11	3	0	0	8	0	6	10	720
Williamson SP	51	92	25	78	58	29	0	22	82	8	29	54	166
Gilbert SP	27	25	9	21	22	3	0	9	8	5	21	16	34

	Total Investigations	Is the Complainant the Victim?	Repeat Complainants	How many previous calls?	Extent of Abuse				Action Taken			Average Response Time in minutes	Total Time Involved in hours
					Simple Assaults	Aggravated Assaults	Homicides	Other	Arrest	Referral	Other		
TOTAL for Mingo County	136	173	56	175	126	36	0	39	142	13	56	34	1,106
Monongalia County													
Monongalia Co SO	84	58	55	177	11	86	2	15	55	0	59	81	3,980
Morgantown PD	103	106	97	367	88	35	0	26	70	5	74	217	112
Westover PD	20	17	23	133	2	27	0	2	29	1	3	8	15
WV UNIVERSITY - POLICE	11	8	5	5	3	6	0	3	4	1	7	15	27
Granville PD	5	2	1	1	0	3	0	2	3	1	1	2	6
Morgantown SP	118	97	12	34	74	38	0	19	53	13	65	13	197
TOTAL for Monongalia County	341	288	193	717	178	195	2	67	214	21	209	91	4,337
Monroe County													
Monroe Co SO	18	17	3	12	15	3	0	3	15	0	6	13	211
Union SP	18	11	0	0	14	3	0	3	12	2	6	14	53
TOTAL for Monroe County	36	28	3	12	29	6	0	6	27	2	12	13	264
Morgan County													
Morgan Co SO	45	42	2	11	36	3	0	8	32	0	15	7	83
Berkeley Springs SP	18	18	9	17	16	1	0	5	3	4	15	24	35
TOTAL for Morgan County	63	60	11	28	52	4	0	13	35	4	30	12	118
Nicholas County													
Nicholas Co SO	151	183	58	179	16	197	0	34	156	29	62	71	11,926

	Total Investi- gations	Is the Complainant the Victim?	Repeat Complainants	How many previous calls?	Extent of Abuse				Action Taken			Average Response Time in minutes	Total Time Involved in hours
					Simple Assaults	Aggra- vated Assaults	Homicides	Other	Arrest	Refferal	Other		
Summersville PD	20	14	6	15	4	19	0	1	18	2	4	5	1,119
Richwood SP	11	9	2	10	6	8	0	12	10	10	6	8	16
Summersville SP	18	14	6	10	11	0	0	13	5	16	3	23	51
TOTAL for Nicholas County	200	220	72	214	37	224	0	60	189	57	75	57	13,112
Ohio County													
Ohio Co SO	51	44	35	71	1	52	0	8	40	5	16	21	72
Wheeling PD	281	330	194	809	257	41	0	110	144	28	240	100	427
Bethlehem PD	1	1	1	1	0	0	0	1	0	0	1	2	1
Wheeling SP	16	10	2	4	18	1	0	14	16	7	10	22	104
TOTAL for Ohio County	349	385	232	885	276	94	0	133	200	40	267	85	604
Pendleton County													
Franklin SP	14	15	4	4	7	4	0	9	11	1	10	20	80
TOTAL for Pendleton County	14	15	4	4	7	4	0	9	11	1	10	20	80
Pleasants County													
Pleasants Co SO	4	3	0	0	4	1	0	0	5	0	0	15	248
St Marys SP	8	5	0	0	2	0	0	9	1	3	7	9	24
TOTAL for Pleasants County	12	8	0	0	6	1	0	9	6	3	7	11	272
Pocahontas County													

	Total Investigations	Is the Complainant the Victim?	Repeat Complainants	How many previous calls?	Extent of Abuse				Action Taken			Average Response Time in minutes	Total Time Involved in hours
					Simple Assaults	Aggravated Assaults	Homicides	Other	Arrest	Referral	Other		
Pocahontas Co SO	21	15	6	2	17	3	1	5	21	3	6	13	71
Marlinton SP	30	25	9	32	28	4	0	7	21	0	18	24	95
TOTAL for Pocahontas County	51	40	15	34	45	7	1	12	42	3	24	19	166
Preston County													
Preston Co SO	72	65	83	400	55	19	0	20	71	10	13	208	103
Kingwood PD	4	9	5	20	0	11	0	0	1	1	9	1,412	51
Kingwood SP	44	49	19	83	47	7	0	18	17	35	24	26	167
TOTAL for Preston County	120	123	107	503	102	37	0	38	89	46	46	182	321
Putnam County													
Putnam Co SO	62	62	27	235	18	37	0	21	26	15	35	13	97
Hurricane PD	14	23	1	29	11	3	0	13	7	5	15	10	1,310
Eleanor PD	1	1	0	1	1	0	0	0	0	1	0	2	2
Winfield SP	29	29	8	21	20	12	0	15	13	10	24	12	172
TOTAL for Putnam County	106	115	36	286	50	52	0	49	46	31	74	12	1,581
Raleigh County													
Raleigh Co SO	279	353	77	180	291	49	4	136	263	158	61	15	2,527
Beckley PD	414	414	171	497	475	66	1	153	245	171	283	10	19,284
Beckley SP	76	89	37	117	63	17	0	39	85	8	26	27	432

	Total Investigations	Is the Complainant the Victim?	Repeat Complainants	How many previous calls?	Extent of Abuse				Action Taken			Average Response Time in minutes	Total Time Involved in hours
					Simple Assaults	Aggravated Assaults	Homicides	Other	Arrest	Referral	Other		
TOTAL for Raleigh County	769	856	285	794	829	132	5	328	593	337	370	14	22,243
Randolph County													
Randolph Co SO	29	27	4	31	11	20	0	7	20	4	14	355	633
Elkins PD	45	42	18	43	24	30	0	5	37	4	18	3	708
Elkins SP	70	101	22	57	66	22	0	29	48	25	48	21	142
TOTAL for Randolph County	144	170	44	131	101	72	0	41	105	33	80	83	1,483
Ritchie County													
Ritchie Co SO	13	9	3	4	7	2	0	5	5	4	5	65	30
Harrisville PD	2	1	1	1	2	0	0	0	2	0	0	3	3
Harrisville SP	20	20	2	4	17	3	0	4	12	10	2	18	45
TOTAL for Ritchie County	35	30	6	9	26	5	0	9	19	14	7	35	78
Roane County													
Roane Co SO	27	27	0	0	23	2	0	2	16	0	11	26	212
Spencer PD	17	19	11	26	12	2	0	6	15	2	3	4	170
Spencer SP	30	31	12	24	29	4	0	3	29	2	5	23	114
TOTAL for Roane County	74	77	23	50	64	8	0	11	60	4	19	19	496
Summers County													
Summers Co SO	26	24	2	11	18	3	0	5	7	0	19	12	174
Hinton PD	35	29	2	3	28	4	0	3	27	0	8	2	99

	Total Investigations	Is the Complainant the Victim?	Repeat Complainants	How many previous calls?	Extent of Abuse				Action Taken			Average Response Time in minutes	Total Time Involved in hours
					Simple Assaults	Aggravated Assaults	Homicides	Other	Arrest	Referral	Other		
Hinton SP	15	27	1	1	22	5	0	5	4	1	27	15	71
TOTAL for Summers County	76	80	5	15	68	12	0	13	38	1	54	8	344
Taylor County													
Grafton PD	7	7	0	7	7	0	0	0	6	1	0	2	35
Grafton SP	1	1	0	0	0	0	0	1	1	0	0	15	3
TOTAL for Taylor County	8	8	0	7	7	0	0	1	7	1	0	4	38
Tucker County													
Tucker Co SO	8	9	1	1	0	7	0	2	9	0	0	306	10
Parsons PD	2	2	0	0	0	2	0	0	2	0	0	9,999	24,096
Parsons SP	13	12	1	1	7	2	0	4	8	1	6	15	23
TOTAL for Tucker County	23	23	2	2	7	11	0	6	19	1	6	984	24,129
Tyler County													
Tyler Co SO	24	19	0	0	13	6	0	10	10	7	12	1	29
TOTAL for Tyler County	24	19	0	0	13	6	0	10	10	7	12	1	29
Upshur County													
Upshur Co SO	16	16	0	0	14	0	0	2	13	0	3	2	10
Buckhannon PD	29	35	10	5	22	0	0	13	19	7	9	109	99
Buckhannon SP	47	46	14	25	38	4	0	10	31	5	16	14	81

	Total Investigations	Is the Complainant the Victim?	Repeat Complainants	How many previous calls?	Extent of Abuse				Action Taken			Average Response Time in minutes	Total Time Involved in hours
					Simple Assaults	Aggravated Assaults	Homicides	Other	Arrest	Referral	Other		
TOTAL for Upshur County	92	97	24	30	74	4	0	25	63	12	28	42	190
Wayne County													
Wayne Co SO	61	64	16	96	63	0	0	1	53	11	0	21	3,610
Ceredo PD	2	0	1	1	2	0	0	0	2	0	0	2	46
Kenova PD	26	26	5	29	22	0	0	4	9	10	7	4	839
Wayne PD	7	7	2	12	7	0	0	0	2	5	0	12	255
Fort Gay PD	1	1	0	0	1	0	0	0	0	1	0	15	45
Wayne SP	102	112	49	198	89	13	0	26	57	49	46	26	170
TOTAL for Wayne County	199	210	73	336	184	13	0	31	123	76	53	21	4,965
Webster County													
Upperglade SP	13	14	5	9	3	8	0	3	10	1	5	18	29
TOTAL for Webster County	13	14	5	9	3	8	0	3	10	1	5	18	29
Wetzel County													
Wetzel Co SO	7	4	0	0	6	0	0	1	5	0	2	19	603
New Martinsville PD	8	7	1	2	6	1	0	1	4	0	4	8	8
Paden City SP	11	9	2	2	8	1	0	2	3	3	5	7	13
Hundred SP	13	12	5	11	10	2	0	1	7	1	5	23	27
TOTAL for Wetzel County	39	32	8	15	30	4	0	5	19	4	16	14	651

	Total Investigations	Is the Complainant the Victim?	Repeat Complainants	How many previous calls?	Extent of Abuse				Action Taken			Average Response Time in minutes	Total Time Involved in hours
					Simple Assaults	Aggravated Assaults	Homicides	Other	Arrest	Referral	Other		
Wirt County													
Wirt Co SO	10	6	1	1	0	6	0	4	0	0	10	10	9
Elizabeth SP	20	26	13	22	25	7	0	3	28	3	8	35	90
TOTAL for Wirt County	30	32	14	23	25	13	0	7	28	3	18	26	99
Wood County													
Wood Co SO	181	138	124	329	80	113	0	72	72	45	156	45	673
Parkersburg PD	269	273	58	134	191	81	0	31	24	224	57	15	510
Vienna PD	46	49	66	128	69	9	0	4	51	13	18	35	176
Parkersburg SP	19	17	1	24	13	2	0	5	11	12	3	33	99
TOTAL for Wood County	515	477	249	615	353	205	0	112	158	294	234	28	1,458
Wyoming County													
Wyoming Co SO	5	3	1	1	0	4	0	1	1	0	4	20	357
Mullens PD	2	1	1	20	1	0	0	1	1	0	1	54	548
Oceana PD	8	7	3	5	1	10	0	2	0	0	13	1	7
Jesse SP	6	7	1	1	4	6	0	0	3	0	7	18	37
TOTAL for Wyoming County	21	18	6	27	6	20	0	4	5	0	25	15	949

	Total Investigations	Is the Complainant the Victim?	Repeat Complainants	How many previous calls?	Extent of Abuse				Action Taken			Average Response Time in minutes	Total Time Involved in hours
					Simple Assaults	Aggravated Assaults	Homicides	Other	Arrest	Referral	Other		
Total for West Virginia	11,174	12,127	4,020	10,730	10,623	2,670	32	2,945	7,432	3,003	6,149	35	272,450

NOTE

Total Investigations is the DISTINCT COUNT of incidents. Other categories count the number of Offenses, so the total may be larger than the number of investigations.

SEXUAL ASSAULTS

2010

Sexual offenses in Incident Based Reporting are Forcible (*Forcible Rape, Forcible Sodomy, Sexual Assault with an Object and Forcible Fondling*) and Nonforcible (*Statutory Rape and Incest*). These offenses are crimes, not acts of uncontrolled sexual lust. The victims may be of either sex and of any age. The offense of *Forcible Rape* requires that the victim and offender to be of opposite sexes, while the other offenses may have both the victim and offender of the same sex.

VICTIMS

OFFENDERS

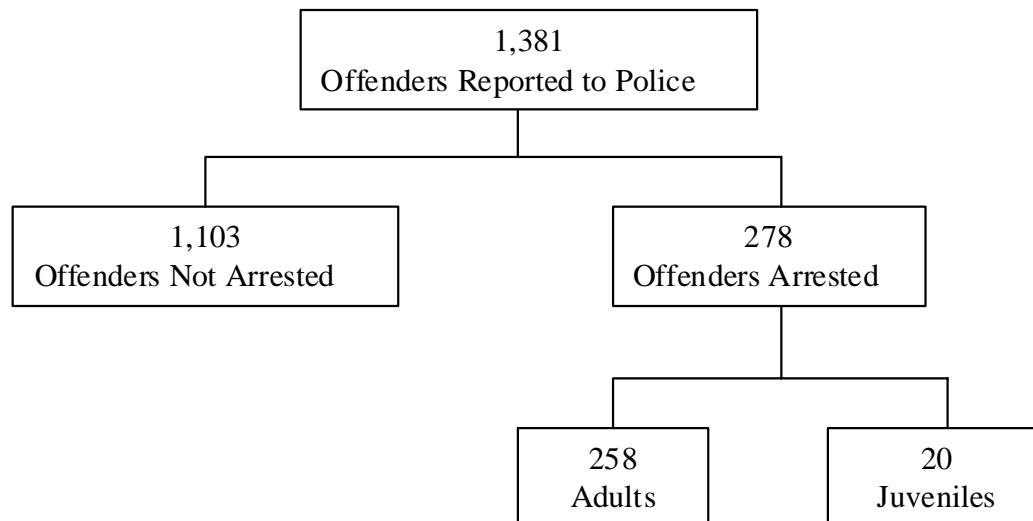
Gender	83.8% were female 16.0% were male 0.2% were unknown	5.7% were female 94% were male 0.3% were unknown
Race	93.2% were white 4.5% were black 2.3% were other or unknown	84.7% were white 10.8% were black 4.5% were other or unknown
Age	Average age was 17 Most common age was 15 64.5% were juveniles	Average age was 31 Most common age was 20 15.7% were juveniles

Sexual Assaults - Offender Status by Offenses Reported

2010

<u>OFFENSE</u>	<u>ADULT OFFENDERS</u>	<u>JUVENILE OFFENDERS</u>
Forcible Rape	32 %	16 %
Forcible Sodomy	7 %	10 %
Sexual Assault With An Object	17 %	20 %
Forcible Fondling	36 %	51 %
Statutory Rape	6 %	3 %
Incest	2 %	0 %

Offenders Reported & Arrested



Sexual Assaults - Adult vs. Juvenile Victims

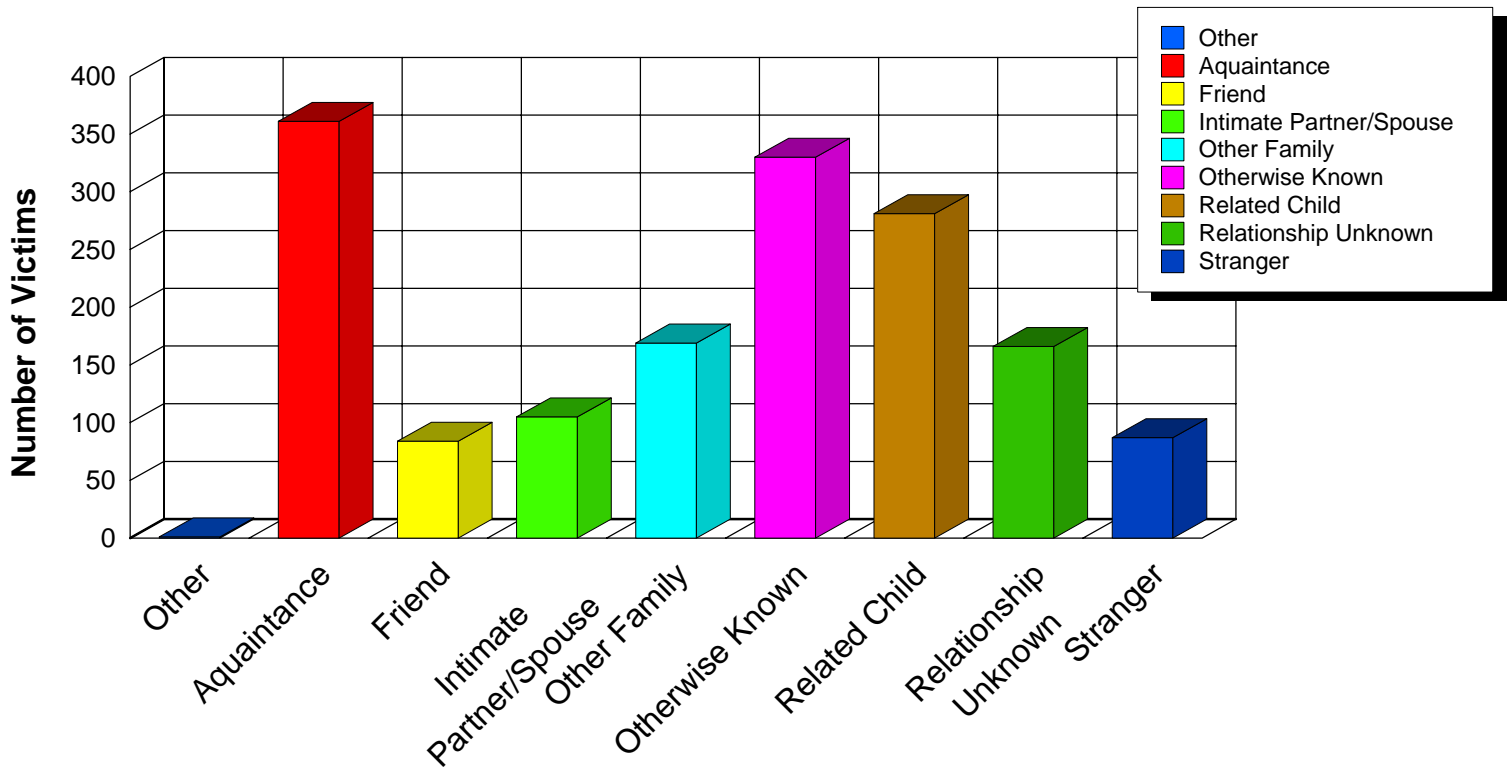
2010

<u>OFFENSE</u>	<u>ADULT VICTIMS</u>	<u>JUVENILE VICTIMS</u>
Forcible Fondling	24 %	49 %
Forcible Rape	47 %	19 %
Forcible Sodomy	10 %	5 %
Incest	0 %	2 %
Sexual Assault With An Object	18 %	16 %
Statutory Rape	1 %	8 %

<u>OFFENDER WAS...</u>	<u>ADULT VICTIMS</u>	<u>JUVENILE VICTIMS</u>
NOT RELATED to Victim	90%	65%
RELATED to Victim	10%	35%

Sexual Assault - Victim's Relationship to Offender

2010



NOTE

Related Child includes child, grandchild, stepchild, child of boyfriend/girlfriend and child of intimate partner.

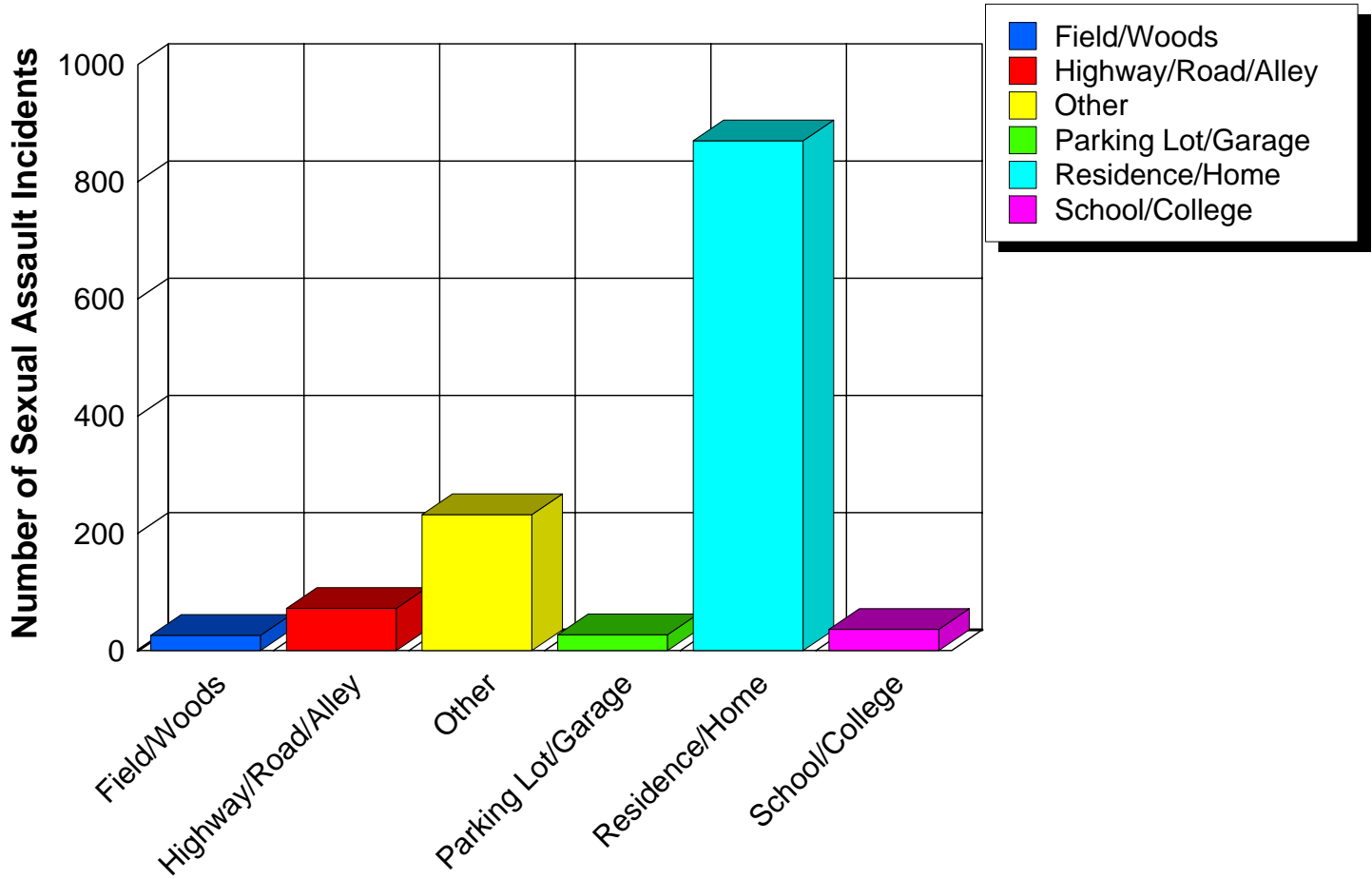
Intimate Partner/Spouse includes spouse, ex-spouse, cohabitating partner, boyfriend/girlfriend, estranged spouse, intimate partner and homosexual partner.

Other Family includes parent, in-law, sibling, grandparent, stepparent, stepsibling and parent.

Otherwise Known includes employer, employee, babysitree, other household member, neighbor and otherwise known.

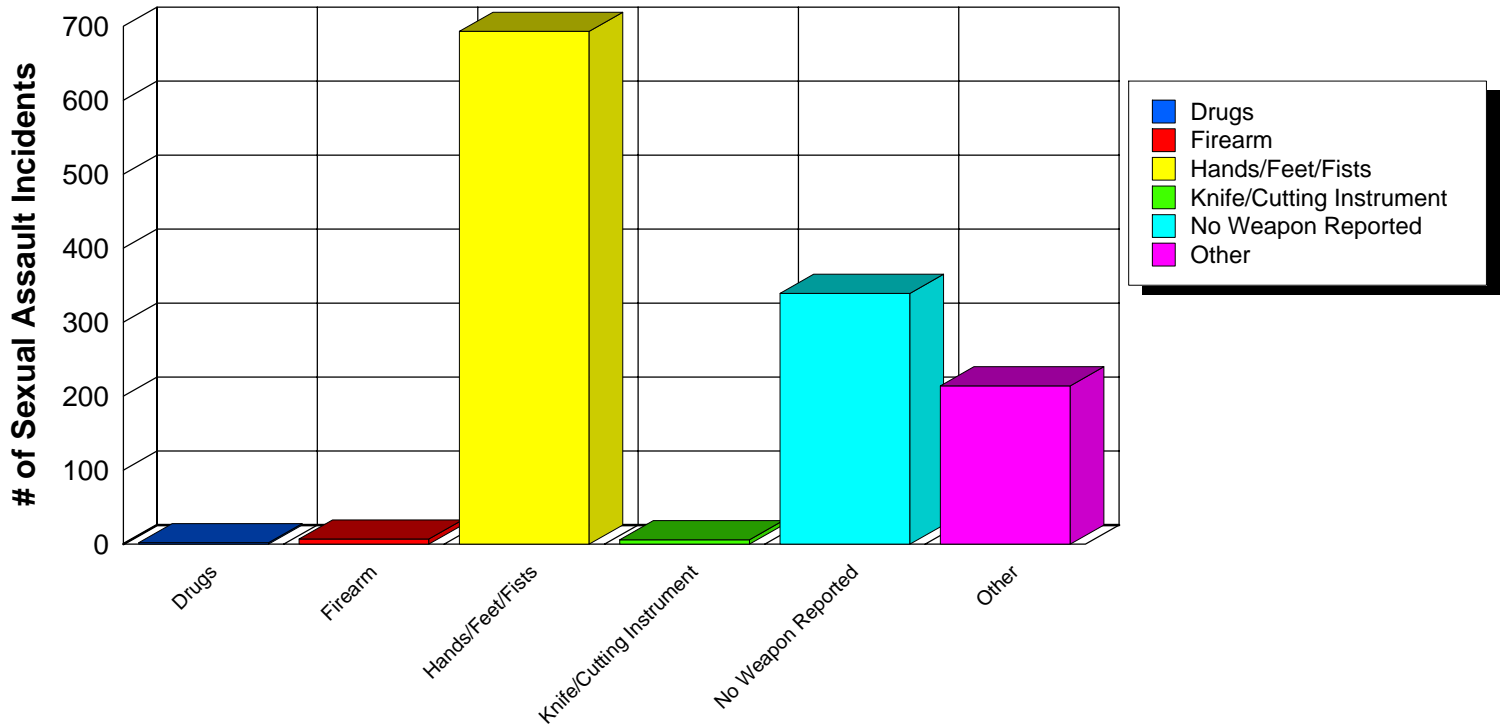
Sexual Assault - Location

2010



Sexual Assault - Weapons Used

2010



Hate / Bias Crimes

2010

Bias incidents having a racial, religious, ethnic, and sexual or gender component as well as crimes against individuals with a handicap, manifest themselves in a wide spectrum of criminal activities. These bias incidents jeopardize the active and open pursuit of freedom and opportunity. They attack our citizens based on their race, religion, ethnic heritage sexual orientation, handicap, political affiliation or gender. Closely linked to such heritage are individual values, beliefs and identities which are constitutionally protected and are challenged by bias motivated crimes. Not only is the person who is personally touched by these offenses victimized, but the entire class of individual residing in the community is affected, as well as damaging the basic fabric of society.

Hate crimes are not separate distinct crimes, but rather “traditional” offenses motivated by an offender’s bias. For example, an offender may commit an assault because of his/her bias against the victim’s race, religion, sexual orientation, ethnicity/national origin, disability, gender or political affiliation. So it’s not necessary to list these offenses in a new crime category. Hate crime data is obtained by collecting additional information about crimes currently being reported to the UCR program, with the bias motivations being specifically addressed. Because of the difficulty in determining an offender’s subjective motivation in the commission of a crime, bias is to be reported only after law enforcement investigation revealed sufficient evidence that offender’s actions were motivated, in whole or in part, in bias.

In response to a growing concern about such crimes, the President, on April 23, 1990 signed into law the “Hate Crime Statistics Act of 1990”, which required the Attorney General to establish guidelines and collect, as part of the UCR program, data “...**about crimes that manifest evidence of prejudice based on race, religion, sexual orientation or ethnicity...**” Disability was added to the act in 1997.

These reports summarize the hate/bias incidents in West Virginia as reported to law enforcement.

West Virginia also recognizes the right for its citizens to be “... **free from any violence, or intimidation by threat of violence committed against their persons or property because of their race, color religion, ancestry, national origin, political affiliation or sex.**” §61-6-2 also states that “**if any person does by force or threat of force, willfully injure, intimidate or interfere with or attempt to injure, intimidate or interfere with, or oppress or threaten any other person in the free exercise or enjoyment of any right or privilege secured to him or her... or ... if any person conspires with another person conspires with another person or persons to willfully injure, oppress threaten or intimidate or interfere with any citizen... and in willful furtherance thereof to assemble with one or more persons for the purpose of teaching any technique or means capable of causing property damage, bodily injury or death when such person or persons intend to employ such techniques or means to violate... they shall be guilty of a felony.**”

Agencies Reporting Hate Crimes By Bias Motivation

2010

	Ethnicity/ National Origin	Gender Bias	Political Affiliation Bias	Racial Bias	Religious Bias	Sexual Orientatio n Bias	Total
Beckley PD	2	2	1			1	6
Berkeley Co SO		1		1			2
Bridgeport PD		2					2
Brooke Co SO				6			6
Buckhannon PD				2			2
Ceredo PD				1			1
Charleston PD				2			2
Clarksburg PD	1	1					2
Fairmont PD				2			2
Harrison Co SO				1			1
Huntington PD				2		2	4
Kanawha Co SO			6	4		1	11
Martinsburg PD					1		1
Moundsville PD				2			2
Nitro PD			1	1			2
Parkersburg PD				2		2	4
Raleigh Co SO				1			1
South Charleston PD				1	1		2
Wheeling PD					1		1
WV UNIVERSITY - POLICE				1			1
Total	3	6	8	29	3	6	55

Location of Hate Crime Incidents By Bias Motivation

2010

	Ethnicity/ National	Gender Bias	Political Affiliation	Racial Bias	Religious Bias	Sexual Orientatio	Total
Air/Bus/Train Terminal				1			1
Bank/Savings and Loan				2			2
Church/Synagogue/Temple					1		1
Commercial/Office Building				2			2
Convenience Store	2		1	1			4
Department/Discount Store				2		1	3
Drug Store/Doctors Office/Hospital			1	1			2
Grocery/Supermarket		1					1
Highway/Road/Alley	1	1		8		1	11
Other/Unknown					1		1
Parking Lot/Garage			1			1	2
Residence/Home		3	5	9		3	20
Restaurant		1					1
School/College				1	1		2
Service/Gas Station				2			2
Total	3	6	8	29	3	6	55

Number of Incidents by Bias Motivation and Type of Offense

2010

		Crimes Against Persons					Crimes Against Property										Crimes Against		Total	
		Aggravated Assault	Forcible Rape	Intimidation	Simple Assault	Total	All Other Larceny	Burglary/Breaking & Entering	Counterfeiting/Forgery	Destruction/Damage/Vandalism of Property	False Pretenses/Swindle/Confidence Game	Impersonation	Motor Vehicle Theft	Robbery	Shoplifting	Theft From Motor Vehicle	Total	Drug/Narcotic Violations		Total
Ethnicity/National Origin Bias	Anti-Hispanic				1	1	1										1			2
	Anti-Other Ethnicity/National Origin								1								1			1
	Total				1	1	1		1								2			3
Gender Bias	Sexual Bias			1		1	1		1	1						1	4	1	1	6
	Total			1		1	1		1	1					1	4	1	1	6	
Political Affiliation Bias	Political Affiliation Bias				3	3	3	1	1								5			8
	Total				3	3	3	1	1								5			8

		Crimes Against Persons					Crimes Against Property											Crimes Against		Total
		Aggravated Assault	Forcible Rape	Intimidation	Simple Assault	Total	All Other Larceny	Burglary/Breaking & Entering	Counterfeiting/Forgery	Destruction/Damage/Vandalism of Property	False Pretenses/Swindle/Confidence Games	Impersonation	Motor Vehicle Theft	Robbery	Shoplifting	Theft From Motor Vehicle	Total	Drug/Narcotic Violations	Total	
Racial Bias	Anti-Asian/Pacific Islander	1				1														1
	Anti-Black	1		1	3	5			1	3				1		1	6			11
	Anti-Multi-Racial Group			1	1	2														2
	Anti-White	1		1	4	6		1	1	1	2	1			1	1	8	1	1	15
	Total	3		3	8	14		1	2	4	2	1		1	1	2	14	1	1	29
Religious Bias	Anti-Islamic (Moslem)								1								1			1
	Anti-Jewish			1		1														1
	Anti-Other Religion								1								1			1
	Total			1		1			2								2			3
Sexual Orientation Bias	Anti-Bisexual				1	1								1		1				2

		Crimes Against Persons					Crimes Against Property											Crimes Against		Total
		Aggravated Assault	Forcible Rape	Intimidation	Simple Assault	Total	All Other Larceny	Burglary/Breaking & Entering	Counterfeiting/Forgery	Destruction/Damage/Vandalism of Property	False Pretenses/Swindle/Confidence Games	Impersonation	Motor Vehicle Theft	Robbery	Shoplifting	Theft From Motor Vehicle	Total	Drug/Narcotic Violations	Total	
Sexual Orientation Bias	Anti-Female Homosexual (Lesbian)							1					1				2			2
	Anti-Male Homosexual (Gay)		1			1							1				1			2
	Total		1		1	2		1					1	1	1		4			6
Total		3	1	5	13	22	5	3	3	9	2	1	1	2	2	3	31	2	2	55

Incidents, Offenses, Known Offenders and Victims by Bias Motivation

2010

BIAS MOTIVATION	INCIDENTS	OFFENSES	KNOWN OFFENDERS	VICTIMS
<u>Ethnicity/National Origin</u>	2	5	4	5
Anti-Hispanic	1	4	4	4
Anti-Other Ethnicity/National Origin	1	1	0	1
<u>Gender</u>	6	10	2	10
Sexual Bias	6	10	2	10
<u>Political Affiliation</u>	8	44	39	44
Political Affiliation Bias	8	44	39	44
<u>Race</u>	29	92	86	92
Anti-Asian/Pacific Islander	1	2	2	2
Anti-Black	11	61	58	61
Anti-Multi-Racial Group	2	2	2	2
Anti-White	15	27	24	27
<u>Religion</u>	3	3	2	3
Anti-Islamic (Moslem)	1	1	0	1
Anti-Jewish	1	1	1	1
Anti-Other Religion	1	1	1	1
<u>Sexual Orientation</u>	2	2	2	2
Anti-Bisexual	2	2	2	2

Incidents, Offenses, Known Offenders and Victims by Bias Motivation

2010

BIAS MOTIVATION	INCIDENTS	OFFENSES	KNOWN OFFENDERS	VICTIMS
Sexual Orientation	3	14	12	14
Anti-Female Homosexual (Lesbian)	2	2	0	2
Anti-Male Homosexual (Gay)	1	12	12	12
TOTAL	53	170	147	170

APPENDIX

Offense Definitions

The national UCR Program collects and reports crime incident data for the Nation, states, counties, and cities, through NIBRS and the state programs such as WVIBR. Essential to the maintenance of uniform and consistent data is the utilization of standard definitions of the offenses which are set forth and explained on the following pages.

The definitions, which were developed for NIBRS and WVIBR, are not meant to be used for charging persons with crimes. To the contrary, they are meant to be "receptacles" or "pigeonholes" for reporting crimes that are committed throughout the United States. The purpose for UCR, as developed by law enforcement, is to provide a "common denominator" language which transcends varying local and state laws. State statutes and local ordinances must be very specific in defining crimes so that persons facing prosecution will know the exact charges being placed against them. On the other hand, the definitions used in the NIBRS and WVIBR are generic in order not to exclude varying state and Federal statutes relating to the same type of crime.

Accordingly, the offense definitions in NIBRS are based on the common law definitions found in *Black's Law Dictionary*, as well as those used in the *Uniform Crime Reporting Handbook* and the NCIC Uniform Offense Classifications. Since most state statutes are also based on the common law definitions, even though they may vary as to specifics, most should fit into the corresponding NIBRS and WVIBR offense classifications.

State statute definitions may cross the NIBRS definitions and vice versa. In these cases, the non-conforming offenses should be reported according to their NIBRS offense classifications. For example, some states have "larceny" statutes which are so broadly worded they include the crime of embezzlement. If an embezzlement, as defined in NIBRS, is perpetuated within such a state, it should be reported to the FBI as Embezzlement, not Larceny/Theft, even though the offender is charged locally with larceny.

There are 22 Group "A" crime categories made up of 46 Group "A" offenses. The crime categories are listed below in alphabetical order. Immediately following the name of each category is an indication of whether it involves a "Crime Against Person", "Crime Against Property" or "Crime Against Society." For purposes of this report, violent crimes are murder and nonnegligent manslaughter, forcible sex offenses, assault offenses, kidnapping/abduction and robbery.

NIBRS/WVIBR GROUP A OFFENSE DEFINITIONS

1. Arson (Crime Against Property)

Definition: *To unlawfully and intentionally damage, or attempt to damage, any real or personal property by fire or incendiary device.*

2. Assault Offense (Crime Against Person)

Definition: *An unlawful attack by one person upon another.*

[Note: By definition, there can be no "attempted" assaults, only "completed" assaults.]

(a) Aggravated Assault

Definition: *An unlawful attack by one person upon another wherein the offender uses a weapon or displays it in a threatening manner, or the victim suffers obvious severe or aggravated bodily injury involving apparent broken bones, loss of teeth, possible internal injury, severe laceration, or loss of consciousness.*

[Note: For purposes of Aggravated Assault reporting, a "weapon" is a commonly known weapon (a gun, knife, club, etc.) or any other item which, although not usually thought of as a weapon,

becomes one when used in a manner that could cause the types of severe bodily injury described in the above definition.

A "severe laceration" is one which should receive medical attention.

A "loss of consciousness" must be the direct result of force inflicted on the victim by the offender.]

(b) Simple Assault

Definition: *An unlawful physical attack by one person upon another where neither the offender displays a weapon, nor the victim suffers obvious severe or aggravated bodily injury involving apparent broken bones, loss of teeth, possible internal injury, severe laceration, or loss of consciousness.*

(c) Intimidation

Definition: *To unlawfully place another person in reasonable fear of bodily harm through the use of threatening words and/or other conduct, but without displaying a weapon or subjecting the victim to actual physical attack.*

[Note: This offense includes stalking]

3. Bribery (Except "Sports Bribery") (Crime Against Property)

Definition: *The offering, giving, receiving, or soliciting of anything of value (i.e., a bribe, gratuity, or kickback) to sway the judgment or action of a person in a position of trust or influence.*

[Note: If the bribery involves changing the outcome of a sporting contest or event, it is reported under Gambling Offenses as Sports Tampering, not Bribery.]

4. Burglary/Breaking and Entering (Crime Against Property)

Definition: *The unlawful entry into a building or other structure with intent to commit a felony or theft.*

[Note: An unlawful entry can be made with or without force. Forced entry is where force of any degree or a mechanical contrivance of any kind (e.g., passkey or skeleton key is used to unlawfully enter a building or other structure. An unforced entry is one where the unlawful entry is achieved through an unlocked door or window.]

5. Counterfeiting/Forgery (Crime Against Property)

Definition: *The altering, copying, or imitation of something without authority or right, with the intent to deceive or defraud by passing the copy or thing altered or imitated as that which is original or genuine: or the selling, buying, or possession of an altered, copied, or imitated thing with the intent to deceive or defraud.*

6. Destruction/Damage/Vandalism of Property (Except "Arson") (Crime Against Property)

Definition: *To willfully or maliciously destroy, damage, deface, or otherwise injure real or personal property without the consent of the owner or the person having custody or control of it.*

[Note: This offense is reported only if the reporting agency deems that substantial injury to property has occurred. This offense includes a broad range of injury to property, i.e., from deliberate, extensive destruction at one extreme to mischievous, less extensive damage to the other extreme. It does not include destruction or damage to property caused by the crime of Arson. Incidental damage (e.g., a forced door, broken window, dynamited safe, etc. resulting from another offense (e.g., Burglary, Assault, Homicide, Larceny, Robbery, etc.) is also reported

in this offense category if the reporting agency deems the amount of damage to be substantial. However, for the crime of Arson, incidental damage resulting from fighting the fire is included as part of the loss caused by burning.]

7. Drug/Narcotic Offenses (Except “Driving Under the Influence”) (Crimes Against Society)

Definition: *The violation of the laws prohibiting the production, distribution, and/or use of certain controlled substances and the equipment or devices utilized in their preparation and/or use.*

(a) Drug/Narcotic Violation

Definition: *The unlawful cultivation, manufacture, distribution, sale, purchase, use, possession, transportation, or importation of any controlled drug or narcotic substance.*

(b) Drug Equipment Violation

Definition: *The unlawful manufacture, sale, purchase, possession, or transportation of equipment or devices utilized in preparing and/or using drugs or narcotics.*

8. Embezzlement (Crime Against Property)

Definition: *The unlawful misappropriation by an offender to his/her own use or purpose, of money, property, or some other thing of value entrusted to his/her care, custody, or control.*

9. Extortion/Blackmail (Crime Against Property)

Definition: *To unlawfully obtain money, property, or any other thing of value, either tangible or intangible, through the use or threat of force, misuse of authority, threat of criminal prosecution, threat of destruction of reputation or social standing, or through other coercive means.*

10. Fraud Offenses (Except “Counterfeiting/Forgery” and “Bad Checks”) (Crimes Against Property)

Definition: *The intentional perversion of the truth for the purpose of inducing another person or other entity in reliance upon it to part with some thing of value or to surrender a legal right.*

(a) False Pretenses/Swindle/Confidence Game

Definition: *The intentional misrepresentation of existing fact or condition, or the use of some other deceptive scheme or device, to obtain money, goods, or other things of value.*

(b) Credit Card/Automatic Teller Machine Fraud

Definition: *The unlawful use of a credit (or debit) card or automatic teller machine for fraudulent purposes.*

(c) Impersonation

Definition: *Falsely representing one's identity or position and acting in the character or position thus unlawfully assumed, to deceive others and thereby gain profit or*

advantage, enjoy some right or privilege, or subject another person or entity to an expense, charge, or liability which would not have otherwise been incurred.

(d) Welfare Fraud

Definition: *The use of deceitful statements, practices, or devices to unlawfully obtain welfare benefits.*

(e) Wire Fraud

Definition: *The use of an electric or electronic communications facility to intentionally transmit a false and/or deceptive message in furtherance of a fraudulent activity.*

11. Gambling Offenses (Crimes Against Society)

Definition: *To unlawfully bet or wager money or something else of value; assist, promote, or operate a game of chance for money or some other stake; possess or transmit wagering information; manufacture, sell, purchase, possess, or transport gambling equipment, devices, or goods; or tamper with the outcome of a sporting event or contest to win a gambling advantage.*

(a) Betting/Wagering

Definition: *To unlawfully stake money or something else of value on the happening of an uncertain event or on the ascertainment of a fact in dispute.*

(b) Operating/Promoting/Assisting Gambling

Definition: *To unlawfully operate, promote, or assist in the operation of a game of chance, lottery, or other gambling activity.*

[Note: This offense includes bookmaking, numbers running, transmitting wagering information, etc.]

(c) Gambling Equipment Violations

Definition: *To unlawfully manufacture, sell, buy, possess, or transport equipment, devices, and/or goods, used for gambling purposes.*

(d) Sports Tampering

Definition: *To unlawfully alter, meddle in, or otherwise interfere with a sporting contest or event for the purpose of gaining a gambling advantage.*

[Note: This offense includes engaging in bribery for gambling purposes. For example, if a jockey was bribed to lose a horse race, it would be reported as Sports Tampering, not Bribery.]

12. Homicide Offenses (Crimes Against Persons)

Definition: *The killing of one human being by another.*

(a) Murder and Nonnegligent Manslaughter

Definition: *The willful (nonnegligent) killing of one human being by another.*

[Note: "Assault to Murder" and "Attempted Murder" are reported as Aggravated Assault.]

(b) Negligent Manslaughter

Definition: *The killing of another person through negligence.*

(c) Justifiable Homicide (not a crime)

Definition: *The killing of a perpetrator of a serious criminal offense by a peace officer in the line of duty; or the killing, during the commission of a serious criminal offense, of the perpetrator by a private individual.*

[Note: A "serious criminal offense" is a felony or high misdemeanor. The crime that was being committed when the justifiable homicide took place must be reported as a separate incident, therefore, justifiable homicide cases involve two incidents rather than one.]

13. Kidnaping/Abduction (Crime Against Person)

Definition: *The unlawful seizure, transport, and/or detention of a person against his/her will, or of a minor without the consent of his/her custodial parent(s) or legal guardian.*

[Note: Kidnaping/Abduction includes hostage-taking.]

14. Larceny/Theft (Crime Against Property)

Definition: *The unlawful taking, carrying, leading, or riding away of property from the possession, or constructive possession, of another person.*

(a) Pocket-picking

Definition: *The theft of articles from another person's physical possession by stealth where the victim usually does not become immediately aware of the theft.*

(b) Purse-snatching

Definition: *The grabbing or snatching of a purse, handbag, etc., from the physical possession of another person.*

[Note: If more force is used than is actually necessary to snatch the purse from the grasp of the person, or if the victim resists the theft in any way, then a strong-arm Robbery occurred, rather than Purse-snatching.]

(c) Shoplifting

Definition: *The theft, by someone other than an employee of the victim, of goods or merchandise exposed for sale.*

(d) Theft From Building

Definition: *A theft from within a building which is either open to the general public or where the offender has legal access.*

(e) Theft From Coin-Operated Machine or Device

Definition: *A theft from a machine or device which is operated or activated by the use of coins.*

(f) Theft From Motor Vehicle

Definition: *The theft of articles from a motor vehicle, whether locked or unlocked.*

(g) Theft of Motor Vehicle Part or Accessories

Definition: *The theft of any part or accessory affixed to the interior or exterior of a motor vehicle in a manner in which would make the item an attachment of the vehicle or necessary for its operation.*

(h) All Other Larceny

Definition: *All thefts which do not fit in any of the definition of the specific subcategories of Larceny/Theft listed above.*

[Note: This subcategory includes thefts from fenced enclosures, boats and airplanes. Thefts of animals, lawn mowers, lawn furniture, hand tools and farm and construction equipment are also included where no break-in of a structure was involved.]

15. Motor Vehicle Theft (Crime Against Property)

Definition: *The theft of a motor vehicle.*

[**Note:** A "motor vehicle" is defined for UCR purposes as a self-propelled vehicle that runs on land surface and not on rails and which fits in one of the following property descriptions: One offense is counted for each vehicle stolen.]

- **Automobiles**-Sedans, coupes, station wagons, convertibles, taxicabs, or other similar motor vehicles which serve the primary purpose of transporting people.
- **Buses**-Motor vehicles which are specifically designed (but not necessarily used) to transport groups of people on a commercial basis.
- **Recreational Vehicles**-Motor vehicles which are specifically designed (but not necessarily used) to transport people and also provide them temporary lodging for recreational purposes.
- **Trucks**-Motor vehicles which are specifically designed (but not necessarily used) to transport cargo on a commercial basis.
- **Other Motor Vehicles**-Any other motor vehicles (e.g., motorcycles, motor scooters, trail bikes, ATV's, mopeds, snowmobiles, golf carts) whose primary purpose is to transport people.

16. Pornography/Obscene Material (Crime Against Society)

Definition: *The violation of laws or ordinances prohibiting the manufacture, publishing, sale, purchase, or possession of sexually explicit material, e.g., literature, photographs, etc.*

17. Prostitution Offenses (Crimes Against Society)

Definition: *To unlawfully engage in or promote sexual activities for profit.*

(a) Prostitution

Definition: *To unlawfully engage in sexual relations for profit.*

[Note: This offense includes prostitution by both males and females.]

(b) Assisting or Promoting Prostitution

Definition: *To solicit customers or transport persons for prostitution purposes; to own, manufacture, or operate a dwelling or other establishment for the purpose of providing a place where prostitution is performed; or to otherwise assist or promote prostitution.*

18. Robbery (Crime Against Property)

Definition: *The taking or attempting to take, anything of value under confrontational circumstances from the control, custody, or care of another person by force or threat of force or violence and/or by putting the victim in fear of immediate harm.*

[Note: Because some type of assault is an element of the crime of Robbery, an assault is not reported as a separate crime as long as it was performed in furtherance of the robbery. However, if the injury results in death, a Homicide Offense is reported. The “victims” of a robbery include not only the persons or other entities (businesses, financial institutions, etc.) from whom the property was taken (or attempted to be taken), but also those persons toward whom the robber(s) directed force or threat of force in perpetrating the offense. Therefore, although the primary victim in a bank robbery would be the “Financial Institution”, the teller toward whom the robber pointed a gun and made a demand is also reported as a victim.

19. Sex Offenses, Forcible (Crimes Against Persons)

Definition: *Any sexual act directed against another person, either male or female, forcibly and/or against that person's will; or not forcibly or against that person's will where the victim is incapable of giving consent.*

(a) Forcible Rape (Except “Statutory Rape”)

Definition: *The carnal knowledge of a person forcibly, either male or female and/or against that person's will; or not forcibly or against that person's will where the victim is incapable of giving consent because of his/her temporary or permanent mental or physical incapacity.*

[Note: If force was used or threatened, the crime is classified as Forcible Rape regardless of the age of the victim or the relationship to the offender. If force was used or threatened and the victim was under the statutory age of consent or related to the offender within the degrees where marriage is prohibited, the crime is classified as Statutory Rape or Incest, respectively. Temporary mental or physical incapacity includes drug facilitated sexual assaults.]

(b) Forcible Sodomy

Definition: *Oral or anal sexual intercourse with another person, either male or female, forcibly and/or against that person's will; or not forcibly and/or against that person's will where the victim is incapable of giving his/her consent because of his/her youth or because of his/her temporary or permanent mental or physical incapacity.*

(c) Sexual Assault With An Object

Definition: *To use an object or instrument to unlawfully, penetrate, however slightly, the genital or anal opening of the body of another person (either male or female) forcibly and/or against his/her will; or not forcibly and/or against his/her will where the victim is incapable of giving his/her consent because of his/her youth or because of his/her temporary or permanent mental or physical incapacity.*

[Note: An “object” or “instrument” is anything used by the offender other than the offender's genitalia. Examples are a finger, bottle, handgun, stick, etc.]

(d) Forcible Fondling

Definition: *The touching of the private body parts of another person, either male or female, for the purpose of sexual gratification, forcibly and/or against that person's will; or not forcibly and/or against that person's will where the victim is incapable of giving consent because of his/her youth or because of his/her temporary or permanent mental or physical incapacity.*

[Note: Forcible fondling includes "indecent liberties" and "child molesting". Because Forcible Fondling is an element of Forcible Rape, Forcible Sodomy, and Sexual Assault With An Object, it should be reported only if it is the **sole** forcible sex offense committed against the victim.]

20. Sex Offenses, Nonforcible (Except "Prostitution Offenses")
(Crimes Against Persons)

Definition: *Unlawful, nonforcible sexual intercourse.*

(a) Incest

Definition: *Nonforcible sexual intercourse between persons who are related to each other within the degrees wherein marriage is prohibited by law.*

(b) Statutory Rape

Definition: *Nonforcible sexual intercourse with a person who is under the statutory age of consent.*

[Note: If force was used or threatened or the victim was incapable of giving consent because of his/her youth or mental impairment, either temporary or permanent, the offense should be classified as Forcible Rape, not Statutory Rape.]

21. Stolen Property Offenses (Crimes Against Property)

Definition: *Receiving, buying, selling, possessing, concealing, or transporting any property with the knowledge that it has been unlawfully taken, as by burglary, embezzlement, fraud, larceny, robbery, etc. Examples include receiving or transferring stolen goods, receiving or dispensing of property stolen in another state.@*

22. Weapon Law Violations (Crimes Against Society)

Definition: *The violation of laws or ordinances prohibiting the manufacture, sale, purchase, transportation, possession, concealment, or use of firearms, cutting instruments, explosives, incendiary devices, or other deadly weapons.*

GROUP B OFFENSES

There are 11 Group B offense categories and they encompass all of the crimes which are not Group A offenses, with the exception of most traffic offenses. Only arrestee data (or Group B Arrest Reports) need to be reported for Group B Crimes.

Bad Checks

Definition: *Knowingly and intentionally writing and/or negotiating checks drawn against insufficient or nonexistent funds.*

Curfew/Loitering/Vagrancy Violations

Definition: *The violation of a court order, regulation, ordinance, or law requiring the withdrawal of persons from the streets or other specified areas; prohibiting persons from remaining in an area or place in an idle or aimless manner; or prohibiting persons from going from place to place without visible means of support.*

Disorderly Conduct

Definition: *Any behavior that tends to disturb the public peace or decorum, scandalize the community, or shock the public sense of morality.*

Diving Under the Influence

Definition: *Driving or operating a motor vehicle or common carrier while mentally or physically impaired as the result of consuming an alcoholic beverage or using a drug or narcotic.*

Drunkenness

Definition: *To drink alcoholic beverages to the extent that one's mental faculties and physical coordination are subsequently impaired.*

Family Offenses

Definition: *Unlawful, nonviolent acts by a family member (or legal guardian) which threaten the physical, mental, or economic well-being or morals of another family member and which are not classified as other offenses, such as Assault, Incest, Statutory Rape, etc.*

Liquor Law Violations

Definition: *The violation of laws or ordinances prohibiting the manufacture, sale, purchase, transportation, possession, or use of alcoholic beverages.*

Peeping Tom

Definition: *To secretly look through a window, doorway, keyhole, or other aperture for the purpose of voyeurism.*

Runaway

Definition: *A person under the age of 18 years of age who has left home without the permission of his/her parent(s) or legal guardian.*

Trespass of Real Property

Definition: *To unlawfully enter land, a dwelling, or other real property.*

All Other Offenses

Definition: *All crimes which are not Group A offenses and not included in one of the specifically named Group B crime categories listed above.*