

# Crime in West Virginia 2008



## 37th Edition

JOE MANCHIN III  
Governor

COLONEL T. S. PACK  
Superintendent

# **TABLE OF CONTENTS (2008)**

Introductory Letter	
Letter of Transmittal	
Table of Contents	
Foreword.....	1
Introduction.....	2
Collection Design	
Implementation	
Participation	
Methodology.....	6
Population and Number of Officers by Agency .....	7
Crime Rate.....	21
Section I.....	142
Number of Incidents, Offenses, Persons Victimized and Known Offenders.....	143
Number of Incidents, Offenses, Persons Victimized and Known Offenders (Crime against Persons) (Table).....	160
Number of Incidents, Offenses, Persons Victimized and Known Offenders (Crime against Property) (Table).....	161
Number of Incidents, Offenses, Persons Victimized and Known Offenders (Crime against Society) (Table).....	162
Incidents.....	163
Number of Incidents by Time of Day (Chart).....	163
Number of Incidents by Time of Day (Table).....	164
Offenses by Exceptional Clearance.....	165
Exceptional Clearance Basis (Chart).....	165
Offenses by Exceptional Clearance (Table).....	165
Offenses.....	166
Number and Percent of Offenses Completed and Attempted (Table).....	166
Percent Distribution of Location by Type of Crime (Table) .....	167
Number of Offenses by Weapons, Selected Offenses (Table).....	168
Victims.....	169
Number of Victims by Type (Table).....	169
Number of Violent Crime Victims by Age, Sex and Race (Table).....	172
Number of Persons Victimized by Offenses and Resident Status (Table).....	174
Property.....	175
Value of Property Loss Due to Criminal Action, Property Type (Table).....	176
Value of Property Recovered or Seized by Law Enforcement Agencies, Property Type (Table).....	177
Offenders.....	179
Number of Known Offenders per Incident (Table).....	179
Offender Race versus Victim Race, Violent Crime (Table).....	181
Number of Persons Arrested: Types of Weapons Possessed, Offenses (Table).....	182
Group “B” Arrestee Count and Offenses (Table).....	185
Section II – Jurisdictional Reporting.....	186
Age and Sex of Victims Known to Law Enforcement, Crimes Against Persons and Property (Table).....	187

Age and Sex of Offenders Known to Law Enforcement, Crimes Against Persons and Property (Table).....	242
Offenses (Group “A”) by Agency (Table).....	299
Arrests (Group “A” and “B”) by Agency (Table).....	546
Section III – Special Reports.....	669
Seized Drug Report Summary (Table).....	670
Domestic Violence	
Domestic Violence.....	673
Offenses and Time of Day (Table).....	674
Offenses and Incident Month (Table).....	675
Offenses and Victim to Offender Relationships (Table).....	676
Victim/Offender Relationship and Weapon Used During Offense (Table).....	678
Victim Offense/Age and Characteristics (Table).....	680
Domestic Violence by Agency (Table).....	686
Sexual Assault	
Sexual Assault.....	704
Adult versus Juvenile Offenders.....	705
Offenders Reported and Arrested (Chart).....	705
Adult versus Juvenile Victims (Table).....	706
Offender Relationship – Adult vs. Juvenile (Table).....	706
Victim’s Relationship to Offender (Chart).....	707
Location (Chart).....	708
Weapons Used (Chart).....	709
Hate/Bias Crimes	
Hate/Bias Crimes.....	710
Agencies Reporting Hate Crimes by Bias Motivation (Table).....	711
Location of Hate Crime Incidents by Bias Motivation (Table).....	713
Number of Incidents by Bias Motivation and Type of Offense (Table).....	714
Incidents, Offenses, Known Offenders and Victims by Bias Motivation (Table).....	717
Appendix	
Offense Definitions.....	718

# FOREWORD

Over a decade ago, the National Incident-Based Reporting System (NIBRS) was developed as the “new” Uniform Crime Reporting (UCR) Program. Since that time, the agencies whose data appear in this publication have made the transition to the “new” system, leading the way to more relevant, flexible and reliable criminal justice statistics for the state as well as the nation. In many instances, the transitions were difficult and placed a strain on already tight information management resources. The presentations in this document represent the results of that extraordinary effort.

NIBRS and its state equivalent, West Virginia Incident-Based Reporting (WV-IBR), were developed to provide more and better information about crime. The presentations in this document illustrate only the barest potential of the system. As participation grows throughout the law enforcement community, so will the utility of the data and the ability to do complex analysis on a wide array of criminal justice issues. That ability will bring with it an understanding of crime never before possible. For taking the first steps toward making NIBRS and WV-IBR a reality, the chiefs, sheriffs, superintendents and directors of the law enforcement agencies are to be commended. They are leaders not only with vision, but with the commitment to continue law enforcement’s advancement in all areas of information technology. Field officers that had to adapt to new reporting forms and procedures are also to be commended, as they are the true source of the information contained in this annual report.

# INTRODUCTION

The National Incident-Based Reporting System, or NIBRS, was developed in response to law enforcement's call for more and better crime statistics. The Uniform Crime Reporting (UCR) Program had served law enforcement well since 1930, but the advent of computers, coupled with the evolution in the nature of criminality in the Nation and State, resulted in a need for modernization. The FBI, with support and funding from the Bureau of Justice Statistics, undertook the redesign process, and in 1989 after years of study and testing, launched NIBRS or the new UCR. States soon began implementing the new system that collects incident-based data as opposed to summary counts and addresses a wide array of offenses and details about crime and its nature.

West Virginia responded to need to modernize crime reporting by converting from the summary based collection system to an incident-based reporting (IBR) system. The state program is known as West Virginia Incident-Based Reporting (WV-IBR). This effort was greatly aided by funding from the US Bureau of Justice Statistics and the WV Division of Criminal Justice Services (WVDCJS). In September of 1998, West Virginia became the sixteenth state to receive NIBRS certification by the FBI. As of January 1, 1999, West Virginia fully committed to IBR by only accepting data in the WV-IBR format. Full conversion and adjustment to the new system is still ongoing.

## **Collection Design**

NIBRS and WV-IBR collects information on each single incident and arrest within 22 crime categories composed of 46 offense types (known as Group A offenses). For each occurrence known to the police within these categories, incident, offense, victim property, offender and arrestee information is sent first to the state UCR program, where it is reviewed before being forwarded to the FBI and the WV Statistical Analysis Center (SAC).

Most of the general concepts for collecting, scoring and reporting UCR data are retained in NIBRS. Unlike the historical UCR system under which data were summarized monthly, NIBRS data are sent incident by incident, or disaggregated, lending great flexibility in terms of data compilation and analysis. The design of NIBRS allows extraction of information formerly collected through the summarized system to maintain the integrity of summary UCR's long-running statistical series on crime.

## **Implementation**

NIBRS is designed to be a byproduct of a modern automated law enforcement law enforcement information system. It is incident-based, *as are law enforcement records*. Because NIBRS solicits considerably more detail about each criminal incident than did summary UCR, it is necessary, however that automated records systems be established or modified to extract the needed information from police records at the local level. These local agency systems must meet both NIBRS and the state-specific requirements (WV-IBR) that address state-level criminal justice issues.

Before a local agency begins submitting data to WV-IBR and the FBI, the agency must demonstrate its ability to meet NIBRS and WV-IBR reporting requirements. All agencies whose data appear in this document have successfully demonstrated that their record systems are capable of producing reliable crime information in the NIBRS and WV-IBR format.

## **Participation**

**For various reasons, the following agencies were unable or unwilling to submit any data in 2008.**

### **Sheriff Departments:**

Calhoun County SO  
Clay County SO  
Lincoln County SO

Pendleton County SO  
Webster County SO  
Wetzel County SO

### **Police Departments:**

Albright PD  
Alderson PD  
Anawalt PD  
Anmore PD  
Athens PD  
Barrackville PD  
Bayard PD  
Belle PD  
Berkeley Springs PD  
Bluefield College PD  
Bradshaw PD  
Branwell PD  
Burnsville PD  
Cedar Grove PD  
Clearview PD

Keystone PD  
Kimball PD  
Kingwood PD  
Man PD  
Marlinton PD  
Matewan PD  
Matoka PD  
Mitchell Heights PD  
Mount Hope PD  
New Cumberland  
New Martinsville PD  
North Fork PD  
Oak Hill PD  
Parsons PD  
Paw Paw PD

Clendenin PD  
Davy PD  
Delbarton PD  
Eleanor PD  
Farmington PD  
Fort Gay PD  
Gary PD  
Gassaway PD  
Gilbert PD  
Glasgow PD  
Grant Town PD  
Grantsville PD  
Handley PD  
Hartford PD  
Henderson PD  
Hundred PD  
laegar PD  
Kermit PD

Petersburg PD  
Chester PD  
Pineville PD  
Poca PD  
Pratt PD  
Rainelle PD  
Rhodell PD  
Richwood PD  
Ridgeley PD  
Rowlesburg PD  
Smithers PD  
Sophia PD  
Sutton PD  
Sylvester PD  
Terra Alta PD  
Tridelfia PD  
War PD  
Webster Springs PD  
West Liberty PD  
West Milford PD  
Whitesville PD

**Several agencies reported only 6 months of data or less. Those agencies are as follows:**

**Sheriff Departments:**

Grant County SO

Pocahontas County SO  
Tucker County SO

**Police Departments:**

Ansted PD  
Benwood PD  
Bethany PD  
Cameron PD  
Capon Bridge PD  
Cedar Grove PD  
Chesapeake PD  
Danville PD  
East Bank PD  
Fairview PD

Madison PD  
Marmet PD  
Mason PD  
Masontown PD  
Mc Mechen PD  
Mullens PD  
Pennsboro PD  
Peterstown PD  
Piedmont PD  
Protective Services

Gauley Bridge PD  
Glenville State College  
Hamlin PD  
Kanawha Co Parks PD  
Lumberport PD  
Mabscott PD

Rivesville PD  
Romney PD  
Salem PD  
St Marys PD  
Star City PD  
Wardensville PD  
Welch PD  
West Liberty College  
Winfield PD



# METHODOLOGY

Tables and narrative comments addressing the volume and types of criminal incidents reported to WV-IBR and the FBI in 2008 are presented throughout this document.

Criminal incidents in NIBRS are classified as crimes against persons, crimes against property and crimes against society.<sup>1</sup> Incidents can involve more than one offense, victim or offender. For counting purposes, one offense is counted for each victim of *crimes against persons* (assault offenses, homicide offenses, kidnapping/abduction, and sex offenses, forcible and non-forcible). Regardless of the number of victims, one offense is counted for each distinct incident of *crimes against property* (bribery, burglary/breaking and entering, counterfeiting/forgery, destruction/damage/vandalism of property, embezzlement, extortion/blackmail, fraud offenses, larceny/theft offenses, motor vehicle theft, robbery, stolen property offenses) and *crimes against society* (drug/narcotic offenses, gambling offenses, pornography/obscene material, prostitution offenses and weapon law violations). Violent crimes are murder, forcible sex offenses, assault offenses, kidnapping/abduction and robbery. Robbery is a violent crime against property as it involves force or threat of force but its objective is to obtain money or property.

While “counting” in summary UCR was for the most part straight forward, NIBRS introduces a myriad of data aggregation or “counting” possibilities. In this document, the principles outlined in “Methods for Understanding and Analyzing NIBRS Data<sup>2</sup>” were followed. The “unit of count” varies from table to table, or even by column within tables. Explanatory notes accompany each table to clarify the method of aggregation.

IBR data are collected for 22 crime categories composed of 46 specific offenses (known as Group A offenses). For each offense known to police within these categories, incident, victim, property, offender and arrest information is gathered.

---

<sup>1</sup> See Appendix 1 for offense definitions.

<sup>2</sup> Yoshio Akiyama and James Nolan, “Methods for Understanding and Analyzing NIBRS Data,” *Journal of Quantitative Criminology*, June 1999

# POPULATION AND NUMBER OF OFFICERS BY AGENCY

## 2008

<u>County</u>	<u>Department Name</u>	<u>Population</u>	<u># Male Officers</u>	<u># Female Officers</u>
<b>Barbour</b>				
	Barbour Co SO	11,095	5	0
	Belington PD	1,831	2	0
	Philippi PD	2,821	6	0
	DNR - 1 - Barbour		1	0
	FIRE MARSHAL - Barbour		0	0
	Philippi SP		5	0
	<b>Totals:</b>	<b>15,747</b>	<b>19</b>	<b>0</b>
<b>Berkeley</b>				
	Martinsburg SP		23	1
	BCI - Martinsburg		6	0
	Berkeley Co SO	83,903	55	2
	Martinsburg PD	16,610	41	5
	DNR - 2 - Berkeley		2	0
	FIRE MARSHAL - Berkeley		0	0
	tf Eastern Panhandle Drug & Vio		5	0
	<b>Totals:</b>	<b>100,513</b>	<b>132</b>	<b>8</b>
<b>Boone</b>				
	Boone Co SO	21,164	20	0
	Madison PD	2,610	5	0
	Whitesville PD	510	1	0
	DNR - 5 - Boone		1	0
	Danville PD	538	3	0
	Sylvester PD	567	2	0
	FIRE MARSHAL - Boone		0	0
	Danville SP		5	1
	Whitesville SP		3	0
	<b>Totals:</b>	<b>25,389</b>	<b>40</b>	<b>1</b>
<b>Braxton</b>				
	Sutton SP		6	0
	Braxton Co SO	12,416	9	0
	Gassaway PD	879	1	0
	Sutton PD	987	1	0
	Burnsville PD	470	2	0
	DNR - 3 - Braxton		3	0
	FIRE MARSHAL - Braxton		0	0
	<b>Totals:</b>	<b>14,752</b>	<b>22</b>	<b>0</b>

<u>County</u>	<u>Department Name</u>	<u>Population</u>	<u># Male Officers</u>	<u># Female Officers</u>
<b>Brooke</b>				
	Brooke Co SO	13,655	16	0
	Follansbee PD	2,893	7	0
	Wellsburg PD	2,648	6	0
	DNR - 1 - Brooke		1	0
	Bethany PD	977	0	0
	FIRE MARSHAL - Brooke		0	0
	Wellsburg SP		3	0
	<b>Totals:</b>	<b>20,173</b>	<b>33</b>	<b>0</b>
<b>Cabell</b>				
	Huntington SP		16	0
	Cabell CO SO	42,612	40	1
	Barboursville PD	3,276	16	0
	Huntington PD	48,669	89	6
	Milton PD	2,377	5	0
	Marshall Univ Police		18	4
	DNR - 5 - Cabell		0	0
	FIRE MARSHAL - Cabell		0	0
	tf Huntington Drug & Vio Crime		0	0
	<b>Totals:</b>	<b>96,934</b>	<b>184</b>	<b>11</b>
<b>Calhoun</b>				
	Calhoun Co SO	6,776	1	0
	Grantsville PD	542	2	0
	DNR - 6 - Calhoun		1	0
	FIRE MARSHAL - Calhoun		0	0
	Grantsville SP		3	0
	<b>Totals:</b>	<b>7,318</b>	<b>7</b>	<b>0</b>
<b>Clay</b>				
	Clay SP		4	0
	Clay Co SO	10,195	5	0
	DNR - 3 - Clay		2	0
	FIRE MARSHAL - Clay		0	0
	<b>Totals:</b>	<b>10,195</b>	<b>11</b>	<b>0</b>
<b>Doddridge</b>				
	Doddridge Co SO	6,623	4	1
	West Union PD	806	1	0
	DNR - 6 - Doddridge		1	0
	FIRE MARSHAL - Doddridge		0	0
	West Union SP		4	0
	<b>Totals:</b>	<b>7,429</b>	<b>10</b>	<b>1</b>

<u>County</u>	<u>Department Name</u>	<u>Population</u>	<u># Male Officers</u>	<u># Female Officers</u>
<b>Fayette</b>				
	Gauley Bridge SP		4	0
	Oak Hill SP		10	0
	Turnpike - Fayette		0	0
	Fayette Co SO	30,597	33	1
	Ansted PD	1,597	2	0
	Fayetteville PD	2,641	10	0
	Montgomery PD	1,925	4	0
	Mount Hope PD	1,386	3	1
	Oak Hill PD	7,230	13	0
	Smithers PD	849	4	0
	WVU Tech-Security		7	0
	DNR - 4 - Fayette		2	0
	Gauley Bridge PD	694	4	0
	FIRE MARSHAL - Fayette		0	0
	<b>Totals:</b>	<b>46,919</b>	<b>96</b>	<b>2</b>

<b>Gilmer</b>				
	Gilmer Co SO	5,434	5	0
	Glenville PD	1,470	3	0
	Glenville State College		2	0
	DNR - 6 - Gilmer		1	0
	FIRE MARSHAL - Gilmer		0	0
	Glenville SP		4	0
	<b>Totals:</b>	<b>6,904</b>	<b>15</b>	<b>0</b>

<b>Grant</b>				
	Petersburg SP		0	0
	Grant Co SO	8,926	8	0
	Petersburg PD	2,734	1	0
	DNR - 2 - Grant		2	0
	Bayard PD	290	1	0
	FIRE MARSHAL - GRANT		0	0
	tf Potomac Highland Drug & Vio		3	0
	<b>Totals:</b>	<b>11,950</b>	<b>15</b>	<b>0</b>

<u>County</u>	<u>Department Name</u>	<u>Population</u>	<u># Male Officers</u>	<u># Female Officers</u>
<b>Greenbrier</b>				
	Greenbrier Co SO	24,940	29	1
	Lewisburg PD	3,554	11	0
	Rainelle PD	1,489	1	0
	Ronceverte PD	1,523	5	0
	White Sulphur Springs PD	2,323	7	0
	DNR - 4 - Greenbrier		2	0
	FIRE MARSHAL - Greenbrier		0	0
	tf Greenbrier Co Drug		0	0
	Rainelle SP		4	0
	Lewisburg SP		9	0
	<b>Totals:</b>	<b>33,829</b>	<b>68</b>	<b>1</b>
<b>Hampshire</b>				
	Romney SP		11	0
	Hampshire Co SO	20,472	15	1
	Romney PD	1,975	3	0
	DNR - 2 - Hampshire		5	0
	Capon Bridge PD	250	2	0
	FIRE MARSHAL - Hampshire		0	0
	<b>Totals:</b>	<b>22,697</b>	<b>36</b>	<b>1</b>
<b>Hancock</b>				
	Hancock Co SO	11,709	26	0
	Chester PD	2,371	5	0
	Weirton PD	19,095	37	1
	New Cumberland PD	1,021	2	0
	DNR - 1 - Hancock		1	0
	FIRE MARSHAL - Hancock		0	0
	tf Hancock-Brooke Drug		0	0
	New Cumberland SP		3	0
	<b>Totals:</b>	<b>34,196</b>	<b>74</b>	<b>1</b>
<b>Hardy</b>				
	Moorefield SP		6	0
	Hardy Co SO	10,784	6	1
	Moorefield PD	2,432	5	1
	Wardensville PD	246	1	0
	DNR - 2 - Hardy		1	0
	FIRE MARSHAL - Hardy		0	0
	<b>Totals:</b>	<b>13,462</b>	<b>19</b>	<b>2</b>

<u>County</u>	<u>Department Name</u>	<u>Population</u>	<u># Male Officers</u>	<u># Female Officers</u>
<b>Harrison</b>				
	Harrison Co SO	34,011	41	0
	Bridgeport PD	7,806	18	1
	Clarksburg PD	16,420	41	2
	Salem PD	2,046	3	0
	Shinnston PD	2,238	6	0
	Stonewood PD	1,861	1	0
	Anmoore PD	786	2	0
	Nutter Fort PD	1,640	5	0
	Lumberport PD	975	2	0
	West Milford PD	651	0	0
	DNR - 1 - Harrison		3	0
	FIRE MARSHAL - Harrison		0	0
	tf Harrison Co Drug & Vio Crime		0	0
	Bridgeport SP		14	0
	<b>Totals:</b>	<b>68,434</b>	<b>136</b>	<b>3</b>
<b>Jackson</b>				
	Ripley SP		4	1
	Jackson Co SO	21,106	15	0
	Ravenswood PD	3,992	11	0
	Ripley PD	3,272	9	0
	DNR - 6 - Jackson		2	0
	FIRE MARSHAL - Jackson		0	0
	<b>Totals:</b>	<b>28,370</b>	<b>41</b>	<b>1</b>
<b>Jefferson</b>				
	Jefferson Co SO	40,794	24	2
	Charles Town PD	4,013	16	1
	Shepherdstown PD	1,168	3	0
	Ranson PD	4,067	11	2
	Harpers Ferry PD	1,413	4	0
	DNR - 2 - Jefferson		1	0
	Shepherd University		8	1
	FIRE MARSHAL - Jefferson		0	0
	Kearneysville SP		12	0
	<b>Totals:</b>	<b>51,455</b>	<b>79</b>	<b>6</b>

<u>County</u>	<u>Department Name</u>	<u>Population</u>	<u># Male Officers</u>	<u># Female Officers</u>
<b>Kanawha</b>				
	Quincy SP		11	0
	WV State Police Hdqts		0	0
	So Charleston SP		24	1
	BCI - SO Charleston		3	0
	Turnpike - Kanawha		7	0
	Kanawha Co SO	94,104	95	4
	Belle PD	1,166	4	0
	Charleston PD	50,510	167	9
	Dunbar PD	7,612	15	0
	Nitro PD	6,723	17	0
	St Albans PD	10,999	21	0
	South Charleston PD	12,468	36	1
	Chesapeake PD	1,550	2	0
	Marmet PD	1,610	5	0
	East Bank PD	886	3	0
	Glasgow PD	739	2	0
	Clendenin PD	1,044	3	0
	Cedar Grove PD	809	2	0
	Pratt PD	529	1	1
	Handley PD	339	0	0
	WV STATE UNIVERSITY		8	1
	DNR - 5 - Kanawha		9	0
	FIRE MARSHAL - Kanawha		31	1
	Kanawha Co Parks		5	0
	Protective Services-Capitol		23	0
	tf Metro Drug Enforcement		14	0
	<b>Totals:</b>	<b>191,088</b>	<b>508</b>	<b>18</b>
<b>Lewis</b>				
	Lewis Co SO	12,867	13	0
	Weston PD	4,215	7	0
	DNR - 3 - Lewis		2	0
	FIRE MARSHAL - Lewis		0	0
	Weston SP		5	0
	<b>Totals:</b>	<b>17,082</b>	<b>27</b>	<b>0</b>
<b>Lincoln</b>				
	Hamlin SP		12	0
	Lincoln Co SO	21,188	7	1
	Hamlin PD	1,093	1	0
	DNR - 5 - Lincoln		1	0
	FIRE MARSHAL - LINCOLN		0	0
	<b>Totals:</b>	<b>22,281</b>	<b>21</b>	<b>1</b>

<u>County</u>	<u>Department Name</u>	<u>Population</u>	<u># Male Officers</u>	<u># Female Officers</u>
<b>Logan</b>				
	Logan Co SO	31,821	20	1
	Logan PD	1,525	8	0
	Man PD	705	4	0
	Chapmanville PD	1,132	5	0
	DNR - 5 - Logan		2	0
	West Logan PD	394	1	0
	Mitchell Heights PD	277	0	0
	FIRE MARSHAL - Logan		0	0
	tf U S 119 Task Force		0	0
	Logan SP		17	0
	BCI - Logan		4	0
	<b>Totals:</b>	<b>35,854</b>	<b>61</b>	<b>1</b>
<b>Marion</b>				
	Fairmont SP		8	0
	BCI - Fairmont		4	1
	Marion Co SO	30,667	28	1
	Fairmont PD	19,127	33	1
	Mannington PD	2,080	3	1
	Rivesville PD	915	1	0
	Monongah PD	911	1	0
	Fairview PD	437	1	0
	Farmington PD	388	1	0
	Grant Town PD	640	1	0
	DNR - 1 - Marion		5	0
	Barrackville PD	1,294	1	0
	Fairmont Campus Police		4	0
	FIRE MARSHAL - MARION		0	0
	TF--3 RIVERS		0	0
	<b>Totals:</b>	<b>56,459</b>	<b>91</b>	<b>4</b>
<b>Marshall</b>				
	Marshall Co SO	18,008	24	0
	Benwood PD	1,463	6	0
	Cameron PD	1,110	1	0
	Glen Dale PD	1,443	5	0
	Mc Mechen PD	1,780	2	0
	Moundsville PD	9,385	16	1
	DNR - 1 - Marshall		1	0
	FIRE MARSHAL - MARSHALL		0	0
	Moundsville SP		7	0
	<b>Totals:</b>	<b>33,189</b>	<b>62</b>	<b>1</b>



<u>County</u>	<u>Department Name</u>	<u>Population</u>	<u># Male Officers</u>	<u># Female Officers</u>
<b>Mason</b>				
	Point Pleasant SP		5	0
	Mason Co SO	17,749	16	0
	Point Pleasant PD	4,459	8	0
	New Haven PD	1,523	3	0
	Mason PD	1,044	4	0
	Henderson PD	311	1	0
	Hartford PD	515	1	0
	DNR - 5 - Mason		1	0
	FIRE MARSHAL - Mason		0	0
	<b>Totals:</b>	<b>25,601</b>	<b>39</b>	<b>0</b>
<b>McDowell</b>				
	Mc Dowell Co SO	17,300	14	1
	Keystone PD	381	1	0
	War PD	666	0	0
	Welch PD	2,283	7	0
	Anawalt PD	240	0	1
	Gary PD	771	1	0
	North Fork PD	437	3	0
	Davy PD	348	0	0
	Kimball PD	349	3	0
	laeger PD	303	1	0
	DNR - 4 - McDowell		1	0
	FIRE MARSHAL - McDOWELL		0	0
	Bradshaw PD	256	3	0
	Welch SP		10	0
	<b>Totals:</b>	<b>23,334</b>	<b>44</b>	<b>2</b>
<b>Mercer</b>				
	Turnpike - Mercer		7	0
	Princeton SP		16	1
	BCI - Bluefield		2	0
	Mercer Co SO	41,685	26	0
	Athens PD	1,177	1	0
	Bluefield PD	11,000	20	1
	Princeton PD	6,178	19	1
	Matoaka PD	302	2	0
	Bramwell PD	407	1	0
	Concord College Security		7	0
	Bluefield College		1	0
	DNR - 4 - Mercer		2	0
	FIRE MARSHAL - MERCER		0	0
	tf So Regional Drug & Vio Crime		0	0
	<b>Totals:</b>	<b>60,749</b>	<b>104</b>	<b>3</b>

<u>County</u>	<u>Department Name</u>	<u>Population</u>	<u># Male Officers</u>	<u># Female Officers</u>
<b>Mineral</b>				
	Mineral Co SO	19,836	11	0
	Keyser PD	5,331	11	1
	Piedmont PD	925	1	0
	Ridgeley PD	690	3	0
	Potomac State College Police		4	1
	DNR - 2 - Mineral		2	0
	FIRE MARSHAL - MINERAL		0	0
	Keyser SP		7	0
	<b>Totals:</b>	<b>26,782</b>	<b>39</b>	<b>2</b>
<b>Mingo</b>				
	Gilbert SP		3	0
	Williamson SP		5	0
	Mingo Co SO	22,157	18	0
	Gilbert PD	396	4	0
	Williamson PD	3,128	8	0
	Kermit PD	225	2	0
	Delbarton PD	437	3	0
	Matewan PD	497	1	0
	DNR - 5 - Mingo		1	0
	FIRE MARSHAL - MINGO		0	0
	<b>Totals:</b>	<b>26,840</b>	<b>45</b>	<b>0</b>
<b>Monongalia</b>				
	Monongalia Co SO	49,705	35	1
	Morgantown PD	28,951	57	3
	Star City PD	1,404	5	0
	Westover PD	3,922	6	1
	WV UNIVERSITY - POLICE		44	8
	DNR - 1 - Monongalia		2	0
	Granville PD	780	11	0
	FIRE MARSHAL - Monongalia		0	0
	tf Monongalia Valley Drug		0	0
	Morgantown SP		22	0
	<b>Totals:</b>	<b>84,762</b>	<b>182</b>	<b>13</b>
<b>Monroe</b>				
	Union SP		4	0
	Monroe Co SO	12,828	6	0
	Alderson PD	1,081	1	0
	Peterstown PD	493	1	0
	DNR - 4 - Monroe		1	0
	FIRE MARSHAL - MONROE		0	0
	<b>Totals:</b>	<b>14,402</b>	<b>13</b>	<b>0</b>

<u>County</u>	<u>Department Name</u>	<u>Population</u>	<u># Male Officers</u>	<u># Female Officers</u>
<b>Morgan</b>				
	Morgan Co SO	15,254	9	0
	Berkeley Springs (BATH) PD	698	3	0
	Paw Paw PD	503	1	0
	DNR - 2 - Morgan		1	0
	FIRE MARSHAL - MORGAN		0	0
	Berkeley Springs SP		4	0
	<b>Totals:</b>	<b>16,455</b>	<b>18</b>	<b>0</b>
<b>Nicholas</b>				
	Richwood SP		2	0
	Summersville SP		4	0
	Nicholas Co SO	20,596	26	1
	Richwood PD	2,340	5	0
	Summersville PD	3,366	13	1
	DNR - 3 - Nicholas		1	0
	FIRE MARSHAL - NICHOLAS		0	0
	tf Central WV Drug		0	0
	<b>Totals:</b>	<b>26,302</b>	<b>51</b>	<b>2</b>
<b>Ohio</b>				
	Ohio Co SO	10,239	27	1
	Wheeling PD	29,057	74	5
	Triadelphia PD	816	0	0
	Bethlehem PD	2,506	4	0
	West Liberty PD	1,236	0	0
	West Liberty College		4	0
	DNR - 1 - Ohio		1	0
	Clearview PD	558	0	0
	FIRE MARSHAL - OHIO		0	0
	tf Ohio Valley Drug & Vio Crime		0	0
	BCI - Wheeling		3	0
	Wheeling SP		5	0
	<b>Totals:</b>	<b>44,412</b>	<b>118</b>	<b>6</b>
<b>Pendleton</b>				
	Franklin SP		3	0
	Pendleton Co SO	7,575	4	0
	DNR - 2 - Pendleton		2	0
	FIRE MARSHAL - PENDLETON		0	0
	<b>Totals:</b>	<b>7,575</b>	<b>9</b>	<b>0</b>

<u>County</u>	<u>Department Name</u>	<u>Population</u>	<u># Male Officers</u>	<u># Female Officers</u>
<b>Pleasants</b>				
	Pleasants Co SO	5,300	5	1
	St Marys PD	1,913	4	0
	DNR - 6 - Pleasants		0	0
	FIRE MARSHAL - PLEASANTS		0	0
	St Marys SP		1	1
	<b>Totals:</b>	<b>7,213</b>	<b>10</b>	<b>2</b>
<b>Pocahontas</b>				
	Marlinton SP		3	0
	Pocahontas Co SO	7,423	8	0
	Marlinton PD	1,241	1	0
	DNR - 3 - Pocahontas		3	0
	FIRE MARSHAL - POCAHONTAS		0	0
	<b>Totals:</b>	<b>8,664</b>	<b>15</b>	<b>0</b>
<b>Preston</b>				
	Preston Co SO	23,855	16	0
	Kingwood PD	2,957	4	1
	Terra Alta PD	1,517	1	0
	Rowlesburg PD	622	0	1
	Masontown PD	656	1	0
	Reedsville PD	534	1	0
	DNR - 1 - Preston		2	0
	FIRE MARSHAL - PRESTON		0	0
	Albright PD	253	0	0
	Kingwood SP		6	0
	<b>Totals:</b>	<b>30,394</b>	<b>31</b>	<b>2</b>
<b>Putnam</b>				
	Winfield SP		6	1
	Putnam Co SO	43,108	37	1
	Hurricane PD	6,179	15	0
	Winfield PD	2,060	4	0
	Eleanor PD	1,541	0	0
	Poca PD	1,035	0	0
	DNR - 5 - Putnam		5	0
	FIRE MARSHAL - PUTNAM		0	0
	<b>Totals:</b>	<b>53,923</b>	<b>67</b>	<b>2</b>

<u>County</u>	<u>Department Name</u>	<u>Population</u>	<u># Male Officers</u>	<u># Female Officers</u>
<b>Raleigh</b>				
	Raleigh Co SO	59,361	44	2
	Beckley PD	16,774	43	3
	Mabscott PD	1,344	4	0
	Sophia PD	1,242	4	0
	Rhodell PD	229	0	0
	DNR - 4 - Raleigh		6	0
	FIRE MARSHAL - Raleigh		0	0
	tf Tri-Lateral Drug Network Team		0	0
	Turnpike - Raleigh		9	1
	Beckley SP		16	0
	BCI - Beckley		5	1
	<b>Totals:</b>	<b>78,950</b>	<b>131</b>	<b>7</b>
<b>Randolph</b>				
	Elkins SP		19	0
	Randolph Co SO	21,312	9	0
	Elkins PD	7,050	8	0
	DNR - 3 - Randolph		4	0
	FIRE MARSHAL - RANDOLPH		0	0
	<b>Totals:</b>	<b>28,362</b>	<b>40</b>	<b>0</b>
<b>Ritchie</b>				
	Ritchie Co SO	7,540	6	0
	Harrisville PD	1,880	1	0
	Pennsboro PD	1,199	1	0
	DNR - 6 - Ritchie		1	0
	FIRE MARSHAL - Ritchie		0	0
	Harrisville SP		5	0
	<b>Totals:</b>	<b>10,619</b>	<b>14</b>	<b>0</b>
<b>Roane</b>				
	Spencer SP		6	0
	Roane Co SO	13,283	5	0
	Spencer PD	2,242	7	0
	DNR - 6 - Roane		0	0
	FIRE MARSHAL - ROANE		0	0
	<b>Totals:</b>	<b>15,525</b>	<b>18</b>	<b>0</b>
<b>Summers</b>				
	Summers Co SO	10,735	6	0
	Hinton PD	2,622	7	0
	DNR - 4 - Summers		3	0
	FIRE MARSHAL - SUMMERS		0	0
	Hinton SP		4	0
	<b>Totals:</b>	<b>13,357</b>	<b>20</b>	<b>0</b>

<u>County</u>	<u>Department Name</u>	<u>Population</u>	<u># Male Officers</u>	<u># Female Officers</u>
<b>Taylor</b>	Grafton SP		3	0
	Taylor Co SO	10,882	7	0
	Grafton PD	5,372	7	0
	DNR - 1 - Taylor		1	0
	FIRE MARSHAL - Taylor		0	0
	<b>Totals:</b>	<b>16,254</b>	<b>18</b>	<b>0</b>
<b>Tucker</b>	Tucker Co SO	5,393	4	0
	Parsons PD	1,369	0	0
	DNR - 1 - Tucker		2	0
	FIRE MARSHAL - TUCKER		0	0
	Parsons SP		4	0
	<b>Totals:</b>	<b>6,762</b>	<b>10</b>	<b>0</b>
<b>Tyler</b>	Tyler Co SO	6,831	6	0
	Paden City PD	2,659	4	0
	Sistersville PD	1,479	3	0
	DNR - 6 - Tyler		1	0
	FIRE MARSHAL - TYLER		0	0
	<b>Totals:</b>	<b>10,969</b>	<b>14</b>	<b>0</b>
<b>Upshur</b>	Upshur Co SO	18,060	10	0
	Buckhannon PD	5,551	8	0
	DNR - 3 - Upshur Co		3	0
	FIRE MARSHAL - UPSHUR		0	0
	Buckhannon SP		5	0
	BCI - Buckhannon		4	0
	<b>Totals:</b>	<b>23,611</b>	<b>30</b>	<b>0</b>
<b>Wayne</b>	Wayne SP		9	0
	Wayne Co SO	30,517	21	1
	Ceredo PD	1,607	6	0
	Kenova PD	3,325	8	0
	Wayne PD	1,141	2	0
	Fort Gay PD	809	2	0
	DNR - 5 - Wayne		3	0
	FIRE MARSHAL - Wayne		0	0
	<b>Totals:</b>	<b>37,399</b>	<b>51</b>	<b>1</b>

<u>County</u>	<u>Department Name</u>	<u>Population</u>	<u># Male Officers</u>	<u># Female Officers</u>
<b>Webster</b>				
	Webster Co SO	8,880	4	0
	Webster Springs PD	769	2	0
	DNR - 3 - Webster		2	0
	FIRE MARSHAL - WEBSTER		0	0
	Upperglade SP		5	0
	<b>Totals:</b>	<b>9,649</b>	<b>13</b>	<b>0</b>
<b>Wetzel</b>				
	Hundred SP		3	0
	Paden City SP		4	0
	Wetzel Co SO	8,743	9	0
	Hundred PD	326	0	0
	New Martinsville PD	5,604	10	0
	DNR - 1 - Wetzel		1	0
	FIRE MARSHAL - WETZEL		0	0
	<b>Totals:</b>	<b>14,673</b>	<b>27</b>	<b>0</b>
<b>Wirt</b>				
	Wirt Co SO	5,965	2	0
	DNR - 6 - Wirt		1	0
	FIRE MARSHAL - Wirt		0	0
	Elizabeth SP		5	0
	<b>Totals:</b>	<b>5,965</b>	<b>8</b>	<b>0</b>
<b>Wood</b>				
	Parkersburg SP		8	0
	Wood Co SO	40,791	38	2
	Parkersburg PD	31,562	61	2
	Vienna PD	10,667	17	0
	Williamstown PD	2,975	4	0
	DNR - 6 - Wood		5	0
	FIRE MARSHAL - WOOD		0	0
	tf Parkersburg Vio Crime Narc		0	0
	<b>Totals:</b>	<b>85,995</b>	<b>133</b>	<b>4</b>
<b>Wyoming</b>				
	Wyoming Co SO	20,197	18	0
	Mullens PD	1,612	3	0
	Pineville PD	664	3	0
	Oceana PD	1,445	5	0
	DNR - 4 - Wyoming		1	0
	FIRE MARSHAL - Wyoming		0	0
	Jesse SP		3	0
	<b>Totals:</b>	<b>23,918</b>	<b>33</b>	<b>0</b>
	<b>Grand Totals:</b>	<b>1,812,035</b>	<b>3,152</b>	<b>109</b>

# Crime Rate

## 2008

### Barbour

#### Barbour Co SO

<u>Offense</u>	<u>Offense</u>	<u>Crime Rate (per 1,000 persons)</u>
All Other Larceny	8	0.72
Burglary/Breaking & Entering	5	0.45
Counterfeiting/Forgery	1	0.09
Destruction/Damage/Vandalism of Property	6	0.54
False Pretenses/Swindle/Confidence Game	1	0.09
Forcible Rape	1	0.09
Motor Vehicle Theft	1	0.09
Stolen Property Offenses	1	0.09
Theft of Motor Vehicle Parts/Accessories	1	0.09

Barbour Co SO	<u>Index Offense Count</u> 16	<u>Crime Rate</u> 1.44	<u>Population</u> 11,095
---------------	----------------------------------	---------------------------	-----------------------------

#### Belington PD

<u>Offense</u>	<u>Offense</u>	<u>Crime Rate (per 1,000 persons)</u>
All Other Larceny	3	1.64
Burglary/Breaking & Entering	3	1.64
Drug/Narcotic Violations	2	1.09
Intimidation	2	1.09
Shoplifting	1	0.55
Simple Assault	13	7.10
Theft From Building	1	0.55

Belington PD	<u>Index Offense Count</u> 8	<u>Crime Rate</u> 4.37	<u>Population</u> 1,831
--------------	---------------------------------	---------------------------	----------------------------

#### Philippi PD

<u>Offense</u>	<u>Offense</u>	<u>Crime Rate (per 1,000 persons)</u>
Aggravated Assault	4	1.42
All Other Larceny	1	0.35
Burglary/Breaking & Entering	3	1.06
Credit Card/Automatic Teller Fraud	1	0.35
Destruction/Damage/Vandalism of Property	11	3.90
Drug/Narcotic Violations	12	4.25
Embezzlement	1	0.35
False Pretenses/Swindle/Confidence Game	2	0.71
Forcible Fondling	1	0.35



Forcible Rape	1	0.35
Intimidation	2	0.71
Motor Vehicle Theft	2	0.71
Murder and Nonnegligent Manslaughter	1	0.35
Shoplifting	13	4.61
Simple Assault	23	8.15
Theft From Building	13	4.61
Theft From Motor Vehicle	8	2.84
Theft of Motor Vehicle Parts/Accessories	4	1.42

	<u>Index</u>	<u>Offense Count</u>	<u>Crime Rate</u>	<u>Population</u>
Philippi PD	50		17.72	2,821

## Philippi SP

<u>Offense</u>	<u>Offense</u>	<u>Crime Rate (per 1,000 persons)</u>
Aggravated Assault	19	N/A
All Other Larceny	20	N/A
Arson	2	N/A
Burglary/Breaking & Entering	30	N/A
Counterfeiting/Forgery	2	N/A
Destruction/Damage/Vandalism of Property	42	N/A
Drug/Narcotic Violations	8	N/A
False Pretenses/Swindle/Confidence Game	1	N/A
Forcible Fondling	4	N/A
Forcible Rape	2	N/A
Impersonation	5	N/A
Intimidation	17	N/A
Motor Vehicle Theft	9	N/A
Pocket-picking	2	N/A
Sexual Assault With An Object	1	N/A
Shoplifting	2	N/A
Simple Assault	29	N/A
Stolen Property Offenses	1	N/A
Theft From Building	13	N/A
Theft From Coin Operated Machine or Device	1	N/A
Theft From Motor Vehicle	7	N/A
Theft of Motor Vehicle Parts/Accessories	6	N/A
Weapon Law Violations	3	N/A

	<u>Index</u>	<u>Offense Count</u>	<u>Crime Rate</u>	<u>Population</u>
Philippi SP	111			

## Barbour

	<u>Index</u>	<u>Offense</u>	<u>Crime Rate</u>	<u>Population</u>
	185		11.75	15,747

## Berkeley

### Berkeley Co SO

<u>Offense</u>	<u>Offense</u>	<u>Crime Rate (per 1,000 persons)</u>
----------------	----------------	---------------------------------------

Aggravated Assault	32	0.38
All Other Larceny	683	8.14
Arson	13	0.15
Burglary/Breaking & Entering	349	4.16
Counterfeiting/Forgery	38	0.45
Credit Card/Automatic Teller Fraud	30	0.36
Destruction/Damage/Vandalism of Property	125	1.49
Drug Equipment Violations	2	0.02
Drug/Narcotic Violations	77	0.92
Embezzlement	5	0.06
False Pretenses/Swindle/Confidence Game	26	0.31
Forcible Fondling	6	0.07
Impersonation	1	0.01
Intimidation	90	1.07
Kidnaping/Abduction	1	0.01
Motor Vehicle Theft	58	0.69
Murder and Nonnegligent Manslaughter	2	0.02
Pornography/Obscene Material	1	0.01
Robbery	23	0.27
Sexual Assault With An Object	25	0.30
Shoplifting	64	0.76
Simple Assault	435	5.18
Statutory Rape	1	0.01
Stolen Property Offenses	10	0.12
Theft From Building	2	0.02
Theft From Motor Vehicle	48	0.57
Weapon Law Violations	13	0.15

	<u>Index Offense Count</u>	<u>Crime Rate</u>	<u>Population</u>
Berkeley Co SO	1,261	15.03	83,903

## DNR - 2 - Berkeley

<u>Offense</u>	<u>Offense</u>	<u>Crime Rate (per 1,000 persons)</u>
Weapon Law Violations	4	N/A

	<u>Index Offense Count</u>	<u>Crime Rate</u>	<u>Population</u>
DNR - 2 - Berkeley	0		

## Martinsburg PD

<u>Offense</u>	<u>Offense</u>	<u>Crime Rate (per 1,000 persons)</u>
Aggravated Assault	66	3.97
All Other Larceny	391	23.54
Arson	10	0.60
Assisting or Promoting Prostitution	6	0.36
Burglary/Breaking & Entering	110	6.62
Counterfeiting/Forgery	40	2.41
Credit Card/Automatic Teller Fraud	24	1.44
Destruction/Damage/Vandalism of Property	126	7.59
Drug/Narcotic Violations	399	24.02

Embezzlement	19	1.14
False Pretenses/Swindle/Confidence Game	30	1.81
Forcible Fondling	1	0.06
Forcible Rape	5	0.30
Forcible Sodomy	3	0.18
Impersonation	2	0.12
Intimidation	33	1.99
Kidnaping/Abduction	3	0.18
Motor Vehicle Theft	47	2.83
Pornography/Obscene Material	1	0.06
Prostitution	5	0.30
Purse-snatching	1	0.06
Robbery	34	2.05
Sexual Assault With An Object	6	0.36
Shoplifting	437	26.31
Simple Assault	300	18.06
Stolen Property Offenses	33	1.99
Theft From Motor Vehicle	127	7.65
Theft of Motor Vehicle Parts/Accessories	33	1.99
Weapon Law Violations	26	1.57

	<u>Index</u>	<u>Offense Count</u>	<u>Crime Rate</u>	<u>Population</u>
Martinsburg PD		1,251	75.32	16,610

## Martinsburg SP

<u>Offense</u>	<u>Offense</u>	<u>Crime Rate (per 1,000 persons)</u>
Aggravated Assault	67	N/A
All Other Larceny	121	N/A
Arson	5	N/A
Burglary/Breaking & Entering	185	N/A
Counterfeiting/Forgery	46	N/A
Credit Card/Automatic Teller Fraud	5	N/A
Destruction/Damage/Vandalism of Property	176	N/A
Drug Equipment Violations	1	N/A
Drug/Narcotic Violations	285	N/A
Embezzlement	3	N/A
False Pretenses/Swindle/Confidence Game	22	N/A
Forcible Fondling	10	N/A
Forcible Rape	12	N/A
Forcible Sodomy	1	N/A
Impersonation	8	N/A
Intimidation	70	N/A
Kidnaping/Abduction	2	N/A
Motor Vehicle Theft	51	N/A
Murder and Nonnegligent Manslaughter	1	N/A
Robbery	6	N/A
Sexual Assault With An Object	1	N/A
Shoplifting	41	N/A

Simple Assault	205	N/A
Statutory Rape	1	N/A
Stolen Property Offenses	23	N/A
Theft From Building	49	N/A
Theft From Motor Vehicle	83	N/A
Theft of Motor Vehicle Parts/Accessories	116	N/A
Weapon Law Violations	18	N/A

	<u>Index Offense Count</u>	<u>Crime Rate</u>	<u>Population</u>
Martinsburg SP	732		

### tf Eastern Panhandle Drug & Vio

<u>Offense</u>	<u>Offense</u>	<u>Crime Rate (per 1,000 persons)</u>
Drug/Narcotic Violations	250	N/A
Embezzlement	1	N/A
Extortion/Blackmail	1	N/A
Weapon Law Violations	1	N/A

	<u>Index Offense Count</u>	<u>Crime Rate</u>	<u>Population</u>
tf Eastern Panhandle Drug & Vio	0		

<b>BERKELEY</b>	<u>Index Offense</u>	<u>Crime Rate</u>	<u>Population</u>
	3,244	32.27	100,513

## Boone

### Boone Co SO

<u>Offense</u>	<u>Offense</u>	<u>Crime Rate (per 1,000 persons)</u>
Aggravated Assault	13	0.61
All Other Larceny	30	1.42
Arson	2	0.09
Burglary/Breaking & Entering	25	1.18
Credit Card/Automatic Teller Fraud	1	0.05
Destruction/Damage/Vandalism of Property	22	1.04
Drug/Narcotic Violations	1	0.05
False Pretenses/Swindle/Confidence Game	1	0.05
Intimidation	12	0.57
Kidnaping/Abduction	1	0.05
Motor Vehicle Theft	22	1.04
Robbery	1	0.05
Sexual Assault With An Object	4	0.19
Shoplifting	2	0.09
Simple Assault	23	1.09
Statutory Rape	1	0.05
Theft From Building	1	0.05
Theft From Coin Operated Machine or Device	1	0.05
Theft From Motor Vehicle	5	0.24
Theft of Motor Vehicle Parts/Accessories	1	0.05

Boone Co SO	<u>Index Offense Count</u> 101	<u>Crime Rate</u> 4.77	<u>Population</u> 21,164
-------------	-----------------------------------	---------------------------	-----------------------------

## Danville PD

<u>Offense</u>	<u>Offense</u>	<u>Crime Rate (per 1,000 persons)</u>
Burglary/Breaking & Entering	2	3.72
Counterfeiting/Forgery	1	1.86
Destruction/Damage/Vandalism of Property	3	5.58
Drug/Narcotic Violations	3	5.58
False Pretenses/Swindle/Confidence Game	1	1.86
Shoplifting	4	7.43
Simple Assault	3	5.58
Theft From Building	1	1.86

Danville PD	<u>Index Offense Count</u> 7	<u>Crime Rate</u> 13.01	<u>Population</u> 538
-------------	---------------------------------	----------------------------	--------------------------

## Danville SP

<u>Offense</u>	<u>Offense</u>	<u>Crime Rate (per 1,000 persons)</u>
Aggravated Assault	21	N/A
All Other Larceny	96	N/A
Arson	1	N/A
Burglary/Breaking & Entering	49	N/A
Counterfeiting/Forgery	24	N/A
Credit Card/Automatic Teller Fraud	3	N/A
Destruction/Damage/Vandalism of Property	80	N/A
Drug Equipment Violations	3	N/A
Drug/Narcotic Violations	43	N/A
False Pretenses/Swindle/Confidence Game	17	N/A
Forcible Fondling	2	N/A
Forcible Rape	1	N/A
Forcible Sodomy	1	N/A
Impersonation	4	N/A
Intimidation	27	N/A
Kidnaping/Abduction	1	N/A
Motor Vehicle Theft	19	N/A
Pocket-picking	2	N/A
Purse-snatching	1	N/A
Robbery	3	N/A
Shoplifting	22	N/A
Simple Assault	76	N/A
Stolen Property Offenses	7	N/A
Theft From Building	17	N/A
Theft From Coin Operated Machine or Device	1	N/A
Theft From Motor Vehicle	1	N/A
Theft of Motor Vehicle Parts/Accessories	40	N/A
Weapon Law Violations	4	N/A
Welfare Fraud	1	N/A

Danville SP	<u>Index Offense Count</u> 273	<u>Crime Rate</u>	<u>Population</u>
-------------	-----------------------------------	-------------------	-------------------

### DNR - 5 - Boone

<u>Offense</u>	<u>Offense</u>	<u>Crime Rate (per 1,000 persons)</u>
Drug/Narcotic Violations	7	N/A

DNR - 5 - Boone	<u>Index Offense Count</u> 0	<u>Crime Rate</u>	<u>Population</u>
-----------------	---------------------------------	-------------------	-------------------

### Madison PD

<u>Offense</u>	<u>Offense</u>	<u>Crime Rate (per 1,000 persons)</u>
Aggravated Assault	1	0.38
Burglary/Breaking & Entering	1	0.38
Destruction/Damage/Vandalism of Property	1	0.38
Intimidation	2	0.77
Motor Vehicle Theft	1	0.38
Shoplifting	1	0.38
Weapon Law Violations	1	0.38

Madison PD	<u>Index Offense Count</u> 4	<u>Crime Rate</u> 1.53	<u>Population</u> 2,610
------------	---------------------------------	---------------------------	----------------------------

### Whitesville SP

<u>Offense</u>	<u>Offense</u>	<u>Crime Rate (per 1,000 persons)</u>
Aggravated Assault	5	N/A
All Other Larceny	39	N/A
Arson	3	N/A
Burglary/Breaking & Entering	23	N/A
Credit Card/Automatic Teller Fraud	1	N/A
Destruction/Damage/Vandalism of Property	22	N/A
Drug Equipment Violations	3	N/A
Drug/Narcotic Violations	25	N/A
Embezzlement	1	N/A
False Pretenses/Swindle/Confidence Game	3	N/A
Impersonation	2	N/A
Intimidation	9	N/A
Motor Vehicle Theft	3	N/A
Shoplifting	2	N/A
Simple Assault	14	N/A
Stolen Property Offenses	3	N/A
Theft From Building	1	N/A
Theft From Motor Vehicle	6	N/A
Theft of Motor Vehicle Parts/Accessories	4	N/A
Weapon Law Violations	2	N/A

Whitesville SP	<u>Index Offense Count</u> 83	<u>Crime Rate</u>	<u>Population</u>
----------------	----------------------------------	-------------------	-------------------

# Boone

<u>Index Offense</u>	<u>Crime Rate</u>	<u>Population</u>
468	19.25	24,312

# Braxton

## Braxton Co SO

<u>Offense</u>	<u>Offense</u>	<u>Crime Rate (per 1,000 persons)</u>
Aggravated Assault	18	1.45
All Other Larceny	15	1.21
Burglary/Breaking & Entering	19	1.53
Counterfeiting/Forgery	1	0.08
Destruction/Damage/Vandalism of Property	13	1.05
Drug/Narcotic Violations	45	3.62
False Pretenses/Swindle/Confidence Game	6	0.48
Forcible Rape	1	0.08
Intimidation	11	0.89
Motor Vehicle Theft	4	0.32
Shoplifting	1	0.08
Simple Assault	9	0.72
Stolen Property Offenses	2	0.16
Theft From Building	1	0.08
Theft of Motor Vehicle Parts/Accessories	1	0.08
Weapon Law Violations	3	0.24

	<u>Index Offense Count</u>	<u>Crime Rate</u>	<u>Population</u>
Braxton Co SO	60	4.83	12,416

## Sutton SP

<u>Offense</u>	<u>Offense</u>	<u>Crime Rate (per 1,000 persons)</u>
Aggravated Assault	18	N/A
All Other Larceny	25	N/A
Arson	4	N/A
Burglary/Breaking & Entering	19	N/A
Counterfeiting/Forgery	5	N/A
Destruction/Damage/Vandalism of Property	68	N/A
Drug/Narcotic Violations	93	N/A
Embezzlement	1	N/A
False Pretenses/Swindle/Confidence Game	15	N/A
Forcible Fondling	2	N/A
Forcible Sodomy	1	N/A
Impersonation	1	N/A
Incest	1	N/A
Intimidation	10	N/A
Motor Vehicle Theft	9	N/A
Murder and Nonnegligent Manslaughter	1	N/A
Purse-snatching	1	N/A
Sexual Assault With An Object	1	N/A

Shoplifting	3	N/A
Simple Assault	38	N/A
Stolen Property Offenses	3	N/A
Theft From Building	16	N/A
Theft From Coin Operated Machine or Device	2	N/A
Theft From Motor Vehicle	18	N/A
Theft of Motor Vehicle Parts/Accessories	15	N/A
Weapon Law Violations	4	N/A

	<u>Index Offense Count</u>	<u>Crime Rate</u>	<u>Population</u>
Sutton SP	127		

## Braxton

	<u>Index Offense</u>	<u>Crime Rate</u>	<u>Population</u>
	187	15.06	12,416

## Brooke

### Bethany PD

<u>Offense</u>	<u>Offense</u>	<u>Crime Rate (per 1,000 persons)</u>
Aggravated Assault	1	1.02
Burglary/Breaking & Entering	1	1.02
Counterfeiting/Forgery	1	1.02
Destruction/Damage/Vandalism of Property	2	2.05
Drug/Narcotic Violations	1	1.02
Intimidation	2	2.05
Simple Assault	2	2.05

	<u>Index Offense Count</u>	<u>Crime Rate</u>	<u>Population</u>
Bethany PD	2	2.05	977

### Brooke Co SO

<u>Offense</u>	<u>Offense</u>	<u>Crime Rate (per 1,000 persons)</u>
Aggravated Assault	8	0.59
All Other Larceny	50	3.66
Arson	1	0.07
Burglary/Breaking & Entering	45	3.30
Counterfeiting/Forgery	3	0.22
Credit Card/Automatic Teller Fraud	2	0.15
Destruction/Damage/Vandalism of Property	34	2.49
Drug/Narcotic Violations	14	1.03
Embezzlement	1	0.07
False Pretenses/Swindle/Confidence Game	7	0.51
Forcible Fondling	1	0.07
Impersonation	4	0.29
Intimidation	13	0.95
Motor Vehicle Theft	12	0.88
Pocket-picking	1	0.07
Robbery	1	0.07
Simple Assault	52	3.81



Statutory Rape	2	0.15
Stolen Property Offenses	2	0.15
Theft From Building	9	0.66
Theft From Coin Operated Machine or Device	1	0.07
Theft From Motor Vehicle	14	1.03
Theft of Motor Vehicle Parts/Accessories	1	0.07

	<u>Index Offense Count</u>	<u>Crime Rate</u>	<u>Population</u>
Brooke Co SO	142	10.40	13,655

## Follansbee PD

<u>Offense</u>	<u>Offense</u>	<u>Crime Rate (per 1,000 persons)</u>
Aggravated Assault	4	1.38
All Other Larceny	4	1.38
Burglary/Breaking & Entering	15	5.18
Destruction/Damage/Vandalism of Property	14	4.84
Drug/Narcotic Violations	9	3.11
False Pretenses/Swindle/Confidence Game	1	0.35
Forcible Fondling	1	0.35
Forcible Sodomy	1	0.35
Impersonation	1	0.35
Intimidation	5	1.73
Motor Vehicle Theft	5	1.73
Pocket-picking	3	1.04
Purse-snatching	1	0.35
Robbery	1	0.35
Shoplifting	1	0.35
Simple Assault	12	4.15
Theft From Building	7	2.42
Theft From Motor Vehicle	11	3.80

	<u>Index Offense Count</u>	<u>Crime Rate</u>	<u>Population</u>
Follansbee PD	52	17.97	2,893

## Wellsburg PD

<u>Offense</u>	<u>Offense</u>	<u>Crime Rate (per 1,000 persons)</u>
Aggravated Assault	2	0.76
All Other Larceny	21	7.93
Arson	1	0.38
Burglary/Breaking & Entering	20	7.55
Counterfeiting/Forgery	3	1.13
Credit Card/Automatic Teller Fraud	1	0.38
Destruction/Damage/Vandalism of Property	17	6.42
Drug/Narcotic Violations	3	1.13
False Pretenses/Swindle/Confidence Game	8	3.02
Forcible Fondling	1	0.38
Impersonation	2	0.76
Intimidation	3	1.13
Kidnaping/Abduction	1	0.38

Motor Vehicle Theft	4	1.51
Robbery	1	0.38
Shoplifting	1	0.38
Simple Assault	11	4.15
Statutory Rape	1	0.38
Theft From Motor Vehicle	9	3.40
Weapon Law Violations	1	0.38

	<u>Index Offense Count</u>	<u>Crime Rate</u>	<u>Population</u>
Wellsburg PD	58	21.90	2,648

## Wellsburg SP

<u>Offense</u>	<u>Offense</u>	<u>Crime Rate (per 1,000 persons)</u>
Aggravated Assault	2	N/A
All Other Larceny	5	N/A
Burglary/Breaking & Entering	5	N/A
Counterfeiting/Forgery	1	N/A
Credit Card/Automatic Teller Fraud	3	N/A
Destruction/Damage/Vandalism of Property	4	N/A
Drug/Narcotic Violations	11	N/A
False Pretenses/Swindle/Confidence Game	2	N/A
Forcible Fondling	1	N/A
Forcible Rape	1	N/A
Impersonation	1	N/A
Incest	2	N/A
Intimidation	3	N/A
Motor Vehicle Theft	3	N/A
Simple Assault	3	N/A
Theft of Motor Vehicle Parts/Accessories	4	N/A
Weapon Law Violations	1	N/A

	<u>Index Offense Count</u>	<u>Crime Rate</u>	<u>Population</u>
Wellsburg SP	20		

## Brooke

	<u>Index Offense</u>	<u>Crime Rate</u>	<u>Population</u>
	274	13.58	20,173

## Cabell

### Barboursville PD

<u>Offense</u>	<u>Offense</u>	<u>Crime Rate (per 1,000 persons)</u>
Aggravated Assault	9	2.75
All Other Larceny	44	13.43
Arson	3	0.92
Burglary/Breaking & Entering	33	10.07
Counterfeiting/Forgery	6	1.83
Credit Card/Automatic Teller Fraud	4	1.22
Destruction/Damage/Vandalism of Property	67	20.45
Drug Equipment Violations	2	0.61

Drug/Narcotic Violations	32	9.77
Embezzlement	22	6.72
False Pretenses/Swindle/Confidence Game	15	4.58
Forcible Fondling	2	0.61
Intimidation	5	1.53
Motor Vehicle Theft	2	0.61
Robbery	8	2.44
Shoplifting	268	81.81
Simple Assault	61	18.62
Stolen Property Offenses	2	0.61
Theft From Building	9	2.75
Theft From Coin Operated Machine or Device	1	0.31
Theft From Motor Vehicle	14	4.27
Theft of Motor Vehicle Parts/Accessories	18	5.49
Weapon Law Violations	4	1.22

	<u>Index</u>	<u>Offense Count</u>	<u>Crime Rate</u>	<u>Population</u>
Barboursville PD		406	123.93	3,276

### **Cabell CO SO**

<u>Offense</u>	<u>Offense</u>	<u>Crime Rate (per 1,000 persons)</u>
Aggravated Assault	23	0.54
All Other Larceny	310	7.27
Arson	6	0.14
Burglary/Breaking & Entering	220	5.16
Counterfeiting/Forgery	39	0.92
Credit Card/Automatic Teller Fraud	28	0.66
Destruction/Damage/Vandalism of Property	406	9.53
Drug/Narcotic Violations	134	3.14
Embezzlement	16	0.38
False Pretenses/Swindle/Confidence Game	36	0.84
Forcible Fondling	11	0.26
Forcible Rape	9	0.21
Forcible Sodomy	4	0.09
Impersonation	5	0.12
Intimidation	7	0.16
Kidnaping/Abduction	5	0.12
Motor Vehicle Theft	65	1.53
Murder and Nonnegligent Manslaughter	1	0.02
Purse-snatching	1	0.02
Robbery	22	0.52
Sexual Assault With An Object	1	0.02
Shoplifting	78	1.83
Simple Assault	404	9.48
Statutory Rape	4	0.09
Stolen Property Offenses	11	0.26
Theft From Coin Operated Machine or Device	1	0.02
Theft From Motor Vehicle	148	3.47

Theft of Motor Vehicle Parts/Accessories	51	1.20
Weapon Law Violations	13	0.31

	<u>Index Offense Count</u>	<u>Crime Rate</u>	<u>Population</u>
Cabell CO SO	929	21.80	42,612

### DNR - 5 - Cabell

<u>Offense</u>	<u>Offense</u>	<u>Crime Rate (per 1,000 persons)</u>
Drug/Narcotic Violations	1	N/A

	<u>Index Offense Count</u>	<u>Crime Rate</u>	<u>Population</u>
DNR - 5 - Cabell	0		

### Huntington PD

<u>Offense</u>	<u>Offense</u>	<u>Crime Rate (per 1,000 persons)</u>
Aggravated Assault	89	1.83
All Other Larceny	1,234	25.35
Arson	14	0.29
Burglary/Breaking & Entering	998	20.51
Counterfeiting/Forgery	98	2.01
Credit Card/Automatic Teller Fraud	11	0.23
Destruction/Damage/Vandalism of Property	1,020	20.96
Drug/Narcotic Violations	217	4.46
Embezzlement	21	0.43
False Pretenses/Swindle/Confidence Game	120	2.47
Forcible Fondling	17	0.35
Forcible Rape	46	0.95
Forcible Sodomy	2	0.04
Impersonation	1	0.02
Kidnaping/Abduction	8	0.16
Motor Vehicle Theft	267	5.49
Murder and Nonnegligent Manslaughter	7	0.14
Prostitution	50	1.03
Purse-snatching	5	0.10
Robbery	162	3.33
Sexual Assault With An Object	13	0.27
Shoplifting	37	0.76
Simple Assault	833	17.12
Statutory Rape	3	0.06
Stolen Property Offenses	2	0.04
Theft From Building	23	0.47
Theft From Coin Operated Machine or Device	1	0.02
Theft From Motor Vehicle	620	12.74
Theft of Motor Vehicle Parts/Accessories	2	0.04
Weapon Law Violations	15	0.31
Welfare Fraud	1	0.02

	<u>Index Offense Count</u>	<u>Crime Rate</u>	<u>Population</u>
Huntington PD	3,491	71.73	48,669

## Huntington SP

<u>Offense</u>	<u>Offense</u>	<u>Crime Rate (per 1,000 persons)</u>
Aggravated Assault	15	N/A
All Other Larceny	180	N/A
Assisting or Promoting Prostitution	1	N/A
Burglary/Breaking & Entering	114	N/A
Counterfeiting/Forgery	24	N/A
Credit Card/Automatic Teller Fraud	27	N/A
Destruction/Damage/Vandalism of Property	171	N/A
Drug Equipment Violations	1	N/A
Drug/Narcotic Violations	89	N/A
Embezzlement	11	N/A
Extortion/Blackmail	1	N/A
False Pretenses/Swindle/Confidence Game	27	N/A
Forcible Fondling	5	N/A
Forcible Rape	5	N/A
Impersonation	6	N/A
Intimidation	26	N/A
Kidnaping/Abduction	1	N/A
Motor Vehicle Theft	31	N/A
Purse-snatching	4	N/A
Robbery	6	N/A
Shoplifting	171	N/A
Simple Assault	176	N/A
Statutory Rape	2	N/A
Stolen Property Offenses	1	N/A
Theft From Building	2	N/A
Theft From Coin Operated Machine or Device	1	N/A
Theft From Motor Vehicle	46	N/A
Theft of Motor Vehicle Parts/Accessories	124	N/A
Weapon Law Violations	3	N/A

	<u>Index Offense Count</u>	<u>Crime Rate</u>	<u>Population</u>
Huntington SP	699		

## Marshall Univ Police

<u>Offense</u>	<u>Offense</u>	<u>Crime Rate (per 1,000 persons)</u>
Aggravated Assault	3	N/A
All Other Larceny	21	N/A
Burglary/Breaking & Entering	13	N/A
Counterfeiting/Forgery	3	N/A
Credit Card/Automatic Teller Fraud	2	N/A
Destruction/Damage/Vandalism of Property	62	N/A
Drug Equipment Violations	2	N/A
Drug/Narcotic Violations	29	N/A
False Pretenses/Swindle/Confidence Game	10	N/A
Forcible Rape	1	N/A

Intimidation	14	N/A
Motor Vehicle Theft	2	N/A
Pocket-picking	1	N/A
Robbery	3	N/A
Shoplifting	3	N/A
Simple Assault	15	N/A
Stolen Property Offenses	4	N/A
Theft From Building	101	N/A
Theft From Coin Operated Machine or Device	6	N/A
Theft From Motor Vehicle	30	N/A
Theft of Motor Vehicle Parts/Accessories	5	N/A
Weapon Law Violations	3	N/A

	<u>Index Offense Count</u>	<u>Crime Rate</u>	<u>Population</u>
Marshall Univ Police	189		

### Milton PD

<u>Offense</u>	<u>Offense</u>	<u>Crime Rate (per 1,000 persons)</u>
All Other Larceny	9	3.79
Burglary/Breaking & Entering	17	7.15
Drug/Narcotic Violations	5	2.10
Intimidation	1	0.42
Motor Vehicle Theft	2	0.84
Robbery	1	0.42
Shoplifting	4	1.68
Simple Assault	13	5.47
Theft From Building	2	0.84
Theft From Coin Operated Machine or Device	1	0.42
Theft From Motor Vehicle	10	4.21
Weapon Law Violations	1	0.42

	<u>Index Offense Count</u>	<u>Crime Rate</u>	<u>Population</u>
Milton PD	46	19.35	2,377

### tf Huntington Drug & Vio Crime

<u>Offense</u>	<u>Offense</u>	<u>Crime Rate (per 1,000 persons)</u>
Drug/Narcotic Violations	11	N/A
Stolen Property Offenses	1	N/A

	<u>Index Offense Count</u>	<u>Crime Rate</u>	<u>Population</u>
tf Huntington Drug & Vio Crime	0		

### CABELL

	<u>Index Offense</u>	<u>Crime Rate</u>	<u>Population</u>
	5,760	59.42	96,934

### Calhoun

#### Grantsville SP

<u>Offense</u>	<u>Offense</u>	<u>Crime Rate (per 1,000 persons)</u>
Aggravated Assault	10	N/A

All Other Larceny	22	N/A
Arson	2	N/A
Burglary/Breaking & Entering	41	N/A
Counterfeiting/Forgery	1	N/A
Credit Card/Automatic Teller Fraud	1	N/A
Destruction/Damage/Vandalism of Property	68	N/A
Drug/Narcotic Violations	28	N/A
Embezzlement	1	N/A
False Pretenses/Swindle/Confidence Game	4	N/A
Forcible Fondling	2	N/A
Forcible Rape	1	N/A
Impersonation	2	N/A
Incest	1	N/A
Intimidation	6	N/A
Kidnaping/Abduction	1	N/A
Motor Vehicle Theft	17	N/A
Sexual Assault With An Object	3	N/A
Simple Assault	32	N/A
Theft From Building	6	N/A
Theft From Coin Operated Machine or Device	1	N/A
Theft From Motor Vehicle	6	N/A
Theft of Motor Vehicle Parts/Accessories	7	N/A

	<u>Index Offense Count</u>	<u>Crime Rate</u>	<u>Population</u>
Grantsville SP	111		

## Calhoun

	<u>Index Offense</u>	<u>Crime Rate</u>	<u>Population</u>
	111		

## Clay

### Clay SP

<u>Offense</u>	<u>Offense</u>	<u>Crime Rate (per 1,000 persons)</u>
Aggravated Assault	13	N/A
All Other Larceny	19	N/A
Arson	2	N/A
Burglary/Breaking & Entering	32	N/A
Counterfeiting/Forgery	2	N/A
Credit Card/Automatic Teller Fraud	1	N/A
Destruction/Damage/Vandalism of Property	26	N/A
Drug/Narcotic Violations	13	N/A
False Pretenses/Swindle/Confidence Game	2	N/A
Forcible Fondling	5	N/A
Forcible Rape	3	N/A
Impersonation	1	N/A
Intimidation	10	N/A
Motor Vehicle Theft	15	N/A
Pocket-picking	1	N/A

Sexual Assault With An Object	2	N/A
Shoplifting	1	N/A
Simple Assault	28	N/A
Stolen Property Offenses	1	N/A
Theft From Motor Vehicle	3	N/A
Theft of Motor Vehicle Parts/Accessories	12	N/A
Weapon Law Violations	2	N/A

Clay SP	<u>Index Offense Count</u>	<u>Crime Rate</u>	<u>Population</u>
	99		

<b>Clay</b>	<u>Index Offense</u>	<u>Crime Rate</u>	<u>Population</u>
	99		

## Doddridge

### Doddridge Co SO

<u>Offense</u>	<u>Offense</u>	<u>Crime Rate (per 1,000 persons)</u>
Aggravated Assault	1	0.15
All Other Larceny	3	0.45
Burglary/Breaking & Entering	1	0.15
Destruction/Damage/Vandalism of Property	2	0.30
Drug Equipment Violations	1	0.15
Drug/Narcotic Violations	3	0.45
Forcible Fondling	5	0.75
Forcible Rape	1	0.15
Incest	1	0.15
Intimidation	1	0.15
Motor Vehicle Theft	2	0.30
Simple Assault	13	1.96
Weapon Law Violations	1	0.15

Doddridge Co SO	<u>Index Offense Count</u>	<u>Crime Rate</u>	<u>Population</u>
	8	1.21	6,623

### West Union PD

<u>Offense</u>	<u>Offense</u>	<u>Crime Rate (per 1,000 persons)</u>
All Other Larceny	1	1.24
Burglary/Breaking & Entering	3	3.72
Destruction/Damage/Vandalism of Property	3	3.72
Purse-snatching	1	1.24
Simple Assault	2	2.48
Theft From Building	4	4.96

West Union PD	<u>Index Offense Count</u>	<u>Crime Rate</u>	<u>Population</u>
	9	11.17	806

### West Union SP

<u>Offense</u>	<u>Offense</u>	<u>Crime Rate (per 1,000 persons)</u>
Aggravated Assault	3	N/A



All Other Larceny	6	N/A
Burglary/Breaking & Entering	9	N/A
Counterfeiting/Forgery	2	N/A
Credit Card/Automatic Teller Fraud	1	N/A
Destruction/Damage/Vandalism of Property	9	N/A
Drug Equipment Violations	1	N/A
Drug/Narcotic Violations	8	N/A
Forcible Fondling	4	N/A
Forcible Sodomy	1	N/A
Intimidation	7	N/A
Motor Vehicle Theft	3	N/A
Sexual Assault With An Object	1	N/A
Simple Assault	12	N/A
Theft From Building	4	N/A
Theft From Coin Operated Machine or Device	1	N/A
Theft From Motor Vehicle	1	N/A
Weapon Law Violations	2	N/A

	<u>Index Offense Count</u>	<u>Crime Rate</u>	<u>Population</u>
West Union SP	27		

## Doddridge

	<u>Index Offense</u>	<u>Crime Rate</u>	<u>Population</u>
	44	5.92	7,429

## Fayette

### Ansted PD

<u>Offense</u>	<u>Offense</u>	<u>Crime Rate (per 1,000 persons)</u>
Aggravated Assault	1	0.63
All Other Larceny	3	1.88
Destruction/Damage/Vandalism of Property	6	3.76
Simple Assault	3	1.88

	<u>Index Offense Count</u>	<u>Crime Rate</u>	<u>Population</u>
Ansted PD	4	2.50	1,597

### Fayette Co SO

<u>Offense</u>	<u>Offense</u>	<u>Crime Rate (per 1,000 persons)</u>
Aggravated Assault	34	1.11
All Other Larceny	74	2.42
Arson	4	0.13
Burglary/Breaking & Entering	132	4.31
Counterfeiting/Forgery	14	0.46
Credit Card/Automatic Teller Fraud	2	0.07
Destruction/Damage/Vandalism of Property	136	4.44
Drug/Narcotic Violations	16	0.52
Embezzlement	1	0.03
False Pretenses/Swindle/Confidence Game	22	0.72
Forcible Fondling	7	0.23

Forcible Rape	7	0.23
Forcible Sodomy	2	0.07
Intimidation	61	1.99
Kidnaping/Abduction	2	0.07
Motor Vehicle Theft	37	1.21
Murder and Nonnegligent Manslaughter	3	0.10
Pornography/Obscene Material	2	0.07
Robbery	6	0.20
Sexual Assault With An Object	1	0.03
Shoplifting	1	0.03
Simple Assault	171	5.59
Stolen Property Offenses	1	0.03
Theft From Motor Vehicle	34	1.11
Theft of Motor Vehicle Parts/Accessories	16	0.52
Weapon Law Violations	7	0.23

	<u>Index Offense Count</u>	<u>Crime Rate</u>	<u>Population</u>
Fayette Co SO	344	11.24	30,597

### Fayetteville PD

<u>Offense</u>	<u>Offense</u>	<u>Crime Rate (per 1,000 persons)</u>
All Other Larceny	25	9.47
Burglary/Breaking & Entering	9	3.41
Counterfeiting/Forgery	2	0.76
Destruction/Damage/Vandalism of Property	37	14.01
Forcible Fondling	1	0.38
Intimidation	4	1.51
Motor Vehicle Theft	3	1.14
Shoplifting	21	7.95
Simple Assault	4	1.51
Theft From Building	14	5.30
Theft From Motor Vehicle	10	3.79
Theft of Motor Vehicle Parts/Accessories	2	0.76
Weapon Law Violations	1	0.38

	<u>Index Offense Count</u>	<u>Crime Rate</u>	<u>Population</u>
Fayetteville PD	84	31.81	2,641

### Gauley Bridge PD

<u>Offense</u>	<u>Offense</u>	<u>Crime Rate (per 1,000 persons)</u>
All Other Larceny	1	1.44
Counterfeiting/Forgery	1	1.44
Destruction/Damage/Vandalism of Property	1	1.44
False Pretenses/Swindle/Confidence Game	1	1.44
Shoplifting	2	2.88
Simple Assault	3	4.32
Theft From Motor Vehicle	1	1.44

	<u>Index Offense Count</u>	<u>Crime Rate</u>	<u>Population</u>
Gauley Bridge PD	4	5.76	694

## Gauley Bridge SP

<u>Offense</u>	<u>Offense</u>	<u>Crime Rate (per 1,000 persons)</u>
Aggravated Assault	3	N/A
All Other Larceny	24	N/A
Burglary/Breaking & Entering	13	N/A
Destruction/Damage/Vandalism of Property	19	N/A
Drug/Narcotic Violations	8	N/A
Embezzlement	1	N/A
False Pretenses/Swindle/Confidence Game	1	N/A
Impersonation	1	N/A
Intimidation	5	N/A
Motor Vehicle Theft	4	N/A
Simple Assault	9	N/A
Theft From Building	1	N/A
Theft From Motor Vehicle	10	N/A
Theft of Motor Vehicle Parts/Accessories	2	N/A

	<u>Index Offense Count</u>	<u>Crime Rate</u>	<u>Population</u>
Gauley Bridge SP	57		

## Montgomery PD

<u>Offense</u>	<u>Offense</u>	<u>Crime Rate (per 1,000 persons)</u>
Aggravated Assault	1	0.52
All Other Larceny	21	10.91
Burglary/Breaking & Entering	5	2.60
Destruction/Damage/Vandalism of Property	41	21.30
Drug Equipment Violations	9	4.68
Drug/Narcotic Violations	1	0.52
Purse-snatching	1	0.52
Robbery	1	0.52
Shoplifting	9	4.68
Simple Assault	17	8.83
Theft From Building	11	5.71
Theft From Coin Operated Machine or Device	1	0.52
Theft From Motor Vehicle	13	6.75
Theft of Motor Vehicle Parts/Accessories	1	0.52
Weapon Law Violations	2	1.04

	<u>Index Offense Count</u>	<u>Crime Rate</u>	<u>Population</u>
Montgomery PD	64	33.25	1,925

## Oak Hill PD

<u>Offense</u>	<u>Offense</u>	<u>Crime Rate (per 1,000 persons)</u>
Aggravated Assault	15	2.07
All Other Larceny	96	13.28
Burglary/Breaking & Entering	35	4.84
Counterfeiting/Forgery	7	0.97
Credit Card/Automatic Teller Fraud	2	0.28

Destruction/Damage/Vandalism of Property	97	13.42
Drug Equipment Violations	5	0.69
Drug/Narcotic Violations	4	0.55
Embezzlement	3	0.41
False Pretenses/Swindle/Confidence Game	6	0.83
Forcible Fondling	4	0.55
Intimidation	14	1.94
Motor Vehicle Theft	18	2.49
Robbery	1	0.14
Shoplifting	29	4.01
Simple Assault	90	12.45
Statutory Rape	2	0.28
Stolen Property Offenses	3	0.41
Theft From Building	16	2.21
Theft From Coin Operated Machine or Device	1	0.14
Theft From Motor Vehicle	39	5.39
Theft of Motor Vehicle Parts/Accessories	14	1.94
Weapon Law Violations	9	1.24

	<u>Index Offense Count</u>	<u>Crime Rate</u>	<u>Population</u>
Oak Hill PD	264	36.51	7,230

## Oak Hill SP

<u>Offense</u>	<u>Offense</u>	<u>Crime Rate (per 1,000 persons)</u>
Aggravated Assault	11	N/A
All Other Larceny	41	N/A
Arson	2	N/A
Burglary/Breaking & Entering	25	N/A
Counterfeiting/Forgery	13	N/A
Credit Card/Automatic Teller Fraud	4	N/A
Destruction/Damage/Vandalism of Property	44	N/A
Drug/Narcotic Violations	83	N/A
Embezzlement	1	N/A
False Pretenses/Swindle/Confidence Game	5	N/A
Forcible Fondling	1	N/A
Forcible Rape	2	N/A
Impersonation	1	N/A
Intimidation	28	N/A
Motor Vehicle Theft	8	N/A
Robbery	2	N/A
Sexual Assault With An Object	3	N/A
Simple Assault	34	N/A
Stolen Property Offenses	1	N/A
Theft From Building	6	N/A
Theft From Motor Vehicle	40	N/A
Theft of Motor Vehicle Parts/Accessories	5	N/A
Weapon Law Violations	7	N/A

Oak Hill SP	<u>Index Offense Count</u>	<u>Crime Rate</u>	<u>Population</u>
	140		

## Turnpike - Fayette

<u>Offense</u>	<u>Offense</u>	<u>Crime Rate (per 1,000 persons)</u>
All Other Larceny	1	N/A
Counterfeiting/Forgery	1	N/A
Drug/Narcotic Violations	6	N/A

Turnpike - Fayette	<u>Index Offense Count</u>	<u>Crime Rate</u>	<u>Population</u>
	1		

## WVU Tech-Security

<u>Offense</u>	<u>Offense</u>	<u>Crime Rate (per 1,000 persons)</u>
Aggravated Assault	1	N/A
All Other Larceny	12	N/A
Arson	1	N/A
Burglary/Breaking & Entering	3	N/A
Destruction/Damage/Vandalism of Property	13	N/A
Drug/Narcotic Violations	1	N/A
Intimidation	3	N/A
Simple Assault	2	N/A
Theft From Building	3	N/A
Theft From Motor Vehicle	2	N/A
Theft of Motor Vehicle Parts/Accessories	1	N/A
Weapon Law Violations	1	N/A

WVU Tech-Security	<u>Index Offense Count</u>	<u>Crime Rate</u>	<u>Population</u>
	22		

## Fayette

	<u>Index Offense</u>	<u>Crime Rate</u>	<u>Population</u>
	984	22.02	44,684

## Gilmer

### Gilmer Co SO

<u>Offense</u>	<u>Offense</u>	<u>Crime Rate (per 1,000 persons)</u>
Aggravated Assault	1	0.18
All Other Larceny	5	0.92
Burglary/Breaking & Entering	5	0.92
Counterfeiting/Forgery	1	0.18
Destruction/Damage/Vandalism of Property	5	0.92
Intimidation	1	0.18
Motor Vehicle Theft	3	0.55
Shoplifting	2	0.37
Simple Assault	4	0.74
Theft From Building	2	0.37
Theft From Motor Vehicle	1	0.18

Gilmer Co SO	<u>Index Offense Count</u>	<u>Crime Rate</u>	<u>Population</u>
	19	3.50	5,434

## **Glennville PD**

<u>Offense</u>	<u>Offense</u>	<u>Crime Rate (per 1,000 persons)</u>
All Other Larceny	8	5.44
Burglary/Breaking & Entering	2	1.36
Destruction/Damage/Vandalism of Property	6	4.08
Motor Vehicle Theft	1	0.68
Pocket-picking	1	0.68
Shoplifting	1	0.68
Simple Assault	7	4.76
Theft From Building	1	0.68

Glennville PD	<u>Index Offense Count</u>	<u>Crime Rate</u>	<u>Population</u>
	14	9.52	1,470

## **Glennville SP**

<u>Offense</u>	<u>Offense</u>	<u>Crime Rate (per 1,000 persons)</u>
Aggravated Assault	12	N/A
All Other Larceny	16	N/A
Arson	1	N/A
Burglary/Breaking & Entering	11	N/A
Counterfeiting/Forgery	3	N/A
Destruction/Damage/Vandalism of Property	17	N/A
Drug/Narcotic Violations	14	N/A
Embezzlement	1	N/A
Forcible Fondling	1	N/A
Forcible Rape	2	N/A
Forcible Sodomy	1	N/A
Impersonation	1	N/A
Intimidation	17	N/A
Motor Vehicle Theft	2	N/A
Pornography/Obscene Material	1	N/A
Sexual Assault With An Object	1	N/A
Simple Assault	14	N/A
Statutory Rape	2	N/A
Stolen Property Offenses	1	N/A
Theft From Building	2	N/A
Theft From Motor Vehicle	3	N/A
Theft of Motor Vehicle Parts/Accessories	2	N/A
Weapon Law Violations	6	N/A

Glennville SP	<u>Index Offense Count</u>	<u>Crime Rate</u>	<u>Population</u>
	50		

## **Glennville State College**

<u>Offense</u>	<u>Offense</u>	<u>Crime Rate (per 1,000 persons)</u>
All Other Larceny	1	N/A

Burglary/Breaking & Entering	1	N/A
Destruction/Damage/Vandalism of Property	3	N/A
Drug/Narcotic Violations	1	N/A
Simple Assault	1	N/A
Theft From Building	2	N/A
Weapon Law Violations	1	N/A

	<u>Index Offense Count</u>	<u>Crime Rate</u>	<u>Population</u>
Glenville State College	4		

## Gilmer

	<u>Index Offense</u>	<u>Crime Rate</u>	<u>Population</u>
	87	12.60	6,904

## Grant

### DNR - 2 - Grant

<u>Offense</u>	<u>Offense</u>	<u>Crime Rate (per 1,000 persons)</u>
Drug/Narcotic Violations	1	N/A
Weapon Law Violations	1	N/A

	<u>Index Offense Count</u>	<u>Crime Rate</u>	<u>Population</u>
DNR - 2 - Grant	0		

### Petersburg SP

<u>Offense</u>	<u>Offense</u>	<u>Crime Rate (per 1,000 persons)</u>
Aggravated Assault	5	N/A
All Other Larceny	8	N/A
Burglary/Breaking & Entering	10	N/A
Counterfeiting/Forgery	3	N/A
Destruction/Damage/Vandalism of Property	17	N/A
Drug/Narcotic Violations	20	N/A
Embezzlement	2	N/A
False Pretenses/Swindle/Confidence Game	10	N/A
Forcible Fondling	1	N/A
Intimidation	8	N/A
Motor Vehicle Theft	3	N/A
Pornography/Obscene Material	1	N/A
Shoplifting	3	N/A
Simple Assault	26	N/A
Theft From Coin Operated Machine or Device	1	N/A
Theft From Motor Vehicle	1	N/A
Theft of Motor Vehicle Parts/Accessories	8	N/A
Weapon Law Violations	1	N/A

	<u>Index Offense Count</u>	<u>Crime Rate</u>	<u>Population</u>
Petersburg SP	39		

### tf Potomac Highland Drug & Vio

<u>Offense</u>	<u>Offense</u>	<u>Crime Rate (per 1,000 persons)</u>
Drug/Narcotic Violations	4	N/A

tf Potomac Highland Drug & Vio	<u>Index Offense Count</u>	<u>Crime Rate</u>	<u>Population</u>
	0		

## Grant

	<u>Index Offense</u>	<u>Crime Rate</u>	<u>Population</u>
	39		

## Greenbrier

### Greenbrier Co SO

<u>Offense</u>	<u>Offense</u>	<u>Crime Rate (per 1,000 persons)</u>
Aggravated Assault	8	0.32
All Other Larceny	12	0.48
Burglary/Breaking & Entering	42	1.68
Counterfeiting/Forgery	11	0.44
Destruction/Damage/Vandalism of Property	57	2.29
Drug/Narcotic Violations	7	0.28
False Pretenses/Swindle/Confidence Game	4	0.16
Forcible Fondling	1	0.04
Forcible Rape	1	0.04
Impersonation	2	0.08
Intimidation	11	0.44
Motor Vehicle Theft	11	0.44
Robbery	1	0.04
Sexual Assault With An Object	2	0.08
Shoplifting	9	0.36
Simple Assault	40	1.60
Theft From Building	36	1.44
Theft From Motor Vehicle	28	1.12
Theft of Motor Vehicle Parts/Accessories	7	0.28
Weapon Law Violations	8	0.32

Greenbrier Co SO	<u>Index Offense Count</u>	<u>Crime Rate</u>	<u>Population</u>
	155	6.21	24,940

### Lewisburg PD

<u>Offense</u>	<u>Offense</u>	<u>Crime Rate (per 1,000 persons)</u>
Aggravated Assault	1	0.28
All Other Larceny	4	1.13
Arson	1	0.28
Burglary/Breaking & Entering	4	1.13
Counterfeiting/Forgery	4	1.13
Destruction/Damage/Vandalism of Property	1	0.28
Drug/Narcotic Violations	8	2.25
False Pretenses/Swindle/Confidence Game	11	3.10
Forcible Sodomy	1	0.28
Impersonation	1	0.28
Purse-snatching	2	0.56
Shoplifting	12	3.38



Simple Assault	13	3.66
Stolen Property Offenses	2	0.56
Theft From Building	10	2.81
Theft From Motor Vehicle	5	1.41
Theft of Motor Vehicle Parts/Accessories	2	0.56
Weapon Law Violations	1	0.28

	<u>Index Offense Count</u>	<u>Crime Rate</u>	<u>Population</u>
Lewisburg PD	40	11.25	3,554

## Lewisburg SP

<u>Offense</u>	<u>Offense</u>	<u>Crime Rate (per 1,000 persons)</u>
Aggravated Assault	8	N/A
All Other Larceny	74	N/A
Burglary/Breaking & Entering	25	N/A
Counterfeiting/Forgery	24	N/A
Credit Card/Automatic Teller Fraud	3	N/A
Destruction/Damage/Vandalism of Property	22	N/A
Drug/Narcotic Violations	58	N/A
Embezzlement	3	N/A
False Pretenses/Swindle/Confidence Game	14	N/A
Forcible Fondling	6	N/A
Forcible Rape	4	N/A
Impersonation	3	N/A
Intimidation	15	N/A
Motor Vehicle Theft	11	N/A
Sexual Assault With An Object	13	N/A
Shoplifting	6	N/A
Simple Assault	32	N/A
Theft From Building	1	N/A
Theft From Motor Vehicle	2	N/A
Weapon Law Violations	1	N/A

	<u>Index Offense Count</u>	<u>Crime Rate</u>	<u>Population</u>
Lewisburg SP	131		

## Rainelle SP

<u>Offense</u>	<u>Offense</u>	<u>Crime Rate (per 1,000 persons)</u>
Aggravated Assault	1	N/A
All Other Larceny	34	N/A
Arson	1	N/A
Burglary/Breaking & Entering	22	N/A
Counterfeiting/Forgery	4	N/A
Credit Card/Automatic Teller Fraud	1	N/A
Destruction/Damage/Vandalism of Property	33	N/A
Drug/Narcotic Violations	3	N/A
False Pretenses/Swindle/Confidence Game	7	N/A
Forcible Fondling	3	N/A
Impersonation	2	N/A

Intimidation	4	N/A
Motor Vehicle Theft	4	N/A
Pocket-picking	3	N/A
Robbery	2	N/A
Shoplifting	11	N/A
Simple Assault	13	N/A
Theft From Building	6	N/A
Theft From Motor Vehicle	2	N/A
Theft of Motor Vehicle Parts/Accessories	14	N/A

	<u>Index Offense Count</u>	<u>Crime Rate</u>	<u>Population</u>
Rainelle SP	99		

### Ronceverte PD

<u>Offense</u>	<u>Offense</u>	<u>Crime Rate (per 1,000 persons)</u>
Aggravated Assault	2	1.31
All Other Larceny	3	1.97
Burglary/Breaking & Entering	2	1.31
Destruction/Damage/Vandalism of Property	4	2.63
Drug/Narcotic Violations	1	0.66
Embezzlement	1	0.66
False Pretenses/Swindle/Confidence Game	1	0.66
Purse-snatching	1	0.66
Simple Assault	7	4.60
Theft From Building	3	1.97
Weapon Law Violations	1	0.66

	<u>Index Offense Count</u>	<u>Crime Rate</u>	<u>Population</u>
Ronceverte PD	11	7.22	1,523

### tf Greenbrier Co Drug

<u>Offense</u>	<u>Offense</u>	<u>Crime Rate (per 1,000 persons)</u>
Counterfeiting/Forgery	1	N/A
Drug/Narcotic Violations	18	N/A

	<u>Index Offense Count</u>	<u>Crime Rate</u>	<u>Population</u>
tf Greenbrier Co Drug	0		

### White Sulphur Springs PD

<u>Offense</u>	<u>Offense</u>	<u>Crime Rate (per 1,000 persons)</u>
Destruction/Damage/Vandalism of Property	2	0.86
Simple Assault	8	3.44
Theft From Building	2	0.86

	<u>Index Offense Count</u>	<u>Crime Rate</u>	<u>Population</u>
White Sulphur Springs PD	2	0.86	2,323

### Greenbrier

	<u>Index Offense</u>	<u>Crime Rate</u>	<u>Population</u>
	438	13.54	32,340

## Hampshire

## Capon Bridge PD

<u>Offense</u>	<u>Offense</u>	<u>Crime Rate (per 1,000 persons)</u>
Aggravated Assault	1	4.00
All Other Larceny	1	4.00
Burglary/Breaking & Entering	1	4.00
Destruction/Damage/Vandalism of Property	5	20.00
Drug/Narcotic Violations	2	8.00
Simple Assault	2	8.00
Theft of Motor Vehicle Parts/Accessories	1	4.00
Weapon Law Violations	1	4.00

	<u>Index Offense Count</u>	<u>Crime Rate</u>	<u>Population</u>
Capon Bridge PD	4	16.00	250

## Hampshire Co SO

<u>Offense</u>	<u>Offense</u>	<u>Crime Rate (per 1,000 persons)</u>
Aggravated Assault	19	0.93
All Other Larceny	32	1.56
Burglary/Breaking & Entering	60	2.93
Counterfeiting/Forgery	7	0.34
Credit Card/Automatic Teller Fraud	1	0.05
Destruction/Damage/Vandalism of Property	39	1.91
Drug/Narcotic Violations	33	1.61
Embezzlement	1	0.05
False Pretenses/Swindle/Confidence Game	3	0.15
Forcible Fondling	2	0.10
Forcible Rape	2	0.10
Impersonation	4	0.20
Incest	1	0.05
Intimidation	15	0.73
Motor Vehicle Theft	8	0.39
Murder and Nonnegligent Manslaughter	1	0.05
Robbery	1	0.05
Shoplifting	1	0.05
Simple Assault	66	3.22
Stolen Property Offenses	1	0.05
Theft From Building	19	0.93
Theft From Motor Vehicle	5	0.24
Theft of Motor Vehicle Parts/Accessories	6	0.29
Weapon Law Violations	4	0.20

	<u>Index Offense Count</u>	<u>Crime Rate</u>	<u>Population</u>
Hampshire Co SO	154	7.52	20,472

## Romney PD

<u>Offense</u>	<u>Offense</u>	<u>Crime Rate (per 1,000 persons)</u>
Destruction/Damage/Vandalism of Property	1	0.51
Drug/Narcotic Violations	3	1.52

Forcible Fondling	1	0.51
Shoplifting	1	0.51
Simple Assault	5	2.53
Stolen Property Offenses	1	0.51

	<u>Index Offense Count</u>	<u>Crime Rate</u>	<u>Population</u>
Romney PD	1	0.51	1,975

## Romney SP

<u>Offense</u>	<u>Offense</u>	<u>Crime Rate (per 1,000 persons)</u>
Aggravated Assault	2	N/A
All Other Larceny	54	N/A
Burglary/Breaking & Entering	42	N/A
Counterfeiting/Forgery	13	N/A
Credit Card/Automatic Teller Fraud	8	N/A
Destruction/Damage/Vandalism of Property	52	N/A
Drug/Narcotic Violations	34	N/A
Embezzlement	1	N/A
False Pretenses/Swindle/Confidence Game	18	N/A
Forcible Fondling	4	N/A
Forcible Rape	3	N/A
Impersonation	4	N/A
Intimidation	43	N/A
Motor Vehicle Theft	17	N/A
Pornography/Obscene Material	2	N/A
Sexual Assault With An Object	1	N/A
Shoplifting	2	N/A
Simple Assault	72	N/A
Stolen Property Offenses	4	N/A
Theft From Motor Vehicle	7	N/A
Theft of Motor Vehicle Parts/Accessories	29	N/A
Weapon Law Violations	6	N/A

	<u>Index Offense Count</u>	<u>Crime Rate</u>	<u>Population</u>
Romney SP	156		

## Hampshire

	<u>Index Offense</u>	<u>Crime Rate</u>	<u>Population</u>
	315	13.88	22,697

## Hancock

### Hancock Co SO

<u>Offense</u>	<u>Offense</u>	<u>Crime Rate (per 1,000 persons)</u>
Aggravated Assault	1	0.09
All Other Larceny	15	1.28
Burglary/Breaking & Entering	10	0.85
Counterfeiting/Forgery	2	0.17
Credit Card/Automatic Teller Fraud	1	0.09
Destruction/Damage/Vandalism of Property	13	1.11

Drug/Narcotic Violations	15	1.28
False Pretenses/Swindle/Confidence Game	1	0.09
Motor Vehicle Theft	3	0.26
Shoplifting	1	0.09
Simple Assault	30	2.56
Stolen Property Offenses	4	0.34
Theft From Building	1	0.09
Theft From Motor Vehicle	4	0.34

	<u>Index Offense Count</u>	<u>Crime Rate</u>	<u>Population</u>
Hancock Co SO	35	2.99	11,709

### New Cumberland SP

<u>Offense</u>	<u>Offense</u>	<u>Crime Rate (per 1,000 persons)</u>
Aggravated Assault	2	N/A
All Other Larceny	4	N/A
Bribery	1	N/A
Burglary/Breaking & Entering	5	N/A
Counterfeiting/Forgery	3	N/A
Destruction/Damage/Vandalism of Property	16	N/A
Drug/Narcotic Violations	7	N/A
False Pretenses/Swindle/Confidence Game	11	N/A
Forcible Fondling	1	N/A
Forcible Rape	1	N/A
Impersonation	1	N/A
Motor Vehicle Theft	1	N/A
Pocket-picking	1	N/A
Simple Assault	3	N/A
Theft From Building	4	N/A
Theft From Coin Operated Machine or Device	1	N/A
Theft From Motor Vehicle	1	N/A
Theft of Motor Vehicle Parts/Accessories	14	N/A
Weapon Law Violations	1	N/A

	<u>Index Offense Count</u>	<u>Crime Rate</u>	<u>Population</u>
New Cumberland SP	34		

### tf Hancock-Brooke Drug

<u>Offense</u>	<u>Offense</u>	<u>Crime Rate (per 1,000 persons)</u>
Drug/Narcotic Violations	19	N/A

	<u>Index Offense Count</u>	<u>Crime Rate</u>	<u>Population</u>
tf Hancock-Brooke Drug	0		

### Weirton PD

<u>Offense</u>	<u>Offense</u>	<u>Crime Rate (per 1,000 persons)</u>
Aggravated Assault	15	0.79
All Other Larceny	48	2.51
Arson	2	0.10
Assisting or Promoting Prostitution	2	0.10

Burglary/Breaking & Entering	45	2.36
Counterfeiting/Forgery	13	0.68
Credit Card/Automatic Teller Fraud	22	1.15
Destruction/Damage/Vandalism of Property	179	9.37
Drug Equipment Violations	2	0.10
Drug/Narcotic Violations	103	5.39
Embezzlement	4	0.21
False Pretenses/Swindle/Confidence Game	12	0.63
Forcible Fondling	2	0.10
Forcible Sodomy	1	0.05
Intimidation	19	1.00
Motor Vehicle Theft	19	1.00
Pocket-picking	2	0.10
Purse-snatching	3	0.16
Robbery	7	0.37
Shoplifting	90	4.71
Simple Assault	220	11.52
Statutory Rape	2	0.10
Stolen Property Offenses	90	4.71
Theft From Building	12	0.63
Theft From Motor Vehicle	26	1.36
Theft of Motor Vehicle Parts/Accessories	2	0.10
Weapon Law Violations	15	0.79

	<u>Index Offense Count</u>	<u>Crime Rate</u>	<u>Population</u>
Weirton PD	269	14.09	19,095

<b>Hancock</b>	<u>Index Offense</u>	<u>Crime Rate</u>	<u>Population</u>
	338	10.97	30,804

## Hardy

### DNR - 2 - Hardy

<u>Offense</u>	<u>Offense</u>	<u>Crime Rate (per 1,000 persons)</u>
Drug/Narcotic Violations	1	N/A

	<u>Index Offense Count</u>	<u>Crime Rate</u>	<u>Population</u>
DNR - 2 - Hardy	0		

### Hardy Co SO

<u>Offense</u>	<u>Offense</u>	<u>Crime Rate (per 1,000 persons)</u>
Aggravated Assault	11	1.02
All Other Larceny	29	2.69
Burglary/Breaking & Entering	28	2.60
Counterfeiting/Forgery	13	1.21
Destruction/Damage/Vandalism of Property	37	3.43
False Pretenses/Swindle/Confidence Game	1	0.09
Impersonation	1	0.09
Intimidation	5	0.46

Motor Vehicle Theft	3	0.28
Robbery	1	0.09
Shoplifting	1	0.09
Simple Assault	15	1.39
Theft From Motor Vehicle	1	0.09
Weapon Law Violations	1	0.09

	<u>Index Offense Count</u>	<u>Crime Rate</u>	<u>Population</u>
Hardy Co SO	74	6.86	10,784

## Moorefield PD

<u>Offense</u>	<u>Offense</u>	<u>Crime Rate (per 1,000 persons)</u>
Aggravated Assault	8	3.29
All Other Larceny	9	3.70
Arson	2	0.82
Burglary/Breaking & Entering	19	7.81
Counterfeiting/Forgery	6	2.47
Destruction/Damage/Vandalism of Property	52	21.38
Drug Equipment Violations	2	0.82
Drug/Narcotic Violations	11	4.52
Embezzlement	1	0.41
False Pretenses/Swindle/Confidence Game	9	3.70
Impersonation	4	1.64
Intimidation	12	4.93
Motor Vehicle Theft	4	1.64
Pocket-picking	1	0.41
Shoplifting	6	2.47
Simple Assault	39	16.04
Stolen Property Offenses	1	0.41
Theft From Building	33	13.57
Theft From Motor Vehicle	6	2.47
Theft of Motor Vehicle Parts/Accessories	4	1.64
Weapon Law Violations	1	0.41

	<u>Index Offense Count</u>	<u>Crime Rate</u>	<u>Population</u>
Moorefield PD	90	37.01	2,432

## Moorefield SP

<u>Offense</u>	<u>Offense</u>	<u>Crime Rate (per 1,000 persons)</u>
Aggravated Assault	11	N/A
All Other Larceny	22	N/A
Arson	2	N/A
Bribery	1	N/A
Burglary/Breaking & Entering	30	N/A
Counterfeiting/Forgery	5	N/A
Destruction/Damage/Vandalism of Property	32	N/A
Drug/Narcotic Violations	23	N/A
Embezzlement	2	N/A
False Pretenses/Swindle/Confidence Game	9	N/A

Forcible Fondling	2	N/A
Forcible Rape	1	N/A
Impersonation	2	N/A
Intimidation	17	N/A
Kidnaping/Abduction	1	N/A
Motor Vehicle Theft	6	N/A
Robbery	1	N/A
Sexual Assault With An Object	3	N/A
Shoplifting	2	N/A
Simple Assault	48	N/A
Statutory Rape	1	N/A
Stolen Property Offenses	2	N/A
Theft From Building	1	N/A
Theft From Motor Vehicle	2	N/A
Theft of Motor Vehicle Parts/Accessories	2	N/A
Weapon Law Violations	3	N/A

	<u>Index Offense Count</u>	<u>Crime Rate</u>	<u>Population</u>
Moorefield SP	78		

## Wardensville PD

<u>Offense</u>	<u>Offense</u>	<u>Crime Rate (per 1,000 persons)</u>
All Other Larceny	1	4.07
Destruction/Damage/Vandalism of Property	3	12.20
Drug/Narcotic Violations	1	4.07
Shoplifting	1	4.07
Simple Assault	4	16.26

	<u>Index Offense Count</u>	<u>Crime Rate</u>	<u>Population</u>
Wardensville PD	2	8.13	246

	<u>Index Offense</u>	<u>Crime Rate</u>	<u>Population</u>
Hardy	244	18.13	13,462

## Harrison

### Bridgeport PD

<u>Offense</u>	<u>Offense</u>	<u>Crime Rate (per 1,000 persons)</u>
Aggravated Assault	6	0.77
All Other Larceny	87	11.15
Arson	2	0.26
Burglary/Breaking & Entering	26	3.33
Counterfeiting/Forgery	17	2.18
Credit Card/Automatic Teller Fraud	23	2.95
Destruction/Damage/Vandalism of Property	68	8.71
Drug/Narcotic Violations	18	2.31
Embezzlement	7	0.90
False Pretenses/Swindle/Confidence Game	26	3.33
Forcible Fondling	2	0.26



Impersonation	1	0.13
Intimidation	12	1.54
Kidnaping/Abduction	2	0.26
Motor Vehicle Theft	9	1.15
Pornography/Obscene Material	1	0.13
Prostitution	1	0.13
Purse-snatching	6	0.77
Robbery	2	0.26
Sexual Assault With An Object	1	0.13
Shoplifting	107	13.71
Simple Assault	57	7.30
Stolen Property Offenses	1	0.13
Theft From Building	8	1.02
Theft From Coin Operated Machine or Device	1	0.13
Theft From Motor Vehicle	23	2.95
Theft of Motor Vehicle Parts/Accessories	11	1.41
Weapon Law Violations	2	0.26

	<u>Index Offense Count</u>	<u>Crime Rate</u>	<u>Population</u>
Bridgeport PD	286	36.64	7,806

## Bridgeport SP

<u>Offense</u>	<u>Offense</u>	<u>Crime Rate (per 1,000 persons)</u>
Aggravated Assault	13	N/A
All Other Larceny	91	N/A
Arson	2	N/A
Burglary/Breaking & Entering	59	N/A
Counterfeiting/Forgery	10	N/A
Credit Card/Automatic Teller Fraud	1	N/A
Destruction/Damage/Vandalism of Property	104	N/A
Drug/Narcotic Violations	37	N/A
Embezzlement	1	N/A
False Pretenses/Swindle/Confidence Game	6	N/A
Forcible Fondling	5	N/A
Forcible Rape	2	N/A
Impersonation	3	N/A
Intimidation	15	N/A
Kidnaping/Abduction	1	N/A
Motor Vehicle Theft	28	N/A
Murder and Nonnegligent Manslaughter	1	N/A
Pornography/Obscene Material	3	N/A
Robbery	2	N/A
Sexual Assault With An Object	5	N/A
Shoplifting	1	N/A
Simple Assault	99	N/A
Statutory Rape	2	N/A
Stolen Property Offenses	1	N/A
Theft From Building	4	N/A

Theft From Motor Vehicle	12	N/A
Theft of Motor Vehicle Parts/Accessories	44	N/A

	<u>Index Offense Count</u>	<u>Crime Rate</u>	<u>Population</u>
Bridgeport SP	257		

### Clarksburg PD

<u>Offense</u>	<u>Offense</u>	<u>Crime Rate (per 1,000 persons)</u>
Aggravated Assault	55	3.35
All Other Larceny	472	28.75
Arson	12	0.73
Assisting or Promoting Prostitution	1	0.06
Burglary/Breaking & Entering	197	12.00
Counterfeiting/Forgery	33	2.01
Credit Card/Automatic Teller Fraud	22	1.34
Destruction/Damage/Vandalism of Property	332	20.22
Drug/Narcotic Violations	37	2.25
Embezzlement	5	0.30
False Pretenses/Swindle/Confidence Game	32	1.95
Forcible Fondling	7	0.43
Forcible Rape	9	0.55
Impersonation	10	0.61
Intimidation	29	1.77
Kidnaping/Abduction	3	0.18
Motor Vehicle Theft	42	2.56
Murder and Nonnegligent Manslaughter	1	0.06
Robbery	13	0.79
Sexual Assault With An Object	2	0.12
Shoplifting	162	9.87
Simple Assault	340	20.71
Statutory Rape	1	0.06
Stolen Property Offenses	1	0.06
Theft From Motor Vehicle	27	1.64
Weapon Law Violations	9	0.55
Wire Fraud	1	0.06

	<u>Index Offense Count</u>	<u>Crime Rate</u>	<u>Population</u>
Clarksburg PD	978	59.56	16,420

### Harrison Co SO

<u>Offense</u>	<u>Offense</u>	<u>Crime Rate (per 1,000 persons)</u>
Aggravated Assault	32	0.94
All Other Larceny	295	8.67
Arson	9	0.26
Burglary/Breaking & Entering	128	3.76
Counterfeiting/Forgery	32	0.94
Credit Card/Automatic Teller Fraud	38	1.12
Destruction/Damage/Vandalism of Property	158	4.65
Drug/Narcotic Violations	60	1.76

Embezzlement	2	0.06
False Pretenses/Swindle/Confidence Game	39	1.15
Forcible Fondling	10	0.29
Forcible Sodomy	2	0.06
Impersonation	7	0.21
Intimidation	8	0.24
Motor Vehicle Theft	36	1.06
Robbery	8	0.24
Sexual Assault With An Object	9	0.26
Shoplifting	3	0.09
Simple Assault	159	4.67
Stolen Property Offenses	7	0.21
Theft From Building	1	0.03
Theft From Motor Vehicle	21	0.62
Theft of Motor Vehicle Parts/Accessories	2	0.06
Weapon Law Violations	5	0.15

	<u>Index Offense Count</u>	<u>Crime Rate</u>	<u>Population</u>
Harrison Co SO	526	15.47	34,011

### Lumberport PD

<u>Offense</u>	<u>Offense</u>	<u>Crime Rate (per 1,000 persons)</u>
All Other Larceny	2	2.05
Burglary/Breaking & Entering	1	1.03
Simple Assault	1	1.03
Theft From Motor Vehicle	1	1.03

	<u>Index Offense Count</u>	<u>Crime Rate</u>	<u>Population</u>
Lumberport PD	4	4.10	975

### Nutter Fort PD

<u>Offense</u>	<u>Offense</u>	<u>Crime Rate (per 1,000 persons)</u>
Aggravated Assault	2	1.22
All Other Larceny	7	4.27
Burglary/Breaking & Entering	2	1.22
Credit Card/Automatic Teller Fraud	1	0.61
Destruction/Damage/Vandalism of Property	3	1.83
Drug/Narcotic Violations	1	0.61
Intimidation	1	0.61
Motor Vehicle Theft	3	1.83
Shoplifting	4	2.44
Simple Assault	6	3.66
Theft From Building	1	0.61
Theft From Motor Vehicle	10	6.10

	<u>Index Offense Count</u>	<u>Crime Rate</u>	<u>Population</u>
Nutter Fort PD	29	17.68	1,640

### Salem PD

<u>Offense</u>	<u>Offense</u>	<u>Crime Rate (per 1,000 persons)</u>
----------------	----------------	---------------------------------------

Sexual Assault With An Object 1 0.49

Salem PD Index Offense Count 0 Crime Rate 0.00 Population 2,046

**Shinnston PD**

<u>Offense</u>	<u>Offense</u>	<u>Crime Rate (per 1,000 persons)</u>
Aggravated Assault	2	0.89
All Other Larceny	36	16.09
Burglary/Breaking & Entering	9	4.02
Destruction/Damage/Vandalism of Property	26	11.62
Drug Equipment Violations	1	0.45
Drug/Narcotic Violations	14	6.26
Embezzlement	1	0.45
False Pretenses/Swindle/Confidence Game	1	0.45
Intimidation	14	6.26
Purse-snatching	1	0.45
Shoplifting	2	0.89
Simple Assault	19	8.49
Theft From Motor Vehicle	2	0.89
Theft of Motor Vehicle Parts/Accessories	5	2.23

Shinnston PD Index Offense Count 57 Crime Rate 25.47 Population 2,238

**Stonewood PD**

<u>Offense</u>	<u>Offense</u>	<u>Crime Rate (per 1,000 persons)</u>
Aggravated Assault	1	0.54
All Other Larceny	5	2.69
Burglary/Breaking & Entering	3	1.61
Drug/Narcotic Violations	1	0.54
Intimidation	1	0.54
Purse-snatching	1	0.54
Simple Assault	5	2.69
Theft From Motor Vehicle	2	1.07
Weapon Law Violations	1	0.54

Stonewood PD Index Offense Count 12 Crime Rate 6.45 Population 1,861

**tf Harrison Co Drug & Vio Crime**

<u>Offense</u>	<u>Offense</u>	<u>Crime Rate (per 1,000 persons)</u>
Drug/Narcotic Violations	125	N/A
False Pretenses/Swindle/Confidence Game	11	N/A
Weapon Law Violations	3	N/A

tf Harrison Co Drug & Vio Crime Index Offense Count 0 Crime Rate Population

**HARRISON** Index Offense 2,149 Crime Rate 32.08 Population 66,997

# Jackson

## Jackson Co SO

<u>Offense</u>	<u>Offense</u>	<u>Crime Rate (per 1,000 persons)</u>
Aggravated Assault	10	0.47
All Other Larceny	35	1.66
Burglary/Breaking & Entering	47	2.23
Destruction/Damage/Vandalism of Property	10	0.47
Drug Equipment Violations	2	0.09
Drug/Narcotic Violations	12	0.57
Embezzlement	1	0.05
Forcible Fondling	1	0.05
Forcible Rape	1	0.05
Impersonation	1	0.05
Intimidation	6	0.28
Kidnaping/Abduction	2	0.09
Motor Vehicle Theft	19	0.90
Pocket-picking	1	0.05
Robbery	1	0.05
Sexual Assault With An Object	1	0.05
Shoplifting	1	0.05
Simple Assault	90	4.26
Stolen Property Offenses	2	0.09
Theft From Building	47	2.23
Theft From Motor Vehicle	2	0.09
Theft of Motor Vehicle Parts/Accessories	4	0.19
Weapon Law Violations	1	0.05

Jackson Co SO	<u>Index Offense Count</u>	<u>Crime Rate</u>	<u>Population</u>
	168	7.96	21,106

## Ravenswood PD

<u>Offense</u>	<u>Offense</u>	<u>Crime Rate (per 1,000 persons)</u>
Aggravated Assault	1	0.25
All Other Larceny	6	1.50
Burglary/Breaking & Entering	8	2.00
Destruction/Damage/Vandalism of Property	1	0.25
Embezzlement	1	0.25
Intimidation	3	0.75
Shoplifting	3	0.75
Simple Assault	15	3.76
Theft From Building	2	0.50
Theft From Motor Vehicle	10	2.51

Ravenswood PD	<u>Index Offense Count</u>	<u>Crime Rate</u>	<u>Population</u>
	30	7.52	3,992

## Ripley PD

<u>Offense</u>	<u>Offense</u>	<u>Crime Rate (per 1,000 persons)</u>
----------------	----------------	---------------------------------------

Aggravated Assault	5	1.53
All Other Larceny	17	5.20
Burglary/Breaking & Entering	10	3.06
Counterfeiting/Forgery	11	3.36
Credit Card/Automatic Teller Fraud	3	0.92
Destruction/Damage/Vandalism of Property	25	7.64
Drug Equipment Violations	2	0.61
Drug/Narcotic Violations	5	1.53
Embezzlement	1	0.31
False Pretenses/Swindle/Confidence Game	3	0.92
Forcible Fondling	2	0.61
Forcible Rape	2	0.61
Impersonation	3	0.92
Intimidation	13	3.97
Motor Vehicle Theft	3	0.92
Purse-snatching	5	1.53
Sexual Assault With An Object	1	0.31
Shoplifting	3	0.92
Simple Assault	30	9.17
Theft From Building	10	3.06
Theft From Motor Vehicle	14	4.28
Theft of Motor Vehicle Parts/Accessories	2	0.61
Weapon Law Violations	1	0.31

	<u>Index Offense Count</u>	<u>Crime Rate</u>	<u>Population</u>
Ripley PD	71	21.70	3,272

## Ripley SP

<u>Offense</u>	<u>Offense</u>	<u>Crime Rate (per 1,000 persons)</u>
Aggravated Assault	3	N/A
All Other Larceny	25	N/A
Burglary/Breaking & Entering	12	N/A
Destruction/Damage/Vandalism of Property	27	N/A
Drug Equipment Violations	2	N/A
Drug/Narcotic Violations	10	N/A
False Pretenses/Swindle/Confidence Game	2	N/A
Forcible Rape	1	N/A
Forcible Sodomy	1	N/A
Incest	1	N/A
Intimidation	23	N/A
Motor Vehicle Theft	2	N/A
Purse-snatching	1	N/A
Simple Assault	27	N/A
Theft From Building	2	N/A
Theft From Motor Vehicle	5	N/A
Theft of Motor Vehicle Parts/Accessories	8	N/A
Weapon Law Violations	2	N/A
Wire Fraud	1	N/A

Ripley SP	<u>Index Offense Count</u>	<u>Crime Rate</u>	<u>Population</u>
	59		

## Jackson

	<u>Index Offense</u>	<u>Crime Rate</u>	<u>Population</u>
	328	11.56	28,370

## Jefferson

### Charles Town PD

<u>Offense</u>	<u>Offense</u>	<u>Crime Rate (per 1,000 persons)</u>
Aggravated Assault	8	1.99
All Other Larceny	57	14.20
Burglary/Breaking & Entering	28	6.98
Counterfeiting/Forgery	6	1.50
Destruction/Damage/Vandalism of Property	46	11.46
Drug/Narcotic Violations	58	14.45
Embezzlement	1	0.25
False Pretenses/Swindle/Confidence Game	4	1.00
Forcible Fondling	2	0.50
Forcible Rape	2	0.50
Intimidation	7	1.74
Motor Vehicle Theft	5	1.25
Pocket-picking	1	0.25
Purse-snatching	1	0.25
Robbery	1	0.25
Shoplifting	5	1.25
Simple Assault	34	8.47
Theft From Building	6	1.50
Theft From Coin Operated Machine or Device	1	0.25
Theft From Motor Vehicle	12	2.99
Theft of Motor Vehicle Parts/Accessories	6	1.50
Weapon Law Violations	3	0.75

Charles Town PD	<u>Index Offense Count</u>	<u>Crime Rate</u>	<u>Population</u>
	133	33.14	4,013

### DNR - 2 - Jefferson

<u>Offense</u>	<u>Offense</u>	<u>Crime Rate (per 1,000 persons)</u>
Drug/Narcotic Violations	2	N/A
Weapon Law Violations	3	N/A

DNR - 2 - Jefferson	<u>Index Offense Count</u>	<u>Crime Rate</u>	<u>Population</u>
	0		

### Harpers Ferry PD

<u>Offense</u>	<u>Offense</u>	<u>Crime Rate (per 1,000 persons)</u>
All Other Larceny	7	4.95
Burglary/Breaking & Entering	1	0.71
Destruction/Damage/Vandalism of Property	4	2.83

Drug/Narcotic Violations	12	8.49
False Pretenses/Swindle/Confidence Game	1	0.71
Intimidation	5	3.54
Motor Vehicle Theft	1	0.71
Simple Assault	3	2.12
Theft From Building	2	1.42

	<u>Index Offense Count</u>	<u>Crime Rate</u>	<u>Population</u>
Harpers Ferry PD	11	7.78	1,413

## Jefferson Co SO

<u>Offense</u>	<u>Offense</u>	<u>Crime Rate (per 1,000 persons)</u>
Aggravated Assault	21	0.51
All Other Larceny	135	3.31
Arson	8	0.20
Burglary/Breaking & Entering	136	3.33
Counterfeiting/Forgery	11	0.27
Destruction/Damage/Vandalism of Property	210	5.15
Drug/Narcotic Violations	20	0.49
Embezzlement	2	0.05
False Pretenses/Swindle/Confidence Game	30	0.74
Forcible Fondling	5	0.12
Forcible Rape	2	0.05
Forcible Sodomy	1	0.02
Impersonation	18	0.44
Incest	1	0.02
Intimidation	29	0.71
Motor Vehicle Theft	24	0.59
Robbery	12	0.29
Sexual Assault With An Object	6	0.15
Shoplifting	10	0.25
Simple Assault	164	4.02
Stolen Property Offenses	9	0.22
Theft From Building	68	1.67
Theft From Coin Operated Machine or Device	2	0.05
Theft From Motor Vehicle	91	2.23
Theft of Motor Vehicle Parts/Accessories	7	0.17
Weapon Law Violations	4	0.10

	<u>Index Offense Count</u>	<u>Crime Rate</u>	<u>Population</u>
Jefferson Co SO	508	12.45	40,794

## Kearneysville SP

<u>Offense</u>	<u>Offense</u>	<u>Crime Rate (per 1,000 persons)</u>
Aggravated Assault	16	N/A
All Other Larceny	39	N/A
Burglary/Breaking & Entering	34	N/A
Counterfeiting/Forgery	7	N/A
Credit Card/Automatic Teller Fraud	20	N/A



Destruction/Damage/Vandalism of Property	134	N/A
Drug/Narcotic Violations	61	N/A
Embezzlement	2	N/A
Extortion/Blackmail	1	N/A
False Pretenses/Swindle/Confidence Game	35	N/A
Forcible Fondling	1	N/A
Forcible Sodomy	1	N/A
Impersonation	9	N/A
Intimidation	36	N/A
Kidnaping/Abduction	2	N/A
Motor Vehicle Theft	34	N/A
Murder and Nonnegligent Manslaughter	1	N/A
Robbery	3	N/A
Sexual Assault With An Object	6	N/A
Shoplifting	66	N/A
Simple Assault	97	N/A
Stolen Property Offenses	2	N/A
Theft From Building	74	N/A
Theft From Coin Operated Machine or Device	2	N/A
Theft From Motor Vehicle	51	N/A
Theft of Motor Vehicle Parts/Accessories	40	N/A
Weapon Law Violations	7	N/A

	<u>Index Offense Count</u>	<u>Crime Rate</u>	<u>Population</u>
Kearneysville SP	360		

### Ranson PD

<u>Offense</u>	<u>Offense</u>	<u>Crime Rate (per 1,000 persons)</u>
Aggravated Assault	13	3.20
All Other Larceny	22	5.41
Burglary/Breaking & Entering	9	2.21
Destruction/Damage/Vandalism of Property	11	2.70
Drug/Narcotic Violations	5	1.23
Embezzlement	6	1.48
False Pretenses/Swindle/Confidence Game	4	0.98
Forcible Fondling	1	0.25
Intimidation	11	2.70
Motor Vehicle Theft	4	0.98
Robbery	4	0.98
Shoplifting	6	1.48
Simple Assault	77	18.93
Stolen Property Offenses	1	0.25
Weapon Law Violations	1	0.25

	<u>Index Offense Count</u>	<u>Crime Rate</u>	<u>Population</u>
Ranson PD	58	14.26	4,067

### Shepherd University

<u>Offense</u>	<u>Offense</u>	<u>Crime Rate (per 1,000 persons)</u>
----------------	----------------	---------------------------------------

All Other Larceny	24	N/A
Arson	2	N/A
Burglary/Breaking & Entering	1	N/A
Destruction/Damage/Vandalism of Property	24	N/A
Drug/Narcotic Violations	9	N/A
False Pretenses/Swindle/Confidence Game	1	N/A
Forcible Fondling	1	N/A
Forcible Rape	1	N/A
Forcible Sodomy	1	N/A
Intimidation	3	N/A
Theft From Building	6	N/A
Theft From Coin Operated Machine or Device	1	N/A

	<u>Index Offense Count</u>	<u>Crime Rate</u>	<u>Population</u>
Shepherd University	33		

## Shepherdstown PD

<u>Offense</u>	<u>Offense</u>	<u>Crime Rate (per 1,000 persons)</u>
Aggravated Assault	1	0.86
All Other Larceny	7	5.99
Burglary/Breaking & Entering	1	0.86
Counterfeiting/Forgery	1	0.86
Destruction/Damage/Vandalism of Property	4	3.42
Drug/Narcotic Violations	8	6.85
Robbery	1	0.86
Sexual Assault With An Object	1	0.86
Simple Assault	2	1.71

	<u>Index Offense Count</u>	<u>Crime Rate</u>	<u>Population</u>
Shepherdstown PD	10	8.56	1,168

## Jefferson

	<u>Index Offense</u>	<u>Crime Rate</u>	<u>Population</u>
	1,113	21.63	51,455

## KANAWHA

### BCI - SO Charleston

<u>Offense</u>	<u>Offense</u>	<u>Crime Rate (per 1,000 persons)</u>
Counterfeiting/Forgery	2	N/A
Drug/Narcotic Violations	66	N/A
False Pretenses/Swindle/Confidence Game	15	N/A

	<u>Index Offense Count</u>	<u>Crime Rate</u>	<u>Population</u>
BCI - SO Charleston	0		

### Cedar Grove PD

<u>Offense</u>	<u>Offense</u>	<u>Crime Rate (per 1,000 persons)</u>
All Other Larceny	2	2.47
Burglary/Breaking & Entering	1	1.24
Destruction/Damage/Vandalism of Property	3	3.71

Drug/Narcotic Violations	1	1.24
Theft From Building	2	2.47

	<u>Index Offense Count</u>	<u>Crime Rate</u>	<u>Population</u>
Cedar Grove PD	5	6.18	809

### Charleston PD

<u>Offense</u>	<u>Offense</u>	<u>Crime Rate (per 1,000 persons)</u>
Aggravated Assault	380	7.52
All Other Larceny	974	19.28
Arson	34	0.67
Assisting or Promoting Prostitution	44	0.87
Burglary/Breaking & Entering	626	12.39
Counterfeiting/Forgery	119	2.36
Credit Card/Automatic Teller Fraud	152	3.01
Destruction/Damage/Vandalism of Property	782	15.48
Drug Equipment Violations	8	0.16
Drug/Narcotic Violations	612	12.12
Embezzlement	49	0.97
Extortion/Blackmail	1	0.02
False Pretenses/Swindle/Confidence Game	54	1.07
Forcible Fondling	22	0.44
Forcible Rape	22	0.44
Forcible Sodomy	9	0.18
Impersonation	25	0.49
Intimidation	248	4.91
Kidnaping/Abduction	16	0.32
Motor Vehicle Theft	218	4.32
Murder and Nonnegligent Manslaughter	3	0.06
Pocket-picking	1	0.02
Pornography/Obscene Material	3	0.06
Prostitution	24	0.48
Purse-snatching	5	0.10
Robbery	126	2.49
Sexual Assault With An Object	10	0.20
Shoplifting	677	13.40
Simple Assault	1,132	22.41
Statutory Rape	3	0.06
Stolen Property Offenses	49	0.97
Theft From Building	1	0.02
Theft From Motor Vehicle	567	11.23
Theft of Motor Vehicle Parts/Accessories	14	0.28
Weapon Law Violations	80	1.58

	<u>Index Offense Count</u>	<u>Crime Rate</u>	<u>Population</u>
Charleston PD	3,614	71.55	50,510

### Chesapeake PD

<u>Offense</u>	<u>Offense</u>	<u>Crime Rate (per 1,000 persons)</u>
----------------	----------------	---------------------------------------

Aggravated Assault	2	1.29
All Other Larceny	4	2.58
Burglary/Breaking & Entering	6	3.87
Destruction/Damage/Vandalism of Property	3	1.94
Drug Equipment Violations	1	0.65
Drug/Narcotic Violations	4	2.58
Intimidation	1	0.65
Motor Vehicle Theft	2	1.29
Simple Assault	4	2.58
Theft From Building	1	0.65
Theft From Motor Vehicle	4	2.58

	<u>Index Offense Count</u>	<u>Crime Rate</u>	<u>Population</u>
Chesapeake PD	19	12.26	1,550

### DNR - 5 - Kanawha

<u>Offense</u>	<u>Offense</u>	<u>Crime Rate (per 1,000 persons)</u>
Drug/Narcotic Violations	2	N/A
Weapon Law Violations	2	N/A

	<u>Index Offense Count</u>	<u>Crime Rate</u>	<u>Population</u>
DNR - 5 - Kanawha	0		

### Dunbar PD

<u>Offense</u>	<u>Offense</u>	<u>Crime Rate (per 1,000 persons)</u>
Aggravated Assault	10	1.31
All Other Larceny	60	7.88
Arson	2	0.26
Burglary/Breaking & Entering	58	7.62
Counterfeiting/Forgery	14	1.84
Credit Card/Automatic Teller Fraud	6	0.79
Destruction/Damage/Vandalism of Property	83	10.90
Drug Equipment Violations	2	0.26
Drug/Narcotic Violations	45	5.91
Embezzlement	4	0.53
False Pretenses/Swindle/Confidence Game	5	0.66
Forcible Fondling	2	0.26
Forcible Rape	5	0.66
Forcible Sodomy	2	0.26
Impersonation	2	0.26
Intimidation	2	0.26
Kidnaping/Abduction	3	0.39
Motor Vehicle Theft	27	3.55
Pocket-picking	2	0.26
Purse-snatching	2	0.26
Robbery	7	0.92
Sexual Assault With An Object	2	0.26
Shoplifting	10	1.31
Simple Assault	104	13.66

Statutory Rape	1	0.13
Stolen Property Offenses	4	0.53
Theft From Building	8	1.05
Theft From Coin Operated Machine or Device	1	0.13
Theft From Motor Vehicle	35	4.60
Weapon Law Violations	14	1.84

	<u>Index Offense Count</u>	<u>Crime Rate</u>	<u>Population</u>
Dunbar PD	225	29.56	7,612

### East Bank PD

<u>Offense</u>	<u>Offense</u>	<u>Crime Rate (per 1,000 persons)</u>
Arson	1	1.13
Destruction/Damage/Vandalism of Property	1	1.13
Drug/Narcotic Violations	1	1.13
Simple Assault	1	1.13

	<u>Index Offense Count</u>	<u>Crime Rate</u>	<u>Population</u>
East Bank PD	0	0.00	886

### Kanawha Co Parks

<u>Offense</u>	<u>Offense</u>	<u>Crime Rate (per 1,000 persons)</u>
Destruction/Damage/Vandalism of Property	2	N/A
Theft From Building	1	N/A

	<u>Index Offense Count</u>	<u>Crime Rate</u>	<u>Population</u>
Kanawha Co Parks	1		

### Kanawha Co SO

<u>Offense</u>	<u>Offense</u>	<u>Crime Rate (per 1,000 persons)</u>
Aggravated Assault	127	1.35
All Other Larceny	565	6.00
Arson	21	0.22
Burglary/Breaking & Entering	455	4.84
Counterfeiting/Forgery	62	0.66
Credit Card/Automatic Teller Fraud	52	0.55
Destruction/Damage/Vandalism of Property	620	6.59
Drug Equipment Violations	84	0.89
Drug/Narcotic Violations	375	3.98
Embezzlement	15	0.16
False Pretenses/Swindle/Confidence Game	35	0.37
Forcible Fondling	19	0.20
Forcible Rape	17	0.18
Forcible Sodomy	3	0.03
Impersonation	11	0.12
Intimidation	85	0.90
Kidnaping/Abduction	11	0.12
Motor Vehicle Theft	139	1.48
Murder and Nonnegligent Manslaughter	5	0.05
Negligent Manslaughter	2	0.02

Pornography/Obscene Material	7	0.07
Prostitution	2	0.02
Purse-snatching	1	0.01
Robbery	35	0.37
Sexual Assault With An Object	19	0.20
Shoplifting	64	0.68
Simple Assault	1,355	14.40
Statutory Rape	2	0.02
Stolen Property Offenses	62	0.66
Theft From Building	18	0.19
Theft From Coin Operated Machine or Device	3	0.03
Theft From Motor Vehicle	275	2.92
Theft of Motor Vehicle Parts/Accessories	8	0.09
Weapon Law Violations	112	1.19

	<u>Index Offense Count</u>	<u>Crime Rate</u>	<u>Population</u>
Kanawha Co SO	1,712	18.19	94,104

### Marmet PD

<u>Offense</u>	<u>Offense</u>	<u>Crime Rate (per 1,000 persons)</u>
All Other Larceny	5	3.11
Robbery	1	0.62
Theft From Building	3	1.86
Theft From Coin Operated Machine or Device	1	0.62
Theft From Motor Vehicle	5	3.11

	<u>Index Offense Count</u>	<u>Crime Rate</u>	<u>Population</u>
Marmet PD	15	9.32	1,610

### Nitro PD

<u>Offense</u>	<u>Offense</u>	<u>Crime Rate (per 1,000 persons)</u>
Aggravated Assault	2	0.30
All Other Larceny	95	14.13
Arson	2	0.30
Burglary/Breaking & Entering	30	4.46
Counterfeiting/Forgery	12	1.78
Credit Card/Automatic Teller Fraud	12	1.78
Destruction/Damage/Vandalism of Property	81	12.05
Drug/Narcotic Violations	100	14.87
Embezzlement	7	1.04
Extortion/Blackmail	1	0.15
False Pretenses/Swindle/Confidence Game	7	1.04
Forcible Fondling	1	0.15
Forcible Rape	1	0.15
Intimidation	2	0.30
Motor Vehicle Theft	5	0.74
Pornography/Obscene Material	1	0.15
Purse-snatching	1	0.15
Robbery	3	0.45

Sexual Assault With An Object	1	0.15
Shoplifting	49	7.29
Simple Assault	65	9.67
Stolen Property Offenses	5	0.74
Theft From Building	1	0.15
Theft From Coin Operated Machine or Device	3	0.45
Theft From Motor Vehicle	16	2.38
Theft of Motor Vehicle Parts/Accessories	1	0.15
Weapon Law Violations	10	1.49
Wire Fraud	1	0.15

	<u>Index Offense Count</u>	<u>Crime Rate</u>	<u>Population</u>
Nitro PD	207	30.79	6,723

### Protective Services-Capitol

<u>Offense</u>	<u>Offense</u>	<u>Crime Rate (per 1,000 persons)</u>
Destruction/Damage/Vandalism of Property	2	N/A
Theft From Motor Vehicle	1	N/A

	<u>Index Offense Count</u>	<u>Crime Rate</u>	<u>Population</u>
Protective Services-Capitol	1		

### Quincy SP

<u>Offense</u>	<u>Offense</u>	<u>Crime Rate (per 1,000 persons)</u>
Aggravated Assault	13	N/A
All Other Larceny	67	N/A
Arson	6	N/A
Assisting or Promoting Prostitution	5	N/A
Burglary/Breaking & Entering	55	N/A
Counterfeiting/Forgery	18	N/A
Credit Card/Automatic Teller Fraud	8	N/A
Destruction/Damage/Vandalism of Property	90	N/A
Drug Equipment Violations	6	N/A
Drug/Narcotic Violations	154	N/A
Embezzlement	1	N/A
False Pretenses/Swindle/Confidence Game	17	N/A
Forcible Fondling	1	N/A
Impersonation	3	N/A
Intimidation	9	N/A
Kidnaping/Abduction	1	N/A
Motor Vehicle Theft	32	N/A
Prostitution	2	N/A
Robbery	1	N/A
Sexual Assault With An Object	2	N/A
Shoplifting	8	N/A
Simple Assault	110	N/A
Statutory Rape	1	N/A
Stolen Property Offenses	11	N/A
Theft From Building	15	N/A

Theft From Motor Vehicle	26	N/A
Theft of Motor Vehicle Parts/Accessories	26	N/A
Weapon Law Violations	6	N/A

	<u>Index Offense Count</u>	<u>Crime Rate</u>	<u>Population</u>
Quincy SP	243		

### So Charleston SP

<u>Offense</u>	<u>Offense</u>	<u>Crime Rate (per 1,000 persons)</u>
Aggravated Assault	30	N/A
All Other Larceny	144	N/A
Arson	3	N/A
Burglary/Breaking & Entering	112	N/A
Counterfeiting/Forgery	38	N/A
Credit Card/Automatic Teller Fraud	4	N/A
Destruction/Damage/Vandalism of Property	169	N/A
Drug Equipment Violations	34	N/A
Drug/Narcotic Violations	300	N/A
Embezzlement	3	N/A
False Pretenses/Swindle/Confidence Game	44	N/A
Forcible Fondling	9	N/A
Forcible Rape	4	N/A
Forcible Sodomy	2	N/A
Impersonation	6	N/A
Intimidation	71	N/A
Kidnaping/Abduction	2	N/A
Motor Vehicle Theft	47	N/A
Pocket-picking	1	N/A
Pornography/Obscene Material	2	N/A
Sexual Assault With An Object	2	N/A
Shoplifting	21	N/A
Simple Assault	146	N/A
Statutory Rape	1	N/A
Stolen Property Offenses	18	N/A
Theft From Motor Vehicle	46	N/A
Theft of Motor Vehicle Parts/Accessories	305	N/A
Weapon Law Violations	15	N/A
Wire Fraud	1	N/A

	<u>Index Offense Count</u>	<u>Crime Rate</u>	<u>Population</u>
So Charleston SP	710		

### South Charleston PD

<u>Offense</u>	<u>Offense</u>	<u>Crime Rate (per 1,000 persons)</u>
Aggravated Assault	21	1.68
All Other Larceny	209	16.76
Arson	5	0.40
Assisting or Promoting Prostitution	1	0.08
Burglary/Breaking & Entering	110	8.82



Counterfeiting/Forgery	40	3.21
Credit Card/Automatic Teller Fraud	32	2.57
Destruction/Damage/Vandalism of Property	236	18.93
Drug Equipment Violations	11	0.88
Drug/Narcotic Violations	120	9.62
Embezzlement	7	0.56
False Pretenses/Swindle/Confidence Game	18	1.44
Forcible Fondling	1	0.08
Forcible Rape	1	0.08
Impersonation	6	0.48
Intimidation	23	1.84
Kidnaping/Abduction	2	0.16
Motor Vehicle Theft	39	3.13
Murder and Nonnegligent Manslaughter	2	0.16
Pornography/Obscene Material	2	0.16
Purse-snatching	2	0.16
Robbery	18	1.44
Sexual Assault With An Object	9	0.72
Shoplifting	160	12.83
Simple Assault	150	12.03
Statutory Rape	1	0.08
Stolen Property Offenses	13	1.04
Theft From Building	16	1.28
Theft From Coin Operated Machine or Device	9	0.72
Theft From Motor Vehicle	90	7.22
Theft of Motor Vehicle Parts/Accessories	11	0.88
Weapon Law Violations	22	1.76
Wire Fraud	1	0.08

	<u>Index Offense Count</u>	<u>Crime Rate</u>	<u>Population</u>
South Charleston PD	688	55.18	12,468

### St Albans PD

<u>Offense</u>	<u>Offense</u>	<u>Crime Rate (per 1,000 persons)</u>
Aggravated Assault	25	2.27
All Other Larceny	91	8.27
Arson	1	0.09
Assisting or Promoting Prostitution	1	0.09
Burglary/Breaking & Entering	98	8.91
Counterfeiting/Forgery	15	1.36
Credit Card/Automatic Teller Fraud	7	0.64
Destruction/Damage/Vandalism of Property	39	3.55
Drug Equipment Violations	2	0.18
Drug/Narcotic Violations	41	3.73
Embezzlement	3	0.27
False Pretenses/Swindle/Confidence Game	7	0.64
Forcible Fondling	1	0.09
Impersonation	3	0.27

Intimidation	16	1.45
Kidnaping/Abduction	1	0.09
Motor Vehicle Theft	38	3.45
Pocket-picking	2	0.18
Purse-snatching	8	0.73
Robbery	10	0.91
Sexual Assault With An Object	2	0.18
Shoplifting	81	7.36
Simple Assault	125	11.36
Stolen Property Offenses	6	0.55
Theft From Building	58	5.27
Theft From Motor Vehicle	62	5.64
Theft of Motor Vehicle Parts/Accessories	10	0.91
Weapon Law Violations	2	0.18

	<u>Index Offense Count</u>	<u>Crime Rate</u>	<u>Population</u>
St Albans PD	483	43.91	10,999

### tf Metro Drug Enforcement

<u>Offense</u>	<u>Offense</u>	<u>Crime Rate (per 1,000 persons)</u>
Drug Equipment Violations	11	N/A
Drug/Narcotic Violations	105	N/A
False Pretenses/Swindle/Confidence Game	2	N/A
Weapon Law Violations	3	N/A

	<u>Index Offense Count</u>	<u>Crime Rate</u>	<u>Population</u>
tf Metro Drug Enforcement	0		

### Turnpike - Kanawha

<u>Offense</u>	<u>Offense</u>	<u>Crime Rate (per 1,000 persons)</u>
Aggravated Assault	3	N/A
All Other Larceny	4	N/A
Counterfeiting/Forgery	1	N/A
Destruction/Damage/Vandalism of Property	2	N/A
Drug/Narcotic Violations	29	N/A
Simple Assault	1	N/A
Weapon Law Violations	1	N/A

	<u>Index Offense Count</u>	<u>Crime Rate</u>	<u>Population</u>
Turnpike - Kanawha	7		

### WV STATE UNIVERSITY

<u>Offense</u>	<u>Offense</u>	<u>Crime Rate (per 1,000 persons)</u>
Aggravated Assault	3	N/A
All Other Larceny	19	N/A
Burglary/Breaking & Entering	3	N/A
Counterfeiting/Forgery	1	N/A
Destruction/Damage/Vandalism of Property	17	N/A
Drug/Narcotic Violations	8	N/A
Forcible Rape	1	N/A

Intimidation	5	N/A
Motor Vehicle Theft	1	N/A
Prostitution	1	N/A
Purse-snatching	1	N/A
Simple Assault	15	N/A
Theft From Motor Vehicle	3	N/A
Weapon Law Violations	1	N/A

	<u>Index Offense Count</u>	<u>Crime Rate</u>	<u>Population</u>
WV STATE UNIVERSITY	31		

## Kanawha

	<u>Index Offense</u>	<u>Crime Rate</u>	<u>Population</u>
	7,961	42.51	187,271

## Lewis

### Lewis Co SO

<u>Offense</u>	<u>Offense</u>	<u>Crime Rate (per 1,000 persons)</u>
Aggravated Assault	6	0.47
All Other Larceny	3	0.23
Arson	1	0.08
Burglary/Breaking & Entering	1	0.08
Counterfeiting/Forgery	2	0.16
Destruction/Damage/Vandalism of Property	3	0.23
Embezzlement	1	0.08
False Pretenses/Swindle/Confidence Game	1	0.08
Impersonation	1	0.08
Incest	1	0.08
Intimidation	2	0.16
Motor Vehicle Theft	3	0.23
Robbery	1	0.08
Shoplifting	2	0.16
Simple Assault	18	1.40
Stolen Property Offenses	1	0.08
Theft From Building	2	0.16
Theft From Motor Vehicle	3	0.23
Theft of Motor Vehicle Parts/Accessories	4	0.31
Weapon Law Violations	2	0.16

	<u>Index Offense Count</u>	<u>Crime Rate</u>	<u>Population</u>
Lewis Co SO	25	1.94	12,867

### Weston PD

<u>Offense</u>	<u>Offense</u>	<u>Crime Rate (per 1,000 persons)</u>
Aggravated Assault	2	0.47
All Other Larceny	3	0.71
Arson	1	0.24
Destruction/Damage/Vandalism of Property	3	0.71
Drug Equipment Violations	1	0.24

Drug/Narcotic Violations	8	1.90
Intimidation	2	0.47
Murder and Nonnegligent Manslaughter	1	0.24
Shoplifting	7	1.66
Simple Assault	27	6.41

	<u>Index Offense Count</u>	<u>Crime Rate</u>	<u>Population</u>
Weston PD	13	3.08	4,215

## Weston SP

<u>Offense</u>	<u>Offense</u>	<u>Crime Rate (per 1,000 persons)</u>
Aggravated Assault	11	N/A
All Other Larceny	85	N/A
Arson	2	N/A
Burglary/Breaking & Entering	36	N/A
Counterfeiting/Forgery	14	N/A
Destruction/Damage/Vandalism of Property	52	N/A
Drug/Narcotic Violations	60	N/A
Embezzlement	2	N/A
False Pretenses/Swindle/Confidence Game	11	N/A
Forcible Fondling	5	N/A
Forcible Rape	2	N/A
Impersonation	1	N/A
Intimidation	11	N/A
Motor Vehicle Theft	15	N/A
Murder and Nonnegligent Manslaughter	1	N/A
Sexual Assault With An Object	1	N/A
Shoplifting	5	N/A
Simple Assault	41	N/A
Stolen Property Offenses	6	N/A
Theft From Building	1	N/A
Theft From Motor Vehicle	25	N/A
Theft of Motor Vehicle Parts/Accessories	2	N/A
Weapon Law Violations	6	N/A

	<u>Index Offense Count</u>	<u>Crime Rate</u>	<u>Population</u>
Weston SP	183		

## Lewis

	<u>Index Offense</u>	<u>Crime Rate</u>	<u>Population</u>
	221	12.94	17,082

## Lincoln

### Hamlin PD

<u>Offense</u>	<u>Offense</u>	<u>Crime Rate (per 1,000 persons)</u>
Destruction/Damage/Vandalism of Property	3	2.74
Intimidation	1	0.91
Motor Vehicle Theft	1	0.91
Shoplifting	3	2.74

Simple Assault	7	6.40
Theft From Building	2	1.83
Weapon Law Violations	1	0.91

	<u>Index Offense Count</u>	<u>Crime Rate</u>	<u>Population</u>
Hamlin PD	6	5.49	1,093

## Hamlin SP

<u>Offense</u>	<u>Offense</u>	<u>Crime Rate (per 1,000 persons)</u>
Aggravated Assault	32	N/A
All Other Larceny	116	N/A
Arson	3	N/A
Burglary/Breaking & Entering	86	N/A
Counterfeiting/Forgery	14	N/A
Credit Card/Automatic Teller Fraud	2	N/A
Destruction/Damage/Vandalism of Property	102	N/A
Drug Equipment Violations	5	N/A
Drug/Narcotic Violations	148	N/A
Embezzlement	3	N/A
False Pretenses/Swindle/Confidence Game	13	N/A
Forcible Fondling	8	N/A
Forcible Rape	7	N/A
Impersonation	3	N/A
Intimidation	37	N/A
Kidnaping/Abduction	2	N/A
Motor Vehicle Theft	38	N/A
Murder and Nonnegligent Manslaughter	2	N/A
Pornography/Obscene Material	1	N/A
Robbery	2	N/A
Sexual Assault With An Object	5	N/A
Shoplifting	16	N/A
Simple Assault	102	N/A
Stolen Property Offenses	4	N/A
Theft From Motor Vehicle	9	N/A
Theft of Motor Vehicle Parts/Accessories	41	N/A
Weapon Law Violations	15	N/A

	<u>Index Offense Count</u>	<u>Crime Rate</u>	<u>Population</u>
Hamlin SP	349		

	<u>Index Offense</u>	<u>Crime Rate</u>	<u>Population</u>
Lincoln	355	324.79	1,093

## Logan

### Chapmanville PD

<u>Offense</u>	<u>Offense</u>	<u>Crime Rate (per 1,000 persons)</u>
Aggravated Assault	1	0.88
All Other Larceny	18	15.90

Burglary/Breaking & Entering	8	7.07
Counterfeiting/Forgery	2	1.77
Destruction/Damage/Vandalism of Property	16	14.13
Drug/Narcotic Violations	22	19.43
False Pretenses/Swindle/Confidence Game	2	1.77
Impersonation	1	0.88
Intimidation	7	6.18
Motor Vehicle Theft	5	4.42
Robbery	2	1.77
Shoplifting	9	7.95
Simple Assault	10	8.83
Theft From Building	3	2.65
Theft From Motor Vehicle	9	7.95
Weapon Law Violations	1	0.88

	<u>Index Offense Count</u>	<u>Crime Rate</u>	<u>Population</u>
Chapmanville PD	55	48.59	1,132

### DNR - 5 - Logan

<u>Offense</u>	<u>Offense</u>	<u>Crime Rate (per 1,000 persons)</u>
All Other Larceny	1	N/A

	<u>Index Offense Count</u>	<u>Crime Rate</u>	<u>Population</u>
DNR - 5 - Logan	1		

### Logan Co SO

<u>Offense</u>	<u>Offense</u>	<u>Crime Rate (per 1,000 persons)</u>
Aggravated Assault	8	0.25
All Other Larceny	10	0.31
Arson	1	0.03
Burglary/Breaking & Entering	12	0.38
Counterfeiting/Forgery	2	0.06
Destruction/Damage/Vandalism of Property	14	0.44
Drug/Narcotic Violations	12	0.38
Embezzlement	1	0.03
False Pretenses/Swindle/Confidence Game	5	0.16
Intimidation	8	0.25
Motor Vehicle Theft	7	0.22
Purse-snatching	4	0.13
Shoplifting	6	0.19
Simple Assault	63	1.98
Stolen Property Offenses	7	0.22
Theft From Building	9	0.28
Theft From Motor Vehicle	3	0.09
Theft of Motor Vehicle Parts/Accessories	2	0.06

	<u>Index Offense Count</u>	<u>Crime Rate</u>	<u>Population</u>
Logan Co SO	61	1.92	31,821

### Logan PD

<u>Offense</u>	<u>Offense</u>	<u>Crime Rate (per 1,000 persons)</u>
Aggravated Assault	13	8.52
All Other Larceny	14	9.18
Arson	1	0.66
Assisting or Promoting Prostitution	1	0.66
Burglary/Breaking & Entering	38	24.92
Counterfeiting/Forgery	22	14.43
Destruction/Damage/Vandalism of Property	69	45.25
Drug/Narcotic Violations	60	39.34
Embezzlement	4	2.62
False Pretenses/Swindle/Confidence Game	16	10.49
Forcible Fondling	5	3.28
Impersonation	5	3.28
Intimidation	9	5.90
Kidnaping/Abduction	2	1.31
Motor Vehicle Theft	10	6.56
Prostitution	1	0.66
Robbery	2	1.31
Shoplifting	181	118.69
Simple Assault	74	48.52
Stolen Property Offenses	5	3.28
Theft From Building	52	34.10
Theft From Coin Operated Machine or Device	2	1.31
Theft From Motor Vehicle	15	9.84
Theft of Motor Vehicle Parts/Accessories	9	5.90
Weapon Law Violations	8	5.25
Wire Fraud	1	0.66

	<u>Index Offense Count</u>	<u>Crime Rate</u>	<u>Population</u>
Logan PD	336	220.33	1,525

## Logan SP

<u>Offense</u>	<u>Offense</u>	<u>Crime Rate (per 1,000 persons)</u>
Aggravated Assault	55	N/A
All Other Larceny	239	N/A
Arson	13	N/A
Burglary/Breaking & Entering	184	N/A
Counterfeiting/Forgery	28	N/A
Credit Card/Automatic Teller Fraud	2	N/A
Destruction/Damage/Vandalism of Property	258	N/A
Drug Equipment Violations	6	N/A
Drug/Narcotic Violations	340	N/A
Embezzlement	4	N/A
Extortion/Blackmail	1	N/A
False Pretenses/Swindle/Confidence Game	28	N/A
Forcible Fondling	3	N/A
Forcible Rape	10	N/A
Forcible Sodomy	1	N/A

Impersonation	16	N/A
Intimidation	52	N/A
Motor Vehicle Theft	78	N/A
Murder and Nonnegligent Manslaughter	2	N/A
Pornography/Obscene Material	2	N/A
Robbery	9	N/A
Sexual Assault With An Object	7	N/A
Shoplifting	11	N/A
Simple Assault	302	N/A
Stolen Property Offenses	9	N/A
Theft From Building	64	N/A
Theft From Coin Operated Machine or Device	1	N/A
Theft From Motor Vehicle	60	N/A
Theft of Motor Vehicle Parts/Accessories	136	N/A
Weapon Law Violations	19	N/A
Wire Fraud	13	N/A

	<u>Index Offense Count</u>	<u>Crime Rate</u>	<u>Population</u>
Logan SP	849		

**tf U S 119 Task Force**

<u>Offense</u>	<u>Offense</u>	<u>Crime Rate (per 1,000 persons)</u>
Drug/Narcotic Violations	16	N/A
Prostitution	1	N/A

	<u>Index Offense Count</u>	<u>Crime Rate</u>	<u>Population</u>
tf U S 119 Task Force	0		

**LOGAN**

	<u>Index Offense</u>	<u>Crime Rate</u>	<u>Population</u>
	1,302	37.76	34,478

**MARION**

**BCI - Fairmont**

<u>Offense</u>	<u>Offense</u>	<u>Crime Rate (per 1,000 persons)</u>
Betting/Wagering	3	N/A
Drug Equipment Violations	1	N/A
Drug/Narcotic Violations	38	N/A
Gambling Equipment Violations	11	N/A
Operating/Promoting/Assisting Gambling	3	N/A

	<u>Index Offense Count</u>	<u>Crime Rate</u>	<u>Population</u>
BCI - Fairmont	0		

**Fairmont Campus Police**

<u>Offense</u>	<u>Offense</u>	<u>Crime Rate (per 1,000 persons)</u>
All Other Larceny	1	N/A
Burglary/Breaking & Entering	7	N/A
Destruction/Damage/Vandalism of Property	21	N/A
False Pretenses/Swindle/Confidence Game	2	N/A



Intimidation	3	N/A
Simple Assault	2	N/A
Theft From Building	11	N/A
Theft From Motor Vehicle	2	N/A

	<u>Index Offense Count</u>	<u>Crime Rate</u>	<u>Population</u>
Fairmont Campus Police	21		

## Fairmont PD

<u>Offense</u>	<u>Offense</u>	<u>Crime Rate (per 1,000 persons)</u>
Aggravated Assault	41	2.14
All Other Larceny	157	8.21
Arson	12	0.63
Burglary/Breaking & Entering	121	6.33
Counterfeiting/Forgery	23	1.20
Credit Card/Automatic Teller Fraud	20	1.05
Destruction/Damage/Vandalism of Property	193	10.09
Drug/Narcotic Violations	14	0.73
Embezzlement	9	0.47
Extortion/Blackmail	1	0.05
False Pretenses/Swindle/Confidence Game	12	0.63
Forcible Fondling	5	0.26
Intimidation	11	0.58
Kidnaping/Abduction	2	0.10
Motor Vehicle Theft	27	1.41
Purse-snatching	1	0.05
Robbery	9	0.47
Shoplifting	32	1.67
Simple Assault	194	10.14
Statutory Rape	5	0.26
Stolen Property Offenses	4	0.21
Theft From Building	24	1.25
Theft From Coin Operated Machine or Device	2	0.10
Theft From Motor Vehicle	73	3.82
Theft of Motor Vehicle Parts/Accessories	7	0.37
Weapon Law Violations	9	0.47

	<u>Index Offense Count</u>	<u>Crime Rate</u>	<u>Population</u>
Fairmont PD	494	25.83	19,127

## Fairmont SP

<u>Offense</u>	<u>Offense</u>	<u>Crime Rate (per 1,000 persons)</u>
Aggravated Assault	7	N/A
All Other Larceny	52	N/A
Arson	1	N/A
Burglary/Breaking & Entering	32	N/A
Counterfeiting/Forgery	2	N/A
Credit Card/Automatic Teller Fraud	2	N/A
Destruction/Damage/Vandalism of Property	92	N/A

Drug/Narcotic Violations	17	N/A
Embezzlement	3	N/A
False Pretenses/Swindle/Confidence Game	8	N/A
Forcible Fondling	2	N/A
Forcible Rape	1	N/A
Forcible Sodomy	1	N/A
Impersonation	4	N/A
Intimidation	9	N/A
Kidnaping/Abduction	1	N/A
Motor Vehicle Theft	15	N/A
Pornography/Obscene Material	2	N/A
Sexual Assault With An Object	1	N/A
Shoplifting	16	N/A
Simple Assault	31	N/A
Stolen Property Offenses	4	N/A
Theft From Motor Vehicle	16	N/A
Theft of Motor Vehicle Parts/Accessories	46	N/A
Weapon Law Violations	3	N/A

	<u>Index Offense Count</u>	<u>Crime Rate</u>	<u>Population</u>
Fairmont SP	185		

### Fairview PD

<u>Offense</u>	<u>Offense</u>	<u>Crime Rate (per 1,000 persons)</u>
All Other Larceny	1	2.29
Destruction/Damage/Vandalism of Property	1	2.29
Intimidation	1	2.29
Shoplifting	1	2.29

	<u>Index Offense Count</u>	<u>Crime Rate</u>	<u>Population</u>
Fairview PD	2	4.58	437

### Mannington PD

<u>Offense</u>	<u>Offense</u>	<u>Crime Rate (per 1,000 persons)</u>
Aggravated Assault	1	0.48
Burglary/Breaking & Entering	1	0.48
Counterfeiting/Forgery	1	0.48
Destruction/Damage/Vandalism of Property	1	0.48
Forcible Fondling	1	0.48
Intimidation	2	0.96
Simple Assault	7	3.37
Theft From Building	1	0.48

	<u>Index Offense Count</u>	<u>Crime Rate</u>	<u>Population</u>
Mannington PD	3	1.44	2,080

### Marion Co SO

<u>Offense</u>	<u>Offense</u>	<u>Crime Rate (per 1,000 persons)</u>
Aggravated Assault	26	0.85
All Other Larceny	141	4.60

Arson	4	0.13
Burglary/Breaking & Entering	36	1.17
Counterfeiting/Forgery	9	0.29
Destruction/Damage/Vandalism of Property	124	4.04
Drug/Narcotic Violations	35	1.14
False Pretenses/Swindle/Confidence Game	19	0.62
Forcible Fondling	4	0.13
Forcible Rape	1	0.03
Forcible Sodomy	1	0.03
Impersonation	6	0.20
Intimidation	34	1.11
Motor Vehicle Theft	12	0.39
Purse-snatching	3	0.10
Robbery	5	0.16
Sexual Assault With An Object	1	0.03
Shoplifting	64	2.09
Simple Assault	131	4.27
Statutory Rape	2	0.07
Theft From Building	24	0.78
Theft From Coin Operated Machine or Device	1	0.03
Theft From Motor Vehicle	17	0.55
Weapon Law Violations	8	0.26

	<u>Index Offense Count</u>	<u>Crime Rate</u>	<u>Population</u>
Marion Co SO	330	10.76	30,667

### Rivesville PD

<u>Offense</u>	<u>Offense</u>	<u>Crime Rate (per 1,000 persons)</u>
All Other Larceny	3	3.28
Burglary/Breaking & Entering	1	1.09
Drug/Narcotic Violations	8	8.74
Intimidation	1	1.09
Shoplifting	1	1.09
Simple Assault	3	3.28

	<u>Index Offense Count</u>	<u>Crime Rate</u>	<u>Population</u>
Rivesville PD	5	5.46	915

### TF--3 RIVERS

<u>Offense</u>	<u>Offense</u>	<u>Crime Rate (per 1,000 persons)</u>
All Other Larceny	1	N/A
Drug/Narcotic Violations	23	N/A
False Pretenses/Swindle/Confidence Game	1	N/A

	<u>Index Offense Count</u>	<u>Crime Rate</u>	<u>Population</u>
TF--3 RIVERS	1		

	<u>Index Offense</u>	<u>Crime Rate</u>	<u>Population</u>
<b>MARION</b>	1,041	19.56	53,226

# Marshall

## Benwood PD

<u>Offense</u>	<u>Offense</u>	<u>Crime Rate (per 1,000 persons)</u>
Burglary/Breaking & Entering	1	0.68
Counterfeiting/Forgery	2	1.37
Destruction/Damage/Vandalism of Property	1	0.68
Drug/Narcotic Violations	1	0.68
Forcible Fondling	1	0.68
Intimidation	2	1.37
Shoplifting	1	0.68
Simple Assault	7	4.78
Stolen Property Offenses	1	0.68
Theft From Building	1	0.68
Weapon Law Violations	1	0.68

	<u>Index Offense Count</u>	<u>Crime Rate</u>	<u>Population</u>
Benwood PD	3	2.05	1,463

## Cameron PD

<u>Offense</u>	<u>Offense</u>	<u>Crime Rate (per 1,000 persons)</u>
Aggravated Assault	1	0.90

	<u>Index Offense Count</u>	<u>Crime Rate</u>	<u>Population</u>
Cameron PD	1	0.90	1,110

## Glen Dale PD

<u>Offense</u>	<u>Offense</u>	<u>Crime Rate (per 1,000 persons)</u>
All Other Larceny	11	7.62
Arson	1	0.69
Burglary/Breaking & Entering	8	5.54
Counterfeiting/Forgery	4	2.77
Credit Card/Automatic Teller Fraud	1	0.69
Destruction/Damage/Vandalism of Property	16	11.09
Drug Equipment Violations	2	1.39
Drug/Narcotic Violations	6	4.16
False Pretenses/Swindle/Confidence Game	4	2.77
Impersonation	2	1.39
Intimidation	5	3.47
Motor Vehicle Theft	1	0.69
Shoplifting	1	0.69
Simple Assault	10	6.93
Statutory Rape	1	0.69
Stolen Property Offenses	1	0.69
Theft From Building	6	4.16
Theft From Motor Vehicle	13	9.01
Theft of Motor Vehicle Parts/Accessories	1	0.69
Weapon Law Violations	1	0.69

Glen Dale PD	<u>Index Offense Count</u>	<u>Crime Rate</u>	<u>Population</u>
	41	28.41	1,443

### Marshall Co SO

<u>Offense</u>	<u>Offense</u>	<u>Crime Rate (per 1,000 persons)</u>
Aggravated Assault	16	0.89
All Other Larceny	111	6.16
Arson	1	0.06
Burglary/Breaking & Entering	66	3.67
Counterfeiting/Forgery	10	0.56
Credit Card/Automatic Teller Fraud	6	0.33
Destruction/Damage/Vandalism of Property	182	10.11
Drug Equipment Violations	1	0.06
Drug/Narcotic Violations	26	1.44
Embezzlement	2	0.11
False Pretenses/Swindle/Confidence Game	15	0.83
Forcible Fondling	2	0.11
Forcible Rape	4	0.22
Impersonation	1	0.06
Intimidation	108	6.00
Kidnaping/Abduction	2	0.11
Motor Vehicle Theft	23	1.28
Purse-snatching	1	0.06
Robbery	1	0.06
Shoplifting	2	0.11
Simple Assault	140	7.77
Statutory Rape	2	0.11
Stolen Property Offenses	1	0.06
Theft From Building	8	0.44
Theft From Motor Vehicle	43	2.39
Theft of Motor Vehicle Parts/Accessories	10	0.56
Weapon Law Violations	9	0.50
Wire Fraud	1	0.06

Marshall Co SO	<u>Index Offense Count</u>	<u>Crime Rate</u>	<u>Population</u>
	285	15.83	18,008

### Mc Mechen PD

<u>Offense</u>	<u>Offense</u>	<u>Crime Rate (per 1,000 persons)</u>
Impersonation	1	0.56
Motor Vehicle Theft	1	0.56
Simple Assault	3	1.69

Mc Mechen PD	<u>Index Offense Count</u>	<u>Crime Rate</u>	<u>Population</u>
	1	0.56	1,780

### Moundsville PD

<u>Offense</u>	<u>Offense</u>	<u>Crime Rate (per 1,000 persons)</u>
Aggravated Assault	18	1.92

All Other Larceny	130	13.85
Arson	6	0.64
Burglary/Breaking & Entering	70	7.46
Counterfeiting/Forgery	14	1.49
Credit Card/Automatic Teller Fraud	3	0.32
Destruction/Damage/Vandalism of Property	161	17.16
Drug/Narcotic Violations	27	2.88
Embezzlement	6	0.64
False Pretenses/Swindle/Confidence Game	13	1.39
Forcible Fondling	1	0.11
Forcible Rape	1	0.11
Forcible Sodomy	2	0.21
Intimidation	8	0.85
Kidnaping/Abduction	1	0.11
Motor Vehicle Theft	20	2.13
Pornography/Obscene Material	1	0.11
Robbery	4	0.43
Shoplifting	37	3.94
Simple Assault	111	11.83
Stolen Property Offenses	2	0.21
Theft From Building	11	1.17
Theft From Motor Vehicle	82	8.74
Theft of Motor Vehicle Parts/Accessories	8	0.85
Weapon Law Violations	11	1.17
Welfare Fraud	1	0.11

	<u>Index Offense Count</u>	<u>Crime Rate</u>	<u>Population</u>
Moundsville PD	381	40.60	9,385

## Moundsville SP

<u>Offense</u>	<u>Offense</u>	<u>Crime Rate (per 1,000 persons)</u>
Aggravated Assault	7	N/A
All Other Larceny	4	N/A
Counterfeiting/Forgery	2	N/A
Destruction/Damage/Vandalism of Property	12	N/A
Drug/Narcotic Violations	60	N/A
False Pretenses/Swindle/Confidence Game	8	N/A
Forcible Fondling	9	N/A
Forcible Rape	3	N/A
Forcible Sodomy	3	N/A
Intimidation	14	N/A
Motor Vehicle Theft	3	N/A
Murder and Nonnegligent Manslaughter	1	N/A
Pornography/Obscene Material	2	N/A
Robbery	2	N/A
Sexual Assault With An Object	1	N/A
Simple Assault	29	N/A
Theft From Building	7	N/A

Theft of Motor Vehicle Parts/Accessories 10 N/A

Moundsville SP Index Offense Count 37 Crime Rate Population

**Marshall**

Index Offense 749 Crime Rate 22.57 Population 33,189

**Mason**

**Mason Co SO**

<u>Offense</u>	<u>Offense</u>	<u>Crime Rate (per 1,000 persons)</u>
Aggravated Assault	10	0.56
All Other Larceny	26	1.46
Arson	1	0.06
Counterfeiting/Forgery	8	0.45
Credit Card/Automatic Teller Fraud	2	0.11
Destruction/Damage/Vandalism of Property	66	3.72
Drug/Narcotic Violations	15	0.85
False Pretenses/Swindle/Confidence Game	7	0.39
Forcible Fondling	4	0.23
Impersonation	1	0.06
Intimidation	16	0.90
Kidnaping/Abduction	2	0.11
Motor Vehicle Theft	26	1.46
Sexual Assault With An Object	1	0.06
Simple Assault	48	2.70
Theft From Building	115	6.48
Theft From Motor Vehicle	16	0.90
Theft of Motor Vehicle Parts/Accessories	1	0.06
Weapon Law Violations	1	0.06

Mason Co SO Index Offense Count 194 Crime Rate 10.93 Population 17,749

**Mason PD**

<u>Offense</u>	<u>Offense</u>	<u>Crime Rate (per 1,000 persons)</u>
Aggravated Assault	1	0.96
Burglary/Breaking & Entering	2	1.92
Counterfeiting/Forgery	1	0.96
Drug/Narcotic Violations	1	0.96
Simple Assault	3	2.87
Stolen Property Offenses	1	0.96
Theft From Motor Vehicle	3	2.87
Weapon Law Violations	1	0.96

Mason PD Index Offense Count 6 Crime Rate 5.75 Population 1,044

**New Haven PD**

<u>Offense</u>	<u>Offense</u>	<u>Crime Rate (per 1,000 persons)</u>
All Other Larceny	7	4.60
Burglary/Breaking & Entering	2	1.31
Destruction/Damage/Vandalism of Property	5	3.28
Drug/Narcotic Violations	3	1.97
Robbery	1	0.66
Shoplifting	1	0.66
Simple Assault	5	3.28
Theft From Motor Vehicle	3	1.97

	<u>Index Offense Count</u>	<u>Crime Rate</u>	<u>Population</u>
New Haven PD	14	9.19	1,523

## Point Pleasant PD

<u>Offense</u>	<u>Offense</u>	<u>Crime Rate (per 1,000 persons)</u>
Aggravated Assault	7	1.57
All Other Larceny	92	20.63
Arson	1	0.22
Burglary/Breaking & Entering	48	10.76
Counterfeiting/Forgery	10	2.24
Destruction/Damage/Vandalism of Property	98	21.98
Drug/Narcotic Violations	22	4.93
Embezzlement	1	0.22
False Pretenses/Swindle/Confidence Game	25	5.61
Forcible Fondling	2	0.45
Forcible Rape	1	0.22
Impersonation	1	0.22
Intimidation	15	3.36
Kidnaping/Abduction	1	0.22
Motor Vehicle Theft	14	3.14
Pocket-picking	1	0.22
Purse-snatching	3	0.67
Robbery	7	1.57
Sexual Assault With An Object	1	0.22
Shoplifting	13	2.92
Simple Assault	46	10.32
Stolen Property Offenses	1	0.22
Theft From Building	12	2.69
Theft From Motor Vehicle	33	7.40
Theft of Motor Vehicle Parts/Accessories	4	0.90
Weapon Law Violations	1	0.22

	<u>Index Offense Count</u>	<u>Crime Rate</u>	<u>Population</u>
Point Pleasant PD	235	52.70	4,459

## Point Pleasant SP

<u>Offense</u>	<u>Offense</u>	<u>Crime Rate (per 1,000 persons)</u>
Aggravated Assault	5	N/A
All Other Larceny	40	N/A



Arson	1	N/A
Burglary/Breaking & Entering	46	N/A
Counterfeiting/Forgery	2	N/A
Destruction/Damage/Vandalism of Property	40	N/A
Drug Equipment Violations	2	N/A
Drug/Narcotic Violations	61	N/A
Embezzlement	1	N/A
False Pretenses/Swindle/Confidence Game	12	N/A
Forcible Fondling	2	N/A
Forcible Rape	4	N/A
Impersonation	4	N/A
Intimidation	5	N/A
Motor Vehicle Theft	8	N/A
Murder and Nonnegligent Manslaughter	1	N/A
Sexual Assault With An Object	1	N/A
Simple Assault	18	N/A
Stolen Property Offenses	1	N/A
Theft From Building	1	N/A
Theft From Motor Vehicle	10	N/A
Theft of Motor Vehicle Parts/Accessories	11	N/A
Weapon Law Violations	2	N/A

	<u>Index Offense Count</u>	<u>Crime Rate</u>	<u>Population</u>
Point Pleasant SP	126		

## Mason

	<u>Index Offense</u>	<u>Crime Rate</u>	<u>Population</u>
	575	23.21	24,775

## McDowell

### DNR - 4 - McDowell

<u>Offense</u>	<u>Offense</u>	<u>Crime Rate (per 1,000 persons)</u>
Drug/Narcotic Violations	2	N/A

	<u>Index Offense Count</u>	<u>Crime Rate</u>	<u>Population</u>
DNR - 4 - McDowell	0		

### Mc Dowell Co SO

<u>Offense</u>	<u>Offense</u>	<u>Crime Rate (per 1,000 persons)</u>
Aggravated Assault	12	0.69
All Other Larceny	13	0.75
Burglary/Breaking & Entering	19	1.10
Counterfeiting/Forgery	4	0.23
Destruction/Damage/Vandalism of Property	21	1.21
Drug/Narcotic Violations	27	1.56
False Pretenses/Swindle/Confidence Game	1	0.06
Forcible Rape	1	0.06
Impersonation	1	0.06
Incest	1	0.06

Intimidation	28	1.62
Motor Vehicle Theft	8	0.46
Murder and Nonnegligent Manslaughter	1	0.06
Purse-snatching	1	0.06
Robbery	2	0.12
Simple Assault	42	2.43
Stolen Property Offenses	1	0.06
Theft From Building	26	1.50
Theft From Motor Vehicle	1	0.06
Theft of Motor Vehicle Parts/Accessories	7	0.40

	<u>Index Offense Count</u>	<u>Crime Rate</u>	<u>Population</u>
Mc Dowell Co SO	91	5.26	17,300

### Welch PD

<u>Offense</u>	<u>Offense</u>	<u>Crime Rate (per 1,000 persons)</u>
Burglary/Breaking & Entering	2	0.88
Counterfeiting/Forgery	1	0.44
Destruction/Damage/Vandalism of Property	6	2.63
Drug/Narcotic Violations	12	5.26
Robbery	2	0.88
Simple Assault	9	3.94
Theft From Building	8	3.50
Weapon Law Violations	1	0.44

	<u>Index Offense Count</u>	<u>Crime Rate</u>	<u>Population</u>
Welch PD	12	5.26	2,283

### Welch SP

<u>Offense</u>	<u>Offense</u>	<u>Crime Rate (per 1,000 persons)</u>
Aggravated Assault	21	N/A
All Other Larceny	37	N/A
Burglary/Breaking & Entering	20	N/A
Counterfeiting/Forgery	1	N/A
Destruction/Damage/Vandalism of Property	15	N/A
Drug/Narcotic Violations	7	N/A
False Pretenses/Swindle/Confidence Game	2	N/A
Forcible Fondling	1	N/A
Forcible Rape	1	N/A
Intimidation	24	N/A
Motor Vehicle Theft	2	N/A
Murder and Nonnegligent Manslaughter	1	N/A
Sexual Assault With An Object	2	N/A
Shoplifting	1	N/A
Simple Assault	40	N/A
Theft From Building	1	N/A
Theft From Motor Vehicle	1	N/A
Theft of Motor Vehicle Parts/Accessories	4	N/A
Weapon Law Violations	2	N/A

Welch SP	<u>Index Offense Count</u>	<u>Crime Rate</u>	<u>Population</u>
	89		

<b>McDowell</b>	<u>Index Offense</u>	<u>Crime Rate</u>	<u>Population</u>
	192	9.80	19,583

## Mercer

---

### BCI - Bluefield

<u>Offense</u>	<u>Offense</u>	<u>Crime Rate (per 1,000 persons)</u>
Arson	1	N/A
Drug/Narcotic Violations	234	N/A

BCI - Bluefield	<u>Index Offense Count</u>	<u>Crime Rate</u>	<u>Population</u>
	0		

### Bluefield PD

<u>Offense</u>	<u>Offense</u>	<u>Crime Rate (per 1,000 persons)</u>
Aggravated Assault	20	1.82
All Other Larceny	77	7.00
Arson	4	0.36
Assisting or Promoting Prostitution	1	0.09
Burglary/Breaking & Entering	85	7.73
Counterfeiting/Forgery	8	0.73
Credit Card/Automatic Teller Fraud	10	0.91
Destruction/Damage/Vandalism of Property	182	16.55
Drug Equipment Violations	3	0.27
Drug/Narcotic Violations	81	7.36
Embezzlement	6	0.55
False Pretenses/Swindle/Confidence Game	6	0.55
Forcible Fondling	6	0.55
Forcible Rape	5	0.45
Forcible Sodomy	1	0.09
Impersonation	1	0.09
Intimidation	16	1.45
Kidnaping/Abduction	2	0.18
Motor Vehicle Theft	14	1.27
Pornography/Obscene Material	2	0.18
Prostitution	1	0.09
Robbery	12	1.09
Sexual Assault With An Object	1	0.09
Shoplifting	19	1.73
Simple Assault	157	14.27
Stolen Property Offenses	5	0.45
Theft From Building	15	1.36
Theft From Coin Operated Machine or Device	1	0.09
Theft From Motor Vehicle	22	2.00
Theft of Motor Vehicle Parts/Accessories	22	2.00

Weapon Law Violations 18 1.64

	<u>Index Offense Count</u>	<u>Crime Rate</u>	<u>Population</u>
Bluefield PD	292	26.55	11,000

### Concord College Security

<u>Offense</u>	<u>Offense</u>	<u>Crime Rate (per 1,000 persons)</u>
Aggravated Assault	2	N/A
All Other Larceny	3	N/A
Burglary/Breaking & Entering	3	N/A
Destruction/Damage/Vandalism of Property	3	N/A
Drug/Narcotic Violations	8	N/A
False Pretenses/Swindle/Confidence Game	1	N/A
Forcible Sodomy	1	N/A
Intimidation	1	N/A
Simple Assault	6	N/A
Stolen Property Offenses	1	N/A
Theft From Building	11	N/A

	<u>Index Offense Count</u>	<u>Crime Rate</u>	<u>Population</u>
Concord College Security	19		

### DNR - 4 - Mercer

<u>Offense</u>	<u>Offense</u>	<u>Crime Rate (per 1,000 persons)</u>
Drug/Narcotic Violations	1	N/A

	<u>Index Offense Count</u>	<u>Crime Rate</u>	<u>Population</u>
DNR - 4 - Mercer	0		

### Mercer Co SO

<u>Offense</u>	<u>Offense</u>	<u>Crime Rate (per 1,000 persons)</u>
Aggravated Assault	98	2.35
All Other Larceny	61	1.46
Arson	8	0.19
Burglary/Breaking & Entering	243	5.83
Counterfeiting/Forgery	33	0.79
Credit Card/Automatic Teller Fraud	2	0.05
Destruction/Damage/Vandalism of Property	269	6.45
Drug/Narcotic Violations	87	2.09
Embezzlement	7	0.17
False Pretenses/Swindle/Confidence Game	36	0.86
Forcible Fondling	8	0.19
Forcible Rape	4	0.10
Forcible Sodomy	3	0.07
Impersonation	10	0.24
Intimidation	54	1.30
Kidnaping/Abduction	8	0.19
Motor Vehicle Theft	50	1.20
Murder and Nonnegligent Manslaughter	4	0.10
Pornography/Obscene Material	1	0.02

Robbery	8	0.19
Sexual Assault With An Object	1	0.02
Shoplifting	28	0.67
Simple Assault	242	5.81
Stolen Property Offenses	19	0.46
Theft From Building	84	2.02
Theft From Coin Operated Machine or Device	2	0.05
Theft From Motor Vehicle	50	1.20
Theft of Motor Vehicle Parts/Accessories	33	0.79
Weapon Law Violations	10	0.24

	<u>Index Offense Count</u>	<u>Crime Rate</u>	<u>Population</u>
Mercer Co SO	665	15.95	41,685

### Princeton PD

<u>Offense</u>	<u>Offense</u>	<u>Crime Rate (per 1,000 persons)</u>
Aggravated Assault	29	4.69
All Other Larceny	201	32.53
Arson	1	0.16
Assisting or Promoting Prostitution	10	1.62
Burglary/Breaking & Entering	68	11.01
Counterfeiting/Forgery	39	6.31
Credit Card/Automatic Teller Fraud	9	1.46
Destruction/Damage/Vandalism of Property	209	33.83
Drug Equipment Violations	5	0.81
Drug/Narcotic Violations	77	12.46
Embezzlement	3	0.49
False Pretenses/Swindle/Confidence Game	14	2.27
Forcible Rape	4	0.65
Impersonation	3	0.49
Intimidation	44	7.12
Motor Vehicle Theft	21	3.40
Murder and Nonnegligent Manslaughter	1	0.16
Prostitution	8	1.29
Purse-snatching	15	2.43
Robbery	12	1.94
Shoplifting	83	13.43
Simple Assault	149	24.12
Stolen Property Offenses	1	0.16
Theft From Building	10	1.62
Theft From Motor Vehicle	81	13.11
Theft of Motor Vehicle Parts/Accessories	22	3.56
Weapon Law Violations	11	1.78
Wire Fraud	1	0.16

	<u>Index Offense Count</u>	<u>Crime Rate</u>	<u>Population</u>
Princeton PD	547	88.54	6,178

### Princeton SP

<u>Offense</u>	<u>Offense</u>	<u>Crime Rate (per 1,000 persons)</u>
Aggravated Assault	16	N/A
All Other Larceny	139	N/A
Arson	1	N/A
Assisting or Promoting Prostitution	1	N/A
Burglary/Breaking & Entering	97	N/A
Counterfeiting/Forgery	24	N/A
Credit Card/Automatic Teller Fraud	5	N/A
Destruction/Damage/Vandalism of Property	104	N/A
Drug Equipment Violations	1	N/A
Drug/Narcotic Violations	14	N/A
Embezzlement	7	N/A
False Pretenses/Swindle/Confidence Game	28	N/A
Forcible Fondling	4	N/A
Forcible Rape	2	N/A
Forcible Sodomy	1	N/A
Impersonation	10	N/A
Intimidation	46	N/A
Motor Vehicle Theft	38	N/A
Robbery	3	N/A
Sexual Assault With An Object	4	N/A
Shoplifting	39	N/A
Simple Assault	104	N/A
Stolen Property Offenses	1	N/A
Theft From Motor Vehicle	52	N/A
Theft of Motor Vehicle Parts/Accessories	3	N/A
Weapon Law Violations	5	N/A
Wire Fraud	3	N/A

	<u>Index Offense Count</u>	<u>Crime Rate</u>	<u>Population</u>
Princeton SP	389		

## Turnpike - Mercer

<u>Offense</u>	<u>Offense</u>	<u>Crime Rate (per 1,000 persons)</u>
Aggravated Assault	2	N/A
All Other Larceny	2	N/A
Destruction/Damage/Vandalism of Property	1	N/A
Drug/Narcotic Violations	15	N/A
Intimidation	1	N/A
Simple Assault	1	N/A

	<u>Index Offense Count</u>	<u>Crime Rate</u>	<u>Population</u>
Turnpike - Mercer	4		

	<u>Index Offense</u>	<u>Crime Rate</u>	<u>Population</u>
<b>Mercer</b>	1,916	32.55	58,863

## Mineral

## DNR - 2 - Mineral

<u>Offense</u>	<u>Offense</u>	<u>Crime Rate (per 1,000 persons)</u>
Drug/Narcotic Violations	1	N/A

<u>Index Offense Count</u>	<u>Crime Rate</u>	<u>Population</u>
0		

DNR - 2 - Mineral

## Keyser PD

<u>Offense</u>	<u>Offense</u>	<u>Crime Rate (per 1,000 persons)</u>
Aggravated Assault	6	1.13
All Other Larceny	9	1.69
Arson	3	0.56
Burglary/Breaking & Entering	34	6.38
Counterfeiting/Forgery	2	0.38
Credit Card/Automatic Teller Fraud	1	0.19
Destruction/Damage/Vandalism of Property	66	12.38
Drug Equipment Violations	1	0.19
Drug/Narcotic Violations	34	6.38
False Pretenses/Swindle/Confidence Game	7	1.31
Forcible Fondling	1	0.19
Forcible Rape	3	0.56
Forcible Sodomy	1	0.19
Intimidation	3	0.56
Kidnaping/Abduction	1	0.19
Motor Vehicle Theft	3	0.56
Pocket-picking	1	0.19
Purse-snatching	1	0.19
Robbery	2	0.38
Sexual Assault With An Object	2	0.38
Shoplifting	18	3.38
Simple Assault	57	10.69
Theft From Building	59	11.07
Theft From Motor Vehicle	24	4.50
Theft of Motor Vehicle Parts/Accessories	2	0.38

<u>Index Offense Count</u>	<u>Crime Rate</u>	<u>Population</u>
162	30.39	5,331

Keyser PD

## Keyser SP

<u>Offense</u>	<u>Offense</u>	<u>Crime Rate (per 1,000 persons)</u>
Aggravated Assault	33	N/A
All Other Larceny	68	N/A
Burglary/Breaking & Entering	69	N/A
Counterfeiting/Forgery	17	N/A
Credit Card/Automatic Teller Fraud	2	N/A
Destruction/Damage/Vandalism of Property	124	N/A
Drug/Narcotic Violations	31	N/A
Embezzlement	2	N/A

False Pretenses/Swindle/Confidence Game	23	N/A
Forcible Fondling	3	N/A
Forcible Rape	3	N/A
Impersonation	7	N/A
Incest	1	N/A
Intimidation	44	N/A
Motor Vehicle Theft	18	N/A
Pornography/Obscene Material	2	N/A
Robbery	4	N/A
Sexual Assault With An Object	1	N/A
Shoplifting	2	N/A
Simple Assault	101	N/A
Stolen Property Offenses	3	N/A
Theft From Motor Vehicle	15	N/A
Theft of Motor Vehicle Parts/Accessories	38	N/A
Weapon Law Violations	2	N/A
Welfare Fraud	1	N/A

Index Offense Count      Crime Rate      Population  
 250

Keyser SP

## Mineral Co SO

<u>Offense</u>	<u>Offense</u>	<u>Crime Rate (per 1,000 persons)</u>
Aggravated Assault	96	4.84
All Other Larceny	28	1.41
Arson	1	0.05
Burglary/Breaking & Entering	15	0.76
Counterfeiting/Forgery	7	0.35
Credit Card/Automatic Teller Fraud	3	0.15
Destruction/Damage/Vandalism of Property	17	0.86
Drug Equipment Violations	1	0.05
Drug/Narcotic Violations	29	1.46
Embezzlement	2	0.10
False Pretenses/Swindle/Confidence Game	30	1.51
Forcible Fondling	2	0.10
Forcible Rape	1	0.05
Impersonation	2	0.10
Intimidation	17	0.86
Motor Vehicle Theft	3	0.15
Murder and Nonnegligent Manslaughter	1	0.05
Pocket-picking	1	0.05
Robbery	1	0.05
Shoplifting	3	0.15
Simple Assault	12	0.60
Statutory Rape	1	0.05
Stolen Property Offenses	4	0.20
Theft From Building	9	0.45
Theft From Motor Vehicle	3	0.15



Theft of Motor Vehicle Parts/Accessories	5	0.25
Weapon Law Violations	2	0.10

	<u>Index Offense Count</u>	<u>Crime Rate</u>	<u>Population</u>
Mineral Co SO	166	8.37	19,836

## Piedmont PD

<u>Offense</u>	<u>Offense</u>	<u>Crime Rate (per 1,000 persons)</u>
Drug/Narcotic Violations	1	1.08

	<u>Index Offense Count</u>	<u>Crime Rate</u>	<u>Population</u>
Piedmont PD	0	0.00	925

## Potomac State College Police

<u>Offense</u>	<u>Offense</u>	<u>Crime Rate (per 1,000 persons)</u>
Burglary/Breaking & Entering	1	N/A
Destruction/Damage/Vandalism of Property	5	N/A
Drug/Narcotic Violations	23	N/A
Forcible Rape	1	N/A
Forcible Sodomy	1	N/A
Simple Assault	4	N/A
Theft From Building	6	N/A
Weapon Law Violations	1	N/A

	<u>Index Offense Count</u>	<u>Crime Rate</u>	<u>Population</u>
Potomac State College Police	8		

## Mineral

	<u>Index Offense</u>	<u>Crime Rate</u>	<u>Population</u>
	586	22.46	26,092

## Mingo

### DNR - 5 - Mingo

<u>Offense</u>	<u>Offense</u>	<u>Crime Rate (per 1,000 persons)</u>
All Other Larceny	1	N/A
Stolen Property Offenses	2	N/A

	<u>Index Offense Count</u>	<u>Crime Rate</u>	<u>Population</u>
DNR - 5 - Mingo	1		

### Gilbert SP

<u>Offense</u>	<u>Offense</u>	<u>Crime Rate (per 1,000 persons)</u>
Aggravated Assault	14	N/A
All Other Larceny	74	N/A
Burglary/Breaking & Entering	26	N/A
Counterfeiting/Forgery	3	N/A
Credit Card/Automatic Teller Fraud	2	N/A
Destruction/Damage/Vandalism of Property	28	N/A
Drug Equipment Violations	1	N/A
Drug/Narcotic Violations	49	N/A
Embezzlement	1	N/A

False Pretenses/Swindle/Confidence Game	7	N/A
Forcible Fondling	1	N/A
Forcible Rape	1	N/A
Impersonation	1	N/A
Intimidation	14	N/A
Motor Vehicle Theft	8	N/A
Pocket-picking	1	N/A
Purse-snatching	2	N/A
Robbery	2	N/A
Shoplifting	2	N/A
Simple Assault	32	N/A
Stolen Property Offenses	4	N/A
Theft From Building	4	N/A
Theft From Motor Vehicle	2	N/A
Theft of Motor Vehicle Parts/Accessories	11	N/A
Weapon Law Violations	6	N/A

	<u>Index Offense Count</u>	<u>Crime Rate</u>	<u>Population</u>
Gilbert SP	147		

### Mingo Co SO

<u>Offense</u>	<u>Offense</u>	<u>Crime Rate (per 1,000 persons)</u>
Aggravated Assault	1	0.05
Destruction/Damage/Vandalism of Property	5	0.23
Drug/Narcotic Violations	1	0.05
Intimidation	9	0.41
Simple Assault	39	1.76
Stolen Property Offenses	1	0.05

	<u>Index Offense Count</u>	<u>Crime Rate</u>	<u>Population</u>
Mingo Co SO	1	0.05	22,157

### Williamson PD

<u>Offense</u>	<u>Offense</u>	<u>Crime Rate (per 1,000 persons)</u>
Aggravated Assault	9	2.88
All Other Larceny	24	7.67
Burglary/Breaking & Entering	9	2.88
Counterfeiting/Forgery	2	0.64
Destruction/Damage/Vandalism of Property	36	11.51
Drug/Narcotic Violations	49	15.66
Embezzlement	1	0.32
Forcible Rape	2	0.64
Forcible Sodomy	1	0.32
Impersonation	1	0.32
Intimidation	13	4.16
Motor Vehicle Theft	5	1.60
Purse-snatching	2	0.64
Simple Assault	35	11.19
Theft From Building	6	1.92

Theft From Motor Vehicle	2	0.64
Theft of Motor Vehicle Parts/Accessories	4	1.28
Weapon Law Violations	3	0.96

	<u>Index Offense Count</u>	<u>Crime Rate</u>	<u>Population</u>
Williamson PD	63	20.14	3,128

## Williamson SP

<u>Offense</u>	<u>Offense</u>	<u>Crime Rate (per 1,000 persons)</u>
Aggravated Assault	44	N/A
All Other Larceny	66	N/A
Arson	3	N/A
Burglary/Breaking & Entering	51	N/A
Counterfeiting/Forgery	14	N/A
Destruction/Damage/Vandalism of Property	78	N/A
Drug/Narcotic Violations	163	N/A
False Pretenses/Swindle/Confidence Game	9	N/A
Forcible Fondling	3	N/A
Forcible Rape	3	N/A
Impersonation	6	N/A
Intimidation	28	N/A
Kidnaping/Abduction	1	N/A
Motor Vehicle Theft	34	N/A
Pornography/Obscene Material	1	N/A
Shoplifting	4	N/A
Simple Assault	66	N/A
Statutory Rape	1	N/A
Theft From Building	3	N/A
Theft From Motor Vehicle	13	N/A
Theft of Motor Vehicle Parts/Accessories	35	N/A
Weapon Law Violations	12	N/A

	<u>Index Offense Count</u>	<u>Crime Rate</u>	<u>Population</u>
Williamson SP	253		

## Mingo

	<u>Index Offense</u>	<u>Crime Rate</u>	<u>Population</u>
	465	18.39	25,285

## Monongalia

### Granville PD

<u>Offense</u>	<u>Offense</u>	<u>Crime Rate (per 1,000 persons)</u>
Aggravated Assault	4	5.13
All Other Larceny	12	15.38
Burglary/Breaking & Entering	10	12.82
Counterfeiting/Forgery	2	2.56
Destruction/Damage/Vandalism of Property	9	11.54
Drug/Narcotic Violations	44	56.41
Embezzlement	7	8.97

False Pretenses/Swindle/Confidence Game	13	16.67
Forcible Rape	1	1.28
Intimidation	3	3.85
Motor Vehicle Theft	2	2.56
Robbery	1	1.28
Sexual Assault With An Object	1	1.28
Shoplifting	55	70.51
Simple Assault	15	19.23
Stolen Property Offenses	1	1.28
Theft From Building	4	5.13
Theft From Coin Operated Machine or Device	1	1.28
Theft From Motor Vehicle	8	10.26
Weapon Law Violations	6	7.69

	<u>Index Offense Count</u>	<u>Crime Rate</u>	<u>Population</u>
Granville PD	98	125.64	780

## Monongalia Co SO

<u>Offense</u>	<u>Offense</u>	<u>Crime Rate (per 1,000 persons)</u>
Aggravated Assault	18	0.36
All Other Larceny	217	4.37
Arson	3	0.06
Burglary/Breaking & Entering	81	1.63
Counterfeiting/Forgery	9	0.18
Credit Card/Automatic Teller Fraud	27	0.54
Destruction/Damage/Vandalism of Property	213	4.29
Drug Equipment Violations	1	0.02
Drug/Narcotic Violations	48	0.97
Embezzlement	5	0.10
False Pretenses/Swindle/Confidence Game	17	0.34
Forcible Fondling	3	0.06
Forcible Rape	3	0.06
Impersonation	6	0.12
Intimidation	29	0.58
Motor Vehicle Theft	12	0.24
Robbery	5	0.10
Shoplifting	29	0.58
Simple Assault	104	2.09
Stolen Property Offenses	4	0.08
Theft From Building	34	0.68
Theft From Coin Operated Machine or Device	1	0.02
Theft From Motor Vehicle	133	2.68
Theft of Motor Vehicle Parts/Accessories	1	0.02
Weapon Law Violations	6	0.12

	<u>Index Offense Count</u>	<u>Crime Rate</u>	<u>Population</u>
Monongalia Co SO	534	10.74	49,705

## Morgantown PD

<u>Offense</u>	<u>Offense</u>	<u>Crime Rate (per 1,000 persons)</u>
Aggravated Assault	29	1.00
All Other Larceny	402	13.89
Arson	2	0.07
Burglary/Breaking & Entering	264	9.12
Counterfeiting/Forgery	30	1.04
Credit Card/Automatic Teller Fraud	25	0.86
Destruction/Damage/Vandalism of Property	533	18.41
Drug Equipment Violations	1	0.03
Drug/Narcotic Violations	84	2.90
Embezzlement	10	0.35
False Pretenses/Swindle/Confidence Game	54	1.87
Forcible Fondling	8	0.28
Forcible Rape	7	0.24
Forcible Sodomy	2	0.07
Impersonation	2	0.07
Intimidation	14	0.48
Kidnaping/Abduction	1	0.03
Motor Vehicle Theft	28	0.97
Pornography/Obscene Material	3	0.10
Purse-snatching	2	0.07
Robbery	27	0.93
Sexual Assault With An Object	5	0.17
Shoplifting	52	1.80
Simple Assault	179	6.18
Statutory Rape	1	0.03
Stolen Property Offenses	10	0.35
Theft From Building	51	1.76
Theft From Motor Vehicle	79	2.73
Theft of Motor Vehicle Parts/Accessories	6	0.21
Weapon Law Violations	17	0.59
Wire Fraud	4	0.14

	<u>Index Offense Count</u>	<u>Crime Rate</u>	<u>Population</u>
Morgantown PD	947	32.71	28,951

## Morgantown SP

<u>Offense</u>	<u>Offense</u>	<u>Crime Rate (per 1,000 persons)</u>
Aggravated Assault	23	N/A
All Other Larceny	76	N/A
Arson	3	N/A
Burglary/Breaking & Entering	145	N/A
Counterfeiting/Forgery	18	N/A
Credit Card/Automatic Teller Fraud	20	N/A
Destruction/Damage/Vandalism of Property	196	N/A
Drug Equipment Violations	1	N/A
Drug/Narcotic Violations	36	N/A
Embezzlement	9	N/A

False Pretenses/Swindle/Confidence Game	39	N/A
Forcible Fondling	9	N/A
Forcible Rape	5	N/A
Forcible Sodomy	1	N/A
Impersonation	7	N/A
Incest	1	N/A
Intimidation	22	N/A
Motor Vehicle Theft	35	N/A
Negligent Manslaughter	1	N/A
Pocket-picking	1	N/A
Pornography/Obscene Material	2	N/A
Purse-snatching	1	N/A
Robbery	7	N/A
Sexual Assault With An Object	2	N/A
Shoplifting	91	N/A
Simple Assault	135	N/A
Statutory Rape	1	N/A
Stolen Property Offenses	4	N/A
Theft From Building	55	N/A
Theft From Coin Operated Machine or Device	2	N/A
Theft From Motor Vehicle	119	N/A
Theft of Motor Vehicle Parts/Accessories	35	N/A
Weapon Law Violations	3	N/A

	<u>Index</u>	<u>Offense Count</u>	<u>Crime Rate</u>	<u>Population</u>
Morgantown SP		595		

### Star City PD

<u>Offense</u>	<u>Offense</u>	<u>Crime Rate (per 1,000 persons)</u>
Burglary/Breaking & Entering	1	0.71
Simple Assault	1	0.71

	<u>Index</u>	<u>Offense Count</u>	<u>Crime Rate</u>	<u>Population</u>
Star City PD		1	0.71	1,404

### tf Monongalia Valley Drug

<u>Offense</u>	<u>Offense</u>	<u>Crime Rate (per 1,000 persons)</u>
Drug/Narcotic Violations	22	N/A

	<u>Index</u>	<u>Offense Count</u>	<u>Crime Rate</u>	<u>Population</u>
tf Monongalia Valley Drug		0		

### Westover PD

<u>Offense</u>	<u>Offense</u>	<u>Crime Rate (per 1,000 persons)</u>
Aggravated Assault	8	2.04
All Other Larceny	20	5.10
Burglary/Breaking & Entering	16	4.08
Credit Card/Automatic Teller Fraud	1	0.25
Destruction/Damage/Vandalism of Property	12	3.06
Drug/Narcotic Violations	10	2.55

Embezzlement	4	1.02
False Pretenses/Swindle/Confidence Game	2	0.51
Impersonation	1	0.25
Intimidation	3	0.76
Motor Vehicle Theft	5	1.27
Purse-snatching	1	0.25
Robbery	1	0.25
Sexual Assault With An Object	2	0.51
Shoplifting	2	0.51
Simple Assault	15	3.82
Statutory Rape	1	0.25
Stolen Property Offenses	2	0.51
Theft From Building	1	0.25
Theft From Motor Vehicle	6	1.53
Weapon Law Violations	1	0.25

	<u>Index</u>	<u>Offense Count</u>	<u>Crime Rate</u>	<u>Population</u>
Westover PD	60		15.30	3,922

## WV UNIVERSITY - POLICE

<u>Offense</u>	<u>Offense</u>	<u>Crime Rate (per 1,000 persons)</u>
Aggravated Assault	5	N/A
All Other Larceny	43	N/A
Arson	2	N/A
Assisting or Promoting Prostitution	1	N/A
Burglary/Breaking & Entering	11	N/A
Counterfeiting/Forgery	3	N/A
Credit Card/Automatic Teller Fraud	1	N/A
Destruction/Damage/Vandalism of Property	117	N/A
Drug/Narcotic Violations	56	N/A
Embezzlement	1	N/A
False Pretenses/Swindle/Confidence Game	24	N/A
Intimidation	15	N/A
Motor Vehicle Theft	3	N/A
Purse-snatching	1	N/A
Robbery	1	N/A
Sexual Assault With An Object	2	N/A
Simple Assault	57	N/A
Theft From Building	153	N/A
Theft From Motor Vehicle	16	N/A
Theft of Motor Vehicle Parts/Accessories	8	N/A

	<u>Index</u>	<u>Offense Count</u>	<u>Crime Rate</u>	<u>Population</u>
WV UNIVERSITY - POLICE	241			

<b>MONONGALIA</b>	<u>Index</u>	<u>Offense</u>	<u>Crime Rate</u>	<u>Population</u>
	2,476		29.21	84,762

**Monroe**

## Monroe Co SO

<u>Offense</u>	<u>Offense</u>	<u>Crime Rate (per 1,000 persons)</u>
Aggravated Assault	5	0.39
All Other Larceny	2	0.16
Burglary/Breaking & Entering	15	1.17
Destruction/Damage/Vandalism of Property	19	1.48
Drug/Narcotic Violations	6	0.47
False Pretenses/Swindle/Confidence Game	1	0.08
Intimidation	1	0.08
Motor Vehicle Theft	1	0.08
Simple Assault	34	2.65
Theft From Building	8	0.62
Theft of Motor Vehicle Parts/Accessories	1	0.08
Weapon Law Violations	1	0.08

	<u>Index Offense Count</u>	<u>Crime Rate</u>	<u>Population</u>
Monroe Co SO	32	2.49	12,828

## Peterstown PD

<u>Offense</u>	<u>Offense</u>	<u>Crime Rate (per 1,000 persons)</u>
Aggravated Assault	1	2.03
All Other Larceny	2	4.06
Burglary/Breaking & Entering	3	6.09
Destruction/Damage/Vandalism of Property	1	2.03
Theft of Motor Vehicle Parts/Accessories	1	2.03

	<u>Index Offense Count</u>	<u>Crime Rate</u>	<u>Population</u>
Peterstown PD	7	14.20	493

## Union SP

<u>Offense</u>	<u>Offense</u>	<u>Crime Rate (per 1,000 persons)</u>
Aggravated Assault	12	N/A
All Other Larceny	17	N/A
Burglary/Breaking & Entering	33	N/A
Counterfeiting/Forgery	39	N/A
Credit Card/Automatic Teller Fraud	3	N/A
Destruction/Damage/Vandalism of Property	80	N/A
Drug/Narcotic Violations	8	N/A
Embezzlement	1	N/A
False Pretenses/Swindle/Confidence Game	11	N/A
Forcible Fondling	3	N/A
Forcible Rape	1	N/A
Impersonation	1	N/A
Intimidation	48	N/A
Motor Vehicle Theft	5	N/A
Simple Assault	42	N/A
Statutory Rape	1	N/A
Stolen Property Offenses	4	N/A



Theft From Building	19	N/A
Theft From Motor Vehicle	9	N/A
Theft of Motor Vehicle Parts/Accessories	11	N/A

	<u>Index</u>	<u>Offense Count</u>	<u>Crime Rate</u>	<u>Population</u>
Union SP		107		

## Monroe

	<u>Index</u>	<u>Offense</u>	<u>Crime Rate</u>	<u>Population</u>
		146	10.96	13,321

## Morgan

### Berkeley Springs SP

<u>Offense</u>	<u>Offense</u>	<u>Crime Rate (per 1,000 persons)</u>
Aggravated Assault	7	N/A
All Other Larceny	30	N/A
Burglary/Breaking & Entering	59	N/A
Counterfeiting/Forgery	9	N/A
Destruction/Damage/Vandalism of Property	75	N/A
Drug/Narcotic Violations	15	N/A
Embezzlement	1	N/A
False Pretenses/Swindle/Confidence Game	9	N/A
Impersonation	1	N/A
Intimidation	10	N/A
Motor Vehicle Theft	16	N/A
Sexual Assault With An Object	1	N/A
Shoplifting	1	N/A
Simple Assault	36	N/A
Stolen Property Offenses	4	N/A
Theft From Building	16	N/A
Theft From Motor Vehicle	9	N/A
Theft of Motor Vehicle Parts/Accessories	16	N/A
Weapon Law Violations	1	N/A
Wire Fraud	2	N/A

	<u>Index</u>	<u>Offense Count</u>	<u>Crime Rate</u>	<u>Population</u>
Berkeley Springs SP		154		

### Morgan Co SO

<u>Offense</u>	<u>Offense</u>	<u>Crime Rate (per 1,000 persons)</u>
Aggravated Assault	4	0.26
All Other Larceny	31	2.03
Arson	1	0.07
Burglary/Breaking & Entering	22	1.44
Counterfeiting/Forgery	1	0.07
Credit Card/Automatic Teller Fraud	1	0.07
Destruction/Damage/Vandalism of Property	35	2.29
Drug/Narcotic Violations	17	1.11
False Pretenses/Swindle/Confidence Game	7	0.46

Forcible Fondling	3	0.20
Forcible Rape	1	0.07
Impersonation	2	0.13
Intimidation	13	0.85
Kidnaping/Abduction	1	0.07
Motor Vehicle Theft	6	0.39
Robbery	3	0.20
Shoplifting	3	0.20
Simple Assault	43	2.82
Statutory Rape	2	0.13
Stolen Property Offenses	4	0.26
Theft From Building	3	0.20
Theft From Motor Vehicle	1	0.07
Theft of Motor Vehicle Parts/Accessories	2	0.13
Weapon Law Violations	3	0.20

	<u>Index Offense Count</u>	<u>Crime Rate</u>	<u>Population</u>
Morgan Co SO	76	4.98	15,254

<b>Morgan</b>	<u>Index Offense</u>	<u>Crime Rate</u>	<u>Population</u>
	230	15.08	15,254

## Nicholas

### Nicholas Co SO

<u>Offense</u>	<u>Offense</u>	<u>Crime Rate (per 1,000 persons)</u>
Aggravated Assault	20	0.97
All Other Larceny	189	9.18
Arson	2	0.10
Burglary/Breaking & Entering	74	3.59
Counterfeiting/Forgery	19	0.92
Credit Card/Automatic Teller Fraud	8	0.39
Destruction/Damage/Vandalism of Property	168	8.16
Drug Equipment Violations	4	0.19
Drug/Narcotic Violations	15	0.73
Embezzlement	3	0.15
False Pretenses/Swindle/Confidence Game	21	1.02
Forcible Fondling	1	0.05
Forcible Rape	8	0.39
Impersonation	2	0.10
Incest	1	0.05
Intimidation	207	10.05
Kidnaping/Abduction	6	0.29
Motor Vehicle Theft	32	1.55
Pocket-picking	2	0.10
Purse-snatching	1	0.05
Robbery	1	0.05
Sexual Assault With An Object	2	0.10

Shoplifting	26	1.26
Simple Assault	158	7.67
Stolen Property Offenses	9	0.44
Theft From Building	94	4.56
Theft From Coin Operated Machine or Device	1	0.05
Theft From Motor Vehicle	34	1.65
Theft of Motor Vehicle Parts/Accessories	56	2.72
Weapon Law Violations	10	0.49

	<u>Index Offense Count</u>	<u>Crime Rate</u>	<u>Population</u>
Nicholas Co SO	538	26.12	20,596

## Richwood SP

<u>Offense</u>	<u>Offense</u>	<u>Crime Rate (per 1,000 persons)</u>
Aggravated Assault	2	N/A
All Other Larceny	15	N/A
Burglary/Breaking & Entering	7	N/A
Counterfeiting/Forgery	2	N/A
Credit Card/Automatic Teller Fraud	3	N/A
Destruction/Damage/Vandalism of Property	6	N/A
Drug Equipment Violations	1	N/A
Drug/Narcotic Violations	21	N/A
Extortion/Blackmail	1	N/A
False Pretenses/Swindle/Confidence Game	2	N/A
Forcible Fondling	3	N/A
Impersonation	1	N/A
Intimidation	6	N/A
Motor Vehicle Theft	3	N/A
Shoplifting	3	N/A
Simple Assault	13	N/A
Statutory Rape	1	N/A
Theft From Building	3	N/A
Theft of Motor Vehicle Parts/Accessories	5	N/A
Weapon Law Violations	7	N/A

	<u>Index Offense Count</u>	<u>Crime Rate</u>	<u>Population</u>
Richwood SP	38		

## Summersville PD

<u>Offense</u>	<u>Offense</u>	<u>Crime Rate (per 1,000 persons)</u>
Aggravated Assault	4	1.19
All Other Larceny	37	10.99
Burglary/Breaking & Entering	10	2.97
Counterfeiting/Forgery	4	1.19
Credit Card/Automatic Teller Fraud	1	0.30
Destruction/Damage/Vandalism of Property	21	6.24
Drug Equipment Violations	2	0.59
Drug/Narcotic Violations	16	4.75
Embezzlement	3	0.89

False Pretenses/Swindle/Confidence Game	5	1.49
Forcible Rape	1	0.30
Intimidation	11	3.27
Motor Vehicle Theft	4	1.19
Purse-snatching	3	0.89
Robbery	1	0.30
Shoplifting	12	3.57
Simple Assault	38	11.29
Statutory Rape	1	0.30
Theft From Building	5	1.49
Theft From Coin Operated Machine or Device	2	0.59
Theft From Motor Vehicle	12	3.57
Theft of Motor Vehicle Parts/Accessories	1	0.30

	<u>Index Offense Count</u>	<u>Crime Rate</u>	<u>Population</u>
Summersville PD	92	27.33	3,366

### Summersville SP

<u>Offense</u>	<u>Offense</u>	<u>Crime Rate (per 1,000 persons)</u>
Aggravated Assault	3	N/A
All Other Larceny	31	N/A
Burglary/Breaking & Entering	13	N/A
Counterfeiting/Forgery	6	N/A
Credit Card/Automatic Teller Fraud	4	N/A
Destruction/Damage/Vandalism of Property	20	N/A
Drug/Narcotic Violations	3	N/A
False Pretenses/Swindle/Confidence Game	8	N/A
Forcible Fondling	2	N/A
Impersonation	1	N/A
Intimidation	6	N/A
Kidnaping/Abduction	1	N/A
Motor Vehicle Theft	3	N/A
Murder and Nonnegligent Manslaughter	1	N/A
Shoplifting	1	N/A
Simple Assault	13	N/A
Statutory Rape	1	N/A
Stolen Property Offenses	1	N/A
Theft From Building	10	N/A
Theft From Motor Vehicle	4	N/A
Theft of Motor Vehicle Parts/Accessories	18	N/A

	<u>Index Offense Count</u>	<u>Crime Rate</u>	<u>Population</u>
Summersville SP	84		

### tf Central WV Drug

<u>Offense</u>	<u>Offense</u>	<u>Crime Rate (per 1,000 persons)</u>
Drug Equipment Violations	5	N/A
Drug/Narcotic Violations	82	N/A
False Pretenses/Swindle/Confidence Game	2	N/A

Forcible Rape	1	N/A
Robbery	2	N/A

	<u>Index Offense Count</u>	<u>Crime Rate</u>	<u>Population</u>
tf Central WV Drug	3		

## NICHOLAS

	<u>Index Offense</u>	<u>Crime Rate</u>	<u>Population</u>
	755	31.51	23,962

## Ohio

---

### Bethlehem PD

<u>Offense</u>	<u>Offense</u>	<u>Crime Rate (per 1,000 persons)</u>
All Other Larceny	3	1.20
Burglary/Breaking & Entering	1	0.40
Credit Card/Automatic Teller Fraud	2	0.80
Destruction/Damage/Vandalism of Property	8	3.19
Drug/Narcotic Violations	1	0.40
False Pretenses/Swindle/Confidence Game	1	0.40
Theft From Building	1	0.40
Theft From Motor Vehicle	6	2.39

	<u>Index Offense Count</u>	<u>Crime Rate</u>	<u>Population</u>
Bethlehem PD	11	4.39	2,506

### Ohio Co SO

<u>Offense</u>	<u>Offense</u>	<u>Crime Rate (per 1,000 persons)</u>
Aggravated Assault	22	2.15
All Other Larceny	15	1.46
Burglary/Breaking & Entering	21	2.05
Counterfeiting/Forgery	4	0.39
Credit Card/Automatic Teller Fraud	1	0.10
Destruction/Damage/Vandalism of Property	45	4.39
Drug/Narcotic Violations	16	1.56
Embezzlement	1	0.10
False Pretenses/Swindle/Confidence Game	4	0.39
Forcible Fondling	4	0.39
Impersonation	1	0.10
Incest	1	0.10
Intimidation	16	1.56
Motor Vehicle Theft	5	0.49
Robbery	2	0.20
Sexual Assault With An Object	1	0.10
Shoplifting	26	2.54
Simple Assault	65	6.35
Stolen Property Offenses	1	0.10
Theft From Building	5	0.49
Theft From Motor Vehicle	11	1.07
Theft of Motor Vehicle Parts/Accessories	1	0.10

Weapon Law Violations 12 1.17

	<u>Index Offense Count</u>	<u>Crime Rate</u>	<u>Population</u>
Ohio Co SO	108	10.55	10,239

### tf Ohio Valley Drug & Vio Crime

<u>Offense</u>	<u>Offense</u>	<u>Crime Rate (per 1,000 persons)</u>
Drug/Narcotic Violations	62	N/A

	<u>Index Offense Count</u>	<u>Crime Rate</u>	<u>Population</u>
tf Ohio Valley Drug & Vio Crime	0		

### West Liberty College

<u>Offense</u>	<u>Offense</u>	<u>Crime Rate (per 1,000 persons)</u>
Purse-snatching	1	N/A

	<u>Index Offense Count</u>	<u>Crime Rate</u>	<u>Population</u>
West Liberty College	1		

### Wheeling PD

<u>Offense</u>	<u>Offense</u>	<u>Crime Rate (per 1,000 persons)</u>
Aggravated Assault	71	2.44
All Other Larceny	432	14.87
Arson	3	0.10
Assisting or Promoting Prostitution	2	0.07
Burglary/Breaking & Entering	198	6.81
Counterfeiting/Forgery	96	3.30
Credit Card/Automatic Teller Fraud	19	0.65
Destruction/Damage/Vandalism of Property	483	16.62
Drug Equipment Violations	9	0.31
Drug/Narcotic Violations	116	3.99
Embezzlement	11	0.38
False Pretenses/Swindle/Confidence Game	62	2.13
Forcible Fondling	21	0.72
Forcible Rape	17	0.59
Impersonation	10	0.34
Incest	1	0.03
Intimidation	233	8.02
Kidnaping/Abduction	5	0.17
Motor Vehicle Theft	63	2.17
Murder and Nonnegligent Manslaughter	1	0.03
Prostitution	4	0.14
Robbery	37	1.27
Shoplifting	73	2.51
Simple Assault	498	17.14
Stolen Property Offenses	7	0.24
Theft From Building	32	1.10
Theft From Motor Vehicle	92	3.17
Theft of Motor Vehicle Parts/Accessories	26	0.89
Weapon Law Violations	18	0.62

Wheeling PD	<u>Index Offense Count</u> 1,042	<u>Crime Rate</u> 35.86	<u>Population</u> 29,057
-------------	-------------------------------------	----------------------------	-----------------------------

## Wheeling SP

<u>Offense</u>	<u>Offense</u>	<u>Crime Rate (per 1,000 persons)</u>
Aggravated Assault	1	N/A
All Other Larceny	25	N/A
Arson	1	N/A
Burglary/Breaking & Entering	12	N/A
Counterfeiting/Forgery	8	N/A
Destruction/Damage/Vandalism of Property	10	N/A
Drug/Narcotic Violations	19	N/A
Extortion/Blackmail	1	N/A
False Pretenses/Swindle/Confidence Game	18	N/A
Forcible Fondling	1	N/A
Forcible Rape	3	N/A
Impersonation	3	N/A
Intimidation	9	N/A
Motor Vehicle Theft	2	N/A
Murder and Nonnegligent Manslaughter	1	N/A
Operating/Promoting/Assisting Gambling	1	N/A
Pornography/Obscene Material	2	N/A
Sexual Assault With An Object	1	N/A
Shoplifting	9	N/A
Simple Assault	21	N/A
Theft From Motor Vehicle	1	N/A
Theft of Motor Vehicle Parts/Accessories	13	N/A
Weapon Law Violations	1	N/A

Wheeling SP	<u>Index Offense Count</u> 67	<u>Crime Rate</u>	<u>Population</u>
-------------	----------------------------------	-------------------	-------------------

## Ohio

	<u>Index Offense</u> 1,229	<u>Crime Rate</u> 29.40	<u>Population</u> 41,802
--	-------------------------------	----------------------------	-----------------------------

## Pendleton

### DNR - 2 - Pendleton

<u>Offense</u>	<u>Offense</u>	<u>Crime Rate (per 1,000 persons)</u>
Drug/Narcotic Violations	2	N/A

DNR - 2 - Pendleton	<u>Index Offense Count</u> 0	<u>Crime Rate</u>	<u>Population</u>
---------------------	---------------------------------	-------------------	-------------------

### Franklin SP

<u>Offense</u>	<u>Offense</u>	<u>Crime Rate (per 1,000 persons)</u>
Aggravated Assault	3	N/A
All Other Larceny	9	N/A
Arson	2	N/A

Burglary/Breaking & Entering	8	N/A
Credit Card/Automatic Teller Fraud	1	N/A
Destruction/Damage/Vandalism of Property	5	N/A
Drug/Narcotic Violations	6	N/A
Embezzlement	1	N/A
False Pretenses/Swindle/Confidence Game	5	N/A
Forcible Fondling	2	N/A
Forcible Rape	2	N/A
Impersonation	1	N/A
Incest	1	N/A
Intimidation	5	N/A
Motor Vehicle Theft	2	N/A
Shoplifting	1	N/A
Simple Assault	31	N/A
Stolen Property Offenses	1	N/A
Theft From Building	5	N/A
Theft From Motor Vehicle	2	N/A
Theft of Motor Vehicle Parts/Accessories	1	N/A
Weapon Law Violations	2	N/A

	<u>Index Offense Count</u>	<u>Crime Rate</u>	<u>Population</u>
Franklin SP	33		

<b>Pendleton</b>	<u>Index Offense</u>	<u>Crime Rate</u>	<u>Population</u>
	33		

## Pleasants

### Pleasants Co SO

<u>Offense</u>	<u>Offense</u>	<u>Crime Rate (per 1,000 persons)</u>
All Other Larceny	2	0.38
Burglary/Breaking & Entering	2	0.38
Simple Assault	8	1.51

	<u>Index Offense Count</u>	<u>Crime Rate</u>	<u>Population</u>
Pleasants Co SO	4	0.75	5,300

### St Marys SP

<u>Offense</u>	<u>Offense</u>	<u>Crime Rate (per 1,000 persons)</u>
Aggravated Assault	2	N/A
All Other Larceny	17	N/A
Burglary/Breaking & Entering	2	N/A
Counterfeiting/Forgery	3	N/A
Credit Card/Automatic Teller Fraud	1	N/A
Destruction/Damage/Vandalism of Property	11	N/A
Drug/Narcotic Violations	2	N/A
False Pretenses/Swindle/Confidence Game	2	N/A
Forcible Rape	1	N/A
Intimidation	5	N/A



Motor Vehicle Theft	2	N/A
Sexual Assault With An Object	1	N/A
Simple Assault	13	N/A
Theft From Building	1	N/A

	<u>Index Offense Count</u>	<u>Crime Rate</u>	<u>Population</u>
St Marys SP	25		

## Pleasants

	<u>Index Offense</u>	<u>Crime Rate</u>	<u>Population</u>
	29	5.47	5,300

## Pocahontas

### Marlinton SP

<u>Offense</u>	<u>Offense</u>	<u>Crime Rate (per 1,000 persons)</u>
Aggravated Assault	18	N/A
All Other Larceny	35	N/A
Arson	3	N/A
Burglary/Breaking & Entering	31	N/A
Counterfeiting/Forgery	9	N/A
Destruction/Damage/Vandalism of Property	70	N/A
Drug/Narcotic Violations	67	N/A
Embezzlement	1	N/A
False Pretenses/Swindle/Confidence Game	8	N/A
Forcible Fondling	2	N/A
Forcible Sodomy	1	N/A
Impersonation	1	N/A
Intimidation	15	N/A
Kidnaping/Abduction	1	N/A
Motor Vehicle Theft	2	N/A
Shoplifting	3	N/A
Simple Assault	28	N/A
Stolen Property Offenses	1	N/A
Theft From Building	7	N/A
Theft From Motor Vehicle	10	N/A
Weapon Law Violations	2	N/A

	<u>Index Offense Count</u>	<u>Crime Rate</u>	<u>Population</u>
Marlinton SP	106		

### Pocahontas Co SO

<u>Offense</u>	<u>Offense</u>	<u>Crime Rate (per 1,000 persons)</u>
Aggravated Assault	2	0.27
Burglary/Breaking & Entering	3	0.40
Destruction/Damage/Vandalism of Property	7	0.94
Intimidation	2	0.27
Simple Assault	5	0.67
Theft From Building	5	0.67
Theft From Motor Vehicle	1	0.13

Theft of Motor Vehicle Parts/Accessories 1 0.13

	<u>Index Offense Count</u>	<u>Crime Rate</u>	<u>Population</u>
Pocahontas Co SO	12	1.62	7,423

## Pocahontas

	<u>Index Offense</u>	<u>Crime Rate</u>	<u>Population</u>
	118	15.90	7,423

## Preston

### Kingwood SP

<u>Offense</u>	<u>Offense</u>	<u>Crime Rate (per 1,000 persons)</u>
Aggravated Assault	14	N/A
All Other Larceny	53	N/A
Arson	1	N/A
Burglary/Breaking & Entering	43	N/A
Counterfeiting/Forgery	4	N/A
Destruction/Damage/Vandalism of Property	69	N/A
Drug/Narcotic Violations	53	N/A
Embezzlement	2	N/A
False Pretenses/Swindle/Confidence Game	20	N/A
Forcible Fondling	10	N/A
Forcible Rape	3	N/A
Impersonation	4	N/A
Intimidation	8	N/A
Motor Vehicle Theft	14	N/A
Pornography/Obscene Material	1	N/A
Sexual Assault With An Object	2	N/A
Shoplifting	5	N/A
Simple Assault	54	N/A
Theft From Motor Vehicle	14	N/A
Theft of Motor Vehicle Parts/Accessories	1	N/A
Weapon Law Violations	2	N/A

	<u>Index Offense Count</u>	<u>Crime Rate</u>	<u>Population</u>
Kingwood SP	147		

### Masontown PD

<u>Offense</u>	<u>Offense</u>	<u>Crime Rate (per 1,000 persons)</u>
Drug/Narcotic Violations	1	1.52
Simple Assault	1	1.52

	<u>Index Offense Count</u>	<u>Crime Rate</u>	<u>Population</u>
Masontown PD	0	0.00	656

### Preston Co SO

<u>Offense</u>	<u>Offense</u>	<u>Crime Rate (per 1,000 persons)</u>
Aggravated Assault	6	0.25
All Other Larceny	34	1.43
Arson	4	0.17

Burglary/Breaking & Entering	37	1.55
Counterfeiting/Forgery	3	0.13
Destruction/Damage/Vandalism of Property	6	0.25
Drug/Narcotic Violations	9	0.38
False Pretenses/Swindle/Confidence Game	9	0.38
Forcible Fondling	1	0.04
Impersonation	1	0.04
Intimidation	7	0.29
Motor Vehicle Theft	11	0.46
Robbery	1	0.04
Shoplifting	4	0.17
Simple Assault	32	1.34
Theft From Building	3	0.13
Theft From Motor Vehicle	5	0.21
Weapon Law Violations	2	0.08

	<u>Index Offense Count</u>	<u>Crime Rate</u>	<u>Population</u>
Preston Co SO	101	4.23	23,855

### Reedsville PD

<u>Offense</u>	<u>Offense</u>	<u>Crime Rate (per 1,000 persons)</u>
All Other Larceny	4	7.49
Burglary/Breaking & Entering	3	5.62
Counterfeiting/Forgery	1	1.87
Motor Vehicle Theft	1	1.87
Simple Assault	4	7.49
Theft From Building	1	1.87
Theft From Motor Vehicle	2	3.75

	<u>Index Offense Count</u>	<u>Crime Rate</u>	<u>Population</u>
Reedsville PD	11	20.60	534

### Preston

	<u>Index Offense</u>	<u>Crime Rate</u>	<u>Population</u>
	259	10.34	25,045

### Putnam

#### DNR - 5 - Putnam

<u>Offense</u>	<u>Offense</u>	<u>Crime Rate (per 1,000 persons)</u>
Drug/Narcotic Violations	1	N/A

	<u>Index Offense Count</u>	<u>Crime Rate</u>	<u>Population</u>
DNR - 5 - Putnam	0		

#### Hurricane PD

<u>Offense</u>	<u>Offense</u>	<u>Crime Rate (per 1,000 persons)</u>
Aggravated Assault	10	1.62
All Other Larceny	61	9.87
Arson	1	0.16
Burglary/Breaking & Entering	15	2.43

Counterfeiting/Forgery	5	0.81
Credit Card/Automatic Teller Fraud	30	4.86
Destruction/Damage/Vandalism of Property	105	16.99
Drug/Narcotic Violations	60	9.71
Embezzlement	3	0.49
False Pretenses/Swindle/Confidence Game	5	0.81
Forcible Fondling	1	0.16
Forcible Rape	1	0.16
Impersonation	3	0.49
Intimidation	32	5.18
Motor Vehicle Theft	21	3.40
Shoplifting	36	5.83
Simple Assault	56	9.06
Statutory Rape	2	0.32
Stolen Property Offenses	1	0.16
Theft From Building	27	4.37
Theft From Coin Operated Machine or Device	2	0.32
Theft From Motor Vehicle	45	7.28
Theft of Motor Vehicle Parts/Accessories	5	0.81
Weapon Law Violations	3	0.49
Wire Fraud	1	0.16

	<u>Index Offense Count</u>	<u>Crime Rate</u>	<u>Population</u>
Hurricane PD	223	36.09	6,179

## Putnam Co SO

<u>Offense</u>	<u>Offense</u>	<u>Crime Rate (per 1,000 persons)</u>
Aggravated Assault	34	0.79
All Other Larceny	426	9.88
Arson	7	0.16
Betting/Wagering	6	0.14
Burglary/Breaking & Entering	160	3.71
Counterfeiting/Forgery	37	0.86
Credit Card/Automatic Teller Fraud	15	0.35
Destruction/Damage/Vandalism of Property	399	9.26
Drug Equipment Violations	3	0.07
Drug/Narcotic Violations	70	1.62
Embezzlement	14	0.32
False Pretenses/Swindle/Confidence Game	29	0.67
Forcible Fondling	6	0.14
Forcible Rape	8	0.19
Impersonation	14	0.32
Incest	1	0.02
Intimidation	119	2.76
Kidnaping/Abduction	1	0.02
Motor Vehicle Theft	74	1.72
Robbery	5	0.12
Sexual Assault With An Object	4	0.09

Shoplifting	66	1.53
Simple Assault	272	6.31
Statutory Rape	1	0.02
Stolen Property Offenses	2	0.05
Theft From Building	11	0.26
Theft From Motor Vehicle	189	4.38
Theft of Motor Vehicle Parts/Accessories	13	0.30
Weapon Law Violations	18	0.42
Wire Fraud	2	0.05

	<u>Index Offense Count</u>	<u>Crime Rate</u>	<u>Population</u>
Putnam Co SO	986	22.87	43,108

## Winfield PD

<u>Offense</u>	<u>Offense</u>	<u>Crime Rate (per 1,000 persons)</u>
Aggravated Assault	1	0.49
All Other Larceny	4	1.94
Destruction/Damage/Vandalism of Property	3	1.46
Intimidation	3	1.46
Pocket-picking	1	0.49
Purse-snatching	1	0.49
Sexual Assault With An Object	1	0.49
Simple Assault	2	0.97
Theft From Building	1	0.49
Theft From Motor Vehicle	3	1.46

	<u>Index Offense Count</u>	<u>Crime Rate</u>	<u>Population</u>
Winfield PD	11	5.34	2,060

## Winfield SP

<u>Offense</u>	<u>Offense</u>	<u>Crime Rate (per 1,000 persons)</u>
Aggravated Assault	24	N/A
All Other Larceny	42	N/A
Arson	1	N/A
Burglary/Breaking & Entering	30	N/A
Counterfeiting/Forgery	24	N/A
Destruction/Damage/Vandalism of Property	83	N/A
Drug Equipment Violations	23	N/A
Drug/Narcotic Violations	50	N/A
Embezzlement	4	N/A
False Pretenses/Swindle/Confidence Game	12	N/A
Forcible Fondling	4	N/A
Forcible Rape	4	N/A
Impersonation	5	N/A
Intimidation	37	N/A
Motor Vehicle Theft	12	N/A
Sexual Assault With An Object	2	N/A
Shoplifting	28	N/A
Simple Assault	42	N/A

Stolen Property Offenses	2	N/A
Theft From Building	2	N/A
Theft From Motor Vehicle	30	N/A
Theft of Motor Vehicle Parts/Accessories	37	N/A
Weapon Law Violations	3	N/A

	<u>Index Offense Count</u>	<u>Crime Rate</u>	<u>Population</u>
Winfield SP	209		

## Putnam

	<u>Index Offense</u>	<u>Crime Rate</u>	<u>Population</u>
	1,429	27.83	51,347

## RALEIGH

### BCI - Beckley

<u>Offense</u>	<u>Offense</u>	<u>Crime Rate (per 1,000 persons)</u>
Counterfeiting/Forgery	2	N/A
Drug/Narcotic Violations	87	N/A
False Pretenses/Swindle/Confidence Game	1	N/A
Prostitution	2	N/A
Simple Assault	1	N/A
Theft From Motor Vehicle	1	N/A

	<u>Index Offense Count</u>	<u>Crime Rate</u>	<u>Population</u>
BCI - Beckley	1		

### Beckley PD

<u>Offense</u>	<u>Offense</u>	<u>Crime Rate (per 1,000 persons)</u>
Aggravated Assault	98	5.84
All Other Larceny	453	27.01
Arson	2	0.12
Assisting or Promoting Prostitution	3	0.18
Burglary/Breaking & Entering	171	10.19
Counterfeiting/Forgery	69	4.11
Credit Card/Automatic Teller Fraud	3	0.18
Destruction/Damage/Vandalism of Property	546	32.55
Drug/Narcotic Violations	85	5.07
Embezzlement	23	1.37
False Pretenses/Swindle/Confidence Game	116	6.92
Forcible Fondling	10	0.60
Forcible Sodomy	4	0.24
Impersonation	13	0.78
Intimidation	214	12.76
Motor Vehicle Theft	62	3.70
Murder and Nonnegligent Manslaughter	1	0.06
Prostitution	5	0.30
Purse-snatching	2	0.12
Robbery	31	1.85
Sexual Assault With An Object	1	0.06

Shoplifting	306	18.24
Simple Assault	538	32.07
Stolen Property Offenses	6	0.36
Theft From Building	50	2.98
Theft From Coin Operated Machine or Device	1	0.06
Theft From Motor Vehicle	171	10.19
Theft of Motor Vehicle Parts/Accessories	53	3.16
Weapon Law Violations	41	2.44

	<u>Index Offense Count</u>	<u>Crime Rate</u>	<u>Population</u>
Beckley PD	1,399	83.40	16,774

## Beckley SP

<u>Offense</u>	<u>Offense</u>	<u>Crime Rate (per 1,000 persons)</u>
Aggravated Assault	24	N/A
All Other Larceny	161	N/A
Arson	1	N/A
Burglary/Breaking & Entering	75	N/A
Counterfeiting/Forgery	45	N/A
Credit Card/Automatic Teller Fraud	1	N/A
Destruction/Damage/Vandalism of Property	117	N/A
Drug/Narcotic Violations	20	N/A
Embezzlement	9	N/A
False Pretenses/Swindle/Confidence Game	27	N/A
Forcible Fondling	8	N/A
Forcible Rape	3	N/A
Impersonation	10	N/A
Intimidation	23	N/A
Motor Vehicle Theft	45	N/A
Robbery	3	N/A
Sexual Assault With An Object	5	N/A
Shoplifting	18	N/A
Simple Assault	63	N/A
Stolen Property Offenses	9	N/A
Theft From Motor Vehicle	18	N/A
Theft of Motor Vehicle Parts/Accessories	91	N/A
Weapon Law Violations	6	N/A

	<u>Index Offense Count</u>	<u>Crime Rate</u>	<u>Population</u>
Beckley SP	438		

## DNR - 4 - Raleigh

<u>Offense</u>	<u>Offense</u>	<u>Crime Rate (per 1,000 persons)</u>
Drug/Narcotic Violations	2	N/A

	<u>Index Offense Count</u>	<u>Crime Rate</u>	<u>Population</u>
DNR - 4 - Raleigh	0		

## Mabscott PD

<u>Offense</u>	<u>Offense</u>	<u>Crime Rate (per 1,000 persons)</u>
----------------	----------------	---------------------------------------

Aggravated Assault	2	1.49
Burglary/Breaking & Entering	2	1.49
Destruction/Damage/Vandalism of Property	3	2.23
Intimidation	4	2.98
Robbery	1	0.74
Simple Assault	2	1.49
Theft From Building	3	2.23

	<u>Index</u>	<u>Offense Count</u>	<u>Crime Rate</u>	<u>Population</u>
Mabscott PD	8		5.95	1,344

## Raleigh Co SO

<u>Offense</u>	<u>Offense</u>	<u>Crime Rate (per 1,000 persons)</u>
Aggravated Assault	54	0.91
All Other Larceny	443	7.46
Arson	11	0.19
Burglary/Breaking & Entering	336	5.66
Counterfeiting/Forgery	35	0.59
Credit Card/Automatic Teller Fraud	7	0.12
Destruction/Damage/Vandalism of Property	442	7.45
Drug/Narcotic Violations	33	0.56
Embezzlement	5	0.08
Extortion/Blackmail	1	0.02
False Pretenses/Swindle/Confidence Game	39	0.66
Forcible Fondling	9	0.15
Forcible Rape	5	0.08
Forcible Sodomy	4	0.07
Impersonation	7	0.12
Incest	2	0.03
Intimidation	210	3.54
Kidnaping/Abduction	1	0.02
Motor Vehicle Theft	70	1.18
Murder and Nonnegligent Manslaughter	1	0.02
Purse-snatching	22	0.37
Robbery	18	0.30
Sexual Assault With An Object	11	0.19
Shoplifting	79	1.33
Simple Assault	434	7.31
Statutory Rape	8	0.13
Stolen Property Offenses	17	0.29
Theft From Building	32	0.54
Theft From Coin Operated Machine or Device	3	0.05
Theft From Motor Vehicle	98	1.65
Theft of Motor Vehicle Parts/Accessories	35	0.59
Weapon Law Violations	27	0.45

	<u>Index</u>	<u>Offense Count</u>	<u>Crime Rate</u>	<u>Population</u>
Raleigh Co SO	1,196		20.15	59,361



## Sophia PD

<u>Offense</u>	<u>Offense</u>	<u>Crime Rate (per 1,000 persons)</u>
Aggravated Assault	1	0.81
All Other Larceny	3	2.42
Burglary/Breaking & Entering	5	4.03
Destruction/Damage/Vandalism of Property	19	15.30
Drug/Narcotic Violations	2	1.61
Embezzlement	1	0.81
Intimidation	3	2.42
Motor Vehicle Theft	2	1.61
Shoplifting	3	2.42
Simple Assault	21	16.91
Theft From Building	3	2.42
Theft of Motor Vehicle Parts/Accessories	1	0.81
Weapon Law Violations	4	3.22

	<u>Index Offense Count</u>	<u>Crime Rate</u>	<u>Population</u>
Sophia PD	18	14.49	1,242

## tf Tri-Lateral Drug Network Team

<u>Offense</u>	<u>Offense</u>	<u>Crime Rate (per 1,000 persons)</u>
Drug/Narcotic Violations	36	N/A
False Pretenses/Swindle/Confidence Game	3	N/A

	<u>Index Offense Count</u>	<u>Crime Rate</u>	<u>Population</u>
tf Tri-Lateral Drug Network Team	0		

## Turnpike - Raleigh

<u>Offense</u>	<u>Offense</u>	<u>Crime Rate (per 1,000 persons)</u>
All Other Larceny	3	N/A
Counterfeiting/Forgery	1	N/A
Destruction/Damage/Vandalism of Property	18	N/A
Drug/Narcotic Violations	14	N/A
Embezzlement	1	N/A
Robbery	1	N/A
Sexual Assault With An Object	1	N/A
Simple Assault	3	N/A
Theft From Building	2	N/A
Theft From Motor Vehicle	2	N/A
Theft of Motor Vehicle Parts/Accessories	1	N/A

	<u>Index Offense Count</u>	<u>Crime Rate</u>	<u>Population</u>
Turnpike - Raleigh	9		

	<u>Index Offense</u>	<u>Crime Rate</u>	<u>Population</u>
Raleigh	3,069	38.99	78,721

## Randolph

## Elkins PD

<u>Offense</u>	<u>Offense</u>	<u>Crime Rate (per 1,000 persons)</u>
Aggravated Assault	26	3.69
All Other Larceny	48	6.81
Arson	7	0.99
Burglary/Breaking & Entering	48	6.81
Counterfeiting/Forgery	7	0.99
Credit Card/Automatic Teller Fraud	2	0.28
Destruction/Damage/Vandalism of Property	131	18.58
Drug/Narcotic Violations	27	3.83
False Pretenses/Swindle/Confidence Game	7	0.99
Forcible Fondling	2	0.28
Forcible Sodomy	2	0.28
Impersonation	3	0.43
Intimidation	16	2.27
Motor Vehicle Theft	6	0.85
Robbery	4	0.57
Sexual Assault With An Object	1	0.14
Shoplifting	17	2.41
Simple Assault	94	13.33
Theft From Building	53	7.52
Theft From Coin Operated Machine or Device	2	0.28
Theft From Motor Vehicle	45	6.38
Theft of Motor Vehicle Parts/Accessories	19	2.70
Weapon Law Violations	3	0.43

	<u>Index Offense Count</u>	<u>Crime Rate</u>	<u>Population</u>
Elkins PD	268	38.01	7,050

## Elkins SP

<u>Offense</u>	<u>Offense</u>	<u>Crime Rate (per 1,000 persons)</u>
Aggravated Assault	24	N/A
All Other Larceny	122	N/A
Arson	6	N/A
Burglary/Breaking & Entering	59	N/A
Counterfeiting/Forgery	20	N/A
Credit Card/Automatic Teller Fraud	2	N/A
Destruction/Damage/Vandalism of Property	100	N/A
Drug Equipment Violations	1	N/A
Drug/Narcotic Violations	47	N/A
False Pretenses/Swindle/Confidence Game	19	N/A
Forcible Fondling	12	N/A
Forcible Rape	3	N/A
Forcible Sodomy	3	N/A
Impersonation	5	N/A
Incest	1	N/A
Intimidation	18	N/A
Kidnaping/Abduction	2	N/A
Motor Vehicle Theft	14	N/A

Robbery	3	N/A
Sexual Assault With An Object	8	N/A
Shoplifting	26	N/A
Simple Assault	78	N/A
Stolen Property Offenses	4	N/A
Theft From Building	1	N/A
Theft From Motor Vehicle	7	N/A
Weapon Law Violations	6	N/A
Wire Fraud	6	N/A

<u>Index Offense Count</u>	<u>Crime Rate</u>	<u>Population</u>
Elkins SP	259	

## Randolph Co SO

<u>Offense</u>	<u>Offense</u>	<u>Crime Rate (per 1,000 persons)</u>
Aggravated Assault	13	0.61
All Other Larceny	13	0.61
Bribery	1	0.05
Burglary/Breaking & Entering	16	0.75
Counterfeiting/Forgery	4	0.19
Credit Card/Automatic Teller Fraud	1	0.05
Destruction/Damage/Vandalism of Property	20	0.94
Drug Equipment Violations	1	0.05
Drug/Narcotic Violations	14	0.66
Embezzlement	1	0.05
False Pretenses/Swindle/Confidence Game	1	0.05
Intimidation	1	0.05
Motor Vehicle Theft	2	0.09
Pocket-picking	1	0.05
Robbery	1	0.05
Shoplifting	4	0.19
Simple Assault	30	1.41
Theft From Building	12	0.56
Theft From Motor Vehicle	6	0.28
Weapon Law Violations	1	0.05

<u>Index Offense Count</u>	<u>Crime Rate</u>	<u>Population</u>
Randolph Co SO	68	3.19
		21,312

## Randolph

<u>Index Offense</u>	<u>Crime Rate</u>	<u>Population</u>
595	20.98	28,362

## Ritchie

### DNR - 6 - Ritchie

<u>Offense</u>	<u>Offense</u>	<u>Crime Rate (per 1,000 persons)</u>
Weapon Law Violations	1	N/A

<u>Index Offense Count</u>	<u>Crime Rate</u>	<u>Population</u>
DNR - 6 - Ritchie	0	

## Harrisville PD

<u>Offense</u>	<u>Offense</u>	<u>Crime Rate (per 1,000 persons)</u>
All Other Larceny	2	1.06
Burglary/Breaking & Entering	3	1.60
Destruction/Damage/Vandalism of Property	1	0.53
Drug/Narcotic Violations	2	1.06
False Pretenses/Swindle/Confidence Game	2	1.06
Shoplifting	1	0.53
Simple Assault	5	2.66
Theft From Building	2	1.06

	<u>Index Offense Count</u>	<u>Crime Rate</u>	<u>Population</u>
Harrisville PD	8	4.26	1,880

## Harrisville SP

<u>Offense</u>	<u>Offense</u>	<u>Crime Rate (per 1,000 persons)</u>
Aggravated Assault	12	N/A
All Other Larceny	31	N/A
Arson	1	N/A
Burglary/Breaking & Entering	19	N/A
Counterfeiting/Forgery	4	N/A
Credit Card/Automatic Teller Fraud	1	N/A
Destruction/Damage/Vandalism of Property	43	N/A
Drug Equipment Violations	3	N/A
Drug/Narcotic Violations	63	N/A
False Pretenses/Swindle/Confidence Game	13	N/A
Forcible Fondling	1	N/A
Forcible Sodomy	1	N/A
Impersonation	2	N/A
Intimidation	14	N/A
Kidnaping/Abduction	1	N/A
Motor Vehicle Theft	3	N/A
Robbery	1	N/A
Sexual Assault With An Object	1	N/A
Shoplifting	2	N/A
Simple Assault	25	N/A
Theft From Building	7	N/A
Theft From Motor Vehicle	9	N/A
Theft of Motor Vehicle Parts/Accessories	1	N/A
Weapon Law Violations	3	N/A

	<u>Index Offense Count</u>	<u>Crime Rate</u>	<u>Population</u>
Harrisville SP	85		

## Pennsboro PD

<u>Offense</u>	<u>Offense</u>	<u>Crime Rate (per 1,000 persons)</u>
Destruction/Damage/Vandalism of Property	3	2.50
Drug/Narcotic Violations	1	0.83

Intimidation	2	1.67
Weapon Law Violations	1	0.83

	<u>Index Offense Count</u>	<u>Crime Rate</u>	<u>Population</u>
Pennsboro PD	0	0.00	1,199

## Ritchie Co SO

<u>Offense</u>	<u>Offense</u>	<u>Crime Rate (per 1,000 persons)</u>
Aggravated Assault	2	0.27
All Other Larceny	9	1.19
Burglary/Breaking & Entering	25	3.32
Counterfeiting/Forgery	1	0.13
Credit Card/Automatic Teller Fraud	1	0.13
Destruction/Damage/Vandalism of Property	24	3.18
Drug/Narcotic Violations	6	0.80
False Pretenses/Swindle/Confidence Game	1	0.13
Forcible Fondling	2	0.27
Forcible Rape	1	0.13
Intimidation	3	0.40
Motor Vehicle Theft	8	1.06
Purse-snatching	1	0.13
Simple Assault	19	2.52
Statutory Rape	1	0.13
Stolen Property Offenses	1	0.13
Theft From Building	3	0.40
Theft From Motor Vehicle	5	0.66

	<u>Index Offense Count</u>	<u>Crime Rate</u>	<u>Population</u>
Ritchie Co SO	54	7.16	7,540

## Ritchie

	<u>Index Offense</u>	<u>Crime Rate</u>	<u>Population</u>
	147	13.84	10,619

## Roane

### Roane Co SO

<u>Offense</u>	<u>Offense</u>	<u>Crime Rate (per 1,000 persons)</u>
Aggravated Assault	6	0.45
All Other Larceny	58	4.37
Arson	2	0.15
Burglary/Breaking & Entering	1	0.08
Counterfeiting/Forgery	2	0.15
Credit Card/Automatic Teller Fraud	1	0.08
Destruction/Damage/Vandalism of Property	27	2.03
Drug/Narcotic Violations	21	1.58
False Pretenses/Swindle/Confidence Game	3	0.23
Forcible Rape	1	0.08
Impersonation	3	0.23
Intimidation	14	1.05

Motor Vehicle Theft	7	0.53
Sexual Assault With An Object	1	0.08
Shoplifting	1	0.08
Simple Assault	42	3.16
Theft From Building	7	0.53
Theft From Motor Vehicle	2	0.15
Weapon Law Violations	1	0.08

	<u>Index</u>	<u>Offense Count</u>	<u>Crime Rate</u>	<u>Population</u>
Roane Co SO	83		6.25	13,283

### Spencer PD

<u>Offense</u>	<u>Offense</u>	<u>Crime Rate (per 1,000 persons)</u>
Aggravated Assault	3	1.34
All Other Larceny	6	2.68
Burglary/Breaking & Entering	4	1.78
Counterfeiting/Forgery	4	1.78
Credit Card/Automatic Teller Fraud	1	0.45
Destruction/Damage/Vandalism of Property	30	13.38
Drug/Narcotic Violations	17	7.58
False Pretenses/Swindle/Confidence Game	2	0.89
Intimidation	4	1.78
Motor Vehicle Theft	1	0.45
Pocket-picking	1	0.45
Shoplifting	16	7.14
Simple Assault	26	11.60
Theft From Building	17	7.58
Theft From Motor Vehicle	8	3.57
Theft of Motor Vehicle Parts/Accessories	2	0.89

	<u>Index</u>	<u>Offense Count</u>	<u>Crime Rate</u>	<u>Population</u>
Spencer PD	58		25.87	2,242

### Spencer SP

<u>Offense</u>	<u>Offense</u>	<u>Crime Rate (per 1,000 persons)</u>
Aggravated Assault	14	N/A
All Other Larceny	21	N/A
Arson	1	N/A
Burglary/Breaking & Entering	14	N/A
Counterfeiting/Forgery	3	N/A
Credit Card/Automatic Teller Fraud	1	N/A
Destruction/Damage/Vandalism of Property	28	N/A
Drug Equipment Violations	2	N/A
Drug/Narcotic Violations	64	N/A
False Pretenses/Swindle/Confidence Game	6	N/A
Forcible Fondling	2	N/A
Forcible Rape	1	N/A
Impersonation	3	N/A
Incest	1	N/A

Intimidation	6	N/A
Motor Vehicle Theft	1	N/A
Murder and Nonnegligent Manslaughter	1	N/A
Robbery	1	N/A
Simple Assault	33	N/A
Theft From Building	2	N/A
Theft From Motor Vehicle	2	N/A
Theft of Motor Vehicle Parts/Accessories	3	N/A

	<u>Index Offense Count</u>	<u>Crime Rate</u>	<u>Population</u>
Spencer SP	60		

## Roane

	<u>Index Offense</u>	<u>Crime Rate</u>	<u>Population</u>
	201	12.95	15,525

## Summers

### DNR - 4 - Summers

<u>Offense</u>	<u>Offense</u>	<u>Crime Rate (per 1,000 persons)</u>
Drug/Narcotic Violations	5	N/A

	<u>Index Offense Count</u>	<u>Crime Rate</u>	<u>Population</u>
DNR - 4 - Summers	0		

### Hinton PD

<u>Offense</u>	<u>Offense</u>	<u>Crime Rate (per 1,000 persons)</u>
Aggravated Assault	10	3.81
All Other Larceny	8	3.05
Burglary/Breaking & Entering	9	3.43
Counterfeiting/Forgery	7	2.67
Destruction/Damage/Vandalism of Property	27	10.30
Drug Equipment Violations	1	0.38
Drug/Narcotic Violations	19	7.25
Embezzlement	1	0.38
False Pretenses/Swindle/Confidence Game	4	1.53
Impersonation	1	0.38
Intimidation	11	4.20
Purse-snatching	2	0.76
Robbery	1	0.38
Shoplifting	24	9.15
Simple Assault	29	11.06
Stolen Property Offenses	2	0.76
Theft From Building	8	3.05
Theft From Motor Vehicle	4	1.53
Theft of Motor Vehicle Parts/Accessories	2	0.76
Weapon Law Violations	3	1.14

	<u>Index Offense Count</u>	<u>Crime Rate</u>	<u>Population</u>
Hinton PD	68	25.93	2,622

## Hinton SP

<u>Offense</u>	<u>Offense</u>	<u>Crime Rate (per 1,000 persons)</u>
Aggravated Assault	7	N/A
All Other Larceny	27	N/A
Burglary/Breaking & Entering	40	N/A
Counterfeiting/Forgery	8	N/A
Credit Card/Automatic Teller Fraud	1	N/A
Destruction/Damage/Vandalism of Property	29	N/A
Drug/Narcotic Violations	4	N/A
Embezzlement	1	N/A
False Pretenses/Swindle/Confidence Game	5	N/A
Forcible Fondling	2	N/A
Intimidation	2	N/A
Motor Vehicle Theft	6	N/A
Robbery	1	N/A
Sexual Assault With An Object	1	N/A
Simple Assault	14	N/A
Statutory Rape	1	N/A
Stolen Property Offenses	1	N/A
Theft From Building	3	N/A
Theft From Motor Vehicle	17	N/A
Theft of Motor Vehicle Parts/Accessories	3	N/A
Weapon Law Violations	1	N/A

	<u>Index Offense Count</u>	<u>Crime Rate</u>	<u>Population</u>
Hinton SP	104		

## Summers Co SO

<u>Offense</u>	<u>Offense</u>	<u>Crime Rate (per 1,000 persons)</u>
Aggravated Assault	3	0.28
All Other Larceny	34	3.17
Burglary/Breaking & Entering	14	1.30
Counterfeiting/Forgery	1	0.09
Destruction/Damage/Vandalism of Property	7	0.65
Drug/Narcotic Violations	5	0.47
Intimidation	3	0.28
Robbery	1	0.09
Simple Assault	21	1.96
Stolen Property Offenses	1	0.09
Theft From Motor Vehicle	1	0.09

	<u>Index Offense Count</u>	<u>Crime Rate</u>	<u>Population</u>
Summers Co SO	53	4.94	10,735

	<u>Index Offense</u>	<u>Crime Rate</u>	<u>Population</u>
Summers	225	16.85	13,357

## Taylor



## Grafton PD

<u>Offense</u>	<u>Offense</u>	<u>Crime Rate (per 1,000 persons)</u>
All Other Larceny	6	1.12
Burglary/Breaking & Entering	5	0.93
Counterfeiting/Forgery	2	0.37
Drug/Narcotic Violations	2	0.37
False Pretenses/Swindle/Confidence Game	1	0.19
Intimidation	2	0.37
Motor Vehicle Theft	2	0.37
Shoplifting	2	0.37
Simple Assault	15	2.79
Theft From Building	2	0.37
Theft From Motor Vehicle	3	0.56
Weapon Law Violations	2	0.37

	<u>Index Offense Count</u>	<u>Crime Rate</u>	<u>Population</u>
Grafton PD	20	3.72	5,372

## Grafton SP

<u>Offense</u>	<u>Offense</u>	<u>Crime Rate (per 1,000 persons)</u>
All Other Larceny	9	N/A
Burglary/Breaking & Entering	8	N/A
Counterfeiting/Forgery	1	N/A
Destruction/Damage/Vandalism of Property	11	N/A
Drug/Narcotic Violations	4	N/A
False Pretenses/Swindle/Confidence Game	1	N/A
Intimidation	4	N/A
Motor Vehicle Theft	1	N/A
Simple Assault	11	N/A
Theft From Building	2	N/A
Theft From Motor Vehicle	2	N/A
Theft of Motor Vehicle Parts/Accessories	1	N/A

	<u>Index Offense Count</u>	<u>Crime Rate</u>	<u>Population</u>
Grafton SP	23		

## Taylor Co SO

<u>Offense</u>	<u>Offense</u>	<u>Crime Rate (per 1,000 persons)</u>
All Other Larceny	4	0.37
Burglary/Breaking & Entering	3	0.28
Destruction/Damage/Vandalism of Property	1	0.09
Drug/Narcotic Violations	2	0.18
Intimidation	1	0.09
Motor Vehicle Theft	4	0.37
Pornography/Obscene Material	1	0.09
Simple Assault	1	0.09
Theft From Motor Vehicle	1	0.09

Taylor Co SO	<u>Index Offense Count</u>	<u>Crime Rate</u>	<u>Population</u>
	12	1.10	10,882

## Taylor

	<u>Index Offense</u>	<u>Crime Rate</u>	<u>Population</u>
	55	3.38	16,254

## Tucker

### Parsons SP

<u>Offense</u>	<u>Offense</u>	<u>Crime Rate (per 1,000 persons)</u>
Aggravated Assault	5	N/A
All Other Larceny	26	N/A
Burglary/Breaking & Entering	29	N/A
Counterfeiting/Forgery	3	N/A
Destruction/Damage/Vandalism of Property	29	N/A
Drug/Narcotic Violations	13	N/A
Extortion/Blackmail	1	N/A
False Pretenses/Swindle/Confidence Game	4	N/A
Forcible Fondling	6	N/A
Impersonation	3	N/A
Intimidation	13	N/A
Motor Vehicle Theft	4	N/A
Pornography/Obscene Material	1	N/A
Shoplifting	1	N/A
Simple Assault	19	N/A
Statutory Rape	1	N/A
Stolen Property Offenses	1	N/A
Theft From Building	1	N/A
Theft From Motor Vehicle	2	N/A
Weapon Law Violations	2	N/A

Parsons SP	<u>Index Offense Count</u>	<u>Crime Rate</u>	<u>Population</u>
	68		

### Tucker Co SO

<u>Offense</u>	<u>Offense</u>	<u>Crime Rate (per 1,000 persons)</u>
All Other Larceny	4	0.74
Burglary/Breaking & Entering	1	0.19

Tucker Co SO	<u>Index Offense Count</u>	<u>Crime Rate</u>	<u>Population</u>
	5	0.93	5,393

## Tucker

	<u>Index Offense</u>	<u>Crime Rate</u>	<u>Population</u>
	73	13.54	5,393

## Tyler

### Paden City PD

<u>Offense</u>	<u>Offense</u>	<u>Crime Rate (per 1,000 persons)</u>
----------------	----------------	---------------------------------------

Aggravated Assault	5	1.88
Drug/Narcotic Violations	1	0.38
Intimidation	1	0.38
Shoplifting	2	0.75
Simple Assault	2	0.75

	<u>Index Offense Count</u>	<u>Crime Rate</u>	<u>Population</u>
Paden City PD	7	2.63	2,659

## Sistersville PD

<u>Offense</u>	<u>Offense</u>	<u>Crime Rate (per 1,000 persons)</u>
All Other Larceny	4	2.70
Burglary/Breaking & Entering	1	0.68
Destruction/Damage/Vandalism of Property	1	0.68
Drug/Narcotic Violations	4	2.70
Forcible Fondling	2	1.35
Intimidation	1	0.68
Shoplifting	1	0.68
Simple Assault	6	4.06
Theft From Building	3	2.03
Theft From Motor Vehicle	2	1.35

	<u>Index Offense Count</u>	<u>Crime Rate</u>	<u>Population</u>
Sistersville PD	11	7.44	1,479

## Tyler Co SO

<u>Offense</u>	<u>Offense</u>	<u>Crime Rate (per 1,000 persons)</u>
Aggravated Assault	1	0.15
All Other Larceny	4	0.59
Burglary/Breaking & Entering	2	0.29
Destruction/Damage/Vandalism of Property	1	0.15
Drug Equipment Violations	1	0.15
Drug/Narcotic Violations	5	0.73
Forcible Rape	1	0.15
Intimidation	1	0.15
Simple Assault	8	1.17
Theft From Building	2	0.29
Theft From Motor Vehicle	2	0.29

	<u>Index Offense Count</u>	<u>Crime Rate</u>	<u>Population</u>
Tyler Co SO	12	1.76	6,831

## Tyler

	<u>Index Offense</u>	<u>Crime Rate</u>	<u>Population</u>
	30	2.73	10,969

## UPSHUR

### BCI - Buckhannon

<u>Offense</u>	<u>Offense</u>	<u>Crime Rate (per 1,000 persons)</u>
Drug/Narcotic Violations	59	N/A

False Pretenses/Swindle/Confidence Game	1	N/A
Impersonation	1	N/A

<u>Index Offense Count</u>	<u>Crime Rate</u>	<u>Population</u>
0		

BCI - Buckhannon

## Buckhannon PD

<u>Offense</u>	<u>Offense</u>	<u>Crime Rate (per 1,000 persons)</u>
Aggravated Assault	6	1.08
All Other Larceny	9	1.62
Arson	1	0.18
Burglary/Breaking & Entering	8	1.44
Counterfeiting/Forgery	1	0.18
Credit Card/Automatic Teller Fraud	1	0.18
Destruction/Damage/Vandalism of Property	25	4.50
Drug Equipment Violations	1	0.18
Drug/Narcotic Violations	16	2.88
Embezzlement	1	0.18
False Pretenses/Swindle/Confidence Game	5	0.90
Forcible Rape	1	0.18
Intimidation	4	0.72
Motor Vehicle Theft	3	0.54
Robbery	1	0.18
Shoplifting	11	1.98
Simple Assault	55	9.91
Theft From Building	14	2.52
Theft From Motor Vehicle	13	2.34

<u>Index Offense Count</u>	<u>Crime Rate</u>	<u>Population</u>
66	11.89	5,551

Buckhannon PD

## Buckhannon SP

<u>Offense</u>	<u>Offense</u>	<u>Crime Rate (per 1,000 persons)</u>
Aggravated Assault	4	N/A
All Other Larceny	48	N/A
Arson	1	N/A
Burglary/Breaking & Entering	12	N/A
Counterfeiting/Forgery	12	N/A
Credit Card/Automatic Teller Fraud	2	N/A
Destruction/Damage/Vandalism of Property	80	N/A
Drug Equipment Violations	1	N/A
Drug/Narcotic Violations	9	N/A
False Pretenses/Swindle/Confidence Game	6	N/A
Forcible Fondling	4	N/A
Forcible Rape	4	N/A
Impersonation	4	N/A
Intimidation	16	N/A
Motor Vehicle Theft	15	N/A
Sexual Assault With An Object	1	N/A

Shoplifting	1	N/A
Simple Assault	54	N/A
Statutory Rape	1	N/A
Stolen Property Offenses	1	N/A
Theft From Motor Vehicle	19	N/A
Theft of Motor Vehicle Parts/Accessories	22	N/A
Weapon Law Violations	2	N/A
Wire Fraud	1	N/A

	<u>Index Offense Count</u>	<u>Crime Rate</u>	<u>Population</u>
Buckhannon SP	125		

## Upshur Co SO

<u>Offense</u>	<u>Offense</u>	<u>Crime Rate (per 1,000 persons)</u>
Aggravated Assault	3	0.17
All Other Larceny	53	2.93
Burglary/Breaking & Entering	15	0.83
Counterfeiting/Forgery	6	0.33
Destruction/Damage/Vandalism of Property	52	2.88
Drug Equipment Violations	1	0.06
Drug/Narcotic Violations	7	0.39
Embezzlement	1	0.06
False Pretenses/Swindle/Confidence Game	21	1.16
Forcible Fondling	2	0.11
Forcible Rape	3	0.17
Impersonation	2	0.11
Intimidation	9	0.50
Motor Vehicle Theft	8	0.44
Shoplifting	3	0.17
Simple Assault	40	2.21
Theft From Building	5	0.28
Theft From Motor Vehicle	8	0.44
Theft of Motor Vehicle Parts/Accessories	2	0.11

	<u>Index Offense Count</u>	<u>Crime Rate</u>	<u>Population</u>
Upshur Co SO	100	5.54	18,060

## Upshur

	<u>Index Offense</u>	<u>Crime Rate</u>	<u>Population</u>
	291	12.32	23,611

## Wayne

### Ceredo PD

<u>Offense</u>	<u>Offense</u>	<u>Crime Rate (per 1,000 persons)</u>
Aggravated Assault	4	2.49
All Other Larceny	1	0.62
Burglary/Breaking & Entering	7	4.36
Destruction/Damage/Vandalism of Property	9	5.60
Drug/Narcotic Violations	19	11.82

False Pretenses/Swindle/Confidence Game	1	0.62
Intimidation	4	2.49
Motor Vehicle Theft	5	3.11
Robbery	1	0.62
Simple Assault	10	6.22
Theft From Building	21	13.07
Theft From Motor Vehicle	5	3.11
Theft of Motor Vehicle Parts/Accessories	4	2.49
Weapon Law Violations	2	1.24

	<u>Index Offense Count</u>	<u>Crime Rate</u>	<u>Population</u>
Ceredo PD	48	29.87	1,607

## Kenova PD

<u>Offense</u>	<u>Offense</u>	<u>Crime Rate (per 1,000 persons)</u>
Aggravated Assault	7	2.11
All Other Larceny	79	23.76
Burglary/Breaking & Entering	40	12.03
Counterfeiting/Forgery	8	2.41
Credit Card/Automatic Teller Fraud	2	0.60
Destruction/Damage/Vandalism of Property	48	14.44
Drug Equipment Violations	5	1.50
Drug/Narcotic Violations	21	6.32
False Pretenses/Swindle/Confidence Game	3	0.90
Forcible Fondling	2	0.60
Forcible Rape	2	0.60
Intimidation	15	4.51
Kidnaping/Abduction	1	0.30
Motor Vehicle Theft	17	5.11
Murder and Nonnegligent Manslaughter	1	0.30
Pocket-picking	6	1.80
Purse-snatching	1	0.30
Robbery	10	3.01
Shoplifting	11	3.31
Simple Assault	42	12.63
Stolen Property Offenses	1	0.30
Theft From Building	2	0.60
Theft From Motor Vehicle	42	12.63
Theft of Motor Vehicle Parts/Accessories	4	1.20

	<u>Index Offense Count</u>	<u>Crime Rate</u>	<u>Population</u>
Kenova PD	222	66.77	3,325

## Wayne Co SO

<u>Offense</u>	<u>Offense</u>	<u>Crime Rate (per 1,000 persons)</u>
Aggravated Assault	1	0.03
All Other Larceny	34	1.11
Burglary/Breaking & Entering	60	1.97
Drug/Narcotic Violations	8	0.26

Intimidation	3	0.10
Motor Vehicle Theft	11	0.36
Robbery	1	0.03
Simple Assault	53	1.74
Theft From Building	7	0.23
Theft From Coin Operated Machine or Device	1	0.03
Theft From Motor Vehicle	24	0.79
Theft of Motor Vehicle Parts/Accessories	7	0.23

	<u>Index Offense Count</u>	<u>Crime Rate</u>	<u>Population</u>
Wayne Co SO	146	4.78	30,517

## Wayne SP

<u>Offense</u>	<u>Offense</u>	<u>Crime Rate (per 1,000 persons)</u>
Aggravated Assault	22	N/A
All Other Larceny	128	N/A
Arson	4	N/A
Burglary/Breaking & Entering	132	N/A
Counterfeiting/Forgery	9	N/A
Credit Card/Automatic Teller Fraud	9	N/A
Destruction/Damage/Vandalism of Property	154	N/A
Drug Equipment Violations	1	N/A
Drug/Narcotic Violations	65	N/A
Embezzlement	3	N/A
False Pretenses/Swindle/Confidence Game	12	N/A
Forcible Fondling	2	N/A
Forcible Rape	2	N/A
Impersonation	10	N/A
Intimidation	60	N/A
Motor Vehicle Theft	40	N/A
Pocket-picking	1	N/A
Pornography/Obscene Material	2	N/A
Purse-snatching	1	N/A
Robbery	4	N/A
Sexual Assault With An Object	3	N/A
Shoplifting	4	N/A
Simple Assault	113	N/A
Stolen Property Offenses	3	N/A
Theft From Building	22	N/A
Theft From Coin Operated Machine or Device	2	N/A
Theft From Motor Vehicle	86	N/A
Theft of Motor Vehicle Parts/Accessories	22	N/A
Weapon Law Violations	3	N/A

	<u>Index Offense Count</u>	<u>Crime Rate</u>	<u>Population</u>
Wayne SP	466		

# Wayne

<u>Index Offense</u>	<u>Crime Rate</u>	<u>Population</u>
882	24.88	35,449

# Webster

## DNR - 3 - Webster

<u>Offense</u>	<u>Offense</u>	<u>Crime Rate (per 1,000 persons)</u>
Stolen Property Offenses	1	N/A
Weapon Law Violations	1	N/A

DNR - 3 - Webster	<u>Index Offense Count</u>	<u>Crime Rate</u>	<u>Population</u>
	0		

## Upperglade SP

<u>Offense</u>	<u>Offense</u>	<u>Crime Rate (per 1,000 persons)</u>
Aggravated Assault	37	N/A
All Other Larceny	29	N/A
Arson	1	N/A
Burglary/Breaking & Entering	20	N/A
Counterfeiting/Forgery	4	N/A
Destruction/Damage/Vandalism of Property	37	N/A
Drug/Narcotic Violations	38	N/A
False Pretenses/Swindle/Confidence Game	4	N/A
Impersonation	1	N/A
Intimidation	9	N/A
Kidnaping/Abduction	1	N/A
Motor Vehicle Theft	5	N/A
Pornography/Obscene Material	1	N/A
Shoplifting	1	N/A
Simple Assault	19	N/A
Statutory Rape	2	N/A
Stolen Property Offenses	1	N/A
Theft From Building	5	N/A
Theft From Motor Vehicle	2	N/A
Theft of Motor Vehicle Parts/Accessories	12	N/A
Weapon Law Violations	1	N/A

Upperglade SP	<u>Index Offense Count</u>	<u>Crime Rate</u>	<u>Population</u>
	111		

# Webster

<u>Index Offense</u>	<u>Crime Rate</u>	<u>Population</u>
111		

# Wetzel

## Hundred SP

<u>Offense</u>	<u>Offense</u>	<u>Crime Rate (per 1,000 persons)</u>
Aggravated Assault	3	N/A
All Other Larceny	12	N/A



Arson	1	N/A
Burglary/Breaking & Entering	8	N/A
Counterfeiting/Forgery	1	N/A
Destruction/Damage/Vandalism of Property	18	N/A
Drug/Narcotic Violations	14	N/A
False Pretenses/Swindle/Confidence Game	3	N/A
Forcible Sodomy	1	N/A
Intimidation	5	N/A
Motor Vehicle Theft	4	N/A
Sexual Assault With An Object	3	N/A
Simple Assault	22	N/A
Theft From Building	1	N/A
Theft From Motor Vehicle	3	N/A
Theft of Motor Vehicle Parts/Accessories	3	N/A
Weapon Law Violations	4	N/A

	<u>Index Offense Count</u>	<u>Crime Rate</u>	<u>Population</u>
Hundred SP	34		

### Paden City SP

<u>Offense</u>	<u>Offense</u>	<u>Crime Rate (per 1,000 persons)</u>
Aggravated Assault	1	N/A
All Other Larceny	8	N/A
Burglary/Breaking & Entering	5	N/A
Counterfeiting/Forgery	4	N/A
Destruction/Damage/Vandalism of Property	12	N/A
Drug/Narcotic Violations	16	N/A
False Pretenses/Swindle/Confidence Game	4	N/A
Forcible Rape	1	N/A
Impersonation	3	N/A
Intimidation	4	N/A
Pocket-picking	1	N/A
Shoplifting	2	N/A
Simple Assault	14	N/A
Theft From Building	1	N/A
Theft From Motor Vehicle	1	N/A
Theft of Motor Vehicle Parts/Accessories	1	N/A
Weapon Law Violations	2	N/A

	<u>Index Offense Count</u>	<u>Crime Rate</u>	<u>Population</u>
Paden City SP	21		

### Wetzel

	<u>Index Offense</u>	<u>Crime Rate</u>	<u>Population</u>
	55		

### Wirt

### Elizabeth SP

<u>Offense</u>	<u>Offense</u>	<u>Crime Rate (per 1,000 persons)</u>
----------------	----------------	---------------------------------------

Aggravated Assault	9	N/A
All Other Larceny	39	N/A
Arson	1	N/A
Burglary/Breaking & Entering	33	N/A
Counterfeiting/Forgery	2	N/A
Credit Card/Automatic Teller Fraud	2	N/A
Destruction/Damage/Vandalism of Property	42	N/A
Drug/Narcotic Violations	12	N/A
False Pretenses/Swindle/Confidence Game	1	N/A
Forcible Fondling	2	N/A
Forcible Rape	2	N/A
Impersonation	2	N/A
Intimidation	8	N/A
Motor Vehicle Theft	8	N/A
Murder and Nonnegligent Manslaughter	1	N/A
Shoplifting	3	N/A
Simple Assault	26	N/A
Theft From Building	2	N/A
Theft From Motor Vehicle	2	N/A
Theft of Motor Vehicle Parts/Accessories	3	N/A
Weapon Law Violations	1	N/A

	<u>Index Offense Count</u>	<u>Crime Rate</u>	<u>Population</u>
Elizabeth SP	102		

## Wirt Co SO

<u>Offense</u>	<u>Offense</u>	<u>Crime Rate (per 1,000 persons)</u>
Aggravated Assault	1	0.17
All Other Larceny	7	1.17
Arson	1	0.17
Burglary/Breaking & Entering	11	1.84
Counterfeiting/Forgery	7	1.17
Destruction/Damage/Vandalism of Property	10	1.68
False Pretenses/Swindle/Confidence Game	6	1.01
Forcible Fondling	1	0.17
Intimidation	3	0.50
Motor Vehicle Theft	4	0.67
Simple Assault	6	1.01
Statutory Rape	1	0.17
Theft From Building	2	0.34
Theft From Motor Vehicle	8	1.34
Theft of Motor Vehicle Parts/Accessories	1	0.17

	<u>Index Offense Count</u>	<u>Crime Rate</u>	<u>Population</u>
Wirt Co SO	34	5.70	5,965

## Wirt

	<u>Index Offense</u>	<u>Crime Rate</u>	<u>Population</u>
	136	22.80	5,965

# Wood

## DNR - 6 - Wood

<u>Offense</u>	<u>Offense</u>	<u>Crime Rate (per 1,000 persons)</u>
Weapon Law Violations	3	N/A

	<u>Index Offense Count</u>	<u>Crime Rate</u>	<u>Population</u>
DNR - 6 - Wood	0		

## Parkersburg PD

<u>Offense</u>	<u>Offense</u>	<u>Crime Rate (per 1,000 persons)</u>
Aggravated Assault	38	1.20
All Other Larceny	546	17.30
Arson	18	0.57
Burglary/Breaking & Entering	230	7.29
Counterfeiting/Forgery	74	2.34
Credit Card/Automatic Teller Fraud	2	0.06
Destruction/Damage/Vandalism of Property	411	13.02
Drug Equipment Violations	1	0.03
Drug/Narcotic Violations	299	9.47
Embezzlement	20	0.63
False Pretenses/Swindle/Confidence Game	98	3.10
Forcible Fondling	7	0.22
Forcible Rape	19	0.60
Forcible Sodomy	4	0.13
Intimidation	26	0.82
Kidnaping/Abduction	3	0.10
Motor Vehicle Theft	51	1.62
Murder and Nonnegligent Manslaughter	1	0.03
Pocket-picking	2	0.06
Pornography/Obscene Material	2	0.06
Robbery	16	0.51
Sexual Assault With An Object	3	0.10
Shoplifting	196	6.21
Simple Assault	460	14.57
Statutory Rape	13	0.41
Stolen Property Offenses	2	0.06
Theft From Motor Vehicle	216	6.84
Weapon Law Violations	12	0.38

	<u>Index Offense Count</u>	<u>Crime Rate</u>	<u>Population</u>
Parkersburg PD	1,315	41.66	31,562

## Parkersburg SP

<u>Offense</u>	<u>Offense</u>	<u>Crime Rate (per 1,000 persons)</u>
Aggravated Assault	10	N/A
All Other Larceny	123	N/A
Arson	2	N/A
Burglary/Breaking & Entering	46	N/A

Counterfeiting/Forgery	7	N/A
Credit Card/Automatic Teller Fraud	2	N/A
Destruction/Damage/Vandalism of Property	77	N/A
Drug/Narcotic Violations	120	N/A
False Pretenses/Swindle/Confidence Game	35	N/A
Forcible Fondling	1	N/A
Forcible Rape	1	N/A
Impersonation	3	N/A
Intimidation	9	N/A
Motor Vehicle Theft	19	N/A
Pornography/Obscene Material	1	N/A
Sexual Assault With An Object	3	N/A
Shoplifting	7	N/A
Simple Assault	28	N/A
Stolen Property Offenses	5	N/A
Theft From Building	6	N/A
Theft From Motor Vehicle	18	N/A
Theft of Motor Vehicle Parts/Accessories	1	N/A
Weapon Law Violations	3	N/A

	<u>Index Offense Count</u>	<u>Crime Rate</u>	<u>Population</u>
Parkersburg SP	231		

### tf Parkersburg Vio Crime Narc

<u>Offense</u>	<u>Offense</u>	<u>Crime Rate (per 1,000 persons)</u>
Drug/Narcotic Violations	21	N/A

	<u>Index Offense Count</u>	<u>Crime Rate</u>	<u>Population</u>
tf Parkersburg Vio Crime Narc	0		

### Vienna PD

<u>Offense</u>	<u>Offense</u>	<u>Crime Rate (per 1,000 persons)</u>
Aggravated Assault	8	0.75
All Other Larceny	62	5.81
Arson	1	0.09
Burglary/Breaking & Entering	31	2.91
Counterfeiting/Forgery	12	1.12
Credit Card/Automatic Teller Fraud	12	1.12
Destruction/Damage/Vandalism of Property	59	5.53
Drug/Narcotic Violations	24	2.25
Embezzlement	10	0.94
False Pretenses/Swindle/Confidence Game	5	0.47
Impersonation	3	0.28
Intimidation	19	1.78
Motor Vehicle Theft	6	0.56
Murder and Nonnegligent Manslaughter	1	0.09
Purse-snatching	4	0.37
Shoplifting	216	20.25
Simple Assault	64	6.00

Statutory Rape	1	0.09
Stolen Property Offenses	1	0.09
Theft From Building	2	0.19
Theft From Coin Operated Machine or Device	2	0.19
Theft From Motor Vehicle	50	4.69
Weapon Law Violations	1	0.09

	<u>Index Offense Count</u>	<u>Crime Rate</u>	<u>Population</u>
Vienna PD	382	35.81	10,667

## Williamstown PD

<u>Offense</u>	<u>Offense</u>	<u>Crime Rate (per 1,000 persons)</u>
All Other Larceny	6	2.02
Burglary/Breaking & Entering	3	1.01
Counterfeiting/Forgery	1	0.34
Credit Card/Automatic Teller Fraud	2	0.67
Destruction/Damage/Vandalism of Property	13	4.37
Forcible Rape	1	0.34
Intimidation	1	0.34
Purse-snatching	1	0.34
Shoplifting	1	0.34
Simple Assault	13	4.37
Theft From Building	9	3.03
Theft From Motor Vehicle	8	2.69
Weapon Law Violations	1	0.34

	<u>Index Offense Count</u>	<u>Crime Rate</u>	<u>Population</u>
Williamstown PD	29	9.75	2,975

## Wood Co SO

<u>Offense</u>	<u>Offense</u>	<u>Crime Rate (per 1,000 persons)</u>
Aggravated Assault	24	0.59
All Other Larceny	208	5.10
Arson	4	0.10
Burglary/Breaking & Entering	158	3.87
Counterfeiting/Forgery	15	0.37
Credit Card/Automatic Teller Fraud	9	0.22
Destruction/Damage/Vandalism of Property	311	7.62
Drug/Narcotic Violations	70	1.72
Embezzlement	1	0.02
False Pretenses/Swindle/Confidence Game	6	0.15
Forcible Fondling	8	0.20
Forcible Rape	4	0.10
Intimidation	144	3.53
Motor Vehicle Theft	34	0.83
Murder and Nonnegligent Manslaughter	1	0.02
Pornography/Obscene Material	3	0.07
Robbery	5	0.12
Sexual Assault With An Object	8	0.20

Shoplifting	33	0.81
Simple Assault	168	4.12
Stolen Property Offenses	6	0.15
Theft From Coin Operated Machine or Device	1	0.02
Theft From Motor Vehicle	151	3.70
Theft of Motor Vehicle Parts/Accessories	5	0.12
Weapon Law Violations	13	0.32

	<u>Index Offense Count</u>	<u>Crime Rate</u>	<u>Population</u>
Wood Co SO	624	15.30	40,791

<b>Wood</b>	<u>Index Offense</u>	<u>Crime Rate</u>	<u>Population</u>
	2,581	30.01	85,995

## Wyoming

### DNR - 4 - Wyoming

<u>Offense</u>	<u>Offense</u>	<u>Crime Rate (per 1,000 persons)</u>
Drug/Narcotic Violations	8	N/A

	<u>Index Offense Count</u>	<u>Crime Rate</u>	<u>Population</u>
DNR - 4 - Wyoming	0		

### Jesse SP

<u>Offense</u>	<u>Offense</u>	<u>Crime Rate (per 1,000 persons)</u>
Aggravated Assault	7	N/A
All Other Larceny	19	N/A
Arson	1	N/A
Burglary/Breaking & Entering	15	N/A
Counterfeiting/Forgery	7	N/A
Credit Card/Automatic Teller Fraud	1	N/A
Destruction/Damage/Vandalism of Property	16	N/A
Drug/Narcotic Violations	8	N/A
False Pretenses/Swindle/Confidence Game	5	N/A
Forcible Fondling	2	N/A
Forcible Rape	2	N/A
Forcible Sodomy	2	N/A
Impersonation	1	N/A
Intimidation	5	N/A
Motor Vehicle Theft	5	N/A
Shoplifting	1	N/A
Simple Assault	8	N/A
Theft From Building	2	N/A
Theft From Motor Vehicle	13	N/A
Theft of Motor Vehicle Parts/Accessories	3	N/A
Weapon Law Violations	1	N/A

	<u>Index Offense Count</u>	<u>Crime Rate</u>	<u>Population</u>
Jesse SP	67		

## Mullens PD

<u>Offense</u>	<u>Offense</u>	<u>Crime Rate (per 1,000 persons)</u>
Burglary/Breaking & Entering	1	0.62
	<u>Index Offense Count</u>	<u>Crime Rate</u> <u>Population</u>
Mullens PD	1	0.62    1,612

## Oceana PD

<u>Offense</u>	<u>Offense</u>	<u>Crime Rate (per 1,000 persons)</u>
Aggravated Assault	5	3.46
All Other Larceny	8	5.54
Burglary/Breaking & Entering	6	4.15
Counterfeiting/Forgery	14	9.69
Destruction/Damage/Vandalism of Property	26	17.99
Drug/Narcotic Violations	54	37.37
False Pretenses/Swindle/Confidence Game	18	12.46
Forcible Fondling	1	0.69
Impersonation	1	0.69
Motor Vehicle Theft	4	2.77
Murder and Nonnegligent Manslaughter	1	0.69
Purse-snatching	1	0.69
Shoplifting	39	26.99
Simple Assault	30	20.76
Theft From Building	21	14.53
Theft From Motor Vehicle	11	7.61
	<u>Index Offense Count</u>	<u>Crime Rate</u> <u>Population</u>
Oceana PD	96	66.44    1,445

## Wyoming Co SO

<u>Offense</u>	<u>Offense</u>	<u>Crime Rate (per 1,000 persons)</u>
Aggravated Assault	2	0.10
All Other Larceny	9	0.45
Burglary/Breaking & Entering	167	8.27
Credit Card/Automatic Teller Fraud	1	0.05
Destruction/Damage/Vandalism of Property	24	1.19
Drug/Narcotic Violations	1	0.05
False Pretenses/Swindle/Confidence Game	1	0.05
Motor Vehicle Theft	5	0.25
Robbery	1	0.05
Sexual Assault With An Object	1	0.05
Shoplifting	1	0.05
Simple Assault	17	0.84
Theft From Building	4	0.20
Theft From Motor Vehicle	42	2.08
Theft of Motor Vehicle Parts/Accessories	4	0.20
	<u>Index Offense Count</u>	<u>Crime Rate</u> <u>Population</u>
Wyoming Co SO	235	11.64    20,197

# Wyoming

<u>Index Offense</u>	<u>Crime Rate</u>	<u>Population</u>
399	17.16	23,254



# SECTION I

# Number of Criminal Incidents, Offenses, Persons Victimized and Offenders Known to Law Enforcement

2008

COUNTY	AGENCY	Population	Incidents	Offenses	Victims	Offenders
<b><u>Barbour</u></b>						
	Barbour Co SO	11,095	23	31	27	12
	Belington PD	1,831	25	25	20	20
	Philippi PD	2,821	99	128	78	102
	Philippi SP	0	205	261	223	154
		<b>15,747</b>	<b>352</b>	<b>445</b>	<b>348</b>	<b>288</b>
<b><u>Berkeley</u></b>						
	Berkeley Co SO	83,903	2,060	2,665	2,100	1,555
	Martinsburg PD	16,610	2,149	3,196	1,513	2,536
	DNR - 2 - Berkeley	0	4	4	0	4
	tf Eastern Panhandle Drug & Vio	0	252	314	1	314
	Martinsburg SP	0	1,518	1,992	1,348	1,428
		<b>100,513</b>	<b>5,983</b>	<b>8,171</b>	<b>4,962</b>	<b>5,837</b>
<b><u>Boone</u></b>						
	Boone Co SO	21,164	167	175	151	119
	Madison PD	2,610	6	14	12	14
	DNR - 5 - Boone	0	7	7	0	7
	Danville PD	538	16	21	7	21
	Danville SP	0	525	609	449	426
	Whitesville SP	0	147	189	122	189
		<b>24,312</b>	<b>868</b>	<b>1,015</b>	<b>741</b>	<b>776</b>
<b><u>Braxton</u></b>						
	Braxton Co SO	12,416	136	176	104	176
	Sutton SP	0	329	483	268	356
		<b>12,416</b>	<b>465</b>	<b>659</b>	<b>372</b>	<b>532</b>

# Number of Criminal Incidents, Offenses, Persons Victimized and Offenders Known to Law Enforcement

2008

COUNTY	AGENCY	Population	Incidents	Offenses	Victims	Offenders
<b>Brooke</b>						
	Brooke Co SO	13,655	254	306	268	306
	Follansbee PD	2,893	86	127	90	125
	Wellsburg PD	2,648	99	143	105	143
	Bethany PD	977	10	10	8	10
	Wellsburg SP	0	51	56	40	56
		<b>20,173</b>	<b>499</b>	<b>642</b>	<b>511</b>	<b>640</b>
<b>CABELL</b>						
	Cabell CO SO	42,612	1,775	2,662	1,978	1,854
	Barboursville PD	3,276	583	874	303	712
	Huntington PD	48,669	5,906	6,360	5,139	2,533
	Milton PD	2,377	66	67	46	30
	Marshall Univ Police	0	294	666	298	635
	DNR - 5 - Cabell	0	1	1	0	1
	tf Huntington Drug & Vio Crime	0	12	21	3	21
	Huntington SP	0	1,244	1,409	893	864
		<b>96,934</b>	<b>9,650</b>	<b>12,060</b>	<b>8,660</b>	<b>6,650</b>
<b>Calhoun</b>						
	Grantsville SP	0	249	329	265	215
			<b>249</b>	<b>329</b>	<b>265</b>	<b>215</b>
<b>Clay</b>						
	Clay SP	0	191	210	175	146
			<b>191</b>	<b>210</b>	<b>175</b>	<b>146</b>

# Number of Criminal Incidents, Offenses, Persons Victimized and Offenders Known to Law Enforcement

2008

COUNTY	AGENCY	Population	Incidents	Offenses	Victims	Offenders
<b><u>Doddridge</u></b>						
	Doddridge Co SO	6,623	34	35	30	32
	West Union PD	806	14	19	15	18
	West Union SP	0	74	75	56	75
		<b>7,429</b>	<b>122</b>	<b>129</b>	<b>101</b>	<b>125</b>

## **Fayette**

	Fayette Co SO	30,597	713	960	813	633
	Ansted PD	1,597	13	14	12	8
	Fayetteville PD	2,641	127	145	75	145
	Montgomery PD	1,925	134	144	101	62
	Oak Hill PD	7,230	415	612	434	612
	WVU Tech-Security	0	41	72	52	67
	Gauley Bridge PD	694	8	12	6	12
	Gauley Bridge SP	0	89	104	70	39
	Oak Hill SP	0	343	427	261	278
	Turnpike - Fayette	0	8	8	0	6
		<b>44,684</b>	<b>1,891</b>	<b>2,498</b>	<b>1,824</b>	<b>1,862</b>

## **Gilmer**

	Gilmer Co SO	5,434	30	31	23	19
	Glenville PD	1,470	25	31	25	31
	Glenville State College	0	8	9	1	9
	Glenville SP	0	115	199	119	194
		<b>6,904</b>	<b>178</b>	<b>270</b>	<b>168</b>	<b>253</b>

# Number of Criminal Incidents, Offenses, Persons Victimized and Offenders Known to Law Enforcement

2008

COUNTY	AGENCY	Population	Incidents	Offenses	Victims	Offenders
<b>Grant</b>						
	Grant Co SO	8,926	18	25	9	24
	DNR - 2 - Grant	0	2	2	0	2
	tf Potomac Highland Drug & Vio	0	4	4	0	4
	Petersburg SP	0	111	183	126	182
		<b>8,926</b>	<b>135</b>	<b>214</b>	<b>135</b>	<b>212</b>

## Greenbrier

	Greenbrier Co SO	24,940	283	332	255	332
	Lewisburg PD	3,554	83	92	39	92
	Ronceverte PD	1,523	24	30	18	30
	White Sulphur Springs PD	2,323	11	19	14	19
	tf Greenbrier Co Drug	0	19	23	0	23
	Lewisburg SP	0	323	362	220	275
	Rainelle SP	0	156	179	140	82
		<b>32,340</b>	<b>898</b>	<b>1,037</b>	<b>686</b>	<b>853</b>

## Hampshire

	Hampshire Co SO	20,472	295	442	375	316
	Romney PD	1,975	12	13	7	13
	Capon Bridge PD	250	12	22	17	22
	Romney SP	0	392	597	460	597
		<b>22,697</b>	<b>705</b>	<b>1,074</b>	<b>859</b>	<b>948</b>

# Number of Criminal Incidents, Offenses, Persons Victimized and Offenders Known to Law Enforcement

2008

COUNTY	AGENCY	Population	Incidents	Offenses	Victims	Offenders
<b><u>Hancock</u></b>						
	Hancock Co SO	11,709	98	112	80	112
	Weirton PD	19,095	917	1,093	753	1,093
	tf Hancock-Brooke Drug	0	19	24	0	24
	New Cumberland SP	0	78	78	56	78
		<b>30,804</b>	<b>1,112</b>	<b>1,307</b>	<b>889</b>	<b>1,307</b>
<b><u>Hardy</u></b>						
	Hardy Co SO	10,784	135	170	149	167
	Moorefield PD	2,432	184	352	266	351
	Wardensville PD	246	7	12	8	12
	DNR - 2 - Hardy	0	1	1	0	1
	Moorefield SP	0	205	452	370	452
		<b>13,462</b>	<b>456</b>	<b>987</b>	<b>793</b>	<b>983</b>
<b><u>Harrison</u></b>						
	Harrison Co SO	34,011	955	1,340	921	889
	Bridgeport PD	7,806	494	733	378	513
	Clarksburg PD	16,420	1,758	2,282	1,614	1,567
	Salem PD	2,046	2	2	2	2
	Shinnston PD	2,238	130	145	90	145
	Stonewood PD	1,861	20	20	16	11
	Nutter Fort PD	1,640	36	108	90	93
	Lumberport PD	975	5	6	6	4
	tf Harrison Co Drug & Vio Crime	0	139	152	0	152
	Bridgeport SP	0	527	622	505	621
		<b>66,997</b>	<b>4,060</b>	<b>5,410</b>	<b>3,622</b>	<b>3,997</b>

# Number of Criminal Incidents, Offenses, Persons Victimized and Offenders Known to Law Enforcement

2008

COUNTY	AGENCY	Population	Incidents	Offenses	Victims	Offenders
<b><u>Jackson</u></b>						
	Jackson Co SO	21,106	279	339	280	234
	Ravenswood PD	3,992	50	50	41	34
	Ripley PD	3,272	168	191	141	120
	Ripley SP	0	145	178	145	178
		<b>28,370</b>	<b>642</b>	<b>758</b>	<b>607</b>	<b>566</b>
<b><u>Jefferson</u></b>						
	Jefferson Co SO	40,794	1,024	1,106	924	1,051
	Charles Town PD	4,013	290	310	191	308
	Shepherdstown PD	1,168	26	27	15	19
	Ranson PD	4,067	173	196	145	186
	Harpers Ferry PD	1,413	35	36	21	36
	DNR - 2 - Jefferson	0	5	5	0	5
	Shepherd University	0	69	90	47	90
	Kearneysville SP	0	734	868	611	578
		<b>51,455</b>	<b>2,356</b>	<b>2,638</b>	<b>1,954</b>	<b>2,273</b>

# Number of Criminal Incidents, Offenses, Persons Victimized and Offenders Known to Law Enforcement

2008

COUNTY	AGENCY	Population	Incidents	Offenses	Victims	Offenders
<b><u>Kanawha</u></b>						
	Kanawha Co SO	94,104	4,034	6,916	5,173	5,334
	Charleston PD	50,510	6,485	10,640	7,405	8,080
	Dunbar PD	7,612	484	752	534	549
	Nitro PD	6,723	476	643	303	421
	St Albans PD	10,999	686	1,135	838	1,135
	South Charleston PD	12,468	1,268	2,049	1,268	1,440
	Chesapeake PD	1,550	31	40	33	40
	Marmet PD	1,610	15	15	7	3
	East Bank PD	886	4	5	1	5
	Cedar Grove PD	809	9	9	5	2
	WV STATE UNIVERSITY	0	74	99	61	64
	DNR - 5 - Kanawha	0	4	4	0	4
	Kanawha Co Parks	0	3	3	1	0
	Protective Services-Capitol	0	2	3	0	3
	tf Metro Drug Enforcement	0	117	179	0	179
	Quincy SP	0	632	804	481	552
	So Charleston SP	0	1,462	1,819	1,207	1,174
	Turnpike - Kanawha	0	39	49	13	45
	BCI - SO Charleston	0	83	104	1	103
		187,271	15,908	25,268	17,331	19,133



# Number of Criminal Incidents, Offenses, Persons Victimized and Offenders Known to Law Enforcement

2008

COUNTY	AGENCY	Population	Incidents	Offenses	Victims	Offenders
<b><u>Lewis</u></b>						
	Lewis Co SO	12,867	53	70	59	63
	Weston PD	4,215	51	66	48	66
	Weston SP	0	345	501	340	342
		<u>17,082</u>	<u>449</u>	<u>637</u>	<u>447</u>	<u>471</u>
<b><u>Lincoln</u></b>						
	Hamlin PD	1,093	18	18	12	12
	Hamlin SP	0	751	924	615	678
		<u>1,093</u>	<u>769</u>	<u>942</u>	<u>627</u>	<u>690</u>
<b><u>Logan</u></b>						
	Logan Co SO	31,821	162	176	136	176
	Logan PD	1,525	511	745	351	744
	Chapmanville PD	1,132	105	129	65	128
	DNR - 5 - Logan	0	1	1	0	1
	tf U S 119 Task Force	0	17	18	0	18
	Logan SP	0	1,793	2,489	1,719	2,489
		<u>34,478</u>	<u>2,589</u>	<u>3,558</u>	<u>2,271</u>	<u>3,556</u>
<b><u>McDowell</u></b>						
	Mc Dowell Co SO	17,300	212	223	172	219
	Welch PD	2,283	39	41	18	41
	DNR - 4 - McDowell	0	2	2	0	2
	Welch SP	0	179	192	158	124
		<u>19,583</u>	<u>432</u>	<u>458</u>	<u>348</u>	<u>386</u>

# Number of Criminal Incidents, Offenses, Persons Victimized and Offenders Known to Law Enforcement

2008

COUNTY	AGENCY	Population	Incidents	Offenses	Victims	Offenders
<b><u>Marion</u></b>						
	Marion Co SO	30,667	671	904	600	702
	Fairmont PD	19,127	900	1,216	989	1,216
	Mannington PD	2,080	14	16	14	16
	Rivesville PD	915	17	17	7	17
	Fairview PD	437	3	4	1	4
	Fairmont Campus Police	0	49	66	57	49
	Fairmont SP	0	349	425	309	425
	BCI - Fairmont	0	55	79	0	79
		53,226	1,994	2,727	1,977	2,508
<b><u>Marshall</u></b>						
	Marshall Co SO	18,008	729	1,019	880	665
	Benwood PD	1,463	17	33	24	33
	Cameron PD	1,110	1	1	1	1
	Glen Dale PD	1,443	85	158	96	158
	Mc Mechen PD	1,780	5	6	6	5
	Moundsville PD	9,385	680	881	649	881
	Moundsville SP	0	175	182	107	182
		33,189	1,692	2,280	1,763	1,925

# Number of Criminal Incidents, Offenses, Persons Victimized and Offenders Known to Law Enforcement

2008

COUNTY	AGENCY	Population	Incidents	Offenses	Victims	Offenders
<b><u>Mason</u></b>						
	Mason Co SO	17,749	364	370	319	181
	Point Pleasant PD	4,459	412	555	404	545
	New Haven PD	1,523	27	33	17	29
	Mason PD	1,044	13	13	11	13
	Point Pleasant SP	0	258	323	213	323
		<b>24,775</b>	<b>1,074</b>	<b>1,294</b>	<b>964</b>	<b>1,091</b>
<b><u>Mercer</u></b>						
	Mercer Co SO	41,685	1,270	2,104	1,655	2,103
	Bluefield PD	11,000	694	1,101	777	800
	Princeton PD	6,178	1,023	1,418	959	949
	Concord College Security	0	40	44	33	42
	DNR - 4 - Mercer	0	1	1	0	1
	Princeton SP	0	734	859	687	569
	Turnpike - Mercer	0	20	31	12	28
	BCI - Bluefield	0	237	257	2	257
		<b>58,863</b>	<b>4,019</b>	<b>5,815</b>	<b>4,125</b>	<b>4,749</b>
<b><u>Mineral</u></b>						
	Mineral Co SO	19,836	274	558	413	554
	Keyser PD	5,331	329	431	287	431
	Piedmont PD	925	1	1	0	1
	Potomac State College Police	0	41	58	16	51
	DNR - 2 - Mineral	0	1	1	0	1
	Keyser SP	0	554	846	696	846
		<b>26,092</b>	<b>1,200</b>	<b>1,895</b>	<b>1,412</b>	<b>1,884</b>

# Number of Criminal Incidents, Offenses, Persons Victimized and Offenders Known to Law Enforcement

2008

COUNTY	AGENCY	Population	Incidents	Offenses	Victims	Offenders
<b><u>Mingo</u></b>						
	Mingo Co SO	22,157	50	70	67	70
	Williamson PD	3,128	184	265	147	220
	DNR - 5 - Mingo	0	2	5	1	5
	Williamson SP	0	570	781	511	615
	Gilbert SP	0	259	347	235	345
		<b>25,285</b>	<b>1,065</b>	<b>1,468</b>	<b>961</b>	<b>1,255</b>
<b><u>Monongalia</u></b>						
	Monongalia Co SO	49,705	909	1,342	924	991
	Morgantown PD	28,951	1,766	2,491	1,978	1,283
	Star City PD	1,404	2	3	3	3
	Westover PD	3,922	101	152	109	112
	Granville PD	780	186	254	85	237
	tf Monongalia Valley Drug	0	22	26	0	26
	Morgantown SP	0	1,041	1,247	841	706
		<b>84,762</b>	<b>4,025</b>	<b>5,515</b>	<b>3,940</b>	<b>3,358</b>
<b><u>Monroe</u></b>						
	Monroe Co SO	12,828	89	114	97	114
	Peterstown PD	493	8	9	7	9
	Union SP	0	347	397	338	306
		<b>13,321</b>	<b>444</b>	<b>520</b>	<b>442</b>	<b>429</b>
<b><u>Morgan</u></b>						
	Morgan Co SO	15,254	183	215	164	215
	Berkeley Springs SP	0	296	352	291	352
		<b>15,254</b>	<b>479</b>	<b>567</b>	<b>455</b>	<b>567</b>

# Number of Criminal Incidents, Offenses, Persons Victimized and Offenders Known to Law Enforcement

2008

COUNTY	AGENCY	Population	Incidents	Offenses	Victims	Offenders
<b><u>Nicholas</u></b>						
	Nicholas Co SO	20,596	1,063	1,433	1,149	1,073
	Summersville PD	3,366	176	271	175	267
	tf Central WV Drug	0	106	106	1	106
	Richwood SP	0	97	142	87	142
	Summersville SP	0	131	168	124	166
		<b>23,962</b>	<b>1,573</b>	<b>2,120</b>	<b>1,536</b>	<b>1,754</b>
<b><u>Ohio</u></b>						
	Ohio Co SO	10,239	269	406	283	356
	Wheeling PD	29,057	2,379	4,019	3,178	3,961
	Bethlehem PD	2,506	23	23	18	9
	West Liberty College	0	1	1	1	0
	tf Ohio Valley Drug & Vio Crime	0	62	71	0	69
	Wheeling SP	0	160	184	117	131
		<b>41,802</b>	<b>2,894</b>	<b>4,704</b>	<b>3,597</b>	<b>4,526</b>
<b><u>Pendleton</u></b>						
	DNR - 2 - Pendleton	0	2	2	0	2
	Franklin SP	0	87	157	130	127
			<b>89</b>	<b>159</b>	<b>130</b>	<b>129</b>
<b><u>Pleasants</u></b>						
	Pleasants Co SO	5,300	12	13	13	12
	St Marys PD	1,913	7	7	6	7
	St Marys SP	0	58	68	55	68
		<b>7,213</b>	<b>77</b>	<b>88</b>	<b>74</b>	<b>87</b>

# Number of Criminal Incidents, Offenses, Persons Victimized and Offenders Known to Law Enforcement

2008

COUNTY	AGENCY	Population	Incidents	Offenses	Victims	Offenders
<b><u>Pocahontas</u></b>						
	Pocahontas Co SO	7,423	24	33	28	26
	Marlinton SP	0	287	388	230	362
		7,423	311	421	258	388
<b><u>Preston</u></b>						
	Preston Co SO	23,855	181	223	178	138
	Masontown PD	656	2	2	1	2
	Reedsville PD	534	16	16	14	8
	Kingwood SP	0	332	461	324	461
		25,045	531	702	517	609
<b><u>Putnam</u></b>						
	Putnam Co SO	43,108	1,828	2,225	1,645	2,225
	Hurricane PD	6,179	492	633	422	433
	Winfield PD	2,060	19	19	18	18
	DNR - 5 - Putnam	0	1	1	0	1
	Winfield SP	0	442	553	376	365
		51,347	2,782	3,431	2,461	3,042

# Number of Criminal Incidents, Offenses, Persons Victimized and Offenders Known to Law Enforcement

2008

COUNTY	AGENCY	Population	Incidents	Offenses	Victims	Offenders
<b><u>Raleigh</u></b>						
	Raleigh Co SO	59,361	2,189	3,381	2,606	2,402
	Beckley PD	16,774	2,738	4,053	2,927	4,053
	Mabscott PD	1,344	16	18	18	18
	Sophia PD	1,242	58	77	56	77
	DNR - 4 - Raleigh	0	2	2	0	2
	tf Tri-Lateral Drug Network Team	0	39	44	0	44
	Beckley SP	0	688	1,015	731	654
	Turnpike - Raleigh	0	47	50	25	22
	BCI - Beckley	0	100	115	2	113
		78,721	5,877	8,755	6,365	7,385
<b><u>Randolph</u></b>						
	Randolph Co SO	21,312	141	153	111	113
	Elkins PD	7,050	512	680	515	413
	Elkins SP	0	562	679	471	461
		28,362	1,215	1,512	1,097	987
<b><u>Ritchie</u></b>						
	Ritchie Co SO	7,540	99	127	105	61
	Harrisville PD	1,880	18	32	9	24
	Pennsboro PD	1,199	6	13	9	12
	DNR - 6 - Ritchie	0	1	1	0	1
	Harrisville SP	0	256	296	166	296
		10,619	380	469	289	394

# Number of Criminal Incidents, Offenses, Persons Victimized and Offenders Known to Law Enforcement

2008

COUNTY	AGENCY	Population	Incidents	Offenses	Victims	Offenders
<b>Roane</b>						
	Roane Co SO	13,283	189	212	167	134
	Spencer PD	2,242	136	164	104	107
	Spencer SP	0	209	227	124	179
		<b>15,525</b>	<b>534</b>	<b>603</b>	<b>395</b>	<b>420</b>

## Summers

	Summers Co SO	10,735	91	92	78	92
	Hinton PD	2,622	164	189	126	156
	DNR - 4 - Summers	0	5	5	0	5
	Hinton SP	0	164	191	158	191
		<b>13,357</b>	<b>424</b>	<b>477</b>	<b>362</b>	<b>444</b>

## Taylor

	Taylor Co SO	10,882	18	19	14	8
	Grafton PD	5,372	43	44	29	34
	Grafton SP	0	55	56	46	27
		<b>16,254</b>	<b>116</b>	<b>119</b>	<b>89</b>	<b>69</b>

## Tucker

	Tucker Co SO	5,393	5	6	6	5
	Parsons SP	0	155	194	142	120
		<b>5,393</b>	<b>160</b>	<b>200</b>	<b>148</b>	<b>125</b>

## Tyler

	Tyler Co SO	6,831	28	28	20	17
	Paden City PD	2,659	11	11	8	11
	Sistersville PD	1,479	24	25	15	17
		<b>10,969</b>	<b>63</b>	<b>64</b>	<b>43</b>	<b>45</b>



# Number of Criminal Incidents, Offenses, Persons Victimized and Offenders Known to Law Enforcement

2008

COUNTY	AGENCY	Population	Incidents	Offenses	Victims	Offenders
<b><u>Upshur</u></b>						
	Upshur Co SO	18,060	234	412	213	328
	Buckhannon PD	5,551	157	223	141	223
	Buckhannon SP	0	288	479	385	320
	BCI - Buckhannon	0	61	70	2	70
		<b>23,611</b>	<b>740</b>	<b>1,184</b>	<b>741</b>	<b>941</b>
<b><u>Wayne</u></b>						
	Wayne Co SO	30,517	207	222	185	104
	Ceredo PD	1,607	83	131	80	131
	Kenova PD	3,325	369	396	290	209
	Wayne PD	1,141	52	55	42	29
	Wayne SP	0	848	1,000	801	570
		<b>36,590</b>	<b>1,537</b>	<b>1,804</b>	<b>1,398</b>	<b>1,043</b>
<b><u>Webster</u></b>						
	DNR - 3 - Webster	0	2	2	0	2
	Upperglade SP	0	208	319	243	241
			<b>210</b>	<b>321</b>	<b>243</b>	<b>243</b>
<b><u>Wetzel</u></b>						
	Paden City SP	0	79	91	64	77
	Hundred SP	0	102	109	77	83
			<b>181</b>	<b>200</b>	<b>141</b>	<b>160</b>
<b><u>Wirt</u></b>						
	Wirt Co SO	5,965	62	89	59	54
	Elizabeth SP	0	182	223	163	222
		<b>5,965</b>	<b>244</b>	<b>312</b>	<b>222</b>	<b>276</b>

# Number of Criminal Incidents, Offenses, Persons Victimized and Offenders Known to Law Enforcement

2008

COUNTY	AGENCY	Population	Incidents	Offenses	Victims	Offenders
<b>Wood</b>						
	Wood Co SO	40,791	1,240	1,857	1,517	1,133
	Parkersburg PD	31,562	2,670	3,283	2,301	2,058
	Vienna PD	10,667	569	741	331	740
	Williamstown PD	2,975	59	62	48	38
	DNR - 6 - Wood	0	3	3	0	3
	tf Parkersburg Vio Crime Narc	0	21	42	0	42
	Parkersburg SP	0	502	576	365	576
		<b>85,995</b>	<b>5,064</b>	<b>6,564</b>	<b>4,562</b>	<b>4,590</b>
<b>Wyoming</b>						
	Wyoming Co SO	20,197	280	280	251	30
	Mullens PD	1,612	1	1	1	1
	Oceana PD	1,445	240	240	105	196
	DNR - 4 - Wyoming	0	8	8	0	8
	Jesse SP	0	118	134	101	66
		<b>23,254</b>	<b>647</b>	<b>663</b>	<b>458</b>	<b>301</b>
<b>MARION</b>						
	TF--3 RIVERS	0	25	26	1	26
			<b>25</b>	<b>26</b>	<b>1</b>	<b>26</b>
<b>MONONGALIA</b>						
	WV UNIVERSITY - POLICE	0	507	761	444	398
			<b>507</b>	<b>761</b>	<b>444</b>	<b>398</b>
<b>Grand Total:</b>			<b>88,534</b>	<b>128,456</b>	<b>90,306</b>	<b>98,847</b>

# Number of Incidents, Offenses, Persons Victimized and Known Offenders (*Crimes Against Persons*)

## 2008

<u>Offense Type</u>	Number of Incidents	Number of Offenses	Number of Persons Victimized	Number of Known Offenders
<b>CRIMES AGAINST PERSONS</b>				
Murder and Nonnegligent Manslaughter	59	94	94	90
Aggravated Assault	2,937	5,021	4,781	4,902
Simple Assault	15,356	21,773	21,270	21,499
Intimidation	3,841	5,054	4,907	4,962
Kidnaping/Abduction	123	200	195	194
Forcible Rape	366	425	420	420
Forcible Sodomy	83	96	94	95
Sexual Assault With An Object	271	334	333	325
Forcible Fondling	442	529	525	524
Incest	18	27	25	27
Statutory Rape	84	91	91	89

**NOTES**

**Number of Incidents**-Incidents involving more than one offense type are included in each appropriate category.

**Number of Offenses**-Includes attempts. One offense is counted for each victim of crimes against persons and each incident of crime against society. For crimes against property, one offense is counted for each distinct operation.

**Number of Persons Victimized**-Victims of more than one offense within an incident are counted in each appropriate category. Society is always the victim in crimes against society.

**Number of Known Offenders**-Known means at least one characteristic (age, sex or race) was reported. Offenders of more than offense type are included in each appropriate category.

# Number of Incidents, Offenses, Persons Victimized and Known Offenders (Crimes Against Property)

## 2008

Offense Type	Number of Incidents	Number of Offenses	Number of Persons Victimized	Number of Known Offenders
<b><u>CRIMES AGAINST PROPERTY</u></b>				
Arson	370	460	320	302
Bribery	3	3	1	3
Burglary/Breaking & Entering	9,927	12,304	10,026	6,714
Counterfeiting/Forgery	2,014	2,671	1,534	2,298
Destruction/Damage/Vandalism of Property	15,250	18,980	14,915	11,808
Embezzlement	467	579	57	556
Extortion/Blackmail	11	11	9	9
False Pretenses/Swindle/Confidence Game	2,144	2,567	1,415	2,221
Credit Card/Automatic Teller Fraud	871	1,050	899	712
Impersonation	402	486	460	351
Welfare Fraud	4	6	5	4
Wire Fraud	39	40	36	28
Pocket-picking	46	52	49	43
Purse-snatching	135	155	144	98
Shoplifting	4,960	6,341	155	6,147
Theft From Building	2,273	2,692	1,885	1,826
Theft From Coin Operated Machine or Device	79	92	9	55
Theft From Motor Vehicle	5,520	6,424	5,988	2,443
Theft of Motor Vehicle Parts/Accessories	2,111	2,209	1,885	823
All Other Larceny	14,766	16,990	11,808	10,272
Motor Vehicle Theft	2,917	3,330	2,964	1,971
Robbery	835	1,430	1,186	1,229
Stolen Property Offenses	622	1,140	731	1,132

**NOTES**

**Number of Incidents**-Incidents involving more than one offense type are included in each appropriate category.

**Number of Offenses**-Includes attempts. One offense is counted for each victim of crimes against persons and each incident of crime against society. For crimes against property, one offense is counted for each distinct operation.

**Number of Persons Victimized**-Victims of more than one offense within an incident are counted in each appropriate category. Society is always the victim in crimes against society.

**Number of Known Offenders**-Known means at least one characteristic (age, sex or race) was reported. Offenders of more than offense type are included in each appropriate category.

# Number of Incidents, Offenses, Persons Victimized and Known Offenders (*Crimes Against Society*)

## 2008

Offense Type	Number of Incidents	Number of Offenses	Number of Persons Victimized	Number of Known Offenders
<b><u>CRIMES AGAINST SOCIETY</u></b>				
Drug/Narcotic Violations	9,274	11,416	—	11,358
Drug Equipment Violations	297	425	—	414
Betting/Wagering	9	9	—	9
Operating/Promoting/Assisting Gambling	4	9	—	9
Gambling Equipment Violations	11	12	—	12
Pornography/Obscene Material	58	64	—	62
Prostitution	107	144	—	142
Assisting or Promoting Prostitution	80	129	—	125
Weapon Law Violations	955	1,134	—	1,091

**NOTES**

**Number of Incidents**-Incidents involving more than one offense type are included in each appropriate category.

**Number of Offenses**-Includes attempts. One offense is counted for each victim of crimes against persons and each incident of crime against society. For crimes against property, one offense is counted for each distinct operation.

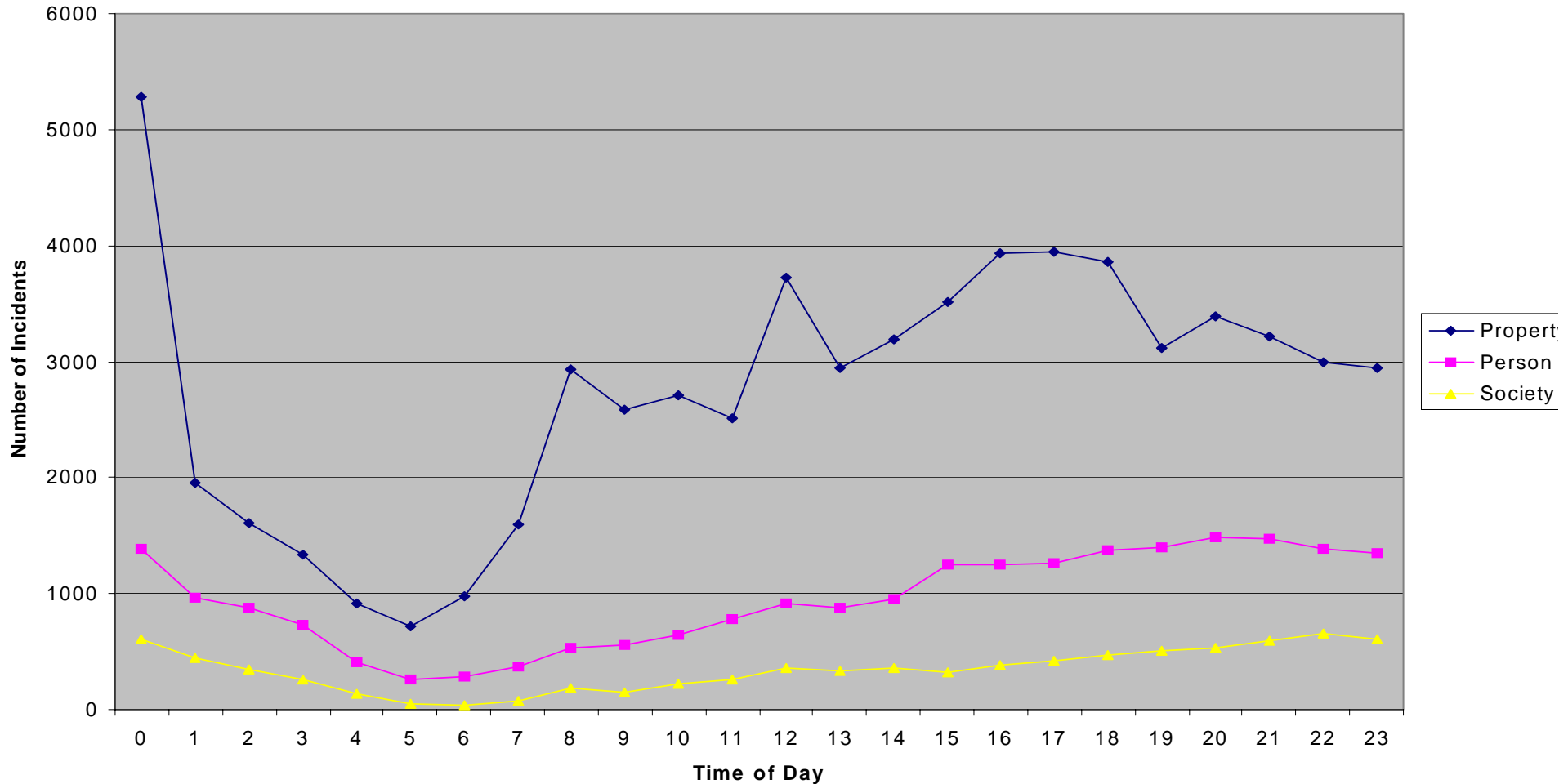
**Number of Persons Victimized**-Victims of more than one offense within an incident are counted in each appropriate category. Society is always the victim in crimes against society.

**Number of Known Offenders**-Known means at least one characteristic (age, sex or race) was reported. Offenders of more than offense type are included in each appropriate category.

## Incidents:

Criminal incidents can involve multiple offenses, victims and offenders. Twenty four percent (24%) of all incidents involved crimes against persons, sixty six percent (66%) crimes against property and ten percent (10%) crimes against society. Forty nine percent (49%) of all crimes committed against persons, property and society for the year 2008 were committed between the hours of 15:00 and 0:00.

Number of Incidents by Time of Day 2008



# Number of Incidents by Time of Day

## 2008

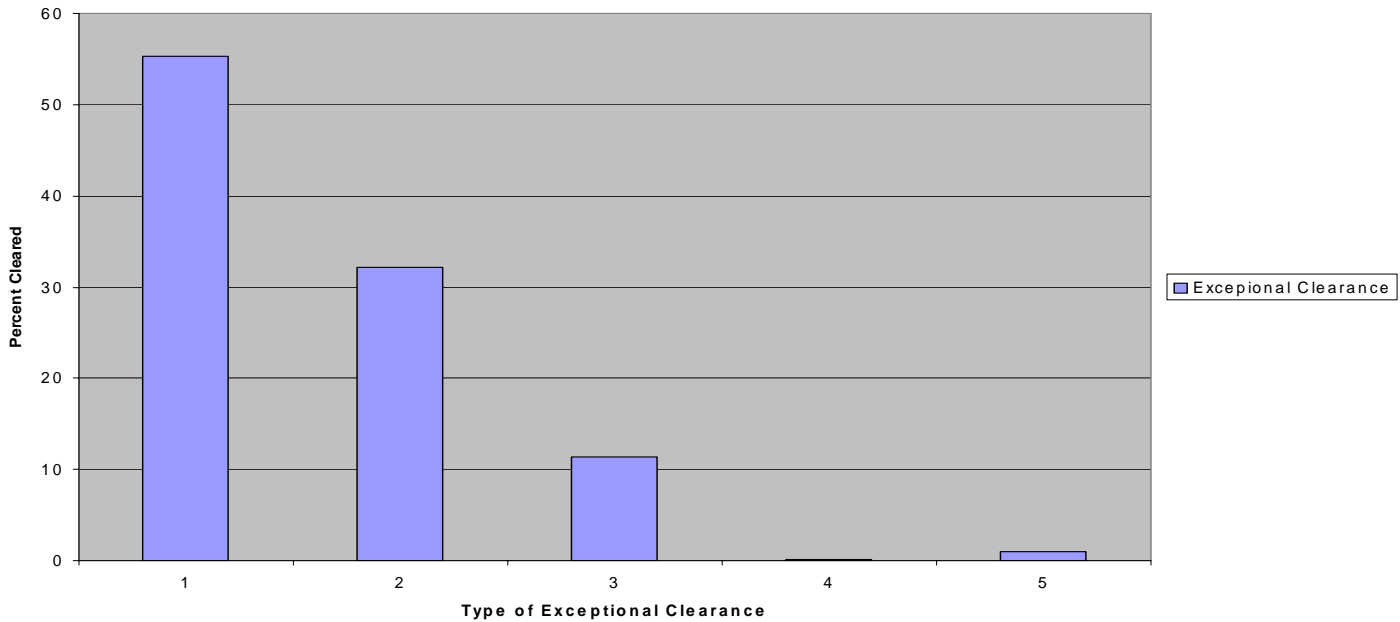
NOTE: An INCIDENT (or investigation) may involve more than one offense. This explains why totals vary in different reports. Times are listed in military time. Offenses that did not have a time reported were not included in this report.

	0.00:00	1.00:00	2.00:00	3.00:00	4.00:00	5.00:00	6.00:00	7.00:00	8.00:00	9.00:00	10.00:00	11.00:00	12.00:00	13.00:00	14.00:00	15.00:00	16.00:00	17.00:00	18.00:00	19.00:00	20.00:00	21.00:00	22.00:00	23.00:00	Others	Total
Aggravated Assault	213	144	152	91	57	32	32	25	56	52	76	88	105	95	102	131	157	150	169	170	200	190	184	176	105	2,952
All Other Larceny	1,278	290	203	186	128	115	180	305	719	589	663	603	962	695	709	820	915	819	849	646	656	619	527	478	975	14,929
Arson	29	29	18	20	21	4	8	5	7	7	10	11	5	9	8	10	15	19	15	17	28	18	25	21		370
Assisting or Promoting Prostitution	3	6	2	2	5	0	0	0	1	0	0	0	2	4	3	1	1	2	9	3	6	7	12	10	1	80
Betting/Wagering	0	0	1	1	0	0	0	0	0	0	0	0	0	0	0	0	0	0	0	0	0	0	0	1	6	9
Bribery	0	0	1	0	0	0	0	0	0	0	0	0	0	0	0	0	1	0	0	0	0	0	0	0	1	3
Burglary/Breaking & Entering	776	237	220	242	156	133	189	334	518	409	392	327	562	427	407	457	641	574	550	403	414	405	398	387	460	10,018
Counterfeiting/Forgery	335	25	12	17	8	9	10	28	164	88	110	100	171	106	109	127	92	86	54	45	53	30	31	30	168	2,008
Credit Card/Automatic Teller Fraud	94	11	4	6	5	3	5	10	67	33	44	38	76	54	54	46	51	48	41	19	33	28	13	7	83	873
Destruction/Damage/Vandalism of Property	1,353	527	490	387	292	199	228	367	572	509	555	487	659	479	532	587	773	800	820	738	828	865	841	866	746	15,500
Drug Equipment Violations	21	12	6	10	6	2	2	5	10	6	10	14	12	10	10	16	11	9	16	16	19	26	15	13	22	299
Drug/Narcotic Violations	548	375	322	226	140	48	45	57	118	162	233	262	307	347	410	450	530	535	565	541	653	669	600	542	618	9,303
Embezzlement	60	3	1	0	0	2	6	9	34	33	33	19	43	21	22	23	27	20	12	9	12	15	11	5	49	469
Extortion/Blackmail	1	0	0	0	1	0	0	0	1	1	0	0	1	0	0	0	2	0	1	1	0	1	1	0	0	11
False Pretenses/Swindle/Confidence Game	382	17	12	7	8	17	16	28	204	137	122	117	192	99	116	97	95	56	68	47	36	43	25	9	198	2,148
Forcible Fondling	83	10	6	8	7	4	4	4	32	20	23	10	20	15	16	20	31	16	23	19	19	14	20	15	27	466
Forcible Rape	55	14	20	13	10	12	10	2	11	8	25	6	15	7	10	17	19	6	10	13	11	15	19	11	34	373
Forcible Sodomy	9	7	3	4	2	1	1	5	4	2	4	2	4	2	4	2	4	0	2	1	6	2	6	1	8	83
Gambling Equipment Violations	0	1	0	0	0	0	0	0	1	0	0	0	1	0	0	0	1	0	0	1	1	2	1	2	0	11
Impersonation	112	2	0	2	2	0	2	1	44	18	16	19	30	23	25	19	19	9	12	9	10	5	8	8	23	418
Incest	5	0	0	1	0	0	0	1	3	0	1	1	2	0	3	0	0	1	1	1	0	0	1	0	0	21
Intimidation	312	130	107	74	53	31	31	45	142	108	146	138	197	165	173	177	180	204	221	207	217	234	203	212	140	3,847
Kidnaping/Abduction	7	5	2	4	3	2	3	2	2	4	6	5	4	3	6	5	11	3	10	5	11	3	5	6	6	123
Motor Vehicle Theft	266	110	89	67	64	42	59	74	115	104	115	100	149	89	99	111	132	121	139	101	148	150	188	184	121	2,937
Murder and Nonnegligent Manslaughter	3	6	3	3	4	0	0	1	2	3	1	0	3	2	4	2	3	3	1	2	4	4	2	0	2	58
Negligent Manslaughter	0	0	0	0	0	0	1	0	0	0	0	0	0	0	2	0	0	0	0	0	0	0	0	0	0	3
Operating/Promoting/Assisting Gambling	0	1	0	0	0	1	0	1	0	0	0	1	0	0	0	0	0	0	0	0	0	0	0	0	0	4
Pocket-picking	5	2	0	0	0	0	0	0	1	1	3	2	4	1	4	5	3	2	2	2	2	1	2	1	3	46
Pornography/Obscene Material	14	1	2	1	0	0	1	2	4	4	6	2	0	3	0	3	1	5	1	0	1	2	1	1	5	60
Prostitution	3	5	0	2	2	1	0	0	0	0	1	2	3	3	1	7	8	12	15	9	14	9	5	4	1	107
Purse-snatching	4	2	5	1	4	0	0	0	4	6	5	6	7	12	10	14	8	8	9	6	7	2	4	8	4	136
Robbery	49	46	53	46	20	23	11	16	15	18	15	19	30	33	20	21	36	25	43	48	57	52	54	63	23	836
Sexual Assault With An Object	36	9	14	8	9	8	1	4	14	8	8	5	15	11	8	8	16	7	11	6	12	13	9	12	19	271
Shoplifting	109	66	43	42	29	22	22	21	37	54	115	173	246	306	416	427	512	472	454	388	360	197	134	86	247	4,978
Simple Assault	875	646	614	508	341	196	182	200	307	327	401	479	605	561	586	804	805	840	916	934	1,010	991	908	838	723	15,597
Statutory Rape	17	2	2	1	1	0	0	0	2	3	5	5	4	2	1	0	4	0	4	3	4	2	3	3	19	87
Stolen Property Offenses	65	19	12	13	12	6	8	10	27	26	29	20	42	30	36	31	35	31	30	25	35	24	22	17	16	621
Theft From Building	188	45	33	33	20	8	31	53	136	86	90	90	167	93	122	117	150	122	118	105	97	77	75	77	184	2,317
Theft From Coin Operated Machine or	11	1	3	2	4	1	3	3	3	6	2	1	2	0	3	1	4	1	6	5	3	4	2	4	2	77
Theft From Motor Vehicle	444	159	128	86	65	69	84	132	200	161	188	163	248	162	180	242	253	270	306	289	350	328	354	347	335	5,543
Theft of Motor Vehicle Parts/Accessories	314	38	18	13	19	18	45	49	144	72	78	64	170	64	74	71	136	134	129	73	124	89	80	70	38	2,124
Weapon Law Violations	65	52	46	28	26	8	5	8	25	16	35	25	31	24	45	36	57	47	46	56	66	54	68	58	29	956
Welfare Fraud	1	0	0	0	0	0	0	0	1	0	0	0	0	0	0	0	0	0	0	1	0	0	0	1	0	4
Wire Fraud	14	2	0	1	0	0	0	0	2	0	3	1	5	0	0	2	1	3	2	2	0	0	1	0	1	40
<b>Total</b>	<b>8,159</b>	<b>3,057</b>	<b>2,647</b>	<b>2,156</b>	<b>1,524</b>	<b>1,017</b>	<b>1,225</b>	<b>1,803</b>	<b>3,750</b>	<b>3,083</b>	<b>3,567</b>	<b>3,406</b>	<b>5,106</b>	<b>3,953</b>	<b>4,331</b>	<b>4,905</b>	<b>5,735</b>	<b>5,456</b>	<b>5,684</b>	<b>4,964</b>	<b>5,496</b>	<b>5,200</b>	<b>4,851</b>	<b>4,578</b>	<b>5,463</b>	<b>101,116</b>

# OFFENSES BY EXCEPTIONAL CLEARANCE 2008

Law enforcement agencies recorded clearances in 31.4% of all the criminal incidents reported under WVIBRS. Incidents are cleared by arrest (28.5% of all incidents) or exceptional means (3.0% of all incidents) when some element beyond law enforcement precludes arrest, e.g. death of the offender. The most frequent basis for clearing incidents exceptionally was "victim refusing to cooperate".

**Exceptional Clearance Basis, 2008**



- |  |   |
|--|---|
| <b>1. Victim Refused to Cooperate (55.3%)</b><br><b>2. Prosecution Declined (32.2%)</b><br><b>3. Juvenile/No Custody (11.4%)</b> | <b>4. Extradition Denied (0.1%)</b><br><b>5. Death of Offender (1.0%)</b> |
|--|---|

	Death of Offender	Extradition Denied	Juvenile/No Custody	Prosecution Declined	Victim Refused to Cooperate	Total
Aggravated Assault	1	0	19	47	71	138
All Other Larceny	5	0	11	60	161	237
Arson	0	0	4	2	0	6
Burglary/Breaking & Entering	3	1	25	25	59	113
Counterfeiting/Forgery	1	1	3	40	38	83
Credit Card/Automatic Teller Fraud	0	0	2	8	9	19
Destruction/Damage/Vandalism of Property	4	0	45	84	173	306
Drug Equipment Violations	0	0	2	1	0	3
Drug/Narcotic Violations	4	0	22	15	3	44
Embezzlement	0	0	0	6	6	12
False Pretenses/Swindle/Confidence Game	0	1	1	64	36	102
Forcible Fondling	0	0	6	24	22	52
Forcible Rape	0	0	1	9	13	23
Forcible Sodomy	0	0	0	4	6	10
Impersonation	0	0	0	12	14	26
Incest	0	0	0	2	2	4
Intimidation	1	0	14	100	179	294
Kidnaping/Abduction	1	0	0	5	0	6
Motor Vehicle Theft	1	0	12	24	67	104
Murder and Nonnegligent Manslaughter	2	0	0	0	0	2
Pocket-picking	0	0	0	2	1	3
Pornography/Obscene Material	0	0	0	4	1	5
Purse-snatching	0	0	0	1	0	1
Robbery	0	0	0	2	7	9
Sexual Assault With An Object	0	0	1	8	13	22
Shoplifting	0	0	22	7	15	44
Simple Assault	3	0	107	305	595	1,010
Statutory Rape	0	1	0	4	1	6
Stolen Property Offenses	0	0	6	4	5	15
Theft From Building	0	0	10	14	33	57
Theft From Motor Vehicle	1	0	4	3	8	16
Theft of Motor Vehicle Parts/Accessories	0	0	0	3	3	6
Weapon Law Violations	0	0	3	10	4	17
Wire Fraud	0	0	0	1	0	1
<b>Total</b>	<b>27</b>	<b>4</b>	<b>320</b>	<b>900</b>	<b>1,545</b>	<b>2,796</b>



## Offenses

NIBRS agencies report various information relating to each of the 46 offense classes in NIBRS. As stated earlier, there can be multiple types of crimes within an incident, and offense-specific data are recorded for each.

Of the 100,869 NIBRS offenses reported 24% were crimes against persons, 66% were crimes against property and 10% were crimes against society. Larceny/theft was the most frequently reported crime, accounting for 30% of the total. Assault offenses accounted for 22% of all the offenses and destruction/damage/vandalism of property for 15%.

## Number and Percent of Offenses Completed and Attempted

---

2008

<u>CrimeAgainst</u>	<u>TOTAL</u>	<u>% Completed</u>	<u>% Attempted</u>
Crimes Against Property	66,253	98.5	1.5
Crimes Against Persons	23,784	99.8	0.2
Crimes Against Society	10,832	99.7	0.3
<u>Grand Total:</u>	<u>100,869</u>	<u>99.7</u>	<u>0.3</u>

### NOTES:

If there were more than one occurrence of the same offense type within an incident and one was completed, all are considered "completed".

Crimes Against Persons are murder, assault offenses, Kidnaping and sex offenses (forcible and non-forcible).

Crimes Against Property are arson, bribery, burglary, counterfeiting/forgery, destruction/damage/vandalism, embezzlement, extortion/blackmail, fraud offenses, larceny-theft offenses, motor vehicle theft, robbery and stolen property offenses.

Crimes Against Society are drug /narcotic offenses, gambling offenses, pornography/obscene material, prostitution offenses and weapon law violations.

In 2008, the greatest percentage of the offenses, 45.1% occurred in/on residential properties. 19.3% occurred in/on commercial properties, 15.0% on highways/roads/alleys/streets, 7.9% in parking lots/garages, and 2.6% at schools/colleges. The remaining offenses were widely distributed among various locations. Crimes against persons and crimes against property were most frequently committed in residences and crimes against society on the streets and highways.

## Percent Distribution of Location by Type of Crime

2008

<u>Locations</u>	Total	Crimes Against Persons	Crimes Against Property	Crimes Against Society
College/University	1.10%	0.71%	1.21 %	1.28%
Drug stores/Dr.'s Offices/Hospitals	1.16%	0.71%	1.38 %	0.83%
Food/Beverage/Lodging Facilities	3.73%	4.44%	3.68 %	2.49%
Government/Public Buildings	0.98%	1.45%	0.78 %	1.15%
Highway/Roads/Alleys	15.00%	13.01%	9.81 %	51.09%
Other Commercial Properties	2.25%	0.45%	3.21 %	0.27%
Other/Unknown	9.11%	5.59%	10.94 %	5.67%
Parking Lots/Garages	7.91%	4.34%	9.33 %	7.07%
Residences	45.12%	63.94%	41.68 %	24.84%
Retail Establishments	12.19%	2.91%	16.96 %	3.36%
School (other than College/University)	1.45%	2.45%	1.00 %	1.95%
<b>Grand Total:</b>	<b>100.00%</b>	<b>100.00%</b>	<b>100.00%</b>	<b>100.00 %</b>

**NOTES:**

If there were more than one occurrence of the same offense type within an incident and one was completed, all are considered "completed".

Crimes Against Persons are murder, assault offenses, Kidnaping and sex offenses (forcible and non-forcible).

Crimes Against Property are arson, bribery, burglary, counterfeiting/forgery, destruction/damage/vandalism, embezzlement, extortion/blackmail, fraud offenses, larceny-theft offenses, motor vehicle theft, robbery and stolen property offenses.

Crimes Against Society are drug /narcotic offenses, gambling offenses, pornography/obscene material, prostitution offenses and weapon law violations.

Retail establishments include convenience store, department/discount store, gas/service station, grocery/supermarket, liquor store and specialty store.

Food/beverage/lodging facilities include bar/night club, hotel/motel and restaurant.

Other commercial properties include bank/savings and loan, commercial/office building and rental storage facility.

Government/public buildings include government/public building and jail/prison.

Other/unknown includes air/bus/train terminal, church/temple/synagogue, construction site, field/woods, lake/waterway and other/unknown.

# Number of Offenses by Weapons, Selected Offenses

## 2008

### Weapons Used

OFFENSES	Number of Offenses	Weapons Used					
		Firearms	Dangerous Weapons	Personal Weapons	Unknown Weapons	Other Weapons	None
Aggravated Assault	3,055	628	950	964	127	295	91
Forcible Fondling	440	0	3	287	42	15	93
Forcible Rape	369	3	5	217	33	18	93
Oral or Anal Sexual Assault	87	2	3	46	12	3	21
Kidnaping/ Abduction	130	12	14	44	9	6	45
Murder	62	32	15	7	6	2	0
Robbery	864	285	113	294	48	36	88
Sexual Assault with an Object	271	3	5	171	22	15	55

# Victims

In NIBRS, victims can be reported as persons, business, financial institutions, government, religious organizations or society as a whole. 72 of every 100 of the 106,634 reported crime victims were individuals (people). Following in terms of volume were businesses (16%), society/public (10%) and government (1%).

The victims of crimes against persons are always individuals, and society is always the victim in crimes against society. Victims of crimes against property can be any victim type except society. Persons (individuals), however, were the dominant victim types in all crimes against property except embezzlement and bribery.

## Number of Victims by Type

**2008**

		Business	Financial Institution	Government	Individual	Law Enforcement	Other	Religious Organization	Society/Public	Unknown	Total
Crimes Against Persons	ASSAULT OFFENSES	0	0	0	24,832	12	0	0	0	0	<b>24,844</b>
	HOMICIDE OFFENSES	0	0	0	68	0	0	0	0	0	<b>68</b>
	KIDNAPING/ABDUCTION	0	0	0	145	0	0	0	0	0	<b>145</b>
	SEX OFFENSES, FORCIBLE	0	0	0	1,217	0	0	0	0	0	<b>1,217</b>

		Business	Financial Institution	Government	Individual	Law Enforcement	Other	Religious Organization	Society/Public	Unknown	Total
Crimes Against Persons	SEX OFFENSES, NONFORCIBLE	0	0	0	104	0	0	0	0	0	104
	<b>Total</b>	<b>0</b>	<b>0</b>	<b>0</b>	<b>26,366</b>	<b>12</b>	<b>0</b>	<b>0</b>	<b>0</b>	<b>0</b>	<b>26,378</b>
Crimes Against Property	ARSON	82	0	18	275	0	6	4	0	10	395
	BRIBERY	1	0	1	1	0	0	0	0	0	3
	BURGLARY/BREAKING & ENTERING	1,601	11	96	8,719	0	69	106	0	13	10,615
	COUNTERFEITING/FORGERY	773	72	76	1,310	0	7	4	0	4	2,246
	DESTRUCTION/DAMAGE/VANDALISM OF PROPERTY	2,602	17	460	12,948	1	165	127	0	39	16,359
	EMBEZZLEMENT	412	4	13	46	0	4	1	0	2	482
	EXTORTION/BLACKMAIL	2	0	0	9	0	0	0	0	0	11
	FRAUD OFFENSES	966	55	71	2,502	0	10	5	0	19	3,628
	LARCENY/THEFT OFFENSES	10,401	15	282	20,207	0	91	77	0	36	31,109
MOTOR VEHICLE THEFT	284	0	9	2,667	0	3	5	0	3	2,971	

		Business	Financial Institution	Government	Individual	Law Enforcement	Other	Religious Organization	Society/Public	Unknown	Total
Crimes Against Property	ROBBERY	173	5	1	771	0	0	0	0	1	951
	STOLEN PROPERTY OFFENSES	126	0	41	456	0	4	1	0	17	645
	<b>Total</b>	<b>17,423</b>	<b>179</b>	<b>1,068</b>	<b>49,911</b>	<b>1</b>	<b>359</b>	<b>330</b>	<b>0</b>	<b>144</b>	<b>69,415</b>
Crimes Against Society	DRUG/NARCOTIC OFFENSES	0	0	0	0	0	0	0	9,616	0	9,616
	GAMBLING OFFENSES	0	0	0	0	0	0	0	24	0	24
	PORNOGRAPHY/OBSCENE MATERIAL	0	0	0	0	0	0	0	58	0	58
	PROSTITUTION OFFENSES	0	0	0	0	0	0	0	187	0	187
	WEAPON LAW VIOLATIONS	0	0	0	0	0	0	0	956	0	956
	<b>Total</b>	<b>0</b>	<b>0</b>	<b>0</b>	<b>0</b>	<b>0</b>	<b>0</b>	<b>0</b>	<b>10,841</b>	<b>0</b>	<b>10,841</b>
<b>Total</b>		<b>17,423</b>	<b>179</b>	<b>1,068</b>	<b>76,277</b>	<b>13</b>	<b>359</b>	<b>330</b>	<b>10,841</b>	<b>144</b>	<b>106,634</b>

**NOTE**

Victims of more than one offense type are included in each appropriate category.

According to NIBRS data reported, 25% of the persons victimized in 2008 were targets of crimes against persons and 65% victims of crimes against property.

Among all persons reported victimized, 42.0% were males, 12.9% were under the age of 18 (juveniles) and 89.8% were white. Forty seven and one tenths percent (47.1%) of the victims were not injured. Four percent (4.0%) received major injury and 48.0% minor injury. Most persons were victimized in the localities in which they reside.

## Number of Violent Crime Victims by Age, Sex and Race

**2008**

Age	Female					Male					Unknown				Total
	Black	Other	Unknow	White	Total	Black	Other	Unknow	White	Total	Black	Unknow	White	Total	
1-12	62	1	13	604	<b>680</b>	52	2	19	540	<b>613</b>	0	8	2	<b>10</b>	<b>1,303</b>
13-17	139	1	25	1,241	<b>1,406</b>	76	0	18	851	<b>945</b>	1	6	0	<b>7</b>	<b>2,358</b>
18-20	157	6	22	1,494	<b>1,679</b>	95	6	17	838	<b>956</b>	0	1	0	<b>1</b>	<b>2,636</b>
21-25	221	9	33	2,409	<b>2,672</b>	127	9	32	1,536	<b>1,704</b>	0	2	1	<b>3</b>	<b>4,379</b>
26-35	295	12	40	3,810	<b>4,157</b>	191	7	45	2,532	<b>2,775</b>	0	1	3	<b>4</b>	<b>6,936</b>
36-44	148	6	27	2,513	<b>2,694</b>	132	5	22	1,604	<b>1,763</b>	0	4	2	<b>6</b>	<b>4,463</b>
45-54	127	3	17	1,492	<b>1,639</b>	111	7	10	1,173	<b>1,301</b>	0	2	0	<b>2</b>	<b>2,942</b>
55-65	35	2	4	550	<b>591</b>	47	1	5	559	<b>612</b>	0	1	1	<b>2</b>	<b>1,205</b>

	Female					Male					Unknown				Total
	Black	Other	Unknow	White	<b>Total</b>	Black	Other	Unknow	White	<b>Total</b>	Black	Unknow	White	<b>Total</b>	
Over 65	7	1	5	235	<b>248</b>	8	0	3	220	<b>231</b>	0	0	0	<b>0</b>	<b>479</b>
Under 1	2	0	1	10	<b>13</b>	8	0	3	19	<b>30</b>	0	2	1	<b>3</b>	<b>46</b>
Unknown	11	2	92	327	<b>432</b>	32	4	139	853	<b>1,028</b>	0	89	2	<b>91</b>	<b>1,551</b>
<b>Total</b>	<b>1,204</b>	<b>43</b>	<b>279</b>	<b>14,685</b>	<b>16,211</b>	<b>879</b>	<b>41</b>	<b>313</b>	<b>10,725</b>	<b>11,958</b>	<b>1</b>	<b>116</b>	<b>12</b>	<b>129</b>	<b>28,298</b>

**NOTE:**

**Violent Crimes are murder, forcible sex offenses, kidnaping/abduction, assault offenses and robbery.**



# Number of Persons Victimized by Offenses and Resident Status

2008

**NOTE:**

**A Resident is a person who maintains his/her permanent legal residence in the locality or jurisdiction where the incident took place.**  
**Victims of more than offense are counted in each appropriate category.**

		NonResident	Resident	Unknown	Total
Crimes Against Persons	ASSAULT OFFENSES	2,746	20,727	504	23,977
	HOMICIDE OFFENSES	8	54	3	65
	KIDNAPING/ABDUCTION	27	107	3	137
	SEX OFFENSES, FORCIBLE	167	935	20	1,122
	SEX OFFENSES, NONFORCIBLE	14	78	2	94
	<b>Total</b>	<b>2,962</b>	<b>21,901</b>	<b>532</b>	<b>25,395</b>
Crimes Against Property	ARSON	29	227	7	263
	BRIBERY	0	1	0	1
	BURGLARY/BREAKING & ENTERING	669	6,915	77	7,661
	COUNTERFEITING/FORGERY	248	940	24	1,212
	DESTRUCTION/DAMAGE/VANDALISM OF PROPERTY	1,756	10,126	202	12,084
	EMBEZZLEMENT	12	34	1	47
	EXTORTION/BLACKMAIL	2	7	0	9
	FRAUD OFFENSES	413	1,897	38	2,348
	LARCENY/THEFT OFFENSES	2,914	14,914	216	18,044
	MOTOR VEHICLE THEFT	335	2,027	26	2,388
	ROBBERY	144	448	21	613
	STOLEN PROPERTY OFFENSES	101	351	33	485
	<b>Total</b>	<b>6,623</b>	<b>37,887</b>	<b>645</b>	<b>45,155</b>
	<b>Total</b>	<b>9,585</b>	<b>59,788</b>	<b>1,177</b>	<b>70,550</b>

# PROPERTY

---

2008

## Property

In NIBRS, property is reported as burned; counterfeited or forged; damaged/destroyed or vandalized; or stolen, embezzled, defrauded, etc. Law enforcement activity in relation to property is recorded as recovered (for property stolen) or seized (as in the case of proceeds from illegal gambling operation). The type of property involved, as well as its value, is recorded for each type of loss/activity.

The state's law enforcement agencies jointly reported \$209,962,750 in total property losses with \$108,891,226 (51.9%) stolen; \$730,149 (0.3%) counterfeited/forgery; \$96,974,172 (46.2%) damaged/destroyed or vandalized; and \$3,367,203 (1.6%) burned. Law enforcement agencies seized property valued at \$335,451 and recovered stolen property valued at \$8,950,748. These figures do not include seizures in connection with drug/narcotic violations.

By property type, the highest dollar losses due to thefts were recorded for the category of other. Burning losses were highest for structures (dwellings, commercial buildings, etc.), and counterfeiting/forgery losses highest for negotiable instruments, such as bearer bonds or endorsed checks, money orders and traveler's checks.

Of the \$108,891,226 dollars worth of property that was stolen, embezzled, etc., the law enforcement departments reported recovering 8.5% or \$9,286,199. The most successful recovery rate was for motor vehicles with \$17,386,328 stolen and \$6,217,571 (35.8%) recovered. In addition to the recovery of property, the agencies reported seizing money valued at \$202,012 and negotiable instruments at \$18,083.

## Value of Property Loss Due to Criminal Action, Property Type

### 2008

	Burned	Counterfeited/Forged	Destroyed/Damaged/ Vandalized	Stolen/Etc.	Total
Computer/Hardware /Software	\$16,846.00	\$1.00	\$161,686.00	\$2,671,101.00	\$2,849,634.00
Jewelry	\$0.00	\$0.00	\$2,032.00	\$5,461,176.00	\$5,463,208.00
Money	\$0.00	\$146,760.00	\$2,172.00	\$18,949,970.00	\$19,098,902.00
Motor Vehicle Parts or Accessories	\$16,575.00	\$247.00	\$2,775,144.00	\$1,270,214.00	\$4,062,180.00
Motor Vehicles	\$738,533.00	\$131.00	\$2,955,883.00	\$17,353,928.00	\$21,048,475.00
Negotiable Instruments	\$0.00	\$359,262.00	\$627.00	\$737,164.00	\$1,097,053.00
NonNegotiable Instruments	\$0.00	\$0.00	\$0.00	\$0.00	\$0.00
Other	\$308,742.00	\$221,060.00	\$89,452,253.00	\$55,300,043.00	\$145,282,098.00
Radios/TVs/VCR	\$450.00	\$0.00	\$78,765.00	\$3,167,022.00	\$3,246,237.00
Structures	\$2,269,591.00	\$0.00	\$1,375,466.00	\$31,540.00	\$3,676,597.00
Tools	\$6,416.00	\$0.00	\$156,208.00	\$3,458,451.00	\$3,621,075.00
Total	\$3,357,153.00	\$727,461.00	\$96,960,236.00	\$108,400,609.00	\$209,445,459.00

# Value of Property Recovered or Seized by Law Enforcement Agencies, Property Type

---

## 2008

	Recovered	Seized	Total
Computer/Hardware/Software	\$117,294.00	\$656.00	\$117,950.00
Jewelry	\$218,019.00	\$0.00	\$218,019.00
Money	\$246,021.00	\$200,686.00	\$446,707.00
Motor Vehicle Parts or Accessories	\$76,098.00	\$41.00	\$76,139.00
Motor Vehicles	\$6,214,571.00	\$26,501.00	\$6,241,072.00
Negotiable Instruments	\$3,272.00	\$18,083.00	\$21,355.00
NonNegotiable Instruments	\$0.00	\$0.00	\$0.00
Other	\$1,783,672.00	\$60,427.00	\$1,844,099.00
Radios/TVs/VCR	\$101,119.00	\$2,035.00	\$103,154.00
Structures	\$500.00	\$25,000.00	\$25,500.00
Tools	\$180,892.00	\$696.00	\$181,588.00

	Recovered	Seized	Total
Total	<b>\$8,941,458.00</b>	<b>\$334,125.00</b>	<b>\$9,275,583.00</b>

## Offenders

WVIBR contributors are asked to supply information known about offenders even though no arrests have ever been made. The offender data, therefore, include information about arrestees, fugitives or even persons whose identities are not known but witnesses or victims have supplied characteristics such as approximate age, sex and/or race. In a single incident, one offender may victimize several persons, several victimize one person, or several offenders may victimize several people. According to the 2008 WVIBR data, the average number of *known* offenders ranged from 0.38 for theft from motor vehicle and theft of motor vehicle parts and accessories to 2.25 for operating/promoting/assisting gambling.

# Number of Known Offenders per Incident

## 2008

Offense Type	Number of Incidents	Number of Known Offenders	Average Number of Known Offenders
Murder and Nonnegligent Manslaughter	59	72	1.22
Aggravated Assault	2,937	3,436	1.17
Simple Assault	15,356	17,186	1.12
Intimidation	3,841	4,083	1.06
Kidnaping/Abduction	123	148	1.20
Forcible Rape	366	391	1.07
Forcible Sodomy	83	89	1.07
Sexual Assault With An Object	271	296	1.09
Forcible Fondling	442	474	1.07
Incest	18	22	1.22
Statutory Rape	84	88	1.05
Arson	370	270	0.73
Bribery	3	3	1.00
Burglary/Breaking & Entering	9,927	5,856	0.59
Counterfeiting/Forgery	2,014	1,938	0.96
Destruction/Damage/Vandalism of Property	15,250	9,973	0.65
Embezzlement	467	531	1.14
False Pretenses/Swindle/Confidence Game	2,144	2,044	0.95
Credit Card/Automatic Teller Fraud	871	624	0.72
Impersonation	402	311	0.77
Welfare Fraud	4	4	1.00
Wire Fraud	39	27	0.69
Pocket-picking	46	43	0.93

<b>Offense Type</b>	<b>Number of Incidents</b>	<b>Number of Known Offenders</b>	<b>Average Number of Known Offenders</b>
Purse-snatching	135	86	0.64
Shoplifting	4,960	5,756	1.16
Theft From Building	2,273	1,698	0.75
Theft From Coin Operated Machine or Device	79	51	0.65
Theft From Motor Vehicle	5,520	2,083	0.38
Theft of Motor Vehicle Parts/Accessories	2,111	808	0.38
All Other Larceny	14,766	9,559	0.65
Motor Vehicle Theft	2,917	1,825	0.63
Robbery	835	948	1.14
Stolen Property Offenses	622	872	1.40
Drug/Narcotic Violations	9,274	11,358	1.22
Drug Equipment Violations	297	414	1.39
Betting/Wagering	9	9	1.00
Operating/Promoting/Assisting Gambling	4	9	2.25
Gambling Equipment Violations	11	12	1.09
Pornography/Obscene Material	58	62	1.07
Prostitution	107	142	1.33
Assisting or Promoting Prostitution	80	125	1.56
Weapon Law Violations	955	1,091	1.14
Others	11	9	0.82

**NOTES:**

**Number of Known Offenders per Incident** - Known means at least one characteristic (age, sex or race) of offender was reported.

**Number of Known Offenders** - Offenders of more than one offense are included in each appropriate category.

## Offender Race versus Victim Race, Violent Crime

2008

Offender Race, Percent Distribution

VICTIM'S RACE	White	Black	American Indian/ Alaskan Native	Asian/ Pacific Islander	Unknown Race
<b>Black</b>	23.0	72.0	0.0	1.0	4.0
<b>Unknown Race</b>	55.0	31.0	0.0	1.0	13.0
<b>White</b>	72.0	20.0	0.0	0.0	7.0
<b>American Indian/ Alaskan Native</b>	100.0	0.0	0.0	0.0	0.0
<b>Asian/ Pacific Islander</b>	29.0	57.0	0.0	0.0	14.0

**NOTES**

Violent crimes are murder, forcible sex offenses, assault offenses, kidnapping/abduction and robbery (a violent crime against property.)

The race of offenders victimizing more than one person is included in each appropriate category. Because of rounding percentages, this table may not add to 100.



# Number of Persons Arrested: Types of Weapons Possessed, Offenses

2008

		Club/Black-Jack/ Brass Knuckles	Firearm-Type Not Stated	Handgun	Lethal Cutting Instrument	Other Firearm	Rifle	Shotgun	Unarmed	Total
Crimes Against Persons	ASSAULT OFFENSES	37	24	82	164	12	29	14	10,924	11,286
	HOMICIDE OFFENSES	0	0	1	1	0	0	1	54	57
	KIDNAPING/ABDUCTION	0	0	0	2	0	0	1	38	41
	SEX OFFENSES, FORCIBLE	0	0	1	0	0	0	0	268	269
	SEX OFFENSES, NONFORCIBLE	0	0	0	0	0	0	0	41	41
	<b>Total</b>	<b>37</b>	<b>24</b>	<b>84</b>	<b>167</b>	<b>12</b>	<b>29</b>	<b>16</b>	<b>11,325</b>	<b>11,694</b>
Crimes Against Property	ARSON	0	0	0	1	0	0	0	63	64
	BRIBERY	0	0	0	0	0	0	0	2	2

		Club/Black-Jack/ Brass Knuckles	Firearm-Type Not Stated	Handgun	Lethal Cutting Instrument	Other Firearm	Rifle	Shotgun	Unarmed	<b>Total</b>
Crimes Against Property	BURGLARY/BREAKING & ENTERING	4	1	5	11	0	1	0	1,273	1,295
	COUNTERFEITING/FOR GERY	0	0	0	1	0	0	0	673	674
	DESTRUCTION/DAMAGE /VANDALISM OF PROPERTY	4	2	6	18	7	2	0	2,204	2,243
	EMBEZZLEMENT	0	1	0	0	0	0	0	172	173
	FRAUD OFFENSES	1	0	2	3	0	0	1	859	866
	LARCENY/THEFT OFFENSES	2	7	10	42	0	0	2	6,606	6,669
	MOTOR VEHICLE THEFT	0	1	2	3	0	0	0	404	410
	ROBBERY	0	6	16	7	1	0	5	243	278
	STOLEN PROPERTY OFFENSES	1	0	8	2	0	0	0	509	520
	<b>Total</b>	<b>12</b>	<b>18</b>	<b>49</b>	<b>88</b>	<b>8</b>	<b>3</b>	<b>8</b>	<b>13,008</b>	<b>13,194</b>

		Club/Black-Jack/ Brass Knuckles	Firearm-Type Not Stated	Handgun	Lethal Cutting Instrument	Other Firearm	Rifle	Shotgun	Unarmed	<b>Total</b>
Crimes Against Society	DRUG/NARCOTIC OFFENSES	<b>8</b>	<b>13</b>	<b>58</b>	<b>71</b>	<b>3</b>	<b>9</b>	<b>2</b>	<b>8,728</b>	<b>8,892</b>
	GAMBLING OFFENSES	<b>0</b>	<b>0</b>	<b>0</b>	<b>0</b>	<b>0</b>	<b>0</b>	<b>0</b>	<b>20</b>	<b>20</b>
	PORNOGRAPHY/OBSCE NE MATERIAL	<b>0</b>	<b>0</b>	<b>0</b>	<b>0</b>	<b>0</b>	<b>0</b>	<b>0</b>	<b>21</b>	<b>21</b>
	PROSTITUTION OFFENSES	<b>0</b>	<b>0</b>	<b>0</b>	<b>2</b>	<b>0</b>	<b>0</b>	<b>0</b>	<b>242</b>	<b>244</b>
	WEAPON LAW VIOLATIONS	<b>8</b>	<b>27</b>	<b>124</b>	<b>81</b>	<b>5</b>	<b>26</b>	<b>11</b>	<b>523</b>	<b>805</b>
	<b>Total</b>	<b>16</b>	<b>40</b>	<b>182</b>	<b>154</b>	<b>8</b>	<b>35</b>	<b>13</b>	<b>9,534</b>	<b>9,982</b>
<b>Total</b>	<b>65</b>	<b>82</b>	<b>315</b>	<b>409</b>	<b>28</b>	<b>67</b>	<b>37</b>	<b>33,867</b>	<b>34,870</b>	

# Group "B" Arrestee Count and Offenses

2008

---

<u>Offense Description</u>	<u>Number of Arrests/Offense</u>
Bad Checks	656
Curfew/Loitering/Vagrancy Violations	212
Disorderly Conduct	1,943
Driving Under The Influence	6,959
Drunkenness	6,162
Family Offenses (Nonviolent)	145
Liquor Law Violations	3,559
Runaway	96
Trespass of Real Property	670
All Other Offenses	18,050
<b>Total Group "B" Arrests</b>	<b>38,452</b>

---

# SECTION II

## JURISDICTIONAL REPORTING

**The individual jurisdictional figures are shown in subsequent tables addressing cities, counties, universities and colleges and other law enforcement agencies. There are three sets of tables: one shows the number of incidents, offenses, victims and offenders recorded for each jurisdiction; the others, the age and sex of victims and of offenders for crimes against persons and property.**

**Due to the many factors than can affect the volume and type of crimes to vary from place to place, care must be exercised in making any comparisons among agencies. Population size is the only crime correlate used in this publication. While other factors are of equal concern, no attempt is made to relate them to the data presented in this document.**

# Age and Sex of Victims Known to Law Enforcement, Crimes Against Persons and Crimes Against Property

## 2008

**NOTE:**

See Appendix for list and definitions of offenses.  
Larceny includes Motor Vehicle Theft

VICTIMS			Crimes Against Persons					Crimes Against Property				Total
			Assault Offenses	Forcible Sex Offenses	Murder	Other Crimes Against Persons	Total	Burglary/ B&E	Larceny	Other Crimes Against Property	Total	
<u>Barbour County</u>	Barbour Co SO	Adult Female	0	0	0	0	0	2	4	4	10	10
		Adult Male	0	0	0	0	0	2	5	4	11	11
		Juvenile Female	0	1	0	0	1	0	0	0	0	1
		<b>Total</b>	<b>0</b>	<b>1</b>	<b>0</b>	<b>0</b>	<b>1</b>	<b>4</b>	<b>9</b>	<b>8</b>	<b>21</b>	<b>22</b>
	Belington PD	Adult Female	9	0	0	0	9	0	2	0	2	11
		Adult Male	3	0	0	0	3	2	0	0	2	5
		Juvenile Female	1	0	0	0	1	0	1	0	1	2
		Juvenile Male	1	0	0	0	1	0	0	0	0	1
		<b>Total</b>	<b>14</b>	<b>0</b>	<b>0</b>	<b>0</b>	<b>14</b>	<b>2</b>	<b>3</b>	<b>0</b>	<b>5</b>	<b>19</b>
	Philippi PD	Adult Female	12	0	1	0	13	2	9	4	15	28
		Adult Male	13	0	0	0	13	0	11	4	15	28
		Juvenile Female	5	1	0	0	6	0	0	0	0	6
		Juvenile Male	3	1	0	0	4	0	0	0	0	4
		<b>Total</b>	<b>33</b>	<b>2</b>	<b>1</b>	<b>0</b>	<b>36</b>	<b>2</b>	<b>20</b>	<b>8</b>	<b>30</b>	<b>66</b>
	Philippi SP	Adult Female	44	2	0	0	46	8	18	31	57	103

			Crimes Against Persons					Crimes Against Property				Total
			Assault Offenses	Forcible Sex Offenses	Murder	Other Crimes Against Persons	Total	Burglary/ B&E	Larceny	Other Crimes Against Property	Total	
<b><u>Barbour County</u></b>	Philippi SP	Adult Male	24	0	0	0	24	18	29	18	65	<b>89</b>
		Juvenile Female	1	4	0	0	5	0	1	0	1	<b>6</b>
		Juvenile Male	1	0	0	0	1	0	0	0	0	<b>1</b>
		<b>Total</b>	<b>70</b>	<b>6</b>	<b>0</b>	<b>0</b>	<b>76</b>	<b>26</b>	<b>48</b>	<b>49</b>	<b>123</b>	<b>199</b>
	<b>Total</b>	<b>117</b>	<b>9</b>	<b>1</b>	<b>0</b>	<b>127</b>	<b>34</b>	<b>80</b>	<b>65</b>	<b>179</b>	<b>306</b>	
<b><u>Berkeley County</u></b>	Berkeley Co SO		0	0	0	0	0	0	0	1	1	<b>1</b>
		Adult Female	312	9	0	0	321	118	242	87	447	<b>768</b>
		Adult Male	190	1	4	0	195	181	345	108	634	<b>829</b>
		Juvenile Female	35	21	0	2	58	1	11	1	13	<b>71</b>
		Juvenile Male	31	3	0	0	34	1	8	2	11	<b>45</b>
		<b>Total</b>	<b>568</b>	<b>34</b>	<b>4</b>	<b>2</b>	<b>608</b>	<b>301</b>	<b>606</b>	<b>199</b>	<b>1,106</b>	<b>1,714</b>
	Martinsburg PD		1	0	0	0	1	0	1	0	1	<b>2</b>
		Adult Female	229	4	0	3	236	44	208	93	345	<b>581</b>
		Adult Male	131	0	0	0	131	45	216	111	372	<b>503</b>
		Juvenile Female	44	10	0	1	55	3	7	3	13	<b>68</b>
		Juvenile Male	44	1	0	0	45	0	6	8	14	<b>59</b>
		<b>Total</b>	<b>449</b>	<b>15</b>	<b>0</b>	<b>4</b>	<b>468</b>	<b>92</b>	<b>438</b>	<b>215</b>	<b>745</b>	<b>1,213</b>
	Martinsburg SP		0	0	0	0	0	0	3	0	3	<b>3</b>
Adult Female		193	6	0	0	199	70	130	124	324	<b>523</b>	
Adult Male		126	0	0	2	128	101	183	119	403	<b>531</b>	

			Crimes Against Persons					Crimes Against Property				Total
			Assault Offenses	Forcible Sex Offenses	Murder	Other Crimes Against Persons	Total	Burglary/ B&E	Larceny	Other Crimes Against Property	Total	
<b><u>Berkeley County</u></b>	Martinsburg SP	Juvenile Female	17	18	0	1	36	0	0	1	1	37
		Juvenile Male	16	1	0	1	18	0	3	0	3	21
		<b>Total</b>	<b>352</b>	<b>25</b>	<b>0</b>	<b>4</b>	<b>381</b>	<b>171</b>	<b>319</b>	<b>244</b>	<b>734</b>	<b>1,115</b>
	<b>Total</b>		<b>1,369</b>	<b>74</b>	<b>4</b>	<b>10</b>	<b>1,457</b>	<b>564</b>	<b>1,363</b>	<b>658</b>	<b>2,585</b>	<b>4,042</b>
<b><u>Boone County</u></b>	Boone Co SO	Adult Female	26	3	0	1	30	12	17	9	38	68
		Adult Male	16	0	0	0	16	10	29	10	49	65
		Juvenile Female	5	0	0	1	6	0	0	0	0	6
		Juvenile Male	0	1	0	0	1	0	0	0	0	1
		<b>Total</b>	<b>47</b>	<b>4</b>	<b>0</b>	<b>2</b>	<b>53</b>	<b>22</b>	<b>46</b>	<b>19</b>	<b>87</b>	<b>140</b>
	Danville PD	Adult Female	1	0	0	0	1	0	0	2	2	3
		Adult Male	1	0	0	0	1	0	0	1	1	2
		<b>Total</b>	<b>2</b>	<b>0</b>	<b>0</b>	<b>0</b>	<b>2</b>	<b>0</b>	<b>0</b>	<b>3</b>	<b>3</b>	<b>5</b>
	Danville SP	Adult Female	63	2	0	1	66	15	57	48	120	186
		Adult Male	47	0	0	1	48	28	77	59	164	212
		Juvenile Female	7	1	0	0	8	0	0	2	2	10
		Juvenile Male	4	1	0	0	5	0	2	1	3	8
		<b>Total</b>	<b>121</b>	<b>4</b>	<b>0</b>	<b>2</b>	<b>127</b>	<b>43</b>	<b>136</b>	<b>110</b>	<b>289</b>	<b>416</b>
	Madison PD	Adult Female	3	0	0	0	3	0	0	0	0	3
		Adult Male	0	0	0	0	0	0	0	2	2	2
		<b>Total</b>	<b>3</b>	<b>0</b>	<b>0</b>	<b>0</b>	<b>3</b>	<b>0</b>	<b>0</b>	<b>2</b>	<b>2</b>	<b>5</b>



			Crimes Against Persons					Crimes Against Property				Total
			Assault Offenses	Forcible Sex Offenses	Murder	Other Crimes Against Persons	Total	Burglary/ B&E	Larceny	Other Crimes Against Property	Total	
<u>Boone County</u>	Whitesville SP	Adult Female	18	0	0	0	18	8	15	10	33	51
		Adult Male	8	0	0	0	8	13	22	15	50	58
		Juvenile Female	1	0	0	0	1	0	0	0	0	1
		Juvenile Male	1	0	0	0	1	0	0	0	0	1
		<b>Total</b>	<b>28</b>	<b>0</b>	<b>0</b>	<b>0</b>	<b>28</b>	<b>21</b>	<b>37</b>	<b>25</b>	<b>83</b>	<b>111</b>
	<b>Total</b>	<b>201</b>	<b>8</b>	<b>0</b>	<b>4</b>	<b>213</b>	<b>86</b>	<b>219</b>	<b>159</b>	<b>464</b>	<b>677</b>	
<u>Braxton County</u>	Braxton Co SO	Adult Female	21	0	0	0	21	7	5	5	17	38
		Adult Male	28	0	0	0	28	7	12	8	27	55
		Juvenile Female	2	1	0	0	3	0	0	0	0	3
		<b>Total</b>	<b>51</b>	<b>1</b>	<b>0</b>	<b>0</b>	<b>52</b>	<b>14</b>	<b>17</b>	<b>13</b>	<b>44</b>	<b>96</b>
	Sutton SP	Adult Female	33	0	0	0	33	6	28	34	68	101
		Adult Male	33	2	1	0	36	8	40	36	84	120
		Juvenile Female	9	1	0	1	11	0	0	0	0	11
		Juvenile Male	3	1	0	0	4	0	0	0	0	4
		<b>Total</b>	<b>78</b>	<b>4</b>	<b>1</b>	<b>1</b>	<b>84</b>	<b>14</b>	<b>68</b>	<b>70</b>	<b>152</b>	<b>236</b>
	<b>Total</b>	<b>129</b>	<b>5</b>	<b>1</b>	<b>1</b>	<b>136</b>	<b>28</b>	<b>85</b>	<b>83</b>	<b>196</b>	<b>332</b>	
<u>Brooke County</u>	Bethany PD	Adult Female	2	0	0	0	2	0	0	1	1	3
		Adult Male	2	0	0	0	2	1	0	0	1	3
		<b>Total</b>	<b>4</b>	<b>0</b>	<b>0</b>	<b>0</b>	<b>4</b>	<b>1</b>	<b>0</b>	<b>1</b>	<b>2</b>	<b>6</b>
	Brooke Co		0	0	0	0	0	1	1	0	2	2

			Crimes Against Persons					Crimes Against Property				Total	
			Assault Offenses	Forcible Sex Offenses	Murder	Other Crimes Against Persons	Total	Burglary/ B&E	Larceny	Other Crimes Against Property	Total		
<b><u>Brooke County</u></b>	Brooke Co SO	Adult Female	34	0	0	0	34	13	29	17	59	<b>93</b>	
		Adult Male	25	0	0	0	25	28	41	32	101	<b>126</b>	
		Juvenile Female	6	0	0	2	8	0	1	0	1	<b>9</b>	
		Juvenile Male	4	2	0	0	6	0	1	0	1	<b>7</b>	
		<b>Total</b>	<b>69</b>	<b>2</b>	<b>0</b>	<b>2</b>	<b>73</b>	<b>42</b>	<b>73</b>	<b>49</b>	<b>164</b>	<b>237</b>	
	Follansbee PD	Adult Female	9	0	0	0	9	5	14	8	27	<b>36</b>	
		Adult Male	9	0	0	0	9	4	10	6	20	<b>29</b>	
		Juvenile Female	2	1	0	0	3	0	2	0	2	<b>5</b>	
		Juvenile Male	1	1	0	0	2	0	1	0	1	<b>3</b>	
		<b>Total</b>	<b>21</b>	<b>2</b>	<b>0</b>	<b>0</b>	<b>23</b>	<b>9</b>	<b>27</b>	<b>14</b>	<b>50</b>	<b>73</b>	
	Wellsburg PD	Adult Female	6	0	0	0	6	5	11	17	33	<b>39</b>	
		Adult Male	8	0	0	1	9	16	17	13	46	<b>55</b>	
		Juvenile Female	2	1	0	1	4	0	0	0	0	<b>4</b>	
		<b>Total</b>	<b>16</b>	<b>1</b>	<b>0</b>	<b>2</b>	<b>19</b>	<b>21</b>	<b>28</b>	<b>30</b>	<b>79</b>	<b>98</b>	
	Wellsburg SP	Adult Female	6	2	0	2	10	0	2	4	6	<b>16</b>	
		Adult Male	1	0	0	0	1	3	8	4	15	<b>16</b>	
		Juvenile Female	1	0	0	0	1	0	0	0	0	<b>1</b>	
		<b>Total</b>	<b>8</b>	<b>2</b>	<b>0</b>	<b>2</b>	<b>12</b>	<b>3</b>	<b>10</b>	<b>8</b>	<b>21</b>	<b>33</b>	
	<b>Total</b>			<b>118</b>	<b>7</b>	<b>0</b>	<b>6</b>	<b>131</b>	<b>76</b>	<b>138</b>	<b>102</b>	<b>316</b>	<b>447</b>
	<b><u>CABELL</u></b>	Barboursvill	Adult Female	36	1	0	0	37	15	34	29	78	<b>115</b>

			Crimes Against Persons					Crimes Against Property				Total
			Assault Offenses	Forcible Sex Offenses	Murder	Other Crimes Against Persons	Total	Burglary/B&E	Larceny	Other Crimes Against Property	Total	
<b><u>CABELL County</u></b>	Barboursville PD	Adult Male	41	0	0	0	41	15	39	39	93	<b>134</b>
		Juvenile Female	6	1	0	0	7	0	2	1	3	<b>10</b>
		Juvenile Male	6	0	0	0	6	0	1	0	1	<b>7</b>
		<b>Total</b>	<b>89</b>	<b>2</b>	<b>0</b>	<b>0</b>	<b>91</b>	<b>30</b>	<b>76</b>	<b>69</b>	<b>175</b>	<b>266</b>
	Cabell CO SO		0	0	0	0	0	0	1	0	1	<b>1</b>
		Adult Female	263	10	0	6	279	87	222	226	535	<b>814</b>
		Adult Male	166	1	1	2	170	123	232	239	594	<b>764</b>
		Juvenile Female	30	14	0	5	49	0	18	4	22	<b>71</b>
		Juvenile Male	34	2	0	1	37	1	7	10	18	<b>55</b>
		<b>Total</b>	<b>493</b>	<b>27</b>	<b>1</b>	<b>14</b>	<b>535</b>	<b>211</b>	<b>480</b>	<b>479</b>	<b>1,170</b>	<b>1,705</b>
	Huntington PD		0	0	0	0	0	0	0	1	1	<b>1</b>
		Adult Female	535	36	4	6	581	363	903	574	1,840	<b>2,421</b>
		Adult Male	332	2	4	0	338	465	911	561	1,937	<b>2,275</b>
		Juvenile Female	39	38	0	4	81	0	12	2	14	<b>95</b>
		Juvenile Male	43	3	0	3	49	2	12	1	15	<b>64</b>
		<b>Total</b>	<b>949</b>	<b>79</b>	<b>8</b>	<b>13</b>	<b>1,049</b>	<b>830</b>	<b>1,838</b>	<b>1,139</b>	<b>3,807</b>	<b>4,856</b>
	Huntington SP	Adult Female	127	3	0	1	131	51	144	134	329	<b>460</b>
		Adult Male	88	0	0	0	88	42	152	83	277	<b>365</b>
		Juvenile Female	10	4	0	3	17	0	1	3	4	<b>21</b>
		Juvenile Male	12	2	0	0	14	0	1	0	1	<b>15</b>

		Crimes Against Persons					Crimes Against Property				Total	
		Assault Offenses	Forcible Sex Offenses	Murder	Other Crimes Against Persons	Total	Burglary/ B&E	Larceny	Other Crimes Against Property	Total		
<b><u>CABELL County</u></b>	Huntington PD	<b>Total</b>	<b>237</b>	<b>9</b>	<b>0</b>	<b>4</b>	<b>250</b>	<b>93</b>	<b>298</b>	<b>220</b>	<b>611</b>	<b>861</b>
	Marshall Univ Police	Adult Female	17	1	0	0	18	1	33	9	43	<b>61</b>
		Adult Male	11	0	0	0	11	2	78	17	97	<b>108</b>
		<b>Total</b>	<b>28</b>	<b>1</b>	<b>0</b>	<b>0</b>	<b>29</b>	<b>3</b>	<b>111</b>	<b>26</b>	<b>140</b>	<b>169</b>
	Milton PD	Adult Female	5	0	0	0	5	8	6	0	14	<b>19</b>
		Adult Male	6	0	0	0	6	7	9	0	16	<b>22</b>
		Juvenile Female	0	0	0	0	0	1	0	0	1	<b>1</b>
		Juvenile Male	1	0	0	0	1	0	0	0	0	<b>1</b>
		<b>Total</b>	<b>12</b>	<b>0</b>	<b>0</b>	<b>0</b>	<b>12</b>	<b>16</b>	<b>15</b>	<b>0</b>	<b>31</b>	<b>43</b>
	<b>Total</b>		<b>1,808</b>	<b>118</b>	<b>9</b>	<b>31</b>	<b>1,966</b>	<b>1,183</b>	<b>2,818</b>	<b>1,933</b>	<b>5,934</b>	<b>7,900</b>
	<b><u>Calhoun County</u></b>	Grantsville SP	Adult Female	23	0	0	0	23	10	15	43	68
Adult Male			17	0	0	0	17	23	41	34	98	<b>115</b>
Juvenile Female			6	5	0	2	13	0	0	0	0	<b>13</b>
Juvenile Male			8	1	0	0	9	0	2	0	2	<b>11</b>
<b>Total</b>			<b>54</b>	<b>6</b>	<b>0</b>	<b>2</b>	<b>62</b>	<b>33</b>	<b>58</b>	<b>77</b>	<b>168</b>	<b>230</b>
<b>Total</b>		<b>54</b>	<b>6</b>	<b>0</b>	<b>2</b>	<b>62</b>	<b>33</b>	<b>58</b>	<b>77</b>	<b>168</b>	<b>230</b>	
<b><u>Clay County</u></b>	Clay SP		0	0	0	0	0	1	0	0	1	<b>1</b>
		Adult Female	22	1	0	0	23	11	12	18	41	<b>64</b>
		Adult Male	25	0	0	0	25	18	26	12	56	<b>81</b>
		Juvenile Female	3	9	0	0	12	0	0	0	0	<b>12</b>

			Crimes Against Persons					Crimes Against Property				Total
			Assault Offenses	Forcible Sex Offenses	Murder	Other Crimes Against Persons	Total	Burglary/ B&E	Larceny	Other Crimes Against Property	Total	
<u>Clay County</u>	Clay SP	Juvenile Male	1	0	0	0	1	0	0	0	0	1
		<b>Total</b>	<b>51</b>	<b>10</b>	<b>0</b>	<b>0</b>	<b>61</b>	<b>30</b>	<b>38</b>	<b>30</b>	<b>98</b>	<b>159</b>
	<b>Total</b>		<b>51</b>	<b>10</b>	<b>0</b>	<b>0</b>	<b>61</b>	<b>30</b>	<b>38</b>	<b>30</b>	<b>98</b>	<b>159</b>
<u>Doddridge County</u>	Doddridge Co SO	Adult Female	5	2	0	0	7	0	2	0	2	9
		Adult Male	7	0	0	0	7	1	3	1	5	12
		Juvenile Female	1	3	0	1	5	0	0	0	0	5
		Juvenile Male	0	1	0	0	1	0	0	0	0	1
		<b>Total</b>	<b>13</b>	<b>6</b>	<b>0</b>	<b>1</b>	<b>20</b>	<b>1</b>	<b>5</b>	<b>1</b>	<b>7</b>	<b>27</b>
	West Union PD	Adult Female	0	0	0	0	0	1	2	2	5	5
		Adult Male	2	0	0	0	2	2	1	1	4	6
		<b>Total</b>	<b>2</b>	<b>0</b>	<b>0</b>	<b>0</b>	<b>2</b>	<b>3</b>	<b>3</b>	<b>3</b>	<b>9</b>	<b>11</b>
	West Union SP	Adult Female	16	2	0	0	18	2	5	3	10	28
		Adult Male	5	0	0	0	5	6	7	6	19	24
		Juvenile Female	1	3	0	0	4	0	0	0	0	4
		<b>Total</b>	<b>22</b>	<b>5</b>	<b>0</b>	<b>0</b>	<b>27</b>	<b>8</b>	<b>12</b>	<b>9</b>	<b>29</b>	<b>56</b>
	<b>Total</b>		<b>37</b>	<b>11</b>	<b>0</b>	<b>1</b>	<b>49</b>	<b>12</b>	<b>20</b>	<b>13</b>	<b>45</b>	<b>94</b>
<u>Fayette County</u>	Ansted PD	Adult Female	1	0	0	0	1	0	1	1	2	3
		Adult Male	3	0	0	0	3	0	1	3	4	7
		Juvenile Male	0	0	0	0	0	0	1	0	1	1
		<b>Total</b>	<b>4</b>	<b>0</b>	<b>0</b>	<b>0</b>	<b>4</b>	<b>0</b>	<b>3</b>	<b>4</b>	<b>7</b>	<b>11</b>

			Crimes Against Persons					Crimes Against Property				Total
			Assault Offenses	Forcible Sex Offenses	Murder	Other Crimes Against Persons	Total	Burglary/ B&E	Larceny	Other Crimes Against Property	Total	
<b><u>Fayette County</u></b>	Fayette Co SO	Adult Female	120	10	1	0	131	46	54	62	162	<b>293</b>
		Adult Male	94	0	1	0	95	56	77	85	218	<b>313</b>
		Juvenile Female	9	8	0	1	18	0	0	0	0	<b>18</b>
		Juvenile Male	11	1	1	2	15	0	0	1	1	<b>16</b>
		<b>Total</b>	<b>234</b>	<b>19</b>	<b>3</b>	<b>3</b>	<b>259</b>	<b>102</b>	<b>131</b>	<b>148</b>	<b>381</b>	<b>640</b>
	Fayetteville PD		2	0	0	0	2	0	0	0	0	<b>2</b>
		Adult Female	2	0	0	0	2	7	14	11	32	<b>34</b>
		Adult Male	2	0	0	0	2	0	10	8	18	<b>20</b>
		Juvenile Female	1	1	0	0	2	0	1	1	2	<b>4</b>
		Juvenile Male	1	0	0	0	1	0	1	0	1	<b>2</b>
		<b>Total</b>	<b>8</b>	<b>1</b>	<b>0</b>	<b>0</b>	<b>9</b>	<b>7</b>	<b>26</b>	<b>20</b>	<b>53</b>	<b>62</b>
	Gauley Bridge PD	Adult Female	2	0	0	0	2	0	1	0	1	<b>3</b>
		Adult Male	1	0	0	0	1	0	1	1	2	<b>3</b>
		<b>Total</b>	<b>3</b>	<b>0</b>	<b>0</b>	<b>0</b>	<b>3</b>	<b>0</b>	<b>2</b>	<b>1</b>	<b>3</b>	<b>6</b>
	Gauley Bridge SP	Adult Female	9	0	0	0	9	4	8	8	20	<b>29</b>
		Adult Male	9	0	0	0	9	6	18	4	28	<b>37</b>
		Juvenile Female	2	0	0	0	2	0	0	0	0	<b>2</b>
		Juvenile Male	1	0	0	0	1	0	1	0	1	<b>2</b>
		<b>Total</b>	<b>21</b>	<b>0</b>	<b>0</b>	<b>0</b>	<b>21</b>	<b>10</b>	<b>27</b>	<b>12</b>	<b>49</b>	<b>70</b>
	Montgomer	Adult Female	10	0	0	0	10	2	22	22	46	<b>56</b>

			Crimes Against Persons					Crimes Against Property				Total
			Assault Offenses	Forcible Sex Offenses	Murder	Other Crimes Against Persons	Total	Burglary/ B&E	Larceny	Other Crimes Against Property	Total	
<b><u>Fayette County</u></b>	Montgomery PD	Adult Male	7	0	0	0	7	2	14	13	29	36
		Juvenile Female	2	0	0	0	2	0	0	0	0	2
		<b>Total</b>	<b>19</b>	<b>0</b>	<b>0</b>	<b>0</b>	<b>19</b>	<b>4</b>	<b>36</b>	<b>35</b>	<b>75</b>	<b>94</b>
	Oak Hill PD	Adult Female	66	2	0	0	68	8	57	39	104	172
		Adult Male	43	0	0	0	43	17	67	45	129	172
		Juvenile Female	9	1	0	2	12	0	2	0	2	14
		Juvenile Male	7	2	0	0	9	0	2	1	3	12
		<b>Total</b>	<b>125</b>	<b>5</b>	<b>0</b>	<b>2</b>	<b>132</b>	<b>25</b>	<b>128</b>	<b>85</b>	<b>238</b>	<b>370</b>
	Oak Hill SP	Adult Female	41	2	0	0	43	9	18	21	48	91
		Adult Male	36	0	0	0	36	11	55	30	96	132
		Juvenile Female	2	2	0	0	4	0	0	0	0	4
		Juvenile Male	5	4	0	0	9	0	1	0	1	10
		<b>Total</b>	<b>84</b>	<b>8</b>	<b>0</b>	<b>0</b>	<b>92</b>	<b>20</b>	<b>74</b>	<b>51</b>	<b>145</b>	<b>237</b>
	WVU Tech-Security	Adult Female	6	0	0	0	6	2	1	0	3	9
		Adult Male	2	0	0	0	2	5	13	7	25	27
<b>Total</b>		<b>8</b>	<b>0</b>	<b>0</b>	<b>0</b>	<b>8</b>	<b>7</b>	<b>14</b>	<b>7</b>	<b>28</b>	<b>36</b>	
<b>Total</b>			<b>506</b>	<b>33</b>	<b>3</b>	<b>5</b>	<b>547</b>	<b>175</b>	<b>441</b>	<b>363</b>	<b>979</b>	<b>1,526</b>
<b><u>Gilmer County</u></b>	Gilmer Co SO	Adult Female	2	0	0	0	2	2	2	1	5	7
		Adult Male	3	0	0	0	3	2	7	3	12	15
		Juvenile Female	1	0	0	0	1	0	0	0	0	1

		Crimes Against Persons					Crimes Against Property				Total	
		Assault Offenses	Forcible Sex Offenses	Murder	Other Crimes Against Persons	Total	Burglary/ B&E	Larceny	Other Crimes Against Property	Total		
<b><u>Gilmer County</u></b>	Gilmer Co SO	<b>Total</b>	<b>6</b>	<b>0</b>	<b>0</b>	<b>0</b>	<b>6</b>	<b>4</b>	<b>9</b>	<b>4</b>	<b>17</b>	<b>23</b>
	Glennville PD	Adult Female	5	0	0	0	5	1	3	1	5	<b>10</b>
		Adult Male	2	0	0	0	2	1	2	3	6	<b>8</b>
		<b>Total</b>	<b>7</b>	<b>0</b>	<b>0</b>	<b>0</b>	<b>7</b>	<b>2</b>	<b>5</b>	<b>4</b>	<b>11</b>	<b>18</b>
	Glennville SP	Adult Female	26	1	0	0	27	4	7	8	19	<b>46</b>
		Adult Male	25	0	0	0	25	6	12	8	26	<b>51</b>
		Juvenile Female	0	2	0	0	2	0	0	0	0	<b>2</b>
		Juvenile Male	0	1	0	1	2	0	0	0	0	<b>2</b>
		<b>Total</b>	<b>51</b>	<b>4</b>	<b>0</b>	<b>1</b>	<b>56</b>	<b>10</b>	<b>19</b>	<b>16</b>	<b>45</b>	<b>101</b>
	Glennville State College	Adult Female	1	0	0	0	1	0	0	0	0	<b>1</b>
		<b>Total</b>	<b>1</b>	<b>0</b>	<b>0</b>	<b>0</b>	<b>1</b>	<b>0</b>	<b>0</b>	<b>0</b>	<b>0</b>	<b>1</b>
<b>Total</b>		<b>65</b>	<b>4</b>	<b>0</b>	<b>1</b>	<b>70</b>	<b>16</b>	<b>33</b>	<b>24</b>	<b>73</b>	<b>143</b>	
<b><u>Grant County</u></b>	Petersburg SP	Adult Female	23	0	0	0	23	1	9	12	22	<b>45</b>
		Adult Male	21	0	0	0	21	7	9	11	27	<b>48</b>
		Juvenile Female	6	1	0	0	7	0	0	2	2	<b>9</b>
		Juvenile Male	2	0	0	0	2	0	0	0	0	<b>2</b>
		<b>Total</b>	<b>52</b>	<b>1</b>	<b>0</b>	<b>0</b>	<b>53</b>	<b>8</b>	<b>18</b>	<b>25</b>	<b>51</b>	<b>104</b>
	<b>Total</b>		<b>52</b>	<b>1</b>	<b>0</b>	<b>0</b>	<b>53</b>	<b>8</b>	<b>18</b>	<b>25</b>	<b>51</b>	<b>104</b>
<b><u>Greenbrier County</u></b>	Greenbrier Co SO	Adult Female	23	0	0	0	23	15	23	21	59	<b>82</b>
		Adult Male	26	0	0	0	26	12	43	24	79	<b>105</b>



			Crimes Against Persons					Crimes Against Property					Total
			Assault Offenses	Forcible Sex Offenses	Murder	Other Crimes Against Persons	Total	Burglary/ B&E	Larceny	Other Crimes Against Property	Total		
<b><u>Greenbrier County</u></b>	Greenbrier Co SO	Juvenile Female	8	2	0	0	10	0	0	1	1	11	
		Juvenile Male	2	2	0	0	4	0	0	0	0	4	
		<b>Total</b>	<b>59</b>	<b>4</b>	<b>0</b>	<b>0</b>	<b>63</b>	<b>27</b>	<b>66</b>	<b>46</b>	<b>139</b>	<b>202</b>	
	Lewisburg PD	Adult Female	5	0	0	0	5	0	5	2	7	12	
		Adult Male	7	0	0	0	7	1	7	6	14	21	
		Juvenile Female	1	0	0	0	1	0	0	0	0	1	
		Juvenile Male	0	1	0	0	1	0	0	0	0	1	
		<b>Total</b>	<b>13</b>	<b>1</b>	<b>0</b>	<b>0</b>	<b>14</b>	<b>1</b>	<b>12</b>	<b>8</b>	<b>21</b>	<b>35</b>	
	Lewisburg SP	Adult Female	31	10	0	0	41	5	23	23	51	92	
		Adult Male	17	0	0	0	17	15	40	23	78	95	
		Juvenile Female	4	13	0	0	17	0	0	0	0	17	
		Juvenile Male	7	0	0	0	7	0	0	0	0	7	
		<b>Total</b>	<b>59</b>	<b>23</b>	<b>0</b>	<b>0</b>	<b>82</b>	<b>20</b>	<b>63</b>	<b>46</b>	<b>129</b>	<b>211</b>	
	Rainelle SP	Adult Female	9	1	0	0	10	7	18	16	41	51	
		Adult Male	6	0	0	0	6	13	33	26	72	78	
		Juvenile Female	2	0	0	0	2	0	1	1	2	4	
		Juvenile Male	1	1	0	0	2	0	1	1	2	4	
		<b>Total</b>	<b>18</b>	<b>2</b>	<b>0</b>	<b>0</b>	<b>20</b>	<b>20</b>	<b>53</b>	<b>44</b>	<b>117</b>	<b>137</b>	
	Ronceverte PD	Adult Female	2	0	0	0	2	0	4	0	4	6	
		Adult Male	5	0	0	0	5	1	1	1	3	8	

			Crimes Against Persons					Crimes Against Property				Total
			Assault Offenses	Forcible Sex Offenses	Murder	Other Crimes Against Persons	Total	Burglary/ B&E	Larceny	Other Crimes Against Property	Total	
<b><u>Greenbrier County</u></b>	Ronceverte PD	Juvenile Female	2	0	0	0	2	0	0	0	0	2
		<b>Total</b>	<b>9</b>	<b>0</b>	<b>0</b>	<b>0</b>	<b>9</b>	<b>1</b>	<b>5</b>	<b>1</b>	<b>7</b>	<b>16</b>
	White Sulphur Springs PD	Adult Female	4	0	0	0	4	0	0	3	3	7
		Adult Male	2	0	0	0	2	0	0	3	3	5
		Juvenile Male	2	0	0	0	2	0	0	0	0	2
		<b>Total</b>	<b>8</b>	<b>0</b>	<b>0</b>	<b>0</b>	<b>8</b>	<b>0</b>	<b>0</b>	<b>6</b>	<b>6</b>	<b>14</b>
	<b>Total</b>		<b>166</b>	<b>30</b>	<b>0</b>	<b>0</b>	<b>196</b>	<b>69</b>	<b>199</b>	<b>151</b>	<b>419</b>	<b>615</b>
<b><u>Hampshire County</u></b>	Capon Bridge PD	Adult Male	2	0	0	0	2	0	0	2	2	4
		<b>Total</b>	<b>2</b>	<b>0</b>	<b>0</b>	<b>0</b>	<b>2</b>	<b>0</b>	<b>0</b>	<b>2</b>	<b>2</b>	<b>4</b>
	Hampshire Co SO	Adult Female	65	0	0	0	65	18	20	27	65	130
		Adult Male	57	0	1	0	58	41	47	30	118	176
		Juvenile Female	5	5	0	0	10	1	1	0	2	12
		Juvenile Male	3	0	0	0	3	0	1	1	2	5
		<b>Total</b>	<b>130</b>	<b>5</b>	<b>1</b>	<b>0</b>	<b>136</b>	<b>60</b>	<b>69</b>	<b>58</b>	<b>187</b>	<b>323</b>
	Romney PD	Adult Female	2	1	0	0	3	0	0	1	1	4
		Adult Male	2	0	0	0	2	0	0	0	0	2
		Juvenile Female	1	0	0	0	1	0	0	0	0	1
		<b>Total</b>	<b>5</b>	<b>1</b>	<b>0</b>	<b>0</b>	<b>6</b>	<b>0</b>	<b>0</b>	<b>1</b>	<b>1</b>	<b>7</b>
	Romney SP	Adult Female	58	2	0	0	60	17	34	39	90	150
Adult Male		58	0	0	0	58	21	58	44	123	181	

			Crimes Against Persons					Crimes Against Property					Total
			Assault Offenses	Forcible Sex Offenses	Murder	Other Crimes Against Persons	Total	Burglary/ B&E	Larceny	Other Crimes Against Property	Total		
<u><b>Hampshire County</b></u>	Romney SP	Juvenile Female	11	8	0	0	19	0	0	3	3	<b>22</b>	
		Juvenile Male	7	0	0	0	7	0	1	0	1	<b>8</b>	
		<b>Total</b>	<b>134</b>	<b>10</b>	<b>0</b>	<b>0</b>	<b>144</b>	<b>38</b>	<b>93</b>	<b>86</b>	<b>217</b>	<b>361</b>	
	<b>Total</b>		<b>271</b>	<b>16</b>	<b>1</b>	<b>0</b>	<b>288</b>	<b>98</b>	<b>162</b>	<b>147</b>	<b>407</b>	<b>695</b>	
<u><b>Hancock County</b></u>	Hancock Co SO	Adult Female	15	0	0	0	15	2	11	5	18	<b>33</b>	
		Adult Male	11	0	0	0	11	6	8	9	23	<b>34</b>	
		Juvenile Female	4	0	0	0	4	0	0	0	0	<b>4</b>	
		<b>Total</b>	<b>30</b>	<b>0</b>	<b>0</b>	<b>0</b>	<b>30</b>	<b>8</b>	<b>19</b>	<b>14</b>	<b>41</b>	<b>71</b>	
	New Cumberland SP	Adult Female	1	1	0	0	2	1	11	17	29	<b>31</b>	
		Adult Male	2	0	0	0	2	1	9	10	20	<b>22</b>	
		Juvenile Female	1	0	0	0	1	0	0	0	0	<b>1</b>	
		Juvenile Male	1	1	0	0	2	0	0	0	0	<b>2</b>	
		<b>Total</b>	<b>5</b>	<b>2</b>	<b>0</b>	<b>0</b>	<b>7</b>	<b>2</b>	<b>20</b>	<b>27</b>	<b>49</b>	<b>56</b>	
	Weirton PD		0	0	0	0	0	0	0	2	2	<b>2</b>	
		Adult Female	141	0	0	0	141	19	39	118	176	<b>317</b>	
		Adult Male	85	1	0	0	86	15	50	112	177	<b>263</b>	
		Juvenile Female	13	2	0	2	17	0	4	1	5	<b>22</b>	
		Juvenile Male	12	0	0	0	12	1	0	3	4	<b>16</b>	
<b>Total</b>		<b>251</b>	<b>3</b>	<b>0</b>	<b>2</b>	<b>256</b>	<b>35</b>	<b>93</b>	<b>236</b>	<b>364</b>	<b>620</b>		
<b>Total</b>		<b>286</b>	<b>5</b>	<b>0</b>	<b>2</b>	<b>293</b>	<b>45</b>	<b>132</b>	<b>277</b>	<b>454</b>	<b>747</b>		

		Crimes Against Persons					Crimes Against Property				Total	
		Assault Offenses	Forcible Sex Offenses	Murder	Other Crimes Against Persons	Total	Burglary/ B&E	Larceny	Other Crimes Against Property	Total		
<b><u>Hardy County</u></b>	Hardy Co SO	Adult Female	12	0	0	0	12	7	10	9	26	<b>38</b>
		Adult Male	9	0	0	0	9	17	15	31	63	<b>72</b>
		Juvenile Female	3	0	0	0	3	0	1	1	2	<b>5</b>
		Juvenile Male	5	0	0	0	5	0	0	2	2	<b>7</b>
		<b>Total</b>	<b>29</b>	<b>0</b>	<b>0</b>	<b>0</b>	<b>29</b>	<b>24</b>	<b>26</b>	<b>43</b>	<b>93</b>	<b>122</b>
	Moorefield PD	Adult Female	33	0	0	0	33	10	24	36	70	<b>103</b>
		Adult Male	28	0	0	0	28	6	19	24	49	<b>77</b>
		Juvenile Female	1	0	0	0	1	0	0	0	0	<b>1</b>
		Juvenile Male	2	0	0	0	2	0	2	0	2	<b>4</b>
		<b>Total</b>	<b>64</b>	<b>0</b>	<b>0</b>	<b>0</b>	<b>64</b>	<b>16</b>	<b>45</b>	<b>60</b>	<b>121</b>	<b>185</b>
	Moorefield SP	Adult Female	52	0	0	0	52	8	9	14	31	<b>83</b>
		Adult Male	44	0	0	1	45	17	17	37	71	<b>116</b>
		Juvenile Female	4	6	0	0	10	0	0	0	0	<b>10</b>
		Juvenile Male	2	0	0	0	2	0	0	0	0	<b>2</b>
		<b>Total</b>	<b>102</b>	<b>6</b>	<b>0</b>	<b>1</b>	<b>109</b>	<b>25</b>	<b>26</b>	<b>51</b>	<b>102</b>	<b>211</b>
	Wardensvill e PD	Adult Female	3	0	0	0	3	0	0	2	2	<b>5</b>
		Adult Male	1	0	0	0	1	0	0	0	0	<b>1</b>
		Juvenile Female	1	0	0	0	1	0	0	1	1	<b>2</b>
		<b>Total</b>	<b>5</b>	<b>0</b>	<b>0</b>	<b>0</b>	<b>5</b>	<b>0</b>	<b>0</b>	<b>3</b>	<b>3</b>	<b>8</b>
	<b>Total</b>		<b>200</b>	<b>6</b>	<b>0</b>	<b>1</b>	<b>207</b>	<b>65</b>	<b>97</b>	<b>157</b>	<b>319</b>	<b>526</b>

			Crimes Against Persons					Crimes Against Property				Total
			Assault Offenses	Forcible Sex Offenses	Murder	Other Crimes Against Persons	Total	Burglary/B&E	Larceny	Other Crimes Against Property	Total	
<b><u>Harrison County</u></b>	Bridgeport PD	Adult Female	38	2	0	2	42	7	39	47	93	<b>135</b>
		Adult Male	25	0	0	0	25	10	53	53	116	<b>141</b>
		Juvenile Female	7	1	0	0	8	1	2	1	4	<b>12</b>
		Juvenile Male	12	0	0	0	12	0	4	3	7	<b>19</b>
		<b>Total</b>	<b>82</b>	<b>3</b>	<b>0</b>	<b>2</b>	<b>87</b>	<b>18</b>	<b>98</b>	<b>104</b>	<b>220</b>	<b>307</b>
	Bridgeport SP	Adult Female	68	2	0	0	70	25	60	49	134	<b>204</b>
		Adult Male	42	3	1	0	46	25	90	60	175	<b>221</b>
		Juvenile Female	11	6	0	2	19	0	0	0	0	<b>19</b>
		Juvenile Male	13	3	0	0	16	0	1	0	1	<b>17</b>
		<b>Total</b>	<b>134</b>	<b>14</b>	<b>1</b>	<b>2</b>	<b>151</b>	<b>50</b>	<b>151</b>	<b>109</b>	<b>310</b>	<b>461</b>
	Clarksburg PD		0	0	0	0	0	0	1	2	3	<b>3</b>
		Adult Female	233	9	1	2	245	62	175	167	404	<b>649</b>
		Adult Male	163	0	0	0	163	97	198	157	452	<b>615</b>
		Juvenile Female	36	8	0	2	46	2	10	1	13	<b>59</b>
		Juvenile Male	35	2	0	0	37	0	12	5	17	<b>54</b>
		<b>Total</b>	<b>467</b>	<b>19</b>	<b>1</b>	<b>4</b>	<b>491</b>	<b>161</b>	<b>396</b>	<b>332</b>	<b>889</b>	<b>1,380</b>
	Harrison Co SO	Adult Female	127	3	0	0	130	44	114	86	244	<b>374</b>
		Adult Male	80	2	0	0	82	60	124	92	276	<b>358</b>
		Juvenile Female	13	15	0	0	28	0	1	2	3	<b>31</b>
		Juvenile Male	9	8	0	0	17	0	0	2	2	<b>19</b>

		Crimes Against Persons					Crimes Against Property				Total	
		Assault Offenses	Forcible Sex Offenses	Murder	Other Crimes Against Persons	Total	Burglary/B&E	Larceny	Other Crimes Against Property	Total		
<b><u>Harrison County</u></b>	Harrison Co	<b>Total</b>	<b>229</b>	<b>28</b>	<b>0</b>	<b>0</b>	<b>257</b>	<b>104</b>	<b>239</b>	<b>182</b>	<b>525</b>	<b>782</b>
	Lumberport PD	Adult Female	1	0	0	0	1	0	0	0	0	1
		Adult Male	0	0	0	0	0	1	3	0	4	4
		<b>Total</b>	<b>1</b>	<b>0</b>	<b>0</b>	<b>0</b>	<b>1</b>	<b>1</b>	<b>3</b>	<b>0</b>	<b>4</b>	<b>5</b>
	Nutter Fort PD	Adult Female	1	0	0	0	1	4	11	4	19	20
		Adult Male	10	0	0	0	10	1	5	1	7	17
		<b>Total</b>	<b>11</b>	<b>0</b>	<b>0</b>	<b>0</b>	<b>11</b>	<b>5</b>	<b>16</b>	<b>5</b>	<b>26</b>	<b>37</b>
	Salem PD	Juvenile Female	0	1	0	0	1	0	0	0	0	1
		<b>Total</b>	<b>0</b>	<b>1</b>	<b>0</b>	<b>0</b>	<b>1</b>	<b>0</b>	<b>0</b>	<b>0</b>	<b>0</b>	<b>1</b>
	Shinnston PD	Adult Female	26	0	0	0	26	1	18	10	29	55
		Adult Male	7	0	0	0	7	2	11	9	22	29
		Juvenile Female	2	0	0	0	2	0	1	0	1	3
		Juvenile Male	1	0	0	0	1	0	1	0	1	2
		<b>Total</b>	<b>36</b>	<b>0</b>	<b>0</b>	<b>0</b>	<b>36</b>	<b>3</b>	<b>31</b>	<b>19</b>	<b>53</b>	<b>89</b>
	Stonewood PD	Adult Female	2	0	0	0	2	0	3	0	3	5
Adult Male		1	0	0	0	1	2	2	0	4	5	
Juvenile Female		0	0	0	0	0	0	1	0	1	1	
<b>Total</b>		<b>3</b>	<b>0</b>	<b>0</b>	<b>0</b>	<b>3</b>	<b>2</b>	<b>6</b>	<b>0</b>	<b>8</b>	<b>11</b>	
<b>Total</b>		<b>963</b>	<b>65</b>	<b>2</b>	<b>8</b>	<b>1,038</b>	<b>344</b>	<b>940</b>	<b>751</b>	<b>2,035</b>	<b>3,073</b>	
<b><u>Jackson</u></b>	Jackson Co		0	0	0	0	1	0	0	1	1	

			Crimes Against Persons					Crimes Against Property				Total
			Assault Offenses	Forcible Sex Offenses	Murder	Other Crimes Against Persons	Total	Burglary/ B&E	Larceny	Other Crimes Against Property	Total	
<b><u>Jackson County</u></b>	Jackson Co SO	Adult Female	66	3	0	2	71	18	27	3	48	<b>119</b>
		Adult Male	37	0	0	0	37	24	53	7	84	<b>121</b>
		Juvenile Female	9	0	0	0	9	0	2	0	2	<b>11</b>
		Juvenile Male	1	0	0	0	1	0	0	0	0	<b>1</b>
		<b>Total</b>	<b>113</b>	<b>3</b>	<b>0</b>	<b>2</b>	<b>118</b>	<b>43</b>	<b>82</b>	<b>10</b>	<b>135</b>	<b>253</b>
	Ravenswo d PD	Adult Female	13	0	0	0	13	0	4	1	5	<b>18</b>
		Adult Male	4	0	0	0	4	5	12	0	17	<b>21</b>
		Juvenile Female	1	0	0	0	1	0	0	0	0	<b>1</b>
		Juvenile Male	1	0	0	0	1	0	0	0	0	<b>1</b>
		<b>Total</b>	<b>19</b>	<b>0</b>	<b>0</b>	<b>0</b>	<b>19</b>	<b>5</b>	<b>16</b>	<b>1</b>	<b>22</b>	<b>41</b>
	Ripley PD	Adult Female	23	3	0	0	26	1	15	14	30	<b>56</b>
		Adult Male	23	0	0	0	23	6	19	18	43	<b>66</b>
		Juvenile Female	4	2	0	0	6	0	1	0	1	<b>7</b>
		Juvenile Male	4	0	0	0	4	0	0	0	0	<b>4</b>
		<b>Total</b>	<b>54</b>	<b>5</b>	<b>0</b>	<b>0</b>	<b>59</b>	<b>7</b>	<b>35</b>	<b>32</b>	<b>74</b>	<b>133</b>
	Ripley SP	Adult Female	24	1	0	0	25	3	12	15	30	<b>55</b>
		Adult Male	27	0	0	0	27	8	19	12	39	<b>66</b>
		Juvenile Female	5	1	0	1	7	0	0	1	1	<b>8</b>
		Juvenile Male	1	0	0	0	1	0	0	0	0	<b>1</b>
		<b>Total</b>	<b>57</b>	<b>2</b>	<b>0</b>	<b>1</b>	<b>60</b>	<b>11</b>	<b>31</b>	<b>28</b>	<b>70</b>	<b>130</b>

		Crimes Against Persons					Crimes Against Property				Total	
		Assault Offenses	Forcible Sex Offenses	Murder	Other Crimes Against Persons	Total	Burglary/ B&E	Larceny	Other Crimes Against Property	Total		
<u>Jackson</u>	<b>Total</b>	<b>243</b>	<b>10</b>	<b>0</b>	<b>3</b>	<b>256</b>	<b>66</b>	<b>164</b>	<b>71</b>	<b>301</b>	<b>557</b>	
<u>Jefferson County</u>	Charles Town PD	Adult Female	31	2	0	0	33	6	33	16	55	<b>88</b>
		Adult Male	14	0	0	0	14	14	24	21	59	<b>73</b>
		Juvenile Female	1	1	0	0	2	0	1	0	1	<b>3</b>
		Juvenile Male	2	1	0	0	3	0	1	0	1	<b>4</b>
		<b>Total</b>	<b>48</b>	<b>4</b>	<b>0</b>	<b>0</b>	<b>52</b>	<b>20</b>	<b>59</b>	<b>37</b>	<b>116</b>	<b>168</b>
	Harpers Ferry PD	Adult Female	5	0	0	0	5	0	0	0	0	<b>5</b>
		Adult Male	0	0	0	0	0	0	3	0	3	<b>3</b>
		<b>Total</b>	<b>5</b>	<b>0</b>	<b>0</b>	<b>0</b>	<b>5</b>	<b>0</b>	<b>3</b>	<b>0</b>	<b>3</b>	<b>8</b>
	Jefferson Co SO	Adult Female	118	5	0	1	124	38	116	112	266	<b>390</b>
		Adult Male	62	1	0	0	63	86	141	134	361	<b>424</b>
		Juvenile Female	16	7	0	0	23	0	1	5	6	<b>29</b>
		Juvenile Male	22	1	0	0	23	0	1	1	2	<b>25</b>
		<b>Total</b>	<b>218</b>	<b>14</b>	<b>0</b>	<b>1</b>	<b>233</b>	<b>124</b>	<b>259</b>	<b>252</b>	<b>635</b>	<b>868</b>
	Kearneysville SP		1	0	0	0	1	0	0	0	0	<b>1</b>
		Adult Female	76	1	1	1	79	17	73	82	172	<b>251</b>
		Adult Male	52	0	0	1	53	15	102	97	214	<b>267</b>
		Juvenile Female	5	6	0	0	11	0	1	1	2	<b>13</b>
		Juvenile Male	7	1	0	0	8	0	2	1	3	<b>11</b>
		<b>Total</b>	<b>141</b>	<b>8</b>	<b>1</b>	<b>2</b>	<b>152</b>	<b>32</b>	<b>178</b>	<b>181</b>	<b>391</b>	<b>543</b>



			Crimes Against Persons					Crimes Against Property				Total	
			Assault Offenses	Forcible Sex Offenses	Murder	Other Crimes Against Persons	Total	Burglary/ B&E	Larceny	Other Crimes Against Property	Total		
<u>Jefferson County</u>	Ranson PD	Adult Female	56	0	0	0	56	8	3	8	19	75	
		Adult Male	31	0	0	0	31	1	2	6	9	40	
		Juvenile Female	5	1	0	0	6	0	0	0	0	6	
		Juvenile Male	6	0	0	0	6	0	0	0	0	6	
		<b>Total</b>	<b>98</b>	<b>1</b>	<b>0</b>	<b>0</b>	<b>99</b>	<b>9</b>	<b>5</b>	<b>14</b>	<b>28</b>	<b>127</b>	
	Shepherd University	Adult Female	3	2	0	0	5	0	10	8	18	23	
		Adult Male	0	0	0	0	0	0	12	4	16	16	
		Juvenile Female	0	1	0	0	1	0	1	1	2	3	
		Juvenile Male	0	0	0	0	0	0	1	0	1	1	
		<b>Total</b>	<b>3</b>	<b>3</b>	<b>0</b>	<b>0</b>	<b>6</b>	<b>0</b>	<b>24</b>	<b>13</b>	<b>37</b>	<b>43</b>	
	Shepherdst own PD	Adult Female	2	1	0	0	3	0	3	2	5	8	
		Adult Male	1	0	0	0	1	0	0	3	3	4	
		<b>Total</b>	<b>3</b>	<b>1</b>	<b>0</b>	<b>0</b>	<b>4</b>	<b>0</b>	<b>3</b>	<b>5</b>	<b>8</b>	<b>12</b>	
	<b>Total</b>			<b>516</b>	<b>31</b>	<b>1</b>	<b>3</b>	<b>551</b>	<b>185</b>	<b>531</b>	<b>502</b>	<b>1,218</b>	<b>1,769</b>
	<u>Kanawha County</u>	BCI - SO Charleston	Adult Female	0	0	0	0	0	0	0	1	1	1
<b>Total</b>			<b>0</b>	<b>0</b>	<b>0</b>	<b>0</b>	<b>0</b>	<b>0</b>	<b>0</b>	<b>1</b>	<b>1</b>	<b>1</b>	
Cedar Grove PD		Adult Female	0	0	0	0	0	0	1	2	3	3	
		Adult Male	0	0	0	0	0	0	1	0	1	1	
		<b>Total</b>	<b>0</b>	<b>0</b>	<b>0</b>	<b>0</b>	<b>0</b>	<b>0</b>	<b>2</b>	<b>2</b>	<b>4</b>	<b>4</b>	
Charleston			0	0	0	0	0	1	2	1	4	4	

			Crimes Against Persons					Crimes Against Property				Total
			Assault Offenses	Forcible Sex Offenses	Murder	Other Crimes Against Persons	Total	Burglary/ B&E	Larceny	Other Crimes Against Property	Total	
<b><u>Kanawha</u></b> <b><u>County</u></b>	Charleston PD	Adult Female	1,037	34	2	14	1,087	225	804	565	1,594	<b>2,681</b>
		Adult Male	773	2	2	1	778	293	737	530	1,560	<b>2,338</b>
		Juvenile Female	141	29	0	8	178	8	23	12	43	<b>221</b>
		Juvenile Male	89	4	0	3	96	4	17	17	38	<b>134</b>
		<b>Total</b>	<b>2,040</b>	<b>69</b>	<b>4</b>	<b>26</b>	<b>2,139</b>	<b>531</b>	<b>1,583</b>	<b>1,125</b>	<b>3,239</b>	<b>5,378</b>
	Chesapeake PD	Adult Female	3	0	0	0	3	3	4	0	7	<b>10</b>
		Adult Male	4	0	0	0	4	2	4	3	9	<b>13</b>
		Juvenile Female	1	0	0	0	1	0	0	0	0	<b>1</b>
		<b>Total</b>	<b>8</b>	<b>0</b>	<b>0</b>	<b>0</b>	<b>8</b>	<b>5</b>	<b>8</b>	<b>3</b>	<b>16</b>	<b>24</b>
	Dunbar PD	Adult Female	79	5	0	1	85	28	60	38	126	<b>211</b>
		Adult Male	39	3	0	1	43	27	49	57	133	<b>176</b>
		Juvenile Female	15	3	0	2	20	0	1	1	2	<b>22</b>
		Juvenile Male	9	0	0	1	10	0	1	1	2	<b>12</b>
		<b>Total</b>	<b>142</b>	<b>11</b>	<b>0</b>	<b>5</b>	<b>158</b>	<b>55</b>	<b>111</b>	<b>97</b>	<b>263</b>	<b>421</b>
	Kanawha Co Parks	Adult Female	0	0	0	0	0	0	0	1	1	<b>1</b>
		<b>Total</b>	<b>0</b>	<b>0</b>	<b>0</b>	<b>0</b>	<b>0</b>	<b>0</b>	<b>0</b>	<b>1</b>	<b>1</b>	<b>1</b>
	Kanawha Co SO		0	0	0	0	0	1	0	0	1	<b>1</b>
		Adult Female	1,075	24	1	9	1,109	176	354	363	893	<b>2,002</b>
		Adult Male	559	1	3	3	566	208	433	401	1,042	<b>1,608</b>
		Juvenile Female	81	29	0	2	112	1	12	5	18	<b>130</b>

			Crimes Against Persons					Crimes Against Property				Total
			Assault Offenses	Forcible Sex Offenses	Murder	Other Crimes Against Persons	Total	Burglary/ B&E	Larceny	Other Crimes Against Property	Total	
<b><u>Kanawha</u></b> <b><u>County</u></b>	Kanawha Co SO	Juvenile Male	70	9	1	2	82	2	8	11	21	<b>103</b>
		<b>Total</b>	<b>1,785</b>	<b>63</b>	<b>5</b>	<b>16</b>	<b>1,869</b>	<b>388</b>	<b>807</b>	<b>780</b>	<b>1,975</b>	<b>3,844</b>
	Marmet PD	Adult Female	0	0	0	0	0	0	1	0	1	<b>1</b>
		Adult Male	0	0	0	0	0	0	1	0	1	<b>1</b>
		<b>Total</b>	<b>0</b>	<b>0</b>	<b>0</b>	<b>0</b>	<b>0</b>	<b>0</b>	<b>2</b>	<b>0</b>	<b>2</b>	<b>2</b>
	Nitro PD	Adult Female	40	2	0	0	42	6	34	50	90	<b>132</b>
		Adult Male	19	0	0	0	19	15	40	40	95	<b>114</b>
		Juvenile Female	5	0	0	0	5	0	1	0	1	<b>6</b>
		Juvenile Male	4	1	0	0	5	0	0	0	0	<b>5</b>
		<b>Total</b>	<b>68</b>	<b>3</b>	<b>0</b>	<b>0</b>	<b>71</b>	<b>21</b>	<b>75</b>	<b>90</b>	<b>186</b>	<b>257</b>
	Quincy SP	Adult Female	67	2	0	1	70	20	53	58	131	<b>201</b>
		Adult Male	60	0	0	0	60	24	57	60	141	<b>201</b>
		Juvenile Female	6	1	0	1	8	0	0	1	1	<b>9</b>
		Juvenile Male	8	0	0	0	8	0	2	0	2	<b>10</b>
		<b>Total</b>	<b>141</b>	<b>3</b>	<b>0</b>	<b>2</b>	<b>146</b>	<b>44</b>	<b>112</b>	<b>119</b>	<b>275</b>	<b>421</b>
	So Charleston SP	Adult Female	138	5	0	0	143	49	86	118	253	<b>396</b>
		Adult Male	80	1	0	0	81	48	106	105	259	<b>340</b>
		Juvenile Female	15	7	0	2	24	0	1	2	3	<b>27</b>
		Juvenile Male	18	2	0	0	20	2	1	0	3	<b>23</b>
		<b>Total</b>	<b>251</b>	<b>15</b>	<b>0</b>	<b>2</b>	<b>268</b>	<b>99</b>	<b>194</b>	<b>225</b>	<b>518</b>	<b>786</b>

			Crimes Against Persons					Crimes Against Property				Total
			Assault Offenses	Forcible Sex Offenses	Murder	Other Crimes Against Persons	Total	Burglary/ B&E	Larceny	Other Crimes Against Property	Total	
<b><u>Kanawha</u></b> <b><u>County</u></b>	South Charleston PD		0	0	0	0	0	0	1	1	2	2
		Adult Female	119	7	2	1	129	37	141	164	342	471
		Adult Male	68	0	1	0	69	57	140	122	319	388
		Juvenile Female	18	4	0	2	24	4	8	2	14	38
		Juvenile Male	6	0	0	0	6	2	5	4	11	17
		<b>Total</b>	<b>211</b>	<b>11</b>	<b>3</b>	<b>3</b>	<b>228</b>	<b>100</b>	<b>295</b>	<b>293</b>	<b>688</b>	<b>916</b>
	St Albans PD		1	0	0	0	1	1	2	2	5	6
		Adult Female	81	1	0	0	82	30	95	36	161	243
		Adult Male	60	0	0	0	60	51	107	32	190	250
		Juvenile Female	13	1	0	0	14	0	3	0	3	17
		Juvenile Male	16	1	0	0	17	1	4	2	7	24
		<b>Total</b>	<b>171</b>	<b>3</b>	<b>0</b>	<b>0</b>	<b>174</b>	<b>83</b>	<b>211</b>	<b>72</b>	<b>366</b>	<b>540</b>
	Turnpike - Kanawha	Adult Female	2	0	0	0	2	0	1	0	1	3
		Adult Male	4	0	0	0	4	0	0	0	0	4
		<b>Total</b>	<b>6</b>	<b>0</b>	<b>0</b>	<b>0</b>	<b>6</b>	<b>0</b>	<b>1</b>	<b>0</b>	<b>1</b>	<b>7</b>
	WV STATE UNIVERSIT Y	Adult Female	13	0	0	0	13	0	11	2	13	26
		Adult Male	7	0	0	0	7	0	6	1	7	14
		Juvenile Female	0	1	0	0	1	0	0	0	0	1
		Juvenile Male	2	0	0	0	2	0	1	1	2	4
		<b>Total</b>	<b>22</b>	<b>1</b>	<b>0</b>	<b>0</b>	<b>23</b>	<b>0</b>	<b>18</b>	<b>4</b>	<b>22</b>	<b>45</b>

		Crimes Against Persons					Crimes Against Property				Total	
		Assault Offenses	Forcible Sex Offenses	Murder	Other Crimes Against Persons	Total	Burglary/ B&E	Larceny	Other Crimes Against Property	Total		
<u><b>Kanawha</b></u>	<b>Total</b>	<b>4,845</b>	<b>179</b>	<b>12</b>	<b>54</b>	<b>5,090</b>	<b>1,326</b>	<b>3,419</b>	<b>2,812</b>	<b>7,557</b>	<b>12,647</b>	
<u><b>Lewis County</b></u>	Lewis Co SO	Adult Female	15	0	0	0	15	0	6	4	10	<b>25</b>
		Adult Male	9	0	0	0	9	0	8	5	13	<b>22</b>
		Juvenile Female	2	0	0	1	3	0	0	0	0	<b>3</b>
		<b>Total</b>	<b>26</b>	<b>0</b>	<b>0</b>	<b>1</b>	<b>27</b>	<b>0</b>	<b>14</b>	<b>9</b>	<b>23</b>	<b>50</b>
	Weston PD	Adult Female	19	0	0	0	19	0	1	1	2	<b>21</b>
		Adult Male	18	0	1	0	19	0	1	2	3	<b>22</b>
		<b>Total</b>	<b>37</b>	<b>0</b>	<b>1</b>	<b>0</b>	<b>38</b>	<b>0</b>	<b>2</b>	<b>3</b>	<b>5</b>	<b>43</b>
	Weston SP	Adult Female	41	2	1	0	44	14	47	40	101	<b>145</b>
		Adult Male	12	0	0	0	12	23	62	40	125	<b>137</b>
		Juvenile Female	4	3	0	0	7	1	1	1	3	<b>10</b>
		Juvenile Male	8	2	0	0	10	0	2	1	3	<b>13</b>
		<b>Total</b>	<b>65</b>	<b>7</b>	<b>1</b>	<b>0</b>	<b>73</b>	<b>38</b>	<b>112</b>	<b>82</b>	<b>232</b>	<b>305</b>
	<b>Total</b>	<b>128</b>	<b>7</b>	<b>2</b>	<b>1</b>	<b>138</b>	<b>38</b>	<b>128</b>	<b>94</b>	<b>260</b>	<b>398</b>	
	<u><b>Lincoln County</b></u>	Hamlin PD	Adult Female	2	0	0	0	2	0	0	1	1
Adult Male			2	0	0	0	2	0	0	0	0	<b>2</b>
Juvenile Female			1	0	0	0	1	0	0	0	0	<b>1</b>
Juvenile Male			1	0	0	0	1	0	0	0	0	<b>1</b>
<b>Total</b>			<b>6</b>	<b>0</b>	<b>0</b>	<b>0</b>	<b>6</b>	<b>0</b>	<b>0</b>	<b>1</b>	<b>1</b>	<b>7</b>
Hamlin SP		Adult Female	92	4	0	1	97	25	59	55	139	<b>236</b>

			Crimes Against Persons					Crimes Against Property				Total
			Assault Offenses	Forcible Sex Offenses	Murder	Other Crimes Against Persons	Total	Burglary/ B&E	Larceny	Other Crimes Against Property	Total	
<u>Lincoln County</u>	Hamlin SP	Adult Male	82	0	3	0	85	55	96	58	209	<b>294</b>
		Juvenile Female	13	15	0	0	28	0	0	0	0	<b>28</b>
		Juvenile Male	8	1	0	1	10	0	0	0	0	<b>10</b>
		<b>Total</b>	<b>195</b>	<b>20</b>	<b>3</b>	<b>2</b>	<b>220</b>	<b>80</b>	<b>155</b>	<b>113</b>	<b>348</b>	<b>568</b>
	<b>Total</b>	<b>201</b>	<b>20</b>	<b>3</b>	<b>2</b>	<b>226</b>	<b>80</b>	<b>155</b>	<b>114</b>	<b>349</b>	<b>575</b>	
<u>Logan County</u>	Chapmanville PD	Adult Female	3	0	0	0	3	2	12	2	16	<b>19</b>
		Adult Male	13	0	0	0	13	2	13	7	22	<b>35</b>
		Juvenile Male	2	0	0	0	2	0	0	0	0	<b>2</b>
		<b>Total</b>	<b>18</b>	<b>0</b>	<b>0</b>	<b>0</b>	<b>18</b>	<b>4</b>	<b>25</b>	<b>9</b>	<b>38</b>	<b>56</b>
	Logan Co SO	Adult Female	49	0	0	0	49	3	15	7	25	<b>74</b>
		Adult Male	28	0	0	0	28	6	14	7	27	<b>55</b>
		Juvenile Male	1	0	0	0	1	0	0	0	0	<b>1</b>
		<b>Total</b>	<b>78</b>	<b>0</b>	<b>0</b>	<b>0</b>	<b>78</b>	<b>9</b>	<b>29</b>	<b>14</b>	<b>52</b>	<b>130</b>
	Logan PD	Adult Female	43	3	0	2	48	18	46	40	104	<b>152</b>
		Adult Male	27	0	0	0	27	11	27	33	71	<b>98</b>
		Juvenile Female	6	2	0	0	8	0	2	1	3	<b>11</b>
		Juvenile Male	4	0	0	0	4	0	0	0	0	<b>4</b>
		<b>Total</b>	<b>80</b>	<b>5</b>	<b>0</b>	<b>2</b>	<b>87</b>	<b>29</b>	<b>75</b>	<b>74</b>	<b>178</b>	<b>265</b>
	Logan SP	Adult Female	296	13	1	0	310	74	196	175	445	<b>755</b>
		Adult Male	155	1	0	0	156	84	259	159	502	<b>658</b>

			Crimes Against Persons					Crimes Against Property				Total
			Assault Offenses	Forcible Sex Offenses	Murder	Other Crimes Against Persons	Total	Burglary/ B&E	Larceny	Other Crimes Against Property	Total	
<u>Logan County</u>	Logan SP	Juvenile Female	16	8	0	0	24	0	1	2	3	27
		Juvenile Male	13	2	1	0	16	1	1	1	3	19
		<b>Total</b>	<b>480</b>	<b>24</b>	<b>2</b>	<b>0</b>	<b>506</b>	<b>159</b>	<b>457</b>	<b>337</b>	<b>953</b>	<b>1,459</b>
	<b>Total</b>	<b>656</b>	<b>29</b>	<b>2</b>	<b>2</b>	<b>689</b>	<b>201</b>	<b>586</b>	<b>434</b>	<b>1,221</b>	<b>1,910</b>	
<u>Marion County</u>	Fairmont Campus Police	Adult Female	3	0	0	0	3	1	9	18	28	31
		Adult Male	2	0	0	0	2	3	3	4	10	12
		<b>Total</b>	<b>5</b>	<b>0</b>	<b>0</b>	<b>0</b>	<b>5</b>	<b>4</b>	<b>12</b>	<b>22</b>	<b>38</b>	<b>43</b>
	Fairmont PD		2	1	0	0	3	1	3	1	5	8
		Adult Female	137	3	0	0	140	49	101	103	253	393
		Adult Male	85	0	0	0	85	58	132	113	303	388
		Juvenile Female	17	1	0	7	25	0	3	3	6	31
		Juvenile Male	17	0	0	1	18	0	5	4	9	27
		<b>Total</b>	<b>258</b>	<b>5</b>	<b>0</b>	<b>8</b>	<b>271</b>	<b>108</b>	<b>244</b>	<b>224</b>	<b>576</b>	<b>847</b>
	Fairmont SP	Adult Female	26	0	0	1	27	9	49	45	103	130
		Adult Male	11	1	0	0	12	17	57	44	118	130
		Juvenile Female	9	1	0	0	10	0	0	0	0	10
		Juvenile Male	3	1	0	0	4	0	1	0	1	5
<b>Total</b>		<b>49</b>	<b>3</b>	<b>0</b>	<b>1</b>	<b>53</b>	<b>26</b>	<b>107</b>	<b>89</b>	<b>222</b>	<b>275</b>	
Mannington PD	Adult Female	8	0	0	0	8	0	0	0	0	8	
	Adult Male	2	0	0	0	2	0	1	1	2	4	

			Crimes Against Persons					Crimes Against Property				Total	
			Assault Offenses	Forcible Sex Offenses	Murder	Other Crimes Against Persons	Total	Burglary/ B&E	Larceny	Other Crimes Against Property	Total		
<b><u>Marion County</u></b>	Mannington PD	Juvenile Male	0	1	0	0	1	0	0	0	0	1	
		<b>Total</b>	<b>10</b>	<b>1</b>	<b>0</b>	<b>0</b>	<b>11</b>	<b>0</b>	<b>1</b>	<b>1</b>	<b>2</b>	<b>13</b>	
	Marion Co SO		1	0	0	0	1	0	0	0	0	1	
		Adult Female	99	2	0	0	101	10	55	69	134	235	
		Adult Male	81	0	0	0	81	21	67	75	163	244	
		Juvenile Female	14	4	0	2	20	0	2	1	3	23	
		Juvenile Male	15	2	0	0	17	0	2	1	3	20	
		<b>Total</b>	<b>210</b>	<b>8</b>	<b>0</b>	<b>2</b>	<b>220</b>	<b>31</b>	<b>126</b>	<b>146</b>	<b>303</b>	<b>523</b>	
	Rivesville PD	Adult Female	3	0	0	0	3	0	1	0	1	4	
		Adult Male	0	0	0	0	0	1	0	0	1	1	
		Juvenile Male	1	0	0	0	1	0	0	0	0	1	
		<b>Total</b>	<b>4</b>	<b>0</b>	<b>0</b>	<b>0</b>	<b>4</b>	<b>1</b>	<b>1</b>	<b>0</b>	<b>2</b>	<b>6</b>	
	<b>Total</b>			<b>536</b>	<b>17</b>	<b>0</b>	<b>11</b>	<b>564</b>	<b>170</b>	<b>491</b>	<b>482</b>	<b>1,143</b>	<b>1,707</b>
	<b><u>Marshall County</u></b>	Benwood PD	Adult Female	5	0	0	0	5	0	0	0	0	5
Adult Male			2	0	0	0	2	2	2	2	6	8	
Juvenile Female			0	1	0	0	1	0	0	0	0	1	
<b>Total</b>			<b>7</b>	<b>1</b>	<b>0</b>	<b>0</b>	<b>8</b>	<b>2</b>	<b>2</b>	<b>2</b>	<b>6</b>	<b>14</b>	
Cameron PD		Adult Male	1	0	0	0	1	0	0	0	0	1	
		<b>Total</b>	<b>1</b>	<b>0</b>	<b>0</b>	<b>0</b>	<b>1</b>	<b>0</b>	<b>0</b>	<b>0</b>	<b>0</b>	<b>1</b>	
Glen Dale		Adult Female	4	0	0	0	4	2	11	4	17	21	



			Crimes Against Persons					Crimes Against Property					Total
			Assault Offenses	Forcible Sex Offenses	Murder	Other Crimes Against Persons	Total	Burglary/ B&E	Larceny	Other Crimes Against Property	Total		
<b><u>Marshall County</u></b>	Glen Dale PD	Adult Male	7	0	0	0	7	1	12	7	20	<b>27</b>	
		Juvenile Female	3	0	0	1	4	0	0	0	0	<b>4</b>	
		Juvenile Male	1	0	0	0	1	0	0	0	0	<b>1</b>	
		<b>Total</b>	<b>15</b>	<b>0</b>	<b>0</b>	<b>1</b>	<b>16</b>	<b>3</b>	<b>23</b>	<b>11</b>	<b>37</b>	<b>53</b>	
	Marshall Co SO	Adult Female	103	4	0	2	109	17	42	53	112	<b>221</b>	
		Adult Male	80	0	0	0	80	23	70	76	169	<b>249</b>	
		Juvenile Female	21	2	0	2	25	0	3	1	4	<b>29</b>	
		Juvenile Male	13	0	0	0	13	0	3	0	3	<b>16</b>	
		<b>Total</b>	<b>217</b>	<b>6</b>	<b>0</b>	<b>4</b>	<b>227</b>	<b>40</b>	<b>118</b>	<b>130</b>	<b>288</b>	<b>515</b>	
	Mc Mechen PD	Adult Female	2	0	0	0	2	0	1	0	1	<b>3</b>	
		Adult Male	2	0	0	0	2	0	0	1	1	<b>3</b>	
		<b>Total</b>	<b>4</b>	<b>0</b>	<b>0</b>	<b>0</b>	<b>4</b>	<b>0</b>	<b>1</b>	<b>1</b>	<b>2</b>	<b>6</b>	
	Moundsville PD	Adult Female	67	0	0	1	68	22	96	70	188	<b>256</b>	
		Adult Male	55	1	0	0	56	34	95	78	207	<b>263</b>	
		Juvenile Female	13	1	0	0	14	0	0	1	1	<b>15</b>	
		Juvenile Male	11	2	0	0	13	0	2	2	4	<b>17</b>	
		<b>Total</b>	<b>146</b>	<b>4</b>	<b>0</b>	<b>1</b>	<b>151</b>	<b>56</b>	<b>193</b>	<b>151</b>	<b>400</b>	<b>551</b>	
	Moundsville SP	Adult Female	19	5	1	0	25	0	7	5	12	<b>37</b>	
		Adult Male	27	3	0	0	30	0	9	13	22	<b>52</b>	
		Juvenile Female	5	4	0	0	9	0	0	1	1	<b>10</b>	

			Crimes Against Persons					Crimes Against Property				Total
			Assault Offenses	Forcible Sex Offenses	Murder	Other Crimes Against Persons	Total	Burglary/ B&E	Larceny	Other Crimes Against Property	Total	
<u>Marshall County</u>	Moundsville SP	Juvenile Male	1	4	0	0	5	0	1	0	1	6
		<b>Total</b>	<b>52</b>	<b>16</b>	<b>1</b>	<b>0</b>	<b>69</b>	<b>0</b>	<b>17</b>	<b>19</b>	<b>36</b>	<b>105</b>
	<b>Total</b>		<b>442</b>	<b>27</b>	<b>1</b>	<b>6</b>	<b>476</b>	<b>101</b>	<b>354</b>	<b>314</b>	<b>769</b>	<b>1,245</b>
<u>Mason County</u>	Mason Co SO	Adult Female	38	1	0	0	39	0	58	24	82	121
		Adult Male	25	0	0	2	27	0	100	49	149	176
		Juvenile Female	6	2	0	0	8	0	4	1	5	13
		Juvenile Male	4	2	0	0	6	0	1	1	2	8
		<b>Total</b>	<b>73</b>	<b>5</b>	<b>0</b>	<b>2</b>	<b>80</b>	<b>0</b>	<b>163</b>	<b>75</b>	<b>238</b>	<b>318</b>
	Mason PD	Adult Female	2	0	0	0	2	2	2	0	4	6
		Adult Male	0	0	0	0	0	0	1	1	2	2
		<b>Total</b>	<b>2</b>	<b>0</b>	<b>0</b>	<b>0</b>	<b>2</b>	<b>2</b>	<b>3</b>	<b>1</b>	<b>6</b>	<b>8</b>
	New Haven PD	Adult Female	1	0	0	0	1	1	2	2	5	6
		Adult Male	3	0	0	0	3	1	2	2	5	8
		Juvenile Female	1	0	0	0	1	0	0	0	0	1
		<b>Total</b>	<b>5</b>	<b>0</b>	<b>0</b>	<b>0</b>	<b>5</b>	<b>2</b>	<b>4</b>	<b>4</b>	<b>10</b>	<b>15</b>
	Point Pleasant PD	Adult Female	40	1	0	1	42	17	69	50	136	178
		Adult Male	24	0	0	0	24	11	50	35	96	120
		Juvenile Female	3	1	0	0	4	0	1	1	2	6
		Juvenile Male	3	2	0	0	5	0	0	0	0	5
		<b>Total</b>	<b>70</b>	<b>4</b>	<b>0</b>	<b>1</b>	<b>75</b>	<b>28</b>	<b>120</b>	<b>86</b>	<b>234</b>	<b>309</b>

			Crimes Against Persons					Crimes Against Property				Total
			Assault Offenses	Forcible Sex Offenses	Murder	Other Crimes Against Persons	Total	Burglary/ B&E	Larceny	Other Crimes Against Property	Total	
<u>Mason County</u>	Point Pleasant SP	Adult Female	17	4	0	0	21	13	12	22	47	68
		Adult Male	6	0	2	0	8	25	42	24	91	99
		Juvenile Female	3	3	0	0	6	0	0	0	0	6
		Juvenile Male	2	0	0	0	2	0	0	0	0	2
		<b>Total</b>	<b>28</b>	<b>7</b>	<b>2</b>	<b>0</b>	<b>37</b>	<b>38</b>	<b>54</b>	<b>46</b>	<b>138</b>	<b>175</b>
	<b>Total</b>	<b>178</b>	<b>16</b>	<b>2</b>	<b>3</b>	<b>199</b>	<b>70</b>	<b>344</b>	<b>212</b>	<b>626</b>	<b>825</b>	
<u>McDowell County</u>	Mc Dowell Co SO	Adult Female	42	0	0	0	42	13	20	4	37	79
		Adult Male	37	0	0	0	37	4	23	15	42	79
		Juvenile Female	3	1	0	0	4	0	1	0	1	5
		Juvenile Male	2	0	0	1	3	0	1	0	1	4
		<b>Total</b>	<b>84</b>	<b>1</b>	<b>0</b>	<b>1</b>	<b>86</b>	<b>17</b>	<b>45</b>	<b>19</b>	<b>81</b>	<b>167</b>
	Welch PD	Adult Female	5	0	0	0	5	0	2	2	4	9
		Adult Male	3	0	0	0	3	2	1	2	5	8
		<b>Total</b>	<b>8</b>	<b>0</b>	<b>0</b>	<b>0</b>	<b>8</b>	<b>2</b>	<b>3</b>	<b>4</b>	<b>9</b>	<b>17</b>
	Welch SP	Adult Female	62	2	0	0	64	8	13	8	29	93
		Adult Male	23	0	1	0	24	9	17	7	33	57
		Juvenile Female	0	2	0	0	2	0	1	0	1	3
		Juvenile Male	0	0	0	0	0	0	1	0	1	1
		<b>Total</b>	<b>85</b>	<b>4</b>	<b>1</b>	<b>0</b>	<b>90</b>	<b>17</b>	<b>32</b>	<b>15</b>	<b>64</b>	<b>154</b>
	<b>Total</b>	<b>177</b>	<b>5</b>	<b>1</b>	<b>1</b>	<b>184</b>	<b>36</b>	<b>80</b>	<b>38</b>	<b>154</b>	<b>338</b>	

			Crimes Against Persons					Crimes Against Property				Total
			Assault Offenses	Forcible Sex Offenses	Murder	Other Crimes Against Persons	Total	Burglary/ B&E	Larceny	Other Crimes Against Property	Total	
<b><u>Mercer County</u></b>	BCI - Bluefield	Adult Male	0	0	0	0	0	0	0	1	1	1
		<b>Total</b>	<b>0</b>	<b>0</b>	<b>0</b>	<b>0</b>	<b>0</b>	<b>0</b>	<b>0</b>	<b>1</b>	<b>1</b>	<b>1</b>
	Bluefield PD	Adult Female	138	7	0	2	147	25	53	81	159	306
		Adult Male	91	0	0	1	92	39	68	89	196	288
		Juvenile Female	9	7	0	0	16	0	0	1	1	17
		Juvenile Male	9	1	0	0	10	0	1	1	2	12
		<b>Total</b>	<b>247</b>	<b>15</b>	<b>0</b>	<b>3</b>	<b>265</b>	<b>64</b>	<b>122</b>	<b>172</b>	<b>358</b>	<b>623</b>
	Concord College Security	Adult Female	4	1	0	0	5	0	5	1	6	11
		Adult Male	4	0	0	0	4	3	11	2	16	20
		Juvenile Female	1	0	0	0	1	0	0	0	0	1
		<b>Total</b>	<b>9</b>	<b>1</b>	<b>0</b>	<b>0</b>	<b>10</b>	<b>3</b>	<b>16</b>	<b>3</b>	<b>22</b>	<b>32</b>
	Mercer Co SO	Adult Female	219	7	2	4	232	82	95	127	304	536
		Adult Male	185	0	3	1	189	112	119	165	396	585
		Juvenile Female	20	5	0	0	25	1	2	2	5	30
		Juvenile Male	18	3	0	2	23	0	2	1	3	26
		<b>Total</b>	<b>442</b>	<b>15</b>	<b>5</b>	<b>7</b>	<b>469</b>	<b>195</b>	<b>218</b>	<b>295</b>	<b>708</b>	<b>1,177</b>
	Princeton PD		0	0	0	0	0	0	1	0	1	1
		Adult Female	122	3	1	0	126	28	130	106	264	390
		Adult Male	95	0	0	0	95	29	132	123	284	379
		Juvenile Female	23	1	0	0	24	0	2	0	2	26

			Crimes Against Persons					Crimes Against Property				Total
			Assault Offenses	Forcible Sex Offenses	Murder	Other Crimes Against Persons	Total	Burglary/ B&E	Larceny	Other Crimes Against Property	Total	
<b><u>Mercer</u></b> <b><u>County</u></b>	Princeton PD	Juvenile Male	17	0	0	0	17	0	4	0	4	21
		<b>Total</b>	<b>257</b>	<b>4</b>	<b>1</b>	<b>0</b>	<b>262</b>	<b>57</b>	<b>269</b>	<b>229</b>	<b>555</b>	<b>817</b>
	Princeton SP	Adult Female	89	2	0	0	91	28	82	73	183	274
		Adult Male	77	0	0	0	77	69	105	75	249	326
		Juvenile Female	11	8	0	0	19	0	0	0	0	19
		Juvenile Male	9	2	0	0	11	0	1	0	1	12
		<b>Total</b>	<b>186</b>	<b>12</b>	<b>0</b>	<b>0</b>	<b>198</b>	<b>97</b>	<b>188</b>	<b>148</b>	<b>433</b>	<b>631</b>
	Turnpike - Mercer	Adult Female	2	0	0	0	2	0	0	1	1	3
		Adult Male	6	0	0	0	6	0	1	2	3	9
		<b>Total</b>	<b>8</b>	<b>0</b>	<b>0</b>	<b>0</b>	<b>8</b>	<b>0</b>	<b>1</b>	<b>3</b>	<b>4</b>	<b>12</b>
<b>Total</b>			<b>1,149</b>	<b>47</b>	<b>6</b>	<b>10</b>	<b>1,212</b>	<b>416</b>	<b>814</b>	<b>851</b>	<b>2,081</b>	<b>3,293</b>
<b><u>Mineral</u></b> <b><u>County</u></b>	Keyser PD	Adult Female	30	5	0	1	36	9	34	23	66	102
		Adult Male	35	0	0	0	35	12	29	27	68	103
		Juvenile Female	1	2	0	0	3	0	0	1	1	4
		Juvenile Male	3	0	0	0	3	0	2	0	2	5
		<b>Total</b>	<b>69</b>	<b>7</b>	<b>0</b>	<b>1</b>	<b>77</b>	<b>21</b>	<b>65</b>	<b>51</b>	<b>137</b>	<b>214</b>
	Keyser SP	Adult Female	116	4	0	0	120	28	46	67	141	261
		Adult Male	80	0	0	0	80	36	75	84	195	275
		Juvenile Female	12	2	0	1	15	0	0	1	1	16
		Juvenile Male	17	0	0	0	17	0	3	3	6	23

		Crimes Against Persons					Crimes Against Property				Total	
		Assault Offenses	Forcible Sex Offenses	Murder	Other Crimes Against Persons	Total	Burglary/ B&E	Larceny	Other Crimes Against Property	Total		
<b><u>Mineral County</u></b>	Keyser SP	<b>Total</b>	<b>225</b>	<b>6</b>	<b>0</b>	<b>1</b>	<b>232</b>	<b>64</b>	<b>124</b>	<b>155</b>	<b>343</b>	<b>575</b>
	Mineral Co SO	Adult Female	84	0	1	0	85	8	15	18	41	<b>126</b>
		Adult Male	60	0	0	0	60	8	22	19	49	<b>109</b>
		Juvenile Female	9	3	0	1	13	0	0	1	1	<b>14</b>
		Juvenile Male	13	0	0	0	13	2	0	7	9	<b>22</b>
		<b>Total</b>	<b>166</b>	<b>3</b>	<b>1</b>	<b>1</b>	<b>171</b>	<b>18</b>	<b>37</b>	<b>45</b>	<b>100</b>	<b>271</b>
	Potomac State College	Adult Female	3	2	0	0	5	0	0	1	1	<b>6</b>
		Adult Male	1	0	0	0	1	1	5	1	7	<b>8</b>
		Juvenile Female	2	0	0	0	2	0	0	0	0	<b>2</b>
		<b>Total</b>	<b>6</b>	<b>2</b>	<b>0</b>	<b>0</b>	<b>8</b>	<b>1</b>	<b>5</b>	<b>2</b>	<b>8</b>	<b>16</b>
	<b>Total</b>		<b>466</b>	<b>18</b>	<b>1</b>	<b>3</b>	<b>488</b>	<b>104</b>	<b>231</b>	<b>253</b>	<b>588</b>	<b>1,076</b>
<b><u>Mingo County</u></b>	DNR - 5 - Mingo	Adult Male	0	0	0	0	0	0	0	1	1	<b>1</b>
		<b>Total</b>	<b>0</b>	<b>0</b>	<b>0</b>	<b>0</b>	<b>0</b>	<b>0</b>	<b>0</b>	<b>1</b>	<b>1</b>	<b>1</b>
	Gilbert SP	Adult Female	38	2	0	0	40	14	44	21	79	<b>119</b>
		Adult Male	27	0	0	0	27	12	41	14	67	<b>94</b>
		Juvenile Female	1	0	0	0	1	0	0	0	0	<b>1</b>
		<b>Total</b>	<b>66</b>	<b>2</b>	<b>0</b>	<b>0</b>	<b>68</b>	<b>26</b>	<b>85</b>	<b>35</b>	<b>146</b>	<b>214</b>
	Mingo Co SO	Adult Female	35	0	0	0	35	0	0	2	2	<b>37</b>
		Adult Male	25	0	0	0	25	0	0	4	4	<b>29</b>
		<b>Total</b>	<b>60</b>	<b>0</b>	<b>0</b>	<b>0</b>	<b>60</b>	<b>0</b>	<b>0</b>	<b>6</b>	<b>6</b>	<b>66</b>

			Crimes Against Persons					Crimes Against Property				Total
			Assault Offenses	Forcible Sex Offenses	Murder	Other Crimes Against Persons	Total	Burglary/ B&E	Larceny	Other Crimes Against Property	Total	
<u>Mingo County</u>	Williamson PD	Adult Female	36	3	0	0	39	1	15	20	36	75
		Adult Male	20	0	0	0	20	4	16	11	31	51
		Juvenile Female	1	0	0	0	1	0	0	0	0	1
		Juvenile Male	2	0	0	0	2	0	0	2	2	4
		<b>Total</b>	<b>59</b>	<b>3</b>	<b>0</b>	<b>0</b>	<b>62</b>	<b>5</b>	<b>31</b>	<b>33</b>	<b>69</b>	<b>131</b>
	Williamson SP		2	0	0	0	2	0	0	0	0	2
		Adult Female	91	1	0	1	93	23	66	45	134	227
		Adult Male	62	0	0	0	62	25	74	48	147	209
		Juvenile Female	6	4	0	1	11	0	0	1	1	12
		Juvenile Male	6	0	0	0	6	0	1	0	1	7
		<b>Total</b>	<b>167</b>	<b>5</b>	<b>0</b>	<b>2</b>	<b>174</b>	<b>48</b>	<b>141</b>	<b>94</b>	<b>283</b>	<b>457</b>
<b>Total</b>			<b>352</b>	<b>10</b>	<b>0</b>	<b>2</b>	<b>364</b>	<b>79</b>	<b>257</b>	<b>169</b>	<b>505</b>	<b>869</b>
<u>Monongalia County</u>	Granville PD	Adult Female	13	0	0	0	13	6	13	6	25	38
		Adult Male	5	0	0	0	5	5	7	11	23	28
		Juvenile Female	2	2	0	0	4	0	0	0	0	4
		Juvenile Male	1	0	0	0	1	0	0	0	0	1
		<b>Total</b>	<b>21</b>	<b>2</b>	<b>0</b>	<b>0</b>	<b>23</b>	<b>11</b>	<b>20</b>	<b>17</b>	<b>48</b>	<b>71</b>
	Monongalia Co SO	Adult Female	92	3	0	0	95	25	111	119	255	350
		Adult Male	66	0	0	0	66	40	158	96	294	360
		Juvenile Female	4	4	0	0	8	0	1	0	1	9

			Crimes Against Persons					Crimes Against Property				Total
			Assault Offenses	Forcible Sex Offenses	Murder	Other Crimes Against Persons	Total	Burglary/ B&E	Larceny	Other Crimes Against Property	Total	
<b><u>Monongalia</u></b> <b><u>County</u></b>	Monongalia Co SO	Juvenile Male	4	0	0	0	4	0	3	3	6	<b>10</b>
		<b>Total</b>	<b>166</b>	<b>7</b>	<b>0</b>	<b>0</b>	<b>173</b>	<b>65</b>	<b>273</b>	<b>218</b>	<b>556</b>	<b>729</b>
	Morgantown PD		1	0	0	0	1	0	2	6	8	<b>9</b>
		Adult Female	105	13	0	0	118	104	233	259	596	<b>714</b>
		Adult Male	104	3	0	1	108	212	272	332	816	<b>924</b>
		Juvenile Female	22	5	0	1	28	0	8	9	17	<b>45</b>
		Juvenile Male	11	1	0	0	12	0	4	4	8	<b>20</b>
		<b>Total</b>	<b>243</b>	<b>22</b>	<b>0</b>	<b>2</b>	<b>267</b>	<b>316</b>	<b>519</b>	<b>610</b>	<b>1,445</b>	<b>1,712</b>
	Morgantown SP		0	0	0	0	0	1	0	0	1	<b>1</b>
		Adult Female	105	7	0	0	112	43	80	114	237	<b>349</b>
		Adult Male	81	1	0	0	82	62	145	113	320	<b>402</b>
		Juvenile Female	10	8	0	2	20	1	2	4	7	<b>27</b>
		Juvenile Male	5	1	0	0	6	0	0	1	1	<b>7</b>
		<b>Total</b>	<b>201</b>	<b>17</b>	<b>0</b>	<b>2</b>	<b>220</b>	<b>107</b>	<b>227</b>	<b>232</b>	<b>566</b>	<b>786</b>
	Star City PD	Adult Male	1	0	0	0	1	2	0	0	2	<b>3</b>
		<b>Total</b>	<b>1</b>	<b>0</b>	<b>0</b>	<b>0</b>	<b>1</b>	<b>2</b>	<b>0</b>	<b>0</b>	<b>2</b>	<b>3</b>
	Westover PD	Adult Female	12	1	0	0	13	4	11	6	21	<b>34</b>
		Adult Male	14	0	0	0	14	9	19	13	41	<b>55</b>
		Juvenile Female	0	1	0	1	2	0	0	0	0	<b>2</b>
		Juvenile Male	1	0	0	0	1	0	0	0	0	<b>1</b>



		Crimes Against Persons					Crimes Against Property				Total	
		Assault Offenses	Forcible Sex Offenses	Murder	Other Crimes Against Persons	Total	Burglary/ B&E	Larceny	Other Crimes Against Property	Total		
<b><u>Monongalia County</u></b>	Westover PD	<b>Total</b>	<b>27</b>	<b>2</b>	<b>0</b>	<b>1</b>	<b>30</b>	<b>13</b>	<b>30</b>	<b>19</b>	<b>62</b>	<b>92</b>
	WV UNIVERSITY - POLICE		0	0	0	0	0	0	1	1	2	2
		Adult Female	33	2	0	0	35	1	81	22	104	139
		Adult Male	58	0	0	0	58	10	95	37	142	200
		Juvenile Female	1	0	0	0	1	0	4	0	4	5
		<b>Total</b>	<b>92</b>	<b>2</b>	<b>0</b>	<b>0</b>	<b>94</b>	<b>11</b>	<b>181</b>	<b>60</b>	<b>252</b>	<b>346</b>
	<b>Total</b>	<b>751</b>	<b>52</b>	<b>0</b>	<b>5</b>	<b>808</b>	<b>525</b>	<b>1,250</b>	<b>1,156</b>	<b>2,931</b>	<b>3,739</b>	
<b><u>Monroe County</u></b>	Monroe Co SO	Adult Female	26	0	0	0	26	6	4	10	20	46
		Adult Male	18	0	0	0	18	8	6	4	18	36
		Juvenile Female	1	0	0	0	1	0	0	1	1	2
		Juvenile Male	1	0	0	0	1	0	1	0	1	2
		<b>Total</b>	<b>46</b>	<b>0</b>	<b>0</b>	<b>0</b>	<b>46</b>	<b>14</b>	<b>11</b>	<b>15</b>	<b>40</b>	<b>86</b>
	Peterstown PD	Adult Female	0	0	0	0	0	0	0	1	1	1
		Adult Male	1	0	0	0	1	1	3	0	4	5
		<b>Total</b>	<b>1</b>	<b>0</b>	<b>0</b>	<b>0</b>	<b>1</b>	<b>1</b>	<b>3</b>	<b>1</b>	<b>5</b>	<b>6</b>
	Union SP	Adult Female	74	2	0	0	76	8	24	28	60	136
		Adult Male	25	0	0	0	25	24	32	73	129	154
		Juvenile Female	1	3	0	0	4	0	0	0	0	4
		Juvenile Male	7	0	0	1	8	0	5	2	7	15
		<b>Total</b>	<b>107</b>	<b>5</b>	<b>0</b>	<b>1</b>	<b>113</b>	<b>32</b>	<b>61</b>	<b>103</b>	<b>196</b>	<b>309</b>

		Crimes Against Persons					Crimes Against Property				Total		
		Assault Offenses	Forcible Sex Offenses	Murder	Other Crimes Against Persons	Total	Burglary/ B&E	Larceny	Other Crimes Against Property	Total			
<b><u>Monroe</u></b>	<b>Total</b>	<b>154</b>	<b>5</b>	<b>0</b>	<b>1</b>	<b>160</b>	<b>47</b>	<b>75</b>	<b>119</b>	<b>241</b>	<b>401</b>		
<b><u>Morgan County</u></b>	Berkeley Springs SP	Adult Female	28	1	0	0	29	18	25	37	80	<b>109</b>	
		Adult Male	20	0	0	0	20	28	47	39	114	<b>134</b>	
		Juvenile Female	2	0	0	0	2	0	1	0	1	<b>3</b>	
		Juvenile Male	3	0	0	0	3	0	1	0	1	<b>4</b>	
		<b>Total</b>	<b>53</b>	<b>1</b>	<b>0</b>	<b>0</b>	<b>54</b>	<b>46</b>	<b>74</b>	<b>76</b>	<b>196</b>	<b>250</b>	
	Morgan Co SO	Adult Female	23	0	0	0	23	6	14	16	36	<b>59</b>	
		Adult Male	12	0	0	1	13	10	10	20	40	<b>53</b>	
		Juvenile Female	7	3	0	2	12	0	3	0	3	<b>15</b>	
		Juvenile Male	9	1	0	0	10	0	0	1	1	<b>11</b>	
		<b>Total</b>	<b>51</b>	<b>4</b>	<b>0</b>	<b>3</b>	<b>58</b>	<b>16</b>	<b>27</b>	<b>37</b>	<b>80</b>	<b>138</b>	
	<b>Total</b>	<b>104</b>	<b>5</b>	<b>0</b>	<b>3</b>	<b>112</b>	<b>62</b>	<b>101</b>	<b>113</b>	<b>276</b>	<b>388</b>		
	<b><u>Nicholas County</u></b>	Nicholas Co SO	Adult Female	201	2	0	1	204	24	100	67	191	<b>395</b>
			Adult Male	159	0	0	0	159	42	193	101	336	<b>495</b>
			Juvenile Female	39	7	0	3	49	0	3	2	5	<b>54</b>
Juvenile Male			17	1	0	3	21	0	3	2	5	<b>26</b>	
<b>Total</b>			<b>416</b>	<b>10</b>	<b>0</b>	<b>7</b>	<b>433</b>	<b>66</b>	<b>299</b>	<b>172</b>	<b>537</b>	<b>970</b>	
Richwood SP		Adult Female	13	0	0	0	13	3	4	7	14	<b>27</b>	
		Adult Male	9	0	0	0	9	4	11	5	20	<b>29</b>	
		Juvenile Female	1	1	0	1	3	0	0	0	0	<b>3</b>	

			Crimes Against Persons					Crimes Against Property				Total
			Assault Offenses	Forcible Sex Offenses	Murder	Other Crimes Against Persons	Total	Burglary/ B&E	Larceny	Other Crimes Against Property	Total	
<u>Nicholas County</u>	Richwood SP	Juvenile Male	5	1	0	0	6	0	0	0	0	6
		<b>Total</b>	<b>28</b>	<b>2</b>	<b>0</b>	<b>1</b>	<b>31</b>	<b>7</b>	<b>15</b>	<b>12</b>	<b>34</b>	<b>65</b>
	Summersvill e PD	Adult Female	37	0	0	0	37	1	25	11	37	74
		Adult Male	22	0	0	0	22	7	21	16	44	66
		Juvenile Female	1	1	0	0	2	0	3	1	4	6
		Juvenile Male	5	0	0	0	5	0	2	0	2	7
		<b>Total</b>	<b>65</b>	<b>1</b>	<b>0</b>	<b>0</b>	<b>66</b>	<b>8</b>	<b>51</b>	<b>28</b>	<b>87</b>	<b>153</b>
	Summersvill e SP	Adult Female	11	0	0	0	11	3	9	18	30	41
		Adult Male	10	0	0	0	10	6	29	18	53	63
		Juvenile Female	2	0	0	0	2	0	0	0	0	2
		Juvenile Male	2	1	0	2	5	0	0	0	0	5
		<b>Total</b>	<b>25</b>	<b>1</b>	<b>0</b>	<b>2</b>	<b>28</b>	<b>9</b>	<b>38</b>	<b>36</b>	<b>83</b>	<b>111</b>
	tf Central WV Drug	Adult Female	0	1	0	0	1	0	0	0	0	1
		<b>Total</b>	<b>0</b>	<b>1</b>	<b>0</b>	<b>0</b>	<b>1</b>	<b>0</b>	<b>0</b>	<b>0</b>	<b>0</b>	<b>1</b>
	<b>Total</b>			<b>534</b>	<b>15</b>	<b>0</b>	<b>10</b>	<b>559</b>	<b>90</b>	<b>403</b>	<b>248</b>	<b>741</b>
<u>Ohio County</u>	Bethlehem PD	Adult Female	0	0	0	0	0	0	5	4	9	9
		Adult Male	0	0	0	0	0	0	4	3	7	7
		Juvenile Female	0	0	0	0	0	0	1	0	1	1
		<b>Total</b>	<b>0</b>	<b>0</b>	<b>0</b>	<b>0</b>	<b>0</b>	<b>0</b>	<b>10</b>	<b>7</b>	<b>17</b>	<b>17</b>
	Ohio Co SO	Adult Female	51	0	0	0	51	9	16	23	48	99

			Crimes Against Persons					Crimes Against Property				Total	
			Assault Offenses	Forcible Sex Offenses	Murder	Other Crimes Against Persons	Total	Burglary/ B&E	Larceny	Other Crimes Against Property	Total		
<u>Ohio County</u>	Ohio Co SO	Adult Male	40	0	0	0	40	15	20	20	55	95	
		Juvenile Female	10	2	0	2	14	0	0	0	0	14	
		Juvenile Male	16	2	0	0	18	0	0	0	0	18	
		<b>Total</b>	<b>117</b>	<b>4</b>	<b>0</b>	<b>2</b>	<b>123</b>	<b>24</b>	<b>36</b>	<b>43</b>	<b>103</b>	<b>226</b>	
	West Liberty College	Adult Female	0	0	0	0	0	0	1	0	1	1	
		<b>Total</b>	<b>0</b>	<b>0</b>	<b>0</b>	<b>0</b>	<b>0</b>	<b>0</b>	<b>1</b>	<b>0</b>	<b>1</b>	<b>1</b>	
	Wheeling PD		2	0	0	0	2	1	2	0	3	5	
		Adult Female	516	17	0	4	537	95	270	258	623	1,160	
		Adult Male	366	4	1	1	372	65	230	264	559	931	
		Juvenile Female	62	20	0	2	84	0	8	8	16	100	
		Juvenile Male	40	5	0	1	46	3	9	6	18	64	
		<b>Total</b>	<b>986</b>	<b>46</b>	<b>1</b>	<b>8</b>	<b>1,041</b>	<b>164</b>	<b>519</b>	<b>536</b>	<b>1,219</b>	<b>2,260</b>	
	Wheeling SP	Adult Female	16	0	0	0	16	4	9	16	29	45	
		Adult Male	10	0	1	0	11	6	24	14	44	55	
		Juvenile Female	4	4	0	0	8	0	0	0	0	8	
		Juvenile Male	1	1	0	0	2	0	0	1	1	3	
		<b>Total</b>	<b>31</b>	<b>5</b>	<b>1</b>	<b>0</b>	<b>37</b>	<b>10</b>	<b>33</b>	<b>31</b>	<b>74</b>	<b>111</b>	
	<b>Total</b>			<b>1,134</b>	<b>55</b>	<b>2</b>	<b>10</b>	<b>1,201</b>	<b>198</b>	<b>599</b>	<b>617</b>	<b>1,414</b>	<b>2,615</b>
	<u>Pendleton County</u>	Franklin SP	Adult Female	30	1	0	1	32	2	7	4	13	45
			Adult Male	22	0	0	0	22	7	8	11	26	48

			Crimes Against Persons					Crimes Against Property				Total
			Assault Offenses	Forcible Sex Offenses	Murder	Other Crimes Against Persons	Total	Burglary/ B&E	Larceny	Other Crimes Against Property	Total	
<u><b>Pendleton County</b></u>	Franklin SP	Juvenile Female	0	2	0	0	2	0	0	0	0	2
		Juvenile Male	4	1	0	0	5	0	0	0	0	5
		<b>Total</b>	<b>56</b>	<b>4</b>	<b>0</b>	<b>1</b>	<b>61</b>	<b>9</b>	<b>15</b>	<b>15</b>	<b>39</b>	<b>100</b>
	<b>Total</b>	<b>56</b>	<b>4</b>	<b>0</b>	<b>1</b>	<b>61</b>	<b>9</b>	<b>15</b>	<b>15</b>	<b>39</b>	<b>100</b>	
<u><b>Pleasants County</b></u>	Pleasants Co SO	Adult Female	5	0	0	0	5	1	2	0	3	8
		Adult Male	2	0	0	0	2	1	0	0	1	3
		<b>Total</b>	<b>7</b>	<b>0</b>	<b>0</b>	<b>0</b>	<b>7</b>	<b>2</b>	<b>2</b>	<b>0</b>	<b>4</b>	<b>11</b>
	St Marys SP	Adult Female	11	0	0	0	11	1	4	6	11	22
		Adult Male	9	0	0	0	9	1	12	7	20	29
		Juvenile Female	0	2	0	0	2	0	0	0	0	2
		<b>Total</b>	<b>20</b>	<b>2</b>	<b>0</b>	<b>0</b>	<b>22</b>	<b>2</b>	<b>16</b>	<b>13</b>	<b>31</b>	<b>53</b>
	<b>Total</b>	<b>27</b>	<b>2</b>	<b>0</b>	<b>0</b>	<b>29</b>	<b>4</b>	<b>18</b>	<b>13</b>	<b>35</b>	<b>64</b>	
<u><b>Pocahontas County</b></u>	Marlinton SP		0	0	0	0	0	0	0	1	1	1
		Adult Female	42	2	0	0	44	4	19	24	47	91
		Adult Male	19	0	0	1	20	14	18	44	76	96
		Juvenile Female	7	0	0	0	7	0	1	1	2	9
		Juvenile Male	3	0	0	0	3	0	0	0	0	3
		<b>Total</b>	<b>71</b>	<b>2</b>	<b>0</b>	<b>1</b>	<b>74</b>	<b>18</b>	<b>38</b>	<b>70</b>	<b>126</b>	<b>200</b>
	Pocahontas Co SO		0	0	0	0	0	0	2	0	2	2
		Adult Female	6	0	0	0	6	3	2	2	7	13

			Crimes Against Persons					Crimes Against Property				Total
			Assault Offenses	Forcible Sex Offenses	Murder	Other Crimes Against Persons	Total	Burglary/ B&E	Larceny	Other Crimes Against Property	Total	
<u><b>Pocahontas County</b></u>	Pocahontas Co SO	Adult Male	2	0	0	0	2	0	2	3	5	7
		Juvenile Male	1	0	0	0	1	0	0	0	0	1
		<b>Total</b>	<b>9</b>	<b>0</b>	<b>0</b>	<b>0</b>	<b>9</b>	<b>3</b>	<b>6</b>	<b>5</b>	<b>14</b>	<b>23</b>
	<b>Total</b>	<b>80</b>	<b>2</b>	<b>0</b>	<b>1</b>	<b>83</b>	<b>21</b>	<b>44</b>	<b>75</b>	<b>140</b>	<b>223</b>	
<u><b>Preston County</b></u>	Kingwood SP	Adult Female	34	3	0	0	37	12	22	40	74	111
		Adult Male	43	0	0	0	43	21	44	38	103	146
		Juvenile Female	7	10	0	0	17	0	0	0	0	17
		Juvenile Male	5	3	0	0	8	0	1	0	1	9
		<b>Total</b>	<b>89</b>	<b>16</b>	<b>0</b>	<b>0</b>	<b>105</b>	<b>33</b>	<b>67</b>	<b>78</b>	<b>178</b>	<b>283</b>
	Masontown PD	Adult Female	1	0	0	0	1	0	0	0	0	1
		<b>Total</b>	<b>1</b>	<b>0</b>	<b>0</b>	<b>0</b>	<b>1</b>	<b>0</b>	<b>0</b>	<b>0</b>	<b>0</b>	<b>1</b>
	Preston Co SO		1	0	0	0	1	1	0	0	1	2
		Adult Female	30	0	0	0	30	20	16	8	44	74
		Adult Male	12	0	0	0	12	20	29	13	62	74
		Juvenile Female	4	1	0	0	5	0	0	0	0	5
		Juvenile Male	8	0	0	0	8	0	0	0	0	8
		<b>Total</b>	<b>55</b>	<b>1</b>	<b>0</b>	<b>0</b>	<b>56</b>	<b>41</b>	<b>45</b>	<b>21</b>	<b>107</b>	<b>163</b>
	Reedsville PD	Adult Female	4	0	0	0	4	2	5	1	8	12
		Adult Male	0	0	0	0	0	0	2	0	2	2
		<b>Total</b>	<b>4</b>	<b>0</b>	<b>0</b>	<b>0</b>	<b>4</b>	<b>2</b>	<b>7</b>	<b>1</b>	<b>10</b>	<b>14</b>

		Crimes Against Persons					Crimes Against Property				Total	
		Assault Offenses	Forcible Sex Offenses	Murder	Other Crimes Against Persons	Total	Burglary/ B&E	Larceny	Other Crimes Against Property	Total		
<u>Preston</u>	<b>Total</b>	<b>149</b>	<b>17</b>	<b>0</b>	<b>0</b>	<b>166</b>	<b>76</b>	<b>119</b>	<b>100</b>	<b>295</b>	<b>461</b>	
<u>Putnam County</u>	Hurricane PD	Adult Female	28	0	0	0	28	7	44	43	94	<b>122</b>
		Adult Male	20	0	0	0	20	3	64	58	125	<b>145</b>
		Juvenile Female	13	2	0	2	17	0	1	1	2	<b>19</b>
		Juvenile Male	15	0	0	0	15	0	1	2	3	<b>18</b>
		<b>Total</b>	<b>76</b>	<b>2</b>	<b>0</b>	<b>2</b>	<b>80</b>	<b>10</b>	<b>110</b>	<b>104</b>	<b>224</b>	<b>304</b>
	Putnam Co SO		8	2	0	0	10	5	4	5	14	<b>24</b>
		Adult Female	214	3	0	0	217	51	203	156	410	<b>627</b>
		Adult Male	128	0	0	0	128	79	296	221	596	<b>724</b>
		Juvenile Female	33	10	0	1	44	0	3	4	7	<b>51</b>
		Juvenile Male	16	4	0	0	20	0	5	4	9	<b>29</b>
		<b>Total</b>	<b>399</b>	<b>19</b>	<b>0</b>	<b>1</b>	<b>419</b>	<b>135</b>	<b>511</b>	<b>390</b>	<b>1,036</b>	<b>1,455</b>
	Winfield PD	Adult Female	5	0	0	0	5	0	5	0	5	<b>10</b>
		Adult Male	0	0	0	0	0	0	4	2	6	<b>6</b>
		Juvenile Female	1	0	0	0	1	0	1	0	1	<b>2</b>
		<b>Total</b>	<b>6</b>	<b>0</b>	<b>0</b>	<b>0</b>	<b>6</b>	<b>0</b>	<b>10</b>	<b>2</b>	<b>12</b>	<b>18</b>
	Winfield SP	Adult Female	51	3	0	0	54	7	42	50	99	<b>153</b>
		Adult Male	32	1	0	0	33	18	58	54	130	<b>163</b>
		Juvenile Female	10	5	0	0	15	0	1	1	2	<b>17</b>
		Juvenile Male	6	0	0	0	6	0	1	0	1	<b>7</b>

			Crimes Against Persons					Crimes Against Property				Total
			Assault Offenses	Forcible Sex Offenses	Murder	Other Crimes Against Persons	Total	Burglary/ B&E	Larceny	Other Crimes Against Property	Total	
<u>Putnam County</u>	Winfield SP	<b>Total</b>	<b>99</b>	<b>9</b>	<b>0</b>	<b>0</b>	<b>108</b>	<b>25</b>	<b>102</b>	<b>105</b>	<b>232</b>	<b>340</b>
	<b>Total</b>		<b>580</b>	<b>30</b>	<b>0</b>	<b>3</b>	<b>613</b>	<b>170</b>	<b>733</b>	<b>601</b>	<b>1,504</b>	<b>2,117</b>
<u>Raleigh County</u>	BCI - Beckley	Adult Female	1	0	0	0	1	0	1	0	1	2
		<b>Total</b>	<b>1</b>	<b>0</b>	<b>0</b>	<b>0</b>	<b>1</b>	<b>0</b>	<b>1</b>	<b>0</b>	<b>1</b>	<b>2</b>
	Beckley PD		3	0	0	0	3	0	0	0	0	3
		Adult Female	474	5	0	0	479	73	392	339	804	1,283
		Adult Male	394	0	1	0	395	81	293	313	687	1,082
		Juvenile Female	50	6	0	0	56	1	8	4	13	69
		Juvenile Male	75	4	0	0	79	0	14	2	16	95
		<b>Total</b>	<b>996</b>	<b>15</b>	<b>1</b>	<b>0</b>	<b>1,012</b>	<b>155</b>	<b>707</b>	<b>658</b>	<b>1,520</b>	<b>2,532</b>
	Beckley SP		2	0	0	0	2	0	5	3	8	10
		Adult Female	66	4	0	0	70	26	84	71	181	251
		Adult Male	48	0	0	0	48	40	110	75	225	273
		Juvenile Female	6	9	0	0	15	0	2	0	2	17
		Juvenile Male	6	2	0	0	8	0	5	2	7	15
		<b>Total</b>	<b>128</b>	<b>15</b>	<b>0</b>	<b>0</b>	<b>143</b>	<b>66</b>	<b>206</b>	<b>151</b>	<b>423</b>	<b>566</b>
	Mabscott PD	Adult Female	4	0	0	0	4	1	1	2	4	8
		Adult Male	3	0	0	0	3	1	2	2	5	8
		Juvenile Female	1	0	0	0	1	0	0	0	0	1
		<b>Total</b>	<b>8</b>	<b>0</b>	<b>0</b>	<b>0</b>	<b>8</b>	<b>2</b>	<b>3</b>	<b>4</b>	<b>9</b>	<b>17</b>



			Crimes Against Persons					Crimes Against Property				Total
			Assault Offenses	Forcible Sex Offenses	Murder	Other Crimes Against Persons	Total	Burglary/ B&E	Larceny	Other Crimes Against Property	Total	
<b><u>Raleigh County</u></b>	Raleigh Co SO		2	0	0	0	2	1	3	1	5	7
		Adult Female	449	17	0	1	467	106	220	219	545	1,012
		Adult Male	289	2	0	1	292	175	289	272	736	1,028
		Juvenile Female	52	9	0	9	70	2	0	0	2	72
		Juvenile Male	51	3	1	1	56	2	9	3	14	70
		<b>Total</b>	<b>843</b>	<b>31</b>	<b>1</b>	<b>12</b>	<b>887</b>	<b>286</b>	<b>521</b>	<b>495</b>	<b>1,302</b>	<b>2,189</b>
	Sophia PD	Adult Female	15	0	0	0	15	1	2	12	15	30
		Adult Male	5	0	0	0	5	3	1	4	8	13
		Juvenile Male	4	0	0	0	4	0	1	0	1	5
		<b>Total</b>	<b>24</b>	<b>0</b>	<b>0</b>	<b>0</b>	<b>24</b>	<b>4</b>	<b>4</b>	<b>16</b>	<b>24</b>	<b>48</b>
	Turnpike - Raleigh	Adult Female	2	1	0	0	3	0	3	6	9	12
		Adult Male	1	0	0	0	1	0	2	9	11	12
		Juvenile Female	0	0	0	0	0	0	1	0	1	1
		<b>Total</b>	<b>3</b>	<b>1</b>	<b>0</b>	<b>0</b>	<b>4</b>	<b>0</b>	<b>6</b>	<b>15</b>	<b>21</b>	<b>25</b>
	<b>Total</b>			<b>2,003</b>	<b>62</b>	<b>2</b>	<b>12</b>	<b>2,079</b>	<b>513</b>	<b>1,448</b>	<b>1,339</b>	<b>3,300</b>
<b><u>Randolph County</u></b>	Elkins PD	Adult Female	58	2	0	0	60	22	59	57	138	198
		Adult Male	57	0	0	0	57	22	64	58	144	201
		Juvenile Female	7	3	0	0	10	0	4	0	4	14
		Juvenile Male	17	0	0	0	17	0	2	3	5	22
		<b>Total</b>	<b>139</b>	<b>5</b>	<b>0</b>	<b>0</b>	<b>144</b>	<b>44</b>	<b>129</b>	<b>118</b>	<b>291</b>	<b>435</b>

			Crimes Against Persons					Crimes Against Property				Total
			Assault Offenses	Forcible Sex Offenses	Murder	Other Crimes Against Persons	Total	Burglary/ B&E	Larceny	Other Crimes Against Property	Total	
<b><u>Randolph County</u></b>	Elkins SP	Adult Female	63	2	0	2	67	14	53	57	124	<b>191</b>
		Adult Male	50	4	0	1	55	27	50	74	151	<b>206</b>
		Juvenile Female	10	14	0	0	24	0	3	2	5	<b>29</b>
		Juvenile Male	8	9	0	0	17	0	2	0	2	<b>19</b>
		<b>Total</b>	<b>131</b>	<b>29</b>	<b>0</b>	<b>3</b>	<b>163</b>	<b>41</b>	<b>108</b>	<b>133</b>	<b>282</b>	<b>445</b>
	Randolph Co SO	Adult Female	15	0	0	0	15	3	3	6	12	<b>27</b>
		Adult Male	19	0	0	0	19	11	18	12	41	<b>60</b>
		Juvenile Female	4	0	0	0	4	0	0	0	0	<b>4</b>
		Juvenile Male	9	0	0	0	9	0	1	0	1	<b>10</b>
		<b>Total</b>	<b>47</b>	<b>0</b>	<b>0</b>	<b>0</b>	<b>47</b>	<b>14</b>	<b>22</b>	<b>18</b>	<b>54</b>	<b>101</b>
<b>Total</b>			<b>317</b>	<b>34</b>	<b>0</b>	<b>3</b>	<b>354</b>	<b>99</b>	<b>259</b>	<b>269</b>	<b>627</b>	<b>981</b>
<b><u>Ritchie County</u></b>	Harrisville PD	Adult Female	3	0	0	0	3	0	1	0	1	<b>4</b>
		Adult Male	0	0	0	0	0	2	0	1	3	<b>3</b>
		Juvenile Male	1	0	0	0	1	0	0	0	0	<b>1</b>
		<b>Total</b>	<b>4</b>	<b>0</b>	<b>0</b>	<b>0</b>	<b>4</b>	<b>2</b>	<b>1</b>	<b>1</b>	<b>4</b>	<b>8</b>
	Harrisville SP	Adult Female	19	1	0	1	21	6	13	28	47	<b>68</b>
		Adult Male	26	0	0	0	26	6	23	21	50	<b>76</b>
		Juvenile Female	1	0	0	0	1	0	0	1	1	<b>2</b>
		Juvenile Male	5	1	0	1	7	0	2	0	2	<b>9</b>
		<b>Total</b>	<b>51</b>	<b>2</b>	<b>0</b>	<b>2</b>	<b>55</b>	<b>12</b>	<b>38</b>	<b>50</b>	<b>100</b>	<b>155</b>

			Crimes Against Persons					Crimes Against Property				Total	
			Assault Offenses	Forcible Sex Offenses	Murder	Other Crimes Against Persons	Total	Burglary/ B&E	Larceny	Other Crimes Against Property	Total		
<b><u>Ritchie County</u></b>	Pennsboro PD	Adult Female	0	0	0	0	0	0	0	2	2	2	
		Adult Male	2	0	0	0	2	0	0	1	1	3	
		<b>Total</b>	<b>2</b>	<b>0</b>	<b>0</b>	<b>0</b>	<b>2</b>	<b>0</b>	<b>0</b>	<b>3</b>	<b>3</b>	<b>5</b>	
	Ritchie Co SO	Adult Female	16	2	0	0	18	6	7	6	19	37	
		Adult Male	7	0	0	1	8	15	13	13	41	49	
		Juvenile Female	2	0	0	0	2	0	0	0	0	2	
		Juvenile Male	2	1	0	0	3	0	0	0	0	3	
		<b>Total</b>	<b>27</b>	<b>3</b>	<b>0</b>	<b>1</b>	<b>31</b>	<b>21</b>	<b>20</b>	<b>19</b>	<b>60</b>	<b>91</b>	
	<b>Total</b>			<b>84</b>	<b>5</b>	<b>0</b>	<b>3</b>	<b>92</b>	<b>35</b>	<b>59</b>	<b>73</b>	<b>167</b>	<b>259</b>
	<b><u>Roane County</u></b>	Roane Co SO	Adult Female	32	0	0	0	32	1	21	15	37	69
Adult Male			24	1	0	0	25	0	38	17	55	80	
Juvenile Female			4	0	0	0	4	0	1	0	1	5	
Juvenile Male			5	1	0	0	6	0	0	0	0	6	
<b>Total</b>			<b>65</b>	<b>2</b>	<b>0</b>	<b>0</b>	<b>67</b>	<b>1</b>	<b>60</b>	<b>32</b>	<b>93</b>	<b>160</b>	
Spencer PD		Adult Female	11	0	0	0	11	1	12	14	27	38	
		Adult Male	22	0	0	0	22	1	11	17	29	51	
		Juvenile Female	1	0	0	0	1	0	0	0	0	1	
		Juvenile Male	3	0	0	0	3	0	1	1	2	5	
		<b>Total</b>	<b>37</b>	<b>0</b>	<b>0</b>	<b>0</b>	<b>37</b>	<b>2</b>	<b>24</b>	<b>32</b>	<b>58</b>	<b>95</b>	
Spencer SP	Adult Female	25	2	1	0	28	4	4	15	23	51		

			Crimes Against Persons					Crimes Against Property				Total
			Assault Offenses	Forcible Sex Offenses	Murder	Other Crimes Against Persons	Total	Burglary/ B&E	Larceny	Other Crimes Against Property	Total	
<u>Roane County</u>	Spencer SP	Adult Male	21	0	0	0	21	5	16	15	36	57
		Juvenile Female	2	0	0	0	2	0	1	0	1	3
		Juvenile Male	5	0	0	1	6	0	0	0	0	6
		<b>Total</b>	<b>53</b>	<b>2</b>	<b>1</b>	<b>1</b>	<b>57</b>	<b>9</b>	<b>21</b>	<b>30</b>	<b>60</b>	<b>117</b>
	<b>Total</b>	<b>155</b>	<b>4</b>	<b>1</b>	<b>1</b>	<b>161</b>	<b>12</b>	<b>105</b>	<b>94</b>	<b>211</b>	<b>372</b>	
<u>Summers County</u>	Hinton PD	Adult Female	21	0	0	0	21	4	9	17	30	51
		Adult Male	18	0	0	0	18	3	8	11	22	40
		Juvenile Female	1	0	0	0	1	0	1	0	1	2
		Juvenile Male	4	0	0	0	4	0	3	1	4	8
		<b>Total</b>	<b>44</b>	<b>0</b>	<b>0</b>	<b>0</b>	<b>44</b>	<b>7</b>	<b>21</b>	<b>29</b>	<b>57</b>	<b>101</b>
	Hinton SP	Adult Female	15	2	0	0	17	11	22	12	45	62
		Adult Male	10	0	0	0	10	23	28	22	73	83
		Juvenile Female	0	0	0	1	1	0	0	0	0	1
		Juvenile Male	1	1	0	0	2	0	1	0	1	3
		<b>Total</b>	<b>26</b>	<b>3</b>	<b>0</b>	<b>1</b>	<b>30</b>	<b>34</b>	<b>51</b>	<b>34</b>	<b>119</b>	<b>149</b>
	Summers Co SO	Adult Female	18	0	0	0	18	3	9	2	14	32
		Adult Male	3	0	0	0	3	11	17	5	33	36
		Juvenile Female	2	0	0	0	2	0	0	0	0	2
		Juvenile Male	2	0	0	0	2	0	0	0	0	2
<b>Total</b>		<b>25</b>	<b>0</b>	<b>0</b>	<b>0</b>	<b>25</b>	<b>14</b>	<b>26</b>	<b>7</b>	<b>47</b>	<b>72</b>	

		Crimes Against Persons					Crimes Against Property				Total	
		Assault Offenses	Forcible Sex Offenses	Murder	Other Crimes Against Persons	Total	Burglary/ B&E	Larceny	Other Crimes Against Property	Total		
<b><u>Summers</u></b>	<b>Total</b>	<b>95</b>	<b>3</b>	<b>0</b>	<b>1</b>	<b>99</b>	<b>55</b>	<b>98</b>	<b>70</b>	<b>223</b>	<b>322</b>	
<b><u>Taylor County</u></b>	Grafton PD	Adult Female	11	0	0	0	11	0	1	0	1	12
		Adult Male	2	0	0	0	2	0	5	1	6	8
		Juvenile Female	1	0	0	0	1	0	0	0	0	1
		<b>Total</b>	<b>14</b>	<b>0</b>	<b>0</b>	<b>0</b>	<b>14</b>	<b>0</b>	<b>6</b>	<b>1</b>	<b>7</b>	<b>21</b>
	Grafton SP	Adult Female	9	0	0	0	9	1	3	6	10	19
		Adult Male	5	0	0	0	5	6	10	5	21	26
		Juvenile Male	1	0	0	0	1	0	0	0	0	1
		<b>Total</b>	<b>15</b>	<b>0</b>	<b>0</b>	<b>0</b>	<b>15</b>	<b>7</b>	<b>13</b>	<b>11</b>	<b>31</b>	<b>46</b>
	Taylor Co SO	Adult Female	1	0	0	0	1	1	0	0	1	2
		Adult Male	1	0	0	0	1	0	1	1	2	3
		<b>Total</b>	<b>2</b>	<b>0</b>	<b>0</b>	<b>0</b>	<b>2</b>	<b>1</b>	<b>1</b>	<b>1</b>	<b>3</b>	<b>5</b>
	<b>Total</b>	<b>31</b>	<b>0</b>	<b>0</b>	<b>0</b>	<b>31</b>	<b>8</b>	<b>20</b>	<b>13</b>	<b>41</b>	<b>72</b>	
	<b><u>Tucker County</u></b>	Parsons SP	Adult Female	20	1	0	0	21	6	10	12	28
Adult Male			15	0	0	0	15	12	19	19	50	65
Juvenile Female			3	2	0	1	6	0	0	0	0	6
Juvenile Male			3	0	0	0	3	0	0	0	0	3
<b>Total</b>			<b>41</b>	<b>3</b>	<b>0</b>	<b>1</b>	<b>45</b>	<b>18</b>	<b>29</b>	<b>31</b>	<b>78</b>	<b>123</b>
Tucker Co SO		Adult Female	0	0	0	0	0	0	1	0	1	1
		Adult Male	0	0	0	0	0	1	3	0	4	4

			Crimes Against Persons					Crimes Against Property				Total	
			Assault Offenses	Forcible Sex Offenses	Murder	Other Crimes Against Persons	Total	Burglary/ B&E	Larceny	Other Crimes Against Property	Total		
<u><b>Tucker County</b></u>	Tucker Co SO	<b>Total</b>	<b>0</b>	<b>0</b>	<b>0</b>	<b>0</b>	<b>0</b>	<b>1</b>	<b>4</b>	<b>0</b>	<b>5</b>	<b>5</b>	
	<b>Total</b>		<b>41</b>	<b>3</b>	<b>0</b>	<b>1</b>	<b>45</b>	<b>19</b>	<b>33</b>	<b>31</b>	<b>83</b>	<b>128</b>	
<u><b>Tyler County</b></u>	Paden City PD	Adult Female	5	0	0	0	5	0	0	0	0	5	
		Adult Male	3	0	0	0	3	0	0	0	0	3	
		<b>Total</b>	<b>8</b>	<b>0</b>	<b>0</b>	<b>0</b>	<b>8</b>	<b>0</b>	<b>0</b>	<b>0</b>	<b>0</b>	<b>8</b>	
	Sistersville PD	Adult Female	4	2	0	0	6	0	4	0	4	10	
		Adult Male	2	0	0	0	2	0	2	0	2	4	
		Juvenile Female	1	0	0	0	1	0	0	0	0	1	
		<b>Total</b>	<b>7</b>	<b>2</b>	<b>0</b>	<b>0</b>	<b>9</b>	<b>0</b>	<b>6</b>	<b>0</b>	<b>6</b>	<b>15</b>	
	Tyler Co SO	Adult Female	4	1	0	0	5	1	4	1	6	11	
		Adult Male	2	0	0	0	2	1	1	0	2	4	
		Juvenile Female	2	0	0	0	2	0	0	0	0	2	
		Juvenile Male	2	0	0	0	2	0	0	0	0	2	
		<b>Total</b>	<b>10</b>	<b>1</b>	<b>0</b>	<b>0</b>	<b>11</b>	<b>2</b>	<b>5</b>	<b>1</b>	<b>8</b>	<b>19</b>	
	<b>Total</b>		<b>25</b>	<b>3</b>	<b>0</b>	<b>0</b>	<b>28</b>	<b>2</b>	<b>11</b>	<b>1</b>	<b>14</b>	<b>42</b>	
	<u><b>Upshur County</b></u>	BCI - Buckhann on	Adult Female	0	0	0	0	0	0	0	2	2	2
			<b>Total</b>	<b>0</b>	<b>0</b>	<b>0</b>	<b>0</b>	<b>0</b>	<b>0</b>	<b>0</b>	<b>2</b>	<b>2</b>	<b>2</b>
Buckhann on PD		Adult Female	37	0	0	0	37	4	14	4	22	59	
		Adult Male	18	0	0	0	18	1	9	17	27	45	
		Juvenile Female	4	1	0	0	5	1	1	0	2	7	

			Crimes Against Persons					Crimes Against Property					Total
			Assault Offenses	Forcible Sex Offenses	Murder	Other Crimes Against Persons	Total	Burglary/ B&E	Larceny	Other Crimes Against Property	Total		
<b><u>Upshur County</u></b>	Buckhannon PD	Juvenile Male	7	0	0	0	7	0	0	1	1	8	
		<b>Total</b>	<b>66</b>	<b>1</b>	<b>0</b>	<b>0</b>	<b>67</b>	<b>6</b>	<b>24</b>	<b>22</b>	<b>52</b>	<b>119</b>	
	Buckhannon SP	Adult Female	45	0	0	0	45	2	43	45	90	135	
		Adult Male	31	0	0	0	31	9	45	53	107	138	
		Juvenile Female	3	6	0	0	9	0	1	0	1	10	
		Juvenile Male	9	0	0	0	9	0	1	3	4	13	
		<b>Total</b>	<b>88</b>	<b>6</b>	<b>0</b>	<b>0</b>	<b>94</b>	<b>11</b>	<b>90</b>	<b>101</b>	<b>202</b>	<b>296</b>	
	Upshur Co SO	Adult Female	28	2	0	0	30	2	24	21	47	77	
		Adult Male	17	0	0	0	17	8	34	28	70	87	
		Juvenile Female	1	2	0	0	3	0	0	0	0	3	
		Juvenile Male	6	1	0	0	7	0	0	0	0	7	
		<b>Total</b>	<b>52</b>	<b>5</b>	<b>0</b>	<b>0</b>	<b>57</b>	<b>10</b>	<b>58</b>	<b>49</b>	<b>117</b>	<b>174</b>	
	<b>Total</b>			<b>206</b>	<b>12</b>	<b>0</b>	<b>0</b>	<b>218</b>	<b>27</b>	<b>172</b>	<b>174</b>	<b>373</b>	<b>591</b>
	<b><u>Wayne County</u></b>	Ceredo PD	Adult Female	5	0	0	0	5	1	18	6	25	30
Adult Male			3	0	0	0	3	3	13	0	16	19	
Juvenile Female			3	0	0	0	3	0	0	0	0	3	
Juvenile Male			2	0	0	0	2	0	0	0	0	2	
<b>Total</b>			<b>13</b>	<b>0</b>	<b>0</b>	<b>0</b>	<b>13</b>	<b>4</b>	<b>31</b>	<b>6</b>	<b>41</b>	<b>54</b>	
Kenova PD		Adult Female	35	3	0	1	39	12	76	25	113	152	
		Adult Male	18	0	1	0	19	18	49	26	93	112	

			Crimes Against Persons					Crimes Against Property				Total	
			Assault Offenses	Forcible Sex Offenses	Murder	Other Crimes Against Persons	Total	Burglary/ B&E	Larceny	Other Crimes Against Property	Total		
<u>Wayne County</u>	Kenova PD	Juvenile Female	1	1	0	0	2	0	0	0	0	2	
		Juvenile Male	9	0	0	0	9	0	2	0	2	11	
		<b>Total</b>	<b>63</b>	<b>4</b>	<b>1</b>	<b>1</b>	<b>69</b>	<b>30</b>	<b>127</b>	<b>51</b>	<b>208</b>	<b>277</b>	
	Wayne Co SO	Adult Female	38	0	0	0	38	13	10	0	23	61	
		Adult Male	16	0	0	0	16	21	32	0	53	69	
		Juvenile Female	1	0	0	0	1	0	0	0	0	1	
		<b>Total</b>	<b>55</b>	<b>0</b>	<b>0</b>	<b>0</b>	<b>55</b>	<b>34</b>	<b>42</b>	<b>0</b>	<b>76</b>	<b>131</b>	
	Wayne SP	Adult Female	109	3	0	0	112	54	95	90	239	351	
		Adult Male	74	0	0	0	74	65	160	75	300	374	
		Juvenile Female	9	3	0	0	12	0	2	1	3	15	
		Juvenile Male	14	1	0	0	15	0	1	4	5	20	
		<b>Total</b>	<b>206</b>	<b>7</b>	<b>0</b>	<b>0</b>	<b>213</b>	<b>119</b>	<b>258</b>	<b>170</b>	<b>547</b>	<b>760</b>	
	<b>Total</b>			<b>337</b>	<b>11</b>	<b>1</b>	<b>1</b>	<b>350</b>	<b>187</b>	<b>458</b>	<b>227</b>	<b>872</b>	<b>1,222</b>
	<u>Webster County</u>	Upperglade SP	Adult Female	32	0	0	1	33	7	20	24	51	84
Adult Male			44	0	0	0	44	9	26	24	59	103	
Juvenile Female			12	0	0	3	15	0	1	4	5	20	
Juvenile Male			8	0	0	1	9	0	0	1	1	10	
<b>Total</b>			<b>96</b>	<b>0</b>	<b>0</b>	<b>5</b>	<b>101</b>	<b>16</b>	<b>47</b>	<b>53</b>	<b>116</b>	<b>217</b>	
<b>Total</b>			<b>96</b>	<b>0</b>	<b>0</b>	<b>5</b>	<b>101</b>	<b>16</b>	<b>47</b>	<b>53</b>	<b>116</b>	<b>217</b>	
<u>Wetzel</u>	Hundred SP	Adult Female	19	3	0	0	22	1	5	5	11	33	



			Crimes Against Persons					Crimes Against Property				Total
			Assault Offenses	Forcible Sex Offenses	Murder	Other Crimes Against Persons	Total	Burglary/ B&E	Larceny	Other Crimes Against Property	Total	
<u>Wetzel County</u>	Hundred SP	Adult Male	9	0	0	0	9	6	13	8	27	36
		Juvenile Female	1	1	0	0	2	0	0	0	0	2
		Juvenile Male	1	0	0	0	1	0	0	0	0	1
		<b>Total</b>	<b>30</b>	<b>4</b>	<b>0</b>	<b>0</b>	<b>34</b>	<b>7</b>	<b>18</b>	<b>13</b>	<b>38</b>	<b>72</b>
	Paden City SP	Adult Female	7	1	0	0	8	1	2	6	9	17
		Adult Male	14	0	0	0	14	3	8	15	26	40
		Juvenile Female	1	0	0	0	1	0	0	0	0	1
		Juvenile Male	2	0	0	0	2	0	0	0	0	2
		<b>Total</b>	<b>24</b>	<b>1</b>	<b>0</b>	<b>0</b>	<b>25</b>	<b>4</b>	<b>10</b>	<b>21</b>	<b>35</b>	<b>60</b>
	<b>Total</b>			<b>54</b>	<b>5</b>	<b>0</b>	<b>0</b>	<b>59</b>	<b>11</b>	<b>28</b>	<b>34</b>	<b>73</b>
<u>Wirt County</u>	Elizabeth SP	Adult Female	23	1	0	0	24	5	16	16	37	61
		Adult Male	16	0	1	0	17	13	26	21	60	77
		Juvenile Female	2	3	0	0	5	0	0	0	0	5
		Juvenile Male	5	0	0	0	5	0	0	2	2	7
		<b>Total</b>	<b>46</b>	<b>4</b>	<b>1</b>	<b>0</b>	<b>51</b>	<b>18</b>	<b>42</b>	<b>39</b>	<b>99</b>	<b>150</b>
	Wirt Co SO	Adult Female	5	2	0	0	7	3	5	5	13	20
		Adult Male	5	0	0	0	5	2	15	10	27	32
		Juvenile Female	0	0	0	1	1	0	0	0	0	1
		Juvenile Male	1	0	0	0	1	0	0	0	0	1
		<b>Total</b>	<b>11</b>	<b>2</b>	<b>0</b>	<b>1</b>	<b>14</b>	<b>5</b>	<b>20</b>	<b>15</b>	<b>40</b>	<b>54</b>

		Crimes Against Persons					Crimes Against Property				Total	
		Assault Offenses	Forcible Sex Offenses	Murder	Other Crimes Against Persons	Total	Burglary/ B&E	Larceny	Other Crimes Against Property	Total		
<b><u>Wirt County</u></b>	<b>Total</b>	<b>57</b>	<b>6</b>	<b>1</b>	<b>1</b>	<b>65</b>	<b>23</b>	<b>62</b>	<b>54</b>	<b>139</b>	<b>204</b>	
<b><u>Wood County</u></b>	Parkersburg PD		0	0	0	0	0	1	1	0	2	<b>2</b>
		Adult Female	292	23	1	1	317	75	307	245	627	<b>944</b>
		Adult Male	150	0	0	2	152	106	315	250	671	<b>823</b>
		Juvenile Female	37	9	0	13	59	0	6	3	9	<b>68</b>
		Juvenile Male	36	1	0	2	39	0	9	1	10	<b>49</b>
		<b>Total</b>	<b>515</b>	<b>33</b>	<b>1</b>	<b>18</b>	<b>567</b>	<b>182</b>	<b>638</b>	<b>499</b>	<b>1,319</b>	<b>1,886</b>
	Parkersburg SP	Adult Female	25	1	0	0	26	12	37	35	84	<b>110</b>
		Adult Male	14	0	0	0	14	27	87	51	165	<b>179</b>
		Juvenile Female	2	3	0	0	5	0	1	1	2	<b>7</b>
		Juvenile Male	2	1	0	0	3	1	0	1	2	<b>5</b>
		<b>Total</b>	<b>43</b>	<b>5</b>	<b>0</b>	<b>0</b>	<b>48</b>	<b>40</b>	<b>125</b>	<b>88</b>	<b>253</b>	<b>301</b>
	Vienna PD		1	0	0	0	1	0	1	0	1	<b>2</b>
		Adult Female	45	0	1	0	46	16	52	26	94	<b>140</b>
		Adult Male	35	0	0	0	35	18	35	31	84	<b>119</b>
		Juvenile Female	3	0	0	1	4	0	1	0	1	<b>5</b>
		Juvenile Male	12	0	0	0	12	0	2	1	3	<b>15</b>
		<b>Total</b>	<b>96</b>	<b>0</b>	<b>1</b>	<b>1</b>	<b>98</b>	<b>34</b>	<b>91</b>	<b>58</b>	<b>183</b>	<b>281</b>
	Williamstown PD	Adult Female	7	0	0	0	7	2	8	5	15	<b>22</b>
		Adult Male	2	0	0	0	2	1	9	7	17	<b>19</b>

			Crimes Against Persons					Crimes Against Property				Total
			Assault Offenses	Forcible Sex Offenses	Murder	Other Crimes Against Persons	Total	Burglary/ B&E	Larceny	Other Crimes Against Property	Total	
<u>Wood County</u>	Williamstown PD	Juvenile Female	4	1	0	0	5	0	0	1	1	6
		Juvenile Male	0	0	0	0	0	0	1	0	1	1
		<b>Total</b>	<b>13</b>	<b>1</b>	<b>0</b>	<b>0</b>	<b>14</b>	<b>3</b>	<b>18</b>	<b>13</b>	<b>34</b>	<b>48</b>
	Wood Co SO		0	0	0	0	0	0	1	0	1	1
		Adult Female	195	7	1	0	203	66	129	120	315	518
		Adult Male	108	1	0	0	109	77	204	166	447	556
		Juvenile Female	15	11	0	0	26	1	1	1	3	29
		Juvenile Male	19	0	0	0	19	0	1	0	1	20
		<b>Total</b>	<b>337</b>	<b>19</b>	<b>1</b>	<b>0</b>	<b>357</b>	<b>144</b>	<b>336</b>	<b>287</b>	<b>767</b>	<b>1,124</b>
	<b>Total</b>	<b>1,004</b>	<b>58</b>	<b>3</b>	<b>19</b>	<b>1,084</b>	<b>403</b>	<b>1,208</b>	<b>945</b>	<b>2,556</b>	<b>3,640</b>	
<u>Wyoming County</u>	Jesse SP	Adult Female	11	2	0	0	13	8	8	5	21	34
		Adult Male	7	0	0	0	7	5	25	15	45	52
		Juvenile Female	3	6	0	0	9	0	0	0	0	9
		<b>Total</b>	<b>21</b>	<b>8</b>	<b>0</b>	<b>0</b>	<b>29</b>	<b>13</b>	<b>33</b>	<b>20</b>	<b>66</b>	<b>95</b>
	Mullens PD	Adult Female	0	0	0	0	0	1	0	0	1	1
		<b>Total</b>	<b>0</b>	<b>0</b>	<b>0</b>	<b>0</b>	<b>0</b>	<b>1</b>	<b>0</b>	<b>0</b>	<b>1</b>	<b>1</b>
	Oceana PD	Adult Female	18	1	1	0	20	1	19	19	39	59
		Adult Male	14	0	0	0	14	3	12	14	29	43
		Juvenile Female	1	0	0	0	1	0	0	0	0	1
		Juvenile Male	2	0	0	0	2	0	0	0	0	2

			Crimes Against Persons					Crimes Against Property				Total
			Assault Offenses	Forcible Sex Offenses	Murder	Other Crimes Against Persons	Total	Burglary/ B&E	Larceny	Other Crimes Against Property	Total	
<u>Wyoming County</u>	Oceana PD	<b>Total</b>	<b>35</b>	<b>1</b>	<b>1</b>	<b>0</b>	<b>37</b>	<b>4</b>	<b>31</b>	<b>33</b>	<b>68</b>	<b>105</b>
	Wyoming Co SO	Adult Female	4	0	0	0	4	52	18	13	83	<b>87</b>
		Adult Male	13	1	0	0	14	96	40	11	147	<b>161</b>
		Juvenile Male	2	0	0	0	2	0	0	0	0	<b>2</b>
		<b>Total</b>	<b>19</b>	<b>1</b>	<b>0</b>	<b>0</b>	<b>20</b>	<b>148</b>	<b>58</b>	<b>24</b>	<b>230</b>	<b>250</b>
	<b>Total</b>		<b>75</b>	<b>10</b>	<b>1</b>	<b>0</b>	<b>86</b>	<b>166</b>	<b>122</b>	<b>77</b>	<b>365</b>	<b>451</b>
<b>Total</b>			<b>24,431</b>	<b>1,227</b>	<b>63</b>	<b>254</b>	<b>25,975</b>	<b>8,516</b>	<b>21,882</b>	<b>17,872</b>	<b>48,270</b>	<b>74,245</b>

# Age and Sex Of Offenders Known to Law Enforcement, Crimes Against Persons and Crimes Against Property

2008

**NOTE:**

See Appendix for list and definitions of offenses.

*Larceny includes Motor Vehicle Theft*

OFFENDERS

			Crimes Against Persons					Crimes Against Property				Total
			Assault Offenses	Forcible Sex Offenses	Murder	Other Crimes Against Persons	Total	Burglary/B&E	Larceny	Other Crimes Against Property	Total	
<b>Barbour County</b>	Barbour Co SO	Adult Female	0	0	0	0	0	1	1	1	3	<b>3</b>
		Adult Male	0	1	0	0	1	0	2	4	6	<b>7</b>
		<b>Total</b>	<b>0</b>	<b>1</b>	<b>0</b>	<b>0</b>	<b>1</b>	<b>1</b>	<b>3</b>	<b>5</b>	<b>9</b>	<b>10</b>
	Belington PD	Adult Female	3	0	0	0	3	0	2	0	2	<b>5</b>
		Adult Male	7	0	0	0	7	0	0	0	0	<b>7</b>
		Juvenile Male	3	0	0	0	3	0	0	0	0	<b>3</b>
		<b>Total</b>	<b>13</b>	<b>0</b>	<b>0</b>	<b>0</b>	<b>13</b>	<b>0</b>	<b>2</b>	<b>0</b>	<b>2</b>	<b>15</b>
	Philippi PD	Adult Female	6	1	0	0	7	0	5	4	9	<b>16</b>
		Adult Male	18	0	1	0	19	0	14	5	19	<b>38</b>
		Juvenile Female	4	0	0	0	4	0	2	0	2	<b>6</b>
		Juvenile Male	7	1	0	0	8	0	7	2	9	<b>17</b>
		<b>Total</b>	<b>35</b>	<b>2</b>	<b>1</b>	<b>0</b>	<b>38</b>	<b>0</b>	<b>28</b>	<b>11</b>	<b>39</b>	<b>77</b>
	Philippi SP	Adult Female	16	1	0	0	17	2	3	8	13	<b>30</b>
		Adult Male	51	3	0	0	54	7	10	13	30	<b>84</b>

			Crimes Against Persons				Crimes Against Property				Total	
			Assault Offenses	Forcible Sex Offenses	Murder	Other Crimes Against Persons	Total	Burglary/ B&E	Larceny	Other Crimes Against Property		Total
<b>Barbour County</b>	Philippi SP	Juvenile Female	1	0	0	0	1	0	0	0	0	1
		Juvenile Male	4	1	0	0	5	0	0	1	1	6
		<b>Total</b>	<b>72</b>	<b>5</b>	<b>0</b>	<b>0</b>	<b>77</b>	<b>9</b>	<b>13</b>	<b>22</b>	<b>44</b>	<b>121</b>
	<b>Total</b>	<b>120</b>	<b>8</b>	<b>1</b>	<b>0</b>	<b>129</b>	<b>10</b>	<b>46</b>	<b>38</b>	<b>94</b>	<b>223</b>	
<b>Berkeley County</b>	Berkeley Co SO	Adult Female	146	1	0	0	147	13	73	52	138	285
		Adult Male	377	20	2	1	400	59	113	98	270	670
		Juvenile Female	17	3	0	0	20	0	11	3	14	34
		Juvenile Male	45	6	0	1	52	11	17	15	43	95
		<b>Total</b>	<b>585</b>	<b>30</b>	<b>2</b>	<b>2</b>	<b>619</b>	<b>83</b>	<b>214</b>	<b>168</b>	<b>465</b>	<b>1,084</b>
	Martinsburg PD		1	0	0	0	1	0	2	0	2	3
		Adult Female	59	2	0	1	62	2	227	73	302	364
		Adult Male	307	11	0	2	320	41	296	168	505	825
		Juvenile Female	24	2	0	0	26	0	110	8	118	144
		Juvenile Male	40	2	0	0	42	8	64	21	93	135
		<b>Total</b>	<b>431</b>	<b>17</b>	<b>0</b>	<b>3</b>	<b>451</b>	<b>51</b>	<b>699</b>	<b>270</b>	<b>1,020</b>	<b>1,471</b>
	Martinsburg SP	Adult Female	71	0	1	0	72	11	57	39	107	179
		Adult Male	258	16	0	2	276	49	100	127	276	552
		Juvenile Female	7	0	0	0	7	2	10	1	13	20
Juvenile Male		14	3	0	0	17	6	12	9	27	44	
<b>Total</b>		<b>350</b>	<b>19</b>	<b>1</b>	<b>2</b>	<b>372</b>	<b>68</b>	<b>179</b>	<b>176</b>	<b>423</b>	<b>795</b>	

			Crimes Against Persons					Crimes Against Property				Total
			Assault Offenses	Forcible Sex Offenses	Murder	Other Crimes Against Persons	Total	Burglary/ B&E	Larceny	Other Crimes Against Property	Total	
<b>Berkeley County</b>	tf Eastern Panhandle Drug & Vio	Adult Female	0	0	0	0	0	0	0	2	2	2
		<b>Total</b>	<b>0</b>	<b>0</b>	<b>0</b>	<b>0</b>	<b>0</b>	<b>0</b>	<b>0</b>	<b>2</b>	<b>2</b>	<b>2</b>
	Total			<b>1,366</b>	<b>66</b>	<b>3</b>	<b>7</b>	<b>1,442</b>	<b>202</b>	<b>1,092</b>	<b>616</b>	<b>1,910</b>
<b>Boone County</b>	Boone Co SO	Adult Female	11	0	0	0	11	1	5	1	7	18
		Adult Male	23	2	0	2	27	6	14	4	24	51
		Juvenile Female	1	0	0	0	1	0	0	0	0	1
		Juvenile Male	4	0	0	0	4	0	0	5	5	9
		<b>Total</b>	<b>39</b>	<b>2</b>	<b>0</b>	<b>2</b>	<b>43</b>	<b>7</b>	<b>19</b>	<b>10</b>	<b>36</b>	<b>79</b>
	Danville PD	Adult Female	1	0	0	0	1	0	4	1	5	6
		Adult Male	1	0	0	0	1	1	0	2	3	4
		Juvenile Male	1	0	0	0	1	0	0	0	0	1
		<b>Total</b>	<b>3</b>	<b>0</b>	<b>0</b>	<b>0</b>	<b>3</b>	<b>1</b>	<b>4</b>	<b>3</b>	<b>8</b>	<b>11</b>
	Danville SP		0	0	0	0	0	0	1	0	1	1
		Adult Female	37	0	0	0	37	4	39	39	82	119
		Adult Male	74	4	0	1	79	14	47	57	118	197
		Juvenile Female	4	0	0	0	4	0	1	1	2	6
		Juvenile Male	4	0	0	0	4	3	6	2	11	15
		<b>Total</b>	<b>119</b>	<b>4</b>	<b>0</b>	<b>1</b>	<b>124</b>	<b>21</b>	<b>94</b>	<b>99</b>	<b>214</b>	<b>338</b>
	Madison PD	Adult Male	2	0	0	0	2	0	1	1	2	4
		Juvenile Male	0	0	0	0	0	0	0	2	2	2

		Crimes Against Persons					Crimes Against Property				Total	
		Assault Offenses	Forcible Sex Offenses	Murder	Other Crimes Against Persons	Total	Burglary/ B&E	Larceny	Other Crimes Against Property	Total		
<b>Boone County</b>	Madison PD	<b>Total</b>	<b>2</b>	<b>0</b>	<b>0</b>	<b>0</b>	<b>2</b>	<b>0</b>	<b>1</b>	<b>3</b>	<b>4</b>	<b>6</b>
	Whitesville SP		0	0	0	0	0	1	6	1	8	<b>8</b>
		Adult Female	4	0	0	0	4	3	4	5	12	<b>16</b>
		Adult Male	24	0	0	0	24	7	12	7	26	<b>50</b>
		Juvenile Male	1	0	0	0	1	1	1	5	7	<b>8</b>
		<b>Total</b>	<b>29</b>	<b>0</b>	<b>0</b>	<b>0</b>	<b>29</b>	<b>12</b>	<b>23</b>	<b>18</b>	<b>53</b>	<b>82</b>
	<b>Total</b>	<b>192</b>	<b>6</b>	<b>0</b>	<b>3</b>	<b>201</b>	<b>41</b>	<b>141</b>	<b>133</b>	<b>315</b>	<b>516</b>	
<b>Braxton County</b>	Braxton Co SO	Adult Female	4	0	0	0	4	3	1	7	11	<b>15</b>
		Adult Male	33	1	0	0	34	1	4	5	10	<b>44</b>
		Juvenile Male	2	0	0	0	2	1	0	2	3	<b>5</b>
		<b>Total</b>	<b>39</b>	<b>1</b>	<b>0</b>	<b>0</b>	<b>40</b>	<b>5</b>	<b>5</b>	<b>14</b>	<b>24</b>	<b>64</b>
	Sutton SP		1	0	0	0	1	0	0	0	0	<b>1</b>
		Adult Female	14	0	0	0	14	1	11	12	24	<b>38</b>
		Adult Male	46	3	1	1	51	7	23	50	80	<b>131</b>
		Juvenile Female	2	0	0	0	2	1	1	1	3	<b>5</b>
		Juvenile Male	3	1	0	0	4	1	1	2	4	<b>8</b>
		<b>Total</b>	<b>66</b>	<b>4</b>	<b>1</b>	<b>1</b>	<b>72</b>	<b>10</b>	<b>36</b>	<b>65</b>	<b>111</b>	<b>183</b>
	<b>Total</b>	<b>105</b>	<b>5</b>	<b>1</b>	<b>1</b>	<b>112</b>	<b>15</b>	<b>41</b>	<b>79</b>	<b>135</b>	<b>247</b>	
<b>Brooke</b>	Bethany PD	Adult Female	0	0	0	0	0	0	1	1	<b>1</b>	



			Crimes Against Persons					Crimes Against Property				Total
			Assault Offenses	Forcible Sex Offenses	Murder	Other Crimes Against Persons	Total	Burglary/ B&E	Larceny	Other Crimes Against Property	Total	
<b>Brooke County</b>	Bethany PD	Adult Male	3	0	0	0	3	0	0	1	1	4
		<b>Total</b>	<b>3</b>	<b>0</b>	<b>0</b>	<b>0</b>	<b>3</b>	<b>0</b>	<b>0</b>	<b>2</b>	<b>2</b>	<b>5</b>
	Brooke Co SO		0	0	0	0	0	0	2	2	4	4
		Adult Female	22	0	0	0	22	0	11	8	19	41
		Adult Male	48	0	0	2	50	13	16	14	43	93
		Juvenile Female	2	0	0	0	2	0	0	0	0	2
		Juvenile Male	1	1	0	0	2	4	2	4	10	12
		<b>Total</b>	<b>73</b>	<b>1</b>	<b>0</b>	<b>2</b>	<b>76</b>	<b>17</b>	<b>31</b>	<b>28</b>	<b>76</b>	<b>152</b>
		Follansbee PD	Adult Female	10	0	0	0	10	1	0	0	1
	Adult Male	10	0	0	0	10	2	13	3	18	28	
	Juvenile Female	1	0	0	0	1	1	0	1	2	3	
	Juvenile Male	0	3	0	0	3	4	5	4	13	16	
	<b>Total</b>	<b>21</b>	<b>3</b>	<b>0</b>	<b>0</b>	<b>24</b>	<b>8</b>	<b>18</b>	<b>8</b>	<b>34</b>	<b>58</b>	
	Wellsburg PD		0	0	0	0	0	1	0	0	1	1
		Adult Female	2	0	0	0	2	1	7	4	12	14
		Adult Male	15	1	0	2	18	7	7	12	26	44
		Juvenile Female	0	0	0	0	0	0	6	0	6	6
		Juvenile Male	0	0	0	0	0	0	0	3	3	3
		<b>Total</b>	<b>17</b>	<b>1</b>	<b>0</b>	<b>2</b>	<b>20</b>	<b>9</b>	<b>20</b>	<b>19</b>	<b>48</b>	<b>68</b>
	Wellsburg SP	Adult Female	3	0	0	1	4	2	0	2	4	8

			Crimes Against Persons					Crimes Against Property				Total
			Assault Offenses	Forcible Sex Offenses	Murder	Other Crimes Against Persons	Total	Burglary/ B&E	Larceny	Other Crimes Against Property	Total	
<b>Brooke County</b>	Wellsburg SP	Adult Male	4	2	0	1	7	3	6	4	13	20
		Juvenile Male	0	0	0	0	0	0	1	0	1	1
		<b>Total</b>	<b>7</b>	<b>2</b>	<b>0</b>	<b>2</b>	<b>11</b>	<b>5</b>	<b>7</b>	<b>6</b>	<b>18</b>	<b>29</b>
	Total		<b>121</b>	<b>7</b>	<b>0</b>	<b>6</b>	<b>134</b>	<b>39</b>	<b>76</b>	<b>63</b>	<b>178</b>	<b>312</b>
<b>Cabell County</b>	Barboursville PD	Adult Female	12	0	0	0	12	0	164	27	191	203
		Adult Male	53	2	0	0	55	7	141	40	188	243
		Juvenile Female	4	0	0	0	4	0	25	2	27	31
		Juvenile Male	9	0	0	0	9	0	11	1	12	21
		<b>Total</b>	<b>78</b>	<b>2</b>	<b>0</b>	<b>0</b>	<b>80</b>	<b>7</b>	<b>341</b>	<b>70</b>	<b>418</b>	<b>498</b>
	Cabell CO SO	Adult Female	90	0	0	0	90	13	79	72	164	254
		Adult Male	256	15	1	8	280	54	158	171	383	663
		Juvenile Female	21	0	0	0	21	3	5	13	21	42
		Juvenile Male	32	3	0	0	35	3	10	28	41	76
		<b>Total</b>	<b>399</b>	<b>18</b>	<b>1</b>	<b>8</b>	<b>426</b>	<b>73</b>	<b>252</b>	<b>284</b>	<b>609</b>	<b>1,035</b>
	Huntington PD		3	0	0	0	3	0	0	2	2	5
		Adult Female	186	5	1	0	192	28	130	128	286	478
		Adult Male	610	64	6	8	688	130	280	273	683	1,371
		Juvenile Female	26	0	0	0	26	6	16	9	31	57
		Juvenile Male	57	11	0	0	68	25	32	23	80	148
<b>Total</b>		<b>882</b>	<b>80</b>	<b>7</b>	<b>8</b>	<b>977</b>	<b>189</b>	<b>458</b>	<b>435</b>	<b>1,082</b>	<b>2,059</b>	

			Crimes Against Persons					Crimes Against Property				Total
			Assault Offenses	Forcible Sex Offenses	Murder	Other Crimes Against Persons	Total	Burglary/ B&E	Larceny	Other Crimes Against Property	Total	
<b>Cabell County</b>	Huntington SP	Adult Female	42	1	0	0	43	5	124	44	173	<b>216</b>
		Adult Male	164	7	0	3	174	30	135	74	239	<b>413</b>
		Juvenile Female	5	0	0	0	5	0	8	3	11	<b>16</b>
		Juvenile Male	12	1	0	0	13	1	12	3	16	<b>29</b>
		<b>Total</b>	<b>223</b>	<b>9</b>	<b>0</b>	<b>3</b>	<b>235</b>	<b>36</b>	<b>279</b>	<b>124</b>	<b>439</b>	<b>674</b>
	Marshall Univ Police	Adult Female	15	0	0	0	15	3	9	9	21	<b>36</b>
		Adult Male	35	0	0	0	35	13	38	40	91	<b>126</b>
		Juvenile Female	0	0	0	0	0	0	0	4	4	<b>4</b>
		Juvenile Male	0	0	0	0	0	0	0	5	5	<b>5</b>
		<b>Total</b>	<b>50</b>	<b>0</b>	<b>0</b>	<b>0</b>	<b>50</b>	<b>16</b>	<b>47</b>	<b>58</b>	<b>121</b>	<b>171</b>
	Milton PD	Adult Female	3	0	0	0	3	0	2	0	2	<b>5</b>
		Adult Male	9	0	0	0	9	1	5	0	6	<b>15</b>
		Juvenile Female	0	0	0	0	0	0	1	0	1	<b>1</b>
		<b>Total</b>	<b>12</b>	<b>0</b>	<b>0</b>	<b>0</b>	<b>12</b>	<b>1</b>	<b>8</b>	<b>0</b>	<b>9</b>	<b>21</b>
	Huntington Drug & Vio Crime	Adult Female	0	0	0	0	0	0	0	1	1	<b>1</b>
		Adult Male	0	0	0	0	0	0	0	2	2	<b>2</b>
		<b>Total</b>	<b>0</b>	<b>0</b>	<b>0</b>	<b>0</b>	<b>0</b>	<b>0</b>	<b>0</b>	<b>3</b>	<b>3</b>	<b>3</b>
<b>Total</b>			<b>1,644</b>	<b>109</b>	<b>8</b>	<b>19</b>	<b>1,780</b>	<b>322</b>	<b>1,385</b>	<b>974</b>	<b>2,681</b>	<b>4,461</b>
<b>Calhoun County</b>	Grantsville SP	Adult Female	13	0	0	0	13	3	4	3	10	<b>23</b>
		Adult Male	31	6	0	1	38	19	19	24	62	<b>100</b>

			Crimes Against Persons					Crimes Against Property				Total
			Assault Offenses	Forcible Sex Offenses	Murder	Other Crimes Against Persons	Total	Burglary/ B&E	Larceny	Other Crimes Against Property	Total	
<b>Calhoun County</b>	Grantsville SP	Juvenile Female	4	0	0	0	4	0	0	0	0	4
		Juvenile Male	10	0	0	0	10	0	4	4	8	18
		<b>Total</b>	<b>58</b>	<b>6</b>	<b>0</b>	<b>1</b>	<b>65</b>	<b>22</b>	<b>27</b>	<b>31</b>	<b>80</b>	<b>145</b>
	Total		<b>58</b>	<b>6</b>	<b>0</b>	<b>1</b>	<b>65</b>	<b>22</b>	<b>27</b>	<b>31</b>	<b>80</b>	<b>145</b>
<b>Clay County</b>	Clay SP		1	0	0	0	1	0	0	1	1	2
		Adult Female	12	0	0	0	12	4	3	3	10	22
		Adult Male	41	8	0	0	49	5	18	25	48	97
		Juvenile Female	0	0	0	0	0	2	0	0	2	2
		Juvenile Male	0	2	0	0	2	0	3	0	3	5
		<b>Total</b>	<b>54</b>	<b>10</b>	<b>0</b>	<b>0</b>	<b>64</b>	<b>11</b>	<b>24</b>	<b>29</b>	<b>64</b>	<b>128</b>
	Total		<b>54</b>	<b>10</b>	<b>0</b>	<b>0</b>	<b>64</b>	<b>11</b>	<b>24</b>	<b>29</b>	<b>64</b>	<b>128</b>
<b>Doddridge County</b>	Doddridge Co SO	Adult Female	3	0	0	0	3	0	0	0	0	3
		Adult Male	12	5	0	0	17	0	3	1	4	21
		Juvenile Male	0	1	0	1	2	0	0	1	1	3
		<b>Total</b>	<b>15</b>	<b>6</b>	<b>0</b>	<b>1</b>	<b>22</b>	<b>0</b>	<b>3</b>	<b>2</b>	<b>5</b>	<b>27</b>
	West Union PD	Adult Female	1	0	0	0	1	1	2	0	3	4
		Adult Male	1	0	0	0	1	2	7	3	12	13
		Juvenile Male	0	0	0	0	0	0	1	0	1	1
		<b>Total</b>	<b>2</b>	<b>0</b>	<b>0</b>	<b>0</b>	<b>2</b>	<b>3</b>	<b>10</b>	<b>3</b>	<b>16</b>	<b>18</b>

			Crimes Against Persons					Crimes Against Property				Total
			Assault Offenses	Forcible Sex Offenses	Murder	Other Crimes Against Persons	Total	Burglary/ B&E	Larceny	Other Crimes Against Property	Total	
<b>Doddridge County</b>	West Union SP	Adult Female	4	0	0	0	4	0	1	1	2	6
		Adult Male	16	4	0	0	20	3	3	7	13	33
		Juvenile Female	1	0	0	0	1	0	0	0	0	1
		Juvenile Male	0	1	0	0	1	1	0	1	2	3
		<b>Total</b>	<b>21</b>	<b>5</b>	<b>0</b>	<b>0</b>	<b>26</b>	<b>4</b>	<b>4</b>	<b>9</b>	<b>17</b>	<b>43</b>
	<b>Total</b>	<b>38</b>	<b>11</b>	<b>0</b>	<b>1</b>	<b>50</b>	<b>7</b>	<b>17</b>	<b>14</b>	<b>38</b>	<b>88</b>	
<b>Fayette County</b>	Ansted PD	Adult Female	1	0	0	0	1	0	0	0	0	1
		Adult Male	3	0	0	0	3	0	3	1	4	7
		<b>Total</b>	<b>4</b>	<b>0</b>	<b>0</b>	<b>0</b>	<b>4</b>	<b>0</b>	<b>3</b>	<b>1</b>	<b>4</b>	<b>8</b>
	Fayette Co SO		0	0	0	0	0	0	0	1	1	1
		Adult Female	56	0	0	1	57	9	15	25	49	106
		Adult Male	202	13	2	0	217	23	27	50	100	317
		Juvenile Female	2	0	0	0	2	0	0	0	0	2
		Juvenile Male	7	0	0	0	7	2	2	3	7	14
		<b>Total</b>	<b>267</b>	<b>13</b>	<b>2</b>	<b>1</b>	<b>283</b>	<b>34</b>	<b>44</b>	<b>79</b>	<b>157</b>	<b>440</b>
	Fayetteville PD	Adult Female	2	0	0	0	2	0	14	2	16	18
		Adult Male	3	0	0	0	3	0	6	2	8	11
		Juvenile Male	1	0	0	0	1	0	3	0	3	4
		<b>Total</b>	<b>6</b>	<b>0</b>	<b>0</b>	<b>0</b>	<b>6</b>	<b>0</b>	<b>23</b>	<b>4</b>	<b>27</b>	<b>33</b>
Gauley	Adult Female	0	0	0	0	0	0	2	2	4	4	

			Crimes Against Persons					Crimes Against Property				Total
			Assault Offenses	Forcible Sex Offenses	Murder	Other Crimes Against Persons	Total	Burglary/ B&E	Larceny	Other Crimes Against Property	Total	
<b>Fayette County</b>	Gauley Bridge PD	Adult Male	3	0	0	0	3	0	0	0	0	<b>3</b>
		Juvenile Male	0	0	0	0	0	0	1	0	1	<b>1</b>
		<b>Total</b>	<b>3</b>	<b>0</b>	<b>0</b>	<b>0</b>	<b>3</b>	<b>0</b>	<b>3</b>	<b>2</b>	<b>5</b>	<b>8</b>
	Gauley Bridge SP	Adult Female	7	0	0	0	7	0	2	0	2	<b>9</b>
		Adult Male	10	0	0	0	10	1	2	3	6	<b>16</b>
		Juvenile Male	0	0	0	0	0	0	2	0	2	<b>2</b>
		<b>Total</b>	<b>17</b>	<b>0</b>	<b>0</b>	<b>0</b>	<b>17</b>	<b>1</b>	<b>6</b>	<b>3</b>	<b>10</b>	<b>27</b>
	Montgomery PD	Adult Female	5	0	0	0	5	0	4	1	5	<b>10</b>
		Adult Male	11	0	0	0	11	0	9	9	18	<b>29</b>
		Juvenile Female	6	0	0	0	6	0	0	0	0	<b>6</b>
		Juvenile Male	0	0	0	0	0	0	1	0	1	<b>1</b>
		<b>Total</b>	<b>22</b>	<b>0</b>	<b>0</b>	<b>0</b>	<b>22</b>	<b>0</b>	<b>14</b>	<b>10</b>	<b>24</b>	<b>46</b>
	Oak Hill PD		0	0	0	0	0	0	1	0	1	<b>1</b>
		Adult Female	30	0	0	0	30	1	22	16	39	<b>69</b>
		Adult Male	76	3	0	0	79	6	55	48	109	<b>188</b>
		Juvenile Female	2	0	0	0	2	0	3	0	3	<b>5</b>
		Juvenile Male	6	0	0	0	6	0	8	1	9	<b>15</b>
		<b>Total</b>	<b>114</b>	<b>3</b>	<b>0</b>	<b>0</b>	<b>117</b>	<b>7</b>	<b>89</b>	<b>65</b>	<b>161</b>	<b>278</b>
Oak Hill SP		1	0	0	0	1	0	0	0	0	<b>1</b>	
	Adult Female	11	0	0	0	11	2	6	9	17	<b>28</b>	

			Crimes Against Persons					Crimes Against Property				Total	
			Assault Offenses	Forcible Sex Offenses	Murder	Other Crimes Against Persons	Total	Burglary/ B&E	Larceny	Other Crimes Against Property	Total		
<b>Fayette County</b>	Oak Hill SP	Adult Male	59	5	0	0	64	3	13	22	38	<b>102</b>	
		Juvenile Male	0	1	0	0	1	0	1	0	1	<b>2</b>	
		<b>Total</b>	<b>71</b>	<b>6</b>	<b>0</b>	<b>0</b>	<b>77</b>	<b>5</b>	<b>20</b>	<b>31</b>	<b>56</b>	<b>133</b>	
	WVU Tech-Security		0	0	0	0	0	1	2	1	4	<b>4</b>	
		Adult Female	2	0	0	0	2	0	0	0	0	<b>2</b>	
		Adult Male	3	0	0	0	3	3	3	6	12	<b>15</b>	
		Juvenile Male	0	0	0	0	0	2	0	0	2	<b>2</b>	
		<b>Total</b>	<b>5</b>	<b>0</b>	<b>0</b>	<b>0</b>	<b>5</b>	<b>6</b>	<b>5</b>	<b>7</b>	<b>18</b>	<b>23</b>	
	<b>Total</b>			<b>509</b>	<b>22</b>	<b>2</b>	<b>1</b>	<b>534</b>	<b>53</b>	<b>207</b>	<b>202</b>	<b>462</b>	<b>996</b>
	<b>Gilmer County</b>	Gilmer Co SO	Adult Female	4	0	0	0	4	2	2	0	4	<b>8</b>
Adult Male			2	0	0	0	2	2	5	2	9	<b>11</b>	
<b>Total</b>			<b>6</b>	<b>0</b>	<b>0</b>	<b>0</b>	<b>6</b>	<b>4</b>	<b>7</b>	<b>2</b>	<b>13</b>	<b>19</b>	
Glennville PD		Adult Female	0	0	0	0	0	0	2	0	2	<b>2</b>	
		Adult Male	9	0	0	0	9	0	4	3	7	<b>16</b>	
		<b>Total</b>	<b>9</b>	<b>0</b>	<b>0</b>	<b>0</b>	<b>9</b>	<b>0</b>	<b>6</b>	<b>3</b>	<b>9</b>	<b>18</b>	
Glennville SP		Adult Female	11	1	0	1	13	0	9	10	19	<b>32</b>	
		Adult Male	31	3	0	0	34	2	32	6	40	<b>74</b>	
		Juvenile Female	1	0	0	0	1	0	0	2	2	<b>3</b>	
		Juvenile Male	3	0	0	0	3	0	0	1	1	<b>4</b>	

			Crimes Against Persons					Crimes Against Property				Total
			Assault Offenses	Forcible Sex Offenses	Murder	Other Crimes Against Persons	Total	Burglary/ B&E	Larceny	Other Crimes Against Property	Total	
<b>Gilmer County</b>	Glenville SP	<b>Total</b>	<b>46</b>	<b>4</b>	<b>0</b>	<b>1</b>	<b>51</b>	<b>2</b>	<b>41</b>	<b>19</b>	<b>62</b>	<b>113</b>
	Glenville State College	Adult Male	1	0	0	0	1	1	0	1	2	3
		<b>Total</b>	<b>1</b>	<b>0</b>	<b>0</b>	<b>0</b>	<b>1</b>	<b>1</b>	<b>0</b>	<b>1</b>	<b>2</b>	<b>3</b>
	Total			<b>62</b>	<b>4</b>	<b>0</b>	<b>1</b>	<b>67</b>	<b>7</b>	<b>54</b>	<b>25</b>	<b>86</b>
<b>Grant County</b>	Petersburg SP	Adult Female	10	0	0	0	10	2	2	9	13	23
		Adult Male	30	1	0	0	31	0	9	14	23	54
		Juvenile Female	0	0	0	0	0	0	1	0	1	1
		Juvenile Male	3	0	0	0	3	0	0	1	1	4
		<b>Total</b>	<b>43</b>	<b>1</b>	<b>0</b>	<b>0</b>	<b>44</b>	<b>2</b>	<b>12</b>	<b>24</b>	<b>38</b>	<b>82</b>
	Total			<b>43</b>	<b>1</b>	<b>0</b>	<b>0</b>	<b>44</b>	<b>2</b>	<b>12</b>	<b>24</b>	<b>38</b>
<b>Greenbrier County</b>	Greenbrier Co SO	Adult Female	6	0	0	0	6	0	11	7	18	24
		Adult Male	45	3	0	0	48	4	16	22	42	90
		Juvenile Female	2	0	0	0	2	0	1	0	1	3
		Juvenile Male	3	1	0	0	4	0	0	2	2	6
		<b>Total</b>	<b>56</b>	<b>4</b>	<b>0</b>	<b>0</b>	<b>60</b>	<b>4</b>	<b>28</b>	<b>31</b>	<b>63</b>	<b>123</b>
	Lewisburg PD	Adult Female	2	0	0	0	2	0	5	10	15	17
		Adult Male	9	0	0	0	9	1	13	9	23	32
		Juvenile Female	1	0	0	0	1	0	2	0	2	3
		Juvenile Male	0	1	0	0	1	0	0	0	0	1



		Crimes Against Persons					Crimes Against Property				Total	
		Assault Offenses	Forcible Sex Offenses	Murder	Other Crimes Against Persons	Total	Burglary/ B&E	Larceny	Other Crimes Against Property	Total		
<b>Greenbrier County</b>	Lewisburg PD	<b>Total</b>	<b>12</b>	<b>1</b>	<b>0</b>	<b>0</b>	<b>13</b>	<b>1</b>	<b>20</b>	<b>19</b>	<b>40</b>	<b>53</b>
	Lewisburg SP	Adult Female	9	0	0	0	9	3	10	17	30	<b>39</b>
		Adult Male	41	22	0	0	63	7	33	31	71	<b>134</b>
		Juvenile Male	5	1	0	0	6	1	3	1	5	<b>11</b>
		<b>Total</b>	<b>55</b>	<b>23</b>	<b>0</b>	<b>0</b>	<b>78</b>	<b>11</b>	<b>46</b>	<b>49</b>	<b>106</b>	<b>184</b>
	Rainelle SP		1	0	0	0	1	0	0	2	2	<b>3</b>
		Adult Female	3	0	0	0	3	2	12	7	21	<b>24</b>
		Adult Male	11	2	0	0	13	0	19	11	30	<b>43</b>
		Juvenile Female	2	0	0	0	2	0	0	0	0	<b>2</b>
		Juvenile Male	1	0	0	0	1	0	2	0	2	<b>3</b>
		<b>Total</b>	<b>18</b>	<b>2</b>	<b>0</b>	<b>0</b>	<b>20</b>	<b>2</b>	<b>33</b>	<b>20</b>	<b>55</b>	<b>75</b>
	Ronceverte PD	Adult Female	3	0	0	0	3	0	4	1	5	<b>8</b>
		Adult Male	5	0	0	0	5	0	2	3	5	<b>10</b>
		Juvenile Female	1	0	0	0	1	0	0	0	0	<b>1</b>
		<b>Total</b>	<b>9</b>	<b>0</b>	<b>0</b>	<b>0</b>	<b>9</b>	<b>0</b>	<b>6</b>	<b>4</b>	<b>10</b>	<b>19</b>
	tf Greenbrier Co Drug	Adult Female	0	0	0	0	0	0	0	1	1	<b>1</b>
		<b>Total</b>	<b>0</b>	<b>0</b>	<b>0</b>	<b>0</b>	<b>0</b>	<b>0</b>	<b>0</b>	<b>1</b>	<b>1</b>	<b>1</b>
	White Sulphur Springs PD	Adult Female	1	0	0	0	1	0	1	0	1	<b>2</b>
		Adult Male	7	0	0	0	7	0	2	2	4	<b>11</b>

			Crimes Against Persons					Crimes Against Property				Total	
			Assault Offenses	Forcible Sex Offenses	Murder	Other Crimes Against Persons	Total	Burglary/ B&E	Larceny	Other Crimes Against Property	Total		
<b>Greenbrier County</b>	White	<b>Total</b>	<b>8</b>	<b>0</b>	<b>0</b>	<b>0</b>	<b>8</b>	<b>0</b>	<b>3</b>	<b>2</b>	<b>5</b>	<b>13</b>	
	Total		<b>158</b>	<b>30</b>	<b>0</b>	<b>0</b>	<b>188</b>	<b>18</b>	<b>136</b>	<b>126</b>	<b>280</b>	<b>468</b>	
<b>Hampshire County</b>	Capon Bridge PD	Adult Male	2	0	0	0	2	0	1	1	2	4	
		Juvenile Female	0	0	0	0	0	2	0	2	4	4	
		Juvenile Male	1	0	0	0	1	0	0	0	0	1	
		<b>Total</b>	<b>3</b>	<b>0</b>	<b>0</b>	<b>0</b>	<b>3</b>	<b>2</b>	<b>1</b>	<b>3</b>	<b>6</b>	<b>9</b>	
	Hampshire Co SO			0	0	0	0	0	0	0	1	1	1
		Adult Female		22	0	0	0	22	4	6	7	17	39
		Adult Male		76	3	2	0	81	22	36	24	82	163
		Juvenile Female		5	0	0	0	5	0	0	4	4	9
		Juvenile Male		3	1	0	0	4	0	1	3	4	8
		<b>Total</b>		<b>106</b>	<b>4</b>	<b>2</b>	<b>0</b>	<b>112</b>	<b>26</b>	<b>43</b>	<b>39</b>	<b>108</b>	<b>220</b>
	Romney PD	Adult Female		0	0	0	0	0	0	0	1	1	1
		Adult Male		5	1	0	0	6	0	1	1	2	8
		<b>Total</b>		<b>5</b>	<b>1</b>	<b>0</b>	<b>0</b>	<b>6</b>	<b>0</b>	<b>1</b>	<b>2</b>	<b>3</b>	<b>9</b>
	Romney SP	Adult Female		28	0	0	0	28	5	13	26	44	72
		Adult Male		86	7	0	0	93	18	27	36	81	174
		Juvenile Female		3	0	0	0	3	2	1	2	5	8
Juvenile Male			4	1	0	0	5	8	1	10	19	24	

		Crimes Against Persons					Crimes Against Property				Total	
		Assault Offenses	Forcible Sex Offenses	Murder	Other Crimes Against Persons	Total	Burglary/ B&E	Larceny	Other Crimes Against Property	Total		
<b>Hampshire County</b>	Romney SP	<b>Total</b>	<b>121</b>	<b>8</b>	<b>0</b>	<b>0</b>	<b>129</b>	<b>33</b>	<b>42</b>	<b>74</b>	<b>149</b>	<b>278</b>
	Total		<b>235</b>	<b>13</b>	<b>2</b>	<b>0</b>	<b>250</b>	<b>61</b>	<b>87</b>	<b>118</b>	<b>266</b>	<b>516</b>
<b>Hancock County</b>	Hancock Co SO		0	0	0	0	0	0	0	1	1	1
		Adult Female	7	0	0	0	7	0	2	4	6	13
		Adult Male	23	0	0	0	23	5	6	7	18	41
		Juvenile Female	2	0	0	0	2	0	1	0	1	3
		Juvenile Male	0	0	0	0	0	0	1	0	1	1
		<b>Total</b>	<b>32</b>	<b>0</b>	<b>0</b>	<b>0</b>	<b>32</b>	<b>5</b>	<b>10</b>	<b>12</b>	<b>27</b>	<b>59</b>
	New Cumberland SP		0	0	0	0	0	2	15	12	29	29
		Adult Female	2	0	0	0	2	0	1	6	7	9
		Adult Male	3	1	0	0	4	0	10	11	21	25
		Juvenile Male	0	1	0	0	1	3	0	1	4	5
		<b>Total</b>	<b>5</b>	<b>2</b>	<b>0</b>	<b>0</b>	<b>7</b>	<b>5</b>	<b>26</b>	<b>30</b>	<b>61</b>	<b>68</b>
	Weirton PD		1	0	0	0	1	0	1	1	2	3
		Adult Female	57	0	0	0	57	2	65	35	102	159
		Adult Male	151	3	0	2	156	13	39	67	119	275
		Juvenile Female	9	0	0	0	9	0	13	7	20	29
		Juvenile Male	19	0	0	0	19	3	12	17	32	51
		<b>Total</b>	<b>237</b>	<b>3</b>	<b>0</b>	<b>2</b>	<b>242</b>	<b>18</b>	<b>130</b>	<b>127</b>	<b>275</b>	<b>517</b>

		Crimes Against Persons					Crimes Against Property				Total	
		Assault Offenses	Forcible Sex Offenses	Murder	Other Crimes Against Persons	Total	Burglary/ B&E	Larceny	Other Crimes Against Property	Total		
<b>Hancock</b>	Total	<b>274</b>	<b>5</b>	<b>0</b>	<b>2</b>	<b>281</b>	<b>28</b>	<b>166</b>	<b>169</b>	<b>363</b>	<b>644</b>	
<b>Hardy County</b>	Hardy Co SO	Adult Female	7	0	0	0	7	0	1	1	2	9
		Adult Male	27	0	0	0	27	5	9	26	40	67
		Juvenile Female	0	0	0	0	0	0	1	0	1	1
		Juvenile Male	0	0	0	0	0	3	0	1	4	4
		<b>Total</b>	<b>34</b>	<b>0</b>	<b>0</b>	<b>0</b>	<b>34</b>	<b>8</b>	<b>11</b>	<b>28</b>	<b>47</b>	<b>81</b>
	Moorefield PD	Adult Female	17	0	0	0	17	3	13	9	25	42
		Adult Male	46	0	0	0	46	7	21	41	69	115
		Juvenile Female	1	0	0	0	1	1	0	1	2	3
		Juvenile Male	3	0	0	0	3	1	2	2	5	8
		<b>Total</b>	<b>67</b>	<b>0</b>	<b>0</b>	<b>0</b>	<b>67</b>	<b>12</b>	<b>36</b>	<b>53</b>	<b>101</b>	<b>168</b>
	Moorefield SP	Adult Female	30	0	0	1	31	3	9	13	25	56
		Adult Male	65	5	0	0	70	11	12	26	49	119
		Juvenile Female	2	0	0	0	2	0	0	1	1	3
		Juvenile Male	3	2	0	0	5	3	1	2	6	11
		<b>Total</b>	<b>100</b>	<b>7</b>	<b>0</b>	<b>1</b>	<b>108</b>	<b>17</b>	<b>22</b>	<b>42</b>	<b>81</b>	<b>189</b>
	Wardensville PD	Adult Female	1	0	0	0	1	0	0	1	1	2
		Adult Male	2	0	0	0	2	0	2	1	3	5
		Juvenile Male	1	0	0	0	1	0	0	1	1	2
		<b>Total</b>	<b>4</b>	<b>0</b>	<b>0</b>	<b>0</b>	<b>4</b>	<b>0</b>	<b>2</b>	<b>3</b>	<b>5</b>	<b>9</b>

		Crimes Against Persons					Crimes Against Property				Total	
		Assault Offenses	Forcible Sex Offenses	Murder	Other Crimes Against Persons	Total	Burglary/ B&E	Larceny	Other Crimes Against Property	Total		
<b>Hardy</b>	Total	<b>205</b>	<b>7</b>	<b>0</b>	<b>1</b>	<b>213</b>	<b>37</b>	<b>71</b>	<b>126</b>	<b>234</b>	<b>447</b>	
<b>Harrison County</b>	Bridgeport PD		0	0	0	0	0	0	0	2	2	<b>2</b>
		Adult Female	19	1	0	1	21	3	62	43	108	<b>129</b>
		Adult Male	42	3	0	1	46	2	90	43	135	<b>181</b>
		Juvenile Female	3	0	0	0	3	0	17	0	17	<b>20</b>
		Juvenile Male	15	0	0	0	15	0	19	15	34	<b>49</b>
		<b>Total</b>	<b>79</b>	<b>4</b>	<b>0</b>	<b>2</b>	<b>85</b>	<b>5</b>	<b>188</b>	<b>103</b>	<b>296</b>	<b>381</b>
	Bridgeport SP	Adult Female	27	2	0	0	29	2	7	8	17	<b>46</b>
		Adult Male	92	5	1	3	101	10	32	49	91	<b>192</b>
		Juvenile Female	1	0	0	0	1	0	0	0	0	<b>1</b>
		Juvenile Male	12	4	0	0	16	2	2	7	11	<b>27</b>
		<b>Total</b>	<b>132</b>	<b>11</b>	<b>1</b>	<b>3</b>	<b>147</b>	<b>14</b>	<b>41</b>	<b>64</b>	<b>119</b>	<b>266</b>
	Clarksburg PD		0	0	0	0	0	0	0	2	2	<b>2</b>
		Adult Female	112	0	0	0	112	14	175	53	242	<b>354</b>
		Adult Male	281	14	1	3	299	58	232	133	423	<b>722</b>
		Juvenile Female	27	0	0	0	27	2	18	5	25	<b>52</b>
		Juvenile Male	32	1	0	0	33	5	27	18	50	<b>83</b>
		<b>Total</b>	<b>452</b>	<b>15</b>	<b>1</b>	<b>3</b>	<b>471</b>	<b>79</b>	<b>452</b>	<b>211</b>	<b>742</b>	<b>1,213</b>
Harrison Co SO	Adult Female	45	0	0	0	45	10	40	75	125	<b>170</b>	
	Adult Male	146	12	0	0	158	61	113	122	296	<b>454</b>	

			Crimes Against Persons					Crimes Against Property				Total
			Assault Offenses	Forcible Sex Offenses	Murder	Other Crimes Against Persons	Total	Burglary/ B&E	Larceny	Other Crimes Against Property	Total	
<b>Harrison County</b>	Harrison Co SO	Juvenile Female	8	0	0	0	8	0	4	3	7	15
		Juvenile Male	12	5	0	0	17	2	8	9	19	36
		<b>Total</b>	<b>211</b>	<b>17</b>	<b>0</b>	<b>0</b>	<b>228</b>	<b>73</b>	<b>165</b>	<b>209</b>	<b>447</b>	<b>675</b>
	Lumberport PD	Adult Male	0	0	0	0	0	0	1	0	1	1
		<b>Total</b>	<b>0</b>	<b>0</b>	<b>0</b>	<b>0</b>	<b>0</b>	<b>0</b>	<b>1</b>	<b>0</b>	<b>1</b>	<b>1</b>
	Nutter Fort PD	Adult Female	3	0	0	0	3	0	2	0	2	5
		Adult Male	6	0	0	0	6	5	15	5	25	31
		Juvenile Male	0	0	0	0	0	0	6	0	6	6
		<b>Total</b>	<b>9</b>	<b>0</b>	<b>0</b>	<b>0</b>	<b>9</b>	<b>5</b>	<b>23</b>	<b>5</b>	<b>33</b>	<b>42</b>
	Salem PD	Juvenile Male	0	1	0	0	1	0	0	0	0	1
		<b>Total</b>	<b>0</b>	<b>1</b>	<b>0</b>	<b>0</b>	<b>1</b>	<b>0</b>	<b>0</b>	<b>0</b>	<b>0</b>	<b>1</b>
	Shinnston PD	Adult Female	8	0	0	0	8	0	9	6	15	23
		Adult Male	23	0	0	0	23	7	20	13	40	63
		Juvenile Male	4	0	0	0	4	4	19	9	32	36
		<b>Total</b>	<b>35</b>	<b>0</b>	<b>0</b>	<b>0</b>	<b>35</b>	<b>11</b>	<b>48</b>	<b>28</b>	<b>87</b>	<b>122</b>
	Stonewood PD	Adult Female	0	0	0	0	0	0	1	0	1	1
		Adult Male	4	0	0	0	4	0	1	0	1	5
		<b>Total</b>	<b>4</b>	<b>0</b>	<b>0</b>	<b>0</b>	<b>4</b>	<b>0</b>	<b>2</b>	<b>0</b>	<b>2</b>	<b>6</b>
	tf Harrison Co	Adult Female	0	0	0	0	0	0	0	4	4	4

			Crimes Against Persons					Crimes Against Property				Total
			Assault Offenses	Forcible Sex Offenses	Murder	Other Crimes Against Persons	Total	Burglary/ B&E	Larceny	Other Crimes Against Property	Total	
<b>Harrison County</b>	Harrison Co Drug & Vio Crime	Adult Male	0	0	0	0	0	0	0	7	7	7
		<b>Total</b>	<b>0</b>	<b>0</b>	<b>0</b>	<b>0</b>	<b>0</b>	<b>0</b>	<b>0</b>	<b>11</b>	<b>11</b>	<b>11</b>
	Total		<b>922</b>	<b>48</b>	<b>2</b>	<b>8</b>	<b>980</b>	<b>187</b>	<b>920</b>	<b>631</b>	<b>1,738</b>	<b>2,718</b>
<b>Jackson County</b>	Jackson Co SO	Adult Female	12	0	0	1	13	5	7	1	13	26
		Adult Male	85	2	0	1	88	16	27	13	56	144
		Juvenile Female	3	0	0	0	3	1	3	1	5	8
		Juvenile Male	4	0	0	0	4	5	4	2	11	15
		<b>Total</b>	<b>104</b>	<b>2</b>	<b>0</b>	<b>2</b>	<b>108</b>	<b>27</b>	<b>41</b>	<b>17</b>	<b>85</b>	<b>193</b>
	Ravenswood PD	Adult Female	2	0	0	0	2	0	1	0	1	3
		Adult Male	16	0	0	0	16	5	6	2	13	29
		Juvenile Male	1	0	0	0	1	0	1	0	1	2
		<b>Total</b>	<b>19</b>	<b>0</b>	<b>0</b>	<b>0</b>	<b>19</b>	<b>5</b>	<b>8</b>	<b>2</b>	<b>15</b>	<b>34</b>
	Ripley PD	Adult Female	16	0	0	0	16	1	6	5	12	28
		Adult Male	31	5	0	0	36	3	11	16	30	66
		Juvenile Female	2	0	0	0	2	0	0	2	2	4
		Juvenile Male	2	0	0	0	2	2	0	0	2	4
		<b>Total</b>	<b>51</b>	<b>5</b>	<b>0</b>	<b>0</b>	<b>56</b>	<b>6</b>	<b>17</b>	<b>23</b>	<b>46</b>	<b>102</b>
	Ripley SP	Adult Female	8	0	0	0	8	0	3	3	6	14
Adult Male		38	1	0	1	40	9	10	14	33	73	
Juvenile Female		1	0	0	0	1	0	0	0	0	1	

			Crimes Against Persons					Crimes Against Property				Total
			Assault Offenses	Forcible Sex Offenses	Murder	Other Crimes Against Persons	Total	Burglary/ B&E	Larceny	Other Crimes Against Property	Total	
<b>Jackson County</b>	Ripley SP	Juvenile Male	3	0	0	0	3	2	0	0	2	5
		<b>Total</b>	<b>50</b>	<b>1</b>	<b>0</b>	<b>1</b>	<b>52</b>	<b>11</b>	<b>13</b>	<b>17</b>	<b>41</b>	<b>93</b>
	Total		<b>224</b>	<b>8</b>	<b>0</b>	<b>3</b>	<b>235</b>	<b>49</b>	<b>79</b>	<b>59</b>	<b>187</b>	<b>422</b>
<b>Jefferson County</b>	Charles Town PD	Adult Female	10	0	0	0	10	0	9	2	11	21
		Adult Male	39	4	0	0	43	2	19	14	35	78
		Juvenile Female	1	0	0	0	1	0	2	0	2	3
		Juvenile Male	1	0	0	0	1	0	0	0	0	1
		<b>Total</b>	<b>51</b>	<b>4</b>	<b>0</b>	<b>0</b>	<b>55</b>	<b>2</b>	<b>30</b>	<b>16</b>	<b>48</b>	<b>103</b>
	Harpers Ferry PD	Adult Female	1	0	0	0	1	0	1	0	1	2
		Adult Male	5	0	0	0	5	1	2	0	3	8
		<b>Total</b>	<b>6</b>	<b>0</b>	<b>0</b>	<b>0</b>	<b>6</b>	<b>1</b>	<b>3</b>	<b>0</b>	<b>4</b>	<b>10</b>
	Jefferson Co SO	Adult Female	46	0	0	0	46	8	20	23	51	97
		Adult Male	128	9	0	1	138	18	47	53	118	256
		Juvenile Female	4	0	0	0	4	1	0	2	3	7
		Juvenile Male	19	4	0	0	23	2	4	12	18	41
		<b>Total</b>	<b>197</b>	<b>13</b>	<b>0</b>	<b>1</b>	<b>211</b>	<b>29</b>	<b>71</b>	<b>90</b>	<b>190</b>	<b>401</b>
	Kearneysville SP	Adult Female	26	0	0	1	27	0	56	23	79	106
		Adult Male	112	3	0	0	115	9	68	59	136	251
		Juvenile Female	2	0	0	0	2	0	4	2	6	8
		Juvenile Male	8	4	0	0	12	0	12	6	18	30



		Crimes Against Persons					Crimes Against Property				Total		
		Assault Offenses	Forcible Sex Offenses	Murder	Other Crimes Against Persons	Total	Burglary/ B&E	Larceny	Other Crimes Against Property	Total			
<b>Jefferson County</b>	Kearneysville	<b>Total</b>	<b>148</b>	<b>7</b>	<b>0</b>	<b>1</b>	<b>156</b>	<b>9</b>	<b>140</b>	<b>90</b>	<b>239</b>	<b>395</b>	
	Ranson PD	Adult Female	23	0	0	0	23	1	13	5	19	<b>42</b>	
		Adult Male	67	0	0	0	67	8	17	12	37	<b>104</b>	
		Juvenile Female	4	0	0	0	4	0	3	0	3	<b>7</b>	
		Juvenile Male	10	0	0	0	10	0	2	9	11	<b>21</b>	
		<b>Total</b>	<b>104</b>	<b>0</b>	<b>0</b>	<b>0</b>	<b>104</b>	<b>9</b>	<b>35</b>	<b>26</b>	<b>70</b>	<b>174</b>	
	Shepherd University	Adult Female	1	0	0	0	1	0	1	2	3	<b>4</b>	
		Adult Male	1	2	0	0	3	0	7	2	9	<b>12</b>	
		<b>Total</b>	<b>2</b>	<b>2</b>	<b>0</b>	<b>0</b>	<b>4</b>	<b>0</b>	<b>8</b>	<b>4</b>	<b>12</b>	<b>16</b>	
	Shepherdstown PD	Adult Female	1	0	0	0	1	0	1	1	2	<b>3</b>	
		Adult Male	1	1	0	0	2	0	1	1	2	<b>4</b>	
		<b>Total</b>	<b>2</b>	<b>1</b>	<b>0</b>	<b>0</b>	<b>3</b>	<b>0</b>	<b>2</b>	<b>2</b>	<b>4</b>	<b>7</b>	
	<b>Total</b>		<b>510</b>	<b>27</b>	<b>0</b>	<b>2</b>	<b>539</b>	<b>50</b>	<b>289</b>	<b>228</b>	<b>567</b>	<b>1,106</b>	
	<b>Kanawha County</b>	BCI - SO Charleston	Adult Male	0	0	0	0	0	0	0	16	16	<b>16</b>
			<b>Total</b>	<b>0</b>	<b>0</b>	<b>0</b>	<b>0</b>	<b>0</b>	<b>0</b>	<b>0</b>	<b>16</b>	<b>16</b>	<b>16</b>
Charleston PD			1	0	0	0	1	1	1	3	5	<b>6</b>	
		Adult Female	453	0	0	4	457	41	503	239	783	<b>1,240</b>	
		Adult Male	1,285	44	4	13	1,346	166	741	545	1,452	<b>2,798</b>	
Juvenile Female	60	1	0	0	61	5	60	36	101	<b>162</b>			

			Crimes Against Persons					Crimes Against Property				Total
			Assault Offenses	Forcible Sex Offenses	Murder	Other Crimes Against Persons	Total	Burglary/ B&E	Larceny	Other Crimes Against Property	Total	
<b>Kanawha County</b>	Charleston PD	Juvenile Male	125	11	0	0	136	45	52	71	168	<b>304</b>
		<b>Total</b>	<b>1,924</b>	<b>56</b>	<b>4</b>	<b>17</b>	<b>2,001</b>	<b>258</b>	<b>1,357</b>	<b>894</b>	<b>2,509</b>	<b>4,510</b>
	Chesapeake PD	Adult Female	1	0	0	0	1	1	1	0	2	<b>3</b>
		Adult Male	5	0	0	0	5	2	4	0	6	<b>11</b>
		Juvenile Male	1	0	0	0	1	0	1	0	1	<b>2</b>
		<b>Total</b>	<b>7</b>	<b>0</b>	<b>0</b>	<b>0</b>	<b>7</b>	<b>3</b>	<b>6</b>	<b>0</b>	<b>9</b>	<b>16</b>
	Dunbar PD		1	0	0	0	1	1	1	3	5	<b>6</b>
		Adult Female	35	0	0	0	35	6	26	27	59	<b>94</b>
		Adult Male	90	9	0	2	101	15	51	39	105	<b>206</b>
		Juvenile Female	6	1	0	1	8	0	1	7	8	<b>16</b>
		Juvenile Male	1	1	0	0	2	0	4	9	13	<b>15</b>
		<b>Total</b>	<b>133</b>	<b>11</b>	<b>0</b>	<b>3</b>	<b>147</b>	<b>22</b>	<b>83</b>	<b>85</b>	<b>190</b>	<b>337</b>
	East Bank PD	Adult Male	1	0	0	0	1	0	0	0	0	<b>1</b>
		<b>Total</b>	<b>1</b>	<b>0</b>	<b>0</b>	<b>0</b>	<b>1</b>	<b>0</b>	<b>0</b>	<b>0</b>	<b>0</b>	<b>1</b>
	Kanawha Co SO		0	0	0	0	0	1	0	3	4	<b>4</b>
		Adult Female	424	3	1	3	431	24	138	146	308	<b>739</b>
		Adult Male	1,212	30	4	14	1,260	102	278	371	751	<b>2,011</b>
		Juvenile Female	41	1	0	0	42	5	4	4	13	<b>55</b>
		Juvenile Male	73	15	0	0	88	25	42	47	114	<b>202</b>
		<b>Total</b>	<b>1,750</b>	<b>49</b>	<b>5</b>	<b>17</b>	<b>1,821</b>	<b>157</b>	<b>462</b>	<b>571</b>	<b>1,190</b>	<b>3,011</b>

			Crimes Against Persons					Crimes Against Property				Total
			Assault Offenses	Forcible Sex Offenses	Murder	Other Crimes Against Persons	Total	Burglary/ B&E	Larceny	Other Crimes Against Property	Total	
<b>Kanawha County</b>	Marmet PD	Adult Male	0	0	0	0	0	0	1	1	2	2
		<b>Total</b>	<b>0</b>	<b>0</b>	<b>0</b>	<b>0</b>	<b>0</b>	<b>0</b>	<b>1</b>	<b>1</b>	<b>2</b>	<b>2</b>
	Nitro PD	Adult Female	12	0	0	0	12	1	42	27	70	82
		Adult Male	51	1	0	0	52	8	28	25	61	113
		Juvenile Female	2	0	0	0	2	0	1	1	2	4
		Juvenile Male	5	1	0	0	6	0	1	13	14	20
		<b>Total</b>	<b>70</b>	<b>2</b>	<b>0</b>	<b>0</b>	<b>72</b>	<b>9</b>	<b>72</b>	<b>66</b>	<b>147</b>	<b>219</b>
		Quincy SP		1	0	0	0	1	0	0	0	0
	Adult Female	36	0	0	0	36	3	17	21	41	77	
	Adult Male	86	3	0	1	90	10	30	49	89	179	
	Juvenile Female	2	0	0	0	2	0	1	1	2	4	
	Juvenile Male	4	0	0	1	5	0	0	0	0	5	
	<b>Total</b>	<b>129</b>	<b>3</b>	<b>0</b>	<b>2</b>	<b>134</b>	<b>13</b>	<b>48</b>	<b>71</b>	<b>132</b>	<b>266</b>	
	So Charleston SP	Adult Female	61	0	0	3	64	7	33	52	92	156
		Adult Male	164	13	0	4	181	20	71	79	170	351
		Juvenile Female	5	0	0	0	5	0	1	3	4	9
		Juvenile Male	12	1	0	0	13	8	9	10	27	40
		<b>Total</b>	<b>242</b>	<b>14</b>	<b>0</b>	<b>7</b>	<b>263</b>	<b>35</b>	<b>114</b>	<b>144</b>	<b>293</b>	<b>556</b>
	South Charleston PD		0	0	0	0	0	0	7	0	7	7
		Adult Female	55	0	0	0	55	5	150	61	216	271

			Crimes Against Persons					Crimes Against Property				Total
			Assault Offenses	Forcible Sex Offenses	Murder	Other Crimes Against Persons	Total	Burglary/ B&E	Larceny	Other Crimes Against Property	Total	
<b>Kanawha County</b>	South Charleston PD	Adult Male	132	9	1	2	144	23	158	106	287	<b>431</b>
		Juvenile Female	14	0	0	0	14	1	6	3	10	<b>24</b>
		Juvenile Male	20	2	0	0	22	5	13	15	33	<b>55</b>
		<b>Total</b>	<b>221</b>	<b>11</b>	<b>1</b>	<b>2</b>	<b>235</b>	<b>34</b>	<b>334</b>	<b>185</b>	<b>553</b>	<b>788</b>
	St Albans PD		0	0	0	0	0	0	1	0	1	<b>1</b>
		Adult Female	26	0	0	0	26	5	53	16	74	<b>100</b>
		Adult Male	128	1	0	0	129	18	90	35	143	<b>272</b>
		Juvenile Female	6	0	0	0	6	0	14	0	14	<b>20</b>
		Juvenile Male	9	2	0	0	11	8	17	11	36	<b>47</b>
		<b>Total</b>	<b>169</b>	<b>3</b>	<b>0</b>	<b>0</b>	<b>172</b>	<b>31</b>	<b>175</b>	<b>62</b>	<b>268</b>	<b>440</b>
	tf Metro Drug Enforcement	Adult Female	0	0	0	0	0	0	0	1	1	<b>1</b>
		Adult Male	0	0	0	0	0	0	0	1	1	<b>1</b>
		<b>Total</b>	<b>0</b>	<b>0</b>	<b>0</b>	<b>0</b>	<b>0</b>	<b>0</b>	<b>0</b>	<b>2</b>	<b>2</b>	<b>2</b>
	Turnpike - Kanawha	Adult Female	1	0	0	0	1	0	0	0	0	<b>1</b>
		Adult Male	5	0	0	0	5	0	1	2	3	<b>8</b>
		<b>Total</b>	<b>6</b>	<b>0</b>	<b>0</b>	<b>0</b>	<b>6</b>	<b>0</b>	<b>1</b>	<b>2</b>	<b>3</b>	<b>9</b>
	WV STATE UNIVERSITY	Adult Female	2	0	0	0	2	0	1	1	2	<b>4</b>
		Adult Male	15	1	0	0	16	0	5	7	12	<b>28</b>
		Juvenile Female	1	0	0	0	1	0	0	0	0	<b>1</b>
		Juvenile Male	1	0	0	0	1	0	1	0	1	<b>2</b>

		Crimes Against Persons					Crimes Against Property				Total		
		Assault Offenses	Forcible Sex Offenses	Murder	Other Crimes Against Persons	Total	Burglary/ B&E	Larceny	Other Crimes Against Property	Total			
<b>Kanawha County</b>	WV STATE	<b>Total</b>	<b>19</b>	<b>1</b>	<b>0</b>	<b>0</b>	<b>20</b>	<b>0</b>	<b>7</b>	<b>8</b>	<b>15</b>	<b>35</b>	
	Total		<b>4,671</b>	<b>150</b>	<b>10</b>	<b>48</b>	<b>4,879</b>	<b>562</b>	<b>2,660</b>	<b>2,107</b>	<b>5,329</b>	<b>10,208</b>	
<b>Lewis County</b>	Lewis Co SO	Adult Female	5	0	0	0	5	0	1	3	4	9	
		Adult Male	14	0	0	1	15	0	2	8	10	25	
		Juvenile Female	1	0	0	0	1	0	0	0	0	1	
		<b>Total</b>	<b>20</b>	<b>0</b>	<b>0</b>	<b>1</b>	<b>21</b>	<b>0</b>	<b>3</b>	<b>11</b>	<b>14</b>	<b>35</b>	
	Weston PD	Adult Female	2	0	0	0	2	0	2	0	2	4	
		Adult Male	31	0	2	0	33	0	2	3	5	38	
		Juvenile Male	0	0	0	0	0	0	6	0	6	6	
		<b>Total</b>	<b>33</b>	<b>0</b>	<b>2</b>	<b>0</b>	<b>35</b>	<b>0</b>	<b>10</b>	<b>3</b>	<b>13</b>	<b>48</b>	
	Weston SP	Adult Female	16	0	0	0	16	2	12	17	31	47	
		Adult Male	43	6	1	0	50	10	42	44	96	146	
		Juvenile Female	4	0	0	0	4	2	2	3	7	11	
		Juvenile Male	3	2	0	0	5	2	8	1	11	16	
		<b>Total</b>	<b>66</b>	<b>8</b>	<b>1</b>	<b>0</b>	<b>75</b>	<b>16</b>	<b>64</b>	<b>65</b>	<b>145</b>	<b>220</b>	
	Total		<b>119</b>	<b>8</b>	<b>3</b>	<b>1</b>	<b>131</b>	<b>16</b>	<b>77</b>	<b>79</b>	<b>172</b>	<b>303</b>	
	<b>Lincoln County</b>	Hamlin PD	Adult Female	2	0	0	0	2	0	3	0	3	5
			Adult Male	2	0	0	0	2	0	0	0	0	2
Juvenile Male			2	0	0	0	2	0	0	0	0	2	

		Crimes Against Persons					Crimes Against Property				Total	
		Assault Offenses	Forcible Sex Offenses	Murder	Other Crimes Against Persons	Total	Burglary/ B&E	Larceny	Other Crimes Against Property	Total		
<b>Lincoln County</b>	Hamlin PD	<b>Total</b>	<b>6</b>	<b>0</b>	<b>0</b>	<b>0</b>	<b>6</b>	<b>0</b>	<b>3</b>	<b>0</b>	<b>3</b>	<b>9</b>
	Hamlin SP		1	0	0	0	1	0	2	3	5	6
		Adult Female	33	0	0	1	34	4	30	27	61	95
		Adult Male	127	17	1	1	146	30	48	52	130	276
		Juvenile Female	6	0	0	0	6	0	3	3	6	12
		Juvenile Male	3	3	0	0	6	0	4	8	12	18
		<b>Total</b>	<b>170</b>	<b>20</b>	<b>1</b>	<b>2</b>	<b>193</b>	<b>34</b>	<b>87</b>	<b>93</b>	<b>214</b>	<b>407</b>
	Total		<b>176</b>	<b>20</b>	<b>1</b>	<b>2</b>	<b>199</b>	<b>34</b>	<b>90</b>	<b>93</b>	<b>217</b>	<b>416</b>
<b>Logan County</b>	Chapmanville PD	Adult Female	4	0	0	0	4	0	10	5	15	19
		Adult Male	11	0	0	0	11	3	8	8	19	30
		<b>Total</b>	<b>15</b>	<b>0</b>	<b>0</b>	<b>0</b>	<b>15</b>	<b>3</b>	<b>18</b>	<b>13</b>	<b>34</b>	<b>49</b>
	DNR - 5 - Logan	Adult Male	0	0	0	0	0	0	1	0	1	1
		<b>Total</b>	<b>0</b>	<b>0</b>	<b>0</b>	<b>0</b>	<b>0</b>	<b>0</b>	<b>1</b>	<b>0</b>	<b>1</b>	<b>1</b>
	Logan Co SO	Adult Female	16	0	0	0	16	0	4	3	7	23
		Adult Male	62	0	0	0	62	5	10	23	38	100
		Juvenile Female	0	0	0	0	0	0	1	0	1	1
		Juvenile Male	0	0	0	0	0	1	0	2	3	3
		<b>Total</b>	<b>78</b>	<b>0</b>	<b>0</b>	<b>0</b>	<b>78</b>	<b>6</b>	<b>15</b>	<b>28</b>	<b>49</b>	<b>127</b>
	Logan PD	Adult Female	19	0	0	0	19	5	105	24	134	153

			Crimes Against Persons					Crimes Against Property				Total
			Assault Offenses	Forcible Sex Offenses	Murder	Other Crimes Against Persons	Total	Burglary/ B&E	Larceny	Other Crimes Against Property	Total	
<b>Logan County</b>	Logan PD	Adult Male	62	4	0	2	68	9	97	51	157	<b>225</b>
		Juvenile Female	4	0	0	0	4	0	6	1	7	<b>11</b>
		Juvenile Male	3	0	0	0	3	0	9	1	10	<b>13</b>
		<b>Total</b>	<b>88</b>	<b>4</b>	<b>0</b>	<b>2</b>	<b>94</b>	<b>14</b>	<b>217</b>	<b>77</b>	<b>308</b>	<b>402</b>
	Logan SP	Adult Female	118	1	0	0	119	10	75	50	135	<b>254</b>
		Adult Male	293	22	2	0	317	47	146	138	331	<b>648</b>
		Juvenile Female	11	0	0	0	11	0	0	3	3	<b>14</b>
		Juvenile Male	16	3	0	0	19	2	13	9	24	<b>43</b>
		<b>Total</b>	<b>438</b>	<b>26</b>	<b>2</b>	<b>0</b>	<b>466</b>	<b>59</b>	<b>234</b>	<b>200</b>	<b>493</b>	<b>959</b>
	Total			<b>619</b>	<b>30</b>	<b>2</b>	<b>2</b>	<b>653</b>	<b>82</b>	<b>485</b>	<b>318</b>	<b>885</b>
<b>Marion County</b>	Fairmont Campus Police	Adult Female	2	0	0	0	2	0	3	1	4	<b>6</b>
		Adult Male	4	0	0	0	4	0	1	0	1	<b>5</b>
		<b>Total</b>	<b>6</b>	<b>0</b>	<b>0</b>	<b>0</b>	<b>6</b>	<b>0</b>	<b>4</b>	<b>1</b>	<b>5</b>	<b>11</b>
	Fairmont PD		3	0	0	0	3	2	4	6	12	<b>15</b>
		Adult Female	32	1	0	2	35	7	33	30	70	<b>105</b>
		Adult Male	167	2	0	3	172	14	79	63	156	<b>328</b>
		Juvenile Female	14	0	0	0	14	0	4	2	6	<b>20</b>
		Juvenile Male	13	0	0	0	13	4	9	7	20	<b>33</b>
		<b>Total</b>	<b>229</b>	<b>3</b>	<b>0</b>	<b>5</b>	<b>237</b>	<b>27</b>	<b>129</b>	<b>108</b>	<b>264</b>	<b>501</b>
	Fairmont SP	Adult Female	14	1	0	0	15	0	15	19	34	<b>49</b>

			Crimes Against Persons				Crimes Against Property				Total	
			Assault Offenses	Forcible Sex Offenses	Murder	Other Crimes Against Persons	Total	Burglary/ B&E	Larceny	Other Crimes Against Property		Total
<b>Marion County</b>	Fairmont SP	Adult Male	33	2	0	1	36	7	33	45	85	121
		Juvenile Female	0	0	0	0	0	0	1	1	2	2
		Juvenile Male	2	0	0	0	2	1	3	3	7	9
		<b>Total</b>	<b>49</b>	<b>3</b>	<b>0</b>	<b>1</b>	<b>53</b>	<b>8</b>	<b>52</b>	<b>68</b>	<b>128</b>	<b>181</b>
	Fairview PD	Adult Male	0	0	0	0	0	0	1	0	1	1
		Juvenile Male	1	0	0	0	1	0	0	0	0	1
		<b>Total</b>	<b>1</b>	<b>0</b>	<b>0</b>	<b>0</b>	<b>1</b>	<b>0</b>	<b>1</b>	<b>0</b>	<b>1</b>	<b>2</b>
	Mannington PD	Adult Female	1	0	0	0	1	0	2	1	3	4
		Adult Male	9	1	0	0	10	2	0	0	2	12
		<b>Total</b>	<b>10</b>	<b>1</b>	<b>0</b>	<b>0</b>	<b>11</b>	<b>2</b>	<b>2</b>	<b>1</b>	<b>5</b>	<b>16</b>
	Marion Co SO	Adult Female	34	1	0	0	35	6	55	18	79	114
		Adult Male	116	3	0	2	121	24	91	65	180	301
		Juvenile Female	3	1	0	0	4	0	10	3	13	17
		Juvenile Male	23	2	0	0	25	2	13	7	22	47
		<b>Total</b>	<b>176</b>	<b>7</b>	<b>0</b>	<b>2</b>	<b>185</b>	<b>32</b>	<b>169</b>	<b>93</b>	<b>294</b>	<b>479</b>
	Rivesville PD	Adult Male	3	0	0	0	3	0	1	0	1	4
		<b>Total</b>	<b>3</b>	<b>0</b>	<b>0</b>	<b>0</b>	<b>3</b>	<b>0</b>	<b>1</b>	<b>0</b>	<b>1</b>	<b>4</b>
	TF--3 RIVERS	Adult Male	0	0	0	0	0	0	1	1	2	2
		<b>Total</b>	<b>0</b>	<b>0</b>	<b>0</b>	<b>0</b>	<b>0</b>	<b>0</b>	<b>1</b>	<b>1</b>	<b>2</b>	<b>2</b>



		Crimes Against Persons					Crimes Against Property				Total	
		Assault Offenses	Forcible Sex Offenses	Murder	Other Crimes Against Persons	Total	Burglary/ B&E	Larceny	Other Crimes Against Property	Total		
<b>Marion</b>	Total	<b>474</b>	<b>14</b>	<b>0</b>	<b>8</b>	<b>496</b>	<b>69</b>	<b>359</b>	<b>272</b>	<b>700</b>	<b>1,196</b>	
<b>Marshall County</b>	Benwood PD	Adult Female	2	0	0	0	2	0	0	0	0	2
		Adult Male	7	2	0	0	9	2	2	4	8	17
		Juvenile Male	0	0	0	0	0	0	0	1	1	1
		<b>Total</b>	<b>9</b>	<b>2</b>	<b>0</b>	<b>0</b>	<b>11</b>	<b>2</b>	<b>2</b>	<b>5</b>	<b>9</b>	<b>20</b>
	Cameron PD	Adult Male	1	0	0	0	1	0	0	0	0	1
		<b>Total</b>	<b>1</b>	<b>0</b>	<b>0</b>	<b>0</b>	<b>1</b>	<b>0</b>	<b>0</b>	<b>0</b>	<b>0</b>	<b>1</b>
	Glen Dale PD	Adult Female	5	0	0	0	5	1	2	5	8	13
		Adult Male	6	0	0	1	7	3	13	8	24	31
		Juvenile Female	6	0	0	0	6	0	0	0	0	6
		Juvenile Male	2	0	0	0	2	0	0	2	2	4
		<b>Total</b>	<b>19</b>	<b>0</b>	<b>0</b>	<b>1</b>	<b>20</b>	<b>4</b>	<b>15</b>	<b>15</b>	<b>34</b>	<b>54</b>
	Marshall Co SO	Adult Female	56	0	0	0	56	2	12	27	41	97
		Adult Male	112	5	0	4	121	19	41	44	104	225
		Juvenile Female	30	0	0	0	30	2	2	10	14	44
		Juvenile Male	21	0	0	0	21	5	6	8	19	40
		<b>Total</b>	<b>219</b>	<b>5</b>	<b>0</b>	<b>4</b>	<b>228</b>	<b>28</b>	<b>61</b>	<b>89</b>	<b>178</b>	<b>406</b>
	Mc Mechen PD	Adult Female	1	0	0	0	1	0	0	0	0	1
Adult Male		2	0	0	0	2	0	1	0	1	3	

		Crimes Against Persons					Crimes Against Property				Total	
		Assault Offenses	Forcible Sex Offenses	Murder	Other Crimes Against Persons	Total	Burglary/ B&E	Larceny	Other Crimes Against Property	Total		
<b>Marshall County</b>	Mc Mechen	<b>Total</b>	<b>3</b>	<b>0</b>	<b>0</b>	<b>0</b>	<b>3</b>	<b>0</b>	<b>1</b>	<b>0</b>	<b>1</b>	<b>4</b>
	Moundsville PD	Adult Female	35	0	0	0	35	3	32	23	58	<b>93</b>
		Adult Male	84	2	0	1	87	15	80	54	149	<b>236</b>
		Juvenile Female	9	0	0	0	9	1	7	3	11	<b>20</b>
		Juvenile Male	9	1	0	0	10	8	12	11	31	<b>41</b>
		<b>Total</b>	<b>137</b>	<b>3</b>	<b>0</b>	<b>1</b>	<b>141</b>	<b>27</b>	<b>131</b>	<b>91</b>	<b>249</b>	<b>390</b>
	Moundsville SP		1	0	0	0	1	0	5	1	6	<b>7</b>
		Adult Female	9	2	0	0	11	0	3	5	8	<b>19</b>
		Adult Male	38	14	1	0	53	0	15	17	32	<b>85</b>
		Juvenile Female	2	0	0	0	2	0	0	0	0	<b>2</b>
		Juvenile Male	1	0	0	0	1	0	0	1	1	<b>2</b>
		<b>Total</b>	<b>51</b>	<b>16</b>	<b>1</b>	<b>0</b>	<b>68</b>	<b>0</b>	<b>23</b>	<b>24</b>	<b>47</b>	<b>115</b>
	<b>Total</b>		<b>439</b>	<b>26</b>	<b>1</b>	<b>6</b>	<b>472</b>	<b>61</b>	<b>233</b>	<b>224</b>	<b>518</b>	<b>990</b>
<b>Mason County</b>	Mason Co SO	Adult Female	13	0	0	2	15	0	12	6	18	<b>33</b>
		Adult Male	56	3	0	0	59	0	28	23	51	<b>110</b>
		Juvenile Female	2	0	0	0	2	0	2	1	3	<b>5</b>
		Juvenile Male	2	2	0	0	4	0	7	1	8	<b>12</b>
		<b>Total</b>	<b>73</b>	<b>5</b>	<b>0</b>	<b>2</b>	<b>80</b>	<b>0</b>	<b>49</b>	<b>31</b>	<b>80</b>	<b>160</b>
	Mason PD	Adult Female	0	0	0	0	0	2	3	0	5	<b>5</b>
		Adult Male	4	0	0	0	4	0	0	2	2	<b>6</b>

		Crimes Against Persons					Crimes Against Property				Total	
		Assault Offenses	Forcible Sex Offenses	Murder	Other Crimes Against Persons	Total	Burglary/ B&E	Larceny	Other Crimes Against Property	Total		
<b>Mason County</b>	Mason PD	<b>Total</b>	<b>4</b>	<b>0</b>	<b>0</b>	<b>0</b>	<b>4</b>	<b>2</b>	<b>3</b>	<b>2</b>	<b>7</b>	<b>11</b>
	New Haven PD	Adult Female	0	0	0	0	0	0	2	2	4	4
		Adult Male	5	0	0	0	5	2	9	5	16	21
		<b>Total</b>	<b>5</b>	<b>0</b>	<b>0</b>	<b>0</b>	<b>5</b>	<b>2</b>	<b>11</b>	<b>7</b>	<b>20</b>	<b>25</b>
	Point Pleasant PD		0	1	0	0	1	0	0	0	0	1
		Adult Female	9	0	0	0	9	1	29	19	49	58
		Adult Male	49	1	0	0	50	10	34	38	82	132
		Juvenile Female	1	0	0	0	1	0	0	0	0	1
		Juvenile Male	0	0	0	0	0	0	8	0	8	8
		<b>Total</b>	<b>59</b>	<b>2</b>	<b>0</b>	<b>0</b>	<b>61</b>	<b>11</b>	<b>71</b>	<b>57</b>	<b>139</b>	<b>200</b>
	Point Pleasant SP	Adult Female	6	0	0	0	6	4	4	9	17	23
		Adult Male	23	6	3	0	32	13	18	19	50	82
		Juvenile Male	0	1	0	0	1	0	3	1	4	5
		<b>Total</b>	<b>29</b>	<b>7</b>	<b>3</b>	<b>0</b>	<b>39</b>	<b>17</b>	<b>25</b>	<b>29</b>	<b>71</b>	<b>110</b>
	Total			<b>170</b>	<b>14</b>	<b>3</b>	<b>2</b>	<b>189</b>	<b>32</b>	<b>159</b>	<b>126</b>	<b>317</b>
<b>McDowell County</b>	Mc Dowell Co SO	Adult Female	5	0	0	1	6	0	1	4	5	11
		Adult Male	49	0	1	0	50	9	9	6	24	74
		Juvenile Male	0	1	0	0	1	0	1	0	1	2
		<b>Total</b>	<b>54</b>	<b>1</b>	<b>1</b>	<b>1</b>	<b>57</b>	<b>9</b>	<b>11</b>	<b>10</b>	<b>30</b>	<b>87</b>

			Crimes Against Persons					Crimes Against Property				Total	
			Assault Offenses	Forcible Sex Offenses	Murder	Other Crimes Against Persons	Total	Burglary/ B&E	Larceny	Other Crimes Against Property	Total		
<b>McDowell County</b>	Welch PD	Adult Female	1	0	0	0	1	0	4	2	6	7	
		Adult Male	5	0	0	0	5	0	0	3	3	8	
		<b>Total</b>	<b>6</b>	<b>0</b>	<b>0</b>	<b>0</b>	<b>6</b>	<b>0</b>	<b>4</b>	<b>5</b>	<b>9</b>	<b>15</b>	
	Welch SP	Adult Female	16	0	0	0	16	0	3	1	4	20	
		Adult Male	68	4	1	0	73	2	9	6	17	90	
		Juvenile Female	1	0	0	0	1	0	0	0	0	1	
		Juvenile Male	1	0	0	0	1	0	0	0	0	1	
		<b>Total</b>	<b>86</b>	<b>4</b>	<b>1</b>	<b>0</b>	<b>91</b>	<b>2</b>	<b>12</b>	<b>7</b>	<b>21</b>	<b>112</b>	
	<b>Total</b>			<b>146</b>	<b>5</b>	<b>2</b>	<b>1</b>	<b>154</b>	<b>11</b>	<b>27</b>	<b>22</b>	<b>60</b>	<b>214</b>
	<b>Mercer County</b>	BCI - Bluefield	Adult Male	0	0	0	0	0	0	0	2	2	2
<b>Total</b>			<b>0</b>	<b>0</b>	<b>0</b>	<b>0</b>	<b>0</b>	<b>0</b>	<b>0</b>	<b>2</b>	<b>2</b>	<b>2</b>	
Bluefield PD		Adult Female	56	0	0	0	56	2	15	16	33	89	
		Adult Male	159	7	0	1	167	15	42	63	120	287	
		Juvenile Female	3	0	0	0	3	0	1	1	2	5	
		Juvenile Male	6	2	0	0	8	6	8	10	24	32	
		<b>Total</b>	<b>224</b>	<b>9</b>	<b>0</b>	<b>1</b>	<b>234</b>	<b>23</b>	<b>66</b>	<b>90</b>	<b>179</b>	<b>413</b>	
Concord College Security		Adult Female	1	0	0	0	1	0	0	0	0	1	
		Adult Male	7	0	0	0	7	0	1	2	3	10	
		Juvenile Male	1	0	0	0	1	0	0	0	0	1	

		Crimes Against Persons					Crimes Against Property				Total	
		Assault Offenses	Forcible Sex Offenses	Murder	Other Crimes Against Persons	Total	Burglary/ B&E	Larceny	Other Crimes Against Property	Total		
<b>Mercer County</b>	Concord	<b>Total</b>	<b>9</b>	<b>0</b>	<b>0</b>	<b>0</b>	<b>9</b>	<b>0</b>	<b>1</b>	<b>2</b>	<b>3</b>	<b>12</b>
	Mercer Co SO	Adult Female	81	0	2	0	83	14	45	59	118	<b>201</b>
		Adult Male	285	9	3	6	303	76	96	137	309	<b>612</b>
		Juvenile Female	6	2	0	0	8	2	4	5	11	<b>19</b>
		Juvenile Male	18	5	0	0	23	13	6	16	35	<b>58</b>
		<b>Total</b>	<b>390</b>	<b>16</b>	<b>5</b>	<b>6</b>	<b>417</b>	<b>105</b>	<b>151</b>	<b>217</b>	<b>473</b>	<b>890</b>
	Princeton PD		1	0	0	0	1	0	1	0	1	<b>2</b>
		Adult Female	54	1	0	0	55	5	91	40	136	<b>191</b>
		Adult Male	168	4	1	0	173	14	120	80	214	<b>387</b>
		Juvenile Female	7	0	0	0	7	0	5	2	7	<b>14</b>
		Juvenile Male	14	0	0	0	14	3	11	15	29	<b>43</b>
		<b>Total</b>	<b>244</b>	<b>5</b>	<b>1</b>	<b>0</b>	<b>250</b>	<b>22</b>	<b>228</b>	<b>137</b>	<b>387</b>	<b>637</b>
	Princeton SP	Adult Female	48	1	0	0	49	5	46	41	92	<b>141</b>
		Adult Male	111	9	0	0	120	25	92	71	188	<b>308</b>
		Juvenile Female	3	0	0	0	3	0	2	0	2	<b>5</b>
		Juvenile Male	8	1	0	0	9	2	1	4	7	<b>16</b>
		<b>Total</b>	<b>170</b>	<b>11</b>	<b>0</b>	<b>0</b>	<b>181</b>	<b>32</b>	<b>141</b>	<b>116</b>	<b>289</b>	<b>470</b>
	Turnpike - Mercer	Adult Male	3	0	0	0	3	0	0	1	1	<b>4</b>
		Juvenile Male	1	0	0	0	1	0	0	0	0	<b>1</b>
		<b>Total</b>	<b>4</b>	<b>0</b>	<b>0</b>	<b>0</b>	<b>4</b>	<b>0</b>	<b>0</b>	<b>1</b>	<b>1</b>	<b>5</b>

		Crimes Against Persons					Crimes Against Property				Total	
		Assault Offenses	Forcible Sex Offenses	Murder	Other Crimes Against Persons	Total	Burglary/ B&E	Larceny	Other Crimes Against Property	Total		
<b>Mercer</b>	Total	<b>1,041</b>	<b>41</b>	<b>6</b>	<b>7</b>	<b>1,095</b>	<b>182</b>	<b>587</b>	<b>565</b>	<b>1,334</b>	<b>2,429</b>	
<b>Mineral County</b>	Keyser PD	Adult Female	15	0	0	0	15	3	16	9	28	<b>43</b>
		Adult Male	50	4	0	1	55	12	34	31	77	<b>132</b>
		Juvenile Female	0	0	0	0	0	0	5	1	6	<b>6</b>
		Juvenile Male	2	1	0	0	3	1	3	0	4	<b>7</b>
		<b>Total</b>	<b>67</b>	<b>5</b>	<b>0</b>	<b>1</b>	<b>73</b>	<b>16</b>	<b>58</b>	<b>41</b>	<b>115</b>	<b>188</b>
	Keyser SP		0	0	0	0	0	0	0	1	1	<b>1</b>
		Adult Female	42	0	0	1	43	5	13	33	51	<b>94</b>
		Adult Male	125	4	0	1	130	19	49	64	132	<b>262</b>
		Juvenile Female	9	0	0	0	9	0	0	1	1	<b>10</b>
		Juvenile Male	19	0	0	0	19	10	8	18	36	<b>55</b>
		<b>Total</b>	<b>195</b>	<b>4</b>	<b>0</b>	<b>2</b>	<b>201</b>	<b>34</b>	<b>70</b>	<b>117</b>	<b>221</b>	<b>422</b>
	Mineral Co SO	Adult Female	35	0	0	0	35	1	16	30	47	<b>82</b>
		Adult Male	101	2	1	1	105	7	27	44	78	<b>183</b>
		Juvenile Female	4	0	0	0	4	2	0	3	5	<b>9</b>
		Juvenile Male	18	1	0	1	20	3	4	7	14	<b>34</b>
		<b>Total</b>	<b>158</b>	<b>3</b>	<b>1</b>	<b>2</b>	<b>164</b>	<b>13</b>	<b>47</b>	<b>84</b>	<b>144</b>	<b>308</b>
	Potomac State College Police	Adult Female	1	0	0	0	1	0	0	0	0	<b>1</b>
		Adult Male	2	2	0	0	4	0	1	4	5	<b>9</b>
		Juvenile Male	1	0	0	0	1	0	0	0	0	<b>1</b>

		Crimes Against Persons					Crimes Against Property				Total	
		Assault Offenses	Forcible Sex Offenses	Murder	Other Crimes Against Persons	Total	Burglary/ B&E	Larceny	Other Crimes Against Property	Total		
<b>Mineral County</b>	Potomac	<b>Total</b>	<b>4</b>	<b>2</b>	<b>0</b>	<b>0</b>	<b>6</b>	<b>0</b>	<b>1</b>	<b>4</b>	<b>5</b>	<b>11</b>
	Total		<b>424</b>	<b>14</b>	<b>1</b>	<b>5</b>	<b>444</b>	<b>63</b>	<b>176</b>	<b>246</b>	<b>485</b>	<b>929</b>
<b>Mingo County</b>	DNR - 5 - Mingo	Adult Male	0	0	0	0	0	0	2	3	5	5
		<b>Total</b>	<b>0</b>	<b>0</b>	<b>0</b>	<b>0</b>	<b>0</b>	<b>0</b>	<b>2</b>	<b>3</b>	<b>5</b>	<b>5</b>
	Gilbert SP	Adult Female	13	0	0	0	13	2	12	10	24	37
		Adult Male	43	1	0	0	44	12	47	23	82	126
		Juvenile Female	0	0	0	0	0	0	0	1	1	1
		Juvenile Male	1	1	0	0	2	0	1	1	2	4
		<b>Total</b>	<b>57</b>	<b>2</b>	<b>0</b>	<b>0</b>	<b>59</b>	<b>14</b>	<b>60</b>	<b>35</b>	<b>109</b>	<b>168</b>
	Mingo Co SO	Adult Female	14	0	0	0	14	0	0	2	2	16
		Adult Male	36	0	0	0	36	0	0	4	4	40
		<b>Total</b>	<b>50</b>	<b>0</b>	<b>0</b>	<b>0</b>	<b>50</b>	<b>0</b>	<b>0</b>	<b>6</b>	<b>6</b>	<b>56</b>
	Williamson PD	Adult Female	20	0	0	0	20	2	6	6	14	34
		Adult Male	35	2	0	0	37	5	14	18	37	74
		Juvenile Female	3	0	0	0	3	0	1	0	1	4
		Juvenile Male	2	0	0	0	2	0	0	0	0	2
		<b>Total</b>	<b>60</b>	<b>2</b>	<b>0</b>	<b>0</b>	<b>62</b>	<b>7</b>	<b>21</b>	<b>24</b>	<b>52</b>	<b>114</b>
Williamson SP	Adult Female	25	0	0	0	25	3	17	9	29	54	
	Adult Male	102	5	0	2	109	16	43	40	99	208	

			Crimes Against Persons					Crimes Against Property				Total
			Assault Offenses	Forcible Sex Offenses	Murder	Other Crimes Against Persons	Total	Burglary/ B&E	Larceny	Other Crimes Against Property	Total	
<b>Mingo County</b>	Williamson SP	Juvenile Female	0	0	0	0	0	0	1	0	1	1
		Juvenile Male	5	1	0	0	6	1	4	1	6	12
		<b>Total</b>	<b>132</b>	<b>6</b>	<b>0</b>	<b>2</b>	<b>140</b>	<b>20</b>	<b>65</b>	<b>50</b>	<b>135</b>	<b>275</b>
	<b>Total</b>	<b>299</b>	<b>10</b>	<b>0</b>	<b>2</b>	<b>311</b>	<b>41</b>	<b>148</b>	<b>118</b>	<b>307</b>	<b>618</b>	
<b>Monongalia County</b>	Granville PD		0	0	0	0	0	0	3	0	3	3
		Adult Female	5	1	0	0	6	1	16	6	23	29
		Adult Male	14	1	0	0	15	6	52	24	82	97
		Juvenile Female	1	0	0	0	1	0	4	5	9	10
		Juvenile Male	0	0	0	0	0	0	11	6	17	17
		<b>Total</b>	<b>20</b>	<b>2</b>	<b>0</b>	<b>0</b>	<b>22</b>	<b>7</b>	<b>86</b>	<b>41</b>	<b>134</b>	<b>156</b>
	Monongalia Co SO		0	0	0	0	0	1	9	2	12	12
		Adult Female	29	0	0	0	29	2	18	18	38	67
		Adult Male	102	5	0	0	107	20	83	78	181	288
		Juvenile Female	3	0	0	0	3	0	8	1	9	12
		Juvenile Male	9	0	0	0	9	3	10	9	22	31
		<b>Total</b>	<b>143</b>	<b>5</b>	<b>0</b>	<b>0</b>	<b>148</b>	<b>26</b>	<b>128</b>	<b>108</b>	<b>262</b>	<b>410</b>
	Morgantown PD		3	1	0	0	4	25	28	24	77	81
		Adult Female	39	1	0	0	40	8	47	39	94	134
Adult Male		158	13	0	2	173	47	129	154	330	503	
Juvenile Female		18	0	0	0	18	0	10	3	13	31	



			Crimes Against Persons					Crimes Against Property				Total
			Assault Offenses	Forcible Sex Offenses	Murder	Other Crimes Against Persons	Total	Burglary/ B&E	Larceny	Other Crimes Against Property	Total	
<b>Monongalia County</b>	Morgantown PD	Juvenile Male	9	1	0	0	10	5	20	12	37	<b>47</b>
		<b>Total</b>	<b>227</b>	<b>16</b>	<b>0</b>	<b>2</b>	<b>245</b>	<b>85</b>	<b>234</b>	<b>232</b>	<b>551</b>	<b>796</b>
	Morgantown SP		1	0	0	0	1	18	14	23	55	<b>56</b>
		Adult Female	25	1	0	1	27	3	54	29	86	<b>113</b>
		Adult Male	150	12	0	2	164	24	70	89	183	<b>347</b>
		Juvenile Female	3	0	0	0	3	1	9	0	10	<b>13</b>
		Juvenile Male	4	2	0	0	6	5	17	5	27	<b>33</b>
		<b>Total</b>	<b>183</b>	<b>15</b>	<b>0</b>	<b>3</b>	<b>201</b>	<b>51</b>	<b>164</b>	<b>146</b>	<b>361</b>	<b>562</b>
	Star City PD	Adult Male	1	0	0	0	1	0	0	0	0	<b>1</b>
		<b>Total</b>	<b>1</b>	<b>0</b>	<b>0</b>	<b>0</b>	<b>1</b>	<b>0</b>	<b>0</b>	<b>0</b>	<b>0</b>	<b>1</b>
	Westover PD		0	0	0	0	0	2	3	2	7	<b>7</b>
		Adult Female	3	0	0	0	3	4	5	8	17	<b>20</b>
		Adult Male	19	0	0	1	20	6	22	9	37	<b>57</b>
		Juvenile Male	0	2	0	0	2	0	0	4	4	<b>6</b>
		<b>Total</b>	<b>22</b>	<b>2</b>	<b>0</b>	<b>1</b>	<b>25</b>	<b>12</b>	<b>30</b>	<b>23</b>	<b>65</b>	<b>90</b>
	WV UNIVERSITY - POLICE		6	0	0	0	6	3	0	2	5	<b>11</b>
		Adult Female	11	0	0	0	11	1	20	7	28	<b>39</b>
		Adult Male	81	4	0	0	85	9	24	42	75	<b>160</b>
		Juvenile Female	4	0	0	0	4	0	4	0	4	<b>8</b>
		Juvenile Male	0	0	0	0	0	0	1	0	1	<b>1</b>

		Crimes Against Persons					Crimes Against Property				Total	
		Assault Offenses	Forcible Sex Offenses	Murder	Other Crimes Against Persons	Total	Burglary/B&E	Larceny	Other Crimes Against Property	Total		
<b>Monongalia County</b>	WV	<b>Total</b>	<b>102</b>	<b>4</b>	<b>0</b>	<b>0</b>	<b>106</b>	<b>13</b>	<b>49</b>	<b>51</b>	<b>113</b>	<b>219</b>
	Total		<b>698</b>	<b>44</b>	<b>0</b>	<b>6</b>	<b>748</b>	<b>194</b>	<b>691</b>	<b>601</b>	<b>1,486</b>	<b>2,234</b>
<b>Monroe County</b>	Monroe Co SO	Adult Female	10	0	0	0	10	2	0	1	3	13
		Adult Male	27	0	0	0	27	2	4	10	16	43
		Juvenile Male	1	0	0	0	1	0	0	2	2	3
		<b>Total</b>	<b>38</b>	<b>0</b>	<b>0</b>	<b>0</b>	<b>38</b>	<b>4</b>	<b>4</b>	<b>13</b>	<b>21</b>	<b>59</b>
	Peterstown PD	Adult Female	1	0	0	0	1	0	0	0	0	1
		Adult Male	0	0	0	0	0	1	3	0	4	4
		<b>Total</b>	<b>1</b>	<b>0</b>	<b>0</b>	<b>0</b>	<b>1</b>	<b>1</b>	<b>3</b>	<b>0</b>	<b>4</b>	<b>5</b>
	Union SP	Adult Female	9	0	0	1	10	2	9	37	48	58
		Adult Male	94	4	0	0	98	12	21	66	99	197
		Juvenile Female	0	0	0	0	0	0	2	0	2	2
		Juvenile Male	3	0	0	0	3	1	3	5	9	12
		<b>Total</b>	<b>106</b>	<b>4</b>	<b>0</b>	<b>1</b>	<b>111</b>	<b>15</b>	<b>35</b>	<b>108</b>	<b>158</b>	<b>269</b>
	Total		<b>145</b>	<b>4</b>	<b>0</b>	<b>1</b>	<b>150</b>	<b>20</b>	<b>42</b>	<b>121</b>	<b>183</b>	<b>333</b>
<b>Morgan County</b>	Berkeley Springs SP	Adult Female	12	0	0	0	12	3	3	3	9	21
		Adult Male	39	1	0	0	40	12	23	22	57	97
		Juvenile Female	0	0	0	0	0	0	0	1	1	1
		Juvenile Male	1	0	0	0	1	0	2	3	5	6

		Crimes Against Persons					Crimes Against Property				Total	
		Assault Offenses	Forcible Sex Offenses	Murder	Other Crimes Against Persons	Total	Burglary/ B&E	Larceny	Other Crimes Against Property	Total		
<b>Morgan County</b>	Berkeley	<b>Total</b>	<b>52</b>	<b>1</b>	<b>0</b>	<b>0</b>	<b>53</b>	<b>15</b>	<b>28</b>	<b>29</b>	<b>72</b>	<b>125</b>
	Morgan Co SO	Adult Female	6	0	0	0	6	1	5	1	7	13
		Adult Male	33	4	0	3	40	4	8	11	23	63
		Juvenile Female	1	0	0	0	1	0	0	0	0	1
		Juvenile Male	5	1	0	0	6	1	1	1	3	9
		<b>Total</b>	<b>45</b>	<b>5</b>	<b>0</b>	<b>3</b>	<b>53</b>	<b>6</b>	<b>14</b>	<b>13</b>	<b>33</b>	<b>86</b>
	Total		<b>97</b>	<b>6</b>	<b>0</b>	<b>3</b>	<b>106</b>	<b>21</b>	<b>42</b>	<b>42</b>	<b>105</b>	<b>211</b>
<b>Nicholas County</b>	Nicholas Co SO	Adult Female	76	2	0	3	81	13	62	36	111	192
		Adult Male	257	9	0	3	269	32	124	88	244	513
		Juvenile Female	13	0	0	0	13	0	5	3	8	21
		Juvenile Male	23	2	0	0	25	1	11	22	34	59
		<b>Total</b>	<b>369</b>	<b>13</b>	<b>0</b>	<b>6</b>	<b>388</b>	<b>46</b>	<b>202</b>	<b>149</b>	<b>397</b>	<b>785</b>
	Richwood SP	Adult Female	6	0	0	0	6	0	5	3	8	14
		Adult Male	16	1	0	1	18	1	9	7	17	35
		Juvenile Male	0	1	0	0	1	1	1	0	2	3
		<b>Total</b>	<b>22</b>	<b>2</b>	<b>0</b>	<b>1</b>	<b>25</b>	<b>2</b>	<b>15</b>	<b>10</b>	<b>27</b>	<b>52</b>
	Summersville PD	Adult Female	12	0	0	0	12	1	13	15	29	41
		Adult Male	40	0	0	0	40	2	38	6	46	86
		Juvenile Female	2	0	0	0	2	0	3	1	4	6
		Juvenile Male	2	1	0	0	3	0	4	3	7	10

		Crimes Against Persons					Crimes Against Property				Total	
		Assault Offenses	Forcible Sex Offenses	Murder	Other Crimes Against Persons	Total	Burglary/ B&E	Larceny	Other Crimes Against Property	Total		
<b>Nicholas County</b>	Summersville	<b>Total</b>	<b>56</b>	<b>1</b>	<b>0</b>	<b>0</b>	<b>57</b>	<b>3</b>	<b>58</b>	<b>25</b>	<b>86</b>	<b>143</b>
	Summersville SP		0	0	0	0	0	0	1	0	1	1
		Adult Female	5	0	1	2	8	2	1	7	10	18
		Adult Male	14	0	0	0	14	3	14	12	29	43
		Juvenile Female	1	0	0	0	1	0	0	0	0	1
		Juvenile Male	2	1	0	0	3	0	1	0	1	4
		<b>Total</b>	<b>22</b>	<b>1</b>	<b>1</b>	<b>2</b>	<b>26</b>	<b>5</b>	<b>17</b>	<b>19</b>	<b>41</b>	<b>67</b>
	tf Central WV Drug	Adult Female	0	0	0	0	0	0	0	1	1	1
		Adult Male	0	1	0	0	1	0	0	1	1	2
		Juvenile Male	0	0	0	0	0	0	0	1	1	1
		<b>Total</b>	<b>0</b>	<b>1</b>	<b>0</b>	<b>0</b>	<b>1</b>	<b>0</b>	<b>0</b>	<b>3</b>	<b>3</b>	<b>4</b>
Total			<b>469</b>	<b>18</b>	<b>1</b>	<b>9</b>	<b>497</b>	<b>56</b>	<b>292</b>	<b>206</b>	<b>554</b>	<b>1,051</b>
<b>Ohio County</b>	Bethlehem PD		0	0	0	0	0	0	1	2	3	3
		Adult Male	0	0	0	0	0	1	1	0	2	2
		Juvenile Male	0	0	0	0	0	0	2	1	3	3
		<b>Total</b>	<b>0</b>	<b>0</b>	<b>0</b>	<b>0</b>	<b>0</b>	<b>1</b>	<b>4</b>	<b>3</b>	<b>8</b>	<b>8</b>
	Ohio Co SO	Adult Female	23	0	0	0	23	1	16	5	22	45
		Adult Male	62	2	0	1	65	8	28	17	53	118
		Juvenile Female	4	0	0	0	4	0	3	0	3	7
		Juvenile Male	16	1	0	0	17	6	8	5	19	36

		Crimes Against Persons					Crimes Against Property				Total	
		Assault Offenses	Forcible Sex Offenses	Murder	Other Crimes Against Persons	Total	Burglary/ B&E	Larceny	Other Crimes Against Property	Total		
<b>Ohio County</b>	Ohio Co SO	<b>Total</b>	<b>105</b>	<b>3</b>	<b>0</b>	<b>1</b>	<b>109</b>	<b>15</b>	<b>55</b>	<b>27</b>	<b>97</b>	<b>206</b>
	Wheeling PD		4	0	0	0	4	1	7	2	10	14
		Adult Female	248	2	2	0	252	15	94	85	194	446
		Adult Male	533	27	1	6	567	50	206	219	475	1,042
		Juvenile Female	34	0	0	0	34	1	8	8	17	51
		Juvenile Male	50	9	0	0	59	15	29	34	78	137
		<b>Total</b>	<b>869</b>	<b>38</b>	<b>3</b>	<b>6</b>	<b>916</b>	<b>82</b>	<b>344</b>	<b>348</b>	<b>774</b>	<b>1,690</b>
	Wheeling SP	Adult Female	3	1	1	0	5	3	6	7	16	21
		Adult Male	26	4	1	0	31	3	15	17	35	66
		Juvenile Female	2	0	0	0	2	0	1	1	2	4
		Juvenile Male	0	0	0	0	0	0	1	1	2	2
<b>Total</b>		<b>31</b>	<b>5</b>	<b>2</b>	<b>0</b>	<b>38</b>	<b>6</b>	<b>23</b>	<b>26</b>	<b>55</b>	<b>93</b>	
<b>Total</b>		<b>1,005</b>	<b>46</b>	<b>5</b>	<b>7</b>	<b>1,063</b>	<b>104</b>	<b>426</b>	<b>404</b>	<b>934</b>	<b>1,997</b>	
<b>Pendleton County</b>	Franklin SP	Adult Female	14	1	0	0	15	1	3	3	7	22
		Adult Male	33	4	0	1	38	0	3	7	10	48
		Juvenile Female	1	0	0	0	1	0	1	0	1	2
		Juvenile Male	5	0	0	0	5	0	1	0	1	6
		<b>Total</b>	<b>53</b>	<b>5</b>	<b>0</b>	<b>1</b>	<b>59</b>	<b>1</b>	<b>8</b>	<b>10</b>	<b>19</b>	<b>78</b>
	<b>Total</b>		<b>53</b>	<b>5</b>	<b>0</b>	<b>1</b>	<b>59</b>	<b>1</b>	<b>8</b>	<b>10</b>	<b>19</b>	<b>78</b>

			Crimes Against Persons					Crimes Against Property				Total	
			Assault Offenses	Forcible Sex Offenses	Murder	Other Crimes Against Persons	Total	Burglary/ B&E	Larceny	Other Crimes Against Property	Total		
<b>Pleasants County</b>	Pleasants Co SO	Adult Female	1	0	0	0	1	1	1	0	2	3	
		Adult Male	7	0	0	0	7	2	0	0	2	9	
		<b>Total</b>	<b>8</b>	<b>0</b>	<b>0</b>	<b>0</b>	<b>8</b>	<b>3</b>	<b>1</b>	<b>0</b>	<b>4</b>	<b>12</b>	
	St Marys SP	Adult Female	4	0	0	0	4	0	1	2	3	7	
		Adult Male	16	2	0	0	18	0	1	6	7	25	
		Juvenile Male	1	0	0	0	1	0	0	2	2	3	
		<b>Total</b>	<b>21</b>	<b>2</b>	<b>0</b>	<b>0</b>	<b>23</b>	<b>0</b>	<b>2</b>	<b>10</b>	<b>12</b>	<b>35</b>	
	Total			<b>29</b>	<b>2</b>	<b>0</b>	<b>0</b>	<b>31</b>	<b>3</b>	<b>3</b>	<b>10</b>	<b>16</b>	<b>47</b>
	<b>Pocahontas County</b>	Marlinton SP		1	0	0	0	1	0	0	0	0	1
			Adult Female	20	0	0	1	21	1	14	14	29	50
Adult Male			43	2	0	0	45	10	8	24	42	87	
Juvenile Male			2	0	0	0	2	0	1	1	2	4	
<b>Total</b>			<b>66</b>	<b>2</b>	<b>0</b>	<b>1</b>	<b>69</b>	<b>11</b>	<b>23</b>	<b>39</b>	<b>73</b>	<b>142</b>	
Pocahontas Co SO			2	0	0	0	2	0	0	0	0	2	
		Adult Female	1	0	0	0	1	0	1	1	2	3	
		Adult Male	6	0	0	0	6	2	3	3	8	14	
		Juvenile Female	0	0	0	0	0	2	0	2	4	4	
		Juvenile Male	0	0	0	0	0	0	1	0	1	1	
		<b>Total</b>	<b>9</b>	<b>0</b>	<b>0</b>	<b>0</b>	<b>9</b>	<b>4</b>	<b>5</b>	<b>6</b>	<b>15</b>	<b>24</b>	

		Crimes Against Persons					Crimes Against Property				Total	
		Assault Offenses	Forcible Sex Offenses	Murder	Other Crimes Against Persons	Total	Burglary/ B&E	Larceny	Other Crimes Against Property	Total		
	Total	<b>75</b>	<b>2</b>	<b>0</b>	<b>1</b>	<b>78</b>	<b>15</b>	<b>28</b>	<b>45</b>	<b>88</b>	<b>166</b>	
<b>Preston County</b>	Kingwood SP	Adult Female	13	1	0	0	14	3	10	19	32	<b>46</b>
		Adult Male	59	11	0	0	70	13	15	27	55	<b>125</b>
		Juvenile Female	1	0	0	0	1	1	5	0	6	<b>7</b>
		Juvenile Male	4	2	0	0	6	1	3	3	7	<b>13</b>
		<b>Total</b>	<b>77</b>	<b>14</b>	<b>0</b>	<b>0</b>	<b>91</b>	<b>18</b>	<b>33</b>	<b>49</b>	<b>100</b>	<b>191</b>
	Masontown PD	Adult Male	1	0	0	0	1	0	0	0	0	<b>1</b>
		<b>Total</b>	<b>1</b>	<b>0</b>	<b>0</b>	<b>0</b>	<b>1</b>	<b>0</b>	<b>0</b>	<b>0</b>	<b>0</b>	<b>1</b>
	Preston Co SO		1	0	0	0	1	0	1	1	2	<b>3</b>
		Adult Female	5	0	0	0	5	1	10	3	14	<b>19</b>
		Adult Male	34	0	0	0	34	12	12	12	36	<b>70</b>
		Juvenile Female	1	0	0	0	1	0	0	0	0	<b>1</b>
		Juvenile Male	1	1	0	0	2	2	0	1	3	<b>5</b>
		<b>Total</b>	<b>42</b>	<b>1</b>	<b>0</b>	<b>0</b>	<b>43</b>	<b>15</b>	<b>23</b>	<b>17</b>	<b>55</b>	<b>98</b>
	Reedsville PD	Adult Female	2	0	0	0	2	0	0	0	0	<b>2</b>
		Adult Male	2	0	0	0	2	0	2	0	2	<b>4</b>
		<b>Total</b>	<b>4</b>	<b>0</b>	<b>0</b>	<b>0</b>	<b>4</b>	<b>0</b>	<b>2</b>	<b>0</b>	<b>2</b>	<b>6</b>
	<b>Total</b>		<b>124</b>	<b>15</b>	<b>0</b>	<b>0</b>	<b>139</b>	<b>33</b>	<b>58</b>	<b>66</b>	<b>157</b>	<b>296</b>
<b>Putnam</b>	Hurricane PD	0	0	0	0	0	1	0	1	2	<b>2</b>	

			Crimes Against Persons					Crimes Against Property				Total
			Assault Offenses	Forcible Sex Offenses	Murder	Other Crimes Against Persons	Total	Burglary/ B&E	Larceny	Other Crimes Against Property	Total	
<b>Putnam County</b>	Hurricane PD	Adult Female	12	0	0	0	12	0	25	14	39	51
		Adult Male	33	2	0	0	35	3	39	27	69	104
		Juvenile Female	6	0	0	0	6	1	3	5	9	15
		Juvenile Male	11	0	0	1	12	2	2	5	9	21
		<b>Total</b>	<b>62</b>	<b>2</b>	<b>0</b>	<b>1</b>	<b>65</b>	<b>7</b>	<b>69</b>	<b>52</b>	<b>128</b>	<b>193</b>
	Putnam Co SO		3	0	0	0	3	0	1	4	5	8
		Adult Female	107	0	0	1	108	5	62	48	115	223
		Adult Male	247	11	0	2	260	42	153	113	308	568
		Juvenile Female	8	0	0	0	8	1	6	5	12	20
		Juvenile Male	21	5	0	0	26	3	12	17	32	58
		<b>Total</b>	<b>386</b>	<b>16</b>	<b>0</b>	<b>3</b>	<b>405</b>	<b>51</b>	<b>234</b>	<b>187</b>	<b>472</b>	<b>877</b>
	Winfield PD		0	0	0	0	0	0	1	0	1	1
		Adult Female	1	0	0	0	1	0	0	0	0	1
		Adult Male	5	0	0	0	5	0	7	2	9	14
		Juvenile Female	0	0	0	0	0	0	1	0	1	1
		Juvenile Male	0	0	0	0	0	0	0	1	1	1
		<b>Total</b>	<b>6</b>	<b>0</b>	<b>0</b>	<b>0</b>	<b>6</b>	<b>0</b>	<b>9</b>	<b>3</b>	<b>12</b>	<b>18</b>
	Winfield SP	Adult Female	17	1	0	0	18	0	21	17	38	56
		Adult Male	57	3	0	0	60	4	27	35	66	126
		Juvenile Female	9	0	0	0	9	0	2	0	2	11



			Crimes Against Persons					Crimes Against Property				Total
			Assault Offenses	Forcible Sex Offenses	Murder	Other Crimes Against Persons	Total	Burglary/ B&E	Larceny	Other Crimes Against Property	Total	
<b>Putnam County</b>	Winfield SP	Juvenile Male	3	3	0	0	6	0	3	2	5	11
		<b>Total</b>	<b>86</b>	<b>7</b>	<b>0</b>	<b>0</b>	<b>93</b>	<b>4</b>	<b>53</b>	<b>54</b>	<b>111</b>	<b>204</b>
	Total		<b>540</b>	<b>25</b>	<b>0</b>	<b>4</b>	<b>569</b>	<b>62</b>	<b>365</b>	<b>296</b>	<b>723</b>	<b>1,292</b>
<b>Raleigh County</b>	BCI - Beckley	Adult Female	0	0	0	0	0	0	0	2	2	2
		Adult Male	1	0	0	0	1	0	0	1	1	2
		<b>Total</b>	<b>1</b>	<b>0</b>	<b>0</b>	<b>0</b>	<b>1</b>	<b>0</b>	<b>0</b>	<b>3</b>	<b>3</b>	<b>4</b>
	Beckley PD		3	0	0	0	3	0	5	3	8	11
		Adult Female	189	1	1	0	191	11	220	92	323	514
		Adult Male	537	4	0	0	541	33	276	217	526	1,067
		Juvenile Female	33	0	0	0	33	0	43	11	54	87
		Juvenile Male	55	7	0	0	62	2	42	23	67	129
		<b>Total</b>	<b>817</b>	<b>12</b>	<b>1</b>	<b>0</b>	<b>830</b>	<b>46</b>	<b>586</b>	<b>346</b>	<b>978</b>	<b>1,808</b>
	Beckley SP		0	0	0	0	0	0	0	2	2	2
		Adult Female	24	2	0	0	26	3	24	45	72	98
		Adult Male	75	11	0	0	86	21	88	95	204	290
		Juvenile Female	0	0	0	0	0	1	1	2	4	4
		Juvenile Male	4	0	0	0	4	3	2	10	15	19
		<b>Total</b>	<b>103</b>	<b>13</b>	<b>0</b>	<b>0</b>	<b>116</b>	<b>28</b>	<b>115</b>	<b>154</b>	<b>297</b>	<b>413</b>
Mabscott PD	Adult Female	2	0	0	0	2	0	0	0	0	2	
	Adult Male	6	0	0	0	6	0	1	0	1	7	

		Crimes Against Persons					Crimes Against Property				Total		
		Assault Offenses	Forcible Sex Offenses	Murder	Other Crimes Against Persons	Total	Burglary/ B&E	Larceny	Other Crimes Against Property	Total			
<b>Raleigh County</b>	Mabscott PD	<b>Total</b>	<b>8</b>	<b>0</b>	<b>0</b>	<b>0</b>	<b>8</b>	<b>0</b>	<b>1</b>	<b>0</b>	<b>1</b>	<b>9</b>	
	Raleigh Co SO		0	0	0	0	0	0	1	1	2	<b>2</b>	
		Adult Female	147	4	0	2	153	21	93	78	192	<b>345</b>	
		Adult Male	537	23	1	12	573	68	175	226	469	<b>1,042</b>	
		Juvenile Female	17	0	0	0	17	2	4	4	10	<b>27</b>	
		Juvenile Male	32	3	0	0	35	12	15	16	43	<b>78</b>	
		<b>Total</b>	<b>733</b>	<b>30</b>	<b>1</b>	<b>14</b>	<b>778</b>	<b>103</b>	<b>288</b>	<b>325</b>	<b>716</b>	<b>1,494</b>	
		Sophia PD	Adult Female	1	0	0	0	1	0	2	2	4	<b>5</b>
			Adult Male	18	0	0	0	18	1	2	3	6	<b>24</b>
			Juvenile Female	1	0	0	0	1	0	0	0	0	<b>1</b>
			Juvenile Male	2	0	0	0	2	0	0	0	0	<b>2</b>
			<b>Total</b>	<b>22</b>	<b>0</b>	<b>0</b>	<b>0</b>	<b>22</b>	<b>1</b>	<b>4</b>	<b>5</b>	<b>10</b>	<b>32</b>
		tf Tri-Lateral Drug Network Team	Adult Female	0	0	0	0	0	0	0	2	2	<b>2</b>
			Adult Male	0	0	0	0	0	0	0	1	1	<b>1</b>
			<b>Total</b>	<b>0</b>	<b>0</b>	<b>0</b>	<b>0</b>	<b>0</b>	<b>0</b>	<b>0</b>	<b>3</b>	<b>3</b>	<b>3</b>
		Turnpike - Raleigh	Adult Male	2	1	0	0	3	0	0	1	1	<b>4</b>
			Juvenile Male	1	0	0	0	1	0	0	0	0	<b>1</b>
			<b>Total</b>	<b>3</b>	<b>1</b>	<b>0</b>	<b>0</b>	<b>4</b>	<b>0</b>	<b>0</b>	<b>1</b>	<b>1</b>	<b>5</b>
		<b>Total</b>		<b>1,687</b>	<b>56</b>	<b>2</b>	<b>14</b>	<b>1,759</b>	<b>178</b>	<b>994</b>	<b>837</b>	<b>2,009</b>	<b>3,768</b>

			Crimes Against Persons					Crimes Against Property				Total	
			Assault Offenses	Forcible Sex Offenses	Murder	Other Crimes Against Persons	Total	Burglary/ B&E	Larceny	Other Crimes Against Property	Total		
<b>Randolph County</b>	Elkins PD	Adult Female	36	0	0	0	36	5	11	19	35	71	
		Adult Male	90	4	0	0	94	12	48	38	98	192	
		Juvenile Female	4	0	0	0	4	1	5	2	8	12	
		Juvenile Male	22	0	0	0	22	6	13	14	33	55	
		<b>Total</b>	<b>152</b>	<b>4</b>	<b>0</b>	<b>0</b>	<b>156</b>	<b>24</b>	<b>77</b>	<b>73</b>	<b>174</b>	<b>330</b>	
	Elkins SP	Adult Female	26	1	0	0	27	1	33	30	64	91	
		Adult Male	94	18	0	2	114	16	41	54	111	225	
		Juvenile Female	6	0	0	0	6	0	4	0	4	10	
		Juvenile Male	4	8	0	0	12	0	13	4	17	29	
		<b>Total</b>	<b>130</b>	<b>27</b>	<b>0</b>	<b>2</b>	<b>159</b>	<b>17</b>	<b>91</b>	<b>88</b>	<b>196</b>	<b>355</b>	
	Randolph Co SO	Adult Female	10	0	0	0	10	0	2	5	7	17	
		Adult Male	24	0	0	0	24	7	11	10	28	52	
		Juvenile Female	7	0	0	0	7	0	0	0	0	7	
		Juvenile Male	3	0	0	0	3	2	7	1	10	13	
		<b>Total</b>	<b>44</b>	<b>0</b>	<b>0</b>	<b>0</b>	<b>44</b>	<b>9</b>	<b>20</b>	<b>16</b>	<b>45</b>	<b>89</b>	
	<b>Total</b>			<b>326</b>	<b>31</b>	<b>0</b>	<b>2</b>	<b>359</b>	<b>50</b>	<b>188</b>	<b>177</b>	<b>415</b>	<b>774</b>
	<b>Ritchie County</b>	Harrisville PD	Adult Female	2	0	0	0	2	0	1	1	2	4
Adult Male			2	0	0	0	2	1	2	2	5	7	
Juvenile Male			1	0	0	0	1	0	0	0	0	1	
<b>Total</b>			<b>5</b>	<b>0</b>	<b>0</b>	<b>0</b>	<b>5</b>	<b>1</b>	<b>3</b>	<b>3</b>	<b>7</b>	<b>12</b>	

			Crimes Against Persons					Crimes Against Property				Total	
			Assault Offenses	Forcible Sex Offenses	Murder	Other Crimes Against Persons	Total	Burglary/ B&E	Larceny	Other Crimes Against Property	Total		
<b>Ritchie County</b>	Harrisville SP		1	0	0	0	1	0	0	0	0	1	
		Adult Female	9	0	0	0	9	1	6	12	19	28	
		Adult Male	33	2	0	1	36	4	21	20	45	81	
		Juvenile Female	2	0	0	0	2	0	0	0	0	2	
		Juvenile Male	2	0	0	0	2	6	4	6	16	18	
		<b>Total</b>	<b>47</b>	<b>2</b>	<b>0</b>	<b>1</b>	<b>50</b>	<b>11</b>	<b>31</b>	<b>38</b>	<b>80</b>	<b>130</b>	
	Pennsboro PD	Adult Female	2	0	0	0	2	0	0	0	0	2	
		<b>Total</b>	<b>2</b>	<b>0</b>	<b>0</b>	<b>0</b>	<b>2</b>	<b>0</b>	<b>0</b>	<b>0</b>	<b>0</b>	<b>2</b>	
	Ritchie Co SO	Adult Female	2	0	0	1	3	0	3	2	5	8	
		Adult Male	23	3	0	0	26	4	2	7	13	39	
		Juvenile Male	0	0	0	0	0	2	0	0	2	2	
		<b>Total</b>	<b>25</b>	<b>3</b>	<b>0</b>	<b>1</b>	<b>29</b>	<b>6</b>	<b>5</b>	<b>9</b>	<b>20</b>	<b>49</b>	
	<b>Total</b>			<b>79</b>	<b>5</b>	<b>0</b>	<b>2</b>	<b>86</b>	<b>18</b>	<b>39</b>	<b>50</b>	<b>107</b>	<b>193</b>
	<b>Roane County</b>	Roane Co SO	Adult Female	10	1	0	0	11	0	4	7	11	22
			Adult Male	44	0	0	0	44	0	18	10	28	72
Juvenile Female			2	0	0	0	2	0	0	0	0	2	
Juvenile Male			7	1	0	0	8	0	0	0	0	8	
<b>Total</b>			<b>63</b>	<b>2</b>	<b>0</b>	<b>0</b>	<b>65</b>	<b>0</b>	<b>22</b>	<b>17</b>	<b>39</b>	<b>104</b>	
Spencer PD		Adult Female	13	0	0	0	13	0	15	3	18	31	
		Adult Male	18	0	0	0	18	0	18	3	21	39	

			Crimes Against Persons				Crimes Against Property				Total		
			Assault Offenses	Forcible Sex Offenses	Murder	Other Crimes Against Persons	Total	Burglary/ B&E	Larceny	Other Crimes Against Property		Total	
<b>Roane County</b>	Spencer PD	Juvenile Female	1	0	0	0	1	0	1	5	6	7	
		Juvenile Male	3	0	0	0	3	0	0	3	3	6	
		<b>Total</b>	<b>35</b>	<b>0</b>	<b>0</b>	<b>0</b>	<b>35</b>	<b>0</b>	<b>34</b>	<b>14</b>	<b>48</b>	<b>83</b>	
	Spencer SP	Adult Female	11	0	0	0	11	1	2	11	14	25	
		Adult Male	36	1	1	1	39	8	7	12	27	66	
		Juvenile Female	4	0	0	0	4	0	1	4	5	9	
		Juvenile Male	1	1	0	0	2	0	1	1	2	4	
		<b>Total</b>	<b>52</b>	<b>2</b>	<b>1</b>	<b>1</b>	<b>56</b>	<b>9</b>	<b>11</b>	<b>28</b>	<b>48</b>	<b>104</b>	
	Total			<b>150</b>	<b>4</b>	<b>1</b>	<b>1</b>	<b>156</b>	<b>9</b>	<b>67</b>	<b>59</b>	<b>135</b>	<b>291</b>
	<b>Summers County</b>	Hinton PD	Adult Female	14	0	0	0	14	1	20	6	27	41
Adult Male			25	0	0	0	25	0	6	15	21	46	
Juvenile Female			1	0	0	0	1	0	0	1	1	2	
Juvenile Male			4	0	0	0	4	0	0	1	1	5	
<b>Total</b>			<b>44</b>	<b>0</b>	<b>0</b>	<b>0</b>	<b>44</b>	<b>1</b>	<b>26</b>	<b>23</b>	<b>50</b>	<b>94</b>	
Hinton SP		Adult Female	4	0	0	0	4	1	2	13	16	20	
		Adult Male	14	2	0	1	17	7	12	15	34	51	
		Juvenile Female	1	0	0	0	1	0	0	0	0	1	
		Juvenile Male	1	0	0	0	1	0	3	1	4	5	
		<b>Total</b>	<b>20</b>	<b>2</b>	<b>0</b>	<b>1</b>	<b>23</b>	<b>8</b>	<b>17</b>	<b>29</b>	<b>54</b>	<b>77</b>	
Summers Co	Adult Female	3	0	0	0	3	0	1	0	1	4		

			Crimes Against Persons					Crimes Against Property				Total
			Assault Offenses	Forcible Sex Offenses	Murder	Other Crimes Against Persons	Total	Burglary/ B&E	Larceny	Other Crimes Against Property	Total	
<b>Summers County</b>	Summers Co SO	Adult Male	17	0	0	0	17	2	1	4	7	24
		<b>Total</b>	<b>20</b>	<b>0</b>	<b>0</b>	<b>0</b>	<b>20</b>	<b>2</b>	<b>2</b>	<b>4</b>	<b>8</b>	<b>28</b>
	Total		<b>84</b>	<b>2</b>	<b>0</b>	<b>1</b>	<b>87</b>	<b>11</b>	<b>45</b>	<b>56</b>	<b>112</b>	<b>199</b>
<b>Taylor County</b>	Grafton PD	Adult Female	2	0	0	0	2	0	3	1	4	6
		Adult Male	15	0	0	0	15	2	4	1	7	22
		<b>Total</b>	<b>17</b>	<b>0</b>	<b>0</b>	<b>0</b>	<b>17</b>	<b>2</b>	<b>7</b>	<b>2</b>	<b>11</b>	<b>28</b>
	Grafton SP	Adult Female	5	0	0	0	5	2	1	1	4	9
		Adult Male	10	0	0	0	10	0	2	2	4	14
		<b>Total</b>	<b>15</b>	<b>0</b>	<b>0</b>	<b>0</b>	<b>15</b>	<b>2</b>	<b>3</b>	<b>3</b>	<b>8</b>	<b>23</b>
	Taylor Co SO	Adult Male	2	0	0	0	2	0	3	0	3	5
		<b>Total</b>	<b>2</b>	<b>0</b>	<b>0</b>	<b>0</b>	<b>2</b>	<b>0</b>	<b>3</b>	<b>0</b>	<b>3</b>	<b>5</b>
Total		<b>34</b>	<b>0</b>	<b>0</b>	<b>0</b>	<b>34</b>	<b>4</b>	<b>13</b>	<b>5</b>	<b>22</b>	<b>56</b>	
<b>Tucker County</b>	Parsons SP	Adult Female	13	0	0	0	13	2	2	2	6	19
		Adult Male	24	2	0	1	27	5	13	6	24	51
		Juvenile Female	1	0	0	0	1	0	0	0	0	1
		Juvenile Male	2	1	0	0	3	2	0	1	3	6
		<b>Total</b>	<b>40</b>	<b>3</b>	<b>0</b>	<b>1</b>	<b>44</b>	<b>9</b>	<b>15</b>	<b>9</b>	<b>33</b>	<b>77</b>
	Tucker Co SO	Adult Female	0	0	0	0	0	1	1	0	2	2
		Adult Male	0	0	0	0	0	1	2	0	3	3

			Crimes Against Persons					Crimes Against Property				Total	
			Assault Offenses	Forcible Sex Offenses	Murder	Other Crimes Against Persons	Total	Burglary/ B&E	Larceny	Other Crimes Against Property	Total		
<b>Tucker County</b>	Tucker Co	<b>Total</b>	<b>0</b>	<b>0</b>	<b>0</b>	<b>0</b>	<b>0</b>	<b>2</b>	<b>3</b>	<b>0</b>	<b>5</b>	<b>5</b>	
	Total		<b>40</b>	<b>3</b>	<b>0</b>	<b>1</b>	<b>44</b>	<b>11</b>	<b>18</b>	<b>9</b>	<b>38</b>	<b>82</b>	
<b>Tyler County</b>	Paden City PD	Adult Female	2	0	0	0	2	0	0	0	0	2	
		Adult Male	5	0	0	0	5	0	1	0	1	6	
		Juvenile Male	1	0	0	0	1	0	1	0	1	2	
		<b>Total</b>	<b>8</b>	<b>0</b>	<b>0</b>	<b>0</b>	<b>8</b>	<b>0</b>	<b>2</b>	<b>0</b>	<b>2</b>	<b>10</b>	
	Sistersville PD	Adult Female	2	0	0	0	2	0	0	0	0	2	
		Adult Male	5	2	0	0	7	0	3	0	3	10	
		<b>Total</b>	<b>7</b>	<b>2</b>	<b>0</b>	<b>0</b>	<b>9</b>	<b>0</b>	<b>3</b>	<b>0</b>	<b>3</b>	<b>12</b>	
	Tyler Co SO	Adult Female	4	0	0	0	4	0	0	0	0	4	
		Adult Male	2	1	0	0	3	0	0	0	0	3	
		Juvenile Female	3	0	0	0	3	0	0	0	0	3	
		Juvenile Male	1	0	0	0	1	0	0	0	0	1	
		<b>Total</b>	<b>10</b>	<b>1</b>	<b>0</b>	<b>0</b>	<b>11</b>	<b>0</b>	<b>0</b>	<b>0</b>	<b>0</b>	<b>11</b>	
	Total		<b>25</b>	<b>3</b>	<b>0</b>	<b>0</b>	<b>28</b>	<b>0</b>	<b>5</b>	<b>0</b>	<b>5</b>	<b>33</b>	
	<b>Upshur County</b>	BCI - Buckhannon	Adult Female	0	0	0	0	0	0	0	1	1	1
			<b>Total</b>	<b>0</b>	<b>0</b>	<b>0</b>	<b>0</b>	<b>0</b>	<b>0</b>	<b>0</b>	<b>1</b>	<b>1</b>	<b>1</b>
Buckhannon PD		Adult Female	18	0	0	0	18	1	11	6	18	36	
		Adult Male	40	1	0	0	41	2	15	15	32	73	

			Crimes Against Persons				Crimes Against Property				Total	
			Assault Offenses	Forcible Sex Offenses	Murder	Other Crimes Against Persons	Total	Burglary/ B&E	Larceny	Other Crimes Against Property		Total
<b>Upshur County</b>	Buckhannon PD	Juvenile Female	2	0	0	0	2	0	3	0	3	5
		Juvenile Male	4	0	0	0	4	0	3	8	11	15
		<b>Total</b>	<b>64</b>	<b>1</b>	<b>0</b>	<b>0</b>	<b>65</b>	<b>3</b>	<b>32</b>	<b>29</b>	<b>64</b>	<b>129</b>
	Buckhannon SP	Adult Female	19	0	0	0	19	0	7	19	26	45
		Adult Male	63	6	0	0	69	2	15	41	58	127
		Juvenile Female	0	0	0	0	0	1	2	2	5	5
		Juvenile Male	6	0	0	0	6	0	3	15	18	24
		<b>Total</b>	<b>88</b>	<b>6</b>	<b>0</b>	<b>0</b>	<b>94</b>	<b>3</b>	<b>27</b>	<b>77</b>	<b>107</b>	<b>201</b>
	Upshur Co SO		0	1	0	0	1	0	0	0	0	1
		Adult Female	19	0	0	0	19	0	5	30	35	54
		Adult Male	28	3	0	0	31	1	30	39	70	101
		Juvenile Female	1	0	0	0	1	0	1	0	1	2
		Juvenile Male	4	0	0	0	4	0	8	4	12	16
		<b>Total</b>	<b>52</b>	<b>4</b>	<b>0</b>	<b>0</b>	<b>56</b>	<b>1</b>	<b>44</b>	<b>73</b>	<b>118</b>	<b>174</b>
Total			<b>204</b>	<b>11</b>	<b>0</b>	<b>0</b>	<b>215</b>	<b>7</b>	<b>103</b>	<b>180</b>	<b>290</b>	<b>505</b>
<b>Wayne County</b>	Ceredo PD	Adult Female	5	0	0	0	5	0	6	0	6	11
		Adult Male	14	0	0	0	14	2	13	2	17	31
		Juvenile Female	0	0	0	0	0	0	1	0	1	1
		<b>Total</b>	<b>19</b>	<b>0</b>	<b>0</b>	<b>0</b>	<b>19</b>	<b>2</b>	<b>20</b>	<b>2</b>	<b>24</b>	<b>43</b>
	Kenova PD	Adult Female	10	0	0	0	10	2	19	7	28	38



			Crimes Against Persons					Crimes Against Property				Total
			Assault Offenses	Forcible Sex Offenses	Murder	Other Crimes Against Persons	Total	Burglary/ B&E	Larceny	Other Crimes Against Property	Total	
<b>Wayne County</b>	Kenova PD	Adult Male	42	4	0	0	46	9	25	16	50	<b>96</b>
		Juvenile Female	2	0	0	0	2	0	2	1	3	<b>5</b>
		Juvenile Male	5	0	0	0	5	1	1	1	3	<b>8</b>
		<b>Total</b>	<b>59</b>	<b>4</b>	<b>0</b>	<b>0</b>	<b>63</b>	<b>12</b>	<b>47</b>	<b>25</b>	<b>84</b>	<b>147</b>
	Wayne Co SO	Adult Female	11	0	0	0	11	3	3	0	6	<b>17</b>
		Adult Male	44	0	0	0	44	13	8	3	24	<b>68</b>
		Juvenile Female	0	0	0	0	0	0	1	0	1	<b>1</b>
		<b>Total</b>	<b>55</b>	<b>0</b>	<b>0</b>	<b>0</b>	<b>55</b>	<b>16</b>	<b>12</b>	<b>3</b>	<b>31</b>	<b>86</b>
	Wayne SP	Adult Female	39	1	0	0	40	6	32	34	72	<b>112</b>
		Adult Male	147	2	0	0	149	33	68	51	152	<b>301</b>
		Juvenile Female	4	0	0	0	4	0	4	3	7	<b>11</b>
		Juvenile Male	12	3	0	0	15	2	2	9	13	<b>28</b>
		<b>Total</b>	<b>202</b>	<b>6</b>	<b>0</b>	<b>0</b>	<b>208</b>	<b>41</b>	<b>106</b>	<b>97</b>	<b>244</b>	<b>452</b>
	Total			<b>335</b>	<b>10</b>	<b>0</b>	<b>0</b>	<b>345</b>	<b>71</b>	<b>185</b>	<b>127</b>	<b>383</b>
<b>Webster County</b>	DNR - 3 - Webster	Adult Male	0	0	0	0	0	0	0	1	1	<b>1</b>
		<b>Total</b>	<b>0</b>	<b>0</b>	<b>0</b>	<b>0</b>	<b>0</b>	<b>0</b>	<b>0</b>	<b>1</b>	<b>1</b>	<b>1</b>
	Upperglade SP	Adult Female	16	0	0	0	16	3	12	11	26	<b>42</b>
		Adult Male	52	0	0	3	55	5	14	10	29	<b>84</b>
		Juvenile Female	2	0	0	0	2	0	0	0	0	<b>2</b>
		Juvenile Male	2	0	0	0	2	0	0	2	2	<b>4</b>

			Crimes Against Persons					Crimes Against Property				Total
			Assault Offenses	Forcible Sex Offenses	Murder	Other Crimes Against Persons	Total	Burglary/ B&E	Larceny	Other Crimes Against Property	Total	
<b>Webster County</b>	Upperglade	<b>Total</b>	<b>72</b>	<b>0</b>	<b>0</b>	<b>3</b>	<b>75</b>	<b>8</b>	<b>26</b>	<b>23</b>	<b>57</b>	<b>132</b>
	Total		<b>72</b>	<b>0</b>	<b>0</b>	<b>3</b>	<b>75</b>	<b>8</b>	<b>26</b>	<b>24</b>	<b>58</b>	<b>133</b>
<b>Wetzel County</b>	Hundred SP	Adult Female	11	0	0	0	11	0	1	1	2	13
		Adult Male	17	4	0	0	21	5	9	11	25	46
		Juvenile Male	2	0	0	0	2	1	0	3	4	6
		<b>Total</b>	<b>30</b>	<b>4</b>	<b>0</b>	<b>0</b>	<b>34</b>	<b>6</b>	<b>10</b>	<b>15</b>	<b>31</b>	<b>65</b>
	Paden City SP		0	0	0	0	0	0	0	1	1	1
		Adult Female	4	0	0	0	4	1	5	4	10	14
		Adult Male	14	1	0	0	15	3	5	12	20	35
		Juvenile Male	1	0	0	0	1	0	0	0	0	1
		<b>Total</b>	<b>19</b>	<b>1</b>	<b>0</b>	<b>0</b>	<b>20</b>	<b>4</b>	<b>10</b>	<b>17</b>	<b>31</b>	<b>51</b>
	Total		<b>49</b>	<b>5</b>	<b>0</b>	<b>0</b>	<b>54</b>	<b>10</b>	<b>20</b>	<b>32</b>	<b>62</b>	<b>116</b>
<b>Wirt County</b>	Elizabeth SP		1	0	0	0	1	0	1	0	1	2
		Adult Female	11	0	0	0	11	0	3	3	6	17
		Adult Male	29	3	3	0	35	10	9	12	31	66
		Juvenile Female	0	0	0	0	0	0	1	0	1	1
		Juvenile Male	1	0	0	0	1	2	2	3	7	8
		<b>Total</b>	<b>42</b>	<b>3</b>	<b>3</b>	<b>0</b>	<b>48</b>	<b>12</b>	<b>16</b>	<b>18</b>	<b>46</b>	<b>94</b>
	Wirt Co SO	Adult Female	2	0	0	0	2	0	0	3	3	5

			Crimes Against Persons					Crimes Against Property				Total
			Assault Offenses	Forcible Sex Offenses	Murder	Other Crimes Against Persons	Total	Burglary/ B&E	Larceny	Other Crimes Against Property	Total	
<b>Wirt County</b>	Wirt Co SO	Adult Male	8	1	0	1	10	3	10	8	21	31
		Juvenile Male	2	0	0	0	2	0	0	3	3	5
		<b>Total</b>	<b>12</b>	<b>1</b>	<b>0</b>	<b>1</b>	<b>14</b>	<b>3</b>	<b>10</b>	<b>14</b>	<b>27</b>	<b>41</b>
	Total	<b>54</b>	<b>4</b>	<b>3</b>	<b>1</b>	<b>62</b>	<b>15</b>	<b>26</b>	<b>32</b>	<b>73</b>	<b>135</b>	
<b>Wood County</b>	Parkersburg PD		3	0	0	0	3	0	3	3	6	9
		Adult Female	112	0	0	2	114	14	151	77	242	356
		Adult Male	321	18	0	10	349	57	186	162	405	754
		Juvenile Female	22	0	0	0	22	0	43	7	50	72
		Juvenile Male	23	3	0	1	27	11	47	26	84	111
		<b>Total</b>	<b>481</b>	<b>21</b>	<b>0</b>	<b>13</b>	<b>515</b>	<b>82</b>	<b>430</b>	<b>275</b>	<b>787</b>	<b>1,302</b>
	Parkersburg SP		0	0	0	0	0	0	0	1	1	1
		Adult Female	14	0	0	0	14	1	11	18	30	44
		Adult Male	31	5	0	0	36	13	29	43	85	121
		Juvenile Female	0	0	0	0	0	0	1	1	2	2
		Juvenile Male	1	0	0	0	1	0	4	6	10	11
		<b>Total</b>	<b>46</b>	<b>5</b>	<b>0</b>	<b>0</b>	<b>51</b>	<b>14</b>	<b>45</b>	<b>69</b>	<b>128</b>	<b>179</b>
	Vienna PD		0	0	0	0	0	0	1	0	1	1
		Adult Female	26	0	0	0	26	1	80	14	95	121
Adult Male		66	0	1	1	68	10	100	27	137	205	
Juvenile Female		0	0	0	0	0	0	73	0	73	73	

			Crimes Against Persons					Crimes Against Property				Total
			Assault Offenses	Forcible Sex Offenses	Murder	Other Crimes Against Persons	Total	Burglary/ B&E	Larceny	Other Crimes Against Property	Total	
<b>Wood County</b>	Vienna PD	Juvenile Male	8	0	0	0	8	0	52	11	63	71
		<b>Total</b>	<b>100</b>	<b>0</b>	<b>1</b>	<b>1</b>	<b>102</b>	<b>11</b>	<b>306</b>	<b>52</b>	<b>369</b>	<b>471</b>
	Williamstown PD	Adult Female	2	0	0	0	2	0	3	1	4	6
		Adult Male	6	1	0	0	7	0	5	2	7	14
		Juvenile Female	3	0	0	0	3	1	2	0	3	6
		Juvenile Male	1	0	0	0	1	2	0	3	5	6
		<b>Total</b>	<b>12</b>	<b>1</b>	<b>0</b>	<b>0</b>	<b>13</b>	<b>3</b>	<b>10</b>	<b>6</b>	<b>19</b>	<b>32</b>
	Wood Co SO	Adult Female	66	1	0	0	67	12	58	30	100	167
		Adult Male	224	15	1	0	240	34	88	89	211	451
		Juvenile Female	5	0	0	0	5	0	14	3	17	22
		Juvenile Male	20	0	0	0	20	5	12	20	37	57
<b>Total</b>		<b>315</b>	<b>16</b>	<b>1</b>	<b>0</b>	<b>332</b>	<b>51</b>	<b>172</b>	<b>142</b>	<b>365</b>	<b>697</b>	
<b>Total</b>			<b>954</b>	<b>43</b>	<b>2</b>	<b>14</b>	<b>1,013</b>	<b>161</b>	<b>963</b>	<b>544</b>	<b>1,668</b>	<b>2,681</b>
<b>Wyoming County</b>	Jesse SP	Adult Female	5	1	0	0	6	0	4	1	5	11
		Adult Male	13	4	0	0	17	4	8	9	21	38
		Juvenile Female	1	0	0	0	1	0	0	0	0	1
		Juvenile Male	1	1	0	0	2	0	0	0	0	2
		<b>Total</b>	<b>20</b>	<b>6</b>	<b>0</b>	<b>0</b>	<b>26</b>	<b>4</b>	<b>12</b>	<b>10</b>	<b>26</b>	<b>52</b>
	Mullens PD	Adult Male	0	0	0	0	0	1	0	0	1	1

		Crimes Against Persons					Crimes Against Property				Total	
		Assault Offenses	Forcible Sex Offenses	Murder	Other Crimes Against Persons	Total	Burglary/ B&E	Larceny	Other Crimes Against Property	Total		
<b>Wyoming County</b>	Mullens PD	<b>Total</b>	<b>0</b>	<b>0</b>	<b>0</b>	<b>0</b>	<b>0</b>	<b>1</b>	<b>0</b>	<b>0</b>	<b>1</b>	<b>1</b>
	Oceana PD	Adult Female	12	0	0	0	12	1	29	18	48	<b>60</b>
		Adult Male	20	1	1	0	22	2	28	25	55	<b>77</b>
		Juvenile Male	3	0	0	0	3	1	0	1	2	<b>5</b>
		<b>Total</b>	<b>35</b>	<b>1</b>	<b>1</b>	<b>0</b>	<b>37</b>	<b>4</b>	<b>57</b>	<b>44</b>	<b>105</b>	<b>142</b>
	Wyoming Co SO	Adult Female	4	0	0	0	4	0	0	1	1	<b>5</b>
		Adult Male	13	1	0	0	14	2	2	3	7	<b>21</b>
		Juvenile Male	2	0	0	0	2	0	0	0	0	<b>2</b>
		<b>Total</b>	<b>19</b>	<b>1</b>	<b>0</b>	<b>0</b>	<b>20</b>	<b>2</b>	<b>2</b>	<b>4</b>	<b>8</b>	<b>28</b>
	Total		<b>74</b>	<b>8</b>	<b>1</b>	<b>0</b>	<b>83</b>	<b>11</b>	<b>71</b>	<b>58</b>	<b>140</b>	<b>223</b>
	<b>Total</b>		<b>22,820</b>	<b>1,077</b>	<b>63</b>	<b>211</b>	<b>24,171</b>	<b>3,387</b>	<b>14,589</b>	<b>11,846</b>	<b>29,822</b>	<b>53,993</b>

# Offenses (Group "A") by Agency

2008

COUNTY

AGENCY

OFFENSE CATEGORY

OFFENSE

# OF OFFENSES

**Barbour County TOTAL 375**

<u>Barbour Co SO</u>	<u>TOTAL</u>	<u>25</u>
<b>SEX OFFENSES, FORCIBLE</b>		<b>1</b>
Forcible Rape		1
<b>BURGLARY/BREAKING &amp; ENTERING</b>		<b>5</b>
Burglary/Breaking & Entering		5
<b>LARCENY/THEFT OFFENSES</b>		<b>9</b>
All Other Larceny		8
Theft of Motor Vehicle Parts/Accessories		1
<b>MOTOR VEHICLE THEFT</b>		<b>1</b>
Motor Vehicle Theft		1
<b>COUNTERFEITING/FORGERY</b>		<b>1</b>
Counterfeiting/Forgery		1
<b>DESTRUCTION/DAMAGE/VANDALISM OF PROPERTY</b>		<b>6</b>
Destruction/Damage/Vandalism of Property		6
<b>FRAUD OFFENSES</b>		<b>1</b>
False Pretenses/Swindle/Confidence Game		1
<b>STOLEN PROPERTY OFFENSES</b>		<b>1</b>
Stolen Property Offenses		1

<u>Belington PD</u>	<u>TOTAL</u>	<u>25</u>
<b>ASSAULT OFFENSES</b>		<b>15</b>
Intimidation		2
Simple Assault		13
<b>BURGLARY/BREAKING &amp; ENTERING</b>		<b>3</b>
Burglary/Breaking & Entering		3
<b>LARCENY/THEFT OFFENSES</b>		<b>5</b>
All Other Larceny		3
Shoplifting		1
Theft From Building		1
<b>DRUG/NARCOTIC OFFENSES</b>		<b>2</b>
Drug/Narcotic Violations		2

# Offenses (Group "A") by Agency

2008

COUNTY

AGENCY

OFFENSE CATEGORY

OFFENSE

# OF OFFENSES

<u>Philippi PD</u>	<u>TOTAL</u>	<u>102</u>
<b>HOMICIDE OFFENSES</b>		<b>1</b>
Murder and Nonnegligent Manslaughter		1
<b>SEX OFFENSES, FORCIBLE</b>		<b>2</b>
Forcible Fondling		1
Forcible Rape		1
<b>ASSAULT OFFENSES</b>		<b>29</b>
Aggravated Assault		4
Intimidation		2
Simple Assault		23
<b>BURGLARY/BREAKING &amp; ENTERING</b>		<b>3</b>
Burglary/Breaking & Entering		3
<b>LARCENY/THEFT OFFENSES</b>		<b>38</b>
All Other Larceny		1
Shoplifting		13
Theft From Building		12
Theft From Motor Vehicle		8
Theft of Motor Vehicle Parts/Accessories		4
<b>MOTOR VEHICLE THEFT</b>		<b>2</b>
Motor Vehicle Theft		2
<b>DESTRUCTION/DAMAGE/VANDALISM OF PROPERTY</b>		<b>11</b>
Destruction/Damage/Vandalism of Property		11
<b>EMBEZZLEMENT</b>		<b>1</b>
Embezzlement		1
<b>FRAUD OFFENSES</b>		<b>3</b>
Credit Card/Automatic Teller Fraud		1
False Pretenses/Swindle/Confidence Game		2
<b>DRUG/NARCOTIC OFFENSES</b>		<b>12</b>
Drug/Narcotic Violations		12

# Offenses (Group "A") by Agency

2008

COUNTY

AGENCY

OFFENSE CATEGORY

OFFENSE

# OF OFFENSES

<u>Philippi SP</u>	<u>TOTAL</u>	<u>223</u>
<b>SEX OFFENSES, FORCIBLE</b>		<b>6</b>
Forcible Fondling		3
Forcible Rape		2
Sexual Assault With An Object		1
<b>ASSAULT OFFENSES</b>		<b>64</b>
Aggravated Assault		19
Intimidation		16
Simple Assault		29
<b>BURGLARY/BREAKING &amp; ENTERING</b>		<b>30</b>
Burglary/Breaking & Entering		30
<b>LARCENY/THEFT OFFENSES</b>		<b>50</b>
All Other Larceny		20
Pocket-picking		2
Shoplifting		2
Theft From Building		12
Theft From Coin Operated Machine or Device		1
Theft From Motor Vehicle		7
Theft of Motor Vehicle Parts/Accessories		6
<b>MOTOR VEHICLE THEFT</b>		<b>9</b>
Motor Vehicle Theft		9
<b>ARSON</b>		<b>2</b>
Arson		2
<b>COUNTERFEITING/FORGERY</b>		<b>2</b>
Counterfeiting/Forgery		2
<b>DESTRUCTION/DAMAGE/VANDALISM OF PROPERTY</b>		<b>42</b>
Destruction/Damage/Vandalism of Property		42
<b>FRAUD OFFENSES</b>		<b>5</b>
False Pretenses/Swindle/Confidence Game		1
Impersonation		5
<b>STOLEN PROPERTY OFFENSES</b>		<b>1</b>
Stolen Property Offenses		1
<b>DRUG/NARCOTIC OFFENSES</b>		<b>8</b>
Drug/Narcotic Violations		8
<b>WEAPON LAW VIOLATIONS</b>		<b>3</b>
Weapon Law Violations		3



# Offenses (Group "A") by Agency

---

2008

COUNTY

AGENCY

OFFENSE CATEGORY

OFFENSE

# OF OFFENSES

---

Berkeley	County TOTAL	6327
----------	--------------	------

# Offenses (Group "A") by Agency

2008

COUNTY

AGENCY

OFFENSE CATEGORY

OFFENSE

# OF OFFENSES

<u>Berkeley Co SO</u>	<u>TOTAL</u>	<u>2,148</u>
<b>HOMICIDE OFFENSES</b>		<b>2</b>
Murder and Nonnegligent Manslaughter		2
<b>SEX OFFENSES, FORCIBLE</b>		<b>31</b>
Forcible Fondling		6
Sexual Assault With An Object		25
<b>SEX OFFENSES, NONFORCIBLE</b>		<b>1</b>
Statutory Rape		1
<b>ASSAULT OFFENSES</b>		<b>536</b>
Aggravated Assault		32
Intimidation		89
Simple Assault		430
<b>KIDNAPING/ABDUCTION</b>		<b>1</b>
Kidnaping/Abduction		1
<b>ROBBERY</b>		<b>23</b>
Robbery		23
<b>BURGLARY/BREAKING &amp; ENTERING</b>		<b>349</b>
Burglary/Breaking & Entering		349
<b>LARCENY/THEFT OFFENSES</b>		<b>793</b>
All Other Larceny		680
Shoplifting		64
Theft From Building		2
Theft From Motor Vehicle		47
<b>MOTOR VEHICLE THEFT</b>		<b>58</b>
Motor Vehicle Theft		58
<b>ARSON</b>		<b>13</b>
Arson		13
<b>COUNTERFEITING/FORGERY</b>		<b>38</b>
Counterfeiting/Forgery		38
<b>DESTRUCTION/DAMAGE/VANDALISM OF PROPERTY</b>		<b>124</b>
Destruction/Damage/Vandalism of Property		124
<b>EMBEZZLEMENT</b>		<b>5</b>
Embezzlement		5
<b>FRAUD OFFENSES</b>		<b>57</b>
Credit Card/Automatic Teller Fraud		30
False Pretenses/Swindle/Confidence Game		26
Impersonation		1

# Offenses (Group "A") by Agency

2008

COUNTY

AGENCY

OFFENSE CATEGORY

OFFENSE

# OF OFFENSES

COUNTY	AGENCY	OFFENSE CATEGORY	OFFENSE	# OF OFFENSES
		<b>STOLEN PROPERTY OFFENSES</b>		<b>10</b>
			Stolen Property Offenses	10
		<b>DRUG/NARCOTIC OFFENSES</b>		<b>78</b>
			Drug Equipment Violations	2
			Drug/Narcotic Violations	77
		<b>PORNOGRAPHY/OBSCENE MATERIAL</b>		<b>1</b>
			Pornography/Obscene Material	1
		<b>WEAPON LAW VIOLATIONS</b>		<b>12</b>
			Weapon Law Violations	12
<b>DNR - 2 - Berkeley</b>		<b>TOTAL</b>		<b>4</b>
		<b>WEAPON LAW VIOLATIONS</b>		<b>4</b>
			Weapon Law Violations	4

# Offenses (Group "A") by Agency

2008

COUNTY

AGENCY

OFFENSE CATEGORY

OFFENSE

# OF OFFENSES

<u>Martinsburg PD</u>	<u>TOTAL</u>	<u>2,314</u>
<b>SEX OFFENSES, FORCIBLE</b>		<b>15</b>
Forcible Fondling		1
Forcible Rape		5
Forcible Sodomy		3
Sexual Assault With An Object		6
<b>ASSAULT OFFENSES</b>		<b>377</b>
Aggravated Assault		63
Intimidation		33
Simple Assault		300
<b>KIDNAPING/ABDUCTION</b>		<b>3</b>
Kidnaping/Abduction		3
<b>ROBBERY</b>		<b>34</b>
Robbery		34
<b>BURGLARY/BREAKING &amp; ENTERING</b>		<b>110</b>
Burglary/Breaking & Entering		110
<b>LARCENY/THEFT OFFENSES</b>		<b>980</b>
All Other Larceny		391
Purse-snatching		1
Shoplifting		436
Theft From Motor Vehicle		127
Theft of Motor Vehicle Parts/Accessories		33
<b>MOTOR VEHICLE THEFT</b>		<b>47</b>
Motor Vehicle Theft		47
<b>ARSON</b>		<b>10</b>
Arson		10
<b>COUNTERFEITING/FORGERY</b>		<b>40</b>
Counterfeiting/Forgery		40
<b>DESTRUCTION/DAMAGE/VANDALISM OF PROPERTY</b>		<b>126</b>
Destruction/Damage/Vandalism of Property		126
<b>EMBEZZLEMENT</b>		<b>19</b>
Embezzlement		19
<b>FRAUD OFFENSES</b>		<b>56</b>
Credit Card/Automatic Teller Fraud		24
False Pretenses/Swindle/Confidence Game		30
Impersonation		2

# Offenses (Group "A") by Agency

2008

COUNTY

AGENCY

OFFENSE CATEGORY

OFFENSE

# OF OFFENSES

---

<b>STOLEN PROPERTY OFFENSES</b>	<b>33</b>
Stolen Property Offenses	33
<b>DRUG/NARCOTIC OFFENSES</b>	<b>399</b>
Drug/Narcotic Violations	399
<b>PORNOGRAPHY/OBSCENE MATERIAL</b>	<b>1</b>
Pornography/Obscene Material	1
<b>PROSTITUTION OFFENSES</b>	<b>11</b>
Assisting or Promoting Prostitution	6
Prostitution	5
<b>WEAPON LAW VIOLATIONS</b>	<b>26</b>
Weapon Law Violations	26

# Offenses (Group "A") by Agency

2008

COUNTY

AGENCY

OFFENSE CATEGORY

OFFENSE

# OF OFFENSES

<u>Martinsburg SP</u>	<u>TOTAL</u>	<u>1,608</u>
<b>HOMICIDE OFFENSES</b>		<b>1</b>
Murder and Nonnegligent Manslaughter		1
<b>SEX OFFENSES, FORCIBLE</b>		<b>23</b>
Forcible Fondling		9
Forcible Rape		12
Forcible Sodomy		1
Sexual Assault With An Object		1
<b>SEX OFFENSES, NONFORCIBLE</b>		<b>1</b>
Statutory Rape		1
<b>ASSAULT OFFENSES</b>		<b>333</b>
Aggravated Assault		67
Intimidation		70
Simple Assault		205
<b>KIDNAPING/ABDUCTION</b>		<b>2</b>
Kidnaping/Abduction		2
<b>ROBBERY</b>		<b>6</b>
Robbery		6
<b>BURGLARY/BREAKING &amp; ENTERING</b>		<b>185</b>
Burglary/Breaking & Entering		185
<b>LARCENY/THEFT OFFENSES</b>		<b>401</b>
All Other Larceny		121
Shoplifting		41
Theft From Building		49
Theft From Motor Vehicle		83
Theft of Motor Vehicle Parts/Accessories		115
<b>MOTOR VEHICLE THEFT</b>		<b>50</b>
Motor Vehicle Theft		50
<b>ARSON</b>		<b>5</b>
Arson		5
<b>COUNTERFEITING/FORGERY</b>		<b>46</b>
Counterfeiting/Forgery		46
<b>DESTRUCTION/DAMAGE/VANDALISM OF PROPERTY</b>		<b>176</b>
Destruction/Damage/Vandalism of Property		176
<b>EMBEZZLEMENT</b>		<b>3</b>
Embezzlement		3
<b>FRAUD OFFENSES</b>		<b>33</b>

# Offenses (Group "A") by Agency

2008

COUNTY

AGENCY

OFFENSE CATEGORY

OFFENSE

# OF OFFENSES

	Credit Card/Automatic Teller Fraud	5
	False Pretenses/Swindle/Confidence Game	22
	Impersonation	6
	<b>STOLEN PROPERTY OFFENSES</b>	<b>23</b>
	Stolen Property Offenses	23
	<b>DRUG/NARCOTIC OFFENSES</b>	<b>284</b>
	Drug Equipment Violations	1
	Drug/Narcotic Violations	284
	<b>WEAPON LAW VIOLATIONS</b>	<b>18</b>
	Weapon Law Violations	18
<b>tf Eastern Panhandle Drug &amp; Vio</b>	<b>TOTAL</b>	<b>253</b>
	<b>EMBEZZLEMENT</b>	<b>1</b>
	Embezzlement	1
	<b>EXTORTION/BLACKMAIL</b>	<b>1</b>
	Extortion/Blackmail	1
	<b>DRUG/NARCOTIC OFFENSES</b>	<b>250</b>
	Drug/Narcotic Violations	250
	<b>WEAPON LAW VIOLATIONS</b>	<b>1</b>
	Weapon Law Violations	1
<b>Boone</b>	<b>County TOTAL</b>	<b>930</b>

# Offenses (Group "A") by Agency

2008

COUNTY

AGENCY

OFFENSE CATEGORY

OFFENSE

# OF OFFENSES

<u>Boone Co SO</u>	<u>TOTAL</u>	<u>167</u>
<b>SEX OFFENSES, FORCIBLE</b>		<b>4</b>
Sexual Assault With An Object		4
<b>SEX OFFENSES, NONFORCIBLE</b>		<b>1</b>
Statutory Rape		1
<b>ASSAULT OFFENSES</b>		<b>47</b>
Aggravated Assault		12
Intimidation		12
Simple Assault		23
<b>KIDNAPING/ABDUCTION</b>		<b>1</b>
Kidnaping/Abduction		1
<b>ROBBERY</b>		<b>1</b>
Robbery		1
<b>BURGLARY/BREAKING &amp; ENTERING</b>		<b>24</b>
Burglary/Breaking & Entering		24
<b>LARCENY/THEFT OFFENSES</b>		<b>40</b>
All Other Larceny		30
Shoplifting		2
Theft From Building		1
Theft From Coin Operated Machine or Device		1
Theft From Motor Vehicle		5
Theft of Motor Vehicle Parts/Accessories		1
<b>MOTOR VEHICLE THEFT</b>		<b>22</b>
Motor Vehicle Theft		22
<b>ARSON</b>		<b>2</b>
Arson		2
<b>DESTRUCTION/DAMAGE/VANDALISM OF PROPERTY</b>		<b>22</b>
Destruction/Damage/Vandalism of Property		22
<b>FRAUD OFFENSES</b>		<b>2</b>
Credit Card/Automatic Teller Fraud		1
False Pretenses/Swindle/Confidence Game		1
<b>DRUG/NARCOTIC OFFENSES</b>		<b>1</b>
Drug/Narcotic Violations		1



# Offenses (Group "A") by Agency

2008

COUNTY

AGENCY

OFFENSE CATEGORY

OFFENSE

# OF OFFENSES

<u>Danville PD</u>	<u>TOTAL</u>	<u>18</u>
<b>ASSAULT OFFENSES</b>		<b>3</b>
Simple Assault		3
<b>BURGLARY/BREAKING &amp; ENTERING</b>		<b>2</b>
Burglary/Breaking & Entering		2
<b>LARCENY/THEFT OFFENSES</b>		<b>5</b>
Shoplifting		4
Theft From Building		1
<b>COUNTERFEITING/FORGERY</b>		<b>1</b>
Counterfeiting/Forgery		1
<b>DESTRUCTION/DAMAGE/VANDALISM OF PROPERTY</b>		<b>3</b>
Destruction/Damage/Vandalism of Property		3
<b>FRAUD OFFENSES</b>		<b>1</b>
False Pretenses/Swindle/Confidence Game		1
<b>DRUG/NARCOTIC OFFENSES</b>		<b>3</b>
Drug/Narcotic Violations		3

# Offenses (Group "A") by Agency

2008

COUNTY

AGENCY

OFFENSE CATEGORY

OFFENSE

# OF OFFENSES

<u>Danville SP</u>	<u>TOTAL</u>	<u>562</u>
<b>SEX OFFENSES, FORCIBLE</b>		<b>4</b>
Forcible Fondling		2
Forcible Rape		1
Forcible Sodomy		1
<b>ASSAULT OFFENSES</b>		<b>121</b>
Aggravated Assault		21
Intimidation		27
Simple Assault		74
<b>KIDNAPING/ABDUCTION</b>		<b>1</b>
Kidnaping/Abduction		1
<b>ROBBERY</b>		<b>3</b>
Robbery		3
<b>BURGLARY/BREAKING &amp; ENTERING</b>		<b>48</b>
Burglary/Breaking & Entering		48
<b>LARCENY/THEFT OFFENSES</b>		<b>178</b>
All Other Larceny		94
Pocket-picking		2
Purse-snatching		1
Shoplifting		22
Theft From Building		17
Theft From Coin Operated Machine or Device		1
Theft From Motor Vehicle		1
Theft of Motor Vehicle Parts/Accessories		40
<b>MOTOR VEHICLE THEFT</b>		<b>19</b>
Motor Vehicle Theft		19
<b>ARSON</b>		<b>1</b>
Arson		1
<b>COUNTERFEITING/FORGERY</b>		<b>24</b>
Counterfeiting/Forgery		24
<b>DESTRUCTION/DAMAGE/VANDALISM OF PROPERTY</b>		<b>80</b>
Destruction/Damage/Vandalism of Property		80
<b>FRAUD OFFENSES</b>		<b>25</b>
Credit Card/Automatic Teller Fraud		3
False Pretenses/Swindle/Confidence Game		17
Impersonation		4

# Offenses (Group "A") by Agency

2008

COUNTY

AGENCY

OFFENSE CATEGORY

OFFENSE

# OF OFFENSES

	Welfare Fraud	1
	<b>STOLEN PROPERTY OFFENSES</b>	<b>7</b>
	Stolen Property Offenses	7
	<b>DRUG/NARCOTIC OFFENSES</b>	<b>46</b>
	Drug Equipment Violations	3
	Drug/Narcotic Violations	43
	<b>WEAPON LAW VIOLATIONS</b>	<b>4</b>
	Weapon Law Violations	4
<b>DNR - 5 - Boone</b>	<b>TOTAL</b>	<b>7</b>
	<b>DRUG/NARCOTIC OFFENSES</b>	<b>7</b>
	Drug/Narcotic Violations	7
<b>Madison PD</b>	<b>TOTAL</b>	<b>7</b>
	<b>ASSAULT OFFENSES</b>	<b>2</b>
	Aggravated Assault	1
	Intimidation	2
	<b>BURGLARY/BREAKING &amp; ENTERING</b>	<b>1</b>
	Burglary/Breaking & Entering	1
	<b>LARCENY/THEFT OFFENSES</b>	<b>1</b>
	Shoplifting	1
	<b>DESTRUCTION/DAMAGE/VANDALISM OF PROPERTY</b>	<b>1</b>
	Destruction/Damage/Vandalism of Property	1
	<b>WEAPON LAW VIOLATIONS</b>	<b>1</b>
	Weapon Law Violations	1

# Offenses (Group "A") by Agency

2008

COUNTY

AGENCY

OFFENSE CATEGORY

OFFENSE

# OF OFFENSES

<u>Whitesville SP</u>	<u>TOTAL</u>	<u>169</u>
<b>ASSAULT OFFENSES</b>		<b>28</b>
Aggravated Assault		5
Intimidation		9
Simple Assault		14
<b>BURGLARY/BREAKING &amp; ENTERING</b>		<b>23</b>
Burglary/Breaking & Entering		23
<b>LARCENY/THEFT OFFENSES</b>		<b>51</b>
All Other Larceny		38
Shoplifting		2
Theft From Building		1
Theft From Motor Vehicle		6
Theft of Motor Vehicle Parts/Accessories		4
<b>MOTOR VEHICLE THEFT</b>		<b>3</b>
Motor Vehicle Theft		3
<b>ARSON</b>		<b>3</b>
Arson		3
<b>DESTRUCTION/DAMAGE/VANDALISM OF PROPERTY</b>		<b>22</b>
Destruction/Damage/Vandalism of Property		22
<b>EMBEZZLEMENT</b>		<b>1</b>
Embezzlement		1
<b>FRAUD OFFENSES</b>		<b>4</b>
Credit Card/Automatic Teller Fraud		1
False Pretenses/Swindle/Confidence Game		3
Impersonation		1
<b>STOLEN PROPERTY OFFENSES</b>		<b>3</b>
Stolen Property Offenses		3
<b>DRUG/NARCOTIC OFFENSES</b>		<b>25</b>
Drug Equipment Violations		3
Drug/Narcotic Violations		25
<b>WEAPON LAW VIOLATIONS</b>		<b>2</b>
Weapon Law Violations		2
<b>Braxton County TOTAL</b>		<b>521</b>

# Offenses (Group "A") by Agency

2008

COUNTY

AGENCY

OFFENSE CATEGORY

OFFENSE

# OF OFFENSES

<u>Braxton Co SO</u>	<u>TOTAL</u>	<u>149</u>
<b>SEX OFFENSES, FORCIBLE</b>		<b>1</b>
Forcible Rape		1
<b>ASSAULT OFFENSES</b>		<b>34</b>
Aggravated Assault		18
Intimidation		11
Simple Assault		9
<b>BURGLARY/BREAKING &amp; ENTERING</b>		<b>19</b>
Burglary/Breaking & Entering		19
<b>LARCENY/THEFT OFFENSES</b>		<b>18</b>
All Other Larceny		15
Shoplifting		1
Theft From Building		1
Theft of Motor Vehicle Parts/Accessories		1
<b>MOTOR VEHICLE THEFT</b>		<b>4</b>
Motor Vehicle Theft		4
<b>COUNTERFEITING/FORGERY</b>		<b>1</b>
Counterfeiting/Forgery		1
<b>DESTRUCTION/DAMAGE/VANDALISM OF PROPERTY</b>		<b>12</b>
Destruction/Damage/Vandalism of Property		12
<b>FRAUD OFFENSES</b>		<b>6</b>
False Pretenses/Swindle/Confidence Game		6
<b>STOLEN PROPERTY OFFENSES</b>		<b>2</b>
Stolen Property Offenses		2
<b>DRUG/NARCOTIC OFFENSES</b>		<b>45</b>
Drug/Narcotic Violations		45
<b>WEAPON LAW VIOLATIONS</b>		<b>3</b>
Weapon Law Violations		3

# Offenses (Group "A") by Agency

2008

COUNTY

AGENCY

OFFENSE CATEGORY

OFFENSE

# OF OFFENSES

<u>Sutton SP</u>	<u>TOTAL</u>	<u>372</u>
<b>HOMICIDE OFFENSES</b>		<b>1</b>
Murder and Nonnegligent Manslaughter		1
<b>SEX OFFENSES, FORCIBLE</b>		<b>4</b>
Forcible Fondling		2
Forcible Sodomy		1
Sexual Assault With An Object		1
<b>SEX OFFENSES, NONFORCIBLE</b>		<b>1</b>
Incest		1
<b>ASSAULT OFFENSES</b>		<b>65</b>
Aggravated Assault		17
Intimidation		10
Simple Assault		38
<b>BURGLARY/BREAKING &amp; ENTERING</b>		<b>19</b>
Burglary/Breaking & Entering		19
<b>LARCENY/THEFT OFFENSES</b>		<b>80</b>
All Other Larceny		25
Purse-snatching		1
Shoplifting		3
Theft From Building		16
Theft From Coin Operated Machine or Device		2
Theft From Motor Vehicle		18
Theft of Motor Vehicle Parts/Accessories		15
<b>MOTOR VEHICLE THEFT</b>		<b>9</b>
Motor Vehicle Theft		9
<b>ARSON</b>		<b>4</b>
Arson		4
<b>COUNTERFEITING/FORGERY</b>		<b>5</b>
Counterfeiting/Forgery		5
<b>DESTRUCTION/DAMAGE/VANDALISM OF PROPERTY</b>		<b>68</b>
Destruction/Damage/Vandalism of Property		68
<b>EMBEZZLEMENT</b>		<b>1</b>
Embezzlement		1
<b>FRAUD OFFENSES</b>		<b>16</b>
False Pretenses/Swindle/Confidence Game		15
Impersonation		1

# Offenses (Group "A") by Agency

2008

COUNTY

AGENCY

OFFENSE CATEGORY

OFFENSE

# OF OFFENSES

<b>STOLEN PROPERTY OFFENSES</b>	<b>3</b>
Stolen Property Offenses	3
<b>DRUG/NARCOTIC OFFENSES</b>	<b>92</b>
Drug/Narcotic Violations	92
<b>WEAPON LAW VIOLATIONS</b>	<b>4</b>
Weapon Law Violations	4

**Brooke County TOTAL 544**

<b>Bethany PD</b>	<b>TOTAL</b>	<b>10</b>
<b>ASSAULT OFFENSES</b>		<b>5</b>
Aggravated Assault		1
Intimidation		2
Simple Assault		2
<b>BURGLARY/BREAKING &amp; ENTERING</b>		<b>1</b>
Burglary/Breaking & Entering		1
<b>COUNTERFEITING/FORGERY</b>		<b>1</b>
Counterfeiting/Forgery		1
<b>DESTRUCTION/DAMAGE/VANDALISM OF PROPERTY</b>		<b>2</b>
Destruction/Damage/Vandalism of Property		2
<b>DRUG/NARCOTIC OFFENSES</b>		<b>1</b>
Drug/Narcotic Violations		1

# Offenses (Group "A") by Agency

2008

COUNTY

AGENCY

OFFENSE CATEGORY

OFFENSE

# OF OFFENSES

<u>Brooke Co SO</u>	<u>TOTAL</u>	<u>277</u>
<b>SEX OFFENSES, FORCIBLE</b>		<b>1</b>
Forcible Fondling		1
<b>SEX OFFENSES, NONFORCIBLE</b>		<b>2</b>
Statutory Rape		2
<b>ASSAULT OFFENSES</b>		<b>72</b>
Aggravated Assault		8
Intimidation		13
Simple Assault		51
<b>ROBBERY</b>		<b>1</b>
Robbery		1
<b>BURGLARY/BREAKING &amp; ENTERING</b>		<b>45</b>
Burglary/Breaking & Entering		45
<b>LARCENY/THEFT OFFENSES</b>		<b>76</b>
All Other Larceny		50
Pocket-picking		1
Theft From Building		9
Theft From Coin Operated Machine or Device		1
Theft From Motor Vehicle		14
Theft of Motor Vehicle Parts/Accessories		1
<b>MOTOR VEHICLE THEFT</b>		<b>12</b>
Motor Vehicle Theft		12
<b>ARSON</b>		<b>1</b>
Arson		1
<b>COUNTERFEITING/FORGERY</b>		<b>3</b>
Counterfeiting/Forgery		3
<b>DESTRUCTION/DAMAGE/VANDALISM OF PROPERTY</b>		<b>34</b>
Destruction/Damage/Vandalism of Property		34
<b>EMBEZZLEMENT</b>		<b>1</b>
Embezzlement		1
<b>FRAUD OFFENSES</b>		<b>13</b>
Credit Card/Automatic Teller Fraud		2
False Pretenses/Swindle/Confidence Game		7
Impersonation		4
<b>STOLEN PROPERTY OFFENSES</b>		<b>2</b>
Stolen Property Offenses		2
<b>DRUG/NARCOTIC OFFENSES</b>		<b>14</b>



# Offenses (Group "A") by Agency

2008

COUNTY

AGENCY

OFFENSE CATEGORY

OFFENSE

# OF OFFENSES

		# OF OFFENSES
	Drug/Narcotic Violations	14
<b>Follansbee PD</b>	<b>TOTAL</b>	<b>95</b>
	<b>SEX OFFENSES, FORCIBLE</b>	<b>2</b>
	Forcible Fondling	1
	Forcible Sodomy	1
	<b>ASSAULT OFFENSES</b>	<b>21</b>
	Aggravated Assault	4
	Intimidation	5
	Simple Assault	12
	<b>ROBBERY</b>	<b>1</b>
	Robbery	1
	<b>BURGLARY/BREAKING &amp; ENTERING</b>	<b>14</b>
	Burglary/Breaking & Entering	14
	<b>LARCENY/THEFT OFFENSES</b>	<b>27</b>
	All Other Larceny	4
	Pocket-picking	3
	Purse-snatching	1
	Shoplifting	1
	Theft From Building	7
	Theft From Motor Vehicle	11
	<b>MOTOR VEHICLE THEFT</b>	<b>5</b>
	Motor Vehicle Theft	5
	<b>DESTRUCTION/DAMAGE/VANDALISM OF PROPERTY</b>	<b>14</b>
	Destruction/Damage/Vandalism of Property	14
	<b>FRAUD OFFENSES</b>	<b>2</b>
	False Pretenses/Swindle/Confidence Game	1
	Impersonation	1
	<b>DRUG/NARCOTIC OFFENSES</b>	<b>9</b>
	Drug/Narcotic Violations	9

# Offenses (Group "A") by Agency

2008

COUNTY

AGENCY

OFFENSE CATEGORY

OFFENSE

# OF OFFENSES

<u>Wellsburg PD</u>	<u>TOTAL</u>	<u>111</u>
<b>SEX OFFENSES, FORCIBLE</b>		<b>1</b>
Forcible Fondling		1
<b>SEX OFFENSES, NONFORCIBLE</b>		<b>1</b>
Statutory Rape		1
<b>ASSAULT OFFENSES</b>		<b>16</b>
Aggravated Assault		2
Intimidation		3
Simple Assault		11
<b>KIDNAPING/ABDUCTION</b>		<b>1</b>
Kidnaping/Abduction		1
<b>ROBBERY</b>		<b>1</b>
Robbery		1
<b>BURGLARY/BREAKING &amp; ENTERING</b>		<b>20</b>
Burglary/Breaking & Entering		20
<b>LARCENY/THEFT OFFENSES</b>		<b>31</b>
All Other Larceny		21
Shoplifting		1
Theft From Motor Vehicle		9
<b>MOTOR VEHICLE THEFT</b>		<b>4</b>
Motor Vehicle Theft		4
<b>ARSON</b>		<b>1</b>
Arson		1
<b>COUNTERFEITING/FORGERY</b>		<b>3</b>
Counterfeiting/Forgery		3
<b>DESTRUCTION/DAMAGE/VANDALISM OF PROPERTY</b>		<b>17</b>
Destruction/Damage/Vandalism of Property		17
<b>FRAUD OFFENSES</b>		<b>10</b>
Credit Card/Automatic Teller Fraud		1
False Pretenses/Swindle/Confidence Game		8
Impersonation		2
<b>DRUG/NARCOTIC OFFENSES</b>		<b>3</b>
Drug/Narcotic Violations		3
<b>WEAPON LAW VIOLATIONS</b>		<b>1</b>
Weapon Law Violations		1

# Offenses (Group "A") by Agency

2008

COUNTY

AGENCY

OFFENSE CATEGORY

OFFENSE

# OF OFFENSES

<u>Wellsburg SP</u>	<u>TOTAL</u>	<u>51</u>
<b>SEX OFFENSES, FORCIBLE</b>		<b>2</b>
Forcible Fondling		1
Forcible Rape		1
<b>SEX OFFENSES, NONFORCIBLE</b>		<b>2</b>
Incest		2
<b>ASSAULT OFFENSES</b>		<b>8</b>
Aggravated Assault		2
Intimidation		3
Simple Assault		3
<b>BURGLARY/BREAKING &amp; ENTERING</b>		<b>5</b>
Burglary/Breaking & Entering		5
<b>LARCENY/THEFT OFFENSES</b>		<b>9</b>
All Other Larceny		5
Theft of Motor Vehicle Parts/Accessories		4
<b>MOTOR VEHICLE THEFT</b>		<b>3</b>
Motor Vehicle Theft		3
<b>COUNTERFEITING/FORGERY</b>		<b>1</b>
Counterfeiting/Forgery		1
<b>DESTRUCTION/DAMAGE/VANDALISM OF PROPERTY</b>		<b>4</b>
Destruction/Damage/Vandalism of Property		4
<b>FRAUD OFFENSES</b>		<b>5</b>
Credit Card/Automatic Teller Fraud		2
False Pretenses/Swindle/Confidence Game		2
Impersonation		1
<b>DRUG/NARCOTIC OFFENSES</b>		<b>11</b>
Drug/Narcotic Violations		11
<b>WEAPON LAW VIOLATIONS</b>		<b>1</b>
Weapon Law Violations		1
<b>Cabell County TOTAL</b>		<b>10269</b>

# Offenses (Group "A") by Agency

2008

COUNTY

AGENCY

OFFENSE CATEGORY

OFFENSE

# OF OFFENSES

<u>Barboursville PD</u>	<u>TOTAL</u>	<u>631</u>
<b>SEX OFFENSES, FORCIBLE</b>		<b>2</b>
Forcible Fondling		2
<b>ASSAULT OFFENSES</b>		<b>75</b>
Aggravated Assault		9
Intimidation		5
Simple Assault		61
<b>ROBBERY</b>		<b>8</b>
Robbery		8
<b>BURGLARY/BREAKING &amp; ENTERING</b>		<b>33</b>
Burglary/Breaking & Entering		33
<b>LARCENY/THEFT OFFENSES</b>		<b>353</b>
All Other Larceny		44
Shoplifting		268
Theft From Building		9
Theft From Coin Operated Machine or Device		1
Theft From Motor Vehicle		14
Theft of Motor Vehicle Parts/Accessories		18
<b>MOTOR VEHICLE THEFT</b>		<b>2</b>
Motor Vehicle Theft		2
<b>ARSON</b>		<b>3</b>
Arson		3
<b>COUNTERFEITING/FORGERY</b>		<b>6</b>
Counterfeiting/Forgery		6
<b>DESTRUCTION/DAMAGE/VANDALISM OF PROPERTY</b>		<b>67</b>
Destruction/Damage/Vandalism of Property		67
<b>EMBEZZLEMENT</b>		<b>22</b>
Embezzlement		22
<b>FRAUD OFFENSES</b>		<b>19</b>
Credit Card/Automatic Teller Fraud		4
False Pretenses/Swindle/Confidence Game		15
<b>STOLEN PROPERTY OFFENSES</b>		<b>2</b>
Stolen Property Offenses		2
<b>DRUG/NARCOTIC OFFENSES</b>		<b>32</b>
Drug Equipment Violations		2
Drug/Narcotic Violations		32
<b>WEAPON LAW VIOLATIONS</b>		<b>4</b>

# Offenses (Group "A") by Agency

---

2008

COUNTY

AGENCY

OFFENSE CATEGORY

OFFENSE

# OF OFFENSES

---

Weapon Law Violations

4

# Offenses (Group "A") by Agency

2008

COUNTY

AGENCY

OFFENSE CATEGORY

OFFENSE

# OF OFFENSES

<u>Cabell CO SO</u>	<u>TOTAL</u>	<u>2,055</u>
<b>HOMICIDE OFFENSES</b>		<b>1</b>
Murder and Nonnegligent Manslaughter		1
<b>SEX OFFENSES, FORCIBLE</b>		<b>24</b>
Forcible Fondling		11
Forcible Rape		9
Forcible Sodomy		4
Sexual Assault With An Object		1
<b>SEX OFFENSES, NONFORCIBLE</b>		<b>4</b>
Statutory Rape		4
<b>ASSAULT OFFENSES</b>		<b>432</b>
Aggravated Assault		23
Intimidation		7
Simple Assault		402
<b>KIDNAPING/ABDUCTION</b>		<b>5</b>
Kidnaping/Abduction		5
<b>ROBBERY</b>		<b>22</b>
Robbery		22
<b>BURGLARY/BREAKING &amp; ENTERING</b>		<b>220</b>
Burglary/Breaking & Entering		220
<b>LARCENY/THEFT OFFENSES</b>		<b>588</b>
All Other Larceny		309
Purse-snatching		1
Shoplifting		78
Theft From Coin Operated Machine or Device		1
Theft From Motor Vehicle		148
Theft of Motor Vehicle Parts/Accessories		51
<b>MOTOR VEHICLE THEFT</b>		<b>65</b>
Motor Vehicle Theft		65
<b>ARSON</b>		<b>6</b>
Arson		6
<b>COUNTERFEITING/FORGERY</b>		<b>39</b>
Counterfeiting/Forgery		39
<b>DESTRUCTION/DAMAGE/VANDALISM OF PROPERTY</b>		<b>406</b>
Destruction/Damage/Vandalism of Property		406
<b>EMBEZZLEMENT</b>		<b>16</b>
Embezzlement		16

# Offenses (Group "A") by Agency

2008

COUNTY

AGENCY

OFFENSE CATEGORY

OFFENSE

# OF OFFENSES

	# OF OFFENSES
<b>FRAUD OFFENSES</b>	<b>69</b>
Credit Card/Automatic Teller Fraud	28
False Pretenses/Swindle/Confidence Game	36
Impersonation	5
<b>STOLEN PROPERTY OFFENSES</b>	<b>11</b>
Stolen Property Offenses	11
<b>DRUG/NARCOTIC OFFENSES</b>	<b>133</b>
Drug/Narcotic Violations	133
<b>WEAPON LAW VIOLATIONS</b>	<b>13</b>
Weapon Law Violations	13
<b>DNR - 5 - Cabell</b>	<b>TOTAL</b>
	<b>1</b>
<b>DRUG/NARCOTIC OFFENSES</b>	<b>1</b>
Drug/Narcotic Violations	1

# Offenses (Group "A") by Agency

2008

COUNTY

AGENCY

OFFENSE CATEGORY

OFFENSE

# OF OFFENSES

<u>Huntington PD</u>	<u>TOTAL</u>	<u>5,906</u>
<b>HOMICIDE OFFENSES</b>		<b>7</b>
Murder and Nonnegligent Manslaughter		7
<b>SEX OFFENSES, FORCIBLE</b>		<b>78</b>
Forcible Fondling		17
Forcible Rape		46
Forcible Sodomy		2
Sexual Assault With An Object		13
<b>SEX OFFENSES, NONFORCIBLE</b>		<b>3</b>
Statutory Rape		3
<b>ASSAULT OFFENSES</b>		<b>914</b>
Aggravated Assault		88
Simple Assault		826
<b>KIDNAPING/ABDUCTION</b>		<b>8</b>
Kidnaping/Abduction		8
<b>ROBBERY</b>		<b>161</b>
Robbery		161
<b>BURGLARY/BREAKING &amp; ENTERING</b>		<b>993</b>
Burglary/Breaking & Entering		993
<b>LARCENY/THEFT OFFENSES</b>		<b>1,914</b>
All Other Larceny		1,229
Purse-snatching		5
Shoplifting		37
Theft From Building		23
Theft From Coin Operated Machine or Device		1
Theft From Motor Vehicle		617
Theft of Motor Vehicle Parts/Accessories		2
<b>MOTOR VEHICLE THEFT</b>		<b>264</b>
Motor Vehicle Theft		264
<b>ARSON</b>		<b>14</b>
Arson		14
<b>COUNTERFEITING/FORGERY</b>		<b>98</b>
Counterfeiting/Forgery		98
<b>DESTRUCTION/DAMAGE/VANDALISM OF PROPERTY</b>		<b>1,016</b>
Destruction/Damage/Vandalism of Property		1,016
<b>EMBEZZLEMENT</b>		<b>21</b>
Embezzlement		21



# Offenses (Group "A") by Agency

2008

COUNTY

AGENCY

OFFENSE CATEGORY

OFFENSE

# OF OFFENSES

---

<b>FRAUD OFFENSES</b>	<b>132</b>
Credit Card/Automatic Teller Fraud	11
False Pretenses/Swindle/Confidence Game	119
Impersonation	1
Welfare Fraud	1
<b>STOLEN PROPERTY OFFENSES</b>	<b>2</b>
Stolen Property Offenses	2
<b>DRUG/NARCOTIC OFFENSES</b>	<b>216</b>
Drug/Narcotic Violations	216
<b>PROSTITUTION OFFENSES</b>	<b>50</b>
Prostitution	50
<b>WEAPON LAW VIOLATIONS</b>	<b>15</b>
Weapon Law Violations	15

# Offenses (Group "A") by Agency

2008

COUNTY

AGENCY

OFFENSE CATEGORY

OFFENSE

# OF OFFENSES

<u>Huntington SP</u>	<u>TOTAL</u>	<u>1,267</u>
<b>SEX OFFENSES, FORCIBLE</b>		<b>9</b>
Forcible Fondling		4
Forcible Rape		5
<b>SEX OFFENSES, NONFORCIBLE</b>		<b>2</b>
Statutory Rape		2
<b>ASSAULT OFFENSES</b>		<b>216</b>
Aggravated Assault		15
Intimidation		26
Simple Assault		176
<b>KIDNAPING/ABDUCTION</b>		<b>1</b>
Kidnaping/Abduction		1
<b>ROBBERY</b>		<b>6</b>
Robbery		6
<b>BURGLARY/BREAKING &amp; ENTERING</b>		<b>114</b>
Burglary/Breaking & Entering		114
<b>LARCENY/THEFT OFFENSES</b>		<b>525</b>
All Other Larceny		180
Purse-snatching		4
Shoplifting		169
Theft From Building		2
Theft From Coin Operated Machine or Device		1
Theft From Motor Vehicle		46
Theft of Motor Vehicle Parts/Accessories		123
<b>MOTOR VEHICLE THEFT</b>		<b>31</b>
Motor Vehicle Theft		31
<b>COUNTERFEITING/FORGERY</b>		<b>24</b>
Counterfeiting/Forgery		24
<b>DESTRUCTION/DAMAGE/VANDALISM OF PROPERTY</b>		<b>171</b>
Destruction/Damage/Vandalism of Property		171
<b>EMBEZZLEMENT</b>		<b>11</b>
Embezzlement		11
<b>EXTORTION/BLACKMAIL</b>		<b>1</b>
Extortion/Blackmail		1
<b>FRAUD OFFENSES</b>		<b>60</b>
Credit Card/Automatic Teller Fraud		27
False Pretenses/Swindle/Confidence Game		27

# Offenses (Group "A") by Agency

---

2008

COUNTY

AGENCY

OFFENSE CATEGORY

OFFENSE

# OF OFFENSES

---

Impersonation	6
<b>STOLEN PROPERTY OFFENSES</b>	<b>1</b>
Stolen Property Offenses	1
<b>DRUG/NARCOTIC OFFENSES</b>	<b>90</b>
Drug Equipment Violations	1
Drug/Narcotic Violations	89
<b>PROSTITUTION OFFENSES</b>	<b>1</b>
Assisting or Promoting Prostitution	1
<b>WEAPON LAW VIOLATIONS</b>	<b>3</b>
Weapon Law Violations	3

# Offenses (Group "A") by Agency

2008

COUNTY

AGENCY

OFFENSE CATEGORY

OFFENSE

# OF OFFENSES

<u>Marshall Univ Police</u>	<u>TOTAL</u>	<u>331</u>
<b>SEX OFFENSES, FORCIBLE</b>		<b>1</b>
Forcible Rape		1
<b>ASSAULT OFFENSES</b>		<b>32</b>
Aggravated Assault		3
Intimidation		14
Simple Assault		15
<b>ROBBERY</b>		<b>3</b>
Robbery		3
<b>BURGLARY/BREAKING &amp; ENTERING</b>		<b>13</b>
Burglary/Breaking & Entering		13
<b>LARCENY/THEFT OFFENSES</b>		<b>165</b>
All Other Larceny		21
Pocket-picking		1
Shoplifting		3
Theft From Building		100
Theft From Coin Operated Machine or Device		6
Theft From Motor Vehicle		29
Theft of Motor Vehicle Parts/Accessories		5
<b>MOTOR VEHICLE THEFT</b>		<b>2</b>
Motor Vehicle Theft		2
<b>COUNTERFEITING/FORGERY</b>		<b>3</b>
Counterfeiting/Forgery		3
<b>DESTRUCTION/DAMAGE/VANDALISM OF PROPERTY</b>		<b>62</b>
Destruction/Damage/Vandalism of Property		62
<b>FRAUD OFFENSES</b>		<b>12</b>
Credit Card/Automatic Teller Fraud		2
False Pretenses/Swindle/Confidence Game		10
<b>STOLEN PROPERTY OFFENSES</b>		<b>4</b>
Stolen Property Offenses		4
<b>DRUG/NARCOTIC OFFENSES</b>		<b>31</b>
Drug Equipment Violations		2
Drug/Narcotic Violations		29
<b>WEAPON LAW VIOLATIONS</b>		<b>3</b>
Weapon Law Violations		3

# Offenses (Group "A") by Agency

2008

COUNTY

AGENCY

OFFENSE CATEGORY

OFFENSE

# OF OFFENSES

<u>Milton PD</u>	<u>TOTAL</u>	<u>66</u>
<b>ASSAULT OFFENSES</b>		<b>14</b>
Intimidation		1
Simple Assault		13
<b>ROBBERY</b>		<b>1</b>
Robbery		1
<b>BURGLARY/BREAKING &amp; ENTERING</b>		<b>17</b>
Burglary/Breaking & Entering		17
<b>LARCENY/THEFT OFFENSES</b>		<b>26</b>
All Other Larceny		9
Shoplifting		4
Theft From Building		2
Theft From Coin Operated Machine or Device		1
Theft From Motor Vehicle		10
<b>MOTOR VEHICLE THEFT</b>		<b>2</b>
Motor Vehicle Theft		2
<b>DRUG/NARCOTIC OFFENSES</b>		<b>5</b>
Drug/Narcotic Violations		5
<b>WEAPON LAW VIOLATIONS</b>		<b>1</b>
Weapon Law Violations		1
<u>tf Huntington Drug &amp; Vio Crime</u>	<u>TOTAL</u>	<u>12</u>
<b>STOLEN PROPERTY OFFENSES</b>		<b>1</b>
Stolen Property Offenses		1
<b>DRUG/NARCOTIC OFFENSES</b>		<b>11</b>
Drug/Narcotic Violations		11
<b>Calhoun County TOTAL</b>		<b>263</b>

# Offenses (Group "A") by Agency

2008

COUNTY

AGENCY

OFFENSE CATEGORY

OFFENSE

# OF OFFENSES

<u>Grantsville SP</u>	<u>TOTAL</u>	<u>263</u>
<b>SEX OFFENSES, FORCIBLE</b>		<b>6</b>
Forcible Fondling		2
Forcible Rape		1
Sexual Assault With An Object		3
<b>SEX OFFENSES, NONFORCIBLE</b>		<b>1</b>
Incest		1
<b>ASSAULT OFFENSES</b>		<b>48</b>
Aggravated Assault		10
Intimidation		6
Simple Assault		32
<b>KIDNAPING/ABDUCTION</b>		<b>1</b>
Kidnaping/Abduction		1
<b>BURGLARY/BREAKING &amp; ENTERING</b>		<b>41</b>
Burglary/Breaking & Entering		41
<b>LARCENY/THEFT OFFENSES</b>		<b>42</b>
All Other Larceny		22
Theft From Building		6
Theft From Coin Operated Machine or Device		1
Theft From Motor Vehicle		6
Theft of Motor Vehicle Parts/Accessories		7
<b>MOTOR VEHICLE THEFT</b>		<b>17</b>
Motor Vehicle Theft		17
<b>ARSON</b>		<b>2</b>
Arson		2
<b>COUNTERFEITING/FORGERY</b>		<b>1</b>
Counterfeiting/Forgery		1
<b>DESTRUCTION/DAMAGE/VANDALISM OF PROPERTY</b>		<b>68</b>
Destruction/Damage/Vandalism of Property		68
<b>EMBEZZLEMENT</b>		<b>1</b>
Embezzlement		1
<b>FRAUD OFFENSES</b>		<b>7</b>
Credit Card/Automatic Teller Fraud		1
False Pretenses/Swindle/Confidence Game		4
Impersonation		2
<b>DRUG/NARCOTIC OFFENSES</b>		<b>28</b>
Drug/Narcotic Violations		28

# Offenses (Group "A") by Agency

2008

COUNTY

AGENCY

OFFENSE CATEGORY

OFFENSE

# OF OFFENSES

Clay County TOTAL 191

Clay SP	TOTAL	191
<b>SEX OFFENSES, FORCIBLE</b>		<b>10</b>
Forcible Fondling		5
Forcible Rape		3
Sexual Assault With An Object		2
<b>ASSAULT OFFENSES</b>		<b>50</b>
Aggravated Assault		12
Intimidation		10
Simple Assault		28
<b>BURGLARY/BREAKING &amp; ENTERING</b>		<b>32</b>
Burglary/Breaking & Entering		32
<b>LARCENY/THEFT OFFENSES</b>		<b>34</b>
All Other Larceny		18
Pocket-picking		1
Shoplifting		1
Theft From Motor Vehicle		3
Theft of Motor Vehicle Parts/Accessories		11
<b>MOTOR VEHICLE THEFT</b>		<b>15</b>
Motor Vehicle Theft		15
<b>ARSON</b>		<b>2</b>
Arson		2
<b>COUNTERFEITING/FORGERY</b>		<b>2</b>
Counterfeiting/Forgery		2
<b>DESTRUCTION/DAMAGE/VANDALISM OF PROPERTY</b>		<b>26</b>
Destruction/Damage/Vandalism of Property		26
<b>FRAUD OFFENSES</b>		<b>4</b>
Credit Card/Automatic Teller Fraud		1
False Pretenses/Swindle/Confidence Game		2
Impersonation		1
<b>STOLEN PROPERTY OFFENSES</b>		<b>1</b>
Stolen Property Offenses		1
<b>DRUG/NARCOTIC OFFENSES</b>		<b>13</b>
Drug/Narcotic Violations		13
<b>WEAPON LAW VIOLATIONS</b>		<b>2</b>
Weapon Law Violations		2

# Offenses (Group "A") by Agency

2008

COUNTY

AGENCY

OFFENSE CATEGORY

OFFENSE

# OF OFFENSES

**Doddridge County TOTAL 123**

<u>Doddridge Co SO</u>	<u>TOTAL</u>	<u>35</u>
<b>SEX OFFENSES, FORCIBLE</b>		<b>6</b>
Forcible Fondling		5
Forcible Rape		1
<b>SEX OFFENSES, NONFORCIBLE</b>		<b>1</b>
Incest		1
<b>ASSAULT OFFENSES</b>		<b>15</b>
Aggravated Assault		1
Intimidation		1
Simple Assault		13
<b>BURGLARY/BREAKING &amp; ENTERING</b>		<b>1</b>
Burglary/Breaking & Entering		1
<b>LARCENY/THEFT OFFENSES</b>		<b>3</b>
All Other Larceny		3
<b>MOTOR VEHICLE THEFT</b>		<b>2</b>
Motor Vehicle Theft		2
<b>DESTRUCTION/DAMAGE/VANDALISM OF PROPERTY</b>		<b>2</b>
Destruction/Damage/Vandalism of Property		2
<b>DRUG/NARCOTIC OFFENSES</b>		<b>4</b>
Drug Equipment Violations		1
Drug/Narcotic Violations		3
<b>WEAPON LAW VIOLATIONS</b>		<b>1</b>
Weapon Law Violations		1

<u>West Union PD</u>	<u>TOTAL</u>	<u>14</u>
<b>ASSAULT OFFENSES</b>		<b>2</b>
Simple Assault		2
<b>BURGLARY/BREAKING &amp; ENTERING</b>		<b>3</b>
Burglary/Breaking & Entering		3
<b>LARCENY/THEFT OFFENSES</b>		<b>6</b>
All Other Larceny		1
Purse-snatching		1
Theft From Building		4
<b>DESTRUCTION/DAMAGE/VANDALISM OF PROPERTY</b>		<b>3</b>
Destruction/Damage/Vandalism of Property		3



# Offenses (Group "A") by Agency

2008

COUNTY

AGENCY

OFFENSE CATEGORY

OFFENSE

# OF OFFENSES

West Union SP	TOTAL	74
<b>SEX OFFENSES, FORCIBLE</b>		<b>5</b>
Forcible Fondling		3
Forcible Sodomy		1
Sexual Assault With An Object		1
<b>ASSAULT OFFENSES</b>		<b>22</b>
Aggravated Assault		3
Intimidation		7
Simple Assault		12
<b>BURGLARY/BREAKING &amp; ENTERING</b>		<b>9</b>
Burglary/Breaking & Entering		9
<b>LARCENY/THEFT OFFENSES</b>		<b>12</b>
All Other Larceny		6
Theft From Building		4
Theft From Coin Operated Machine or Device		1
Theft From Motor Vehicle		1
<b>MOTOR VEHICLE THEFT</b>		<b>3</b>
Motor Vehicle Theft		3
<b>COUNTERFEITING/FORGERY</b>		<b>2</b>
Counterfeiting/Forgery		2
<b>DESTRUCTION/DAMAGE/VANDALISM OF PROPERTY</b>		<b>9</b>
Destruction/Damage/Vandalism of Property		9
<b>FRAUD OFFENSES</b>		<b>1</b>
Credit Card/Automatic Teller Fraud		1
<b>DRUG/NARCOTIC OFFENSES</b>		<b>9</b>
Drug Equipment Violations		1
Drug/Narcotic Violations		8
<b>WEAPON LAW VIOLATIONS</b>		<b>2</b>
Weapon Law Violations		2
<b>Fayette County TOTAL</b>		<b>2100</b>

# Offenses (Group "A") by Agency

2008

COUNTY

AGENCY

OFFENSE CATEGORY

OFFENSE

# OF OFFENSES

<u>Ansted PD</u>	<u>TOTAL</u>	<u>13</u>
<b>ASSAULT OFFENSES</b>		<b>4</b>
Aggravated Assault		1
Simple Assault		3
<b>LARCENY/THEFT OFFENSES</b>		<b>3</b>
All Other Larceny		3
<b>DESTRUCTION/DAMAGE/VANDALISM OF PROPERTY</b>		<b>6</b>
Destruction/Damage/Vandalism of Property		6

# Offenses (Group "A") by Agency

2008

COUNTY

AGENCY

OFFENSE CATEGORY

OFFENSE

# OF OFFENSES

<u>Fayette Co SO</u>	<u>TOTAL</u>	<u>787</u>
<b>HOMICIDE OFFENSES</b>		<b>3</b>
Murder and Nonnegligent Manslaughter		3
<b>SEX OFFENSES, FORCIBLE</b>		<b>17</b>
Forcible Fondling		7
Forcible Rape		7
Forcible Sodomy		2
Sexual Assault With An Object		1
<b>ASSAULT OFFENSES</b>		<b>253</b>
Aggravated Assault		34
Intimidation		61
Simple Assault		171
<b>KIDNAPING/ABDUCTION</b>		<b>2</b>
Kidnaping/Abduction		2
<b>ROBBERY</b>		<b>6</b>
Robbery		6
<b>BURGLARY/BREAKING &amp; ENTERING</b>		<b>131</b>
Burglary/Breaking & Entering		131
<b>LARCENY/THEFT OFFENSES</b>		<b>124</b>
All Other Larceny		74
Shoplifting		1
Theft From Motor Vehicle		34
Theft of Motor Vehicle Parts/Accessories		15
<b>MOTOR VEHICLE THEFT</b>		<b>36</b>
Motor Vehicle Theft		36
<b>ARSON</b>		<b>4</b>
Arson		4
<b>COUNTERFEITING/FORGERY</b>		<b>14</b>
Counterfeiting/Forgery		14
<b>DESTRUCTION/DAMAGE/VANDALISM OF PROPERTY</b>		<b>134</b>
Destruction/Damage/Vandalism of Property		134
<b>EMBEZZLEMENT</b>		<b>1</b>
Embezzlement		1
<b>FRAUD OFFENSES</b>		<b>23</b>
Credit Card/Automatic Teller Fraud		2
False Pretenses/Swindle/Confidence Game		21
<b>STOLEN PROPERTY OFFENSES</b>		<b>1</b>

# Offenses (Group "A") by Agency

2008

COUNTY

AGENCY

OFFENSE CATEGORY

OFFENSE

# OF OFFENSES

Stolen Property Offenses	1
<b>DRUG/NARCOTIC OFFENSES</b>	<b>16</b>
Drug/Narcotic Violations	16
<b>PORNOGRAPHY/OBSCENE MATERIAL</b>	<b>2</b>
Pornography/Obscene Material	2
<b>WEAPON LAW VIOLATIONS</b>	<b>7</b>
Weapon Law Violations	7
<b>Fayetteville PD</b>	<b>TOTAL</b>
	<b>132</b>
<b>SEX OFFENSES, FORCIBLE</b>	<b>1</b>
Forcible Fondling	1
<b>ASSAULT OFFENSES</b>	<b>8</b>
Intimidation	4
Simple Assault	4
<b>BURGLARY/BREAKING &amp; ENTERING</b>	<b>9</b>
Burglary/Breaking & Entering	9
<b>LARCENY/THEFT OFFENSES</b>	<b>71</b>
All Other Larceny	24
Shoplifting	21
Theft From Building	14
Theft From Motor Vehicle	10
Theft of Motor Vehicle Parts/Accessories	2
<b>MOTOR VEHICLE THEFT</b>	<b>3</b>
Motor Vehicle Theft	3
<b>COUNTERFEITING/FORGERY</b>	<b>2</b>
Counterfeiting/Forgery	2
<b>DESTRUCTION/DAMAGE/VANDALISM OF PROPERTY</b>	<b>37</b>
Destruction/Damage/Vandalism of Property	37
<b>WEAPON LAW VIOLATIONS</b>	<b>1</b>
Weapon Law Violations	1

# Offenses (Group "A") by Agency

2008

COUNTY

AGENCY

OFFENSE CATEGORY

OFFENSE

# OF OFFENSES

<u>Gauley Bridge PD</u>	<u>TOTAL</u>	<u>10</u>
<b>ASSAULT OFFENSES</b>		<b>3</b>
Simple Assault		3
<b>LARCENY/THEFT OFFENSES</b>		<b>4</b>
All Other Larceny		1
Shoplifting		2
Theft From Motor Vehicle		1
<b>COUNTERFEITING/FORGERY</b>		<b>1</b>
Counterfeiting/Forgery		1
<b>DESTRUCTION/DAMAGE/VANDALISM OF PROPERTY</b>		<b>1</b>
Destruction/Damage/Vandalism of Property		1
<b>FRAUD OFFENSES</b>		<b>1</b>
False Pretenses/Swindle/Confidence Game		1
<u>Gauley Bridge SP</u>	<u>TOTAL</u>	<u>100</u>
<b>ASSAULT OFFENSES</b>		<b>17</b>
Aggravated Assault		3
Intimidation		5
Simple Assault		9
<b>BURGLARY/BREAKING &amp; ENTERING</b>		<b>13</b>
Burglary/Breaking & Entering		13
<b>LARCENY/THEFT OFFENSES</b>		<b>36</b>
All Other Larceny		23
Theft From Building		1
Theft From Motor Vehicle		10
Theft of Motor Vehicle Parts/Accessories		2
<b>MOTOR VEHICLE THEFT</b>		<b>4</b>
Motor Vehicle Theft		4
<b>DESTRUCTION/DAMAGE/VANDALISM OF PROPERTY</b>		<b>19</b>
Destruction/Damage/Vandalism of Property		19
<b>EMBEZZLEMENT</b>		<b>1</b>
Embezzlement		1
<b>FRAUD OFFENSES</b>		<b>2</b>
False Pretenses/Swindle/Confidence Game		1
Impersonation		1
<b>DRUG/NARCOTIC OFFENSES</b>		<b>8</b>
Drug/Narcotic Violations		8

# Offenses (Group "A") by Agency

2008

COUNTY

AGENCY

OFFENSE CATEGORY

OFFENSE

# OF OFFENSES

Montgomery PD	TOTAL	134
<b>ASSAULT OFFENSES</b>		<b>18</b>
Aggravated Assault		1
Simple Assault		17
<b>ROBBERY</b>		<b>1</b>
Robbery		1
<b>BURGLARY/BREAKING &amp; ENTERING</b>		<b>5</b>
Burglary/Breaking & Entering		5
<b>LARCENY/THEFT OFFENSES</b>		<b>57</b>
All Other Larceny		21
Purse-snatching		1
Shoplifting		9
Theft From Building		11
Theft From Coin Operated Machine or Device		1
Theft From Motor Vehicle		13
Theft of Motor Vehicle Parts/Accessories		1
<b>DESTRUCTION/DAMAGE/VANDALISM OF PROPERTY</b>		<b>41</b>
Destruction/Damage/Vandalism of Property		41
<b>DRUG/NARCOTIC OFFENSES</b>		<b>10</b>
Drug Equipment Violations		9
Drug/Narcotic Violations		1
<b>WEAPON LAW VIOLATIONS</b>		<b>2</b>
Weapon Law Violations		2

# Offenses (Group "A") by Agency

2008

COUNTY

AGENCY

OFFENSE CATEGORY

OFFENSE

# OF OFFENSES

Oak Hill PD	TOTAL	507
<b>SEX OFFENSES, FORCIBLE</b>		<b>4</b>
Forcible Fondling		4
<b>SEX OFFENSES, NONFORCIBLE</b>		<b>2</b>
Statutory Rape		2
<b>ASSAULT OFFENSES</b>		<b>117</b>
Aggravated Assault		15
Intimidation		14
Simple Assault		90
<b>ROBBERY</b>		<b>1</b>
Robbery		1
<b>BURGLARY/BREAKING &amp; ENTERING</b>		<b>34</b>
Burglary/Breaking & Entering		34
<b>LARCENY/THEFT OFFENSES</b>		<b>191</b>
All Other Larceny		95
Shoplifting		29
Theft From Building		16
Theft From Coin Operated Machine or Device		1
Theft From Motor Vehicle		39
Theft of Motor Vehicle Parts/Accessories		14
<b>MOTOR VEHICLE THEFT</b>		<b>18</b>
Motor Vehicle Theft		18
<b>COUNTERFEITING/FORGERY</b>		<b>7</b>
Counterfeiting/Forgery		7
<b>DESTRUCTION/DAMAGE/VANDALISM OF PROPERTY</b>		<b>96</b>
Destruction/Damage/Vandalism of Property		96
<b>EMBEZZLEMENT</b>		<b>3</b>
Embezzlement		3
<b>FRAUD OFFENSES</b>		<b>7</b>
Credit Card/Automatic Teller Fraud		2
False Pretenses/Swindle/Confidence Game		6
<b>STOLEN PROPERTY OFFENSES</b>		<b>3</b>
Stolen Property Offenses		3
<b>DRUG/NARCOTIC OFFENSES</b>		<b>9</b>
Drug Equipment Violations		5
Drug/Narcotic Violations		4
<b>WEAPON LAW VIOLATIONS</b>		<b>9</b>

# Offenses (Group "A") by Agency

---

2008

COUNTY

AGENCY

OFFENSE CATEGORY

OFFENSE

# OF OFFENSES

---

Weapon Law Violations

9



# Offenses (Group "A") by Agency

2008

COUNTY

AGENCY

OFFENSE CATEGORY

OFFENSE

# OF OFFENSES

Oak Hill SP	TOTAL	366
<b>SEX OFFENSES, FORCIBLE</b>		<b>6</b>
Forcible Fondling		1
Forcible Rape		2
Sexual Assault With An Object		3
<b>ASSAULT OFFENSES</b>		<b>71</b>
Aggravated Assault		11
Intimidation		28
Simple Assault		34
<b>ROBBERY</b>		<b>2</b>
Robbery		2
<b>BURGLARY/BREAKING &amp; ENTERING</b>		<b>25</b>
Burglary/Breaking & Entering		25
<b>LARCENY/THEFT OFFENSES</b>		<b>91</b>
All Other Larceny		41
Theft From Building		6
Theft From Motor Vehicle		40
Theft of Motor Vehicle Parts/Accessories		5
<b>MOTOR VEHICLE THEFT</b>		<b>8</b>
Motor Vehicle Theft		8
<b>ARSON</b>		<b>2</b>
Arson		2
<b>COUNTERFEITING/FORGERY</b>		<b>13</b>
Counterfeiting/Forgery		13
<b>DESTRUCTION/DAMAGE/VANDALISM OF PROPERTY</b>		<b>44</b>
Destruction/Damage/Vandalism of Property		44
<b>EMBEZZLEMENT</b>		<b>1</b>
Embezzlement		1
<b>FRAUD OFFENSES</b>		<b>9</b>
Credit Card/Automatic Teller Fraud		4
False Pretenses/Swindle/Confidence Game		5
<b>STOLEN PROPERTY OFFENSES</b>		<b>1</b>
Stolen Property Offenses		1
<b>DRUG/NARCOTIC OFFENSES</b>		<b>83</b>
Drug/Narcotic Violations		83
<b>WEAPON LAW VIOLATIONS</b>		<b>7</b>
Weapon Law Violations		7

# Offenses (Group "A") by Agency

2008

COUNTY

AGENCY

OFFENSE CATEGORY

OFFENSE

# OF OFFENSES

COUNTY	AGENCY	OFFENSE CATEGORY	OFFENSE	# OF OFFENSES
	<b>Turnpike - Fayette</b>	<b>TOTAL</b>		<b>8</b>
		<b>LARCENY/THEFT OFFENSES</b>		<b>1</b>
		All Other Larceny		1
		<b>COUNTERFEITING/FORGERY</b>		<b>1</b>
		Counterfeiting/Forgery		1
		<b>DRUG/NARCOTIC OFFENSES</b>		<b>6</b>
		Drug/Narcotic Violations		6
	<b>WVU Tech-Security</b>	<b>TOTAL</b>		<b>43</b>
		<b>ASSAULT OFFENSES</b>		<b>6</b>
		Aggravated Assault		1
		Intimidation		3
		Simple Assault		2
		<b>BURGLARY/BREAKING &amp; ENTERING</b>		<b>3</b>
		Burglary/Breaking & Entering		3
		<b>LARCENY/THEFT OFFENSES</b>		<b>18</b>
		All Other Larceny		12
		Theft From Building		3
		Theft From Motor Vehicle		2
		Theft of Motor Vehicle Parts/Accessories		1
		<b>ARSON</b>		<b>1</b>
		Arson		1
		<b>DESTRUCTION/DAMAGE/VANDALISM OF PROPERTY</b>		<b>13</b>
		Destruction/Damage/Vandalism of Property		13
		<b>DRUG/NARCOTIC OFFENSES</b>		<b>1</b>
		Drug/Narcotic Violations		1
		<b>WEAPON LAW VIOLATIONS</b>		<b>1</b>
		Weapon Law Violations		1
<b>Gilmer</b>	<b>County</b>	<b>TOTAL</b>		<b>193</b>

# Offenses (Group "A") by Agency

2008

COUNTY

AGENCY

OFFENSE CATEGORY

OFFENSE

# OF OFFENSES

<u>Gilmer Co SO</u>	<u>TOTAL</u>	<u>30</u>
<b>ASSAULT OFFENSES</b>		<b>6</b>
Aggravated Assault		1
Intimidation		1
Simple Assault		4
<b>BURGLARY/BREAKING &amp; ENTERING</b>		<b>5</b>
Burglary/Breaking & Entering		5
<b>LARCENY/THEFT OFFENSES</b>		<b>10</b>
All Other Larceny		5
Shoplifting		2
Theft From Building		2
Theft From Motor Vehicle		1
<b>MOTOR VEHICLE THEFT</b>		<b>3</b>
Motor Vehicle Theft		3
<b>COUNTERFEITING/FORGERY</b>		<b>1</b>
Counterfeiting/Forgery		1
<b>DESTRUCTION/DAMAGE/VANDALISM OF PROPERTY</b>		<b>5</b>
Destruction/Damage/Vandalism of Property		5
<u>Glenville PD</u>	<u>TOTAL</u>	<u>26</u>
<b>ASSAULT OFFENSES</b>		<b>7</b>
Simple Assault		7
<b>BURGLARY/BREAKING &amp; ENTERING</b>		<b>2</b>
Burglary/Breaking & Entering		2
<b>LARCENY/THEFT OFFENSES</b>		<b>10</b>
All Other Larceny		7
Pocket-picking		1
Shoplifting		1
Theft From Building		1
<b>MOTOR VEHICLE THEFT</b>		<b>1</b>
Motor Vehicle Theft		1
<b>DESTRUCTION/DAMAGE/VANDALISM OF PROPERTY</b>		<b>6</b>
Destruction/Damage/Vandalism of Property		6

# Offenses (Group "A") by Agency

2008

COUNTY

AGENCY

OFFENSE CATEGORY

OFFENSE

# OF OFFENSES

<u>Glenville SP</u>	<u>TOTAL</u>	<u>128</u>
<b>SEX OFFENSES, FORCIBLE</b>		<b>3</b>
Forcible Rape		1
Forcible Sodomy		1
Sexual Assault With An Object		1
<b>SEX OFFENSES, NONFORCIBLE</b>		<b>1</b>
Statutory Rape		1
<b>ASSAULT OFFENSES</b>		<b>41</b>
Aggravated Assault		12
Intimidation		17
Simple Assault		14
<b>BURGLARY/BREAKING &amp; ENTERING</b>		<b>11</b>
Burglary/Breaking & Entering		11
<b>LARCENY/THEFT OFFENSES</b>		<b>22</b>
All Other Larceny		16
Theft From Building		2
Theft From Motor Vehicle		3
Theft of Motor Vehicle Parts/Accessories		2
<b>MOTOR VEHICLE THEFT</b>		<b>2</b>
Motor Vehicle Theft		2
<b>ARSON</b>		<b>1</b>
Arson		1
<b>COUNTERFEITING/FORGERY</b>		<b>3</b>
Counterfeiting/Forgery		3
<b>DESTRUCTION/DAMAGE/VANDALISM OF PROPERTY</b>		<b>17</b>
Destruction/Damage/Vandalism of Property		17
<b>EMBEZZLEMENT</b>		<b>1</b>
Embezzlement		1
<b>FRAUD OFFENSES</b>		<b>1</b>
Impersonation		1
<b>STOLEN PROPERTY OFFENSES</b>		<b>1</b>
Stolen Property Offenses		1
<b>DRUG/NARCOTIC OFFENSES</b>		<b>14</b>
Drug/Narcotic Violations		14
<b>PORNOGRAPHY/OBSCENE MATERIAL</b>		<b>1</b>
Pornography/Obscene Material		1
<b>WEAPON LAW VIOLATIONS</b>		<b>6</b>

# Offenses (Group "A") by Agency

2008

COUNTY

AGENCY

OFFENSE CATEGORY

OFFENSE

# OF OFFENSES

		# OF OFFENSES
	Weapon Law Violations	6
<b>Glenville State College</b>	<b>TOTAL</b>	<b>9</b>
	<b>ASSAULT OFFENSES</b>	<b>1</b>
	Simple Assault	1
	<b>BURGLARY/BREAKING &amp; ENTERING</b>	<b>1</b>
	Burglary/Breaking & Entering	1
	<b>LARCENY/THEFT OFFENSES</b>	<b>3</b>
	All Other Larceny	1
	Theft From Building	2
	<b>DESTRUCTION/DAMAGE/VANDALISM OF PROPERTY</b>	<b>2</b>
	Destruction/Damage/Vandalism of Property	2
	<b>DRUG/NARCOTIC OFFENSES</b>	<b>1</b>
	Drug/Narcotic Violations	1
	<b>WEAPON LAW VIOLATIONS</b>	<b>1</b>
	Weapon Law Violations	1
<b>Grant</b>	<b>County TOTAL</b>	<b>134</b>
<b>DNR - 2 - Grant</b>	<b>TOTAL</b>	<b>2</b>
	<b>DRUG/NARCOTIC OFFENSES</b>	<b>1</b>
	Drug/Narcotic Violations	1
	<b>WEAPON LAW VIOLATIONS</b>	<b>1</b>
	Weapon Law Violations	1

# Offenses (Group "A") by Agency

2008

COUNTY

AGENCY

OFFENSE CATEGORY

OFFENSE

# OF OFFENSES

<u>Petersburg SP</u>	<u>TOTAL</u>	<u>128</u>
<b>SEX OFFENSES, FORCIBLE</b>		<b>1</b>
Forcible Fondling		1
<b>ASSAULT OFFENSES</b>		<b>36</b>
Aggravated Assault		5
Intimidation		8
Simple Assault		26
<b>BURGLARY/BREAKING &amp; ENTERING</b>		<b>10</b>
Burglary/Breaking & Entering		10
<b>LARCENY/THEFT OFFENSES</b>		<b>21</b>
All Other Larceny		8
Shoplifting		3
Theft From Coin Operated Machine or Device		1
Theft From Motor Vehicle		1
Theft of Motor Vehicle Parts/Accessories		8
<b>MOTOR VEHICLE THEFT</b>		<b>3</b>
Motor Vehicle Theft		3
<b>COUNTERFEITING/FORGERY</b>		<b>3</b>
Counterfeiting/Forgery		3
<b>DESTRUCTION/DAMAGE/VANDALISM OF PROPERTY</b>		<b>17</b>
Destruction/Damage/Vandalism of Property		17
<b>EMBEZZLEMENT</b>		<b>2</b>
Embezzlement		2
<b>FRAUD OFFENSES</b>		<b>10</b>
False Pretenses/Swindle/Confidence Game		10
<b>DRUG/NARCOTIC OFFENSES</b>		<b>20</b>
Drug/Narcotic Violations		20
<b>PORNOGRAPHY/OBSCENE MATERIAL</b>		<b>1</b>
Pornography/Obscene Material		1
<b>WEAPON LAW VIOLATIONS</b>		<b>1</b>
Weapon Law Violations		1
<u>tf Potomac Highland Drug &amp; Vio</u>	<u>TOTAL</u>	<u>4</u>
<b>DRUG/NARCOTIC OFFENSES</b>		<b>4</b>
Drug/Narcotic Violations		4

**Greenbrier County TOTAL 929**

# Offenses (Group "A") by Agency

2008

COUNTY

AGENCY

OFFENSE CATEGORY

OFFENSE

# OF OFFENSES

<u>Greenbrier Co SO</u>	<u>TOTAL</u>	<u>297</u>
<b>SEX OFFENSES, FORCIBLE</b>		<b>4</b>
Forcible Fondling		1
Forcible Rape		1
Sexual Assault With An Object		2
<b>ASSAULT OFFENSES</b>		<b>59</b>
Aggravated Assault		8
Intimidation		11
Simple Assault		40
<b>ROBBERY</b>		<b>1</b>
Robbery		1
<b>BURGLARY/BREAKING &amp; ENTERING</b>		<b>41</b>
Burglary/Breaking & Entering		41
<b>LARCENY/THEFT OFFENSES</b>		<b>92</b>
All Other Larceny		12
Shoplifting		9
Theft From Building		36
Theft From Motor Vehicle		28
Theft of Motor Vehicle Parts/Accessories		7
<b>MOTOR VEHICLE THEFT</b>		<b>11</b>
Motor Vehicle Theft		11
<b>COUNTERFEITING/FORGERY</b>		<b>11</b>
Counterfeiting/Forgery		11
<b>DESTRUCTION/DAMAGE/VANDALISM OF PROPERTY</b>		<b>57</b>
Destruction/Damage/Vandalism of Property		57
<b>FRAUD OFFENSES</b>		<b>6</b>
False Pretenses/Swindle/Confidence Game		4
Impersonation		2
<b>DRUG/NARCOTIC OFFENSES</b>		<b>7</b>
Drug/Narcotic Violations		7
<b>WEAPON LAW VIOLATIONS</b>		<b>8</b>
Weapon Law Violations		8

# Offenses (Group "A") by Agency

2008

COUNTY

AGENCY

OFFENSE CATEGORY

OFFENSE

# OF OFFENSES

<u>Lewisburg PD</u>	<u>TOTAL</u>	<u>83</u>
<b>SEX OFFENSES, FORCIBLE</b>		<b>1</b>
Forcible Sodomy		1
<b>ASSAULT OFFENSES</b>		<b>14</b>
Aggravated Assault		1
Simple Assault		13
<b>BURGLARY/BREAKING &amp; ENTERING</b>		<b>4</b>
Burglary/Breaking & Entering		4
<b>LARCENY/THEFT OFFENSES</b>		<b>35</b>
All Other Larceny		4
Purse-snatching		2
Shoplifting		12
Theft From Building		10
Theft From Motor Vehicle		5
Theft of Motor Vehicle Parts/Accessories		2
<b>ARSON</b>		<b>1</b>
Arson		1
<b>COUNTERFEITING/FORGERY</b>		<b>4</b>
Counterfeiting/Forgery		4
<b>DESTRUCTION/DAMAGE/VANDALISM OF PROPERTY</b>		<b>1</b>
Destruction/Damage/Vandalism of Property		1
<b>FRAUD OFFENSES</b>		<b>12</b>
False Pretenses/Swindle/Confidence Game		11
Impersonation		1
<b>STOLEN PROPERTY OFFENSES</b>		<b>2</b>
Stolen Property Offenses		2
<b>DRUG/NARCOTIC OFFENSES</b>		<b>8</b>
Drug/Narcotic Violations		8
<b>WEAPON LAW VIOLATIONS</b>		<b>1</b>
Weapon Law Violations		1



# Offenses (Group "A") by Agency

2008

COUNTY

AGENCY

OFFENSE CATEGORY

OFFENSE

# OF OFFENSES

<u>Lewisburg SP</u>	<u>TOTAL</u>	<u>324</u>
<b>SEX OFFENSES, FORCIBLE</b>		<b>23</b>
Forcible Fondling		6
Forcible Rape		4
Sexual Assault With An Object		13
<b>ASSAULT OFFENSES</b>		<b>55</b>
Aggravated Assault		8
Intimidation		15
Simple Assault		32
<b>BURGLARY/BREAKING &amp; ENTERING</b>		<b>25</b>
Burglary/Breaking & Entering		25
<b>LARCENY/THEFT OFFENSES</b>		<b>82</b>
All Other Larceny		73
Shoplifting		6
Theft From Building		1
Theft From Motor Vehicle		2
<b>MOTOR VEHICLE THEFT</b>		<b>11</b>
Motor Vehicle Theft		11
<b>COUNTERFEITING/FORGERY</b>		<b>24</b>
Counterfeiting/Forgery		24
<b>DESTRUCTION/DAMAGE/VANDALISM OF PROPERTY</b>		<b>22</b>
Destruction/Damage/Vandalism of Property		22
<b>EMBEZZLEMENT</b>		<b>3</b>
Embezzlement		3
<b>FRAUD OFFENSES</b>		<b>20</b>
Credit Card/Automatic Teller Fraud		3
False Pretenses/Swindle/Confidence Game		14
Impersonation		3
<b>DRUG/NARCOTIC OFFENSES</b>		<b>58</b>
Drug/Narcotic Violations		58
<b>WEAPON LAW VIOLATIONS</b>		<b>1</b>
Weapon Law Violations		1

# Offenses (Group "A") by Agency

2008

COUNTY

AGENCY

OFFENSE CATEGORY

OFFENSE

# OF OFFENSES

<u>Rainelle SP</u>	<u>TOTAL</u>	<u>168</u>
<b>SEX OFFENSES, FORCIBLE</b>		<b>2</b>
Forcible Fondling		2
<b>ASSAULT OFFENSES</b>		<b>18</b>
Aggravated Assault		1
Intimidation		4
Simple Assault		13
<b>ROBBERY</b>		<b>2</b>
Robbery		2
<b>BURGLARY/BREAKING &amp; ENTERING</b>		<b>22</b>
Burglary/Breaking & Entering		22
<b>LARCENY/THEFT OFFENSES</b>		<b>69</b>
All Other Larceny		33
Pocket-picking		3
Shoplifting		11
Theft From Building		6
Theft From Motor Vehicle		2
Theft of Motor Vehicle Parts/Accessories		14
<b>MOTOR VEHICLE THEFT</b>		<b>4</b>
Motor Vehicle Theft		4
<b>ARSON</b>		<b>1</b>
Arson		1
<b>COUNTERFEITING/FORGERY</b>		<b>4</b>
Counterfeiting/Forgery		4
<b>DESTRUCTION/DAMAGE/VANDALISM OF PROPERTY</b>		<b>33</b>
Destruction/Damage/Vandalism of Property		33
<b>FRAUD OFFENSES</b>		<b>10</b>
Credit Card/Automatic Teller Fraud		1
False Pretenses/Swindle/Confidence Game		7
Impersonation		2
<b>DRUG/NARCOTIC OFFENSES</b>		<b>3</b>
Drug/Narcotic Violations		3

# Offenses (Group "A") by Agency

2008

COUNTY

AGENCY

OFFENSE CATEGORY

OFFENSE

# OF OFFENSES

AGENCY	TOTAL	# OF OFFENSES
<b>Ronceverte PD</b>	<b>TOTAL</b>	<b>26</b>
<b>ASSAULT OFFENSES</b>		<b>9</b>
Aggravated Assault		2
Simple Assault		7
<b>BURGLARY/BREAKING &amp; ENTERING</b>		<b>2</b>
Burglary/Breaking & Entering		2
<b>LARCENY/THEFT OFFENSES</b>		<b>7</b>
All Other Larceny		3
Purse-snatching		1
Theft From Building		3
<b>DESTRUCTION/DAMAGE/VANDALISM OF PROPERTY</b>		<b>4</b>
Destruction/Damage/Vandalism of Property		4
<b>EMBEZZLEMENT</b>		<b>1</b>
Embezzlement		1
<b>FRAUD OFFENSES</b>		<b>1</b>
False Pretenses/Swindle/Confidence Game		1
<b>DRUG/NARCOTIC OFFENSES</b>		<b>1</b>
Drug/Narcotic Violations		1
<b>WEAPON LAW VIOLATIONS</b>		<b>1</b>
Weapon Law Violations		1
<b>tf Greenbrier Co Drug</b>	<b>TOTAL</b>	<b>19</b>
<b>COUNTERFEITING/FORGERY</b>		<b>1</b>
Counterfeiting/Forgery		1
<b>DRUG/NARCOTIC OFFENSES</b>		<b>18</b>
Drug/Narcotic Violations		18
<b>White Sulphur Springs PD</b>	<b>TOTAL</b>	<b>12</b>
<b>ASSAULT OFFENSES</b>		<b>8</b>
Simple Assault		8
<b>LARCENY/THEFT OFFENSES</b>		<b>2</b>
Theft From Building		2
<b>DESTRUCTION/DAMAGE/VANDALISM OF PROPERTY</b>		<b>2</b>
Destruction/Damage/Vandalism of Property		2
<b>Hampshire County TOTAL</b>		<b>772</b>

# Offenses (Group "A") by Agency

2008

COUNTY

AGENCY

OFFENSE CATEGORY

OFFENSE

# OF OFFENSES

<u>Capon Bridge PD</u>	<u>TOTAL</u>	<u>14</u>
<b>ASSAULT OFFENSES</b>		<b>3</b>
Aggravated Assault		1
Simple Assault		2
<b>BURGLARY/BREAKING &amp; ENTERING</b>		<b>1</b>
Burglary/Breaking & Entering		1
<b>LARCENY/THEFT OFFENSES</b>		<b>2</b>
All Other Larceny		1
Theft of Motor Vehicle Parts/Accessories		1
<b>DESTRUCTION/DAMAGE/VANDALISM OF PROPERTY</b>		<b>5</b>
Destruction/Damage/Vandalism of Property		5
<b>DRUG/NARCOTIC OFFENSES</b>		<b>2</b>
Drug/Narcotic Violations		2
<b>WEAPON LAW VIOLATIONS</b>		<b>1</b>
Weapon Law Violations		1

# Offenses (Group "A") by Agency

2008

COUNTY

AGENCY

OFFENSE CATEGORY

OFFENSE

# OF OFFENSES

<u>Hampshire Co SO</u>	<u>TOTAL</u>	<u>329</u>
<b>HOMICIDE OFFENSES</b>		<b>1</b>
Murder and Nonnegligent Manslaughter		1
<b>SEX OFFENSES, FORCIBLE</b>		<b>4</b>
Forcible Fondling		2
Forcible Rape		2
<b>ASSAULT OFFENSES</b>		<b>98</b>
Aggravated Assault		19
Intimidation		15
Simple Assault		66
<b>ROBBERY</b>		<b>1</b>
Robbery		1
<b>BURGLARY/BREAKING &amp; ENTERING</b>		<b>60</b>
Burglary/Breaking & Entering		60
<b>LARCENY/THEFT OFFENSES</b>		<b>61</b>
All Other Larceny		32
Shoplifting		1
Theft From Building		19
Theft From Motor Vehicle		5
Theft of Motor Vehicle Parts/Accessories		6
<b>MOTOR VEHICLE THEFT</b>		<b>8</b>
Motor Vehicle Theft		8
<b>COUNTERFEITING/FORGERY</b>		<b>7</b>
Counterfeiting/Forgery		7
<b>DESTRUCTION/DAMAGE/VANDALISM OF PROPERTY</b>		<b>39</b>
Destruction/Damage/Vandalism of Property		39
<b>EMBEZZLEMENT</b>		<b>1</b>
Embezzlement		1
<b>FRAUD OFFENSES</b>		<b>8</b>
Credit Card/Automatic Teller Fraud		1
False Pretenses/Swindle/Confidence Game		3
Impersonation		4
<b>STOLEN PROPERTY OFFENSES</b>		<b>1</b>
Stolen Property Offenses		1
<b>DRUG/NARCOTIC OFFENSES</b>		<b>32</b>
Drug/Narcotic Violations		32
<b>WEAPON LAW VIOLATIONS</b>		<b>4</b>

# Offenses (Group "A") by Agency

2008

COUNTY

AGENCY

OFFENSE CATEGORY

OFFENSE

# OF OFFENSES

		# OF OFFENSES
	Weapon Law Violations	4
<b>Romney PD</b>	<b>TOTAL</b>	<b>12</b>
	<b>SEX OFFENSES, FORCIBLE</b>	<b>1</b>
	Forcible Fondling	1
	<b>ASSAULT OFFENSES</b>	<b>5</b>
	Simple Assault	5
	<b>LARCENY/THEFT OFFENSES</b>	<b>1</b>
	Shoplifting	1
	<b>DESTRUCTION/DAMAGE/VANDALISM OF PROPERTY</b>	<b>1</b>
	Destruction/Damage/Vandalism of Property	1
	<b>STOLEN PROPERTY OFFENSES</b>	<b>1</b>
	Stolen Property Offenses	1
	<b>DRUG/NARCOTIC OFFENSES</b>	<b>3</b>
	Drug/Narcotic Violations	3

# Offenses (Group "A") by Agency

2008

COUNTY

AGENCY

OFFENSE CATEGORY

OFFENSE

# OF OFFENSES

<u>Romney SP</u>	<u>TOTAL</u>	<u>417</u>
<b>SEX OFFENSES, FORCIBLE</b>		<b>7</b>
Forcible Fondling		4
Forcible Rape		3
Sexual Assault With An Object		1
<b>ASSAULT OFFENSES</b>		<b>115</b>
Aggravated Assault		2
Intimidation		43
Simple Assault		72
<b>BURGLARY/BREAKING &amp; ENTERING</b>		<b>42</b>
Burglary/Breaking & Entering		42
<b>LARCENY/THEFT OFFENSES</b>		<b>91</b>
All Other Larceny		53
Shoplifting		2
Theft From Motor Vehicle		7
Theft of Motor Vehicle Parts/Accessories		29
<b>MOTOR VEHICLE THEFT</b>		<b>17</b>
Motor Vehicle Theft		17
<b>COUNTERFEITING/FORGERY</b>		<b>13</b>
Counterfeiting/Forgery		13
<b>DESTRUCTION/DAMAGE/VANDALISM OF PROPERTY</b>		<b>52</b>
Destruction/Damage/Vandalism of Property		52
<b>EMBEZZLEMENT</b>		<b>1</b>
Embezzlement		1
<b>FRAUD OFFENSES</b>		<b>29</b>
Credit Card/Automatic Teller Fraud		8
False Pretenses/Swindle/Confidence Game		18
Impersonation		4
<b>STOLEN PROPERTY OFFENSES</b>		<b>4</b>
Stolen Property Offenses		4
<b>DRUG/NARCOTIC OFFENSES</b>		<b>34</b>
Drug/Narcotic Violations		34
<b>PORNOGRAPHY/OBSCENE MATERIAL</b>		<b>2</b>
Pornography/Obscene Material		2
<b>WEAPON LAW VIOLATIONS</b>		<b>6</b>
Weapon Law Violations		6

# Offenses (Group "A") by Agency

2008

COUNTY

AGENCY

OFFENSE CATEGORY

OFFENSE

# OF OFFENSES

**Hancock County TOTAL 1153**

<b>Hancock Co SO</b>	<b>TOTAL</b>	<b>101</b>
<b>ASSAULT OFFENSES</b>		<b>31</b>
Aggravated Assault		1
Simple Assault		30
<b>BURGLARY/BREAKING &amp; ENTERING</b>		<b>10</b>
Burglary/Breaking & Entering		10
<b>LARCENY/THEFT OFFENSES</b>		<b>21</b>
All Other Larceny		15
Shoplifting		1
Theft From Building		1
Theft From Motor Vehicle		4
<b>MOTOR VEHICLE THEFT</b>		<b>3</b>
Motor Vehicle Theft		3
<b>COUNTERFEITING/FORGERY</b>		<b>2</b>
Counterfeiting/Forgery		2
<b>DESTRUCTION/DAMAGE/VANDALISM OF PROPERTY</b>		<b>13</b>
Destruction/Damage/Vandalism of Property		13
<b>FRAUD OFFENSES</b>		<b>2</b>
Credit Card/Automatic Teller Fraud		1
False Pretenses/Swindle/Confidence Game		1
<b>STOLEN PROPERTY OFFENSES</b>		<b>4</b>
Stolen Property Offenses		4
<b>DRUG/NARCOTIC OFFENSES</b>		<b>15</b>
Drug/Narcotic Violations		15



# Offenses (Group "A") by Agency

2008

COUNTY

AGENCY

OFFENSE CATEGORY

OFFENSE

# OF OFFENSES

<u>New Cumberland SP</u>	<u>TOTAL</u>	<u>78</u>
<b>SEX OFFENSES, FORCIBLE</b>		<b>2</b>
Forcible Fondling		1
Forcible Rape		1
<b>ASSAULT OFFENSES</b>		<b>5</b>
Aggravated Assault		2
Simple Assault		3
<b>BURGLARY/BREAKING &amp; ENTERING</b>		<b>5</b>
Burglary/Breaking & Entering		5
<b>LARCENY/THEFT OFFENSES</b>		<b>25</b>
All Other Larceny		4
Pocket-picking		1
Theft From Building		4
Theft From Coin Operated Machine or Device		1
Theft From Motor Vehicle		1
Theft of Motor Vehicle Parts/Accessories		14
<b>MOTOR VEHICLE THEFT</b>		<b>1</b>
Motor Vehicle Theft		1
<b>BRIBERY</b>		<b>1</b>
Bribery		1
<b>COUNTERFEITING/FORGERY</b>		<b>3</b>
Counterfeiting/Forgery		3
<b>DESTRUCTION/DAMAGE/VANDALISM OF PROPERTY</b>		<b>16</b>
Destruction/Damage/Vandalism of Property		16
<b>FRAUD OFFENSES</b>		<b>12</b>
False Pretenses/Swindle/Confidence Game		11
Impersonation		1
<b>DRUG/NARCOTIC OFFENSES</b>		<b>7</b>
Drug/Narcotic Violations		7
<b>WEAPON LAW VIOLATIONS</b>		<b>1</b>
Weapon Law Violations		1
<u>tf Hancock-Brooke Drug</u>	<u>TOTAL</u>	<u>19</u>
<b>DRUG/NARCOTIC OFFENSES</b>		<b>19</b>
Drug/Narcotic Violations		19

# Offenses (Group "A") by Agency

2008

COUNTY

AGENCY

OFFENSE CATEGORY

OFFENSE

# OF OFFENSES

<u>Weirton PD</u>	<u>TOTAL</u>	<u>955</u>
<b>SEX OFFENSES, FORCIBLE</b>		<b>3</b>
Forcible Fondling		2
Forcible Sodomy		1
<b>SEX OFFENSES, NONFORCIBLE</b>		<b>2</b>
Statutory Rape		2
<b>ASSAULT OFFENSES</b>		<b>252</b>
Aggravated Assault		15
Intimidation		19
Simple Assault		220
<b>ROBBERY</b>		<b>7</b>
Robbery		7
<b>BURGLARY/BREAKING &amp; ENTERING</b>		<b>45</b>
Burglary/Breaking & Entering		45
<b>LARCENY/THEFT OFFENSES</b>		<b>183</b>
All Other Larceny		48
Pocket-picking		2
Purse-snatching		3
Shoplifting		90
Theft From Building		12
Theft From Motor Vehicle		26
Theft of Motor Vehicle Parts/Accessories		2
<b>MOTOR VEHICLE THEFT</b>		<b>19</b>
Motor Vehicle Theft		19
<b>ARSON</b>		<b>2</b>
Arson		2
<b>COUNTERFEITING/FORGERY</b>		<b>13</b>
Counterfeiting/Forgery		13
<b>DESTRUCTION/DAMAGE/VANDALISM OF PROPERTY</b>		<b>179</b>
Destruction/Damage/Vandalism of Property		179
<b>EMBEZZLEMENT</b>		<b>4</b>
Embezzlement		4
<b>FRAUD OFFENSES</b>		<b>34</b>
Credit Card/Automatic Teller Fraud		22
False Pretenses/Swindle/Confidence Game		12
<b>STOLEN PROPERTY OFFENSES</b>		<b>90</b>
Stolen Property Offenses		90

# Offenses (Group "A") by Agency

2008

COUNTY

AGENCY

OFFENSE CATEGORY

OFFENSE

# OF OFFENSES

<b>DRUG/NARCOTIC OFFENSES</b>	<b>103</b>
Drug Equipment Violations	2
Drug/Narcotic Violations	101
<b>PROSTITUTION OFFENSES</b>	<b>2</b>
Assisting or Promoting Prostitution	2
<b>WEAPON LAW VIOLATIONS</b>	<b>15</b>
Weapon Law Violations	15
<b>Hardy County TOTAL</b>	<b>614</b>

<b>DNR - 2 - Hardy</b>	<b>TOTAL</b>	<b>1</b>
<b>DRUG/NARCOTIC OFFENSES</b>		<b>1</b>
Drug/Narcotic Violations		1
<b>Hardy Co SO</b>	<b>TOTAL</b>	<b>147</b>
<b>ASSAULT OFFENSES</b>		<b>31</b>
Aggravated Assault		11
Intimidation		5
Simple Assault		15
<b>ROBBERY</b>		<b>1</b>
Robbery		1
<b>BURGLARY/BREAKING &amp; ENTERING</b>		<b>28</b>
Burglary/Breaking & Entering		28
<b>LARCENY/THEFT OFFENSES</b>		<b>31</b>
All Other Larceny		29
Shoplifting		1
Theft From Motor Vehicle		1
<b>MOTOR VEHICLE THEFT</b>		<b>3</b>
Motor Vehicle Theft		3
<b>COUNTERFEITING/FORGERY</b>		<b>13</b>
Counterfeiting/Forgery		13
<b>DESTRUCTION/DAMAGE/VANDALISM OF PROPERTY</b>		<b>37</b>
Destruction/Damage/Vandalism of Property		37
<b>FRAUD OFFENSES</b>		<b>2</b>
False Pretenses/Swindle/Confidence Game		1
Impersonation		1
<b>WEAPON LAW VIOLATIONS</b>		<b>1</b>
Weapon Law Violations		1

# Offenses (Group "A") by Agency

2008

COUNTY

AGENCY

OFFENSE CATEGORY

OFFENSE

# OF OFFENSES

<u>Moorefield PD</u>	<u>TOTAL</u>	<u>229</u>
<b>ASSAULT OFFENSES</b>		<b>56</b>
Aggravated Assault		8
Intimidation		12
Simple Assault		39
<b>BURGLARY/BREAKING &amp; ENTERING</b>		<b>19</b>
Burglary/Breaking & Entering		19
<b>LARCENY/THEFT OFFENSES</b>		<b>58</b>
All Other Larceny		9
Pocket-picking		1
Shoplifting		6
Theft From Building		33
Theft From Motor Vehicle		6
Theft of Motor Vehicle Parts/Accessories		4
<b>MOTOR VEHICLE THEFT</b>		<b>4</b>
Motor Vehicle Theft		4
<b>ARSON</b>		<b>2</b>
Arson		2
<b>COUNTERFEITING/FORGERY</b>		<b>6</b>
Counterfeiting/Forgery		6
<b>DESTRUCTION/DAMAGE/VANDALISM OF PROPERTY</b>		<b>51</b>
Destruction/Damage/Vandalism of Property		51
<b>EMBEZZLEMENT</b>		<b>1</b>
Embezzlement		1
<b>FRAUD OFFENSES</b>		<b>13</b>
False Pretenses/Swindle/Confidence Game		9
Impersonation		4
<b>STOLEN PROPERTY OFFENSES</b>		<b>1</b>
Stolen Property Offenses		1
<b>DRUG/NARCOTIC OFFENSES</b>		<b>12</b>
Drug Equipment Violations		2
Drug/Narcotic Violations		11
<b>WEAPON LAW VIOLATIONS</b>		<b>1</b>
Weapon Law Violations		1

# Offenses (Group "A") by Agency

2008

COUNTY

AGENCY

OFFENSE CATEGORY

OFFENSE

# OF OFFENSES

<u>Moorefield SP</u>	<u>TOTAL</u>	<u>227</u>
<b>SEX OFFENSES, FORCIBLE</b>		<b>6</b>
Forcible Fondling		2
Forcible Rape		1
Sexual Assault With An Object		3
<b>ASSAULT OFFENSES</b>		<b>73</b>
Aggravated Assault		11
Intimidation		17
Simple Assault		48
<b>KIDNAPING/ABDUCTION</b>		<b>1</b>
Kidnaping/Abduction		1
<b>ROBBERY</b>		<b>1</b>
Robbery		1
<b>BURGLARY/BREAKING &amp; ENTERING</b>		<b>29</b>
Burglary/Breaking & Entering		29
<b>LARCENY/THEFT OFFENSES</b>		<b>28</b>
All Other Larceny		21
Shoplifting		2
Theft From Building		1
Theft From Motor Vehicle		2
Theft of Motor Vehicle Parts/Accessories		2
<b>MOTOR VEHICLE THEFT</b>		<b>5</b>
Motor Vehicle Theft		5
<b>ARSON</b>		<b>2</b>
Arson		2
<b>BRIBERY</b>		<b>1</b>
Bribery		1
<b>COUNTERFEITING/FORGERY</b>		<b>5</b>
Counterfeiting/Forgery		5
<b>DESTRUCTION/DAMAGE/VANDALISM OF PROPERTY</b>		<b>32</b>
Destruction/Damage/Vandalism of Property		32
<b>EMBEZZLEMENT</b>		<b>2</b>
Embezzlement		2
<b>FRAUD OFFENSES</b>		<b>11</b>
False Pretenses/Swindle/Confidence Game		9
Impersonation		2
<b>STOLEN PROPERTY OFFENSES</b>		<b>2</b>

# Offenses (Group "A") by Agency

2008

COUNTY

AGENCY

OFFENSE CATEGORY

OFFENSE

# OF OFFENSES

	Stolen Property Offenses	2
	<b>DRUG/NARCOTIC OFFENSES</b>	<b>23</b>
	Drug/Narcotic Violations	23
	<b>WEAPON LAW VIOLATIONS</b>	<b>3</b>
	Weapon Law Violations	3
<b>Wardensville PD</b>	<b>TOTAL</b>	<b>10</b>
	<b>ASSAULT OFFENSES</b>	<b>4</b>
	Simple Assault	4
	<b>LARCENY/THEFT OFFENSES</b>	<b>2</b>
	All Other Larceny	1
	Shoplifting	1
	<b>DESTRUCTION/DAMAGE/VANDALISM OF PROPERTY</b>	<b>3</b>
	Destruction/Damage/Vandalism of Property	3
	<b>DRUG/NARCOTIC OFFENSES</b>	<b>1</b>
	Drug/Narcotic Violations	1
<b>Harrison County</b>	<b>TOTAL</b>	<b>4332</b>

# Offenses (Group "A") by Agency

2008

COUNTY

AGENCY

OFFENSE CATEGORY

OFFENSE

# OF OFFENSES

<u>Bridgeport PD</u>	<u>TOTAL</u>	<u>525</u>
<b>SEX OFFENSES, FORCIBLE</b>		<b>3</b>
Forcible Fondling		2
Sexual Assault With An Object		1
<b>ASSAULT OFFENSES</b>		<b>75</b>
Aggravated Assault		6
Intimidation		12
Simple Assault		57
<b>KIDNAPING/ABDUCTION</b>		<b>2</b>
Kidnaping/Abduction		2
<b>ROBBERY</b>		<b>2</b>
Robbery		2
<b>BURGLARY/BREAKING &amp; ENTERING</b>		<b>26</b>
Burglary/Breaking & Entering		26
<b>LARCENY/THEFT OFFENSES</b>		<b>241</b>
All Other Larceny		87
Purse-snatching		6
Shoplifting		107
Theft From Building		7
Theft From Coin Operated Machine or Device		1
Theft From Motor Vehicle		23
Theft of Motor Vehicle Parts/Accessories		11
<b>MOTOR VEHICLE THEFT</b>		<b>9</b>
Motor Vehicle Theft		9
<b>ARSON</b>		<b>2</b>
Arson		2
<b>COUNTERFEITING/FORGERY</b>		<b>17</b>
Counterfeiting/Forgery		17
<b>DESTRUCTION/DAMAGE/VANDALISM OF PROPERTY</b>		<b>67</b>
Destruction/Damage/Vandalism of Property		67
<b>EMBEZZLEMENT</b>		<b>7</b>
Embezzlement		7
<b>FRAUD OFFENSES</b>		<b>49</b>
Credit Card/Automatic Teller Fraud		23
False Pretenses/Swindle/Confidence Game		26
Impersonation		1

# Offenses (Group "A") by Agency

2008

COUNTY

AGENCY

OFFENSE CATEGORY

OFFENSE

# OF OFFENSES

---

<b>STOLEN PROPERTY OFFENSES</b>	<b>1</b>
Stolen Property Offenses	1
<b>DRUG/NARCOTIC OFFENSES</b>	<b>18</b>
Drug/Narcotic Violations	18
<b>PORNOGRAPHY/OBSCENE MATERIAL</b>	<b>1</b>
Pornography/Obscene Material	1
<b>PROSTITUTION OFFENSES</b>	<b>1</b>
Prostitution	1
<b>WEAPON LAW VIOLATIONS</b>	<b>2</b>
Weapon Law Violations	2



# Offenses (Group "A") by Agency

2008

COUNTY

AGENCY

OFFENSE CATEGORY

OFFENSE

# OF OFFENSES

<u>Bridgeport SP</u>	<u>TOTAL</u>	<u>550</u>
<b>HOMICIDE OFFENSES</b>		<b>1</b>
Murder and Nonnegligent Manslaughter		1
<b>SEX OFFENSES, FORCIBLE</b>		<b>12</b>
Forcible Fondling		5
Forcible Rape		2
Sexual Assault With An Object		5
<b>SEX OFFENSES, NONFORCIBLE</b>		<b>2</b>
Statutory Rape		2
<b>ASSAULT OFFENSES</b>		<b>127</b>
Aggravated Assault		13
Intimidation		15
Simple Assault		99
<b>KIDNAPING/ABDUCTION</b>		<b>1</b>
Kidnaping/Abduction		1
<b>ROBBERY</b>		<b>2</b>
Robbery		2
<b>BURGLARY/BREAKING &amp; ENTERING</b>		<b>59</b>
Burglary/Breaking & Entering		59
<b>LARCENY/THEFT OFFENSES</b>		<b>152</b>
All Other Larceny		91
Shoplifting		1
Theft From Building		4
Theft From Motor Vehicle		12
Theft of Motor Vehicle Parts/Accessories		44
<b>MOTOR VEHICLE THEFT</b>		<b>28</b>
Motor Vehicle Theft		28
<b>ARSON</b>		<b>2</b>
Arson		2
<b>COUNTERFEITING/FORGERY</b>		<b>10</b>
Counterfeiting/Forgery		10
<b>DESTRUCTION/DAMAGE/VANDALISM OF PROPERTY</b>		<b>103</b>
Destruction/Damage/Vandalism of Property		103
<b>FRAUD OFFENSES</b>		<b>10</b>
Credit Card/Automatic Teller Fraud		1
False Pretenses/Swindle/Confidence Game		6
Impersonation		3

# Offenses (Group "A") by Agency

---

2008

COUNTY

AGENCY

OFFENSE CATEGORY

OFFENSE

# OF OFFENSES

---

<b>STOLEN PROPERTY OFFENSES</b>	<b>1</b>
Stolen Property Offenses	1
<b>DRUG/NARCOTIC OFFENSES</b>	<b>37</b>
Drug/Narcotic Violations	37
<b>PORNOGRAPHY/OBSCENE MATERIAL</b>	<b>3</b>
Pornography/Obscene Material	3

# Offenses (Group "A") by Agency

2008

COUNTY

AGENCY

OFFENSE CATEGORY

OFFENSE

# OF OFFENSES

Clarksburg PD	TOTAL	1,853
<b>HOMICIDE OFFENSES</b>		<b>1</b>
Murder and Nonnegligent Manslaughter		1
<b>SEX OFFENSES, FORCIBLE</b>		<b>18</b>
Forcible Fondling		7
Forcible Rape		9
Sexual Assault With An Object		2
<b>SEX OFFENSES, NONFORCIBLE</b>		<b>1</b>
Statutory Rape		1
<b>ASSAULT OFFENSES</b>		<b>420</b>
Aggravated Assault		55
Intimidation		29
Simple Assault		340
<b>KIDNAPING/ABDUCTION</b>		<b>3</b>
Kidnaping/Abduction		3
<b>ROBBERY</b>		<b>13</b>
Robbery		13
<b>BURGLARY/BREAKING &amp; ENTERING</b>		<b>197</b>
Burglary/Breaking & Entering		197
<b>LARCENY/THEFT OFFENSES</b>		<b>660</b>
All Other Larceny		472
Shoplifting		162
Theft From Motor Vehicle		27
<b>MOTOR VEHICLE THEFT</b>		<b>42</b>
Motor Vehicle Theft		42
<b>ARSON</b>		<b>12</b>
Arson		12
<b>COUNTERFEITING/FORGERY</b>		<b>33</b>
Counterfeiting/Forgery		33
<b>DESTRUCTION/DAMAGE/VANDALISM OF PROPERTY</b>		<b>330</b>
Destruction/Damage/Vandalism of Property		330
<b>EMBEZZLEMENT</b>		<b>5</b>
Embezzlement		5
<b>FRAUD OFFENSES</b>		<b>65</b>
Credit Card/Automatic Teller Fraud		22
False Pretenses/Swindle/Confidence Game		32
Impersonation		10

# Offenses (Group "A") by Agency

2008

COUNTY

AGENCY

OFFENSE CATEGORY

OFFENSE

# OF OFFENSES

---

Wire Fraud	1
<b>STOLEN PROPERTY OFFENSES</b>	<b>1</b>
Stolen Property Offenses	1
<b>DRUG/NARCOTIC OFFENSES</b>	<b>37</b>
Drug/Narcotic Violations	37
<b>PROSTITUTION OFFENSES</b>	<b>1</b>
Assisting or Promoting Prostitution	1
<b>WEAPON LAW VIOLATIONS</b>	<b>9</b>
Weapon Law Violations	9

# Offenses (Group "A") by Agency

2008

COUNTY

AGENCY

OFFENSE CATEGORY

OFFENSE

# OF OFFENSES

<u>Harrison Co SO</u>	<u>TOTAL</u>	<u>1,066</u>
<b>SEX OFFENSES, FORCIBLE</b>		<b>20</b>
Forcible Fondling		9
Forcible Sodomy		2
Sexual Assault With An Object		9
<b>ASSAULT OFFENSES</b>		<b>199</b>
Aggravated Assault		32
Intimidation		8
Simple Assault		159
<b>ROBBERY</b>		<b>8</b>
Robbery		8
<b>BURGLARY/BREAKING &amp; ENTERING</b>		<b>128</b>
Burglary/Breaking & Entering		128
<b>LARCENY/THEFT OFFENSES</b>		<b>312</b>
All Other Larceny		293
Shoplifting		3
Theft From Building		1
Theft From Motor Vehicle		21
Theft of Motor Vehicle Parts/Accessories		2
<b>MOTOR VEHICLE THEFT</b>		<b>36</b>
Motor Vehicle Theft		36
<b>ARSON</b>		<b>9</b>
Arson		9
<b>COUNTERFEITING/FORGERY</b>		<b>32</b>
Counterfeiting/Forgery		32
<b>DESTRUCTION/DAMAGE/VANDALISM OF PROPERTY</b>		<b>157</b>
Destruction/Damage/Vandalism of Property		157
<b>EMBEZZLEMENT</b>		<b>2</b>
Embezzlement		2
<b>FRAUD OFFENSES</b>		<b>84</b>
Credit Card/Automatic Teller Fraud		38
False Pretenses/Swindle/Confidence Game		39
Impersonation		7
<b>STOLEN PROPERTY OFFENSES</b>		<b>7</b>
Stolen Property Offenses		7
<b>DRUG/NARCOTIC OFFENSES</b>		<b>60</b>
Drug/Narcotic Violations		60

# Offenses (Group "A") by Agency

2008

COUNTY

AGENCY

OFFENSE CATEGORY

OFFENSE

# OF OFFENSES

<b>WEAPON LAW VIOLATIONS</b>		<b>4</b>
Weapon Law Violations		4
<b>Lumberport PD</b>	<b>TOTAL</b>	<b>5</b>
<b>ASSAULT OFFENSES</b>		<b>1</b>
Simple Assault		1
<b>BURGLARY/BREAKING &amp; ENTERING</b>		<b>1</b>
Burglary/Breaking & Entering		1
<b>LARCENY/THEFT OFFENSES</b>		<b>3</b>
All Other Larceny		2
Theft From Motor Vehicle		1
<b>Nutter Fort PD</b>	<b>TOTAL</b>	<b>41</b>
<b>ASSAULT OFFENSES</b>		<b>8</b>
Aggravated Assault		2
Intimidation		1
Simple Assault		6
<b>BURGLARY/BREAKING &amp; ENTERING</b>		<b>2</b>
Burglary/Breaking & Entering		2
<b>LARCENY/THEFT OFFENSES</b>		<b>22</b>
All Other Larceny		7
Shoplifting		4
Theft From Building		1
Theft From Motor Vehicle		10
<b>MOTOR VEHICLE THEFT</b>		<b>3</b>
Motor Vehicle Theft		3
<b>DESTRUCTION/DAMAGE/VANDALISM OF PROPERTY</b>		<b>3</b>
Destruction/Damage/Vandalism of Property		3
<b>FRAUD OFFENSES</b>		<b>1</b>
Credit Card/Automatic Teller Fraud		1
<b>DRUG/NARCOTIC OFFENSES</b>		<b>1</b>
Drug/Narcotic Violations		1
<b>Salem PD</b>	<b>TOTAL</b>	<b>1</b>
<b>SEX OFFENSES, FORCIBLE</b>		<b>1</b>
Sexual Assault With An Object		1

# Offenses (Group "A") by Agency

2008

COUNTY

AGENCY

OFFENSE CATEGORY

OFFENSE

# OF OFFENSES

<u>Shinnston PD</u>	<u>TOTAL</u>	<u>133</u>
<b>ASSAULT OFFENSES</b>		<b>35</b>
Aggravated Assault		2
Intimidation		14
Simple Assault		19
<b>BURGLARY/BREAKING &amp; ENTERING</b>		<b>9</b>
Burglary/Breaking & Entering		9
<b>LARCENY/THEFT OFFENSES</b>		<b>46</b>
All Other Larceny		36
Purse-snatching		1
Shoplifting		2
Theft From Motor Vehicle		2
Theft of Motor Vehicle Parts/Accessories		5
<b>DESTRUCTION/DAMAGE/VANDALISM OF PROPERTY</b>		<b>26</b>
Destruction/Damage/Vandalism of Property		26
<b>EMBEZZLEMENT</b>		<b>1</b>
Embezzlement		1
<b>FRAUD OFFENSES</b>		<b>1</b>
False Pretenses/Swindle/Confidence Game		1
<b>DRUG/NARCOTIC OFFENSES</b>		<b>15</b>
Drug Equipment Violations		1
Drug/Narcotic Violations		14

# Offenses (Group "A") by Agency

2008

COUNTY

AGENCY

OFFENSE CATEGORY

OFFENSE

# OF OFFENSES

Stonewood PD	TOTAL	20
<b>ASSAULT OFFENSES</b>		<b>7</b>
Aggravated Assault		1
Intimidation		1
Simple Assault		5
<b>BURGLARY/BREAKING &amp; ENTERING</b>		<b>3</b>
Burglary/Breaking & Entering		3
<b>LARCENY/THEFT OFFENSES</b>		<b>8</b>
All Other Larceny		5
Purse-snatching		1
Theft From Motor Vehicle		2
<b>DRUG/NARCOTIC OFFENSES</b>		<b>1</b>
Drug/Narcotic Violations		1
<b>WEAPON LAW VIOLATIONS</b>		<b>1</b>
Weapon Law Violations		1
<b>tf Harrison Co Drug &amp; Vio Crime</b>	<b>TOTAL</b>	<b>138</b>
<b>FRAUD OFFENSES</b>		<b>10</b>
False Pretenses/Swindle/Confidence Game		10
<b>DRUG/NARCOTIC OFFENSES</b>		<b>125</b>
Drug/Narcotic Violations		125
<b>WEAPON LAW VIOLATIONS</b>		<b>3</b>
Weapon Law Violations		3
<b>Jackson County</b>	<b>TOTAL</b>	<b>672</b>



# Offenses (Group "A") by Agency

2008

COUNTY

AGENCY

OFFENSE CATEGORY

OFFENSE

# OF OFFENSES

Jackson Co SO	TOTAL	296
<b>SEX OFFENSES, FORCIBLE</b>		<b>3</b>
Forcible Fondling		1
Forcible Rape		1
Sexual Assault With An Object		1
<b>ASSAULT OFFENSES</b>		<b>103</b>
Aggravated Assault		10
Intimidation		6
Simple Assault		89
<b>KIDNAPING/ABDUCTION</b>		<b>2</b>
Kidnaping/Abduction		2
<b>ROBBERY</b>		<b>1</b>
Robbery		1
<b>BURGLARY/BREAKING &amp; ENTERING</b>		<b>47</b>
Burglary/Breaking & Entering		47
<b>LARCENY/THEFT OFFENSES</b>		<b>90</b>
All Other Larceny		35
Pocket-picking		1
Shoplifting		1
Theft From Building		47
Theft From Motor Vehicle		2
Theft of Motor Vehicle Parts/Accessories		4
<b>MOTOR VEHICLE THEFT</b>		<b>19</b>
Motor Vehicle Theft		19
<b>DESTRUCTION/DAMAGE/VANDALISM OF PROPERTY</b>		<b>10</b>
Destruction/Damage/Vandalism of Property		10
<b>EMBEZZLEMENT</b>		<b>1</b>
Embezzlement		1
<b>FRAUD OFFENSES</b>		<b>1</b>
Impersonation		1
<b>STOLEN PROPERTY OFFENSES</b>		<b>2</b>
Stolen Property Offenses		2
<b>DRUG/NARCOTIC OFFENSES</b>		<b>14</b>
Drug Equipment Violations		2
Drug/Narcotic Violations		12
<b>WEAPON LAW VIOLATIONS</b>		<b>1</b>
Weapon Law Violations		1

# Offenses (Group "A") by Agency

2008

COUNTY

AGENCY

OFFENSE CATEGORY

OFFENSE

# OF OFFENSES

Ravenswood PD	TOTAL	50
<b>ASSAULT OFFENSES</b>		<b>19</b>
Aggravated Assault		1
Intimidation		3
Simple Assault		15
<b>BURGLARY/BREAKING &amp; ENTERING</b>		<b>8</b>
Burglary/Breaking & Entering		8
<b>LARCENY/THEFT OFFENSES</b>		<b>21</b>
All Other Larceny		6
Shoplifting		3
Theft From Building		2
Theft From Motor Vehicle		10
<b>DESTRUCTION/DAMAGE/VANDALISM OF PROPERTY</b>		<b>1</b>
Destruction/Damage/Vandalism of Property		1
<b>EMBEZZLEMENT</b>		<b>1</b>
Embezzlement		1

# Offenses (Group "A") by Agency

2008

COUNTY

AGENCY

OFFENSE CATEGORY

OFFENSE

# OF OFFENSES

Ripley PD	TOTAL	171
<b>SEX OFFENSES, FORCIBLE</b>		<b>5</b>
Forcible Fondling		2
Forcible Rape		2
Sexual Assault With An Object		1
<b>ASSAULT OFFENSES</b>		<b>47</b>
Aggravated Assault		5
Intimidation		13
Simple Assault		30
<b>BURGLARY/BREAKING &amp; ENTERING</b>		<b>10</b>
Burglary/Breaking & Entering		10
<b>LARCENY/THEFT OFFENSES</b>		<b>51</b>
All Other Larceny		17
Purse-snatching		5
Shoplifting		3
Theft From Building		10
Theft From Motor Vehicle		14
Theft of Motor Vehicle Parts/Accessories		2
<b>MOTOR VEHICLE THEFT</b>		<b>3</b>
Motor Vehicle Theft		3
<b>COUNTERFEITING/FORGERY</b>		<b>11</b>
Counterfeiting/Forgery		11
<b>DESTRUCTION/DAMAGE/VANDALISM OF PROPERTY</b>		<b>25</b>
Destruction/Damage/Vandalism of Property		25
<b>EMBEZZLEMENT</b>		<b>1</b>
Embezzlement		1
<b>FRAUD OFFENSES</b>		<b>9</b>
Credit Card/Automatic Teller Fraud		3
False Pretenses/Swindle/Confidence Game		3
Impersonation		3
<b>DRUG/NARCOTIC OFFENSES</b>		<b>7</b>
Drug Equipment Violations		2
Drug/Narcotic Violations		5
<b>WEAPON LAW VIOLATIONS</b>		<b>1</b>
Weapon Law Violations		1

# Offenses (Group "A") by Agency

2008

COUNTY

AGENCY

OFFENSE CATEGORY

OFFENSE

# OF OFFENSES

Ripley SP	TOTAL	155
<b>SEX OFFENSES, FORCIBLE</b>		<b>2</b>
Forcible Rape		1
Forcible Sodomy		1
<b>SEX OFFENSES, NONFORCIBLE</b>		<b>1</b>
Incest		1
<b>ASSAULT OFFENSES</b>		<b>51</b>
Aggravated Assault		3
Intimidation		23
Simple Assault		27
<b>BURGLARY/BREAKING &amp; ENTERING</b>		<b>12</b>
Burglary/Breaking & Entering		12
<b>LARCENY/THEFT OFFENSES</b>		<b>41</b>
All Other Larceny		25
Purse-snatching		1
Theft From Building		2
Theft From Motor Vehicle		5
Theft of Motor Vehicle Parts/Accessories		8
<b>MOTOR VEHICLE THEFT</b>		<b>2</b>
Motor Vehicle Theft		2
<b>DESTRUCTION/DAMAGE/VANDALISM OF PROPERTY</b>		<b>27</b>
Destruction/Damage/Vandalism of Property		27
<b>FRAUD OFFENSES</b>		<b>3</b>
False Pretenses/Swindle/Confidence Game		2
Wire Fraud		1
<b>DRUG/NARCOTIC OFFENSES</b>		<b>12</b>
Drug Equipment Violations		2
Drug/Narcotic Violations		10
<b>WEAPON LAW VIOLATIONS</b>		<b>2</b>
Weapon Law Violations		2
<b>Jefferson County TOTAL</b>		<b>2411</b>

# Offenses (Group "A") by Agency

2008

COUNTY

AGENCY

OFFENSE CATEGORY

OFFENSE

# OF OFFENSES

Charles Town PD	TOTAL	294
<b>SEX OFFENSES, FORCIBLE</b>		<b>4</b>
Forcible Fondling		2
Forcible Rape		2
<b>ASSAULT OFFENSES</b>		<b>48</b>
Aggravated Assault		8
Intimidation		7
Simple Assault		34
<b>ROBBERY</b>		<b>1</b>
Robbery		1
<b>BURGLARY/BREAKING &amp; ENTERING</b>		<b>28</b>
Burglary/Breaking & Entering		28
<b>LARCENY/THEFT OFFENSES</b>		<b>89</b>
All Other Larceny		57
Pocket-picking		1
Purse-snatching		1
Shoplifting		5
Theft From Building		6
Theft From Coin Operated Machine or Device		1
Theft From Motor Vehicle		12
Theft of Motor Vehicle Parts/Accessories		6
<b>MOTOR VEHICLE THEFT</b>		<b>5</b>
Motor Vehicle Theft		5
<b>COUNTERFEITING/FORGERY</b>		<b>6</b>
Counterfeiting/Forgery		6
<b>DESTRUCTION/DAMAGE/VANDALISM OF PROPERTY</b>		<b>46</b>
Destruction/Damage/Vandalism of Property		46
<b>EMBEZZLEMENT</b>		<b>1</b>
Embezzlement		1
<b>FRAUD OFFENSES</b>		<b>4</b>
False Pretenses/Swindle/Confidence Game		4
<b>DRUG/NARCOTIC OFFENSES</b>		<b>58</b>
Drug/Narcotic Violations		58
<b>WEAPON LAW VIOLATIONS</b>		<b>3</b>
Weapon Law Violations		3

# Offenses (Group "A") by Agency

2008

COUNTY

AGENCY

OFFENSE CATEGORY

OFFENSE

# OF OFFENSES

<u>DNR - 2 - Jefferson</u>	<u>TOTAL</u>	<u>5</u>
<b>DRUG/NARCOTIC OFFENSES</b>		<b>2</b>
Drug/Narcotic Violations		2
<b>WEAPON LAW VIOLATIONS</b>		<b>3</b>
Weapon Law Violations		3
<u>Harpers Ferry PD</u>	<u>TOTAL</u>	<u>36</u>
<b>ASSAULT OFFENSES</b>		<b>8</b>
Intimidation		5
Simple Assault		3
<b>BURGLARY/BREAKING &amp; ENTERING</b>		<b>1</b>
Burglary/Breaking & Entering		1
<b>LARCENY/THEFT OFFENSES</b>		<b>9</b>
All Other Larceny		7
Theft From Building		2
<b>MOTOR VEHICLE THEFT</b>		<b>1</b>
Motor Vehicle Theft		1
<b>DESTRUCTION/DAMAGE/VANDALISM OF PROPERTY</b>		<b>4</b>
Destruction/Damage/Vandalism of Property		4
<b>FRAUD OFFENSES</b>		<b>1</b>
False Pretenses/Swindle/Confidence Game		1
<b>DRUG/NARCOTIC OFFENSES</b>		<b>12</b>
Drug/Narcotic Violations		12

# Offenses (Group "A") by Agency

2008

COUNTY

AGENCY

OFFENSE CATEGORY

OFFENSE

# OF OFFENSES

<u>Jefferson Co SO</u>	<u>TOTAL</u>	<u>1,025</u>
<b>SEX OFFENSES, FORCIBLE</b>		<b>14</b>
Forcible Fondling		5
Forcible Rape		2
Forcible Sodomy		1
Sexual Assault With An Object		6
<b>SEX OFFENSES, NONFORCIBLE</b>		<b>1</b>
Incest		1
<b>ASSAULT OFFENSES</b>		<b>214</b>
Aggravated Assault		21
Intimidation		29
Simple Assault		164
<b>ROBBERY</b>		<b>12</b>
Robbery		12
<b>BURGLARY/BREAKING &amp; ENTERING</b>		<b>136</b>
Burglary/Breaking & Entering		136
<b>LARCENY/THEFT OFFENSES</b>		<b>313</b>
All Other Larceny		135
Shoplifting		10
Theft From Building		68
Theft From Coin Operated Machine or Device		2
Theft From Motor Vehicle		91
Theft of Motor Vehicle Parts/Accessories		7
<b>MOTOR VEHICLE THEFT</b>		<b>24</b>
Motor Vehicle Theft		24
<b>ARSON</b>		<b>8</b>
Arson		8
<b>COUNTERFEITING/FORGERY</b>		<b>11</b>
Counterfeiting/Forgery		11
<b>DESTRUCTION/DAMAGE/VANDALISM OF PROPERTY</b>		<b>210</b>
Destruction/Damage/Vandalism of Property		210
<b>EMBEZZLEMENT</b>		<b>2</b>
Embezzlement		2
<b>FRAUD OFFENSES</b>		<b>47</b>
False Pretenses/Swindle/Confidence Game		29
Impersonation		18

# Offenses (Group "A") by Agency

---

2008

COUNTY

AGENCY

OFFENSE CATEGORY

OFFENSE

# OF OFFENSES

---

<b>STOLEN PROPERTY OFFENSES</b>	<b>9</b>
Stolen Property Offenses	9
<b>DRUG/NARCOTIC OFFENSES</b>	<b>20</b>
Drug/Narcotic Violations	20
<b>WEAPON LAW VIOLATIONS</b>	<b>4</b>
Weapon Law Violations	4



# Offenses (Group "A") by Agency

2008

COUNTY

AGENCY

OFFENSE CATEGORY

OFFENSE

# OF OFFENSES

<u>Kearneysville SP</u>	<u>TOTAL</u>	<u>778</u>
<b>HOMICIDE OFFENSES</b>		<b>1</b>
Murder and Nonnegligent Manslaughter		1
<b>SEX OFFENSES, FORCIBLE</b>		<b>8</b>
Forcible Fondling		1
Forcible Sodomy		1
Sexual Assault With An Object		6
<b>ASSAULT OFFENSES</b>		<b>148</b>
Aggravated Assault		16
Intimidation		36
Simple Assault		96
<b>KIDNAPING/ABDUCTION</b>		<b>2</b>
Kidnaping/Abduction		2
<b>ROBBERY</b>		<b>3</b>
Robbery		3
<b>BURGLARY/BREAKING &amp; ENTERING</b>		<b>34</b>
Burglary/Breaking & Entering		34
<b>LARCENY/THEFT OFFENSES</b>		<b>271</b>
All Other Larceny		39
Shoplifting		66
Theft From Building		74
Theft From Coin Operated Machine or Device		2
Theft From Motor Vehicle		51
Theft of Motor Vehicle Parts/Accessories		40
<b>MOTOR VEHICLE THEFT</b>		<b>34</b>
Motor Vehicle Theft		34
<b>COUNTERFEITING/FORGERY</b>		<b>7</b>
Counterfeiting/Forgery		7
<b>DESTRUCTION/DAMAGE/VANDALISM OF PROPERTY</b>		<b>133</b>
Destruction/Damage/Vandalism of Property		133
<b>EMBEZZLEMENT</b>		<b>2</b>
Embezzlement		2
<b>EXTORTION/BLACKMAIL</b>		<b>1</b>
Extortion/Blackmail		1
<b>FRAUD OFFENSES</b>		<b>61</b>
Credit Card/Automatic Teller Fraud		20
False Pretenses/Swindle/Confidence Game		34

# Offenses (Group "A") by Agency

2008

COUNTY

AGENCY

OFFENSE CATEGORY

OFFENSE

# OF OFFENSES

	Impersonation	9
	<b>STOLEN PROPERTY OFFENSES</b>	<b>2</b>
	Stolen Property Offenses	2
	<b>DRUG/NARCOTIC OFFENSES</b>	<b>61</b>
	Drug/Narcotic Violations	61
	<b>WEAPON LAW VIOLATIONS</b>	<b>7</b>
	Weapon Law Violations	7
<b>Ranson PD</b>	<b>TOTAL</b>	<b>173</b>
	<b>SEX OFFENSES, FORCIBLE</b>	<b>1</b>
	Forcible Fondling	1
	<b>ASSAULT OFFENSES</b>	<b>99</b>
	Aggravated Assault	13
	Intimidation	11
	Simple Assault	75
	<b>ROBBERY</b>	<b>4</b>
	Robbery	4
	<b>BURGLARY/BREAKING &amp; ENTERING</b>	<b>9</b>
	Burglary/Breaking & Entering	9
	<b>LARCENY/THEFT OFFENSES</b>	<b>28</b>
	All Other Larceny	22
	Shoplifting	6
	<b>MOTOR VEHICLE THEFT</b>	<b>4</b>
	Motor Vehicle Theft	4
	<b>DESTRUCTION/DAMAGE/VANDALISM OF PROPERTY</b>	<b>11</b>
	Destruction/Damage/Vandalism of Property	11
	<b>EMBEZZLEMENT</b>	<b>6</b>
	Embezzlement	6
	<b>FRAUD OFFENSES</b>	<b>4</b>
	False Pretenses/Swindle/Confidence Game	4
	<b>STOLEN PROPERTY OFFENSES</b>	<b>1</b>
	Stolen Property Offenses	1
	<b>DRUG/NARCOTIC OFFENSES</b>	<b>5</b>
	Drug/Narcotic Violations	5
	<b>WEAPON LAW VIOLATIONS</b>	<b>1</b>
	Weapon Law Violations	1

# Offenses (Group "A") by Agency

2008

COUNTY

AGENCY

OFFENSE CATEGORY

OFFENSE

# OF OFFENSES

Shepherd University	TOTAL	74
<b>SEX OFFENSES, FORCIBLE</b>		<b>3</b>
Forcible Fondling		1
Forcible Rape		1
Forcible Sodomy		1
<b>ASSAULT OFFENSES</b>		<b>3</b>
Intimidation		3
<b>BURGLARY/BREAKING &amp; ENTERING</b>		<b>1</b>
Burglary/Breaking & Entering		1
<b>LARCENY/THEFT OFFENSES</b>		<b>30</b>
All Other Larceny		24
Theft From Building		6
Theft From Coin Operated Machine or Device		1
<b>ARSON</b>		<b>2</b>
Arson		2
<b>DESTRUCTION/DAMAGE/VANDALISM OF PROPERTY</b>		<b>24</b>
Destruction/Damage/Vandalism of Property		24
<b>FRAUD OFFENSES</b>		<b>1</b>
False Pretenses/Swindle/Confidence Game		1
<b>DRUG/NARCOTIC OFFENSES</b>		<b>9</b>
Drug/Narcotic Violations		9

# Offenses (Group "A") by Agency

2008

COUNTY

AGENCY

OFFENSE CATEGORY

OFFENSE

# OF OFFENSES

<u>Shepherdstown PD</u>		<u>TOTAL</u>	<u>26</u>
	<b>SEX OFFENSES, FORCIBLE</b>		<b>1</b>
	Sexual Assault With An Object		1
	<b>ASSAULT OFFENSES</b>		<b>3</b>
	Aggravated Assault		1
	Simple Assault		2
	<b>ROBBERY</b>		<b>1</b>
	Robbery		1
	<b>BURGLARY/BREAKING &amp; ENTERING</b>		<b>1</b>
	Burglary/Breaking & Entering		1
	<b>LARCENY/THEFT OFFENSES</b>		<b>7</b>
	All Other Larceny		7
	<b>COUNTERFEITING/FORGERY</b>		<b>1</b>
	Counterfeiting/Forgery		1
	<b>DESTRUCTION/DAMAGE/VANDALISM OF PROPERTY</b>		<b>4</b>
	Destruction/Damage/Vandalism of Property		4
	<b>DRUG/NARCOTIC OFFENSES</b>		<b>8</b>
	Drug/Narcotic Violations		8
<b>KANAWHA</b>	<b>County TOTAL</b>		<b>17545</b>
<u>BCI - SO Charleston</u>		<u>TOTAL</u>	<u>83</u>
	<b>COUNTERFEITING/FORGERY</b>		<b>2</b>
	Counterfeiting/Forgery		2
	<b>FRAUD OFFENSES</b>		<b>15</b>
	False Pretenses/Swindle/Confidence Game		15
	<b>DRUG/NARCOTIC OFFENSES</b>		<b>66</b>
	Drug/Narcotic Violations		66
<u>Cedar Grove PD</u>		<u>TOTAL</u>	<u>9</u>
	<b>BURGLARY/BREAKING &amp; ENTERING</b>		<b>1</b>
	Burglary/Breaking & Entering		1
	<b>LARCENY/THEFT OFFENSES</b>		<b>4</b>
	All Other Larceny		2
	Theft From Building		2
	<b>DESTRUCTION/DAMAGE/VANDALISM OF PROPERTY</b>		<b>3</b>
	Destruction/Damage/Vandalism of Property		3
	<b>DRUG/NARCOTIC OFFENSES</b>		<b>1</b>
	Drug/Narcotic Violations		1

# Offenses (Group "A") by Agency

2008

COUNTY

AGENCY

OFFENSE CATEGORY

OFFENSE

# OF OFFENSES

<u>Charleston PD</u>	<u>TOTAL</u>	<u>7,066</u>
<b>HOMICIDE OFFENSES</b>		<b>3</b>
Murder and Nonnegligent Manslaughter		3
<b>SEX OFFENSES, FORCIBLE</b>		<b>63</b>
Forcible Fondling		22
Forcible Rape		22
Forcible Sodomy		9
Sexual Assault With An Object		10
<b>SEX OFFENSES, NONFORCIBLE</b>		<b>3</b>
Statutory Rape		3
<b>ASSAULT OFFENSES</b>		<b>1,686</b>
Aggravated Assault		379
Intimidation		248
Simple Assault		1,127
<b>KIDNAPING/ABDUCTION</b>		<b>16</b>
Kidnaping/Abduction		16
<b>ROBBERY</b>		<b>126</b>
Robbery		126
<b>BURGLARY/BREAKING &amp; ENTERING</b>		<b>624</b>
Burglary/Breaking & Entering		624
<b>LARCENY/THEFT OFFENSES</b>		<b>2,224</b>
All Other Larceny		970
Pocket-picking		1
Purse-snatching		5
Shoplifting		677
Theft From Building		1
Theft From Motor Vehicle		567
Theft of Motor Vehicle Parts/Accessories		14
<b>MOTOR VEHICLE THEFT</b>		<b>218</b>
Motor Vehicle Theft		218
<b>ARSON</b>		<b>34</b>
Arson		34
<b>COUNTERFEITING/FORGERY</b>		<b>117</b>
Counterfeiting/Forgery		117
<b>DESTRUCTION/DAMAGE/VANDALISM OF PROPERTY</b>		<b>779</b>
Destruction/Damage/Vandalism of Property		779

# Offenses (Group "A") by Agency

2008

COUNTY

AGENCY

OFFENSE CATEGORY

OFFENSE

# OF OFFENSES

<b>EMBEZZLEMENT</b>	<b>48</b>
Embezzlement	48
<b>EXTORTION/BLACKMAIL</b>	<b>1</b>
Extortion/Blackmail	1
<b>FRAUD OFFENSES</b>	<b>224</b>
Credit Card/Automatic Teller Fraud	150
False Pretenses/Swindle/Confidence Game	53
Impersonation	24
<b>STOLEN PROPERTY OFFENSES</b>	<b>49</b>
Stolen Property Offenses	49
<b>DRUG/NARCOTIC OFFENSES</b>	<b>618</b>
Drug Equipment Violations	8
Drug/Narcotic Violations	612
<b>PORNOGRAPHY/OBSCENE MATERIAL</b>	<b>1</b>
Pornography/Obscene Material	1
<b>PROSTITUTION OFFENSES</b>	<b>62</b>
Assisting or Promoting Prostitution	44
Prostitution	24
<b>WEAPON LAW VIOLATIONS</b>	<b>80</b>
Weapon Law Violations	80

# Offenses (Group "A") by Agency

2008

COUNTY

AGENCY

OFFENSE CATEGORY

OFFENSE

# OF OFFENSES

<u>Chesapeake PD</u>	<u>TOTAL</u>	<u>32</u>
<b>ASSAULT OFFENSES</b>		<b>7</b>
Aggravated Assault		2
Intimidation		1
Simple Assault		4
<b>BURGLARY/BREAKING &amp; ENTERING</b>		<b>6</b>
Burglary/Breaking & Entering		6
<b>LARCENY/THEFT OFFENSES</b>		<b>9</b>
All Other Larceny		4
Theft From Building		1
Theft From Motor Vehicle		4
<b>MOTOR VEHICLE THEFT</b>		<b>2</b>
Motor Vehicle Theft		2
<b>DESTRUCTION/DAMAGE/VANDALISM OF PROPERTY</b>		<b>3</b>
Destruction/Damage/Vandalism of Property		3
<b>DRUG/NARCOTIC OFFENSES</b>		<b>5</b>
Drug Equipment Violations		1
Drug/Narcotic Violations		4
<u>DNR - 5 - Kanawha</u>	<u>TOTAL</u>	<u>4</u>
<b>DRUG/NARCOTIC OFFENSES</b>		<b>2</b>
Drug/Narcotic Violations		2
<b>WEAPON LAW VIOLATIONS</b>		<b>2</b>
Weapon Law Violations		2

# Offenses (Group "A") by Agency

2008

COUNTY

AGENCY

OFFENSE CATEGORY

OFFENSE

# OF OFFENSES

<u>Dunbar PD</u>	<u>TOTAL</u>	<u>520</u>
<b>SEX OFFENSES, FORCIBLE</b>		<b>11</b>
Forcible Fondling		2
Forcible Rape		5
Forcible Sodomy		2
Sexual Assault With An Object		2
<b>SEX OFFENSES, NONFORCIBLE</b>		<b>1</b>
Statutory Rape		1
<b>ASSAULT OFFENSES</b>		<b>116</b>
Aggravated Assault		10
Intimidation		2
Simple Assault		104
<b>KIDNAPING/ABDUCTION</b>		<b>3</b>
Kidnaping/Abduction		3
<b>ROBBERY</b>		<b>7</b>
Robbery		7
<b>BURGLARY/BREAKING &amp; ENTERING</b>		<b>58</b>
Burglary/Breaking & Entering		58
<b>LARCENY/THEFT OFFENSES</b>		<b>118</b>
All Other Larceny		60
Pocket-picking		2
Purse-snatching		2
Shoplifting		10
Theft From Building		8
Theft From Coin Operated Machine or Device		1
Theft From Motor Vehicle		35
<b>MOTOR VEHICLE THEFT</b>		<b>27</b>
Motor Vehicle Theft		27
<b>ARSON</b>		<b>2</b>
Arson		2
<b>COUNTERFEITING/FORGERY</b>		<b>13</b>
Counterfeiting/Forgery		13
<b>DESTRUCTION/DAMAGE/VANDALISM OF PROPERTY</b>		<b>83</b>
Destruction/Damage/Vandalism of Property		83
<b>EMBEZZLEMENT</b>		<b>4</b>
Embezzlement		4



# Offenses (Group "A") by Agency

2008

COUNTY

AGENCY

OFFENSE CATEGORY

OFFENSE

# OF OFFENSES

<b>FRAUD OFFENSES</b>	<b>12</b>
Credit Card/Automatic Teller Fraud	6
False Pretenses/Swindle/Confidence Game	5
Impersonation	1
<b>STOLEN PROPERTY OFFENSES</b>	<b>4</b>
Stolen Property Offenses	4
<b>DRUG/NARCOTIC OFFENSES</b>	<b>46</b>
Drug Equipment Violations	2
Drug/Narcotic Violations	45
<b>WEAPON LAW VIOLATIONS</b>	<b>14</b>
Weapon Law Violations	14
<b>East Bank PD</b>	<b>4</b>
<b>ASSAULT OFFENSES</b>	<b>1</b>
Simple Assault	1
<b>ARSON</b>	<b>1</b>
Arson	1
<b>DESTRUCTION/DAMAGE/VANDALISM OF PROPERTY</b>	<b>1</b>
Destruction/Damage/Vandalism of Property	1
<b>DRUG/NARCOTIC OFFENSES</b>	<b>1</b>
Drug/Narcotic Violations	1
<b>Kanawha Co Parks</b>	<b>3</b>
<b>LARCENY/THEFT OFFENSES</b>	<b>1</b>
Theft From Building	1
<b>DESTRUCTION/DAMAGE/VANDALISM OF PROPERTY</b>	<b>2</b>
Destruction/Damage/Vandalism of Property	2

# Offenses (Group "A") by Agency

2008

COUNTY

AGENCY

OFFENSE CATEGORY

OFFENSE

# OF OFFENSES

<u>Kanawha Co SO</u>	<u>TOTAL</u>	<u>4,652</u>
<b>HOMICIDE OFFENSES</b>		<b>7</b>
Murder and Nonnegligent Manslaughter		5
Negligent Manslaughter		2
<b>SEX OFFENSES, FORCIBLE</b>		<b>57</b>
Forcible Fondling		19
Forcible Rape		17
Forcible Sodomy		3
Sexual Assault With An Object		19
<b>SEX OFFENSES, NONFORCIBLE</b>		<b>2</b>
Statutory Rape		2
<b>ASSAULT OFFENSES</b>		<b>1,539</b>
Aggravated Assault		127
Intimidation		85
Simple Assault		1,350
<b>KIDNAPING/ABDUCTION</b>		<b>11</b>
Kidnaping/Abduction		11
<b>ROBBERY</b>		<b>35</b>
Robbery		35
<b>BURGLARY/BREAKING &amp; ENTERING</b>		<b>454</b>
Burglary/Breaking & Entering		454
<b>LARCENY/THEFT OFFENSES</b>		<b>919</b>
All Other Larceny		563
Purse-snatching		1
Shoplifting		64
Theft From Building		18
Theft From Coin Operated Machine or Device		3
Theft From Motor Vehicle		275
Theft of Motor Vehicle Parts/Accessories		8
<b>MOTOR VEHICLE THEFT</b>		<b>139</b>
Motor Vehicle Theft		139
<b>ARSON</b>		<b>21</b>
Arson		21
<b>COUNTERFEITING/FORGERY</b>		<b>62</b>
Counterfeiting/Forgery		62
<b>DESTRUCTION/DAMAGE/VANDALISM OF PROPERTY</b>		<b>619</b>

# Offenses (Group "A") by Agency

2008

COUNTY

AGENCY

OFFENSE CATEGORY

OFFENSE

# OF OFFENSES

	Destruction/Damage/Vandalism of Property	619
	<b>EMBEZZLEMENT</b>	<b>15</b>
	Embezzlement	15
	<b>FRAUD OFFENSES</b>	<b>96</b>
	Credit Card/Automatic Teller Fraud	52
	False Pretenses/Swindle/Confidence Game	35
	Impersonation	10
	<b>STOLEN PROPERTY OFFENSES</b>	<b>62</b>
	Stolen Property Offenses	62
	<b>DRUG/NARCOTIC OFFENSES</b>	<b>412</b>
	Drug Equipment Violations	82
	Drug/Narcotic Violations	373
	<b>PORNOGRAPHY/OBSCENE MATERIAL</b>	<b>7</b>
	Pornography/Obscene Material	7
	<b>PROSTITUTION OFFENSES</b>	<b>2</b>
	Prostitution	2
	<b>WEAPON LAW VIOLATIONS</b>	<b>112</b>
	Weapon Law Violations	112
<b>Marmet PD</b>	<b>TOTAL</b>	<b>15</b>
	<b>ROBBERY</b>	<b>1</b>
	Robbery	1
	<b>LARCENY/THEFT OFFENSES</b>	<b>14</b>
	All Other Larceny	5
	Theft From Building	3
	Theft From Coin Operated Machine or Device	1
	Theft From Motor Vehicle	5

# Offenses (Group "A") by Agency

2008

COUNTY

AGENCY

OFFENSE CATEGORY

OFFENSE

# OF OFFENSES

<u>Nitro PD</u>	<u>TOTAL</u>	<u>513</u>
<b>SEX OFFENSES, FORCIBLE</b>		<b>3</b>
Forcible Fondling		1
Forcible Rape		1
Sexual Assault With An Object		1
<b>ASSAULT OFFENSES</b>		<b>68</b>
Aggravated Assault		2
Intimidation		2
Simple Assault		64
<b>ROBBERY</b>		<b>3</b>
Robbery		3
<b>BURGLARY/BREAKING &amp; ENTERING</b>		<b>30</b>
Burglary/Breaking & Entering		30
<b>LARCENY/THEFT OFFENSES</b>		<b>164</b>
All Other Larceny		94
Purse-snatching		1
Shoplifting		49
Theft From Building		1
Theft From Coin Operated Machine or Device		3
Theft From Motor Vehicle		16
Theft of Motor Vehicle Parts/Accessories		1
<b>MOTOR VEHICLE THEFT</b>		<b>5</b>
Motor Vehicle Theft		5
<b>ARSON</b>		<b>2</b>
Arson		2
<b>COUNTERFEITING/FORGERY</b>		<b>12</b>
Counterfeiting/Forgery		12
<b>DESTRUCTION/DAMAGE/VANDALISM OF PROPERTY</b>		<b>81</b>
Destruction/Damage/Vandalism of Property		81
<b>EMBEZZLEMENT</b>		<b>7</b>
Embezzlement		7
<b>EXTORTION/BLACKMAIL</b>		<b>1</b>
Extortion/Blackmail		1
<b>FRAUD OFFENSES</b>		<b>20</b>
Credit Card/Automatic Teller Fraud		12
False Pretenses/Swindle/Confidence Game		7

# Offenses (Group "A") by Agency

2008

COUNTY

AGENCY

OFFENSE CATEGORY

OFFENSE

# OF OFFENSES

Wire Fraud		1
<b>STOLEN PROPERTY OFFENSES</b>		<b>5</b>
Stolen Property Offenses		5
<b>DRUG/NARCOTIC OFFENSES</b>		<b>100</b>
Drug/Narcotic Violations		100
<b>PORNOGRAPHY/OBSCENE MATERIAL</b>		<b>1</b>
Pornography/Obscene Material		1
<b>WEAPON LAW VIOLATIONS</b>		<b>10</b>
Weapon Law Violations		10
<b>Protective Services-Capitol</b>	<b>TOTAL</b>	<b>3</b>
<b>LARCENY/THEFT OFFENSES</b>		<b>1</b>
Theft From Motor Vehicle		1
<b>DESTRUCTION/DAMAGE/VANDALISM OF PROPERTY</b>		<b>2</b>
Destruction/Damage/Vandalism of Property		2

# Offenses (Group "A") by Agency

2008

COUNTY

AGENCY

OFFENSE CATEGORY

OFFENSE

# OF OFFENSES

<u>Quincy SP</u>	<u>TOTAL</u>	<u>691</u>
<b>SEX OFFENSES, FORCIBLE</b>		<b>3</b>
Forcible Fondling		1
Sexual Assault With An Object		2
<b>SEX OFFENSES, NONFORCIBLE</b>		<b>1</b>
Statutory Rape		1
<b>ASSAULT OFFENSES</b>		<b>131</b>
Aggravated Assault		13
Intimidation		9
Simple Assault		109
<b>KIDNAPING/ABDUCTION</b>		<b>1</b>
Kidnaping/Abduction		1
<b>ROBBERY</b>		<b>1</b>
Robbery		1
<b>BURGLARY/BREAKING &amp; ENTERING</b>		<b>55</b>
Burglary/Breaking & Entering		55
<b>LARCENY/THEFT OFFENSES</b>		<b>140</b>
All Other Larceny		67
Shoplifting		8
Theft From Building		15
Theft From Motor Vehicle		25
Theft of Motor Vehicle Parts/Accessories		26
<b>MOTOR VEHICLE THEFT</b>		<b>31</b>
Motor Vehicle Theft		31
<b>ARSON</b>		<b>6</b>
Arson		6
<b>COUNTERFEITING/FORGERY</b>		<b>18</b>
Counterfeiting/Forgery		18
<b>DESTRUCTION/DAMAGE/VANDALISM OF PROPERTY</b>		<b>90</b>
Destruction/Damage/Vandalism of Property		90
<b>EMBEZZLEMENT</b>		<b>1</b>
Embezzlement		1
<b>FRAUD OFFENSES</b>		<b>28</b>
Credit Card/Automatic Teller Fraud		8
False Pretenses/Swindle/Confidence Game		17
Impersonation		3
<b>STOLEN PROPERTY OFFENSES</b>		<b>11</b>

# Offenses (Group "A") by Agency

---

2008

COUNTY

AGENCY

OFFENSE CATEGORY

OFFENSE

# OF OFFENSES

---

Stolen Property Offenses	11
<b>DRUG/NARCOTIC OFFENSES</b>	<b>158</b>
Drug Equipment Violations	6
Drug/Narcotic Violations	154
<b>PROSTITUTION OFFENSES</b>	<b>7</b>
Assisting or Promoting Prostitution	5
Prostitution	2
<b>WEAPON LAW VIOLATIONS</b>	<b>6</b>
Weapon Law Violations	6

# Offenses (Group "A") by Agency

2008

COUNTY

AGENCY

OFFENSE CATEGORY

OFFENSE

# OF OFFENSES

<u>So Charleston SP</u>	<u>TOTAL</u>	<u>1,573</u>
<b>SEX OFFENSES, FORCIBLE</b>		<b>17</b>
Forcible Fondling		9
Forcible Rape		4
Forcible Sodomy		2
Sexual Assault With An Object		2
<b>SEX OFFENSES, NONFORCIBLE</b>		<b>1</b>
Statutory Rape		1
<b>ASSAULT OFFENSES</b>		<b>246</b>
Aggravated Assault		30
Intimidation		71
Simple Assault		145
<b>KIDNAPING/ABDUCTION</b>		<b>2</b>
Kidnaping/Abduction		2
<b>BURGLARY/BREAKING &amp; ENTERING</b>		<b>112</b>
Burglary/Breaking & Entering		112
<b>LARCENY/THEFT OFFENSES</b>		<b>505</b>
All Other Larceny		143
Pocket-picking		1
Shoplifting		21
Theft From Motor Vehicle		46
Theft of Motor Vehicle Parts/Accessories		301
<b>MOTOR VEHICLE THEFT</b>		<b>47</b>
Motor Vehicle Theft		47
<b>ARSON</b>		<b>3</b>
Arson		3
<b>COUNTERFEITING/FORGERY</b>		<b>38</b>
Counterfeiting/Forgery		38
<b>DESTRUCTION/DAMAGE/VANDALISM OF PROPERTY</b>		<b>169</b>
Destruction/Damage/Vandalism of Property		169
<b>EMBEZZLEMENT</b>		<b>3</b>
Embezzlement		3
<b>FRAUD OFFENSES</b>		<b>53</b>
Credit Card/Automatic Teller Fraud		4
False Pretenses/Swindle/Confidence Game		43
Impersonation		6



# Offenses (Group "A") by Agency

2008

COUNTY

AGENCY

OFFENSE CATEGORY

OFFENSE

# OF OFFENSES

---

Wire Fraud	1
<b>STOLEN PROPERTY OFFENSES</b>	<b>18</b>
Stolen Property Offenses	18
<b>DRUG/NARCOTIC OFFENSES</b>	<b>323</b>
Drug Equipment Violations	34
Drug/Narcotic Violations	300
<b>PORNOGRAPHY/OBSCENE MATERIAL</b>	<b>2</b>
Pornography/Obscene Material	2
<b>WEAPON LAW VIOLATIONS</b>	<b>15</b>
Weapon Law Violations	15

# Offenses (Group "A") by Agency

2008

COUNTY

AGENCY

OFFENSE CATEGORY

OFFENSE

# OF OFFENSES

<u>South Charleston PD</u>	<u>TOTAL</u>	<u>1,386</u>
<b>HOMICIDE OFFENSES</b>		<b>2</b>
Murder and Nonnegligent Manslaughter		2
<b>SEX OFFENSES, FORCIBLE</b>		<b>11</b>
Forcible Fondling		1
Forcible Rape		1
Sexual Assault With An Object		9
<b>SEX OFFENSES, NONFORCIBLE</b>		<b>1</b>
Statutory Rape		1
<b>ASSAULT OFFENSES</b>		<b>192</b>
Aggravated Assault		21
Intimidation		23
Simple Assault		150
<b>KIDNAPING/ABDUCTION</b>		<b>2</b>
Kidnaping/Abduction		2
<b>ROBBERY</b>		<b>18</b>
Robbery		18
<b>BURGLARY/BREAKING &amp; ENTERING</b>		<b>109</b>
Burglary/Breaking & Entering		109
<b>LARCENY/THEFT OFFENSES</b>		<b>496</b>
All Other Larceny		209
Purse-snatching		2
Shoplifting		160
Theft From Building		16
Theft From Coin Operated Machine or Device		9
Theft From Motor Vehicle		90
Theft of Motor Vehicle Parts/Accessories		11
<b>MOTOR VEHICLE THEFT</b>		<b>39</b>
Motor Vehicle Theft		39
<b>ARSON</b>		<b>5</b>
Arson		5
<b>COUNTERFEITING/FORGERY</b>		<b>40</b>
Counterfeiting/Forgery		40
<b>DESTRUCTION/DAMAGE/VANDALISM OF PROPERTY</b>		<b>236</b>
Destruction/Damage/Vandalism of Property		236
<b>EMBEZZLEMENT</b>		<b>6</b>
Embezzlement		6

# Offenses (Group "A") by Agency

2008

COUNTY

AGENCY

OFFENSE CATEGORY

OFFENSE

# OF OFFENSES

---

<b>FRAUD OFFENSES</b>	<b>57</b>
Credit Card/Automatic Teller Fraud	32
False Pretenses/Swindle/Confidence Game	18
Impersonation	6
Wire Fraud	1
<b>STOLEN PROPERTY OFFENSES</b>	<b>13</b>
Stolen Property Offenses	13
<b>DRUG/NARCOTIC OFFENSES</b>	<b>131</b>
Drug Equipment Violations	11
Drug/Narcotic Violations	120
<b>PORNOGRAPHY/OBSCENE MATERIAL</b>	<b>2</b>
Pornography/Obscene Material	2
<b>PROSTITUTION OFFENSES</b>	<b>1</b>
Assisting or Promoting Prostitution	1
<b>WEAPON LAW VIOLATIONS</b>	<b>22</b>
Weapon Law Violations	22

# Offenses (Group "A") by Agency

2008

COUNTY

AGENCY

OFFENSE CATEGORY

OFFENSE

# OF OFFENSES

St Albans PD	TOTAL	750
<b>SEX OFFENSES, FORCIBLE</b>		<b>3</b>
Forcible Fondling		1
Sexual Assault With An Object		2
<b>ASSAULT OFFENSES</b>		<b>160</b>
Aggravated Assault		25
Intimidation		16
Simple Assault		125
<b>KIDNAPING/ABDUCTION</b>		<b>1</b>
Kidnaping/Abduction		1
<b>ROBBERY</b>		<b>10</b>
Robbery		10
<b>BURGLARY/BREAKING &amp; ENTERING</b>		<b>97</b>
Burglary/Breaking & Entering		97
<b>LARCENY/THEFT OFFENSES</b>		<b>308</b>
All Other Larceny		91
Pocket-picking		2
Purse-snatching		8
Shoplifting		81
Theft From Building		55
Theft From Motor Vehicle		62
Theft of Motor Vehicle Parts/Accessories		10
<b>MOTOR VEHICLE THEFT</b>		<b>37</b>
Motor Vehicle Theft		37
<b>ARSON</b>		<b>1</b>
Arson		1
<b>COUNTERFEITING/FORGERY</b>		<b>15</b>
Counterfeiting/Forgery		15
<b>DESTRUCTION/DAMAGE/VANDALISM OF PROPERTY</b>		<b>39</b>
Destruction/Damage/Vandalism of Property		39
<b>EMBEZZLEMENT</b>		<b>3</b>
Embezzlement		3
<b>FRAUD OFFENSES</b>		<b>17</b>
Credit Card/Automatic Teller Fraud		7
False Pretenses/Swindle/Confidence Game		7
Impersonation		3

# Offenses (Group "A") by Agency

2008

COUNTY

AGENCY

OFFENSE CATEGORY

OFFENSE

# OF OFFENSES

<b>STOLEN PROPERTY OFFENSES</b>	<b>6</b>
Stolen Property Offenses	6
<b>DRUG/NARCOTIC OFFENSES</b>	<b>43</b>
Drug Equipment Violations	2
Drug/Narcotic Violations	41
<b>PROSTITUTION OFFENSES</b>	<b>1</b>
Assisting or Promoting Prostitution	1
<b>WEAPON LAW VIOLATIONS</b>	<b>2</b>
Weapon Law Violations	2
<b>tf Metro Drug Enforcement</b>	<b>121</b>
<b>FRAUD OFFENSES</b>	<b>2</b>
False Pretenses/Swindle/Confidence Game	2
<b>DRUG/NARCOTIC OFFENSES</b>	<b>115</b>
Drug Equipment Violations	11
Drug/Narcotic Violations	105
<b>WEAPON LAW VIOLATIONS</b>	<b>3</b>
Weapon Law Violations	3
<b>Turnpike - Kanawha</b>	<b>41</b>
<b>ASSAULT OFFENSES</b>	<b>4</b>
Aggravated Assault	3
Simple Assault	1
<b>LARCENY/THEFT OFFENSES</b>	<b>4</b>
All Other Larceny	4
<b>COUNTERFEITING/FORGERY</b>	<b>1</b>
Counterfeiting/Forgery	1
<b>DESTRUCTION/DAMAGE/VANDALISM OF PROPERTY</b>	<b>2</b>
Destruction/Damage/Vandalism of Property	2
<b>DRUG/NARCOTIC OFFENSES</b>	<b>29</b>
Drug/Narcotic Violations	29
<b>WEAPON LAW VIOLATIONS</b>	<b>1</b>
Weapon Law Violations	1

# Offenses (Group "A") by Agency

2008

COUNTY

AGENCY

OFFENSE CATEGORY

OFFENSE

# OF OFFENSES

<u>WV STATE UNIVERSITY</u>	<u>TOTAL</u>	<u>79</u>
<b>SEX OFFENSES, FORCIBLE</b>		<b>1</b>
Forcible Rape		1
<b>ASSAULT OFFENSES</b>		<b>23</b>
Aggravated Assault		3
Intimidation		5
Simple Assault		15
<b>BURGLARY/BREAKING &amp; ENTERING</b>		<b>3</b>
Burglary/Breaking & Entering		3
<b>LARCENY/THEFT OFFENSES</b>		<b>23</b>
All Other Larceny		19
Purse-snatching		1
Theft From Motor Vehicle		3
<b>MOTOR VEHICLE THEFT</b>		<b>1</b>
Motor Vehicle Theft		1
<b>COUNTERFEITING/FORGERY</b>		<b>1</b>
Counterfeiting/Forgery		1
<b>DESTRUCTION/DAMAGE/VANDALISM OF PROPERTY</b>		<b>17</b>
Destruction/Damage/Vandalism of Property		17
<b>DRUG/NARCOTIC OFFENSES</b>		<b>8</b>
Drug/Narcotic Violations		8
<b>PROSTITUTION OFFENSES</b>		<b>1</b>
Prostitution		1
<b>WEAPON LAW VIOLATIONS</b>		<b>1</b>
Weapon Law Violations		1
<b>Lewis County TOTAL</b>		<b>504</b>

# Offenses (Group "A") by Agency

2008

COUNTY

AGENCY

OFFENSE CATEGORY

OFFENSE

# OF OFFENSES

<u>Lewis Co SO</u>	<u>TOTAL</u>	<u>57</u>
<b>SEX OFFENSES, NONFORCIBLE</b>		<b>1</b>
Incest		1
<b>ASSAULT OFFENSES</b>		<b>25</b>
Aggravated Assault		6
Intimidation		2
Simple Assault		17
<b>ROBBERY</b>		<b>1</b>
Robbery		1
<b>BURGLARY/BREAKING &amp; ENTERING</b>		<b>1</b>
Burglary/Breaking & Entering		1
<b>LARCENY/THEFT OFFENSES</b>		<b>14</b>
All Other Larceny		3
Shoplifting		2
Theft From Building		2
Theft From Motor Vehicle		3
Theft of Motor Vehicle Parts/Accessories		4
<b>MOTOR VEHICLE THEFT</b>		<b>3</b>
Motor Vehicle Theft		3
<b>ARSON</b>		<b>1</b>
Arson		1
<b>COUNTERFEITING/FORGERY</b>		<b>2</b>
Counterfeiting/Forgery		2
<b>DESTRUCTION/DAMAGE/VANDALISM OF PROPERTY</b>		<b>3</b>
Destruction/Damage/Vandalism of Property		3
<b>EMBEZZLEMENT</b>		<b>1</b>
Embezzlement		1
<b>FRAUD OFFENSES</b>		<b>2</b>
False Pretenses/Swindle/Confidence Game		1
Impersonation		1
<b>STOLEN PROPERTY OFFENSES</b>		<b>1</b>
Stolen Property Offenses		1
<b>WEAPON LAW VIOLATIONS</b>		<b>2</b>
Weapon Law Violations		2

# Offenses (Group "A") by Agency

2008

COUNTY

AGENCY

OFFENSE CATEGORY

OFFENSE

# OF OFFENSES

Weston PD	TOTAL	54
<b>HOMICIDE OFFENSES</b>		<b>1</b>
Murder and Nonnegligent Manslaughter		1
<b>ASSAULT OFFENSES</b>		<b>30</b>
Aggravated Assault		2
Intimidation		2
Simple Assault		27
<b>LARCENY/THEFT OFFENSES</b>		<b>10</b>
All Other Larceny		3
Shoplifting		7
<b>ARSON</b>		<b>1</b>
Arson		1
<b>DESTRUCTION/DAMAGE/VANDALISM OF PROPERTY</b>		<b>2</b>
Destruction/Damage/Vandalism of Property		2
<b>DRUG/NARCOTIC OFFENSES</b>		<b>9</b>
Drug Equipment Violations		1
Drug/Narcotic Violations		8



# Offenses (Group "A") by Agency

2008

COUNTY

AGENCY

OFFENSE CATEGORY

OFFENSE

# OF OFFENSES

<u>Weston SP</u>	<u>TOTAL</u>	<u>393</u>
<b>HOMICIDE OFFENSES</b>		<b>1</b>
Murder and Nonnegligent Manslaughter		1
<b>SEX OFFENSES, FORCIBLE</b>		<b>7</b>
Forcible Fondling		4
Forcible Rape		2
Sexual Assault With An Object		1
<b>ASSAULT OFFENSES</b>		<b>62</b>
Aggravated Assault		11
Intimidation		10
Simple Assault		41
<b>BURGLARY/BREAKING &amp; ENTERING</b>		<b>36</b>
Burglary/Breaking & Entering		36
<b>LARCENY/THEFT OFFENSES</b>		<b>114</b>
All Other Larceny		85
Shoplifting		5
Theft From Building		1
Theft From Motor Vehicle		25
Theft of Motor Vehicle Parts/Accessories		2
<b>MOTOR VEHICLE THEFT</b>		<b>15</b>
Motor Vehicle Theft		15
<b>ARSON</b>		<b>2</b>
Arson		2
<b>COUNTERFEITING/FORGERY</b>		<b>14</b>
Counterfeiting/Forgery		14
<b>DESTRUCTION/DAMAGE/VANDALISM OF PROPERTY</b>		<b>52</b>
Destruction/Damage/Vandalism of Property		52
<b>EMBEZZLEMENT</b>		<b>2</b>
Embezzlement		2
<b>FRAUD OFFENSES</b>		<b>12</b>
False Pretenses/Swindle/Confidence Game		11
Impersonation		1
<b>STOLEN PROPERTY OFFENSES</b>		<b>6</b>
Stolen Property Offenses		6
<b>DRUG/NARCOTIC OFFENSES</b>		<b>60</b>
Drug/Narcotic Violations		60
<b>WEAPON LAW VIOLATIONS</b>		<b>6</b>

# Offenses (Group "A") by Agency

2008

COUNTY

AGENCY

OFFENSE CATEGORY

OFFENSE

# OF OFFENSES

Weapon Law Violations 6

**Lincoln County TOTAL 832**

<u>Hamlin PD</u>	<u>TOTAL</u>	<u>18</u>
<b>ASSAULT OFFENSES</b>		<b>8</b>
Intimidation		1
Simple Assault		7
<b>LARCENY/THEFT OFFENSES</b>		<b>5</b>
Shoplifting		3
Theft From Building		2
<b>MOTOR VEHICLE THEFT</b>		<b>1</b>
Motor Vehicle Theft		1
<b>DESTRUCTION/DAMAGE/VANDALISM OF PROPERTY</b>		<b>3</b>
Destruction/Damage/Vandalism of Property		3
<b>WEAPON LAW VIOLATIONS</b>		<b>1</b>
Weapon Law Violations		1

# Offenses (Group "A") by Agency

2008

COUNTY

AGENCY

OFFENSE CATEGORY

OFFENSE

# OF OFFENSES

Hamlin SP	TOTAL	814
<b>HOMICIDE OFFENSES</b>		<b>2</b>
Murder and Nonnegligent Manslaughter		2
<b>SEX OFFENSES, FORCIBLE</b>		<b>20</b>
Forcible Fondling		8
Forcible Rape		7
Sexual Assault With An Object		5
<b>ASSAULT OFFENSES</b>		<b>164</b>
Aggravated Assault		32
Intimidation		37
Simple Assault		102
<b>KIDNAPING/ABDUCTION</b>		<b>2</b>
Kidnaping/Abduction		2
<b>ROBBERY</b>		<b>2</b>
Robbery		2
<b>BURGLARY/BREAKING &amp; ENTERING</b>		<b>86</b>
Burglary/Breaking & Entering		86
<b>LARCENY/THEFT OFFENSES</b>		<b>178</b>
All Other Larceny		115
Shoplifting		16
Theft From Motor Vehicle		9
Theft of Motor Vehicle Parts/Accessories		40
<b>MOTOR VEHICLE THEFT</b>		<b>38</b>
Motor Vehicle Theft		38
<b>ARSON</b>		<b>3</b>
Arson		3
<b>COUNTERFEITING/FORGERY</b>		<b>14</b>
Counterfeiting/Forgery		14
<b>DESTRUCTION/DAMAGE/VANDALISM OF PROPERTY</b>		<b>102</b>
Destruction/Damage/Vandalism of Property		102
<b>EMBEZZLEMENT</b>		<b>3</b>
Embezzlement		3
<b>FRAUD OFFENSES</b>		<b>18</b>
Credit Card/Automatic Teller Fraud		2
False Pretenses/Swindle/Confidence Game		13
Impersonation		3
<b>STOLEN PROPERTY OFFENSES</b>		<b>4</b>

# Offenses (Group "A") by Agency

2008

COUNTY

AGENCY

OFFENSE CATEGORY

OFFENSE

# OF OFFENSES

Stolen Property Offenses	4
<b>DRUG/NARCOTIC OFFENSES</b>	<b>153</b>
Drug Equipment Violations	5
Drug/Narcotic Violations	148
<b>PORNOGRAPHY/OBSCENE MATERIAL</b>	<b>1</b>
Pornography/Obscene Material	1
<b>WEAPON LAW VIOLATIONS</b>	<b>15</b>
Weapon Law Violations	15
<b>Logan County TOTAL</b>	<b>2865</b>

<u>Chapmanville PD</u>	<u>TOTAL</u>
<b>ASSAULT OFFENSES</b>	<b>17</b>
Aggravated Assault	1
Intimidation	7
Simple Assault	10
<b>ROBBERY</b>	<b>2</b>
Robbery	2
<b>BURGLARY/BREAKING &amp; ENTERING</b>	<b>8</b>
Burglary/Breaking & Entering	8
<b>LARCENY/THEFT OFFENSES</b>	<b>39</b>
All Other Larceny	18
Shoplifting	9
Theft From Building	3
Theft From Motor Vehicle	9
<b>MOTOR VEHICLE THEFT</b>	<b>5</b>
Motor Vehicle Theft	5
<b>COUNTERFEITING/FORGERY</b>	<b>2</b>
Counterfeiting/Forgery	2
<b>DESTRUCTION/DAMAGE/VANDALISM OF PROPERTY</b>	<b>16</b>
Destruction/Damage/Vandalism of Property	16
<b>FRAUD OFFENSES</b>	<b>3</b>
False Pretenses/Swindle/Confidence Game	2
Impersonation	1
<b>DRUG/NARCOTIC OFFENSES</b>	<b>22</b>
Drug/Narcotic Violations	22
<b>WEAPON LAW VIOLATIONS</b>	<b>1</b>
Weapon Law Violations	1

# Offenses (Group "A") by Agency

2008

COUNTY

AGENCY

OFFENSE CATEGORY

OFFENSE

# OF OFFENSES

AGENCY	TOTAL	# OF OFFENSES
<b>DNR - 5 - Logan</b>	<b>TOTAL</b>	<b>1</b>
<b>LARCENY/THEFT OFFENSES</b>		<b>1</b>
All Other Larceny		1
<b>Logan Co SO</b>	<b>TOTAL</b>	<b>172</b>
<b>ASSAULT OFFENSES</b>		<b>78</b>
Aggravated Assault		7
Intimidation		8
Simple Assault		63
<b>BURGLARY/BREAKING &amp; ENTERING</b>		<b>12</b>
Burglary/Breaking & Entering		12
<b>LARCENY/THEFT OFFENSES</b>		<b>33</b>
All Other Larceny		10
Purse-snatching		3
Shoplifting		6
Theft From Building		9
Theft From Motor Vehicle		3
Theft of Motor Vehicle Parts/Accessories		2
<b>MOTOR VEHICLE THEFT</b>		<b>7</b>
Motor Vehicle Theft		7
<b>ARSON</b>		<b>1</b>
Arson		1
<b>COUNTERFEITING/FORGERY</b>		<b>2</b>
Counterfeiting/Forgery		2
<b>DESTRUCTION/DAMAGE/VANDALISM OF PROPERTY</b>		<b>14</b>
Destruction/Damage/Vandalism of Property		14
<b>EMBEZZLEMENT</b>		<b>1</b>
Embezzlement		1
<b>FRAUD OFFENSES</b>		<b>5</b>
False Pretenses/Swindle/Confidence Game		5
<b>STOLEN PROPERTY OFFENSES</b>		<b>7</b>
Stolen Property Offenses		7
<b>DRUG/NARCOTIC OFFENSES</b>		<b>12</b>
Drug/Narcotic Violations		12

# Offenses (Group "A") by Agency

2008

COUNTY

AGENCY

OFFENSE CATEGORY

OFFENSE

# OF OFFENSES

<u>Logan PD</u>	<u>TOTAL</u>	<u>618</u>
<b>SEX OFFENSES, FORCIBLE</b>		<b>5</b>
Forcible Fondling		5
<b>ASSAULT OFFENSES</b>		<b>95</b>
Aggravated Assault		13
Intimidation		9
Simple Assault		74
<b>KIDNAPING/ABDUCTION</b>		<b>2</b>
Kidnaping/Abduction		2
<b>ROBBERY</b>		<b>2</b>
Robbery		2
<b>BURGLARY/BREAKING &amp; ENTERING</b>		<b>38</b>
Burglary/Breaking & Entering		38
<b>LARCENY/THEFT OFFENSES</b>		<b>272</b>
All Other Larceny		14
Shoplifting		181
Theft From Building		51
Theft From Coin Operated Machine or Device		2
Theft From Motor Vehicle		15
Theft of Motor Vehicle Parts/Accessories		9
<b>MOTOR VEHICLE THEFT</b>		<b>10</b>
Motor Vehicle Theft		10
<b>ARSON</b>		<b>1</b>
Arson		1
<b>COUNTERFEITING/FORGERY</b>		<b>22</b>
Counterfeiting/Forgery		22
<b>DESTRUCTION/DAMAGE/VANDALISM OF PROPERTY</b>		<b>69</b>
Destruction/Damage/Vandalism of Property		69
<b>EMBEZZLEMENT</b>		<b>4</b>
Embezzlement		4
<b>FRAUD OFFENSES</b>		<b>18</b>
False Pretenses/Swindle/Confidence Game		16
Impersonation		5
Wire Fraud		1
<b>STOLEN PROPERTY OFFENSES</b>		<b>5</b>
Stolen Property Offenses		5
<b>DRUG/NARCOTIC OFFENSES</b>		<b>60</b>

# Offenses (Group "A") by Agency

---

2008

COUNTY

AGENCY

OFFENSE CATEGORY

OFFENSE

# OF OFFENSES

---

Drug/Narcotic Violations	60
<b>PROSTITUTION OFFENSES</b>	<b>2</b>
Assisting or Promoting Prostitution	1
Prostitution	1
<b>WEAPON LAW VIOLATIONS</b>	<b>8</b>
Weapon Law Violations	8

# Offenses (Group "A") by Agency

2008

COUNTY

AGENCY

OFFENSE CATEGORY

OFFENSE

# OF OFFENSES

<u>Logan SP</u>	<u>TOTAL</u>	<u>1,941</u>
<b>HOMICIDE OFFENSES</b>		<b>2</b>
Murder and Nonnegligent Manslaughter		2
<b>SEX OFFENSES, FORCIBLE</b>		<b>20</b>
Forcible Fondling		2
Forcible Rape		10
Forcible Sodomy		1
Sexual Assault With An Object		7
<b>ASSAULT OFFENSES</b>		<b>402</b>
Aggravated Assault		55
Intimidation		52
Simple Assault		300
<b>ROBBERY</b>		<b>9</b>
Robbery		9
<b>BURGLARY/BREAKING &amp; ENTERING</b>		<b>182</b>
Burglary/Breaking & Entering		182
<b>LARCENY/THEFT OFFENSES</b>		<b>506</b>
All Other Larceny		236
Shoplifting		11
Theft From Building		63
Theft From Coin Operated Machine or Device		1
Theft From Motor Vehicle		60
Theft of Motor Vehicle Parts/Accessories		136
<b>MOTOR VEHICLE THEFT</b>		<b>77</b>
Motor Vehicle Theft		77
<b>ARSON</b>		<b>13</b>
Arson		13
<b>COUNTERFEITING/FORGERY</b>		<b>28</b>
Counterfeiting/Forgery		28
<b>DESTRUCTION/DAMAGE/VANDALISM OF PROPERTY</b>		<b>257</b>
Destruction/Damage/Vandalism of Property		257
<b>EMBEZZLEMENT</b>		<b>4</b>
Embezzlement		4
<b>EXTORTION/BLACKMAIL</b>		<b>1</b>
Extortion/Blackmail		1
<b>FRAUD OFFENSES</b>		<b>58</b>
Credit Card/Automatic Teller Fraud		2



# Offenses (Group "A") by Agency

2008

COUNTY

AGENCY

OFFENSE CATEGORY

OFFENSE

# OF OFFENSES

False Pretenses/Swindle/Confidence Game	27
Impersonation	16
Wire Fraud	13
<b>STOLEN PROPERTY OFFENSES</b>	<b>9</b>
Stolen Property Offenses	9
<b>DRUG/NARCOTIC OFFENSES</b>	<b>341</b>
Drug Equipment Violations	6
Drug/Narcotic Violations	340
<b>PORNOGRAPHY/OBSCENE MATERIAL</b>	<b>2</b>
Pornography/Obscene Material	2
<b>WEAPON LAW VIOLATIONS</b>	<b>19</b>
Weapon Law Violations	19

<b>tf U S 119 Task Force</b>	<b>TOTAL</b>	<b>17</b>
<b>DRUG/NARCOTIC OFFENSES</b>		<b>16</b>
Drug/Narcotic Violations		16
<b>PROSTITUTION OFFENSES</b>		<b>1</b>
Prostitution		1

**MARION County TOTAL 2244**

<b>BCI - Fairmont</b>	<b>TOTAL</b>	<b>55</b>
<b>DRUG/NARCOTIC OFFENSES</b>		<b>38</b>
Drug Equipment Violations		1
Drug/Narcotic Violations		37
<b>GAMBLING OFFENSES</b>		<b>17</b>
Betting/Wagering		3
Gambling Equipment Violations		11
Operating/Promoting/Assisting Gambling		3

# Offenses (Group "A") by Agency

2008

COUNTY

AGENCY

OFFENSE CATEGORY

OFFENSE

# OF OFFENSES

<u>Fairmont Campus Police</u>	<u>TOTAL</u>	<u>49</u>
<b>ASSAULT OFFENSES</b>		<b>5</b>
Intimidation		3
Simple Assault		2
<b>BURGLARY/BREAKING &amp; ENTERING</b>		<b>7</b>
Burglary/Breaking & Entering		7
<b>LARCENY/THEFT OFFENSES</b>		<b>14</b>
All Other Larceny		1
Theft From Building		11
Theft From Motor Vehicle		2
<b>DESTRUCTION/DAMAGE/VANDALISM OF PROPERTY</b>		<b>21</b>
Destruction/Damage/Vandalism of Property		21
<b>FRAUD OFFENSES</b>		<b>2</b>
False Pretenses/Swindle/Confidence Game		2

# Offenses (Group "A") by Agency

2008

COUNTY

AGENCY

OFFENSE CATEGORY

OFFENSE

# OF OFFENSES

<u>Fairmont PD</u>	<u>TOTAL</u>	<u>1,007</u>
<b>SEX OFFENSES, FORCIBLE</b>		<b>5</b>
Forcible Fondling		5
<b>SEX OFFENSES, NONFORCIBLE</b>		<b>5</b>
Statutory Rape		5
<b>ASSAULT OFFENSES</b>		<b>244</b>
Aggravated Assault		41
Intimidation		11
Simple Assault		194
<b>KIDNAPING/ABDUCTION</b>		<b>2</b>
Kidnaping/Abduction		2
<b>ROBBERY</b>		<b>9</b>
Robbery		9
<b>BURGLARY/BREAKING &amp; ENTERING</b>		<b>121</b>
Burglary/Breaking & Entering		121
<b>LARCENY/THEFT OFFENSES</b>		<b>291</b>
All Other Larceny		157
Purse-snatching		1
Shoplifting		32
Theft From Building		24
Theft From Coin Operated Machine or Device		2
Theft From Motor Vehicle		73
Theft of Motor Vehicle Parts/Accessories		7
<b>MOTOR VEHICLE THEFT</b>		<b>27</b>
Motor Vehicle Theft		27
<b>ARSON</b>		<b>12</b>
Arson		12
<b>COUNTERFEITING/FORGERY</b>		<b>23</b>
Counterfeiting/Forgery		23
<b>DESTRUCTION/DAMAGE/VANDALISM OF PROPERTY</b>		<b>192</b>
Destruction/Damage/Vandalism of Property		192
<b>EMBEZZLEMENT</b>		<b>9</b>
Embezzlement		9
<b>EXTORTION/BLACKMAIL</b>		<b>1</b>
Extortion/Blackmail		1
<b>FRAUD OFFENSES</b>		<b>32</b>
Credit Card/Automatic Teller Fraud		20

# Offenses (Group "A") by Agency

---

2008

COUNTY

AGENCY

OFFENSE CATEGORY

OFFENSE

# OF OFFENSES

---

False Pretenses/Swindle/Confidence Game	12
<b>STOLEN PROPERTY OFFENSES</b>	<b>4</b>
Stolen Property Offenses	4
<b>DRUG/NARCOTIC OFFENSES</b>	<b>14</b>
Drug/Narcotic Violations	14
<b>WEAPON LAW VIOLATIONS</b>	<b>9</b>
Weapon Law Violations	9

# Offenses (Group "A") by Agency

2008

COUNTY

AGENCY

OFFENSE CATEGORY

OFFENSE

# OF OFFENSES

Fairmont SP	TOTAL	365
<b>SEX OFFENSES, FORCIBLE</b>		<b>3</b>
Forcible Fondling		1
Forcible Sodomy		1
Sexual Assault With An Object		1
<b>ASSAULT OFFENSES</b>		<b>45</b>
Aggravated Assault		7
Intimidation		9
Simple Assault		30
<b>KIDNAPING/ABDUCTION</b>		<b>1</b>
Kidnaping/Abduction		1
<b>BURGLARY/BREAKING &amp; ENTERING</b>		<b>32</b>
Burglary/Breaking & Entering		32
<b>LARCENY/THEFT OFFENSES</b>		<b>130</b>
All Other Larceny		52
Shoplifting		16
Theft From Motor Vehicle		16
Theft of Motor Vehicle Parts/Accessories		46
<b>MOTOR VEHICLE THEFT</b>		<b>15</b>
Motor Vehicle Theft		15
<b>ARSON</b>		<b>1</b>
Arson		1
<b>COUNTERFEITING/FORGERY</b>		<b>2</b>
Counterfeiting/Forgery		2
<b>DESTRUCTION/DAMAGE/VANDALISM OF PROPERTY</b>		<b>92</b>
Destruction/Damage/Vandalism of Property		92
<b>EMBEZZLEMENT</b>		<b>3</b>
Embezzlement		3
<b>FRAUD OFFENSES</b>		<b>14</b>
Credit Card/Automatic Teller Fraud		2
False Pretenses/Swindle/Confidence Game		8
Impersonation		4
<b>STOLEN PROPERTY OFFENSES</b>		<b>4</b>
Stolen Property Offenses		4
<b>DRUG/NARCOTIC OFFENSES</b>		<b>17</b>
Drug/Narcotic Violations		17
<b>PORNOGRAPHY/OBSCENE MATERIAL</b>		<b>2</b>

# Offenses (Group "A") by Agency

2008

COUNTY

AGENCY

OFFENSE CATEGORY

OFFENSE

# OF OFFENSES

		# OF OFFENSES
	Pornography/Obscene Material	2
	<b>WEAPON LAW VIOLATIONS</b>	<b>3</b>
	Weapon Law Violations	3
<b>Fairview PD</b>	<b>TOTAL</b>	<b>4</b>
	<b>ASSAULT OFFENSES</b>	<b>1</b>
	Intimidation	1
	<b>LARCENY/THEFT OFFENSES</b>	<b>2</b>
	All Other Larceny	1
	Shoplifting	1
	<b>DESTRUCTION/DAMAGE/VANDALISM OF PROPERTY</b>	<b>1</b>
	Destruction/Damage/Vandalism of Property	1
<b>Mannington PD</b>	<b>TOTAL</b>	<b>14</b>
	<b>SEX OFFENSES, FORCIBLE</b>	<b>1</b>
	Forcible Fondling	1
	<b>ASSAULT OFFENSES</b>	<b>10</b>
	Aggravated Assault	1
	Intimidation	2
	Simple Assault	7
	<b>BURGLARY/BREAKING &amp; ENTERING</b>	<b>1</b>
	Burglary/Breaking & Entering	1
	<b>LARCENY/THEFT OFFENSES</b>	<b>1</b>
	Theft From Building	1
	<b>COUNTERFEITING/FORGERY</b>	<b>1</b>
	Counterfeiting/Forgery	1

# Offenses (Group "A") by Agency

2008

COUNTY

AGENCY

OFFENSE CATEGORY

OFFENSE

# OF OFFENSES

<u>Marion Co SO</u>	<u>TOTAL</u>	<u>708</u>
<b>SEX OFFENSES, FORCIBLE</b>		<b>7</b>
Forcible Fondling		4
Forcible Rape		1
Forcible Sodomy		1
Sexual Assault With An Object		1
<b>SEX OFFENSES, NONFORCIBLE</b>		<b>2</b>
Statutory Rape		2
<b>ASSAULT OFFENSES</b>		<b>191</b>
Aggravated Assault		26
Intimidation		34
Simple Assault		131
<b>ROBBERY</b>		<b>5</b>
Robbery		5
<b>BURGLARY/BREAKING &amp; ENTERING</b>		<b>36</b>
Burglary/Breaking & Entering		36
<b>LARCENY/THEFT OFFENSES</b>		<b>249</b>
All Other Larceny		141
Purse-snatching		3
Shoplifting		64
Theft From Building		24
Theft From Coin Operated Machine or Device		1
Theft From Motor Vehicle		17
<b>MOTOR VEHICLE THEFT</b>		<b>12</b>
Motor Vehicle Theft		12
<b>ARSON</b>		<b>4</b>
Arson		4
<b>COUNTERFEITING/FORGERY</b>		<b>9</b>
Counterfeiting/Forgery		9
<b>DESTRUCTION/DAMAGE/VANDALISM OF PROPERTY</b>		<b>124</b>
Destruction/Damage/Vandalism of Property		124
<b>FRAUD OFFENSES</b>		<b>25</b>
False Pretenses/Swindle/Confidence Game		19
Impersonation		6
<b>DRUG/NARCOTIC OFFENSES</b>		<b>35</b>
Drug/Narcotic Violations		35

# Offenses (Group "A") by Agency

2008

COUNTY

AGENCY

OFFENSE CATEGORY

OFFENSE

# OF OFFENSES

	<b>WEAPON LAW VIOLATIONS</b>	<b>8</b>
	Weapon Law Violations	8
<b>Rivesville PD</b>	<b>TOTAL</b>	<b>17</b>
	<b>ASSAULT OFFENSES</b>	<b>4</b>
	Intimidation	1
	Simple Assault	3
	<b>BURGLARY/BREAKING &amp; ENTERING</b>	<b>1</b>
	Burglary/Breaking & Entering	1
	<b>LARCENY/THEFT OFFENSES</b>	<b>4</b>
	All Other Larceny	3
	Shoplifting	1
	<b>DRUG/NARCOTIC OFFENSES</b>	<b>8</b>
	Drug/Narcotic Violations	8
<b>TF--3 RIVERS</b>	<b>TOTAL</b>	<b>25</b>
	<b>LARCENY/THEFT OFFENSES</b>	<b>1</b>
	All Other Larceny	1
	<b>FRAUD OFFENSES</b>	<b>1</b>
	False Pretenses/Swindle/Confidence Game	1
	<b>DRUG/NARCOTIC OFFENSES</b>	<b>23</b>
	Drug/Narcotic Violations	23
<b>Marshall</b>	<b>County TOTAL</b>	<b>1833</b>



# Offenses (Group "A") by Agency

2008

COUNTY

AGENCY

OFFENSE CATEGORY

OFFENSE

# OF OFFENSES

<u>Benwood PD</u>	<u>TOTAL</u>	<u>19</u>
<b>SEX OFFENSES, FORCIBLE</b>		<b>1</b>
Forcible Fondling		1
<b>ASSAULT OFFENSES</b>		<b>9</b>
Intimidation		2
Simple Assault		7
<b>BURGLARY/BREAKING &amp; ENTERING</b>		<b>1</b>
Burglary/Breaking & Entering		1
<b>LARCENY/THEFT OFFENSES</b>		<b>2</b>
Shoplifting		1
Theft From Building		1
<b>COUNTERFEITING/FORGERY</b>		<b>2</b>
Counterfeiting/Forgery		2
<b>DESTRUCTION/DAMAGE/VANDALISM OF PROPERTY</b>		<b>1</b>
Destruction/Damage/Vandalism of Property		1
<b>STOLEN PROPERTY OFFENSES</b>		<b>1</b>
Stolen Property Offenses		1
<b>DRUG/NARCOTIC OFFENSES</b>		<b>1</b>
Drug/Narcotic Violations		1
<b>WEAPON LAW VIOLATIONS</b>		<b>1</b>
Weapon Law Violations		1
<u>Cameron PD</u>	<u>TOTAL</u>	<u>1</u>
<b>ASSAULT OFFENSES</b>		<b>1</b>
Aggravated Assault		1

# Offenses (Group "A") by Agency

2008

COUNTY

AGENCY

OFFENSE CATEGORY

OFFENSE

# OF OFFENSES

Glen Dale PD	TOTAL	95
<b>SEX OFFENSES, NONFORCIBLE</b>		<b>1</b>
Statutory Rape		1
<b>ASSAULT OFFENSES</b>		<b>15</b>
Intimidation		5
Simple Assault		10
<b>BURGLARY/BREAKING &amp; ENTERING</b>		<b>8</b>
Burglary/Breaking & Entering		8
<b>LARCENY/THEFT OFFENSES</b>		<b>32</b>
All Other Larceny		11
Shoplifting		1
Theft From Building		6
Theft From Motor Vehicle		13
Theft of Motor Vehicle Parts/Accessories		1
<b>MOTOR VEHICLE THEFT</b>		<b>1</b>
Motor Vehicle Theft		1
<b>ARSON</b>		<b>1</b>
Arson		1
<b>COUNTERFEITING/FORGERY</b>		<b>4</b>
Counterfeiting/Forgery		4
<b>DESTRUCTION/DAMAGE/VANDALISM OF PROPERTY</b>		<b>16</b>
Destruction/Damage/Vandalism of Property		16
<b>FRAUD OFFENSES</b>		<b>7</b>
Credit Card/Automatic Teller Fraud		1
False Pretenses/Swindle/Confidence Game		4
Impersonation		2
<b>STOLEN PROPERTY OFFENSES</b>		<b>1</b>
Stolen Property Offenses		1
<b>DRUG/NARCOTIC OFFENSES</b>		<b>7</b>
Drug Equipment Violations		2
Drug/Narcotic Violations		6
<b>WEAPON LAW VIOLATIONS</b>		<b>1</b>
Weapon Law Violations		1

# Offenses (Group "A") by Agency

2008

COUNTY

AGENCY

OFFENSE CATEGORY

OFFENSE

# OF OFFENSES

Marshall Co SO	TOTAL	793
<b>SEX OFFENSES, FORCIBLE</b>		<b>6</b>
Forcible Fondling		2
Forcible Rape		4
<b>SEX OFFENSES, NONFORCIBLE</b>		<b>2</b>
Statutory Rape		2
<b>ASSAULT OFFENSES</b>		<b>263</b>
Aggravated Assault		16
Intimidation		108
Simple Assault		139
<b>KIDNAPING/ABDUCTION</b>		<b>2</b>
Kidnaping/Abduction		2
<b>ROBBERY</b>		<b>1</b>
Robbery		1
<b>BURGLARY/BREAKING &amp; ENTERING</b>		<b>66</b>
Burglary/Breaking & Entering		66
<b>LARCENY/THEFT OFFENSES</b>		<b>173</b>
All Other Larceny		111
Purse-snatching		1
Shoplifting		2
Theft From Building		8
Theft From Motor Vehicle		43
Theft of Motor Vehicle Parts/Accessories		10
<b>MOTOR VEHICLE THEFT</b>		<b>23</b>
Motor Vehicle Theft		23
<b>ARSON</b>		<b>1</b>
Arson		1
<b>COUNTERFEITING/FORGERY</b>		<b>10</b>
Counterfeiting/Forgery		10
<b>DESTRUCTION/DAMAGE/VANDALISM OF PROPERTY</b>		<b>182</b>
Destruction/Damage/Vandalism of Property		182
<b>EMBEZZLEMENT</b>		<b>2</b>
Embezzlement		2
<b>FRAUD OFFENSES</b>		<b>23</b>
Credit Card/Automatic Teller Fraud		6
False Pretenses/Swindle/Confidence Game		15
Impersonation		1

# Offenses (Group "A") by Agency

2008

COUNTY

AGENCY

OFFENSE CATEGORY

OFFENSE

# OF OFFENSES

	Wire Fraud	1
	<b>STOLEN PROPERTY OFFENSES</b>	<b>1</b>
	Stolen Property Offenses	1
	<b>DRUG/NARCOTIC OFFENSES</b>	<b>26</b>
	Drug Equipment Violations	1
	Drug/Narcotic Violations	26
	<b>WEAPON LAW VIOLATIONS</b>	<b>9</b>
	Weapon Law Violations	9
<b>Mc Mechen PD</b>	<b>TOTAL</b>	<b>5</b>
	<b>ASSAULT OFFENSES</b>	<b>3</b>
	Simple Assault	3
	<b>MOTOR VEHICLE THEFT</b>	<b>1</b>
	Motor Vehicle Theft	1
	<b>FRAUD OFFENSES</b>	<b>1</b>
	Impersonation	1

# Offenses (Group "A") by Agency

2008

COUNTY

AGENCY

OFFENSE CATEGORY

OFFENSE

# OF OFFENSES

<u>Moundsville PD</u>	<u>TOTAL</u>	<u>745</u>
<b>SEX OFFENSES, FORCIBLE</b>		<b>4</b>
Forcible Fondling		1
Forcible Rape		1
Forcible Sodomy		2
<b>ASSAULT OFFENSES</b>		<b>135</b>
Aggravated Assault		17
Intimidation		8
Simple Assault		111
<b>KIDNAPING/ABDUCTION</b>		<b>1</b>
Kidnaping/Abduction		1
<b>ROBBERY</b>		<b>4</b>
Robbery		4
<b>BURGLARY/BREAKING &amp; ENTERING</b>		<b>70</b>
Burglary/Breaking & Entering		70
<b>LARCENY/THEFT OFFENSES</b>		<b>267</b>
All Other Larceny		129
Shoplifting		37
Theft From Building		11
Theft From Motor Vehicle		82
Theft of Motor Vehicle Parts/Accessories		8
<b>MOTOR VEHICLE THEFT</b>		<b>20</b>
Motor Vehicle Theft		20
<b>ARSON</b>		<b>6</b>
Arson		6
<b>COUNTERFEITING/FORGERY</b>		<b>14</b>
Counterfeiting/Forgery		14
<b>DESTRUCTION/DAMAGE/VANDALISM OF PROPERTY</b>		<b>159</b>
Destruction/Damage/Vandalism of Property		159
<b>EMBEZZLEMENT</b>		<b>6</b>
Embezzlement		6
<b>FRAUD OFFENSES</b>		<b>17</b>
Credit Card/Automatic Teller Fraud		3
False Pretenses/Swindle/Confidence Game		13
Welfare Fraud		1
<b>STOLEN PROPERTY OFFENSES</b>		<b>2</b>
Stolen Property Offenses		2

# Offenses (Group "A") by Agency

2008

COUNTY

AGENCY

OFFENSE CATEGORY

OFFENSE

# OF OFFENSES

<b>DRUG/NARCOTIC OFFENSES</b>	<b>27</b>
Drug/Narcotic Violations	27
<b>PORNOGRAPHY/OBSCENE MATERIAL</b>	<b>1</b>
Pornography/Obscene Material	1
<b>WEAPON LAW VIOLATIONS</b>	<b>11</b>
Weapon Law Violations	11
<b>Moundsville SP</b>	<b>TOTAL</b>
	<b>175</b>
<b>HOMICIDE OFFENSES</b>	<b>1</b>
Murder and Nonnegligent Manslaughter	1
<b>SEX OFFENSES, FORCIBLE</b>	<b>16</b>
Forcible Fondling	9
Forcible Rape	3
Forcible Sodomy	3
Sexual Assault With An Object	1
<b>ASSAULT OFFENSES</b>	<b>50</b>
Aggravated Assault	7
Intimidation	14
Simple Assault	29
<b>ROBBERY</b>	<b>2</b>
Robbery	2
<b>LARCENY/THEFT OFFENSES</b>	<b>20</b>
All Other Larceny	3
Theft From Building	7
Theft of Motor Vehicle Parts/Accessories	10
<b>MOTOR VEHICLE THEFT</b>	<b>3</b>
Motor Vehicle Theft	3
<b>COUNTERFEITING/FORGERY</b>	<b>2</b>
Counterfeiting/Forgery	2
<b>DESTRUCTION/DAMAGE/VANDALISM OF PROPERTY</b>	<b>12</b>
Destruction/Damage/Vandalism of Property	12
<b>FRAUD OFFENSES</b>	<b>7</b>
False Pretenses/Swindle/Confidence Game	7
<b>DRUG/NARCOTIC OFFENSES</b>	<b>60</b>
Drug/Narcotic Violations	60
<b>PORNOGRAPHY/OBSCENE MATERIAL</b>	<b>2</b>
Pornography/Obscene Material	2

# Offenses (Group "A") by Agency

2008

COUNTY

AGENCY

OFFENSE CATEGORY

OFFENSE

# OF OFFENSES

Mason County TOTAL 1141

Mason Co SO	TOTAL	364
<b>SEX OFFENSES, FORCIBLE</b>		<b>5</b>
Forcible Fondling		4
Sexual Assault With An Object		1
<b>ASSAULT OFFENSES</b>		<b>73</b>
Aggravated Assault		10
Intimidation		16
Simple Assault		47
<b>KIDNAPING/ABDUCTION</b>		<b>2</b>
Kidnaping/Abduction		2
<b>LARCENY/THEFT OFFENSES</b>		<b>158</b>
All Other Larceny		26
Theft From Building		115
Theft From Motor Vehicle		16
Theft of Motor Vehicle Parts/Accessories		1
<b>MOTOR VEHICLE THEFT</b>		<b>26</b>
Motor Vehicle Theft		26
<b>ARSON</b>		<b>1</b>
Arson		1
<b>COUNTERFEITING/FORGERY</b>		<b>8</b>
Counterfeiting/Forgery		8
<b>DESTRUCTION/DAMAGE/VANDALISM OF PROPERTY</b>		<b>65</b>
Destruction/Damage/Vandalism of Property		65
<b>FRAUD OFFENSES</b>		<b>10</b>
Credit Card/Automatic Teller Fraud		2
False Pretenses/Swindle/Confidence Game		7
Impersonation		1
<b>DRUG/NARCOTIC OFFENSES</b>		<b>15</b>
Drug/Narcotic Violations		15
<b>WEAPON LAW VIOLATIONS</b>		<b>1</b>
Weapon Law Violations		1

# Offenses (Group "A") by Agency

2008

COUNTY

AGENCY

OFFENSE CATEGORY

OFFENSE

# OF OFFENSES

<u>Mason PD</u>	<u>TOTAL</u>	<u>13</u>
<b>ASSAULT OFFENSES</b>		<b>4</b>
Aggravated Assault		1
Simple Assault		3
<b>BURGLARY/BREAKING &amp; ENTERING</b>		<b>2</b>
Burglary/Breaking & Entering		2
<b>LARCENY/THEFT OFFENSES</b>		<b>3</b>
Theft From Motor Vehicle		3
<b>COUNTERFEITING/FORGERY</b>		<b>1</b>
Counterfeiting/Forgery		1
<b>STOLEN PROPERTY OFFENSES</b>		<b>1</b>
Stolen Property Offenses		1
<b>DRUG/NARCOTIC OFFENSES</b>		<b>1</b>
Drug/Narcotic Violations		1
<b>WEAPON LAW VIOLATIONS</b>		<b>1</b>
Weapon Law Violations		1
<u>New Haven PD</u>	<u>TOTAL</u>	<u>27</u>
<b>ASSAULT OFFENSES</b>		<b>5</b>
Simple Assault		5
<b>ROBBERY</b>		<b>1</b>
Robbery		1
<b>BURGLARY/BREAKING &amp; ENTERING</b>		<b>2</b>
Burglary/Breaking & Entering		2
<b>LARCENY/THEFT OFFENSES</b>		<b>11</b>
All Other Larceny		7
Shoplifting		1
Theft From Motor Vehicle		3
<b>DESTRUCTION/DAMAGE/VANDALISM OF PROPERTY</b>		<b>5</b>
Destruction/Damage/Vandalism of Property		5
<b>DRUG/NARCOTIC OFFENSES</b>		<b>3</b>
Drug/Narcotic Violations		3



# Offenses (Group "A") by Agency

2008

COUNTY

AGENCY

OFFENSE CATEGORY

OFFENSE

# OF OFFENSES

<u>Point Pleasant PD</u>	<u>TOTAL</u>	<u>460</u>
<b>SEX OFFENSES, FORCIBLE</b>		<b>4</b>
Forcible Fondling		2
Forcible Rape		1
Sexual Assault With An Object		1
<b>ASSAULT OFFENSES</b>		<b>66</b>
Aggravated Assault		7
Intimidation		15
Simple Assault		46
<b>KIDNAPING/ABDUCTION</b>		<b>1</b>
Kidnaping/Abduction		1
<b>ROBBERY</b>		<b>7</b>
Robbery		7
<b>BURGLARY/BREAKING &amp; ENTERING</b>		<b>48</b>
Burglary/Breaking & Entering		48
<b>LARCENY/THEFT OFFENSES</b>		<b>156</b>
All Other Larceny		92
Pocket-picking		1
Purse-snatching		3
Shoplifting		13
Theft From Building		12
Theft From Motor Vehicle		33
Theft of Motor Vehicle Parts/Accessories		4
<b>MOTOR VEHICLE THEFT</b>		<b>14</b>
Motor Vehicle Theft		14
<b>ARSON</b>		<b>1</b>
Arson		1
<b>COUNTERFEITING/FORGERY</b>		<b>10</b>
Counterfeiting/Forgery		10
<b>DESTRUCTION/DAMAGE/VANDALISM OF PROPERTY</b>		<b>98</b>
Destruction/Damage/Vandalism of Property		98
<b>EMBEZZLEMENT</b>		<b>1</b>
Embezzlement		1
<b>FRAUD OFFENSES</b>		<b>26</b>
False Pretenses/Swindle/Confidence Game		25
Impersonation		1

# Offenses (Group "A") by Agency

---

2008

COUNTY

AGENCY

OFFENSE CATEGORY

OFFENSE

# OF OFFENSES

---

<b>STOLEN PROPERTY OFFENSES</b>	<b>1</b>
Stolen Property Offenses	1
<b>DRUG/NARCOTIC OFFENSES</b>	<b>22</b>
Drug/Narcotic Violations	22
<b>WEAPON LAW VIOLATIONS</b>	<b>1</b>
Weapon Law Violations	1

# Offenses (Group "A") by Agency

2008

COUNTY

AGENCY

OFFENSE CATEGORY

OFFENSE

# OF OFFENSES

<u>Point Pleasant SP</u>	<u>TOTAL</u>	<u>277</u>
<b>HOMICIDE OFFENSES</b>		<b>1</b>
Murder and Nonnegligent Manslaughter		1
<b>SEX OFFENSES, FORCIBLE</b>		<b>7</b>
Forcible Fondling		2
Forcible Rape		4
Sexual Assault With An Object		1
<b>ASSAULT OFFENSES</b>		<b>28</b>
Aggravated Assault		5
Intimidation		5
Simple Assault		18
<b>BURGLARY/BREAKING &amp; ENTERING</b>		<b>46</b>
Burglary/Breaking & Entering		46
<b>LARCENY/THEFT OFFENSES</b>		<b>61</b>
All Other Larceny		40
Theft From Building		1
Theft From Motor Vehicle		10
Theft of Motor Vehicle Parts/Accessories		10
<b>MOTOR VEHICLE THEFT</b>		<b>8</b>
Motor Vehicle Theft		8
<b>ARSON</b>		<b>1</b>
Arson		1
<b>COUNTERFEITING/FORGERY</b>		<b>2</b>
Counterfeiting/Forgery		2
<b>DESTRUCTION/DAMAGE/VANDALISM OF PROPERTY</b>		<b>40</b>
Destruction/Damage/Vandalism of Property		40
<b>EMBEZZLEMENT</b>		<b>1</b>
Embezzlement		1
<b>FRAUD OFFENSES</b>		<b>16</b>
False Pretenses/Swindle/Confidence Game		12
Impersonation		4
<b>STOLEN PROPERTY OFFENSES</b>		<b>1</b>
Stolen Property Offenses		1
<b>DRUG/NARCOTIC OFFENSES</b>		<b>61</b>
Drug Equipment Violations		2
Drug/Narcotic Violations		61
<b>WEAPON LAW VIOLATIONS</b>		<b>2</b>

# Offenses (Group "A") by Agency

2008

COUNTY

AGENCY

OFFENSE CATEGORY

OFFENSE

# OF OFFENSES

Weapon Law Violations 2

McDowell County TOTAL 438

DNR - 4 - McDowell TOTAL 2

DRUG/NARCOTIC OFFENSES 2

Drug/Narcotic Violations 2

# Offenses (Group "A") by Agency

2008

COUNTY

AGENCY

OFFENSE CATEGORY

OFFENSE

# OF OFFENSES

Mc Dowell Co SO	TOTAL	215
<b>HOMICIDE OFFENSES</b>		<b>1</b>
Murder and Nonnegligent Manslaughter		1
<b>SEX OFFENSES, FORCIBLE</b>		<b>1</b>
Forcible Rape		1
<b>SEX OFFENSES, NONFORCIBLE</b>		<b>1</b>
Incest		1
<b>ASSAULT OFFENSES</b>		<b>82</b>
Aggravated Assault		12
Intimidation		28
Simple Assault		42
<b>ROBBERY</b>		<b>2</b>
Robbery		2
<b>BURGLARY/BREAKING &amp; ENTERING</b>		<b>19</b>
Burglary/Breaking & Entering		19
<b>LARCENY/THEFT OFFENSES</b>		<b>47</b>
All Other Larceny		12
Purse-snatching		1
Theft From Building		26
Theft From Motor Vehicle		1
Theft of Motor Vehicle Parts/Accessories		7
<b>MOTOR VEHICLE THEFT</b>		<b>8</b>
Motor Vehicle Theft		8
<b>COUNTERFEITING/FORGERY</b>		<b>4</b>
Counterfeiting/Forgery		4
<b>DESTRUCTION/DAMAGE/VANDALISM OF PROPERTY</b>		<b>21</b>
Destruction/Damage/Vandalism of Property		21
<b>FRAUD OFFENSES</b>		<b>1</b>
False Pretenses/Swindle/Confidence Game		1
<b>STOLEN PROPERTY OFFENSES</b>		<b>1</b>
Stolen Property Offenses		1
<b>DRUG/NARCOTIC OFFENSES</b>		<b>27</b>
Drug/Narcotic Violations		27

# Offenses (Group "A") by Agency

2008

COUNTY

AGENCY

OFFENSE CATEGORY

OFFENSE

# OF OFFENSES

Welch PD	TOTAL	39
<b>ASSAULT OFFENSES</b>		<b>8</b>
Simple Assault		8
<b>ROBBERY</b>		<b>2</b>
Robbery		2
<b>BURGLARY/BREAKING &amp; ENTERING</b>		<b>2</b>
Burglary/Breaking & Entering		2
<b>LARCENY/THEFT OFFENSES</b>		<b>7</b>
Theft From Building		7
<b>COUNTERFEITING/FORGERY</b>		<b>1</b>
Counterfeiting/Forgery		1
<b>DESTRUCTION/DAMAGE/VANDALISM OF PROPERTY</b>		<b>6</b>
Destruction/Damage/Vandalism of Property		6
<b>DRUG/NARCOTIC OFFENSES</b>		<b>12</b>
Drug/Narcotic Violations		12
<b>WEAPON LAW VIOLATIONS</b>		<b>1</b>
Weapon Law Violations		1

# Offenses (Group "A") by Agency

2008

COUNTY

AGENCY

OFFENSE CATEGORY

OFFENSE

# OF OFFENSES

Welch SP	TOTAL	182
<b>HOMICIDE OFFENSES</b>		<b>1</b>
Murder and Nonnegligent Manslaughter		1
<b>SEX OFFENSES, FORCIBLE</b>		<b>4</b>
Forcible Fondling		1
Forcible Rape		1
Sexual Assault With An Object		2
<b>ASSAULT OFFENSES</b>		<b>84</b>
Aggravated Assault		21
Intimidation		23
Simple Assault		40
<b>BURGLARY/BREAKING &amp; ENTERING</b>		<b>20</b>
Burglary/Breaking & Entering		20
<b>LARCENY/THEFT OFFENSES</b>		<b>44</b>
All Other Larceny		37
Shoplifting		1
Theft From Building		1
Theft From Motor Vehicle		1
Theft of Motor Vehicle Parts/Accessories		4
<b>MOTOR VEHICLE THEFT</b>		<b>2</b>
Motor Vehicle Theft		2
<b>COUNTERFEITING/FORGERY</b>		<b>1</b>
Counterfeiting/Forgery		1
<b>DESTRUCTION/DAMAGE/VANDALISM OF PROPERTY</b>		<b>15</b>
Destruction/Damage/Vandalism of Property		15
<b>FRAUD OFFENSES</b>		<b>2</b>
False Pretenses/Swindle/Confidence Game		2
<b>DRUG/NARCOTIC OFFENSES</b>		<b>7</b>
Drug/Narcotic Violations		7
<b>WEAPON LAW VIOLATIONS</b>		<b>2</b>
Weapon Law Violations		2
<b>Mercer County TOTAL</b>		<b>4429</b>

# Offenses (Group "A") by Agency

2008

COUNTY

AGENCY

OFFENSE CATEGORY

OFFENSE

# OF OFFENSES

---

<u>BCI - Bluefield</u>	<u>TOTAL</u>	<u>235</u>
<b>ARSON</b>		<b>1</b>
Arson		1
<b>DRUG/NARCOTIC OFFENSES</b>		<b>234</b>
Drug/Narcotic Violations		234



# Offenses (Group "A") by Agency

2008

COUNTY

AGENCY

OFFENSE CATEGORY

OFFENSE

# OF OFFENSES

Bluefield PD	TOTAL	802
<b>SEX OFFENSES, FORCIBLE</b>		<b>13</b>
Forcible Fondling		6
Forcible Rape		5
Forcible Sodomy		1
Sexual Assault With An Object		1
<b>ASSAULT OFFENSES</b>		<b>184</b>
Aggravated Assault		20
Intimidation		16
Simple Assault		156
<b>KIDNAPING/ABDUCTION</b>		<b>2</b>
Kidnaping/Abduction		2
<b>ROBBERY</b>		<b>12</b>
Robbery		12
<b>BURGLARY/BREAKING &amp; ENTERING</b>		<b>85</b>
Burglary/Breaking & Entering		85
<b>LARCENY/THEFT OFFENSES</b>		<b>153</b>
All Other Larceny		77
Shoplifting		19
Theft From Building		15
Theft From Coin Operated Machine or Device		1
Theft From Motor Vehicle		22
Theft of Motor Vehicle Parts/Accessories		22
<b>MOTOR VEHICLE THEFT</b>		<b>14</b>
Motor Vehicle Theft		14
<b>ARSON</b>		<b>4</b>
Arson		4
<b>COUNTERFEITING/FORGERY</b>		<b>8</b>
Counterfeiting/Forgery		8
<b>DESTRUCTION/DAMAGE/VANDALISM OF PROPERTY</b>		<b>182</b>
Destruction/Damage/Vandalism of Property		182
<b>EMBEZZLEMENT</b>		<b>6</b>
Embezzlement		6
<b>FRAUD OFFENSES</b>		<b>17</b>
Credit Card/Automatic Teller Fraud		10
False Pretenses/Swindle/Confidence Game		6

# Offenses (Group "A") by Agency

2008

COUNTY

AGENCY

OFFENSE CATEGORY

OFFENSE

# OF OFFENSES

Impersonation	1
<b>STOLEN PROPERTY OFFENSES</b>	<b>5</b>
Stolen Property Offenses	5
<b>DRUG/NARCOTIC OFFENSES</b>	<b>83</b>
Drug Equipment Violations	3
Drug/Narcotic Violations	81
<b>PORNOGRAPHY/OBSCENE MATERIAL</b>	<b>2</b>
Pornography/Obscene Material	2
<b>PROSTITUTION OFFENSES</b>	<b>2</b>
Assisting or Promoting Prostitution	1
Prostitution	1
<b>WEAPON LAW VIOLATIONS</b>	<b>18</b>
Weapon Law Violations	18
<b>Concord College Security</b>	<b>TOTAL</b>
	<b>40</b>
<b>SEX OFFENSES, FORCIBLE</b>	<b>1</b>
Forcible Sodomy	1
<b>ASSAULT OFFENSES</b>	<b>9</b>
Aggravated Assault	2
Intimidation	1
Simple Assault	6
<b>BURGLARY/BREAKING &amp; ENTERING</b>	<b>3</b>
Burglary/Breaking & Entering	3
<b>LARCENY/THEFT OFFENSES</b>	<b>14</b>
All Other Larceny	3
Theft From Building	11
<b>DESTRUCTION/DAMAGE/VANDALISM OF PROPERTY</b>	<b>3</b>
Destruction/Damage/Vandalism of Property	3
<b>FRAUD OFFENSES</b>	<b>1</b>
False Pretenses/Swindle/Confidence Game	1
<b>STOLEN PROPERTY OFFENSES</b>	<b>1</b>
Stolen Property Offenses	1
<b>DRUG/NARCOTIC OFFENSES</b>	<b>8</b>
Drug/Narcotic Violations	8
<b>DNR - 4 - Mercer</b>	<b>TOTAL</b>
	<b>1</b>
<b>DRUG/NARCOTIC OFFENSES</b>	<b>1</b>
Drug/Narcotic Violations	1

# Offenses (Group "A") by Agency

2008

COUNTY

AGENCY

OFFENSE CATEGORY

OFFENSE

# OF OFFENSES

<u>Mercer Co SO</u>	<u>TOTAL</u>	<u>1,456</u>
<b>HOMICIDE OFFENSES</b>		<b>4</b>
Murder and Nonnegligent Manslaughter		4
<b>SEX OFFENSES, FORCIBLE</b>		<b>15</b>
Forcible Fondling		8
Forcible Rape		3
Forcible Sodomy		3
Sexual Assault With An Object		1
<b>ASSAULT OFFENSES</b>		<b>385</b>
Aggravated Assault		97
Intimidation		53
Simple Assault		241
<b>KIDNAPING/ABDUCTION</b>		<b>8</b>
Kidnaping/Abduction		8
<b>ROBBERY</b>		<b>8</b>
Robbery		8
<b>BURGLARY/BREAKING &amp; ENTERING</b>		<b>243</b>
Burglary/Breaking & Entering		243
<b>LARCENY/THEFT OFFENSES</b>		<b>253</b>
All Other Larceny		61
Shoplifting		28
Theft From Building		82
Theft From Coin Operated Machine or Device		2
Theft From Motor Vehicle		50
Theft of Motor Vehicle Parts/Accessories		33
<b>MOTOR VEHICLE THEFT</b>		<b>50</b>
Motor Vehicle Theft		50
<b>ARSON</b>		<b>8</b>
Arson		8
<b>COUNTERFEITING/FORGERY</b>		<b>33</b>
Counterfeiting/Forgery		33
<b>DESTRUCTION/DAMAGE/VANDALISM OF PROPERTY</b>		<b>268</b>
Destruction/Damage/Vandalism of Property		268
<b>EMBEZZLEMENT</b>		<b>7</b>
Embezzlement		7
<b>FRAUD OFFENSES</b>		<b>47</b>
Credit Card/Automatic Teller Fraud		2

# Offenses (Group "A") by Agency

2008

COUNTY

AGENCY

OFFENSE CATEGORY

OFFENSE

# OF OFFENSES

---

False Pretenses/Swindle/Confidence Game	36
Impersonation	10
<b>STOLEN PROPERTY OFFENSES</b>	<b>19</b>
Stolen Property Offenses	19
<b>DRUG/NARCOTIC OFFENSES</b>	<b>87</b>
Drug/Narcotic Violations	87
<b>PORNOGRAPHY/OBSCENE MATERIAL</b>	<b>1</b>
Pornography/Obscene Material	1
<b>WEAPON LAW VIOLATIONS</b>	<b>10</b>
Weapon Law Violations	10

# Offenses (Group "A") by Agency

2008

COUNTY

AGENCY

OFFENSE CATEGORY

OFFENSE

# OF OFFENSES

Princeton PD	TOTAL	1,129
<b>HOMICIDE OFFENSES</b>		<b>1</b>
Murder and Nonnegligent Manslaughter		1
<b>SEX OFFENSES, FORCIBLE</b>		<b>4</b>
Forcible Rape		4
<b>ASSAULT OFFENSES</b>		<b>220</b>
Aggravated Assault		29
Intimidation		43
Simple Assault		149
<b>ROBBERY</b>		<b>12</b>
Robbery		12
<b>BURGLARY/BREAKING &amp; ENTERING</b>		<b>68</b>
Burglary/Breaking & Entering		68
<b>LARCENY/THEFT OFFENSES</b>		<b>411</b>
All Other Larceny		200
Purse-snatching		15
Shoplifting		83
Theft From Building		10
Theft From Motor Vehicle		81
Theft of Motor Vehicle Parts/Accessories		22
<b>MOTOR VEHICLE THEFT</b>		<b>21</b>
Motor Vehicle Theft		21
<b>ARSON</b>		<b>1</b>
Arson		1
<b>COUNTERFEITING/FORGERY</b>		<b>39</b>
Counterfeiting/Forgery		39
<b>DESTRUCTION/DAMAGE/VANDALISM OF PROPERTY</b>		<b>209</b>
Destruction/Damage/Vandalism of Property		209
<b>EMBEZZLEMENT</b>		<b>3</b>
Embezzlement		3
<b>FRAUD OFFENSES</b>		<b>27</b>
Credit Card/Automatic Teller Fraud		9
False Pretenses/Swindle/Confidence Game		14
Impersonation		3
Wire Fraud		1
<b>STOLEN PROPERTY OFFENSES</b>		<b>1</b>
Stolen Property Offenses		1

# Offenses (Group "A") by Agency

---

2008

COUNTY

AGENCY

OFFENSE CATEGORY

OFFENSE

# OF OFFENSES

---

<b>DRUG/NARCOTIC OFFENSES</b>	<b>77</b>
Drug Equipment Violations	5
Drug/Narcotic Violations	77
<b>PROSTITUTION OFFENSES</b>	<b>18</b>
Assisting or Promoting Prostitution	10
Prostitution	8
<b>WEAPON LAW VIOLATIONS</b>	<b>11</b>
Weapon Law Violations	11

# Offenses (Group "A") by Agency

2008

COUNTY

AGENCY

OFFENSE CATEGORY

OFFENSE

# OF OFFENSES

<u>Princeton SP</u>	<u>TOTAL</u>	<u>744</u>
<b>SEX OFFENSES, FORCIBLE</b>		<b>11</b>
Forcible Fondling		4
Forcible Rape		2
Forcible Sodomy		1
Sexual Assault With An Object		4
<b>ASSAULT OFFENSES</b>		<b>162</b>
Aggravated Assault		16
Intimidation		45
Simple Assault		104
<b>ROBBERY</b>		<b>3</b>
Robbery		3
<b>BURGLARY/BREAKING &amp; ENTERING</b>		<b>97</b>
Burglary/Breaking & Entering		97
<b>LARCENY/THEFT OFFENSES</b>		<b>229</b>
All Other Larceny		136
Shoplifting		39
Theft From Motor Vehicle		51
Theft of Motor Vehicle Parts/Accessories		3
<b>MOTOR VEHICLE THEFT</b>		<b>37</b>
Motor Vehicle Theft		37
<b>ARSON</b>		<b>1</b>
Arson		1
<b>COUNTERFEITING/FORGERY</b>		<b>24</b>
Counterfeiting/Forgery		24
<b>DESTRUCTION/DAMAGE/VANDALISM OF PROPERTY</b>		<b>104</b>
Destruction/Damage/Vandalism of Property		104
<b>EMBEZZLEMENT</b>		<b>7</b>
Embezzlement		7
<b>FRAUD OFFENSES</b>		<b>44</b>
Credit Card/Automatic Teller Fraud		5
False Pretenses/Swindle/Confidence Game		27
Impersonation		9
Wire Fraud		3
<b>STOLEN PROPERTY OFFENSES</b>		<b>1</b>
Stolen Property Offenses		1

# Offenses (Group "A") by Agency

2008

**COUNTY**

**AGENCY**

**OFFENSE CATEGORY**

**OFFENSE**

**# OF OFFENSES**

<b>DRUG/NARCOTIC OFFENSES</b>		<b>15</b>
Drug Equipment Violations		1
Drug/Narcotic Violations		14
<b>PROSTITUTION OFFENSES</b>		<b>1</b>
Assisting or Promoting Prostitution		1
<b>WEAPON LAW VIOLATIONS</b>		<b>5</b>
Weapon Law Violations		5
<b>Turnpike - Mercer</b>	<b>TOTAL</b>	<b>22</b>
<b>ASSAULT OFFENSES</b>		<b>3</b>
Aggravated Assault		2
Intimidation		1
Simple Assault		1
<b>LARCENY/THEFT OFFENSES</b>		<b>2</b>
All Other Larceny		2
<b>DESTRUCTION/DAMAGE/VANDALISM OF PROPERTY</b>		<b>1</b>
Destruction/Damage/Vandalism of Property		1
<b>DRUG/NARCOTIC OFFENSES</b>		<b>15</b>
Drug/Narcotic Violations		15
<b>Mineral</b>	<b>County TOTAL</b>	<b>1288</b>
<b>DNR - 2 - Mineral</b>	<b>TOTAL</b>	<b>1</b>
<b>DRUG/NARCOTIC OFFENSES</b>		<b>1</b>
Drug/Narcotic Violations		1



# Offenses (Group "A") by Agency

2008

COUNTY

AGENCY

OFFENSE CATEGORY

OFFENSE

# OF OFFENSES

Keyser PD	TOTAL	340
<b>SEX OFFENSES, FORCIBLE</b>		<b>7</b>
Forcible Fondling		1
Forcible Rape		3
Forcible Sodomy		1
Sexual Assault With An Object		2
<b>ASSAULT OFFENSES</b>		<b>64</b>
Aggravated Assault		6
Intimidation		3
Simple Assault		56
<b>KIDNAPING/ABDUCTION</b>		<b>1</b>
Kidnaping/Abduction		1
<b>ROBBERY</b>		<b>2</b>
Robbery		2
<b>BURGLARY/BREAKING &amp; ENTERING</b>		<b>34</b>
Burglary/Breaking & Entering		34
<b>LARCENY/THEFT OFFENSES</b>		<b>114</b>
All Other Larceny		9
Pocket-picking		1
Purse-snatching		1
Shoplifting		18
Theft From Building		59
Theft From Motor Vehicle		24
Theft of Motor Vehicle Parts/Accessories		2
<b>MOTOR VEHICLE THEFT</b>		<b>3</b>
Motor Vehicle Theft		3
<b>ARSON</b>		<b>3</b>
Arson		3
<b>COUNTERFEITING/FORGERY</b>		<b>2</b>
Counterfeiting/Forgery		2
<b>DESTRUCTION/DAMAGE/VANDALISM OF PROPERTY</b>		<b>66</b>
Destruction/Damage/Vandalism of Property		66
<b>FRAUD OFFENSES</b>		<b>8</b>
Credit Card/Automatic Teller Fraud		1
False Pretenses/Swindle/Confidence Game		7
<b>DRUG/NARCOTIC OFFENSES</b>		<b>35</b>

# Offenses (Group "A") by Agency

---

2008

COUNTY

AGENCY

OFFENSE CATEGORY

OFFENSE

# OF OFFENSES

---

Drug Equipment Violations

1

Drug/Narcotic Violations

34

# Offenses (Group "A") by Agency

2008

COUNTY

AGENCY

OFFENSE CATEGORY

OFFENSE

# OF OFFENSES

<u>Keyser SP</u>	<u>TOTAL</u>	<u>610</u>
<b>SEX OFFENSES, FORCIBLE</b>		<b>6</b>
Forcible Fondling		2
Forcible Rape		3
Sexual Assault With An Object		1
<b>SEX OFFENSES, NONFORCIBLE</b>		<b>1</b>
Incest		1
<b>ASSAULT OFFENSES</b>		<b>172</b>
Aggravated Assault		33
Intimidation		44
Simple Assault		101
<b>ROBBERY</b>		<b>4</b>
Robbery		4
<b>BURGLARY/BREAKING &amp; ENTERING</b>		<b>69</b>
Burglary/Breaking & Entering		69
<b>LARCENY/THEFT OFFENSES</b>		<b>120</b>
All Other Larceny		67
Shoplifting		2
Theft From Motor Vehicle		15
Theft of Motor Vehicle Parts/Accessories		38
<b>MOTOR VEHICLE THEFT</b>		<b>18</b>
Motor Vehicle Theft		18
<b>COUNTERFEITING/FORGERY</b>		<b>17</b>
Counterfeiting/Forgery		17
<b>DESTRUCTION/DAMAGE/VANDALISM OF PROPERTY</b>		<b>123</b>
Destruction/Damage/Vandalism of Property		123
<b>EMBEZZLEMENT</b>		<b>2</b>
Embezzlement		2
<b>FRAUD OFFENSES</b>		<b>31</b>
Credit Card/Automatic Teller Fraud		2
False Pretenses/Swindle/Confidence Game		23
Impersonation		6
Welfare Fraud		1
<b>STOLEN PROPERTY OFFENSES</b>		<b>3</b>
Stolen Property Offenses		3
<b>DRUG/NARCOTIC OFFENSES</b>		<b>31</b>
Drug/Narcotic Violations		31

# Offenses (Group "A") by Agency

---

2008

COUNTY

AGENCY

OFFENSE CATEGORY

OFFENSE

# OF OFFENSES

---

**PORNOGRAPHY/OBSCENE MATERIAL**

**2**

Pornography/Obscene Material

2

**WEAPON LAW VIOLATIONS**

**2**

Weapon Law Violations

2

# Offenses (Group "A") by Agency

2008

COUNTY

AGENCY

OFFENSE CATEGORY

OFFENSE

# OF OFFENSES

<u>Mineral Co SO</u>	<u>TOTAL</u>	<u>294</u>
<b>HOMICIDE OFFENSES</b>		<b>1</b>
Murder and Nonnegligent Manslaughter		1
<b>SEX OFFENSES, FORCIBLE</b>		<b>3</b>
Forcible Fondling		2
Forcible Rape		1
<b>SEX OFFENSES, NONFORCIBLE</b>		<b>1</b>
Statutory Rape		1
<b>ASSAULT OFFENSES</b>		<b>122</b>
Aggravated Assault		95
Intimidation		17
Simple Assault		12
<b>ROBBERY</b>		<b>1</b>
Robbery		1
<b>BURGLARY/BREAKING &amp; ENTERING</b>		<b>15</b>
Burglary/Breaking & Entering		15
<b>LARCENY/THEFT OFFENSES</b>		<b>49</b>
All Other Larceny		28
Pocket-picking		1
Shoplifting		3
Theft From Building		9
Theft From Motor Vehicle		3
Theft of Motor Vehicle Parts/Accessories		5
<b>MOTOR VEHICLE THEFT</b>		<b>3</b>
Motor Vehicle Theft		3
<b>ARSON</b>		<b>1</b>
Arson		1
<b>COUNTERFEITING/FORGERY</b>		<b>7</b>
Counterfeiting/Forgery		7
<b>DESTRUCTION/DAMAGE/VANDALISM OF PROPERTY</b>		<b>17</b>
Destruction/Damage/Vandalism of Property		17
<b>EMBEZZLEMENT</b>		<b>2</b>
Embezzlement		2
<b>FRAUD OFFENSES</b>		<b>34</b>
Credit Card/Automatic Teller Fraud		3
False Pretenses/Swindle/Confidence Game		30
Impersonation		1

# Offenses (Group "A") by Agency

2008

COUNTY

AGENCY

OFFENSE CATEGORY

OFFENSE

# OF OFFENSES

COUNTY	AGENCY	OFFENSE CATEGORY	OFFENSE	# OF OFFENSES
		<b>STOLEN PROPERTY OFFENSES</b>		<b>4</b>
			Stolen Property Offenses	4
		<b>DRUG/NARCOTIC OFFENSES</b>		<b>29</b>
			Drug Equipment Violations	1
			Drug/Narcotic Violations	29
		<b>WEAPON LAW VIOLATIONS</b>		<b>2</b>
			Weapon Law Violations	2
	<b>Piedmont PD</b>	<b>TOTAL</b>		<b>1</b>
		<b>DRUG/NARCOTIC OFFENSES</b>		<b>1</b>
			Drug/Narcotic Violations	1
	<b>Potomac State College Police</b>	<b>TOTAL</b>		<b>42</b>
		<b>SEX OFFENSES, FORCIBLE</b>		<b>2</b>
			Forcible Rape	1
			Forcible Sodomy	1
		<b>ASSAULT OFFENSES</b>		<b>4</b>
			Simple Assault	4
		<b>BURGLARY/BREAKING &amp; ENTERING</b>		<b>1</b>
			Burglary/Breaking & Entering	1
		<b>LARCENY/THEFT OFFENSES</b>		<b>6</b>
			Theft From Building	6
		<b>DESTRUCTION/DAMAGE/VANDALISM OF PROPERTY</b>		<b>5</b>
			Destruction/Damage/Vandalism of Property	5
		<b>DRUG/NARCOTIC OFFENSES</b>		<b>23</b>
			Drug/Narcotic Violations	23
		<b>WEAPON LAW VIOLATIONS</b>		<b>1</b>
			Weapon Law Violations	1
<b>Mingo</b>	<b>County</b>	<b>TOTAL</b>		<b>1191</b>
	<b>DNR - 5 - Mingo</b>	<b>TOTAL</b>		<b>3</b>
		<b>LARCENY/THEFT OFFENSES</b>		<b>1</b>
			All Other Larceny	1
		<b>STOLEN PROPERTY OFFENSES</b>		<b>2</b>
			Stolen Property Offenses	2

# Offenses (Group "A") by Agency

2008

COUNTY

AGENCY

OFFENSE CATEGORY

OFFENSE

# OF OFFENSES

<u>Gilbert SP</u>	<u>TOTAL</u>	<u>295</u>
<b>SEX OFFENSES, FORCIBLE</b>		<b>2</b>
Forcible Fondling		1
Forcible Rape		1
<b>ASSAULT OFFENSES</b>		<b>58</b>
Aggravated Assault		14
Intimidation		14
Simple Assault		32
<b>ROBBERY</b>		<b>2</b>
Robbery		2
<b>BURGLARY/BREAKING &amp; ENTERING</b>		<b>26</b>
Burglary/Breaking & Entering		26
<b>LARCENY/THEFT OFFENSES</b>		<b>95</b>
All Other Larceny		74
Pocket-picking		1
Purse-snatching		2
Shoplifting		2
Theft From Building		4
Theft From Motor Vehicle		2
Theft of Motor Vehicle Parts/Accessories		11
<b>MOTOR VEHICLE THEFT</b>		<b>8</b>
Motor Vehicle Theft		8
<b>COUNTERFEITING/FORGERY</b>		<b>3</b>
Counterfeiting/Forgery		3
<b>DESTRUCTION/DAMAGE/VANDALISM OF PROPERTY</b>		<b>28</b>
Destruction/Damage/Vandalism of Property		28
<b>EMBEZZLEMENT</b>		<b>1</b>
Embezzlement		1
<b>FRAUD OFFENSES</b>		<b>10</b>
Credit Card/Automatic Teller Fraud		2
False Pretenses/Swindle/Confidence Game		7
Impersonation		1
<b>STOLEN PROPERTY OFFENSES</b>		<b>4</b>
Stolen Property Offenses		4
<b>DRUG/NARCOTIC OFFENSES</b>		<b>48</b>
Drug Equipment Violations		1

# Offenses (Group "A") by Agency

2008

COUNTY

AGENCY

OFFENSE CATEGORY

OFFENSE

# OF OFFENSES

COUNTY	AGENCY	OFFENSE CATEGORY	OFFENSE	# OF OFFENSES
			Drug/Narcotic Violations	48
		<b>WEAPON LAW VIOLATIONS</b>		<b>6</b>
			Weapon Law Violations	6
<b>Mingo Co SO</b>		<b>TOTAL</b>		<b>56</b>
		<b>ASSAULT OFFENSES</b>		<b>46</b>
			Aggravated Assault	1
			Intimidation	9
			Simple Assault	39
		<b>DESTRUCTION/DAMAGE/VANDALISM OF PROPERTY</b>		<b>5</b>
			Destruction/Damage/Vandalism of Property	5
		<b>STOLEN PROPERTY OFFENSES</b>		<b>1</b>
			Stolen Property Offenses	1
		<b>DRUG/NARCOTIC OFFENSES</b>		<b>1</b>
			Drug/Narcotic Violations	1



# Offenses (Group "A") by Agency

2008

COUNTY

AGENCY

OFFENSE CATEGORY

OFFENSE

# OF OFFENSES

<u>Williamson PD</u>	<u>TOTAL</u>	<u>204</u>
<b>SEX OFFENSES, FORCIBLE</b>		<b>3</b>
Forcible Rape		2
Forcible Sodomy		1
<b>ASSAULT OFFENSES</b>		<b>56</b>
Aggravated Assault		9
Intimidation		13
Simple Assault		35
<b>BURGLARY/BREAKING &amp; ENTERING</b>		<b>9</b>
Burglary/Breaking & Entering		9
<b>LARCENY/THEFT OFFENSES</b>		<b>37</b>
All Other Larceny		24
Purse-snatching		2
Theft From Building		6
Theft From Motor Vehicle		2
Theft of Motor Vehicle Parts/Accessories		4
<b>MOTOR VEHICLE THEFT</b>		<b>5</b>
Motor Vehicle Theft		5
<b>COUNTERFEITING/FORGERY</b>		<b>2</b>
Counterfeiting/Forgery		2
<b>DESTRUCTION/DAMAGE/VANDALISM OF PROPERTY</b>		<b>36</b>
Destruction/Damage/Vandalism of Property		36
<b>EMBEZZLEMENT</b>		<b>1</b>
Embezzlement		1
<b>FRAUD OFFENSES</b>		<b>1</b>
Impersonation		1
<b>DRUG/NARCOTIC OFFENSES</b>		<b>49</b>
Drug/Narcotic Violations		49
<b>WEAPON LAW VIOLATIONS</b>		<b>3</b>
Weapon Law Violations		3

# Offenses (Group "A") by Agency

2008

COUNTY

AGENCY

OFFENSE CATEGORY

OFFENSE

# OF OFFENSES

<u>Williamson SP</u>	<u>TOTAL</u>	<u>633</u>
<b>SEX OFFENSES, FORCIBLE</b>		<b>5</b>
Forcible Fondling		2
Forcible Rape		3
<b>SEX OFFENSES, NONFORCIBLE</b>		<b>1</b>
Statutory Rape		1
<b>ASSAULT OFFENSES</b>		<b>129</b>
Aggravated Assault		44
Intimidation		28
Simple Assault		64
<b>KIDNAPING/ABDUCTION</b>		<b>1</b>
Kidnaping/Abduction		1
<b>BURGLARY/BREAKING &amp; ENTERING</b>		<b>51</b>
Burglary/Breaking & Entering		51
<b>LARCENY/THEFT OFFENSES</b>		<b>121</b>
All Other Larceny		66
Shoplifting		4
Theft From Building		3
Theft From Motor Vehicle		13
Theft of Motor Vehicle Parts/Accessories		35
<b>MOTOR VEHICLE THEFT</b>		<b>33</b>
Motor Vehicle Theft		33
<b>ARSON</b>		<b>3</b>
Arson		3
<b>COUNTERFEITING/FORGERY</b>		<b>14</b>
Counterfeiting/Forgery		14
<b>DESTRUCTION/DAMAGE/VANDALISM OF PROPERTY</b>		<b>78</b>
Destruction/Damage/Vandalism of Property		78
<b>FRAUD OFFENSES</b>		<b>15</b>
False Pretenses/Swindle/Confidence Game		9
Impersonation		6
<b>DRUG/NARCOTIC OFFENSES</b>		<b>162</b>
Drug/Narcotic Violations		162
<b>PORNOGRAPHY/OBSCENE MATERIAL</b>		<b>1</b>
Pornography/Obscene Material		1
<b>WEAPON LAW VIOLATIONS</b>		<b>12</b>
Weapon Law Violations		12

# Offenses (Group "A") by Agency

2008

COUNTY

AGENCY

OFFENSE CATEGORY

OFFENSE

# OF OFFENSES

Monongalia County TOTAL 4888

Granville PD	TOTAL	198
<b>SEX OFFENSES, FORCIBLE</b>		<b>2</b>
Forcible Rape		1
Sexual Assault With An Object		1
<b>ASSAULT OFFENSES</b>		<b>22</b>
Aggravated Assault		4
Intimidation		3
Simple Assault		15
<b>ROBBERY</b>		<b>1</b>
Robbery		1
<b>BURGLARY/BREAKING &amp; ENTERING</b>		<b>10</b>
Burglary/Breaking & Entering		10
<b>LARCENY/THEFT OFFENSES</b>		<b>80</b>
All Other Larceny		12
Shoplifting		55
Theft From Building		4
Theft From Coin Operated Machine or Device		1
Theft From Motor Vehicle		8
<b>MOTOR VEHICLE THEFT</b>		<b>2</b>
Motor Vehicle Theft		2
<b>COUNTERFEITING/FORGERY</b>		<b>2</b>
Counterfeiting/Forgery		2
<b>DESTRUCTION/DAMAGE/VANDALISM OF PROPERTY</b>		<b>9</b>
Destruction/Damage/Vandalism of Property		9
<b>EMBEZZLEMENT</b>		<b>6</b>
Embezzlement		6
<b>FRAUD OFFENSES</b>		<b>13</b>
False Pretenses/Swindle/Confidence Game		13
<b>STOLEN PROPERTY OFFENSES</b>		<b>1</b>
Stolen Property Offenses		1
<b>DRUG/NARCOTIC OFFENSES</b>		<b>44</b>
Drug/Narcotic Violations		44
<b>WEAPON LAW VIOLATIONS</b>		<b>6</b>
Weapon Law Violations		6

# Offenses (Group "A") by Agency

2008

COUNTY

AGENCY

OFFENSE CATEGORY

OFFENSE

# OF OFFENSES

<u>Monongalia Co SO</u>	<u>TOTAL</u>	<u>1,006</u>
<b>SEX OFFENSES, FORCIBLE</b>		<b>6</b>
Forcible Fondling		3
Forcible Rape		3
<b>ASSAULT OFFENSES</b>		<b>146</b>
Aggravated Assault		17
Intimidation		29
Simple Assault		104
<b>ROBBERY</b>		<b>5</b>
Robbery		5
<b>BURGLARY/BREAKING &amp; ENTERING</b>		<b>81</b>
Burglary/Breaking & Entering		81
<b>LARCENY/THEFT OFFENSES</b>		<b>410</b>
All Other Larceny		215
Shoplifting		29
Theft From Building		34
Theft From Coin Operated Machine or Device		1
Theft From Motor Vehicle		133
Theft of Motor Vehicle Parts/Accessories		1
<b>MOTOR VEHICLE THEFT</b>		<b>12</b>
Motor Vehicle Theft		12
<b>ARSON</b>		<b>3</b>
Arson		3
<b>COUNTERFEITING/FORGERY</b>		<b>9</b>
Counterfeiting/Forgery		9
<b>DESTRUCTION/DAMAGE/VANDALISM OF PROPERTY</b>		<b>213</b>
Destruction/Damage/Vandalism of Property		213
<b>EMBEZZLEMENT</b>		<b>5</b>
Embezzlement		5
<b>FRAUD OFFENSES</b>		<b>50</b>
Credit Card/Automatic Teller Fraud		27
False Pretenses/Swindle/Confidence Game		17
Impersonation		6
<b>STOLEN PROPERTY OFFENSES</b>		<b>4</b>
Stolen Property Offenses		4
<b>DRUG/NARCOTIC OFFENSES</b>		<b>49</b>
Drug Equipment Violations		1

# Offenses (Group "A") by Agency

---

2008

COUNTY

AGENCY

OFFENSE CATEGORY

OFFENSE

# OF OFFENSES

---

Drug/Narcotic Violations	48
<b>WEAPON LAW VIOLATIONS</b>	<b>6</b>
Weapon Law Violations	6

# Offenses (Group "A") by Agency

2008

COUNTY

AGENCY

OFFENSE CATEGORY

OFFENSE

# OF OFFENSES

<u>Morgantown PD</u>	<u>TOTAL</u>	<u>1,926</u>
<b>SEX OFFENSES, FORCIBLE</b>		<b>21</b>
Forcible Fondling		8
Forcible Rape		6
Forcible Sodomy		2
Sexual Assault With An Object		5
<b>SEX OFFENSES, NONFORCIBLE</b>		<b>1</b>
Statutory Rape		1
<b>ASSAULT OFFENSES</b>		<b>220</b>
Aggravated Assault		29
Intimidation		14
Simple Assault		178
<b>KIDNAPING/ABDUCTION</b>		<b>1</b>
Kidnaping/Abduction		1
<b>ROBBERY</b>		<b>27</b>
Robbery		27
<b>BURGLARY/BREAKING &amp; ENTERING</b>		<b>264</b>
Burglary/Breaking & Entering		264
<b>LARCENY/THEFT OFFENSES</b>		<b>587</b>
All Other Larceny		401
Purse-snatching		2
Shoplifting		52
Theft From Building		51
Theft From Motor Vehicle		79
Theft of Motor Vehicle Parts/Accessories		6
<b>MOTOR VEHICLE THEFT</b>		<b>28</b>
Motor Vehicle Theft		28
<b>ARSON</b>		<b>2</b>
Arson		2
<b>COUNTERFEITING/FORGERY</b>		<b>30</b>
Counterfeiting/Forgery		30
<b>DESTRUCTION/DAMAGE/VANDALISM OF PROPERTY</b>		<b>531</b>
Destruction/Damage/Vandalism of Property		531
<b>EMBEZZLEMENT</b>		<b>10</b>
Embezzlement		10
<b>FRAUD OFFENSES</b>		<b>85</b>
Credit Card/Automatic Teller Fraud		25

# Offenses (Group "A") by Agency

2008

COUNTY

AGENCY

OFFENSE CATEGORY

OFFENSE

# OF OFFENSES

---

False Pretenses/Swindle/Confidence Game	54
Impersonation	2
Wire Fraud	4
<b>STOLEN PROPERTY OFFENSES</b>	<b>10</b>
Stolen Property Offenses	10
<b>DRUG/NARCOTIC OFFENSES</b>	<b>84</b>
Drug Equipment Violations	1
Drug/Narcotic Violations	83
<b>PORNOGRAPHY/OBSCENE MATERIAL</b>	<b>3</b>
Pornography/Obscene Material	3
<b>WEAPON LAW VIOLATIONS</b>	<b>17</b>
Weapon Law Violations	17

# Offenses (Group "A") by Agency

2008

COUNTY

AGENCY

OFFENSE CATEGORY

OFFENSE

# OF OFFENSES

<u>Morgantown SP</u>	<u>TOTAL</u>	<u>1,100</u>
<b>HOMICIDE OFFENSES</b>		<b>1</b>
Negligent Manslaughter		1
<b>SEX OFFENSES, FORCIBLE</b>		<b>17</b>
Forcible Fondling		9
Forcible Rape		5
Forcible Sodomy		1
Sexual Assault With An Object		2
<b>SEX OFFENSES, NONFORCIBLE</b>		<b>2</b>
Incest		1
Statutory Rape		1
<b>ASSAULT OFFENSES</b>		<b>176</b>
Aggravated Assault		23
Intimidation		22
Simple Assault		135
<b>ROBBERY</b>		<b>7</b>
Robbery		7
<b>BURGLARY/BREAKING &amp; ENTERING</b>		<b>144</b>
Burglary/Breaking & Entering		144
<b>LARCENY/THEFT OFFENSES</b>		<b>377</b>
All Other Larceny		75
Pocket-picking		1
Purse-snatching		1
Shoplifting		90
Theft From Building		55
Theft From Coin Operated Machine or Device		2
Theft From Motor Vehicle		119
Theft of Motor Vehicle Parts/Accessories		35
<b>MOTOR VEHICLE THEFT</b>		<b>35</b>
Motor Vehicle Theft		35
<b>ARSON</b>		<b>3</b>
Arson		3
<b>COUNTERFEITING/FORGERY</b>		<b>18</b>
Counterfeiting/Forgery		18
<b>DESTRUCTION/DAMAGE/VANDALISM OF PROPERTY</b>		<b>196</b>
Destruction/Damage/Vandalism of Property		196



# Offenses (Group "A") by Agency

2008

COUNTY

AGENCY

OFFENSE CATEGORY

OFFENSE

# OF OFFENSES

<b>EMBEZZLEMENT</b>	<b>9</b>
Embezzlement	9
<b>FRAUD OFFENSES</b>	<b>64</b>
Credit Card/Automatic Teller Fraud	20
False Pretenses/Swindle/Confidence Game	38
Impersonation	6
<b>STOLEN PROPERTY OFFENSES</b>	<b>4</b>
Stolen Property Offenses	4
<b>DRUG/NARCOTIC OFFENSES</b>	<b>37</b>
Drug Equipment Violations	1
Drug/Narcotic Violations	36
<b>PORNOGRAPHY/OBSCENE MATERIAL</b>	<b>2</b>
Pornography/Obscene Material	2
<b>WEAPON LAW VIOLATIONS</b>	<b>3</b>
Weapon Law Violations	3
<b>Star City PD</b>	<b>TOTAL</b>
	<b>2</b>
<b>ASSAULT OFFENSES</b>	<b>1</b>
Simple Assault	1
<b>BURGLARY/BREAKING &amp; ENTERING</b>	<b>1</b>
Burglary/Breaking & Entering	1
<b>tf Monongalia Valley Drug</b>	<b>TOTAL</b>
	<b>22</b>
<b>DRUG/NARCOTIC OFFENSES</b>	<b>22</b>
Drug/Narcotic Violations	22

# Offenses (Group "A") by Agency

2008

COUNTY

AGENCY

OFFENSE CATEGORY

OFFENSE

# OF OFFENSES

<u>Westover PD</u>	<u>TOTAL</u>	<u>114</u>
<b>SEX OFFENSES, FORCIBLE</b>		<b>2</b>
Sexual Assault With An Object		2
<b>SEX OFFENSES, NONFORCIBLE</b>		<b>1</b>
Statutory Rape		1
<b>ASSAULT OFFENSES</b>		<b>26</b>
Aggravated Assault		8
Intimidation		3
Simple Assault		15
<b>ROBBERY</b>		<b>1</b>
Robbery		1
<b>BURGLARY/BREAKING &amp; ENTERING</b>		<b>16</b>
Burglary/Breaking & Entering		16
<b>LARCENY/THEFT OFFENSES</b>		<b>30</b>
All Other Larceny		20
Purse-snatching		1
Shoplifting		2
Theft From Building		1
Theft From Motor Vehicle		6
<b>MOTOR VEHICLE THEFT</b>		<b>5</b>
Motor Vehicle Theft		5
<b>DESTRUCTION/DAMAGE/VANDALISM OF PROPERTY</b>		<b>12</b>
Destruction/Damage/Vandalism of Property		12
<b>EMBEZZLEMENT</b>		<b>4</b>
Embezzlement		4
<b>FRAUD OFFENSES</b>		<b>4</b>
Credit Card/Automatic Teller Fraud		1
False Pretenses/Swindle/Confidence Game		2
Impersonation		1
<b>STOLEN PROPERTY OFFENSES</b>		<b>2</b>
Stolen Property Offenses		2
<b>DRUG/NARCOTIC OFFENSES</b>		<b>10</b>
Drug/Narcotic Violations		10
<b>WEAPON LAW VIOLATIONS</b>		<b>1</b>
Weapon Law Violations		1

# Offenses (Group "A") by Agency

2008

COUNTY

AGENCY

OFFENSE CATEGORY

OFFENSE

# OF OFFENSES

<u>WV UNIVERSITY - POLICE</u>	<u>TOTAL</u>	<u>520</u>
<b>SEX OFFENSES, FORCIBLE</b>		<b>2</b>
Sexual Assault With An Object		2
<b>ASSAULT OFFENSES</b>		<b>76</b>
Aggravated Assault		5
Intimidation		15
Simple Assault		57
<b>ROBBERY</b>		<b>1</b>
Robbery		1
<b>BURGLARY/BREAKING &amp; ENTERING</b>		<b>11</b>
Burglary/Breaking & Entering		11
<b>LARCENY/THEFT OFFENSES</b>		<b>221</b>
All Other Larceny		43
Purse-snatching		1
Theft From Building		153
Theft From Motor Vehicle		16
Theft of Motor Vehicle Parts/Accessories		8
<b>MOTOR VEHICLE THEFT</b>		<b>3</b>
Motor Vehicle Theft		3
<b>ARSON</b>		<b>2</b>
Arson		2
<b>COUNTERFEITING/FORGERY</b>		<b>3</b>
Counterfeiting/Forgery		3
<b>DESTRUCTION/DAMAGE/VANDALISM OF PROPERTY</b>		<b>117</b>
Destruction/Damage/Vandalism of Property		117
<b>EMBEZZLEMENT</b>		<b>1</b>
Embezzlement		1
<b>FRAUD OFFENSES</b>		<b>25</b>
Credit Card/Automatic Teller Fraud		1
False Pretenses/Swindle/Confidence Game		24
<b>DRUG/NARCOTIC OFFENSES</b>		<b>56</b>
Drug/Narcotic Violations		56
<b>PROSTITUTION OFFENSES</b>		<b>1</b>
Assisting or Promoting Prostitution		1
<b>Monroe County TOTAL</b>		<b>447</b>

# Offenses (Group "A") by Agency

2008

COUNTY

AGENCY

OFFENSE CATEGORY

OFFENSE

# OF OFFENSES

<u>Monroe Co SO</u>	<u>TOTAL</u>	<u>94</u>
<b>ASSAULT OFFENSES</b>		<b>39</b>
Aggravated Assault		5
Intimidation		1
Simple Assault		34
<b>BURGLARY/BREAKING &amp; ENTERING</b>		<b>15</b>
Burglary/Breaking & Entering		15
<b>LARCENY/THEFT OFFENSES</b>		<b>11</b>
All Other Larceny		2
Theft From Building		8
Theft of Motor Vehicle Parts/Accessories		1
<b>MOTOR VEHICLE THEFT</b>		<b>1</b>
Motor Vehicle Theft		1
<b>DESTRUCTION/DAMAGE/VANDALISM OF PROPERTY</b>		<b>19</b>
Destruction/Damage/Vandalism of Property		19
<b>FRAUD OFFENSES</b>		<b>1</b>
False Pretenses/Swindle/Confidence Game		1
<b>DRUG/NARCOTIC OFFENSES</b>		<b>6</b>
Drug/Narcotic Violations		6
<b>WEAPON LAW VIOLATIONS</b>		<b>1</b>
Weapon Law Violations		1
<u>Peterstown PD</u>	<u>TOTAL</u>	<u>8</u>
<b>ASSAULT OFFENSES</b>		<b>1</b>
Aggravated Assault		1
<b>BURGLARY/BREAKING &amp; ENTERING</b>		<b>3</b>
Burglary/Breaking & Entering		3
<b>LARCENY/THEFT OFFENSES</b>		<b>3</b>
All Other Larceny		2
Theft of Motor Vehicle Parts/Accessories		1
<b>DESTRUCTION/DAMAGE/VANDALISM OF PROPERTY</b>		<b>1</b>
Destruction/Damage/Vandalism of Property		1

# Offenses (Group "A") by Agency

2008

COUNTY

AGENCY

OFFENSE CATEGORY

OFFENSE

# OF OFFENSES

Union SP	TOTAL	345
<b>SEX OFFENSES, FORCIBLE</b>		<b>4</b>
Forcible Fondling		3
Forcible Rape		1
<b>SEX OFFENSES, NONFORCIBLE</b>		<b>1</b>
Statutory Rape		1
<b>ASSAULT OFFENSES</b>		<b>101</b>
Aggravated Assault		12
Intimidation		48
Simple Assault		41
<b>BURGLARY/BREAKING &amp; ENTERING</b>		<b>33</b>
Burglary/Breaking & Entering		33
<b>LARCENY/THEFT OFFENSES</b>		<b>56</b>
All Other Larceny		17
Theft From Building		19
Theft From Motor Vehicle		9
Theft of Motor Vehicle Parts/Accessories		11
<b>MOTOR VEHICLE THEFT</b>		<b>5</b>
Motor Vehicle Theft		5
<b>COUNTERFEITING/FORGERY</b>		<b>39</b>
Counterfeiting/Forgery		39
<b>DESTRUCTION/DAMAGE/VANDALISM OF PROPERTY</b>		<b>80</b>
Destruction/Damage/Vandalism of Property		80
<b>EMBEZZLEMENT</b>		<b>1</b>
Embezzlement		1
<b>FRAUD OFFENSES</b>		<b>13</b>
Credit Card/Automatic Teller Fraud		2
False Pretenses/Swindle/Confidence Game		10
Impersonation		1
<b>STOLEN PROPERTY OFFENSES</b>		<b>4</b>
Stolen Property Offenses		4
<b>DRUG/NARCOTIC OFFENSES</b>		<b>8</b>
Drug/Narcotic Violations		8
<b>Morgan County TOTAL</b>		<b>512</b>

# Offenses (Group "A") by Agency

2008

COUNTY

AGENCY

OFFENSE CATEGORY

OFFENSE

# OF OFFENSES

<u>Berkeley Springs SP</u>	<u>TOTAL</u>	<u>315</u>
<b>SEX OFFENSES, FORCIBLE</b>		<b>1</b>
Sexual Assault With An Object		1
<b>ASSAULT OFFENSES</b>		<b>53</b>
Aggravated Assault		7
Intimidation		10
Simple Assault		36
<b>BURGLARY/BREAKING &amp; ENTERING</b>		<b>58</b>
Burglary/Breaking & Entering		58
<b>LARCENY/THEFT OFFENSES</b>		<b>71</b>
All Other Larceny		29
Shoplifting		1
Theft From Building		16
Theft From Motor Vehicle		9
Theft of Motor Vehicle Parts/Accessories		16
<b>MOTOR VEHICLE THEFT</b>		<b>16</b>
Motor Vehicle Theft		16
<b>COUNTERFEITING/FORGERY</b>		<b>9</b>
Counterfeiting/Forgery		9
<b>DESTRUCTION/DAMAGE/VANDALISM OF PROPERTY</b>		<b>75</b>
Destruction/Damage/Vandalism of Property		75
<b>EMBEZZLEMENT</b>		<b>1</b>
Embezzlement		1
<b>FRAUD OFFENSES</b>		<b>11</b>
False Pretenses/Swindle/Confidence Game		9
Impersonation		1
Wire Fraud		1
<b>STOLEN PROPERTY OFFENSES</b>		<b>4</b>
Stolen Property Offenses		4
<b>DRUG/NARCOTIC OFFENSES</b>		<b>15</b>
Drug/Narcotic Violations		15
<b>WEAPON LAW VIOLATIONS</b>		<b>1</b>
Weapon Law Violations		1

# Offenses (Group "A") by Agency

2008

COUNTY

AGENCY

OFFENSE CATEGORY

OFFENSE

# OF OFFENSES

<u>Morgan Co SO</u>	<u>TOTAL</u>	<u>197</u>
<b>SEX OFFENSES, FORCIBLE</b>		<b>4</b>
Forcible Fondling		3
Forcible Rape		1
<b>SEX OFFENSES, NONFORCIBLE</b>		<b>2</b>
Statutory Rape		2
<b>ASSAULT OFFENSES</b>		<b>57</b>
Aggravated Assault		3
Intimidation		13
Simple Assault		41
<b>KIDNAPING/ABDUCTION</b>		<b>1</b>
Kidnaping/Abduction		1
<b>ROBBERY</b>		<b>3</b>
Robbery		3
<b>BURGLARY/BREAKING &amp; ENTERING</b>		<b>21</b>
Burglary/Breaking & Entering		21
<b>LARCENY/THEFT OFFENSES</b>		<b>37</b>
All Other Larceny		30
Shoplifting		3
Theft From Building		2
Theft From Motor Vehicle		1
Theft of Motor Vehicle Parts/Accessories		1
<b>MOTOR VEHICLE THEFT</b>		<b>5</b>
Motor Vehicle Theft		5
<b>ARSON</b>		<b>1</b>
Arson		1
<b>DESTRUCTION/DAMAGE/VANDALISM OF PROPERTY</b>		<b>33</b>
Destruction/Damage/Vandalism of Property		33
<b>FRAUD OFFENSES</b>		<b>9</b>
False Pretenses/Swindle/Confidence Game		7
Impersonation		2
<b>STOLEN PROPERTY OFFENSES</b>		<b>4</b>
Stolen Property Offenses		4
<b>DRUG/NARCOTIC OFFENSES</b>		<b>17</b>
Drug/Narcotic Violations		17
<b>WEAPON LAW VIOLATIONS</b>		<b>3</b>
Weapon Law Violations		3

# Offenses (Group "A") by Agency

---

2008

COUNTY

AGENCY

OFFENSE CATEGORY

OFFENSE

# OF OFFENSES

---

Nicholas	County TOTAL	1703
----------	--------------	------



# Offenses (Group "A") by Agency

2008

COUNTY

AGENCY

OFFENSE CATEGORY

OFFENSE

# OF OFFENSES

<u>Nicholas Co SO</u>	<u>TOTAL</u>	<u>1,170</u>
<b>SEX OFFENSES, FORCIBLE</b>		<b>10</b>
Forcible Fondling		1
Forcible Rape		7
Sexual Assault With An Object		2
<b>SEX OFFENSES, NONFORCIBLE</b>		<b>1</b>
Incest		1
<b>ASSAULT OFFENSES</b>		<b>382</b>
Aggravated Assault		20
Intimidation		206
Simple Assault		158
<b>KIDNAPING/ABDUCTION</b>		<b>6</b>
Kidnaping/Abduction		6
<b>ROBBERY</b>		<b>1</b>
Robbery		1
<b>BURGLARY/BREAKING &amp; ENTERING</b>		<b>74</b>
Burglary/Breaking & Entering		74
<b>LARCENY/THEFT OFFENSES</b>		<b>396</b>
All Other Larceny		189
Pocket-picking		2
Purse-snatching		1
Shoplifting		26
Theft From Building		94
Theft From Coin Operated Machine or Device		1
Theft From Motor Vehicle		34
Theft of Motor Vehicle Parts/Accessories		56
<b>MOTOR VEHICLE THEFT</b>		<b>32</b>
Motor Vehicle Theft		32
<b>ARSON</b>		<b>2</b>
Arson		2
<b>COUNTERFEITING/FORGERY</b>		<b>18</b>
Counterfeiting/Forgery		18
<b>DESTRUCTION/DAMAGE/VANDALISM OF PROPERTY</b>		<b>168</b>
Destruction/Damage/Vandalism of Property		168
<b>EMBEZZLEMENT</b>		<b>2</b>
Embezzlement		2

# Offenses (Group "A") by Agency

---

2008

COUNTY

AGENCY

OFFENSE CATEGORY

OFFENSE

# OF OFFENSES

---

<b>FRAUD OFFENSES</b>	<b>31</b>
Credit Card/Automatic Teller Fraud	8
False Pretenses/Swindle/Confidence Game	21
Impersonation	2
<b>STOLEN PROPERTY OFFENSES</b>	<b>9</b>
Stolen Property Offenses	9
<b>DRUG/NARCOTIC OFFENSES</b>	<b>15</b>
Drug Equipment Violations	4
Drug/Narcotic Violations	15
<b>WEAPON LAW VIOLATIONS</b>	<b>10</b>
Weapon Law Violations	10

# Offenses (Group "A") by Agency

2008

COUNTY

AGENCY

OFFENSE CATEGORY

OFFENSE

# OF OFFENSES

<u>Richwood SP</u>	<u>TOTAL</u>	<u>102</u>
<b>SEX OFFENSES, FORCIBLE</b>		<b>2</b>
Forcible Fondling		2
<b>SEX OFFENSES, NONFORCIBLE</b>		<b>1</b>
Statutory Rape		1
<b>ASSAULT OFFENSES</b>		<b>20</b>
Aggravated Assault		2
Intimidation		6
Simple Assault		12
<b>BURGLARY/BREAKING &amp; ENTERING</b>		<b>7</b>
Burglary/Breaking & Entering		7
<b>LARCENY/THEFT OFFENSES</b>		<b>26</b>
All Other Larceny		15
Shoplifting		3
Theft From Building		3
Theft of Motor Vehicle Parts/Accessories		5
<b>MOTOR VEHICLE THEFT</b>		<b>3</b>
Motor Vehicle Theft		3
<b>COUNTERFEITING/FORGERY</b>		<b>2</b>
Counterfeiting/Forgery		2
<b>DESTRUCTION/DAMAGE/VANDALISM OF PROPERTY</b>		<b>6</b>
Destruction/Damage/Vandalism of Property		6
<b>EXTORTION/BLACKMAIL</b>		<b>1</b>
Extortion/Blackmail		1
<b>FRAUD OFFENSES</b>		<b>5</b>
Credit Card/Automatic Teller Fraud		3
False Pretenses/Swindle/Confidence Game		2
<b>DRUG/NARCOTIC OFFENSES</b>		<b>21</b>
Drug Equipment Violations		1
Drug/Narcotic Violations		21
<b>WEAPON LAW VIOLATIONS</b>		<b>7</b>
Weapon Law Violations		7

# Offenses (Group "A") by Agency

2008

COUNTY

AGENCY

OFFENSE CATEGORY

OFFENSE

# OF OFFENSES

<u>Summersville PD</u>	<u>TOTAL</u>	<u>192</u>
<b>SEX OFFENSES, FORCIBLE</b>		<b>1</b>
Forcible Rape		1
<b>ASSAULT OFFENSES</b>		<b>52</b>
Aggravated Assault		4
Intimidation		11
Simple Assault		38
<b>ROBBERY</b>		<b>1</b>
Robbery		1
<b>BURGLARY/BREAKING &amp; ENTERING</b>		<b>10</b>
Burglary/Breaking & Entering		10
<b>LARCENY/THEFT OFFENSES</b>		<b>70</b>
All Other Larceny		36
Purse-snatching		3
Shoplifting		12
Theft From Building		5
Theft From Coin Operated Machine or Device		2
Theft From Motor Vehicle		12
Theft of Motor Vehicle Parts/Accessories		1
<b>MOTOR VEHICLE THEFT</b>		<b>4</b>
Motor Vehicle Theft		4
<b>COUNTERFEITING/FORGERY</b>		<b>4</b>
Counterfeiting/Forgery		4
<b>DESTRUCTION/DAMAGE/VANDALISM OF PROPERTY</b>		<b>21</b>
Destruction/Damage/Vandalism of Property		21
<b>EMBEZZLEMENT</b>		<b>3</b>
Embezzlement		3
<b>FRAUD OFFENSES</b>		<b>6</b>
Credit Card/Automatic Teller Fraud		1
False Pretenses/Swindle/Confidence Game		5
<b>DRUG/NARCOTIC OFFENSES</b>		<b>18</b>
Drug Equipment Violations		2
Drug/Narcotic Violations		16

# Offenses (Group "A") by Agency

2008

COUNTY

AGENCY

OFFENSE CATEGORY

OFFENSE

# OF OFFENSES

Summersville SP	TOTAL	147
<b>HOMICIDE OFFENSES</b>		<b>1</b>
Murder and Nonnegligent Manslaughter		1
<b>SEX OFFENSES, FORCIBLE</b>		<b>1</b>
Forcible Fondling		1
<b>SEX OFFENSES, NONFORCIBLE</b>		<b>1</b>
Statutory Rape		1
<b>ASSAULT OFFENSES</b>		<b>22</b>
Aggravated Assault		3
Intimidation		6
Simple Assault		13
<b>KIDNAPING/ABDUCTION</b>		<b>1</b>
Kidnaping/Abduction		1
<b>BURGLARY/BREAKING &amp; ENTERING</b>		<b>13</b>
Burglary/Breaking & Entering		13
<b>LARCENY/THEFT OFFENSES</b>		<b>63</b>
All Other Larceny		31
Shoplifting		1
Theft From Building		9
Theft From Motor Vehicle		4
Theft of Motor Vehicle Parts/Accessories		18
<b>MOTOR VEHICLE THEFT</b>		<b>3</b>
Motor Vehicle Theft		3
<b>COUNTERFEITING/FORGERY</b>		<b>6</b>
Counterfeiting/Forgery		6
<b>DESTRUCTION/DAMAGE/VANDALISM OF PROPERTY</b>		<b>20</b>
Destruction/Damage/Vandalism of Property		20
<b>FRAUD OFFENSES</b>		<b>11</b>
Credit Card/Automatic Teller Fraud		4
False Pretenses/Swindle/Confidence Game		8
<b>STOLEN PROPERTY OFFENSES</b>		<b>1</b>
Stolen Property Offenses		1
<b>DRUG/NARCOTIC OFFENSES</b>		<b>3</b>
Drug/Narcotic Violations		3

# Offenses (Group "A") by Agency

2008

COUNTY

AGENCY

OFFENSE CATEGORY

OFFENSE

# OF OFFENSES

<u>tf Central WV Drug</u>	<u>TOTAL</u>	<u>92</u>
<b>SEX OFFENSES, FORCIBLE</b>		<b>1</b>
Forcible Rape		1
<b>ROBBERY</b>		<b>2</b>
Robbery		2
<b>FRAUD OFFENSES</b>		<b>2</b>
False Pretenses/Swindle/Confidence Game		2
<b>DRUG/NARCOTIC OFFENSES</b>		<b>87</b>
Drug Equipment Violations		5
Drug/Narcotic Violations		82
<b>Ohio County TOTAL</b>		<b>3154</b>

<u>Bethlehem PD</u>	<u>TOTAL</u>	<u>23</u>
<b>BURGLARY/BREAKING &amp; ENTERING</b>		<b>1</b>
Burglary/Breaking & Entering		1
<b>LARCENY/THEFT OFFENSES</b>		<b>10</b>
All Other Larceny		3
Theft From Building		1
Theft From Motor Vehicle		6
<b>DESTRUCTION/DAMAGE/VANDALISM OF PROPERTY</b>		<b>8</b>
Destruction/Damage/Vandalism of Property		8
<b>FRAUD OFFENSES</b>		<b>3</b>
Credit Card/Automatic Teller Fraud		2
False Pretenses/Swindle/Confidence Game		1
<b>DRUG/NARCOTIC OFFENSES</b>		<b>1</b>
Drug/Narcotic Violations		1

# Offenses (Group "A") by Agency

2008

COUNTY

AGENCY

OFFENSE CATEGORY

OFFENSE

# OF OFFENSES

Ohio Co SO	TOTAL	277
<b>SEX OFFENSES, FORCIBLE</b>		<b>4</b>
Forcible Fondling		3
Sexual Assault With An Object		1
<b>SEX OFFENSES, NONFORCIBLE</b>		<b>1</b>
Incest		1
<b>ASSAULT OFFENSES</b>		<b>103</b>
Aggravated Assault		22
Intimidation		16
Simple Assault		65
<b>ROBBERY</b>		<b>2</b>
Robbery		2
<b>BURGLARY/BREAKING &amp; ENTERING</b>		<b>21</b>
Burglary/Breaking & Entering		21
<b>LARCENY/THEFT OFFENSES</b>		<b>57</b>
All Other Larceny		14
Shoplifting		26
Theft From Building		5
Theft From Motor Vehicle		11
Theft of Motor Vehicle Parts/Accessories		1
<b>MOTOR VEHICLE THEFT</b>		<b>5</b>
Motor Vehicle Theft		5
<b>COUNTERFEITING/FORGERY</b>		<b>3</b>
Counterfeiting/Forgery		3
<b>DESTRUCTION/DAMAGE/VANDALISM OF PROPERTY</b>		<b>45</b>
Destruction/Damage/Vandalism of Property		45
<b>EMBEZZLEMENT</b>		<b>1</b>
Embezzlement		1
<b>FRAUD OFFENSES</b>		<b>6</b>
Credit Card/Automatic Teller Fraud		1
False Pretenses/Swindle/Confidence Game		4
Impersonation		1
<b>STOLEN PROPERTY OFFENSES</b>		<b>1</b>
Stolen Property Offenses		1
<b>DRUG/NARCOTIC OFFENSES</b>		<b>16</b>
Drug/Narcotic Violations		16
<b>WEAPON LAW VIOLATIONS</b>		<b>12</b>

# Offenses (Group "A") by Agency

2008

COUNTY

AGENCY

OFFENSE CATEGORY

OFFENSE

# OF OFFENSES

AGENCY	OFFENSE CATEGORY	OFFENSE	# OF OFFENSES
		Weapon Law Violations	12
<b>Jefferson County</b>		<b>TOTAL</b>	<b>62</b>
	<b>DRUG/NARCOTIC OFFENSES</b>		<b>62</b>
		Drug/Narcotic Violations	62
<b>West Liberty College</b>		<b>TOTAL</b>	<b>1</b>
	<b>LARCENY/THEFT OFFENSES</b>		<b>1</b>
		Purse-snatching	1



# Offenses (Group "A") by Agency

2008

COUNTY

AGENCY

OFFENSE CATEGORY

OFFENSE

# OF OFFENSES

<u>Wheeling PD</u>	<u>TOTAL</u>	<u>2,629</u>
<b>HOMICIDE OFFENSES</b>		<b>1</b>
Murder and Nonnegligent Manslaughter		1
<b>SEX OFFENSES, FORCIBLE</b>		<b>38</b>
Forcible Fondling		21
Forcible Rape		17
<b>SEX OFFENSES, NONFORCIBLE</b>		<b>1</b>
Incest		1
<b>ASSAULT OFFENSES</b>		<b>781</b>
Aggravated Assault		71
Intimidation		233
Simple Assault		494
<b>KIDNAPING/ABDUCTION</b>		<b>5</b>
Kidnaping/Abduction		5
<b>ROBBERY</b>		<b>36</b>
Robbery		36
<b>BURGLARY/BREAKING &amp; ENTERING</b>		<b>197</b>
Burglary/Breaking & Entering		197
<b>LARCENY/THEFT OFFENSES</b>		<b>649</b>
All Other Larceny		429
Shoplifting		73
Theft From Building		32
Theft From Motor Vehicle		92
Theft of Motor Vehicle Parts/Accessories		26
<b>MOTOR VEHICLE THEFT</b>		<b>61</b>
Motor Vehicle Theft		61
<b>ARSON</b>		<b>3</b>
Arson		3
<b>COUNTERFEITING/FORGERY</b>		<b>96</b>
Counterfeiting/Forgery		96
<b>DESTRUCTION/DAMAGE/VANDALISM OF PROPERTY</b>		<b>483</b>
Destruction/Damage/Vandalism of Property		483
<b>EMBEZZLEMENT</b>		<b>11</b>
Embezzlement		11
<b>FRAUD OFFENSES</b>		<b>91</b>
Credit Card/Automatic Teller Fraud		19
False Pretenses/Swindle/Confidence Game		62

# Offenses (Group "A") by Agency

---

2008

COUNTY

AGENCY

OFFENSE CATEGORY

OFFENSE

# OF OFFENSES

---

Impersonation	10
<b>STOLEN PROPERTY OFFENSES</b>	<b>7</b>
Stolen Property Offenses	7
<b>DRUG/NARCOTIC OFFENSES</b>	<b>123</b>
Drug Equipment Violations	9
Drug/Narcotic Violations	116
<b>PROSTITUTION OFFENSES</b>	<b>4</b>
Assisting or Promoting Prostitution	2
Prostitution	4
<b>WEAPON LAW VIOLATIONS</b>	<b>18</b>
Weapon Law Violations	18

# Offenses (Group "A") by Agency

2008

COUNTY

AGENCY

OFFENSE CATEGORY

OFFENSE

# OF OFFENSES

<u>Wheeling SP</u>	<u>TOTAL</u>	<u>162</u>
<b>HOMICIDE OFFENSES</b>		<b>1</b>
Murder and Nonnegligent Manslaughter		1
<b>SEX OFFENSES, FORCIBLE</b>		<b>5</b>
Forcible Fondling		1
Forcible Rape		3
Sexual Assault With An Object		1
<b>ASSAULT OFFENSES</b>		<b>31</b>
Aggravated Assault		1
Intimidation		9
Simple Assault		21
<b>BURGLARY/BREAKING &amp; ENTERING</b>		<b>11</b>
Burglary/Breaking & Entering		11
<b>LARCENY/THEFT OFFENSES</b>		<b>48</b>
All Other Larceny		25
Shoplifting		9
Theft From Motor Vehicle		1
Theft of Motor Vehicle Parts/Accessories		13
<b>MOTOR VEHICLE THEFT</b>		<b>2</b>
Motor Vehicle Theft		2
<b>ARSON</b>		<b>1</b>
Arson		1
<b>COUNTERFEITING/FORGERY</b>		<b>8</b>
Counterfeiting/Forgery		8
<b>DESTRUCTION/DAMAGE/VANDALISM OF PROPERTY</b>		<b>10</b>
Destruction/Damage/Vandalism of Property		10
<b>EXTORTION/BLACKMAIL</b>		<b>1</b>
Extortion/Blackmail		1
<b>FRAUD OFFENSES</b>		<b>21</b>
False Pretenses/Swindle/Confidence Game		18
Impersonation		3
<b>DRUG/NARCOTIC OFFENSES</b>		<b>19</b>
Drug/Narcotic Violations		19
<b>GAMBLING OFFENSES</b>		<b>1</b>
Operating/Promoting/Assisting Gambling		1
<b>PORNOGRAPHY/OBSCENE MATERIAL</b>		<b>2</b>
Pornography/Obscene Material		2

# Offenses (Group "A") by Agency

2008

COUNTY

AGENCY

OFFENSE CATEGORY

OFFENSE

# OF OFFENSES

**WEAPON LAW VIOLATIONS**

1

Weapon Law Violations

1

**Pendleton County TOTAL 98**

DNR - 2 - Pendleton

TOTAL

2

**DRUG/NARCOTIC OFFENSES**

2

Drug/Narcotic Violations

2

# Offenses (Group "A") by Agency

2008

COUNTY

AGENCY

OFFENSE CATEGORY

OFFENSE

# OF OFFENSES

Franklin SP	TOTAL	96
<b>SEX OFFENSES, FORCIBLE</b>		<b>4</b>
Forcible Fondling		2
Forcible Rape		2
<b>SEX OFFENSES, NONFORCIBLE</b>		<b>1</b>
Incest		1
<b>ASSAULT OFFENSES</b>		<b>36</b>
Aggravated Assault		3
Intimidation		5
Simple Assault		31
<b>BURGLARY/BREAKING &amp; ENTERING</b>		<b>8</b>
Burglary/Breaking & Entering		8
<b>LARCENY/THEFT OFFENSES</b>		<b>18</b>
All Other Larceny		9
Shoplifting		1
Theft From Building		5
Theft From Motor Vehicle		2
Theft of Motor Vehicle Parts/Accessories		1
<b>MOTOR VEHICLE THEFT</b>		<b>2</b>
Motor Vehicle Theft		2
<b>ARSON</b>		<b>2</b>
Arson		2
<b>DESTRUCTION/DAMAGE/VANDALISM OF PROPERTY</b>		<b>5</b>
Destruction/Damage/Vandalism of Property		5
<b>EMBEZZLEMENT</b>		<b>1</b>
Embezzlement		1
<b>FRAUD OFFENSES</b>		<b>7</b>
Credit Card/Automatic Teller Fraud		1
False Pretenses/Swindle/Confidence Game		5
Impersonation		1
<b>STOLEN PROPERTY OFFENSES</b>		<b>1</b>
Stolen Property Offenses		1
<b>DRUG/NARCOTIC OFFENSES</b>		<b>6</b>
Drug/Narcotic Violations		6
<b>WEAPON LAW VIOLATIONS</b>		<b>2</b>
Weapon Law Violations		2

# Offenses (Group "A") by Agency

2008

COUNTY

AGENCY

OFFENSE CATEGORY

OFFENSE

# OF OFFENSES

Pleasants County TOTAL		75
<b>Pleasants Co SO</b>	<b>TOTAL</b>	<b>12</b>
<b>ASSAULT OFFENSES</b>		<b>8</b>
Simple Assault		8
<b>BURGLARY/BREAKING &amp; ENTERING</b>		<b>2</b>
Burglary/Breaking & Entering		2
<b>LARCENY/THEFT OFFENSES</b>		<b>2</b>
All Other Larceny		2
<b>St Marys SP</b>	<b>TOTAL</b>	<b>63</b>
<b>SEX OFFENSES, FORCIBLE</b>		<b>2</b>
Forcible Rape		1
Sexual Assault With An Object		1
<b>ASSAULT OFFENSES</b>		<b>20</b>
Aggravated Assault		2
Intimidation		5
Simple Assault		13
<b>BURGLARY/BREAKING &amp; ENTERING</b>		<b>2</b>
Burglary/Breaking & Entering		2
<b>LARCENY/THEFT OFFENSES</b>		<b>18</b>
All Other Larceny		17
Theft From Building		1
<b>MOTOR VEHICLE THEFT</b>		<b>2</b>
Motor Vehicle Theft		2
<b>COUNTERFEITING/FORGERY</b>		<b>3</b>
Counterfeiting/Forgery		3
<b>DESTRUCTION/DAMAGE/VANDALISM OF PROPERTY</b>		<b>11</b>
Destruction/Damage/Vandalism of Property		11
<b>FRAUD OFFENSES</b>		<b>3</b>
Credit Card/Automatic Teller Fraud		1
False Pretenses/Swindle/Confidence Game		2
<b>DRUG/NARCOTIC OFFENSES</b>		<b>2</b>
Drug/Narcotic Violations		2
<b>Pocahontas County TOTAL</b>		<b>338</b>

# Offenses (Group "A") by Agency

2008

COUNTY

AGENCY

OFFENSE CATEGORY

OFFENSE

# OF OFFENSES

<u>Marlinton SP</u>	<u>TOTAL</u>	<u>312</u>
<b>SEX OFFENSES, FORCIBLE</b>		<b>2</b>
Forcible Fondling		1
Forcible Sodomy		1
<b>ASSAULT OFFENSES</b>		<b>59</b>
Aggravated Assault		18
Intimidation		15
Simple Assault		27
<b>KIDNAPING/ABDUCTION</b>		<b>1</b>
Kidnaping/Abduction		1
<b>BURGLARY/BREAKING &amp; ENTERING</b>		<b>31</b>
Burglary/Breaking & Entering		31
<b>LARCENY/THEFT OFFENSES</b>		<b>55</b>
All Other Larceny		35
Shoplifting		3
Theft From Building		7
Theft From Motor Vehicle		10
<b>MOTOR VEHICLE THEFT</b>		<b>2</b>
Motor Vehicle Theft		2
<b>ARSON</b>		<b>3</b>
Arson		3
<b>COUNTERFEITING/FORGERY</b>		<b>8</b>
Counterfeiting/Forgery		8
<b>DESTRUCTION/DAMAGE/VANDALISM OF PROPERTY</b>		<b>70</b>
Destruction/Damage/Vandalism of Property		70
<b>EMBEZZLEMENT</b>		<b>1</b>
Embezzlement		1
<b>FRAUD OFFENSES</b>		<b>9</b>
False Pretenses/Swindle/Confidence Game		8
Impersonation		1
<b>STOLEN PROPERTY OFFENSES</b>		<b>1</b>
Stolen Property Offenses		1
<b>DRUG/NARCOTIC OFFENSES</b>		<b>67</b>
Drug/Narcotic Violations		67
<b>WEAPON LAW VIOLATIONS</b>		<b>2</b>
Weapon Law Violations		2

# Offenses (Group "A") by Agency

2008

COUNTY

AGENCY

OFFENSE CATEGORY

OFFENSE

# OF OFFENSES

Pocahontas Co SO		TOTAL	26
<b>ASSAULT OFFENSES</b>			<b>9</b>
	Aggravated Assault		2
	Intimidation		2
	Simple Assault		5
<b>BURGLARY/BREAKING &amp; ENTERING</b>			<b>3</b>
	Burglary/Breaking & Entering		3
<b>LARCENY/THEFT OFFENSES</b>			<b>7</b>
	Theft From Building		5
	Theft From Motor Vehicle		1
	Theft of Motor Vehicle Parts/Accessories		1
<b>DESTRUCTION/DAMAGE/VANDALISM OF PROPERTY</b>			<b>7</b>
	Destruction/Damage/Vandalism of Property		7
<b>Preston</b>	<b>County TOTAL</b>		<b>564</b>



# Offenses (Group "A") by Agency

2008

COUNTY

AGENCY

OFFENSE CATEGORY

OFFENSE

# OF OFFENSES

Kingwood SP	TOTAL	372
<b>SEX OFFENSES, FORCIBLE</b>		<b>15</b>
Forcible Fondling		10
Forcible Rape		3
Sexual Assault With An Object		2
<b>ASSAULT OFFENSES</b>		<b>75</b>
Aggravated Assault		14
Intimidation		8
Simple Assault		54
<b>BURGLARY/BREAKING &amp; ENTERING</b>		<b>41</b>
Burglary/Breaking & Entering		41
<b>LARCENY/THEFT OFFENSES</b>		<b>72</b>
All Other Larceny		53
Shoplifting		5
Theft From Motor Vehicle		14
Theft of Motor Vehicle Parts/Accessories		1
<b>MOTOR VEHICLE THEFT</b>		<b>13</b>
Motor Vehicle Theft		13
<b>ARSON</b>		<b>1</b>
Arson		1
<b>COUNTERFEITING/FORGERY</b>		<b>4</b>
Counterfeiting/Forgery		4
<b>DESTRUCTION/DAMAGE/VANDALISM OF PROPERTY</b>		<b>68</b>
Destruction/Damage/Vandalism of Property		68
<b>EMBEZZLEMENT</b>		<b>2</b>
Embezzlement		2
<b>FRAUD OFFENSES</b>		<b>23</b>
False Pretenses/Swindle/Confidence Game		19
Impersonation		4
<b>DRUG/NARCOTIC OFFENSES</b>		<b>53</b>
Drug/Narcotic Violations		53
<b>PORNOGRAPHY/OBSCENE MATERIAL</b>		<b>1</b>
Pornography/Obscene Material		1
<b>WEAPON LAW VIOLATIONS</b>		<b>2</b>
Weapon Law Violations		2

# Offenses (Group "A") by Agency

2008

COUNTY

AGENCY

OFFENSE CATEGORY

OFFENSE

# OF OFFENSES

AGENCY	TOTAL	# OF OFFENSES
<b>Masontown PD</b>	<b>TOTAL</b>	<b>2</b>
<b>ASSAULT OFFENSES</b>		<b>1</b>
Simple Assault		1
<b>DRUG/NARCOTIC OFFENSES</b>		<b>1</b>
Drug/Narcotic Violations		1
<b>Preston Co SO</b>	<b>TOTAL</b>	<b>174</b>
<b>SEX OFFENSES, FORCIBLE</b>		<b>1</b>
Forcible Fondling		1
<b>ASSAULT OFFENSES</b>		<b>45</b>
Aggravated Assault		6
Intimidation		7
Simple Assault		32
<b>ROBBERY</b>		<b>1</b>
Robbery		1
<b>BURGLARY/BREAKING &amp; ENTERING</b>		<b>37</b>
Burglary/Breaking & Entering		37
<b>LARCENY/THEFT OFFENSES</b>		<b>46</b>
All Other Larceny		34
Shoplifting		4
Theft From Building		3
Theft From Motor Vehicle		5
<b>MOTOR VEHICLE THEFT</b>		<b>10</b>
Motor Vehicle Theft		10
<b>ARSON</b>		<b>4</b>
Arson		4
<b>COUNTERFEITING/FORGERY</b>		<b>3</b>
Counterfeiting/Forgery		3
<b>DESTRUCTION/DAMAGE/VANDALISM OF PROPERTY</b>		<b>6</b>
Destruction/Damage/Vandalism of Property		6
<b>FRAUD OFFENSES</b>		<b>10</b>
False Pretenses/Swindle/Confidence Game		9
Impersonation		1
<b>DRUG/NARCOTIC OFFENSES</b>		<b>9</b>
Drug/Narcotic Violations		9
<b>WEAPON LAW VIOLATIONS</b>		<b>2</b>
Weapon Law Violations		2

# Offenses (Group "A") by Agency

2008

COUNTY

AGENCY

OFFENSE CATEGORY

OFFENSE

# OF OFFENSES

<u>Reedsville PD</u>		<u>TOTAL</u>	<u>16</u>
	<b>ASSAULT OFFENSES</b>		<b>4</b>
	Simple Assault		4
	<b>BURGLARY/BREAKING &amp; ENTERING</b>		<b>3</b>
	Burglary/Breaking & Entering		3
	<b>LARCENY/THEFT OFFENSES</b>		<b>7</b>
	All Other Larceny		4
	Theft From Building		1
	Theft From Motor Vehicle		2
	<b>MOTOR VEHICLE THEFT</b>		<b>1</b>
	Motor Vehicle Theft		1
	<b>COUNTERFEITING/FORGERY</b>		<b>1</b>
	Counterfeiting/Forgery		1
<b>Putnam</b>	<b>County TOTAL</b>		<b>3046</b>
<u>DNR - 5 - Putnam</u>		<u>TOTAL</u>	<u>1</u>
	<b>DRUG/NARCOTIC OFFENSES</b>		<b>1</b>
	Drug/Narcotic Violations		1

# Offenses (Group "A") by Agency

2008

COUNTY

AGENCY

OFFENSE CATEGORY

OFFENSE

# OF OFFENSES

Hurricane PD	TOTAL	531
<b>SEX OFFENSES, FORCIBLE</b>		<b>2</b>
Forcible Fondling		1
Forcible Rape		1
<b>SEX OFFENSES, NONFORCIBLE</b>		<b>2</b>
Statutory Rape		2
<b>ASSAULT OFFENSES</b>		<b>98</b>
Aggravated Assault		10
Intimidation		32
Simple Assault		56
<b>BURGLARY/BREAKING &amp; ENTERING</b>		<b>15</b>
Burglary/Breaking & Entering		15
<b>LARCENY/THEFT OFFENSES</b>		<b>176</b>
All Other Larceny		61
Shoplifting		36
Theft From Building		27
Theft From Coin Operated Machine or Device		2
Theft From Motor Vehicle		45
Theft of Motor Vehicle Parts/Accessories		5
<b>MOTOR VEHICLE THEFT</b>		<b>21</b>
Motor Vehicle Theft		21
<b>ARSON</b>		<b>1</b>
Arson		1
<b>COUNTERFEITING/FORGERY</b>		<b>5</b>
Counterfeiting/Forgery		5
<b>DESTRUCTION/DAMAGE/VANDALISM OF PROPERTY</b>		<b>105</b>
Destruction/Damage/Vandalism of Property		105
<b>EMBEZZLEMENT</b>		<b>3</b>
Embezzlement		3
<b>FRAUD OFFENSES</b>		<b>38</b>
Credit Card/Automatic Teller Fraud		30
False Pretenses/Swindle/Confidence Game		5
Impersonation		3
Wire Fraud		1
<b>STOLEN PROPERTY OFFENSES</b>		<b>1</b>
Stolen Property Offenses		1

# Offenses (Group "A") by Agency

---

2008

COUNTY

AGENCY

OFFENSE CATEGORY

OFFENSE

# OF OFFENSES

---

**DRUG/NARCOTIC OFFENSES**

**60**

Drug/Narcotic Violations

60

**WEAPON LAW VIOLATIONS**

**3**

Weapon Law Violations

3

# Offenses (Group "A") by Agency

2008

COUNTY

AGENCY

OFFENSE CATEGORY

OFFENSE

# OF OFFENSES

Putnam Co SO	TOTAL	1,998
<b>SEX OFFENSES, FORCIBLE</b>		<b>18</b>
Forcible Fondling		6
Forcible Rape		8
Sexual Assault With An Object		4
<b>SEX OFFENSES, NONFORCIBLE</b>		<b>2</b>
Incest		1
Statutory Rape		1
<b>ASSAULT OFFENSES</b>		<b>422</b>
Aggravated Assault		33
Intimidation		119
Simple Assault		271
<b>KIDNAPING/ABDUCTION</b>		<b>1</b>
Kidnaping/Abduction		1
<b>ROBBERY</b>		<b>5</b>
Robbery		5
<b>BURGLARY/BREAKING &amp; ENTERING</b>		<b>160</b>
Burglary/Breaking & Entering		160
<b>LARCENY/THEFT OFFENSES</b>		<b>696</b>
All Other Larceny		423
Shoplifting		66
Theft From Building		11
Theft From Motor Vehicle		189
Theft of Motor Vehicle Parts/Accessories		13
<b>MOTOR VEHICLE THEFT</b>		<b>74</b>
Motor Vehicle Theft		74
<b>ARSON</b>		<b>7</b>
Arson		7
<b>COUNTERFEITING/FORGERY</b>		<b>37</b>
Counterfeiting/Forgery		37
<b>DESTRUCTION/DAMAGE/VANDALISM OF PROPERTY</b>		<b>397</b>
Destruction/Damage/Vandalism of Property		397
<b>EMBEZZLEMENT</b>		<b>14</b>
Embezzlement		14
<b>FRAUD OFFENSES</b>		<b>59</b>
Credit Card/Automatic Teller Fraud		15
False Pretenses/Swindle/Confidence Game		29

# Offenses (Group "A") by Agency

2008

COUNTY

AGENCY

OFFENSE CATEGORY

OFFENSE

# OF OFFENSES

Impersonation	13
Wire Fraud	2
<b>STOLEN PROPERTY OFFENSES</b>	<b>2</b>
Stolen Property Offenses	2
<b>DRUG/NARCOTIC OFFENSES</b>	<b>73</b>
Drug Equipment Violations	3
Drug/Narcotic Violations	70
<b>GAMBLING OFFENSES</b>	<b>6</b>
Betting/Wagering	6
<b>WEAPON LAW VIOLATIONS</b>	<b>18</b>
Weapon Law Violations	18
<b>Winfield PD</b>	<b>TOTAL</b>
	<b>19</b>
<b>ASSAULT OFFENSES</b>	<b>6</b>
Aggravated Assault	1
Intimidation	3
Simple Assault	2
<b>LARCENY/THEFT OFFENSES</b>	<b>10</b>
All Other Larceny	4
Pocket-picking	1
Purse-snatching	1
Theft From Building	1
Theft From Motor Vehicle	3
<b>DESTRUCTION/DAMAGE/VANDALISM OF PROPERTY</b>	<b>3</b>
Destruction/Damage/Vandalism of Property	3

# Offenses (Group "A") by Agency

2008

COUNTY

AGENCY

OFFENSE CATEGORY

OFFENSE

# OF OFFENSES

<u>Winfield SP</u>	<u>TOTAL</u>	<u>497</u>
<b>SEX OFFENSES, FORCIBLE</b>		<b>9</b>
Forcible Fondling		3
Forcible Rape		4
Sexual Assault With An Object		2
<b>ASSAULT OFFENSES</b>		<b>102</b>
Aggravated Assault		24
Intimidation		37
Simple Assault		41
<b>BURGLARY/BREAKING &amp; ENTERING</b>		<b>29</b>
Burglary/Breaking & Entering		29
<b>LARCENY/THEFT OFFENSES</b>		<b>138</b>
All Other Larceny		42
Shoplifting		28
Theft From Building		2
Theft From Motor Vehicle		30
Theft of Motor Vehicle Parts/Accessories		36
<b>MOTOR VEHICLE THEFT</b>		<b>12</b>
Motor Vehicle Theft		12
<b>ARSON</b>		<b>1</b>
Arson		1
<b>COUNTERFEITING/FORGERY</b>		<b>24</b>
Counterfeiting/Forgery		24
<b>DESTRUCTION/DAMAGE/VANDALISM OF PROPERTY</b>		<b>83</b>
Destruction/Damage/Vandalism of Property		83
<b>EMBEZZLEMENT</b>		<b>4</b>
Embezzlement		4
<b>FRAUD OFFENSES</b>		<b>17</b>
False Pretenses/Swindle/Confidence Game		12
Impersonation		5
<b>STOLEN PROPERTY OFFENSES</b>		<b>2</b>
Stolen Property Offenses		2
<b>DRUG/NARCOTIC OFFENSES</b>		<b>52</b>
Drug Equipment Violations		23
Drug/Narcotic Violations		50
<b>WEAPON LAW VIOLATIONS</b>		<b>3</b>
Weapon Law Violations		3



# Offenses (Group "A") by Agency

2008

COUNTY

AGENCY

OFFENSE CATEGORY

OFFENSE

# OF OFFENSES

**RALEIGH County TOTAL 6602**

<b>BCI - Beckley</b>	<b>TOTAL</b>	<b>94</b>
<b>ASSAULT OFFENSES</b>		<b>1</b>
Simple Assault		1
<b>LARCENY/THEFT OFFENSES</b>		<b>1</b>
Theft From Motor Vehicle		1
<b>COUNTERFEITING/FORGERY</b>		<b>2</b>
Counterfeiting/Forgery		2
<b>FRAUD OFFENSES</b>		<b>1</b>
False Pretenses/Swindle/Confidence Game		1
<b>DRUG/NARCOTIC OFFENSES</b>		<b>87</b>
Drug/Narcotic Violations		87
<b>PROSTITUTION OFFENSES</b>		<b>2</b>
Prostitution		2

# Offenses (Group "A") by Agency

2008

COUNTY

AGENCY

OFFENSE CATEGORY

OFFENSE

# OF OFFENSES

<u>Beckley PD</u>	<u>TOTAL</u>	<u>3,065</u>
<b>HOMICIDE OFFENSES</b>		<b>1</b>
Murder and Nonnegligent Manslaughter		1
<b>SEX OFFENSES, FORCIBLE</b>		<b>14</b>
Forcible Fondling		10
Forcible Sodomy		4
Sexual Assault With An Object		1
<b>ASSAULT OFFENSES</b>		<b>828</b>
Aggravated Assault		98
Intimidation		213
Simple Assault		535
<b>ROBBERY</b>		<b>31</b>
Robbery		31
<b>BURGLARY/BREAKING &amp; ENTERING</b>		<b>170</b>
Burglary/Breaking & Entering		170
<b>LARCENY/THEFT OFFENSES</b>		<b>1,032</b>
All Other Larceny		450
Purse-snatching		2
Shoplifting		306
Theft From Building		50
Theft From Coin Operated Machine or Device		1
Theft From Motor Vehicle		171
Theft of Motor Vehicle Parts/Accessories		53
<b>MOTOR VEHICLE THEFT</b>		<b>61</b>
Motor Vehicle Theft		61
<b>ARSON</b>		<b>2</b>
Arson		2
<b>COUNTERFEITING/FORGERY</b>		<b>69</b>
Counterfeiting/Forgery		69
<b>DESTRUCTION/DAMAGE/VANDALISM OF PROPERTY</b>		<b>543</b>
Destruction/Damage/Vandalism of Property		543
<b>EMBEZZLEMENT</b>		<b>23</b>
Embezzlement		23
<b>FRAUD OFFENSES</b>		<b>130</b>
Credit Card/Automatic Teller Fraud		3
False Pretenses/Swindle/Confidence Game		115

# Offenses (Group "A") by Agency

2008

COUNTY

AGENCY

OFFENSE CATEGORY

OFFENSE

# OF OFFENSES

---

Impersonation	13
<b>STOLEN PROPERTY OFFENSES</b>	<b>6</b>
Stolen Property Offenses	6
<b>DRUG/NARCOTIC OFFENSES</b>	<b>85</b>
Drug/Narcotic Violations	85
<b>PROSTITUTION OFFENSES</b>	<b>8</b>
Assisting or Promoting Prostitution	3
Prostitution	5
<b>WEAPON LAW VIOLATIONS</b>	<b>41</b>
Weapon Law Violations	41

# Offenses (Group "A") by Agency

2008

COUNTY

AGENCY

OFFENSE CATEGORY

OFFENSE

# OF OFFENSES

<u>Beckley SP</u>	<u>TOTAL</u>	<u>779</u>
<b>SEX OFFENSES, FORCIBLE</b>		<b>16</b>
Forcible Fondling		8
Forcible Rape		3
Sexual Assault With An Object		5
<b>ASSAULT OFFENSES</b>		<b>108</b>
Aggravated Assault		24
Intimidation		23
Simple Assault		63
<b>ROBBERY</b>		<b>3</b>
Robbery		3
<b>BURGLARY/BREAKING &amp; ENTERING</b>		<b>75</b>
Burglary/Breaking & Entering		75
<b>LARCENY/THEFT OFFENSES</b>		<b>284</b>
All Other Larceny		161
Shoplifting		18
Theft From Motor Vehicle		18
Theft of Motor Vehicle Parts/Accessories		91
<b>MOTOR VEHICLE THEFT</b>		<b>45</b>
Motor Vehicle Theft		45
<b>ARSON</b>		<b>1</b>
Arson		1
<b>COUNTERFEITING/FORGERY</b>		<b>45</b>
Counterfeiting/Forgery		45
<b>DESTRUCTION/DAMAGE/VANDALISM OF PROPERTY</b>		<b>115</b>
Destruction/Damage/Vandalism of Property		115
<b>EMBEZZLEMENT</b>		<b>9</b>
Embezzlement		9
<b>FRAUD OFFENSES</b>		<b>38</b>
Credit Card/Automatic Teller Fraud		1
False Pretenses/Swindle/Confidence Game		27
Impersonation		10
<b>STOLEN PROPERTY OFFENSES</b>		<b>9</b>
Stolen Property Offenses		9
<b>DRUG/NARCOTIC OFFENSES</b>		<b>20</b>
Drug/Narcotic Violations		20
<b>WEAPON LAW VIOLATIONS</b>		<b>5</b>

# Offenses (Group "A") by Agency

2008

COUNTY

AGENCY

OFFENSE CATEGORY

OFFENSE

# OF OFFENSES

		# OF OFFENSES
	Weapon Law Violations	5
<b>DNR - 4 - Raleigh</b>	<b>TOTAL</b>	<b>2</b>
	<b>DRUG/NARCOTIC OFFENSES</b>	<b>2</b>
	Drug/Narcotic Violations	2
<b>Mabscott PD</b>	<b>TOTAL</b>	<b>17</b>
	<b>ASSAULT OFFENSES</b>	<b>8</b>
	Aggravated Assault	2
	Intimidation	4
	Simple Assault	2
	<b>ROBBERY</b>	<b>1</b>
	Robbery	1
	<b>BURGLARY/BREAKING &amp; ENTERING</b>	<b>2</b>
	Burglary/Breaking & Entering	2
	<b>LARCENY/THEFT OFFENSES</b>	<b>3</b>
	Theft From Building	3
	<b>DESTRUCTION/DAMAGE/VANDALISM OF PROPERTY</b>	<b>3</b>
	Destruction/Damage/Vandalism of Property	3

# Offenses (Group "A") by Agency

2008

COUNTY

AGENCY

OFFENSE CATEGORY

OFFENSE

# OF OFFENSES

<u>Raleigh Co SO</u>	<u>TOTAL</u>	<u>2,491</u>
<b>HOMICIDE OFFENSES</b>		<b>1</b>
Murder and Nonnegligent Manslaughter		1
<b>SEX OFFENSES, FORCIBLE</b>		<b>27</b>
Forcible Fondling		8
Forcible Rape		5
Forcible Sodomy		4
Sexual Assault With An Object		11
<b>SEX OFFENSES, NONFORCIBLE</b>		<b>9</b>
Incest		1
Statutory Rape		8
<b>ASSAULT OFFENSES</b>		<b>675</b>
Aggravated Assault		54
Intimidation		210
Simple Assault		431
<b>KIDNAPING/ABDUCTION</b>		<b>1</b>
Kidnaping/Abduction		1
<b>ROBBERY</b>		<b>18</b>
Robbery		18
<b>BURGLARY/BREAKING &amp; ENTERING</b>		<b>336</b>
Burglary/Breaking & Entering		336
<b>LARCENY/THEFT OFFENSES</b>		<b>706</b>
All Other Larceny		441
Purse-snatching		22
Shoplifting		79
Theft From Building		32
Theft From Coin Operated Machine or Device		3
Theft From Motor Vehicle		98
Theft of Motor Vehicle Parts/Accessories		35
<b>MOTOR VEHICLE THEFT</b>		<b>70</b>
Motor Vehicle Theft		70
<b>ARSON</b>		<b>11</b>
Arson		11
<b>COUNTERFEITING/FORGERY</b>		<b>35</b>
Counterfeiting/Forgery		35
<b>DESTRUCTION/DAMAGE/VANDALISM OF PROPERTY</b>		<b>441</b>

# Offenses (Group "A") by Agency

2008

COUNTY

AGENCY

OFFENSE CATEGORY

OFFENSE

# OF OFFENSES

	Destruction/Damage/Vandalism of Property	441
<b>EMBEZZLEMENT</b>		<b>5</b>
	Embezzlement	5
<b>EXTORTION/BLACKMAIL</b>		<b>1</b>
	Extortion/Blackmail	1
<b>FRAUD OFFENSES</b>		<b>52</b>
	Credit Card/Automatic Teller Fraud	7
	False Pretenses/Swindle/Confidence Game	39
	Impersonation	7
<b>STOLEN PROPERTY OFFENSES</b>		<b>17</b>
	Stolen Property Offenses	17
<b>DRUG/NARCOTIC OFFENSES</b>		<b>33</b>
	Drug/Narcotic Violations	33
<b>WEAPON LAW VIOLATIONS</b>		<b>27</b>
	Weapon Law Violations	27
<b>Sophia PD</b>	<b>TOTAL</b>	<b>68</b>
<b>ASSAULT OFFENSES</b>		<b>25</b>
	Aggravated Assault	1
	Intimidation	3
	Simple Assault	21
<b>BURGLARY/BREAKING &amp; ENTERING</b>		<b>5</b>
	Burglary/Breaking & Entering	5
<b>LARCENY/THEFT OFFENSES</b>		<b>10</b>
	All Other Larceny	3
	Shoplifting	3
	Theft From Building	3
	Theft of Motor Vehicle Parts/Accessories	1
<b>MOTOR VEHICLE THEFT</b>		<b>2</b>
	Motor Vehicle Theft	2
<b>DESTRUCTION/DAMAGE/VANDALISM OF PROPERTY</b>		<b>19</b>
	Destruction/Damage/Vandalism of Property	19
<b>EMBEZZLEMENT</b>		<b>1</b>
	Embezzlement	1
<b>DRUG/NARCOTIC OFFENSES</b>		<b>2</b>
	Drug/Narcotic Violations	2
<b>WEAPON LAW VIOLATIONS</b>		<b>4</b>
	Weapon Law Violations	4

# Offenses (Group "A") by Agency

2008

COUNTY

AGENCY

OFFENSE CATEGORY

OFFENSE

# OF OFFENSES

COUNTY	AGENCY	OFFENSE CATEGORY	OFFENSE	# OF OFFENSES
	<b>tf Tri-Lateral Drug Network Team</b>	<b>TOTAL</b>		<b>39</b>
		<b>FRAUD OFFENSES</b>		<b>3</b>
		False Pretenses/Swindle/Confidence Game		3
		<b>DRUG/NARCOTIC OFFENSES</b>		<b>36</b>
		Drug/Narcotic Violations		36
	<b>Turnpike - Raleigh</b>	<b>TOTAL</b>		<b>47</b>
		<b>SEX OFFENSES, FORCIBLE</b>		<b>1</b>
		Sexual Assault With An Object		1
		<b>ASSAULT OFFENSES</b>		<b>3</b>
		Simple Assault		3
		<b>ROBBERY</b>		<b>1</b>
		Robbery		1
		<b>LARCENY/THEFT OFFENSES</b>		<b>8</b>
		All Other Larceny		3
		Theft From Building		2
		Theft From Motor Vehicle		2
		Theft of Motor Vehicle Parts/Accessories		1
		<b>COUNTERFEITING/FORGERY</b>		<b>1</b>
		Counterfeiting/Forgery		1
		<b>DESTRUCTION/DAMAGE/VANDALISM OF PROPERTY</b>		<b>18</b>
		Destruction/Damage/Vandalism of Property		18
		<b>EMBEZZLEMENT</b>		<b>1</b>
		Embezzlement		1
		<b>DRUG/NARCOTIC OFFENSES</b>		<b>14</b>
		Drug/Narcotic Violations		14
<b>Randolph</b>	<b>County</b>	<b>TOTAL</b>		<b>1295</b>



# Offenses (Group "A") by Agency

2008

COUNTY

AGENCY

OFFENSE CATEGORY

OFFENSE

# OF OFFENSES

<u>Elkins PD</u>	<u>TOTAL</u>	<u>562</u>
<b>SEX OFFENSES, FORCIBLE</b>		<b>4</b>
Forcible Fondling		2
Forcible Sodomy		2
Sexual Assault With An Object		1
<b>ASSAULT OFFENSES</b>		<b>135</b>
Aggravated Assault		26
Intimidation		15
Simple Assault		94
<b>ROBBERY</b>		<b>4</b>
Robbery		4
<b>BURGLARY/BREAKING &amp; ENTERING</b>		<b>46</b>
Burglary/Breaking & Entering		46
<b>LARCENY/THEFT OFFENSES</b>		<b>178</b>
All Other Larceny		48
Shoplifting		17
Theft From Building		53
Theft From Coin Operated Machine or Device		2
Theft From Motor Vehicle		45
Theft of Motor Vehicle Parts/Accessories		18
<b>MOTOR VEHICLE THEFT</b>		<b>6</b>
Motor Vehicle Theft		6
<b>ARSON</b>		<b>6</b>
Arson		6
<b>COUNTERFEITING/FORGERY</b>		<b>7</b>
Counterfeiting/Forgery		7
<b>DESTRUCTION/DAMAGE/VANDALISM OF PROPERTY</b>		<b>129</b>
Destruction/Damage/Vandalism of Property		129
<b>FRAUD OFFENSES</b>		<b>11</b>
Credit Card/Automatic Teller Fraud		2
False Pretenses/Swindle/Confidence Game		7
Impersonation		3
<b>DRUG/NARCOTIC OFFENSES</b>		<b>26</b>
Drug/Narcotic Violations		26
<b>WEAPON LAW VIOLATIONS</b>		<b>3</b>
Weapon Law Violations		3

# Offenses (Group "A") by Agency

2008

COUNTY

AGENCY

OFFENSE CATEGORY

OFFENSE

# OF OFFENSES

<u>Elkins SP</u>	<u>TOTAL</u>	<u>590</u>
<b>SEX OFFENSES, FORCIBLE</b>		<b>24</b>
Forcible Fondling		11
Forcible Rape		3
Forcible Sodomy		3
Sexual Assault With An Object		8
<b>ASSAULT OFFENSES</b>		<b>118</b>
Aggravated Assault		24
Intimidation		17
Simple Assault		77
<b>KIDNAPING/ABDUCTION</b>		<b>2</b>
Kidnaping/Abduction		2
<b>ROBBERY</b>		<b>3</b>
Robbery		3
<b>BURGLARY/BREAKING &amp; ENTERING</b>		<b>58</b>
Burglary/Breaking & Entering		58
<b>LARCENY/THEFT OFFENSES</b>		<b>153</b>
All Other Larceny		120
Shoplifting		26
Theft From Building		1
Theft From Motor Vehicle		7
<b>MOTOR VEHICLE THEFT</b>		<b>14</b>
Motor Vehicle Theft		14
<b>ARSON</b>		<b>6</b>
Arson		6
<b>COUNTERFEITING/FORGERY</b>		<b>20</b>
Counterfeiting/Forgery		20
<b>DESTRUCTION/DAMAGE/VANDALISM OF PROPERTY</b>		<b>100</b>
Destruction/Damage/Vandalism of Property		100
<b>FRAUD OFFENSES</b>		<b>32</b>
Credit Card/Automatic Teller Fraud		2
False Pretenses/Swindle/Confidence Game		19
Impersonation		5
Wire Fraud		6
<b>STOLEN PROPERTY OFFENSES</b>		<b>4</b>
Stolen Property Offenses		4

# Offenses (Group "A") by Agency

---

2008

COUNTY

AGENCY

OFFENSE CATEGORY

OFFENSE

# OF OFFENSES

---

<b>DRUG/NARCOTIC OFFENSES</b>	<b>48</b>
Drug Equipment Violations	1
Drug/Narcotic Violations	47
<b>WEAPON LAW VIOLATIONS</b>	<b>6</b>
Weapon Law Violations	6

# Offenses (Group "A") by Agency

2008

COUNTY

AGENCY

OFFENSE CATEGORY

OFFENSE

# OF OFFENSES

<u>Randolph Co SO</u>	<u>TOTAL</u>	<u>143</u>
<b>ASSAULT OFFENSES</b>		<b>44</b>
Aggravated Assault		13
Intimidation		1
Simple Assault		30
<b>ROBBERY</b>		<b>1</b>
Robbery		1
<b>BURGLARY/BREAKING &amp; ENTERING</b>		<b>16</b>
Burglary/Breaking & Entering		16
<b>LARCENY/THEFT OFFENSES</b>		<b>36</b>
All Other Larceny		13
Pocket-picking		1
Shoplifting		4
Theft From Building		12
Theft From Motor Vehicle		6
<b>MOTOR VEHICLE THEFT</b>		<b>2</b>
Motor Vehicle Theft		2
<b>BRIBERY</b>		<b>1</b>
Bribery		1
<b>COUNTERFEITING/FORGERY</b>		<b>4</b>
Counterfeiting/Forgery		4
<b>DESTRUCTION/DAMAGE/VANDALISM OF PROPERTY</b>		<b>20</b>
Destruction/Damage/Vandalism of Property		20
<b>EMBEZZLEMENT</b>		<b>1</b>
Embezzlement		1
<b>FRAUD OFFENSES</b>		<b>2</b>
Credit Card/Automatic Teller Fraud		1
False Pretenses/Swindle/Confidence Game		1
<b>DRUG/NARCOTIC OFFENSES</b>		<b>15</b>
Drug Equipment Violations		1
Drug/Narcotic Violations		14
<b>WEAPON LAW VIOLATIONS</b>		<b>1</b>
Weapon Law Violations		1
<b>Ritchie County TOTAL</b>		<b>398</b>

# Offenses (Group "A") by Agency

2008

COUNTY

AGENCY

OFFENSE CATEGORY

OFFENSE

# OF OFFENSES

		# OF OFFENSES
<b>DNR - 6 - Ritchie</b>	<b>TOTAL</b>	<b>1</b>
<b>WEAPON LAW VIOLATIONS</b>		<b>1</b>
Weapon Law Violations		1
<b>Harrisville PD</b>	<b>TOTAL</b>	<b>18</b>
<b>ASSAULT OFFENSES</b>		<b>5</b>
Simple Assault		5
<b>BURGLARY/BREAKING &amp; ENTERING</b>		<b>3</b>
Burglary/Breaking & Entering		3
<b>LARCENY/THEFT OFFENSES</b>		<b>5</b>
All Other Larceny		2
Shoplifting		1
Theft From Building		2
<b>DESTRUCTION/DAMAGE/VANDALISM OF PROPERTY</b>		<b>1</b>
Destruction/Damage/Vandalism of Property		1
<b>FRAUD OFFENSES</b>		<b>2</b>
False Pretenses/Swindle/Confidence Game		2
<b>DRUG/NARCOTIC OFFENSES</b>		<b>2</b>
Drug/Narcotic Violations		2

# Offenses (Group "A") by Agency

2008

COUNTY

AGENCY

OFFENSE CATEGORY

OFFENSE

# OF OFFENSES

Harrisville SP	TOTAL	259
<b>SEX OFFENSES, FORCIBLE</b>		<b>2</b>
Forcible Sodomy		1
Sexual Assault With An Object		1
<b>ASSAULT OFFENSES</b>		<b>51</b>
Aggravated Assault		12
Intimidation		14
Simple Assault		25
<b>KIDNAPING/ABDUCTION</b>		<b>1</b>
Kidnaping/Abduction		1
<b>ROBBERY</b>		<b>1</b>
Robbery		1
<b>BURGLARY/BREAKING &amp; ENTERING</b>		<b>19</b>
Burglary/Breaking & Entering		19
<b>LARCENY/THEFT OFFENSES</b>		<b>50</b>
All Other Larceny		31
Shoplifting		2
Theft From Building		7
Theft From Motor Vehicle		9
Theft of Motor Vehicle Parts/Accessories		1
<b>MOTOR VEHICLE THEFT</b>		<b>3</b>
Motor Vehicle Theft		3
<b>ARSON</b>		<b>1</b>
Arson		1
<b>COUNTERFEITING/FORGERY</b>		<b>4</b>
Counterfeiting/Forgery		4
<b>DESTRUCTION/DAMAGE/VANDALISM OF PROPERTY</b>		<b>43</b>
Destruction/Damage/Vandalism of Property		43
<b>FRAUD OFFENSES</b>		<b>15</b>
Credit Card/Automatic Teller Fraud		1
False Pretenses/Swindle/Confidence Game		13
Impersonation		1
<b>DRUG/NARCOTIC OFFENSES</b>		<b>66</b>
Drug Equipment Violations		3
Drug/Narcotic Violations		63
<b>WEAPON LAW VIOLATIONS</b>		<b>3</b>
Weapon Law Violations		3

# Offenses (Group "A") by Agency

2008

COUNTY

AGENCY

OFFENSE CATEGORY

OFFENSE

# OF OFFENSES

Pennsboro PD	TOTAL	7
<b>ASSAULT OFFENSES</b>		<b>2</b>
Intimidation		2
<b>DESTRUCTION/DAMAGE/VANDALISM OF PROPERTY</b>		<b>3</b>
Destruction/Damage/Vandalism of Property		3
<b>DRUG/NARCOTIC OFFENSES</b>		<b>1</b>
Drug/Narcotic Violations		1
<b>WEAPON LAW VIOLATIONS</b>		<b>1</b>
Weapon Law Violations		1

# Offenses (Group "A") by Agency

2008

COUNTY

AGENCY

OFFENSE CATEGORY

OFFENSE

# OF OFFENSES

<u>Ritchie Co SO</u>	<u>TOTAL</u>	<u>113</u>
<b>SEX OFFENSES, FORCIBLE</b>		<b>3</b>
Forcible Fondling		2
Forcible Rape		1
<b>SEX OFFENSES, NONFORCIBLE</b>		<b>1</b>
Statutory Rape		1
<b>ASSAULT OFFENSES</b>		<b>24</b>
Aggravated Assault		2
Intimidation		3
Simple Assault		19
<b>BURGLARY/BREAKING &amp; ENTERING</b>		<b>25</b>
Burglary/Breaking & Entering		25
<b>LARCENY/THEFT OFFENSES</b>		<b>18</b>
All Other Larceny		9
Purse-snatching		1
Theft From Building		3
Theft From Motor Vehicle		5
<b>MOTOR VEHICLE THEFT</b>		<b>8</b>
Motor Vehicle Theft		8
<b>COUNTERFEITING/FORGERY</b>		<b>1</b>
Counterfeiting/Forgery		1
<b>DESTRUCTION/DAMAGE/VANDALISM OF PROPERTY</b>		<b>24</b>
Destruction/Damage/Vandalism of Property		24
<b>FRAUD OFFENSES</b>		<b>2</b>
Credit Card/Automatic Teller Fraud		1
False Pretenses/Swindle/Confidence Game		1
<b>STOLEN PROPERTY OFFENSES</b>		<b>1</b>
Stolen Property Offenses		1
<b>DRUG/NARCOTIC OFFENSES</b>		<b>6</b>
Drug/Narcotic Violations		6
<b>Roane County TOTAL</b>		<b>550</b>



# Offenses (Group "A") by Agency

2008

COUNTY

AGENCY

OFFENSE CATEGORY

OFFENSE

# OF OFFENSES

Roane Co SO	TOTAL	200
<b>SEX OFFENSES, FORCIBLE</b>		<b>2</b>
Forcible Rape		1
Sexual Assault With An Object		1
<b>ASSAULT OFFENSES</b>		<b>62</b>
Aggravated Assault		6
Intimidation		14
Simple Assault		42
<b>BURGLARY/BREAKING &amp; ENTERING</b>		<b>1</b>
Burglary/Breaking & Entering		1
<b>LARCENY/THEFT OFFENSES</b>		<b>68</b>
All Other Larceny		58
Shoplifting		1
Theft From Building		7
Theft From Motor Vehicle		2
<b>MOTOR VEHICLE THEFT</b>		<b>7</b>
Motor Vehicle Theft		7
<b>ARSON</b>		<b>2</b>
Arson		2
<b>COUNTERFEITING/FORGERY</b>		<b>2</b>
Counterfeiting/Forgery		2
<b>DESTRUCTION/DAMAGE/VANDALISM OF PROPERTY</b>		<b>27</b>
Destruction/Damage/Vandalism of Property		27
<b>FRAUD OFFENSES</b>		<b>7</b>
Credit Card/Automatic Teller Fraud		1
False Pretenses/Swindle/Confidence Game		3
Impersonation		3
<b>DRUG/NARCOTIC OFFENSES</b>		<b>21</b>
Drug/Narcotic Violations		21
<b>WEAPON LAW VIOLATIONS</b>		<b>1</b>
Weapon Law Violations		1

# Offenses (Group "A") by Agency

2008

COUNTY

AGENCY

OFFENSE CATEGORY

OFFENSE

# OF OFFENSES

<u>Spencer PD</u>	<u>TOTAL</u>	<u>142</u>
<b>ASSAULT OFFENSES</b>		<b>32</b>
Aggravated Assault		3
Intimidation		4
Simple Assault		26
<b>BURGLARY/BREAKING &amp; ENTERING</b>		<b>4</b>
Burglary/Breaking & Entering		4
<b>LARCENY/THEFT OFFENSES</b>		<b>50</b>
All Other Larceny		6
Pocket-picking		1
Shoplifting		16
Theft From Building		17
Theft From Motor Vehicle		8
Theft of Motor Vehicle Parts/Accessories		2
<b>MOTOR VEHICLE THEFT</b>		<b>1</b>
Motor Vehicle Theft		1
<b>COUNTERFEITING/FORGERY</b>		<b>4</b>
Counterfeiting/Forgery		4
<b>DESTRUCTION/DAMAGE/VANDALISM OF PROPERTY</b>		<b>30</b>
Destruction/Damage/Vandalism of Property		30
<b>FRAUD OFFENSES</b>		<b>2</b>
Credit Card/Automatic Teller Fraud		1
False Pretenses/Swindle/Confidence Game		2
<b>DRUG/NARCOTIC OFFENSES</b>		<b>17</b>
Drug/Narcotic Violations		17

# Offenses (Group "A") by Agency

2008

COUNTY

AGENCY

OFFENSE CATEGORY

OFFENSE

# OF OFFENSES

<u>Spencer SP</u>	<u>TOTAL</u>	<u>208</u>
<b>HOMICIDE OFFENSES</b>		<b>1</b>
Murder and Nonnegligent Manslaughter		1
<b>SEX OFFENSES, FORCIBLE</b>		<b>2</b>
Forcible Fondling		1
Forcible Rape		1
<b>SEX OFFENSES, NONFORCIBLE</b>		<b>1</b>
Incest		1
<b>ASSAULT OFFENSES</b>		<b>53</b>
Aggravated Assault		14
Intimidation		6
Simple Assault		33
<b>ROBBERY</b>		<b>1</b>
Robbery		1
<b>BURGLARY/BREAKING &amp; ENTERING</b>		<b>13</b>
Burglary/Breaking & Entering		13
<b>LARCENY/THEFT OFFENSES</b>		<b>28</b>
All Other Larceny		21
Theft From Building		2
Theft From Motor Vehicle		2
Theft of Motor Vehicle Parts/Accessories		3
<b>MOTOR VEHICLE THEFT</b>		<b>1</b>
Motor Vehicle Theft		1
<b>ARSON</b>		<b>1</b>
Arson		1
<b>COUNTERFEITING/FORGERY</b>		<b>3</b>
Counterfeiting/Forgery		3
<b>DESTRUCTION/DAMAGE/VANDALISM OF PROPERTY</b>		<b>28</b>
Destruction/Damage/Vandalism of Property		28
<b>FRAUD OFFENSES</b>		<b>10</b>
Credit Card/Automatic Teller Fraud		1
False Pretenses/Swindle/Confidence Game		6
Impersonation		3
<b>DRUG/NARCOTIC OFFENSES</b>		<b>65</b>
Drug Equipment Violations		2
Drug/Narcotic Violations		64

# Offenses (Group "A") by Agency

2008

COUNTY

AGENCY

OFFENSE CATEGORY

OFFENSE

# OF OFFENSES

Summers	County TOTAL	441
<b>DNR - 4 - Summers</b>	<b>TOTAL</b>	<b>5</b>
<b>DRUG/NARCOTIC OFFENSES</b>		<b>5</b>
Drug/Narcotic Violations		5
<b>Hinton PD</b>	<b>TOTAL</b>	<b>173</b>
<b>ASSAULT OFFENSES</b>		<b>48</b>
Aggravated Assault		10
Intimidation		11
Simple Assault		29
<b>ROBBERY</b>		<b>1</b>
Robbery		1
<b>BURGLARY/BREAKING &amp; ENTERING</b>		<b>9</b>
Burglary/Breaking & Entering		9
<b>LARCENY/THEFT OFFENSES</b>		<b>48</b>
All Other Larceny		8
Purse-snatching		2
Shoplifting		24
Theft From Building		8
Theft From Motor Vehicle		4
Theft of Motor Vehicle Parts/Accessories		2
<b>COUNTERFEITING/FORGERY</b>		<b>7</b>
Counterfeiting/Forgery		7
<b>DESTRUCTION/DAMAGE/VANDALISM OF PROPERTY</b>		<b>27</b>
Destruction/Damage/Vandalism of Property		27
<b>EMBEZZLEMENT</b>		<b>1</b>
Embezzlement		1
<b>FRAUD OFFENSES</b>		<b>5</b>
False Pretenses/Swindle/Confidence Game		4
Impersonation		1
<b>STOLEN PROPERTY OFFENSES</b>		<b>2</b>
Stolen Property Offenses		2
<b>DRUG/NARCOTIC OFFENSES</b>		<b>20</b>
Drug Equipment Violations		1
Drug/Narcotic Violations		19
<b>WEAPON LAW VIOLATIONS</b>		<b>3</b>
Weapon Law Violations		3

# Offenses (Group "A") by Agency

2008

COUNTY

AGENCY

OFFENSE CATEGORY

OFFENSE

# OF OFFENSES

<u>Hinton SP</u>	<u>TOTAL</u>	<u>172</u>
<b>SEX OFFENSES, FORCIBLE</b>		<b>3</b>
Forcible Fondling		2
Sexual Assault With An Object		1
<b>SEX OFFENSES, NONFORCIBLE</b>		<b>1</b>
Statutory Rape		1
<b>ASSAULT OFFENSES</b>		<b>23</b>
Aggravated Assault		7
Intimidation		2
Simple Assault		14
<b>ROBBERY</b>		<b>1</b>
Robbery		1
<b>BURGLARY/BREAKING &amp; ENTERING</b>		<b>39</b>
Burglary/Breaking & Entering		39
<b>LARCENY/THEFT OFFENSES</b>		<b>49</b>
All Other Larceny		26
Theft From Building		3
Theft From Motor Vehicle		17
Theft of Motor Vehicle Parts/Accessories		3
<b>MOTOR VEHICLE THEFT</b>		<b>6</b>
Motor Vehicle Theft		6
<b>COUNTERFEITING/FORGERY</b>		<b>8</b>
Counterfeiting/Forgery		8
<b>DESTRUCTION/DAMAGE/VANDALISM OF PROPERTY</b>		<b>29</b>
Destruction/Damage/Vandalism of Property		29
<b>EMBEZZLEMENT</b>		<b>1</b>
Embezzlement		1
<b>FRAUD OFFENSES</b>		<b>6</b>
Credit Card/Automatic Teller Fraud		1
False Pretenses/Swindle/Confidence Game		5
<b>STOLEN PROPERTY OFFENSES</b>		<b>1</b>
Stolen Property Offenses		1
<b>DRUG/NARCOTIC OFFENSES</b>		<b>4</b>
Drug/Narcotic Violations		4
<b>WEAPON LAW VIOLATIONS</b>		<b>1</b>
Weapon Law Violations		1

# Offenses (Group "A") by Agency

2008

COUNTY

AGENCY

OFFENSE CATEGORY

OFFENSE

# OF OFFENSES

Summers Co SO	TOTAL	91
<b>ASSAULT OFFENSES</b>		<b>27</b>
Aggravated Assault		3
Intimidation		3
Simple Assault		21
<b>ROBBERY</b>		<b>1</b>
Robbery		1
<b>BURGLARY/BREAKING &amp; ENTERING</b>		<b>14</b>
Burglary/Breaking & Entering		14
<b>LARCENY/THEFT OFFENSES</b>		<b>35</b>
All Other Larceny		34
Theft From Motor Vehicle		1
<b>COUNTERFEITING/FORGERY</b>		<b>1</b>
Counterfeiting/Forgery		1
<b>DESTRUCTION/DAMAGE/VANDALISM OF PROPERTY</b>		<b>7</b>
Destruction/Damage/Vandalism of Property		7
<b>STOLEN PROPERTY OFFENSES</b>		<b>1</b>
Stolen Property Offenses		1
<b>DRUG/NARCOTIC OFFENSES</b>		<b>5</b>
Drug/Narcotic Violations		5
<b>Taylor County TOTAL</b>		<b>116</b>

# Offenses (Group "A") by Agency

2008

COUNTY

AGENCY

OFFENSE CATEGORY

OFFENSE

# OF OFFENSES

<u>Grafton PD</u>	<u>TOTAL</u>	<u>43</u>
<b>ASSAULT OFFENSES</b>		<b>17</b>
Intimidation		2
Simple Assault		15
<b>BURGLARY/BREAKING &amp; ENTERING</b>		<b>5</b>
Burglary/Breaking & Entering		5
<b>LARCENY/THEFT OFFENSES</b>		<b>13</b>
All Other Larceny		6
Shoplifting		2
Theft From Building		2
Theft From Motor Vehicle		3
<b>MOTOR VEHICLE THEFT</b>		<b>2</b>
Motor Vehicle Theft		2
<b>COUNTERFEITING/FORGERY</b>		<b>2</b>
Counterfeiting/Forgery		2
<b>DRUG/NARCOTIC OFFENSES</b>		<b>2</b>
Drug/Narcotic Violations		2
<b>WEAPON LAW VIOLATIONS</b>		<b>2</b>
Weapon Law Violations		2

# Offenses (Group "A") by Agency

2008

COUNTY

AGENCY

OFFENSE CATEGORY

OFFENSE

# OF OFFENSES

<u>Grafton SP</u>	<u>TOTAL</u>	<u>55</u>
<b>ASSAULT OFFENSES</b>		<b>15</b>
Intimidation		4
Simple Assault		11
<b>BURGLARY/BREAKING &amp; ENTERING</b>		<b>8</b>
Burglary/Breaking & Entering		8
<b>LARCENY/THEFT OFFENSES</b>		<b>14</b>
All Other Larceny		9
Theft From Building		2
Theft From Motor Vehicle		2
Theft of Motor Vehicle Parts/Accessories		1
<b>MOTOR VEHICLE THEFT</b>		<b>1</b>
Motor Vehicle Theft		1
<b>COUNTERFEITING/FORGERY</b>		<b>1</b>
Counterfeiting/Forgery		1
<b>DESTRUCTION/DAMAGE/VANDALISM OF PROPERTY</b>		<b>11</b>
Destruction/Damage/Vandalism of Property		11
<b>FRAUD OFFENSES</b>		<b>1</b>
False Pretenses/Swindle/Confidence Game		1
<b>DRUG/NARCOTIC OFFENSES</b>		<b>4</b>
Drug/Narcotic Violations		4



# Offenses (Group "A") by Agency

2008

COUNTY

AGENCY

OFFENSE CATEGORY

OFFENSE

# OF OFFENSES

Taylor Co SO	TOTAL	18
<b>ASSAULT OFFENSES</b>		<b>2</b>
Intimidation		1
Simple Assault		1
<b>BURGLARY/BREAKING &amp; ENTERING</b>		<b>3</b>
Burglary/Breaking & Entering		3
<b>LARCENY/THEFT OFFENSES</b>		<b>5</b>
All Other Larceny		4
Theft From Motor Vehicle		1
<b>MOTOR VEHICLE THEFT</b>		<b>4</b>
Motor Vehicle Theft		4
<b>DESTRUCTION/DAMAGE/VANDALISM OF PROPERTY</b>		<b>1</b>
Destruction/Damage/Vandalism of Property		1
<b>DRUG/NARCOTIC OFFENSES</b>		<b>2</b>
Drug/Narcotic Violations		2
<b>PORNOGRAPHY/OBSCENE MATERIAL</b>		<b>1</b>
Pornography/Obscene Material		1
<b>Tucker County TOTAL</b>		<b>164</b>

# Offenses (Group "A") by Agency

2008

COUNTY

AGENCY

OFFENSE CATEGORY

OFFENSE

# OF OFFENSES

<u>Parsons SP</u>	<u>TOTAL</u>	<u>159</u>
<b>SEX OFFENSES, FORCIBLE</b>		<b>3</b>
Forcible Fondling		3
<b>SEX OFFENSES, NONFORCIBLE</b>		<b>1</b>
Statutory Rape		1
<b>ASSAULT OFFENSES</b>		<b>37</b>
Aggravated Assault		5
Intimidation		13
Simple Assault		19
<b>BURGLARY/BREAKING &amp; ENTERING</b>		<b>28</b>
Burglary/Breaking & Entering		28
<b>LARCENY/THEFT OFFENSES</b>		<b>30</b>
All Other Larceny		26
Shoplifting		1
Theft From Building		1
Theft From Motor Vehicle		2
<b>MOTOR VEHICLE THEFT</b>		<b>4</b>
Motor Vehicle Theft		4
<b>COUNTERFEITING/FORGERY</b>		<b>3</b>
Counterfeiting/Forgery		3
<b>DESTRUCTION/DAMAGE/VANDALISM OF PROPERTY</b>		<b>29</b>
Destruction/Damage/Vandalism of Property		29
<b>EXTORTION/BLACKMAIL</b>		<b>1</b>
Extortion/Blackmail		1
<b>FRAUD OFFENSES</b>		<b>6</b>
False Pretenses/Swindle/Confidence Game		4
Impersonation		2
<b>STOLEN PROPERTY OFFENSES</b>		<b>1</b>
Stolen Property Offenses		1
<b>DRUG/NARCOTIC OFFENSES</b>		<b>13</b>
Drug/Narcotic Violations		13
<b>PORNOGRAPHY/OBSCENE MATERIAL</b>		<b>1</b>
Pornography/Obscene Material		1
<b>WEAPON LAW VIOLATIONS</b>		<b>2</b>
Weapon Law Violations		2

# Offenses (Group "A") by Agency

2008

COUNTY

AGENCY

OFFENSE CATEGORY

OFFENSE

# OF OFFENSES

COUNTY	AGENCY	OFFENSE CATEGORY	OFFENSE	# OF OFFENSES
	<b>Tucker Co SO</b>	<b>TOTAL</b>		<b>5</b>
		<b>BURGLARY/BREAKING &amp; ENTERING</b>		<b>1</b>
		Burglary/Breaking & Entering		1
		<b>LARCENY/THEFT OFFENSES</b>		<b>4</b>
		All Other Larceny		4
<b>Tyler</b>	<b>County</b>	<b>TOTAL</b>		<b>63</b>
	<b>Paden City PD</b>	<b>TOTAL</b>		<b>11</b>
		<b>ASSAULT OFFENSES</b>		<b>8</b>
		Aggravated Assault		5
		Intimidation		1
		Simple Assault		2
		<b>LARCENY/THEFT OFFENSES</b>		<b>2</b>
		Shoplifting		2
		<b>DRUG/NARCOTIC OFFENSES</b>		<b>1</b>
		Drug/Narcotic Violations		1
	<b>Sistersville PD</b>	<b>TOTAL</b>		<b>24</b>
		<b>SEX OFFENSES, FORCIBLE</b>		<b>2</b>
		Forcible Fondling		2
		<b>ASSAULT OFFENSES</b>		<b>7</b>
		Intimidation		1
		Simple Assault		6
		<b>BURGLARY/BREAKING &amp; ENTERING</b>		<b>1</b>
		Burglary/Breaking & Entering		1
		<b>LARCENY/THEFT OFFENSES</b>		<b>9</b>
		All Other Larceny		4
		Shoplifting		1
		Theft From Building		3
		Theft From Motor Vehicle		1
		<b>DESTRUCTION/DAMAGE/VANDALISM OF PROPERTY</b>		<b>1</b>
		Destruction/Damage/Vandalism of Property		1
		<b>DRUG/NARCOTIC OFFENSES</b>		<b>4</b>
		Drug/Narcotic Violations		4

# Offenses (Group "A") by Agency

2008

COUNTY

AGENCY

OFFENSE CATEGORY

OFFENSE

# OF OFFENSES

Agency	TOTAL	# OF OFFENSES
<b>Tyler Co SO</b>	<b>TOTAL</b>	<b>28</b>
<b>SEX OFFENSES, FORCIBLE</b>		<b>1</b>
Forcible Rape		1
<b>ASSAULT OFFENSES</b>		<b>10</b>
Aggravated Assault		1
Intimidation		1
Simple Assault		8
<b>BURGLARY/BREAKING &amp; ENTERING</b>		<b>2</b>
Burglary/Breaking & Entering		2
<b>LARCENY/THEFT OFFENSES</b>		<b>8</b>
All Other Larceny		4
Theft From Building		2
Theft From Motor Vehicle		2
<b>DESTRUCTION/DAMAGE/VANDALISM OF PROPERTY</b>		<b>1</b>
Destruction/Damage/Vandalism of Property		1
<b>DRUG/NARCOTIC OFFENSES</b>		<b>6</b>
Drug Equipment Violations		1
Drug/Narcotic Violations		5
<b>UPSHUR County TOTAL</b>	<b>TOTAL</b>	<b>786</b>
<b>BCI - Buckhannon</b>	<b>TOTAL</b>	<b>61</b>
<b>FRAUD OFFENSES</b>		<b>2</b>
False Pretenses/Swindle/Confidence Game		1
Impersonation		1
<b>DRUG/NARCOTIC OFFENSES</b>		<b>59</b>
Drug/Narcotic Violations		59

# Offenses (Group "A") by Agency

2008

COUNTY

AGENCY

OFFENSE CATEGORY

OFFENSE

# OF OFFENSES

<u>Buckhannon PD</u>	<u>TOTAL</u>	<u>175</u>
<b>SEX OFFENSES, FORCIBLE</b>		<b>1</b>
Forcible Rape		1
<b>ASSAULT OFFENSES</b>		<b>65</b>
Aggravated Assault		6
Intimidation		4
Simple Assault		55
<b>ROBBERY</b>		<b>1</b>
Robbery		1
<b>BURGLARY/BREAKING &amp; ENTERING</b>		<b>7</b>
Burglary/Breaking & Entering		7
<b>LARCENY/THEFT OFFENSES</b>		<b>44</b>
All Other Larceny		9
Shoplifting		11
Theft From Building		14
Theft From Motor Vehicle		13
<b>MOTOR VEHICLE THEFT</b>		<b>3</b>
Motor Vehicle Theft		3
<b>ARSON</b>		<b>1</b>
Arson		1
<b>COUNTERFEITING/FORGERY</b>		<b>1</b>
Counterfeiting/Forgery		1
<b>DESTRUCTION/DAMAGE/VANDALISM OF PROPERTY</b>		<b>25</b>
Destruction/Damage/Vandalism of Property		25
<b>EMBEZZLEMENT</b>		<b>1</b>
Embezzlement		1
<b>FRAUD OFFENSES</b>		<b>6</b>
Credit Card/Automatic Teller Fraud		1
False Pretenses/Swindle/Confidence Game		5
<b>DRUG/NARCOTIC OFFENSES</b>		<b>17</b>
Drug Equipment Violations		1
Drug/Narcotic Violations		16

# Offenses (Group "A") by Agency

2008

COUNTY

AGENCY

OFFENSE CATEGORY

OFFENSE

# OF OFFENSES

<u>Buckhannon SP</u>	<u>TOTAL</u>	<u>309</u>
<b>SEX OFFENSES, FORCIBLE</b>		<b>6</b>
Forcible Fondling		2
Forcible Rape		3
Sexual Assault With An Object		1
<b>ASSAULT OFFENSES</b>		<b>73</b>
Aggravated Assault		4
Intimidation		16
Simple Assault		54
<b>BURGLARY/BREAKING &amp; ENTERING</b>		<b>12</b>
Burglary/Breaking & Entering		12
<b>LARCENY/THEFT OFFENSES</b>		<b>87</b>
All Other Larceny		45
Shoplifting		1
Theft From Motor Vehicle		19
Theft of Motor Vehicle Parts/Accessories		22
<b>MOTOR VEHICLE THEFT</b>		<b>15</b>
Motor Vehicle Theft		15
<b>ARSON</b>		<b>1</b>
Arson		1
<b>COUNTERFEITING/FORGERY</b>		<b>10</b>
Counterfeiting/Forgery		10
<b>DESTRUCTION/DAMAGE/VANDALISM OF PROPERTY</b>		<b>80</b>
Destruction/Damage/Vandalism of Property		80
<b>FRAUD OFFENSES</b>		<b>11</b>
Credit Card/Automatic Teller Fraud		2
False Pretenses/Swindle/Confidence Game		6
Impersonation		2
Wire Fraud		1
<b>STOLEN PROPERTY OFFENSES</b>		<b>1</b>
Stolen Property Offenses		1
<b>DRUG/NARCOTIC OFFENSES</b>		<b>10</b>
Drug Equipment Violations		1
Drug/Narcotic Violations		9
<b>WEAPON LAW VIOLATIONS</b>		<b>2</b>
Weapon Law Violations		2

# Offenses (Group "A") by Agency

2008

COUNTY

AGENCY

OFFENSE CATEGORY

OFFENSE

# OF OFFENSES

Upshur Co SO	TOTAL	241
<b>SEX OFFENSES, FORCIBLE</b>		<b>5</b>
Forcible Fondling		2
Forcible Rape		3
<b>ASSAULT OFFENSES</b>		<b>52</b>
Aggravated Assault		3
Intimidation		9
Simple Assault		40
<b>BURGLARY/BREAKING &amp; ENTERING</b>		<b>15</b>
Burglary/Breaking & Entering		15
<b>LARCENY/THEFT OFFENSES</b>		<b>71</b>
All Other Larceny		53
Shoplifting		3
Theft From Building		5
Theft From Motor Vehicle		8
Theft of Motor Vehicle Parts/Accessories		2
<b>MOTOR VEHICLE THEFT</b>		<b>8</b>
Motor Vehicle Theft		8
<b>COUNTERFEITING/FORGERY</b>		<b>6</b>
Counterfeiting/Forgery		6
<b>DESTRUCTION/DAMAGE/VANDALISM OF PROPERTY</b>		<b>52</b>
Destruction/Damage/Vandalism of Property		52
<b>EMBEZZLEMENT</b>		<b>1</b>
Embezzlement		1
<b>FRAUD OFFENSES</b>		<b>23</b>
False Pretenses/Swindle/Confidence Game		21
Impersonation		2
<b>DRUG/NARCOTIC OFFENSES</b>		<b>8</b>
Drug Equipment Violations		1
Drug/Narcotic Violations		7
<b>Wayne County TOTAL</b>		<b>1588</b>

# Offenses (Group "A") by Agency

2008

COUNTY

AGENCY

OFFENSE CATEGORY

OFFENSE

# OF OFFENSES

<u>Ceredo PD</u>	<u>TOTAL</u>	<u>93</u>
<b>ASSAULT OFFENSES</b>		<b>16</b>
Aggravated Assault		4
Intimidation		4
Simple Assault		10
<b>ROBBERY</b>		<b>1</b>
Robbery		1
<b>BURGLARY/BREAKING &amp; ENTERING</b>		<b>7</b>
Burglary/Breaking & Entering		7
<b>LARCENY/THEFT OFFENSES</b>		<b>31</b>
All Other Larceny		1
Theft From Building		21
Theft From Motor Vehicle		5
Theft of Motor Vehicle Parts/Accessories		4
<b>MOTOR VEHICLE THEFT</b>		<b>5</b>
Motor Vehicle Theft		5
<b>DESTRUCTION/DAMAGE/VANDALISM OF PROPERTY</b>		<b>9</b>
Destruction/Damage/Vandalism of Property		9
<b>FRAUD OFFENSES</b>		<b>1</b>
False Pretenses/Swindle/Confidence Game		1
<b>DRUG/NARCOTIC OFFENSES</b>		<b>19</b>
Drug/Narcotic Violations		19
<b>WEAPON LAW VIOLATIONS</b>		<b>2</b>
Weapon Law Violations		2



# Offenses (Group "A") by Agency

2008

COUNTY

AGENCY

OFFENSE CATEGORY

OFFENSE

# OF OFFENSES

Kenova PD	TOTAL	369
<b>HOMICIDE OFFENSES</b>		<b>1</b>
Murder and Nonnegligent Manslaughter		1
<b>SEX OFFENSES, FORCIBLE</b>		<b>4</b>
Forcible Fondling		2
Forcible Rape		2
<b>ASSAULT OFFENSES</b>		<b>63</b>
Aggravated Assault		7
Intimidation		15
Simple Assault		41
<b>KIDNAPING/ABDUCTION</b>		<b>1</b>
Kidnaping/Abduction		1
<b>ROBBERY</b>		<b>10</b>
Robbery		10
<b>BURGLARY/BREAKING &amp; ENTERING</b>		<b>40</b>
Burglary/Breaking & Entering		40
<b>LARCENY/THEFT OFFENSES</b>		<b>145</b>
All Other Larceny		79
Pocket-picking		6
Purse-snatching		1
Shoplifting		11
Theft From Building		2
Theft From Motor Vehicle		42
Theft of Motor Vehicle Parts/Accessories		4
<b>MOTOR VEHICLE THEFT</b>		<b>17</b>
Motor Vehicle Theft		17
<b>COUNTERFEITING/FORGERY</b>		<b>8</b>
Counterfeiting/Forgery		8
<b>DESTRUCTION/DAMAGE/VANDALISM OF PROPERTY</b>		<b>48</b>
Destruction/Damage/Vandalism of Property		48
<b>FRAUD OFFENSES</b>		<b>5</b>
Credit Card/Automatic Teller Fraud		2
False Pretenses/Swindle/Confidence Game		3
<b>STOLEN PROPERTY OFFENSES</b>		<b>1</b>
Stolen Property Offenses		1
<b>DRUG/NARCOTIC OFFENSES</b>		<b>26</b>
Drug Equipment Violations		5

# Offenses (Group "A") by Agency

2008

COUNTY

AGENCY

OFFENSE CATEGORY

OFFENSE

# OF OFFENSES

Wayne Co SO	TOTAL	# OF OFFENSES
Drug/Narcotic Violations		21
<b>ASSAULT OFFENSES</b>		<b>55</b>
Aggravated Assault		1
Intimidation		2
Simple Assault		52
<b>ROBBERY</b>		<b>1</b>
Robbery		1
<b>BURGLARY/BREAKING &amp; ENTERING</b>		<b>60</b>
Burglary/Breaking & Entering		60
<b>LARCENY/THEFT OFFENSES</b>		<b>73</b>
All Other Larceny		34
Theft From Building		7
Theft From Coin Operated Machine or Device		1
Theft From Motor Vehicle		24
Theft of Motor Vehicle Parts/Accessories		7
<b>MOTOR VEHICLE THEFT</b>		<b>11</b>
Motor Vehicle Theft		11
<b>DRUG/NARCOTIC OFFENSES</b>		<b>8</b>
Drug/Narcotic Violations		8

# Offenses (Group "A") by Agency

2008

COUNTY

AGENCY

OFFENSE CATEGORY

OFFENSE

# OF OFFENSES

Wayne SP	TOTAL	918
<b>SEX OFFENSES, FORCIBLE</b>		<b>7</b>
Forcible Fondling		2
Forcible Rape		2
Sexual Assault With An Object		3
<b>ASSAULT OFFENSES</b>		<b>195</b>
Aggravated Assault		22
Intimidation		60
Simple Assault		113
<b>ROBBERY</b>		<b>4</b>
Robbery		4
<b>BURGLARY/BREAKING &amp; ENTERING</b>		<b>132</b>
Burglary/Breaking & Entering		132
<b>LARCENY/THEFT OFFENSES</b>		<b>265</b>
All Other Larceny		128
Pocket-picking		1
Purse-snatching		1
Shoplifting		4
Theft From Building		22
Theft From Coin Operated Machine or Device		2
Theft From Motor Vehicle		86
Theft of Motor Vehicle Parts/Accessories		22
<b>MOTOR VEHICLE THEFT</b>		<b>40</b>
Motor Vehicle Theft		40
<b>ARSON</b>		<b>4</b>
Arson		4
<b>COUNTERFEITING/FORGERY</b>		<b>9</b>
Counterfeiting/Forgery		9
<b>DESTRUCTION/DAMAGE/VANDALISM OF PROPERTY</b>		<b>153</b>
Destruction/Damage/Vandalism of Property		153
<b>EMBEZZLEMENT</b>		<b>3</b>
Embezzlement		3
<b>FRAUD OFFENSES</b>		<b>31</b>
Credit Card/Automatic Teller Fraud		9
False Pretenses/Swindle/Confidence Game		12
Impersonation		10

# Offenses (Group "A") by Agency

2008

COUNTY

AGENCY

OFFENSE CATEGORY

OFFENSE

# OF OFFENSES

	<b>STOLEN PROPERTY OFFENSES</b>	<b>3</b>
	Stolen Property Offenses	3
	<b>DRUG/NARCOTIC OFFENSES</b>	<b>66</b>
	Drug Equipment Violations	1
	Drug/Narcotic Violations	65
	<b>PORNOGRAPHY/OBSCENE MATERIAL</b>	<b>2</b>
	Pornography/Obscene Material	2
	<b>WEAPON LAW VIOLATIONS</b>	<b>3</b>
	Weapon Law Violations	3
<b>Webster</b>	<b>County TOTAL</b>	<b>228</b>

<b>DNR - 3 - Webster</b>	<b>TOTAL</b>	<b>2</b>
	<b>STOLEN PROPERTY OFFENSES</b>	<b>1</b>
	Stolen Property Offenses	1
	<b>WEAPON LAW VIOLATIONS</b>	<b>1</b>
	Weapon Law Violations	1

# Offenses (Group "A") by Agency

2008

COUNTY

AGENCY

OFFENSE CATEGORY

OFFENSE

# OF OFFENSES

Upperglade SP	TOTAL	226
<b>SEX OFFENSES, NONFORCIBLE</b>		<b>2</b>
Statutory Rape		2
<b>ASSAULT OFFENSES</b>		<b>61</b>
Aggravated Assault		37
Intimidation		9
Simple Assault		19
<b>KIDNAPING/ABDUCTION</b>		<b>1</b>
Kidnaping/Abduction		1
<b>BURGLARY/BREAKING &amp; ENTERING</b>		<b>18</b>
Burglary/Breaking & Entering		18
<b>LARCENY/THEFT OFFENSES</b>		<b>49</b>
All Other Larceny		29
Shoplifting		1
Theft From Building		5
Theft From Motor Vehicle		2
Theft of Motor Vehicle Parts/Accessories		12
<b>MOTOR VEHICLE THEFT</b>		<b>5</b>
Motor Vehicle Theft		5
<b>COUNTERFEITING/FORGERY</b>		<b>4</b>
Counterfeiting/Forgery		4
<b>DESTRUCTION/DAMAGE/VANDALISM OF PROPERTY</b>		<b>37</b>
Destruction/Damage/Vandalism of Property		37
<b>FRAUD OFFENSES</b>		<b>5</b>
False Pretenses/Swindle/Confidence Game		4
Impersonation		1
<b>STOLEN PROPERTY OFFENSES</b>		<b>1</b>
Stolen Property Offenses		1
<b>DRUG/NARCOTIC OFFENSES</b>		<b>37</b>
Drug/Narcotic Violations		37
<b>PORNOGRAPHY/OBSCENE MATERIAL</b>		<b>1</b>
Pornography/Obscene Material		1
<b>WEAPON LAW VIOLATIONS</b>		<b>1</b>
Weapon Law Violations		1
<b>Wetzel County TOTAL</b>		<b>183</b>

# Offenses (Group "A") by Agency

2008

COUNTY

AGENCY

OFFENSE CATEGORY

OFFENSE

# OF OFFENSES

<u>Hundred SP</u>	<u>TOTAL</u>	<u>104</u>
<b>SEX OFFENSES, FORCIBLE</b>		<b>4</b>
Forcible Sodomy		1
Sexual Assault With An Object		3
<b>ASSAULT OFFENSES</b>		<b>30</b>
Aggravated Assault		3
Intimidation		5
Simple Assault		22
<b>BURGLARY/BREAKING &amp; ENTERING</b>		<b>8</b>
Burglary/Breaking & Entering		8
<b>LARCENY/THEFT OFFENSES</b>		<b>18</b>
All Other Larceny		11
Theft From Building		1
Theft From Motor Vehicle		3
Theft of Motor Vehicle Parts/Accessories		3
<b>MOTOR VEHICLE THEFT</b>		<b>4</b>
Motor Vehicle Theft		4
<b>ARSON</b>		<b>1</b>
Arson		1
<b>DESTRUCTION/DAMAGE/VANDALISM OF PROPERTY</b>		<b>18</b>
Destruction/Damage/Vandalism of Property		18
<b>FRAUD OFFENSES</b>		<b>3</b>
False Pretenses/Swindle/Confidence Game		3
<b>DRUG/NARCOTIC OFFENSES</b>		<b>14</b>
Drug/Narcotic Violations		14
<b>WEAPON LAW VIOLATIONS</b>		<b>4</b>
Weapon Law Violations		4

# Offenses (Group "A") by Agency

2008

COUNTY

AGENCY

OFFENSE CATEGORY

OFFENSE

# OF OFFENSES

<u>Paden City SP</u>	<u>TOTAL</u>	<u>79</u>
<b>SEX OFFENSES, FORCIBLE</b>		<b>1</b>
Forcible Rape		1
<b>ASSAULT OFFENSES</b>		<b>18</b>
Aggravated Assault		1
Intimidation		4
Simple Assault		14
<b>BURGLARY/BREAKING &amp; ENTERING</b>		<b>5</b>
Burglary/Breaking & Entering		5
<b>LARCENY/THEFT OFFENSES</b>		<b>13</b>
All Other Larceny		8
Pocket-picking		1
Shoplifting		2
Theft From Building		1
Theft From Motor Vehicle		1
<b>COUNTERFEITING/FORGERY</b>		<b>4</b>
Counterfeiting/Forgery		4
<b>DESTRUCTION/DAMAGE/VANDALISM OF PROPERTY</b>		<b>12</b>
Destruction/Damage/Vandalism of Property		12
<b>FRAUD OFFENSES</b>		<b>7</b>
False Pretenses/Swindle/Confidence Game		4
Impersonation		3
<b>DRUG/NARCOTIC OFFENSES</b>		<b>16</b>
Drug/Narcotic Violations		16
<b>WEAPON LAW VIOLATIONS</b>		<b>2</b>
Weapon Law Violations		2
<b>Wirt County TOTAL</b>		<b>268</b>

# Offenses (Group "A") by Agency

2008

COUNTY

AGENCY

OFFENSE CATEGORY

OFFENSE

# OF OFFENSES

Elizabeth SP	TOTAL	200
<b>HOMICIDE OFFENSES</b>		<b>1</b>
Murder and Nonnegligent Manslaughter		1
<b>SEX OFFENSES, FORCIBLE</b>		<b>4</b>
Forcible Fondling		2
Forcible Rape		2
<b>ASSAULT OFFENSES</b>		<b>41</b>
Aggravated Assault		8
Intimidation		8
Simple Assault		26
<b>BURGLARY/BREAKING &amp; ENTERING</b>		<b>33</b>
Burglary/Breaking & Entering		33
<b>LARCENY/THEFT OFFENSES</b>		<b>49</b>
All Other Larceny		39
Shoplifting		3
Theft From Building		2
Theft From Motor Vehicle		2
Theft of Motor Vehicle Parts/Accessories		3
<b>MOTOR VEHICLE THEFT</b>		<b>8</b>
Motor Vehicle Theft		8
<b>ARSON</b>		<b>1</b>
Arson		1
<b>COUNTERFEITING/FORGERY</b>		<b>2</b>
Counterfeiting/Forgery		2
<b>DESTRUCTION/DAMAGE/VANDALISM OF PROPERTY</b>		<b>42</b>
Destruction/Damage/Vandalism of Property		42
<b>FRAUD OFFENSES</b>		<b>5</b>
Credit Card/Automatic Teller Fraud		2
False Pretenses/Swindle/Confidence Game		1
Impersonation		2
<b>DRUG/NARCOTIC OFFENSES</b>		<b>12</b>
Drug/Narcotic Violations		12
<b>WEAPON LAW VIOLATIONS</b>		<b>1</b>
Weapon Law Violations		1



# Offenses (Group "A") by Agency

2008

COUNTY

AGENCY

OFFENSE CATEGORY

OFFENSE

# OF OFFENSES

<u>Wirt Co SO</u>	<u>TOTAL</u>	<u>68</u>
<b>SEX OFFENSES, FORCIBLE</b>		<b>1</b>
Forcible Fondling		1
<b>SEX OFFENSES, NONFORCIBLE</b>		<b>1</b>
Statutory Rape		1
<b>ASSAULT OFFENSES</b>		<b>10</b>
Aggravated Assault		1
Intimidation		3
Simple Assault		6
<b>BURGLARY/BREAKING &amp; ENTERING</b>		<b>10</b>
Burglary/Breaking & Entering		10
<b>LARCENY/THEFT OFFENSES</b>		<b>18</b>
All Other Larceny		7
Theft From Building		2
Theft From Motor Vehicle		8
Theft of Motor Vehicle Parts/Accessories		1
<b>MOTOR VEHICLE THEFT</b>		<b>4</b>
Motor Vehicle Theft		4
<b>ARSON</b>		<b>1</b>
Arson		1
<b>COUNTERFEITING/FORGERY</b>		<b>7</b>
Counterfeiting/Forgery		7
<b>DESTRUCTION/DAMAGE/VANDALISM OF PROPERTY</b>		<b>10</b>
Destruction/Damage/Vandalism of Property		10
<b>FRAUD OFFENSES</b>		<b>6</b>
False Pretenses/Swindle/Confidence Game		6
<b>Wood</b>	<b>County TOTAL</b>	<b>5343</b>
<u>DNR - 6 - Wood</u>	<u>TOTAL</u>	<u>3</u>
<b>WEAPON LAW VIOLATIONS</b>		<b>3</b>
Weapon Law Violations		3

# Offenses (Group "A") by Agency

2008

COUNTY

AGENCY

OFFENSE CATEGORY

OFFENSE

# OF OFFENSES

<u>Parkersburg PD</u>	<u>TOTAL</u>	<u>2,766</u>
<b>HOMICIDE OFFENSES</b>		<b>1</b>
Murder and Nonnegligent Manslaughter		1
<b>SEX OFFENSES, FORCIBLE</b>		<b>33</b>
Forcible Fondling		7
Forcible Rape		19
Forcible Sodomy		4
Sexual Assault With An Object		3
<b>SEX OFFENSES, NONFORCIBLE</b>		<b>13</b>
Statutory Rape		13
<b>ASSAULT OFFENSES</b>		<b>524</b>
Aggravated Assault		38
Intimidation		26
Simple Assault		460
<b>KIDNAPING/ABDUCTION</b>		<b>3</b>
Kidnaping/Abduction		3
<b>ROBBERY</b>		<b>16</b>
Robbery		16
<b>BURGLARY/BREAKING &amp; ENTERING</b>		<b>229</b>
Burglary/Breaking & Entering		229
<b>LARCENY/THEFT OFFENSES</b>		<b>960</b>
All Other Larceny		546
Pocket-picking		2
Shoplifting		196
Theft From Motor Vehicle		216
<b>MOTOR VEHICLE THEFT</b>		<b>51</b>
Motor Vehicle Theft		51
<b>ARSON</b>		<b>18</b>
Arson		18
<b>COUNTERFEITING/FORGERY</b>		<b>72</b>
Counterfeiting/Forgery		72
<b>DESTRUCTION/DAMAGE/VANDALISM OF PROPERTY</b>		<b>411</b>
Destruction/Damage/Vandalism of Property		411
<b>EMBEZZLEMENT</b>		<b>19</b>
Embezzlement		19
<b>FRAUD OFFENSES</b>		<b>100</b>
Credit Card/Automatic Teller Fraud		2

# Offenses (Group "A") by Agency

---

2008

COUNTY

AGENCY

OFFENSE CATEGORY

OFFENSE

# OF OFFENSES

---

False Pretenses/Swindle/Confidence Game	98
<b>STOLEN PROPERTY OFFENSES</b>	<b>2</b>
Stolen Property Offenses	2
<b>DRUG/NARCOTIC OFFENSES</b>	<b>300</b>
Drug Equipment Violations	1
Drug/Narcotic Violations	299
<b>PORNOGRAPHY/OBSCENE MATERIAL</b>	<b>2</b>
Pornography/Obscene Material	2
<b>WEAPON LAW VIOLATIONS</b>	<b>12</b>
Weapon Law Violations	12

# Offenses (Group "A") by Agency

2008

COUNTY

AGENCY

OFFENSE CATEGORY

OFFENSE

# OF OFFENSES

<u>Parkersburg SP</u>	<u>TOTAL</u>	<u>524</u>
<b>SEX OFFENSES, FORCIBLE</b>		<b>5</b>
Forcible Fondling		1
Forcible Rape		1
Sexual Assault With An Object		3
<b>ASSAULT OFFENSES</b>		<b>46</b>
Aggravated Assault		10
Intimidation		9
Simple Assault		28
<b>BURGLARY/BREAKING &amp; ENTERING</b>		<b>46</b>
Burglary/Breaking & Entering		46
<b>LARCENY/THEFT OFFENSES</b>		<b>152</b>
All Other Larceny		121
Shoplifting		7
Theft From Building		6
Theft From Motor Vehicle		18
Theft of Motor Vehicle Parts/Accessories		1
<b>MOTOR VEHICLE THEFT</b>		<b>18</b>
Motor Vehicle Theft		18
<b>ARSON</b>		<b>2</b>
Arson		2
<b>COUNTERFEITING/FORGERY</b>		<b>7</b>
Counterfeiting/Forgery		7
<b>DESTRUCTION/DAMAGE/VANDALISM OF PROPERTY</b>		<b>77</b>
Destruction/Damage/Vandalism of Property		77
<b>FRAUD OFFENSES</b>		<b>40</b>
Credit Card/Automatic Teller Fraud		2
False Pretenses/Swindle/Confidence Game		35
Impersonation		3
<b>STOLEN PROPERTY OFFENSES</b>		<b>5</b>
Stolen Property Offenses		5
<b>DRUG/NARCOTIC OFFENSES</b>		<b>120</b>
Drug/Narcotic Violations		120
<b>PORNOGRAPHY/OBSCENE MATERIAL</b>		<b>1</b>
Pornography/Obscene Material		1
<b>WEAPON LAW VIOLATIONS</b>		<b>3</b>
Weapon Law Violations		3

# Offenses (Group "A") by Agency

2008

COUNTY

AGENCY

OFFENSE CATEGORY

OFFENSE

# OF OFFENSES

tf Parkersburg Vio Crime Narc **TOTAL**

21

**DRUG/NARCOTIC OFFENSES**

**21**

Drug/Narcotic Violations

21

# Offenses (Group "A") by Agency

2008

COUNTY

AGENCY

OFFENSE CATEGORY

OFFENSE

# OF OFFENSES

Vienna PD	TOTAL	592
<b>HOMICIDE OFFENSES</b>		<b>1</b>
Murder and Nonnegligent Manslaughter		1
<b>SEX OFFENSES, NONFORCIBLE</b>		<b>1</b>
Statutory Rape		1
<b>ASSAULT OFFENSES</b>		<b>90</b>
Aggravated Assault		8
Intimidation		19
Simple Assault		64
<b>BURGLARY/BREAKING &amp; ENTERING</b>		<b>31</b>
Burglary/Breaking & Entering		31
<b>LARCENY/THEFT OFFENSES</b>		<b>333</b>
All Other Larceny		61
Purse-snatching		4
Shoplifting		216
Theft From Building		2
Theft From Coin Operated Machine or Device		2
Theft From Motor Vehicle		50
<b>MOTOR VEHICLE THEFT</b>		<b>6</b>
Motor Vehicle Theft		6
<b>ARSON</b>		<b>1</b>
Arson		1
<b>COUNTERFEITING/FORGERY</b>		<b>12</b>
Counterfeiting/Forgery		12
<b>DESTRUCTION/DAMAGE/VANDALISM OF PROPERTY</b>		<b>59</b>
Destruction/Damage/Vandalism of Property		59
<b>EMBEZZLEMENT</b>		<b>10</b>
Embezzlement		10
<b>FRAUD OFFENSES</b>		<b>19</b>
Credit Card/Automatic Teller Fraud		12
False Pretenses/Swindle/Confidence Game		5
Impersonation		2
<b>STOLEN PROPERTY OFFENSES</b>		<b>1</b>
Stolen Property Offenses		1
<b>DRUG/NARCOTIC OFFENSES</b>		<b>24</b>
Drug/Narcotic Violations		24
<b>WEAPON LAW VIOLATIONS</b>		<b>1</b>

# Offenses (Group "A") by Agency

2008

COUNTY

AGENCY

OFFENSE CATEGORY

OFFENSE

# OF OFFENSES

		# OF OFFENSES
	Weapon Law Violations	1
<b>Williamstown PD</b>	<b>TOTAL</b>	<b>59</b>
	<b>SEX OFFENSES, FORCIBLE</b>	<b>1</b>
	Forcible Rape	1
	<b>ASSAULT OFFENSES</b>	<b>13</b>
	Intimidation	1
	Simple Assault	12
	<b>BURGLARY/BREAKING &amp; ENTERING</b>	<b>3</b>
	Burglary/Breaking & Entering	3
	<b>LARCENY/THEFT OFFENSES</b>	<b>25</b>
	All Other Larceny	6
	Purse-snatching	1
	Shoplifting	1
	Theft From Building	9
	Theft From Motor Vehicle	8
	<b>COUNTERFEITING/FORGERY</b>	<b>1</b>
	Counterfeiting/Forgery	1
	<b>DESTRUCTION/DAMAGE/VANDALISM OF PROPERTY</b>	<b>13</b>
	Destruction/Damage/Vandalism of Property	13
	<b>FRAUD OFFENSES</b>	<b>2</b>
	Credit Card/Automatic Teller Fraud	2
	<b>WEAPON LAW VIOLATIONS</b>	<b>1</b>
	Weapon Law Violations	1

# Offenses (Group "A") by Agency

2008

COUNTY

AGENCY

OFFENSE CATEGORY

OFFENSE

# OF OFFENSES

Wood Co SO	TOTAL	1,378
<b>HOMICIDE OFFENSES</b>		<b>1</b>
Murder and Nonnegligent Manslaughter		1
<b>SEX OFFENSES, FORCIBLE</b>		<b>19</b>
Forcible Fondling		8
Forcible Rape		4
Sexual Assault With An Object		7
<b>ASSAULT OFFENSES</b>		<b>331</b>
Aggravated Assault		23
Intimidation		144
Simple Assault		167
<b>ROBBERY</b>		<b>5</b>
Robbery		5
<b>BURGLARY/BREAKING &amp; ENTERING</b>		<b>157</b>
Burglary/Breaking & Entering		157
<b>LARCENY/THEFT OFFENSES</b>		<b>392</b>
All Other Larceny		205
Shoplifting		33
Theft From Coin Operated Machine or Device		1
Theft From Motor Vehicle		150
Theft of Motor Vehicle Parts/Accessories		5
<b>MOTOR VEHICLE THEFT</b>		<b>34</b>
Motor Vehicle Theft		34
<b>ARSON</b>		<b>4</b>
Arson		4
<b>COUNTERFEITING/FORGERY</b>		<b>15</b>
Counterfeiting/Forgery		15
<b>DESTRUCTION/DAMAGE/VANDALISM OF PROPERTY</b>		<b>307</b>
Destruction/Damage/Vandalism of Property		307
<b>EMBEZZLEMENT</b>		<b>1</b>
Embezzlement		1
<b>FRAUD OFFENSES</b>		<b>15</b>
Credit Card/Automatic Teller Fraud		9
False Pretenses/Swindle/Confidence Game		6
<b>STOLEN PROPERTY OFFENSES</b>		<b>6</b>
Stolen Property Offenses		6
<b>DRUG/NARCOTIC OFFENSES</b>		<b>70</b>



# Offenses (Group "A") by Agency

---

2008

COUNTY	AGENCY	OFFENSE CATEGORY	OFFENSE	# OF OFFENSES
			Drug/Narcotic Violations	70
		<b>PORNOGRAPHY/OBSCENE MATERIAL</b>		<b>3</b>
			Pornography/Obscene Material	3
		<b>WEAPON LAW VIOLATIONS</b>		<b>13</b>
			Weapon Law Violations	13
<b>Wyoming</b>	<b>County</b>	<b>TOTAL</b>		<b>650</b>
	<b>DNR - 4 - Wyoming</b>		<b>TOTAL</b>	<b>8</b>
		<b>DRUG/NARCOTIC OFFENSES</b>		<b>8</b>
			Drug/Narcotic Violations	8

# Offenses (Group "A") by Agency

2008

COUNTY

AGENCY

OFFENSE CATEGORY

OFFENSE

# OF OFFENSES

<u>Jesse SP</u>	<u>TOTAL</u>	<u>122</u>
<b>SEX OFFENSES, FORCIBLE</b>		<b>6</b>
Forcible Fondling		2
Forcible Rape		2
Forcible Sodomy		2
<b>ASSAULT OFFENSES</b>		<b>20</b>
Aggravated Assault		7
Intimidation		5
Simple Assault		8
<b>BURGLARY/BREAKING &amp; ENTERING</b>		<b>15</b>
Burglary/Breaking & Entering		15
<b>LARCENY/THEFT OFFENSES</b>		<b>37</b>
All Other Larceny		18
Shoplifting		1
Theft From Building		2
Theft From Motor Vehicle		13
Theft of Motor Vehicle Parts/Accessories		3
<b>MOTOR VEHICLE THEFT</b>		<b>5</b>
Motor Vehicle Theft		5
<b>ARSON</b>		<b>1</b>
Arson		1
<b>COUNTERFEITING/FORGERY</b>		<b>7</b>
Counterfeiting/Forgery		7
<b>DESTRUCTION/DAMAGE/VANDALISM OF PROPERTY</b>		<b>15</b>
Destruction/Damage/Vandalism of Property		15
<b>FRAUD OFFENSES</b>		<b>7</b>
Credit Card/Automatic Teller Fraud		1
False Pretenses/Swindle/Confidence Game		5
Impersonation		1
<b>DRUG/NARCOTIC OFFENSES</b>		<b>8</b>
Drug/Narcotic Violations		8
<b>WEAPON LAW VIOLATIONS</b>		<b>1</b>
Weapon Law Violations		1
<u>Mullens PD</u>	<u>TOTAL</u>	<u>1</u>
<b>BURGLARY/BREAKING &amp; ENTERING</b>		<b>1</b>
Burglary/Breaking & Entering		1

# Offenses (Group "A") by Agency

2008

COUNTY

AGENCY

OFFENSE CATEGORY

OFFENSE

# OF OFFENSES

Oceana PD	TOTAL	240
<b>HOMICIDE OFFENSES</b>		<b>1</b>
Murder and Nonnegligent Manslaughter		1
<b>SEX OFFENSES, FORCIBLE</b>		<b>1</b>
Forcible Fondling		1
<b>ASSAULT OFFENSES</b>		<b>35</b>
Aggravated Assault		5
Simple Assault		30
<b>BURGLARY/BREAKING &amp; ENTERING</b>		<b>6</b>
Burglary/Breaking & Entering		6
<b>LARCENY/THEFT OFFENSES</b>		<b>80</b>
All Other Larceny		8
Purse-snatching		1
Shoplifting		39
Theft From Building		21
Theft From Motor Vehicle		11
<b>MOTOR VEHICLE THEFT</b>		<b>4</b>
Motor Vehicle Theft		4
<b>COUNTERFEITING/FORGERY</b>		<b>14</b>
Counterfeiting/Forgery		14
<b>DESTRUCTION/DAMAGE/VANDALISM OF PROPERTY</b>		<b>26</b>
Destruction/Damage/Vandalism of Property		26
<b>FRAUD OFFENSES</b>		<b>19</b>
False Pretenses/Swindle/Confidence Game		18
Impersonation		1
<b>DRUG/NARCOTIC OFFENSES</b>		<b>54</b>
Drug/Narcotic Violations		54

# Offenses (Group "A") by Agency

2008

COUNTY

AGENCY

OFFENSE CATEGORY

OFFENSE

# OF OFFENSES

Wyoming Co SO	TOTAL	279
<b>SEX OFFENSES, FORCIBLE</b>		<b>1</b>
Sexual Assault With An Object		1
<b>ASSAULT OFFENSES</b>		<b>19</b>
Aggravated Assault		2
Simple Assault		17
<b>ROBBERY</b>		<b>1</b>
Robbery		1
<b>BURGLARY/BREAKING &amp; ENTERING</b>		<b>167</b>
Burglary/Breaking & Entering		167
<b>LARCENY/THEFT OFFENSES</b>		<b>59</b>
All Other Larceny		9
Shoplifting		1
Theft From Building		4
Theft From Motor Vehicle		41
Theft of Motor Vehicle Parts/Accessories		4
<b>MOTOR VEHICLE THEFT</b>		<b>5</b>
Motor Vehicle Theft		5
<b>DESTRUCTION/DAMAGE/VANDALISM OF PROPERTY</b>		<b>24</b>
Destruction/Damage/Vandalism of Property		24
<b>FRAUD OFFENSES</b>		<b>2</b>
Credit Card/Automatic Teller Fraud		1
False Pretenses/Swindle/Confidence Game		1
<b>DRUG/NARCOTIC OFFENSES</b>		<b>1</b>
Drug/Narcotic Violations		1

WEST VIRGINIA TOTAL

88,345

# ARRESTS (Group "A" and "B") by AGENCY

2008

# of ARRESTS	Adult Arrests	Juvenile Arrests
--------------	---------------	------------------

## Barbour County

### Barbour Co SO

Stolen Property Offenses	1	1	0
<b>Barbour Co SO</b>	<b>TOTAL</b>	<b>1</b>	<b>0</b>

### Belington PD

Simple Assault	3	3	0
Intimidation	1	1	0
Drug/Narcotic Violations	2	2	0
Driving Under The Influence	7	7	0
All Other Offenses	2	2	0
<b>Belington PD</b>	<b>TOTAL</b>	<b>15</b>	<b>0</b>

### DNR - 1 - Barbour

Liquor Law Violations	20	20	0
All Other Offenses	57	47	10
<b>DNR - 1 - Barbour</b>	<b>TOTAL</b>	<b>77</b>	<b>10</b>

### Philippi PD

Murder and Nonnegligent Manslaughter	1	1	0
Forcible Fondling	1	0	1
Aggravated Assault	4	2	2
Simple Assault	26	17	9
Destruction/Damage/Vandalism of Property	3	3	0
False Pretenses/Swindle/Confidence Game	3	3	0
Credit Card/Automatic Teller Fraud	1	0	1
Shoplifting	17	10	7
Theft From Building	5	3	2
Motor Vehicle Theft	1	1	0
Drug/Narcotic Violations	12	11	1
Disorderly Conduct	1	1	0
Driving Under The Influence	20	20	0
Liquor Law Violations	17	12	5
All Other Offenses	16	15	1
Others	3	2	1
<b>Philippi PD</b>	<b>TOTAL</b>	<b>131</b>	<b>30</b>

# ARRESTS (Group "A" and "B") by AGENCY

## 2008

# of ARRESTS	Adult Arrests	Juvenile Arrests
--------------	---------------	------------------

### Philippi SP

Forcible Fondling	1	1	0
Aggravated Assault	12	11	1
Simple Assault	18	18	0
Intimidation	12	12	0
Burglary/Breaking & Entering	3	3	0
Destruction/Damage/Vandalism of Property	4	4	0
False Pretenses/Swindle/Confidence Game	1	1	0
Shoplifting	2	2	0
Theft From Building	1	1	0
Theft From Motor Vehicle	1	0	1
Motor Vehicle Theft	3	2	1
Drug/Narcotic Violations	7	7	0
Weapon Law Violations	2	2	0
Bad Checks	1	1	0
Driving Under The Influence	18	16	2
Drunkenness	5	5	0
Family Offenses (Nonviolent)	2	2	0
Liquor Law Violations	6	5	1
All Other Offenses	17	16	1
Others	2	2	0
<b>Philippi SP</b>	<b>TOTAL</b>	<b>118</b>	<b>111</b>
<b>Barbour</b>	<b>County</b>	<b>TOTAL</b>	<b>342</b>
			<b>295</b>
			<b>47</b>

### Berkeley County

# ARRESTS (Group "A" and "B") by AGENCY

## 2008

# of ARRESTS	Adult Arrests	Juvenile Arrests
--------------	---------------	------------------

### Berkeley Co SO

Murder and Nonnegligent Manslaughter	1	1	0	
Sexual Assault With An Object	7	4	3	
Aggravated Assault	17	15	2	
Simple Assault	328	306	22	
Intimidation	71	67	4	
Robbery	6	6	0	
Burglary/Breaking & Entering	36	30	6	
Counterfeiting/Forgery	15	15	0	
Destruction/Damage/Vandalism of Property	16	15	1	
False Pretenses/Swindle/Confidence Game	4	4	0	
Credit Card/Automatic Teller Fraud	4	4	0	
Impersonation	1	1	0	
Shoplifting	40	38	2	
Theft From Motor Vehicle	2	2	0	
Motor Vehicle Theft	4	4	0	
Stolen Property Offenses	6	6	0	
Drug/Narcotic Violations	69	66	3	
Weapon Law Violations	4	3	1	
Bad Checks	9	9	0	
Disorderly Conduct	5	4	1	
Driving Under The Influence	146	144	2	
Drunkenness	2	2	0	
Family Offenses (Nonviolent)	4	4	0	
Trespass of Real Property	1	0	1	
All Other Offenses	284	280	4	
Others	43	42	1	
<b>Berkeley Co SO</b>	<b>TOTAL</b>	<b>1,125</b>	<b>1,072</b>	<b>53</b>

### DNR - 2 - Berkeley

Weapon Law Violations	4	4	0	
Trespass of Real Property	2	2	0	
All Other Offenses	145	142	1	
<b>DNR - 2 - Berkeley</b>	<b>TOTAL</b>	<b>151</b>	<b>148</b>	<b>1</b>

# ARRESTS (Group "A" and "B") by AGENCY

## 2008

# of ARRESTS	Adult Arrests	Juvenile Arrests
--------------	---------------	------------------

### **Martinsburg PD**

Forcible Rape	5	5	0	
Forcible Sodomy	1	0	1	
Sexual Assault With An Object	2	2	0	
Forcible Fondling	1	1	0	
Aggravated Assault	61	53	8	
Simple Assault	240	204	36	
Intimidation	22	20	2	
Kidnaping/Abduction	3	3	0	
Robbery	18	15	3	
Arson	2	2	0	
Burglary/Breaking & Entering	27	21	6	
Counterfeiting/Forgery	22	22	0	
Destruction/Damage/Vandalism of Property	34	31	3	
False Pretenses/Swindle/Confidence Game	13	13	0	
Credit Card/Automatic Teller Fraud	6	6	0	
Impersonation	1	1	0	
Shoplifting	499	343	156	
Theft From Motor Vehicle	1	1	0	
Motor Vehicle Theft	5	2	3	
Stolen Property Offenses	25	25	0	
Drug/Narcotic Violations	455	434	21	
Prostitution	3	3	0	
Assisting or Promoting Prostitution	5	5	0	
Weapon Law Violations	16	13	3	
Bad Checks	5	5	0	
Curfew/Loitering/Vagrancy Violations	47	16	31	
Disorderly Conduct	276	254	22	
Driving Under The Influence	129	128	1	
Drunkenness	587	586	1	
Family Offenses (Nonviolent)	6	6	0	
Liquor Law Violations	138	137	1	
Runaway	16	0	16	
Trespass of Real Property	44	41	3	
All Other Offenses	740	704	36	
Others	74	67	7	
<b>Martinsburg PD</b>	<b>TOTAL</b>	<b>3,529</b>	<b>3,169</b>	<b>360</b>



# ARRESTS (Group "A" and "B") by AGENCY

## 2008

# of ARRESTS	Adult Arrests	Juvenile Arrests
--------------	---------------	------------------

### **Martinsburg SP**

Murder and Nonnegligent Manslaughter	1	1	0
Sexual Assault With An Object	3	3	0
Forcible Fondling	2	1	1
Incest	1	1	0
Aggravated Assault	41	38	3
Simple Assault	145	137	8
Intimidation	38	36	2
Robbery	3	3	0
Burglary/Breaking & Entering	31	26	5
Counterfeiting/Forgery	14	14	0
Destruction/Damage/Vandalism of Property	29	22	7
False Pretenses/Swindle/Confidence Game	3	2	1
Shoplifting	41	32	9
Theft From Building	9	9	0
Theft From Motor Vehicle	6	4	2
Theft of Motor Vehicle Parts/Accessories	1	1	0
Motor Vehicle Theft	3	2	1
Stolen Property Offenses	24	23	1
Drug/Narcotic Violations	285	277	8
Weapon Law Violations	6	6	0
Disorderly Conduct	12	12	0
Driving Under The Influence	205	205	0
Drunkenness	22	21	1
Family Offenses (Nonviolent)	3	3	0
Liquor Law Violations	27	24	3
Runaway	1	0	1
Trespass of Real Property	4	3	1
All Other Offenses	137	131	6
Others	44	41	3

<b>Martinsburg SP</b>	<b>TOTAL</b>	<b>1,141</b>	<b>1,078</b>	<b>63</b>
-----------------------	--------------	--------------	--------------	-----------

### **tf Eastern Panhandle Drug**

Drug/Narcotic Violations	89	89	0
All Other Offenses	1	1	0
Others	1	1	0

<b>tf Eastern Panhandle Drug &amp; VTOTAL</b>	<b>91</b>	<b>91</b>	<b>0</b>
---	-----------	-----------	----------

<b>BERKELEY County</b>	<b>TOTAL</b>	<b>6,037</b>	<b>5,558</b>	<b>477</b>
------------------------	--------------	--------------	--------------	------------

**Boone County**

# ARRESTS (Group "A" and "B") by AGENCY

## 2008

# of ARRESTS	Adult Arrests	Juvenile Arrests
--------------	---------------	------------------

<b>Boone Co SO</b>				
Aggravated Assault	6	5	1	
Simple Assault	6	4	2	
Burglary/Breaking & Entering	2	2	0	
Motor Vehicle Theft	2	2	0	
Drug/Narcotic Violations	1	1	0	
Driving Under The Influence	4	4	0	
All Other Offenses	2	2	0	
Others	2	2	0	
<b>Boone Co SO</b>	<b>TOTAL</b>	<b>25</b>	<b>22</b>	<b>3</b>
<b>Danville PD</b>				
Simple Assault	1	1	0	
Driving Under The Influence	1	1	0	
<b>Danville PD</b>	<b>TOTAL</b>	<b>2</b>	<b>2</b>	<b>0</b>
<b>Danville SP</b>				
Forcible Sodomy	1	1	0	
Aggravated Assault	7	7	0	
Simple Assault	15	15	0	
Intimidation	3	3	0	
Kidnaping/Abduction	1	1	0	
Burglary/Breaking & Entering	2	2	0	
Counterfeiting/Forgery	5	5	0	
Destruction/Damage/Vandalism of Property	14	12	2	
False Pretenses/Swindle/Confidence Game	3	3	0	
Credit Card/Automatic Teller Fraud	1	1	0	
Shoplifting	16	16	0	
Theft From Building	2	2	0	
Theft From Coin Operated Machine or Device	1	1	0	
Motor Vehicle Theft	1	1	0	
Stolen Property Offenses	1	1	0	
Drug/Narcotic Violations	24	24	0	
Drug Equipment Violations	1	1	0	
Weapon Law Violations	2	2	0	
Driving Under The Influence	30	30	0	
Drunkenness	3	3	0	
Family Offenses (Nonviolent)	3	3	0	
Liquor Law Violations	8	7	1	
All Other Offenses	21	21	0	
Others	7	7	0	
<b>Danville SP</b>	<b>TOTAL</b>	<b>172</b>	<b>169</b>	<b>3</b>

# ARRESTS (Group "A" and "B") by AGENCY

## 2008

# of ARRESTS	Adult Arrests	Juvenile Arrests
--------------	---------------	------------------

<b>DNR - 5 - Boone</b>					
Drug/Narcotic Violations			7	7	0
All Other Offenses			35	29	6
<b>DNR - 5 - Boone</b>	<b>TOTAL</b>		<b>42</b>	<b>36</b>	<b>6</b>
<b>Madison PD</b>					
Aggravated Assault			1	1	0
Shoplifting			1	1	0
Weapon Law Violations			1	1	0
All Other Offenses			2	2	0
<b>Madison PD</b>	<b>TOTAL</b>		<b>5</b>	<b>5</b>	<b>0</b>
<b>Whitesville SP</b>					
Aggravated Assault			2	2	0
Simple Assault			6	6	0
Intimidation			6	6	0
Burglary/Breaking & Entering			5	5	0
False Pretenses/Swindle/Confidence Game			1	1	0
Shoplifting			1	1	0
Stolen Property Offenses			1	1	0
Drug/Narcotic Violations			24	24	0
Drug Equipment Violations			1	1	0
Weapon Law Violations			1	1	0
Driving Under The Influence			5	5	0
Drunkenness			2	2	0
Liquor Law Violations			3	3	0
All Other Offenses			7	7	0
Others			1	1	0
<b>Whitesville SP</b>	<b>TOTAL</b>		<b>66</b>	<b>66</b>	<b>0</b>
<b>Boone</b>	<b>County</b>	<b>TOTAL</b>	<b>312</b>	<b>300</b>	<b>12</b>

**Braxton County**

# ARRESTS (Group "A" and "B") by AGENCY

---

## 2008

# of ARRESTS	Adult Arrests	Juvenile Arrests
--------------	---------------	------------------

### **Braxton Co SO**

---

Aggravated Assault	17	17	0
Simple Assault	8	8	0
Intimidation	7	7	0
Burglary/Breaking & Entering	3	3	0
Counterfeiting/Forgery	1	1	0
Destruction/Damage/Vandalism of Property	1	1	0
False Pretenses/Swindle/Confidence Game	6	6	0
Shoplifting	1	1	0
Stolen Property Offenses	1	1	0
Drug/Narcotic Violations	45	45	0
Weapon Law Violations	2	2	0
Disorderly Conduct	1	1	0
Driving Under The Influence	27	27	0
Drunkenness	15	15	0
Liquor Law Violations	8	8	0
Trespass of Real Property	1	1	0
All Other Offenses	16	16	0
Others	2	2	0

<b>Braxton Co SO</b>	<b>TOTAL</b>	<b>162</b>	<b>162</b>	<b>0</b>
----------------------	--------------	------------	------------	----------

### **DNR - 3 - Braxton**

---

All Other Offenses	20	18	1
--------------------	----	----	---

<b>DNR - 3 - Braxton</b>	<b>TOTAL</b>	<b>20</b>	<b>18</b>	<b>1</b>
--------------------------	--------------	-----------	-----------	----------

# ARRESTS (Group "A" and "B") by AGENCY

## 2008

# of ARRESTS	Adult Arrests	Juvenile Arrests
--------------	---------------	------------------

### Sutton SP

Forcible Fondling	1	1	0
Incest	1	1	0
Aggravated Assault	15	15	0
Simple Assault	25	25	0
Intimidation	7	7	0
Arson	2	2	0
Burglary/Breaking & Entering	10	10	0
Counterfeiting/Forgery	3	3	0
Destruction/Damage/Vandalism of Property	12	12	0
False Pretenses/Swindle/Confidence Game	8	8	0
Purse-snatching	2	2	0
Shoplifting	1	1	0
Theft From Building	2	2	0
Theft From Coin Operated Machine or Device	1	1	0
Motor Vehicle Theft	2	2	0
Stolen Property Offenses	4	4	0
Drug/Narcotic Violations	52	52	0
Weapon Law Violations	3	3	0
Disorderly Conduct	6	6	0
Driving Under The Influence	44	44	0
Drunkenness	2	2	0
Family Offenses (Nonviolent)	1	1	0
All Other Offenses	31	30	1
Others	6	6	0
<b>Sutton SP</b>	<b>TOTAL</b>	<b>241</b>	<b>240</b>
<b>Braxton</b>	<b>County</b>	<b>TOTAL</b>	<b>423</b>
		<b>420</b>	<b>2</b>

### Brooke County

#### Bethany PD

Simple Assault	2	2	0
Destruction/Damage/Vandalism of Property	1	1	0
Driving Under The Influence	2	2	0
All Other Offenses	1	1	0
<b>Bethany PD</b>	<b>TOTAL</b>	<b>6</b>	<b>6</b>

# ARRESTS (Group "A" and "B") by AGENCY

## 2008

# of ARRESTS	Adult Arrests	Juvenile Arrests
--------------	---------------	------------------

<b>Brooke Co SO</b>				
Statutory Rape	1	1	0	
Aggravated Assault	4	4	0	
Simple Assault	36	34	2	
Intimidation	7	7	0	
Arson	1	1	0	
Burglary/Breaking & Entering	6	6	0	
Destruction/Damage/Vandalism of Property	3	3	0	
False Pretenses/Swindle/Confidence Game	1	1	0	
Motor Vehicle Theft	2	2	0	
Drug/Narcotic Violations	11	11	0	
Bad Checks	4	4	0	
Disorderly Conduct	3	3	0	
Driving Under The Influence	19	19	0	
Drunkenness	2	2	0	
Liquor Law Violations	1	1	0	
Trespass of Real Property	1	1	0	
All Other Offenses	44	43	1	
Others	10	8	0	
<b>Brooke Co SO</b>				
<b>TOTAL</b>	<b>156</b>	<b>151</b>	<b>3</b>	
<b>DNR - 1 - Brooke</b>				
All Other Offenses	25	22	3	
<b>DNR - 1 - Brooke</b>				
<b>TOTAL</b>	<b>25</b>	<b>22</b>	<b>3</b>	
<b>Follansbee PD</b>				
Aggravated Assault	4	4	0	
Simple Assault	8	8	0	
Intimidation	1	1	0	
Robbery	1	1	0	
Burglary/Breaking & Entering	1	1	0	
Pocket-picking	1	1	0	
Purse-snatching	1	1	0	
Shoplifting	1	1	0	
Theft From Building	4	4	0	
Theft From Motor Vehicle	3	3	0	
Motor Vehicle Theft	1	0	1	
Drug/Narcotic Violations	8	8	0	
Disorderly Conduct	2	2	0	
Driving Under The Influence	18	18	0	
Drunkenness	1	1	0	
All Other Offenses	2	2	0	
Others	1	0	1	
<b>Follansbee PD</b>				
<b>TOTAL</b>	<b>58</b>	<b>56</b>	<b>2</b>	

# ARRESTS (Group "A" and "B") by AGENCY

## 2008

# of ARRESTS	Adult Arrests	Juvenile Arrests
--------------	---------------	------------------

### **Wellsburg PD**

Forcible Fondling	1	1	0
Statutory Rape	1	1	0
Aggravated Assault	2	2	0
Simple Assault	9	9	0
Intimidation	3	3	0
Robbery	1	1	0
Burglary/Breaking & Entering	4	4	0
Destruction/Damage/Vandalism of Property	5	2	3
False Pretenses/Swindle/Confidence Game	4	4	0
Shoplifting	1	1	0
Theft From Motor Vehicle	1	0	1
Drug/Narcotic Violations	3	2	1
Curfew/Loitering/Vagrancy Violations	1	0	1
Disorderly Conduct	2	2	0
Driving Under The Influence	6	6	0
Drunkenness	6	3	3
Liquor Law Violations	1	1	0
Trespass of Real Property	2	2	0
All Other Offenses	45	39	6
Others	6	6	0

<b>Wellsburg PD</b>	<b>TOTAL</b>	<b>104</b>	<b>89</b>	<b>15</b>
---------------------	--------------	------------	-----------	-----------

### **Wellsburg SP**

Sexual Assault With An Object	2	2	0
Aggravated Assault	2	2	0
Simple Assault	1	1	0
Burglary/Breaking & Entering	5	5	0
Counterfeiting/Forgery	1	1	0
Destruction/Damage/Vandalism of Property	1	1	0
False Pretenses/Swindle/Confidence Game	1	1	0
Drug/Narcotic Violations	9	9	0
Weapon Law Violations	1	1	0
Driving Under The Influence	9	8	1
Liquor Law Violations	1	1	0
Trespass of Real Property	1	1	0
All Other Offenses	9	8	1
Others	2	2	0

<b>Wellsburg SP</b>	<b>TOTAL</b>	<b>45</b>	<b>43</b>	<b>2</b>
---------------------	--------------	-----------	-----------	----------

<b>Brooke</b>	<b>County</b>	<b>TOTAL</b>	<b>394</b>	<b>367</b>	<b>25</b>
---------------	---------------	--------------	------------	------------	-----------

**Cabell County**

# ARRESTS (Group "A" and "B") by AGENCY

---

## 2008

# of ARRESTS	Adult Arrests	Juvenile Arrests
--------------	---------------	------------------

### **Barboursville PD**

---

Aggravated Assault	2	2	0		
Simple Assault	23	16	7		
Arson	1	1	0		
Burglary/Breaking & Entering	1	1	0		
Counterfeiting/Forgery	1	1	0		
Destruction/Damage/Vandalism of Property	2	1	1		
False Pretenses/Swindle/Confidence Game	1	1	0		
Shoplifting	289	253	36		
Theft From Motor Vehicle	1	1	0		
Stolen Property Offenses	4	4	0		
Drug/Narcotic Violations	18	17	1		
Weapon Law Violations	3	2	1		
Disorderly Conduct	6	6	0		
Driving Under The Influence	33	32	1		
Drunkenness	8	8	0		
Trespass of Real Property	2	2	0		
All Other Offenses	52	47	5		
Others	1	0	1		
<b>Barboursville PD</b>	<b>448</b>	<b>395</b>	<b>53</b>	<b>TOTAL</b>	



# ARRESTS (Group "A" and "B") by AGENCY

## 2008

# of ARRESTS	Adult Arrests	Juvenile Arrests
--------------	---------------	------------------

### **Cabell CO SO**

Murder and Nonnegligent Manslaughter	1	1	0
Aggravated Assault	10	9	1
Simple Assault	103	83	20
Intimidation	1	1	0
Robbery	9	8	1
Burglary/Breaking & Entering	8	8	0
Counterfeiting/Forgery	6	6	0
Destruction/Damage/Vandalism of Property	23	13	10
False Pretenses/Swindle/Confidence Game	1	1	0
Credit Card/Automatic Teller Fraud	5	5	0
Shoplifting	55	54	1
Theft From Motor Vehicle	3	3	0
Motor Vehicle Theft	2	1	1
Stolen Property Offenses	3	2	1
Drug/Narcotic Violations	125	111	14
Weapon Law Violations	8	6	2
Disorderly Conduct	14	14	0
Driving Under The Influence	55	55	0
Drunkenness	47	47	0
Family Offenses (Nonviolent)	1	1	0
Liquor Law Violations	10	5	5
Trespass of Real Property	4	4	0
All Other Offenses	1,266	1,221	45
Others	9	7	2

<b>Cabell CO SO</b>	<b>TOTAL</b>	<b>1,769</b>	<b>1,666</b>	<b>103</b>
---------------------	--------------	--------------	--------------	------------

### **DNR - 5 - Cabell**

Drug/Narcotic Violations	1	1	0
All Other Offenses	23	19	4

<b>DNR - 5 - Cabell</b>	<b>TOTAL</b>	<b>24</b>	<b>20</b>	<b>4</b>
-------------------------	--------------	-----------	-----------	----------

# ARRESTS (Group "A" and "B") by AGENCY

## 2008

	# of ARRESTS	Adult Arrests	Juvenile Arrests
<b>Huntington PD</b>			
Murder and Nonnegligent Manslaughter	10	10	0
Forcible Rape	4	4	0
Forcible Fondling	3	3	0
Aggravated Assault	26	25	1
Simple Assault	219	210	9
Robbery	25	23	2
Arson	5	5	0
Burglary/Breaking & Entering	64	50	14
Counterfeiting/Forgery	16	16	0
Destruction/Damage/Vandalism of Property	12	9	3
False Pretenses/Swindle/Confidence Game	1	1	0
Credit Card/Automatic Teller Fraud	1	1	0
Shoplifting	15	13	2
Motor Vehicle Theft	18	15	3
Stolen Property Offenses	14	11	3
Drug/Narcotic Violations	206	194	12
Prostitution	40	40	0
Weapon Law Violations	12	10	2
Bad Checks	14	14	0
Disorderly Conduct	216	210	6
Driving Under The Influence	202	200	2
Drunkenness	145	144	1
Liquor Law Violations	169	168	1
Trespass of Real Property	45	44	1
All Other Offenses	558	527	31
Others	47	41	6
<b>Huntington PD</b>	<b>TOTAL</b>	<b>2,087</b>	<b>1,988</b>
			<b>99</b>

# ARRESTS (Group "A" and "B") by AGENCY

## 2008

# of ARRESTS	Adult Arrests	Juvenile Arrests
--------------	---------------	------------------

### Huntington SP

Statutory Rape	1	1	0
Aggravated Assault	6	6	0
Simple Assault	104	93	11
Robbery	4	3	1
Burglary/Breaking & Entering	13	12	1
Counterfeiting/Forgery	3	3	0
Destruction/Damage/Vandalism of Property	12	11	1
Shoplifting	193	179	14
Motor Vehicle Theft	3	3	0
Stolen Property Offenses	1	1	0
Drug/Narcotic Violations	82	82	0
Assisting or Promoting Prostitution	1	1	0
Weapon Law Violations	1	1	0
Disorderly Conduct	13	12	0
Driving Under The Influence	76	76	0
Drunkenness	17	17	0
Family Offenses (Nonviolent)	3	3	0
Liquor Law Violations	43	42	1
Runaway	2	0	2
Trespass of Real Property	9	9	0
All Other Offenses	100	94	6
Others	13	13	0
<b>Huntington SP</b>	<b>TOTAL</b>	<b>700</b>	<b>662</b>
			<b>37</b>

# ARRESTS (Group "A" and "B") by AGENCY

## 2008

# of ARRESTS	Adult Arrests	Juvenile Arrests
--------------	---------------	------------------

### Marshall Univ Police

Simple Assault	9	9	0
Intimidation	2	2	0
Burglary/Breaking & Entering	5	5	0
Counterfeiting/Forgery	1	1	0
Destruction/Damage/Vandalism of Property	6	2	4
False Pretenses/Swindle/Confidence Game	7	7	0
Shoplifting	3	3	0
Theft From Building	7	7	0
Theft From Motor Vehicle	3	3	0
Motor Vehicle Theft	3	3	0
Stolen Property Offenses	3	3	0
Drug/Narcotic Violations	28	28	0
Drug Equipment Violations	2	2	0
Weapon Law Violations	1	1	0
Disorderly Conduct	1	1	0
Driving Under The Influence	42	41	1
Drunkenness	21	21	0
Liquor Law Violations	109	109	0
Trespass of Real Property	1	1	0
All Other Offenses	9	9	0
Others	2	2	0

<b>Marshall Univ Police</b>	<b>TOTAL</b>	<b>265</b>	<b>260</b>	<b>5</b>
-----------------------------	--------------	------------	------------	----------

### Milton PD

Simple Assault	3	3	0
Intimidation	1	1	0
Motor Vehicle Theft	1	1	0
Drug/Narcotic Violations	6	6	0
Weapon Law Violations	1	1	0
Driving Under The Influence	6	6	0
Others	1	1	0

<b>Milton PD</b>	<b>TOTAL</b>	<b>19</b>	<b>19</b>	<b>0</b>
------------------	--------------	-----------	-----------	----------

### tf Huntington Drug & Vio

Stolen Property Offenses	3	3	0
Drug/Narcotic Violations	18	18	0
All Other Offenses	1	1	0

<b>tf Huntington Drug &amp; Vio Crim</b>	<b>TOTAL</b>	<b>22</b>	<b>22</b>	<b>0</b>
--	--------------	-----------	-----------	----------

<b>CABELL County</b>	<b>TOTAL</b>	<b>5,334</b>	<b>5,032</b>	<b>301</b>
----------------------	--------------	--------------	--------------	------------

Calhoun County

# ARRESTS (Group "A" and "B") by AGENCY

## 2008

# of ARRESTS	Adult Arrests	Juvenile Arrests
--------------	---------------	------------------

<b>DNR - 6 - Calhoun</b>				
	All Other Offenses	18	17	1
<b>DNR - 6 - Calhoun</b>	<b>TOTAL</b>	<b>18</b>	<b>17</b>	<b>1</b>
<b>Grantsville SP</b>				
	Murder and Nonnegligent Manslaughter	1	1	0
	Sexual Assault With An Object	1	1	0
	Forcible Fondling	1	1	0
	Simple Assault	9	9	0
	Intimidation	3	3	0
	Burglary/Breaking & Entering	2	2	0
	Destruction/Damage/Vandalism of Property	3	3	0
	False Pretenses/Swindle/Confidence Game	1	1	0
	Motor Vehicle Theft	1	1	0
	Drug/Narcotic Violations	22	21	1
	Disorderly Conduct	1	1	0
	Driving Under The Influence	14	14	0
	Liquor Law Violations	2	1	1
	Trespass of Real Property	2	2	0
	All Other Offenses	14	8	6
<b>Grantsville SP</b>	<b>TOTAL</b>	<b>77</b>	<b>69</b>	<b>8</b>
<b>Calhoun</b>	<b>County TOTAL</b>	<b>95</b>	<b>86</b>	<b>9</b>

## Clay County

<b>Clay SP</b>				
	Aggravated Assault	4	4	0
	Simple Assault	11	11	0
	Intimidation	3	3	0
	Arson	1	1	0
	Destruction/Damage/Vandalism of Property	3	3	0
	Theft From Motor Vehicle	1	1	0
	Motor Vehicle Theft	1	1	0
	Drug/Narcotic Violations	11	11	0
	Weapon Law Violations	2	1	1
	Driving Under The Influence	3	3	0
	Liquor Law Violations	1	1	0
	Trespass of Real Property	3	2	1
	All Other Offenses	2	2	0
	Others	3	3	0
<b>Clay SP</b>	<b>TOTAL</b>	<b>49</b>	<b>47</b>	<b>2</b>
<b>DNR - 3 - Clay</b>				
	All Other Offenses	17	17	0
<b>DNR - 3 - Clay</b>	<b>TOTAL</b>	<b>17</b>	<b>17</b>	<b>0</b>

# ARRESTS (Group "A" and "B") by AGENCY

## 2008

# of ARRESTS	Adult Arrests	Juvenile Arrests
--------------	---------------	------------------

Clay	County	TOTAL	66	64	2
<hr style="border: 1px solid red;"/>					
<b>Doddridge County</b>					
<hr style="border: 1px solid red;"/>					
<b>DNR - 6 - Doddridge</b>					
			5	5	0
			5	5	0
		<b>TOTAL</b>	<b>5</b>	<b>5</b>	<b>0</b>
<b>Doddridge Co SO</b>					
			1	1	0
			6	6	0
		<b>TOTAL</b>	<b>7</b>	<b>7</b>	<b>0</b>
<b>West Union PD</b>					
			1	1	0
			7	7	0
			2	2	0
			2	1	1
		<b>TOTAL</b>	<b>12</b>	<b>11</b>	<b>1</b>
<b>West Union SP</b>					
			3	3	0
			6	6	0
			3	3	0
			5	4	1
			1	1	0
			8	8	0
			1	1	0
			1	1	0
			5	5	0
			1	1	0
			3	3	0
		<b>TOTAL</b>	<b>37</b>	<b>36</b>	<b>1</b>
<b>Doddridge</b>	<b>County</b>	<b>TOTAL</b>	<b>61</b>	<b>59</b>	<b>2</b>

<b>Fayette County</b>					
<hr style="border: 1px solid red;"/>					
<b>Ansted PD</b>					
			1	1	0
		<b>TOTAL</b>	<b>1</b>	<b>1</b>	<b>0</b>
<b>DNR - 4 - Fayette</b>					
			105	105	0
		<b>TOTAL</b>	<b>105</b>	<b>105</b>	<b>0</b>

# ARRESTS (Group "A" and "B") by AGENCY

## 2008

# of ARRESTS	Adult Arrests	Juvenile Arrests
--------------	---------------	------------------

### Fayette Co SO

Forcible Rape	2	2	0
Forcible Fondling	2	2	0
Aggravated Assault	13	13	0
Simple Assault	81	81	0
Intimidation	45	45	0
Burglary/Breaking & Entering	11	11	0
Destruction/Damage/Vandalism of Property	5	5	0
False Pretenses/Swindle/Confidence Game	2	2	0
Drug/Narcotic Violations	16	16	0
Weapon Law Violations	2	2	0
Driving Under The Influence	2	2	0
All Other Offenses	3	3	0
Others	2	2	0

<b>Fayette Co SO</b>	<b>TOTAL</b>	<b>186</b>	<b>186</b>	<b>0</b>
----------------------	--------------	------------	------------	----------

### Fayetteville PD

Simple Assault	2	2	0
Destruction/Damage/Vandalism of Property	1	0	0
Shoplifting	19	17	2
Theft From Building	3	2	1
Disorderly Conduct	1	1	0
Driving Under The Influence	1	1	0
Drunkenness	2	2	0
All Other Offenses	1	1	0

<b>Fayetteville PD</b>	<b>TOTAL</b>	<b>30</b>	<b>26</b>	<b>3</b>
------------------------	--------------	-----------	-----------	----------

### Gauley Bridge PD

Simple Assault	3	3	0
Shoplifting	2	2	0
Theft From Motor Vehicle	1	0	1

<b>Gauley Bridge PD</b>	<b>TOTAL</b>	<b>6</b>	<b>5</b>	<b>1</b>
-------------------------	--------------	----------	----------	----------

### Gauley Bridge SP

Simple Assault	6	6	0
Intimidation	4	4	0
Theft of Motor Vehicle Parts/Accessories	1	1	0
Motor Vehicle Theft	1	0	1
Stolen Property Offenses	1	1	0
Drug/Narcotic Violations	7	7	0
Driving Under The Influence	3	3	0
Drunkenness	2	2	0
Trespass of Real Property	3	3	0
All Other Offenses	6	6	0
Others	1	1	0

<b>Gauley Bridge SP</b>	<b>TOTAL</b>	<b>35</b>	<b>34</b>	<b>1</b>
-------------------------	--------------	-----------	-----------	----------

# ARRESTS (Group "A" and "B") by AGENCY

## 2008

# of ARRESTS	Adult Arrests	Juvenile Arrests
--------------	---------------	------------------

### Montgomery PD

Aggravated Assault	1	1	0
Simple Assault	12	12	0
Robbery	1	1	0
Destruction/Damage/Vandalism of Property	8	8	0
Shoplifting	7	6	1
Theft From Motor Vehicle	2	2	0
Drug/Narcotic Violations	1	1	0
Drug Equipment Violations	9	9	0
Weapon Law Violations	2	2	0
Curfew/Loitering/Vagrancy Violations	5	1	4
Disorderly Conduct	48	47	1
Driving Under The Influence	8	8	0
Drunkenness	17	16	1
Liquor Law Violations	6	6	0
Trespass of Real Property	2	2	0
All Other Offenses	6	6	0
Others	1	1	0

<b>Montgomery PD</b>	<b>TOTAL</b>	<b>136</b>	<b>129</b>	<b>7</b>
----------------------	--------------	------------	------------	----------

### Oak Hill PD

Forcible Fondling	1	1	0
Aggravated Assault	7	7	0
Simple Assault	58	57	1
Intimidation	2	2	0
Destruction/Damage/Vandalism of Property	10	10	0
False Pretenses/Swindle/Confidence Game	9	9	0
Shoplifting	17	16	1
Theft From Building	8	8	0
Theft From Coin Operated Machine or Device	1	1	0
Theft From Motor Vehicle	19	13	6
Stolen Property Offenses	3	3	0
Drug/Narcotic Violations	3	3	0
Drug Equipment Violations	5	4	1
Weapon Law Violations	4	4	0
Disorderly Conduct	35	35	0
Driving Under The Influence	68	67	1
Drunkenness	23	23	0
Liquor Law Violations	5	4	1
Trespass of Real Property	2	2	0
All Other Offenses	124	123	1
Others	4	4	0

<b>Oak Hill PD</b>	<b>TOTAL</b>	<b>408</b>	<b>396</b>	<b>12</b>
--------------------	--------------	------------	------------	-----------



# ARRESTS (Group "A" and "B") by AGENCY

## 2008

# of ARRESTS	Adult Arrests	Juvenile Arrests
--------------	---------------	------------------

<b>Oak Hill SP</b>					
Aggravated Assault		9	9	0	
Simple Assault		10	10	0	
Intimidation		20	20	0	
Burglary/Breaking & Entering		1	1	0	
Counterfeiting/Forgery		2	2	0	
Destruction/Damage/Vandalism of Property		4	4	0	
False Pretenses/Swindle/Confidence Game		1	1	0	
Drug/Narcotic Violations		26	26	0	
Weapon Law Violations		5	5	0	
Driving Under The Influence		31	31	0	
All Other Offenses		20	20	0	
Others		4	4	0	
<b>Oak Hill SP</b>	<b>TOTAL</b>	<b>133</b>	<b>133</b>	<b>0</b>	
<b>Turnpike - Fayette</b>					
Drug/Narcotic Violations		6	6	0	
Driving Under The Influence		5	5	0	
All Other Offenses		1	1	0	
<b>Turnpike - Fayette</b>	<b>TOTAL</b>	<b>12</b>	<b>12</b>	<b>0</b>	
<b>WVU Tech-Security</b>					
Aggravated Assault		1	1	0	
Burglary/Breaking & Entering		2	0	2	
Destruction/Damage/Vandalism of Property		3	3	0	
Disorderly Conduct		1	1	0	
Others		2	2	0	
<b>WVU Tech-Security</b>	<b>TOTAL</b>	<b>9</b>	<b>7</b>	<b>2</b>	
<b>Fayette</b>	<b>County</b>	<b>TOTAL</b>	<b>1,061</b>	<b>1,034</b>	<b>26</b>
<b>Gilmer County</b>					
<b>DNR - 6 - Gilmer</b>					
All Other Offenses		20	20	0	
<b>DNR - 6 - Gilmer</b>	<b>TOTAL</b>	<b>20</b>	<b>20</b>	<b>0</b>	
<b>Gilmer Co SO</b>					
Simple Assault		2	2	0	
<b>Gilmer Co SO</b>	<b>TOTAL</b>	<b>2</b>	<b>2</b>	<b>0</b>	

# ARRESTS (Group "A" and "B") by AGENCY

## 2008

# of ARRESTS	Adult Arrests	Juvenile Arrests
--------------	---------------	------------------

### **Glenville PD**

Simple Assault	8	8	0
Shoplifting	1	1	0
Motor Vehicle Theft	1	1	0
Disorderly Conduct	1	1	0
Driving Under The Influence	3	3	0
Drunkenness	2	2	0
All Other Offenses	6	2	4
Others	1	1	0
<b>Glenville PD</b>	<b>TOTAL</b>	<b>23</b>	<b>19</b>
			<b>4</b>

### **Glenville SP**

Sexual Assault With An Object	2	2	0
Forcible Fondling	3	3	0
Statutory Rape	1	1	0
Aggravated Assault	7	7	0
Simple Assault	9	9	0
Intimidation	5	5	0
Counterfeiting/Forgery	2	2	0
Destruction/Damage/Vandalism of Property	6	3	3
False Pretenses/Swindle/Confidence Game	1	1	0
Theft From Building	2	2	0
Motor Vehicle Theft	1	1	0
Drug/Narcotic Violations	11	10	1
Weapon Law Violations	5	4	1
Bad Checks	12	12	0
Driving Under The Influence	4	4	0
Liquor Law Violations	9	4	5
Runaway	1	0	1
Trespass of Real Property	1	1	0
All Other Offenses	6	6	0
Others	7	7	0
<b>Glenville SP</b>	<b>TOTAL</b>	<b>95</b>	<b>84</b>
			<b>11</b>

### **Glenville State College**

Simple Assault	1	1	0
Burglary/Breaking & Entering	1	1	0
<b>Glenville State College</b>	<b>TOTAL</b>	<b>2</b>	<b>0</b>

<b>Gilmer</b>	<b>County</b>	<b>TOTAL</b>	<b>142</b>	<b>127</b>	<b>15</b>
---------------	---------------	--------------	------------	------------	-----------

**Grant County**

# ARRESTS (Group "A" and "B") by AGENCY

## 2008

# of ARRESTS	Adult Arrests	Juvenile Arrests
--------------	---------------	------------------

<b>DNR - 2 - Grant</b>				
	Drug/Narcotic Violations	1	1	0
	Weapon Law Violations	1	1	0
	All Other Offenses	44	39	5
<b>DNR - 2 - Grant</b>	<b>TOTAL</b>	<b>46</b>	<b>41</b>	<b>5</b>
<b>Grant Co SO</b>				
	Simple Assault	2	2	0
	Drug/Narcotic Violations	4	4	0
	Driving Under The Influence	4	4	0
	All Other Offenses	1	1	0
<b>Grant Co SO</b>	<b>TOTAL</b>	<b>11</b>	<b>11</b>	<b>0</b>
<b>Petersburg SP</b>				
	Forcible Rape	1	1	0
	Aggravated Assault	6	6	0
	Simple Assault	17	17	0
	Intimidation	3	2	1
	Destruction/Damage/Vandalism of Property	7	7	0
	False Pretenses/Swindle/Confidence Game	3	3	0
	Shoplifting	3	3	0
	Stolen Property Offenses	1	1	0
	Drug/Narcotic Violations	21	21	0
	Driving Under The Influence	7	7	0
	Drunkenness	1	1	0
	Liquor Law Violations	4	4	0
	Trespass of Real Property	2	2	0
	All Other Offenses	24	24	0
<b>Petersburg SP</b>	<b>TOTAL</b>	<b>100</b>	<b>99</b>	<b>1</b>
<b>Grant</b>	<b>County TOTAL</b>	<b>157</b>	<b>151</b>	<b>6</b>

## Greenbrier County

<b>DNR - 4 - Greenbrier</b>				
	All Other Offenses	115	105	10
<b>DNR - 4 - Greenbrier</b>	<b>TOTAL</b>	<b>115</b>	<b>105</b>	<b>10</b>

# ARRESTS (Group "A" and "B") by AGENCY

## 2008

# of ARRESTS	Adult Arrests	Juvenile Arrests
--------------	---------------	------------------

### **Greenbrier Co SO**

Aggravated Assault	6	6	0
Simple Assault	22	22	0
Intimidation	7	7	0
Counterfeiting/Forgery	2	2	0
Destruction/Damage/Vandalism of Property	2	2	0
Shoplifting	3	3	0
Drug/Narcotic Violations	2	2	0
Weapon Law Violations	3	3	0
Driving Under The Influence	20	20	0
Family Offenses (Nonviolent)	1	1	0
All Other Offenses	7	7	0
Others	1	1	0

<b>Greenbrier Co SO</b>	<b>TOTAL</b>	<b>76</b>	<b>76</b>	<b>0</b>
-------------------------	--------------	-----------	-----------	----------

### **Lewisburg PD**

Simple Assault	2	2	0
Arson	2	2	0
False Pretenses/Swindle/Confidence Game	2	2	0
Stolen Property Offenses	2	2	0
Drug/Narcotic Violations	3	3	0
Weapon Law Violations	1	1	0
Driving Under The Influence	29	28	1
Drunkenness	3	3	0
All Other Offenses	4	4	0

<b>Lewisburg PD</b>	<b>TOTAL</b>	<b>48</b>	<b>47</b>	<b>1</b>
---------------------	--------------	-----------	-----------	----------

# ARRESTS (Group "A" and "B") by AGENCY

## 2008

# of ARRESTS	Adult Arrests	Juvenile Arrests
--------------	---------------	------------------

### Lewisburg SP

Forcible Rape	1	1	0
Sexual Assault With An Object	1	1	0
Aggravated Assault	2	2	0
Simple Assault	12	12	0
Burglary/Breaking & Entering	4	3	1
Counterfeiting/Forgery	7	7	0
Destruction/Damage/Vandalism of Property	5	5	0
False Pretenses/Swindle/Confidence Game	3	3	0
Credit Card/Automatic Teller Fraud	1	1	0
Shoplifting	5	5	0
Theft From Motor Vehicle	1	1	0
Motor Vehicle Theft	4	4	0
Drug/Narcotic Violations	62	62	0
Disorderly Conduct	1	1	0
Driving Under The Influence	39	38	1
Drunkenness	1	1	0
Liquor Law Violations	2	2	0
Trespass of Real Property	1	1	0
All Other Offenses	12	11	1
Others	10	10	0

<b>Lewisburg SP</b>	<b>TOTAL</b>	<b>174</b>	<b>171</b>	<b>3</b>
---------------------	--------------	------------	------------	----------

### Rainelle SP

Forcible Fondling	1	1	0
Simple Assault	6	5	1
Intimidation	2	2	0
Robbery	2	2	0
Burglary/Breaking & Entering	4	4	0
Counterfeiting/Forgery	2	2	0
Destruction/Damage/Vandalism of Property	3	3	0
Shoplifting	10	9	1
Theft From Building	1	1	0
Theft From Motor Vehicle	1	1	0
Theft of Motor Vehicle Parts/Accessories	2	2	0
Drug/Narcotic Violations	3	3	0
Driving Under The Influence	6	6	0
Liquor Law Violations	1	0	1
All Other Offenses	3	3	0
Others	2	2	0

<b>Rainelle SP</b>	<b>TOTAL</b>	<b>49</b>	<b>46</b>	<b>3</b>
--------------------	--------------	-----------	-----------	----------

### Ronceverte PD

Driving Under The Influence	10	10	0
-----------------------------	----	----	---

<b>Ronceverte PD</b>	<b>TOTAL</b>	<b>10</b>	<b>10</b>	<b>0</b>
----------------------	--------------	-----------	-----------	----------

# ARRESTS (Group "A" and "B") by AGENCY

**2008**

# of ARRESTS	Adult Arrests	Juvenile Arrests
--------------	---------------	------------------

**tf Greenbrier Co Drug**

Counterfeiting/Forgery	1	1	0
Drug/Narcotic Violations	22	22	0

<b>tf Greenbrier Co Drug</b>	<b>TOTAL</b>	<b>23</b>	<b>23</b>	<b>0</b>
------------------------------	--------------	-----------	-----------	----------

**White Sulphur Springs PI**

Simple Assault	7	7	0
Destruction/Damage/Vandalism of Property	1	1	0
Theft From Building	1	1	0
Driving Under The Influence	53	52	1
All Other Offenses	4	4	0

<b>White Sulphur Springs PD</b>	<b>TOTAL</b>	<b>66</b>	<b>65</b>	<b>1</b>
---------------------------------	--------------	-----------	-----------	----------

<b>Greenbrier County</b>	<b>TOTAL</b>	<b>561</b>	<b>543</b>	<b>18</b>
--------------------------	--------------	------------	------------	-----------

**Hampshire County**

**Capon Bridge PD**

Aggravated Assault	1	1	0
Simple Assault	1	1	0
Drug/Narcotic Violations	2	2	0
Driving Under The Influence	9	9	0
All Other Offenses	2	2	0

<b>Capon Bridge PD</b>	<b>TOTAL</b>	<b>15</b>	<b>15</b>	<b>0</b>
------------------------	--------------	-----------	-----------	----------

**DNR - 2 - Hampshire**

All Other Offenses	104	101	3
--------------------	-----	-----	---

<b>DNR - 2 - Hampshire</b>	<b>TOTAL</b>	<b>104</b>	<b>101</b>	<b>3</b>
----------------------------	--------------	------------	------------	----------

# ARRESTS (Group "A" and "B") by AGENCY

2008

# of ARRESTS	Adult Arrests	Juvenile Arrests
--------------	---------------	------------------

## Hampshire Co SO

Murder and Nonnegligent Manslaughter	2	2	0
Forcible Rape	1	0	1
Forcible Sodomy	1	1	0
Forcible Fondling	1	1	0
Aggravated Assault	20	19	1
Simple Assault	55	54	1
Intimidation	11	11	0
Robbery	1	1	0
Burglary/Breaking & Entering	15	15	0
Counterfeiting/Forgery	7	7	0
Destruction/Damage/Vandalism of Property	2	2	0
False Pretenses/Swindle/Confidence Game	2	2	0
Impersonation	2	2	0
Shoplifting	1	1	0
Theft From Building	2	2	0
Theft of Motor Vehicle Parts/Accessories	2	2	0
Motor Vehicle Theft	3	3	0
Stolen Property Offenses	1	1	0
Drug/Narcotic Violations	31	31	0
Weapon Law Violations	4	4	0
Bad Checks	3	3	0
Driving Under The Influence	42	42	0
Drunkenness	2	2	0
Liquor Law Violations	3	3	0
Trespass of Real Property	4	4	0
All Other Offenses	34	30	4
Others	24	24	0

<b>Hampshire Co SO</b>	<b>TOTAL</b>	<b>276</b>	<b>269</b>	<b>7</b>
------------------------	--------------	------------	------------	----------

## Romney PD

Forcible Fondling	1	1	0
Simple Assault	5	5	0
Counterfeiting/Forgery	1	1	0
Destruction/Damage/Vandalism of Property	1	1	0
Shoplifting	1	1	0
Stolen Property Offenses	1	1	0
Drug/Narcotic Violations	4	4	0
Drunkenness	2	2	0
Family Offenses (Nonviolent)	1	1	0

<b>Romney PD</b>	<b>TOTAL</b>	<b>17</b>	<b>17</b>	<b>0</b>
------------------	--------------	-----------	-----------	----------

# ARRESTS (Group "A" and "B") by AGENCY

## 2008

# of ARRESTS	Adult Arrests	Juvenile Arrests
--------------	---------------	------------------

### Romney SP

Forcible Fondling	1	1	0
Aggravated Assault	3	3	0
Simple Assault	53	52	0
Intimidation	27	27	0
Burglary/Breaking & Entering	5	5	0
Counterfeiting/Forgery	13	13	0
Destruction/Damage/Vandalism of Property	4	4	0
False Pretenses/Swindle/Confidence Game	8	8	0
Credit Card/Automatic Teller Fraud	1	1	0
Impersonation	2	2	0
Wire Fraud	1	1	0
Shoplifting	2	2	0
Theft From Motor Vehicle	2	2	0
Motor Vehicle Theft	3	3	0
Stolen Property Offenses	2	2	0
Drug/Narcotic Violations	31	30	1
Weapon Law Violations	3	3	0
Driving Under The Influence	29	29	0
Drunkenness	3	3	0
Family Offenses (Nonviolent)	7	7	0
Liquor Law Violations	3	2	1
Trespass of Real Property	6	6	0
All Other Offenses	36	34	2
Others	12	12	0
<b>Romney SP</b>	<b>TOTAL</b>	<b>257</b>	<b>252</b>
<b>Hampshire County</b>	<b>TOTAL</b>	<b>669</b>	<b>654</b>
			<b>14</b>

### Hancock County

#### DNR - 1 - Hancock

All Other Offenses	23	21	2
<b>DNR - 1 - Hancock</b>	<b>TOTAL</b>	<b>23</b>	<b>21</b>
			<b>2</b>

#### Hancock Co SO

Aggravated Assault	1	1	0
Simple Assault	12	12	0
Drug/Narcotic Violations	7	7	0
Disorderly Conduct	7	7	0
Driving Under The Influence	26	26	0
Drunkenness	7	7	0
Liquor Law Violations	2	1	1
Trespass of Real Property	4	4	0
All Other Offenses	6	5	1
<b>Hancock Co SO</b>	<b>TOTAL</b>	<b>72</b>	<b>70</b>
			<b>2</b>



# ARRESTS (Group "A" and "B") by AGENCY

2008

# of ARRESTS	Adult Arrests	Juvenile Arrests
--------------	---------------	------------------

## New Cumberland SP

Sexual Assault With An Object	1	1	0
Aggravated Assault	2	2	0
Simple Assault	1	1	0
Counterfeiting/Forgery	1	1	0
Destruction/Damage/Vandalism of Property	1	1	0
False Pretenses/Swindle/Confidence Game	1	1	0
Theft From Building	3	3	0
Drug/Narcotic Violations	1	1	0
Weapon Law Violations	2	2	0
Driving Under The Influence	82	82	0
Family Offenses (Nonviolent)	3	3	0
All Other Offenses	12	12	0
Others	2	2	0

**New Cumberland SP                      TOTAL                      112                      112                      0**

## tf Hancock-Brooke Drug

Drug/Narcotic Violations	19	19	0
All Other Offenses	20	20	0

**tf Hancock-Brooke Drug                      TOTAL                      39                      39                      0**

# ARRESTS (Group "A" and "B") by AGENCY

## 2008

# of ARRESTS	Adult Arrests	Juvenile Arrests
--------------	---------------	------------------

### Weirton PD

Aggravated Assault	6	6	0	
Simple Assault	84	77	7	
Intimidation	2	2	0	
Robbery	5	3	2	
Arson	4	4	0	
Burglary/Breaking & Entering	11	8	3	
Counterfeiting/Forgery	4	4	0	
Destruction/Damage/Vandalism of Property	18	13	5	
False Pretenses/Swindle/Confidence Game	4	4	0	
Credit Card/Automatic Teller Fraud	5	4	1	
Shoplifting	93	71	20	
Theft From Building	2	2	0	
Motor Vehicle Theft	3	3	0	
Stolen Property Offenses	16	12	4	
Drug/Narcotic Violations	108	100	7	
Drug Equipment Violations	2	2	0	
Assisting or Promoting Prostitution	1	1	0	
Weapon Law Violations	10	7	3	
Bad Checks	1	1	0	
Disorderly Conduct	54	44	10	
Driving Under The Influence	86	85	1	
Drunkenness	51	51	0	
Liquor Law Violations	40	30	10	
Runaway	5	0	5	
Trespass of Real Property	11	11	0	
All Other Offenses	100	87	13	
Others	12	10	2	
<b>Weirton PD</b>	<b>TOTAL</b>	<b>738</b>	<b>642</b>	<b>93</b>
<b>Hancock County</b>	<b>TOTAL</b>	<b>984</b>	<b>884</b>	<b>97</b>

### **Hardy County**

#### DNR - 2 - Hardy

Drug/Narcotic Violations	1	0	1	
Trespass of Real Property	1	1	0	
All Other Offenses	50	50	0	
<b>DNR - 2 - Hardy</b>	<b>TOTAL</b>	<b>52</b>	<b>51</b>	<b>1</b>

# ARRESTS (Group "A" and "B") by AGENCY

## 2008

# of ARRESTS	Adult Arrests	Juvenile Arrests
--------------	---------------	------------------

### Hardy Co SO

Statutory Rape	1	1	0
Aggravated Assault	18	18	0
Simple Assault	16	16	0
Intimidation	4	4	0
Burglary/Breaking & Entering	5	5	0
Counterfeiting/Forgery	13	13	0
Destruction/Damage/Vandalism of Property	7	7	0
Shoplifting	1	1	0
Motor Vehicle Theft	1	1	0
Driving Under The Influence	13	13	0
Family Offenses (Nonviolent)	1	1	0
All Other Offenses	8	8	0
Others	2	2	0

<b>Hardy Co SO</b>	<b>TOTAL</b>	<b>90</b>	<b>90</b>	<b>0</b>
--------------------	--------------	-----------	-----------	----------

### Moorefield PD

Aggravated Assault	8	7	1
Simple Assault	31	31	0
Intimidation	6	6	0
Burglary/Breaking & Entering	1	1	0
Counterfeiting/Forgery	2	2	0
Destruction/Damage/Vandalism of Property	8	8	0
False Pretenses/Swindle/Confidence Game	4	4	0
Impersonation	2	2	0
Shoplifting	4	4	0
Theft From Building	8	8	0
Theft From Motor Vehicle	1	1	0
Motor Vehicle Theft	1	1	0
Stolen Property Offenses	1	1	0
Drug/Narcotic Violations	11	11	0
Driving Under The Influence	33	33	0
Drunkenness	1	1	0
Liquor Law Violations	2	2	0
All Other Offenses	17	17	0
Others	2	2	0

<b>Moorefield PD</b>	<b>TOTAL</b>	<b>143</b>	<b>142</b>	<b>1</b>
----------------------	--------------	------------	------------	----------

# ARRESTS (Group "A" and "B") by AGENCY

## 2008

# of ARRESTS	Adult Arrests	Juvenile Arrests
--------------	---------------	------------------

### Moorefield SP

Murder and Nonnegligent Manslaughter	1	1	0
Forcible Rape	1	1	0
Sexual Assault With An Object	1	1	0
Forcible Fondling	2	2	0
Aggravated Assault	7	7	0
Simple Assault	32	31	1
Intimidation	9	9	0
Kidnaping/Abduction	1	1	0
Burglary/Breaking & Entering	4	4	0
Bribery	1	1	0
Destruction/Damage/Vandalism of Property	4	4	0
Impersonation	1	1	0
Shoplifting	1	1	0
Motor Vehicle Theft	4	4	0
Stolen Property Offenses	3	2	1
Drug/Narcotic Violations	23	21	2
Weapon Law Violations	2	2	0
Bad Checks	1	1	0
Disorderly Conduct	1	1	0
Driving Under The Influence	15	15	0
Family Offenses (Nonviolent)	7	7	0
Liquor Law Violations	19	6	13
Runaway	1	0	1
All Other Offenses	20	20	0
Others	3	3	0
<b>Moorefield SP</b>	<b>TOTAL</b>	<b>164</b>	<b>146</b>
			<b>18</b>

### Wardensville PD

Simple Assault	3	2	1
Drug/Narcotic Violations	1	1	0
Others	1	1	0
<b>Wardensville PD</b>	<b>TOTAL</b>	<b>5</b>	<b>4</b>
			<b>1</b>

<b>Hardy</b>	<b>County</b>	<b>TOTAL</b>	<b>454</b>	<b>433</b>	<b>21</b>
--------------	---------------	--------------	------------	------------	-----------

## Harrison County

# ARRESTS (Group "A" and "B") by AGENCY

2008

# of ARRESTS	Adult Arrests	Juvenile Arrests
--------------	---------------	------------------

## Bridgeport PD

Aggravated Assault	2	2	0
Simple Assault	49	34	15
Intimidation	2	2	0
Kidnaping/Abduction	2	2	0
Burglary/Breaking & Entering	2	2	0
Counterfeiting/Forgery	6	6	0
Destruction/Damage/Vandalism of Property	10	3	7
False Pretenses/Swindle/Confidence Game	13	13	0
Credit Card/Automatic Teller Fraud	2	2	0
Shoplifting	121	90	31
Theft From Building	1	1	0
Theft From Motor Vehicle	2	2	0
Drug/Narcotic Violations	16	10	6
Weapon Law Violations	1	0	1
Disorderly Conduct	2	2	0
Driving Under The Influence	41	40	1
Drunkenness	6	6	0
Liquor Law Violations	3	2	1
Trespass of Real Property	1	1	0
All Other Offenses	114	101	13
Others	17	15	2
<b>Bridgeport PD</b>	<b>TOTAL</b>	<b>413</b>	<b>336</b>
			<b>77</b>

# ARRESTS (Group "A" and "B") by AGENCY

2008

# of ARRESTS	Adult Arrests	Juvenile Arrests
--------------	---------------	------------------

## Bridgeport SP

Murder and Nonnegligent Manslaughter	1	1	0
Forcible Sodomy	1	1	0
Sexual Assault With An Object	1	1	0
Forcible Fondling	1	1	0
Statutory Rape	1	1	0
Aggravated Assault	13	13	0
Simple Assault	47	41	6
Intimidation	6	5	1
Arson	1	0	1
Burglary/Breaking & Entering	4	4	0
Counterfeiting/Forgery	3	2	0
Destruction/Damage/Vandalism of Property	15	14	1
Impersonation	1	1	0
Welfare Fraud	1	1	0
Shoplifting	1	0	1
Motor Vehicle Theft	2	2	0
Drug/Narcotic Violations	33	32	1
Pornography/Obscene Material	1	1	0
Driving Under The Influence	48	48	0
Drunkenness	1	1	0
Family Offenses (Nonviolent)	13	13	0
Liquor Law Violations	7	7	0
Runaway	1	0	1
All Other Offenses	22	20	2
Others	10	10	0
<b>Bridgeport SP</b>	<b>TOTAL</b>	<b>235</b>	<b>220</b>
			<b>14</b>

# ARRESTS (Group "A" and "B") by AGENCY

## 2008

# of ARRESTS	Adult Arrests	Juvenile Arrests
--------------	---------------	------------------

### **Clarksburg PD**

Forcible Rape	1	1	0
Forcible Fondling	2	2	0
Aggravated Assault	26	26	0
Simple Assault	184	176	8
Intimidation	5	5	0
Kidnaping/Abduction	2	2	0
Robbery	4	4	0
Arson	3	3	0
Burglary/Breaking & Entering	22	22	0
Counterfeiting/Forgery	3	3	0
Destruction/Damage/Vandalism of Property	22	21	1
False Pretenses/Swindle/Confidence Game	7	7	0
Credit Card/Automatic Teller Fraud	2	2	0
Shoplifting	98	97	1
Motor Vehicle Theft	6	6	0
Drug/Narcotic Violations	18	18	0
Assisting or Promoting Prostitution	1	1	0
Weapon Law Violations	3	3	0
Curfew/Loitering/Vagrancy Violations	3	0	3
Disorderly Conduct	17	17	0
Driving Under The Influence	50	50	0
Drunkenness	3	3	0
Family Offenses (Nonviolent)	2	2	0
Trespass of Real Property	7	5	2
All Other Offenses	227	219	8
Others	45	43	2

<b>Clarksburg PD</b>	<b>TOTAL</b>	<b>763</b>	<b>738</b>	<b>25</b>
----------------------	--------------	------------	------------	-----------

### **DNR - 1 - Harrison**

All Other Offenses	133	124	9
--------------------	-----	-----	---

<b>DNR - 1 - Harrison</b>	<b>TOTAL</b>	<b>133</b>	<b>124</b>	<b>9</b>
---------------------------	--------------	------------	------------	----------

# ARRESTS (Group "A" and "B") by AGENCY

## 2008

# of ARRESTS	Adult Arrests	Juvenile Arrests
--------------	---------------	------------------

### Harrison Co SO

Sexual Assault With An Object	2	2	0
Forcible Fondling	2	2	0
Aggravated Assault	11	10	1
Simple Assault	85	81	4
Intimidation	2	2	0
Robbery	4	4	0
Arson	2	2	0
Burglary/Breaking & Entering	31	31	0
Counterfeiting/Forgery	33	33	0
Destruction/Damage/Vandalism of Property	8	8	0
False Pretenses/Swindle/Confidence Game	38	38	0
Shoplifting	2	2	0
Motor Vehicle Theft	2	1	1
Stolen Property Offenses	2	2	0
Drug/Narcotic Violations	63	63	0
Weapon Law Violations	1	1	0
Bad Checks	54	54	0
Disorderly Conduct	6	5	1
Driving Under The Influence	92	92	0
Drunkenness	1	1	0
Family Offenses (Nonviolent)	2	2	0
Trespass of Real Property	12	12	0
All Other Offenses	342	341	1
Others	19	19	0

<b>Harrison Co SO</b>	<b>TOTAL</b>	<b>816</b>	<b>808</b>	<b>8</b>
-----------------------	--------------	------------	------------	----------

### Nutter Fort PD

Aggravated Assault	2	2	0
Simple Assault	4	4	0
Shoplifting	4	4	0
Drug/Narcotic Violations	1	1	0
Disorderly Conduct	1	1	0
Driving Under The Influence	6	6	0
Liquor Law Violations	1	1	0
All Other Offenses	5	5	0
Others	2	2	0

<b>Nutter Fort PD</b>	<b>TOTAL</b>	<b>26</b>	<b>26</b>	<b>0</b>
-----------------------	--------------	-----------	-----------	----------



# ARRESTS (Group "A" and "B") by AGENCY

## 2008

# of ARRESTS	Adult Arrests	Juvenile Arrests
--------------	---------------	------------------

### **Shinnston PD**

Aggravated Assault	2	2	0
Simple Assault	17	16	1
Intimidation	6	6	0
Burglary/Breaking & Entering	2	2	0
Destruction/Damage/Vandalism of Property	3	2	1
Shoplifting	3	3	0
Theft of Motor Vehicle Parts/Accessories	1	1	0
Drug/Narcotic Violations	11	11	0
Disorderly Conduct	3	3	0
Driving Under The Influence	6	5	1
Drunkenness	11	11	0
Family Offenses (Nonviolent)	1	1	0
Liquor Law Violations	9	5	4
All Other Offenses	7	7	0
Others	11	11	0

<b>Shinnston PD</b>	<b>TOTAL</b>	<b>93</b>	<b>86</b>	<b>7</b>
---------------------	--------------	-----------	-----------	----------

### **Stonewood PD**

Driving Under The Influence	1	1	0
-----------------------------	---	---	---

<b>Stonewood PD</b>	<b>TOTAL</b>	<b>1</b>	<b>1</b>	<b>0</b>
---------------------	--------------	----------	----------	----------

### **tf Harrison Co Drug & Vio**

False Pretenses/Swindle/Confidence Game	9	9	0
Drug/Narcotic Violations	27	27	0
All Other Offenses	2	2	0

<b>tf Harrison Co Drug &amp; Vio Crin</b>	<b>TOTAL</b>	<b>38</b>	<b>38</b>	<b>0</b>
---	--------------	-----------	-----------	----------

<b>HARRISON County</b>	<b>TOTAL</b>	<b>2,518</b>	<b>2,377</b>	<b>140</b>
------------------------	--------------	--------------	--------------	------------

## **Jackson County**

### **DNR - 6 - Jackson**

All Other Offenses	85	73	12
--------------------	----	----	----

<b>DNR - 6 - Jackson</b>	<b>TOTAL</b>	<b>85</b>	<b>73</b>	<b>12</b>
--------------------------	--------------	-----------	-----------	-----------

# ARRESTS (Group "A" and "B") by AGENCY

## 2008

# of ARRESTS	Adult Arrests	Juvenile Arrests
--------------	---------------	------------------

### Jackson Co SO

Aggravated Assault	6	6	0
Simple Assault	53	47	6
Intimidation	4	4	0
Kidnaping/Abduction	1	1	0
Robbery	2	2	0
Burglary/Breaking & Entering	14	11	3
Destruction/Damage/Vandalism of Property	2	2	0
Shoplifting	1	1	0
Theft From Building	1	1	0
Motor Vehicle Theft	3	3	0
Stolen Property Offenses	2	2	0
Drug/Narcotic Violations	14	14	0
Drug Equipment Violations	2	1	1
Curfew/Loitering/Vagrancy Violations	1	1	0
Disorderly Conduct	2	2	0
Driving Under The Influence	81	81	0
Liquor Law Violations	1	1	0
All Other Offenses	24	24	0

<b>Jackson Co SO</b>	<b>TOTAL</b>	<b>214</b>	<b>204</b>	<b>10</b>
----------------------	--------------	------------	------------	-----------

### Ravenswood PD

Aggravated Assault	1	1	0
Simple Assault	14	14	0
Intimidation	4	4	0
Burglary/Breaking & Entering	5	5	0
Destruction/Damage/Vandalism of Property	1	1	0
Shoplifting	3	3	0
Disorderly Conduct	2	2	0
Driving Under The Influence	13	13	0
Drunkenness	2	2	0
Liquor Law Violations	3	3	0
All Other Offenses	4	4	0
Others	6	5	1

<b>Ravenswood PD</b>	<b>TOTAL</b>	<b>58</b>	<b>57</b>	<b>1</b>
----------------------	--------------	-----------	-----------	----------

# ARRESTS (Group "A" and "B") by AGENCY

## 2008

# of ARRESTS	Adult Arrests	Juvenile Arrests
--------------	---------------	------------------

### Ripley PD

Aggravated Assault	5	5	0
Simple Assault	15	15	0
Intimidation	4	4	0
Kidnaping/Abduction	1	1	0
Burglary/Breaking & Entering	3	1	2
Counterfeiting/Forgery	2	2	0
Destruction/Damage/Vandalism of Property	2	2	0
False Pretenses/Swindle/Confidence Game	2	2	0
Purse-snatching	2	2	0
Shoplifting	2	2	0
Theft From Building	3	3	0
Theft From Motor Vehicle	1	1	0
Drug/Narcotic Violations	3	2	1
Drug Equipment Violations	3	3	0
Disorderly Conduct	2	2	0
Driving Under The Influence	20	20	0
Family Offenses (Nonviolent)	1	1	0
Liquor Law Violations	1	1	0
All Other Offenses	3	3	0
Others	2	2	0

<b>Ripley PD</b>	<b>TOTAL</b>	<b>77</b>	<b>74</b>	<b>3</b>
------------------	--------------	-----------	-----------	----------

### Ripley SP

Aggravated Assault	1	1	0
Simple Assault	15	15	0
Intimidation	11	11	0
Burglary/Breaking & Entering	5	5	0
Destruction/Damage/Vandalism of Property	6	6	0
False Pretenses/Swindle/Confidence Game	2	2	0
Drug/Narcotic Violations	10	10	0
Weapon Law Violations	1	1	0
Disorderly Conduct	1	1	0
Driving Under The Influence	6	6	0
Drunkenness	2	2	0
Family Offenses (Nonviolent)	1	1	0
Trespass of Real Property	1	1	0
All Other Offenses	23	23	0
Others	6	6	0

<b>Ripley SP</b>	<b>TOTAL</b>	<b>91</b>	<b>91</b>	<b>0</b>
------------------	--------------	-----------	-----------	----------

<b>Jackson County</b>	<b>TOTAL</b>	<b>525</b>	<b>499</b>	<b>26</b>
-----------------------	--------------	------------	------------	-----------

**Jefferson County**

# ARRESTS (Group "A" and "B") by AGENCY

## 2008

# of ARRESTS	Adult Arrests	Juvenile Arrests
--------------	---------------	------------------

<b>Charles Town PD</b>			
Aggravated Assault	3	3	0
Simple Assault	17	16	1
Burglary/Breaking & Entering	1	1	0
Shoplifting	1	1	0
Theft From Motor Vehicle	1	1	0
Drug/Narcotic Violations	48	44	4
Weapon Law Violations	3	3	0
Disorderly Conduct	3	3	0
Driving Under The Influence	94	94	0
Drunkenness	7	7	0
Liquor Law Violations	2	2	0
Trespass of Real Property	1	1	0
All Other Offenses	52	52	0
Others	6	6	0
<b>Charles Town PD</b>	<b>TOTAL</b>	<b>239</b>	<b>234</b>
<b>DNR - 2 - Jefferson</b>			
Drug/Narcotic Violations	2	2	0
Weapon Law Violations	3	3	0
All Other Offenses	210	206	4
<b>DNR - 2 - Jefferson</b>	<b>TOTAL</b>	<b>215</b>	<b>211</b>
<b>Harpers Ferry PD</b>			
Aggravated Assault	1	1	0
Simple Assault	2	2	0
Intimidation	2	2	0
Burglary/Breaking & Entering	1	1	0
Motor Vehicle Theft	1	1	0
Drug/Narcotic Violations	8	8	0
Driving Under The Influence	25	24	0
Drunkenness	1	1	0
Liquor Law Violations	8	8	0
All Other Offenses	10	10	0
<b>Harpers Ferry PD</b>	<b>TOTAL</b>	<b>59</b>	<b>58</b>

# ARRESTS (Group "A" and "B") by AGENCY

2008

# of ARRESTS	Adult Arrests	Juvenile Arrests
--------------	---------------	------------------

## Jefferson Co SO

Sexual Assault With An Object	4	2	2
Aggravated Assault	3	3	0
Simple Assault	50	50	0
Intimidation	2	2	0
Robbery	4	4	0
Destruction/Damage/Vandalism of Property	3	3	0
Shoplifting	1	1	0
Theft From Building	1	1	0
Stolen Property Offenses	1	1	0
Drug/Narcotic Violations	16	16	0
Weapon Law Violations	1	1	0
Disorderly Conduct	2	2	0
Driving Under The Influence	60	60	0
All Other Offenses	36	36	0
Others	1	1	0
<b>Jefferson Co SO</b>	<b>TOTAL</b>	<b>185</b>	<b>183</b>
			<b>2</b>

# ARRESTS (Group "A" and "B") by AGENCY

## 2008

	# of ARRESTS	Adult Arrests	Juvenile Arrests
<b>Kearneysville SP</b>			
Murder and Nonnegligent Manslaughter	1	1	0
Sexual Assault With An Object	2	1	1
Forcible Fondling	1	1	0
Aggravated Assault	11	11	0
Simple Assault	39	36	3
Intimidation	17	17	0
Kidnaping/Abduction	1	1	0
Robbery	1	1	0
Burglary/Breaking & Entering	3	3	0
Counterfeiting/Forgery	2	2	0
Destruction/Damage/Vandalism of Property	11	9	2
False Pretenses/Swindle/Confidence Game	6	6	0
Credit Card/Automatic Teller Fraud	4	4	0
Shoplifting	60	56	4
Theft From Building	4	4	0
Theft of Motor Vehicle Parts/Accessories	1	1	0
Motor Vehicle Theft	5	1	4
Stolen Property Offenses	2	2	0
Drug/Narcotic Violations	63	59	4
Weapon Law Violations	4	4	0
Driving Under The Influence	175	175	0
Drunkenness	7	7	0
Liquor Law Violations	8	6	2
Trespass of Real Property	4	4	0
All Other Offenses	40	40	0
Others	14	10	4
<b>Kearneysville SP</b>	<b>486</b>	<b>462</b>	<b>24</b>
<b>TOTAL</b>	<b>486</b>	<b>462</b>	<b>24</b>

# ARRESTS (Group "A" and "B") by AGENCY

## 2008

# of ARRESTS	Adult Arrests	Juvenile Arrests
--------------	---------------	------------------

### Ranson PD

Aggravated Assault	4	4	0
Simple Assault	36	34	2
Intimidation	4	3	1
Robbery	2	2	0
Burglary/Breaking & Entering	2	2	0
Destruction/Damage/Vandalism of Property	1	1	0
Shoplifting	1	0	1
Motor Vehicle Theft	2	2	0
Stolen Property Offenses	1	1	0
Drug/Narcotic Violations	5	5	0
Weapon Law Violations	1	1	0
Disorderly Conduct	5	5	0
Driving Under The Influence	69	69	0
Drunkenness	6	6	0
Trespass of Real Property	1	1	0
All Other Offenses	21	21	0
Others	11	11	0

<b>Ranson PD</b>	<b>TOTAL</b>	<b>172</b>	<b>168</b>	<b>4</b>
------------------	--------------	------------	------------	----------

### Shepherd University

Drug/Narcotic Violations	1	1	0
Liquor Law Violations	2	2	0
Others	1	1	0

<b>Shepherd University</b>	<b>TOTAL</b>	<b>4</b>	<b>4</b>	<b>0</b>
----------------------------	--------------	----------	----------	----------

### Shepherdstown PD

Sexual Assault With An Object	1	1	0
Drug/Narcotic Violations	3	3	0
Disorderly Conduct	3	3	0
Driving Under The Influence	20	20	0
Liquor Law Violations	1	1	0
All Other Offenses	5	3	2
Others	1	1	0

<b>Shepherdstown PD</b>	<b>TOTAL</b>	<b>34</b>	<b>32</b>	<b>2</b>
-------------------------	--------------	-----------	-----------	----------

<b>Jefferson County</b>	<b>TOTAL</b>	<b>1,394</b>	<b>1,352</b>	<b>41</b>
-------------------------	--------------	--------------	--------------	-----------

## KANAWHA County

### BCI - SO Charleston

Counterfeiting/Forgery	2	2	0
False Pretenses/Swindle/Confidence Game	15	15	0
Drug/Narcotic Violations	37	37	0
All Other Offenses	2	2	0

<b>BCI - SO Charleston</b>	<b>TOTAL</b>	<b>56</b>	<b>56</b>	<b>0</b>
----------------------------	--------------	-----------	-----------	----------

# ARRESTS (Group "A" and "B") by AGENCY

## 2008

# of ARRESTS	Adult Arrests	Juvenile Arrests
--------------	---------------	------------------

### Charleston PD

	# of ARRESTS	Adult Arrests	Juvenile Arrests
Murder and Nonnegligent Manslaughter	2	2	0
Forcible Rape	2	2	0
Sexual Assault With An Object	2	2	0
Forcible Fondling	4	3	1
Statutory Rape	1	1	0
Aggravated Assault	126	119	7
Simple Assault	483	457	26
Intimidation	78	75	3
Kidnaping/Abduction	2	2	0
Robbery	27	19	8
Burglary/Breaking & Entering	48	37	11
Counterfeiting/Forgery	25	25	0
Destruction/Damage/Vandalism of Property	51	46	5
False Pretenses/Swindle/Confidence Game	13	13	0
Credit Card/Automatic Teller Fraud	4	4	0
Shoplifting	610	578	32
Theft From Motor Vehicle	20	19	1
Theft of Motor Vehicle Parts/Accessories	1	1	0
Motor Vehicle Theft	17	14	3
Stolen Property Offenses	43	31	12
Drug/Narcotic Violations	606	581	25
Drug Equipment Violations	2	2	0
Prostitution	35	35	0
Assisting or Promoting Prostitution	58	58	0
Weapon Law Violations	32	30	2
Bad Checks	1	1	0
Curfew/Loitering/Vagrancy Violations	2	0	2
Disorderly Conduct	68	65	3
Driving Under The Influence	453	452	1
Drunkenness	1,841	1,841	0
Liquor Law Violations	54	50	4
Trespass of Real Property	59	57	2
All Other Offenses	2,705	2,649	56
Others	56	56	0
<b>Charleston PD</b>	<b>7,531</b>	<b>7,327</b>	<b>204</b>
<b>TOTAL</b>	<b>7,531</b>	<b>7,327</b>	<b>204</b>



# ARRESTS (Group "A" and "B") by AGENCY

## 2008

# of ARRESTS	Adult Arrests	Juvenile Arrests
--------------	---------------	------------------

### Chesapeake PD

Aggravated Assault	1	1	0
Simple Assault	1	1	0
Intimidation	1	1	0
Drug/Narcotic Violations	3	3	0
Drug Equipment Violations	1	1	0
Disorderly Conduct	1	1	0
Drunkenness	1	1	0

<b>Chesapeake PD</b>	<b>TOTAL</b>	<b>9</b>	<b>9</b>	<b>0</b>
----------------------	--------------	----------	----------	----------

### DNR - 5 - Kanawha

Drug/Narcotic Violations	2	2	0
Weapon Law Violations	2	2	0
Bad Checks	1	1	0
Trespass of Real Property	1	1	0
All Other Offenses	169	159	8

<b>DNR - 5 - Kanawha</b>	<b>TOTAL</b>	<b>175</b>	<b>165</b>	<b>8</b>
--------------------------	--------------	------------	------------	----------

### Dunbar PD

Forcible Fondling	1	1	0
Aggravated Assault	4	4	0
Simple Assault	50	50	0
Robbery	2	2	0
Burglary/Breaking & Entering	8	8	0
Counterfeiting/Forgery	2	2	0
Destruction/Damage/Vandalism of Property	4	4	0
Shoplifting	9	9	0
Theft From Building	1	1	0
Theft From Motor Vehicle	1	1	0
Motor Vehicle Theft	2	2	0
Stolen Property Offenses	4	2	2
Drug/Narcotic Violations	43	42	1
Weapon Law Violations	4	4	0
Disorderly Conduct	2	2	0
Driving Under The Influence	10	10	0
Drunkenness	15	15	0
Liquor Law Violations	2	2	0
Trespass of Real Property	3	3	0
All Other Offenses	50	50	0
Others	7	7	0

<b>Dunbar PD</b>	<b>TOTAL</b>	<b>224</b>	<b>221</b>	<b>3</b>
------------------	--------------	------------	------------	----------

# ARRESTS (Group "A" and "B") by AGENCY

## 2008

# of ARRESTS	Adult Arrests	Juvenile Arrests
--------------	---------------	------------------

### **Kanawha Co SO**

Murder and Nonnegligent Manslaughter	3	3	0
Forcible Rape	1	1	0
Sexual Assault With An Object	3	2	1
Forcible Fondling	1	1	0
Aggravated Assault	79	74	5
Simple Assault	664	619	45
Intimidation	29	29	0
Kidnaping/Abduction	4	4	0
Robbery	17	16	1
Arson	1	1	0
Burglary/Breaking & Entering	34	27	7
Counterfeiting/Forgery	22	22	0
Destruction/Damage/Vandalism of Property	70	63	7
False Pretenses/Swindle/Confidence Game	11	11	0
Credit Card/Automatic Teller Fraud	4	4	0
Impersonation	1	1	0
Shoplifting	40	38	2
Theft From Motor Vehicle	21	16	5
Motor Vehicle Theft	12	10	2
Stolen Property Offenses	37	36	1
Drug/Narcotic Violations	360	337	23
Drug Equipment Violations	24	24	0
Pornography/Obscene Material	2	1	1
Weapon Law Violations	38	33	5
Bad Checks	31	31	0
Disorderly Conduct	17	13	4
Driving Under The Influence	221	219	2
Drunkenness	363	363	0
Family Offenses (Nonviolent)	1	1	0
Liquor Law Violations	47	37	10
Trespass of Real Property	14	12	2
All Other Offenses	1,336	1,274	62
Others	67	60	7

<b>Kanawha Co SO</b>	<b>TOTAL</b>	<b>3,575</b>	<b>3,383</b>	<b>192</b>
----------------------	--------------	--------------	--------------	------------

### **Marmet PD**

Robbery	1	1	0
All Other Offenses	2	2	0

<b>Marmet PD</b>	<b>TOTAL</b>	<b>3</b>	<b>3</b>	<b>0</b>
------------------	--------------	----------	----------	----------

# ARRESTS (Group "A" and "B") by AGENCY

---

## 2008

# of ARRESTS	Adult Arrests	Juvenile Arrests
--------------	---------------	------------------

### Nitro PD

Forcible Fondling	1	1	0	
Aggravated Assault	1	1	0	
Simple Assault	27	27	0	
Robbery	1	1	0	
Burglary/Breaking & Entering	3	3	0	
Counterfeiting/Forgery	3	3	0	
Destruction/Damage/Vandalism of Property	3	3	0	
Shoplifting	36	36	0	
Stolen Property Offenses	4	4	0	
Drug/Narcotic Violations	99	99	0	
Weapon Law Violations	3	3	0	
Bad Checks	1	1	0	
Disorderly Conduct	6	6	0	
Driving Under The Influence	42	42	0	
Drunkenness	52	52	0	
Liquor Law Violations	7	6	1	
All Other Offenses	30	29	1	
Others	4	4	0	
<b>Nitro PD</b>	<b>TOTAL</b>	<b>323</b>	<b>321</b>	<b>2</b>

# ARRESTS (Group "A" and "B") by AGENCY

2008

# of ARRESTS	Adult Arrests	Juvenile Arrests
--------------	---------------	------------------

## Quincy SP

	# of ARRESTS	Adult Arrests	Juvenile Arrests
Sexual Assault With An Object	1	1	0
Aggravated Assault	10	10	0
Simple Assault	74	72	2
Intimidation	7	7	0
Kidnaping/Abduction	1	1	0
Robbery	1	1	0
Arson	2	2	0
Burglary/Breaking & Entering	4	4	0
Counterfeiting/Forgery	6	6	0
Destruction/Damage/Vandalism of Property	9	9	0
False Pretenses/Swindle/Confidence Game	5	5	0
Credit Card/Automatic Teller Fraud	2	2	0
Wire Fraud	1	1	0
Shoplifting	2	2	0
Theft From Building	2	2	0
Theft of Motor Vehicle Parts/Accessories	1	1	0
Motor Vehicle Theft	2	2	0
Stolen Property Offenses	7	7	0
Drug/Narcotic Violations	166	164	2
Drug Equipment Violations	5	5	0
Prostitution	2	2	0
Assisting or Promoting Prostitution	5	5	0
Weapon Law Violations	6	6	0
Disorderly Conduct	3	3	0
Driving Under The Influence	49	49	0
Drunkenness	34	34	0
Liquor Law Violations	12	9	3
Trespass of Real Property	3	3	0
All Other Offenses	72	70	2
Others	13	13	0
<b>Quincy SP</b>	<b>507</b>	<b>498</b>	<b>9</b>
<b>TOTAL</b>	<b>507</b>	<b>498</b>	<b>9</b>

# ARRESTS (Group "A" and "B") by AGENCY

2008

# of ARRESTS	Adult Arrests	Juvenile Arrests
--------------	---------------	------------------

## So Charleston SP

	# of ARRESTS	Adult Arrests	Juvenile Arrests
Forcible Rape	5	3	0
Forcible Sodomy	1	1	0
Sexual Assault With An Object	2	2	0
Forcible Fondling	4	4	0
Aggravated Assault	23	20	2
Simple Assault	83	79	4
Intimidation	28	25	3
Kidnaping/Abduction	2	2	0
Burglary/Breaking & Entering	14	12	2
Counterfeiting/Forgery	12	11	1
Destruction/Damage/Vandalism of Property	23	21	2
False Pretenses/Swindle/Confidence Game	7	5	1
Impersonation	1	1	0
Shoplifting	14	14	0
Theft From Motor Vehicle	7	7	0
Motor Vehicle Theft	3	3	0
Stolen Property Offenses	15	14	1
Drug/Narcotic Violations	297	286	11
Drug Equipment Violations	33	33	0
Pornography/Obscene Material	1	1	0
Weapon Law Violations	4	4	0
Bad Checks	1	1	0
Disorderly Conduct	6	6	0
Driving Under The Influence	60	59	0
Drunkenness	34	34	0
Family Offenses (Nonviolent)	3	3	0
Liquor Law Violations	58	42	16
Trespass of Real Property	4	4	0
All Other Offenses	125	120	4
Others	15	14	1
<b>So Charleston SP</b>	<b>885</b>	<b>831</b>	<b>48</b>
<b>TOTAL</b>	<b>885</b>	<b>831</b>	<b>48</b>

# ARRESTS (Group "A" and "B") by AGENCY

2008

# of ARRESTS	Adult Arrests	Juvenile Arrests
--------------	---------------	------------------

## South Charleston PD

	# of ARRESTS	Adult Arrests	Juvenile Arrests
Murder and Nonnegligent Manslaughter	1	1	0
Sexual Assault With An Object	2	2	0
Aggravated Assault	12	9	3
Simple Assault	65	65	0
Intimidation	1	1	0
Kidnaping/Abduction	1	1	0
Robbery	4	3	1
Arson	1	1	0
Burglary/Breaking & Entering	13	13	0
Counterfeiting/Forgery	10	10	0
Destruction/Damage/Vandalism of Property	17	17	0
False Pretenses/Swindle/Confidence Game	7	7	0
Credit Card/Automatic Teller Fraud	2	2	0
Impersonation	1	1	0
Purse-snatching	1	1	0
Shoplifting	165	165	0
Theft From Motor Vehicle	2	2	0
Motor Vehicle Theft	7	5	2
Stolen Property Offenses	6	6	0
Drug/Narcotic Violations	107	105	2
Drug Equipment Violations	9	8	1
Assisting or Promoting Prostitution	1	1	0
Weapon Law Violations	12	11	1
Curfew/Loitering/Vagrancy Violations	6	0	6
Disorderly Conduct	16	16	0
Driving Under The Influence	61	60	1
Drunkenness	117	117	0
Family Offenses (Nonviolent)	1	1	0
Liquor Law Violations	20	18	2
Runaway	3	0	3
Trespass of Real Property	11	10	1
All Other Offenses	150	148	2
Others	31	30	1
<b>South Charleston PD</b>	<b>863</b>	<b>837</b>	<b>26</b>
<b>TOTAL</b>	<b>863</b>	<b>837</b>	<b>26</b>

# ARRESTS (Group "A" and "B") by AGENCY

2008

# of ARRESTS	Adult Arrests	Juvenile Arrests
--------------	---------------	------------------

## St Albans PD

Aggravated Assault	16	16	0
Simple Assault	50	44	6
Intimidation	9	9	0
Robbery	3	3	0
Burglary/Breaking & Entering	12	10	2
Counterfeiting/Forgery	4	4	0
Destruction/Damage/Vandalism of Property	2	1	1
False Pretenses/Swindle/Confidence Game	5	5	0
Impersonation	1	1	0
Shoplifting	9	7	2
Theft From Building	3	3	0
Theft From Motor Vehicle	1	1	0
Motor Vehicle Theft	3	3	0
Stolen Property Offenses	2	2	0
Drug/Narcotic Violations	20	19	1
Drug Equipment Violations	1	1	0
Assisting or Promoting Prostitution	1	1	0
Disorderly Conduct	5	4	1
Driving Under The Influence	18	18	0
Drunkenness	2	2	0
Liquor Law Violations	2	2	0
Trespass of Real Property	10	0	10
All Other Offenses	10	10	0
Others	9	8	1

**St Albans PD TOTAL 198 174 24**

## tf Metro Drug Enforceme

False Pretenses/Swindle/Confidence Game	2	2	0
Drug/Narcotic Violations	138	135	3
Drug Equipment Violations	17	17	0
Weapon Law Violations	2	2	0

**tf Metro Drug Enforcement TOTAL 159 156 3**

## Turnpike - Kanawha

Aggravated Assault	2	2	0
Simple Assault	1	1	0
Drug/Narcotic Violations	29	29	0
Driving Under The Influence	19	19	0
All Other Offenses	6	6	0
Others	1	1	0

**Turnpike - Kanawha TOTAL 58 58 0**

# ARRESTS (Group "A" and "B") by AGENCY

## 2008

# of ARRESTS	Adult Arrests	Juvenile Arrests
--------------	---------------	------------------

### WV STATE UNIVERSITY

Forcible Rape	1	1	0
Aggravated Assault	2	1	1
Simple Assault	5	4	1
Intimidation	1	1	0
Destruction/Damage/Vandalism of Property	3	3	0
Drug/Narcotic Violations	4	3	1
Disorderly Conduct	2	2	0
Drunkenness	1	1	0
Liquor Law Violations	1	0	1
Trespass of Real Property	6	6	0
All Other Offenses	8	8	0
Others	1	1	0
<b>WV STATE UNIVERSITY</b>	<b>TOTAL</b>	<b>35</b>	<b>31</b>
<b>Kanawha County</b>	<b>TOTAL</b>	<b>14,601</b>	<b>14,070</b>
			<b>523</b>

### Lewis County

#### DNR - 3 - Lewis

All Other Offenses	22	19	3
<b>DNR - 3 - Lewis</b>	<b>TOTAL</b>	<b>22</b>	<b>19</b>
			<b>3</b>

#### Lewis Co SO

Aggravated Assault	3	3	0
Simple Assault	11	11	0
Shoplifting	1	1	0
Stolen Property Offenses	1	1	0
Weapon Law Violations	1	1	0
Disorderly Conduct	1	1	0
Driving Under The Influence	29	29	0
<b>Lewis Co SO</b>	<b>TOTAL</b>	<b>47</b>	<b>47</b>
			<b>0</b>



# ARRESTS (Group "A" and "B") by AGENCY

## 2008

# of ARRESTS	Adult Arrests	Juvenile Arrests
--------------	---------------	------------------

### Weston PD

Murder and Nonnegligent Manslaughter	2	2	0
Aggravated Assault	2	2	0
Simple Assault	27	27	0
Intimidation	1	1	0
Arson	1	1	0
Destruction/Damage/Vandalism of Property	2	2	0
Shoplifting	7	2	5
Drug/Narcotic Violations	7	5	2
Drug Equipment Violations	1	1	0
Disorderly Conduct	5	5	0
Driving Under The Influence	23	23	0
Drunkenness	5	5	0
Liquor Law Violations	1	0	1
Trespass of Real Property	1	1	0
All Other Offenses	5	5	0
Others	4	3	1

<b>Weston PD</b>	<b>TOTAL</b>	<b>94</b>	<b>85</b>	<b>9</b>
------------------	--------------	-----------	-----------	----------

### Weston SP

Murder and Nonnegligent Manslaughter	1	1	0
Forcible Rape	1	1	0
Forcible Fondling	2	2	0
Aggravated Assault	6	6	0
Simple Assault	23	23	0
Intimidation	10	8	2
Burglary/Breaking & Entering	7	7	0
Counterfeiting/Forgery	4	4	0
Destruction/Damage/Vandalism of Property	16	16	0
False Pretenses/Swindle/Confidence Game	4	4	0
Shoplifting	4	4	0
Theft From Motor Vehicle	1	1	0
Motor Vehicle Theft	1	0	1
Stolen Property Offenses	3	3	0
Drug/Narcotic Violations	59	57	2
Weapon Law Violations	3	3	0
Disorderly Conduct	1	1	0
Driving Under The Influence	18	18	0
Drunkenness	3	3	0
Family Offenses (Nonviolent)	1	1	0
Liquor Law Violations	4	4	0
Trespass of Real Property	5	5	0
All Other Offenses	23	23	0
Others	11	11	0

<b>Weston SP</b>	<b>TOTAL</b>	<b>211</b>	<b>206</b>	<b>5</b>
------------------	--------------	------------	------------	----------

# ARRESTS (Group "A" and "B") by AGENCY

## 2008

# of ARRESTS	Adult Arrests	Juvenile Arrests
--------------	---------------	------------------

<b>Lewis</b>	<b>County</b>	<b>TOTAL</b>	<b>374</b>	<b>357</b>	<b>17</b>
--------------	---------------	--------------	------------	------------	-----------

### Lincoln County

#### DNR - 5 - Lincoln

All Other Offenses	20	17	3
--------------------	----	----	---

<b>DNR - 5 - Lincoln</b>	<b>TOTAL</b>	<b>20</b>	<b>17</b>	<b>3</b>
--------------------------	--------------	-----------	-----------	----------

#### Hamlin PD

Weapon Law Violations	1	1	0
-----------------------	---	---	---

<b>Hamlin PD</b>	<b>TOTAL</b>	<b>1</b>	<b>1</b>	<b>0</b>
------------------	--------------	----------	----------	----------

#### Hamlin SP

Murder and Nonnegligent Manslaughter	1	1	0
Forcible Rape	4	3	1
Forcible Sodomy	1	1	0
Sexual Assault With An Object	1	1	0
Forcible Fondling	1	1	0
Aggravated Assault	24	24	0
Simple Assault	54	50	4
Intimidation	21	21	0
Kidnaping/Abduction	1	1	0
Robbery	1	1	0
Burglary/Breaking & Entering	12	12	0
Counterfeiting/Forgery	2	2	0
Destruction/Damage/Vandalism of Property	25	19	6
False Pretenses/Swindle/Confidence Game	3	3	0
Shoplifting	15	15	0
Theft From Motor Vehicle	3	3	0
Motor Vehicle Theft	4	2	2
Stolen Property Offenses	3	3	0
Drug/Narcotic Violations	157	154	3
Drug Equipment Violations	5	5	0
Pornography/Obscene Material	1	1	0
Weapon Law Violations	9	9	0
Disorderly Conduct	1	1	0
Driving Under The Influence	38	38	0
Drunkenness	40	40	0
Liquor Law Violations	26	20	6
Trespass of Real Property	1	1	0
All Other Offenses	22	19	3
Others	20	20	0

<b>Hamlin SP</b>	<b>TOTAL</b>	<b>496</b>	<b>471</b>	<b>25</b>
------------------	--------------	------------	------------	-----------

<b>Lincoln</b>	<b>County</b>	<b>TOTAL</b>	<b>517</b>	<b>489</b>	<b>28</b>
----------------	---------------	--------------	------------	------------	-----------

# ARRESTS (Group "A" and "B") by AGENCY

## 2008

# of ARRESTS	Adult Arrests	Juvenile Arrests
--------------	---------------	------------------

### Logan County

#### Chapmanville PD

Aggravated Assault	1	1	0
Simple Assault	4	4	0
Intimidation	3	3	0
Robbery	2	2	0
Destruction/Damage/Vandalism of Property	1	1	0
Shoplifting	1	1	0
Drug/Narcotic Violations	2	2	0
Weapon Law Violations	1	1	0
Disorderly Conduct	1	1	0
Driving Under The Influence	7	7	0
Drunkenness	4	4	0
Liquor Law Violations	1	1	0
All Other Offenses	1	1	0
Others	2	2	0

<b>Chapmanville PD</b>	<b>TOTAL</b>	<b>31</b>	<b>31</b>	<b>0</b>
------------------------	--------------	-----------	-----------	----------

#### DNR - 5 - Logan

All Other Offenses	78	69	9
Others	1	1	0

<b>DNR - 5 - Logan</b>	<b>TOTAL</b>	<b>79</b>	<b>70</b>	<b>9</b>
------------------------	--------------	-----------	-----------	----------

#### Logan Co SO

Simple Assault	34	34	0
Intimidation	3	3	0
Arson	1	1	0
Burglary/Breaking & Entering	2	2	0
Destruction/Damage/Vandalism of Property	4	4	0
False Pretenses/Swindle/Confidence Game	2	2	0
Shoplifting	5	5	0
Stolen Property Offenses	1	1	0
Drug/Narcotic Violations	11	11	0
Disorderly Conduct	3	3	0
Driving Under The Influence	24	24	0
Drunkenness	3	3	0
Trespass of Real Property	2	2	0
All Other Offenses	17	17	0
Others	1	1	0

<b>Logan Co SO</b>	<b>TOTAL</b>	<b>113</b>	<b>113</b>	<b>0</b>
--------------------	--------------	------------	------------	----------

# ARRESTS (Group "A" and "B") by AGENCY

## 2008

# of ARRESTS	Adult Arrests	Juvenile Arrests
--------------	---------------	------------------

### Logan PD

Forcible Fondling	1	1	0
Aggravated Assault	8	7	1
Simple Assault	45	39	6
Intimidation	3	3	0
Robbery	1	1	0
Burglary/Breaking & Entering	12	12	0
Counterfeiting/Forgery	5	5	0
Destruction/Damage/Vandalism of Property	6	6	0
False Pretenses/Swindle/Confidence Game	3	3	0
Impersonation	1	1	0
Wire Fraud	1	1	0
Shoplifting	175	166	9
Theft From Building	7	5	2
Theft From Motor Vehicle	5	5	0
Stolen Property Offenses	1	1	0
Drug/Narcotic Violations	35	32	3
Prostitution	1	1	0
Assisting or Promoting Prostitution	1	1	0
Weapon Law Violations	3	2	1
Disorderly Conduct	14	14	0
Driving Under The Influence	13	13	0
Drunkenness	14	14	0
All Other Offenses	11	10	1
Others	2	1	1
<b>Logan PD</b>	<b>TOTAL</b>	<b>368</b>	<b>344</b>
		<b>24</b>	

# ARRESTS (Group "A" and "B") by AGENCY

## 2008

# of ARRESTS	Adult Arrests	Juvenile Arrests
--------------	---------------	------------------

### Logan SP

Murder and Nonnegligent Manslaughter	2	2	0
Forcible Rape	1	1	0
Sexual Assault With An Object	2	2	0
Forcible Fondling	2	2	0
Incest	1	1	0
Aggravated Assault	33	31	2
Simple Assault	192	173	16
Intimidation	27	24	3
Robbery	6	6	0
Burglary/Breaking & Entering	29	27	2
Counterfeiting/Forgery	10	10	0
Destruction/Damage/Vandalism of Property	38	29	9
Extortion/Blackmail	1	1	0
False Pretenses/Swindle/Confidence Game	10	10	0
Impersonation	3	3	0
Wire Fraud	1	1	0
Shoplifting	9	9	0
Theft From Building	14	14	0
Theft From Motor Vehicle	5	4	1
Theft of Motor Vehicle Parts/Accessories	1	1	0
Motor Vehicle Theft	12	11	1
Stolen Property Offenses	6	6	0
Drug/Narcotic Violations	344	334	10
Drug Equipment Violations	1	1	0
Weapon Law Violations	10	10	0
Disorderly Conduct	11	11	0
Driving Under The Influence	76	76	0
Drunkenness	56	54	2
Liquor Law Violations	21	16	5
Trespass of Real Property	11	11	0
All Other Offenses	96	86	10
Others	52	49	3
<b>Logan SP</b>	<b>TOTAL</b>	<b>1,083</b>	<b>1,016</b>
<b>tf U S 119 Task Force</b>			
Drug/Narcotic Violations	24	24	0
Prostitution	1	1	0
<b>tf U S 119 Task Force</b>	<b>TOTAL</b>	<b>25</b>	<b>0</b>
<b>LOGAN</b>	<b>County</b>	<b>TOTAL</b>	<b>1,699</b>
			<b>1,599</b>
			<b>97</b>

**MARION County**

# ARRESTS (Group "A" and "B") by AGENCY

2008

# of ARRESTS	Adult Arrests	Juvenile Arrests
--------------	---------------	------------------

## BCI - Fairmont

Drug/Narcotic Violations	27	26	1
Betting/Wagering	3	3	0
Operating/Promoting/Assisting Gambling	3	3	0
Gambling Equipment Violations	8	8	0
All Other Offenses	2	2	0

<b>BCI - Fairmont</b>	<b>TOTAL</b>	<b>43</b>	<b>42</b>	<b>1</b>
-----------------------	--------------	-----------	-----------	----------

## DNR - 1 - Marion

Driving Under The Influence	1	1	0
Liquor Law Violations	2	2	0
Trespass of Real Property	1	0	1
All Other Offenses	114	102	10

<b>DNR - 1 - Marion</b>	<b>TOTAL</b>	<b>118</b>	<b>105</b>	<b>11</b>
-------------------------	--------------	------------	------------	-----------

## Fairmont Campus Police

Simple Assault	1	1	0
Liquor Law Violations	1	1	0
All Other Offenses	1	1	0
Others	1	1	0

<b>Fairmont Campus Police</b>	<b>TOTAL</b>	<b>4</b>	<b>4</b>	<b>0</b>
-------------------------------	--------------	----------	----------	----------

# ARRESTS (Group "A" and "B") by AGENCY

## 2008

# of ARRESTS	Adult Arrests	Juvenile Arrests
--------------	---------------	------------------

### Fairmont PD

Forcible Fondling	2	2	0
Statutory Rape	2	2	0
Aggravated Assault	20	18	2
Simple Assault	116	106	9
Intimidation	8	6	2
Robbery	1	1	0
Arson	1	1	0
Burglary/Breaking & Entering	8	6	2
Counterfeiting/Forgery	6	6	0
Destruction/Damage/Vandalism of Property	16	15	1
False Pretenses/Swindle/Confidence Game	2	2	0
Credit Card/Automatic Teller Fraud	5	5	0
Shoplifting	28	28	0
Theft From Building	1	1	0
Theft From Motor Vehicle	11	10	1
Motor Vehicle Theft	7	6	1
Stolen Property Offenses	4	4	0
Drug/Narcotic Violations	8	6	2
Weapon Law Violations	5	4	1
Bad Checks	13	13	0
Disorderly Conduct	43	42	1
Driving Under The Influence	91	91	0
Liquor Law Violations	22	21	1
Runaway	5	0	5
Trespass of Real Property	3	3	0
All Other Offenses	255	241	14
Others	12	11	1
<b>Fairmont PD</b>	<b>TOTAL</b>	<b>695</b>	<b>651</b>
		<b>43</b>	

# ARRESTS (Group "A" and "B") by AGENCY

## 2008

# of ARRESTS	Adult Arrests	Juvenile Arrests
--------------	---------------	------------------

### Fairmont SP

Forcible Rape	1	1	0
Forcible Fondling	2	2	0
Incest	1	1	0
Aggravated Assault	6	6	0
Simple Assault	10	10	0
Intimidation	3	3	0
Burglary/Breaking & Entering	4	4	0
Counterfeiting/Forgery	1	1	0
Destruction/Damage/Vandalism of Property	21	19	1
False Pretenses/Swindle/Confidence Game	19	17	0
Credit Card/Automatic Teller Fraud	1	1	0
Shoplifting	12	11	1
Motor Vehicle Theft	4	4	0
Stolen Property Offenses	2	2	0
Drug/Narcotic Violations	15	14	1
Pornography/Obscene Material	1	1	0
Weapon Law Violations	1	1	0
Bad Checks	3	3	0
Driving Under The Influence	24	24	0
Family Offenses (Nonviolent)	4	4	0
Liquor Law Violations	2	2	0
Trespass of Real Property	1	1	0
All Other Offenses	28	28	0
Others	8	8	0

<b>Fairmont SP</b>	<b>TOTAL</b>	<b>174</b>	<b>168</b>	<b>3</b>
--------------------	--------------	------------	------------	----------

### Fairview PD

Shoplifting	1	1	0
-------------	---	---	---

<b>Fairview PD</b>	<b>TOTAL</b>	<b>1</b>	<b>1</b>	<b>0</b>
--------------------	--------------	----------	----------	----------

### Mannington PD

Aggravated Assault	1	1	0
Simple Assault	7	7	0
Intimidation	1	1	0
Burglary/Breaking & Entering	2	2	0
Counterfeiting/Forgery	1	1	0
Destruction/Damage/Vandalism of Property	1	1	0
Theft From Building	2	2	0
Disorderly Conduct	1	1	0
Driving Under The Influence	10	10	0
All Other Offenses	1	1	0

<b>Mannington PD</b>	<b>TOTAL</b>	<b>27</b>	<b>27</b>	<b>0</b>
----------------------	--------------	-----------	-----------	----------



# ARRESTS (Group "A" and "B") by AGENCY

## 2008

# of ARRESTS	Adult Arrests	Juvenile Arrests
--------------	---------------	------------------

### Marion Co SO

Forcible Rape	1	1	0
Forcible Sodomy	1	0	1
Statutory Rape	1	1	0
Aggravated Assault	17	14	3
Simple Assault	87	75	11
Intimidation	9	9	0
Robbery	2	2	0
Arson	1	1	0
Burglary/Breaking & Entering	7	5	2
Counterfeiting/Forgery	7	7	0
Destruction/Damage/Vandalism of Property	9	7	2
False Pretenses/Swindle/Confidence Game	7	7	0
Purse-snatching	1	1	0
Shoplifting	68	58	10
Theft From Building	4	3	1
Theft From Coin Operated Machine or Device	1	1	0
Motor Vehicle Theft	5	3	2
Drug/Narcotic Violations	34	28	6
Weapon Law Violations	7	7	0
Bad Checks	1	1	0
Disorderly Conduct	6	6	0
Driving Under The Influence	142	139	3
Drunkenness	11	11	0
Liquor Law Violations	20	17	3
Trespass of Real Property	1	1	0
All Other Offenses	70	64	6
Others	24	23	1

<b>Marion Co SO</b>	<b>TOTAL</b>	<b>544</b>	<b>492</b>	<b>51</b>
---------------------	--------------	------------	------------	-----------

### Rivesville PD

Drug/Narcotic Violations	4	4	0
Driving Under The Influence	5	5	0

<b>Rivesville PD</b>	<b>TOTAL</b>	<b>9</b>	<b>9</b>	<b>0</b>
----------------------	--------------	----------	----------	----------

### TF--3 RIVERS

False Pretenses/Swindle/Confidence Game	1	1	0
Drug/Narcotic Violations	23	22	1
All Other Offenses	14	14	0
Others	1	1	0

<b>TF--3 RIVERS</b>	<b>TOTAL</b>	<b>39</b>	<b>38</b>	<b>1</b>
---------------------	--------------	-----------	-----------	----------

<b>MARION</b>	<b>County</b>	<b>TOTAL</b>	<b>1,654</b>	<b>1,537</b>	<b>110</b>
---------------	---------------	--------------	--------------	--------------	------------

**Marshall County**

# ARRESTS (Group "A" and "B") by AGENCY

## 2008

# of ARRESTS	Adult Arrests	Juvenile Arrests
--------------	---------------	------------------

<b>Benwood PD</b>				
Simple Assault	6	6	0	
Intimidation	2	2	0	
Burglary/Breaking & Entering	2	2	0	
Counterfeiting/Forgery	1	1	0	
Destruction/Damage/Vandalism of Property	1	0	1	
Shoplifting	1	1	0	
Theft From Building	1	1	0	
Stolen Property Offenses	2	2	0	
Drug/Narcotic Violations	1	1	0	
Driving Under The Influence	3	3	0	
Drunkenness	3	3	0	
All Other Offenses	6	6	0	
<b>Benwood PD</b>	<b>TOTAL</b>	<b>29</b>	<b>28</b>	<b>1</b>
<b>Cameron PD</b>				
Aggravated Assault	1	1	0	
<b>Cameron PD</b>	<b>TOTAL</b>	<b>1</b>	<b>1</b>	<b>0</b>
<b>DNR - 1 - Marshall</b>				
All Other Offenses	14	13	1	
<b>DNR - 1 - Marshall</b>	<b>TOTAL</b>	<b>14</b>	<b>13</b>	<b>1</b>
<b>Glen Dale PD</b>				
Simple Assault	4	3	1	
Burglary/Breaking & Entering	1	1	0	
Counterfeiting/Forgery	1	1	0	
False Pretenses/Swindle/Confidence Game	1	1	0	
Theft From Motor Vehicle	2	2	0	
Drug/Narcotic Violations	4	3	1	
Drug Equipment Violations	1	1	0	
Bad Checks	1	1	0	
Driving Under The Influence	6	6	0	
Drunkenness	21	21	0	
Liquor Law Violations	5	5	0	
All Other Offenses	5	4	1	
<b>Glen Dale PD</b>	<b>TOTAL</b>	<b>52</b>	<b>49</b>	<b>3</b>

# ARRESTS (Group "A" and "B") by AGENCY

## 2008

# of ARRESTS	Adult Arrests	Juvenile Arrests
--------------	---------------	------------------

### **Marshall Co SO**

Forcible Rape	2	2	0
Statutory Rape	1	1	0
Aggravated Assault	10	8	2
Simple Assault	56	38	18
Intimidation	15	4	11
Kidnaping/Abduction	1	1	0
Burglary/Breaking & Entering	2	2	0
Counterfeiting/Forgery	1	1	0
False Pretenses/Swindle/Confidence Game	2	2	0
Shoplifting	1	1	0
Theft From Building	2	2	0
Theft From Motor Vehicle	2	1	1
Motor Vehicle Theft	2	2	0
Drug/Narcotic Violations	21	18	3
Weapon Law Violations	3	2	1
Disorderly Conduct	13	13	0
Driving Under The Influence	60	60	0
Drunkenness	4	4	0
Liquor Law Violations	5	4	1
Runaway	8	0	8
Trespass of Real Property	5	5	0
All Other Offenses	243	216	27
Others	3	1	2

<b>Marshall Co SO</b>	<b>TOTAL</b>	<b>462</b>	<b>388</b>	<b>74</b>
-----------------------	--------------	------------	------------	-----------

### **Mc Mechen PD**

Simple Assault	3	3	0
Disorderly Conduct	1	1	0

<b>Mc Mechen PD</b>	<b>TOTAL</b>	<b>4</b>	<b>4</b>	<b>0</b>
---------------------	--------------	----------	----------	----------

# ARRESTS (Group "A" and "B") by AGENCY

## 2008

# of ARRESTS	Adult Arrests	Juvenile Arrests
--------------	---------------	------------------

### **Moundville PD**

Aggravated Assault	13	13	0
Simple Assault	58	56	2
Intimidation	1	1	0
Robbery	4	4	0
Burglary/Breaking & Entering	5	4	1
Counterfeiting/Forgery	5	5	0
Destruction/Damage/Vandalism of Property	4	4	0
False Pretenses/Swindle/Confidence Game	3	3	0
Shoplifting	23	23	0
Theft From Motor Vehicle	2	2	0
Motor Vehicle Theft	2	0	2
Drug/Narcotic Violations	22	18	4
Weapon Law Violations	5	5	0
Bad Checks	6	6	0
Disorderly Conduct	71	70	1
Driving Under The Influence	26	26	0
Drunkenness	23	22	1
Family Offenses (Nonviolent)	7	7	0
Liquor Law Violations	4	4	0
Trespass of Real Property	6	6	0
All Other Offenses	61	58	3
Others	13	13	0

<b>Moundville PD</b>	<b>TOTAL</b>	<b>364</b>	<b>350</b>	<b>14</b>
----------------------	--------------	------------	------------	-----------

### **Moundville SP**

Murder and Nonnegligent Manslaughter	1	1	0
Forcible Rape	3	3	0
Forcible Fondling	4	4	0
Aggravated Assault	5	5	0
Simple Assault	15	13	2
Intimidation	5	5	0
Counterfeiting/Forgery	1	1	0
Destruction/Damage/Vandalism of Property	3	2	1
False Pretenses/Swindle/Confidence Game	1	1	0
Theft From Building	3	3	0
Drug/Narcotic Violations	56	55	1
Bad Checks	1	1	0
Driving Under The Influence	19	18	1
Drunkenness	1	1	0
Liquor Law Violations	29	28	1
Trespass of Real Property	1	1	0
All Other Offenses	19	19	0
Others	6	6	0

<b>Moundville SP</b>	<b>TOTAL</b>	<b>173</b>	<b>167</b>	<b>6</b>
----------------------	--------------	------------	------------	----------

# ARRESTS (Group "A" and "B") by AGENCY

## 2008

# of ARRESTS	Adult Arrests	Juvenile Arrests
--------------	---------------	------------------

<b>Marshall County</b>	<b>TOTAL</b>	<b>1,099</b>	<b>1,000</b>	<b>99</b>
------------------------	--------------	--------------	--------------	-----------

### Mason County

#### DNR - 5 - Mason

All Other Offenses	69	67	1
--------------------	----	----	---

<b>DNR - 5 - Mason</b>	<b>TOTAL</b>	<b>69</b>	<b>67</b>	<b>1</b>
------------------------	--------------	-----------	-----------	----------

#### Mason Co SO

Aggravated Assault	2	2	0
Simple Assault	8	8	0
Intimidation	6	6	0
Destruction/Damage/Vandalism of Property	4	4	0
Theft From Building	2	2	0
Motor Vehicle Theft	2	2	0
Drug/Narcotic Violations	11	11	0
Driving Under The Influence	1	1	0
Drunkenness	1	1	0
All Other Offenses	5	5	0

<b>Mason Co SO</b>	<b>TOTAL</b>	<b>42</b>	<b>42</b>	<b>0</b>
--------------------	--------------	-----------	-----------	----------

#### Mason PD

Aggravated Assault	1	1	0
Simple Assault	2	2	0
Burglary/Breaking & Entering	1	1	0
Theft From Motor Vehicle	2	2	0
Stolen Property Offenses	1	1	0
Drug/Narcotic Violations	1	1	0
Weapon Law Violations	1	1	0
Driving Under The Influence	3	3	0
All Other Offenses	1	1	0

<b>Mason PD</b>	<b>TOTAL</b>	<b>13</b>	<b>13</b>	<b>0</b>
-----------------	--------------	-----------	-----------	----------

#### New Haven PD

Simple Assault	4	4	0
Burglary/Breaking & Entering	1	1	0
Destruction/Damage/Vandalism of Property	1	1	0
Theft From Motor Vehicle	1	1	0
Drug/Narcotic Violations	1	1	0
Driving Under The Influence	6	6	0
Liquor Law Violations	2	2	0
All Other Offenses	1	1	0
Others	8	8	0

<b>New Haven PD</b>	<b>TOTAL</b>	<b>25</b>	<b>25</b>	<b>0</b>
---------------------	--------------	-----------	-----------	----------

# ARRESTS (Group "A" and "B") by AGENCY

---

## 2008

# of ARRESTS	Adult Arrests	Juvenile Arrests
--------------	---------------	------------------

### Point Pleasant PD

Aggravated Assault	4	4	0	
Simple Assault	24	24	0	
Intimidation	4	4	0	
Robbery	4	4	0	
Burglary/Breaking & Entering	8	8	0	
Destruction/Damage/Vandalism of Property	5	5	0	
False Pretenses/Swindle/Confidence Game	2	2	0	
Shoplifting	12	12	0	
Theft From Building	1	1	0	
Theft From Motor Vehicle	4	4	0	
Motor Vehicle Theft	2	2	0	
Stolen Property Offenses	1	1	0	
Drug/Narcotic Violations	26	26	0	
Weapon Law Violations	2	2	0	
Disorderly Conduct	5	5	0	
Driving Under The Influence	7	7	0	
Drunkenness	1	1	0	
Liquor Law Violations	6	6	0	
All Other Offenses	6	6	0	
Others	6	6	0	
<b>Point Pleasant PD</b>	<b>TOTAL</b>	<b>130</b>	<b>130</b>	<b>0</b>

# ARRESTS (Group "A" and "B") by AGENCY

## 2008

# of ARRESTS	Adult Arrests	Juvenile Arrests
--------------	---------------	------------------

### **Point Pleasant SP**

Murder and Nonnegligent Manslaughter	2	2	0		
Forcible Rape	4	4	0		
Forcible Fondling	2	2	0		
Aggravated Assault	6	6	0		
Simple Assault	13	13	0		
Intimidation	4	4	0		
Burglary/Breaking & Entering	9	9	0		
Counterfeiting/Forgery	3	3	0		
Destruction/Damage/Vandalism of Property	6	6	0		
False Pretenses/Swindle/Confidence Game	14	14	0		
Theft From Motor Vehicle	1	1	0		
Theft of Motor Vehicle Parts/Accessories	1	1	0		
Motor Vehicle Theft	2	2	0		
Stolen Property Offenses	1	1	0		
Drug/Narcotic Violations	58	57	1		
Weapon Law Violations	1	1	0		
Driving Under The Influence	7	7	0		
Drunkenness	5	5	0		
Family Offenses (Nonviolent)	2	2	0		
Liquor Law Violations	2	2	0		
All Other Offenses	26	24	2		
Others	13	12	1		
<b>Point Pleasant SP</b>	<b>TOTAL</b>	<b>182</b>	<b>178</b>	<b>4</b>	
<b>Mason</b>	<b>County</b>	<b>TOTAL</b>	<b>461</b>	<b>455</b>	<b>5</b>

### **McDowell County**

#### **DNR - 4 - McDowell**

Drug/Narcotic Violations	2	2	0	
All Other Offenses	59	50	9	
<b>DNR - 4 - McDowell</b>	<b>TOTAL</b>	<b>61</b>	<b>52</b>	<b>9</b>

# ARRESTS (Group "A" and "B") by AGENCY

## 2008

# of ARRESTS	Adult Arrests	Juvenile Arrests
--------------	---------------	------------------

### **Mc Dowell Co SO**

Murder and Nonnegligent Manslaughter	1	1	0
Aggravated Assault	7	7	0
Simple Assault	12	12	0
Intimidation	20	20	0
Robbery	2	2	0
Burglary/Breaking & Entering	9	9	0
Counterfeiting/Forgery	1	1	0
Destruction/Damage/Vandalism of Property	1	1	0
Theft From Building	3	3	0
Motor Vehicle Theft	1	1	0
Drug/Narcotic Violations	27	27	0
Bad Checks	4	4	0
Disorderly Conduct	2	2	0
Driving Under The Influence	114	114	0
Drunkenness	1	1	0
Liquor Law Violations	1	1	0
Trespass of Real Property	3	3	0
All Other Offenses	38	38	0

<b>Mc Dowell Co SO</b>	<b>TOTAL</b>	<b>247</b>	<b>247</b>	<b>0</b>
------------------------	--------------	------------	------------	----------

### **Welch PD**

Simple Assault	3	3	0
Robbery	2	2	0
Counterfeiting/Forgery	1	1	0
Theft From Building	1	1	0
Drug/Narcotic Violations	12	12	0
Weapon Law Violations	1	1	0
Driving Under The Influence	19	19	0
Drunkenness	6	6	0
All Other Offenses	3	0	3

<b>Welch PD</b>	<b>TOTAL</b>	<b>48</b>	<b>45</b>	<b>3</b>
-----------------	--------------	-----------	-----------	----------



# ARRESTS (Group "A" and "B") by AGENCY

## 2008

# of ARRESTS	Adult Arrests	Juvenile Arrests
--------------	---------------	------------------

### Welch SP

Murder and Nonnegligent Manslaughter	1	1	0
Forcible Rape	1	1	0
Sexual Assault With An Object	1	1	0
Forcible Fondling	1	1	0
Aggravated Assault	17	16	1
Simple Assault	30	30	0
Intimidation	18	17	1
Burglary/Breaking & Entering	2	2	0
Destruction/Damage/Vandalism of Property	4	4	0
False Pretenses/Swindle/Confidence Game	1	1	0
Shoplifting	1	1	0
Motor Vehicle Theft	1	1	0
Drug/Narcotic Violations	5	5	0
Weapon Law Violations	1	1	0
Disorderly Conduct	2	2	0
Driving Under The Influence	12	12	0
Drunkenness	7	7	0
Liquor Law Violations	1	1	0
Trespass of Real Property	10	10	0
All Other Offenses	32	30	2
Others	9	9	0
<b>Welch SP</b>	<b>TOTAL</b>	<b>157</b>	<b>153</b>
<b>McDowell</b>	<b>County</b>	<b>TOTAL</b>	<b>513</b>
		<b>497</b>	<b>16</b>

### Mercer County

#### BCI - Bluefield

Murder and Nonnegligent Manslaughter	1	1	0
Drug/Narcotic Violations	66	61	2
All Other Offenses	1	1	0
<b>BCI - Bluefield</b>	<b>TOTAL</b>	<b>68</b>	<b>63</b>
		<b>2</b>	

# ARRESTS (Group "A" and "B") by AGENCY

## 2008

# of ARRESTS	Adult Arrests	Juvenile Arrests
--------------	---------------	------------------

### Bluefield PD

Forcible Sodomy	1	1	0
Forcible Fondling	2	1	1
Incest	1	1	0
Aggravated Assault	16	16	0
Simple Assault	135	133	2
Intimidation	9	9	0
Robbery	1	1	0
Burglary/Breaking & Entering	11	7	4
Counterfeiting/Forgery	4	4	0
Destruction/Damage/Vandalism of Property	18	18	0
False Pretenses/Swindle/Confidence Game	2	2	0
Shoplifting	16	15	1
Theft From Motor Vehicle	1	1	0
Theft of Motor Vehicle Parts/Accessories	1	1	0
Motor Vehicle Theft	3	2	1
Stolen Property Offenses	2	1	1
Drug/Narcotic Violations	79	78	1
Drug Equipment Violations	1	1	0
Prostitution	1	1	0
Assisting or Promoting Prostitution	1	1	0
Pornography/Obscene Material	1	1	0
Weapon Law Violations	12	11	1
Disorderly Conduct	33	32	1
Driving Under The Influence	60	60	0
Drunkenness	32	32	0
Liquor Law Violations	4	3	1
Trespass of Real Property	2	2	0
All Other Offenses	89	88	1
Others	10	9	1

<b>Bluefield PD</b>	<b>TOTAL</b>	<b>548</b>	<b>532</b>	<b>16</b>
---------------------	--------------	------------	------------	-----------

### Concord College Security

Aggravated Assault	1	1	0
Simple Assault	3	3	0
Intimidation	1	1	0
Destruction/Damage/Vandalism of Property	1	1	0

<b>Concord College Security</b>	<b>TOTAL</b>	<b>6</b>	<b>6</b>	<b>0</b>
---------------------------------	--------------	----------	----------	----------

### DNR - 4 - Mercer

Drug/Narcotic Violations	1	1	0
All Other Offenses	71	70	1

<b>DNR - 4 - Mercer</b>	<b>TOTAL</b>	<b>72</b>	<b>71</b>	<b>1</b>
-------------------------	--------------	-----------	-----------	----------

# ARRESTS (Group "A" and "B") by AGENCY

2008

# of ARRESTS	Adult Arrests	Juvenile Arrests
--------------	---------------	------------------

## Mercer Co SO

Murder and Nonnegligent Manslaughter	6	6	0
Forcible Sodomy	2	2	0
Aggravated Assault	58	57	1
Simple Assault	157	157	0
Intimidation	14	11	3
Kidnaping/Abduction	1	1	0
Robbery	6	6	0
Arson	1	1	0
Burglary/Breaking & Entering	33	33	0
Counterfeiting/Forgery	11	11	0
Destruction/Damage/Vandalism of Property	19	19	0
False Pretenses/Swindle/Confidence Game	19	19	0
Impersonation	1	1	0
Shoplifting	23	21	2
Theft From Building	8	8	0
Theft From Motor Vehicle	4	4	0
Theft of Motor Vehicle Parts/Accessories	13	13	0
Motor Vehicle Theft	10	9	1
Stolen Property Offenses	8	8	0
Drug/Narcotic Violations	82	80	2
Weapon Law Violations	2	2	0
Bad Checks	185	185	0
Disorderly Conduct	20	19	1
Driving Under The Influence	65	64	1
Drunkenness	8	8	0
Family Offenses (Nonviolent)	3	3	0
Liquor Law Violations	4	3	1
Trespass of Real Property	3	3	0
All Other Offenses	241	240	1
Others	18	18	0
<b>Mercer Co SO</b>	<b>TOTAL</b>	<b>1,025</b>	<b>1,012</b>
			<b>13</b>

# ARRESTS (Group "A" and "B") by AGENCY

## 2008

# of ARRESTS	Adult Arrests	Juvenile Arrests
--------------	---------------	------------------

### Princeton PD

Murder and Nonnegligent Manslaughter	3	3	0
Forcible Rape	1	1	0
Aggravated Assault	11	11	0
Simple Assault	69	69	0
Intimidation	7	7	0
Robbery	4	4	0
Burglary/Breaking & Entering	8	8	0
Counterfeiting/Forgery	17	17	0
Destruction/Damage/Vandalism of Property	7	7	0
False Pretenses/Swindle/Confidence Game	2	2	0
Credit Card/Automatic Teller Fraud	2	2	0
Purse-snatching	2	2	0
Shoplifting	45	45	0
Theft From Building	5	5	0
Theft From Motor Vehicle	2	2	0
Theft of Motor Vehicle Parts/Accessories	2	2	0
Motor Vehicle Theft	3	1	2
Stolen Property Offenses	2	2	0
Drug/Narcotic Violations	53	51	2
Prostitution	8	8	0
Assisting or Promoting Prostitution	9	8	1
Weapon Law Violations	8	8	0
Disorderly Conduct	60	60	0
Driving Under The Influence	56	56	0
Drunkenness	1	1	0
Family Offenses (Nonviolent)	1	1	0
Liquor Law Violations	14	11	3
Trespass of Real Property	4	4	0
All Other Offenses	177	174	3
Others	21	21	0
<b>Princeton PD</b>	<b>TOTAL</b>	<b>604</b>	<b>593</b>
			<b>11</b>

# ARRESTS (Group "A" and "B") by AGENCY

## 2008

# of ARRESTS	Adult Arrests	Juvenile Arrests
--------------	---------------	------------------

### Princeton SP

Forcible Rape	1	1	0
Sexual Assault With An Object	2	2	0
Aggravated Assault	9	9	0
Simple Assault	78	78	0
Intimidation	37	33	4
Robbery	1	1	0
Burglary/Breaking & Entering	18	18	0
Counterfeiting/Forgery	15	15	0
Destruction/Damage/Vandalism of Property	22	21	1
False Pretenses/Swindle/Confidence Game	13	13	0
Impersonation	3	3	0
Shoplifting	34	34	0
Motor Vehicle Theft	7	7	0
Stolen Property Offenses	1	1	0
Drug/Narcotic Violations	10	9	1
Assisting or Promoting Prostitution	1	1	0
Pornography/Obscene Material	1	1	0
Weapon Law Violations	3	3	0
Disorderly Conduct	2	2	0
Driving Under The Influence	35	34	1
Drunkenness	1	1	0
Trespass of Real Property	4	4	0
All Other Offenses	44	44	0
Others	42	42	0

<b>Princeton SP</b>	<b>TOTAL</b>	<b>384</b>	<b>377</b>	<b>7</b>
---------------------	--------------	------------	------------	----------

### Turnpike - Mercer

Intimidation	1	1	0
Drug/Narcotic Violations	17	17	0
Driving Under The Influence	3	3	0
All Other Offenses	2	2	0

<b>Turnpike - Mercer</b>	<b>TOTAL</b>	<b>23</b>	<b>23</b>	<b>0</b>
--------------------------	--------------	-----------	-----------	----------

<b>Mercer</b>	<b>County</b>	<b>TOTAL</b>	<b>2,730</b>	<b>2,677</b>	<b>50</b>
---------------	---------------	--------------	--------------	--------------	-----------

### Mineral County

#### DNR - 2 - Mineral

Drug/Narcotic Violations	1	1	0
All Other Offenses	30	26	4
Others	1	1	0

<b>DNR - 2 - Mineral</b>	<b>TOTAL</b>	<b>32</b>	<b>28</b>	<b>4</b>
--------------------------	--------------	-----------	-----------	----------

# ARRESTS (Group "A" and "B") by AGENCY

2008

# of ARRESTS	Adult Arrests	Juvenile Arrests
--------------	---------------	------------------

## Keyser PD

Sexual Assault With An Object	1	1	0
Aggravated Assault	5	5	0
Simple Assault	30	29	1
Intimidation	2	2	0
Kidnaping/Abduction	1	1	0
Arson	1	1	0
Burglary/Breaking & Entering	6	6	0
Counterfeiting/Forgery	1	1	0
Destruction/Damage/Vandalism of Property	5	4	1
Shoplifting	20	15	5
Theft From Building	7	6	1
Drug/Narcotic Violations	46	45	1
Drug Equipment Violations	1	1	0
Disorderly Conduct	24	23	1
Driving Under The Influence	52	50	2
Drunkenness	63	63	0
Liquor Law Violations	60	52	8
All Other Offenses	13	13	0
<b>Keyser PD</b>	<b>TOTAL</b>	<b>338</b>	<b>318</b>
			<b>20</b>

# ARRESTS (Group "A" and "B") by AGENCY

2008

# of ARRESTS	Adult Arrests	Juvenile Arrests
--------------	---------------	------------------

## Keyser SP

	# of ARRESTS	Adult Arrests	Juvenile Arrests
Forcible Rape	2	1	1
Sexual Assault With An Object	2	2	0
Aggravated Assault	24	24	0
Simple Assault	57	57	0
Intimidation	22	22	0
Robbery	3	3	0
Burglary/Breaking & Entering	10	10	0
Counterfeiting/Forgery	4	4	0
Destruction/Damage/Vandalism of Property	23	23	0
False Pretenses/Swindle/Confidence Game	9	9	0
Credit Card/Automatic Teller Fraud	1	1	0
Welfare Fraud	1	1	0
Shoplifting	1	1	0
Theft From Motor Vehicle	6	6	0
Theft of Motor Vehicle Parts/Accessories	3	3	0
Motor Vehicle Theft	5	5	0
Stolen Property Offenses	1	1	0
Drug/Narcotic Violations	21	19	2
Weapon Law Violations	1	1	0
Bad Checks	12	12	0
Disorderly Conduct	2	2	0
Driving Under The Influence	59	59	0
Drunkenness	9	9	0
Family Offenses (Nonviolent)	3	3	0
Liquor Law Violations	2	2	0
Trespass of Real Property	2	2	0
All Other Offenses	52	52	0
Others	7	6	1
<b>Keyser SP</b>	<b>TOTAL</b>	<b>344</b>	<b>340</b>
			<b>4</b>

# ARRESTS (Group "A" and "B") by AGENCY

2008

# of ARRESTS	Adult Arrests	Juvenile Arrests
--------------	---------------	------------------

## Mineral Co SO

Murder and Nonnegligent Manslaughter	1	1	0
Forcible Rape	1	1	0
Forcible Fondling	1	1	0
Statutory Rape	1	1	0
Aggravated Assault	84	69	15
Simple Assault	10	10	0
Intimidation	6	6	0
Arson	1	0	1
Burglary/Breaking & Entering	7	4	3
Counterfeiting/Forgery	2	2	0
Destruction/Damage/Vandalism of Property	6	4	2
False Pretenses/Swindle/Confidence Game	9	9	0
Pocket-picking	1	1	0
Shoplifting	3	3	0
Theft From Building	3	2	1
Theft of Motor Vehicle Parts/Accessories	3	3	0
Motor Vehicle Theft	2	2	0
Stolen Property Offenses	3	3	0
Drug/Narcotic Violations	30	26	4
Weapon Law Violations	2	1	1
Disorderly Conduct	3	2	1
Driving Under The Influence	50	50	0
Drunkenness	11	11	0
Liquor Law Violations	14	11	3
Trespass of Real Property	4	2	2
All Other Offenses	28	24	4
Others	7	6	1

<b>Mineral Co SO</b>	<b>TOTAL</b>	<b>293</b>	<b>255</b>	<b>38</b>
----------------------	--------------	------------	------------	-----------

## Piedmont PD

Drug/Narcotic Violations	1	1	0
--------------------------	---	---	---

<b>Piedmont PD</b>	<b>TOTAL</b>	<b>1</b>	<b>1</b>	<b>0</b>
--------------------	--------------	----------	----------	----------

## Potomac State College Police

Simple Assault	4	3	1
Destruction/Damage/Vandalism of Property	3	3	0
Drug/Narcotic Violations	35	33	2
Disorderly Conduct	1	1	0
Driving Under The Influence	1	1	0
Drunkenness	20	20	0
Liquor Law Violations	50	45	5
All Other Offenses	5	5	0

<b>Potomac State College Police</b>	<b>TOTAL</b>	<b>119</b>	<b>111</b>	<b>8</b>
-------------------------------------	--------------	------------	------------	----------

<b>Mineral County</b>	<b>TOTAL</b>	<b>1,127</b>	<b>1,053</b>	<b>74</b>
-----------------------	--------------	--------------	--------------	-----------



# ARRESTS (Group "A" and "B") by AGENCY

## 2008

# of ARRESTS	Adult Arrests	Juvenile Arrests
--------------	---------------	------------------

### Mingo County

#### DNR - 5 - Mingo

Stolen Property Offenses	1	1	0
All Other Offenses	47	45	2
Others	2	2	0

<b>DNR - 5 - Mingo</b>		<b>50</b>	<b>48</b>	<b>2</b>
------------------------	--	-----------	-----------	----------

#### Gilbert SP

Aggravated Assault	9	9	0
Simple Assault	19	19	0
Intimidation	5	5	0
Burglary/Breaking & Entering	7	7	0
Destruction/Damage/Vandalism of Property	5	5	0
False Pretenses/Swindle/Confidence Game	4	4	0
Credit Card/Automatic Teller Fraud	1	1	0
Pocket-picking	2	1	0
Shoplifting	1	1	0
Stolen Property Offenses	2	2	0
Drug/Narcotic Violations	34	34	0
Driving Under The Influence	5	5	0
Drunkenness	4	4	0
Liquor Law Violations	8	8	0
Trespass of Real Property	6	6	0
All Other Offenses	9	9	0
Others	18	18	0

<b>Gilbert SP</b>		<b>139</b>	<b>138</b>	<b>0</b>
-------------------	--	------------	------------	----------

#### Mingo Co SO

Aggravated Assault	1	1	0
Simple Assault	40	40	0
Intimidation	6	6	0
Destruction/Damage/Vandalism of Property	2	2	0
Stolen Property Offenses	1	1	0
Drug/Narcotic Violations	1	1	0
Driving Under The Influence	20	20	0
Drunkenness	1	1	0

<b>Mingo Co SO</b>		<b>72</b>	<b>72</b>	<b>0</b>
--------------------	--	-----------	-----------	----------

# ARRESTS (Group "A" and "B") by AGENCY

## 2008

# of ARRESTS	Adult Arrests	Juvenile Arrests
--------------	---------------	------------------

### **Williamson PD**

Aggravated Assault	8	8	0
Simple Assault	25	25	0
Intimidation	9	7	2
Robbery	1	1	0
Burglary/Breaking & Entering	6	6	0
Counterfeiting/Forgery	3	3	0
Destruction/Damage/Vandalism of Property	9	9	0
False Pretenses/Swindle/Confidence Game	6	6	0
Purse-snatching	1	1	0
Theft From Building	4	4	0
Motor Vehicle Theft	2	2	0
Drug/Narcotic Violations	56	56	0
Disorderly Conduct	2	2	0
Driving Under The Influence	6	6	0
Drunkenness	6	6	0
Trespass of Real Property	3	3	0
All Other Offenses	10	10	0
Others	7	7	0

<b>Williamson PD</b>	<b>TOTAL</b>	<b>164</b>	<b>162</b>	<b>2</b>
----------------------	--------------	------------	------------	----------

### **Williamson SP**

Forcible Rape	1	1	0
Aggravated Assault	13	13	0
Simple Assault	19	18	1
Intimidation	5	5	0
Kidnaping/Abduction	1	1	0
Burglary/Breaking & Entering	7	7	0
Counterfeiting/Forgery	1	1	0
Destruction/Damage/Vandalism of Property	6	6	0
Theft From Building	1	1	0
Theft From Motor Vehicle	1	1	0
Theft of Motor Vehicle Parts/Accessories	1	1	0
Motor Vehicle Theft	5	4	1
Drug/Narcotic Violations	70	69	1
Weapon Law Violations	3	2	1
Disorderly Conduct	10	10	0
Driving Under The Influence	14	14	0
Drunkenness	47	47	0
Family Offenses (Nonviolent)	2	2	0
Liquor Law Violations	12	9	3
Trespass of Real Property	2	2	0
All Other Offenses	38	37	1
Others	5	5	0

<b>Williamson SP</b>	<b>TOTAL</b>	<b>264</b>	<b>256</b>	<b>8</b>
----------------------	--------------	------------	------------	----------

# ARRESTS (Group "A" and "B") by AGENCY

**2008**

# of ARRESTS	Adult Arrests	Juvenile Arrests
--------------	---------------	------------------

<b>Mingo</b>	<b>County</b>	<b>TOTAL</b>	<b>689</b>	<b>676</b>	<b>12</b>
--------------	---------------	--------------	------------	------------	-----------

## Monongalia County

### DNR - 1 - Monongalia

All Other Offenses		49	44	3
<b>DNR - 1 - Monongalia</b>	<b>TOTAL</b>	<b>49</b>	<b>44</b>	<b>3</b>

### Granville PD

Forcible Rape		1	1	0
Aggravated Assault		1	1	0
Simple Assault		11	10	1
Counterfeiting/Forgery		1	1	0
Destruction/Damage/Vandalism of Property		1	0	1
False Pretenses/Swindle/Confidence Game		6	6	0
Shoplifting		53	38	15
Motor Vehicle Theft		1	1	0
Drug/Narcotic Violations		44	43	1
Weapon Law Violations		4	4	0
Disorderly Conduct		3	3	0
Driving Under The Influence		22	22	0
Drunkenness		4	4	0
Trespass of Real Property		1	1	0
All Other Offenses		34	30	4
Others		11	10	1
<b>Granville PD</b>	<b>TOTAL</b>	<b>198</b>	<b>175</b>	<b>23</b>

# ARRESTS (Group "A" and "B") by AGENCY

## 2008

# of ARRESTS	Adult Arrests	Juvenile Arrests
--------------	---------------	------------------

### Monongalia Co SO

Murder and Nonnegligent Manslaughter	1	1	0	
Aggravated Assault	8	8	0	
Simple Assault	50	47	3	
Intimidation	7	7	0	
Arson	1	1	0	
Burglary/Breaking & Entering	4	4	0	
Counterfeiting/Forgery	1	1	0	
Destruction/Damage/Vandalism of Property	5	5	0	
False Pretenses/Swindle/Confidence Game	7	7	0	
Credit Card/Automatic Teller Fraud	6	6	0	
Welfare Fraud	1	1	0	
Shoplifting	21	14	7	
Theft From Building	2	1	1	
Theft From Coin Operated Machine or Device	2	2	0	
Theft From Motor Vehicle	4	4	0	
Motor Vehicle Theft	2	1	1	
Stolen Property Offenses	3	3	0	
Drug/Narcotic Violations	51	50	1	
Drug Equipment Violations	3	3	0	
Weapon Law Violations	4	4	0	
Bad Checks	2	2	0	
Disorderly Conduct	12	10	2	
Driving Under The Influence	194	192	2	
Drunkenness	5	3	2	
Liquor Law Violations	15	11	4	
All Other Offenses	72	71	1	
Others	9	8	1	
<b>Monongalia Co SO</b>	<b>492</b>	<b>467</b>	<b>25</b>	<b>TOTAL</b>

# ARRESTS (Group "A" and "B") by AGENCY

## 2008

# of ARRESTS	Adult Arrests	Juvenile Arrests
--------------	---------------	------------------

### **Morgantown PD**

Forcible Sodomy	1	1	0
Forcible Fondling	1	1	0
Aggravated Assault	18	17	1
Simple Assault	91	75	16
Intimidation	4	3	1
Robbery	12	12	0
Burglary/Breaking & Entering	18	15	3
Counterfeiting/Forgery	6	6	0
Destruction/Damage/Vandalism of Property	23	15	8
False Pretenses/Swindle/Confidence Game	7	7	0
Credit Card/Automatic Teller Fraud	5	5	0
Purse-snatching	1	1	0
Shoplifting	34	20	14
Theft From Building	4	3	1
Theft From Motor Vehicle	5	2	3
Motor Vehicle Theft	1	1	0
Stolen Property Offenses	6	6	0
Drug/Narcotic Violations	69	60	9
Drug Equipment Violations	1	0	1
Pornography/Obscene Material	2	2	0
Weapon Law Violations	9	9	0
Disorderly Conduct	51	48	3
Driving Under The Influence	116	115	1
Drunkenness	33	33	0
Liquor Law Violations	17	16	1
Trespass of Real Property	6	5	1
All Other Offenses	44	44	0
Others	31	28	3
<b>Morgantown PD</b>	<b>TOTAL</b>	<b>616</b>	<b>550</b>
			<b>66</b>

# ARRESTS (Group "A" and "B") by AGENCY

## 2008

# of ARRESTS	Adult Arrests	Juvenile Arrests
--------------	---------------	------------------

<b>Morgantown SP</b>				
Forcible Rape	3	3	0	
Forcible Sodomy	2	2	0	
Forcible Fondling	2	2	0	
Incest	1	1	0	
Aggravated Assault	11	11	0	
Simple Assault	60	58	2	
Intimidation	9	9	0	
Robbery	1	1	0	
Arson	2	2	0	
Burglary/Breaking & Entering	7	7	0	
Counterfeiting/Forgery	5	5	0	
Destruction/Damage/Vandalism of Property	10	9	0	
False Pretenses/Swindle/Confidence Game	5	5	0	
Shoplifting	80	67	13	
Theft From Building	7	7	0	
Motor Vehicle Theft	3	3	0	
Stolen Property Offenses	3	0	3	
Drug/Narcotic Violations	41	35	6	
Drug Equipment Violations	1	1	0	
Weapon Law Violations	1	1	0	
Disorderly Conduct	3	3	0	
Driving Under The Influence	64	64	0	
Drunkenness	2	2	0	
Family Offenses (Nonviolent)	2	2	0	
Liquor Law Violations	58	55	3	
Trespass of Real Property	3	3	0	
All Other Offenses	21	21	0	
Others	13	11	2	
<b>Morgantown SP</b>	<b>TOTAL</b>	<b>420</b>	<b>390</b>	<b>29</b>
<b>Star City PD</b>				
Simple Assault	1	1	0	
Driving Under The Influence	7	7	0	
Drunkenness	3	3	0	
All Other Offenses	1	1	0	
<b>Star City PD</b>	<b>TOTAL</b>	<b>12</b>	<b>12</b>	<b>0</b>
<b>tf Monongalia Valley Drug</b>				
Drug/Narcotic Violations	26	26	0	
<b>tf Monongalia Valley Drug</b>	<b>TOTAL</b>	<b>26</b>	<b>26</b>	<b>0</b>

# ARRESTS (Group "A" and "B") by AGENCY

## 2008

# of ARRESTS	Adult Arrests	Juvenile Arrests
--------------	---------------	------------------

### **Westover PD**

Statutory Rape	1	1	0
Aggravated Assault	4	4	0
Simple Assault	9	9	0
Intimidation	2	2	0
Burglary/Breaking & Entering	1	1	0
Shoplifting	3	3	0
Motor Vehicle Theft	4	4	0
Drug/Narcotic Violations	9	9	0
Weapon Law Violations	1	1	0
Bad Checks	1	1	0
Driving Under The Influence	9	9	0
Drunkenness	3	3	0
All Other Offenses	6	4	2
Others	5	5	0

<b>Westover PD</b>	<b>TOTAL</b>	<b>58</b>	<b>56</b>	<b>2</b>
--------------------	--------------	-----------	-----------	----------

### **WV UNIVERSITY - POLICE**

Aggravated Assault	2	2	0
Simple Assault	23	19	4
Intimidation	2	2	0
Robbery	1	1	0
Counterfeiting/Forgery	1	1	0
Destruction/Damage/Vandalism of Property	5	5	0
False Pretenses/Swindle/Confidence Game	4	4	0
Theft From Building	9	8	1
Theft From Motor Vehicle	5	5	0
Drug/Narcotic Violations	62	61	1
Disorderly Conduct	9	9	0
Driving Under The Influence	25	25	0
Drunkenness	78	78	0
Liquor Law Violations	204	198	6
Trespass of Real Property	2	2	0
All Other Offenses	18	18	0
Others	2	2	0

<b>WV UNIVERSITY - POLICE</b>	<b>TOTAL</b>	<b>452</b>	<b>440</b>	<b>12</b>
-------------------------------	--------------	------------	------------	-----------

<b>MONONGALIA County</b>	<b>TOTAL</b>	<b>2,323</b>	<b>2,160</b>	<b>160</b>
--------------------------	--------------	--------------	--------------	------------

### **Monroe County**

#### **DNR - 4 - Monroe**

All Other Offenses	60	51	8
--------------------	----	----	---

<b>DNR - 4 - Monroe</b>	<b>TOTAL</b>	<b>60</b>	<b>51</b>	<b>8</b>
-------------------------	--------------	-----------	-----------	----------

# ARRESTS (Group "A" and "B") by AGENCY

## 2008

# of ARRESTS	Adult Arrests	Juvenile Arrests
--------------	---------------	------------------

### Monroe Co SO

Aggravated Assault	3	3	0
Simple Assault	20	20	0
Burglary/Breaking & Entering	1	1	0
Counterfeiting/Forgery	1	1	0
Destruction/Damage/Vandalism of Property	2	2	0
Drug/Narcotic Violations	4	4	0
Driving Under The Influence	4	4	0
All Other Offenses	3	3	0
Others	1	1	0

<b>Monroe Co SO</b>	<b>TOTAL</b>	<b>39</b>	<b>39</b>	<b>0</b>
---------------------	--------------	-----------	-----------	----------

### Union SP

Forcible Fondling	2	2	0
Aggravated Assault	8	8	0
Simple Assault	14	14	0
Intimidation	6	6	0
Burglary/Breaking & Entering	5	5	0
Counterfeiting/Forgery	56	56	0
Destruction/Damage/Vandalism of Property	21	21	0
Credit Card/Automatic Teller Fraud	1	1	0
Theft From Building	1	1	0
Theft From Motor Vehicle	2	2	0
Drug/Narcotic Violations	7	6	1
Disorderly Conduct	2	2	0
Driving Under The Influence	11	11	0
Trespass of Real Property	3	3	0
All Other Offenses	7	6	1
Others	3	2	1

<b>Union SP</b>	<b>TOTAL</b>	<b>149</b>	<b>146</b>	<b>3</b>
-----------------	--------------	------------	------------	----------

<b>Monroe</b>	<b>County</b>	<b>TOTAL</b>	<b>248</b>	<b>236</b>	<b>11</b>
---------------	---------------	--------------	------------	------------	-----------

**Morgan County**



# ARRESTS (Group "A" and "B") by AGENCY

## 2008

# of ARRESTS	Adult Arrests	Juvenile Arrests
--------------	---------------	------------------

### **Berkeley Springs SP**

Aggravated Assault	5	5	0
Simple Assault	19	19	0
Intimidation	1	1	0
Burglary/Breaking & Entering	5	5	0
Counterfeiting/Forgery	4	4	0
Destruction/Damage/Vandalism of Property	2	2	0
False Pretenses/Swindle/Confidence Game	2	0	0
Shoplifting	1	1	0
Theft From Building	3	3	0
Theft From Motor Vehicle	1	1	0
Drug/Narcotic Violations	14	13	1
Disorderly Conduct	1	1	0
Driving Under The Influence	18	18	0
Liquor Law Violations	1	1	0
Trespass of Real Property	1	1	0
All Other Offenses	7	7	0
Others	3	3	0

<b>Berkeley Springs SP</b>	<b>TOTAL</b>	<b>88</b>	<b>85</b>	<b>1</b>
----------------------------	--------------	-----------	-----------	----------

### **DNR - 2 - Morgan**

All Other Offenses	36	34	2
--------------------	----	----	---

<b>DNR - 2 - Morgan</b>	<b>TOTAL</b>	<b>36</b>	<b>34</b>	<b>2</b>
-------------------------	--------------	-----------	-----------	----------

### **Morgan Co SO**

Murder and Nonnegligent Manslaughter	1	1	0
Forcible Rape	2	2	0
Simple Assault	11	11	0
Intimidation	1	1	0
Burglary/Breaking & Entering	1	1	0
Destruction/Damage/Vandalism of Property	1	1	0
False Pretenses/Swindle/Confidence Game	1	1	0
Credit Card/Automatic Teller Fraud	1	1	0
Shoplifting	2	2	0
Motor Vehicle Theft	3	3	0
Stolen Property Offenses	1	1	0
Drug/Narcotic Violations	14	14	0
Weapon Law Violations	2	1	1
Bad Checks	1	1	0
Driving Under The Influence	20	20	0
Drunkenness	1	1	0
Trespass of Real Property	1	1	0
All Other Offenses	10	10	0
Others	4	4	0

<b>Morgan Co SO</b>	<b>TOTAL</b>	<b>78</b>	<b>77</b>	<b>1</b>
---------------------	--------------	-----------	-----------	----------

# ARRESTS (Group "A" and "B") by AGENCY

## 2008

# of ARRESTS	Adult Arrests	Juvenile Arrests
--------------	---------------	------------------

<b>Morgan</b>	<b>County</b>	<b>TOTAL</b>	<b>202</b>	<b>196</b>	<b>4</b>
---------------	---------------	--------------	------------	------------	----------

### Nicholas County

#### DNR - 3 - Nicholas

All Other Offenses			38	35	2
<b>DNR - 3 - Nicholas</b>	<b>TOTAL</b>		<b>38</b>	<b>35</b>	<b>2</b>

#### Nicholas Co SO

Forcible Rape			6	6	0
Sexual Assault With An Object			4	4	0
Forcible Fondling			1	1	0
Incest			4	4	0
Aggravated Assault			12	12	0
Simple Assault			95	92	3
Intimidation			46	44	2
Robbery			2	2	0
Burglary/Breaking & Entering			31	31	0
Counterfeiting/Forgery			2	2	0
Destruction/Damage/Vandalism of Property			8	8	0
False Pretenses/Swindle/Confidence Game			19	19	0
Credit Card/Automatic Teller Fraud			4	4	0
Impersonation			1	1	0
Pocket-picking			2	2	0
Shoplifting			19	19	0
Theft From Building			9	8	1
Theft From Motor Vehicle			3	3	0
Theft of Motor Vehicle Parts/Accessories			4	4	0
Motor Vehicle Theft			10	8	2
Stolen Property Offenses			3	1	2
Drug/Narcotic Violations			11	10	1
Weapon Law Violations			5	5	0
Bad Checks			87	87	0
Disorderly Conduct			3	3	0
Driving Under The Influence			63	61	2
Drunkenness			9	9	0
Family Offenses (Nonviolent)			13	13	0
Liquor Law Violations			30	24	6
Trespass of Real Property			9	9	0
All Other Offenses			128	120	8
Others			36	36	0
<b>Nicholas Co SO</b>	<b>TOTAL</b>		<b>679</b>	<b>652</b>	<b>27</b>

# ARRESTS (Group "A" and "B") by AGENCY

## 2008

# of ARRESTS	Adult Arrests	Juvenile Arrests
--------------	---------------	------------------

### **Richwood SP**

Statutory Rape	1	0	1
Aggravated Assault	2	2	0
Simple Assault	10	10	0
Counterfeiting/Forgery	1	1	0
Shoplifting	3	3	0
Motor Vehicle Theft	1	1	0
Drug/Narcotic Violations	23	21	2
Weapon Law Violations	7	7	0
Disorderly Conduct	1	1	0
Driving Under The Influence	8	7	1
Drunkenness	8	7	1
Family Offenses (Nonviolent)	1	1	0
All Other Offenses	21	20	1
Others	6	5	1

<b>Richwood SP</b>	<b>TOTAL</b>	<b>93</b>	<b>86</b>	<b>7</b>
--------------------	--------------	-----------	-----------	----------

### **Summersville PD**

Aggravated Assault	2	2	0
Simple Assault	24	21	3
Intimidation	5	5	0
Robbery	1	0	1
Burglary/Breaking & Entering	1	1	0
Counterfeiting/Forgery	1	1	0
Destruction/Damage/Vandalism of Property	2	0	2
False Pretenses/Swindle/Confidence Game	3	3	0
Impersonation	2	2	0
Purse-snatching	1	1	0
Shoplifting	10	9	1
Theft From Coin Operated Machine or Device	1	1	0
Drug/Narcotic Violations	15	15	0
Drug Equipment Violations	4	4	0
Disorderly Conduct	4	4	0
Driving Under The Influence	18	18	0
Drunkenness	21	21	0
Liquor Law Violations	11	9	2
Trespass of Real Property	4	3	1
All Other Offenses	9	9	0
Others	5	5	0

<b>Summersville PD</b>	<b>TOTAL</b>	<b>144</b>	<b>134</b>	<b>10</b>
------------------------	--------------	------------	------------	-----------

# ARRESTS (Group "A" and "B") by AGENCY

## 2008

# of ARRESTS	Adult Arrests	Juvenile Arrests
--------------	---------------	------------------

### Summersville SP

Murder and Nonnegligent Manslaughter	1	1	0
Aggravated Assault	1	1	0
Simple Assault	8	8	0
Burglary/Breaking & Entering	1	1	0
Counterfeiting/Forgery	2	2	0
Destruction/Damage/Vandalism of Property	1	1	0
False Pretenses/Swindle/Confidence Game	2	2	0
Shoplifting	1	1	0
Drug/Narcotic Violations	3	2	1
Driving Under The Influence	9	9	0
Family Offenses (Nonviolent)	1	1	0
Liquor Law Violations	1	1	0
All Other Offenses	8	8	0
Others	5	5	0

<b>Summersville SP</b>	<b>TOTAL</b>	<b>44</b>	<b>43</b>	<b>1</b>
------------------------	--------------	-----------	-----------	----------

### tf Central WV Drug

Robbery	1	0	1
False Pretenses/Swindle/Confidence Game	3	3	0
Drug/Narcotic Violations	7	6	1
Drug Equipment Violations	7	7	0

<b>tf Central WV Drug</b>	<b>TOTAL</b>	<b>18</b>	<b>16</b>	<b>2</b>
---------------------------	--------------	-----------	-----------	----------

<b>NICHOLAS County</b>	<b>TOTAL</b>	<b>1,016</b>	<b>966</b>	<b>49</b>
------------------------	--------------	--------------	------------	-----------

## Ohio County

### Bethlehem PD

Drug/Narcotic Violations	1	1	0
Bad Checks	1	1	0
All Other Offenses	1	1	0

<b>Bethlehem PD</b>	<b>TOTAL</b>	<b>3</b>	<b>3</b>	<b>0</b>
---------------------	--------------	----------	----------	----------

### DNR - 1 - Ohio

All Other Offenses	18	13	5
--------------------	----	----	---

<b>DNR - 1 - Ohio</b>	<b>TOTAL</b>	<b>18</b>	<b>13</b>	<b>5</b>
-----------------------	--------------	-----------	-----------	----------

# ARRESTS (Group "A" and "B") by AGENCY

## 2008

# of ARRESTS	Adult Arrests	Juvenile Arrests
--------------	---------------	------------------

### **Ohio Co SO**

Aggravated Assault	12	12	0
Simple Assault	35	31	4
Intimidation	1	1	0
Burglary/Breaking & Entering	3	2	1
Destruction/Damage/Vandalism of Property	1	1	0
Shoplifting	31	20	11
Stolen Property Offenses	1	1	0
Drug/Narcotic Violations	11	11	0
Weapon Law Violations	6	6	0
Disorderly Conduct	1	1	0
Driving Under The Influence	73	73	0
Drunkenness	7	7	0
Liquor Law Violations	14	13	1
All Other Offenses	106	106	0
Others	4	4	0

<b>Ohio Co SO</b>	<b>TOTAL</b>	<b>306</b>	<b>289</b>	<b>17</b>
-------------------	--------------	------------	------------	-----------

### **tf Ohio Valley Drug & Vio**

Drug/Narcotic Violations	12	10	2
--------------------------	----	----	---

<b>tf Ohio Valley Drug &amp; Vio Crim</b>	<b>TOTAL</b>	<b>12</b>	<b>10</b>	<b>2</b>
---	--------------	-----------	-----------	----------

# ARRESTS (Group "A" and "B") by AGENCY

## 2008

# of ARRESTS	Adult Arrests	Juvenile Arrests
--------------	---------------	------------------

### Wheeling PD

	# of ARRESTS	Adult Arrests	Juvenile Arrests
Murder and Nonnegligent Manslaughter	2	2	0
Forcible Rape	1	1	0
Incest	2	2	0
Aggravated Assault	53	53	0
Simple Assault	189	183	5
Intimidation	37	36	1
Kidnaping/Abduction	1	1	0
Robbery	9	9	0
Arson	2	2	0
Burglary/Breaking & Entering	16	16	0
Counterfeiting/Forgery	13	13	0
Destruction/Damage/Vandalism of Property	18	15	3
False Pretenses/Swindle/Confidence Game	5	5	0
Impersonation	1	1	0
Shoplifting	33	30	3
Theft From Building	1	1	0
Theft From Motor Vehicle	3	2	1
Theft of Motor Vehicle Parts/Accessories	1	1	0
Motor Vehicle Theft	7	7	0
Stolen Property Offenses	5	5	0
Drug/Narcotic Violations	82	77	5
Drug Equipment Violations	2	2	0
Prostitution	17	17	0
Assisting or Promoting Prostitution	6	6	0
Weapon Law Violations	8	8	0
Bad Checks	5	5	0
Curfew/Loitering/Vagrancy Violations	14	0	14
Disorderly Conduct	19	16	2
Driving Under The Influence	66	66	0
Drunkenness	65	65	0
Liquor Law Violations	77	54	22
Trespass of Real Property	4	4	0
All Other Offenses	339	327	12
Others	35	35	0
<b>Wheeling PD</b>	<b>TOTAL</b>	<b>1,138</b>	<b>1,067</b>
		<b>68</b>	

# ARRESTS (Group "A" and "B") by AGENCY

**2008**

# of ARRESTS	Adult Arrests	Juvenile Arrests
--------------	---------------	------------------

## **Wheeling SP**

Murder and Nonnegligent Manslaughter	2	2	0
Forcible Rape	2	2	0
Forcible Fondling	1	1	0
Simple Assault	10	10	0
Intimidation	3	3	0
Burglary/Breaking & Entering	4	4	0
Counterfeiting/Forgery	1	1	0
False Pretenses/Swindle/Confidence Game	11	11	0
Shoplifting	9	9	0
Stolen Property Offenses	1	1	0
Drug/Narcotic Violations	17	17	0
Pornography/Obscene Material	1	1	0
Weapon Law Violations	1	1	0
Disorderly Conduct	3	3	0
Driving Under The Influence	21	21	0
Drunkenness	1	1	0
Liquor Law Violations	9	5	4
Trespass of Real Property	1	1	0
All Other Offenses	15	14	1
Others	5	5	0
<b>Wheeling SP</b>	<b>TOTAL</b>	<b>118</b>	<b>113</b>
<b>Ohio</b>	<b>County</b>	<b>TOTAL</b>	<b>1,595</b>
			<b>1,495</b>
			<b>97</b>

## **Pendleton County**

### **DNR - 2 - Pendleton**

Drug/Narcotic Violations	2	1	0
All Other Offenses	46	45	1
<b>DNR - 2 - Pendleton</b>	<b>TOTAL</b>	<b>48</b>	<b>46</b>
			<b>1</b>

# ARRESTS (Group "A" and "B") by AGENCY

## 2008

# of ARRESTS	Adult Arrests	Juvenile Arrests
--------------	---------------	------------------

### Franklin SP

Forcible Rape	4	4	0
Forcible Fondling	1	1	0
Aggravated Assault	2	1	1
Simple Assault	17	17	0
Intimidation	3	3	0
Arson	2	2	0
Burglary/Breaking & Entering	1	1	0
Counterfeiting/Forgery	1	1	0
Destruction/Damage/Vandalism of Property	2	2	0
False Pretenses/Swindle/Confidence Game	2	2	0
Credit Card/Automatic Teller Fraud	1	1	0
Shoplifting	1	0	1
Motor Vehicle Theft	1	1	0
Drug/Narcotic Violations	5	5	0
Weapon Law Violations	1	1	0
Driving Under The Influence	15	14	1
Family Offenses (Nonviolent)	1	1	0
Liquor Law Violations	3	3	0
All Other Offenses	19	7	12
Others	2	2	0
<b>Franklin SP</b>	<b>TOTAL</b>	<b>84</b>	<b>69</b>
<b>Pendleton County</b>	<b>TOTAL</b>	<b>132</b>	<b>115</b>

### Pleasants County

#### DNR - 6 - Pleasants

All Other Offenses	14	14	0
<b>DNR - 6 - Pleasants</b>	<b>TOTAL</b>	<b>14</b>	<b>14</b>

#### Pleasants Co SO

Simple Assault	8	8	0
Burglary/Breaking & Entering	3	3	0
Driving Under The Influence	9	9	0
Family Offenses (Nonviolent)	1	1	0
All Other Offenses	3	3	0
Others	1	1	0
<b>Pleasants Co SO</b>	<b>TOTAL</b>	<b>25</b>	<b>25</b>

#### St Marys PD

Aggravated Assault	1	1	0
Simple Assault	2	1	1
All Other Offenses	3	2	1
Others	1	1	0
<b>St Marys PD</b>	<b>TOTAL</b>	<b>7</b>	<b>5</b>



# ARRESTS (Group "A" and "B") by AGENCY

## 2008

# of ARRESTS	Adult Arrests	Juvenile Arrests
--------------	---------------	------------------

### **St Marys SP**

Aggravated Assault	1	1	0
Simple Assault	6	6	0
Counterfeiting/Forgery	2	2	0
Destruction/Damage/Vandalism of Property	1	1	0
Drug/Narcotic Violations	1	1	0
Driving Under The Influence	3	3	0
All Other Offenses	5	5	0
<b>St Marys SP</b>	<b>19</b>	<b>19</b>	<b>0</b>
<b>Pleasants County</b>	<b>65</b>	<b>63</b>	<b>2</b>

### **Pocahontas County**

#### **DNR - 3 - Pocahontas**

All Other Offenses	29	27	2
<b>DNR - 3 - Pocahontas</b>	<b>29</b>	<b>27</b>	<b>2</b>

#### **Marlinton SP**

Aggravated Assault	11	11	0
Simple Assault	14	14	0
Intimidation	2	2	0
Burglary/Breaking & Entering	8	8	0
Counterfeiting/Forgery	2	2	0
Destruction/Damage/Vandalism of Property	5	5	0
False Pretenses/Swindle/Confidence Game	3	3	0
Shoplifting	2	2	0
Theft From Building	2	2	0
Theft From Motor Vehicle	1	1	0
Drug/Narcotic Violations	66	60	6
Bad Checks	1	1	0
Disorderly Conduct	1	1	0
Driving Under The Influence	16	16	0
Liquor Law Violations	6	6	0
Trespass of Real Property	1	1	0
All Other Offenses	12	12	0
Others	2	2	0
<b>Marlinton SP</b>	<b>155</b>	<b>149</b>	<b>6</b>

# ARRESTS (Group "A" and "B") by AGENCY

## 2008

# of ARRESTS	Adult Arrests	Juvenile Arrests
--------------	---------------	------------------

### **Pocahontas Co SO**

Aggravated Assault	2	2	0
Simple Assault	3	3	0
Intimidation	1	1	0
Burglary/Breaking & Entering	1	1	0
Destruction/Damage/Vandalism of Property	3	3	0
Theft From Building	3	2	1
Driving Under The Influence	3	3	0
All Other Offenses	1	1	0
<b>Pocahontas Co SO</b>	<b>TOTAL</b>	<b>17</b>	<b>16</b>
<b>Pocahontas County</b>	<b>TOTAL</b>	<b>201</b>	<b>192</b>

### **Preston County**

#### **DNR - 1 - Preston**

Liquor Law Violations	1	1	0
All Other Offenses	92	90	0
<b>DNR - 1 - Preston</b>	<b>TOTAL</b>	<b>93</b>	<b>91</b>

#### **Kingwood SP**

Forcible Fondling	3	3	0
Aggravated Assault	7	6	1
Simple Assault	31	31	0
Intimidation	1	1	0
Burglary/Breaking & Entering	5	4	1
Counterfeiting/Forgery	4	4	0
Destruction/Damage/Vandalism of Property	8	8	0
False Pretenses/Swindle/Confidence Game	6	6	0
Motor Vehicle Theft	1	1	0
Drug/Narcotic Violations	23	23	0
Weapon Law Violations	1	1	0
Driving Under The Influence	32	32	0
Family Offenses (Nonviolent)	1	1	0
All Other Offenses	23	23	0
Others	7	7	0
<b>Kingwood SP</b>	<b>TOTAL</b>	<b>153</b>	<b>151</b>

#### **Masontown PD**

Simple Assault	1	1	0
Drug/Narcotic Violations	1	1	0
Driving Under The Influence	1	1	0
<b>Masontown PD</b>	<b>TOTAL</b>	<b>3</b>	<b>3</b>

# ARRESTS (Group "A" and "B") by AGENCY

## 2008

# of ARRESTS	Adult Arrests	Juvenile Arrests
--------------	---------------	------------------

<b>Preston Co SO</b>					
		Driving Under The Influence	1	1	0
<b>Preston Co SO</b>	<b>TOTAL</b>		<b>1</b>	<b>1</b>	<b>0</b>
<b>Reedsville PD</b>					
		Driving Under The Influence	1	1	0
<b>Reedsville PD</b>	<b>TOTAL</b>		<b>1</b>	<b>1</b>	<b>0</b>
<b>Preston</b>	<b>County</b>	<b>TOTAL</b>	<b>251</b>	<b>247</b>	<b>2</b>

## Putnam County

<b>DNR - 5 - Putnam</b>					
		Drug/Narcotic Violations	1	1	0
		All Other Offenses	81	75	6
<b>DNR - 5 - Putnam</b>	<b>TOTAL</b>		<b>82</b>	<b>76</b>	<b>6</b>
<b>Hurricane PD</b>					
		Aggravated Assault	5	5	0
		Simple Assault	15	15	0
		Burglary/Breaking & Entering	1	1	0
		Counterfeiting/Forgery	1	1	0
		Destruction/Damage/Vandalism of Property	3	3	0
		False Pretenses/Swindle/Confidence Game	2	2	0
		Credit Card/Automatic Teller Fraud	3	3	0
		Shoplifting	10	10	0
		Theft From Building	2	2	0
		Theft From Motor Vehicle	1	1	0
		Stolen Property Offenses	1	1	0
		Drug/Narcotic Violations	36	36	0
		Weapon Law Violations	2	2	0
		Bad Checks	1	1	0
		Driving Under The Influence	43	42	1
		Drunkenness	8	8	0
		Family Offenses (Nonviolent)	1	1	0
		Liquor Law Violations	5	5	0
		All Other Offenses	7	7	0
		Others	3	3	0
<b>Hurricane PD</b>	<b>TOTAL</b>		<b>150</b>	<b>149</b>	<b>1</b>

# ARRESTS (Group "A" and "B") by AGENCY

## 2008

# of ARRESTS	Adult Arrests	Juvenile Arrests
--------------	---------------	------------------

### Putnam Co SO

Forcible Rape	2	2	0
Sexual Assault With An Object	1	1	0
Forcible Fondling	1	1	0
Incest	3	3	0
Aggravated Assault	20	20	0
Simple Assault	110	108	2
Intimidation	12	12	0
Arson	1	1	0
Burglary/Breaking & Entering	11	11	0
Counterfeiting/Forgery	4	4	0
Destruction/Damage/Vandalism of Property	9	8	1
False Pretenses/Swindle/Confidence Game	4	4	0
Shoplifting	33	32	1
Theft From Building	3	3	0
Theft From Motor Vehicle	3	3	0
Motor Vehicle Theft	7	6	1
Stolen Property Offenses	1	1	0
Drug/Narcotic Violations	57	57	0
Drug Equipment Violations	1	1	0
Betting/Wagering	6	6	0
Weapon Law Violations	9	9	0
Bad Checks	43	43	0
Disorderly Conduct	2	2	0
Driving Under The Influence	96	96	0
Drunkenness	3	3	0
Family Offenses (Nonviolent)	2	2	0
Liquor Law Violations	4	4	0
Trespass of Real Property	3	3	0
All Other Offenses	56	56	0
Others	19	19	0

<b>Putnam Co SO</b>	<b>TOTAL</b>	<b>526</b>	<b>521</b>	<b>5</b>
---------------------	--------------	------------	------------	----------

### Winfield PD

Aggravated Assault	1	1	0
Disorderly Conduct	2	2	0
Driving Under The Influence	2	2	0

<b>Winfield PD</b>	<b>TOTAL</b>	<b>5</b>	<b>5</b>	<b>0</b>
--------------------	--------------	----------	----------	----------

# ARRESTS (Group "A" and "B") by AGENCY

## 2008

# of ARRESTS	Adult Arrests	Juvenile Arrests
--------------	---------------	------------------

### Winfield SP

Forcible Rape	1	1	0
Forcible Sodomy	1	1	0
Aggravated Assault	13	13	0
Simple Assault	19	19	0
Intimidation	3	3	0
Burglary/Breaking & Entering	2	2	0
Counterfeiting/Forgery	4	4	0
Destruction/Damage/Vandalism of Property	3	3	0
False Pretenses/Swindle/Confidence Game	6	6	0
Impersonation	1	1	0
Shoplifting	26	24	2
Theft From Motor Vehicle	1	1	0
Motor Vehicle Theft	1	1	0
Drug/Narcotic Violations	45	39	6
Drug Equipment Violations	5	5	0
Driving Under The Influence	31	31	0
Drunkenness	2	2	0
Liquor Law Violations	14	14	0
All Other Offenses	22	22	0
Others	12	12	0
<b>Winfield SP</b>	<b>TOTAL</b>	<b>212</b>	<b>204</b>
<b>Putnam</b>	<b>County</b>	<b>TOTAL</b>	<b>975</b>
			<b>955</b>
			<b>20</b>

### RALEIGH County

#### BCI - Beckley

Simple Assault	1	1	0
Counterfeiting/Forgery	2	2	0
False Pretenses/Swindle/Confidence Game	2	2	0
Drug/Narcotic Violations	43	42	1
Prostitution	1	1	0
Trespass of Real Property	1	1	0
<b>BCI - Beckley</b>	<b>TOTAL</b>	<b>50</b>	<b>49</b>
			<b>1</b>

# ARRESTS (Group "A" and "B") by AGENCY

## 2008

# of ARRESTS	Adult Arrests	Juvenile Arrests
--------------	---------------	------------------

### Beckley PD

Forcible Fondling	4	2	2
Aggravated Assault	60	52	8
Simple Assault	287	265	22
Intimidation	24	23	1
Robbery	17	16	1
Arson	2	1	1
Burglary/Breaking & Entering	26	24	2
Counterfeiting/Forgery	15	15	0
Destruction/Damage/Vandalism of Property	45	34	11
False Pretenses/Swindle/Confidence Game	43	43	0
Credit Card/Automatic Teller Fraud	1	1	0
Impersonation	1	1	0
Purse-snatching	2	1	1
Shoplifting	299	245	54
Theft From Building	14	14	0
Theft From Coin Operated Machine or Device	1	1	0
Theft From Motor Vehicle	15	14	1
Theft of Motor Vehicle Parts/Accessories	14	12	2
Motor Vehicle Theft	12	12	0
Stolen Property Offenses	3	3	0
Drug/Narcotic Violations	60	52	8
Prostitution	3	3	0
Assisting or Promoting Prostitution	1	1	0
Pornography/Obscene Material	1	1	0
Weapon Law Violations	19	14	5
Curfew/Loitering/Vagrancy Violations	22	0	22
Disorderly Conduct	63	56	7
Driving Under The Influence	161	161	0
Drunkenness	757	757	0
Liquor Law Violations	54	39	15
Runaway	9	0	9
Trespass of Real Property	38	34	4
All Other Offenses	363	332	31
Others	88	84	4
<b>Beckley PD</b>	<b>TOTAL</b>	<b>2,524</b>	<b>2,313</b>
		<b>211</b>	

# ARRESTS (Group "A" and "B") by AGENCY

## 2008

# of ARRESTS	Adult Arrests	Juvenile Arrests
--------------	---------------	------------------

### **Beckley SP**

Forcible Rape	1	1	0
Sexual Assault With An Object	1	1	0
Aggravated Assault	14	13	1
Simple Assault	37	36	1
Intimidation	5	5	0
Robbery	4	4	0
Burglary/Breaking & Entering	9	7	2
Counterfeiting/Forgery	14	14	0
Destruction/Damage/Vandalism of Property	19	19	0
False Pretenses/Swindle/Confidence Game	4	4	0
Shoplifting	10	10	0
Theft of Motor Vehicle Parts/Accessories	5	5	0
Motor Vehicle Theft	6	5	0
Stolen Property Offenses	3	2	1
Drug/Narcotic Violations	16	15	1
Weapon Law Violations	2	2	0
Disorderly Conduct	1	1	0
Driving Under The Influence	35	35	0
Drunkenness	3	3	0
Liquor Law Violations	1	1	0
Trespass of Real Property	3	3	0
All Other Offenses	34	33	1
Others	35	34	0

<b>Beckley SP</b>	<b>TOTAL</b>	<b>262</b>	<b>253</b>	<b>7</b>
-------------------	--------------	------------	------------	----------

### **DNR - 4 - Raleigh**

Drug/Narcotic Violations	2	2	0
All Other Offenses	70	63	6

<b>DNR - 4 - Raleigh</b>	<b>TOTAL</b>	<b>72</b>	<b>65</b>	<b>6</b>
--------------------------	--------------	-----------	-----------	----------

### **Mabscott PD**

Aggravated Assault	2	2	0
Simple Assault	2	2	0
Intimidation	2	2	0
Theft From Building	1	1	0
Disorderly Conduct	1	1	0
Driving Under The Influence	1	1	0
Liquor Law Violations	2	2	0
All Other Offenses	4	4	0

<b>Mabscott PD</b>	<b>TOTAL</b>	<b>15</b>	<b>15</b>	<b>0</b>
--------------------	--------------	-----------	-----------	----------

# ARRESTS (Group "A" and "B") by AGENCY

## 2008

# of ARRESTS	Adult Arrests	Juvenile Arrests
--------------	---------------	------------------

### Raleigh Co SO

	# of ARRESTS	Adult Arrests	Juvenile Arrests
Murder and Nonnegligent Manslaughter	1	1	0
Forcible Rape	3	3	0
Forcible Sodomy	2	2	0
Forcible Fondling	2	2	0
Statutory Rape	4	4	0
Aggravated Assault	24	24	0
Simple Assault	164	164	0
Intimidation	33	33	0
Kidnaping/Abduction	2	2	0
Robbery	8	8	0
Arson	2	2	0
Burglary/Breaking & Entering	25	25	0
Counterfeiting/Forgery	8	8	0
Destruction/Damage/Vandalism of Property	23	22	1
False Pretenses/Swindle/Confidence Game	10	10	0
Credit Card/Automatic Teller Fraud	2	2	0
Purse-snatching	2	2	0
Shoplifting	50	48	2
Theft From Motor Vehicle	4	4	0
Theft of Motor Vehicle Parts/Accessories	5	5	0
Motor Vehicle Theft	6	6	0
Stolen Property Offenses	9	9	0
Drug/Narcotic Violations	18	17	1
Weapon Law Violations	10	10	0
Bad Checks	46	46	0
Disorderly Conduct	6	6	0
Driving Under The Influence	22	22	0
Drunkenness	38	38	0
Family Offenses (Nonviolent)	10	10	0
Liquor Law Violations	13	13	0
Trespass of Real Property	5	5	0
All Other Offenses	135	133	2
Others	25	25	0
<b>Raleigh Co SO</b>	<b>717</b>	<b>711</b>	<b>6</b>
<b>TOTAL</b>	<b>717</b>	<b>711</b>	<b>6</b>



# ARRESTS (Group "A" and "B") by AGENCY

## 2008

# of ARRESTS	Adult Arrests	Juvenile Arrests
--------------	---------------	------------------

### Sophia PD

Aggravated Assault	1	1	0
Simple Assault	8	8	0
Intimidation	3	3	0
Destruction/Damage/Vandalism of Property	1	1	0
Shoplifting	2	2	0
Drug/Narcotic Violations	2	2	0
Disorderly Conduct	3	3	0
Driving Under The Influence	2	2	0
Drunkenness	4	4	0
Liquor Law Violations	3	3	0
All Other Offenses	13	12	1
Others	1	1	0

<b>Sophia PD</b>		<b>TOTAL</b>	<b>43</b>	<b>42</b>	<b>1</b>
------------------	--	--------------	-----------	-----------	----------

### Tri-Lateral Drug Network

False Pretenses/Swindle/Confidence Game	3	3	0
Drug/Narcotic Violations	37	37	0
All Other Offenses	5	5	0

<b>Tri-Lateral Drug Network</b>		<b>TOTAL</b>	<b>45</b>	<b>45</b>	<b>0</b>
---------------------------------	--	--------------	-----------	-----------	----------

### Turnpike - Raleigh

Simple Assault	2	1	1
Counterfeiting/Forgery	1	1	0
Drug/Narcotic Violations	14	14	0
Driving Under The Influence	23	23	0
All Other Offenses	9	9	0
Others	1	1	0

<b>Turnpike - Raleigh</b>		<b>TOTAL</b>	<b>50</b>	<b>49</b>	<b>1</b>
---------------------------	--	--------------	-----------	-----------	----------

<b>Raleigh</b>	<b>County</b>	<b>TOTAL</b>	<b>3,778</b>	<b>3,542</b>	<b>233</b>
----------------	---------------	--------------	--------------	--------------	------------

## Randolph County

### DNR - 3 - Randolph

All Other Offenses	31	29	2
--------------------	----	----	---

<b>DNR - 3 - Randolph</b>		<b>TOTAL</b>	<b>31</b>	<b>29</b>	<b>2</b>
---------------------------	--	--------------	-----------	-----------	----------

# ARRESTS (Group "A" and "B") by AGENCY

---

## 2008

# of ARRESTS	Adult Arrests	Juvenile Arrests
--------------	---------------	------------------

### Elkins PD

Forcible Rape	1	1	0	
Forcible Fondling	2	2	0	
Aggravated Assault	18	17	1	
Simple Assault	73	72	1	
Intimidation	11	11	0	
Burglary/Breaking & Entering	14	11	3	
Counterfeiting/Forgery	4	4	0	
Destruction/Damage/Vandalism of Property	17	17	0	
False Pretenses/Swindle/Confidence Game	4	4	0	
Shoplifting	15	12	3	
Theft From Building	13	13	0	
Theft From Motor Vehicle	2	2	0	
Motor Vehicle Theft	3	2	1	
Drug/Narcotic Violations	23	22	1	
Weapon Law Violations	1	1	0	
Curfew/Loitering/Vagrancy Violations	8	0	8	
Disorderly Conduct	50	47	3	
Driving Under The Influence	50	49	1	
Drunkenness	43	42	1	
Liquor Law Violations	52	32	20	
Runaway	24	0	24	
Trespass of Real Property	1	1	0	
All Other Offenses	29	27	2	
Others	12	10	2	
<b>Elkins PD</b>	<b>TOTAL</b>	<b>470</b>	<b>399</b>	<b>71</b>

# ARRESTS (Group "A" and "B") by AGENCY

2008

# of ARRESTS	Adult Arrests	Juvenile Arrests
--------------	---------------	------------------

## Elkins SP

	# of ARRESTS	Adult Arrests	Juvenile Arrests
Forcible Rape	1	1	0
Forcible Sodomy	1	1	0
Forcible Fondling	2	2	0
Incest	1	1	0
Aggravated Assault	21	20	1
Simple Assault	53	53	0
Intimidation	11	11	0
Kidnaping/Abduction	1	1	0
Arson	3	3	0
Burglary/Breaking & Entering	5	5	0
Counterfeiting/Forgery	4	4	0
Destruction/Damage/Vandalism of Property	9	9	0
False Pretenses/Swindle/Confidence Game	6	6	0
Credit Card/Automatic Teller Fraud	1	1	0
Impersonation	1	1	0
Wire Fraud	1	1	0
Shoplifting	23	19	4
Motor Vehicle Theft	1	1	0
Stolen Property Offenses	3	3	0
Drug/Narcotic Violations	46	44	2
Drug Equipment Violations	4	4	0
Weapon Law Violations	6	6	0
Bad Checks	35	35	0
Disorderly Conduct	3	3	0
Driving Under The Influence	52	52	0
Drunkenness	1	1	0
Family Offenses (Nonviolent)	1	1	0
Liquor Law Violations	14	10	4
Trespass of Real Property	3	3	0
All Other Offenses	50	45	5
Others	25	23	2
<b>Elkins SP</b>	<b>TOTAL</b>	<b>370</b>	<b>18</b>
		<b>388</b>	

# ARRESTS (Group "A" and "B") by AGENCY

## 2008

# of ARRESTS	Adult Arrests	Juvenile Arrests
--------------	---------------	------------------

### **Randolph Co SO**

Aggravated Assault		7	7	0
Simple Assault		11	11	0
Robbery		1	1	0
Burglary/Breaking & Entering		5	3	2
Bribery		1	1	0
Counterfeiting/Forgery		1	1	0
Destruction/Damage/Vandalism of Property		4	4	0
False Pretenses/Swindle/Confidence Game		1	1	0
Shoplifting		3	2	1
Theft From Building		4	3	1
Drug/Narcotic Violations		12	12	0
Drug Equipment Violations		1	1	0
Weapon Law Violations		1	1	0
Disorderly Conduct		2	2	0
Driving Under The Influence		16	16	0
Drunkenness		1	1	0
Liquor Law Violations		3	0	3
Trespass of Real Property		1	1	0
All Other Offenses		26	26	0
Others		1	1	0
<b>Randolph Co SO</b>	<b>TOTAL</b>	<b>102</b>	<b>95</b>	<b>7</b>
<b>Randolph County</b>	<b>TOTAL</b>	<b>991</b>	<b>893</b>	<b>98</b>

### **Ritchie County**

#### **DNR - 6 - Ritchie**

Weapon Law Violations		1	1	0
All Other Offenses		50	50	0
<b>DNR - 6 - Ritchie</b>	<b>TOTAL</b>	<b>51</b>	<b>51</b>	<b>0</b>

#### **Harrisville PD**

Drug/Narcotic Violations		1	1	0
<b>Harrisville PD</b>	<b>TOTAL</b>	<b>1</b>	<b>1</b>	<b>0</b>

# ARRESTS (Group "A" and "B") by AGENCY

## 2008

# of ARRESTS	Adult Arrests	Juvenile Arrests
--------------	---------------	------------------

### Harrisville SP

Sexual Assault With An Object	1	1	0
Aggravated Assault	8	8	0
Simple Assault	18	18	0
Intimidation	8	8	0
Kidnaping/Abduction	1	1	0
Burglary/Breaking & Entering	5	4	1
Destruction/Damage/Vandalism of Property	10	10	0
False Pretenses/Swindle/Confidence Game	6	6	0
Shoplifting	1	1	0
Theft From Motor Vehicle	1	1	0
Drug/Narcotic Violations	60	59	1
Drug Equipment Violations	2	2	0
Weapon Law Violations	1	1	0
Driving Under The Influence	18	18	0
Drunkenness	15	15	0
Liquor Law Violations	3	3	0
Trespass of Real Property	8	8	0
All Other Offenses	11	11	0
Others	10	10	0

<b>Harrisville SP</b>	<b>TOTAL</b>	<b>187</b>	<b>185</b>	<b>2</b>
-----------------------	--------------	------------	------------	----------

### Ritchie Co SO

Forcible Fondling	1	1	0
Aggravated Assault	1	1	0
Simple Assault	10	10	0
Destruction/Damage/Vandalism of Property	1	1	0
False Pretenses/Swindle/Confidence Game	1	1	0
Drug/Narcotic Violations	4	4	0
Bad Checks	2	2	0
Driving Under The Influence	6	6	0
Family Offenses (Nonviolent)	1	1	0
All Other Offenses	9	9	0

<b>Ritchie Co SO</b>	<b>TOTAL</b>	<b>36</b>	<b>36</b>	<b>0</b>
----------------------	--------------	-----------	-----------	----------

<b>Ritchie</b>	<b>County</b>	<b>TOTAL</b>	<b>275</b>	<b>273</b>	<b>2</b>
----------------	---------------	--------------	------------	------------	----------

### Roane County

#### DNR - 6 - Roane

All Other Offenses	15	15	0
--------------------	----	----	---

<b>DNR - 6 - Roane</b>	<b>TOTAL</b>	<b>15</b>	<b>15</b>	<b>0</b>
------------------------	--------------	-----------	-----------	----------

# ARRESTS (Group "A" and "B") by AGENCY

## 2008

# of ARRESTS	Adult Arrests	Juvenile Arrests
--------------	---------------	------------------

### Roane Co SO

Forcible Rape	1	1	0
Aggravated Assault	5	5	0
Simple Assault	30	26	4
Intimidation	8	8	0
Destruction/Damage/Vandalism of Property	5	5	0
False Pretenses/Swindle/Confidence Game	1	1	0
Shoplifting	1	1	0
Theft From Building	1	1	0
Motor Vehicle Theft	2	2	0
Drug/Narcotic Violations	20	20	0
Weapon Law Violations	1	1	0
Bad Checks	24	24	0
Disorderly Conduct	1	1	0
Driving Under The Influence	5	5	0
Drunkenness	12	12	0
Liquor Law Violations	6	5	1
Trespass of Real Property	1	1	0
All Other Offenses	31	28	3
Others	8	8	0
<b>Roane Co SO</b> <span style="float: right;"><b>TOTAL</b></span>	<b>163</b>	<b>155</b>	<b>8</b>

### Spencer PD

Aggravated Assault	2	2	0
Simple Assault	17	17	0
Intimidation	2	1	1
Counterfeiting/Forgery	1	1	0
False Pretenses/Swindle/Confidence Game	1	1	0
Shoplifting	15	15	0
Theft From Building	6	6	0
Motor Vehicle Theft	1	1	0
Drug/Narcotic Violations	17	15	2
Disorderly Conduct	1	1	0
Driving Under The Influence	5	5	0
Drunkenness	3	3	0
Trespass of Real Property	1	1	0
All Other Offenses	9	3	6
Others	1	1	0
<b>Spencer PD</b> <span style="float: right;"><b>TOTAL</b></span>	<b>82</b>	<b>73</b>	<b>9</b>

# ARRESTS (Group "A" and "B") by AGENCY

## 2008

# of ARRESTS	Adult Arrests	Juvenile Arrests
--------------	---------------	------------------

### Spencer SP

Forcible Fondling	2	2	0
Incest	1	1	0
Aggravated Assault	9	8	1
Simple Assault	26	24	2
Intimidation	6	6	0
Robbery	1	1	0
Burglary/Breaking & Entering	3	3	0
Counterfeiting/Forgery	1	1	0
Destruction/Damage/Vandalism of Property	15	10	5
False Pretenses/Swindle/Confidence Game	2	2	0
Drug/Narcotic Violations	53	51	2
Drug Equipment Violations	1	1	0
Disorderly Conduct	2	1	1
Driving Under The Influence	27	27	0
Drunkenness	11	11	0
Family Offenses (Nonviolent)	1	1	0
Liquor Law Violations	5	4	1
Trespass of Real Property	2	2	0
All Other Offenses	23	17	6
Others	7	4	3
<b>Spencer SP</b>	<b>TOTAL</b>	<b>198</b>	<b>177</b>
<b>Roane</b>	<b>County</b>	<b>TOTAL</b>	<b>458</b>
		<b>420</b>	<b>38</b>

### Summers County

#### DNR - 4 - Summers

Drug/Narcotic Violations	5	5	0
All Other Offenses	128	123	5
<b>DNR - 4 - Summers</b>	<b>TOTAL</b>	<b>133</b>	<b>128</b>
		<b>5</b>	

# ARRESTS (Group "A" and "B") by AGENCY

## 2008

# of ARRESTS	Adult Arrests	Juvenile Arrests
--------------	---------------	------------------

### Hinton PD

Aggravated Assault	6	6	0	
Simple Assault	14	14	0	
Intimidation	1	1	0	
Robbery	1	1	0	
Counterfeiting/Forgery	1	1	0	
Destruction/Damage/Vandalism of Property	4	4	0	
False Pretenses/Swindle/Confidence Game	2	2	0	
Theft From Building	2	2	0	
Drug/Narcotic Violations	4	4	0	
Disorderly Conduct	6	6	0	
Driving Under The Influence	4	4	0	
Drunkenness	2	2	0	
Trespass of Real Property	2	2	0	
All Other Offenses	2	2	0	

<b>Hinton PD</b>		<b>TOTAL</b>	<b>51</b>	<b>51</b>	<b>0</b>
------------------	--	--------------	-----------	-----------	----------

### Hinton SP

Aggravated Assault	3	3	0	
Simple Assault	8	8	0	
Burglary/Breaking & Entering	1	1	0	
Counterfeiting/Forgery	1	1	0	
Destruction/Damage/Vandalism of Property	3	3	0	
False Pretenses/Swindle/Confidence Game	1	1	0	
Motor Vehicle Theft	1	1	0	
Drug/Narcotic Violations	1	1	0	
Driving Under The Influence	2	2	0	
All Other Offenses	3	3	0	
Others	3	3	0	

<b>Hinton SP</b>		<b>TOTAL</b>	<b>27</b>	<b>27</b>	<b>0</b>
------------------	--	--------------	-----------	-----------	----------

### Summers Co SO

Aggravated Assault	2	2	0	
Simple Assault	5	5	0	
Robbery	1	1	0	
Burglary/Breaking & Entering	2	2	0	
Destruction/Damage/Vandalism of Property	1	1	0	
Drug/Narcotic Violations	3	3	0	
Disorderly Conduct	1	1	0	
Driving Under The Influence	16	16	0	
Drunkenness	1	1	0	
All Other Offenses	4	4	0	
Others	1	1	0	

<b>Summers Co SO</b>		<b>TOTAL</b>	<b>37</b>	<b>37</b>	<b>0</b>
----------------------	--	--------------	-----------	-----------	----------

<b>Summers</b>	<b>County</b>	<b>TOTAL</b>	<b>248</b>	<b>243</b>	<b>5</b>
----------------	---------------	--------------	------------	------------	----------



# ARRESTS (Group "A" and "B") by AGENCY

2008

# of ARRESTS	Adult Arrests	Juvenile Arrests
--------------	---------------	------------------

## Taylor County

### DNR - 1 - Taylor

Liquor Law Violations	10	10	0
Trespass of Real Property	20	19	1
All Other Offenses	32	32	0

**DNR - 1 - Taylor TOTAL 62 61 1**

### Grafton PD

Simple Assault	6	6	0
Motor Vehicle Theft	1	1	0
Drug/Narcotic Violations	1	1	0
Weapon Law Violations	1	1	0
Driving Under The Influence	22	22	0
All Other Offenses	2	2	0
Others	3	3	0

**Grafton PD TOTAL 36 36 0**

### Grafton SP

Simple Assault	5	5	0
Intimidation	1	1	0
Drug/Narcotic Violations	4	4	0
Driving Under The Influence	10	10	0
All Other Offenses	4	4	0
Others	1	1	0

**Grafton SP TOTAL 25 25 0**

### Taylor Co SO

Forcible Fondling	1	1	0
Drug/Narcotic Violations	2	2	0
Pornography/Obscene Material	1	1	0
Family Offenses (Nonviolent)	1	1	0

**Taylor Co SO TOTAL 5 5 0**

**Taylor County TOTAL 128 127 1**

## Tucker County

### DNR - 1 - Tucker

Trespass of Real Property	3	3	0
All Other Offenses	46	44	0

**DNR - 1 - Tucker TOTAL 49 47 0**

# ARRESTS (Group "A" and "B") by AGENCY

## 2008

# of ARRESTS	Adult Arrests	Juvenile Arrests
--------------	---------------	------------------

### Parsons SP

Statutory Rape	1	1	0
Aggravated Assault	3	3	0
Simple Assault	17	17	0
Intimidation	5	5	0
Burglary/Breaking & Entering	6	4	2
Theft From Motor Vehicle	1	1	0
Motor Vehicle Theft	1	1	0
Drug/Narcotic Violations	12	11	1
Pornography/Obscene Material	1	1	0
Weapon Law Violations	1	1	0
Driving Under The Influence	18	18	0
Family Offenses (Nonviolent)	1	1	0
Trespass of Real Property	1	1	0
All Other Offenses	16	13	3
Others	2	2	0

<b>Parsons SP</b>	<b>TOTAL</b>	<b>86</b>	<b>80</b>	<b>6</b>
-------------------	--------------	-----------	-----------	----------

### Tucker Co SO

Burglary/Breaking & Entering	1	1	0
Driving Under The Influence	1	1	0
Family Offenses (Nonviolent)	1	1	0

<b>Tucker Co SO</b>	<b>TOTAL</b>	<b>3</b>	<b>3</b>	<b>0</b>
---------------------	--------------	----------	----------	----------

<b>Tucker</b>	<b>County</b>	<b>TOTAL</b>	<b>138</b>	<b>130</b>	<b>6</b>
---------------	---------------	--------------	------------	------------	----------

### Tyler County

#### DNR - 6 - Tyler

All Other Offenses	11	11	0
--------------------	----	----	---

<b>DNR - 6 - Tyler</b>	<b>TOTAL</b>	<b>11</b>	<b>11</b>	<b>0</b>
------------------------	--------------	-----------	-----------	----------

#### Paden City PD

Aggravated Assault	5	4	1
Simple Assault	2	2	0
Intimidation	1	1	0
Shoplifting	2	1	1
Drug/Narcotic Violations	1	1	0
Bad Checks	7	7	0
Disorderly Conduct	1	1	0
Driving Under The Influence	4	3	1
Drunkenness	5	5	0
Liquor Law Violations	6	2	4
All Other Offenses	1	1	0

<b>Paden City PD</b>	<b>TOTAL</b>	<b>35</b>	<b>28</b>	<b>7</b>
----------------------	--------------	-----------	-----------	----------

# ARRESTS (Group "A" and "B") by AGENCY

## 2008

# of ARRESTS	Adult Arrests	Juvenile Arrests
--------------	---------------	------------------

### Sistersville PD

Driving Under The Influence	3	3	0
<b>Sistersville PD</b>	<b>TOTAL</b>	<b>3</b>	<b>3</b>
<b>Tyler</b>	<b>County</b>	<b>TOTAL</b>	<b>49</b>
			<b>42</b>
			<b>7</b>

### UPSHUR County

#### BCI - Buckhannon

Drug/Narcotic Violations	6	6	0
<b>BCI - Buckhannon</b>	<b>TOTAL</b>	<b>6</b>	<b>6</b>

#### Buckhannon PD

Forcible Fondling	1	1	0
Aggravated Assault	4	3	1
Simple Assault	51	43	5
Intimidation	2	2	0
Arson	1	1	0
Burglary/Breaking & Entering	4	2	2
Counterfeiting/Forgery	1	1	0
Destruction/Damage/Vandalism of Property	15	8	7
False Pretenses/Swindle/Confidence Game	2	2	0
Credit Card/Automatic Teller Fraud	1	1	0
Shoplifting	11	8	3
Theft From Building	11	11	0
Theft From Motor Vehicle	2	0	2
Drug/Narcotic Violations	15	13	2
Drug Equipment Violations	1	1	0
Disorderly Conduct	2	2	0
Driving Under The Influence	7	7	0
Drunkenness	2	2	0
Family Offenses (Nonviolent)	1	1	0
Liquor Law Violations	6	5	1
Trespass of Real Property	1	1	0
All Other Offenses	7	6	1
Others	2	2	0
<b>Buckhannon PD</b>	<b>TOTAL</b>	<b>150</b>	<b>123</b>
			<b>24</b>

# ARRESTS (Group "A" and "B") by AGENCY

## 2008

# of ARRESTS	Adult Arrests	Juvenile Arrests
--------------	---------------	------------------

### **Buckhannon SP**

Forcible Rape	1	1	0
Aggravated Assault	1	0	1
Simple Assault	31	28	3
Intimidation	4	4	0
Arson	3	0	3
Counterfeiting/Forgery	7	6	1
Destruction/Damage/Vandalism of Property	15	14	1
Shoplifting	1	0	1
Theft of Motor Vehicle Parts/Accessories	2	2	0
Motor Vehicle Theft	2	1	1
Drug/Narcotic Violations	8	5	3
Weapon Law Violations	1	1	0
Disorderly Conduct	2	2	0
Driving Under The Influence	7	7	0
Drunkenness	1	1	0
Liquor Law Violations	4	1	3
Trespass of Real Property	3	3	0
All Other Offenses	20	17	3
Others	11	7	4

<b>Buckhannon SP</b>	<b>TOTAL</b>	<b>124</b>	<b>100</b>	<b>24</b>
----------------------	--------------	------------	------------	-----------

### **DNR - 3 - Upshur Co**

All Other Offenses	15	13	2
--------------------	----	----	---

<b>DNR - 3 - Upshur Co</b>	<b>TOTAL</b>	<b>15</b>	<b>13</b>	<b>2</b>
----------------------------	--------------	-----------	-----------	----------

# ARRESTS (Group "A" and "B") by AGENCY

## 2008

# of ARRESTS	Adult Arrests	Juvenile Arrests
--------------	---------------	------------------

### Upshur Co SO

Forcible Fondling	1	1	0
Incest	1	1	0
Aggravated Assault	1	1	0
Simple Assault	27	25	1
Intimidation	6	5	1
Burglary/Breaking & Entering	1	1	0
Counterfeiting/Forgery	3	3	0
Destruction/Damage/Vandalism of Property	30	27	3
False Pretenses/Swindle/Confidence Game	12	12	0
Shoplifting	1	1	0
Theft From Building	2	1	1
Motor Vehicle Theft	1	1	0
Drug/Narcotic Violations	6	6	0
Drug Equipment Violations	2	2	0
Disorderly Conduct	1	1	0
Driving Under The Influence	10	10	0
Trespass of Real Property	2	2	0
All Other Offenses	7	7	0
Others	39	31	8
<b>Upshur Co SO</b>	<b>TOTAL</b>	<b>153</b>	<b>138</b>
<b>Upshur</b>	<b>County</b>	<b>TOTAL</b>	<b>448</b>
		<b>380</b>	<b>64</b>

### Wayne County

#### Ceredo PD

Aggravated Assault	2	2	0
Simple Assault	5	5	0
Intimidation	2	2	0
Burglary/Breaking & Entering	1	1	0
Theft of Motor Vehicle Parts/Accessories	1	1	0
Drug/Narcotic Violations	11	11	0
Disorderly Conduct	2	2	0
Driving Under The Influence	12	12	0
All Other Offenses	3	3	0
Others	2	2	0
<b>Ceredo PD</b>	<b>TOTAL</b>	<b>41</b>	<b>41</b>
<b>DNR - 5 - Wayne</b>			
All Other Offenses	40	37	3
<b>DNR - 5 - Wayne</b>	<b>TOTAL</b>	<b>40</b>	<b>37</b>

# ARRESTS (Group "A" and "B") by AGENCY

## 2008

# of ARRESTS	Adult Arrests	Juvenile Arrests
--------------	---------------	------------------

### Kenova PD

Forcible Fondling	1	1	0
Aggravated Assault	3	3	0
Simple Assault	13	12	1
Intimidation	1	1	0
Burglary/Breaking & Entering	3	3	0
Counterfeiting/Forgery	1	1	0
Destruction/Damage/Vandalism of Property	3	3	0
Shoplifting	2	2	0
Drug/Narcotic Violations	29	28	1
Drug Equipment Violations	2	2	0
Disorderly Conduct	4	4	0
Driving Under The Influence	23	23	0
Drunkenness	2	2	0
All Other Offenses	33	33	0

<b>Kenova PD</b>	<b>TOTAL</b>	<b>120</b>	<b>118</b>	<b>2</b>
------------------	--------------	------------	------------	----------

### Wayne Co SO

Aggravated Assault	1	1	0
Simple Assault	48	48	0
Intimidation	1	1	0
Robbery	3	3	0
Burglary/Breaking & Entering	7	7	0
Theft From Motor Vehicle	2	1	1
Motor Vehicle Theft	2	2	0
Drug/Narcotic Violations	10	10	0
Driving Under The Influence	53	53	0
Drunkenness	3	3	0
Family Offenses (Nonviolent)	2	2	0
All Other Offenses	9	9	0
Others	1	1	0

<b>Wayne Co SO</b>	<b>TOTAL</b>	<b>142</b>	<b>141</b>	<b>1</b>
--------------------	--------------	------------	------------	----------

### Wayne PD

Simple Assault	2	2	0
Burglary/Breaking & Entering	2	2	0
Shoplifting	1	1	0
Driving Under The Influence	5	5	0

<b>Wayne PD</b>	<b>TOTAL</b>	<b>10</b>	<b>10</b>	<b>0</b>
-----------------	--------------	-----------	-----------	----------

# ARRESTS (Group "A" and "B") by AGENCY

## 2008

# of ARRESTS	Adult Arrests	Juvenile Arrests
--------------	---------------	------------------

### Wayne SP

Forcible Rape		1	1	0	
Forcible Fondling		1	1	0	
Aggravated Assault		10	10	0	
Simple Assault		38	35	3	
Intimidation		6	5	1	
Robbery		4	4	0	
Burglary/Breaking & Entering		16	16	0	
Counterfeiting/Forgery		1	1	0	
Destruction/Damage/Vandalism of Property		15	13	2	
False Pretenses/Swindle/Confidence Game		6	6	0	
Shoplifting		5	5	0	
Theft From Building		5	2	3	
Theft From Coin Operated Machine or Device		1	1	0	
Theft From Motor Vehicle		2	2	0	
Motor Vehicle Theft		1	1	0	
Stolen Property Offenses		2	2	0	
Drug/Narcotic Violations		59	55	4	
Drug Equipment Violations		2	2	0	
Weapon Law Violations		3	2	1	
Driving Under The Influence		6	6	0	
Drunkenness		10	10	0	
Liquor Law Violations		11	10	1	
Trespass of Real Property		1	1	0	
All Other Offenses		23	20	3	
Others		12	12	0	
<b>Wayne SP</b>	<b>TOTAL</b>	<b>241</b>	<b>223</b>	<b>18</b>	
<b>Wayne</b>	<b>County</b>	<b>TOTAL</b>	<b>594</b>	<b>570</b>	<b>24</b>

### Webster County

#### DNR - 3 - Webster

Stolen Property Offenses		1	1	0
Weapon Law Violations		1	1	0
Trespass of Real Property		1	1	0
All Other Offenses		67	64	2
<b>DNR - 3 - Webster</b>	<b>TOTAL</b>	<b>70</b>	<b>67</b>	<b>2</b>

# ARRESTS (Group "A" and "B") by AGENCY

## 2008

# of ARRESTS	Adult Arrests	Juvenile Arrests
--------------	---------------	------------------

### Upperglade SP

Forcible Fondling	1	1	0
Statutory Rape	1	1	0
Aggravated Assault	35	35	0
Simple Assault	12	12	0
Intimidation	6	6	0
Burglary/Breaking & Entering	3	3	0
Destruction/Damage/Vandalism of Property	3	3	0
Shoplifting	1	1	0
Theft From Building	2	2	0
Drug/Narcotic Violations	38	38	0
Bad Checks	2	2	0
Disorderly Conduct	1	1	0
Driving Under The Influence	11	10	1
Drunkenness	3	3	0
Liquor Law Violations	10	5	5
Trespass of Real Property	3	3	0
All Other Offenses	20	20	0
Others	6	6	0
<b>Upperglade SP</b>	<b>TOTAL</b>	<b>158</b>	<b>152</b>
<b>Webster</b>	<b>County</b>	<b>TOTAL</b>	<b>228</b>
		<b>219</b>	<b>8</b>

### Wetzel County

<b>DNR - 1 - Wetzel</b>			
All Other Offenses	33	32	1
<b>DNR - 1 - Wetzel</b>	<b>TOTAL</b>	<b>33</b>	<b>32</b>
			<b>1</b>



# ARRESTS (Group "A" and "B") by AGENCY

## 2008

# of ARRESTS	Adult Arrests	Juvenile Arrests
--------------	---------------	------------------

### Hundred SP

Aggravated Assault	2	1	1
Simple Assault	11	10	1
Intimidation	3	2	1
Burglary/Breaking & Entering	1	1	0
Counterfeiting/Forgery	1	1	0
Destruction/Damage/Vandalism of Property	6	6	0
False Pretenses/Swindle/Confidence Game	3	3	0
Theft From Motor Vehicle	1	1	0
Theft of Motor Vehicle Parts/Accessories	2	2	0
Drug/Narcotic Violations	13	10	3
Weapon Law Violations	1	0	1
Driving Under The Influence	13	13	0
Drunkenness	4	4	0
Liquor Law Violations	1	1	0
All Other Offenses	5	5	0
Others	2	2	0
<b>Hundred SP</b>	<b>TOTAL</b>	<b>69</b>	<b>62</b>
			<b>7</b>

### Paden City SP

Negligent Manslaughter	1	1	0
Aggravated Assault	3	3	0
Simple Assault	4	4	0
Intimidation	2	2	0
Destruction/Damage/Vandalism of Property	3	3	0
Impersonation	1	1	0
Shoplifting	3	3	0
Motor Vehicle Theft	1	1	0
Drug/Narcotic Violations	14	14	0
Weapon Law Violations	2	2	0
Bad Checks	2	2	0
Driving Under The Influence	5	5	0
Drunkenness	1	1	0
Trespass of Real Property	3	3	0
All Other Offenses	12	11	1
Others	2	2	0
<b>Paden City SP</b>	<b>TOTAL</b>	<b>59</b>	<b>58</b>
			<b>1</b>

<b>Wetzel</b>	<b>County</b>	<b>TOTAL</b>	<b>161</b>	<b>152</b>	<b>9</b>
---------------	---------------	--------------	------------	------------	----------

### Wirt County

#### DNR - 6 - Wirt

All Other Offenses	31	31	0
<b>DNR - 6 - Wirt</b>	<b>TOTAL</b>	<b>31</b>	<b>31</b>
			<b>0</b>

# ARRESTS (Group "A" and "B") by AGENCY

## 2008

# of ARRESTS	Adult Arrests	Juvenile Arrests
--------------	---------------	------------------

### Elizabeth SP

Murder and Nonnegligent Manslaughter	3	3	0
Aggravated Assault	7	7	0
Simple Assault	17	17	0
Intimidation	6	6	0
Burglary/Breaking & Entering	4	4	0
Counterfeiting/Forgery	2	2	0
Destruction/Damage/Vandalism of Property	4	4	0
Shoplifting	1	1	0
Theft of Motor Vehicle Parts/Accessories	1	1	0
Motor Vehicle Theft	2	2	0
Drug/Narcotic Violations	9	9	0
Weapon Law Violations	1	1	0
Driving Under The Influence	5	5	0
Drunkenness	7	7	0
Liquor Law Violations	2	1	1
All Other Offenses	6	6	0
Others	2	1	0
<b>Elizabeth SP</b>	<b>TOTAL</b>	<b>79</b>	<b>77</b>
			<b>1</b>

### Wirt Co SO

Aggravated Assault	2	2	0
Simple Assault	1	1	0
Destruction/Damage/Vandalism of Property	1	1	0
Bad Checks	9	9	0
Disorderly Conduct	1	1	0
Driving Under The Influence	2	2	0
Drunkenness	1	1	0
Liquor Law Violations	1	1	0
Trespass of Real Property	1	1	0
All Other Offenses	3	3	0
<b>Wirt Co SO</b>	<b>TOTAL</b>	<b>22</b>	<b>22</b>
			<b>0</b>

<b>Wirt</b>	<b>County</b>	<b>TOTAL</b>	<b>132</b>	<b>130</b>	<b>1</b>
-------------	---------------	--------------	------------	------------	----------

### Wood County

#### DNR - 6 - Wood

Weapon Law Violations	3	2	1
All Other Offenses	105	102	3

<b>DNR - 6 - Wood</b>	<b>TOTAL</b>	<b>108</b>	<b>104</b>	<b>4</b>
-----------------------	--------------	------------	------------	----------

# ARRESTS (Group "A" and "B") by AGENCY

## 2008

# of ARRESTS	Adult Arrests	Juvenile Arrests
--------------	---------------	------------------

### **Parkersburg PD**

Forcible Rape	1	0	1
Sexual Assault With An Object	1	0	1
Forcible Fondling	1	0	1
Aggravated Assault	1	0	1
Simple Assault	46	4	42
Intimidation	2	1	1
Arson	1	1	0
Burglary/Breaking & Entering	8	1	7
Counterfeiting/Forgery	2	2	0
Destruction/Damage/Vandalism of Property	12	1	11
Shoplifting	55	0	55
Theft From Building	5	0	5
Theft From Motor Vehicle	3	0	3
Motor Vehicle Theft	1	0	1
Drug/Narcotic Violations	84	53	31
Weapon Law Violations	2	1	1
Bad Checks	7	7	0
Disorderly Conduct	76	76	0
Driving Under The Influence	147	147	0
Drunkenness	581	581	0
Family Offenses (Nonviolent)	14	8	6
Liquor Law Violations	144	142	2
Trespass of Real Property	15	15	0
All Other Offenses	345	340	4
Others	3	0	3
<b>Parkersburg PD</b>	<b>TOTAL</b>	<b>1,557</b>	<b>1,380</b>
		<b>176</b>	

# ARRESTS (Group "A" and "B") by AGENCY

## 2008

# of ARRESTS	Adult Arrests	Juvenile Arrests
--------------	---------------	------------------

### **Parkersburg SP**

Forcible Fondling	2	2	0	
Aggravated Assault	6	6	0	
Simple Assault	21	20	1	
Intimidation	4	4	0	
Burglary/Breaking & Entering	8	8	0	
Counterfeiting/Forgery	5	5	0	
Destruction/Damage/Vandalism of Property	14	9	5	
False Pretenses/Swindle/Confidence Game	16	16	0	
Shoplifting	6	4	2	
Theft From Building	2	2	0	
Theft From Motor Vehicle	3	2	1	
Motor Vehicle Theft	1	1	0	
Stolen Property Offenses	5	5	0	
Drug/Narcotic Violations	122	119	3	
Weapon Law Violations	2	2	0	
Disorderly Conduct	2	2	0	
Driving Under The Influence	115	115	0	
Drunkenness	10	10	0	
Liquor Law Violations	31	29	2	
Trespass of Real Property	1	1	0	
All Other Offenses	24	24	0	
Others	10	10	0	
<b>Parkersburg SP</b>				
<b>TOTAL</b>	<b>410</b>	<b>396</b>	<b>14</b>	
<b>tf Parkersburg Vio Crime</b>				
Drug/Narcotic Violations	38	38	0	
<b>tf Parkersburg Vio Crime Narc TOTAL</b>	<b>38</b>	<b>38</b>	<b>0</b>	

# ARRESTS (Group "A" and "B") by AGENCY

## 2008

# of ARRESTS	Adult Arrests	Juvenile Arrests
--------------	---------------	------------------

### Vienna PD

Sexual Assault With An Object	1	1	0
Aggravated Assault	7	7	0
Simple Assault	23	23	0
Intimidation	6	6	0
Burglary/Breaking & Entering	3	3	0
Counterfeiting/Forgery	2	2	0
Destruction/Damage/Vandalism of Property	4	4	0
False Pretenses/Swindle/Confidence Game	1	1	0
Credit Card/Automatic Teller Fraud	3	3	0
Purse-snatching	2	2	0
Shoplifting	139	139	0
Theft From Building	1	1	0
Motor Vehicle Theft	1	1	0
Drug/Narcotic Violations	2	2	0
Disorderly Conduct	4	4	0
Driving Under The Influence	48	47	1
Drunkenness	2	2	0
All Other Offenses	8	8	0
Others	21	21	0
<b>Vienna PD</b>	<b>TOTAL</b>	<b>278</b>	<b>277</b>
			<b>1</b>

### Williamstown PD

Forcible Rape	1	1	0
Simple Assault	5	5	0
Destruction/Damage/Vandalism of Property	1	1	0
Theft From Building	2	2	0
Bad Checks	1	1	0
Disorderly Conduct	3	3	0
Driving Under The Influence	2	2	0
All Other Offenses	2	2	0
<b>Williamstown PD</b>	<b>TOTAL</b>	<b>17</b>	<b>17</b>
			<b>0</b>

# ARRESTS (Group "A" and "B") by AGENCY

## 2008

# of ARRESTS	Adult Arrests	Juvenile Arrests
--------------	---------------	------------------

### Wood Co SO

Murder and Nonnegligent Manslaughter	1	1	0
Forcible Rape	2	2	0
Forcible Fondling	2	2	0
Aggravated Assault	14	14	0
Simple Assault	86	86	0
Intimidation	15	15	0
Burglary/Breaking & Entering	16	16	0
Counterfeiting/Forgery	4	4	0
Destruction/Damage/Vandalism of Property	9	9	0
False Pretenses/Swindle/Confidence Game	2	2	0
Credit Card/Automatic Teller Fraud	1	1	0
Shoplifting	32	25	7
Motor Vehicle Theft	4	4	0
Stolen Property Offenses	5	5	0
Drug/Narcotic Violations	66	64	2
Pornography/Obscene Material	2	2	0
Weapon Law Violations	10	10	0
Bad Checks	9	9	0
Disorderly Conduct	22	22	0
Driving Under The Influence	147	146	1
Drunkenness	52	52	0
Family Offenses (Nonviolent)	2	2	0
Liquor Law Violations	68	59	9
All Other Offenses	159	147	12
Others	36	36	0
<b>Wood Co SO</b>	<b>TOTAL</b>	<b>766</b>	<b>735</b>
<b>Wood</b>	<b>County</b>	<b>TOTAL</b>	<b>3,174</b>
			<b>2,947</b>
			<b>226</b>

### Wyoming County

#### DNR - 4 - Wyoming

Drug/Narcotic Violations	9	9	0
All Other Offenses	64	56	6
<b>DNR - 4 - Wyoming</b>	<b>TOTAL</b>	<b>73</b>	<b>65</b>
			<b>6</b>

# ARRESTS (Group "A" and "B") by AGENCY

2008

# of ARRESTS	Adult Arrests	Juvenile Arrests
--------------	---------------	------------------

		# of ARRESTS	Adult Arrests	Juvenile Arrests
<b>Jesse SP</b>				
	Forcible Sodomy	1	1	0
	Aggravated Assault	5	5	0
	Simple Assault	7	7	0
	Intimidation	3	2	1
	Burglary/Breaking & Entering	4	4	0
	Destruction/Damage/Vandalism of Property	1	1	0
	False Pretenses/Swindle/Confidence Game	3	3	0
	Shoplifting	1	1	0
	Drug/Narcotic Violations	2	2	0
	Driving Under The Influence	1	1	0
	All Other Offenses	7	7	0
	Others	4	4	0
<b>Jesse SP</b>	<b>TOTAL</b>	<b>39</b>	<b>38</b>	<b>1</b>
<b>Oceana PD</b>				
	Aggravated Assault	2	2	0
	Simple Assault	7	7	0
	Burglary/Breaking & Entering	1	1	0
	Counterfeiting/Forgery	3	3	0
	Shoplifting	1	1	0
	Theft From Building	2	2	0
	Disorderly Conduct	1	1	0
	Driving Under The Influence	2	2	0
	All Other Offenses	8	8	0
<b>Oceana PD</b>	<b>TOTAL</b>	<b>27</b>	<b>27</b>	<b>0</b>
<b>Wyoming Co SO</b>				
	Simple Assault	1	1	0
	Burglary/Breaking & Entering	1	1	0
	Drug/Narcotic Violations	1	1	0
<b>Wyoming Co SO</b>	<b>TOTAL</b>	<b>3</b>	<b>3</b>	<b>0</b>
<b>Wyoming County</b>	<b>TOTAL</b>	<b>142</b>	<b>133</b>	<b>7</b>
<b>WEST VIRGINIA</b>	<b>TOTAL</b>	<b>64,945</b>	<b>61,471</b>	<b>3,411</b>

**NOTE**

Some arrests did not report an age, so they could not be counted in either the juvenile or adult category. This explains why sometimes the two columns do NOT add to the total in the # of Arrests column.

This report only counts the one arrest listed in the incident for the person arrested. It does not include additional offenses in the incident that were cleared by the arrest.

# Section III

# Special Topics



# Seized Drug Report Summary

---

2008

## "Crack" Cocaine

---

Drug Type Measure	Quantity
Dose Units/Items	224.12
Gallon	1.46
Gram	2,562.86
Kilogram	0.90
Ounce	11.00

## Amphetamines/Methamphetamines

---

Drug Type Measure	Quantity
Dose Units/Items	542.73
Fluid Ounce	1.00
Gallon	11.00
Gram	544.10
Liter	1.00
Ounce	2.00

## Barbituates

---

Drug Type Measure	Quantity
Dose Units/Items	741.02
Gram	73.00

## Cocaine

---

Drug Type Measure	Quantity
Dose Units/Items	1,065.50
Gram	4,982.20
Kilogram	3.00
Milliliter	1.00
Ounce	27.70
Pound	3.00

## Hashish

---

Drug Type Measure	Quantity
Gram	1.00

## Heroin

---

Drug Type Measure	Quantity
Dose Units/Items	855.01
Fluid Ounce	8.00
Gram	655.52
Kilogram	8.00
Milliliter	0.00
Ounce	4.50

## LSD

---

Drug Type Measure	Quantity
Dose Units/Items	1.00
Gram	7.20

# Seized Drug Report Summary

---

2008

## Marijuana

---

Drug Type Measure	Quantity
Dose Units/Items	665.07
Fluid Ounce	24.12
Gallon	358.50
Gram	51,391.70
Kilogram	3.00
Milliliter	1.00
Number of Plants	5,722.53
Ounce	1,476.12
Pound	553.36

## Morphine

---

Drug Type Measure	Quantity
Dose Units/Items	580.26
Gram	2.00
Milliliter	2.50

## Opium

---

Drug Type Measure	Quantity
Dose Units/Items	394.01
Gram	7.50
Number of Plants	20.00

## Other Depressants (Glutethimide, Quaaludes, etc.)

---

Drug Type Measure	Quantity
Dose Units/Items	3,600.75
Fluid Ounce	1.00
Gram	200.70
Kilogram	14.00
Ounce	5.00

## Other Drugs (Antidepressants, Tranquilizers, etc.)

---

Drug Type Measure	Quantity
Dose Units/Items	5,228.52
Fluid Ounce	4.00
Gallon	1.00
Gram	363.57
Milliliter	200.00

## Other Hallucinogens (BMDA, DMT, Mescaline, Peyote, etc.)

---

Drug Type Measure	Quantity
Dose Units/Items	61.50
Gram	185.80
Number of Plants	8.00
Ounce	1.00

## Other Narcotics (Codeine, Demerol, Dilaudid, Methadone, etc.)

---

Drug Type Measure	Quantity
Dose Units/Items	82,311.50
Fluid Ounce	3.00
Gallon	12.00
Gram	1,967.04
Milliliter	135.50
Ounce	14.00

---

# Seized Drug Report Summary

---

2008

## Other Stimulants (Adipex, Fastine, Benzadrine, etc.)

Drug Type Measure	Quantity
Dose Units/Items	2,583.04
Gallon	1.00
Gram	192.10

## PCP

Drug Type Measure	Quantity
Fluid Ounce	1.00

## Unknown Type Drug

Drug Type Measure	Quantity
Dose Units/Items	2,762.51
Fluid Ounce	1.00
Gram	688.60
Milliliter	1.00
Ounce	6.00

# DOMESTIC VIOLENCE

2008

Domestic violence is a phenomenon that erodes the infrastructure of our families; our social makeup and our culture as well threaten the integrity of our future. Because the West Virginia legislature has recognized the importance of addressing this issue, the WV code (§ 48-27-101) expresses that:

***“Every person has a right to be safe and secure in his or her home and family and to be free from domestic violence.***

***Children are often physically assaulted or witness violence against one of their parents or other family or household members, violence which too often untimely results in death. These children may suffer deep and lasting emotional harm from victimization and exposure from domestic violence.***

***Domestic violence is a major health and law enforcement problem with enormous costs to the state in both dollars and human lives. It affects people of all racial and ethnic backgrounds and all socioeconomic classes; and***

***Domestic violence can be deterred, prevented or reduced by legal intervention that treats this problem with the seriousness that it deserves.”***

“Domestic violence “or “abuse” in West Virginia is defined by §48-27-202 as the occurrence of one or more of the following acts between family or household members:

***“Attempting to cause or intentionally knowingly or recklessly causing physical harm to another with or without dangerous or deadly weapons;***

***Placing another in reasonable apprehension of physical harm;***

***Creating fear of physical harm by harassment, psychological abuse or threatening acts;***

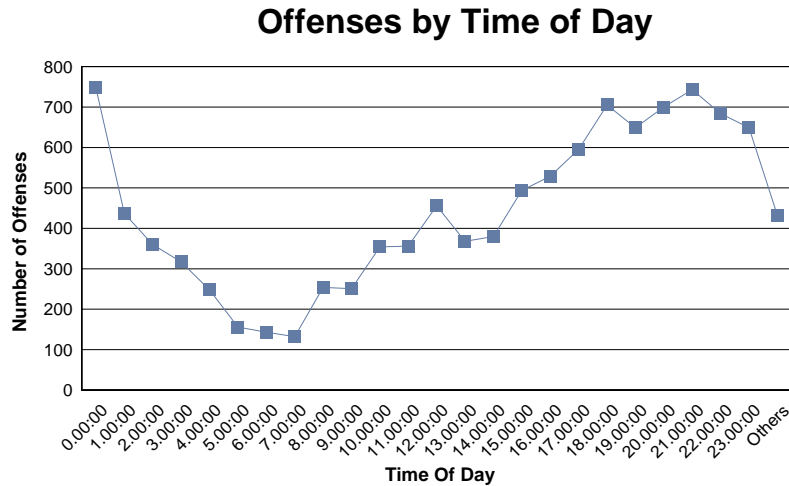
***Committing either sexual assault or sexual abuse...;***

***Holding, confining detaining or abducting another person against that person’s will.”***

The following reports summarize the information on Domestic Violence in West Virginia as reported to law enforcement during 2008.

# Domestic Violence

## 2008 Offenses and Time of Day



	0:00:00	1:00:00	2:00:00	3:00:00	4:00:00	5:00:00	6:00:00	7:00:00	8:00:00	9:00:00	10:00:00	11:00:00	12:00:00	13:00:00	14:00:00	15:00:00	16:00:00	17:00:00	18:00:00	19:00:00	20:00:00	21:00:00	22:00:00	23:00:00	Others	Total
Aggravated Assault	74	41	24	26	22	17	7	16	21	25	37	38	45	37	39	41	41	58	61	53	88	76	56	70	23	1,036
Forcible Fondling	33	4	0	1	0	3	1	0	8	6	5	4	7	5	6	7	11	2	6	6	6	5	4	5	6	141
Forcible Rape	21	2	2	1	0	1	1	0	6	1	10	0	4	0	0	7	4	2	2	7	7	5	5	0	6	94
Forcible Sodomy	4	1	1	1	0	0	0	0	0	0	0	1	0	2	1	0	2	0	1	1	3	0	1	0	2	21
Incest	1	0	0	1	0	0	0	1	1	0	1	0	0	0	2	0	0	1	0	1	0	0	1	0	0	10
Intimidation	95	51	40	28	17	17	13	19	49	42	57	43	72	61	56	60	72	83	104	77	81	101	95	89	38	1,460
Kidnaping/Abduction	3	0	0	1	0	1	0	0	1	1	3	1	0	2	3	0	5	0	4	1	3	0	2	2	2	35
Murder and Nonnegligent	2	2	0	0	0	0	0	2	2	2	1	0	0	0	6	1	2	2	0	0	1	1	0	0	0	24
Negligent Manslaughter	0	0	0	0	0	0	0	0	0	0	0	0	0	0	3	0	0	0	0	0	0	0	0	0	0	3
Sexual Assault With An Object	8	1	2	1	3	2	0	3	3	1	1	0	9	1	4	2	6	5	3	0	2	1	2	3	5	68
Simple Assault	499	335	291	256	206	115	121	91	163	172	239	269	319	260	259	376	384	442	524	503	508	553	516	479	349	8,229
Statutory Rape	8	0	0	1	0	0	0	0	0	1	0	0	0	0	1	0	2	0	0	0	1	1	2	1	2	20
<b>Total</b>	<b>748</b>	<b>437</b>	<b>360</b>	<b>317</b>	<b>248</b>	<b>156</b>	<b>143</b>	<b>132</b>	<b>254</b>	<b>251</b>	<b>354</b>	<b>356</b>	<b>456</b>	<b>368</b>	<b>380</b>	<b>494</b>	<b>529</b>	<b>595</b>	<b>705</b>	<b>649</b>	<b>700</b>	<b>743</b>	<b>684</b>	<b>649</b>	<b>433</b>	<b>11,141</b>

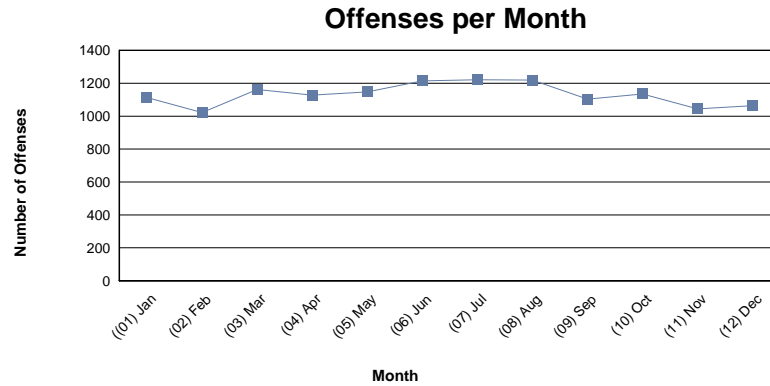
### NOTE

An INCIDENT (or investigation) may involve more than one offense. This explains why domestic violence totals vary in different reports.

Times are listed in military time. Offenses that did not have a time reported were not included in this report.

# Offenses and Incident Month

## 2008 Domestic Violence



	((01) Jan	(02) Feb	(03) Mar	(04) Apr	(05) May	(06) Jun	(07) Jul	(08) Aug	(09) Sep	(10) Oct	(11) Nov	(12) Dec	<b>Total</b>
Aggravated Assault	128	96	127	104	110	108	123	149	137	145	98	110	1,435
Forcible Fondling	40	15	20	23	16	12	12	21	8	17	12	14	210
Forcible Rape	12	9	12	17	4	12	5	8	11	6	13	4	113
Forcible Sodomy	5	4	1	6	0	2	1	2	2	3	2	2	30
Incest	6	0	4	2	3	0	2	0	2	3	1	0	23
Intimidation	160	151	135	150	149	166	154	153	116	164	138	113	1,749
Kidnaping/Abduction	12	8	8	2	4	6	4	9	3	1	12	2	71
Murder and Nonnegligent Manslaughter	0	3	1	0	3	0	5	9	0	2	3	5	31
Negligent Manslaughter	0	0	0	0	0	0	0	0	0	3	0	0	3
Sexual Assault With An Object	13	1	6	12	9	14	5	4	7	8	5	7	91
Simple Assault	729	734	847	808	847	893	906	862	817	783	759	804	9,789
Statutory Rape	8	1	1	4	2	1	4	2	1	0	1	3	28
<b>Total</b>	<b>1,113</b>	<b>1,022</b>	<b>1,162</b>	<b>1,128</b>	<b>1,147</b>	<b>1,214</b>	<b>1,221</b>	<b>1,219</b>	<b>1,104</b>	<b>1,135</b>	<b>1,044</b>	<b>1,064</b>	<b>13,573</b>

**NOTE**

An INCIDENT (or investigation) may involve more than one offense. This explains the difference in domestic violence totals in different reports.

# Offenses and Victim to Offender Relationships

## 2008 Domestic Violence

	Child of Intimate Partner	Estranged Spouse	Homosexual Relationship	Intimate Partner	Other Household Member	Victim was Boyfriend/Girlfriend	Victim was Child	Victim was Common-Law Spouse	Victim was Ex-Spouse	Victim was Grandchild	Victim was Grandparent	Victim was Inlaw	Victim was Other Family Member	Victim was Parent	Victim was Sibling (Brother or Sister)	Victim was Spouse	Victim was Stepchild	Victim was Stepparent	Victim was Stepsibling (Stepbrother or Stepsister)	Total
Aggravated Assault	17	11	5	218	32	92	297	80	19	6	8	23	96	90	76	208	31	21	4	1,334
Forcible Fondling	3	1	0	2	18	3	57	0	0	15	0	3	42	0	11	2	16	2	7	182
Forcible Rape	1	3	0	23	12	8	9	3	1	4	0	2	20	0	4	5	7	0	1	103
Forcible Sodomy	1	1	2	3	1	2	7	1	1	1	0	0	7	0	1	2	0	0	0	30
Incest	0	0	0	0	1	0	10	0	0	0	0	0	3	1	1	0	3	0	0	19
Intimidation	6	101	9	272	22	211	62	131	91	2	12	37	71	139	76	352	10	15	4	1,623
Kidnaping/Abduction	0	3	0	12	0	3	31	3	5	1	0	0	0	4	0	5	0	0	0	67
Murder and Nonnegligent Manslaughter	0	2	0	4	1	1	6	2	2	0	0	0	2	3	0	6	0	0	0	29

	Child of Intimate Partner	Estranged Spouse	Homosexual Relationship	Intimate Partner	Other Household Member	Victim was Boyfriend/Girlfriend	Victim was Child	Victim was Common-Law Spouse	Victim was Ex-Spouse	Victim was Grandchild	Victim was Grandparent	Victim was Inlaw	Victim was Other Family Member	Victim was Parent	Victim was Sibling (Brother or Sister)	Victim was Spouse	Victim was Stepchild	Victim was Stepparent	Victim was Stepsibling (Stepbrother or Stepsister)	Total
Negligent Manslaughter	0	0	0	1	0	0	0	0	0	0	0	0	0	0	1	0	0	1	0	3
Sexual Assault With An Object	9	0	1	14	9	5	17	1	2	4	0	1	10	0	1	2	3	2	5	86
Simple Assault	50	193	66	2,275	217	1,049	473	780	207	14	65	174	467	851	522	1,946	142	88	26	9,605
Statutory Rape	3	0	0	5	2	6	0	0	0	1	0	1	2	0	0	0	0	1	2	23
<b>Total</b>	90	315	83	2,829	315	1,380	969	1,001	328	48	85	241	720	1,088	693	2,528	212	130	49	13,104

**NOTE**

This report lists offenses. An INCIDENT may contain more than one offense. This explains differences in domestic violence totals in various reports.



# Victim/Offender Relationship and Weapon Used During Offense

## 2008 Domestic Violence

	Asphyxiation (by Drowning, Strangulation)	Blunt Object (Club, Hammer, etc.)	Drugs/Narcotics/Sleeping Pills	Fire/Incendiary Device	Firearm - Automatic (Type Not Stated)	Firearm (Type Not Stated)	Handgun	Handgun - Automatic	Knife/Cutting Instrument (Icepick, etc.)	Motor Vehicle (When Used as Weapon)	None	Other	Other Firearm	Personal Weapons (Hands, Feet, etc.)	Rifle	Rifle - Automatic	Shotgun	Unknown	Total
Child of Intimate Partner	0	3	0	0	0	0	1	0	5	0	4	8	0	60	0	0	0	2	83
Estranged Spouse	0	1	1	0	0	0	1	0	3	0	36	14	0	148	1	0	3	10	218
Homosexual Relationship	0	0	0	0	0	0	0	0	2	1	7	3	0	58	0	0	0	3	74
Intimate Partner	0	31	0	0	0	10	20	0	50	5	257	207	0	1,934	3	2	3	123	2,645
Other Household Member	0	9	0	0	0	1	0	0	7	0	19	19	0	244	1	0	0	9	309
Victim was Boyfriend/Girlfriend	0	2	0	0	0	1	4	0	19	3	109	44	1	949	2	0	2	38	1,174
Victim was Child	0	7	20	1	0	3	9	0	4	5	122	110	2	579	4	1	11	50	928
Victim was Common-Law Spouse	0	10	0	1	0	1	6	0	14	2	87	59	0	685	3	1	3	21	893

	Asphyxiation (by Drowning, Strangulation)	Blunt Object (Club, Hammer, etc.)	Drugs/Narcotics/Sleeping Pills	Fire/Incendiary Device	Firearm - Automatic (Type Not Stated)	Firearm (Type Not Stated)	Handgun	Handgun - Automatic	Knife/Cutting Instrument (Icepick, etc.)	Motor Vehicle (When Used as Weapon)	None	Other	Other Firearm	Personal Weapons (Hands, Feet, etc.)	Rifle	Rifle - Automatic	Shotgun	Unknown	Total
Victim was Ex-Spouse	1	3	0	0	0	1	7	1	2	0	34	17	0	167	1	0	2	11	247
Victim was Grandchild	0	0	0	0	0	0	0	0	0	0	5	2	0	37	0	0	0	3	47
Victim was Grandparent	0	0	0	0	0	0	0	0	4	0	9	10	0	50	0	0	0	3	76
Victim was Inlaw	0	4	0	0	0	0	2	0	2	2	15	17	0	160	0	0	5	4	211
Victim was Other Family Member	0	11	5	0	1	1	12	0	19	2	52	52	0	454	4	0	2	45	660
Victim was Parent	0	12	0	1	0	1	5	0	26	0	104	75	0	697	2	0	3	40	966
Victim was Sibling (Brother or Sister)	0	7	0	0	0	2	13	1	15	2	38	49	0	488	0	0	2	20	637
Victim was Spouse	0	18	1	2	0	1	19	2	44	8	270	178	1	1,604	4	0	12	67	2,231
Victim was Stepchild	0	5	1	0	0	0	0	0	2	4	19	19	0	151	1	0	1	7	210
Victim was Stepparent	0	1	0	0	0	0	0	1	2	1	4	6	0	89	0	0	3	9	116
Victim was Stepsibling (Stepbrother or Stepsister)	0	1	0	0	0	0	0	0	0	1	5	7	0	28	0	0	0	2	44
<b>Total</b>	<b>1</b>	<b>125</b>	<b>28</b>	<b>5</b>	<b>1</b>	<b>22</b>	<b>99</b>	<b>5</b>	<b>220</b>	<b>36</b>	<b>1196</b>	<b>896</b>	<b>4</b>	<b>8582</b>	<b>26</b>	<b>4</b>	<b>52</b>	<b>467</b>	<b>11,769</b>

# Victim Offense/Age and Characteristics

## 2008 Domestic Violence

Offense	Age Group	Victim Sex			Victim Race					Victim Ethnicity			Victim Resident Status		
		Male	Female	Unk	White	Black	Asian	Indian	Unk	Hispanic	NonHisp.	Unk	Resident	NonResident	Unk
Aggravated Assault	'00' - Unknown	14	26	2	36	1	0	0	5	0	35	7	33	5	3
	10 and Under	150	105	3	215	29	0	0	14	0	214	44	230	17	6
	11 - 12	14	11	0	20	3	0	0	2	0	22	3	24	1	0
	13 - 14	19	18	0	36	1	0	0	0	0	37	0	34	3	0
	15	6	7	0	11	1	0	0	1	0	12	1	13	0	0
	16	5	14	0	18	0	0	0	1	0	12	6	19	0	0
	17	8	21	0	27	2	0	0	0	0	27	2	26	3	0
	18	12	13	0	22	3	0	0	0	0	23	2	21	2	0
	19	8	18	0	23	2	0	0	1	0	24	2	22	2	1
	20	7	20	0	25	2	0	0	0	0	27	0	25	1	0
	21	5	15	0	20	0	0	0	0	1	18	1	18	2	0
	22	13	22	0	30	3	0	0	2	0	32	3	26	5	0
	23	12	20	0	28	4	0	0	0	0	29	3	27	4	0
	24	12	19	0	31	0	0	0	0	0	28	3	26	2	0
	25 - 29	46	100	0	134	10	1	0	1	1	131	14	131	8	1
	30 - 34	39	92	0	117	11	2	0	1	2	125	2	116	6	2
	35 - 39	36	82	0	111	6	1	0	0	1	112	5	101	12	0
	40 - 44	41	72	0	99	14	0	0	0	0	108	5	103	4	1
	45 - 49	38	61	0	87	10	0	1	1	0	98	1	88	6	0
	50 - 54	15	28	0	42	1	0	0	0	0	41	1	42	0	0
55 - 59	17	8	0	23	2	0	0	0	0	22	3	23	0	0	
60 - 64	12	7	0	18	1	0	0	0	0	18	1	18	1	0	
65 and Over	22	13	0	33	1	0	0	1	0	34	1	32	1	1	
Forcible Fondling	'00' - Unknown	0	3	0	2	0	0	0	1	0	2	1	2	0	1
	10 and Under	42	90	0	126	5	0	0	1	1	119	12	110	14	1
	11 - 12	1	13	0	12	1	0	0	1	0	10	4	12	2	0
	13 - 14	2	13	0	14	0	0	0	1	0	13	2	14	1	0
	15	1	5	0	6	0	0	0	0	0	6	0	4	1	0
	16	1	5	0	6	0	0	0	0	1	2	3	4	2	0
	17	0	5	0	5	0	0	0	0	0	5	0	2	3	0
	18	0	4	0	4	0	0	0	0	0	4	0	4	0	0
	19	0	1	0	1	0	0	0	0	0	1	0	1	0	0
	20	0	1	0	1	0	0	0	0	0	1	0	1	0	0
	22	0	5	0	5	0	0	0	0	0	4	1	4	0	0
	25 - 29	0	5	0	5	0	0	0	0	0	5	0	2	3	0

# Victim Offense/Age and Characteristics

## 2008 Domestic Violence

Offense	Age Group	Victim Sex			Victim Race					Victim Ethnicity			Victim Resident Status		
		Male	Female	Unk	White	Black	Asian	Indian	Unk	Hispanic	NonHisp.	Unk	Resident	NonResident	Unk
Forcible Rape	30 - 34	0	1	0	0	0	0	0	1	0	1	0	1	0	0
	35 - 39	0	2	0	2	0	0	0	0	0	2	0	2	0	0
	50 - 54	1	0	0	1	0	0	0	0	0	1	0	1	0	0
	55 - 59	0	1	0	1	0	0	0	0	0	1	0	1	0	0
	60 - 64	0	1	0	1	0	0	0	0	0	1	0	1	0	0
	65 and Over	0	1	0	1	0	0	0	0	0	1	0	1	0	0
	'00' - Unknown	0	2	0	0	0	0	0	2	0	0	2	0	0	2
	10 and Under	0	27	0	22	3	0	0	2	0	26	1	19	4	2
	11 - 12	0	6	0	6	0	0	0	0	0	6	0	4	0	0
	13 - 14	2	14	0	15	1	0	0	0	0	16	0	14	2	0
Forcible Sodomy	15	0	11	0	11	0	0	0	0	11	0	8	0	0	
	16	0	5	0	5	0	0	0	0	5	0	4	0	1	
	17	0	3	0	3	0	0	0	0	3	0	2	0	0	
	18	0	2	0	2	0	0	0	0	2	0	1	1	0	
	19	0	3	0	2	1	0	0	0	3	0	1	1	0	
	20	0	1	0	1	0	0	0	0	1	0	1	0	0	
	21	0	1	0	1	0	0	0	0	1	0	1	0	0	
	22	0	1	0	1	0	0	0	0	1	0	1	0	0	
	23	0	2	0	2	0	0	0	0	2	0	2	0	0	
	24	0	5	0	5	0	0	0	0	5	0	4	0	0	
	25 - 29	0	3	0	3	0	0	0	0	3	0	3	0	0	
	30 - 34	0	6	0	5	1	0	0	0	6	0	4	2	0	
	35 - 39	0	4	0	4	0	0	0	0	3	1	3	0	0	
	40 - 44	0	6	0	6	0	0	0	0	4	2	4	1	0	
	45 - 49	0	2	0	2	0	0	0	0	2	0	2	0	0	
	50 - 54	0	1	0	1	0	0	0	0	0	1	1	0	0	
	10 and Under	10	3	0	12	1	0	0	0	13	0	9	2	0	
	15	2	0	0	2	0	0	0	0	2	0	1	0	0	
	18	1	0	0	1	0	0	0	0	1	0	0	1	0	
19	1	2	0	2	1	0	0	0	3	0	2	0	0		
22	0	2	0	2	0	0	0	0	2	0	2	0	0		
24	0	1	0	1	0	0	0	0	1	0	1	0	0		
25 - 29	1	1	0	2	0	0	0	0	2	0	2	0	0		
30 - 34	0	2	0	2	0	0	0	0	1	1	2	0	0		
40 - 44	0	1	0	1	0	0	0	0	1	0	1	0	0		

# Victim Offense/Age and Characteristics

## 2008 Domestic Violence

Offense	Age Group	Victim Sex			Victim Race					Victim Ethnicity			Victim Resident Status		
		Male	Female	Unk	White	Black	Asian	Indian	Unk	Hispanic	NonHisp.	Unk	Resident	NonResident	Unk
Incest	45 - 49	0	1	0	1	0	0	0	0	0	1	0	1	0	0
	50 - 54	0	1	0	1	0	0	0	0	0	1	0	1	0	0
	65 and Over	0	1	0	1	0	0	0	0	0	1	0	1	0	0
	'00' - Unknown	0	2	0	2	0	0	0	0	0	2	0	2	0	0
	10 and Under	0	1	0	1	0	0	0	0	0	1	0	0	1	0
	11 - 12	0	1	0	1	0	0	0	0	0	0	1	1	0	0
	13 - 14	0	4	0	4	0	0	0	0	0	4	0	4	0	0
	15	0	2	0	2	0	0	0	0	0	2	0	2	0	0
	17	2	2	0	3	1	0	0	0	0	4	0	4	0	0
	20	1	3	0	3	1	0	0	0	0	4	0	4	0	0
Intimidation	23	0	1	0	1	0	0	0	0	1	0	1	1	0	0
	25 - 29	0	1	0	1	0	0	0	0	1	0	1	1	0	0
	45 - 49	1	0	0	1	0	0	0	0	0	1	0	1	0	0
	60 - 64	0	1	0	1	0	0	0	0	0	1	0	1	0	0
	'00' - Unknown	10	43	1	43	1	0	0	10	0	35	19	42	2	5
	10 and Under	8	8	0	15	1	0	0	0	0	16	0	12	4	0
	11 - 12	4	1	0	5	0	0	0	0	0	5	0	5	0	0
	13 - 14	3	9	0	12	0	0	0	0	0	12	0	12	0	0
	15	3	9	0	12	0	0	0	0	0	12	0	12	0	0
	16	3	11	0	11	2	0	0	1	0	14	0	13	1	0
	17	5	13	0	16	2	0	0	0	0	18	0	18	0	0
	18	6	31	0	35	1	0	0	1	0	35	2	31	5	1
	19	5	58	0	59	1	0	1	2	0	56	7	59	2	1
	20	6	36	0	41	1	0	0	0	1	40	1	37	5	0
	21	8	27	0	34	1	0	0	0	0	32	3	32	2	1
	22	10	44	0	48	5	0	0	1	0	51	3	52	2	0
	23	4	49	0	50	3	0	0	0	0	50	3	48	5	0
24	9	47	0	52	3	0	0	1	0	56	0	48	6	0	
25 - 29	48	196	1	232	11	0	0	2	0	232	13	218	23	1	
30 - 34	27	179	0	194	9	0	0	3	0	188	18	188	11	2	
35 - 39	43	162	0	197	6	0	1	1	2	188	14	192	13	0	
40 - 44	39	122	2	149	10	2	0	2	0	154	9	152	7	2	
45 - 49	38	94	0	116	14	0	0	2	1	123	8	125	7	0	
50 - 54	28	49	0	76	1	0	0	0	0	71	6	71	4	0	
55 - 59	19	30	0	45	4	0	0	0	0	47	2	45	3	0	

# Victim Offense/Age and Characteristics

## 2008 Domestic Violence

Offense	Age Group	Victim Sex			Victim Race					Victim Ethnicity			Victim Resident Status		
		Male	Female	Unk	White	Black	Asian	Indian	Unk	Hispanic	NonHisp.	Unk	Resident	NonResident	Unk
Kidnaping/Abduction	60 - 64	22	20	0	40	2	0	0	0	0	37	5	39	2	0
	65 and Over	13	25	0	34	4	0	0	0	0	37	1	36	2	0
	'00' - Unknown	2	2	0	3	0	0	0	1	0	3	1	3	1	0
	10 and Under	13	11	0	21	3	0	0	0	0	19	5	15	8	0
	11 - 12	3	1	0	4	0	0	0	0	0	4	0	3	1	0
	13 - 14	1	0	0	1	0	0	0	0	0	1	0	1	0	0
	15	1	0	0	1	0	0	0	0	0	0	1	1	0	0
	17	0	1	0	1	0	0	0	0	0	0	1	1	0	0
	19	0	1	0	1	0	0	0	0	0	1	0	1	0	0
	20	0	1	0	1	0	0	0	0	0	1	0	1	0	0
	21	0	1	0	0	0	0	0	1	0	0	1	1	0	0
	22	0	3	0	3	0	0	0	0	0	3	0	3	0	0
	24	0	3	0	3	0	0	0	0	0	3	0	3	0	0
	25 - 29	1	6	0	7	0	0	0	0	0	7	0	4	2	0
	30 - 34	1	3	0	4	0	0	0	0	0	4	0	3	1	0
	35 - 39	1	2	0	3	0	0	0	0	0	3	0	3	0	0
	40 - 44	0	4	0	4	0	0	0	0	0	4	0	2	0	0
	45 - 49	2	2	0	4	0	0	0	0	0	3	1	2	1	0
	65 and Over	0	1	0	1	0	0	0	0	0	1	0	1	0	0
Murder and Nonnegligent Manslaughter	'00' - Unknown	2	1	0	3	0	0	0	0	0	3	0	3	0	0
	10 and Under	3	0	0	3	0	0	0	0	0	3	0	3	0	0
	15	1	0	0	1	0	0	0	0	0	0	1	1	0	0
	19	0	2	0	0	2	0	0	0	0	2	0	2	0	0
	23	0	1	0	1	0	0	0	0	0	1	0	1	0	0
	24	0	1	0	1	0	0	0	0	0	1	0	1	0	0
	25 - 29	0	3	0	3	0	0	0	0	0	1	2	3	0	0
	30 - 34	0	1	0	1	0	0	0	0	0	1	0	1	0	0
	35 - 39	1	1	0	2	0	0	0	0	0	2	0	2	0	0
	40 - 44	0	3	0	3	0	0	0	0	0	3	0	1	2	0
	50 - 54	0	3	0	3	0	0	0	0	0	2	1	2	0	0
	55 - 59	0	2	0	2	0	0	0	0	0	2	0	1	0	0
	65 and Over	3	1	0	4	0	0	0	0	0	4	0	4	0	0
Negligent Manslaughter	22	0	3	0	3	0	0	0	0	0	3	0	3	0	0
Sexual Assault With An Object															

# Victim Offense/Age and Characteristics

## 2008 Domestic Violence

Offense	Age Group	Victim Sex			Victim Race					Victim Ethnicity			Victim Resident Status			
		Male	Female	Unk	White	Black	Asian	Indian	Unk	Hispanic	NonHisp.	Unk	Resident	NonResident	Unk	
Simple Assault	10 and Under	8	31	0	34	2	0	0	3	0	29	10	30	4	1	
	13 - 14	1	5	1	6	0	0	0	1	0	4	3	5	1	1	
	15	0	9	0	9	0	0	0	0	0	7	2	7	1	0	
	16	2	2	0	4	0	0	0	0	0	3	1	4	0	0	
	17	1	2	0	3	0	0	0	0	0	3	0	2	1	0	
	18	0	3	0	3	0	0	0	0	0	3	0	3	0	0	
	19	0	1	0	1	0	0	0	0	0	1	0	1	0	0	
	20	0	1	0	1	0	0	0	0	0	0	1	1	0	0	
	21	0	1	0	1	0	0	0	0	0	1	0				
	22	0	1	0	1	0	0	0	0	0	1	0	1	0	0	
	24	0	1	0	1	0	0	0	0	0	1	0	1	0	0	
	25 - 29	0	6	0	6	0	0	0	0	0	6	0	6	0	0	
	30 - 34	0	1	0	1	0	0	0	0	0	0	1	1	0	0	
	35 - 39	0	1	0	1	0	0	0	0	0	0	1	1	0	0	
	45 - 49	0	1	0	1	0	0	0	0	0	1	0	1	0	0	
	50 - 54	0	8	0	8	0	0	0	0	0	8	0	8	0	0	
		'00' - Unknown	39	83	0	100	5	0	0	17	0	83	39	89	5	12
		10 and Under	80	69	1	139	9	0	0	2	1	126	23	112	18	3
		11 - 12	31	34	0	56	8	0	0	1	0	56	9	58	1	0
		13 - 14	42	66	0	97	10	0	0	1	0	97	11	101	2	0
	15	41	49	0	73	17	0	0	0	0	85	5	81	3	0	
	16	40	89	0	117	10	1	0	1	3	113	13	110	9	0	
	17	30	131	0	150	8	0	0	3	1	135	25	136	11	2	
	18	49	201	0	216	30	0	0	4	1	212	36	205	21	0	
	19	57	279	0	304	26	1	0	5	1	293	42	273	32	1	
	20	58	256	0	279	33	0	0	2	1	278	35	257	29	1	
	21	62	290	1	323	25	0	0	5	2	311	40	285	23	5	
	22	65	250	0	289	21	0	0	5	1	275	39	252	29	1	
	23	64	273	0	313	20	0	0	4	0	294	43	268	35	3	
	24	47	253	0	264	36	0	0	0	1	258	41	254	21	4	
	25 - 29	344	1,239	0	1,438	124	9	0	12	8	1,362	212	1,306	129	9	
	30 - 34	252	1,038	1	1,185	87	4	2	13	11	1,142	136	1,110	82	5	
	35 - 39	239	869	0	1,032	58	3	0	15	6	960	141	940	72	9	
	40 - 44	227	687	0	848	54	1	0	11	8	773	132	781	56	3	
	45 - 49	206	477	0	633	45	3	0	2	1	609	73	591	34	3	
	50 - 54	139	302	2	406	32	1	0	4	1	382	60	375	32	1	
	55 - 59	97	167	1	243	19	1	0	2	0	231	34	232	14	3	

# Victim Offense/Age and Characteristics

## 2008 Domestic Violence

Offense	Age Group	Victim Sex			Victim Race					Victim Ethnicity			Victim Resident Status			
		Male	Female	Unk	White	Black	Asian	Indian	Unk	Hispanic	NonHisp.	Unk	Resident	NonResident	Unk	
Statutory Rape	60 - 64	52	78	0	121	9	0	0	0	0	113	17	110	4	0	
	65 and Over	85	116	0	191	5	0	0	5	0	176	25	173	9	1	
	10 and Under	0	3	0	2	0	0	0	1	0	2	1	2	0	1	
	11 - 12	0	4	0	4	0	0	0	0	0	4	0	3	1	0	
	13 - 14	1	8	0	9	0	0	0	0	0	9	0	6	2	0	
	15	1	7	0	7	0	0	0	1	0	8	0	6	2	0	
	17	0	2	0	2	0	0	0	0	1	1	0	2	0	0	
	<b>Total</b>		<b>3,376</b>	<b>9,807</b>	<b>16</b>	<b>12,074</b>	<b>903</b>	<b>30</b>	<b>5</b>	<b>187</b>	<b>59</b>	<b>11,608</b>	<b>1,521</b>	<b>11,239</b>	<b>931</b>	<b>104</b>

**NOTE**

This report lists offenses. An INCIDENT may contain more than one offense. This explains difference in domestic violence totals in various reports.



# Domestic Violence

## 2008

	Total Investigations	Is the Complainant the Victim?	Repeat Complainants	How many previous calls?	Extent of Abuse				Action Taken			Average Response Time in minutes	Total Time Involved in hours
					Simple Assaults	Aggravated Assaults	Homicides	Other	Arrest	Referral	Other		
<b>Barbour County</b>													
Barbour Co SO	1	0	0	0	0	0	0	1	0	1	0	5	60
Belington PD	10	10	2	10	9	0	0	1	2	8	0	2	20
Philippi PD	13	11	4	14	15	1	1	0	15	4	2	6	64
Philippi SP	41	48	14	26	26	15	0	18	16	11	34	18	106
<b>TOTAL for Barbour County</b>	<b>65</b>	<b>69</b>	<b>20</b>	<b>50</b>	<b>50</b>	<b>16</b>	<b>1</b>	<b>20</b>	<b>33</b>	<b>24</b>	<b>36</b>	<b>13</b>	<b>250</b>
<b>Berkeley County</b>													
Berkeley Co SO	319	390	109	238	448	10	0	32	311	107	96	14	618
Martinsburg PD	179	200	94	237	180	45	0	32	209	5	45	4	307
Martinsburg SP	211	271	121	415	188	49	1	76	188	87	59	15	588
<b>TOTAL for Berkeley County</b>	<b>709</b>	<b>861</b>	<b>324</b>	<b>890</b>	<b>816</b>	<b>104</b>	<b>1</b>	<b>140</b>	<b>708</b>	<b>199</b>	<b>200</b>	<b>11</b>	<b>1,513</b>
<b>Boone County</b>													
Boone Co SO	22	22	0	2	8	7	0	7	6	16	0	18	39

	Total Investigations	Is the Complainant the Victim?	Repeat Complainants	How many previous calls?	Extent of Abuse				Action Taken			Average Response Time in minutes	Total Time Involved in hours
					Simple Assaults	Aggravated Assaults	Homicides	Other	Arrest	Referral	Other		
<b>Madison PD</b>	1	2	0	0	0	1	0	1	2	0	0	230	230
<b>Danville PD</b>	2	2	1	1	2	0	0	0	1	0	1	59	116
<b>Danville SP</b>	74	71	25	74	45	9	0	25	24	14	41	14	85
<b>Whitesville SP</b>	17	17	8	10	15	1	0	7	10	9	4	17	71
<b>TOTAL for Boone County</b>	<b>116</b>	<b>114</b>	<b>34</b>	<b>87</b>	<b>70</b>	<b>18</b>	<b>0</b>	<b>40</b>	<b>43</b>	<b>39</b>	<b>46</b>	<b>18</b>	<b>541</b>
<b>Braxton County</b>													
<b>Braxton Co SO</b>	22	27	0	0	6	16	0	6	23	1	4	16	58
<b>Sutton SP</b>	35	31	17	91	20	13	0	14	41	1	5	305	93
<b>TOTAL for Braxton County</b>	<b>57</b>	<b>58</b>	<b>17</b>	<b>91</b>	<b>26</b>	<b>29</b>	<b>0</b>	<b>20</b>	<b>64</b>	<b>2</b>	<b>9</b>	<b>193</b>	<b>151</b>
<b>Brooke County</b>													
<b>Brooke Co SO</b>	45	56	31	43	39	3	0	14	23	13	28	17	37
<b>Follansbee PD</b>	12	8	1	1	7	2	0	7	8	3	7	2	22
<b>Wellsburg PD</b>	9	11	4	7	7	0	0	4	4	1	6	5	24
<b>Bethany PD</b>	1	1	0	0	0	0	0	1	0	1	0	10	20
<b>Wellsburg SP</b>	6	3	0	4	2	1	0	3	1	0	5	35	9
<b>TOTAL for Brooke County</b>	<b>73</b>	<b>79</b>	<b>36</b>	<b>55</b>	<b>55</b>	<b>6</b>	<b>0</b>	<b>29</b>	<b>36</b>	<b>18</b>	<b>46</b>	<b>15</b>	<b>112</b>
<b>CABELL County</b>													
<b>Cabell CO SO</b>	195	283	8	8	253	8	0	63	91	0	233	25	483

	Total Investigations	Is the Complainant the Victim?	Repeat Complainants	How many previous calls?	Extent of Abuse				Action Taken			Average Response Time in minutes	Total Time Involved in hours
					Simple Assaults	Aggravated Assaults	Homicides	Other	Arrest	Referral	Other		
<b>Barboursville PD</b>	26	40	7	8	35	12	0	3	14	43	11	64	65
<b>Huntington PD</b>	438	466	14	48	426	20	2	24	173	14	285	11	693
<b>Milton PD</b>	5	5	0	5	4	0	0	1	3	2	0	2	12
<b>Marshall Univ Police</b>	2	5	1	1	4	0	0	1	4	1	0	3	17
<b>Huntington SP</b>	134	120	49	150	140	3	0	22	83	39	43	10	194
<b>TOTAL for Cabell County</b>	<b>800</b>	<b>919</b>	<b>79</b>	<b>220</b>	<b>862</b>	<b>43</b>	<b>2</b>	<b>114</b>	<b>368</b>	<b>99</b>	<b>572</b>	<b>16</b>	<b>1,464</b>
<b>Calhoun County</b>													
<b>Grantsville SP</b>	28	32	9	24	30	4	0	13	8	29	12	37	140
<b>TOTAL for Calhoun County</b>	<b>28</b>	<b>32</b>	<b>9</b>	<b>24</b>	<b>30</b>	<b>4</b>	<b>0</b>	<b>13</b>	<b>8</b>	<b>29</b>	<b>12</b>	<b>37</b>	<b>140</b>
<b>Clay County</b>													
<b>Clay SP</b>	19	13	6	16	10	0	0	9	3	6	12	26	45
<b>TOTAL for Clay County</b>	<b>19</b>	<b>13</b>	<b>6</b>	<b>16</b>	<b>10</b>	<b>0</b>	<b>0</b>	<b>9</b>	<b>3</b>	<b>6</b>	<b>12</b>	<b>26</b>	<b>45</b>
<b>Doddridge County</b>													
<b>Doddridge Co SO</b>	14	15	0	15	7	0	0	8	0	14	1	2	36
<b>West Union SP</b>	14	14	4	20	5	2	0	7	8	6	0	15	63
<b>TOTAL for Doddridge County</b>	<b>28</b>	<b>29</b>	<b>4</b>	<b>35</b>	<b>12</b>	<b>2</b>	<b>0</b>	<b>15</b>	<b>8</b>	<b>20</b>	<b>1</b>	<b>9</b>	<b>99</b>
<b>Fayette County</b>													
<b>Fayette Co SO</b>	128	123	23	35	105	12	2	40	81	8	70	20	227
<b>Ansted PD</b>	2	2	0	0	1	1	0	0	0	1	1	8	3

	Total Investigations	Is the Complainant the Victim?	Repeat Complainants	How many previous calls?	Extent of Abuse				Action Taken			Average Response Time in minutes	Total Time Involved in hours
					Simple Assaults	Aggravated Assaults	Homicides	Other	Arrest	Referral	Other		
Fayetteville PD	3	7	0	0	1	0	0	6	3	0	4	6	3
Montgomery PD	4	3	1	6	4	0	0	0	3	0	1	5	385
Oak Hill PD	48	59	2	0	47	5	0	7	32	1	26	8	50
Gauley Bridge PD	2	2	1	1	2	0	0	0	2	0	0	6	42
Gauley Bridge SP	8	8	3	5	8	0	0	2	4	4	2	12	24
Oak Hill SP	27	22	17	50	23	2	0	10	13	9	13	14	116
<b>TOTAL for Fayette County</b>	<b>222</b>	<b>226</b>	<b>47</b>	<b>97</b>	<b>191</b>	<b>20</b>	<b>2</b>	<b>65</b>	<b>138</b>	<b>23</b>	<b>117</b>	<b>16</b>	<b>850</b>
<b>Gilmer County</b>													
Gilmer Co SO	2	2	1	4	2	0	0	0	1	0	1	51	630
Glenville PD	2	4	0	0	3	0	0	1	2	0	2	5	320
Glenville SP	27	31	10	16	12	9	0	22	14	22	7	18	85
<b>TOTAL for Gilmer County</b>	<b>31</b>	<b>37</b>	<b>11</b>	<b>20</b>	<b>17</b>	<b>9</b>	<b>0</b>	<b>23</b>	<b>17</b>	<b>22</b>	<b>10</b>	<b>20</b>	<b>1,035</b>
<b>Grant County</b>													
Grant Co SO	1	1	0	0	1	0	0	0	1	0	0	15	2
Petersburg SP	23	27	13	14	22	8	0	12	30	0	12	44	105
<b>TOTAL for Grant County</b>	<b>24</b>	<b>28</b>	<b>13</b>	<b>14</b>	<b>23</b>	<b>8</b>	<b>0</b>	<b>12</b>	<b>31</b>	<b>0</b>	<b>12</b>	<b>43</b>	<b>107</b>
<b>Greenbrier County</b>													
Greenbrier Co SO	26	25	2	2	25	1	0	7	19	4	10	18	6,346

	Total Investigations	Is the Complainant the Victim?	Repeat Complainants	How many previous calls?	Extent of Abuse				Action Taken			Average Response Time in minutes	Total Time Involved in hours
					Simple Assaults	Aggravated Assaults	Homicides	Other	Arrest	Referral	Other		
Lewisburg PD	7	5	0	0	7	0	0	0	2	0	5	2	11
White Sulphur Springs PD	7	5	1	4	7	0	0	1	8	0	0	3	19
Lewisburg SP	45	24	9	58	18	7	0	23	17	15	16	10	109
Rainelle SP	10	8	3	12	6	1	0	3	5	1	4	12	44
<b>TOTAL for Greenbrier County</b>	<b>95</b>	<b>67</b>	<b>15</b>	<b>76</b>	<b>63</b>	<b>9</b>	<b>0</b>	<b>34</b>	<b>51</b>	<b>20</b>	<b>35</b>	<b>12</b>	<b>6,529</b>
<b>Hampshire County</b>													
Hampshire Co SO	68	67	24	58	62	18	0	8	73	4	11	48	2,610
Romney PD	2	1	0	0	2	0	0	0	2	0	0	8	2
Capon Bridge PD	2	2	0	0	1	1	0	0	2	0	0	15	40
Romney SP	66	87	31	73	56	1	0	40	48	14	35	17	241
<b>TOTAL for Hampshire County</b>	<b>138</b>	<b>157</b>	<b>55</b>	<b>131</b>	<b>121</b>	<b>20</b>	<b>0</b>	<b>48</b>	<b>125</b>	<b>18</b>	<b>46</b>	<b>33</b>	<b>2,893</b>
<b>Hancock County</b>													
Hancock Co SO	19	20	12	7	19	0	0	1	8	3	11	14	30
Weirton PD	128	144	32	37	113	7	0	24	46	45	57	7	102
New Cumberland SP	4	1	2	8	1	2	0	1	2	1	1	13	15
<b>TOTAL for Hancock County</b>	<b>151</b>	<b>165</b>	<b>46</b>	<b>52</b>	<b>133</b>	<b>9</b>	<b>0</b>	<b>26</b>	<b>56</b>	<b>49</b>	<b>69</b>	<b>8</b>	<b>147</b>
<b>Hardy County</b>													
Hardy Co SO	13	12	0	0	11	1	0	1	13	0	0	6	25

	Total Investigations	Is the Complainant the Victim?	Repeat Complainants	How many previous calls?	Extent of Abuse				Action Taken			Average Response Time in minutes	Total Time Involved in hours
					Simple Assaults	Aggravated Assaults	Homicides	Other	Arrest	Referral	Other		
<b>Moorefield PD</b>	24	27	10	11	20	1	0	9	15	10	5	14	194
<b>Wardensville PD</b>	2	5	4	12	3	0	0	2	4	1	0	34	27
<b>Moorefield SP</b>	49	73	10	27	48	10	0	27	36	14	35	32	172
<b>TOTAL for Hardy County</b>	<b>87</b>	<b>117</b>	<b>24</b>	<b>50</b>	<b>82</b>	<b>12</b>	<b>0</b>	<b>39</b>	<b>68</b>	<b>25</b>	<b>40</b>	<b>24</b>	<b>418</b>
<b>Harrison County</b>													
<b>Harrison Co SO</b>	116	108	56	98	120	29	0	17	73	76	23	18	927
<b>Bridgeport PD</b>	38	40	6	11	34	13	0	7	25	0	29	21	3
<b>Clarksburg PD</b>	218	235	135	270	242	42	1	26	148	16	147	6	2,584
<b>Salem PD</b>	1	0	0	0	0	0	0	1	0	0	1	1	10
<b>Shinnston PD</b>	17	15	5	24	6	2	0	9	6	6	5	4	1,876
<b>Stonewood PD</b>	4	4	0	4	2	1	0	1	0	4	0	2	9
<b>Nutter Fort PD</b>	5	6	1	1	5	2	0	0	7	0	0	193	644
<b>Bridgeport SP</b>	55	55	14	34	53	2	0	5	14	9	37	25	99
<b>TOTAL for Harrison County</b>	<b>454</b>	<b>463</b>	<b>217</b>	<b>442</b>	<b>462</b>	<b>91</b>	<b>1</b>	<b>66</b>	<b>273</b>	<b>111</b>	<b>242</b>	<b>15</b>	<b>6,152</b>
<b>Jackson County</b>													
<b>Jackson Co SO</b>	76	69	7	50	68	8	0	10	57	5	24	8	2,965
<b>Ravenswood PD</b>	12	12	7	38	10	0	0	2	12	0	0	2	52
<b>Ripley PD</b>	19	18	2	6	13	1	0	5	10	4	5	0	0

	Total Investigations	Is the Complainant the Victim?	Repeat Complainants	How many previous calls?	Extent of Abuse				Action Taken			Average Response Time in minutes	Total Time Involved in hours
					Simple Assaults	Aggravated Assaults	Homicides	Other	Arrest	Referral	Other		
Ripley SP	22	18	9	19	16	1	0	8	10	4	13	10	3,824
<b>TOTAL for Jackson County</b>	<b>129</b>	<b>117</b>	<b>25</b>	<b>113</b>	<b>107</b>	<b>10</b>	<b>0</b>	<b>25</b>	<b>89</b>	<b>13</b>	<b>42</b>	<b>6</b>	<b>6,841</b>
<b>Jefferson County</b>													
Jefferson Co SO	98	90	0	0	94	4	0	8	48	0	58	46	6,315
Charles Town PD	25	24	20	1	25	6	0	1	12	1	19	2,081	41
Ranson PD	62	58	9	53	46	5	0	11	34	20	18	7	149
Harpers Ferry PD	5	4	3	4	2	0	0	3	2	0	3	5	13
Kearneysville SP	77	80	36	75	56	10	0	22	45	15	34	11	142
<b>TOTAL for Jefferson County</b>	<b>267</b>	<b>256</b>	<b>68</b>	<b>133</b>	<b>223</b>	<b>25</b>	<b>0</b>	<b>45</b>	<b>141</b>	<b>36</b>	<b>132</b>	<b>217</b>	<b>6,660</b>
<b>Kanawha County</b>													
Kanawha Co SO	1,157	1,130	414	962	1,451	143	2	178	605	285	900	18	11,904
Charleston PD	766	1,006	339	1,054	766	215	4	271	507	344	427	9	77,643
Dunbar PD	68	83	22	44	86	17	0	9	37	36	39	4	634
Nitro PD	36	49	5	8	41	0	0	12	10	38	9	5	24
St Albans PD	88	89	34	97	82	23	0	12	68	31	18	4	3,684
South Charleston PD	92	90	33	65	105	24	1	41	46	40	85	10	137
Chesapeake PD	3	4	0	0	3	0	0	1	1	0	3	9	42
East Bank PD	1	1	0	1	1	0	0	0	0	1	0	2	2

	Total Investigations	Is the Complainant the Victim?	Repeat Complainants	How many previous calls?	Extent of Abuse				Action Taken			Average Response Time in minutes	Total Time Involved in hours
					Simple Assaults	Aggravated Assaults	Homicides	Other	Arrest	Referral	Other		
<b>WV STATE UNIVERSITY</b>	7	5	2	8	5	1	0	1	4	3	0	3	12
<b>Quincy SP</b>	78	86	88	103	72	9	0	8	55	8	26	17	182
<b>So Charleston SP</b>	144	125	37	240	100	14	0	57	72	25	88	15	222
<b>TOTAL for Kanawha County</b>	<b>2,440</b>	<b>2,668</b>	<b>974</b>	<b>2,582</b>	<b>2,712</b>	<b>446</b>	<b>7</b>	<b>590</b>	<b>1,405</b>	<b>811</b>	<b>1,595</b>	<b>14</b>	<b>94,486</b>
<b>Lewis County</b>													
<b>Lewis Co SO</b>	7	4	2	9	6	0	0	1	6	0	1	12	112
<b>Weston PD</b>	18	0	2	5	16	1	0	2	16	0	3	2	75
<b>Weston SP</b>	46	34	17	34	30	8	1	14	31	9	13	16	144
<b>TOTAL for Lewis County</b>	<b>71</b>	<b>38</b>	<b>21</b>	<b>48</b>	<b>52</b>	<b>9</b>	<b>1</b>	<b>17</b>	<b>53</b>	<b>9</b>	<b>17</b>	<b>12</b>	<b>331</b>
<b>Lincoln County</b>													
<b>Hamlin PD</b>	1	1	0	1	0	0	0	1	0	1	0	2	2
<b>Hamlin SP</b>	99	91	32	81	69	21	2	30	73	12	37	13	212
<b>TOTAL for Lincoln County</b>	<b>100</b>	<b>92</b>	<b>32</b>	<b>82</b>	<b>69</b>	<b>21</b>	<b>2</b>	<b>31</b>	<b>73</b>	<b>13</b>	<b>37</b>	<b>13</b>	<b>214</b>
<b>Logan County</b>													
<b>Logan Co SO</b>	43	42	18	63	35	3	0	7	23	13	9	13	84
<b>Logan PD</b>	34	37	0	43	24	2	0	17	28	0	15	6	1,320
<b>Chapmanville PD</b>	9	9	3	11	3	1	0	7	8	0	3	5	108
<b>Logan SP</b>	257	359	135	335	289	26	2	90	249	30	140	21	605



	Total Investigations	Is the Complainant the Victim?	Repeat Complainants	How many previous calls?	Extent of Abuse				Action Taken			Average Response Time in minutes	Total Time Involved in hours
					Simple Assaults	Aggravated Assaults	Homicides	Other	Arrest	Referral	Other		
<b>TOTAL for Logan County</b>	<b>343</b>	<b>447</b>	<b>156</b>	<b>452</b>	<b>351</b>	<b>32</b>	<b>2</b>	<b>121</b>	<b>308</b>	<b>43</b>	<b>167</b>	<b>18</b>	<b>2,117</b>
<b>Marion County</b>													
Marion Co SO	103	78	57	164	78	11	0	27	64	6	46	164	760
Fairmont PD	102	126	26	26	93	9	0	24	83	30	33	90	401
Mannington PD	9	8	1	7	6	0	0	3	8	0	1	4	284
Rivesville PD	3	3	0	0	3	0	0	0	0	0	3	8	40
Fairmont Campus Police	1	1	0	0	0	0	0	1	0	1	0	0	30
Fairmont SP	25	18	18	34	16	17	0	10	25	6	14	10	179
<b>TOTAL for Marion County</b>	<b>240</b>	<b>234</b>	<b>102</b>	<b>231</b>	<b>196</b>	<b>37</b>	<b>0</b>	<b>65</b>	<b>180</b>	<b>43</b>	<b>97</b>	<b>110</b>	<b>1,694</b>
<b>Marshall County</b>													
Marshall Co SO	112	112	28	49	120	10	0	30	54	28	78	12	190
Benwood PD	4	3	0	1	4	0	0	0	3	0	1	2	15
Glen Dale PD	6	8	5	5	5	0	0	4	2	2	5	2	2
Mc Mechen PD	2	3	0	2	3	0	0	0	3	0	0	5	64
Moundsville PD	59	63	20	59	74	9	0	6	65	8	16	2	211
Moundsville SP	10	9	6	13	4	2	1	3	4	1	5	13	77
<b>TOTAL for Marshall County</b>	<b>193</b>	<b>198</b>	<b>59</b>	<b>129</b>	<b>210</b>	<b>21</b>	<b>1</b>	<b>43</b>	<b>131</b>	<b>39</b>	<b>105</b>	<b>9</b>	<b>559</b>
<b>Mason County</b>													

	Total Investigations	Is the Complainant the Victim?	Repeat Complainants	How many previous calls?	Extent of Abuse				Action Taken			Average Response Time in minutes	Total Time Involved in hours
					Simple Assaults	Aggravated Assaults	Homicides	Other	Arrest	Referral	Other		
<b>Mason Co SO</b>	43	37	8	18	25	5	0	13	14	0	29	13	43
<b>Point Pleasant PD</b>	35	47	9	17	32	4	0	11	29	2	16	4	46
<b>New Haven PD</b>	2	2	0	0	2	0	0	0	2	0	0	0	0
<b>Mason PD</b>	2	2	1	1	2	0	0	0	1	0	1	20	55
<b>Point Pleasant SP</b>	21	12	3	3	17	3	0	4	19	0	5	423	190
<b>TOTAL for Mason County</b>	<b>103</b>	<b>100</b>	<b>21</b>	<b>39</b>	<b>78</b>	<b>12</b>	<b>0</b>	<b>28</b>	<b>65</b>	<b>2</b>	<b>51</b>	<b>93</b>	<b>334</b>
<b>McDowell County</b>													
<b>Mc Dowell Co SO</b>	37	40	0	0	9	2	0	30	30	6	5	26	1,478
<b>Welch PD</b>	2	2	1	1	2	0	0	0	1	1	0	3	80
<b>Welch SP</b>	64	68	29	57	31	13	0	24	58	0	10	21	118
<b>TOTAL for McDowell County</b>	<b>103</b>	<b>110</b>	<b>30</b>	<b>58</b>	<b>42</b>	<b>15</b>	<b>0</b>	<b>54</b>	<b>89</b>	<b>7</b>	<b>15</b>	<b>23</b>	<b>1,676</b>
<b>Mercer County</b>													
<b>Mercer Co SO</b>	229	279	93	308	234	69	2	60	195	157	13	16	436
<b>Bluefield PD</b>	124	122	65	208	166	12	0	31	177	6	26	6	303
<b>Princeton PD</b>	95	79	30	108	85	9	1	26	42	15	66	9	11
<b>Concord College Security</b>	2	2	1	1	1	1	0	0	0	1	1	31	57
<b>Princeton SP</b>	69	68	27	88	70	5	0	10	63	15	7	14	151
<b>TOTAL for Mercer County</b>	<b>519</b>	<b>550</b>	<b>216</b>	<b>713</b>	<b>556</b>	<b>96</b>	<b>3</b>	<b>127</b>	<b>477</b>	<b>194</b>	<b>113</b>	<b>12</b>	<b>958</b>

	Total Investigations	Is the Complainant the Victim?	Repeat Complainants	How many previous calls?	Extent of Abuse				Action Taken			Average Response Time in minutes	Total Time Involved in hours
					Simple Assaults	Aggravated Assaults	Homicides	Other	Arrest	Referral	Other		
<b>Mineral County</b>													
Mineral Co SO	81	116	7	194	18	145	2	27	135	11	46	36	5,162
Keyser PD	24	25	0	35	25	2	0	8	25	10	0	4	2,100
Keyser SP	104	173	35	83	122	29	0	39	85	36	75	40	395
<b>TOTAL for Mineral County</b>	<b>209</b>	<b>314</b>	<b>42</b>	<b>312</b>	<b>165</b>	<b>176</b>	<b>2</b>	<b>74</b>	<b>245</b>	<b>57</b>	<b>121</b>	<b>34</b>	<b>7,657</b>
<b>Mingo County</b>													
Mingo Co SO	35	43	26	107	33	0	0	11	44	0	0	38	188
Williamson PD	24	27	9	25	20	0	0	7	17	1	9	12	1,390
Williamson SP	62	78	17	57	49	22	0	19	42	3	47	31	129
Gilbert SP	35	34	11	16	23	8	0	10	7	4	30	14	50
<b>TOTAL for Mingo County</b>	<b>156</b>	<b>182</b>	<b>63</b>	<b>205</b>	<b>125</b>	<b>30</b>	<b>0</b>	<b>47</b>	<b>110</b>	<b>8</b>	<b>86</b>	<b>26</b>	<b>1,757</b>
<b>Monongalia County</b>													
Monongalia Co SO	72	55	26	45	75	12	0	28	65	7	43	15	1,201
Morgantown PD	75	83	34	65	81	8	0	11	37	4	59	139	121
Westover PD	15	9	14	40	10	4	0	1	10	0	5	8	16
WV UNIVERSITY - POLICE	7	7	1	10	5	0	0	2	4	0	3	6	305
Granville PD	8	5	6	11	3	2	0	7	4	0	8	34	10
Morgantown SP	110	106	23	94	99	14	0	24	47	21	73	18	1,099

	Total Investigations	Is the Complainant the Victim?	Repeat Complainants	How many previous calls?	Extent of Abuse				Action Taken			Average Response Time in minutes	Total Time Involved in hours
					Simple Assaults	Aggravated Assaults	Homicides	Other	Arrest	Refferal	Other		
<b>TOTAL for Monongalia County</b>	<b>287</b>	<b>265</b>	<b>104</b>	<b>265</b>	<b>273</b>	<b>40</b>	<b>0</b>	<b>73</b>	<b>167</b>	<b>32</b>	<b>191</b>	<b>49</b>	<b>2,752</b>
<b>Monroe County</b>													
Monroe Co SO	28	32	2	2	27	2	0	4	20	0	13	10	593
Peterstown PD	1	1	0	0	0	1	0	0	0	0	1	16	60
Union SP	72	70	40	398	23	8	0	45	14	1	61	8	246
<b>TOTAL for Monroe County</b>	<b>101</b>	<b>103</b>	<b>42</b>	<b>400</b>	<b>50</b>	<b>11</b>	<b>0</b>	<b>49</b>	<b>34</b>	<b>1</b>	<b>75</b>	<b>9</b>	<b>899</b>
<b>Morgan County</b>													
Morgan Co SO	33	27	3	3	25	1	0	7	10	0	23	10	66
Berkeley Springs SP	38	39	12	30	34	4	0	4	12	5	25	12	76
<b>TOTAL for Morgan County</b>	<b>71</b>	<b>66</b>	<b>15</b>	<b>33</b>	<b>59</b>	<b>5</b>	<b>0</b>	<b>11</b>	<b>22</b>	<b>5</b>	<b>48</b>	<b>11</b>	<b>142</b>
<b>Nicholas County</b>													
Nicholas Co SO	251	250	97	200	148	9	0	170	145	108	76	19	477
Summersville PD	26	27	9	11	32	1	0	8	35	0	6	5	98
tf Central WV Drug	1	1	0	0	0	0	0	1	0	0	1	5	3
Richwood SP	13	8	7	15	10	1	0	5	10	4	2	12	21
Summersville SP	13	10	10	13	8	5	1	6	13	4	3	31	76
<b>TOTAL for Nicholas County</b>	<b>304</b>	<b>296</b>	<b>123</b>	<b>239</b>	<b>198</b>	<b>16</b>	<b>1</b>	<b>190</b>	<b>203</b>	<b>116</b>	<b>88</b>	<b>18</b>	<b>675</b>
<b>Ohio County</b>													
Ohio Co SO	64	43	14	42	47	33	0	12	41	29	22	79	5,490

	Total Investigations	Is the Complainant the Victim?	Repeat Complainants	How many previous calls?	Extent of Abuse				Action Taken			Average Response Time in minutes	Total Time Involved in hours
					Simple Assaults	Aggravated Assaults	Homicides	Other	Arrest	Referral	Other		
<b>Wheeling PD</b>	347	372	55	208	422	32	0	166	277	46	297	244	1,442
<b>Wheeling SP</b>	21	20	3	6	14	0	4	7	7	4	14	17	134
<b>TOTAL for Ohio County</b>	<b>432</b>	<b>435</b>	<b>72</b>	<b>256</b>	<b>483</b>	<b>65</b>	<b>4</b>	<b>185</b>	<b>325</b>	<b>79</b>	<b>333</b>	<b>208</b>	<b>7,066</b>
<b>Pendleton County</b>													
<b>Franklin SP</b>	23	45	7	22	40	3	0	14	38	0	19	24	213
<b>TOTAL for Pendleton County</b>	<b>23</b>	<b>45</b>	<b>7</b>	<b>22</b>	<b>40</b>	<b>3</b>	<b>0</b>	<b>14</b>	<b>38</b>	<b>0</b>	<b>19</b>	<b>24</b>	<b>213</b>
<b>Pleasants County</b>													
<b>Pleasants Co SO</b>	5	4	2	2	5	0	0	0	5	0	0	7	8
<b>St Marys PD</b>	1	1	0	0	1	0	0	0	1	0	0	15	1
<b>St Marys SP</b>	13	11	1	1	8	0	0	6	3	6	5	10	14
<b>TOTAL for Pleasants County</b>	<b>19</b>	<b>16</b>	<b>3</b>	<b>3</b>	<b>14</b>	<b>0</b>	<b>0</b>	<b>6</b>	<b>9</b>	<b>6</b>	<b>5</b>	<b>10</b>	<b>23</b>
<b>Pocahontas County</b>													
<b>Pocahontas Co SO</b>	6	6	3	2	4	0	0	2	6	0	0	17	23
<b>Marlinton SP</b>	39	34	13	19	22	13	0	19	20	5	29	25	108
<b>TOTAL for Pocahontas County</b>	<b>45</b>	<b>40</b>	<b>16</b>	<b>21</b>	<b>26</b>	<b>13</b>	<b>0</b>	<b>21</b>	<b>26</b>	<b>5</b>	<b>29</b>	<b>24</b>	<b>131</b>
<b>Preston County</b>													
<b>Preston Co SO</b>	33	29	25	104	27	7	0	2	30	2	4	24	72
<b>Masontown PD</b>	1	0	0	0	1	0	0	0	1	0	0	12	2

	Total Investi-gations	Is the Complainant the Victim?	Repeat Complainants	How many previous calls?	Extent of Abuse				Action Taken			Average Response Time in minutes	Total Time Involved in hours
					Simple Assaults	Aggra-vated Assaults	Homicides	Other	Arrest	Refferal	Other		
Reedsville PD	2	2	0	2	2	0	0	0	0	2	0	2	4
Kingwood SP	44	37	16	29	34	10	0	16	32	15	15	18	176
<b>TOTAL for Preston County</b>	<b>80</b>	<b>68</b>	<b>41</b>	<b>135</b>	<b>64</b>	<b>17</b>	<b>0</b>	<b>18</b>	<b>63</b>	<b>19</b>	<b>19</b>	<b>20</b>	<b>254</b>
<b>Putnam County</b>													
Putnam Co SO	223	229	90	694	180	22	0	62	70	76	118	5	265
Hurricane PD	34	23	8	59	24	3	0	11	13	14	11	5	1,519
Winfield PD	4	4	3	6	2	1	0	1	1	0	3	6	110
Winfield SP	44	34	22	72	34	10	0	8	20	15	17	8	74
<b>TOTAL for Putnam County</b>	<b>305</b>	<b>290</b>	<b>123</b>	<b>831</b>	<b>240</b>	<b>36</b>	<b>0</b>	<b>82</b>	<b>104</b>	<b>105</b>	<b>149</b>	<b>6</b>	<b>1,968</b>
<b>Raleigh County</b>													
Raleigh Co SO	474	526	115	250	362	31	1	291	176	427	82	25	4,478
Beckley PD	345	547	36	9	425	34	0	88	184	119	244	16	846
Mabscott PD	4	4	1	0	1	1	0	2	4	1	1	9	6
Sophia PD	15	19	2	0	13	1	0	5	12	2	9	7	24
Beckley SP	45	47	14	31	42	12	0	10	36	18	10	21	91
Turnpike - Raleigh	1	0	0	0	1	0	0	0	0	0	1	5	0
BCI - Beckley	1	1	0	1	1	0	0	0	1	0	0	30	1
<b>TOTAL for RALEIGH County</b>	<b>885</b>	<b>1,144</b>	<b>168</b>	<b>291</b>	<b>845</b>	<b>79</b>	<b>1</b>	<b>396</b>	<b>413</b>	<b>567</b>	<b>347</b>	<b>21</b>	<b>5,446</b>

	Total Investigations	Is the Complainant the Victim?	Repeat Complainants	How many previous calls?	Extent of Abuse				Action Taken			Average Response Time in minutes	Total Time Involved in hours	
					Simple Assaults	Aggravated Assaults	Homicides	Other	Arrest	Referral	Other			
<b>Randolph County</b>														
Randolph Co SO	10	6	0	13	8	5	0	0	6	6	1	13	57	
Elkins PD	39	35	11	24	32	7	0	6	24	12	9	4	90	
Elkins SP	58	57	23	39	43	17	0	18	52	26	36	20	154	
<b>TOTAL for Randolph County</b>	<b>107</b>	<b>98</b>	<b>34</b>	<b>76</b>	<b>83</b>	<b>29</b>	<b>0</b>	<b>24</b>	<b>82</b>	<b>44</b>	<b>46</b>	<b>13</b>	<b>301</b>	
<b>Ritchie County</b>														
Ritchie Co SO	19	19	6	17	20	0	0	4	17	4	11	18	40	
Harrisville PD	2	1	2	1	2	0	0	0	1	0	1	2	4	
Harrisville SP	24	22	9	50	13	4	0	10	13	6	8	16	56	
<b>TOTAL for Ritchie County</b>	<b>45</b>	<b>42</b>	<b>17</b>	<b>68</b>	<b>35</b>	<b>4</b>	<b>0</b>	<b>14</b>	<b>31</b>	<b>10</b>	<b>20</b>	<b>16</b>	<b>100</b>	
<b>Roane County</b>														
Roane Co SO	23	24	3	3	17	2	0	6	13	2	10	23	49	
Spencer PD	11	12	1	13	9	1	0	2	10	1	1	5	1,620	
Spencer SP	36	27	11	25	24	7	1	4	27	2	7	19	165	
<b>TOTAL for Roane County</b>	<b>70</b>	<b>63</b>	<b>15</b>	<b>41</b>	<b>50</b>	<b>10</b>	<b>1</b>	<b>12</b>	<b>50</b>	<b>5</b>	<b>18</b>	<b>18</b>	<b>1,834</b>	
<b>Summers County</b>														
Summers Co SO	16	13	2	4	15	1	0	0	6	0	10	18	77	
Hinton PD	23	19	2	6	15	8	0	7	17	2	11	4	967	
Hinton SP	15	13	5	10	11	4	0	6	13	0	8	31	75	

	Total Investigations	Is the Complainant the Victim?	Repeat Complainants	How many previous calls?	Extent of Abuse				Action Taken			Average Response Time in minutes	Total Time Involved in hours
					Simple Assaults	Aggravated Assaults	Homicides	Other	Arrest	Referral	Other		
<b>TOTAL for Summers County</b>	<b>54</b>	<b>45</b>	<b>9</b>	<b>20</b>	<b>41</b>	<b>13</b>	<b>0</b>	<b>13</b>	<b>36</b>	<b>2</b>	<b>29</b>	<b>16</b>	<b>1,119</b>
<b>Taylor County</b>													
Taylor Co SO	2	2	0	2	1	0	0	1	0	2	0	2	6
Grafton PD	13	14	3	15	13	0	0	1	5	9	0	2	30
Grafton SP	8	8	3	6	5	0	0	3	5	0	3	8	11
<b>TOTAL for Taylor County</b>	<b>23</b>	<b>24</b>	<b>6</b>	<b>23</b>	<b>19</b>	<b>0</b>	<b>0</b>	<b>5</b>	<b>10</b>	<b>11</b>	<b>3</b>	<b>4</b>	<b>47</b>
<b>Tucker County</b>													
Parsons SP	18	15	8	88	17	4	0	4	21	1	3	423	71
<b>TOTAL for Tucker County</b>	<b>18</b>	<b>15</b>	<b>8</b>	<b>88</b>	<b>17</b>	<b>4</b>	<b>0</b>	<b>4</b>	<b>21</b>	<b>1</b>	<b>3</b>	<b>423</b>	<b>71</b>
<b>Tyler County</b>													
Tyler Co SO	5	5	1	5	3	1	0	1	0	5	0	2	15
Paden City PD	3	3	0	0	0	3	0	0	3	0	0	0	4
Sistersville PD	3	3	0	3	2	0	0	1	0	3	0	2	9
<b>TOTAL for Tyler County</b>	<b>11</b>	<b>11</b>	<b>1</b>	<b>8</b>	<b>5</b>	<b>4</b>	<b>0</b>	<b>2</b>	<b>3</b>	<b>8</b>	<b>0</b>	<b>1</b>	<b>28</b>
<b>Upshur County</b>													
Upshur Co SO	26	22	10	26	21	1	0	5	19	1	7	9	69
Buckhannon PD	29	39	5	5	37	2	0	2	27	0	14	3	54
Buckhannon SP	44	41	19	39	40	4	0	12	31	1	24	10	117



	Total Investigations	Is the Complainant the Victim?	Repeat Complainants	How many previous calls?	Extent of Abuse				Action Taken			Average Response Time in minutes	Total Time Involved in hours
					Simple Assaults	Aggravated Assaults	Homicides	Other	Arrest	Referral	Other		
<b>TOTAL for Upshur County</b>	<b>99</b>	<b>102</b>	<b>34</b>	<b>70</b>	<b>98</b>	<b>7</b>	<b>0</b>	<b>19</b>	<b>77</b>	<b>2</b>	<b>45</b>	<b>8</b>	<b>240</b>
<b>Wayne County</b>													
Wayne Co SO	50	50	21	126	49	0	0	1	45	4	1	27	3,208
Ceredo PD	11	1	2	5	8	3	0	2	7	2	4	2	418
Kenova PD	25	25	4	12	19	2	0	4	10	11	4	3	731
Wayne PD	12	12	11	73	4	0	0	8	2	10	0	8	555
Wayne SP	116	109	45	147	72	10	0	43	49	80	48	23	157
<b>TOTAL for Wayne County</b>	<b>213</b>	<b>197</b>	<b>83</b>	<b>363</b>	<b>152</b>	<b>15</b>	<b>0</b>	<b>58</b>	<b>113</b>	<b>107</b>	<b>57</b>	<b>20</b>	<b>5,069</b>
<b>Webster County</b>													
Upperglade SP	36	37	10	21	16	27	0	13	43	0	13	24	143
<b>TOTAL for Webster County</b>	<b>36</b>	<b>37</b>	<b>10</b>	<b>21</b>	<b>16</b>	<b>27</b>	<b>0</b>	<b>13</b>	<b>43</b>	<b>0</b>	<b>13</b>	<b>24</b>	<b>143</b>
<b>Wetzel County</b>													
Paden City SP	10	9	3	10	7	1	0	2	5	1	4	9	19
Hundred SP	14	12	3	5	9	3	0	2	5	1	8	22	36
<b>TOTAL for Wetzel County</b>	<b>24</b>	<b>21</b>	<b>6</b>	<b>15</b>	<b>16</b>	<b>4</b>	<b>0</b>	<b>4</b>	<b>10</b>	<b>2</b>	<b>12</b>	<b>17</b>	<b>55</b>
<b>Wirt County</b>													
Wirt Co SO	4	3	0	0	2	0	0	2	1	3	0	6	8
Elizabeth SP	23	17	8	19	16	4	0	3	12	5	12	23	52

	Total Investigations	Is the Complainant the Victim?	Repeat Complainants	How many previous calls?	Extent of Abuse				Action Taken			Average Response Time in minutes	Total Time Involved in hours
					Simple Assaults	Aggravated Assaults	Homicides	Other	Arrest	Referral	Other		
<b>TOTAL for Wirt County</b>	<b>27</b>	<b>20</b>	<b>8</b>	<b>19</b>	<b>18</b>	<b>4</b>	<b>0</b>	<b>5</b>	<b>13</b>	<b>8</b>	<b>12</b>	<b>20</b>	<b>60</b>
<b>Wood County</b>													
Wood Co SO	198	165	25	30	88	15	1	123	66	158	3	8	225
Parkersburg PD	225	227	12	28	225	0	0	2	0	227	0	6	277
Vienna PD	48	36	16	23	42	5	1	11	13	43	3	3	73
Williamstown PD	8	8	3	7	7	0	0	1	4	1	3	2	482
Parkersburg SP	31	21	4	68	14	9	0	9	19	10	5	21	239
<b>TOTAL for Wood County</b>	<b>510</b>	<b>457</b>	<b>60</b>	<b>156</b>	<b>376</b>	<b>29</b>	<b>2</b>	<b>146</b>	<b>102</b>	<b>439</b>	<b>14</b>	<b>7</b>	<b>1,296</b>
<b>Wyoming County</b>													
Wyoming Co SO	2	1	1	1	1	1	0	0	1	0	1	8	235
Oceana PD	18	17	8	22	16	1	1	0	8	0	10	4	631
Jesse SP	16	16	2	9	9	4	0	8	12	5	4	16	128
<b>TOTAL for Wyoming County</b>	<b>36</b>	<b>34</b>	<b>11</b>	<b>32</b>	<b>26</b>	<b>6</b>	<b>1</b>	<b>8</b>	<b>21</b>	<b>5</b>	<b>15</b>	<b>10</b>	<b>994</b>
<b>Total for West Virginia</b>	<b>11,732</b>	<b>12,674</b>	<b>3,782</b>	<b>10,943</b>	<b>11,153</b>	<b>1,771</b>	<b>35</b>	<b>3,352</b>	<b>7,412</b>	<b>3,558</b>	<b>5,673</b>	<b>32</b>	<b>178,656</b>

NOTE

*Total Investigations* is the DISTINCT COUNT of incidents. Other categories count the number of Offenses, so the total may be larger than the number of investigations.

## SEXUAL ASSAULTS

2008

Sexual offenses in Incident Based Reporting are Forcible (*Forcible Rape, Forcible Sodomy, Sexual Assault with an Object and Forcible Fondling*) and Nonforcible (*Statutory Rape and Incest*). These offenses are crimes, not acts of uncontrolled sexual lust. The victims may be of either sex and of any age. The offense of *Forcible Rape* requires that the victim and offender to be of opposite sexes, while the other offenses may have both the victim and offender of the same sex.

### VICTIMS

### OFFENDERS

**Gender** 85% were female  
15% were male

6% were female  
94% were male

**Race** 92% were white  
6% were black  
2% were other or  
unknown

86% were white  
10% were black  
4% were other or  
unknown

**Age** Average age was 17.6  
Most common age was 15  
67% were juveniles

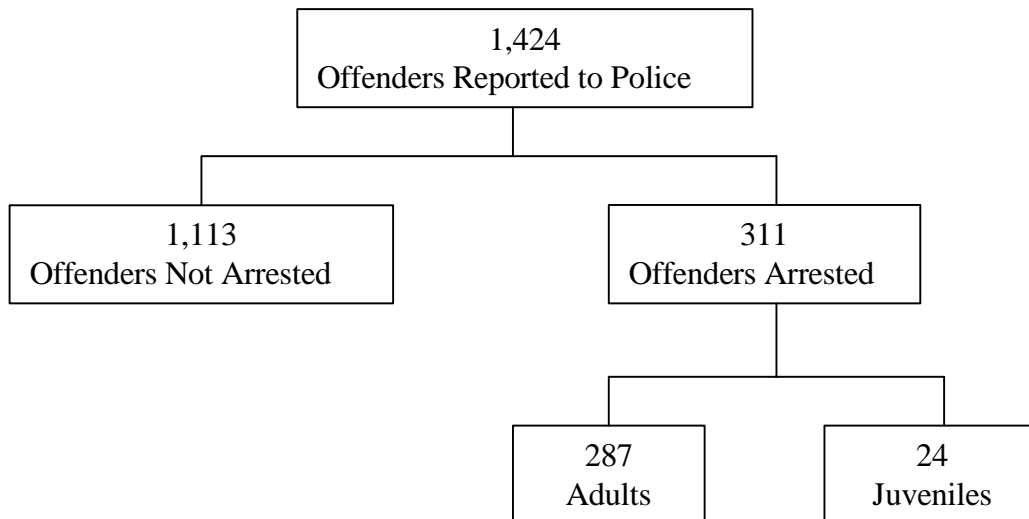
Average age was 31.6  
Most common age was 17  
35% were juveniles

# Sexual Assaults - Offender Status by Offenses Reported

2008

<u>OFFENSE</u>	<u>ADULT OFFENDERS</u>	<u>JUVENILE OFFENDERS</u>
Forcible Rape	29 %	24 %
Forcible Sodomy	6 %	6 %
Sexual Assault With An Object	21 %	25 %
Forcible Fondling	34 %	42 %
Statutory Rape	7 %	3 %
Incest	2 %	0 %

## Offenders Reported & Arrested



# Sexual Assaults - Adult vs. Juvenile Victims

---

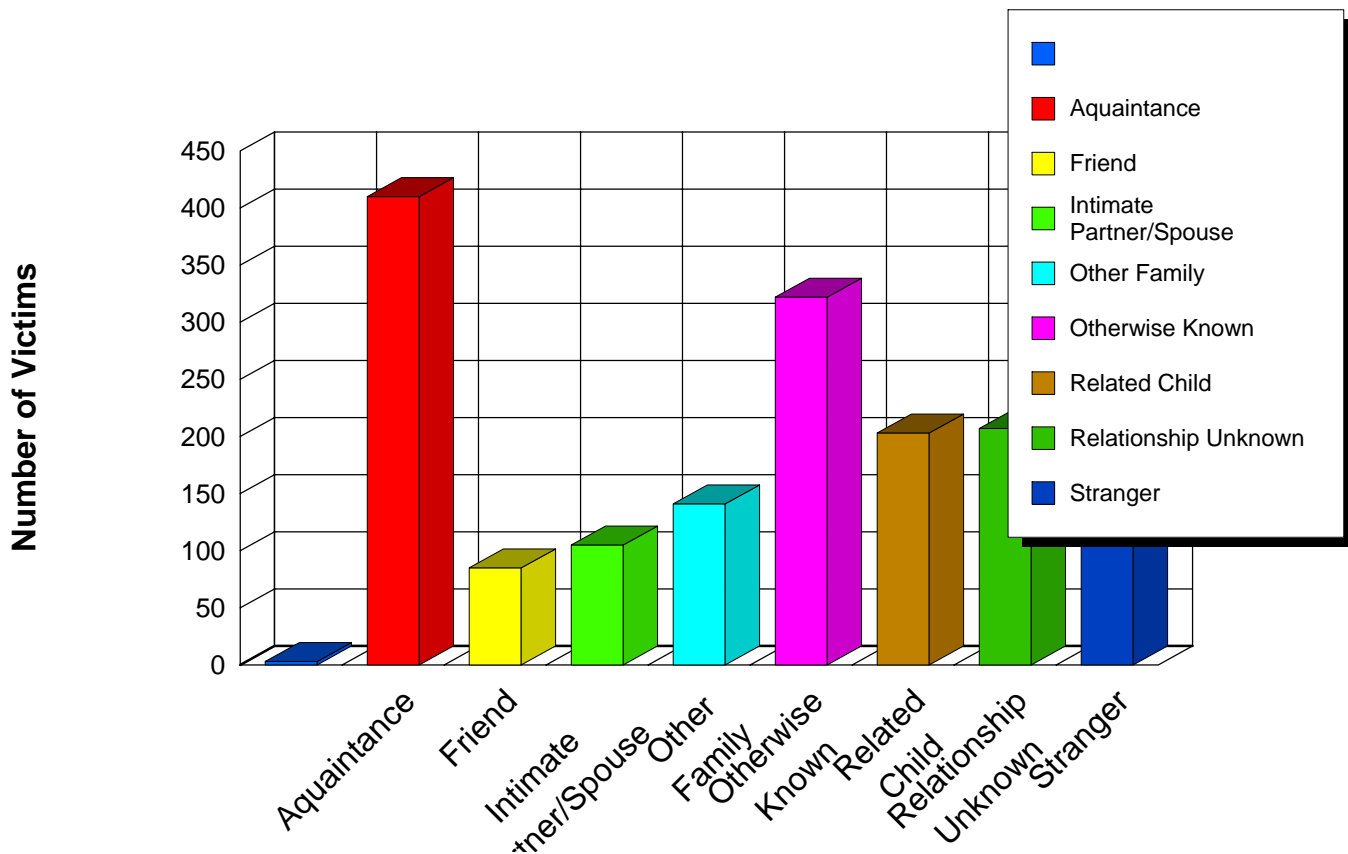
2008

<u>OFFENSE</u>	<u>ADULT VICTIMS</u>	<u>JUVENILE VICTIMS</u>
Forcible Fondling	25 %	42 %
Forcible Rape	39 %	22 %
Forcible Sodomy	9 %	5 %
Incest	1 %	2 %
Sexual Assault With An Object	25 %	20 %
Statutory Rape	0 %	10 %

<u>OFFENDER WAS...</u>	<u>ADULT VICTIMS</u>	<u>JUVENILE VICTIMS</u>
NOT RELATED to Victim	89%	72%
RELATED to Victim	11%	28%

# Sexual Assault - Victim's Relationship to Offender

2008

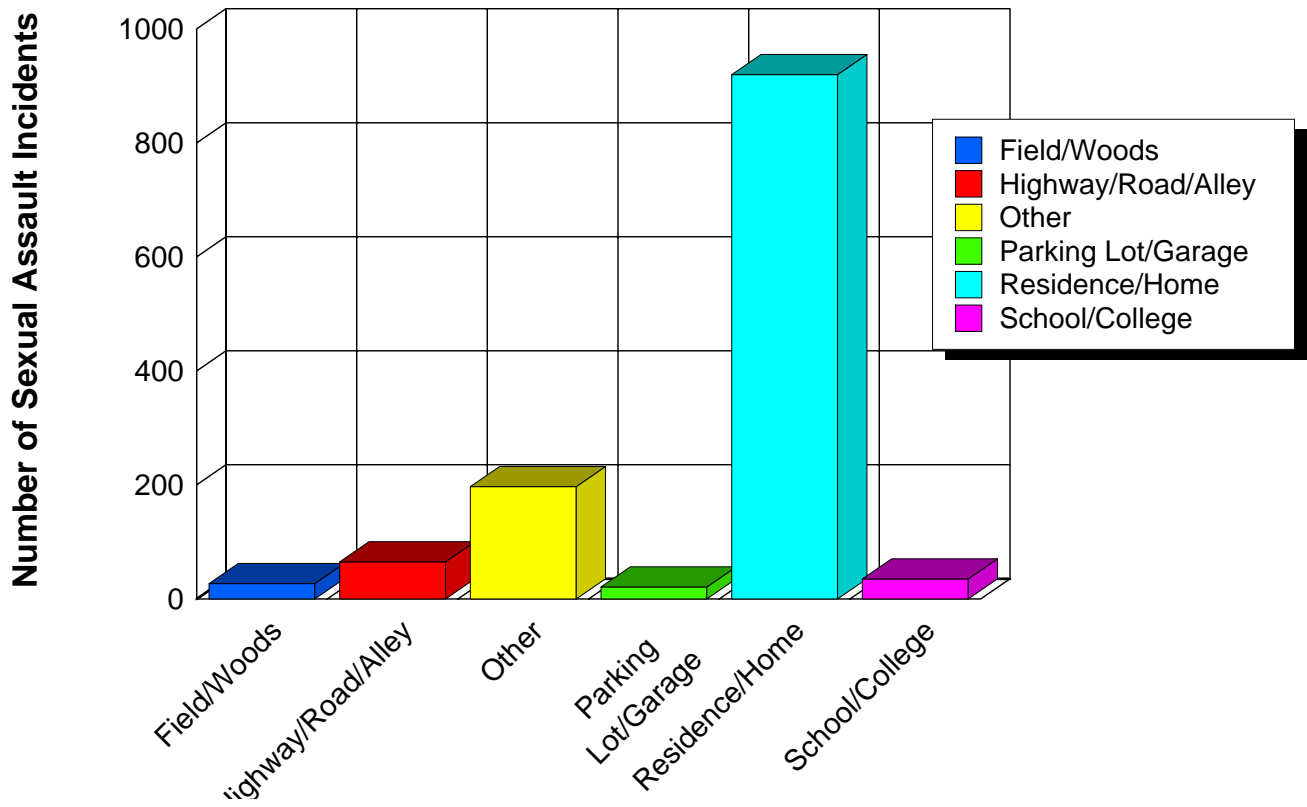


**NOTE**

*Related Child* includes child, grandchild, stepchild, child of boyfriend/girlfriend and child of intimate partner.  
*Intimate Partner/Spouse* includes spouse, ex-spouse, cohabitating partner, boyfriend/girlfriend, estranged spouse, intimate partner and homosexual partner.  
*Other Family* includes parent, in-law, sibling, grandparent, stepparent, stepsibling and parent.  
*Otherwise Known* includes employer, employee, babysitree, other household member, neighbor and otherwise known.

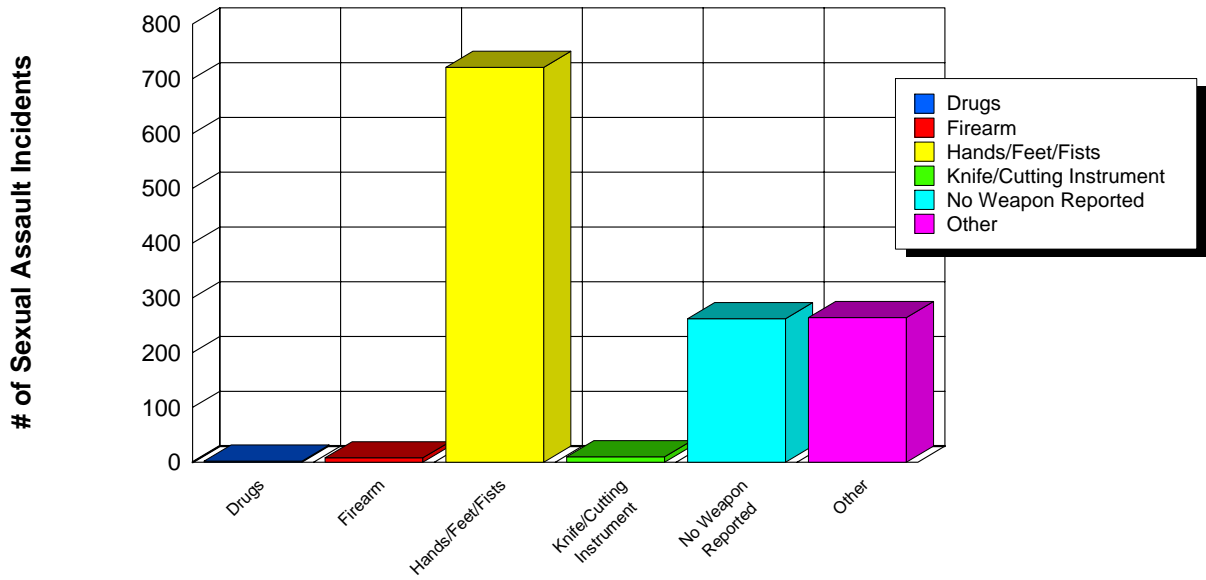
# Sexual Assault - Location

2008



# Sexual Assault - Weapons Used

2008





# Hate/Bias Crimes

2008

Bias incidents having a racial, religious, ethnic, sexual or gender component as well as crimes against individuals with a handicap, manifest themselves in a wide spectrum of criminal activities. These bias incidents jeopardize the active and open pursuit of freedom and opportunity. They attack our citizens based on their race, religion, ethnic heritage sexual orientation, handicap, political affiliation or gender. Closely linked to such heritage are individual values, beliefs and identities which are constitutionally protected and are challenged by bias motivated crimes. Not only is the person who is personally touched by these offenses victimized, but the entire class of individual residing in the community is affected, as well as damaging the basic fabric of society.

In response to a growing concern about such crimes, the President, on April 23, 1990 signed into law the "Hate Crime Statistics Act of 1990", which required the Attorney General to establish guidelines and collect, as part of the UCR program, data "...**about crimes that manifest evidence of prejudice based on race, religion, sexual orientation or ethnicity...**" Disability was added to the act in 1997.

West Virginia also recognizes the right for its citizens to be "... **free from any violence, or intimidation by threat of violence committed against their persons or property because of their race, color religion, ancestry, national origin, political affiliation or sex.**"§61-6-2 also states that "**if any person does by force or threat of force, willfully injure, intimidate or interfere with or attempt to injure, intimidate or interfere with, or oppress or threaten any other person in the free exercise or enjoyment of any right or privilege secured to him or her... or ... if any person conspires with another person conspires with another person or persons to willfully injure, oppress threaten or intimidate or interfere with any citizen... and in willful furtherance thereof to assemble with one or more persons for the purpose of teaching any technique or means capable of causing property damage, bodily injury or death when such person or persons intend to employ such techniques or means to violate... they shall be guilty of a felony.**"

Hate crimes are not separate distinct crimes, but rather "traditional" offenses motivated by an offender's bias. For example, an offender may commit an assault because of his/her bias against the victim's race, religion, sexual orientation, ethnicity/national origin, disability, gender or political affiliation. So it's not necessary to list these offenses in a new crime category. Hate crime data is obtained by collecting additional information about crimes currently being reported to the UCR program, with the bias motivations being specifically addressed. Because of the difficulty in determining an offender's subjective motivation in the commission of a crime, bias is to be reported only after law enforcement investigation revealed sufficient evidence that offender's actions were motivated, in whole or in part, in bias.

These reports summarize the hate/bias incidents in West Virginia as reported to law enforcement.

# Agencies Reporting Hate Crimes By Bias Motivation

2008

	Disability Bias	Ethnicity/National Origin Bias	Gender Bias	Political Affiliation Bias	Racial Bias	Religious Bias	Sexual Orientation Bias	Total
Beckley PD		1					2	3
Berkeley Co SO							1	1
Bridgeport PD			1					1
Brooke Co SO					3			3
Charleston PD				1	2		1	4
Clarksburg PD					1			1
Danville SP					1			1
Dunbar PD					1		1	2
Elkins PD					1			1
Fayette Co SO	1							1
Glen Dale PD					2			2
Granville PD					1			1
Harrison Co SO		1						1
Huntington PD					8			8
Kanawha Co SO				2	4		1	7
Marshall Co SO					1			1
Marshall Univ Police				1				1
Monongalia Co SO					2		1	3
Morgantown PD							1	1
Moundsville PD					1			1
Nicholas Co SO					1			1
Nitro PD				1				1
Ohio Co SO			1				1	2
Princeton PD					2			2
Romney SP					1			1
Shepherd University				711			1	1

	Disability Bias	Ethnicity/National Origin Bias	Gender Bias	Political Affiliation Bias	Racial Bias	Religious Bias	Sexual Orientation Bias	Total
South Charleston PC	1				1			2
Upshur Co SO		2						2
Weirton PD					5	1	1	7
<b>Total</b>	<b>2</b>	<b>4</b>	<b>2</b>	<b>5</b>	<b>38</b>	<b>1</b>	<b>11</b>	<b>63</b>

# Location of Hate Crime Incidents By Bias Motivation

2008

	Disability Bias	Ethnicity/National	Gender Bias	Political Affiliation	Racial Bias	Religious Bias	Sexual Orientati	Total
Bar/Night Club		1					1	2
Commercial/Office Building					1			1
Convenience Store					3			3
Department/Discount Store					1			1
Field/Woods			1					1
Grocery/Supermarket							1	1
Highway/Road/Alley				2	9		2	13
Other/Unknown				1	1			2
Parking Lot/Garage	1				3		1	5
Residence/Home	1	3	1	1	19	1	4	30
School/College				1	1		2	4
Total	2	4	2	5	38	1	11	63

# Number of Incidents by Bias Motivation and Type of Offense

2008

		Crimes Against Persons						Crimes Against Property									Crimes Against Society			Total	
		Aggravated Assault	Forcible Sodomy	Intimidation	Sexual Assault With An Object	Simple Assault	Total	All Other Larceny	Arson	Burglary/Breaking & Entering	Counterfeiting/Forgery	Destruction/Damage/Vandalism of Property	False Pretenses/Swindle/Confidence Game	Motor Vehicle Theft	Robbery	Shoplifting	Total	Drug/Narcotic Violations	Weapon Law Violations		Total
Disability Bias	Anti-Mental Handicap													1	1		2				2
	Total													1	1		2				2
Ethnicity/National Origin Bias	Anti-Other Ethnicity/National Origin			1		1	2										2	1		1	4
	Total			1		1	2										2	1		1	4
Gender Bias	Sexual Bias				1	1	2														2
	Total				1	1	2														2

		Crimes Against Persons					Crimes Against Property										Crimes Against Society			Total	
		Aggravated Assault	Forcible Sodomy	Intimidation	Sexual Assault With An Object	Simple Assault	Total	All Other Larceny	Arson	Burglary/Breaking & Entering	Counterfeiting/Forgery	Destruction/Damage/Vandalism of Property	False Pretenses/Swindle/Confidence Game	Motor Vehicle Theft	Robbery	Shoplifting	Total	Drug/Narcotic Violations	Weapon Law Violations		Total
Political Affiliation Bias	Political Affiliation Bias	1		1		1	3						1				1		1	1	5
	Total	1		1		1	3						1				1		1	1	5
Racial Bias	Anti-Black	1		3		4	8	2		2		6			3		13				21
	Anti-White			1		5	6	2	1	1	1	2				1	8	3		3	17
	Total	1		4		9	14	4	1	3	1	8			3	1	21	3		3	38
Religious Bias	Anti-Jewish					1	1														1
	Total					1	1														1
Sexual Orientation Bias	Anti-Female Homosexual (Lesbian)					3	3														3
	Anti-Heterosexual											1					1				1

		Crimes Against Persons						Crimes Against Property										Crimes Against Society			Total
		Aggravated Assault	Forcible Sodomy	Intimidation	Sexual Assault With An Object	Simple Assault	Total	All Other Larceny	Arson	Burglary/Breaking & Entering	Counterfeiting/Forgery	Destruction/Damage/Vandalism of Property	False Pretenses/Swindle/Confidence Game	Motor Vehicle Theft	Robbery	Shoplifting	Total	Drug/Narcotic Violations	Weapon Law Violations	Total	
Sexual Orientation Bias	Anti-Homosexual (Gays and Lesbians)					1	1					1					1				2
	Anti-Male Homosexual (Gay)	1	1			1	3	2									2				5
	Total	1	1			5	7	2				2					4				11
Total		3	1	6	1	17	28	8	1	3	1	10	1	1	4	1	30	4	1	5	63

# Incidents, Offenses, Known Offenders and Victims by Bias Motivation

2008

BIAS MOTIVATION	INCIDENTS	OFFENSES	KNOWN OFFENDERS	VICTIMS
<b>Disability</b>	<b>2</b>	<b>2</b>	<b>1</b>	<b>2</b>
Anti-Mental Handicap	2	2	1	2
<b>Ethnicity/National Origin</b>	<b>4</b>	<b>4</b>	<b>4</b>	<b>4</b>
Anti-Other Ethnicity/National Origin	4	4	4	4
<b>Gender</b>	<b>2</b>	<b>2</b>	<b>2</b>	<b>2</b>
Sexual Bias	2	2	2	2
<b>Political Affiliation</b>	<b>5</b>	<b>11</b>	<b>10</b>	<b>11</b>
Political Affiliation Bias	5	11	10	11
<b>Race</b>	<b>35</b>	<b>78</b>	<b>70</b>	<b>78</b>
Anti-Black	19	44	36	44
Anti-White	16	34	34	34
<b>Religion</b>	<b>1</b>	<b>1</b>	<b>1</b>	<b>1</b>
Anti-Jewish	1	1	1	1
<b>Sexual Orientation</b>	<b>10</b>	<b>23</b>	<b>21</b>	<b>23</b>
Anti-Female Homosexual (Lesbian)	3	7	7	7
Anti-Heterosexual	1	1	0	1
Anti-Homosexual (Gays and Lesbians)	2	2	2	2
Anti-Male Homosexual (Gay)	4	13	12	13
<b>TOTAL</b>	<b>59</b>	<b>121</b>	<b>109</b>	<b>121</b>



## APPENDIX

### Offense Definitions

The national UCR Program collects and reports crime incident data for the Nation, states, counties, and cities, through NIBRS and the state programs such as WVIBR. Essential to the maintenance of uniform and consistent data is the utilization of standard definitions of the offenses which are set forth and explained on the following pages.

The definitions, which were developed for NIBRS and WVIBR, are not meant to be used for charging persons with crimes. To the contrary, they are meant to be "receptacles" or "pigeonholes" for reporting crimes that are committed throughout the United States. The purpose for UCR, as developed by law enforcement, is to provide a "common denominator" language which transcends varying local and state laws. State statutes and local ordinances must be very specific in defining crimes so that persons facing prosecution will know the exact charges being placed against them. On the other hand, the definitions used in the NIBRS and WVIBR are generic in order not to exclude varying state and Federal statutes relating to the same type of crime.

Accordingly, the offense definitions in NIBRS are based on the common law definitions found in *Black's Law Dictionary*, as well as those used in the *Uniform Crime Reporting Handbook* and the NCIC Uniform Offense Classifications. Since most state statutes are also based on the common law definitions, even though they may vary as to specifics, most should fit into the corresponding NIBRS and WVIBR offense classifications.

State statute definitions may cross the NIBRS definitions and vice versa. In these cases, the non-conforming offenses should be reported according to their NIBRS offense classifications. For example, some states have "larceny" statutes which are so broadly worded they include the crime of embezzlement. If an embezzlement, as defined in NIBRS, is perpetuated within such a state, it should be reported to the FBI as Embezzlement, not Larceny/Theft, even though the offender is charged locally with larceny.

There are 22 Group "A" crime categories made up of 46 Group "A" offenses. The crime categories are listed below in alphabetical order. Immediately following the name of each category is an indication of whether it involves a "Crime Against Person", "Crime Against Property" or "Crime Against Society." For purposes of this report, violent crimes are murder and nonnegligent manslaughter, forcible sex offenses, assault offenses, kidnapping/abduction and robbery.

#### NIBRS/WVIBR GROUP A OFFENSE DEFINITIONS

##### 1. Arson (Crime Against Property)

**Definition:** *To unlawfully and intentionally damage, or attempt to damage, any real or personal property by fire or incendiary device.*

##### 2. Assault Offense (Crime Against Person)

**Definition:** *An unlawful attack by one person upon another.*

[Note: By definition, there can be no "attempted" assaults, only "completed" assaults.]

###### (a) Aggravated Assault

**Definition:** *An unlawful attack by one person upon another wherein the offender uses a weapon or displays it in a threatening manner, or the victim suffers obvious severe or aggravated bodily injury involving apparent broken bones, loss of teeth, possible internal injury, severe laceration, or loss of consciousness.*

[Note: For purposes of Aggravated Assault reporting, a "weapon" is a commonly known weapon (a gun, knife, club, etc.) or any other item which, although not usually thought of as a weapon,

becomes one when used in a manner that could cause the types of severe bodily injury described in the above definition.

A "severe laceration" is one which should receive medical attention.

A "loss of consciousness" must be the direct result of force inflicted on the victim by the offender.]

## **(b) Simple Assault**

**Definition:** *An unlawful physical attack by one person upon another where neither the offender displays a weapon, nor the victim suffers obvious severe or aggravated bodily injury involving apparent broken bones, loss of teeth, possible internal injury, severe laceration, or loss of consciousness.*

## **(c) Intimidation**

**Definition:** *To unlawfully place another person in reasonable fear of bodily harm through the use of threatening words and/or other conduct, but without displaying a weapon or subjecting the victim to actual physical attack.*

[Note: This offense includes stalking]

## **3. Bribery (Except "Sports Bribery") (Crime Against Property)**

**Definition:** *The offering, giving, receiving, or soliciting of anything of value (i.e., a bribe, gratuity, or kickback) to sway the judgment or action of a person in a position of trust or influence.*

[Note: If the bribery involves changing the outcome of a sporting contest or event, it is reported under Gambling Offenses as Sports Tampering, not Bribery.]

## **4. Burglary/Breaking and Entering (Crime Against Property)**

**Definition:** *The unlawful entry into a building or other structure with intent to commit a felony or theft.*

[Note: An unlawful entry can be made with or without force. Forced entry is where force of any degree or a mechanical contrivance of any kind (e.g., passkey or skeleton key is used to unlawfully enter a building or other structure. An unforced entry is one where the unlawful entry is achieved through an unlocked door or window.]

## **5. Counterfeiting/Forgery (Crime Against Property)**

**Definition:** *The altering, copying, or imitation of something without authority or right, with the intent to deceive or defraud by passing the copy or thing altered or imitated as that which is original or genuine: or the selling, buying, or possession of an altered, copied, or imitated thing with the intent to deceive or defraud.*

## **6. Destruction/Damage/Vandalism of Property (Except "Arson") (Crime Against Property)**

**Definition:** *To willfully or maliciously destroy, damage, deface, or otherwise injure real or personal property without the consent of the owner or the person having custody or control of it.*

[Note: This offense is reported only if the reporting agency deems that substantial injury to property has occurred. This offense includes a broad range of injury to property, i.e., from deliberate, extensive destruction at one extreme to mischievous, less extensive damage to the other extreme. It does not include destruction or damage to property caused by the crime of Arson. Incidental damage (e.g., a forced door, broken window, dynamited safe, etc. resulting from another offense (e.g., Burglary, Assault, Homicide, Larceny, Robbery, etc.) is also reported

in this offense category if the reporting agency deems the amount of damage to be substantial. However, for the crime of Arson, incidental damage resulting from fighting the fire is included as part of the loss caused by burning.]

## **7. Drug/Narcotic Offenses (Except “Driving Under the Influence”) (Crimes Against Society)**

**Definition:** *The violation of the laws prohibiting the production, distribution, and/or use of certain controlled substances and the equipment or devices utilized in their preparation and/or use.*

### **(a) Drug/Narcotic Violation**

**Definition:** *The unlawful cultivation, manufacture, distribution, sale, purchase, use, possession, transportation, or importation of any controlled drug or narcotic substance.*

### **(b) Drug Equipment Violation**

**Definition:** *The unlawful manufacture, sale, purchase, possession, or transportation of equipment or devices utilized in preparing and/or using drugs or narcotics.*

## **8. Embezzlement (Crime Against Property)**

**Definition:** *The unlawful misappropriation by an offender to his/her own use or purpose, of money, property, or some other thing of value entrusted to his/her care, custody, or control.*

## **9. Extortion/Blackmail (Crime Against Property)**

**Definition:** *To unlawfully obtain money, property, or any other thing of value, either tangible or intangible, through the use or threat of force, misuse of authority, threat of criminal prosecution, threat of destruction of reputation or social standing, or through other coercive means.*

## **10. Fraud Offenses (Except “Counterfeiting/Forgery” and “Bad Checks”) (Crimes Against Property)**

**Definition:** *The intentional perversion of the truth for the purpose of inducing another person or other entity in reliance upon it to part with some thing of value or to surrender a legal right.*

### **(a) False Pretenses/Swindle/Confidence Game**

**Definition:** *The intentional misrepresentation of existing fact or condition, or the use of some other deceptive scheme or device, to obtain money, goods, or other things of value.*

### **(b) Credit Card/Automatic Teller Machine Fraud**

**Definition:** *The unlawful use of a credit (or debit) card or automatic teller machine for fraudulent purposes.*

### **(c) Impersonation**

**Definition:** *Falsely representing one's identity or position and acting in the character or position thus unlawfully assumed, to deceive others and thereby gain profit or*

*advantage, enjoy some right or privilege, or subject another person or entity to an expense, charge, or liability which would not have otherwise been incurred.*

**(d) Welfare Fraud**

**Definition:** *The use of deceitful statements, practices, or devices to unlawfully obtain welfare benefits.*

**(e) Wire Fraud**

**Definition:** *The use of an electric or electronic communications facility to intentionally transmit a false and/or deceptive message in furtherance of a fraudulent activity.*

**11. Gambling Offenses (Crimes Against Society)**

**Definition:** *To unlawfully bet or wager money or something else of value; assist, promote, or operate a game of chance for money or some other stake; possess or transmit wagering information; manufacture, sell, purchase, possess, or transport gambling equipment, devices, or goods; or tamper with the outcome of a sporting event or contest to win a gambling advantage.*

**(a) Betting/Wagering**

**Definition:** *To unlawfully stake money or something else of value on the happening of an uncertain event or on the ascertainment of a fact in dispute.*

**(b) Operating/Promoting/Assisting Gambling**

**Definition:** *To unlawfully operate, promote, or assist in the operation of a game of chance, lottery, or other gambling activity.*

[Note: This offense includes bookmaking, numbers running, transmitting wagering information, etc.]

**(c) Gambling Equipment Violations**

**Definition:** *To unlawfully manufacture, sell, buy, possess, or transport equipment, devices, and/or goods, used for gambling purposes.*

**(d) Sports Tampering**

**Definition:** *To unlawfully alter, meddle in, or otherwise interfere with a sporting contest or event for the purpose of gaining a gambling advantage.*

[Note: This offense includes engaging in bribery for gambling purposes. For example, if a jockey was bribed to lose a horse race, it would be reported as Sports Tampering, not Bribery.]

**12. Homicide Offenses (Crimes Against Persons)**

**Definition:** *The killing of one human being by another.*

**(a) Murder and Nonnegligent Manslaughter**

**Definition:** *The willful (nonnegligent) killing of one human being by another.*

[Note: "Assault to Murder" and "Attempted Murder" are reported as Aggravated Assault.]

**(b) Negligent Manslaughter**

**Definition:** *The killing of another person through negligence.*

**(c) Justifiable Homicide (not a crime)**

**Definition:** *The killing of a perpetrator of a serious criminal offense by a peace officer in the line of duty; or the killing, during the commission of a serious criminal offense, of the perpetrator by a private individual.*

[Note: A "serious criminal offense" is a felony or high misdemeanor. The crime that was being committed when the justifiable homicide took place must be reported as a separate incident, therefore, justifiable homicide cases involve two incidents rather than one.]

**13. Kidnaping/Abduction (Crime Against Person)**

**Definition:** *The unlawful seizure, transport, and/or detention of a person against his/her will, or of a minor without the consent of his/her custodial parent(s) or legal guardian.*

[Note: Kidnaping/Abduction includes hostage-taking.]

**14. Larceny/Theft (Crime Against Property)**

**Definition:** *The unlawful taking, carrying, leading, or riding away of property from the possession, or constructive possession, of another person.*

**(a) Pocket-picking**

**Definition:** *The theft of articles from another person's physical possession by stealth where the victim usually does not become immediately aware of the theft.*

**(b) Purse-snatching**

**Definition:** *The grabbing or snatching of a purse, handbag, etc., from the physical possession of another person.*

[Note: If more force is used than is actually necessary to snatch the purse from the grasp of the person, or if the victim resists the theft in any way, then a strong-arm Robbery occurred, rather than Purse-snatching.]

**(c) Shoplifting**

**Definition:** *The theft, by someone other than an employee of the victim, of goods or merchandise exposed for sale.*

**(d) Theft From Building**

**Definition:** *A theft from within a building which is either open to the general public or where the offender has legal access.*

**(e) Theft From Coin-Operated Machine or Device**

**Definition:** *A theft from a machine or device which is operated or activated by the use of coins.*

**(f) Theft From Motor Vehicle**

**Definition:** *The theft of articles from a motor vehicle, whether locked or unlocked.*

### **(g) Theft of Motor Vehicle Part or Accessories**

**Definition:** *The theft of any part or accessory affixed to the interior or exterior of a motor vehicle in a manner in which would make the item an attachment of the vehicle or necessary for its operation.*

### **(h) All Other Larceny**

**Definition:** *All thefts which do not fit in any of the definition of the specific subcategories of Larceny/Theft listed above.*

[Note: This subcategory includes thefts from fenced enclosures, boats and airplanes. Thefts of animals, lawn mowers, lawn furniture, hand tools and farm and construction equipment are also included where no break-in of a structure was involved.]

## **15. Motor Vehicle Theft (Crime Against Property)**

**Definition:** *The theft of a motor vehicle.*

[**Note:** A "motor vehicle" is defined for UCR purposes as a self-propelled vehicle that runs on land surface and not on rails and which fits in one of the following property descriptions: One offense is counted for each vehicle stolen.]

- **Automobiles**-Sedans, coupes, station wagons, convertibles, taxicabs, or other similar motor vehicles which serve the primary purpose of transporting people.
- **Buses**-Motor vehicles which are specifically designed (but not necessarily used) to transport groups of people on a commercial basis.
- **Recreational Vehicles**-Motor vehicles which are specifically designed (but not necessarily used) to transport people and also provide them temporary lodging for recreational purposes.
- **Trucks**-Motor vehicles which are specifically designed (but not necessarily used) to transport cargo on a commercial basis.
- **Other Motor Vehicles**-Any other motor vehicles (e.g., motorcycles, motor scooters, trail bikes, ATV's, mopeds, snowmobiles, golf carts) whose primary purpose is to transport people.

## **16. Pornography/Obscene Material (Crime Against Society)**

**Definition:** *The violation of laws or ordinances prohibiting the manufacture, publishing, sale, purchase, or possession of sexually explicit material, e.g., literature, photographs, etc.*

## **17. Prostitution Offenses (Crimes Against Society)**

**Definition:** *To unlawfully engage in or promote sexual activities for profit.*

### **(a) Prostitution**

**Definition:** *To unlawfully engage in sexual relations for profit.*

[Note: This offense includes prostitution by both males and females.]

### **(b) Assisting or Promoting Prostitution**

**Definition:** *To solicit customers or transport persons for prostitution purposes; to own, manufacture, or operate a dwelling or other establishment for the purpose of providing a place where prostitution is performed; or to otherwise assist or promote prostitution.*

## **18. Robbery (Crime Against Property)**

**Definition:** *The taking or attempting to take, anything of value under confrontational circumstances from the control, custody, or care of another person by force or threat of force or violence and/or by putting the victim in fear of immediate harm.*

[Note: Because some type of assault is an element of the crime of Robbery, an assault is not reported as a separate crime as long as it was performed in furtherance of the robbery. However, if the injury results in death, a Homicide Offense is reported. The “victims” of a robbery include not only the persons or other entities (businesses, financial institutions, etc.) from whom the property was taken (or attempted to be taken), but also those persons toward whom the robber(s) directed force or threat of force in perpetrating the offense. Therefore, although the primary victim in a bank robbery would be the “Financial Institution”, the teller toward whom the robber pointed a gun and made a demand is also reported as a victim.

## 19. Sex Offenses, Forcible (Crimes Against Persons)

**Definition:** *Any sexual act directed against another person, either male or female, forcibly and/or against that person's will; or not forcibly or against that person's will where the victim is incapable of giving consent.*

### (a) Forcible Rape (Except “Statutory Rape”)

**Definition:** *The carnal knowledge of a person forcibly, either male or female and/or against that person's will; or not forcibly or against that person's will where the victim is incapable of giving consent because of his/her temporary or permanent mental or physical incapacity.*

[Note: If force was used or threatened, the crime is classified as Forcible Rape regardless of the age of the victim or the relationship to the offender. If force was used or threatened and the victim was under the statutory age of consent or related to the offender within the degrees where marriage is prohibited, the crime is classified as Statutory Rape or Incest, respectively. Temporary mental or physical incapacity includes drug facilitated sexual assaults.]

### (b) Forcible Sodomy

**Definition:** *Oral or anal sexual intercourse with another person, either male or female, forcibly and/or against that person's will; or not forcibly and/or against that person's will where the victim is incapable of giving his/her consent because of his/her youth or because of his/her temporary or permanent mental or physical incapacity.*

### (c) Sexual Assault With An Object

**Definition:** *To use an object or instrument to unlawfully, penetrate, however slightly, the genital or anal opening of the body of another person (either male or female) forcibly and/or against his/her will; or not forcibly and/or against his/her will where the victim is incapable of giving his/her consent because of his/her youth or because of his/her temporary or permanent mental or physical incapacity.*

[Note: An "object" or "instrument" is anything used by the offender other than the offender's genitalia. Examples are a finger, bottle, handgun, stick, etc.]

### (d) Forcible Fondling

**Definition:** *The touching of the private body parts of another person, either male or female, for the purpose of sexual gratification, forcibly and/or against that person's will; or not forcibly and/or against that person's will where the victim is incapable of giving consent because of his/her youth or because of his/her temporary or permanent mental or physical incapacity.*

[Note: Forcible fondling includes "indecent liberties" and "child molesting". Because Forcible Fondling is an element of Forcible Rape, Forcible Sodomy, and Sexual Assault With An Object, it should be reported only if it is the **sole** forcible sex offense committed against the victim.]

## 20. Sex Offenses, Nonforcible (Except "Prostitution Offenses") (Crimes Against Persons)

**Definition:** *Unlawful, nonforcible sexual intercourse.*

### (a) Incest

**Definition:** *Nonforcible sexual intercourse between persons who are related to each other within the degrees wherein marriage is prohibited by law.*

### (b) Statutory Rape

**Definition:** *Nonforcible sexual intercourse with a person who is under the statutory age of consent.*

[Note: If force was used or threatened or the victim was incapable of giving consent because of his/her youth or mental impairment, either temporary or permanent, the offense should be classified as Forcible Rape, not Statutory Rape.]

## 21. Stolen Property Offenses (Crimes Against Property)

**Definition:** *Receiving, buying, selling, possessing, concealing, or transporting any property with the knowledge that it has been unlawfully taken, as by burglary, embezzlement, fraud, larceny, robbery, etc. Examples include receiving or transferring stolen goods, receiving or dispensing of property stolen in another state.@*

## 22. Weapon Law Violations (Crimes Against Society)

**Definition:** *The violation of laws or ordinances prohibiting the manufacture, sale, purchase, transportation, possession, concealment, or use of firearms, cutting instruments, explosives, incendiary devices, or other deadly weapons.*

## GROUP B OFFENSES

There are 11 Group B offense categories and they encompass all of the crimes which are not Group A offenses, with the exception of most traffic offenses. Only arrestee data (or Group B Arrest Reports) need to be reported for Group B Crimes.

### Bad Checks

**Definition:** *Knowingly and intentionally writing and/or negotiating checks drawn against insufficient or nonexistent funds.*

### Curfew/Loitering/Vagrancy Violations

**Definition:** *The violation of a court order, regulation, ordinance, or law requiring the withdrawal of persons from the streets or other specified areas; prohibiting persons from remaining in an area or place in an idle or aimless manner; or prohibiting persons from going from place to place without visible means of support.*



## **Disorderly Conduct**

**Definition:** *Any behavior that tends to disturb the public peace or decorum, scandalize the community, or shock the public sense of morality.*

## **Diving Under the Influence**

**Definition:** *Driving or operating a motor vehicle or common carrier while mentally or physically impaired as the result of consuming an alcoholic beverage or using a drug or narcotic.*

## **Drunkenness**

**Definition:** *To drink alcoholic beverages to the extent that one's mental faculties and physical coordination are subsequently impaired.*

## **Family Offenses**

**Definition:** *Unlawful, nonviolent acts by a family member (or legal guardian) which threaten the physical, mental, or economic well-being or morals of another family member and which are not classified as other offenses, such as Assault, Incest, Statutory Rape, etc.*

## **Liquor Law Violations**

**Definition:** *The violation of laws or ordinances prohibiting the manufacture, sale, purchase, transportation, possession, or use of alcoholic beverages.*

## **Peeping Tom**

**Definition:** *To secretly look through a window, doorway, keyhole, or other aperture for the purpose of voyeurism.*

## **Runaway**

**Definition:** *A person under the age of 18 years of age who has left home without the permission of his/her parent(s) or legal guardian.*

## **Trespass of Real Property**

**Definition:** *To unlawfully enter land, a dwelling, or other real property.*

## **All Other Offenses**

**Definition:** *All crimes which are not Group A offenses and not included in one of the specifically named Group B crime categories listed above.*