


**CRIME IN WEST VIRGINIA 1996**



**25TH  
ANNIVERSARY  
EDITION**

**CECIL UNDERWOOD  
GOVERNOR**

**COLONEL GARY L. EDGELL  
SUPERINTENDENT**

## **IN MEMORY**



**From 1973 through 1996, West Virginia has had the honorable distinction of being the state with the lowest crime rate in the nation.**

**The entire law enforcement community and the citizens of West Virginia should be applauded for the cooperative effort which made this distinction a reality. The 1996 edition of "Crime in West Virginia" is dedicated to those law enforcement officers who have paid the supreme sacrifice in the protection of their communities. The following is a list of all West Virginia officers feloniously killed in the line of duty since 1972.**

1972	Chief M R Lucas Constable Crockett Booth	Milton PD McDowell SO	Aug 4 Aug 21
1975	Deputy Jesse J Blevins, Jr Sergeant David Lilly Deputy Roger Lee Treadway	Monroe SO Beckley PD Fayette SO	Feb 21 May 21 Oct 15
1976	Sheriff Elvin (Pete) Wedge Deputy Kenneth W Love Deputy Ernest Hesson Sheriff Park Richards	Mason SO Mason SO Mason SO Calhoun SO	Mar 3 Mar 3 Mar 3 Nov 18
1977	Trooper Thomas D Hercules Trooper Charles H Johnson Deputy George Maynard Trooper Bruce Brown	Berkeley Springs Detachment Berkeley Springs Detachment McDowell SO Parsons Detachment	Jan 12 Jan 12 Sep 3 Oct 14
1978	Conservation Officer Wesley Frame	Monroe DNR	Nov 10
1979	Trooper Phillip Kesner	Moundsville Detachment	Nov 7
1981	Lieutenant Delbert Roush Sr Patrolman Eddie Ray Duncan Officer Paul Jeffrey Harmon	Charleston PD Charleston PD Huntington PD	Jun 26 Jun 26 Dec 14
1985	Patrolman John R Tucker	Fort Gay PD	Apr 20
1989	Trooper James T. Brammer Deputy Jonathan D Janney	Kingwood Detachment Putnam SO	Apr 15 Aug 17
1993	Sr. Trooper Larry G. Hacker	Harrisville Detachment	Apr 9

***May we always remember...***



STATE OF WEST VIRGINIA  
OFFICE OF THE GOVERNOR  
CHARLESTON 25305

CECIL H. UNDERWOOD  
GOVERNOR

## GREETINGS FROM THE GOVERNOR

We are pleased to present the 25th edition of *Crime in West Virginia*. This publication has long advised law enforcement, the legislature, community leaders, academia and the citizenship of West Virginia of the overall picture of crime in the state and in their local jurisdictions. We've been greatly blessed in this state with a relatively low crime rate. This reflects extremely well on the persons who reside in West Virginia and the dedicated law enforcement personnel who serve them.

This 25th edition also represents a landmark in the utilization and collection of crime data. We are actively moving toward replacing the limited and rather outdated summary method of collecting data with the state specific version of the National Incident Based Reporting System (NIBRS). Chief Patrick Fitzsimons, Chairman Emeritus, Major Cities Chiefs Association recently stated that NIBRS is "the premier program for telling what's going on out there and how to prevent it." The Incident Based Reporting System (IBRS) also represents a major advance in the utilization of technology by law enforcement. The success of IBRS relies heavily on a police department automating its records and in turn provides the agency with a valuable tool against crime by providing the ability to identify with precision when and where crime takes place, what form it takes and the characteristics of its victims and perpetrators. All this information aids the agencies in making the most efficient and effective use of their available resources as well as valuable guidance as to what additional resources truly need to be obtained.

I applaud West Virginia's law enforcement community for its past service and its contribution of known crime data to the state Uniform Crime Reporting program. I most heartily applaud the effort to utilize available advanced technology in making West Virginia a safer and more enjoyable place to live.

Sincerely,

A handwritten signature in black ink, appearing to read "Cecil H. Underwood", written over a white background.

Cecil H. Underwood





**West Virginia State Police**  
725 Jefferson Road  
South Charleston, West Virginia 25309-1698  
Executive Office

**Cecil H. Underwood**  
Governor

**Colonel Gary L. Edgell**  
Superintendent

The Honorable Cecil H. Underwood  
Governor of West Virginia  
State Capitol Building  
Charleston West Virginia 25305

Dear Governor Underwood:

This edition of *Crime in West Virginia 1996* marks a significant anniversary for crime reporting by law enforcement in the state. As pursuant to Chapter 15, Article 2, Section 24 of the Code of West Virginia I am very pleased to submit to you this **25th** crime report.

The information contained within is a wonderful example of the collaboration between our 240 state, county, municipal, campus and Department of Natural Resources law enforcement agencies. The data provided is in turn utilized by other members of the criminal justice community as well as legislators, municipal and county planners, advocacy groups, the media, sociologists and the general citizenship of our state.

The technological progress of law enforcement in reporting crime data by conversion to the Incident Based Reporting (IBRS) has the potential to be an outstanding model by law enforcement of cooperation, utilization of resources and the creative employment of new investigative methods.

I'm sure you join me, as well as with many others, in welcoming the useful knowledge that will be acquired from the implementation of IBRS.

Sincerely,

A handwritten signature in cursive script, appearing to read "Gary L. Edgell".

COLONEL GARY L. EDGELL  
SUPERINTENDENT

GLE/SGM:sc



# TABLE OF CONTENTS

In Memory .....	Overleaf
Introductory Letter .....	i
Letter of Transmittal .....	ii
Table of Contents .....	iii
List of Tables and Charts .....	iv
Introduction .....	2
Classification of Offenses .....	3-8
Profile of West Virginia .....	9
Crime Factors .....	10
West Virginia Crime Clock .....	11
Annual Reports Synopsis .....	12-13
County Crime Rates .....	14
Crime Rates in Class I, II and III Cities .....	15-16
Violent & Non-Violent Crime .....	20-21
Criminal Homicide Murder .....	24
Murder - County Crime Rate .....	26
Crime Rates in Class I, II and III Cities .....	27-28
Forcible Rape .....	31
Forcible Rape - County Crime Rate .....	33
Crime Rates in Class I, II, and III Cities .....	34-35
Robbery .....	36
Robbery - County Crime Rate .....	38
Crime Rates in Class I, II and III Cities .....	39-40
Felonious Assault .....	42
Felonious Assault County Crime Rate .....	44
Crime Rates in Class I, II and III Cities .....	45-46
Breaking and Entering .....	47
Breaking and Entering County Crime Rate .....	49
Crime Rates in Class I, II and III Cities .....	50-51
Larceny Theft .....	53
Larceny Theft - County Crime Rate .....	55
Crime Rates in Class I, II and III Cities .....	56-57
Motor Vehicle Theft .....	59
Motor Vehicle Theft - County Crime Rate .....	61
Crime Rates in Class I, II and III Cities .....	62-63
West Virginia Regional Crime .....	64-65
West Virginia Arrest Data .....	66-77
Violent Crime .....	67
Property Crime .....	67
Narcotic Drug Law Arrests .....	67
Gambling Arrests .....	67
Juvenile Disposition Data .....	67
Juvenile Arrests .....	74-76
DUI Arrests .....	72-73
Law Enforcement Data .....	78-82
Civilian Law Enforcement Employee Data .....	79
Law Enforcement Officers Killed and Assaulted .....	80-82
State, County, Municipal Offense Data	
Part I Offenses .....	83-124
State, County, Municipal Arrest Data	
Part I Arrests .....	125-159
Part II Arrests .....	160-194
Department of Natural Resources Data .....	195-196
Arson .....	197-198
Domestic Violence .....	199-205
Hate Crimes .....	206-207
Controlled Substances .....	208-210
Glossary of Terms .....	211





# LIST OF TABLES AND CHARTS

Crime Index Offenses by Month .....	17
Violent Crime Offenses by Month .....	18
Non-Violent Property Offenses by Month .....	19
Total Crime for West Virginia (5 year trend based on number of offenses) .....	20
Distribution of Violent and Non-Violent Crimes .....	21
Value of Property Stolen by Type of Offense .....	22
West Virginia Crime Index Five Year Recapitulation .....	23
Murder Offenses by Month .....	25
Murder Victims by Age, Sex and Race .....	29
Murders by Type of Weapon/Circumstances .....	30
Forcible Rape Offenses by Month .....	32
Robbery by Type of Weapon .....	36
Robbery Offenses by Month .....	37
Robbery -Value of Property Stolen .....	41
Felonious Assault by Type of Weapon .....	42
Felonious Assault Offenses by Month .....	43
Breaking and Entering by Type of Entry .....	47
Breaking and Entering Offenses by Month .....	48
Breaking and Entering - Value of Property Stolen .....	52
Larceny Theft Offenses by Month .....	54
Value of Property Stolen .....	58
Motor Vehicle Theft by Type of Motor Vehicle .....	59
Motor Vehicle Theft Offenses by Month .....	60
Crime Distribution by Regions .....	65
Monthly Arrest Trends .....	68
Total West Virginia Arrests .....	69
Total Arrests by Race .....	70
Total Arrests by Sex .....	71
DUI Arrests .....	72
Total DUI Arrests .....	73
Juvenile DUI Arrests .....	74
Part I Juvenile Arrests .....	75
Total Arrests by Age .....	76-77
Law Enforcement Employee Data .....	79
Police Officers Assaulted Summary .....	80
Analysis of Assaults on Law Enforcement Officers .....	81-82
Part I Offenses .....	84-124
Part I Arrests .....	126-159
Part II Arrests .....	161-194
Department of Natural Resources Data .....	196
Arson Volume .....	197
Breakdown of Arson Offenses and Property Damage .....	198
Domestic Violence by Relationship, Month and Day of Week .....	200
Child Abuse Cases from Human Services .....	201
Domestic Violence - Activity by Agency .....	202-205
Hate Crimes - Reported Offenses .....	206
Agencies Reporting Hate Crimes By Bias Motivation .....	207
Location of Hate Crime Incidents by Bias Motivation .....	207
Number of Hate Crime Incidents, Victim and Offenders by Bias Motivation .....	207
Purchased or Confiscated Controlled Substances and Their Estimated Street Value .....	208
Estimated Street Value (comparison) .....	209
Confiscated Controlled Substances (comparison) .....	210
Map of West Virginia .....	Back Cover

1,  
2

# INTRODUCTION

The West Virginia Uniform Crime Reporting (UCR) Program is a uniform, statewide method of collecting statistical crime data, under the direction of the Uniform Crime Reporting Section of the Criminal Identification Bureau, West Virginia State Police. Its purpose is two-fold:

1. To provide a consolidated annual report concerning crime in West Virginia and
2. To report state-wide crime statistics from a single agency to the Federal Bureau of Investigation (FBI)

## NATIONAL UNIFORM CRIME REPORTING PROGRAM

The counterpart of all state-wide UCR programs is the National UCR Program under the direction of the Federal Bureau of Investigation. This national program was the result of a need for nation-wide uniform compilation of crime statistics. Uniform Crime Reports were first collected in 1930 after being developed by a committee of the International Association of Chiefs of Police. Today the IACP continues to serve in an advisory capacity to the FBI in its operation of the UCR program.

In the last several years, the FBI has been actively assisting individual states in the development of state-wide programs for the collection of law enforcement statistics. Although individual UCR programs may vary from state to state, all state programs must be compatible with the National UCR Program. Presently there are 47 operational state or territorial-level UCR Programs. Crime statistics submitted by individual law enforcement agencies from all fifty (50) state, whether reported through state-level UCR programs or directly to the FBI, are presented annually in the FBI's Uniform Crime Reports publication, Crime in the United States.

## WEST VIRGINIA UNIFORM CRIME REPORTING PROGRAM

Taking advantage of the invaluable assistance provided, West Virginia developed its own state-wide program for collection of law enforcement statistics.

## PURPOSE AND OBJECTIVES

The fundamental objectives of the West Virginia UCR Program are:

1. Inform the Governor, Legislature, other government officials and the public as to the nature of the crime problem in West Virginia, its magnitude and its trends.
2. Provide the FBI with complete crime data to be included in the National crime report.
3. Provide law enforcement administrators with the best possible data available to help combat individual crime problem areas.
4. Determine who commits crimes by age, sex, race and ethnic origin and by other attributes in order to find the proper focus for crime prevention and enforcement.
5. Provide base data and statistics to measure the workload and effectiveness of West Virginia's Criminal Justice System, to measure the effect of prevention and deterrence programs, and to assist in the assessment of social and other causes for the development of theories on criminal behavior.

## DEVELOPMENT

The West Virginia Legislature, in the Criminal Identification bureau Act of 1971, established the Uniform Crime Reporting Statute.

# **Criminal Identification Bureau Act of 1971**

## **Chapter 15, Article 2, Section 24, Sub-Section i**

(i) All state, county and municipal law enforcement agencies shall submit to the bureau uniform crime reports setting forth their activities in connection with law enforcement. It shall be the duty of the bureau to adopt and promulgate rules and regulations prescribing the forms, general content, time and manner of submission of such Uniform Crime Reports. Willful or repeated failure by any state, county or municipal law enforcement official to submit the Uniform Crime Reports as required in this article shall constitute neglect of duty in public office. The bureau shall correlate the reports submitted to it and shall compile and submit to the governor and the legislature semi-annual reports based on such reports. A copy of such reports shall be furnished to all prosecuting attorneys and law enforcement agencies.

The responsibility and authority for collection and dissemination of UCR data was given to the West Virginia State Police. This program became operational January 1, 1972.

### **REPORTING PROCEDURE**

Under the West Virginia UCR Statute, law enforcement agencies are required to submit specified Uniform Crime Reports. The necessary information for each of the required reports is gathered from each agency's record of complaints, investigations and arrests. Offenses are recorded by the municipal and county in which they occur. Municipal law enforcement agencies report those crimes which occur within the cities, and the county sheriff's departments and state police report those crimes which occur within the counties but outside the cities.

Individual agencies are required to submit uniform crime reports on a monthly basis. Law enforcement agencies report the number of offenses reported to them in the following Part I crime categories:

- (1) Criminal Homicide
- (2) Forcible Rape
- (3) Robbery
- (4) Felonious Assault
- (5) Breaking and Entering
- (6) Larceny Theft
- (7) Motor Vehicle Theft

(Arson became the eight crime index offense in 1979, however, these statistics are collected in a supplemental form and are shown separately.)

In addition, law enforcement agencies report on a monthly basis supplemental offense information such as the value of property stolen and recovered, the circumstances surrounding homicides and rapes, the age, sex and race of all persons arrested and police disposition of juveniles. Police employee data is collected on an annual basis. Information on domestic violence is collected on a monthly basis in accordance with the state code 48-2A-9 and the subsequent information summaries family and household abuse in the state. As of April, 1988, law enforcement agencies began to report to this office a Monthly Controlled Substance Report, which provides information on the quality and type of drugs purchased or confiscated by law enforcement in West Virginia, as well as the estimated street value of these drugs. This data is included in this edition of **Crime in West Virginia**.

### **Verification Process**

An obvious concern in the collection of crime statistics from law enforcement agencies throughout the state is the uniformity and accuracy of data received. All law enforcement agencies are furnished with the Uniform Crime Reporting Handbook which outlines in detail the proper procedures for scoring and classifying offenses. However, program aides such as guides and instructions do not necessarily guarantee the accuracy and correctness of the reports submitted by the agencies. Additional controls therefore are necessary.

# CLASSIFICATION OF OFFENSES

Uniformity in reporting under the West Virginia system is based upon the proper classification of offenses by police.

The adoption of the Federal System of Uniform Crime Reporting included the utilization of the offense classifications of that system. Law enforcement in this state has made accurate application of those classifications in the reports submitted to the West Virginia Uniform Crime Reporting System.

In view of the need for compatibility with the federal system, "offenses" under the program are not distinguished by designation of "high misdemeanors," "misdemeanors," or violations of municipal ordinances. The explanations of offense classifications may vary slightly with those employed at the federal level because the language used in that familiar to law enforcement in this state. However, the major categories of offense classification remain the same as those employed on the national level.

## Part I Offenses

Offense data consists of information that has been extracted from reports of Part I crimes that have come to the attention of West Virginia law enforcement agencies. In general, Part I crimes are those serious crimes that are usually reported to law enforcement agencies. They consist of the following offenses.

### OFFENSE CLASSIFICATIONS

#### (1) Homicide

- 1a. Murder and Non-Negligent Manslaughter - The unlawful killing of a human being with malice aforethought.

*General rule - Any death due to a fight, argument, quarrel, assault or commission of a crime.*

- 1b. Manslaughter by Negligence - the unlawful killing of a human being, by another, without malice aforethought.

#### (2) Forcible Rape

- 2a. Rape by Force - the carnal knowledge of a female forcibly and against her will.

*General rule - Forcible rape of a female but excluding carnal abuse (Statutory Rape) or other sex offenses.*

- 2b. Assault to Rape - Attempts - All assaults and attempts to rape.

#### (3) Robbery - the felonious and forcible taking of the property of another, against his will, by violence or by putting him in fear. Includes all attempts.

- 3a. Gun - All robberies and attempted robberies involving the use of any type of firearm (revolvers, automatic pistol, shotguns, zip guns, rifles, pellet guns, etc.)

- 3b. Knife or Cutting Instrument - All robberies and attempted robberies involving the use of cutting or stabbing objects (knife, razor, hatchet, axe, cleaver, scissors, glass, broken bottle, dagger, ice pick, etc.)

- 3c. Other Dangerous Weapons - All robberies or attempted robberies when any other object or thing is used as a weapon. (This includes clubs, bricks, jack handles, bottles, explosives, acid, etc.)

- 3d. Strong-Arm - Hands, Fists, Feet, etc. - All robberies which includes mugging and similar offenses where no weapon is used, but strong arm tactics are employed to deprive the victim of his property. This is limited to hands, arms, fists, feet, etc. As in armed robbery, this includes all attempts.

#### (4) Assaults - An assault is an attempt or offer, with unlawful force or violence, to do physical injury to another.

*General rule - All assaults will be classified in the following categories, excluding assaults with intent to rob or rape.*

- 4a. Gun - All assaults and attempted assaults involving the use of any type of firearms. (Revolvers, automatic pistols, shotguns, zip gun, pellet guns, etc.)

Each report received by the UCR Section is recorded, examined and verified for mathematical accuracy and possibly more important, reasonableness. The elimination of duplication of reporting by agencies receives particular attention. Checks are built into the data processing of the reports to further ensure their validity and accuracy. The UCR Program, however, is still affected to some degree by problems such as incorrect reports, incomplete records, misinterpreted data and human error, as are all statistical programs. In addition, it should be pointed out that there is no way of determining the actual total number of crimes which are committed. Many criminal acts occur which are not reported to official sources. It is for this reason the Uniform Crime Reporting Program focuses its attention in the offenses which are reported to law enforcement agencies.

In spite of these and other shortcomings, the Uniform Crime Reporting Program still provides the best information available concerning crime in West Virginia.

## **POPULATION DATA**

The computation of crime rates as they appear in this report by municipal, county and state is based on 1996 population data provided by the Federal Bureau of Investigation through the cooperation and assistance of the United States Bureau of Census.

## **CRIME INDEX**

The tabulations presented in the tables, graphs and charts in this publication indicate the volume and distribution of crime in West Virginia on the basis of a Crime Index. The crime figures are broken down by municipal, county, regional and state totals.

The Uniform Crime Reporting Program utilized seven crime classifications - Murder, Forcible Rape, Robbery, Felonious Assault, Breaking and Entering, Larceny Theft and Motor Vehicle theft, to establish an index to measure the trend and distribution of crime in the United States. These crimes are counted by law enforcement agencies as they become known to them. These crimes were selected as they represent the most common local crime problems. They are defined as all serious crimes either by their nature or by the volume in which they occur. The crimes, Murder, Forcible Rape, Robbery and Felonious Assault are categorized as Violence Crime. The crimes Breaking and Entering, Larceny Theft and Motor Vehicle Theft are classified as Non-Violent Crimes.

The monthly and annual Uniform Crime Reports received in 1996 from 240 municipal, county and state law enforcement agencies in West Virginia represent 100% of the estimated West Virginia population. The rural population is served both by the state police and sheriff's departments and the crime rate is computed for the rural population rather than for the agency, however, the number of offenses and percent of offenses cleared is listed separately for each agency.

This report provides police executives with a yardstick with which to measure local crime problems. To use this report as an administrative tool, data must be converted to percentages and rates. The most used of crime statistics is the Crime Index Rate which refers to the number of Crime Index Offenses per 100,000 population. **Due to the fact that no city in the state has a population over 100,000, calculations for each individual contributing agency are based on the number of offenses per 1,000 persons.**

For Uniform Crime Reporting purposes, a Crime Index Offense is cleared when the case has been solved either by arrest or by exceptional clearance.

- 4b. Knife or Cutting Instrument - All assaults and attempted assaults, involving the use of cutting or stabbing objects (knife, razor, hatchet, axe, cleaver, scissors, glass, broken bottle, dagger, ice pick, etc.)
  - 4c. Other dangerous weapon - All assaults or attempted assaults when any other object or thing is used as a weapon. (Club bricks, pick handles, bottles, acid, explosives, lye, poison, scalding water and cases of attempted drowning, burning, etc.)
  - 4d. Hands, Fists, Feet, etc. - **Felonious Assaults** which are of felonious nature when hands, fists, feet, etc., are used. To be classified as felonious assault, the attack must result in serious personal injury.
  - 4e. Other Assaults - Not Felonious - All offenses of simple assault and assault and battery.
- (5) Breaking and Entering - Unlawful entry or attempted forcible entry of any structure to commit a felony or larceny.

*General Rule* - Any unlawful entry or attempted forcible entry of any dwelling house, attached structure, public building, shop, office, factory, storehouse, apartment, house trailer, warehouse, mill, barn, other building, houseboat, or railroad car.

**NOTE:** For Uniform Crime Reporting purposes, a breaking and entering with the intent to commit a larceny is classified only as breaking and entering. Breaking and Entering of a motor vehicle with the intent to commit a larceny is classified as larceny.

- 5a. Forcible Entry - All offenses where force of any kind is used to enter unlawfully a locked structure, with intent to steal or commit a felony. This includes entry by use of a master key, celluloid or other device that leaves no outward mark but is used to open a lock. Concealment inside a building, followed by the breaking out of the structure is also included.
  - 5b. Unlawful Entry - No Force - Any unlawful entry without any evidence of forcible entry.
  - 5c. Attempted Forcible Entry - When determined that forcible entry has been attempted.
- (6) Larceny Theft (except Auto Theft) - The unlawful taking of the property of another with intent to deprive him of ownership.

*General rule* - All larcenies and thefts resulting from pocket-picking, purse snatching, shoplifting, larceny from auto, larcenies of auto parts and accessories, theft of bicycles, larcenies from buildings, and from coin operated machines. Any theft that is not a robbery or the result of breaking and entering is included. Embezzlement, larceny by bailee, fraud or bad check cases are excluded.

- (7) Motor Vehicle Theft - The larceny or attempted larceny of a motor vehicle.

*General rule* - Thefts and attempted thefts of a motor vehicle. This includes all vehicles which can be registered as a motor vehicle in this state. Excludes where there is a lawful access to the vehicle, such as a family situation or unauthorized use by others with lawful access to the vehicle. (chauffeur, employees, etc.)

- (8) Arson - Includes all arrests fro violation of State Laws and Municipal Ordinances relating to arson and attempted arson.

*General Rule* - any willful or malicious burning or attempt to burn, with or without intent to defraud; a dwelling house, public building, motor vehicle or aircraft, personal property of another, etc. Only fires determined through investigation to have been willfully or maliciously set are to be classified as arsons. Attempts to burn should be included, but fires of suspicious or unknown origins should not be reported.

**The hierarchy rule will not apply to the offense of Arson. Any other Crime Index Offense occurring in conjunction with an arson will be reported.**

## **Part II Offenses**

Part II Offenses are made up of all other crimes not classified as Part I crimes. Information of Part II Offenses is only reported when an arrest has been made. Part II crimes for UCR purposes are as follows:

- (9) **Other Assaults** - this is comprised of all assaults and attempted assaults which are simple or minor in nature. These "Other Assaults" are also scored on Return A under item 4e as an Offense Known to Police. However, for the purpose of this return, arrests for this offense are scored in this class.
- (10) **Forgery and counterfeiting** - In this class are included all offenses dealing with the making, altering, uttering or possessing, with intent to defraud; anything false in the semblance of that which is true.

Include: altering or forging public or other records. Making, altering, forging or counterfeiting bills, notes, drafts, tickets, checks, credit cards, etc.

**Counterfeiting coins, plates, bank notes, checks, etc.**

**Possessing or uttering forged or counterfeiting instruments**

**Signing the name of another or fictitious person with intent to defraud.**

**All attempts to commit any of the above.**

- (11) **Fraud** - Fraudulent conversion and obtaining money or property by false pretense. **Includes bad checks, confidence games, etc., except forgeries and counterfeiting.**
- (12) **Embezzlement** - Misappropriation or misapplication of money or property entrusted to one's care.
- (13) **Stolen Property; Buying, Receiving, Possessing** - Included in this class are all offenses of buying, receiving and possession of stolen property, as well as all attempts to commit any of these offenses.
- (14) **Vandalism** - Included in this class are all willful or malicious destruction, injury, disfigurement or defacement of any public or private property, real or personal, without consent of the owner or person having custody or control, by cutting, tearing, breaking, marking, painting, drawing, covering with filth, or any other such means as may be specified by law or ordinance. This offense covers a wide range of malicious behavior directed at property.
- (15) **Weapons: Carrying, Possessing, etc.**

This class deals with violations of weapon laws such as:

**Manufacture, sale or possession of deadly weapons.**

**Carrying deadly weapons.**

**Furnishing deadly weapons to minors.**

**Aliens possessing deadly weapons.**

**All attempts to commit the above.**

- (16) **Prostitution and Commercialized Vice** - Include in the class are the sex offenses of a commercialized nature, such as:

**Prostitution**

**Keeping a bawdy house, disorderly house, or house of ill repute.**

**Pandering, procuring, transporting or detaining women for immoral purposes, etc.**

**All attempts to commit any of the above.**



(17) Sex Offenses - Except forcible rape, prostitution and commercialized vice. Included are offenses against chastity, common decency, morals and the like.

**Adultery and fornication**

**Buggery**

**Incest (No Force)**

**Indecent Exposure**

**Sodomy**

**Statutory Rape (No Force)**

**All attempts to commit any of the above**

(18) Narcotic Drug Laws - narcotic drug law arrests are reported on the basis of the narcotics used. Include are all arrests for violations of state and local ordinances, specifically those relating to the unlawful possession, sale, use, growing, manufacturing and making of narcotic drugs. The following make up subdivisions of narcotic drug law arrests.

**Opium or cocaine and their derivatives (Morphine, Heroin, Codeine)**

**Marijuana**

**Synthetic narcotics, manufactured narcotics which can cause true drug addition (Demerol, Methadone)**

**Other Dangerous Non-Narcotic drugs (Barbiturates, Benzedrine)**

(19) Gambling - Include all charges which relate to promoting, permitting or engaging in gambling. To provide a more refined collection of gambling arrests, contributors furnish the following breakdown:

**Bookmaking (horse & sport books)**

**Numbers & Lottery**

**All Other Gambling**

(20) Offenses Against the Family and Children - Included here are all charges of non-support and neglect or abuse of family or children.

**Desertion, abandonment or non-support**

**Neglect or Abuse of Child**

**Non-Payment of Alimony/Child Support**

(21) Driving Under the Influence - this is limited to the driving or operating of any vehicle while under the influence of narcotic drugs or alcohol.

(22) Liquor Laws - With the exception of "Drunkness" (Class 23) and "Driving Under the Influence" (Class 21), liquor law violations, State or Local are placed in this class. This class includes: Manufacturing, sale, transporting, furnishing, possession, etc. This class does not include Federal violations.

**Maintaining Unlawful Drinking Places**

**Bootlegging**

**Operating Still**

**Furnishing Liquor to a Minor**

**Using Vehicle for Illegal Transportation of Liquor**

- (23) **Drunkenness** - Included in this class are all offenses of drunkenness or intoxication, with the exception of "Driving Under the Influence" (Class 21).

**Drunk and Disorderly**

**Public Intoxication**

- (24) **Disorderly Conduct** - In this class, all disorderly persons arrested except those counted in classes 1 through 23 and class 25 are reported.
- (25) **Vagrancy** - Placed in this class are arrests for disorderly persons when the person is arrested for failure to give good account of himself.
- (26) **All Other Offenses** - Included in this class are every other State or Local Offense not included in class 1 through 25.

**Abduction and Compelling to Marry**

**Bigamy and Polygamy**

**Blackmail and Extortion**

**Bribery**

**Contempt of court**

**Discrimination, Unfair Competition**

**Kidnapping**

**Offenses contributing to juvenile delinquency except as provided for in classes 1 through 29, such as employment of children in immoral vocations or practices, admitting minors to improper places, etc.**

**Perjury and Subornation of Perjury**

**Possession, Repair, Manufacture, etc., of Burglar's tools**

**Possession or Sale of Obscene Literature**

**Unlawful use, possession, etc., of explosives, etc.**

- (27) **Curfew and Loitering Laws (Juveniles)** - Count all arrests made for violations of local curfew or loitering ordinances.
- (28) **Runaway (Juveniles)** - Counted are arrests of runaways from your jurisdiction. Not included are protective custody actions with respect to runaways from other jurisdictions.

## ***PROFILE***

# ***WEST VIRGINIA: A Welcome Change***

## ***Vacation Destination***

*West Virginia*, truly deserving of its nickname "Mountain State," possesses an abundance of resources - natural, education and recreational - for its citizens and for visitors to this fine state.

Comprised of 55 counties, with a population in 1996 of 1,826,000 and a density of 75.1 persons per square mile, West Virginia is primarily a rural state nestled in the heart of the county's Mid Atlantic region. The state of West Virginia offers visitors awe-inspiring scenery, numerous recreation and entertaining facilities, historical attractions and unique arts and crafts.

Our rich mountain heritage is brought to life through a diversity of fairs and festivals and historical attractions. Visitors to our many glass factories have the opportunity to watch skilled artisans as they craft fine, handblown glass into beautiful heirlooms and keepsakes. Our extensive park system, quaint bed and breakfast inns and resorts offer a variety of activities and accommodations to suit every taste.

Whitewater rafting trips down our winding rivers, driving tours along our scenic highways, sternwheeler riverboat cruises and scenic train excursions provide ample opportunities to experience the brilliant colors of fall foliage, the colorful blossoms of spring, or the verdant green hills during summertime. Cross-country and downhill ski buffs will enjoy our many outstanding resorts in winter.

From the splendor of our scenic beauty to the myriad outdoor recreational opportunities available, West Virginia is the ultimate destination for conventions, retreats, extended vacations or weekend getaways. Exceptional service and warm hospitality are hallmarks of the West Virginia travel experience.

For information about West Virginia tourist attractions, accommodations and events, phone toll-free, 1-800-Call WVA.



# CRIME FACTORS

Statistics gathered under the Uniform Crime Reporting Program are submitted by the law enforcement agencies of West Virginia and project a state-wide view of crime. Awareness of the presence of certain crime factors, which may influence the resulting volume and type of statistics presented, is necessary if fair and equitable conclusions are to be drawn. These crime-influencing factors are present, to some degree, in every community and their presence affects, in varying degree, the crime experience of that community. Attempts at comparison of crime figures between communities should not be made without first considering the individual factors present in each community.

Crime, as an outgrowth of society, remains a social problem of grave concern and the police are limited in their role to its suppression and detection. As stated by the president's Commission of Law Enforcement and Administration of Criminal Justice in their report "The Challenge of Crime In A Free Society" (1967 - Page 92):

"But the fact that the police deal daily with crime does not mean that they have unlimited power to prevent it, or reduce it or deter it. The police do not create and cannot resolve the social conditions that stimulate crime. They did not start and cannot stop the convulsive social changes that are taking place in America. They do not enact the laws that they are required to enforce, not do they dispose of the criminals they arrest. The police are only one part of the criminal justice system; the criminal justice system is only one part of the government; and the government is only one part of society. Insofar as crime is a social phenomenon, crime prevention is the responsibility of every part of society. The criminal process is limited to case by case operations, one criminal or one crime at a time."

Set forth below are some of the conditions which will, by type and volume, affect the crime that occurs from place to place.

- ▶ **Density and size of the community population and the metropolitan area of which it is a part.**
- ▶ **Composition of the population with reference particularly to age, sex, race and ethnic origin.**
- ▶ **Economic status of the population.**
- ▶ **Relative stability of the population, including commuters, seasonal and other transient types.**
- ▶ **Climate, including seasonal weather conditions.**
- ▶ **Educational, recreational and religious characteristics.**
- ▶ **Standards governing appointments to the police force.**
- ▶ **Policies of the prosecuting officials and the courts.**
- ▶ **Attitudes of the public toward law enforcement problems.**
- ▶ **The administrative and investigative efficiency of the local law enforcement agency, including the degree of adherence to crime reporting standards.**

# WEST VIRGINIA CRIME CLOCK

**1996**

**INDEX CRIMES**  
ONE EVERY  
11.6 MINUTES

**VIOLENT CRIMES**  
ONE EVERY  
2.3 HOURS

**MURDER**  
ONE EVERY  
5.3 DAYS

**ROBBERY**  
ONE EVERY  
11.9 HOURS

**FORCIBLE RAPE**  
ONE EVERY  
24.5 HOURS

**AGGRAVATED ASSAULT**  
ONE EVERY  
3.2 HOURS

**NON-VIOLENT CRIMES**  
ONE EVERY  
12.6 MINUTES

**BURGLARY**  
ONE EVERY  
52.7 MINUTES

**LARCENY**  
ONE EVERY  
18.6 MINUTES

**MOTOR VEHICLE THEFT**  
ONE EVERY  
2.7 HOURS

**CRIME IN WEST VIRGINIA  
ANNUAL REPORT SYNOPSIS  
1996**

**POPULATION:**

<i>TOTAL</i> .....	1,826,000
RURAL .....	1,196,598
MUNICIPAL .....	629,402

**LAW ENFORCEMENT EMPLOYEES:**

<i>TOTAL</i> .....	4,001
SWORN OFFICERS .....	2,937
CIVILIANS .....	1,064

**INDEX CRIME VOLUME:**

<i>TOTAL</i> .....	45,374
VIOLENT .....	3,864
MURDER .....	69
FORCIBLE RAPE .....	358
ROBBERY .....	737
FELONIOUS ASSAULT .....	2,700
NON-VIOLENT .....	41,510
BREAKING & ENTERING .....	9,979
LARCENY THEFT .....	28,300
MOTOR VEHICLE THEFT .....	3,231

**INDEX CRIME RATE PER 100,000 RESIDENTS**

<i>TOTAL</i> .....	284.9
VIOLENT .....	211.6
MURDER .....	3.8
FORCIBLE RAPE .....	19.6
ROBBERY .....	40.4
FELONIOUS ASSAULT .....	147.9
NON-VIOLENT .....	2,273.3
BREAKING & ENTERING .....	546.5
LARCENY THEFT .....	1,549.8
MOTOR VEHICLE THEFT .....	1796.9

**INDEX CRIME CLEARANCES (RATES)**

<i>TOTAL</i> .....	9,923 (21.9%)
VIOLENT .....	2,076 (53.7%)
MURDER .....	51 (73.9%)
FORCIBLE RAPE .....	148 (41.3%)
ROBBERY .....	130 (43.7%)
FELONIOUS ASSAULT .....	1,747 (67.7%)
NON-VIOLENT .....	7,847 (18.9%)
BREAKING & ENTERING .....	1,239 (12.9%)
LARCENY THEFT .....	6,039 (21.3%)
MOTOR VEHICLE THEFT .....	569 (17.6%)

**INDEX CRIME ARRESTS**

<i>TOTAL</i> .....	9,969
VIOLENT .....	1,391
MURDER .....	55
FORCIBLE RAPE .....	118
ROBBERY .....	271
FELONIOUS ASSAULT .....	947

**INDEX CRIME ARRESTS (cont'd)**

NON-VIOLENT .....	8,578
BREAKING & ENTERING .....	1,596
LARCENY THEFT .....	6,421
MOTOR VEHICLE THEFT .....	561

**VALUE OF PROPERTY STOLEN**

TOTAL STOLEN .....	\$46,830,062
TOTAL RECOVERED .....	\$16,267,947

**LAW ENFORCEMENT OFFICERS**

KILLED .....	0
ASSAULTED .....	577
ASSAULTED (WITHOUT PERSONAL INJURY) .....	484( 83.9 %)
ASSAULTED (WITH PERSONAL INJURY) .....	93(16.1%0

**ARSON OFFENSES (VALUE OF PROPERTY DAMAGED)**

TOTAL .....	391 (\$4,967,783)
STRUCTURAL .....	268 (\$4,459,472)
MOBILE .....	99 (\$501,632)
OTHER .....	24 (\$6,679)

**THIS SYNOPSIS OF CRIME IN WEST VIRGINIA FOR 1996 PRESENTS SIGNIFICANT INFORMATION FOR THE YEAR TO PROVIDE READY REFERENCE TO PERSONS NOT PARTICULARLY INTERESTED IN OR IN NEED OF DETAILED STATISTICS OR COMPARISONS.**

## 1996 CRIME RATE BY COUNTY

OBS	COUNTY	TOTOFF	CRIME RATE	POP
1	MONROE	84	5.9522	14111
2	MCDOWELL	199	6.0058	33127
3	RITCHIE	62	6.0152	10307
4	TYLER	78	6.5419	11923
5	DODDRIDGE	50	6.8445	7305
6	BROOKE	172	7.3736	23323
7	BARBOUR	137	8.4871	16140
8	BRAXTON	124	9.3967	13196
9	MINGO	322	9.4636	34018
10	POCAHONTAS	90	9.9342	9059
11	GRANT	111	10.1365	10950
12	PLEASANTS	77	10.2525	7510
13	WYOMING	293	10.2638	28543
14	WIRT	56	10.2676	5454
15	BOONE	294	11.1632	26336
16	PENDLETON	92	11.3942	8074
17	PRESTON	341	11.4064	29895
18	CALHOUN	91	11.4460	7950
19	LINCOLN	252	11.4811	21949
20	TAYLOR	176	11.5069	15294
21	CLAY	124	12.1210	10230
22	JACKSON	326	12.1957	26727
23	UPSHUR	291	12.2598	23733
24	WEBSTER	129	12.3608	10436
25	GREENBRIER	425	12.3675	34362
26	LOGAN	537	12.4906	42980
27	LEWIS	221	12.5904	17551
28	WETZEL	235	13.7263	17119
29	MARION	806	13.8390	58218
30	MASON	353	13.8976	25395
31	GILMER	105	14.0353	7481
32	HAMPSHIRE	265	14.5776	18178
33	MINERAL	440	16.1172	27298
34	TUCKER	128	16.2906	7857
35	SUMMERS	236	16.6640	14161
36	WAYNE	646	16.9123	38195
37	ROANE	259	16.9671	15264
38	MARSHALL	674	18.0362	37366
39	PUTNAM	867	18.4671	46944
40	HANCOCK	711	18.5500	38326
41	NICHOLAS	527	19.2039	27435
42	HARDY	222	19.3007	11502
43	HARRISON	1421	20.0361	70887
44	RANDOLPH	669	23.3682	28625
45	JEFFERSON	921	23.6329	38969
46	MERCER	1542	23.6389	65196
47	MORGAN	345	26.5926	12973
48	FAYETTE	1378	28.0699	49081
49	WOOD	2628	29.7752	88197
50	OHIO	1649	32.8975	50120
51	MONONGALIA	2641	33.7520	78208
52	BERKELEY	2336	35.6006	65598
53	RALEIGH	3154	40.2766	78303
54	KANAWHA	9856	47.5059	207254
55	CABELL	5206	51.3312	101367

\*Crime Rate Calculated per 1,000 population.



### 1996 CRIME RATE IN CLASS I CITIES

OBS	AGID	TOTOFF	CRIME RATE	POP
1	HUNTINGTON	3534	65.556	53905
2	CHARLESTON	6116	108.681	56244

\*Class I Cities are in excess of 50,000 population.

\*Crime Rate Calculated per 1,000 population.

### 1996 CRIME RATE IN CLASS II CITIES

OBS	AGID	TOTOFF	CRIME RATE	POP
1	WEIRTON	360	16.7220	21528
2	BLUEFIELD	294	23.2936	12620
3	FAIRMONT	527	25.4910	20671
4	ST. ALBANS	313	28.8555	10846
5	CLARKSBURG	560	31.6064	17716
6	VIENNA	385	34.8309	11053
7	SOUTH CHARLESTON	527	39.2141	13438
8	MOUNDSVILLE	436	40.2777	10824
9	WHEELING	1455	42.7333	34042
10	MORGANTOWN	1281	48.1912	26575
11	PARKERSBURG	1758	52.9861	33173
12	MARTINSBURG	997	66.6694	14953
13	BECKLEY	1355	73.2648	18492

\*Class II Cities are 10,000 to 49,999 in population.

\*Crime Rate Calculated per 1,000 population.

### 1996 CRIME RATE IN CLASS III CITIES

OBS	AGID	TOTOFF	CRIME RATE	POP
1	RICHWOOD	5	1.949	2565
2	01401	10	4.766	2098
3	RAVENSWOOD	26	6.375	4078
4	WHITE SULPHUR SPRINGS	19	7.116	2670
5	MILTON	17	7.559	2249
6	BETHLEHEM	20	7.604	2630
7	SALEM	17	7.755	2192
8	LOGAN	18	8.219	2190
9	MADISON	28	8.835	3169
10	01201	29	9.495	3054
11	LEWISBURG	38	9.788	3882
12	MCMECHEN	22	10.747	2047
13	PADEN CITY	30	10.858	2763
14	WELLSBURG	39	11.542	3379
15	MANNINGTON	27	12.368	2183
16	SHINNSTON	36	14.145	2545
17	MONTGOMERY	35	14.951	2341
18	PHILIPPI	49	15.198	3224
19	WILLIAMSON	69	16.530	4174
20	KINGWOOD	56	16.617	3370
21	FOLLANSBEE	60	18.203	3296
22	ST. MARYS	39	18.318	2129

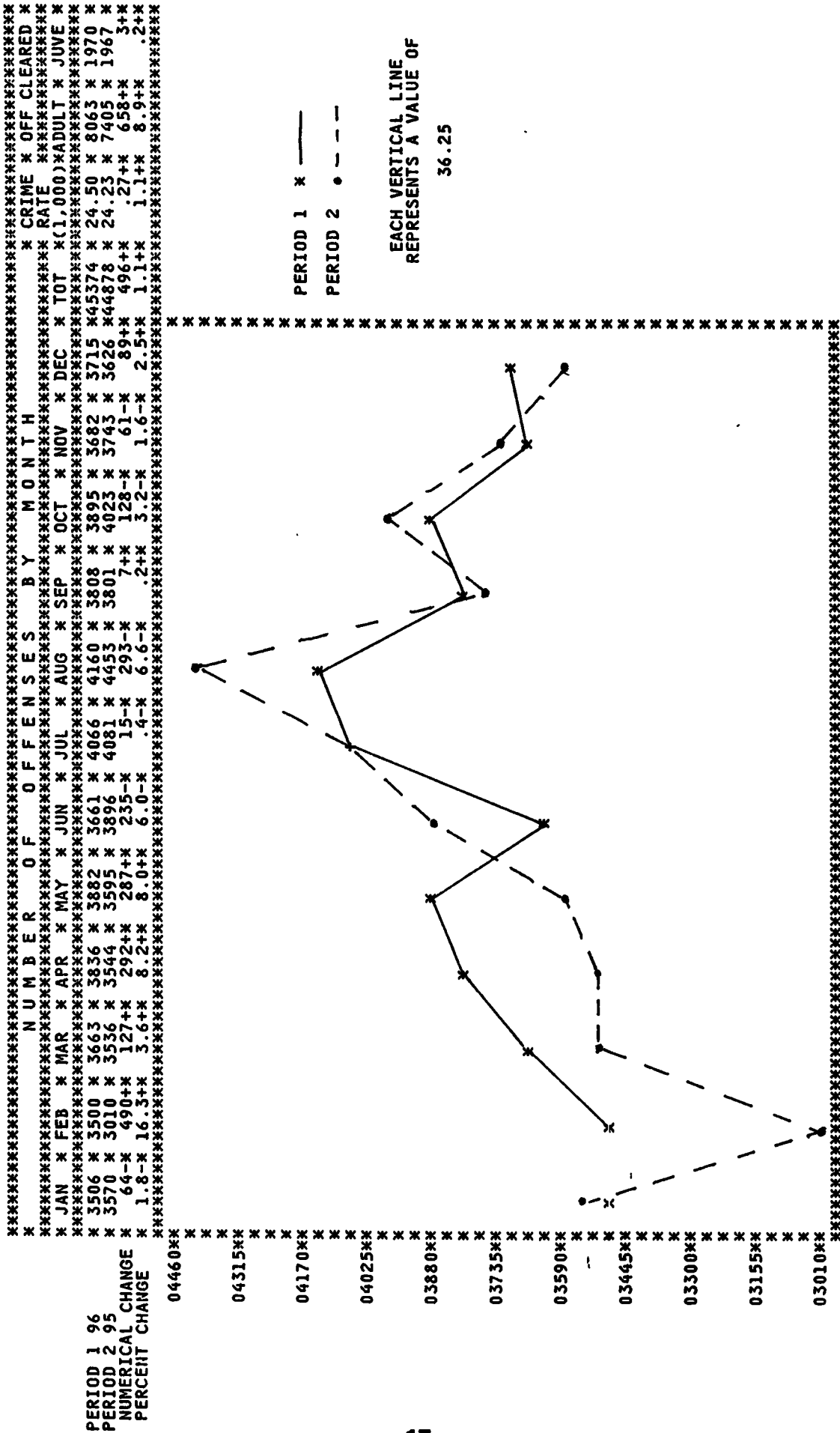
**1996 CRIME RATE IN CLASS III CITIES**

OBS	AGID	TOTOFF	CRIME RATE	POP
23	WESTON	101	20.131	5017
24	BUCKHANNON	129	20.414	6319
25	NEW MARTINSVILLE	136	20.516	6629
26	HURRICANE	116	20.901	5550
27	GRAFTON	115	21.066	5459
28	CHESTER	60	21.284	2819
29	FAYETTEVILLE	56	24.724	2265
30	WILLIAMSTOWN	75	24.777	3027
31	HINTON	89	26.253	3390
32	PT. PLEASANT	134	27.749	4829
33	WELCH	88	28.150	3126
34	NITRO	213	31.822	6693
35	MOOREFIELD	83	35.065	2367
36	DUNBAR	323	38.004	8499
37	RIPLEY	117	38.073	3073
38	KEYSER	229	38.518	5945
39	SUMMERSVILLE	129	40.565	3180
40	KENOVA	151	41.099	3674
41	SPENCER	102	44.367	2299
42	ELKINS	357	44.989	7935
43	RANSON	139	48.047	2893
44	WESTOVER	201	49.167	4088
45	CHARLES TOWN	170	50.609	3359
46	BRIDGEPORT	358	51.420	6962
47	PRINCETON	451	62.513	7214
48	OAK HILL	618	89.900	6874
49	BARBOURSVILLE	375	134.599	2786

\*Class III Cities are 2,000 to 9,999 in population.  
 \*Crime Rate Calculated per 1,000 population.  
 I, II and III City Populations provided by the United States Census Bureau.

# CRIME INDEX OFFENSES

January - December  
1996 - 1995

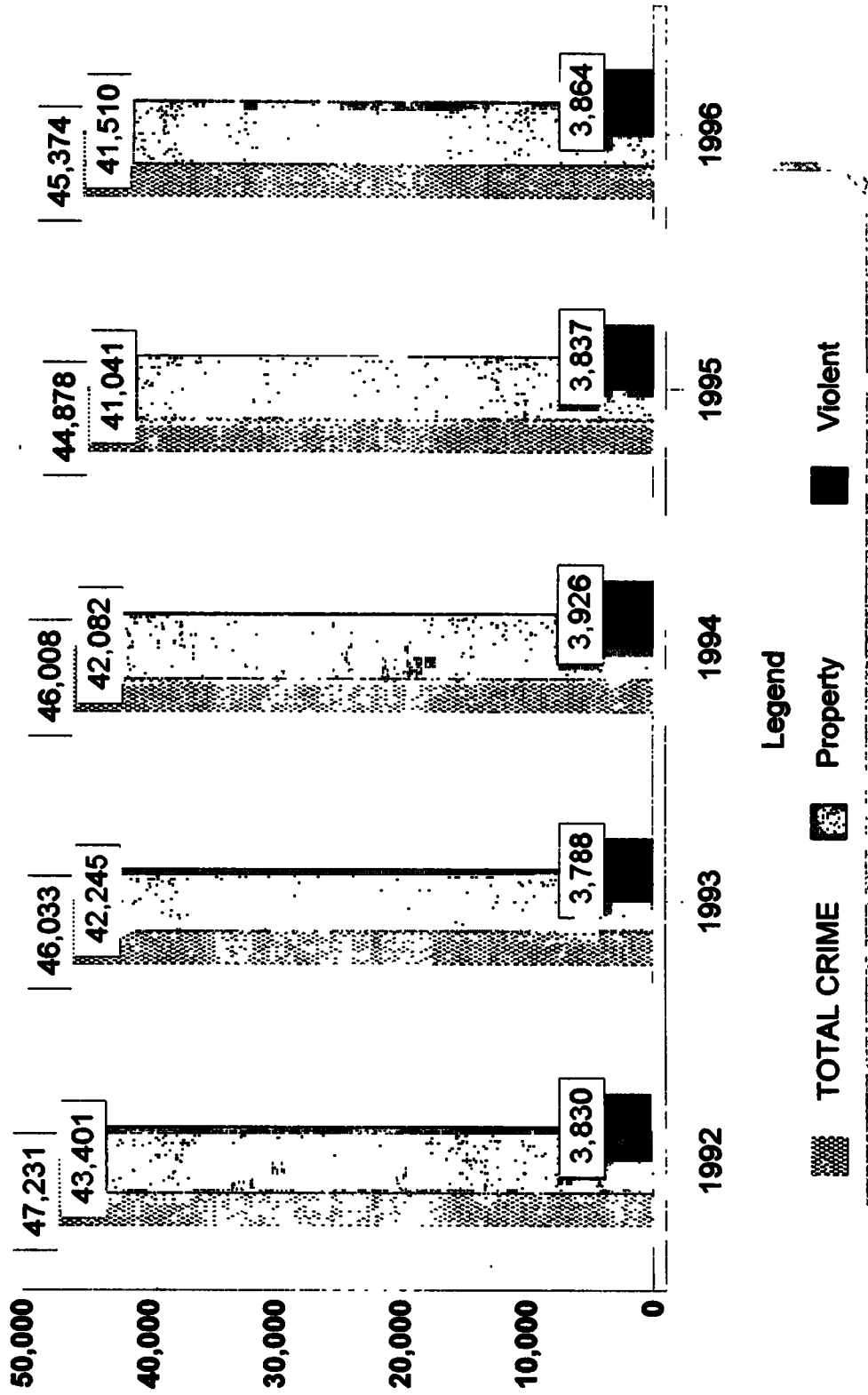




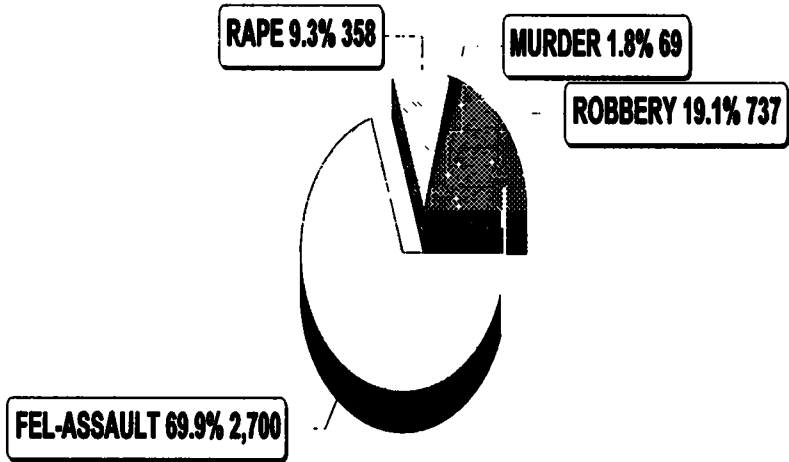


# [ TOTAL CRIME FOR WV ]

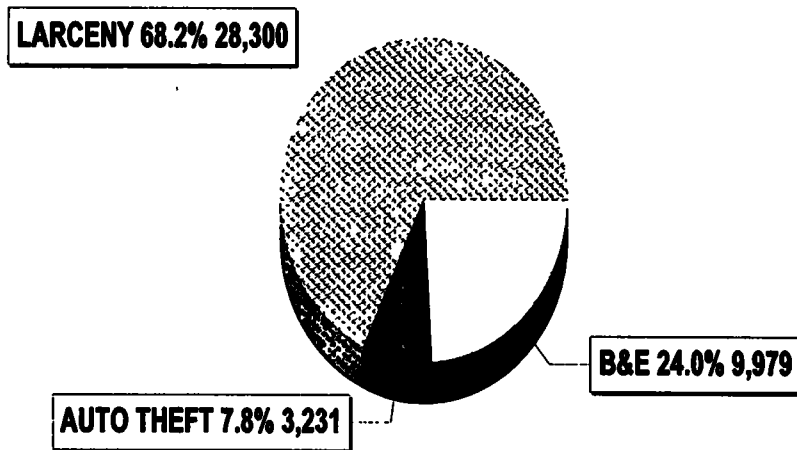
5 Year Trend based on # of offenses



# 1996 VIOLENT CRIME



# NON-VIOLENT CRIMES



# VALUE OF PROPERTY STOLEN

January - December

1996 - 1995

BREAKING AND ENTERING				ROBBERY			
CLASSIFICATION		NUMBER	AMOUNT	CLASSIFICATION		NUMBER	AMOUNT
RESIDENCE-COMMITTED DURING NIGHT	1996	2,455	2,770,879	HIGHWAY	1996	240	94,509
	1995	2,505	2,452,254		1995	287	72,700
	PERCENT OF CHANGE	2.00-	12.99+		PERCENT OF CHANGE	16.38-	30.00+
RESIDENCE-COMMITTED DURING DAY	1996	1,784	1,701,956	COMMERCIAL HOUSE	1996	65	69,587
	1995	1,828	2,269,112		1995	52	89,313
	PERCENT OF CHANGE	2.41-	24.99-		PERCENT OF CHANGE	25.00+	22.09-
RESIDENCE-COMMITTED UNKNOWN	1996	2,026	2,035,883	SERVICE STATION	1996	40	8,291
	1995	2,093	2,229,853		1995	39	19,413
	PERCENT OF CHANGE	3.20-	8.70-		PERCENT OF CHANGE	2.56+	57.29-
NONRESIDENCE-COMMITTED DURING NIGHT	1996	2,206	2,503,300	CHAIN STORE	1996	79	34,638
	1995	2,375	2,372,703		1995	71	40,483
	PERCENT OF CHANGE	7.12-	5.50+		PERCENT OF CHANGE	11.27+	14.44-
NONRESIDENCE-COMMITTED DURING DAY	1996	516	399,151	RESIDENCE	1996	83	84,556
	1995	485	355,253		1995	73	56,904
	PERCENT OF CHANGE	6.39+	12.36+		PERCENT OF CHANGE	13.70+	48.59+
NONRESIDENCE-COMMITTED UNKNOWN	1996	992	1,067,343	BANK	1996	17	162,463
	1995	1,033	962,635		1995	17	147,430
	PERCENT OF CHANGE	3.97-	10.88+		PERCENT OF CHANGE	.00	10.20+
TOTAL	1996	9,979	10,478,512	MISCELLANEOUS	1996	213	44,229
	1995	10,319	10,641,810		1995	241	92,618
	PERCENT OF CHANGE	3.29-	1.53-		PERCENT OF CHANGE	11.62-	52.25-
				TOTAL	1996	737	498,273
					1995	780	518,561
					PERCENT OF CHANGE	5.51-	3.97-
LARCENY BY CLASSIFICATION				LARCENY BY VALUE			
CLASSIFICATION		NUMBER	AMOUNT	CLASSIFICATION		NUMBER	AMOUNT
POCKET-PICKING	1996	75	37,104	\$200 AND OVER	1996	11,660	12,290,323
	1995	105	20,807		1995	11,135	12,202,605
	PERCENT OF CHANGE	28.57-	78.32+		PERCENT OF CHANGE	2.92+	.72+
PURSE-SNATCHING	1996	190	53,698	\$50 TO \$200	1996	7,388	906,269
	1995	216	55,866		1995	7,439	925,064
	PERCENT OF CHANGE	12.04-	5.88-		PERCENT OF CHANGE	.69-	2.03-
CARGO-THEFTS	1996	122	221,460	UNDER \$50	1996	9,452	181,702
	1995	123	403,140		1995	9,111	211,802
	PERCENT OF CHANGE	.81-	45.07-		PERCENT OF CHANGE	3.74+	14.21-
SHOPLIFTING	1996	5,041	388,266	TOTAL	1996	28,300	13,378,294
	1995	4,887	357,990		1995	27,685	13,339,471
	PERCENT OF CHANGE	3.15+	8.46+		PERCENT OF CHANGE	2.22+	.29+
FROM AUTOS	1996	7,652	3,349,810				
	1995	7,555	3,173,522				
	PERCENT OF CHANGE	1.28+	5.55+				
AUTO PARTS-ACCESSORIES	1996	2,144	651,782				
	1995	2,211	853,317				
	PERCENT OF CHANGE	3.03-	23.62-				
BICYCLES	1996	1,326	348,879				
	1995	1,419	328,870				
	PERCENT OF CHANGE	6.55-	6.08+				
FROM BUILDINGS	1996	4,086	2,880,892				
	1995	3,872	2,662,578				
	PERCENT OF CHANGE	5.53+	8.20+				
COIN OPERATED MACHINES	1996	251	67,169				
	1995	204	88,890				
	PERCENT OF CHANGE	23.04+	24.44-				
LIVESTOCK	1996	61	52,502				
	1995	50	62,387				
	PERCENT OF CHANGE	22.00+	15.84-				
ALL OTHER	1996	7,352	5,326,732				
	1995	7,043	5,332,096				
	PERCENT OF CHANGE	4.39+	.10-				
TOTAL	1996	28,300	13,378,294				
	1995	27,685	13,339,471				
	PERCENT OF CHANGE	2.22+	.29+				



**WEST VIRGINIA CRIME INDEX**  
**5 YEAR RECAPITULATION OF OFFENSES**  
**1992 - 1996**

INDEX OFFENSES	YEAR	NUMBER OF OFFENSES	PERCENT CHANGE	RATE PER 100,000 POPULATION	PERCENT CHANGE
<b>MURDER</b>	1992	115		6.4	
	1993	126	+9.6%	6.9	+7.8%
	1994	98	-22.2%	5.4	-21.7%
	1995	88	-10.2%	4.8	-11.1%
	1996	69	-21.6%	3.8	-20.8%
<b>FORCIBLE RAPE</b>	1992	393		21.7	
	1993	364	-7.4%	20.1	-7.4%
	1994	370	+1.6%	20.3	+1.0%
	1995	388	+4.9%	21.2	+4.4%
	1996	358	-7.7%	19.6	-7.5%
<b>ROBBERY</b>	1992	787		43.5	
	1993	781	-0.8%	43.0	-1.1%
	1994	771	+1.3%	42.3	-1.6%
	1995	780	+1.2%	42.7	+0.9%
	1996	737	-5.5%	40.4	-5.4%
<b>FELONIOUS ASSAULT</b>	1992	2,535		139.9	
	1993	2,517	-0.7%	138.5	-1.0%
	1994	2,687	+6.6%	147.5	+6.5%
	1995	2,581	-3.9%	141.2	-4.3%
	1996	2,700	+4.6%	147.9	+4.7%
<b>BREAKING &amp; ENTERING</b>	1992	11,277		622.5	
	1993	10,894	-3.4%	599.1	-3.7%
	1994	10,663	-2.1%	585.2	-2.3%
	1995	10,319	-3.2%	564.4	-3.6%
	1996	9,979	-3.3%	546.5	-3.2%
<b>LARCENY THEFT</b>	1992	29,158		1,609.5	
	1993	28,413	-2.6%	1,563.5	-2.9%
	1994	28,148	-0.9%	1,544.9	-1.7%
	1995	27,685	-1.6%	1,514.4	-2.0%
	1996	28,300	+2.2%	1,549.8	+2.3%
<b>MOTOR VEHICLE THEFT</b>	1992	2,966		163.7	
	1993	2,938	-1.0%	161.5	-1.3%
	1994	3,271	+11.3%	179.5	+11.1%
	1995	3,037	-8.5%	166.1	-7.5%
	1996	3,231	+6.4%	176.9	+6.5%
<b>VIOLENT CRIME</b>	1992	3,830		211.4	
	1993	3,788	-1.1%	208.4	-1.4%
	1994	3,926	+3.6%	215.5	+3.4%
	1995	3,837	-2.3%	204.4	-5.2%
	1996	3,864	+0.7%	211.6	+3.5%
<b>NON-VIOLENT CRIME</b>	1992	43,401		2,395.7	
	1993	42,245	-2.7%	2,324.2	-3.0%
	1994	42,082	-0.4%	2,309.7	-0.6%
	1995	41,041	-2.5%	2,244.9	-2.8%
	1996	41,510	+1.1%	2,273.3	+1.3%
<b>TOTAL CRIME FOR WEST VIRGINIA</b>	1992	47,231		2,607.2	
	1993	46,033	-2.5%	2,532.6	-2.9%
	1994	46,008	-0.1%	2,525.1	-0.3%
	1995	44,878	-2.5%	2,454.8	-2.8%
	1996	45,374	+0.6%	2,484.9	+1.2%

# CRIMINAL HOMICIDE - MURDER

---

## DEFINITION

Murder is defined as the unlawful killing of a human being with malice aforethought. Any death due to a fight, argument, quarrel, assault or commission of a crime is included. This index offense is scored by police on the basis of their investigation without regard as to the findings of a court or jury or the decision of a prosecutor. Attempts to kill and assault to kill are scored as felonious assaults and not as murder. Suicide, accidental deaths, justifiable homicides and traffic deaths caused by the negligence of someone other than the victim are not included.

---

## MURDER SUMMARY

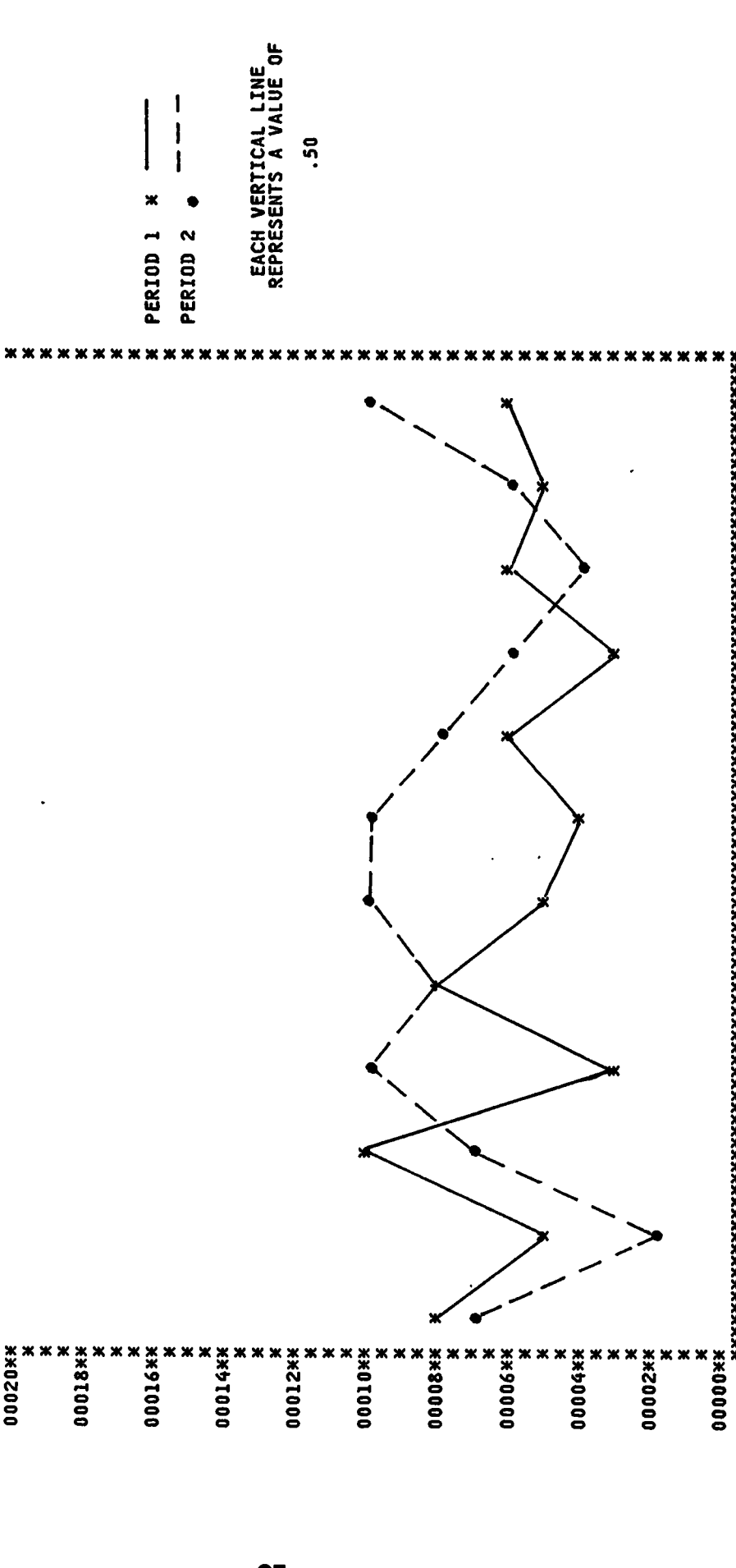
- ✓ A total of 69 murder offenses were reported for 1996.
- ✓ Murders comprised 1.8 percent of the total for the Violent Crime category and 0.2 percent of the total Crime Index Offenses.
- ✓ March recorded the highest number of murders with 10 for that month.
- ✓ There were 3.8 Murder victims per 100,000 population in West Virginia.
- ✓ Males accounted for 73.9 percent of the Murder Victims; 81.2 percent of the victims were white.
- ✓ The largest number of victims, 10 fell in the 25-29 age group category.
- ✓ Firearms were used in 45(65.2%)of the Murders reported, with handguns being used in 27 of those.
- ✓ This is a 8.7% decrease in firearms being used as a Murder Weapon.
- ✓ A total of 51 Murders were cleared by arrest or exceptional clearance, a clearance rate of 73.9 percent. Adults were involved in 46 of the clearances.
- ✓ There were 55 persons arrested for Murder offenses; 45 of those arrested were males, 9 were under 18, and 39 were white.

**MURDER**  
January - December  
1996 - 1995

```

*****
* N U M B E R   O F   O F F E N S E S   B Y   M O N T H
*****
* JAN * FEB * MAR * APR * MAY * JUN * JUL * AUG * SEP * OCT * NOV * DEC *
* 8 * 5 * 10 * 7 * 3 * 8 * 5 * 4 * 6 * 3 * 6 * 5 *
* 7 * 2 * 3 * 10 * 10 * 10 * 8 * 8 * 4 * 4 * 6 * 10 *
* 1+ * 3+ * 3+ * 7- * 0 * 5- * 6- * 2- * 3- * 1- * 4- * 4- *
* 14.3+ * 150.0+ * 42.9+ * 70.0- * .0 * 50.0- * 60.0- * 25.0- * 50.0- * 50.0+ * 16.7- * 40.0- * 21.6- *
* 00020 *
* 00018 *
* 00016 *
* 00014 *
* 00012 *
* 00010 *
* 00008 *
* 00006 *
* 00004 *
* 00002 *
* 00000 *
*****

```



PERIOD 1 \* ———  
PERIOD 2 • - - -

EACH VERTICAL LINE OF  
REPRESENTS A VALUE OF  
.50

## 1996 MURDER CRIME RATE BY COUNTY

OBS	COUNTY	MURDER	CRIME RATE	POP
1	TYLER	0	0.00000	11923
2	DODDRIDGE	0	0.00000	7305
3	BROOKE	0	0.00000	23323
4	BARBOUR	0	0.00000	16140
5	BRAXTON	0	0.00000	13196
6	POCAHONTAS	0	0.00000	9059
7	GRANT	0	0.00000	10950
8	WYOMING	0	0.00000	28543
9	WIRT	0	0.00000	5454
10	BOONE	0	0.00000	26336
11	PENDLETON	0	0.00000	8074
12	PRESTON	0	0.00000	29895
13	TAYLOR	0	0.00000	15294
14	JACKSON	0	0.00000	26727
15	UPSHUR	0	0.00000	23733
16	GREENBRIER	0	0.00000	34362
17	LOGAN	0	0.00000	42980
18	LEWIS	0	0.00000	17551
19	WETZEL	0	0.00000	17119
20	MINERAL	0	0.00000	27298
21	TUCKER	0	0.00000	7857
22	SUMMERS	0	0.00000	14161
23	WAYNE	0	0.00000	38195
24	ROANE	0	0.00000	15264
25	MARSHALL	0	0.00000	37366
26	PUTNAM	0	0.00000	46944
27	NICHOLAS	0	0.00000	27435
28	HARDY	0	0.00000	11502
29	RANDOLPH	0	0.00000	28625
30	MORGAN	0	0.00000	12973
31	WOOD	1	0.01133	88197
32	MONONGALIA	1	0.01278	78208
33	BERKELEY	1	0.01524	65598
34	MARION	1	0.01717	58218
35	OHIO	1	0.01995	50120
36	FAYETTE	1	0.02037	49081
37	HARRISON	4	0.05640	70887
38	MINGO	2	0.05878	34018
39	CABELL	6	0.05916	101367
40	MCDOWELL	2	0.06036	33127
41	KANAWHA	13	0.06266	207254
42	MONROE	1	0.07086	14111
43	JEFFERSON	3	0.07698	38969
44	HANCOCK	3	0.07827	38326
45	MASON	2	0.07874	25395
46	LINCOLN	2	0.09112	21949
47	MERCER	6	0.09198	65196
48	WEBSTER	1	0.09582	10436
49	RITCHIE	1	0.09702	10307
50	HAMPSHIRE	2	0.11002	18178
51	CALHOUN	1	0.12578	7950
52	RALEIGH	10	0.12770	78303
53	PLEASANTS	1	0.13315	7510
54	GILMER	1	0.13367	7481
55	CLAY	2	0.19550	10230

\*Crime Rate Calculated per 1,000 population.

### 1996 MURDER CRIME RATE IN CLASS I CITIES

OBS	AGID	MURDER	CRIME RATE	POP
1	HUNTINGTON	4	0.07420	53905
2	CHARLESTON	7	0.12439	56244

\*Class I Cities are in excess of 50,000 population.

\*Crime Rate Calculated per 1,000 population.

### 1996 MURDER CRIME RATE IN CLASS II CITIES

OBS	AGID	MURDER	CRIME RATE	POP
1	WEIRTON	0	0.00000	21528
2	ST. ALBANS	0	0.00000	10846
3	VIENNA	0	0.00000	11053
4	SOUTH CHARLESTON	0	0.00000	13438
5	MOUNDSVILLE	0	0.00000	10824
6	PARKERSBURG	0	0.00000	33173
7	MARTINSBURG	0	0.00000	14953
8	WHEELING	1	0.02937	34042
9	MORGANTOWN	1	0.03762	26575
10	FAIRMONT	1	0.04837	20671
11	BECKLEY	1	0.05407	18492
12	CLARKSBURG	1	0.05644	17716
13	BLUEFIELD	1	0.07923	12620

\*Class II Cities are 10,000 to 49,999 in population.

\*Crime Rate Calculated per 1,000 population.

### 1996 MURDER CRIME RATE IN CLASS III CITIES

OBS	AGID	MURDER	CRIME RATE	POP
1	RICHWOOD	0	0.00000	2555
2	01401	0	0.00000	2098
3	RAVENSWOOD	0	0.00000	4078
4	WHITE SULPHUR SPRINGS	0	0.00000	2670
5	MILTON	0	0.00000	2249
6	BETHLEHEM	0	0.00000	2630
7	LOGAN	0	0.00000	2190
8	MADISON	0	0.00000	3169
9	01201	0	0.00000	3054
10	LEWISBURG	0	0.00000	3882
11	MCMECHEN	0	0.00000	2047
12	PADEN CITY	0	0.00000	2763
13	WELLSBURG	0	0.00000	3379
14	MANNINGTON	0	0.00000	2183
15	SHINNSTON	0	0.00000	2545
16	MONTGOMERY	0	0.00000	2341
17	PHILIPPI	0	0.00000	3224
18	WILLIAMSON	0	0.00000	4174
19	KINGWOOD	0	0.00000	3370
20	FOLLANSBEE	0	0.00000	3296
21	ST. MARYS	0	0.00000	2129
22	WESTON	0	0.00000	5017

**1996 MURDER CRIME RATE IN CLASS III CITIES**

OBS	AGID	MURDER	CRIME RATE	POP
23	BUCKHANNON	0	0.00000	6319
24	NEW MARTINSVILLE	0	0.00000	6629
25	HURRICANE	0	0.00000	5550
26	GRAFTON	0	0.00000	5459
27	CHESTER	0	0.00000	2819
28	FAYETTEVILLE	0	0.00000	2265
29	WILLIAMSTOWN	0	0.00000	3027
30	HINTON	0	0.00000	3390
31	WELCH	0	0.00000	3126
32	NITRO	0	0.00000	6693
33	MOOREFIELD	0	0.00000	2367
34	RIPLEY	0	0.00000	3073
35	KEYSER	0	0.00000	5945
36	SUMMERSVILLE	0	0.00000	3180
37	KENOVA	0	0.00000	3674
38	SPENCER	0	0.00000	2299
39	ELKINS	0	0.00000	7935
40	RANSON	0	0.00000	2893
41	WESTOVER	0	0.00000	4088
42	BRIDGEPORT	0	0.00000	6962
43	OAK HILL	0	0.00000	6874
44	BARBOURSVILLE	0	0.00000	2786
45	DUNBAR	1	0.11766	8499
46	PT. PLEASANT	1	0.20708	4829
47	CHARLES TOWN	1	0.29770	3359
48	SALEM	1	0.45620	2192
49	PRINCETON	4	0.55444	7214

\*Class III Cities are 2,000 to 9,999 in population.

\*Crime Rate Calculated per 1,000 population.

I, II and III City Populations provided by the United States Census Bureau.

# MURDER VICTIMS BY AGE, SEX AND RACE

January - December

1996 - 1995

	AGE	NUMBER	PERCENT DISTRIB	SEX MALE	SEX FEMALE	RACE WHITE	RACE BLACK	RACE AMER IND	RACE ASI	RACE ISD	RACE OTHER
1996	1-4	6	8.70	3	3	5				1	
1995		3	3.41		3	2	1				
PERCENT CHANGE		100.00+				150.00+					
1996	5-9	1	1.45		1	1					
1995		0	.00								
PERCENT CHANGE											
1996	10-14	1	1.45	1				1			
1995		1	1.14		1	1					
PERCENT CHANGE											
1996	15-19	5	7.25	3	2	3		2			
1995		10	11.36	7	3	7		3			
PERCENT CHANGE		50.00-		57.14-	33.33-	57.14-	33.33-				
1996	20-24	9	13.04	6	3	7		2			
1995		9	10.23	8	1	9					
PERCENT CHANGE				25.00-	200.00+	22.22-					
1996	25-29	10	14.49	7	3	7		3			
1995		10	11.36	6	4	9		1			
PERCENT CHANGE				16.67+	25.00-	22.22-					
1996	30-34	8	11.59	7	1	6		2			
1995		10	11.36	8	2	9		1			
PERCENT CHANGE		20.00-		12.50-	50.00-	33.33-	100.00+				
1996	35-39	6	8.70	6		6					
1995		13	14.77	10	3	12		1			
PERCENT CHANGE		53.85-		40.00-		50.00-					
1996	40-44	8	11.59	6	2	6		2			
1995		4	4.55	4		2		2			
PERCENT CHANGE		100.00+		50.00+		200.00+					
1996	45-49	8	11.59	6	2	8					
1995		10	11.36	8	2	10					
PERCENT CHANGE		20.00-		25.00-		20.00-					
1996	50-54	1	1.45	1		1					
1995		8	9.09	6	2	8					
PERCENT CHANGE		87.50-		83.33-		87.50-					
1996	55-59	2	2.90	2		2					
1995		2	2.27	2		1		1			
PERCENT CHANGE						100.00+					
1996	60-64	1	1.45	1		1					
1995		3	3.41	3		3					
PERCENT CHANGE		66.67-		66.67-		66.67-					
1996	65-69	0	.00								
1995		1	1.14	1		1					
PERCENT CHANGE											
1996	70-74	1	1.45	1		1					
1995		0	.00								
PERCENT CHANGE											
1996	75 AND OVER	2	2.90	1	1	2					
1995		4	4.55	3	1	3		1			
PERCENT CHANGE		50.00-		66.67-		33.33-					
1996	TOTAL	69	100.00	51	18	56		12			
1995		88	100.00	66	22	77		10			
PERCENT CHANGE		21.59-		22.73-	18.18-	27.27-	20.00+				
PERCENT 1996				73.91	26.09	81.16	17.39				
PERCENT 1995				75.00	25.00	87.50	11.36	1.14		1.45	

# MURDERS BY TYPE OF WEAPON/CIRCUMSTANCES

January - December  
1996 - 1995

MURDERS BY CIRCUMSTANCE				MURDERS BY TYPE OF WEAPON			
CIRCUMSTANCE	NUMBER	PERCENT DISTRIB	TYPE OF WEAPON	NUMBER	PERCENT DISTRIB	PERCENT OF CHANGE	PERCENT OF CHANGE
RAPE	0	.00	GUN	1	1.45	1996	1.45
	1	1.14		0	.00	1995	.00
							PERCENT OF CHANGE
ROBBERY	1	1.45	HANDGUN	27	39.13	1996	39.13
	12	13.64		47	53.41	1995	53.41
							PERCENT OF CHANGE
ARSON	2	2.90	RIFLE	6	8.70	1996	8.70
	2	2.27		5	5.68	1995	5.68
							PERCENT OF CHANGE
NARCOTIC DRUG LAHS	1	1.45	SHOTGUN	10	14.49	1996	14.49
	0	.00		11	12.50	1995	12.50
							PERCENT OF CHANGE
LOVERS TRIANGLE	1	1.45	OTHER GUN	1	1.45	1996	1.45
	2	2.27		2	2.27	1995	2.27
							PERCENT OF CHANGE
BRAIL DUE-ALCOHOL	1	1.45	CUTTING AND STABBING	6	8.70	1996	8.70
	3	3.41		6	6.82	1995	6.82
							PERCENT OF CHANGE
ARGUMENT-HONEY PROPERTY	3	4.35	BLUNT OBJECT	4	5.80	1996	5.80
	5	5.68		8	9.09	1995	9.09
							PERCENT OF CHANGE
OTHER ARGUMENTS	38	55.07	PERSONAL WEAPONS	4	5.80	1996	5.80
	44	50.00		3	3.41	1995	3.41
							PERCENT OF CHANGE
INSTITUTIONAL KILLINGS	0	.00	FIRE	5	7.25	1996	7.25
	1	1.14		2	2.27	1995	2.27
							PERCENT OF CHANGE
OTHER NON-FELONIOUS	5	7.25	DROWNING	2	2.90	1996	2.90
	10	11.36		1	1.14	1995	1.14
							PERCENT OF CHANGE
ALL SUSPECT FELONY TYPE	10	14.49	OTHER	3	4.35	1996	4.35
	3	3.41		3	3.41	1995	3.41
							PERCENT OF CHANGE
UNCLASSIFIED	7	10.14	TOTAL	69	100.00	1996	100.00
	5	5.68		88	100.00	1995	100.00
							PERCENT OF CHANGE
TOTAL	69	100.00		88	100.00		
	88	100.00					PERCENT OF CHANGE
							PERCENT OF CHANGE



# FORCIBLE RAPE

---

## DEFINITION

Forcible Rape is the carnal knowledge of a female forcibly and against her will. For the purpose of Uniform Crime Reporting, rape is divided into two categories; (1) Rape by Force; and (2) Attempted Rape. Carnal abuse without force (statutory rape) and other sex offenses are not included.

Forcible Rape differs from other violent crimes in that the victim in many cases, is hesitant in reporting the offense to police. The rigors of court procedures, embarrassment and fear of any accompanying stigma have a deterrent effect on the victim's willingness to make the crime known to police. The presence of a prior relationship between victim and perpetrator makes the determination of the act of force difficult to establish, and the usual clandestine nature of the offense presents a problem in verification.

---

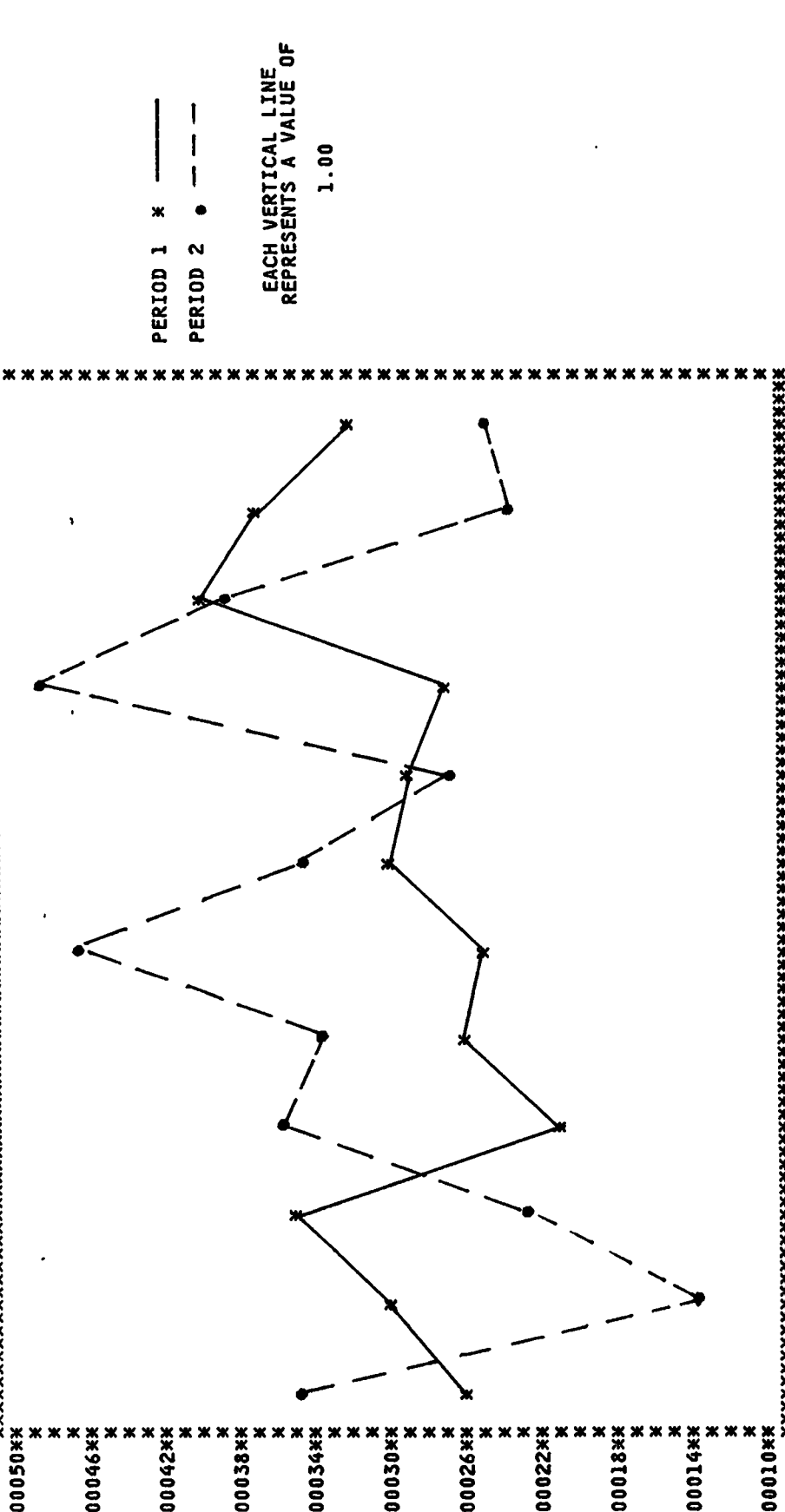
## SUMMARY

- ✓ A total of 358 Forcible Rape Offenses were reported for 1996.
- ✓ Forcible Rapes comprised 9.3 percent of the total for the Violent Crime Category and 0.8 percent of the total Crime Index Offenses.
- ✓ There were 19.6 Forcible Rapes per 100,000 population in West Virginia.
- ✓ October recorded the highest number of Forcible Rapes with 40.
- ✓ A total of 14.8 Forcible Rapes were cleared by arrest or exceptional clearance, a clearance rate of 41.3 percent. Adults were involved in 134 of the clearances.
- ✓ There were 118 persons arrested for Forcible Rape offenses; 115 of those arrested were males, 10 under 18, and 107 were white.
- ✓ Rapes by Force in 297 offenses where as 61 were assaults to Rape.

# FORCIBLE RAPE

January - December  
1996 - 1995

		N U M B E R O F O F F E N S E S B Y M O N T H											
		JAN	FEB	MAR	APR	MAY	JUN	JUL	AUG	SEP	OCT	NOV	DEC
PERIOD 1 96	NUMERICAL CHANGE	26	30	35	21	26	25	30	29	27	40	37	32
PERIOD 2 95	NUMERICAL CHANGE	35	14	23	36	34	47	35	27	49	39	24	25
PERCENT CHANGE		9-	16+	12+	15-	8-	22-	5-	2+	22-	1+	13+	7+
		25.7-	114.3+	52.2+	41.7-	23.5-	46.8-	14.3-	7.4+	44.9-	2.6+	54.2+	28.0+



### 1996 RAPE CRIME RATE BY COUNTY

OBS	COUNTY	RAPE	CRIME RATE	POP
1	BRAXTON	0	0.00000	13196
2	GRANT	0	0.00000	10950
3	WIRT	0	0.00000	5454
4	BOONE	0	0.00000	26336
5	PENDLETON	0	0.00000	8074
6	PRESTON	0	0.00000	29895
7	LEWIS	0	0.00000	17551
8	HARDY	0	0.00000	11502
9	MONROE	0	0.00000	14111
10	HAMPSHIRE	0	0.00000	18178
11	PLEASANTS	0	0.00000	7510
12	MCDOWELL	1	0.03018	33127
13	JACKSON	1	0.03741	26727
14	MASON	1	0.03937	25395
15	MARSHALL	2	0.05352	37366
16	WETZEL	1	0.05841	17119
17	MINGO	2	0.05378	34018
18	FAYETTE	3	0.06111	49081
19	RALEIGH	5	0.06385	78303
20	TAYLOR	1	0.06538	15294
21	LOGAN	3	0.06978	42980
22	WYOMING	2	0.07006	28543
23	MORGAN	1	0.07708	12973
24	HANCOCK	3	0.07827	38326
25	TYLER	1	0.08387	11923
26	BROOKE	2	0.08574	23323
27	JEFFERSON	4	0.10264	38969
28	BERKELEY	7	0.10668	65598
29	POCAHONTAS	1	0.11038	9059
30	UPSHUR	3	0.12639	23733
31	WAYNE	5	0.13090	38195
32	MARION	8	0.13736	58218
33	SUMMERS	2	0.14122	14161
34	MINERAL	4	0.14652	27298
35	MERCER	10	0.15330	65196
36	GREENBRIER	6	0.17460	34362
37	WEBSTER	2	0.19164	10436
38	ROANE	3	0.19653	15264
39	HARRISON	15	0.21150	70887
40	NICHOLAS	6	0.21864	27435
41	OHIO	11	0.21945	50120
42	KANAWHA	49	0.23618	207254
43	BARBOUR	4	0.24780	16140
44	RITCHIE	3	0.29106	10307
45	CLAY	3	0.29325	10230
46	WOOD	26	0.29458	88197
47	PUTNAM	14	0.29820	46944
48	MONONGALIA	27	0.34506	78208
49	RANDOLPH	10	0.34930	28625
50	TUCKER	3	0.38181	7857
51	DODDRIDGE	3	0.41067	7305
52	LINCOLN	12	0.54672	21949
53	CABELL	76	0.74936	101367
54	CALHOUN	6	0.75468	7950
55	GILMER	6	0.80202	7481

\*Crime Rate Calculated per 1,000 population.

### 1996 RAPE CRIME RATE IN CLASS I CITIES

OBS	AGID	RAPE	CRIME RATE	POP
1	CHARLESTON	26	0.46202	56244
2	HUNTINGTON	73	1.35415	53905

\*Class I Cities are in excess of 50,000 population.

\*Crime Rate Calculated per 1,000 population.

### 1996 RAPE CRIME RATE IN CLASS II CITIES

OBS	AGID	RAPE	CRIME RATE	POP
1	MARTINSBURG	0	0.00000	14953
2	BLUEFIELD	0	0.00000	12620
3	WEIRTON	1	0.04645	21528
4	SOUTH CHARLESTON	1	0.07441	13438
5	ST. ALBANS	1	0.09219	10846
6	MOUNDSVILLE	1	0.09238	10824
7	VIENNA	2	0.18094	11053
8	BECKLEY	5	0.27035	18492
9	FAIRMONT	6	0.29022	20671
10	WHEELING	11	0.32307	34042
11	MORGANTOWN	13	0.48906	26575
12	CLARKSBURG	10	0.56440	17716
13	PARKERSBURG	20	0.60280	33173

\*Class II Cities are 10,000 to 49,999 in population.

\*Crime Rate Calculated per 1,000 population.

### 1996 RAPE CRIME RATE IN CLASS III CITIES

OBS	AGID	RAPE	CRIME RATE	POP
1	RICHWOOD	0	0.00000	2565
2	01401	0	0.00000	2098
3	RAVENSWOOD	0	0.00000	4078
4	WHITE SULPHUR SPRINGS	0	0.00000	2670
5	MILTON	0	0.00000	2249
6	BETHLEHEM	0	0.00000	2630
7	LOGAN	0	0.00000	2190
8	MADISON	0	0.00000	3169
9	01201	0	0.00000	3054
10	LEWISBURG	0	0.00000	3882
11	MCMECHEN	0	0.00000	2047
12	PADEN CITY	0	0.00000	2763
13	WELLSBURG	0	0.00000	3379
14	MANNINGTON	0	0.00000	2183
15	SHINNSTON	0	0.00000	2545
16	MONTGOMERY	0	0.00000	2341
17	WILLIAMSON	0	0.00000	4174
18	KINGWOOD	0	0.00000	3370
19	ST. MARYS	0	0.00000	2129
20	WESTON	0	0.00000	5017
21	NEW MARTINSVILLE	0	0.00000	6629
22	GRAFTON	0	0.00000	5459

### 1996 RAPE CRIME RATE IN CLASS III CITIES

OBS	AGID	RAPE	CRIME RATE	POP
23	FAYETTEVILLE	0	0.00000	2265
24	WILLIAMSTOWN	0	0.00000	3027
25	NITRO	0	0.00000	6693
26	MOOREFIELD	0	0.00000	2367
27	SUMMERSVILLE	0	0.00000	3180
28	SPENCER	0	0.00000	2299
29	BRIDGEPORT	0	0.00000	6962
30	BARBOURSVILLE	0	0.00000	2786
31	DUNBAR	0	0.00000	8499
32	SALEM	0	0.00000	2192
33	ELKINS	1	0.12602	7935
34	OAK HILL	1	0.14547	6874
35	KEYSER	1	0.16820	5945
36	PT. PLEASANT	1	0.20708	4829
37	KENOVA	1	0.27218	3674
38	PRINCETON	2	0.27722	7214
39	HINTON	1	0.29498	3390
40	FOLLANSBEE	1	0.30339	3296
41	WELCH	1	0.31989	3126
42	RIPLEY	1	0.32541	3073
43	RANSON	1	0.34566	2893
44	CHESTER	1	0.35473	2819
45	HURRICANE	2	0.36036	5550
46	BUCKHANNON	3	0.47475	6319
47	CHARLES TOWN	2	0.59540	3359
48	WESTOVER	3	0.73383	4088
49	PHILIPPI	4	1.24068	3224

\*Class III Cities are 2,000 to 9,999 in population.

\*Crime Rate Calculated per 1,000 population.

I, II and III City Populations provided by the United States Census Bureau.

# ROBBERY

---

## DEFINITION

Robbery is defined as the felonious and forcible taking of the property of another against their will by violence or by putting them in fear. The element of personal confrontation is always present in this crime. Under the Uniform Crime Reporting Program, all assaults or attempts to rob are included, Robberies are reported in four general categories - gun; knife or cutting instrument; hands, fists, feet, etc.; and other dangerous weapons. As a general rule, robbery differs from larceny in that it is aggravated by the element of force or the threat of force.

Robbery, as a crime of violence, has a serious impact on the victim. In many instances, serious injury results. Oftentimes, along with physical injury or without, the victim suffers mental disturbance. Such damage is immeasurable. This is emphasized when the attempt to rob results in the death of the victim. Of course, in this case, the robbery would not be scored since the more serious offense, murder, would be reported and the robbery would serve as the motive. The placing of a dollar value, however, on the damage resulting from this type of offense is an attempt to measure that which is immeasurable.

---

## SUMMARY

- ✓ A total of 737 Robbery Offenses were reported for 1996.
- ✓ Robberies comprised 19.1 percent of the total for the Violent Crime category and 1.6 percent of the total Crime Index Offenses.
- ✓ There were 40.4 Robberies per 100,000 persons in West Virginia.
- ✓ October recorded the highest number of Robberies with 85 offenses.
- ✓ The total dollar value for Robbery offenses was \$498,273, an average of \$676 for each offense.
- ✓ A total of 186 robberies were cleared by arrest or exceptional clearance, a clearance rate of 25.2 percent. Adults were involved in 163 of the clearances.
- ✓ There were 271 persons arrested for Robbery offenses; 254 of those arrested were males, 45 were under 18 and 172 were white.

---

## ROBBERY BY TYPE OF WEAPON

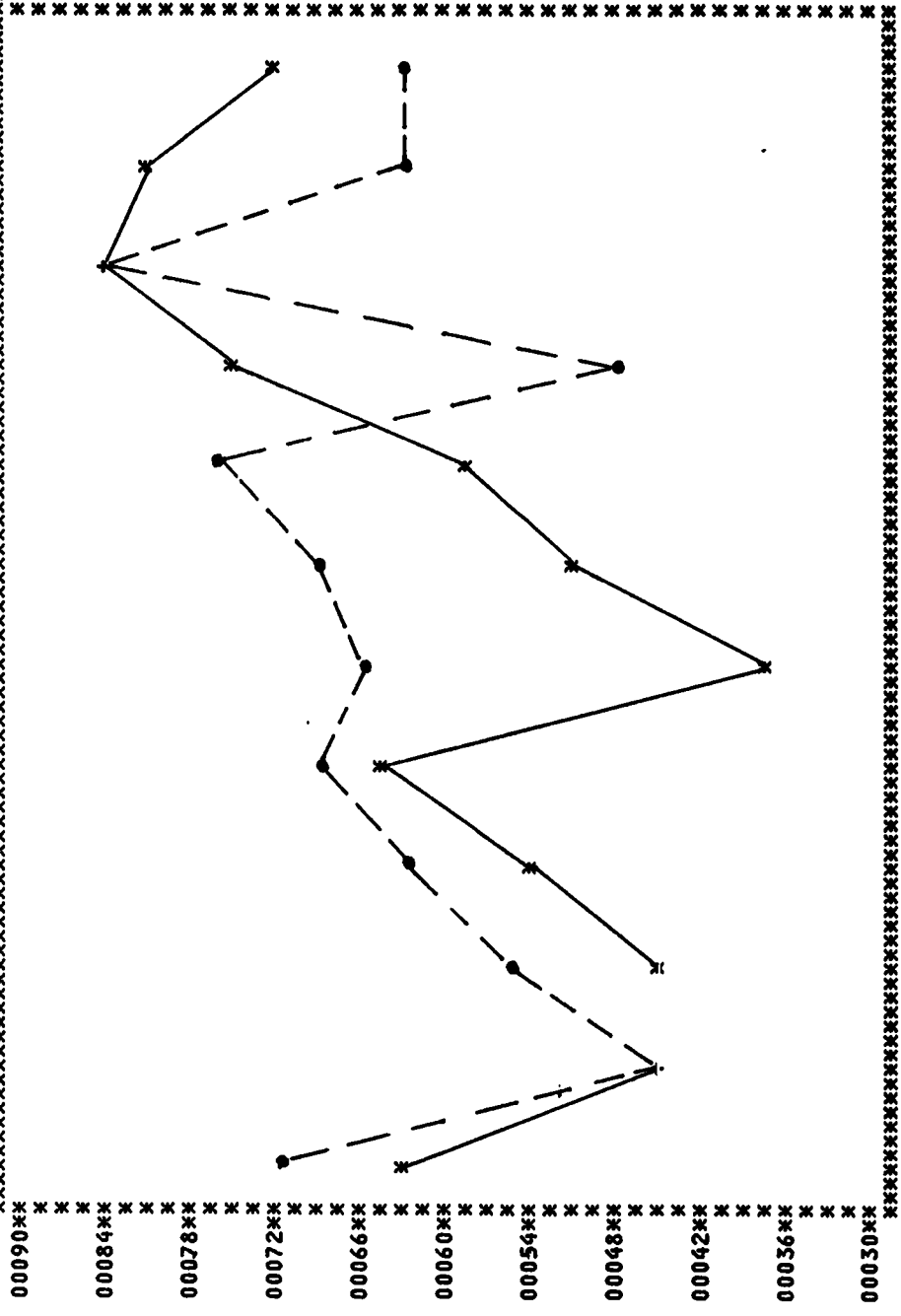
---

WEAPON	NUMBER OF OFFENSES	PERCENT DISTRIBUTION
GUN	268	36.4 %
KNIFE/SHARP INSTRUMENT	51	6.9 %
OTHER DANGEROUS WEAPONS	54	7.3 %
STRONG ARM-HANDS, FISTS, FEET, ETC.	364	49.4 %

---

**ROBBERY**  
January - December  
1996 - 1995

PERIOD	NUMBER OF OFFENSES BY MONTH												TOT	RATE	ADULT	JUVE
	JAN	FEB	MAR	APR	MAY	JUN	JUL	AUG	SEP	OCT	NOV	DEC		(1,000)		
1996	64	46	46	54	65	38	51	59	76	85	81	72	737	.40	163	23
1995	72	46	56	63	70	67	69	77	48	84	64	64	780	.42	195	42
PERCENT CHANGE	-11.1	0	-17.9	14.3	-7.1	-43.5	-26.1	-23.4	-58.3	-1.2	-26.6	-12.5	5.5	-4.8	-16.4	-45.2



## 1996 ROBBERY CRIME RATE BY COUNTY

OBS	COUNTY	ROBBERY	CRIME RATE	POP
1	GRANT	0	0.00000	10950
2	WIRT	0	0.00000	5454
3	PENDLETON	0	0.00000	8074
4	LEWIS	0	0.00000	17551
5	MONROE	0	0.00000	14111
6	HAMPSHIRE	0	0.00000	18178
7	PLEASANTS	0	0.00000	7510
8	MASON	0	0.00000	25395
9	TAYLOR	0	0.00000	15294
10	TYLER	0	0.00000	11923
11	POCAHONTAS	0	0.00000	9059
12	ROANE	0	0.00000	15264
13	BARBOUR	0	0.00000	16140
14	RITCHIE	0	0.00000	10307
15	TUCKER	0	0.00000	7857
16	DODDRIDGE	0	0.00000	7305
17	GILMER	0	0.00000	7481
18	PRESTON	1	0.03345	29895
19	BOONE	1	0.03797	26336
20	BROOKE	1	0.04287	23323
21	LINCOLN	1	0.04556	21949
22	WETZEL	1	0.05841	17119
23	WYOMING	2	0.07006	28543
24	NICHOLAS	2	0.07288	27435
25	JACKSON	2	0.07482	26727
26	BRAXTON	1	0.07578	13196
27	MORGAN	1	0.07708	12973
28	UPSHUR	2	0.08426	23733
29	HARDY	1	0.08694	11502
30	GREENBRIER	3	0.08730	34362
31	CLAY	1	0.09775	10230
32	WAYNE	4	0.10472	38195
33	CALHOUN	1	0.12578	7950
34	SUMMERS	2	0.14122	14161
35	FAYETTE	7	0.14259	49081
36	MINGO	5	0.14695	34018
37	MCDOWELL	5	0.15090	33127
38	MARSHALL	6	0.16056	37366
39	LOGAN	7	0.16282	42980
40	MINERAL	5	0.18315	27298
41	WEBSTER	2	0.19164	10436
42	MONONGALIA	15	0.19170	78208
43	HARRISON	14	0.19740	70887
44	WOOD	21	0.23793	88197
45	MARION	14	0.24038	58218
46	RANDOLPH	7	0.24451	28625
47	PUTNAM	12	0.25560	46944
48	HANCOCK	12	0.31308	38326
49	BERKELEY	26	0.39624	65598
50	JEFFERSON	17	0.43622	38969
51	MERCER	32	0.49056	65196
52	RALEIGH	44	0.56188	78303
53	OHIO	39	0.77805	50120
54	CABELL	114	1.12404	101367
55	KANAWHA	306	1.47492	207254

\*Crime Rate Calculated per 1,000 population.



### 1996 ROBBERY CRIME RATE IN CLASS I CITIES

OBS	AGID	ROBBERY	CRIME RATE	POP
1	HUNTINGTON	92	1.70660	53905
2	CHARLESTON	248	4.40696	56244

\*Class I Cities are in excess of 50,000 population.

\*Crime Rate Calculated per 1,000 population.

### 1996 ROBBERY CRIME RATE IN CLASS II CITIES

OBS	AGID	ROBBERY	CRIME RATE	POP
1	VIENNA	0	0.00000	11053
2	ST. ALBANS	3	0.27657	10846
3	WEIRTON	7	0.32515	21528
4	CLARKSBURG	7	0.39508	17716
5	MORGANTOWN	11	0.41382	26575
6	MOUNDSVILLE	5	0.46190	10824
7	FAIRMONT	10	0.48370	20671
8	SOUTH CHARLESTON	7	0.52087	13438
9	MARTINSBURG	9	0.60183	14953
10	PARKERSBURG	21	0.63294	33173
11	WHEELING	37	1.08669	34042
12	BLUEFIELD	16	1.26768	12620
13	BECKLEY	32	1.73024	18492

\*Class II Cities are 10,000 to 49,999 in population.

\*Crime Rate Calculated per 1,000 population.

### 1996 ROBBERY CRIME RATE IN CLASS III CITIES

OBS	AGID	ROBBERY	CRIME RATE	POP
1	RICHWOOD	0	0.00000	2565
2	01401	0	0.00000	2098
3	RAVENSWOOD	0	0.00000	4078
4	WHITE SULPHUR SPRINGS	0	0.00000	2670
5	BETHLEHEM	0	0.00000	2630
6	LOGAN	0	0.00000	2190
7	MADISON	0	0.00000	3169
8	01201	0	0.00000	3054
9	LEWISBURG	0	0.00000	3882
10	MCMECHEN	0	0.00000	2047
11	PADEN CITY	0	0.00000	2763
12	WELLSBURG	0	0.00000	3379
13	MANNINGTON	0	0.00000	2183
14	MONTGOMERY	0	0.00000	2341
15	KINGWOOD	0	0.00000	3370
16	ST. MARYS	0	0.00000	2129
17	WESTON	0	0.00000	5017
18	GRAFTON	0	0.00000	5459
19	FAYETTEVILLE	0	0.00000	2265
20	WILLIAMSTOWN	0	0.00000	3027
21	MOOREFIELD	0	0.00000	2367
22	SUMMERSVILLE	0	0.00000	3180

## 1996 ROBBERY CRIME RATE IN CLASS III CITIES

OBS	AGID	ROBBERY	CRIME RATE	POP
23	SPENCER	0	0.00000	2299
24	SALEM	0	0.00000	2192
25	PT. PLEASANT	0	0.00000	4829
26	KENOVA	0	0.00000	3674
27	FOLLANSBEE	0	0.00000	3296
28	CHESTER	0	0.00000	2819
29	WESTOVER	0	0.00000	4088
30	PHILIPPI	0	0.00000	3224
31	BRIDGEPORT	1	0.14363	6962
32	NEW MARTINSVILLE	1	0.15085	6629
33	OAK HILL	2	0.29094	6874
34	HINTON	1	0.29498	3390
35	BUCKHANNON	2	0.31650	6319
36	BARBOURSVILLE	1	0.35893	2786
37	HURRICANE	2	0.36036	5550
38	SHINNSTON	1	0.39292	2545
39	MILTON	1	0.44464	2249
40	WILLIAMSON	2	0.47914	4174
41	NITRO	4	0.59760	6693
42	WELCH	2	0.63978	3126
43	RIPLEY	2	0.65082	3073
44	DUNBAR	6	0.70596	8499
45	ELKINS	6	0.75612	7935
46	KEYSER	5	0.84100	5945
47	CHARLES TOWN	3	0.89310	3359
48	RANSON	4	1.33264	2893
49	PRINCETON	11	1.52471	7214

\*Class III Cities are 2,000 to 9,999 in population.

\*Crime Rate Calculated per 1,000 population.

I, II and III City Populations provided by the United States Census Bureau.

# ROBBERY

January - December  
1996 - 1995

CLASSIFICATION	PERCENT OF CHANGE	NUMBER OF OFFENSES	PERCENT OF DISTRIBUTION	TOTAL VALUES (DOLLARS)	AVERAGE VALUES (DOLLARS)
HIGHWAY	1996	240	32.56	\$94,509	\$394
	1995	287	36.79	\$72,700	\$253
	PERCENT OF CHANGE	16.38-	11.50-	30.00+	55.73+
COMMERCIAL HOUSE	1996	65	8.82	\$69,587	\$1,071
	1995	52	6.67	\$89,313	\$1,718
	PERCENT OF CHANGE	25.00+	32.23+	22.09-	37.66-
SERVICE STATION	1996	40	5.43	\$8,291	\$207
	1995	39	5.00	\$19,413	\$498
	PERCENT OF CHANGE	2.56+	8.60+	57.29-	58.43-
CHAIN STORE	1996	79	10.72	\$34,638	\$438
	1995	71	9.10	\$40,483	\$570
	PERCENT OF CHANGE	11.27+	17.80+	14.44-	23.16-
RESIDENCE	1996	83	11.26	\$84,556	\$1,019
	1995	73	9.36	\$56,904	\$780
	PERCENT OF CHANGE	13.70+	20.30+	48.59+	30.64+
BANK	1996	17	2.31	\$162,463	\$9,557
	1995	17	2.18	\$147,430	\$8,672
	PERCENT OF CHANGE		5.96+	10.20+	10.21+
MISCELLANEOUS	1996	213	28.90	\$44,229	\$208
	1995	241	30.90	\$92,618	\$384
	PERCENT OF CHANGE	11.62-	6.47-	52.25-	45.83-
TOTAL	1996	737	100.00	\$498,273	\$676
	1995	780	100.00	\$518,861	\$665
	PERCENT OF CHANGE	5.51-		3.97-	1.65+

# FELONIOUS ASSAULT

---

## DEFINITION

Felonious Assault, as defined under the West Virginia Uniform Crime Reporting program, is an attempt or offer with unlawful force or violence, to do serious physical injury to another. Attempts are included since it is not necessary that any injury result when a gun, knife or other weapon is used which would result in serious physical injury if the crime were successfully completed.

The use or attempted use of a dangerous weapon in an assault or the serious injury inflicted by hands, fists or feet separates this offense from those assaults categorized as "simple" and not felonious in nature.

The victim of a actual assault of this type may suffer injury or permanent disability and all assaults to kill and attempts to kill are recorded in this area. As with murder, the use of weapons to inflict these injuries make this offense a subject for analysis.

---

## SUMMARY

- ✓ A total of 2,700 Felonious Assault Offenses were reported in 1996.
- ✓ Felonious Assaults comprised 69.9 percent of the total Violent Crime category and 6.0 percent of the total Crime Index Offenses.
- ✓ April recorded the highest number of Felonious Assaults with 283 offenses.
- ✓ There were 147.9 Felonious Assaults per 100,000 population in West Virginia.
- ✓ A total of 1747 Felonious Assaults were cleared by arrest or exceptional clearance, a clearance rate of 64.7 percent. Adults were involved in 1650 of the clearances.
- ✓ There were 947 persons arrested for Felonious Assault offenses; 786 of those arrested were males, 85 were under 18, and 769 were white.

---

## FELONIOUS ASSAULT BY TYPE OF WEAPON

---

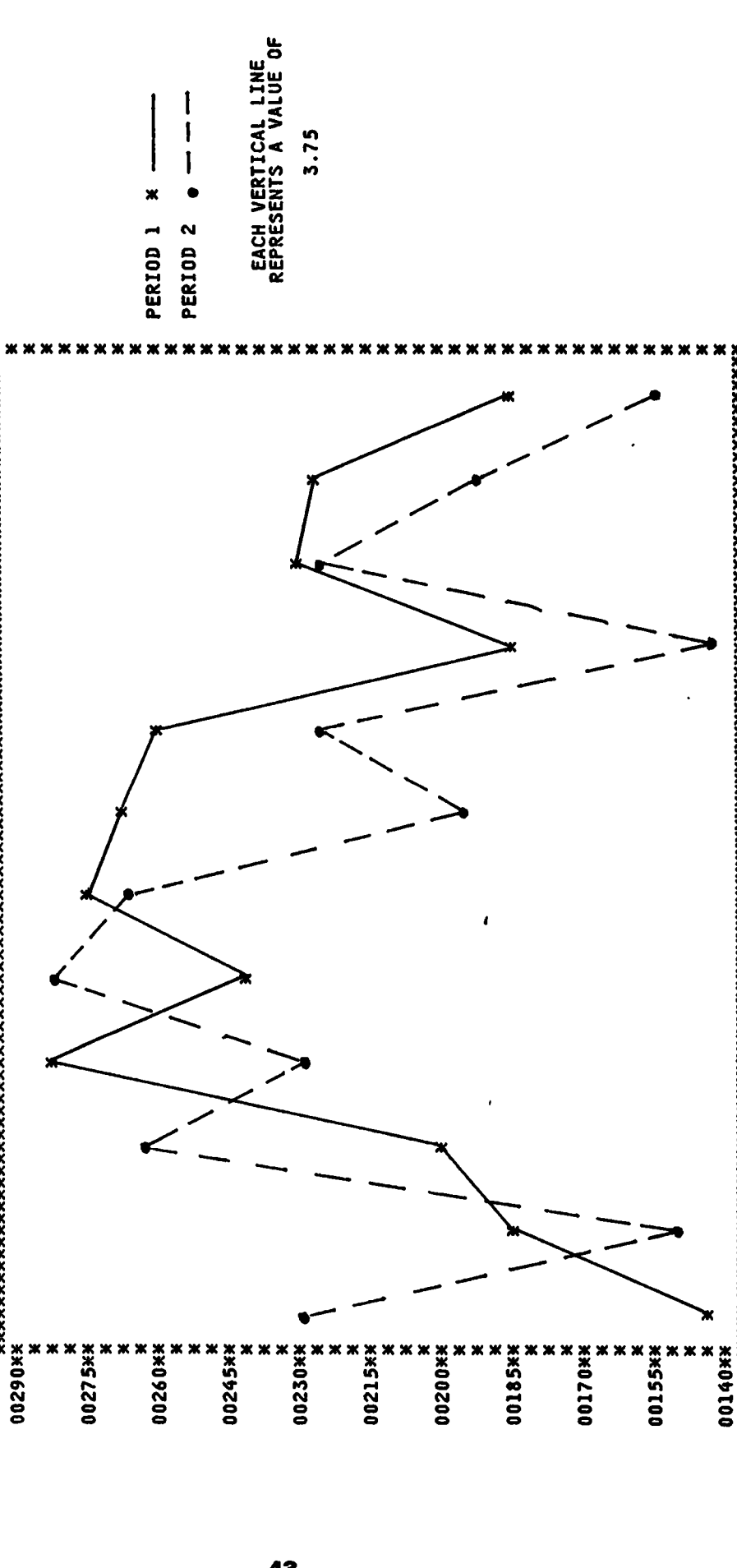
TYPE OF WEAPON	NUMBER OF OFFENSES	PERCENT DISTRIBUTION
GUN	370	13.7 %
KNIFE/SHARP INSTRUMENT	413	15.3 %
OTHER DANGEROUS WEAPONS	507	18.8 %
HANDS, FISTS, FEET, ETC - AGGRAVATED	1,410	52.2 %

---

# FELONIOUS ASSAULTS

January - December  
1996 - 1995

		NUMBER OF OFFENSES BY MONTH												CRIME * OFF CLEARED *				
		JAN	FEB	MAR	APR	MAY	JUN	JUL	AUG	SEP	OCT	NOV	DEC	TOT	RATE	ADULT	JUVE	
PERIOD 1 96		147	188	203	283	243	276	270	260	185	231	228	186	2700	1.46	1650	97	
PERIOD 2 95		231	152	264	230	285	270	199	228	146	227	194	155	2581	1.39	1540	103	
NUMERICAL CHANGE		84-	36+	61-	53+	42-	6+	71+	32+	39+	4+	34+	31+		119+	110+	6-	
PERCENT CHANGE		36.4-	23.7+	23.1-	23.0+	14.7-	2.2+	35.7+	14.0+	26.7+	1.8+	17.5+	20.0+		4.6+	5.0+	7.1+	5.8-



## 1996 FELONIOUS ASSAULT CRIME RATE BY COUNTY

OBS	COUNTY	FELASS	CRIME RAPE	POP
1	PENDLETON	1	0.12385	8074
2	BARBOUR	2	0.12390	16140
3	PLEASANTS	1	0.13315	7510
4	GILMER	1	0.13367	7481
5	GRANT	2	0.18264	10950
6	JACKSON	5	0.18705	26727
7	WETZEL	4	0.23364	17119
8	TYLER	3	0.25161	11923
9	MONROE	5	0.35430	14111
10	UPSHUR	9	0.37917	23733
11	RITCHIE	4	0.38808	10307
12	MARION	24	0.41208	58218
13	PRESTON	15	0.50175	29895
14	JEFFERSON	21	0.53886	38969
15	WIRT	3	0.55005	5454
16	POCAHONTAS	5	0.55190	9059
17	WYOMING	16	0.56048	28543
18	HARRISON	43	0.60630	70887
19	MARSHALL	25	0.66900	37366
20	GREENBRIER	23	0.66930	34362
21	DODDRIDGE	5	0.68445	7305
22	MCDOWELL	23	0.69414	33127
23	LOGAN	31	0.72106	42980
24	WOOD	68	0.77044	88197
25	LINCOLN	18	0.82008	21949
26	MASON	21	0.82677	25395
27	MORGAN	11	0.84788	12973
28	PUTNAM	42	0.89460	46944
29	NICHOLAS	25	0.91100	27435
30	WEBSTER	10	0.95820	10436
31	TAYLOR	15	0.98070	15294
32	BRAXTON	13	0.98514	13196
33	TUCKER	8	1.01816	7857
34	MONONGALIA	88	1.12464	78208
35	HARDY	13	1.13022	11502
36	BROOKE	28	1.20036	23323
37	CALHOUN	10	1.25780	7950
38	BOONE	35	1.32895	26336
39	HANCOCK	51	1.33059	38326
40	LEWIS	24	1.36728	17551
41	SUMMERS	20	1.41220	14161
42	MINGO	50	1.46950	34018
43	FAYETTE	78	1.58886	49081
44	MINERAL	45	1.64835	27298
45	RANDOLPH	49	1.71157	28625
46	HAMPSHIRE	32	1.76032	18178
47	BERKELEY	116	1.76784	65598
48	CABELL	185	1.82410	101367
49	ROANE	28	1.83428	15264
50	CLAY	19	1.85725	10230
51	MERCER	134	2.05422	65196
52	KANAWHA	436	2.10152	207254
53	WAYNE	81	2.12058	38195
54	OHIO	134	2.67330	50120
55	RALEIGH	542	6.92134	78303

\*Crime Rate Calculated per 1,000 population.

### 1996 FELONIOUS ASSAULT CRIME RATE IN CLASS I CITIES

OBS	AGID	FELASS	CRIME RATE	POP
1	HUNTINGTON	143	2.65265	53905
2	CHARLESTON	302	5.36654	56244

\*Class I Cities are in excess of 50,000 population.

\*Crime Rate Calculated per 1,000 population.

### 1996 FELONIOUS ASSAULT RATE IN CLASS II CITIES

OBS	AGID	FELASS	CRIME RATE	POP
1	VIENNA	1	0.09047	11053
2	ST. ALBANS	2	0.18438	10846
3	WEIRTON	13	0.60385	21528
4	SOUTH CHARLESTON	9	0.66969	13438
5	FAIRMONT	15	0.72555	20671
6	CLARKSBURG	14	0.79016	17716
7	MARTINSBURG	23	1.53801	14953
8	PARKERSBURG	58	1.74812	33173
9	MOUNDSVILLE	19	1.75522	10824
10	MORGANTOWN	72	2.70864	26575
11	BLUEFIELD	37	2.93151	12620
12	WHEELING	108	3.17196	34042
13	BECKLEY	105	5.67735	18492

\*Class II Cities are 10,000 to 49,999 in population.

\*Crime Rate Calculated per 1,000 population.

### 1996 FELONIOUS ASSAULT CRIME RATE IN CLASS III CITIES

OBS	AGID	FELASS	CRIME RATE	POP
1	RICHWOOD	0	0.00000	2565
2	01401	0	0.00000	2098
3	BETHLEHEM	0	0.00000	2630
4	MADISON	0	0.00000	3169
5	PADEN CITY	0	0.00000	2763
6	MANNINGTON	0	0.00000	2183
7	MONTGOMERY	0	0.00000	2341
8	KINGWOOD	0	0.00000	3370
9	ST. MARYS	0	0.00000	2129
10	WILLIAMSTOWN	0	0.00000	3027
11	SALEM	0	0.00000	2192
12	BUCKHANNON	0	0.00000	6319
13	HURRICANE	0	0.00000	5550
14	SHINNSTON	0	0.00000	2545
15	MILTON	0	0.00000	2249
16	NITRO	0	0.00000	6693
17	RIPLEY	0	0.00000	3073
18	PT. PLEASANT	1	0.20708	4829
19	BRIDGEPORT	2	0.28726	6962
20	WELLSBURG	1	0.29594	3379
21	01201	1	0.32743	3054
22	CHESTER	1	0.35473	2819

## 1996 FELONIOUS ASSAULT CRIME RATE IN CLASS III CITIES

OBS	AGID	FELASS	CRIME RATE	POP
23	BARBOURSVILLE	1	0.35893	2786
24	FAYETTEVILLE	1	0.44150	2265
25	NEW MARTINSVILLE	3	0.45255	6629
26	DUNBAR	4	0.47064	8499
27	MCMECHEN	1	0.48851	2047
28	RAVENSWOOD	2	0.49042	4078
29	PHILIPPI	2	0.62034	3224
30	WELCH	2	0.63978	3126
31	KEYSER	4	0.67280	5945
32	LOGAN	2	0.91324	2190
33	SUMMERSVILLE	4	1.25784	3180
34	ELKINS	10	1.26020	7935
35	LEWISBURG	5	1.28795	3882
36	RANSON	4	1.38254	2893
37	CHARLES TOWN	5	1.48850	3359
38	WHITE SULPHUR SPRINGS	4	1.49812	2670
39	OAK HILL	11	1.60017	6874
40	WESTOVER	8	1.95688	4088
41	KENOVA	8	2.17744	3674
42	GRAFTON	12	2.19816	5459
43	MOOREFIELD	6	2.53482	2367
44	WILLIAMSON	14	3.35398	4174
45	WESTON	19	3.78708	5017
46	PRINCETON	28	3.88108	7214
47	HINTON	18	5.30964	3390
48	FOLLANSBEE	25	7.58475	3296
49	SPENCER	20	8.69940	2299

\*Class III Cities are 2,000 to 9,999 in population.

\*Crime Rate Calculated per 1,000 population.

I, II and III City Populations provided by the United States Census Bureau.



# BREAKING AND ENTERING

---

## DEFINITION

Under this Program, Breaking and Entering is defined as an unlawful entry or attempted forcible entry of any structure to commit a felony or larceny.

Data collection for this offense is further categorized as to forcible entries, unlawful entries (where no force is used), and attempted entries.

As with other non-violent crimes, the motive of personal gain coupled with the element of opportunity, results in the commission of this offense by both the amateur and the professional perpetrator. Only the absence of confrontation and the use of force separate this crime from Robbery of the violent crime group. However, detection during commission many times results in confrontation of the victim by the perpetrator demonstrating why this offense is considered the most serious of the non-violent crime group.

The volume of this offense presents the police with a serious enforcement problem made more difficult in many areas by the lack of sufficient personnel to act as a deterrent and to provide successful solutions to these crimes.

---

## SUMMARY

- ✓ A total of 9,979 Breaking and Entering offenses were reported for 1996.
- ✓ Breaking and Entering comprised 24.0 percent of the total for the Non-violent Crime category and 22 percent of the total Crime Index Offenses.
- ✓ August recorded the highest number of Breaking and Entering with 886 offenses.
- ✓ There were 546.5 Breaking and Entering per 100,000 population in West Virginia.
- ✓ Breaking and Entering of residences accounted for 6,265 (62.8%) of the total offenses; 4,510 (45.2%) of the total offenses were at night.
- ✓ The total dollar value for Breaking and Entering offenses was \$10,478,512, an average of \$1,050 for each offense.
- ✓ A total of 1293 Breaking and Entering were cleared by arrest or exceptional clearance, a clearance rate of 12.9 percent. Adults were involved in 1024 of the clearances.
- ✓ There were 1,596 persons arrested for Breaking and Entering offenses; 1,464 of those arrested were males, 472 were under 18, and 1472 were white.

---

## BREAKING AND ENTERING BY TYPE OF ENTRY

---

TYPE OF ENTRY	NUMBER OF OFFENSES	PERCENT DISTRIBUTION
FORCIBLE ENTRY	7,418	74.3 %
UNLAWFUL ENTRY-NO FORCE	2,122	21.3 %
ATTEMPTED FORCIBLE ENTRY	439	4.4 %

---

# BREAKING AND ENTERING

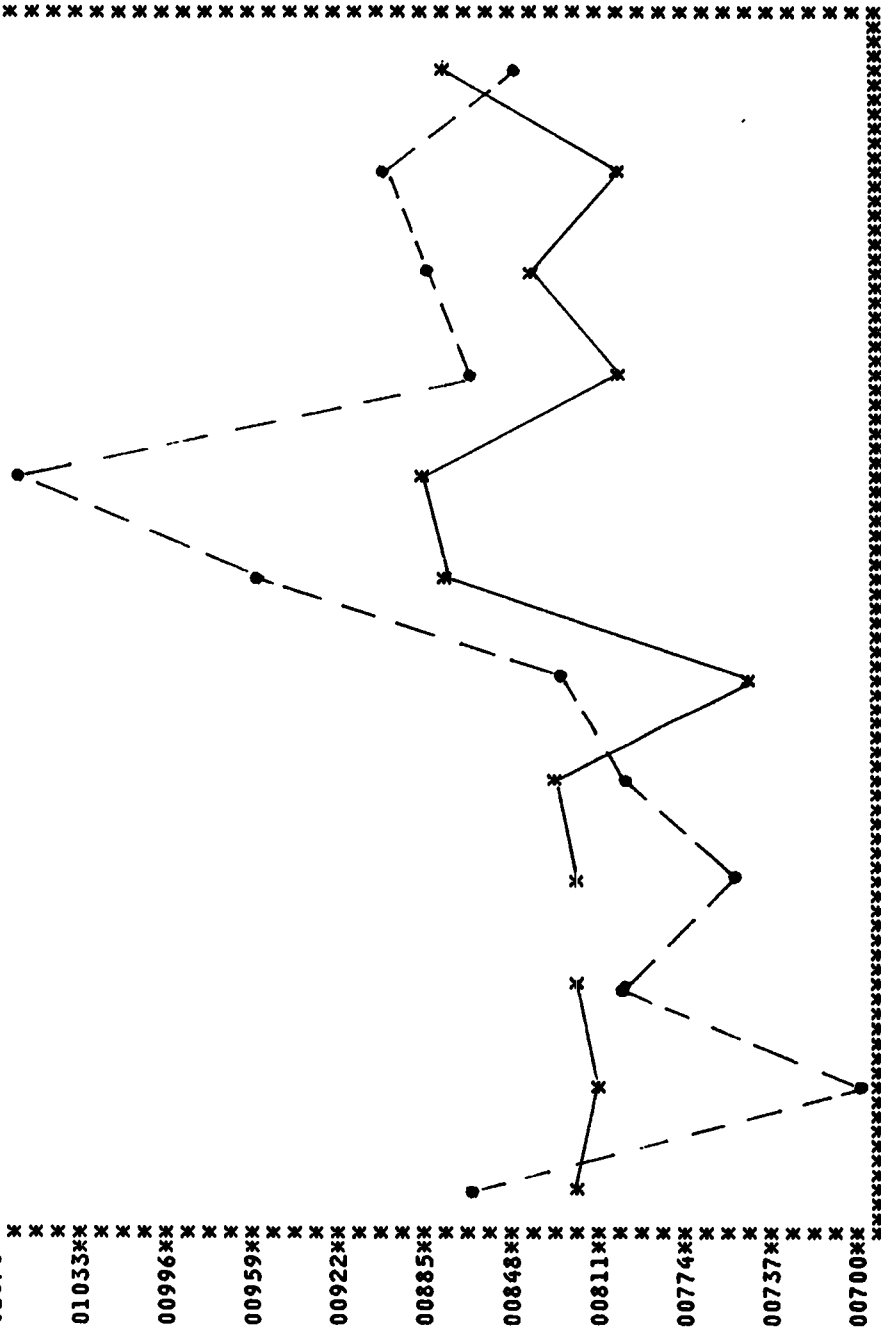
January - December  
1996 - 1995

```

*****
* N U M B E R   O F   O F F E N S E S   B Y   M O N T H
*****
* JAN * FEB * MAR * APR * MAY * JUN * JUL * AUG * SEP * OCT * NOV * DEC *
* 824 * 815 * 826 * 824 * 835 * 751 * 881 * 886 * 810 * 844 * 804 * 879 *
* 867 * 701 * 808 * 802 * 802 * 832 * 962 * 1066 * 870 * 891 * 907 * 857 *
* 43- * 114+ * 18+ * 68+ * 33+ * 81- * 81- * 180- * 60- * 47- * 103- * 22+ *
* 5.0- * 16.3+ * 2.2+ * 9.0+ * 4.1+ * 9.7- * 8.4- * 16.9- * 6.9- * 5.3- * 11.4- * 2.6+ *
* 01070 *
* 01033 *
* 00996 *
* 00959 *
* 00922 *
* 00885 *
* 00848 *
* 00811 *
* 00774 *
* 00737 *
* 00700 *
*****

```

PERIOD 1 96  
PERIOD 2 95  
NUMERICAL CHANGE  
PERCENT CHANGE



PERIOD 1 \* —  
PERIOD 2 ♦ - - -  
EACH VERTICAL LINE REPRESENTS A VALUE OF 9.25

## 1996 BREAKING & ENTERING CRIME RATE BY COUNTY

OBS	COUNTY	BE	CRIME RATE	POP
1	MCDOWELL	37	1.1167	33127
2	MINGO	67	1.9691	34018
3	PLEASANTS	15	1.9972	7510
4	CALHOUN	16	2.0125	7950
5	RITCHIE	24	2.3285	10307
6	BROOKE	55	2.3578	23323
7	LEWIS	44	2.5067	17551
8	UPSHUR	61	2.5699	23733
9	TYLER	32	2.6838	11923
10	MONROE	38	2.6927	14111
11	DODDRIDGE	21	2.8747	7305
12	BRAXTON	38	2.8796	13196
13	MINERAL	81	2.9670	27298
14	JACKSON	82	3.0676	26727
15	MASON	78	3.0709	25395
16	MARION	187	3.2108	58218
17	PUTNAM	154	3.2802	46944
18	BARBOUR	53	3.2833	16140
19	LINCOLN	73	3.3259	21949
20	HARRISON	240	3.3840	70887
21	WYOMING	97	3.3979	28543
22	PENDLETON	29	3.5916	8074
23	WETZEL	62	3.6214	17119
24	WIRT	20	3.6670	5454
25	GILMER	28	3.7428	7481
26	GREENBRIER	132	3.8412	34362
27	POCAHONTAS	35	3.8633	9059
28	BOONE	102	3.8729	26336
29	LOGAN	167	3.8844	42980
30	HANCOCK	153	3.9918	38326
31	TAYLOR	63	4.1189	15294
32	WAYNE	160	4.1888	38195
33	PRESTON	136	4.5492	29895
34	JEFFERSON	182	4.6701	38969
35	CLAY	49	4.7897	10230
36	TUCKER	39	4.9635	7857
37	BERKELEY	329	5.0140	65598
38	ROANE	77	5.0443	15264
39	MARSHALL	192	5.1379	37366
40	NICHOLAS	142	5.1745	27435
41	GRANT	61	5.5705	10950
42	WOOD	515	5.8349	88197
43	WEBSTER	62	5.9408	10436
44	HAMPSHIRE	115	6.3261	18178
45	MERCER	417	6.3926	65196
46	FAYETTE	326	6.6406	49081
47	RALEIGH	524	6.6915	78303
48	RANDOLPH	196	6.8463	28625
49	MONONGALIA	552	7.0546	78208
50	SUMMERS	109	7.6965	14161
51	OHIO	406	8.0997	50120
52	KANAWHA	1872	9.0230	207254
53	CABELL	977	9.6332	101367
54	MORGAN	131	10.0975	12973
55	HARDY	126	10.9544	11502

\*Crime Rate Calculated per 1,000 population.

### 1996 BREAKING & ENTERING CRIME RATE IN CLASS I CITIES

OBS	AGID	BE	CRIME RATE	POP
1	HUNTINGTON	735	13.6342	53905
2	CHARLESTON	1036	18.4097	56244

\*Class I Cities are in excess of 50,000 population.

\*Crime Rate Calculated per 1,000 population.

### 1996 BREAKING & ENTERING CRIME RATE IN CLASS II CITIES

OBS	AGID	BE	CRIME RATE	POP
1	VIENNA	13	1.1761	11053
2	WEIRTON	72	3.3444	21528
3	SOUTH CHARLESTON	51	3.7949	13438
4	CLARKSBURG	71	4.0072	17716
5	ST. ALBANS	55	5.0704	10846
6	FAIRMONT	105	5.0788	20671
7	MARTINSBURG	85	5.6839	14953
8	BLUEFIELD	75	5.9422	12620
9	MORGANTOWN	249	9.3674	26575
10	BECKLEY	181	9.7867	18492
11	MOUNDSVILLE	113	10.4389	10824
12	WHEELING	362	10.6319	34042
13	PARKERSBURG	370	11.1518	33173

\*Class II Cities are 10,000 to 49,999 in population.

\*Crime Rate Calculated per 1,000 population.

### 1996 BREAKING & ENTERING CRIME RATE IN CLASS III CITIES

OBS	AGID	BE	CRIME RATE	POP
1	MILTON	1	0.4446	2249
2	SALEM	1	0.4562	2192
3	01401	1	0.4766	2098
4	LEWISBURG	2	0.5152	3882
5	HURRICANE	4	0.7207	5550
6	RICHWOOD	2	0.7797	2565
7	ST. MARYS	2	0.9394	2129
8	RAVENSWOOD	4	0.9808	4078
9	PHILIPPI	4	1.2407	3224
10	WILLIAMSTOWN	4	1.3214	3027
11	MCMECHEN	3	1.4655	2047
12	LOGAN	4	1.8265	2190
13	BUCKHANNON	12	1.8990	6319
14	WILLIAMSON	8	1.9166	4174
15	WHITE SULPHUR SPRINGS	6	2.2472	2670
16	WESTON	12	2.3918	5017
17	FOLLANSBEE	10	3.0339	3296
18	BRIDGEPORT	22	3.1599	6962
19	NEW MARTINSVILLE	21	3.1678	6629
20	WELCH	11	3.5188	3126
21	SHINNSTON	9	3.5363	2545
22	RIPLEY	11	3.5795	3073

**1996 BREAKING & ENTERING CRIME RATE IN CLASS III CITIES**

OBS	AGID	BE	CRIME RATE	POP
23	PADEN CITY	10	3.6192	2763
24	WELLSBURG	13	3.8472	3379
25	KEYSER	24	4.0368	5945
26	CHESTER	12	4.2568	2819
27	MONTGOMERY	10	4.2716	2341
28	PT. PLEASANT	21	4.3487	4829
29	SUMMERSVILLE	14	4.4024	3180
30	MANNINGTON	10	4.5808	2183
31	01201	14	4.5840	3054
32	HINTON	17	5.0147	3390
33	MADISON	16	5.0488	3169
34	GRAFTON	28	5.1290	5459
35	BETHLEHEM	14	5.3231	2630
36	RANSON	16	5.5306	2893
37	CHARLES TOWN	20	5.9540	3359
38	SPENCER	15	6.5245	2299
39	KENOVA	25	6.8045	3674
40	KINGWOOD	23	6.8248	3370
41	DUNBAR	61	7.1773	8499
42	WESTOVER	30	7.3383	4088
43	FAYETTEVILLE	17	7.5055	2265
44	NITRO	52	7.7688	6693
45	BARBOURSVILLE	24	8.6143	2786
46	PRINCETON	66	9.1483	7214
47	ELKINS	81	10.2076	7935
48	MOOREFIELD	26	10.9842	2367
49	OAK HILL	86	12.5104	6874

\*Class III Cities are 2,000 to 9,999 in population.

\*Crime Rate Calculated per 1,000 population.

I, II and III City Populations provided by the United States Census Bureau.

# BREAKING AND ENTERING

January - December  
1996 - 1995

CLASSIFICATION	PERCENT OF CHANGE	NUMBER OF OFFENSES	PERCENT OF DISTRIBUTION	TOTAL VALUES (DOLLARS)	AVERAGE VALUES (DOLLARS)
RESIDENCE					
	1996	6,265	62.78	\$6,508,718	\$1,039
	1995	6,426	62.27	\$6,951,219	\$1,082
	PERCENT OF CHANGE	2.51-	.82+	6.37-	3.97-
NIGHT					
	1996	2,455	24.60	\$2,770,879	\$1,129
	1995	2,505	24.28	\$2,452,254	\$979
	PERCENT OF CHANGE	2.00-	1.32+	12.99+	15.32+
DAY					
	1996	1,784	17.88	\$1,701,956	\$954
	1995	1,828	17.71	\$2,269,112	\$1,241
	PERCENT OF CHANGE	2.41-	.96+	24.99-	23.13-
UNKNOWN					
	1996	2,026	20.30	\$2,035,883	\$1,005
	1995	2,093	20.28	\$2,229,853	\$1,065
	PERCENT OF CHANGE	3.20-	.10+	8.70-	5.63-
NONRESIDENCE					
	1996	3,714	37.22	\$3,969,794	\$1,069
	1995	3,893	37.73	\$3,690,591	\$948
	PERCENT OF CHANGE	4.60-	1.35-	7.57+	12.76+
NIGHT					
	1996	2,206	22.11	\$2,503,300	\$1,135
	1995	2,375	23.02	\$2,372,703	\$999
	PERCENT OF CHANGE	7.12-	3.95-	5.50+	13.61+
DAY					
	1996	516	5.17	\$399,151	\$774
	1995	485	4.70	\$355,253	\$732
	PERCENT OF CHANGE	6.39+	10.00+	12.36+	5.74+
UNKNOWN					
	1996	992	9.94	\$1,067,343	\$1,076
	1995	1,033	10.01	\$962,635	\$932
	PERCENT OF CHANGE	3.97-	.70-	10.88+	15.45+
TOTAL					
	1996	9,979	100.00	\$10,478,512	\$1,050
	1995	10,319	100.00	\$10,641,810	\$1,031
	PERCENT OF CHANGE	3.29-		1.53-	1.84+

# LARCENY THEFT

---

## DEFINITION

Larceny Theft is the unlawful taking or stealing of articles of value without the use of force, violence or fraud. It includes crimes such as shoplifting, pocket-picking, purse-snatching, thefts from autos, and the theft of auto parts and accessories. Motor Vehicle theft is excluded from this category for crime reporting purposes, inasmuch as it is a separate Crime Index Offense.

Larceny offenses cleared by police are dramatically affected by the nature of the crime. As with other Non-violent Crimes, opportunity and stealth, working in favor of the perpetrator and against police detection, reduce solutions for this offense.

As with other offenses against property, Larceny is primarily a crime of opportunity. Types of larceny will differ in volume depending upon the opportunity for theft offered in a given area.

When the average value is applied to the reported crimes in this category, the dollar loss to victims was \$473. It is true that a portion of goods stolen was recovered and returned to the victims, but the relatively low percentage of crimes cleared by arrest, and the lack of specific identification characteristics on such property indicates these recoveries will not materially reduce the overall loss. In addition, many offenses in this category, particularly where the value of goods is small, never come to police attention.

---

## SUMMARY

- ✓ A total of 28,300 Larceny Theft offenses were reported for 1996.
- ✓ Larceny Theft comprised 68.2 percent of the total for the Non-Violent Crime category and 62.4 percent of the total Crime Index Offenses.
- ✓ August recorded the highest number of Larcenies with 2,662 offenses.
- ✓ There were 1.549.8 Larceny Thefts per 100,000 population in West Virginia.
- ✓ Larceny Theft from automobiles accounted for 7,652 (27.0%) of the total offenses.
- ✓ The total dollar value for Larceny Theft offenses was \$13,378,294, an average of \$473 for each offense; of the total offenses 11,460 were \$200 and over in value.
- ✓ A total of 6039 Larceny Thefts were cleared by arrest or exceptional clearance, a clearance rate of 21.3 percent. Adults were involved in 4607 of the clearances.
- ✓ There were 6,421 persons arrested for Larceny Theft offenses; 4,284 of those arrested were males, 1,790 were under 18, and 5,470 were white.

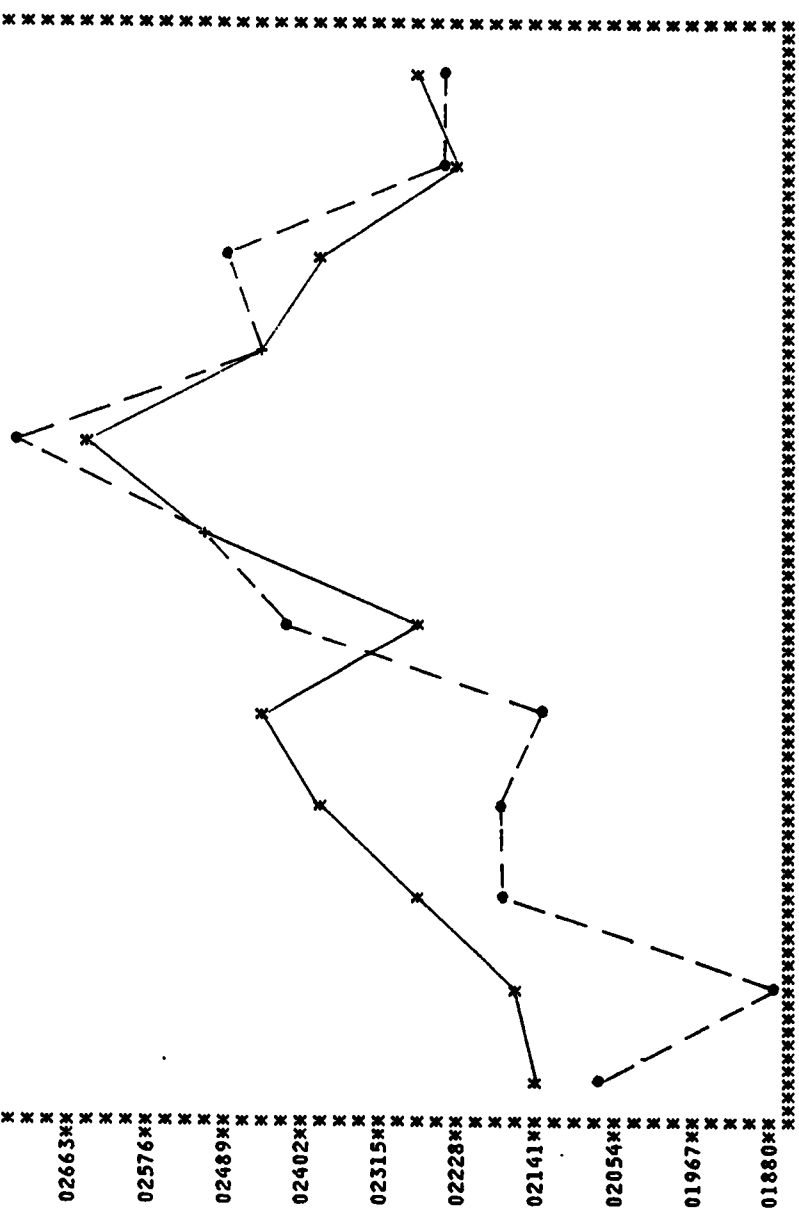
# LARCENY/THEFT

January - December  
1996 - 1995

```

*****
***** NUMBER OF OFFENSES BY MONTH *****
***** CRIME * OFF CLEARED *
***** JAN * FEB * MAR * APR * MAY * JUN * JUL * AUG * SEP * OCT * NOV * DEC * TOT *(1,000)*ADULT * JUVEN *
***** 2147 * 2164 * 2187 * 2191 * 2153 * 2499 * 2531 * 2662 * 2461 * 2398 * 2264 * 2280 * 28300 * 15.28 * 4507 * 1932 *
***** 2090 * 1888 * 2187 * 2191 * 2153 * 2499 * 2531 * 2662 * 2461 * 2398 * 2264 * 2280 * 28300 * 15.28 * 4507 * 1932 *
***** 57+ * 276+ * 94+ * 195+ * 256+ * 144- * 20+ * 79- * 4+ * 105- * 15- * 16+ * 615+ * .33+ * 560+ * 85+ *
***** 2.7+ * 14.6+ * 4.3+ * 8.9+ * 13.7+ * 5.9- * .8+ * 2.9- * .2+ * 4.2- * .7- * 2.2+ * 2.2+ * 13.8+ * 6.3+ *
*****
***** PERIOD 1 96 *****
***** PERIOD 2 95 *****
***** NUMERICAL CHANGE *****
***** PERCENT CHANGE *****
02750+
02663+
02576+
02489+
02402+
02315+
02228+
02141+
02054+
01967+
01880+

```



PERIOD 1 \* ---  
PERIOD 2 ● - - -

EACH VERTICAL LINE OF  
REPRESENTS A VALUE OF  
21.75



## 1996 LARCENY/THEFT CRIME RATE BY COUNTY

OBS	COUNTY	LARCENY	CRIME RATE	POP
1	MONROE	36	2.5510	14111
2	DODDRIDGE	19	2.6009	7305
3	RITCHIE	28	2.7166	10307
4	TYLER	37	3.1032	11923
5	BROOKE	77	3.3010	23323
6	MCDOWELL	112	3.3802	33127
7	WEBSTER	37	3.5453	10436
8	MINGO	124	3.6444	34018
9	CLAY	38	3.7145	10230
10	GRANT	41	3.7441	10950
11	BOONE	103	3.9109	26336
12	BARBOUR	66	4.0887	16140
13	BRAXTON	63	4.7741	13196
14	LINCOLN	105	4.7838	21949
15	WYOMING	148	5.1844	28543
16	POCAHONTAS	48	5.2982	9059
17	HAMPSHIRE	97	5.3360	18178
18	LOGAN	238	5.5359	42980
19	WIRT	31	5.6838	5454
20	PRESTON	174	5.8203	29895
21	TAYLOR	90	5.8842	15294
22	CALHOUN	48	6.0374	7950
23	HARDY	73	6.3466	11502
24	GREENBRIER	231	6.7221	34362
25	SUMMERS	96	6.7736	14161
26	PENDLETON	58	7.1833	8074
27	PLEASANTS	57	7.5895	7510
28	JACKSON	208	7.7813	26727
29	LEWIS	139	7.9188	17551
30	ROANE	123	8.0577	15264
31	WETZEL	140	8.1774	17119
32	UPSHUR	199	8.3839	23733
33	WAYNE	326	8.5347	38195
34	MASON	220	8.6614	25395
35	MARION	505	8.6708	58218
36	GILMER	65	8.6885	7481
37	TUCKER	72	9.1634	7857
38	MINERAL	272	9.9634	27298
39	MARSHALL	409	10.9448	37366
40	HANCOCK	438	11.4274	38326
41	NICHOLAS	317	11.5515	27435
42	MERCER	811	12.4326	65196
43	PUTNAM	596	12.6948	46944
44	RANDOLPH	383	13.3782	28625
45	MORGAN	186	14.3369	12973
46	HARRISON	1033	14.5653	70887
47	JEFFERSON	642	16.4737	38969
48	FAYETTE	891	18.1497	49081
49	OHIO	983	19.6108	50120
50	WOOD	1886	21.3684	88197
51	MONONGALIA	1785	22.8123	78208
52	RALEIGH	1826	23.3180	78303
53	BERKELEY	1720	26.2128	65598
54	KANAWHA	6295	30.3419	207254
55	CABELL	3555	35.0523	101367

\*Crime Rate Calculated per 1,000 population.

### 1996 LARCENY/THEFT CRIME RATE IN CLASS I CITIES

OBS	AGID	LARCENY	CRIME RATE	POP
1	HUNTINGTON	2301	42.6835	53905
2	CHARLESTON	4041	71.8086	56244

\*Class I Cities are in excess of 50,000 population.

\*Crime Rate Calculated per 1,000 population.

### 1996 LARCENY/THEFT CRIME RATE IN CLASS II CITIES

OBS	AGID	LARCENY	CRIME RATE	POP
1	WEIRTON	245	11.3802	21528
2	BLUEFIELD	155	12.2806	12620
3	FAIRMONT	367	17.7518	20671
4	ST. ALBANS	224	20.6506	10846
5	CLARKSBURG	433	24.4385	17716
6	MOUNDSVILLE	271	25.0350	10824
7	WHEELING	866	25.4344	34042
8	SOUTH CHARLESTON	409	30.4337	13438
9	VIENNA	358	32.3883	11053
10	MORGANTOWN	869	32.6918	26575
11	PARKERSBURG	1208	36.4091	33173
12	BECKLEY	956	51.6909	18492
13	MARTINSBURG	839	56.1039	14953

\*Class II Cities are 10,000 to 49,999 in population.

\*Crime Rate Calculated per 1,000 population.

### 1996 LARCENY/THEFT CRIME RATE IN CLASS III CITIES

OBS	AGID	LARCENY	CRIME RATE	POP
1	RICHWOOD	3	1.170	2565
2	MADISON	6	1.893	3169
3	BETHLEHEM	6	2.281	2630
4	WHITE SULPHUR SPRINGS	8	2.996	2670
5	01401	7	3.336	2098
6	MILTON	8	3.557	2249
7	01201	12	3.929	3054
8	RAVENSWOOD	18	4.414	4078
9	LOGAN	11	5.023	2190
10	SALEM	13	5.931	2192
11	FOLLANSBEE	21	6.371	3296
12	WELLSBURG	22	6.511	3379
13	LEWISBURG	27	6.955	3882
14	PADEN CITY	20	7.238	2763
15	MANNINGTON	16	7.329	2183
16	MCMECHEN	17	8.305	2047
17	WILLIAMSON	35	8.385	4174
18	KINGWOOD	30	8.902	3370
19	MONTGOMERY	23	9.825	2341
20	SHINNSTON	26	10.216	2545
21	PHILIPPI	33	10.236	3224
22	GRAFTON	71	13.006	5459

**1996 LARCENY/THEFT CRIME RATE IN CLASS III CITIES**

OBS	AGID	LARCENY	CRIME RATE	POP
23	WESTON	66	13.155	5017
24	HINTON	48	14.159	3390
25	NEW MARTINSVILLE	94	14.180	6629
26	CHESTER	41	14.544	2819
27	BUCKHANNON	102	16.141	6319
28	FAYETTEVILLE	38	16.777	2265
29	ST. MARYS	36	16.909	2129
30	HURRICANE	100	18.018	5550
31	MOOREFIELD	46	19.434	2367
32	NITRO	138	20.617	6693
33	WELCH	65	20.793	3126
34	PT. PLEASANT	102	21.122	4829
35	WILLIAMSTOWN	65	21.473	3027
36	DUNBAR	221	26.003	8499
37	SPENCER	67	29.143	2299
38	KENOVA	112	30.484	3674
39	KEYSER	187	31.453	5945
40	RIPLEY	97	31.565	3073
41	ELKINS	251	31.631	7935
42	SUMMERSVILLE	105	33.018	3180
43	WESTOVER	150	36.691	4088
44	RANSON	109	37.677	2893
45	CHARLES TOWN	133	39.594	3359
46	PRINCETON	309	42.830	7214
47	BRIDGEPORT	324	46.536	6962
48	OAK HILL	500	72.735	6874
49	BARBOURSVILLE	337	120.959	2786

\*Class III Cities are 2,000 to 9,999 in population.

\*Crime Rate Calculated per 1,000 population.

I, II and III City Populations provided by the United States Census Bureau.

# LARCENY/THEFT

January - December  
1996 - 1995

CLASSIFICATION	PERCENT OF CHANGE	NUMBER OF OFFENSES	PERCENT OF DISTRIBUTION	TOTAL VALUES (DOLLARS)	AVERAGE VALUES (DOLLARS)
POCKET-PICKETING	1996	75	.27	\$37,104	\$495
	1995	105	.38	\$20,807	\$198
PERCENT OF CHANGE		28.57-	28.95-	78.32+	150.00+
PURSE-SWATHING	1996	190	.67	\$53,698	\$283
	1995	216	.78	\$55,866	\$259
PERCENT OF CHANGE		12.04-	14.10-	3.88-	9.27+
CARGO THEFTS	1996	122	.43	\$221,460	\$1,815
	1995	123	.44	\$403,148	\$3,278
PERCENT OF CHANGE		.81-	2.27-	45.07-	44.63-
SHOPLIFTING	1996	5,041	17.81	\$388,266	\$77
	1995	4,887	17.65	\$357,990	\$73
PERCENT OF CHANGE		3.15+	.91+	8.46+	5.48+
FROM AUTOS	1996	7,652	27.04	\$3,349,810	\$438
	1995	7,555	27.29	\$3,173,522	\$420
PERCENT OF CHANGE		1.28+	.92-	5.55+	4.29+
AUTO PARTS AND ACCESSORIES	1996	2,144	7.58	\$651,782	\$304
	1995	2,211	7.99	\$853,317	\$386
PERCENT OF CHANGE		3.03-	5.13-	23.62-	21.24-
BICYCLES	1996	1,326	4.69	\$348,879	\$263
	1995	1,419	5.13	\$328,870	\$232
PERCENT OF CHANGE		6.55-	8.58-	6.08+	13.36+
FROM BUILDINGS	1996	4,086	14.44	\$2,880,892	\$705
	1995	3,872	13.99	\$2,662,578	\$688
PERCENT OF CHANGE		5.53+	3.22+	8.20+	2.47+
COIN OPERATED MACHINES	1996	251	.89	\$67,169	\$268
	1995	204	.74	\$88,890	\$435
PERCENT OF CHANGE		23.04+	20.27+	24.44-	38.53-
LIVE STOCK	1996	61	.22	\$52,502	\$861
	1995	50	.18	\$62,387	\$1,248
PERCENT OF CHANGE		22.00+	22.22+	15.84-	31.01-
ALL OTHER	1996	7,352	25.98	\$5,326,732	\$725
	1995	7,043	25.44	\$5,332,096	\$757
PERCENT OF CHANGE		4.39+	2.12+	.10-	4.23-
TOTAL	1996	28,300	100.00	\$13,378,294	\$473
	1995	27,685	100.00	\$13,339,471	\$482
PERCENT OF CHANGE		2.22+		.29+	1.87-

# MOTOR VEHICLE THEFT

---

## DEFINITION

In Uniform Crime Reporting, Motor Vehicle Theft includes all thefts of a motor vehicle. This includes all vehicles which can be registered as a motor vehicle in this State. This definition excludes taking a motor vehicle for temporary use, such as family situation or unauthorized use by others having lawful access to the vehicle, such as chauffeurs, etc.

The crime of Motor Vehicle Theft has been labeled primarily as a crime of opportunity. The youthful offender finds the motor vehicle easily accessible for transportation for any purpose. The remaining thefts are mainly for the purpose of resale, theft of parts and for use in committing other crimes.

---

## SUMMARY

- ✓ A total of 3231 Motor Vehicle Theft offenses were reported in 1996.
- ✓ Motor Vehicle Theft comprised 7.8 percent of the total for the Non-Violent Crime category and 7.1 percent of the total Crime Index Offenses.
- ✓ July recorded the highest number of Motor Vehicle Thefts with 299 offenses.
- ✓ There were 176.9 Motor Vehicle Thefts per 100,000 population in West Virginia.
- ✓ The total dollar value for Motor Vehicle Theft offenses was \$22,473,022, an average of \$6,995 for each offense.
- ✓ A total of 569 Motor Vehicle Thefts were cleared by arrest or exceptional clearance, a clearance rate of 17.6 percent.
- ✓ Adults were involved in 439 of the clearances.
- ✓ There were 507 persons arrested for Motor Vehicle Theft offenses; 453 of those arrested were males, 218 were under 18, and 505 were white.

---

## MOTOR VEHICLE THEFT BY TYPE OF MOTOR VEHICLE

---

TYPE OF MOTOR VEHICLE	NUMBER OF OFFENSES	PERCENT DISTRIBUTION
AUTO	2,058	63.7 %
TRUCKS & BUSES	738	22.8 %
OTHER VEHICLES	435	13.5 %

---

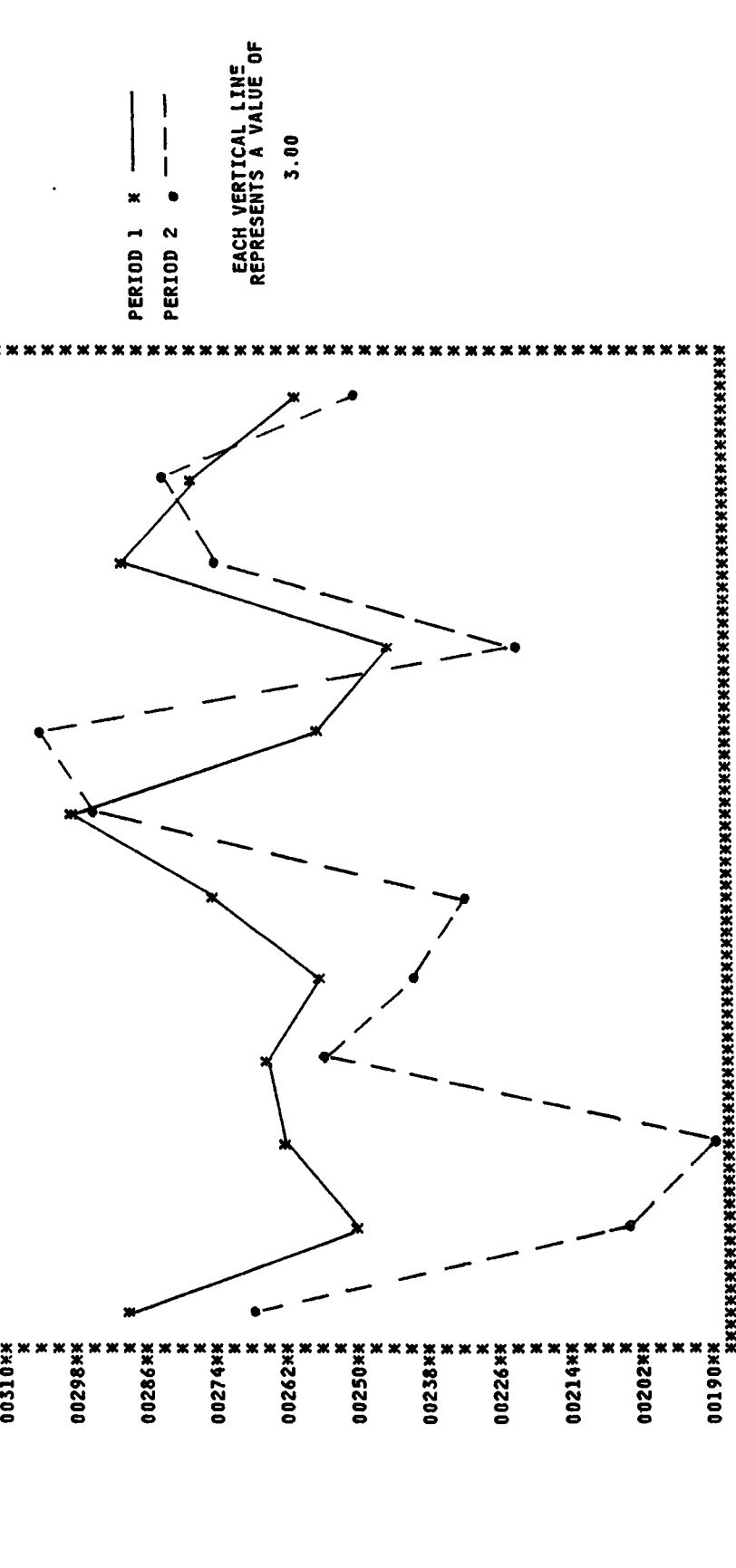
# MOTOR VEHICLE THEFT

January - December

1996 - 1995

```

*****
* N U M B E R   O F   O F F E N S E S   B Y   M O N T H
*
* JAN * FEB * MAR * APR * MAY * JUN * JUL * AUG * SEP * OCT * NOV * DEC *
* 290 * 252 * 262 * 265 * 256 * 274 * 299 * 258 * 246 * 291 * 278 * 260 *
* 268 * 207 * 191 * 258 * 243 * 234 * 295 * 306 * 225 * 275 * 284 * 251 *
* 22+ * 45+ * 71+ * 13+ * 40+ * 48- * 21+ * 16+ * 6- * 9+ * 194+ *
* 8.2+ * 21.7+ * 37.2+ * 2.7+ * 5.3+ * 17.1+ * 1.4+ * 15.7+ * 9.3+ * 5.8+ * 2.1- * 3.6+ *
*
* PERIOD 1 96
* PERIOD 2 95
* NUMERICAL CHANGE
* PERCENT CHANGE
*****
    
```



PERIOD 1 \* — x —  
 PERIOD 2 o - - -  
 EACH VERTICAL LINE  
 REPRESENTS A VALUE OF  
 3.00

## 1996 MOTOR VEHICLE THEFT CRIME RATE BY COUNTY

OBS	COUNTY	MOTORVEH	CRIME RATE	POP
1	POCAHONTAS	1	0.11038	9059
2	RITCHIE	2	0.19404	10307
3	DODDRIDGE	2	0.27378	7305
4	MONROE	4	0.28344	14111
5	WIRT	2	0.36670	5454
6	BROOKE	9	0.38583	23323
7	PLEASANTS	3	0.39945	7510
8	TYLER	5	0.41935	11923
9	TAYLOR	7	0.45766	15294
10	SUMMERS	7	0.49427	14161
11	PENDLETON	4	0.49540	8074
12	PRESTON	15	0.50175	29895
13	GILMER	4	0.53468	7481
14	MCDOWELL	19	0.57342	33127
15	GRANT	7	0.63924	10950
16	BRAXTON	9	0.68202	13196
17	UPSHUR	17	0.71621	23733
18	BARBOUR	12	0.74340	16140
19	TUCKER	6	0.76362	7857
20	HARDY	9	0.78246	11502
21	LEWIS	14	0.79758	17551
22	RANDOLPH	24	0.83832	28625
23	GREENBRIER	30	0.87300	34362
24	WYOMING	28	0.98084	28543
25	HARRISON	72	1.01520	70887
26	PUTNAM	49	1.04370	46944
27	HAMPSHIRE	19	1.04519	18178
28	JACKSON	28	1.04748	26727
29	MARSHALL	40	1.07040	37366
30	CALHOUN	9	1.13202	7950
31	MARION	67	1.15039	58218
32	MORGAN	15	1.15620	12973
33	CLAY	12	1.17300	10230
34	MINERAL	33	1.20879	27298
35	MASON	31	1.22047	25395
36	WOOD	111	1.25763	88197
37	NICHOLAS	35	1.27540	27435
38	HANCOCK	51	1.33059	38326
39	JEFFERSON	52	1.33432	38969
40	WEBSTER	15	1.43730	10436
41	FAYETTE	72	1.46664	49081
42	OHIO	75	1.49625	50120
43	WETZEL	27	1.57707	17119
44	WAYNE	70	1.83260	38195
45	ROANE	28	1.83428	15264
46	LINCOLN	41	1.86796	21949
47	BOONE	53	2.01241	26336
48	MERCER	132	2.02356	65196
49	BERKELEY	137	2.08788	65598
50	MINGO	72	2.11608	34018
51	LOGAN	91	2.11666	42980
52	MONONGALIA	173	2.21094	78208
53	RALEIGH	203	2.59231	78303
54	CABELL	293	2.88898	101367
55	KANAWHA	885	4.26570	207254

\*Crime Rate Calculated per 1,000 population.

### 1996 MOTOR VEHICLE THEFT CRIME RATE IN CLASS I CITIES

OBS	AGID	MOTORVEH	CRIME RATE	POP
1	HUNTINGTON	186	3.45030	53905
2	CHARLESTON	456	8.10312	56244

\*Class I Cities are in excess of 50,000 population.

\*Crime Rate Calculated per 1,000 population.

### 1996 MOTOR VEHICLE THEFT CRIME RATE IN CLASS II CITIES

OBS	AGID	MOTORVEH	CRIME RATE	POP
1	BLUEFIELD	10	0.79230	12620
2	VIENNA	11	0.99517	11053
3	WEIRTON	22	1.02190	21528
4	FAIRMONT	23	1.11251	20671
5	CLARKSBURG	24	1.35456	17716
6	WHEELING	70	2.05590	34042
7	PARKERSBURG	81	2.44134	33173
8	MORGANTOWN	66	2.48292	26575
9	MOUNDSVILLE	27	2.49426	10824
10	ST. ALBANS	28	2.58132	10846
11	MARTINSBURG	41	2.74167	14953
12	SOUTH CHARLESTON	50	3.72050	13438
13	BECKLEY	75	4.05525	18492

\*Class II Cities are 10,000 to 49,999 in population.

\*Crime Rate Calculated per 1,000 population.

### 1996 MOTOR VEHICLE THEFT CRIME RATE IN CLASS III CITIES

OBS	AGID	MOTORVEH	CRIME RATE	POP
1	RICHWOOD	0	0.00000	2565
2	BETHLEHEM	0	0.00000	2630
3	PADEN CITY	0	0.00000	2763
4	SHINNSTON	0	0.00000	2545
5	FAYETTEVILLE	0	0.00000	2265
6	SPENCER	0	0.00000	2299
7	WHITE SULPHUR SPRINGS	1	0.37453	2670
8	LOGAN	1	0.45662	2190
9	MANNINGTON	1	0.45808	2183
10	ST. MARYS	1	0.46970	2129
11	MCMECHEN	1	0.48851	2047
12	RAVENSWOOD	2	0.49042	4078
13	01201	2	0.65486	3054
14	GRAFTON	4	0.73272	5459
15	WESTON	4	0.79728	5017
16	MONTGOMERY	2	0.85432	2341
17	WELLSBURG	3	0.88782	3379
18	KINGWOOD	3	0.89019	3370
19	FOLLANSBEE	3	0.91017	3296
20	SALEM	2	0.91240	2192
21	01401	2	0.95328	2098
22	ELKINS	8	1.00816	7935



## 1996 MOTOR VEHICLE THEFT CRIME RATE IN CLASS III CITIES

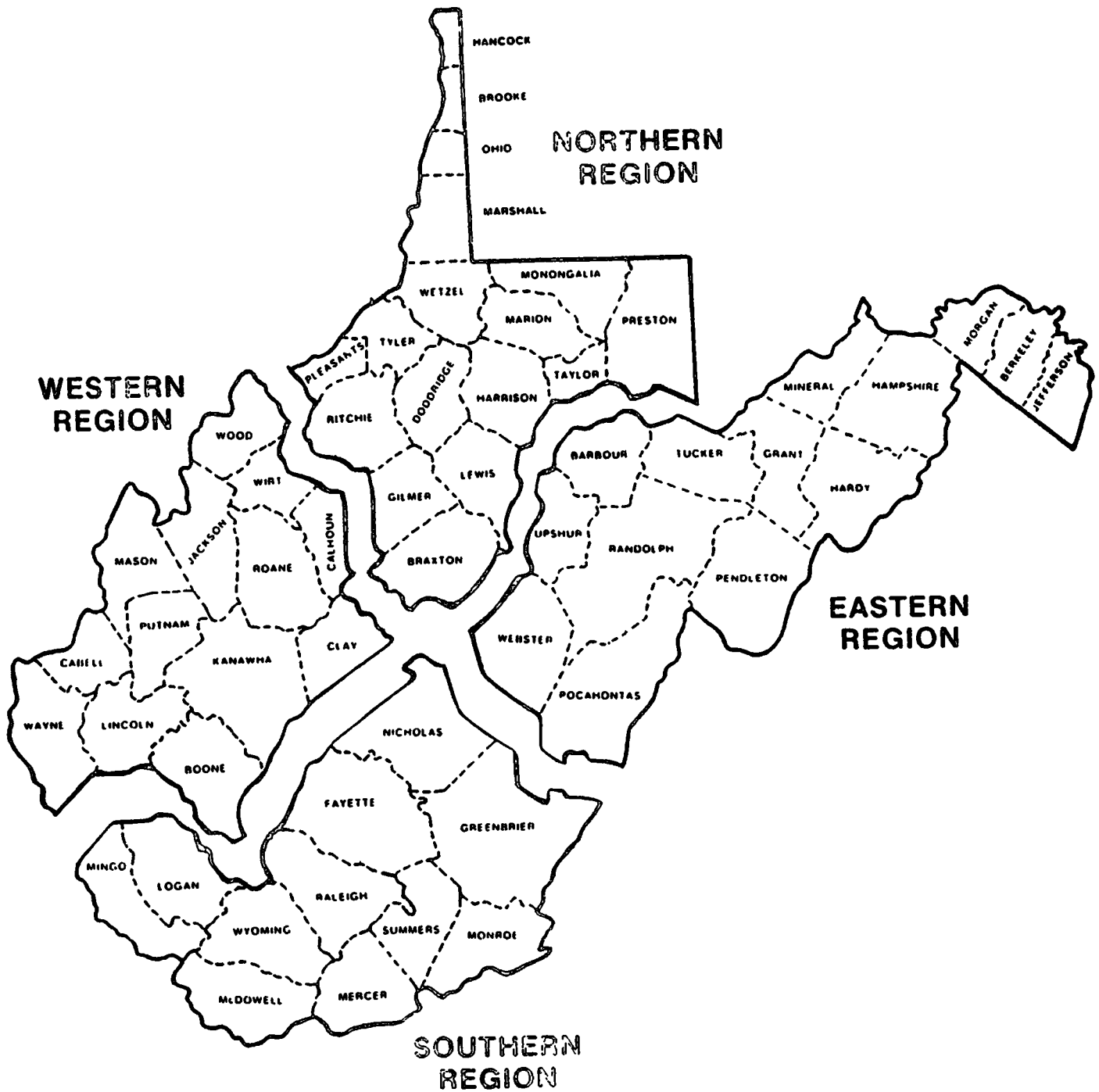
OBS	AGID	MOTORVEH	CRIME RATE	POP
23	LEWISBURG	4	1.03036	3882
24	HINTON	4	1.17992	3390
25	BRIDGEPORT	9	1.29267	6962
26	KEYSER	8	1.34560	5945
27	KENOVA	5	1.36090	3674
28	HURRICANE	8	1.44144	5550
29	BUCKHANNON	10	1.58250	6319
30	PT. PLEASANT	8	1.65664	4829
31	RANSON	5	1.72830	2893
32	CHESTER	5	1.77365	2819
33	CHARLES TOWN	6	1.78620	3359
34	PHILIPPI	6	1.86102	3224
35	SUMMERSVILLE	6	1.88676	3180
36	MADISON	6	1.89330	3169
37	RIPLEY	6	1.95246	3073
38	WILLIAMSTOWN	6	1.98216	3027
39	MOOREFIELD	5	2.11235	2367
40	WELCH	7	2.23923	3126
41	WILLIAMSON	10	2.39570	4174
42	WESTOVER	10	2.44610	4088
43	NEW MARTINSVILLE	17	2.56445	6629
44	OAK HILL	18	2.61846	6874
45	NITRO	19	2.83860	6693
46	MILTON	7	3.11248	2249
47	DUNBAR	30	3.52980	8499
48	PRINCETON	31	4.29691	7214
49	BARBOURSVILLE	12	4.30716	2786

\*Class III Cities are 2,000 to 9,999 in population.

\*Crime Rate Calculated per 1,000 population.

I, II and III City Populations provided by the United States Census Bureau.

# 1996 Regional Crime



# 1996 REGIONAL CRIME DISTRIBUTION

<b>STATE TOTALS</b>	<b>REGIONS</b>			
<b>POPULATION</b>	<b>NORTHERN</b>	<b>SOUTHERN</b>	<b>EASTERN</b>	<b>WESTERN</b>
<b>1,826,000</b>	<b>494,029</b>	<b>421,317</b>	<b>289,392</b>	<b>621,262</b>
<b>% TOTAL</b>	<b>27.1 %</b>	<b>23.1 %</b>	<b>15.8 %</b>	<b>34.0 %</b>
<b>TOTAL OFFENSES 45,374</b>	<b>9,543</b>	<b>8,697</b>	<b>6,176</b>	<b>20,958</b>
<b>% TOTAL</b>	<b>21.0%</b>	<b>19.2%</b>	<b>13.6%</b>	<b>46.2%</b>
<b>CRIME RATE 24.50</b>	<b>19.28</b>	<b>20.61</b>	<b>21.31</b>	<b>33.53</b>
<b>MURDER 69</b>	<b>13</b>	<b>22</b>	<b>7</b>	<b>27</b>
<b>% TOTAL</b>	<b>18.8%</b>	<b>31.8%</b>	<b>10.1%</b>	<b>39.1%</b>
<b>CRIME RATE 0.04</b>	<b>0.03</b>	<b>0.05</b>	<b>0.02</b>	<b>0.04</b>
<b>RAPE 358</b>	<b>83</b>	<b>40</b>	<b>39</b>	<b>196</b>
<b>% TOTAL</b>	<b>23.2%</b>	<b>11.2%</b>	<b>10.9%</b>	<b>54.8%</b>
<b>CRIME RATE 0.19</b>	<b>0.17</b>	<b>0.09</b>	<b>0.13</b>	<b>0.31</b>
<b>ROBBERY 737</b>	<b>104</b>	<b>109</b>	<b>61</b>	<b>463</b>
<b>% TOTAL</b>	<b>14.1%</b>	<b>14.8%</b>	<b>8.3%</b>	<b>62.8%</b>
<b>CRIME RATE 0.40</b>	<b>0.21</b>	<b>0.26</b>	<b>0.21</b>	<b>0.74</b>
<b>FELONIOUS ASSAULT 2,700</b>	<b>478</b>	<b>947</b>	<b>324</b>	<b>951</b>
<b>% TOTAL</b>	<b>17.7%</b>	<b>35.1%</b>	<b>12.0%</b>	<b>35.2%</b>
<b>CRIME RATE 1.46</b>	<b>0.97</b>	<b>2.24</b>	<b>1.12</b>	<b>1.52</b>
<b>BREAKING &amp; ENTERING 9,979</b>	<b>2,248</b>	<b>2,056</b>	<b>1,500</b>	<b>4,175</b>
<b>% TOTAL</b>	<b>22.5%</b>	<b>20.6%</b>	<b>15.0%</b>	<b>46.8%</b>
<b>CRIME RATE 5.39</b>	<b>4.54</b>	<b>4.87</b>	<b>5.18</b>	<b>6.68</b>
<b>LARCENY THEFT 28,300</b>	<b>6,042</b>	<b>4,830</b>	<b>3,894</b>	<b>13,534</b>
<b>% TOTAL</b>	<b>21.4%</b>	<b>17.1%</b>	<b>13.8%</b>	<b>47.8%</b>
<b>CRIME RATE 15.28</b>	<b>12.20</b>	<b>11.44</b>	<b>13.43</b>	<b>21.65</b>
<b>MOTOR VEHICLE THEFT 3,231</b>	<b>575</b>	<b>693</b>	<b>351</b>	<b>1,612</b>
<b>% TOTAL</b>	<b>17.8%</b>	<b>21.4%</b>	<b>10.9%</b>	<b>49.9%</b>
<b>CRIME RATE 1.74</b>	<b>1.16</b>	<b>1.64</b>	<b>1.21</b>	<b>2.58</b>

# WEST VIRGINIA ARREST DATA

## 1996

The West Virginia Uniform Crime Reporting Program requires the monthly reporting of data concerning persons arrested in the state. A record of total arrest activity for criminal acts in both Part I and Part II classes is received from 240 county, state, and municipal law enforcement agencies and is analyzed and arranged according to age, sex, and race of persons arrested. Traffic arrests, except Driving While Intoxicated, are not reported. A total of 70,746 arrests for Part I and Part II criminal offenses were reported during 1996. This was an increase of 5,954 arrested under the 1995 figure of 64,792. Based on population estimates, there was a statewide rate of 38.20 arrests per 1,000 persons in West Virginia. The arrest rate in 1995 was 34.98

Since 1995, the number of persons arrested for Part I and Part II offenses has increased 8.4 percent while the arrest rate has increased by 9.2 percent.

A person is counted on the monthly arrest report each time he or she is arrested or summoned. It should be kept in mind that the volume of arrests may vary from time to time due to the differences in local arrest procedures and policies. It should be noted that a person may be arrested several times during a given month for the same or different offenses. This occurs frequently for such crimes as drunkenness, disorderly conduct and similar offenses. A juvenile is counted as "arrested" when the circumstances are such that if he or she were an adult, an arrest would be counted or when police or other official action beyond a mere interview, warning or admonishment is given.

These arrest figures do not indicate the actual number of individual persons arrested or summoned since, as has been pointed out, one person may be arrested several times during the month. However, arrest information is useful in measuring the extent of law enforcement activity in a given geographical area as well as providing an index for measuring the involvement in criminal acts by the age, sex and race of the perpetrators.

Of all reported arrests for 1995, 14.1 percent were for Part I Offenses (Murder, Forcible Rape, Robbery, Felonious Assault, Breaking & Entering, Larceny Theft and Motor Vehicle Theft). Analysis of Part I arrests indicates that Larceny, as in past years comprised the highest percentage of all arrests of Part I crimes with 64.4 percent. The "Drunkenness" category comprised 13.9 percent of the total arrests for Part II Offenses. There were 8,461 arrests for drunkenness in 1996 compared with 9,228 in 1995, down 8.3%. Driving Under the Influence accounted for 16.2% of the total Part II arrests. There were 9,829 arrests for DUI in 1996 compared to that of 8,899 in 1995, up 10.5%.

Juveniles were involved in 11.1 percent of the arrests for 1996, compared to 11.8 in 1995. Female arrests were up 15.6 percent from 12,526 arrests in 1995 to 14,479 arrests in 1996.

Arrests by race show that 87.8 percent of the persons arrested were White while 12.0 were Black.

## **VIOLENT CRIME**

Arrests for crimes of violence (Murder, Rape, Robbery and Felonious Assault) on a statewide basis accounted for 13.9 percent of all arrests for Part I and 1.9 percent of the total arrests for all offenses. A further evaluation indicates that arrests for Felonious Assault were the most frequent, representing 68.1 percent of the total arrests for violent crimes, up from 65.5% during 1995.

## **PROPERTY CRIME**

Property crime arrests (Breaking and Entering, Larceny Theft and Motor Vehicle Theft) comprised 86.0 percent of all arrests for Part I offenses and 12.1 percent of all arrests.

The highest percentage of property crime arrests 74.9 percent, occurred in the Larceny Theft arrests increased 11.6 percent, from 5,675 in 1995 to 6,421 in 1996.

## **NARCOTIC DRUG LAW ARRESTS**

Information concerning arrests for narcotic drug arrests is collected and analyzed according to specific drug categories. During 1996, a total of 4376 arrests were made for narcotic drug law violations, an increase of 22.3 percent over 1995. Analysis for individual drug categories showed that the highest percentage of arrests, 64.2 percent, involved possession of marijuana. The lowest percentage of arrests occurred in the sale and manufacture of "other dangerous drugs", amounting to 0.9 percent. Further analysis shows that the arrests for sale/manufacturing of drugs accounted for 20.5 percent and the arrests for possession of drugs represented 79.4 percent.

## **GAMBLING ARRESTS**

Arrests for gambling offenses during 1996 amounted to 0.03 percent of all reported arrests for Part I and Part II offenses. Of those arrested for gambling, 89.5 percent were males. The highest percentage of arrests for gambling offenses, 21.1 percent occurred in both the 50-54 age category. A total of 19 gambling arrests were reported during 1996, a decrease of 85.3 percent from the 1995 figure of 129.

## **JUVENILE DISPOSITION DATA**

Each police department must provide information regarding the disposition of juveniles arrested by their department. The following summary is provided.

Handled within Department and Released	2,809	(35.6%)
Referred to Juvenile Court or Probation Dept.	4,769	(60.5%)
Referred to Welfare Agency	86	(1.1%)
Referred to Other Police Agency	20	(0.3%)
Referred to Criminal or Adult Court	203	(2.6%)
<b>Total</b>	<b>7,887</b>	



# TOTAL WEST VIRGINIA ARRESTS

January - December

1996 - 1995

ARREST CHARGE CLASSIFICATION	1996			1995		
	NUMBER OF ARREST	PERCENT DIST.	CRIME PER 1000	NUMBER OF ARREST	PERCENT DIST.	CRIME PER 1000
*MURDER	55	.08	.02	86	.13	.04
*MANSLAUGHTER	4	.01	.01	6	.01	.01
*FORCIBLE RAPE	118	.17	.06	125	.19	.06
*ROBBERY	271	.38	.14	280	.43	.15
*FELONIOUS ASSAULT	947	1.34	.51	942	1.45	.50
*BREAKING AND ENTERING	1,596	2.26	.86	1,477	2.28	.79
*LARCENY-THEFT	6,421	9.08	3.46	5,675	8.76	3.06
*MOTOR VEHICLE THEFT	561	.79	.30	507	.78	.27
* SUBTOTAL FOR PART I ARRESTS	9,973	14.10	5.38	9,098	14.04	4.91
*OTHER ASSAULTS	8,943	12.64	4.82	8,401	12.97	4.53
*MURSON	105	.15	.05	120	.19	.06
*FORGERY AND COUNTERFEITING	659	.93	.35	567	.88	.30
*FRAUD	4,722	6.67	2.54	4,202	6.49	2.26
*EMBEZZLEMENT	137	.19	.07	99	.15	.05
*STOLEN PROPERTY: BUYING, REC., POSSESSION	616	.87	.33	562	.87	.30
*VANDALISM	1,304	1.84	.70	1,289	1.99	.69
*WEAPONS: CARRYING, POSSESSION, ETC.	1,335	1.89	.72	1,273	1.96	.68
*PROSTITUTION AND COMMERCIALIZED VICE	210	.30	.11	156	.24	.08
*SEX OFFENSES EXCEPT RAPE AND PROSTITUTION	332	.47	.17	297	.45	.16
*NARCOTIC DRUG LAWS	4,376	6.19	2.36	3,579	5.52	1.93
*GAMBLING	19	.03	.01	129	.20	.06
*OFFENSES AGAINST FAMILY AND CHILDREN	790	1.12	.42	779	1.20	.42
*DRIVING UNDER THE INFLUENCE	9,829	13.89	5.30	8,899	13.73	4.80
*LIQUOR LAWS	2,694	3.81	1.45	1,961	3.03	1.05
*DRUNKENNESS	8,461	11.96	4.56	9,228	14.24	4.98
*DISORDERLY CONDUCT	1,688	2.39	.91	1,874	2.89	1.01
*VAGRANCY	15	.02	.01	25	.04	.01
*ALL OTHER EXCEPT TRAFFIC	13,173	18.62	7.11	11,095	17.12	5.99
*CURFEW AND LOITERING LAWS VIOLATIONS	620	.88	.33	435	.67	.23
*RUNAWAYS	745	1.05	.40	724	1.12	.39
* SUBTOTAL FOR PART II ARRESTS	60,773	85.90	32.81	55,694	85.96	30.07
* TOTAL FOR PART I AND PART II ARRESTS	70,746	100.00	38.20	64,792	100.00	34.98

# TOTAL ARRESTS BY RACE

January - December  
1996 - 1995

ARREST CHARGE CLASSIFICATION*	1996	1995
*MURDER	39*	64*
*MANSLAUGHTER	4*	6*
*FORCIBLE RAPE	107*	105*
*ROBBERY	172*	175*
*FELONIOUS ASSAULT	769*	779*
*BREAKING AND ENTERING	1472*	1325*
*LARCENY-THEFT	5470*	4810*
*MOTOR VEHICLE THEFT	505*	458*
* SUBTOTAL FOR PART I ARRESTS	8538*	7722*
*OTHER ASSAULTS	7682*	7316*
*ARSON	101*	109*
*FORGERY AND COUNTERFEITING	600*	503*
*FRAUD	4065*	3637*
*EMBEZZLEMENT	131*	77*
*STOLEN PROPERTY: BUYING, REC., POSSESSION	513*	459*
*VANDALISM	1170*	1137*
*WEAPONS: CARRYING, POSSESSION, ETC.	1111*	151*
*PROSTITUTION AND COMMERCIALIZED VICE	158*	110*
*SEX OFFENSES EXCEPT RAPE AND PROSTITUTION	306*	275*
*NARCOTIC DRUG LAWS	3466*	2782*
*GAMBLING	16*	14*
*OFFENSES AGAINST FAMILY AND CHILDREN	733*	686*
*DRIVING UNDER THE INFLUENCE	9449*	8585*
*LIQUOR LAWS	2403*	1777*
*DRUNKENNESS	7752*	8477*
*DISORDERLY CONDUCT	1372*	1453*
*VAGRANCY	14*	20*
*ALL OTHER EXCEPT TRAFFIC	11341*	9719*
*CURFEW AND LOITERING LAWS VIOLATIONS	551*	339*
*RUHWAYS	672*	664*
* SUBTOTAL FOR PART II ARRESTS	53606*	49351*
* TOTAL FOR PART I AND PART II ARRESTS	62144*	57073*



# TOTAL ARRESTS BY SEX

January - December  
1996 - 1995

ARREST CHARGE CLASSIFICATION	1996				1995			
	MALE ARRESTS	PERCENT MALE	FEMALE ARRESTS	PERCENT FEMALE	MALE ARRESTS	PERCENT MALE	FEMALE ARRESTS	PERCENT FEMALE
*MURDER	45	81.82	10	18.18	79	91.86	7	8.14
*MANSLAUGHTER	4	100.00			6	100.00		
*FORCIBLE RAPE	115	97.46	3	2.54	122	97.60	3	2.40
*ROBBERY	254	83.73	17	17.00	259	92.50	21	7.50
*FELONIOUS ASSAULT	786	93.00	161	8.27	825	87.58	117	12.42
*BREAKING AND ENTERING	1,464	91.73	132	33.28	1,356	91.81	121	8.19
*LARCENY-THEFT	4,284	66.72	2,137	19.25	3,818	67.28	1,857	32.72
*MOTOR VEHICLE THEFT	453	80.75	108	25.75	420	82.84	87	17.16
* SUBTOTAL FOR PART I ARRESTS	7,405	74.25	2,568	25.75	6,885	75.68	2,213	24.32
*OTHER ASSAULTS	7,405	82.80	1,538	17.20	7,048	83.89	1,353	16.11
*ARSON	92	87.62	13	12.38	108	90.00	12	10.00
*FORGERY AND COUNTERFEITING	404	61.31	255	38.69	358	63.14	209	36.86
*FRAUD	2,222	47.06	2,500	52.94	1,984	47.22	2,218	52.78
*EMBEZZLEMENT	70	51.09	67	48.91	46	46.66	53	53.54
*STOLEN PROPERTY: BUYING, REC., POSSESSION	534	86.69	82	13.31	471	83.81	91	16.19
*VANDALISM	1,109	85.05	195	14.95	1,126	87.35	163	12.65
*WEAPONS: CARRYING, POSSESSION, ETC.	1,229	92.06	106	7.94	1,174	92.22	99	7.78
*PROSTITUTION AND COMMERCIALIZED VICE	102	48.57	108	51.43	89	57.05	67	42.95
*SEX OFFENSES EXCEPT RAPE AND PROSTITUTION	320	96.39	12	3.61	288	96.97	9	3.03
*NARCOTIC DRUG LAWS	3,825	87.41	551	12.59	3,105	86.76	474	13.24
*GAMBLING	17	89.47	2	10.53	84	65.12	45	34.88
*OFFENSES AGAINST FAMILY AND CHILDREN	669	84.68	121	15.32	698	89.60	81	10.40
*DRIVING UNDER THE INFLUENCE	8,505	86.53	1,324	13.47	7,738	86.95	1,161	13.05
*LIQUOR LAWS	2,190	81.29	504	18.71	1,644	83.83	317	16.17
*DRUNKENNESS	7,553	89.27	908	10.73	8,279	89.72	949	10.28
*DISORDERLY CONDUCT	1,403	83.12	285	16.88	1,549	82.66	325	17.34
*VAGRANCY	9	60.00	6	40.00	21	84.00	4	16.00
*ALL OTHER EXCEPT TRAFFIC	10,384	78.83	2,789	21.17	8,922	80.41	2,173	19.59
*CURFEW AND LOITERING LAWS VIOLATIONS	510	82.26	110	17.74	329	75.63	106	24.37
*RUINWAYS	310	41.61	435	58.39	320	44.20	404	55.80
* SUBTOTAL FOR PART II ARRESTS	48,862	80.40	11,911	19.60	45,381	81.48	10,313	18.52
* TOTAL FOR PART I AND PART II ARRESTS	56,267	79.53	14,479	20.47	52,266	80.67	12,526	19.33

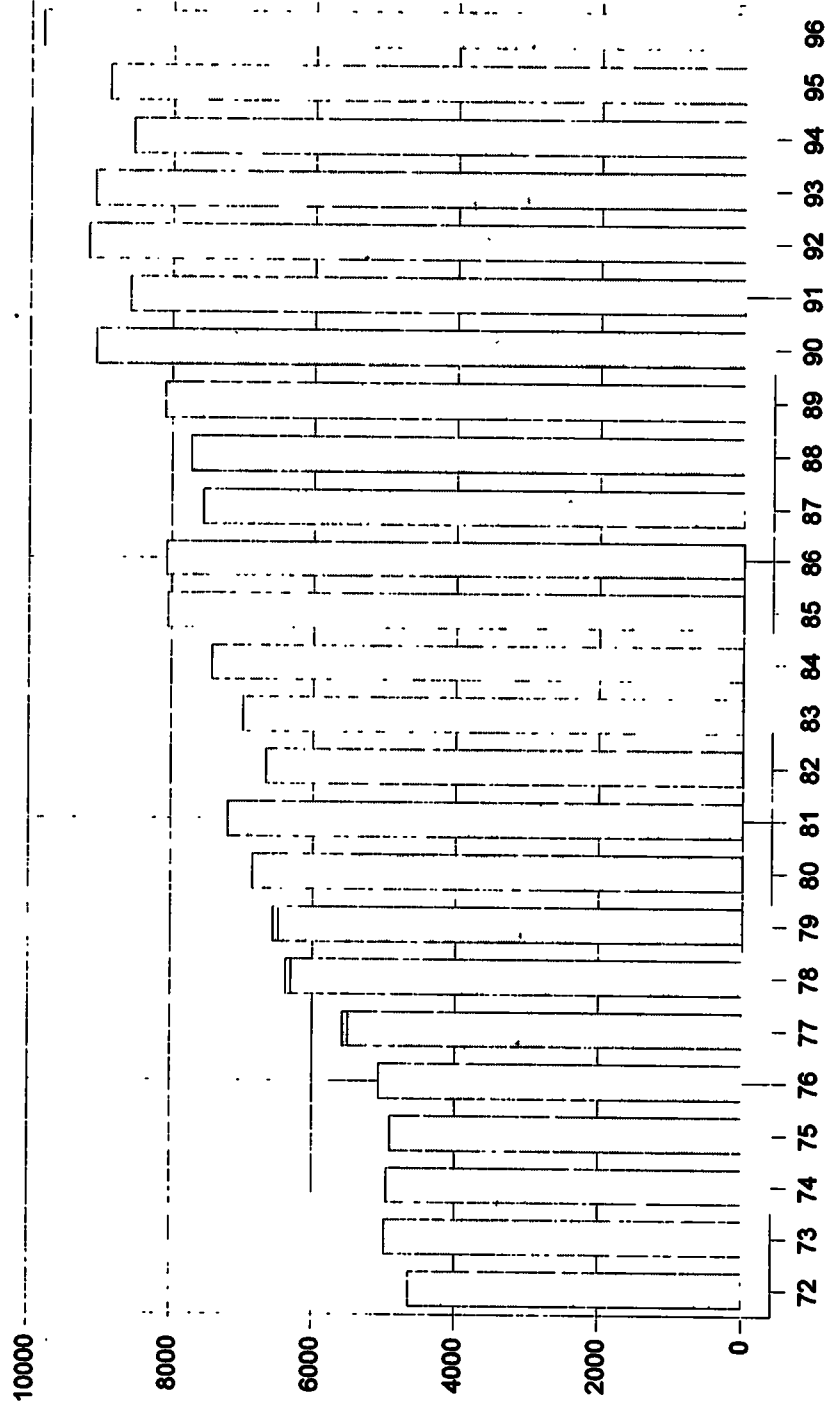
## DUI ARRESTS 1996-1974

YEAR	ADULTS	JUV	TOTAL	+/-
1996	9,683	146	9,829	+ 10.5%
1995	8,831	68	8,899	+ 4.0 %
1994	8,483	72	8,555	- 5.9 %
1993	9,019	71	9,090	- 1.0 %
1992	9,110	72	9,182	+ 6.8 %
1991	8,510	84	8,594	- 5.2 %
1990	8,969	100	9,069	- 12.0 %
1989	8,010	86	8,096	+ 4.8 %
1988	7,622	103	7,725	+ 2.2 %
1987	7,467	91	7,558	- 6.4 %
1986	7,999	72	8,071	+ 0.3 %
1985	7,980	68	8,048	+ 8.4 %
1984	7,358	69	7,427	+ 6.3 %
1983	6,910	77	6,987	+ 4.9 %
1982	6,580	81	6,661	- 7.4 %
1981	7,113	83	7,196	+ 5.0 %
1980	6,752	99	6,851	+ 5.7 %
1979	6,393	88	6,481	+ 2.8 %
1978	6,225	77	6,302	+ 14.6 %
1977	5,403	98	5,501	+ 8.6 %
1976	4,981	86	5,067	+ 3.3 %
1975	4,839	65	4,904	- 1.0 %
1974	4,912	42	4,954	- 0.5 %

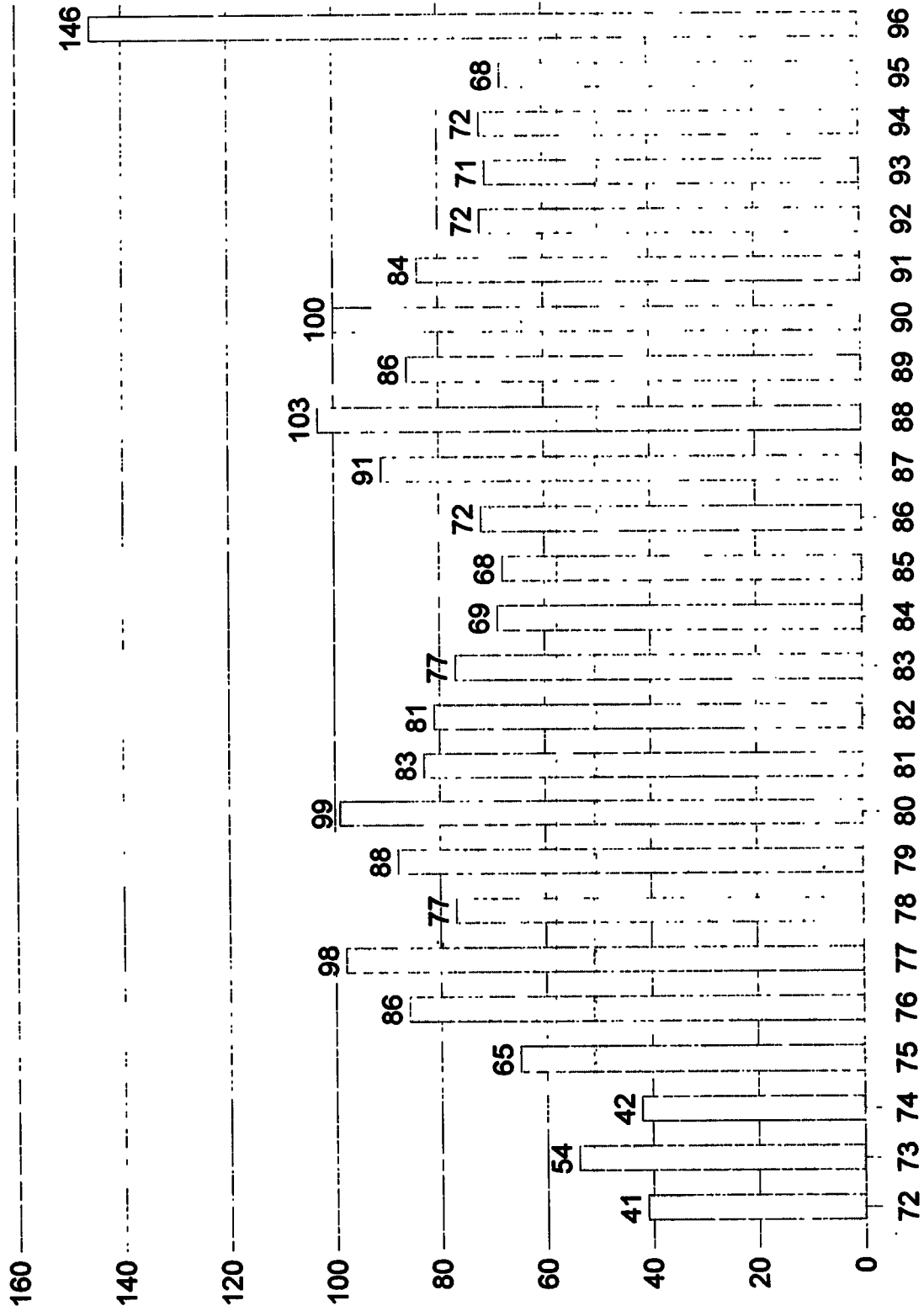
1972-4,642  
 1973-4,980  
 1974-4,954  
 1975-4,904  
 1976-5,067  
 1977-5,501  
 1978-6,302  
 1979-6,481  
 1980-6,851  
 1981-7,196  
 1982-6,661  
 1983-6,987  
 1984-7,427  
 1985-8,048  
 1986-8,071  
 1987-7,558  
 1988-7,725  
 1989-8,096  
 1990-9,069  
 1991-8,594  
 1992-9,182  
 1993-9,090  
 1994-8,555  
 1995-8,889  
 1996-9,829

# TOTAL DUI ARRESTS

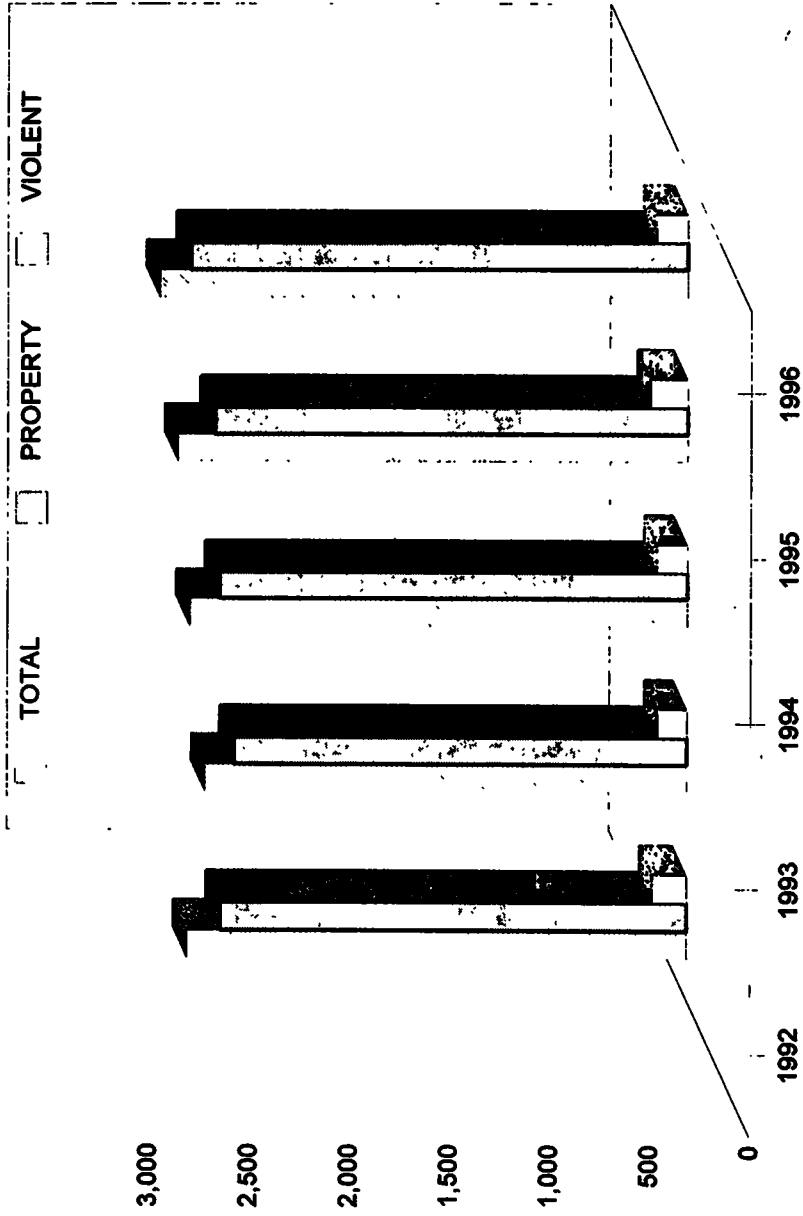
1972 - 1996



# JUVENILE DUI ARRESTS 1972 - 1996



# PART I JUVENILE ARRESTS



<b>TOTAL</b>	<b>2,495</b>	<b>2,405</b>	<b>2,483</b>	<b>2,542</b>	<b>2,633</b>
<b>PROPERTY</b>	<b>2,327</b>	<b>2,260</b>	<b>2,334</b>	<b>2,358</b>	<b>2,480</b>
<b>VIOLENT</b>	<b>168</b>	<b>145</b>	<b>184</b>	<b>153</b>	<b>153</b>

**PROPERTY CRIMES: B&E, LARCENY AND AUTO THEFT**  
**VIOLENT CRIMES: MURDER, RAPE, ROBBERY AND FELONIOUS ASSAULT**

# ARRESTS BY AGE

## Persons Under 18 Years of Age

### January - December 1996 - 1995

ARREST CHARGE CLASSIFICATION	UNDER 18							TOTAL	TOTAL PERCENT
	10	11	12	13	14	15	16		
	1996	1995	1996	1995	1996	1995	1996	1995	CHANGE
MURDER	1	1	1	1	1	1	1	1	
MANSLAUGHTER	1	1	1	1	1	1	1	1	
FORCIBLE RAPE	2	2	2	2	2	2	2	2	
ROBBERY	4	7	7	7	11	18	47	52	9.62
FELONIOUS ASSAULT	1	12	17	23	32	85	101	15.84	
BREAKING AND ENTERING	21	42	119	84	108	98	472	471	.21
LARCENY THEFT	23	185	491	340	369	382	1790	1684	6.29
AUTO THEFT	1	5	55	59	42	56	218	203	7.39
*** SUBTOTAL FOR PART I ARRESTS ***	45	237	687	510	559	595	2633	2542	3.58
OTHER ASSAULTS	10	52	152	147	118	182	661	689	4.06
HARSON	5	3	4	6	1	6	25	36	30.56
FORGERY AND COUNTERFEITING	1	5	4	7	19	35	58	39.66	
FRAUD	1	1	11	23	45	80	89	10.11	
EMBEZZLEMENT	1	1	1	1	2	1	3	1	200.00
STOLEN PROPERTY-BUYING,RECEIVING,POSSESS.	1	3	22	19	26	38	109	76	43.42
VANDALISM	11	40	122	81	65	75	394	352	11.93
WEAPONS-CARRYING,POSSESSION,ETC.	5	6	35	34	27	35	142	161	11.80
PROSTITUTION AND COMMERCIALIZED VICE	1	1	3	1	1	1	3	1	200.00
SEX OFFENSES (EXCEPT F/RAPE,PROSTITUTION)	1	5	4	6	2	7	24	33	27.27
DRUG ABUSE VIOLATIONS	1	9	41	79	119	176	425	379	12.14
GAMBLING	1	1	1	1	1	1	1	1	
OFFENSES AGAINST FAMILY AND CHILDREN	1	1	3	3	2	2	10	8	25.00
DRIVING UNDER THE INFLUENCE	1	1	1	7	37	101	146	68	114.71
LIQUOR LAWS	1	6	21	65	113	169	374	373	.27
DRUNKENNESS	2	7	35	46	74	100	264	196	34.69
DISORDERLY	1	5	39	34	46	65	198	223	14.80
VAAGRANCY	1	1	1	1	1	1	3	3	50.00
ALL OTHER (EXCEPT TRAFFIC)	11	48	246	249	269	294	1117	1208	7.53
CURFEW AND LOITERING LAW VIOLATIONS	2	48	142	120	107	85	504	434	16.13
UNLAWFUL	2	36	203	180	197	119	745	724	2.90
*** SUBTOTAL FOR PART II ARRESTS ***	51	268	1079	1100	1235	1521	5254	5115	2.72
*** TOTAL PART I,II ARRESTS ***	96	505	1766	1610	1794	2116	7887	7657	3.00

# NARCOTIC DRUG LAW ARRESTS

## Persons Under 18 Years of Age

### January - December 1996 - 1995

ARREST CHARGE CLASSIFICATION	UNDER 18							TOTAL	TOTAL PERCENT	
	10	11	12	13	14	15	16			17
	1996	1995	1996	1995	1996	1995	1996	1995	CHANGE	
OPIMUM,COCAINE AND THEIR DERIVATIVES	1	1	4	4	5	7	20	28	28.57	
MARIJUANA	1	1	1	2	5	12	20	34	41.18	
SYNTHETIC NARCOTICS-MANUFACTURED	1	3	1	1	1	6	1	500.00		
OTHER DANGEROUS NON-NARCOTIC DRUGS	2	1	1	1	1	3	2	50.00		
*** SALE AND MANUFACTURING SUBTOTAL ***	3	8	8	10	20	49	65	24.62		
OPIMUM,COCAINE AND THEIR DERIVATIVES	1	1	7	12	15	24	58	42	38.10	
MARIJUANA	1	5	21	56	86	122	291	254	14.57	
SYNTHETIC NARCOTICS-MANUFACTURED	1	1	1	1	5	4	10	8	25.00	
OTHER DANGEROUS NON-NARCOTIC DRUGS	1	4	3	3	6	17	7	142.86		
*** DRUG POSSESSION SUBTOTAL ***	1	6	33	71	109	156	374	311	20.90	
*** DRUG ABUSE VIOLATIONS TOTAL ***	1	9	41	79	119	176	425	376	13.03	

# ARRESTS BY AGE

## Persons Over 18 Years of Age

### January - December 1996 - 1995

ARREST CHARGE CLASSIFICATION	18	19	20	21	22	23	24	25	30	35	40	45	50	55	60	65	TOTAL	PERCENT
	OVERALL TOTAL																1996	1995
MURDER	1	3	1	2	4	2	7	7	10	5	2	2					46	53.35
MANSLAUGHTER	1	1															2	60.90
FORCIBLE RAPE	10	4	7	5	3	4	15	15	11	17	7	2					109	112.39
ROBBERY	24	24	13	7	12	13	7	37	41	21	10	7	5	1			220	228.75
OBVIOUS ASSAULT	49	52	42	26	43	33	34	147	146	109	74	44	22	10	12		1086	1112.50
BREAKING AND ENTERING	152	147	110	80	71	56	62	172	110	67	56	17	9	5	1		862	841.25
LARCENY THEFT	529	423	316	248	189	137	170	658	599	463	340	226	116	66	36		3991	4004.73
AUTO THEFT	50	43	30	14	20	11	21	57	39	32	16	9	1				343	306.83
*** SUBTOTAL FOR PART I ARRESTS ***	816	677	519	370	350	297	300	1093	965	735	530	312	157	91	51		7340	6556.96
OTHER ASSAULTS	323	280	336	320	324	354	310	1562	1511	1290	810	460	215	121	60		8287	7712.73
HARBOR	9	4	0	2	7	2											42	80.84
FORGERY AND COUNTERFEITING	26	45	30	59	36	35	30	127	90	65	59	20	10	4	1		624	509.22
FRAUD	65	131	174	186	179	188	206	907	843	693	472	300	152	71	30		4642	4113.86
EMBEZZLEMENT	3	10	7	4	5												13	98.36
STOLEN PROPERTY-BUYING, RECEIVING, POSSESS.	55	45	40	41	32	19	13	90	55	58	36	12	6	2	1		507	404.52
WANDALISM	90	77	60	56	42	38	37	156	150	105	54	23	17	7	3		918	937.20
WEAPONS-CARRYING, POSSESSION, ETC.	66	39	55	43	44	46	42	179	200	165	115	97	45	24	16		1193	1112.72
PROSTITUTION AND COMMERCIALIZED VICE	4	0	2	6	0	10	0	42	30	41	21	16	2	4			207	155.35
SEX OFFENSES (EXCEPT F/RAPE, PROSTITUTION)	11	12	17	7	0	13	9	46	46	43	36	31	17	7	1		308	266.67
DRUG ABUSE VIOLATIONS	390	325	290	219	195	160	104	403	591	476	261	132	44	19	5		3951	3200.47
WARRANT	1																1	125.00
OFFENSES AGAINST FAMILY AND CHILDREN	30	25	22	27	31	19	27	127	160	120	90	43	30	7	7		780	771.17
DRIVING UNDER THE INFLUENCE	233	291	290	326	350	322	342	1476	1619	1940	1101	756	434	239	142		9683	8831.95
LIQUOR LAWS	344	417	337	194	91	60	67	232	161	176	133	69	34	29	32		2320	1588.46
DRUNKENNESS	241	235	204	252	234	223	219	942	1290	1337	1070	790	505	217	100		8197	9032.94
DISORDERLY	97	92	89	86	81	67	64	231	210	194	122	89	52	19	17		1493	1631.02
EVASION	1																1	23.47
ALL OTHER (EXCEPT TRAFFIC)	700	662	613	512	482	450	501	2024	1919	1516	1159	684	362	223	106		16312	15056.87
CURFEW AND LOITERING LAW VIOLATIONS	3	5	4	6	3	1	1	10	10	15	10	0	10	0	0		4	116.50
UNLAWFUL																		
*** SUBTOTAL FOR PART II ARRESTS ***	2712	2709	2540	2256	2150	1997	2078	8816	8940	7833	5409	3554	2001	1031	619		47555	45057.97
*** TOTAL PART I, II ARRESTS ***	3528	3406	3059	2615	2493	2374	2378	9909	9909	8540	6107	3464	2150	1122	670		75762	70614.93

# NARCOTIC DRUG LAW ARRESTS

## Persons Over 18 Years of Age

### January - December 1996 - 1995

ARREST CHARGE CLASSIFICATION	18	19	20	21	22	23	24	25	30	35	40	45	50	55	60	65	TOTAL	PERCENT
	OVERALL TOTAL																1996	1995
HEROIN, COCAINE AND THEIR DERIVATIVES	18	14	18	17	9	11	9	44	53	33	28	18	6	2			260	230.92
MARIJUANA	33	31	21	20	26	12	26	92	79	74	51	23	6	3	2		512	482.27
SYNTHETIC NARCOTICS-MANUFACTURED	1	5	1	2	2	1	3	11	9								37	44.91
OTHER DANGEROUS NON-NARCOTIC DRUGS				2	1	3	1	6	11	8							41	161.56
*** SALE AND MANUFACTURING SUBTOTAL ***	52	51	40	40	38	26	37	145	134	124	79	47	14	7	2		850	780.21
HEROIN, COCAINE AND THEIR DERIVATIVES	39	24	26	25	13	19	16	70	75	67	25	17	10	1			433	429.12
MARIJUANA	294	243	176	144	130	122	147	358	267	149	63	17	10	3			2556	1918.33
SYNTHETIC NARCOTICS-MANUFACTURED																	1	30.91
OTHER DANGEROUS NON-NARCOTIC DRUGS	5	4	1	2	2	2	4	10	2	13	6	3	2	1			81	91.58
*** DRUG POSSESSION SUBTOTAL ***	338	278	210	172	157	140	146	538	487	382	182	85	30	12	3		3100	2404.20
*** DRUG ABUSE VIOLATIONS TOTAL ***	390	325	290	219	195	160	103	483	591	476	261	132	44	19	5		3950	3184.24

# **LAW ENFORCEMENT EMPLOYEE DATA**

## **1996**

The Uniform Crime Reporting Program in West Virginia incorporates the collection of pertinent data relating to law enforcement entities of the state. Information regarding West Virginia law enforcement manpower, distribution, assaults against law enforcement officers and the number of and circumstances surrounding the killing of law enforcement officers are discussed in this section.

This information is submitted monthly by municipal, county and state law enforcement agencies and is published on a semi-annual basis. Specific information concerning the number of law enforcement employees reflects the status as of October 31, 1996 and is limited to municipal, county and state law enforcement agencies reporting to the West Virginia UCR Program.

The determination of police manpower for any given area or municipality should be a subject of serious consideration. Such consideration, however, should be based on the numerous factors which create the need for police services. Some of these factors, discussed elsewhere in this publication relate to size, density of population, geographic location, character and proximity to metropolitan areas. The information in this section relates to reported law enforcement strength and should not be interpreted as recommended strength for any given entity. Such determinations should be made after objectively evaluating the need for police services based on the above factors.

The personnel of each law enforcement agency differ as to the demands and responsibilities placed before them. Many police officers are fully occupied with clerical tasks and are not free to perform active police duties.

### **SWORN OFFICERS**

In 1996, West Virginia had 2,937 sworn law enforcement personnel, compared to the 1995 figure of 2,908. This is an increase of 29 officers or 1.0 percent in the number of officers in the state. Rates based solely on sworn personnel show that the state average was 1.6 officers per 1,000 inhabitants. Males comprised 96.2 percent of all sworn personnel, while females comprised 3.8 percent.

#### **STATE POLICE**

The West Virginia State Police reported a total of 594 officers. This is a decrease of 0.2 percent over last year's figure of 597 officers. The State Police had a rate of 0.5 sworn officers per 1,000 inhabitants (rural population only).

#### **MUNICIPAL**

Municipal Police Department reported 1,504 sworn officers, an increase of 4.7 percent over the 1995 figure of 1,436 sworn officers. This is a rate of 2.4 sworn officers for each 1,000 inhabitants (municipal population only).

#### **SHERIFF**

County Sheriffs Departments reported a total of 730 sworn officers. This is a decrease of 4.6 percent over the 1995 figure of 765. Based on sworn personnel, this is a rate of 0.6 officers per 1,000 inhabitants (rural population only.)

#### **DEPARTMENT OF NATURAL RESOURCES(DNR)**

The Department of Natural Resources reported 109 sworn officers a decrease of 0.9 percent over the 1995 figure of 110 officers. These figures reflect a rate of 0.09 sworn officers for each 1,000 inhabitant (rural population only.)



# LAW ENFORCEMENT EMPLOYEE DATA

OFFICERS							
AGENCY	MALE		FEMALE		TOTAL		CHANGE
	1996	1995	1996	1995	1996	1995	+/-
SHERIFF	702	735	28	30	730	765	-4.6 %
MUNICIPAL	1,437	1,736	68	60	1,504	1,436	+4.7 %
DNR	108	109	1	1	109	110	-0.9 %
STATE POLICE	578	581	16	16	594	597	-0.2 %
<b>TOTAL OFFICERS</b>	<b>2,824</b>	<b>2,801</b>	<b>113</b>	<b>107</b>	<b>2,937</b>	<b>2,908</b>	<b>+1.0 %</b>

## CIVILIAN EMPLOYEES

There were 1,064 civilian law enforcement employees employed in the state during 1996. This is an increase of 5.1 percent over the 1995 total of 1,012. Females comprised 53.2 percent (566), while males made up the remaining 46.8 percent (498).

### STATE POLICE

The West Virginia State Police reported a total of 318 civilian employees. This is an increase of 1.9 percent from the 1995 total of 312.

### MUNICIPAL

Municipal Police Departments reported a total of 286 civilian employees. This is a decrease of 13.9 percent from the 1995 total of 251.

### SHERIFF

County Sheriff's Departments reported 450 civilian employees in law enforcement. This is an increase of 2.5 percent as seen over the 1995 figure of 439.

### DEPARTMENT OF NATURAL RESOURCES (DNR)

The Department of Natural Resources reported a total of 10 civilian employees. This is the same as the 1995 total.

CIVILIANS							
AGENCY	MALE		FEMALE		TOTAL		CHANGE
	1996	1995	1996	1995	1996	1995	+/-
SHERIFF	294	288	156	151	450	439	+ 2.5 %
MUNICIPAL	104	102	177	149	286	251	+ 13.9 %
DNR	0	0	10	10	10	10	0.0
STATE POLICE	95	91	223	221	318	312	+ 1.9 %
<b>TOTAL CIVILIANS</b>	<b>498</b>	<b>481</b>	<b>566</b>	<b>531</b>	<b>1,064</b>	<b>1,012</b>	<b>+ 5.1 %</b>
<b>GRAND TOTAL OFFICERS &amp; CIVILIANS</b>	<b>3,322</b>	<b>3,282</b>	<b>679</b>	<b>638</b>	<b>4,001</b>	<b>3,920</b>	<b>+ 2.1 %</b>

# LAW ENFORCEMENT OFFICERS KILLED AND ASSAULTED 1996

The killing of a police officer has an effect on society which reaches far beyond the overt act. Such occurrences constitute an immediate threat to the well being of the community and a serious breach of the internal security of the country. Today, a young person who considers a career in law enforcement must also consider the very strong possibility of being killed or assaulted by a member of the very same society he or she is sworn to protect. This deplorable situation should be a subject of serious public concern, for in truth, an attack on a police officer is an attack on society. The violence directed against law enforcement officers acting in the line of duty is clearly demonstrated by the following summary information:

A total of 577 Assaults on Law Enforcement Officers were reported in 1996, of which 93, or 16.1 percent, resulted in personal injury to the officer.

For every 1,000 arrests, there 8.0 Assaults, and for each 100 sworn officers there were 19.6 Assaults.

Personal weapons (hands, fists, feet, etc.) were used in 530 (91.9%) of the Assaults.

A total of 560 of the Assaults were cleared, a clearance rate of 98.2 percent.

## POLICE OFFICERS ASSAULTED SUMMARY INFORMATION January - December 1996 - 1995

IDENTIFIER	POPULATION	INDEX PER 1000 POP	TOTAL	TYPE OF FIREARM	WEAPON CUTTING INST	OTHER WEAPONS	HANDS FIST ETC	TIME OF ASSAULT AM	PM	INJURY	NO INJURY	ASSAULT CLEARED
WEST VIRGINIA TOTAL	96 1,826,000	.31	577	15	7	25	530	267	310	93	484	560
CHANGE	95 1,828,200	.28	527	9	13	14	491	206	321	77	450	518
	2,200-	.03+	50	6+	6-	11+	39+	61+	11-	16+	34+	42+
RURAL	96 1,196,598	.12	156	6	3	10	137	61	95	14	142	149
CHANGE	95 1,198,544	.10	132	6	2	3	121	52	80	9	123	128
	1,946-	.02+	24	0	1+	7+	16+	9+	13+	5+	19+	21+
SHERIFF'S	96		40	4	1	2	33	15	25	8	32	38
CHANGE	95		36	1	1	1	33	17	19	3	33	32
			4	3+	0	1+	0	2-	6+	5+	1-	6+
STATE POLICE	96		116	2	2	8	104	46	70	6	110	111
CHANGE	95		96	5	1	2	88	35	61	6	90	96
			20	3-	1+	6+	16+	11+	9+	0	20+	15+
MUNICIPAL	96 629,402	.66	421	9	4	15	393	206	215	79	342	411
CHANGE	95 629,656	.62	395	3	11	11	370	154	241	68	327	390
	254-	.04+	26	6+	7-	4+	23+	52+	26-	11+	15+	21+

# ANALYSIS OF ASSAULTS ON LAW ENFORCEMENT OFFICERS

1987 - 1996

YEAR	# ASSAULTS	% CHANGE
1987	175	
1988	144	-18 %
1989	190	-32 %
1990	276	-45 %
1991	283	+3 %
1992	286	+1 %
1993	294	+3 %
1994	413	+40 %
1995	527	+28 %
<b>1996</b>	<b>577</b>	<b>+16 %</b>

# MONTHLY LAW ENFORCEMENT OFFICERS ASSAULTED SUPPLEMENTARY REPORT

**H** Agency Identifier

Forward by 7th Day After The End of Each Month To:  
 WEST VIRGINIA DEPARTMENT OF PUBLIC SAFETY  
 725 JEFFERSON ROAD SOUTH CHARLESTON W VA 25309  
 ATTN UCR SECTION

This form should be used to report the number of your officers who were assaulted or killed in the line of duty during the month. Additional information concerning officers killed will be requested by a separate questionnaire

<p><b>OFFICERS KILLED</b>                  Number of your law enforcement officers killed in the line of duty this month.</p>	<p>By felonious act _____                  By accident or negligence <u>1</u></p>
---	---

**Officers Assaulted** (Do not include officers killed) See UCR Guide Manual for complete instructions

TYPE OF ACTIVITY	TOTAL ASSAULTS BY WEAPON (A)	TYPE OF WEAPON (Mark 1 for each Assault)					TYPE OF ASSIGNMENT (Mark 1 for each Assault)						POLICE ASSAULTS CLEARED (M)
		FIREARM (B)	KNIFE OR OTHER CUTTING INSTRUMENT (C)	OTHER DANGEROUS WEAPON (D)	HANDS, FISTS, FEET, ETC (E)	TWO-MAN VEHICLE (F)	ONE-MAN VEHICLE		DETECTIVE OR SPECIAL ASSIGN		OTHER		
							ALONE (G)	ASSISTED (H)	ALONE (I)	ASSISTED (J)	ALONE (K)	ASSISTED (L)	
1 RESPONDING TO "DISTURBANCE" CALLS (FAMILY QUARRELS, MAN WITH GUN, ETC )	162	8	3	9	142	24	61	70	5	1	1	154	
2 BURGLARIES IN PROGRESS OR PURSUING BURGLARY SUSPECTS	5				5	1	2	2				5	
3 ROBBERIES IN PROGRESS OR PURSUING ROBBERY SUSPECTS	1				1	1						1	
4 ATTEMPTING OTHER ARRESTS	193	2		3	188	50	70	60	4	1	8	190	
5 CIVIL DISORDER (RIOT, MASS DISOBEDIENCE)	6				6	1		5				6	
6 HANDLING, TRANSPORTING, CUSTODY OF PRISONERS	62		1	2	59	9	27	17	1	1	2	5	61
7 INVESTIGATING, SUSPICIOUS PERSONS OR CIRCUMSTANCES	47	3			44	8	13	15	10		1	47	
8 AMBUSH-NO WARNING	5		1		4	3	1	1				5	
9 MENTALLY DERANGED	5		1		4	2	2	1				5	
10. TRAFFIC PURSUITS AND STOPS	50	1		8	41	15	21	13			1	46	
11 ALL OTHER	41	1	1	3	36	9	15	6			8	3	40
<b>12 TOTAL (1-11)</b>	<b>577</b>	<b>15</b>	<b>7</b>	<b>25</b>	<b>530</b>	<b>123</b>	<b>212</b>	<b>190</b>	<b>1</b>	<b>20</b>	<b>12</b>	<b>19</b>	<b>560</b>
13 NUMBER WITH PERSONAL INJURY	93	5	2	8	78								
14 NUMBER WITHOUT PERSONAL INJURY	484	10	5	17	452								
15 TIME OF ASSAULTS	AM	113	80	22	17	19	16						
	PM	15	19	37	46	77	116						
		12:01	2:00	4:00	6:00	8:00	10:00	12:00					

**Do Not Use This Space**

Initials \_\_\_\_\_

Recorded \_\_\_\_\_

Reviewed \_\_\_\_\_

Punched \_\_\_\_\_

Verified \_\_\_\_\_

Adjusted \_\_\_\_\_

MONTH AND YEAR	PREPARED BY	TITLE
AGENCY	STATE	CHIEF, SHERIFF, COMMISSIONER, SUPERINTENDENT

W Va UCR Form 60  
Revised 1/85

White Copy - West Virginia UCR  
 Yellow Copy - Contributor

**WEST VIRGINIA OFFENSE DATA  
PART I OFFENSES  
COUNTY-STATE-MUNICIPAL**

The report in this section details the number of Part I Offenses reported to law enforcement agencies for the time period of 1996 and 1995. Definitions for each of the Part I Offenses may be found in this book in the Table of Contents under the category entitled "Classification of Offenses."

# PART I OFFENSES

## WEST VIRGINIA U C R CRIME INDEX REPORT

IDENTIFIER	POPULATION	CRIME RATE	TOTAL OFFEN	TOTAL CLEARED	PERCENT CLEARED	MURDER	RAPE	ROBBERY	FEL ASHLT	BREAK ENTER	LARCENY THEFT	M/V THEFT
*****												
WEST VIRGINIA TOTAL												
96	1,826,000	24.50	45374	10033	22.11	69	358	737	2700	9979	28300	3231
95	1,828,200	24.23	44878	9372	20.88	88	388	780	2591	10319	27685	3037
NUMERICAL CHANGE												
	.1-	1.1+	1.1+	7.1+	5.9+	21.6-	7.7-	5.5-	4.6+	3.3-	2.2+	6.4+
PERCENT CHANGE												
	.1-	1.1+	1.1+	7.1+	5.9+	21.6-	7.7-	5.5-	4.6+	3.3-	2.2+	6.4+
*****												
RURAL												
96	1,196,598	14.83	17869	3493	19.54	43	145	163	1512	5214	9137	1655
95	1,198,544	15.20	18317	3185	17.38	59	173	153	1373	5563	9411	1585
NUMERICAL CHANGE												
	.2-	2.4-	448-	308+	12.4+	16.2-	28.1-	6.5+	10.1+	6.3-	2.9-	4.4+
PERCENT CHANGE												
	.2-	2.4-	448-	308+	12.4+	16.2-	28.1-	6.5+	10.1+	6.3-	2.9-	4.4+
*****												
SHERIFF'S												
96		10277	1677	16.31	23	54	116	843	2880	5512	849	
95		10775	1580	14.66	32	80	107	819	5199	5870	758	
NUMERICAL CHANGE												
		498-	97+	1.65+	9-	26-	9+	24+	229-	358-	91+	
PERCENT CHANGE												
		4.6-	6.1+	11.3+	28.1-	32.5-	8.4+	2.9+	7.4-	6.1-	12.0+	
*****												
STATE POLICE												
96		7592	1816	23.91	20	91	47	669	2334	3625	805	
95		7542	1605	21.28	27	93	46	554	2454	3541	827	
NUMERICAL CHANGE												
		50+	211+	2.63+	7-	2-	1+	115+	120-	84+	21-	
PERCENT CHANGE												
		.7+	13.1+	12.4+	25.9-	2.2-	2.2+	20.8+	4.9-	2.4+	2.5-	
*****												
MUNICIPAL												
96	629,402	43.45	27505	6540	23.77	26	213	574	1188	4755	19163	1576
95	629,656	41.96	26561	6187	23.29	29	215	627	1208	4756	18274	1452
NUMERICAL CHANGE												
	.0-	1.49+	944+	353+	4.8+	3-	2-	53-	20-	9+	889+	124+
PERCENT CHANGE												
	.0-	3.6+	3.6+	5.7+	2.1+	10.3-	.9-	8.5-	1.7-	.2+	4.9+	8.5+
*****												
BARBOUR CITY TOTAL												
96	16,140	8.48	137	24	17.51	0	4	0	2	53	66	12
95	16,159	10.02	162	29	17.90	0	2	1	6	69	75	9
NUMERICAL CHANGE												
	19-	1.54-	25-	5-	.39-	0	2+	1-	4-	16-	9-	3+
PERCENT CHANGE												
	.1-	15.4-	15.4-	17.2-	2.2-	0	100.0+	*	66.7-	23.2-	12.0-	33.3+
*****												
RURAL												
96	10,955	7.39	81	12	14.81	0	0	0	0	68	27	6
95	10,967	9.75	107	9	8.41	0	0	0	4	64	32	7
NUMERICAL CHANGE												
	.1-	2.36-	26-	3+	6.40+	0	0	0	4-	16-	5-	1-
PERCENT CHANGE												
	.1-	24.2-	24.3-	33.3+	76.1+	0	0	*	25.0-	15.6-	14.3-	
*****												
SHERIFF												
96		45	7	15.55	0	0	0	0	0	35	7	3
95		51	3	5.88	0	0	0	0	0	43	3	3
NUMERICAL CHANGE												
		6-	4+	9.67+	0	0	0	0	0	8-	4+	2-
PERCENT CHANGE												
		11.8-	133.3+	164.5+	0	0	0	0	0	18.6-	133.3+	40.0-
*****												
STATE POLICE												
96		36	5	13.88	0	0	0	0	0	13	20	3
95		56	6	10.71	0	0	0	0	4	21	29	2
NUMERICAL CHANGE												
		20-	1-	3.17+	0	0	0	0	4-	8-	9-	1+
PERCENT CHANGE												
		35.7-	16.7-	29.6+	0	0	0	*	38.1-	31.0-	50.0+	
*****												
MUNICIPAL												
96	5,185	10.80	56	12	21.42	0	4	0	2	5	39	6
95	5,192	10.59	55	20	36.36	0	2	1	2	5	43	2
NUMERICAL CHANGE												
	.1-	.21+	1+	8-	14.94-	0	2+	1-	0	0	4-	4+
PERCENT CHANGE												
	.1-	2.0+	1.8+	40.0-	41.1-	0	100.0+	*	.0	.0	9.3-	200.0+

WEST VIRGINIA U C R CRIME INDEX REPORT

IDENTIFIER	POPULATION	CRIME RATE	TOTAL OFFEN	TOTAL CLEARED	PERCENT CLEARED	MURDER	RAPE	ROBBERY	FEL ASHLT	BREAK ENTER	LARCENY THEFT	M/V THEFT
BELMONT PD	1,961	3.56	7	1	14.28	0	0	0	0	1	6	0
	1,964	.00	0	0	.00	0	0	0	0	0	0	0
NUMERICAL CHANGE	3-	3.56+	7+	1+	14.28+	0	0	0	0	1+	6+	0
PERCENT CHANGE	.2-	.0	×	×	×	0	0	0	0	×	×	0
PHILIPPI PD	3,224	15.19	49	11	22.44	0	4	0	2	4	33	6
	3,228	17.03	55	20	36.36	0	2	1	2	5	43	2
NUMERICAL CHANGE	4-	1.84-	6-	9-	13.92-	0	2+	1-	0	1-	10-	4+
PERCENT CHANGE	.1-	10.8-	10.9-	45.0-	38.3-	0	100.0+	×	.0	20.0-	23.3-	290.0+
BERKELEY CITY TOTAL	65,598	35.60	2336	684	29.28	1	7	26	116	329	1720	137
	65,671	42.58	2798	575	20.55	3	10	42	143	615	1817	158
NUMERICAL CHANGE	73-	6.98-	462-	109+	8.73+	2-	3-	16-	27-	286-	97-	31-
PERCENT CHANGE	.1-	16.4-	16.5-	19.0+	42.5+	66.7-	30.0-	38.1-	18.9-	46.5-	5.3-	18.5-
RURAL	50,645	26.43	1339	225	16.80	1	7	17	93	244	881	96
	50,701	32.57	1652	117	7.08	2	10	17	127	451	927	118
NUMERICAL CHANGE	56-	6.14-	313-	108+	9.72+	1-	3-	0	34-	207-	46-	22-
PERCENT CHANGE	.1-	18.9-	18.9-	92.3+	137.3+	50.0-	30.0-	.0	26.8-	45.9-	5.0-	18.5-
SHERIFF	96	777	94	12.09	1	0	6	24	24	144	567	35
	95	921	14	1.52	1	5	5	19	238	599	54	54
NUMERICAL CHANGE		144-	80+	10.57+	0	5-	1+	5+	94-	32-	19-	19-
PERCENT CHANGE		15.6-	571.4+	695.4+	.0	×	20.0+	26.3+	39.5-	5.3-	35.2-	35.2-
STATE POLICE	96	562	131	23.30	0	7	11	69	100	100	314	61
	95	731	103	14.09	1	5	12	108	213	328	328	64
NUMERICAL CHANGE		169-	28+	9.21+	1-	2+	1-	39-	113-	14-	14-	3-
PERCENT CHANGE		23.1-	27.2+	65.4+	×	40.0+	8.3-	36.1-	53.1-	4.3-	4.3-	4.7-
MUNICIPAL	14,953	66.66	997	459	46.03	0	0	9	23	85	839	41
	14,970	76.55	1146	458	39.96	1	0	25	16	164	890	50
NUMERICAL CHANGE	17-	9.89-	149-	1+	6.07+	1-	0	16-	7+	79-	51-	9-
PERCENT CHANGE	.1-	12.9-	13.0-	.2+	15.2+	×	64.0-	43.8+	48.2-	5.7-	18.0-	18.0-
MARTINSBURG PD	14,953	66.66	997	459	46.03	0	0	9	23	85	839	41
	14,970	76.55	1146	458	39.96	1	0	25	16	164	890	50
NUMERICAL CHANGE	17-	9.89-	149-	1+	6.07+	1-	0	16-	7+	79-	51-	9-
PERCENT CHANGE	.1-	12.9-	13.0-	.2+	15.2+	×	64.0-	43.8+	48.2-	5.7-	18.0-	18.0-
BOONE CITY TOTAL	25,336	11.16	294	61	20.74	0	0	1	35	102	103	53
	26,367	14.63	386	35	9.06	0	0	2	67	104	158	55
NUMERICAL CHANGE	31-	3.47-	92-	26+	11.68+	0	0	1-	32-	2-	55-	2-
PERCENT CHANGE	.1-	23.7-	23.8-	74.3+	128.9+	0	0	50.0-	47.8-	1.9-	34.8-	3.6-
RURAL	22,016	11.49	253	60	23.71	0	0	1	35	79	93	45
	22,041	15.28	337	31	9.19	0	0	2	66	92	125	52
NUMERICAL CHANGE	25-	3.79-	84-	29+	14.52+	0	0	1-	31-	13-	32-	7-
PERCENT CHANGE	.1-	24.8-	24.9-	93.5+	158.0+	0	0	50.0-	47.0-	14.1-	25.6-	13.5-

PART I OFFENSES

# PART I OFFENSES

## WEST VIRGINIA U C R CRIME INDEX REPORT

IDENTIFIER	POPULATION	CRIME RATE	TOTAL OFFEN	TOTAL CLEARED	PERCENT CLEARED	MURDER	RAPE	ROBBERY	FEL ASHLT	BREAK ENTER	LARCENY THEFT	M/V THEFT
SHERIFF	96	118	13	11.01	0	0	0	1	32	31	31	23
NUMERICAL CHANGE	95	222	27	12.16	0	0	0	0	55	59	73	35
PERCENT CHANGE		104-	14-	1.15-	0	0	0	1+	23-	28-	42-	12-
		46.8-	51.9-	9.5-				*	41.8-	47.5-	57.5-	34.3-
STATE POLICE	96	135	47	34.81	0	0	0	0	3	48	62	22
NUMERICAL CHANGE	95	115	4	3.47	0	0	0	2	11	33	52	17
PERCENT CHANGE		20+	43+	31.34+	0	0	0	2-	8-	15+	10+	5+
		17.4+	1075.0+	903.2+				*	72.7-	45.5+	19.2+	29.4+
MUNICIPAL	96	4,320	41	1	2.43	0	0	0	0	23	10	8
NUMERICAL CHANGE	95	4,326	49	4	8.16	0	0	0	1	12	33	3
PERCENT CHANGE		6-	8-	3-	5.73-	0	0	0	1-	11+	23-	5+
		.1-	16.3-	75.0-	70.2-				*	91.7+	69.7-	166.7+
MADISON PD	96	3,169	28	1	3.57	0	0	0	0	16	6	5
NUMERICAL CHANGE	95	3,173	39	3	7.69	0	0	0	1	9	26	3
PERCENT CHANGE		4-	11-	2-	4.12-	0	0	0	1-	7+	20-	3+
		.1-	28.2-	66.7-	53.6-				*	77.8+	76.9-	100.9+
WHITESVILLE PD	96	544	13	0	.00	0	0	0	0	7	4	2
NUMERICAL CHANGE	95	545	10	1	10.00	0	0	0	0	3	7	0
PERCENT CHANGE		1-	3+	1-	10.00-	0	0	0	0	4+	3-	2+
		.2-	30.3+	30.0+	*					133.3+	42.9-	*
DANVILLE PD	96	607	0	0	.00	0	0	0	0	0	0	0
NUMERICAL CHANGE	95	608	0	0	.00	0	0	0	0	0	0	0
PERCENT CHANGE		1-	0	0	.00	0	0	0	0	0	0	0
		.2-										
BRAXTON CTY	TOTAL	13,196	124	41	33.06	0	0	1	13	38	63	9
NUMERICAL CHANGE	95	13,212	149	42	28.18	0	5	1	4	54	73	12
PERCENT CHANGE		16-	25-	1-	4.88+	0	5-	0	9+	16-	10-	3-
		.1-	16.8-	2.4-	17.3+		*	0	225.0+	29.6-	13.7-	25.0-
RURAL	96	12,067	123	41	33.33	0	0	1	13	38	62	9
NUMERICAL CHANGE	95	12,081	144	38	26.38	0	5	1	4	53	70	11
PERCENT CHANGE		14-	21-	3+	6.95+	0	5-	0	9+	15-	8-	2-
		.1-	14.4-	7.9+	26.3+		*	.0	225.0+	28.3-	11.4-	18.2-
SHERIFF	96	15	2	13.33	0	0	0	0	3	7	4	1
NUMERICAL CHANGE	95	30	5	16.66	0	0	0	0	2	10	16	2
PERCENT CHANGE		15-	3-	3.33-	0	0	0	0	1+	3-	12-	1-
		50.0-	60.0-	20.0-					50.0+	30.0-	75.0-	50.0-
STATE POLICE	96	108	39	36.11	0	0	0	1	10	31	58	8
NUMERICAL CHANGE	95	114	33	28.94	0	5	1	1	2	43	54	9
PERCENT CHANGE		6-	6+	7.17+	0	5-	0	0	8+	12-	4+	1-
		5.3-	18.2+	24.8+		*		.0	400.0+	27.9-	7.4+	11.1-



WEST VIRGINIA U C R CRIME INDEX REPORT

IDENTIFIER	POPULATION	CRIME RATE	TOTAL OFFEN	TOTAL CLEARED	PERCENT CLEARED	MURDER	RAPE	ROBBERY	FEL ASHLT	BREAK ENTER	LARCENY THEFT	M/V THEFT
MUNICIPAL 96	1,129	.88	1	0	.00	0	0	0	0	0	1	0
NUMERICAL CHANGE	1,131	4.42	5	4	80.00	0	0	0	0	1	3	1
PERCENT CHANGE	.2-	80.1-	80.0-	4-	80.00-	0	0	0	0	1-	2-	1-
SUTTON PD	1,129	.88	1	0	.00	0	0	0	0	0	1	0
NUMERICAL CHANGE	1,131	4.42	5	4	80.00	0	0	0	0	1	3	1
PERCENT CHANGE	.2-	80.1-	80.0-	4-	80.00-	0	0	0	0	1-	2-	1-
BROOKE CITY	23,323	7.37	172	48	27.90	0	2	1	28	55	77	9
NUMERICAL CHANGE	23,350	9.67	226	66	29.20	0	3	2	32	53	120	16
PERCENT CHANGE	.1-	23.8-	23.9-	18-	1.30-	0	1-	1-	4-	3.8+	43-	7-
RURAL	16,648	4.38	73	12	16.43	0	1	1	2	32	34	3
NUMERICAL CHANGE	16,667	5.51	92	22	23.91	0	1	1	2	32	49	7
PERCENT CHANGE	.1-	20.5-	20.7-	45.5-	31.3-	0	0	0	0	0	15-	4-
SHERIFF	96	73	12	16.43	0	1	1	2	2	32	34	3
NUMERICAL CHANGE	95	85	18	21.17	0	0	0	1	2	31	43	5
PERCENT CHANGE	.1-	14.1-	33.5-	22.4-	0	0	0	0	2+	1+	14-	2-
STATE POLICE	96	0	0	0.00	0	0	0	0	0	0	0	0
NUMERICAL CHANGE	95	7	4	57.14	0	0	1	0	2	1	1	2
PERCENT CHANGE	.1-	7-	4-	57.14-	0	0	1-	0	2-	1-	1-	2-
MUNICIPAL	6,675	14.83	99	36	36.36	0	1	0	26	23	43	6
NUMERICAL CHANGE	6,683	20.05	134	44	32.83	0	2	1	30	21	71	9
PERCENT CHANGE	.1-	26.0-	26.1-	18.2-	10.8+	0	1-	0	4-	2+	28-	3-
FOLLAISBEE PD	3,296	18.20	60	32	53.33	0	1	0	25	10	21	3
NUMERICAL CHANGE	3,300	27.87	92	39	42.39	0	1	0	29	14	42	6
PERCENT CHANGE	.1-	34.7-	34.8-	17.9-	25.8+	0	0	0	13.8-	28.6-	50.0-	50.0-
HELLSBURG PD	3,379	11.54	39	4	10.25	0	0	0	1	13	22	3
NUMERICAL CHANGE	3,383	12.41	42	5	11.90	0	1	1	1	7	29	3
PERCENT CHANGE	.1-	7.0-	7.1-	20.0-	13.9-	0	0	0	0	6+	7-	0
CABELL CITY	101,367	51.33	5206	1065	20.45	6	76	114	185	977	3555	293
NUMERICAL CHANGE	101,481	50.14	5091	825	16.20	4	77	117	135	998	3480	279
PERCENT CHANGE	.1-	2.4+	2.3+	29.1+	26.2+	50.0+	1.3-	2.6-	36.0+	2.1-	2.2+	5.0+

PART I OFFENSES

# PART I OFFENSES

## WEST VIRGINIA U C R CRIME INDEX REPORT

IDENTIFIER	POPULATION	CRIME RATE	TOTAL OFFEN	TOTAL CLEARED	PERCENT CLEARED	MURDER	RAPE	ROBBERY	FEL ASSLT	BREAK ENTER	LARCENY THEFT	M/V THEFT
RURAL	40,027	26.55	1063	251	23.61	2	1	18	38	209	708	87
NUMERICAL CHANGE	40,674	26.74	1088	188	17.27	1	7	12	21	273	694	80
PERCENT CHANGE	1.6-	.19-	25-	63+	6.34+	1+	6-	6+	17+	64-	14+	7+
		.7-	2.3-	33.5+	36.7+	100.0+	85.7-	50.0+	81.0+	23.4-	2.0+	8.3+
SHERIFF	786	168	168	21.37	2	0	17	13	144	547	63	63
NUMERICAL CHANGE	867	125	14.41	1	5	11	219	15	219	575	41	41
PERCENT CHANGE	81-	43-	6.96+	1+	5-	6+	75-	2-	75-	28-	28-	22+
	9.3-	34.4+	48.3+	100.0+	54.5+	13.3-	34.2-	4.9-	53.7+	4.9-	53.7+	53.7+
STATE POLICE	277	83	29.96	0	1	1	1	25	65	161	24	24
NUMERICAL CHANGE	221	63	28.50	0	2	1	1	6	54	119	39	39
PERCENT CHANGE	56+	20+	1.46+	0	1-	0	19+	11+	11+	42+	15-	15-
	25.3+	31.7+	5.1+	50.0-	50.0-	0	316.7+	20.4+	35.3+	38.5-	38.5-	38.5-
MUNICIPAL	61,340	67.53	814	19.64	4	75	96	147	768	2847	206	206
NUMERICAL CHANGE	60,807	65.80	637	15.91	3	70	105	115	725	2786	199	199
PERCENT CHANGE	533+	1.73+	177+	3.73+	1+	5+	9-	32+	43+	61+	7+	7+
	.9+	2.6+	27.8+	23.4+	33.3+	7.1+	8.6-	27.8+	5.9+	2.2+	3.5+	3.5+
BARBOURSVILLE PD	2,786	134.59	375	187	49.86	0	0	1	24	337	12	12
NUMERICAL CHANGE	2,790	150.53	420	218	51.90	0	1	1	23	375	19	19
PERCENT CHANGE	4-	15.94-	45-	2.04-	0	1-	0	0	1+	38-	7-	7-
	.1-	10.6-	10.7-	3.9-	0	0	0	0	4.3+	10.1-	36.8-	36.8-
HUNTINGTON PD	53,905	65.55	3534	603	17.06	4	73	92	143	735	2301	186
NUMERICAL CHANGE	53,965	62.72	3385	380	11.22	3	67	103	108	696	2232	176
PERCENT CHANGE	60-	2.83+	149+	5.84+	1+	6+	11-	55+	39+	59+	69+	10+
	.1-	4.5+	4.4+	58.7+	52.0+	9.0+	10.7-	32.4+	5.6+	3.1+	5.7+	5.7+
MILTON PD	2,249	7.55	17	7	41.17	0	0	1	0	1	8	7
NUMERICAL CHANGE	2,252	12.87	29	12	41.37	0	0	0	5	4	17	3
PERCENT CHANGE	3-	5.32-	12-	5-	.20-	0	0	1+	5-	3-	9-	4+
	.1-	41.3-	41.7-	.5-	0	0	0	0	0	75.0-	52.9-	133.3+
MU SECURITY POLICE	2,400	90.41	217	17	7.83	0	2	2	3	8	201	1
NUMERICAL CHANGE	1,800	93.88	169	27	15.97	0	2	1	1	2	162	1
PERCENT CHANGE	600+	3.47-	48+	10-	8.14-	0	0	1+	2+	6+	35+	0
	33.3+	3.7-	28.4-	37.0-	51.0-	0	100.0+	200.0+	300.0+	24.1+	24.1+	0
CALHOUN CTY TOTAL	7,950	11.44	91	34	37.36	1	6	1	10	16	48	9
NUMERICAL CHANGE	7,960	12.05	96	56	58.33	0	14	0	13	21	40	8
PERCENT CHANGE	10-	5.1-	5-	22-	20.97-	1+	8-	1+	3-	5-	8+	1+
	.1-	5.1-	5.2-	39.3-	36.0-	0	57.1-	0	23.1-	23.8-	20.0+	12.5+
RURAL	7,358	9.64	71	25	35.21	1	6	1	9	11	35	8
NUMERICAL CHANGE	7,367	10.72	79	50	63.29	0	12	0	12	12	36	7
PERCENT CHANGE	.1-	1.08-	8-	25-	28.08-	1+	6-	1+	3-	1-	1-	1+
	.1-	10.1-	10.1-	50.0-	44.4-	0	50.0-	0	25.0-	8.3-	2.8-	14.3+

WEST VIRGINIA U C R CRIME INDEX REPORT

IDENTIFIER	POPULATION	CRIME RATE	TOTAL OFFEN	TOTAL CLEARED	PERCENT CLEARED	MURDER	RAPE	ROBBERY	FEL ASHLT	BREAK ENTER	LARCENY THEFT	M/V THEFT
SHERIFF 96	42	15	35.71	0	5	0	0	0	4	2	30	1
NUMERICAL CHANGE 95	49	40	81.63	0	12	0	0	0	10	4	23	0
PERCENT CHANGE	14.3-	25-	45.92-	0	7-	0	0	0	6-	2-	7+	1+
			56.3-		58.3-				60.0-	50.0-	30.4+	0
STATE POLICE 96	29	10	34.48	1	1	0	0	0	5	9	5	7
NUMERICAL CHANGE 95	30	10	33.33	0	0	0	0	0	2	8	13	7
PERCENT CHANGE	1-	0	1.15+	1+	1+	0	0	0	3+	1+	8-	0
			3.5+		0				150.0+	12.5+	61.5-	0
MUNICIPAL 96	592	33.78	9	45.00	0	0	0	0	1	5	13	1
NUMERICAL CHANGE 95	593	28.66	17	35.29	0	2	0	0	1	9	4	1
PERCENT CHANGE	1-	5.12+	3+	9.71+	0	2-	0	0	0	4-	9+	0
			17.9+	50.0+	0	0	0	0	0	44.4-	225.0+	0
GRANTSVILLE PD 96	592	33.78	20	45.00	0	0	0	0	1	5	13	1
NUMERICAL CHANGE 95	593	28.66	17	35.29	0	2	0	0	1	9	4	1
PERCENT CHANGE	1-	5.12+	3+	9.71+	0	2-	0	0	0	4-	9+	0
			17.9+	50.0+	0	0	0	0	0	44.4-	225.0+	0
CLAY CITY TOTAL	10,230	12.12	124	33	26.61	2	3	1	19	49	38	12
NUMERICAL CHANGE 95	10,242	9.07	93	33	35.48	0	3	0	6	39	33	12
PERCENT CHANGE	1-	3.05+	31+	0	8.87-	2+	0	1+	13+	10+	5+	0
			33.6+	0	25.0-	0	0	0	216.7+	25.6+	15.2+	0
RURAL 96	10,230	12.12	124	33	26.61	2	3	1	19	49	38	12
NUMERICAL CHANGE 95	10,242	9.07	93	33	35.48	0	3	0	6	39	33	12
PERCENT CHANGE	1-	3.05+	31+	0	8.87-	2+	0	1+	13+	10+	5+	0
			33.6+	0	25.0-	0	0	0	216.7+	25.6+	15.2+	0
SHERIFF 96	2	0	0.00	0	0	0	0	0	0	0	2	0
NUMERICAL CHANGE 95	20	10	50.00	0	0	0	0	0	0	4	14	2
PERCENT CHANGE	18-	10-	50.00-	0	0	0	0	0	0	4-	12-	2-
			90.0-						0	0	85.7-	0
STATE POLICE 96	122	33	27.04	2	3	0	0	0	19	49	36	12
NUMERICAL CHANGE 95	73	23	31.50	0	3	0	0	0	6	35	19	10
PERCENT CHANGE	49+	10+	4.46-	2+	0	0	0	1+	13+	14+	17+	2+
			67.1+	43.5+	14.2-	0	0	0	216.7+	40.0+	89.5+	20.0+
DODDRIDGE CTY TOTAL	7,305	6.84	50	18	36.00	0	3	0	5	21	19	2
NUMERICAL CHANGE 95	7,314	6.15	45	17	37.77	0	5	0	5	12	18	5
PERCENT CHANGE	9-	.69+	5+	1+	1.77-	0	2-	0	0	9+	1+	3-
			11.1+	5.9+	4.7-	0	40.0-	0	0	75.0+	5.6+	60.0-
RURAL 96	7,305	6.84	50	18	36.00	0	3	0	5	21	19	2
NUMERICAL CHANGE 95	7,314	6.15	45	17	37.77	0	5	0	5	12	18	5
PERCENT CHANGE	9-	.69+	5+	1+	1.77-	0	2-	0	0	9+	1+	3-
			11.2+	11.1+	4.7-	0	40.0-	0	0	75.0+	5.6+	60.0-

PART I OFFENSES

# PART I OFFENSES

## WEST VIRGINIA U C R CRIME INDEX REPORT

IDENTIFIER	POPULATION	CRIME RATE	TOTAL OFFEN	TOTAL CLEARED	PERCENT CLEARED	MURDER	RAPE	ROBBERY	FEL ASSLT	BREAK ENTER	LARCENY THEFT	M/V THEFT
SHERIFF 96			4	0	.00	0	0	0	0	2	2	0
NUMERICAL CHANGE 95			6	0	.00	0	0	0	0	2	3	1
PERCENT CHANGE			2-	0	.00	0	0	0	0	0	1-	1-
			33.3-							.0	33.3-	*
STATE POLICE 96			46	18	39.13	0	3	0	5	19	17	2
NUMERICAL CHANGE 95			39	17	43.58	0	5	0	5	10	15	4
PERCENT CHANGE			7+	1+	4.45-	0	2-	0	0	9+	2+	2-
			17.9+	5.9+	10.2-		40.0-		.0	90.0+	13.3+	50.0-
*****												
FAYETTE CITY TOTAL	49,081	28.06	1378	326	23.65	1	3	7	78	326	891	72
NUMERICAL CHANGE 95	49,139	20.59	1012	330	32.60	5	3	14	77	280	582	51
PERCENT CHANGE	58-	7.47+	366+	4-	8.95-	4-	0	7-	1+	46+	309+	21+
	1-	36.3+	36.2+	1.2-	27.5-	80.0-	0	50.0-	1.3+	16.4+	53.1+	41.2+
*****												
RURAL	31,835	18.90	602	139	23.08	1	1	4	64	193	291	48
NUMERICAL CHANGE 95	31,880	14.77	471	140	29.72	4	2	7	35	160	231	32
PERCENT CHANGE	45-	4.13+	131+	1-	6.64-	3-	1-	3-	29+	33+	60+	15+
	.1-	28.0+	27.8+	.7-	22.3-	75.0-	50.0-	42.9-	82.9+	20.6+	25.0+	50.0+
SHERIFF 96			199	74	37.18	1	0	3	5	79	91	29
NUMERICAL CHANGE 95			230	104	45.21	1	1	5	19	80	106	18
PERCENT CHANGE			31-	30-	8.03-	0	1-	2-	14-	1-	15-	2+
			13.5-	28.8-	17.8-	.0	*	40.0-	73.7-	1.3-	14.2-	11.1+
STATE POLICE 96			403	65	16.12	0	1	1	59	114	200	28
NUMERICAL CHANGE 95			241	36	14.93	3	1	2	15	80	125	14
PERCENT CHANGE			162+	29+	1.19+	3-	0	1-	43+	34+	75+	14+
			67.2+	80.6+	8.0+	*	.0	50.0-	268.3+	42.5+	60.0+	100.0+
MUNICIPAL 96	17,246	44.99	776	187	24.09	0	2	3	14	133	600	24
NUMERICAL CHANGE 95	17,259	31.34	541	190	35.12	1	1	7	42	120	351	19
PERCENT CHANGE	13-	13.65+	235+	3-	11.03-	1-	1+	4-	23-	13+	249+	5+
	.1-	43.6+	43.4+	1.6-	31.4-	*	100.0+	57.1-	66.7-	10.9+	70.9+	26.5+
ANSTED PD	1,691	7.09	12	4	33.33	0	1	0	0	4	7	0
NUMERICAL CHANGE 95	1,693	2.95	5	2	40.00	0	0	0	0	5	0	0
PERCENT CHANGE	2-	4.14+	7+	2+	6.67-	0	1+	0	0	1-	7+	0
	.1-	140.3+	140.0+	100.0+	16.7-		*			20.0-	*	
FAYETTEVILLE PD	2,265	24.72	56	19	33.92	0	0	0	1	17	38	0
NUMERICAL CHANGE 95	2,268	11.90	27	7	25.92	0	0	0	1	10	14	2
PERCENT CHANGE	3-	12.82+	29+	12+	8.00+	0	0	0	0	7+	26+	2-
	.1-	107.7+	107.4+	171.4+	30.9+		.0	70.0+	171.4+		*	
MONTGOMERY PD	2,341	14.95	35	28	80.00	0	0	0	0	10	23	2
NUMERICAL CHANGE 95	2,344	23.03	54	13	24.07	0	0	1	0	12	37	4
PERCENT CHANGE	3-	8.08-	19-	15+	55.93+	0	0	1-	0	2-	14-	2-
	.1-	35.1-	35.2-	115.4+	232.4+			16.7-	37.8-		50.0-	

WEST VIRGINIA U C R CRIME INDEX REPORT

IDENTIFIER	POPULATION	CRIME RATE	TOTAL OFFENSES	TOTAL CLEARED	PERCENT CLEARED	MURDER	RAPE	ROBBERY	FEL ASSLT	BREAK ENTER	LARCENY THEFT	M/V THEFT
MOUNT HOPE PD	1,663	22.24	37	18	48.64	0	0	1	1	12	20	3
NUMERICAL CHANGE	1,665	37.83	63	11	17.46	0	0	2	4	25	31	1
PERCENT CHANGE	2-	15.59-	26-	7+	31.18+	0	0	1-	3-	13-	11-	2+
	.1-	41.2-	41.3-	63.6+	178.6+			50.0-	75.0-	52.0-	35.5-	200.0+
OAK HILL PD	6,874	89.90	618	114	18.44	0	1	2	11	86	500	18
NUMERICAL CHANGE	6,882	52.16	359	153	42.61	0	1	4	35	65	242	12
PERCENT CHANGE	8-	37.74+	259+	39-	24.17-	0	0	2-	24-	21+	258+	6+
	.1-	72.4+	72.1+	25.5-	56.7-			50.0-	68.6-	32.3+	106.6+	50.0+
SMITHERS PD	1,083	1.84	2	1	50.00	0	0	0	0	1	1	0
NUMERICAL CHANGE	1,087	2.75	3	3	100.00	1	0	0	2	0	0	0
PERCENT CHANGE	4-	.91-	1-	2-	50.00-	1-	0	0	2-	1+	1+	0
	.4-	33.1-	33.3-	66.7-	50.0-					*	*	*
W VA TECH SECURITY	600	21.66	13	3	23.07	0	0	0	1	1	11	0
NUMERICAL CHANGE	590	50.84	30	1	3.33	0	0	0	0	3	27	0
PERCENT CHANGE	10+	29.18-	17-	2+	19.74+	0	0	0	1+	2-	16-	0
	1.7+	57.4-	56.7-	200.0+	592.8+				*	66.7-	59.3-	
GAULEY BRIDGE PD	729	4.11	3	0	.00	0	0	0	0	2	0	1
NUMERICAL CHANGE	730	.00	0	0	.00	0	0	0	0	0	0	0
PERCENT CHANGE	1-	4.11+	3+	0	.00	0	0	0	0	2+	0	1+
	.1-	.0	*							*	*	*
GILMER CITY TOTAL	7,481	14.03	105	20	19.04	1	6	0	1	28	65	4
NUMERICAL CHANGE	7,491	13.34	100	11	11.00	0	1	0	2	39	53	6
PERCENT CHANGE	10-	.69+	5+	9+	8.04+	1+	5+	1-	1-	11-	12+	0
	.1-	5.2+	5.0+	81.8+	73.1+	*	50.0+	*	50.0-	28.2-	22.6+	.0
RURAL	5,263	9.12	48	6	12.50	1	3	0	0	16	24	4
NUMERICAL CHANGE	5,095	9.61	49	5	10.20	0	1	1	2	21	20	4
PERCENT CHANGE	3.3+	.49-	1-	1+	2.30+	1+	2+	1-	2-	5-	4+	0
		5.1-	2.0-	20.0+	22.5+	*	200.0+	*	*	23.8-	20.0+	.0
SHERIFF												
NUMERICAL CHANGE			30	2	6.66	1	0	0	0	12	13	4
PERCENT CHANGE			37	0	.00	0	0	1	1	20	15	0
			18.9-	*	6.66+	1+	0	1-	1-	8-	2-	4+
STATE POLICE												
NUMERICAL CHANGE			18	4	22.22	0	3	0	0	4	11	0
PERCENT CHANGE			12	5	41.66	0	1	0	1	1	5	4
			6+	1-	19.44-	0	2+	0	1-	3+	6+	4-
			50.0+	20.0-	46.7-		200.0+		*	300.0+	120.0+	*
MUNICIPAL	2,218	25.69	57	14	24.56	0	3	0	1	12	41	0
NUMERICAL CHANGE	2,396	21.28	51	6	11.76	0	0	0	0	18	33	0
PERCENT CHANGE	178-	4.41+	6+	8+	12.80+	0	3+	0	1+	6-	8+	0
	7.4-	20.7+	11.8+	133.3+	108.8+		*		*	33.5-	24.2+	

PART I OFFENSES

# PART I OFFENSES

## WEST VIRGINIA U C R CRIME INDEX REPORT

IDENTIFIER	POPULATION	CRIME RATE	TOTAL OFFEN	TOTAL CLEARED	PERCENT CLEARED	MURDER	RAPE	ROBBERY	FEL ASHLT	BREAK ENTER	LARCENY THEFT	M/V THEFT
GLENVILLE PD	1,893	22.18	42	10	23.80	0	3	0	1	12	26	0
NUMERICAL CHANGE	1,896	21.09	40	6	15.00	0	0	0	0	17	23	0
PERCENT CHANGE	.2-	5.2+	5.0+	66.7+	58.7+	0	3+	0	*	29.4-	13.0+	0
GLENVILLE ST SECURITY	325	46.15	15	4	26.66	0	0	0	0	0	15	0
NUMERICAL CHANGE	500	22.00	11	0	.00	0	0	0	0	1	10	0
PERCENT CHANGE	175-	24.15+	4+	4+	26.66+	0	0	0	0	1-	5+	0
GRAVIT CITY	10,950	10.13	111	11	9.90	0	0	0	2	61	41	7
NUMERICAL CHANGE	10,964	6.56	72	18	25.80	0	2	0	0	38	30	2
PERCENT CHANGE	.1-	54.4+	54.2+	38.9-	60.4-	0	2-	0	*	60.5+	36.7+	250.0+
RURAL	7,896	10.38	82	7	8.53	0	0	0	1	47	29	5
NUMERICAL CHANGE	7,906	5.94	47	6	12.76	0	2	0	0	27	16	3
PERCENT CHANGE	.1-	74.7+	74.5+	16.7+	33.2-	0	2-	0	*	74.1+	81.3+	150.0+
SHERIFF	96	54	54	4	7.40	0	0	0	0	32	19	3
NUMERICAL CHANGE	95	24	24	1	4.16	0	0	0	0	15	8	1
PERCENT CHANGE	125.0+	30.0+	30.0+	77.9+	77.9+	0	0	0	0	113.3+	137.5+	200.0+
STATE POLICE	96	28	28	3	10.71	0	0	0	1	15	10	2
NUMERICAL CHANGE	95	23	23	5	21.73	0	2	0	0	12	8	1
PERCENT CHANGE	21.7+	40.0-	40.0-	50.7-	50.7-	0	2-	0	*	25.0+	25.0+	100.0+
MUNICIPAL	3,054	9.49	29	4	13.79	0	0	0	1	14	12	2
NUMERICAL CHANGE	3,058	8.17	25	12	48.00	0	0	0	0	11	14	0
PERCENT CHANGE	.1-	16.2+	16.0+	66.7-	71.3-	0	0	0	1+	3+	2-	2+
PETERSBURG PD	3,054	9.49	29	4	13.79	0	0	0	1	14	12	2
NUMERICAL CHANGE	3,058	8.17	25	12	48.00	0	0	0	0	11	14	0
PERCENT CHANGE	.1-	16.2+	16.0+	66.7-	71.3-	0	0	0	*	27.3+	14.3-	*
GREENBRIER CITY TOTAL	34,362	12.36	425	77	18.11	0	6	3	23	132	231	50
NUMERICAL CHANGE	34,601	11.82	409	89	21.76	1	5	1	20	158	195	28
PERCENT CHANGE	239-	4.6+	3.9+	13.5-	16.8-	1-	1+	2+	3+	26-	35+	2+
RURAL	24,403	12.65	309	40	12.94	0	6	3	13	101	164	22
NUMERICAL CHANGE	24,430	11.62	284	45	15.84	0	3	0	14	123	124	20
PERCENT CHANGE	.1-	8.9+	8.8+	11.1-	18.3-	0	3+	3+	7.1-	17.9-	32.3+	10.0+

WEST VIRGINIA U C R CRIME INDEX REPORT

IDENTIFIER	POPULATION	CRIME RATE	TOTAL OFFEN	TOTAL CLEARED	PERCENT CLEARED	MURDER	RAPE	ROBBERY	FEL ASHLT	BREAK ENTER	LARCENY THEFT	M/V THEFT
SHERIFF	96		122	11	9.01	0	5	2	4	24	78	9
NUMERICAL CHANGE	95		125	18	14.40	0	2	0	10	61	45	7
PERCENT CHANGE			3-	7-	5.39-	0	3+	2+	6-	37-	33+	2+
			2.4-	38.9-	37.4-		150.0+	*	60.0-	60.7-	73.3+	28.6+
STATE POLICE	96		187	29	15.50	0	1	1	9	77	86	13
NUMERICAL CHANGE	95		159	27	16.98	0	1	1	4	62	79	13
PERCENT CHANGE			28+	2+	1.48-	0	0	0	5+	15+	7+	0
			17.6+	7.4+	8.7-		.0	*	125.0+	24.2+	8.9+	.0
MUNICIPAL	96		116	37	31.89	0	0	0	10	31	67	8
NUMERICAL CHANGE	95		125	44	35.20	1	2	1	6	35	72	8
PERCENT CHANGE			9-	7-	3.31-	1-	2-	*	4+	4-	5-	0
			7.2-	15.9-	9.4-		*	*	66.7+	11.4-	6.9-	.0
LEWISBURG PD	96		38	16	42.10	0	0	0	5	2	27	4
NUMERICAL CHANGE	95		37	19	51.35	0	0	0	1	7	24	4
PERCENT CHANGE			1+	3-	9.25-	0	0	0	4+	5-	3+	0
			2.7+	15.8-	18.0-			*	400.0+	71.4-	12.5+	.0
RAINELE PD	96		49	12	24.48	0	0	0	1	21	26	1
NUMERICAL CHANGE	95		51	15	29.41	0	0	0	2	11	37	1
PERCENT CHANGE			2-	3-	4.93-	0	0	0	1-	10+	11-	0
			3.9-	20.0-	16.8-				50.0-	90.9+	29.7-	.0
RONCEVERTE PD	96		10	5	50.00	0	0	0	0	2	6	2
NUMERICAL CHANGE	95		9	1	11.11	1	2	0	1	4	1	0
PERCENT CHANGE			1+	4+	38.89+	1-	2-	0	1-	2-	5+	2+
			11.3+	400.0+	350.0+		*		*	50.0-	500.0+	*
WHITE SULPHUR SPRINGS PD	96		19	4	21.05	0	0	0	4	6	8	1
NUMERICAL CHANGE	95		28	9	32.14	0	0	0	2	13	10	3
PERCENT CHANGE			9-	5-	11.09-	0	0	0	2+	7-	2-	2-
			32.1-	55.6-	34.5-				100.0+	53.8-	20.0-	66.7-
HAMPSHIRE CITY TOTAL	96		265	42	15.84	2	0	0	32	115	97	19
NUMERICAL CHANGE	95		284	59	20.77	2	3	0	16	129	116	18
PERCENT CHANGE			19-	17-	4.93-	0	3-	0	16+	14-	19-	1+
			6.7-	28.8-	23.7-	.0	*		100.0+	10.9-	16.4-	5.5+
RURAL	96		255	38	14.90	2	0	0	32	114	90	17
NUMERICAL CHANGE	95		260	57	21.92	1	3	0	15	123	102	16
PERCENT CHANGE			1.9-	33.3-	32.0-	1+	3-	0	17+	9-	12-	1+
			1.8-	100.0+	100.0+		*		113.3+	7.3-	11.3-	6.3+
SHERIFF	96		51	5	9.80	0	0	0	1	24	25	1
NUMERICAL CHANGE	95		45	5	11.11	0	0	0	1	22	21	1
PERCENT CHANGE			6+	0	1.31-	0	0	0	0	2+	4+	0
			13.3+	.0	11.8-				.0	9.1+	19.0+	.0

PART I OFFENSES

# PART I OFFENSES

## WEST VIRGINIA U C R CRIME INDEX REPORT

IDENTIFIER	POPULATION	CRIME RATE	TOTAL OFFEN	TOTAL CLEARED	PERCENT CLEARED	MURDER	RAPE	ROBBERY	FEL ASHLT	BREAK ENTER	LARCENY THEFT	M/V THEFT
STATE POLICE 96	204	16.17	33	2	0	0	0	0	31	90	65	16
NUMERICAL CHANGE	215	24.18	52	1	3	0	0	0	14	101	81	15
PERCENT CHANGE	11- 8.01-	33.1- 100.0+	51- 36.5-	1+	3-	0	0	0	17+	11-	16-	1+
	5.1-	33.1-	36.5-	100.0+	3-	0	0	0	121.4+	10.9-	19.8-	6.7+
MUNICIPAL 96	2,098	4.76	10	4	40.00	0	0	0	0	1	7	2
NUMERICAL CHANGE	2,101	11.42	24	2	8.33	1	0	0	1	6	14	2
PERCENT CHANGE	3-	6.66-	14-	2+	31.67+	1-	0	0	1-	5-	7-	0
	.1-	58.3-	58.3-	100.0+	380.2+	0	0	0	0	83.3-	50.0-	.0
ROMNEY PD 96	2,098	4.76	10	4	40.00	0	0	0	0	1	7	2
NUMERICAL CHANGE	2,101	11.42	24	2	8.33	1	0	0	1	6	14	2
PERCENT CHANGE	3-	6.66-	14-	2+	31.67+	1-	0	0	1-	5-	7-	0
	.1-	58.3-	58.3-	100.0+	380.2+	0	0	0	0	83.3-	50.0-	.0
HARICOCK CITY TOTAL 96	38,326	18.54	711	86	12.09	3	3	12	51	153	438	51
NUMERICAL CHANGE	38,370	14.90	572	117	20.45	0	5	5	37	124	373	28
PERCENT CHANGE	4-	3.64+	139+	31-	8.36-	3+	2-	7+	14+	29+	65+	23+
	.1-	24.4+	24.3+	26.5-	40.9-	0	40.0-	140.0+	37.8+	23.4+	17.4+	82.1+
RURAL 96	12,624	21.94	277	12	4.33	3	1	4	37	64	144	24
NUMERICAL CHANGE	12,638	8.86	112	15	13.39	0	1	1	8	27	66	9
PERCENT CHANGE	14-	13.08+	165+	3-	9.06-	3+	0	0	29+	37+	78+	15+
	.1-	147.6+	147.3+	20.0-	67.7-	0	0	0	300.0+	362.5+	118.2+	166.7+
SHERIFF 96	270	3.70	10	2	28.57	1	0	0	1	1	3	1
NUMERICAL CHANGE	105	14.28	15	0	0.00	0	0	0	0	0	5	2
PERCENT CHANGE	165+	10.58-	5-	2+	28.57+	1+	0	0	1+	1+	2-	1-
	157.1+	74.1-	33.3-	0	0	0	0	0	0	0	40.0-	50.0-
STATE POLICE 96	7	28.57	2	2	28.57	1	0	0	1	1	3	1
NUMERICAL CHANGE	0	0.00	0	2+	28.57+	0	0	0	0	0	5	2
PERCENT CHANGE	.0	0	0	0	0	0	0	0	0	0	0	0
MUNICIPAL 96	25,702	16.88	434	74	17.05	0	2	8	14	89	294	27
NUMERICAL CHANGE	25,732	17.87	460	102	22.17	0	4	4	29	97	307	19
PERCENT CHANGE	30-	.99-	26-	28-	5.12-	0	2-	4	15-	8-	13-	3+
	.1-	5.5-	5.7-	27.5-	23.1-	0	50.0-	100.0+	51.7-	8.2-	4.2-	42.1+
CHESTER PD 96	2,819	21.28	60	4	6.66	0	1	0	1	12	41	5
NUMERICAL CHANGE	2,823	17.35	49	3	6.12	0	0	0	1	9	38	0
PERCENT CHANGE	4-	3.93+	11+	1+	5.6+	0	1+	1-	0	3+	3+	5+
	.1-	22.7+	22.4+	33.3+	8.8+	0	0	0	0	33.3+	7.9+	0
WEIRTON PD 96	21,528	16.72	360	69	19.16	0	1	7	13	72	245	22
NUMERICAL CHANGE	21,552	17.90	386	91	23.57	0	4	3	27	84	251	17
PERCENT CHANGE	24-	1.18-	26-	22-	4.41-	0	3-	4+	14-	12-	5-	5+
	.1-	6.6-	6.7-	24.2-	18.7-	0	75.0-	133.3+	51.9-	14.3-	2.4-	29.4+



WEST VIRGINIA U C R CRIME INDEX REPORT

IDENTIFIER	POPULATION	CRIME RATE	TOTAL OFFEN	TOTAL CLEARED	PERCENT CLEARED	MURDER	RAPE	ROBBERY	FEL ASHLT	BREAK ENTER	LARCENY THEFT	M/V THEFT
NEW CUMBERLAND PD	1,355	10.33	14	1	7.14	0	0	1	0	5	8	0
NUMERICAL CHANGE	1,357	18.42	25	8	32.00	0	0	1	1	4	18	2
PERCENT CHANGE	.1-	8.09-	11-	7-	24.86-	0	0	1+	1-	1+	10-	2-
	.1-	43.9-	44.0-	87.5-	77.7-			*	*	25.0+	55.6-	*
*****												
HARDY CTY	11,502	19.30	222	47	21.17	0	0	1	13	126	73	9
NUMERICAL CHANGE	11,516	17.45	201	40	19.90	1	2	0	6	104	72	16
PERCENT CHANGE	.1-	10.6+	10.4+	17.5+	6.4+	1-	2-	1+	7+	22+	1+	7-
	.1-	10.6+	10.4+	17.5+	6.4+	*	*	*	116.7+	21.2+	1.4+	43.8-
*****												
RURAL	9,135	15.21	139	20	14.38	0	0	1	7	100	27	4
NUMERICAL CHANGE	9,146	14.32	131	11	8.39	1	2	0	1	93	22	12
PERCENT CHANGE	.1-	6.2+	6.1+	81.8+	71.4+	1-	2-	1+	6+	7+	5+	8-
	.1-	6.2+	6.1+	81.8+	71.4+	*	*	*	600.0+	7.5+	22.7+	66.7-
*****												
SHERIFF	96		7	2	28.57	0	0	0	1	3	3	0
NUMERICAL CHANGE	95		14	2	14.28	0	1	0	0	6	7	0
PERCENT CHANGE			7-	0	14.29+	0	1-	0	1+	3-	4-	0
			50.0-	.0	100.1+	*	*	*	*	50.0-	57.1-	
*****												
STATE POLICE	96		132	18	13.63	0	0	1	6	97	24	4
NUMERICAL CHANGE	95		117	9	7.69	1	1	0	1	87	15	12
PERCENT CHANGE			15+	9+	5.94+	1-	1-	1+	5+	10+	9+	8-
			12.8+	100.0+	77.2+	*	*	*	500.0+	11.5+	60.0+	66.7-
*****												
MUNICIPAL	2,367	35.06	83	27	32.53	0	0	0	6	26	46	5
NUMERICAL CHANGE	2,370	29.53	70	29	41.42	0	0	0	5	11	50	4
PERCENT CHANGE	.1-	5.53+	13+	2-	8.89-	0	0	0	1+	15+	4-	1+
	.1-	18.7+	18.6+	6.9-	21.5-				20.0+	136.4+	8.0-	25.0+
*****												
MOOREFIELD PD	2,367	35.06	83	27	32.53	0	0	0	6	26	46	5
NUMERICAL CHANGE	2,370	29.53	70	29	41.42	0	0	0	5	11	50	4
PERCENT CHANGE	.1-	5.53+	13+	2-	8.89-	0	0	0	1+	15+	4-	1+
	.1-	18.7+	18.6+	6.9-	21.5-				20.0+	136.4+	8.0-	25.0+
*****												
HARRISON CTY	70,887	20.03	1421	463	32.58	4	15	14	43	240	1033	72
NUMERICAL CHANGE	70,970	18.33	1301	439	33.74	2	8	9	33	258	932	54
PERCENT CHANGE	.1-	9.3+	9.2+	5.5+	3.4-	100.0+	87.5+	55.6+	13.2+	7.0-	10.8+	33.3+
	.1-	9.3+	9.2+	5.5+	3.4-	100.0+	87.5+	55.6+	13.2+	7.0-	10.8+	33.3+
*****												
RURAL	35,984	10.25	369	47	12.73	2	3	5	26	122	178	33
NUMERICAL CHANGE	36,025	10.98	396	61	15.40	1	4	1	26	136	200	28
PERCENT CHANGE	.1-	6.6-	6.8-	23.0-	17.3-	100.0+	25.0-	400.0+	.0	10.3-	11.0-	17.9+
	.1-	6.6-	6.8-	23.0-	17.3-	100.0+	25.0-	400.0+	.0	10.3-	11.0-	17.9+
*****												
SHERIFF	96		245	35	14.28	2	3	4	25	77	121	13
NUMERICAL CHANGE	95		270	45	16.66	1	3	1	25	80	146	14
PERCENT CHANGE			25-	10-	2.38-	1+	0	3+	.0	3.8-	25-	1-
			9.3-	22.2-	14.3-	100.0+	.0	300.0+	.0	3.8-	17.1-	7.1-



WEST VIRGINIA U C R CRIME INDEX REPORT

IDENTIFIER	POPULATION	CRIME RATE	TOTAL OFFENSES	TOTAL CLEARED	PERCENT CLEARED	MURDER	RAPE	ROBBERY	FEL ASHLT	BREAK ENTER	LARCENY THEFT	M/V THEFT
RURAL	19,576	9.34	183	17	9.28	0	0	0	3	67	93	20
NUMERICAL CHANGE	19,598	10.15	199	15	7.53	0	0	1	1	56	122	19
PERCENT CHANGE	22-	.81-	16-	2+	1.75+	0	0	1-	2+	11+	29-	1+
	.1-	8.0-	8.0-	13.3+	23.2+			*	200.0+	19.6+	23.8-	5.3+
SHERIFF	96	153	15	3	9.77	0	0	0	3	52	82	15
NUMERICAL CHANGE	95	159	6	9	3.77	0	0	1	1	44	100	13
PERCENT CHANGE	3.8-	150.0+	159.9+	6.03+	159.9+	0	0	1-	2+	8+	18-	3+
STATE POLICE	96	30	2	2	6.66	0	0	0	0	15	11	4
NUMERICAL CHANGE	95	40	9	22.50	22.50	0	0	0	0	12	22	6
PERCENT CHANGE	10+	15.84-	15.84-	70.4-	70.4-	0	0	0	0	3+	11-	2-
	25.0-	77.8-	77.8-						25.0+	50.0-	33.3-	
MUNICIPAL	7,151	19.99	143	45	31.46	0	1	2	2	15	115	8
NUMERICAL CHANGE	7,160	27.65	198	74	37.37	0	0	3	3	32	147	16
PERCENT CHANGE	9-	7.66-	55-	29-	5.91-	0	1+	2+	1-	17-	32-	8-
	.1-	27.7-	27.8-	39.2-	15.8-		*	*	33.3-	53.1-	21.8-	50.0-
RAVENSHOOD PD	96	6.37	26	14	53.84	0	0	0	2	4	18	2
NUMERICAL CHANGE	95	12.73	52	35	67.30	0	0	0	1	19	28	4
PERCENT CHANGE	5-	6.36-	26-	21-	13.46-	0	0	0	1+	15-	10-	2-
	.1-	50.0-	50.0-	60.0-	20.0-				100.0+	78.9-	35.7-	50.0-
RIPLEY PD	96	38.07	117	31	26.49	0	1	2	0	11	97	6
NUMERICAL CHANGE	95	47.44	146	39	26.71	0	0	0	2	13	119	12
PERCENT CHANGE	4-	9.37-	29-	8-	.22-	0	1+	2+	2-	2-	22-	6-
	.1-	19.8-	19.9-	20.5-	.8-		*	*	*	15.4-	18.5-	50.0-
JEFFERSON CTY TOTAL	38,969	23.63	921	219	23.77	3	4	17	21	182	642	52
NUMERICAL CHANGE	39,014	28.50	1112	223	20.05	3	4	12	20	278	736	59
PERCENT CHANGE	45-	4.87-	191-	4-	3.72+	0	0	5+	1+	96-	94-	7-
	.1-	17.1-	17.2-	1.8-	18.6+	.0	.0	41.7+	5.0+	34.5-	12.8-	11.9-
RURAL	30,994	17.93	556	133	23.92	1	1	7	10	139	361	37
NUMERICAL CHANGE	31,028	24.32	755	142	18.80	3	1	5	5	226	479	35
PERCENT CHANGE	.1-	6.39-	199-	9-	5.12+	2-	0	2+	5+	87-	118-	1+
		26.3-	26.4-	6.3-	27.2+	66.7-	.0	40.0+	100.0+	38.5-	24.6-	2.8+
SHERIFF	96	191	31	16.23	0	0	0	3	6	47	116	19
NUMERICAL CHANGE	95	250	19	7.60	1	0	0	2	1	94	138	14
PERCENT CHANGE	23.6-	63.2+	113.6+	8.63+	1-	0	0	1+	5+	47-	22-	5+
								50.0+	500.0+	50.0-	15.9-	35.7+
STATE POLICE	96	365	102	27.94	1	1	4	4	4	92	245	18
NUMERICAL CHANGE	95	505	123	24.35	2	1	3	4	4	132	341	22
PERCENT CHANGE	140-	21-	3.59+	14.7+	50.0-	0	0	33.3+	.0	40-	96-	4-
	27.7-	17.1-	14.7+					30.3-		30.3-	28.2-	18.2-

PART I OFFENSES

# PART I OFFENSES

## WEST VIRGINIA U C R CRIME INDEX REPORT

IDENTIFIER	MUNICIPAL	POPULATION	CRIME RATE	TOTAL OFFENSES	TOTAL CLEARED	PERCENT CLEARED	MURDER	RAPE	ROBBERY	FEL ASHLT	BREAK ENTER	LARCENY THEFT	M/V THEFT
	96	7,975	45.76	365	86	23.56	2	3	10	11	43	281	15
	95	7,986	44.69	357	81	22.68	0	3	7	15	52	257	23
			NUMERICAL CHANGE	8+	5+	.88+	2+	0	3+	4-	9-	24+	8-
			PERCENT CHANGE	2.2+	6.2+	3.9+	*	.0	42.9+	26.7-	17.3-	9.3+	34.8-
CHARLES TOWN PD	96	3,359	50.60	170	30	17.64	1	2	3	5	20	133	6
	95	3,363	41.03	138	24	17.39	0	1	2	9	20	98	8
			NUMERICAL CHANGE	32+	6+	.25+	1+	1+	1+	4-	0	35+	2-
			PERCENT CHANGE	23.5+	25.0+	1.4+	*	100.0+	50.0+	44.4-	.0	35.7+	25.0-
SHEPHERDSTON PD	96	1,387	23.07	32	3	9.37	1	0	2	2	0	25	2
	95	1,389	15.11	21	2	9.52	0	0	1	0	4	15	1
			NUMERICAL CHANGE	11+	1+	1.5-	1+	0	1	2+	4-	10+	1+
			PERCENT CHANGE	52.7+	50.0+	1.6-	*	100.0+	100.0+	*	*	66.7+	100.0+
RANSON PD	96	2,893	48.04	139	49	35.25	0	1	4	4	16	109	5
	95	2,897	61.78	179	52	29.05	0	1	4	6	21	133	14
			NUMERICAL CHANGE	40-	3-	6.20+	0	0	0	2-	5-	24-	9-
			PERCENT CHANGE	22.2-	22.3-	21.3+	.0	.0	.0	33.3-	23.8-	18.0-	64.3-
HARPERS FERRY PD	96	336	71.42	24	4	16.66	0	0	1	0	7	14	2
	95	337	56.37	19	3	15.78	0	1	0	0	7	11	0
			NUMERICAL CHANGE	5+	1+	.88+	0	1-	1+	0	0	3+	2+
			PERCENT CHANGE	26.7+	33.3+	5.6+		*	*	.0	.0	27.3+	*
*****													
KANAWHA CTY TOTAL	96	207,254	47.50	9856	1552	15.74	13	49	306	455	1872	6295	825
	95	207,386	45.92	9527	1404	14.73	13	75	356	488	1937	5884	774
			NUMERICAL CHANGE	329+	148+	1.01+	0	26-	50-	52-	65-	411+	111+
			PERCENT CHANGE	3.4+	10.5+	6.9+	.0	34.7-	14.0-	10.7-	3.4-	7.0+	14.3+
*****													
RURAL	96	103,823	21.23	2205	165	7.48	5	19	38	119	582	1153	289
	95	103,913	23.66	2460	190	7.72	4	21	49	136	720	1272	258
			NUMERICAL CHANGE	255-	25-	.24-	1+	2-	11-	17-	133-	119-	31+
			PERCENT CHANGE	10.3-	13.2-	3.1-	25.0+	9.5-	22.4-	12.5-	19.2-	9.4-	12.0+
SHERIFF	96		1626	78	4.79	4	4	10	37	84	503	780	208
	95		1746	80	4.58	4	4	15	39	64	559	889	176
			NUMERICAL CHANGE	120-	2-	.21+	.0	0	2-	20+	56-	109-	52+
			PERCENT CHANGE	6.9-	2.5-	4.6+	.0	33.3-	5.1-	31.3+	10.0-	12.3-	18.2+
STATE POLICE	96		579	87	15.02	1	1	9	1	35	79	373	81
	95		714	110	15.40	0	6	10	72	161	161	383	82
			NUMERICAL CHANGE	133-	23-	.38-	1+	3+	9-	37-	82-	10-	1-
			PERCENT CHANGE	18.9-	20.9-	2.5-	*	50.0+	90.0-	51.4-	50.9-	2.6-	1.2-
MUNICIPAL	96	103,431	73.90	7651	1387	18.12	8	30	268	317	1290	5142	596
	95	103,473	68.26	7067	1214	17.17	9	54	307	352	1217	4612	516
			NUMERICAL CHANGE	584+	173+	.95+	1-	24-	39-	35-	73+	530+	20+
			PERCENT CHANGE	8.3+	14.3+	5.5+	11.1-	44.4-	12.7-	9.9-	6.0+	11.5+	15.5+

WEST VIRGINIA U C R CRIME INDEX REPORT

IDENTIFIER	POPULATION	CRIME RATE	TOTAL OFFEN	TOTAL CLEARED	PERCENT CLEARED	MURDER	RAPE	ROBBERY	FEL ASSLT	BREAK ENTER	LARCENY THEFT	M/V THEFT
BELLE PD	1,366	1.46	2	0	.00	0	0	0	0	2	0	0
	1,368	2.19	3	1	33.33	0	0	1	0	2	0	0
		.73-	1-	1-	33.33-	0	0	1-	0	0	0	0
	.1-	33.3-	33.3-	*	*			*		.0		
CHARLESTON PD	56,204	108.68	6116	1126	18.41	7	26	248	302	1036	4041	456
	56,240	97.59	5486	1030	18.77	9	47	287	316	908	3529	390
	40+	11.09+	630+	96+	.36-	2-	21-	39-	14-	128+	512+	66+
	.1+	11.4+	11.5+	9.3+	1.9-	22.2-	44.7-	13.6-	4.4-	14.1+	14.5+	16.9+
DUNBAR PD	8,499	38.00	323	24	7.43	1	0	6	4	61	221	30
	8,509	40.07	341	23	6.74	1+	0	4	1	68	240	28
	10-	2.07-	18-	1+	.69+	1+	0	2+	3+	7-	19-	2+
	.1-	5.2-	5.3-	4.3+	10.2+	*	50.0+	300.0+	10.3-	7.9-	7.1+	
NITRO PD	6,693	31.82	213	6	2.81	0	0	4	0	52	138	19
	6,702	49.68	333	20	6.00	0	2-	3+	22-	70	205	33
	9-	17.86-	120-	14-	3.19-	0	2-	3+	22-	18-	67-	14-
	.1-	36.0-	36.0-	70.0-	53.2-		*	300.0+	*	25.7-	32.7-	42.4-
ST ALBANS PD	10,846	28.85	313	101	32.26	0	1	3	2	55	224	28
	10,858	27.25	296	33	11.14	0	1	1	0	75	201	18
	12-	1.60+	17+	68+	21.12+	0	0	2+	2+	20-	23+	10+
	.1-	5.9+	5.7+	206.1+	189.6+		.0	200.0+	*	26.7-	11.4+	55.6+
SOUTH CHARLESTON PD	13,438	39.21	527	100	18.97	0	1	7	9	51	403	50
	13,453	34.19	460	85	18.47	0	1	9	10	58	343	39
	15-	5.02+	67+	15+	.50+	0	0	2-	1-	7-	66+	11+
	.1-	14.7+	14.6+	17.6+	2.7+		.0	22.2-	10.0-	12.1-	19.2+	28.2+
CHESFPEAKE PD	1,656	12.07	20	2	10.00	0	0	0	0	6	8	6
	1,658	24.12	40	6	15.00	0	1	1	1	14	21	2
	2-	12.05-	20-	4-	5.00-	0	1-	1-	1-	8-	13-	4+
	.1-	50.0-	50.0-	66.7-	33.3-		*	*	*	57.1-	61.9-	200.0+
MARNET PD	1,921	28.11	54	5	9.25	0	1	0	0	7	44	2
	1,924	19.75	38	5	13.15	0	0	1	0	5	29	3
	3-	8.36+	16+	0	3.90-	0	1+	1-	0	2+	15+	1-
	.2-	42.3+	42.1+	.0	29.7-		*	*	*	40.0+	51.7+	33.3-
CLENDENIN PD	1,186	13.49	16	11	68.75	0	0	0	0	4	10	2
	1,188	8.41	10	5	50.00	0	0	1	0	4	2	3
	2-	5.08+	6+	6+	18.75+	0	0	1-	0	0	8+	1-
	.2-	60.4+	60.0+	120.0+	37.5+			*		.0	400.0+	33.3-
CEDAR GROVE PD	1,207	17.39	21	7	33.33	0	0	0	0	7	12	2
	1,209	17.36	21	0	0.00	0	0	1	1	9	10	0
	2-	.03+	0	7+	33.33+	0	0	1-	1-	2-	2+	2+
	.2-	.2+	.0	*	*			*	*	22.2-	20.0+	*
II VA ST COLLEGE SECURITY	375	122.66	46	5	10.86	0	1	0	0	9	35	1
	400	97.50	39	6	15.38	0	2	0	1	4	32	0
	25-	25.16+	7+	1-	4.52-	0	1-	0	1-	5+	3+	1+
	6.3-	25.8+	17.9+	16.7-	29.4-		50.0-		*	125.0+	9.4+	*

PART I OFFENSES

# PART I OFFENSES

## WEST VIRGINIA U C R CRIME INDEX REPORT

IDENTIFIER	POPULATION	CRIME RATE	TOTAL OFFEN	TOTAL CLEARED	PERCENT CLEARED	MURDER	RAPE	ROBBERY	FEL ASHLT	BREAK ENTER	LARCENY THEFT	M/V THEFT
LEWIS CTY	17,551	12.59	221	57	25.79	0	0	0	24	44	139	14
	17,571	12.06	212	66	31.13	0	0	0	17	54	126	14
NUMERICAL CHANGE	20-	53+	9+	9-	5.34-	0	0	0	1-	10-	13+	0
PERCENT CHANGE	.1-	4.4+	4.2+	13.6-	17.2-	*	*	*	41.2+	18.5-	10.3+	.0
RURAL	12,534	9.57	120	21	17.50	0	0	0	5	32	73	10
	12,548	9.32	117	26	22.22	0	0	0	1	37	72	7
NUMERICAL CHANGE	14-	25+	3+	5-	4.72-	0	0	0	4+	5-	1+	3+
PERCENT CHANGE	.1-	2.7+	2.6+	19.2-	21.2-				400.0+	13.5-	1.4+	42.9+
SHERIFF	61	13.11	8	8	100.0	0	0	0	4	14	40	3
	62	14.51	9	9	100.0	0	0	0	1	16	42	3
NUMERICAL CHANGE	1-	1.40-	1-	1-	1.40-	0	0	0	3+	2-	2-	0
PERCENT CHANGE	1.6-	11.1-	1.6-	11.1-	9.6-				300.0+	12.5-	4.8-	.0
STATE POLICE	59	22.03	13	13	100.0	0	0	0	1	18	33	7
	55	30.90	17	17	100.0	0	0	0	0	21	30	4
NUMERICAL CHANGE	4+	8.87-	4+	4-	8.87-	0	0	0	1+	3-	3+	3+
PERCENT CHANGE	7.3+	23.5-	7.3+	23.5-	28.7-				*	14.3-	10.0+	75.0+
MUNICIPAL	5,017	20.13	101	36	35.64	0	0	0	19	12	66	4
	5,023	18.91	95	40	42.10	0	0	0	16	17	54	7
NUMERICAL CHANGE	6-	1.22+	6+	4-	6.66-	0	0	0	1-	5-	12+	3-
PERCENT CHANGE	.1-	6.5+	6.3+	10.0-	15.3-				18.8+	29.4-	22.2+	42.9-
WESTON PD	5,017	20.13	101	36	35.64	0	0	0	19	12	66	4
	5,023	18.91	95	40	42.10	0	0	0	16	17	54	7
NUMERICAL CHANGE	6-	1.22+	6+	4-	6.66-	0	0	0	1-	5-	12+	3-
PERCENT CHANGE	.1-	6.5+	6.3+	10.0-	15.3-				18.8+	29.4-	22.2+	42.9-
LINCOLN CTY	21,949	11.43	252	46	18.25	2	12	1	18	73	105	41
	21,973	14.15	311	77	24.75	0	10	1	36	127	97	40
NUMERICAL CHANGE	24-	2.67-	59-	31-	6.50-	2+	2+	0	18-	54-	8+	1+
PERCENT CHANGE	.1-	18.9-	19.0-	40.3-	26.3-	*	20.0+	.0	50.0-	42.5-	8.2+	2.5+
RURAL	21,949	11.48	252	46	18.25	2	12	1	18	73	105	41
	21,973	14.15	311	77	24.75	0	10	1	36	127	97	40
NUMERICAL CHANGE	24-	2.67-	59-	31-	6.50-	2+	2+	0	18-	54-	8+	1+
PERCENT CHANGE	.1-	18.9-	19.0-	40.3-	26.3-	*	20.0+	.0	50.0-	42.5-	8.2+	2.5+
SHERIFF	0	.00	0	0	.00	0	0	0	0	0	0	0
	0	.00	0	0	.00	0	0	0	0	0	0	0
NUMERICAL CHANGE	0	.00	0	0	.00	0	0	0	0	0	0	0
PERCENT CHANGE	0	.00	0	0	.00							
STATE POLICE	252	18.25	46	46	100.0	2	12	1	18	73	105	41
	311	24.75	77	77	100.0	0	10	1	36	127	97	40
NUMERICAL CHANGE	59-	6.50-	31-	31-	6.50-	2+	2+	0	18-	54-	8+	1+
PERCENT CHANGE	19.0-	26.3-	40.3-	40.3-	26.3-	*	20.0+	.0	50.0-	42.5-	8.2+	2.5+

WEST VIRGINIA U C R CRIME INDEX REPORT

IDENTIFIER	POPULATION	CRIME RATE	TOTAL OFFEN	TOTAL CLEARED	PERCENT CLEARED	MURDER	RAPE	ROBBERY	FEL ASHLT	BREAK ENTER	LARCENY THEFT	M/V THEFT
LOGAN CITY	42,980	12.49	537	98	18.24	0	3	7	31	167	238	91
	43,029	15.75	678	84	12.38	1	6	9	19	214	300	129
NUMERICAL CHANGE	49-	3.26-	141-	14+	5.86+	1-	3-	2-	12+	47-	62-	33-
PERCENT CHANGE	.1-	20.7-	20.8-	16.7+	47.3+	*	50.0-	22.2-	63.2+	22.0-	20.7-	29.5-
RURAL	38,392	12.99	499	67	13.42	0	3	7	23	156	226	84
	38,434	17.06	656	72	10.97	1	6	7	15	207	298	122
NUMERICAL CHANGE	42-	4.07-	157-	5-	2.45+	1-	3-	0	8+	51-	72-	38-
PERCENT CHANGE	.1-	23.9-	25.9-	6.9-	22.3+	*	50.0-	.0	53.3+	24.6-	24.2-	31.1-
SHERIFF	96	115	13	13	11.30	0	1	5	8	44	42	15
	95	125	33	33	26.40	1	2	3	12	55	36	16
NUMERICAL CHANGE		10-	20-	20-	15.10-	1-	1-	2+	4-	11-	6+	1-
PERCENT CHANGE		8.0-	60.6-	57.2-		*	50.0-	66.7+	33.3-	20.0-	16.7+	6.3-
STATE POLICE	96	384	54	54	14.06	0	2	2	15	112	184	69
	95	531	39	39	7.34	0	4	4	3	152	262	105
NUMERICAL CHANGE		147-	15+	15+	6.72+	0	2-	2-	12+	40-	78-	37-
PERCENT CHANGE		27.7-	38.5+	91.6+			50.0-	50.0-	400.0+	26.3-	29.8-	34.9-
MUNICIPAL	96	4,588	38	31	81.57	0	0	0	8	11	12	7
	95	4,595	22	12	54.54	0	0	2	4	7	2	7
NUMERICAL CHANGE	7-	3.50+	16+	19+	27.03+	0	0	2-	4+	4+	10+	0
PERCENT CHANGE	.2-	73.2+	72.7+	158.3+	49.6+			*	100.0+	57.1+	500.0+	.0
LOGAN PD	96	2,190	18	19	105.55	0	0	0	2	4	11	1
	95	5,92	13	9	69.23	0	0	1	4	4	10	3
NUMERICAL CHANGE	3-	2.29+	5+	10+	36.32+	0	0	1-	2-	0	1+	2-
PERCENT CHANGE	.1-	38.7+	38.5+	111.1+	52.5+			*	50.0-	.0	1000.0+	65.7-
MAN PD	96	907	12.12	11	8	72.72	0	0	5	6	0	0
	95	908	1.10	1	0	.00	0	0	1	0	0	0
NUMERICAL CHANGE	1-	11.02+	10+	8+	72.72+	0	0	0	5+	5+	0	0
PERCENT CHANGE	.1-	1001.8+	1000.0+	*				*	500.0+			
CHAPEL HILL PD	96	1,232	7.30	9	44.44	0	0	0	1	1	1	6
	95	1,234	5.67	7	42.85	0	0	1	0	2	0	4
NUMERICAL CHANGE	2-	1.63+	2+	1+	1.59+	0	0	1-	1+	1-	1+	2+
PERCENT CHANGE	.2-	28.7+	28.6+	33.3+	3.7+			*	50.0-	*	50.0-	50.0+
MITCHELL HEIGHTS PD	96	259	.00	0	.00	0	0	0	0	0	0	0
	95	260	3.84	1	0	0	0	0	0	0	1	0
NUMERICAL CHANGE	1-	3.84-	1-	0	.00	0	0	0	0	0	1-	0
PERCENT CHANGE	.4-	.0	*								*	*
MCDONELL CITY	96	33,127	6.00	199	96	48.24	2	1	5	37	112	19
	95	33,166	5.72	190	114	60.00	8	4	5	51	83	17
NUMERICAL CHANGE	39-	.28+	9+	18-	11.76-	6-	3-	0	1+	14-	29+	2+
PERCENT CHANGE	1-	4.9+	4.7+	15.8-	19.6-	75.0-	75.0-	.0	4.5+	27.5-	34.9+	11.8+

PART I OFFENSES

# PART I OFFENSES

## WEST VIRGINIA U C R CRIME INDEX REPORT

IDENTIFIER	POPULATION	CRIME RATE	TOTAL OFFENSES	TOTAL CLEARED	PERCENT CLEARED	MURDER	RAPE	ROBBERY	FEL ASLTT	BREAK ENTER	LARCENY THEFT	M/V THEFT
RURAL	27,300	3.44	94	80	85.10	2	0	2	21	21	35	12
	27,330	3.76	103	82	79.61	8	4	5	16	27	33	10
		.52-	9-	2-	5.49+	6-	4-	3-	5+	6-	3+	2+
	.1-	8.5-	8.7-	2.4-	6.9+	75.0-	* 60.0-	* 31.3+	* 22.2-	* 9.1+	* 20.0+	
SHERIFF												
	96	52	44	84.61	0	0	0	11	12	26	3	
	95	50	44	88.00	0	1	0	11	8	24	2	
		2+	0	3.39-	2-	1-	2-	0	4+	2+	1+	
		4.0+	.0	3.9-	* 3.9-	* 50.0+	* 8.3+	* 50.0+	* 8.3+	* 50.0+		
STATE POLICE												
	96	42	36	85.71	2	0	2	10	9	10	9	
	95	53	38	71.69	6	3	3	5	19	19	8	
		11-	2-	14.02+	4-	3-	1-	5+	10-	1+	1+	
		20.8-	5.3-	19.6+	66.7-	* 33.3-	* 100.0+	* 52.6-	* 11.1+	* 12.5+		
MUNICIPAL												
	96	18.01	105	16	15.23	0	1	3	2	16	76	7
	95	14.90	87	32	36.78	0	0	0	6	24	50	7
		3.11+	18+	16-	21.55-	0	1+	3+	4-	8-	26+	0
	.2-	20.9+	20.7+	50.0-	58.6-		* 66.7-	* 33.3-	* 52.0+			
WAR PD												
	96	10.38	11	0	.00	0	0	1	0	2	8	0
	95	.00	0	0	.00	0	0	0	0	0	0	0
		10.38+	11+	0	.00	0	0	1+	0	2+	8+	0
		.0	* 11+				* 1+	* 0	* 2+	* 8+		
WELCH PD												
	96	28.15	88	13	14.77	0	1	2	2	11	65	7
	95	23.96	75	25	33.33	0	0	0	4	17	50	4
		4.19+	13+	12-	18.56-	0	1+	2+	2-	6-	15+	3+
	.1-	17.5+	17.3+	48.0-	55.7-		* 50.0-	* 35.3-	* 30.0+	* 75.0+		
NORTH FORM PD												
	96	.00	0	0	.00	0	0	0	0	0	0	0
	95	4.53	3	3	100.00	0	0	0	0	2	0	1
		4.53-	3-	3-	100.00-	0	0	0	0	2-	0	1-
		.0	* 3-	* 3-								
DAVY PD												
	96	.00	0	0	.00	0	0	0	0	0	0	0
	95	2.43	1	1	100.00	0	0	0	1	0	0	0
		2.43-	1-	1-	100.00-	0	0	0	1-	0	0	0
		.0	* 1-	* 1-					* 1-			
KIMBALL PD												
	96	10.47	6	3	50.00	0	0	0	0	3	3	0
	95	13.93	8	3	37.50	0	0	0	1	5	0	2
		3.46-	2-	0	12.50+	0	0	0	1-	2-	3+	2-
	.2-	24.8-	25.0-	.0	33.3+		* 40.0-					
MARION CTY												
TOTAL	58,218	13.83	806	133	16.50	1	8	14	24	187	505	67
	95	16.66	972	132	13.58	1	8	14	25	199	662	63
		2.83-	166-	1+	2.92+	0	0	0	0	1-	157-	4+
	.1-	17.0-	17.1-	.8+	21.5+	.0	.0	.0	4.0-	6.0-	23.7-	6.3+



WEST VIRGINIA U C R CRIME INDEX REPORT

IDENTIFIER	POPULATION	CRIME RATE	TOTAL OFFEN	TOTAL CLEARED	PERCENT CLEARED	MURDER	RAPE ROBBERY	FEL ASLTT	BREAK ENTER	LARCENY THEFT	M/V THEFT
RURAL	34,326	6.90	237	41	17.29	0	1	9	71	109	43
95	34,365	8.66	298	36	12.08	0	2	9	83	173	28
NUMERICAL CHANGE		1.76-	61-	5+	5.21+	0	1-	0	12-	64-	13+
PERCENT CHANGE		20.3-	20.5-	13.9+	43.1+	0	50.0-	33.3+	14.5-	37.0-	53.6+
SHERIFF	170										
96	28	16.47	170	28	16.47	0	1	8	49	82	27
95	31	13.67	230	31	13.67	0	2	8	58	140	19
NUMERICAL CHANGE		3.00+	60-	3-	3.00+	0	1-	0	9-	58-	8+
PERCENT CHANGE		26.1-	26.1-	9.7-	22.3+	0	50.0-	0	15.5-	41.4-	42.1+
STATE POLICE	67										
96	13	19.60	67	13	19.60	0	0	1	22	27	16
95	5	7.35	68	5	7.35	0	0	1	25	33	9
NUMERICAL CHANGE		1-	1-	8+	12.05+	0	0	0	3-	6-	7+
PERCENT CHANGE		1.5-	1.5-	160.0+	163.9+	0	0	0	12.0-	18.2-	77.8+
MUNICIPAL	23,892	23.81	569	92	16.16	1	7	15	116	396	24
95	23,920	28.17	674	96	14.24	1	6	16	116	439	35
NUMERICAL CHANGE		4.36-	105-	4-	1.92+	0	1+	1-	0	93-	11-
PERCENT CHANGE		15.5-	15.6-	4.2-	13.5+	0	16.7+	6.3-	0	19.0-	31.4-
FAIRMONT PD	20,671	25.49	527	78	14.80	1	6	15	105	367	23
95	20,694	31.11	644	82	12.73	1	5	16	109	469	34
NUMERICAL CHANGE		5.62-	117-	4-	2.07+	0	1+	1-	4-	102-	11-
PERCENT CHANGE		18.1-	18.2-	4.9-	16.3+	0	20.0+	6.3-	3.7-	21.7-	32.4-
HARRINGTON PD	2,183	12.36	27	11	40.74	0	0	0	10	16	1
95	2,186	12.80	28	13	46.42	0	1	0	6	19	1
NUMERICAL CHANGE		.44-	1-	2-	5.68-	0	1-	0	4+	3-	0
PERCENT CHANGE		3.4-	3.6-	15.4-	12.2-	0	0	0	56.7+	15.8-	0
MONONGAH PD	1,038	14.45	15	3	20.00	0	1	0	1	13	0
95	1,040	1.92	2	1	50.00	0	0	0	1	1	0
NUMERICAL CHANGE		12.53+	13+	2+	30.00-	0	1+	0	0	12+	0
PERCENT CHANGE		652.6+	650.0+	200.0+	60.0-	0	0	0	0	1200.0+	0
MARSHALL CITY TOTAL	37,366	18.03	674	183	27.15	0	2	25	192	409	40
95	37,409	22.31	835	222	26.58	3	4	14	219	543	66
NUMERICAL CHANGE		4.28-	161-	39-	.57+	3-	2-	11+	127-	134-	6-
PERCENT CHANGE		19.2-	19.3-	17.6-	2.1+	0	50.0-	78.6+	12.3-	24.7-	13.0-
RURAL	20,094	5.97	120	36	30.00	0	1	5	68	37	8
95	20,116	8.25	166	49	29.51	2	4	8	77	62	11
NUMERICAL CHANGE		2.28-	46-	13-	.49+	2-	3-	3-	9-	25-	3-
PERCENT CHANGE		27.6-	27.7-	26.5-	1.7+	0	75.0-	37.5-	11.7-	40.3-	27.3-
SHERIFF	102										
96	29	28.43	102	29	28.43	0	0	4	60	32	5
95	153	28.75	153	44	28.75	1	4	7	68	61	10
NUMERICAL CHANGE		51-	51-	15-	.32-	1-	4-	3-	8-	29-	5-
PERCENT CHANGE		33.3-	33.3-	34.1-	1.1-	0	50.0-	42.9-	11.8-	47.5-	50.0-

PART I OFFENSES

# PART I OFFENSES

## WEST VIRGINIA U C R CRIME INDEX REPORT

IDENTIFIER	POPULATION	CRIME RATE	TOTAL OFFEN	TOTAL CLEARED	PERCENT CLEARED	MURDER	RAPE	ROBBERY	FEL ASHLT	BREAK ENTER	LARCENY THEFT	M/V THEFT
STATE POLICE 96	18	7	38.88	0	1	0	1	0	1	8	5	3
STATE POLICE 95	13	5	38.46	1	1	0	0	0	1	9	1	2
NUMERICAL CHANGE	5+	2+	42+	1-	1+	0	0	0	0	1-	4+	2+
PERCENT CHANGE	38.5+	40.0+	1.1+	*	*	*	*	*	0	11.1-	400.0+	200.0+
MUNICIPAL 96	554	147	26.53	0	1	5	20	124	372	142	481	32
MUNICIPAL 95	669	173	25.85	1	0	4	6	142	481	18-	109-	35
NUMERICAL CHANGE	6.61-	115-	26-	1-	1+	1+	14+	18-	109-	12.7-	22.7-	8.6-
PERCENT CHANGE	17.1-	15.0-	2.6+	*	*	25.0+	233.3+	12.7-	22.7-	12.7-	22.7-	8.6-
BERHOOD PD 96	48.50	74	94.87	0	0	0	0	4	71	4	71	3
BERHOOD PD 95	68.32	110	95.45	0	0	0	0	1	109	1	109	0
NUMERICAL CHANGE	19.82-	32-	31-	0	0	0	0	3+	38-	3+	38-	3+
PERCENT CHANGE	29.0-	29.1-	29.5-	0	0	0	0	300.0+	34.9-	300.0+	34.9-	*
CAMERON PD 96	1.69	2	0	0	0	0	0	0	0	0	2	0
CAMERON PD 95	2.53	3	66.66	0	0	0	0	1	0	1	0	2
NUMERICAL CHANGE	0.84-	1-	2-	0	0	0	0	1-	2+	1-	2+	2-
PERCENT CHANGE	33.2-	33.3-	*	0	0	0	0	*	*	*	*	*
GLEN DALE PD 96	9.93	16	18.75	0	0	0	0	4	11	4	11	1
GLEN DALE PD 95	14.87	24	14.16	0	0	0	1	3	18	3	18	2
NUMERICAL CHANGE	4.94-	8-	14.59+	0	0	0	1-	1+	7-	1+	7-	1-
PERCENT CHANGE	33.2-	33.3-	200.0+	0	0	0	*	33.3+	38.9-	33.3+	38.9-	50.0-
MCMECHAN PD 96	10.74	22	13.63	0	0	0	0	3	17	3	17	1
MCMECHAN PD 95	12.68	26	11.53	1	0	0	1	15	9	15	9	0
NUMERICAL CHANGE	1.94-	4-	2.10+	1-	0	0	0	12-	8+	12-	8+	1+
PERCENT CHANGE	15.3-	15.4-	0	*	*	*	0	80.0-	88.9+	80.0-	88.9+	*
MOUNDSVILLE PD 96	40.27	67	15.36	0	1	5	19	113	271	113	271	27
MOUNDSVILLE PD 95	46.69	62	12.25	0	0	4	4	122	345	122	345	31
NUMERICAL CHANGE	6.42-	5+	3.11+	0	1+	1+	15+	9-	74-	9-	74-	4-
PERCENT CHANGE	13.8-	8.1+	25.4+	0	*	25.0+	375.0+	7.4-	21.4-	7.4-	21.4-	12.9-
MASON CTY TOTAL 96	13.89	82	23.22	2	1	0	21	78	220	78	220	31
MASON CTY TOTAL 95	13.80	65	18.51	2	0	1	20	87	214	87	214	27
NUMERICAL CHANGE	.09+	2+	4.71+	0	1+	1-	1+	9-	6+	9-	6+	4+
PERCENT CHANGE	.7+	.6+	25.4+	0	*	*	5.0+	10.3-	2.8+	10.3-	2.8+	14.8+
RURAL 96	9.91	37	21.14	1	0	0	17	46	93	46	93	18
RURAL 95	10.13	50	27.93	2	0	0	20	44	94	44	94	18
NUMERICAL CHANGE	2.2-	4-	6.79-	1-	0	1-	3-	2+	1-	2+	1-	0
PERCENT CHANGE	2.2-	2.2-	26.0-	50.0-	0	*	15.0-	4.5+	1.1-	4.5+	1.1-	0
SHERIFF 96	132	16	12.12	1	0	0	4	35	80	35	80	12
SHERIFF 95	149	30	20.13	2	0	0	10	34	86	34	86	16
NUMERICAL CHANGE	17-	14-	8.01-	1-	0	0	6-	1+	6-	1+	6-	4-
PERCENT CHANGE	11.4-	46.7-	39.8-	50.0-	0	*	60.0-	2.9+	7.0-	2.9+	7.0-	25.0-



# PART I OFFENSES

## WEST VIRGINIA U C R CRIME INDEX REPORT

IDENTIFIER	POPULATION	CRIME RATE	TOTAL OFFEN	TOTAL CLEARED	PERCENT CLEARED	MURDER	RAPE	ROBBERY	FEL ASSLT	BREAK ENTER	LARCENY THEFT	M/V THEFT
BLUEFIELD PD	12,620	25.29	294	36	12.24	1	0	16	37	75	155	10
	12,634	26.19	331	33	9.96	3	0	11	23	102	184	8
	14-	2.90-	37-	3+	2.28+	2-	0	5+	14+	27-	29-	2+
	.1-	11.1-	11.2-	9.1+	22.9+	66.7-		45.5+	60.9+	26.5-	15.8-	25.0+
PRINCETON PD	7,214	62.51	451	73	16.18	4	2	11	28	66	309	31
	7,222	43.89	317	76	23.97	1	1	8	20	50	237	20
	8-	18.62+	134+	3-	7.79-	3+	1+	3+	8+	36+	72+	11+
	.1-	42.4+	42.3+	3.9-	32.5-	300.0+	100.0+	37.5+	40.0+	120.0+	30.4+	55.0+
CONCORD COL SECURITY	735	27.21	20	1	5.00	0	0	0	0	8	12	0
	750	41.33	31	3	9.67	0	0	0	0	16	14	1
	15-	14.12-	11-	2-	4.67-	0	0	0	0	8-	2-	1-
	2.0-	34.2-	35.5-	66.7-	48.3-					50.0-	14.3-	
*****												
MINERAL CTY TOTAL	27,298	16.11	440	132	30.00	0	4	5	45	81	272	35
	27,330	16.20	443	132	29.79	1	2	1	24	106	290	19
	32-	.09-	3-	0	.21+	1-	2+	4+	21+	25-	18-	1+
	.1-	.6-	.7+	0	.7+	* 100.0+	400.0+	87.5+	23.6-	6.2-	73.7+	
*****												
RURAL	20,343	9.14	186	57	30.64	0	3	0	36	52	73	22
	20,366	8.15	166	48	28.91	0	2	0	21	70	62	11
	23-	.99+	20+	9+	1.73+	0	1+	0	15+	18-	11+	11+
	.1-	12.1+	12.0+	18.8+	6.0+		50.0+		71.4+	25.7-	17.7+	100.0+
SHERIFF	96	41	16	39.02	0	2	0	0	3	11	19	6
	95	31	9	29.03	0	1	0	0	2	15	11	1
		10+	7+	9.99+	0	1+	0	0	1+	5-	8+	5+
		32.3+	77.8+	34.4+		100.0+			50.0+	31.3-	72.7+	500.0+
STATE POLICE	96	145	41	28.27	0	1	0	0	33	41	54	16
	95	135	39	28.88	0	1	0	0	19	54	51	10
		10+	2+	.61-	0	0	0	0	14+	13-	3+	6+
		7.4+	5.1+	2.1-		.0			73.7+	24.1-	5.9+	60.0+
MUNICIPAL	6,955	36.52	254	75	29.52	0	1	5	9	29	199	11
	6,964	39.77	277	84	30.32	1	0	1	3	36	228	8
	9-	3.25-	23-	9-	.80-	1-	1+	4+	6+	7-	29-	3+
	.1-	8.2-	8.3-	10.7-	2.6-	* 400.0+	200.0+	19.4-	12.7-	12.7-	37.5+	
KEYSER PD	5,945	38.51	229	64	27.94	0	1	5	4	24	187	8
	5,952	41.49	247	75	30.36	1	0	1	2	22	215	6
	7-	2.98-	18-	11-	2.42-	1-	1+	4+	2+	2+	28-	2+
	.1-	7.2-	7.3-	14.7-	8.0-	* 400.0+	100.0+	9.1+	13.0-	13.0-	33.3+	
PIEDMONT PD	1,010	24.75	25	11	44.00	0	0	0	5	5	12	3
	1,012	29.64	30	9	30.00	0	0	0	1	14	13	2
	2-	4.89-	5-	2+	14.00+	0	0	0	4+	9-	1-	1+
	.2-	16.5-	16.7-	22.2+	46.7+				400.0+	64.3-	7.7-	50.0+

WEST VIRGINIA U C R CRIME INDEX REPORT

IDENTIFIER	POPULATION	CRIME RATE	TOTAL OFFEN	TOTAL CLEARED	PERCENT CLEARED	MURDER	RAPE	ROBBERY	FEL ASSTLT	BREAK ENTER	LARCENY THEFT	M/V THEFT
*****	*****	*****	*****	*****	*****	*****	*****	*****	*****	*****	*****	*****
MINCO CTY	34,018	9.46	322	83	25.77	2	2	5	50	67	124	72
NUMERICAL CHANGE	34,057	13.97	476	123	25.84	5	1	4	72	115	193	85
PERCENT CHANGE	39-	4.51-	154-	40-	.07-	3-	1+	1+	22-	48-	69-	14-
*****	*****	*****	*****	*****	*****	*****	*****	*****	*****	*****	*****	*****
RURAL	28,145	8.34	235	52	22.12	2	2	2	33	56	81	59
NUMERICAL CHANGE	28,176	12.27	346	86	24.85	5	1	3	58	93	116	70
PERCENT CHANGE	.1-	32.0-	11.1-	39.5-	11.0-	60.0-	100.0+	33.3-	43.1-	39.8-	30.2-	15.7-
*****	*****	*****	*****	*****	*****	*****	*****	*****	*****	*****	*****	*****
SHERIFF	96	55	9	9	16.36	0	0	1	3	4	25	22
NUMERICAL CHANGE	95	103	31	31	30.09	4	0	1	21	22	43	12
PERCENT CHANGE	96	48-	22-	48-	13.73-	4-	0	0	18-	18-	18-	19+
*****	*****	*****	*****	*****	*****	*****	*****	*****	*****	*****	*****	*****
STATE POLICE	96	180	43	43	23.88	2	2	1	30	52	56	37
NUMERICAL CHANGE	95	243	55	55	22.63	1	1	2	37	71	73	58
PERCENT CHANGE	96	63-	12-	12-	1.25+	1+	1+	1-	7-	19-	17-	21-
*****	*****	*****	*****	*****	*****	*****	*****	*****	*****	*****	*****	*****
MUNICIPAL	5,873	14.81	87	31	35.63	0	0	3	17	11	43	13
NUMERICAL CHANGE	5,881	22.10	130	37	28.46	0	0	1	14	22	77	15
PERCENT CHANGE	.1-	33.0-	33.1-	16.2-	25.2+	0	0	2+	3+	11-	34-	3-
*****	*****	*****	*****	*****	*****	*****	*****	*****	*****	*****	*****	*****
WILLIAMSON PD	4,174	16.53	69	24	34.78	0	0	2	14	8	35	10
NUMERICAL CHANGE	4,179	25.36	106	27	25.47	0	0	1	10	14	71	10
PERCENT CHANGE	.1-	8.83-	37-	3-	9.31+	0	0	1+	4+	6-	36-	0
*****	*****	*****	*****	*****	*****	*****	*****	*****	*****	*****	*****	*****
KERMIT PD	343	34.98	12	5	41.66	0	0	1	2	0	7	2
NUMERICAL CHANGE	344	49.41	17	8	47.05	0	0	0	2	5	5	5
PERCENT CHANGE	.3-	14.43-	5-	3-	5.39-	0	0	1+	0	5-	2+	3-
*****	*****	*****	*****	*****	*****	*****	*****	*****	*****	*****	*****	*****
DELBASTON PD	729	8.23	6	2	33.33	0	0	0	1	3	1	1
NUMERICAL CHANGE	730	9.58	7	2	28.57	0	0	0	2	3	1	1
PERCENT CHANGE	.1-	14.1-	14.3-	.0	16.7+	0	0	0	1-	0	0	0
*****	*****	*****	*****	*****	*****	*****	*****	*****	*****	*****	*****	*****
MATEMAN PD	627	.00	0	0	.00	0	0	0	0	0	0	0
NUMERICAL CHANGE	628	.00	0	0	.00	0	0	0	0	0	0	0
PERCENT CHANGE	.2-	.00	0	0	.00	0	0	0	0	0	0	0
*****	*****	*****	*****	*****	*****	*****	*****	*****	*****	*****	*****	*****
MONONGALIA CTY TOTAL	78,208	33.75	2641	476	18.02	1	27	15	88	552	1785	173
NUMERICAL CHANGE	78,296	35.79	2803	384	13.69	2	29	25	81	652	1865	145
PERCENT CHANGE	.1-	5.7-	5.8-	24.0+	31.6+	1-	6.9-	40.0-	8.6+	15.3-	4.3-	16.1+
*****	*****	*****	*****	*****	*****	*****	*****	*****	*****	*****	*****	*****

PART I OFFENSES

# PART I OFFENSES

## WEST VIRGINIA U C R CRIME INDEX REPORT

IDENTIFIER	POPULATION	CRIME RATE	TOTAL OFFEN	TOTAL CLEARED	PERCENT CLEARED	MURDER	RAPE	ROBBERY	FEL ASHLT	BREAK ENTER	LARCENY THEFT	M/V THEFT
RURAL	41,453	15.09	626	54	8.62	0	7	2	5	225	319	68
	41,699	17.79	742	42	5.66	2	6	2	3	261	385	83
	246-	2.70-	116-	12+	2.96+	2-	1+	0	2+	36-	66-	15-
	.6-	15.2-	15.6-	28.6+	52.3+	*	16.7+	.0	66.7+	13.8-	17.1-	18.1-
SHERIFF	96	312	11	3.52	0	3	1	0	0	91	197	20
	95	358	14	3.91	0	4	2	1	1	86	246	17
		46-	3-	3.39-	2-	1-	1-	1-	1-	5+	49-	3+
		12.8-	21.4-	10.0-	*	25.0-	50.0-	*	*	5.8+	19.9-	17.6+
STATE POLICE	96	314	43	13.69	0	4	1	5	5	134	122	48
	95	384	28	7.29	0	2	0	2	2	175	139	45
		70-	15+	6.40+	0	2+	1+	3+	3+	41-	17-	18-
		18.2-	53.6+	87.8+	0	100.0+	*	150.0+	23.4-	12.2-	27.3-	
MUNICIPAL	36,755	54.80	2015	422	20.94	1	20	13	83	327	1466	105
	36,597	56.30	2041	342	16.59	0	23	23	78	391	1480	66
	158+	1.50-	46-	80+	4.35+	1+	3-	10-	5+	64-	14-	39+
	.4+	2.7-	2.2-	23.4+	26.2+	*	13.0-	43.5-	6.4+	16.4-	.9-	59.1+
MORGANTOWN PD	96	1281	288	22.48	0	13	11	72	249	869	66	66
	95	1403	288	19.10	0	19	17	64	310	944	49	49
	29-	4.53-	122-	3.58+	1+	6-	6-	8+	61-	75-	17+	17+
	.1-	8.6-	8.7-	17.7+	*	31.6-	35.3-	12.5-	19.7-	7.9-	34.7+	
STAR CITY PD	96	146.90	171	100	58.47	0	2	2	2	7	139	19
	95	65.17	76	33	43.42	0	1	2	1	7	64	1
	2-	81.73+	95+	67+	15.05+	0	1+	0	1+	0	75+	18+
	.2-	125.4+	125.0+	203.0+	34.7+	0	100.0+	.0	100.0+	.0	117.2+	180.0+
MESTOVER PD	96	49.16	201	19	9.45	0	3	0	8	30	150	19
	95	43.48	178	30	16.85	0	2	0	6	18	145	7
	5-	5.68+	23+	11-	7.40-	0	1+	0	2+	12+	5+	3+
	.1-	13.1+	12.9+	36.7-	43.9-	0	50.0+	*	33.3+	66.7+	3.4+	42.9+
WV SECURITY POLICE	96	90.00	360	15	4.16	0	2	0	1	41	306	10
	95	106.20	404	11	2.72	0	1	4	7	56	327	9
	196+	16.20-	44-	4+	1.44+	0	1+	4-	6-	15-	21-	1+
	5.2+	15.3-	10.9-	36.4+	52.9+	0	100.0+	*	85.7-	26.8-	6.4-	11.1+
GRANVILLE PD	96	2.15	2	0	.00	0	0	0	0	0	2	0
	95	.00	0	0	.00	0	0	0	0	0	0	0
	2-	2.15+	2+	0	.00	0	0	0	0	0	0	0
	.2-	.0	*	*	*	0	0	0	0	0	*	0
MOURNE CTY	14,111	5.95	84	17	20.23	1	0	0	5	38	35	4
	14,129	5.44	77	31	40.25	2	0	0	5	39	25	6
	18-	5.51+	7+	14-	20.02-	1-	0	0	0	1-	11+	2-
	.1-	9.4+	9.1+	45.2-	49.7-	50.0-	0	0	0	2.6-	44.0+	53.5-

WEST VIRGINIA U C R CRIME INDEX REPORT

IDENTIFIER	POPULATION	CRIME RATE	TOTAL OFFENSES	TOTAL CLEARED	PERCENT CLEARED	MURDER	RAPE	ROBBERY	FEL ASSLT	BREAK ENTER	LARCENY THEFT	M/V THEFT
RURAL	12,739	5.25	67	7	10.44	1	0	0	4	28	30	4
NUMERICAL CHANGE	12,754	4.39	56	25	44.64	2	0	0	5	30	14	5
PERCENT CHANGE	.1-	19.6+	19.6+	72.0-	76.6-	50.0-	0	0	20.0-	6.7-	114.3+	20.0-
SHERIFF	96	35	2	2	5.71	1	0	0	0	19	14	1
NUMERICAL CHANGE	95	22	2	2	9.09	0	0	0	0	15	6	1
PERCENT CHANGE	59.1+	13+	0	3.38-	37.2-	1+	0	0	0	4+	8+	0
STATE POLICE	96	32	5	5	15.62	0	0	0	4	9	16	3
NUMERICAL CHANGE	95	34	23	23	67.64	2	0	0	5	15	8	4
PERCENT CHANGE	5.9-	5.9-	78.3-	52.02-	76.9-	2-	0	0	20.0-	40.0-	100.0+	25.0-
MUNICIPAL	1,372	12.39	17	10	58.82	0	0	0	1	10	6	0
NUMERICAL CHANGE	95	15.27	21	6	28.57	0	0	0	0	9	11	1
PERCENT CHANGE	3-	2.88-	4-	4+	30.25+	0	0	0	1+	1+	5-	1-
ALDERSON PD	1,372	12.39	17	10	58.82	0	0	0	1	10	6	0
NUMERICAL CHANGE	95	15.27	21	6	28.57	0	0	0	0	9	11	1
PERCENT CHANGE	.2-	18.9-	19.0-	66.7+	105.9+	0	0	0	1+	11.1+	45.5-	1-
MORGAN CTY	12,973	26.59	345	60	17.39	0	1	1	11	131	186	15
NUMERICAL CHANGE	95	19.86	258	34	13.17	0	1	1	2	120	131	4
PERCENT CHANGE	.1-	33.9+	33.7+	76.5+	32.0+	0	0	0	0	9.2+	42.0+	27.5.0+
RURAL	12,973	26.59	345	60	17.39	0	1	1	11	131	186	15
NUMERICAL CHANGE	95	19.86	258	34	13.17	0	0	0	2	120	131	4
PERCENT CHANGE	.1-	33.9+	33.7+	76.5+	32.0+	0	0	0	0	9.2+	42.0+	27.5.0+
SHERIFF	96	168	32	32	19.04	0	0	0	1	10	92	6
NUMERICAL CHANGE	95	112	9	9	8.03	0	0	0	2	57	52	0
PERCENT CHANGE	50.0+	56+	23+	11.01+	137.1+	0	0	0	8+	2+	40+	6+
STATE POLICE	96	177	28	28	15.81	0	1	0	1	72	94	9
NUMERICAL CHANGE	95	146	25	25	17.12	0	0	0	0	63	79	4
PERCENT CHANGE	21.2+	31+	3+	1.31-	7.7-	0	1+	0	1+	9+	15+	5+
NICHOLAS CTY	27,435	19.20	527	125	23.71	0	6	2	25	142	317	35
NUMERICAL CHANGE	95	16.01	440	99	22.50	1	15	3	16	113	251	41
PERCENT CHANGE	.1-	19.9+	19.8+	26.3+	5.4+	1-	9-	1-	9+	29+	66+	6-

PART I OFFENSES

# PART I OFFENSES

## WEST VIRGINIA U C R CRIME INDEX REPORT

IDENTIFIER	POPULATION	CRIME RATE	TOTAL OFFEN	TOTAL CLEARED	PERCENT CLEARED	MURDER	RAPE	ROBBERY	FEL ASHLT	BREAK ENTER	LARCENY THEFT	M/V THEFT
RURAL	21,690	18.11	393	68	17.30	0	6	2	21	126	209	29
	21,714	15.47	336	61	18.15	1	15	2	12	87	186	33
	24-	2.64+	57+	7+	.85-	1-	9-	0	9+	39+	23+	4-
	.1-	17.1+	17.0+	11.5+	4.7-	*	60.0-	.0	75.0+	44.8+	12.4+	12.1-
SHERIFF												
	96		331	56	16.91	0	6	2	16	105	180	22
	95		282	52	18.43	0	15	2	10	57	161	27
			49+	4+	1.52-	0	9-	0	6+	38+	19+	5-
			17.4+	7.7+	8.2-	0	60.0-	.0	60.0+	56.7+	11.8+	18.5-
STATE POLICE												
	96		62	12	19.35	0	0	0	5	21	29	7
	95		54	9	16.66	1	0	0	2	20	25	6
			8+	3+	2.69+	1-	0	0	3+	1+	4+	1+
			14.8+	33.3+	16.1+	*	0	0	150.0+	5.0+	16.0+	16.7+
MUNICIPAL												
	96	23.32	134	57	42.53	0	0	0	4	16	108	6
	95	18.08	104	38	36.53	0	0	1	4	26	65	8
		5.24+	30+	19+	6.00+	0	0	0	1-	10-	43+	2-
		29.0+	28.8+	50.0+	16.4+	0	0	*	.0	38.5-	66.2+	25.0-
RICHWOOD PD												
	96	1.94	5	3	60.00	0	0	0	0	2	3	0
	95	2.33	6	5	83.33	0	0	0	2	1	1	2
		3.39-	1-	2-	25.33-	0	0	0	2-	1+	2+	2-
		16.7-	16.7-	40.0-	28.0-	0	0	0	*	100.0+	200.0+	*
SUMMERSVILLE PD												
	96	40.56	129	54	41.86	0	0	0	4	14	105	6
	95	30.77	98	33	33.67	0	0	1	2	25	64	6
		9.79+	31+	21+	8.19+	0	0	1-	2+	11-	41+	0
		31.8+	31.6+	63.6+	24.3+	0	0	*	100.0+	44.0-	64.1+	.0
OHIO CTY												
TOTAL	50,120	32.89	1649	270	16.37	1	11	39	134	406	983	75
	96	29.97	1505	270	17.94	3	11	44	168	331	869	79
	95	2.92+	144+	0	1.57-	2-	0	5-	34-	75+	114+	6-
		9.7+	9.6+	.0	8.8-	66.7-	.0	11.4-	20.2-	22.7+	15.1+	5.1-
RURAL	12,448	10.92	136	32	23.52	0	0	2	26	26	77	5
	95	14.36	179	31	17.31	1	0	4	17	56	102	9
		3.44-	43-	1+	6.21+	1-	0	2-	9+	20-	25-	4-
		24.0-	24.0-	3.2+	35.9+	*	0	50.0-	52.9+	43.5-	24.5-	44.4-
SHERIFF												
	96		105	27	25.71	0	0	2	26	20	54	3
	95		139	25	17.98	1	0	4	17	35	76	6
			36-	2+	7.73+	1-	0	2-	9+	15-	22-	3-
			24.5-	8.0+	43.0+	*	0	50.0-	52.9+	42.9-	28.9-	50.0-
STATE POLICE												
	96		31	5	16.12	0	0	0	0	6	23	2
	95		40	6	15.00	0	0	0	0	11	25	3
			.9-	1-	1.12+	0	0	0	0	5-	3-	1-
			22.5-	16.7-	7.5+	0	0	0	0	45.5-	11.5-	33.3-



WEST VIRGINIA U C R CRIME INDEX REPORT

IDENTIFIER	POPULATION	CRIME RATE	TOTAL OFFEN	TOTAL CLEARED	PERCENT CLEARED	MURDER	RAPE	ROBBERY	FEL ASFLT	BREAK ENTER	LARCENY THEFT	M/V THEFT
MUNICIPAL 96	37,672	40.15	1513	238	15.73	1	11	37	108	380	906	70
NUMERICAL CHANGE 95	37,713	35.15	1326	239	18.02	2	11	40	151	285	767	70
PERCENT CHANGE	.1-	5.00+	187+	1-	2.29-	1-	0	3-	43-	95+	139+	0
	.1-	14.2+	14.1+	.4-	12.7-	50.0-	.0	7.5-	28.5-	33.3+	18.1+	.0
WHEELING PD 96	34,042	42.73	1455	236	16.21	1	11	37	108	352	866	70
NUMERICAL CHANGE 95	34,080	37.70	1285	234	18.21	2	11	40	148	275	739	70
PERCENT CHANGE	.1-	5.03+	170+	2+	2.00-	1-	0	3-	40-	87+	127+	0
	.1-	13.3+	13.2+	.9+	11.0-	50.0-	.0	7.5-	27.0-	31.6+	17.2+	.0
BETHLEHEM PD 96	2,630	7.60	20	2	10.00	0	0	0	0	14	6	0
NUMERICAL CHANGE 95	2,633	2.65	7	1	14.28	0	0	0	0	5	2	0
PERCENT CHANGE	3-	4.95+	13+	1+	4.28-	0	0	0	0	9+	4+	0
	.1-	186.8+	185.7+	100.0+	30.0-					180.0+	200.0+	
WEST LIBERTY ST COL SEC 96	1,000	38.00	38	0	.00	0	0	0	0	4	34	0
NUMERICAL CHANGE 95	1,000	34.00	34	4	11.76	0	0	0	3	5	26	0
PERCENT CHANGE	.0	4.00+	4+	4-	11.76-	0	0	0	3-	1-	8+	0
	.0	11.8+	11.8+	*	*				*	20.0-	30.8+	
*****												
PENDLETON CITY TOTAL 96	8,074	11.39	92	19	20.65	0	0	0	1	29	58	4
NUMERICAL CHANGE 95	8,083	11.75	95	29	30.52	0	3	0	6	34	48	4
PERCENT CHANGE	9-	.36-	3-	10-	9.87-	0	3-	0	5-	5-	10+	0
	.1-	3.1-	3.2-	34.5-	32.3-		*		83.3-	14.7-	20.8+	.0
*****												
RURAL 96	8,074	11.39	92	19	20.65	0	0	0	1	29	58	4
NUMERICAL CHANGE 95	8,083	11.75	95	29	30.52	0	3	0	6	34	48	4
PERCENT CHANGE	9-	.36-	3-	10-	9.87-	0	3-	0	5-	5-	10+	0
	.1-	3.1-	3.2-	34.5-	32.3-		*		83.3-	14.7-	20.8+	.0
*****												
SHERIFF 96		.00	0	0	.00	0	0	0	0	0	0	0
NUMERICAL CHANGE 95		.00	0	0	.00	0	0	0	0	0	0	0
PERCENT CHANGE												
*****												
STATE POLICE 96	92	19	20.65	0	0	0	0	0	1	29	58	4
NUMERICAL CHANGE 95	95	29	30.52	0	3	0	0	0	6	34	48	4
PERCENT CHANGE	3-	3.1-	3.2-	34.5-	32.3-	0	3-	0	5-	5-	10+	0
	.1-	3.1-	3.2-	34.5-	32.3-		*		83.3-	14.7-	20.8+	.0
*****												
PLEASANTS CITY TOTAL 96	7,510	10.25	77	11	14.28	1	0	0	1	15	57	3
NUMERICAL CHANGE 95	7,519	7.44	56	13	23.21	0	1	0	0	11	40	4
PERCENT CHANGE	9-	2.81+	21+	2-	8.93-	1+	1-	0	1+	4+	17+	1-
	.1-	37.8+	37.5+	15.4-	38.5-	*	*		*	36.4+	42.5+	25.0-
*****												
RURAL 96	5,381	7.06	38	9	23.68	1	0	0	1	13	21	2
NUMERICAL CHANGE 95	5,387	4.82	26	3	11.53	0	1	0	0	8	15	2
PERCENT CHANGE	6-	2.24+	12+	6+	12.15+	1+	1-	0	1+	5+	6+	0
	.1-	46.5+	46.2+	200.0+	105.4+	*	*		*	62.5+	40.0+	.0

PART I OFFENSES

# PART I OFFENSES

## WEST VIRGINIA U C R CRIME INDEX REPORT

IDENTIFIER	POPULATION	CRIME RATE	TOTAL OFFEN	TOTAL CLEARED	PERCENT CLEARED	MURDER	RAPE	ROBBERY	FEL ASHLT	BREAK ENTER	LARCENY THEFT	M/V THEFT
SHERIFF 96	23	8.69	0	0	0	0	0	0	0	7	14	2
NUMERICAL CHANGE	17	11.76	0	0	0	0	0	0	0	7	9	1
PERCENT CHANGE	6+	3.07-	0	0	0	0	0	0	0	0	5+	1+
	35.3+	26.1-								.0	55.6+	100.0+
STATE POLICE 96	15	66.66	1	0	0	0	0	0	1	6	7	0
NUMERICAL CHANGE	9	11.11	0	1	0	0	0	0	0	1	6	1
PERCENT CHANGE	6+	35.55+	1+	1-	0	0	0	0	1+	5+	1+	1-
	66.7+	600.0+								500.0+	16.7+	*
MUNICIPAL 96	39	5.12	0	0	0	0	0	0	0	2	36	1
NUMERICAL CHANGE	30	33.33	0	2	0	0	0	0	0	3	25	2
PERCENT CHANGE	9+	28.21-	0	8-	0	0	0	0	0	1-	11+	1-
	30.1+	84.6-								33.3-	44.0+	50.0-
ST MARYS PD 96	39	5.12	0	2	0	0	0	0	0	2	36	1
NUMERICAL CHANGE	30	33.33	0	10	0	0	0	0	0	3	25	2
PERCENT CHANGE	9+	28.21-	0	8-	0	0	0	0	0	1-	11+	1-
	30.1+	84.6-								33.3-	44.0+	50.0-
POCAHONTAS CTY TOTAL 96	9,059	14.44	0	13	0	0	0	0	5	35	48	1
NUMERICAL CHANGE	75	28.00	1	21	0	0	0	0	7	38	24	4
PERCENT CHANGE	15+	13.56-	1-	8-	0	0	0	0	2-	7-	24+	3-
	20.2+	48.4-							28.6-	7.9-	100.0+	75.0-
RURAL 96	75	14.66	0	11	0	0	0	0	3	32	39	0
NUMERICAL CHANGE	58	22.41	1	13	0	0	0	0	3	31	19	3
PERCENT CHANGE	17+	7.75-	1-	2-	0	0	0	0	0	1+	20+	3-
	29.4+	34.6-							.0	3.2+	105.3+	*
SHERIFF 96	19	26.31	0	5	0	0	0	0	1	9	8	0
NUMERICAL CHANGE	14	42.85	1	6	0	0	0	0	3	8	1	1
PERCENT CHANGE	5+	16.54-	1-	1-	0	0	0	0	2-	1+	7+	1-
	35.7+	38.6-							66.7-	12.5+	700.0+	*
STATE POLICE 96	56	10.71	0	6	0	0	0	0	2	23	31	0
NUMERICAL CHANGE	44	15.90	0	7	0	0	0	0	0	23	18	2
PERCENT CHANGE	12+	5.19-	0	1-	0	0	0	0	2+	0	13+	2-
	27.3+	32.6-							*	.0	72.2+	*
MUNICIPAL 96	15	13.33	0	2	0	0	0	0	2	3	9	1
NUMERICAL CHANGE	17	47.05	0	8	0	0	0	0	4	7	5	1
PERCENT CHANGE	2-	33.72-	0	6-	0	0	0	0	2-	4-	4+	0
	11.6-	71.7-							50.0-	57.1-	80.0+	.0
MARLINTON PD 96	15	13.33	0	2	0	0	0	0	2	3	9	1
NUMERICAL CHANGE	17	47.05	0	8	0	0	0	0	4	7	5	1
PERCENT CHANGE	2-	33.72-	0	6-	0	0	0	0	2-	4-	4+	0
	11.6-	71.7-							50.0-	57.1-	80.0+	.0

WEST VIRGINIA U C R CRIME INDEX REPORT

IDENTIFIER	POPULATION	CRIME RATE	TOTAL OFFEN	TOTAL CLEARED	PERCENT CLEARED	MURDER	RAPE	ROBBERY	FEL ASLTT	BREAK ENTER	LARCENY THEFT	M/V THEFT
PRESTON CTY	29,895	11.40	341	29	8.50	0	0	1	15	136	174	15
TOTAL	29,930	10.02	300	48	16.00	1	0	1	2	85	184	27
NUMERICAL CHANGE	35-	1.38+	41+	19-	7.50-	1-	0	0	13+	51+	10-	12-
PERCENT CHANGE	.1-	13.8+	13.7+	39.6-	46.9-	*	0	.0	650.0+	60.0+	5.4-	44.4-
RURAL	24,227	11.76	285	17	5.96	0	0	1	15	113	144	12
96	24,255	9.68	235	28	11.91	1	0	1	2	74	136	21
NUMERICAL CHANGE	28-	2.08+	50+	11-	5.95-	1-	0	0	13+	39+	8+	9-
PERCENT CHANGE	.1-	21.5+	21.3+	39.3-	50.0-	*	0	.0	650.0+	52.7+	5.9+	42.9-
SHERIFF	96	96	221	4	1.80	0	0	1	15	75	124	6
95	172	172	18	10.46	0	0	0	1	1	55	100	14
NUMERICAL CHANGE	49+	49+	14-	8.66-	1-	0	0	1+	14+	19+	24+	8-
PERCENT CHANGE	28.5+	28.5+	77.8-	82.8-	*	0	0	1400.0+	1400.0+	33.9+	24.0+	57.1-
STATE POLICE	96	64	13	20.31	0	0	0	0	0	38	20	5
95	63	63	10	15.87	0	0	0	1	1	18	36	7
NUMERICAL CHANGE	1+	1+	3+	4.44+	0	0	0	1-	1-	20+	16-	1-
PERCENT CHANGE	1.6+	1.6+	30.0+	28.0+	*	0	0	*	*	111.1+	44.4-	14.3-
MUNICIPAL	96	9.87	56	12	21.42	0	0	0	0	23	30	3
95	5,675	11.45	65	20	30.76	0	0	0	0	11	48	6
NUMERICAL CHANGE	7-	1.58-	9-	9.34-	0	0	0	0	0	12+	18-	3-
PERCENT CHANGE	.1-	13.8-	13.8-	40.0-	30.4-	0	0	0	0	109.1+	37.5-	50.0-
KINGSHOOD PD	96	16.61	56	12	21.42	0	0	0	0	23	30	3
95	3,374	19.26	65	20	30.76	0	0	0	0	11	48	6
NUMERICAL CHANGE	4-	2.65-	9-	9.34-	0	0	0	0	0	12+	18-	3-
PERCENT CHANGE	.1-	13.8-	13.8-	40.0-	30.4-	0	0	0	0	109.1+	37.5-	50.0-
TERRA ALTA PD	96	.00	0	0	.00	0	0	0	0	0	0	0
95	1,774	.00	0	0	.00	0	0	0	0	0	0	0
NUMERICAL CHANGE	0	.00	0	0	.00	0	0	0	0	0	0	0
PERCENT CHANGE	.0	.00	0	0	.00	0	0	0	0	0	0	0
REEDSVILLE PD	96	.00	0	0	.00	0	0	0	0	0	0	0
95	524	.00	0	0	.00	0	0	0	0	0	0	0
NUMERICAL CHANGE	1-	.00	0	0	.00	0	0	0	0	0	0	0
PERCENT CHANGE	.2-	.00	0	0	.00	0	0	0	0	0	0	0
PUTNAM CTY	46,944	18.46	867	219	25.25	0	14	12	42	154	595	49
TOTAL	46,997	17.29	813	139	17.09	3	11	6	33	177	527	56
NUMERICAL CHANGE	53-	1.17+	54+	80+	8.16+	3-	3+	6+	9+	23-	69+	7-
PERCENT CHANGE	1-	6.8+	6.6+	57.6+	47.7+	*	27.3+	100.0+	27.3+	13.0-	13.1+	12.5-
RURAL	40,124	18.71	751	198	26.36	0	12	10	42	150	496	41
96	40,168	16.60	667	117	17.54	3	11	4	29	155	419	25
NUMERICAL CHANGE	44-	2.11+	84+	81+	8.82+	3-	1+	6+	13+	5-	77+	5-
PERCENT CHANGE	.1-	12.7+	12.6+	69.2+	50.3+	*	9.1+	150.0+	44.8+	3.2-	18.4+	10.9-

PART I OFFENSES

# PART I OFFENSES

## WEST VIRGINIA U C R CRIME INDEX REPORT

IDENTIFIER	POPULATION	CRIME RATE	TOTAL OFFEN	TOTAL CLEARED	PERCENT CLEARED	MURDER	RAPE	ROBBERY	FEL ASHLT	BREAK ENTER	LARCENY THEFT	M/V THEFT
SHERIFF 96			537	90	16.75	0	3	10	6	116	371	31
NUMERICAL CHANGE 95			537	53	9.86	2	2	4	9	133	353	34
PERCENT CHANGE			0	37+	6.89+	2-	1+	6+	3-	17-	18+	3-
			.0	69.8+	69.9+	*	50.0+	150.0+	33.3-	12.8-	5.1+	8.8-
STATE POLICE 96			214	108	50.46	0	9	0	36	34	125	10
NUMERICAL CHANGE 95			130	64	49.23	1	9	0	20	22	66	12
PERCENT CHANGE			84+	44+	1.23+	1-	0	0	16+	12+	59+	2-
			64.6+	68.8+	2.5+	*	.0	0	80.0+	54.5+	89.4+	16.7-
MUNICIPAL 96	6,820	17.00	116	21	18.10	0	2	2	0	4	100	8
NUMERICAL CHANGE 95	6,829	21.37	146	22	15.05	0	0	2	4	22	108	10
PERCENT CHANGE	.1-	4.37-	30-	1-	3.04+	0	2+	0	4-	18-	8-	2-
		20.4-	20.5-	4.5-	20.2+	*	.0	0	*	81.8-	7.4-	20.0-
HURRICANE PD 96	5,550	20.90	116	21	18.10	0	2	2	0	4	100	8
NUMERICAL CHANGE 95	5,557	24.65	137	22	16.05	0	0	2	4	17	104	10
PERCENT CHANGE	.1-	3.75-	21-	1-	2.05+	0	2+	0	4-	13-	4-	2-
		15.2-	15.3-	4.5-	12.8+	*	.0	0	*	76.5-	3.8-	20.0-
POCA PD 96	1,270	.00	0	0	.00	0	0	0	0	0	0	0
NUMERICAL CHANGE 95	1,272	7.07-	9	0	.00	0	0	0	0	5	4	0
PERCENT CHANGE	.2-	7.07-	9-	0	.00	0	0	0	0	5-	4-	0
		.0	*	*	*	*	*	*	*	*	*	*
RALEIGH CTY TOTAL	78,303	40.27	3154	914	28.97	10	5	44	542	524	1826	203
NUMERICAL CHANGE 95	78,391	41.65	3267	956	29.26	4	9	40	514	479	2059	172
PERCENT CHANGE	.8-	1.38-	113-	42-	.29-	6+	4-	4+	28+	45+	223-	31+
	.1-	3.3-	3.5-	4.4-	1.0-	150.0+	44.4-	10.0+	5.4+	9.4+	10.9-	18.0+
RURAL 96	56,986	31.18	1778	473	26.60	9	0	12	437	338	857	125
NUMERICAL CHANGE 95	57,049	32.27	1842	476	25.84	2	0	12	398	304	1023	103
PERCENT CHANGE	.1-	1.09-	64-	3-	.76+	7+	0	0	39+	34+	166-	22+
		3.4-	3.5-	.6-	2.9+	350.0+	.0	.0	9.8+	11.2+	16.2-	21.4+
SHERIFF 96			1411	385	27.28	8	0	8	383	235	689	83
NUMERICAL CHANGE 95			1583	392	24.76	2	0	11	351	263	873	83
PERCENT CHANGE			172-	7-	2.52+	6+	0	3-	32+	28-	184-	5+
			10.9-	1.8-	10.2+	300.0+	27.3-	300.0+	9.1+	10.6-	21.1-	6.0+
STATE POLICE 96			367	88	23.97	1	0	4	54	103	168	37
NUMERICAL CHANGE 95			259	84	32.43	0	0	1	47	61	150	20
PERCENT CHANGE			108+	4+	8.46-	1+	0	3+	7+	62+	18+	17+
			41.7+	4.8+	26.1-	*	300.0+	14.9+	151.2+	12.0+	85.0+	85.0+
MUNICIPAL 96	21,317	64.54	1376	441	32.04	1	5	32	105	186	969	78
NUMERICAL CHANGE 95	21,342	66.76	1425	480	33.68	2	9	28	116	175	1026	69
PERCENT CHANGE	.1-	2.22-	49-	39-	1.64-	1-	4-	4-	11-	11+	57-	9+
		3.3-	3.4-	8.1-	4.9-	50.0-	44.4-	14.3+	9.5-	6.3+	5.6-	13.0+

WEST VIRGINIA U C R CRIME INDEX REPORT

IDENTIFIER	POPULATION	CRIME RATE	TOTAL OFFEN	TOTAL CLEARED	PERCENT CLEARED	MURDER	RAPE	ROBBERY	FEL ASSLT	BREAK ENTER	LARCENY THEFT	M/V THEFT
BECKLEY PD	18,492	73.26	1355	440	32.47	1	5	32	105	181	956	75
NUMERICAL CHANGE	18,513	74.85	1386	468	33.76	2	9	28	112	164	1003	68
PERCENT CHANGE	.1-	2.1-	2.2-	6.0-	3.8-	50.0-	44.4-	14.3+	6.3-	10.4+	4.7-	10.3+
MABSCOTT PD	1,517	13.84	21	1	4.76	0	0	0	0	5	13	3
NUMERICAL CHANGE	1,519	25.01	38	11	28.94	0	0	0	4	10	23	1
PERCENT CHANGE	.1-	44.7-	44.7-	90.9-	83.6-	0	0	0	4-	5-	10-	2+
SOPHIA PD	1,308	.00	0	0	.00	0	0	0	0	0	0	0
NUMERICAL CHANGE	1,310	.76	1	1	100.00	0	0	0	0	1	0	0
PERCENT CHANGE	.2-	.76-	1-	1-	100.00-	0	0	0	0	1-	0	0
RAUNDOLPH CTY TOTAL	28,625	23.36	669	190	28.40	0	10	7	49	196	383	24
NUMERICAL CHANGE	28,657	17.96	515	162	31.45	1	2	3	20	113	350	22
PERCENT CHANGE	.1-	30.1+	29.9+	17.3+	9.7-	1-	8+	4+	29+	83+	33+	2-
RURAL	19,964	15.17	303	119	39.27	0	9	1	39	109	129	15
NUMERICAL CHANGE	19,986	10.60	212	99	46.69	1	2	1	16	39	141	12
PERCENT CHANGE	.1-	43.1+	42.9+	20.2+	15.9-	1-	7+	0	23+	70+	12-	6+
SHERIFF	96	34	34	5	14.70	0	0	0	2	17	15	0
NUMERICAL CHANGE	95	3	3	2	66.66	0	0	0	1	1	1	0
PERCENT CHANGE		1033.3+	150.0+	77.9-		0	0	0	100.0+	1600.0+	1400.0+	0
STATE POLICE	96	269	114	42.37	0	9	1	37	92	114	114	16
NUMERICAL CHANGE	95	209	97	46.41	1	2	1	15	38	140	140	12
PERCENT CHANGE	.1-	28.7+	17.5+	8.7-	1-	7+	0	22+	54+	26-	26-	5-
MUNICIPAL	8,661	42.25	366	71	19.39	0	1	6	10	87	254	8
NUMERICAL CHANGE	8,671	34.94	303	63	20.79	0	0	2	4	74	209	17
PERCENT CHANGE	.1-	20.9+	20.8+	12.7+	6.7-	0	1+	4+	6+	13+	45+	6-
ELKINS PD	7,935	44.98	357	71	19.88	0	1	6	10	81	251	8
NUMERICAL CHANGE	7,944	38.14	303	63	20.79	0	0	2	4	74	209	17
PERCENT CHANGE	.1-	17.9+	17.8+	12.7+	4.4-	0	1+	4+	6+	7+	42+	5-
HILL CREEK PD	726	12.39	9	0	.00	0	0	0	0	6	3	0
NUMERICAL CHANGE	727	.00	0	0	.00	0	0	0	0	0	0	0
PERCENT CHANGE	.1-	12.39+	9+	0	.00	0	0	0	0	6+	3+	0

PART I OFFENSES

# PART I OFFENSES

## WEST VIRGINIA U C R CRIME INDEX REPORT

IDENTIFIER	POPULATION	CRIME RATE	TOTAL OFFEN	TOTAL CLEARED	PERCENT CLEARED	MURDER	RAPE	ROBBERY	FEL ASHLT	BREAK ENTER	LARCENY THEFT	M/V THEFT
*****												
RIITCHIE CTY	10,307	6.01	62	19	30.64	1	3	0	4	24	28	2
	10,321	5.77	39	13	33.33	0	0	0	2	9	21	7
		14-	23+	6+	2.69-	1+	3+	0	2	15+	7+	5-
		1-	59.4+	46.2+	8.1-	*	*	*	100.0+	166.7+	33.3+	71.4-
*****												
RURAL	7,187	8.07	58	18	31.03	1	3	0	4	22	27	1
	7,196	5.00	36	12	33.33	0	0	0	2	7	20	7
		9-	3.07+	22+	2.30-	1+	3+	0	2+	15+	7+	6-
		.1-	61.1+	50.0+	6.9-	*	*	*	100.0+	214.3+	35.0+	85.7-
*****												
SHERIFF	96		15	14	93.33	0	0	0	1	1	12	1
	95		3	2	66.66	0	0	0	1	1	1	0
			12+	12+	26.67+	0	0	0	0	0	11+	1+
			400.0+	600.0+	40.0+				.0	.0	1100.0+	*
*****												
STATE POLICE	96		43	4	9.30	1	3	0	3	21	15	0
	95		33	10	30.30	0	0	0	1	6	19	7
			10+	6-	21.00-	1+	3+	0	2+	15+	4-	7-
			30.3+	60.0-	69.3-	*	*	*	200.0+	250.0+	21.1-	*
*****												
MUNICIPAL	3,120	1.28	4	1	25.00	0	0	0	0	2	1	1
	3,125	.96	3	1	33.33	0	0	0	0	2	1	0
		5-	32+	0	8.33-	0	0	0	0	0	0	1+
		.2-	33.3+	.0	25.0-				.0	.0	.0	*
*****												
HARRISVILLE PD	1,884	1.06	2	0	.00	0	0	0	0	1	1	0
	1,887	1.58	3	1	33.33	0	0	0	0	2	1	0
		3-	.52-	1-	33.33-	0	0	0	0	1-	0	0
		.2-	32.9-	33.3-	*	*	*	*	50.0-	.0	.0	*
*****												
PENNSBORO PD	1,236	1.61	2	1	50.00	0	0	0	0	1	0	1
	1,238	.00	0	0	.00	0	0	0	0	0	0	0
		2-	1.61+	2+	50.00+	0	0	0	0	1+	0	1+
		.2-	.0	*	*					*	*	*
*****												
ROANE CTY	15,264	16.96	259	65	25.09	0	3	0	28	77	123	28
	15,282	13.47	206	40	19.41	1	1	0	8	69	115	12
		18-	3.49+	53+	5.68+	1-	2+	0	20+	8+	8+	16+
		.1-	25.9+	62.5+	29.3+	*	200.0+	*	250.0+	11.6+	7.0+	133.3+
*****												
RURAL	12,965	12.10	157	28	17.83	0	3	0	8	62	56	28
	12,980	11.47	149	19	12.75	1	1	0	7	65	66	9
		15-	.63+	8+	5.08+	1-	2+	0	1+	3-	10-	19+
		.1-	5.5+	47.4+	39.8+	*	200.0+	*	14.3+	4.6-	15.2-	211.1+
*****												
SHERIFF	96		57	7	12.28	0	1	0	2	21	28	5
	95		78	4	5.12	0	0	0	5	36	34	3
			21-	3+	7.16+	0	1+	0	3-	15-	6-	2+
			26.9-	75.0+	139.8+		*	*	60.0-	41.7-	17.6-	66.7+

WEST VIRGINIA U C R CRIME INDEX REPORT

IDENTIFIER	POPULATION	CRIME RATE	TOTAL OFFEN	TOTAL CLEARED	PERCENT CLEARED	MURDER	RAPE	ROBBERY	FEL ASHLT	BREAK ENTER	LARCENY THEFT	M/V THEFT
STATE POLICE 96	100	21	21	21.00	0	2	0	0	6	41	28	23
NUMERICAL CHANGE	71	15	15	21.12	1	1	0	0	2	29	52	6
PERCENT CHANGE	29+	6+	6+	.12-	1-	1+	0	0	4+	4-	4-	17+
	40.8+	40.0+	40.0+	.6-	100.0+				200.0+	41.4+	12.5-	283.3+
MUNICIPAL 96	2,299	44.36	102	37	36.27	0	0	0	20	15	67	0
NUMERICAL CHANGE	2,302	24.76	57	21	36.84	0	0	0	1	4	49	3
PERCENT CHANGE	3-	19.60+	45+	16+	.57-	0	0	0	19+	11+	18+	3-
	.1-	79.2+	78.9+	76.2+	1.5-				1900.0+	275.0+	36.7+	*
SPENCER PD	2,299	44.36	102	37	36.27	0	0	0	20	15	67	0
NUMERICAL CHANGE	2,302	24.76	57	21	36.84	0	0	0	1	4	49	3
PERCENT CHANGE	3-	19.60+	45+	16+	.57-	0	0	0	19+	11+	18+	3-
	.1-	79.2+	78.9+	76.2+	1.5-				1900.0+	275.0+	36.7+	*
SUMMERS CTY	14,161	16.66	236	34	14.40	0	2	2	20	109	96	7
NUMERICAL CHANGE	14,177	14.59	207	37	17.87	0	0	0	12	95	95	3
PERCENT CHANGE	16-	2.07+	29+	3-	3.47-	2-	2+	2+	8+	14+	1+	4+
	.1-	14.2+	14.0+	8.1-	19.4-	*	*	*	66.7+	14.7+	1.1+	133.3+
RURAL	10,771	13.64	147	8	5.44	0	1	1	2	92	48	3
NUMERICAL CHANGE	10,783	12.05	130	14	10.76	2	0	0	1	66	58	3
PERCENT CHANGE	12-	1.59+	17+	6-	5.52-	2-	1+	1+	1+	26+	10-	0
	.1-	13.2+	13.1+	42.9-	49.4-	*	*	*	100.0+	39.4+	17.2-	.0
SHERIFF	27	.00	0	0	.00	0	0	0	1	24	0	1
NUMERICAL CHANGE	30	10.00	3	3	10.00-	1-	0	0	1	27	1	0
PERCENT CHANGE	3-	10.00-	3-	3-	*	*	*	*	0	3-	1-	1+
	10.0-	*	*	*					.0	11.1-	*	*
STATE POLICE 96	120	8	8	6.66	0	1	0	0	1	68	48	2
NUMERICAL CHANGE	100	11	11	11.00	1	0	0	0	0	39	57	3
PERCENT CHANGE	20+	4.34-	3-	8.34-	1-	1+	0	0	1+	29+	9-	1-
	20.0+	27.3-	39.5-						74.4+	15.8-	33.3-	
MUNICIPAL 96	3,390	26.25	89	26	29.21	0	1	1	18	17	48	4
NUMERICAL CHANGE	3,394	22.68	77	23	29.87	0	0	0	11	29	37	0
PERCENT CHANGE	4-	3.57+	12+	3+	.66-	0	1+	1+	7+	12-	11+	4+
	.1-	15.7+	15.6+	13.0+	2.2-		*	*	63.6+	41.4-	29.7+	*
HINTON PD	3,390	26.25	89	26	29.21	0	1	1	18	17	48	4
NUMERICAL CHANGE	3,394	22.68	77	23	29.87	0	0	0	11	29	37	0
PERCENT CHANGE	4-	3.57+	12+	3+	.66-	0	1+	1+	7+	12-	11+	4+
	.1-	15.7+	15.6+	13.0+	2.2-		*	*	63.6+	41.4-	29.7+	*
TAYLOR CTY	15,294	11.50	176	44	25.00	0	1	0	15	63	90	7
NUMERICAL CHANGE	15,312	9.40	144	24	16.66	1	0	2	14	42	70	15
PERCENT CHANGE	18-	2.10+	32+	20+	8.34+	1-	1+	2-	1+	21+	20+	8-
	1-	22.3+	22.2+	83.3+	50.1+	*	*	*	7.1+	50.0+	28.6+	53.3-

PART I OFFENSES

# PART I OFFENSES

## WEST VIRGINIA U C R CRIME INDEX REPORT

IDENTIFIER	POPULATION	CRIME RATE	TOTAL OFFEN	TOTAL CLEARED	PERCENT CLEARED	MURDER	RAPE	ROBBERY	FEL ASHLT	BREAK ENTER	LARCENY THEFT	M/V THEFT
RURAL	9,835	6.20	61	11	18.03	0	1	0	3	35	19	3
	9,847	4.16	41	2	4.87	1	0	0	0	15	20	5
NUMERICAL CHANGE	12-	2.04+	20+	9+	13.16+	1-	1+	0	3+	20+	1-	2-
PERCENT CHANGE	.1-	49.0+	48.8+	450.0+	270.2+	*	*	*	*	133.3+	5.0-	40.0-
SHERIFF	96	39	5	5	12.82	0	1	0	1	26	8	3
	95	25	1	1	4.00	0	0	0	0	12	10	3
NUMERICAL CHANGE	14+	8.82+	4+	4+	8.82+	0	1+	0	1+	14+	2-	0
PERCENT CHANGE	56.0+	400.0+	220.5+			*	*	*	*	116.7+	20.0-	.0
STATE POLICE	96	22	6	6	27.27	0	0	0	2	9	11	0
	95	16	1	1	6.25	1	0	0	0	3	10	2
NUMERICAL CHANGE	6+	21.02+	5+	5+	21.02+	1-	0	0	2+	6+	1+	2-
PERCENT CHANGE	37.5+	500.0+	336.3+			*	*	*	*	200.0+	10.0+	*
MUNICIPAL	96	21.06	33	33	28.69	0	0	0	12	28	71	4
	95	18.84	103	22	21.35	0	0	2	14	27	50	10
NUMERICAL CHANGE	6-	2.22+	12+	11+	7.34+	0	0	2-	2-	1+	21+	6-
PERCENT CHANGE	.1-	11.8+	11.7+	50.0+	34.4+	0	0	*	14.3-	3.7+	42.0+	60.0-
GRAFTON PD	96	21.06	115	33	28.69	0	0	0	12	28	71	4
	95	18.84	103	22	21.35	0	0	2	14	27	50	10
NUMERICAL CHANGE	6-	2.22+	12+	11+	7.34+	0	0	2-	2-	1+	21+	6-
PERCENT CHANGE	.1-	11.8+	11.7+	50.0+	34.4+	0	0	*	14.3-	3.7+	42.0+	60.0-
TUCKER CITY	96	16.29	128	27	21.09	0	3	0	8	39	72	5
	95	16.01	126	15	11.90	0	0	0	5	34	84	6
NUMERICAL CHANGE	10-	.28+	2+	12+	9.19+	0	3+	0	3+	5+	12-	3+
PERCENT CHANGE	.1-	1.7+	1.6+	80.0+	77.2+	0	*	*	60.0+	14.7+	14.3-	100.0+
RURAL	6,340	19.55	124	25	20.16	0	3	0	8	38	69	6
	6,348	18.74	119	13	10.92	0	0	0	2	34	80	3
NUMERICAL CHANGE	8-	.81+	5+	12+	9.24+	0	3+	0	6+	4+	11-	3+
PERCENT CHANGE	.1-	4.3+	4.2+	92.3+	84.6+	0	*	*	300.0+	11.8+	13.8-	100.0+
SHERIFF	96	33	7	7	21.21	0	1	0	0	12	17	3
	95	31	7	7	22.58	0	0	0	1	10	20	0
NUMERICAL CHANGE	2+	1.37-	0	0	1.37-	0	1+	0	1-	2+	3-	3+
PERCENT CHANGE	6.5+	.0	6.1-			0	*	*	*	20.0+	15.0-	*
STATE POLICE	96	91	18	18	19.78	0	2	0	8	26	52	3
	95	88	6	6	6.81	0	0	0	1	24	60	3
NUMERICAL CHANGE	3+	12.97+	12+	12.97+		0	2+	0	7+	2+	8-	0
PERCENT CHANGE	3.4+	200.0+	190.5+			0	*	*	700.0+	8.3+	13.3-	.0
MUNICIPAL	96	2.63	4	2	50.00	0	0	0	0	1	3	0
	95	4.60	7	2	28.57	0	0	0	3	0	4	0
NUMERICAL CHANGE	2-	1.97-	3-	0	21.43+	0	0	0	3-	1+	1-	0
PERCENT CHANGE	.1-	42.8-	42.9-	.0	75.0+	0	0	0	*	1+	25.0-	0



WEST VIRGINIA U C R CRIME INDEX REPORT

IDENTIFIER	POPULATION	CRIME RATE	TOTAL OFFEN	TOTAL CLEARED	PERCENT CLEARED	MURDER	RAPE	ROBBERY	FEL ASHLT	BREAK ENTER	LARCENY THEFT	M/V THEFT
PARSONS PD	1,517	2.63	4	2	50.00	0	0	0	0	1	3	0
NUMERICAL CHANGE	1,519	4.60	7	2	28.57	0	0	0	3	0	4	0
PERCENT CHANGE	2-	1.97-	3-	0	21.43+	0	0	0	3-	1+	1-	0
	.1-	42.8-	42.9-	.0	75.0+				¥	¥	25.0-	
TYLER CITY	11,923	6.54	78	34	43.58	0	1	0	3	32	37	5
NUMERICAL CHANGE	11,939	7.11	85	34	40.00	0	0	0	3	33	47	5
PERCENT CHANGE	16-	.57-	7-	0	3.58+	0	1+	0	3+	1-	10-	0
	.1-	8.0-	8.2-	.0	9.0+	¥	¥	¥	¥	3.0-	21.3-	0
RURAL	6,326	6.32	40	22	55.00	0	1	0	2	17	15	5
NUMERICAL CHANGE	6,334	6.15	39	25	64.10	0	0	0	0	27	12	0
PERCENT CHANGE	8-	.17+	1+	3-	9.10-	0	1+	¥	2+	10-	3+	5+
	.1-	2.8+	2.6+	12.0-	14.2-				¥	37.0-	25.0+	¥
SHERIFF	96											
NUMERICAL CHANGE	95											
PERCENT CHANGE												
STATE POLICE	96											
NUMERICAL CHANGE	95											
PERCENT CHANGE												
MUNICIPAL	5,597	6.78	38	12	31.57	0	0	0	1	15	22	0
NUMERICAL CHANGE	5,605	8.20	46	9	19.56	0	0	0	0	6	35	0
PERCENT CHANGE	8-	1.42-	8-	3+	12.01+	0	0	0	1+	9+	13-	5-
	.1-	17.3-	17.4-	33.3+	61.4+				¥	150.0+	37.1-	¥
PADEN CITY PD	2,763	10.85	30	7	23.33	0	0	0	0	10	20	0
NUMERICAL CHANGE	2,767	11.56	32	5	15.62	0	0	0	0	1	28	0
PERCENT CHANGE	4-	.71-	2-	2+	7.71+	0	0	0	0	9+	8-	3-
	.1-	6.1-	6.3-	40.0+	49.4+				¥	900.0+	28.6-	¥
SISTERSVILLE PD	1,799	4.44	8	5	62.50	0	0	0	1	5	2	0
NUMERICAL CHANGE	1,801	7.77	14	4	28.57	0	0	0	0	5	7	0
PERCENT CHANGE	2-	3.33-	6-	1+	33.93+	0	0	0	1+	0	5-	2-
	.1-	42.9-	42.9-	25.0+	118.8+				¥	.0	71.4-	¥
MIDDLEBORNE PD	1,035	.00	0	0	.00	0	0	0	0	0	0	0
NUMERICAL CHANGE	1,037	.00	0	0	.00	0	0	0	0	0	0	0
PERCENT CHANGE	2-	.00	0	0	.00							
UFSHUR CITY	23,733	12.25	291	79	27.14	0	3	2	9	61	199	17
NUMERICAL CHANGE	23,760	15.88	330	117	35.45	0	1	1	31	50	225	22
PERCENT CHANGE	27-	1.63-	39-	38-	8.31-	0	2+	1+	22-	11+	26-	5-
	.1-	11.7-	11.8-	32.5-	23.4-	200.0+	100.0+	71.0-	22.0+	11.6-	22.7-	¥

PART I OFFENSES

# PART I OFFENSES

## WEST VIRGINIA U C R CRIME INDEX REPORT

IDENTIFIER	POPULATION	CRIME RATE	TOTAL OFFEN	TOTAL CLEARED	PERCENT CLEARED	MURDER	RAPE	ROBBERY	FEL ASFLT	BREAK ENTER	LARCENY THEFT	M/V THEFT
RURAL	17,414	9.30	162	30	18.51	0	0	0	9	49	97	7
NUMERICAL CHANGE	17,434	7.91	138	31	22.46	0	0	0	30	29	69	10
PERCENT CHANGE	20-	1.39+	24+	1-	3.95-	0	0	0	21-	20+	28+	3-
	.1-	17.6+	17.4+	3.2-	17.6-				70.0-	69.0+	40.6+	30.3-
SHERIFF	96	75	20	26.66		0	0	0	1	23	48	3
NUMERICAL CHANGE	95	41	14	34.14		0	0	0	0	12	27	2
PERCENT CHANGE		34+	6+	7.48-		0	0	0	1+	11+	21+	1+
		82.9+	42.9+	21.9-					*	91.7+	77.8+	50.0+
STATE POLICE	96	87	10	11.49		0	0	0	8	26	49	4
NUMERICAL CHANGE	95	97	17	17.52		0	0	0	30	17	42	8
PERCENT CHANGE		10-	7-	6.03-		0	0	0	22-	9+	7+	4-
		10.3-	41.2-	34.4-					73.3-	52.9+	16.7+	50.0-
MUNICIPAL	6,319	20.41	129	49	37.98	0	3	2	0	12	102	10
NUMERICAL CHANGE	6,326	30.34	192	86	44.79	0	1	1	1	21	156	12
PERCENT CHANGE	7-	9.93-	63-	37-	6.81-	0	2+	1+	1-	9-	54-	2-
	.1-	32.7-	32.8-	43.0-	15.2-		200.0+	100.0+	*	42.9-	34.6-	16.7-
BUCKHANNON PD	96	20.41	129	49	37.98	0	3	2	0	12	102	10
NUMERICAL CHANGE	95	30.34	192	86	44.79	0	1	1	1	21	156	12
PERCENT CHANGE	7-	9.93-	63-	37-	6.81-	0	2+	1+	1-	9-	54-	2-
	.1-	32.7-	32.8-	43.0-	15.2-		200.0+	100.0+	*	42.9-	34.6-	16.7-
MAYHE CTY	38,195	16.91	646	165	25.54	0	5	4	81	160	326	70
NUMERICAL CHANGE	95	17.09	654	161	24.61	1-	4	4	59	203	324	59
PERCENT CHANGE	46-	1.18-	8-	4+	9.3+	1-	1+	0	22+	43-	2+	11+
	.1-	1.1-	1.2-	2.5+	3.8+	*	25.0+	.0	37.3+	21.2-	.6+	18.5+
RURAL	30,390	14.27	434	125	28.80	0	4	4	72	126	166	62
NUMERICAL CHANGE	30,424	14.22	433	116	26.78	1-	4	1	58	156	161	52
PERCENT CHANGE	34-	.05+	1+	9+	2.02+	1-	0	3+	14+	30-	5+	10+
	.1-	.4+	.2+	7.8+	7.5+	*	.0	300.0+	24.1+	19.2-	3.1+	19.2+
SHERIFF	96	115	28	24.34		0	0	0	14	46	39	16
NUMERICAL CHANGE	95	128	32	25.00		1-	0	1	18	46	50	12
PERCENT CHANGE		13-	4-	.66-		1-	0	1-	4-	0	11-	4+
		10.2-	12.5-	2.6-		*		*	22.2-	.0	22.0-	33.3+
STATE POLICE	96	319	97	30.40		0	4	4	58	80	127	46
NUMERICAL CHANGE	95	305	84	27.54		0	4	0	40	110	111	40
PERCENT CHANGE		14+	13+	2.86+		0	0	4+	18+	30-	16+	6+
		4.6+	15.5+	10.4+		.0	.0	*	45.0+	27.3-	14.4+	15.0+
MUNICIPAL	7,805	27.16	212	40	18.86	0	1	0	9	34	160	8
NUMERICAL CHANGE	7,817	28.27	221	45	20.36	0	0	3	1	47	163	7
PERCENT CHANGE	12-	1.11-	9-	5-	1.50-	0	1+	3-	8+	13-	3-	1+
	.2-	3.9-	4.1-	11.1-	7.4-		*	800.0+	27.7-	1.8-	1.8-	14.3+

WEST VIRGINIA U C R CRIME INDEX REPORT

IDENTIFIER	POPULATION	CRIME RATE	TOTAL OFFEN	TOTAL CLEARED	PERCENT CLEARED	MURDER	RAPE	ROBBERY	FEL ASHLT	BREAK ENTER	LARCENY THEFT	M/V THEFT
CEREDO PD	1,943	31.39	61	29	47.54	0	0	0	1	9	48	3
NUMERICAL CHANGE	1,946	35.97	70	38	54.28	0	0	0	1	13	56	0
PERCENT CHANGE	.2-	4.58-	9-	9-	6.74-	0	0	0	.0	4-	8-	3+
		12.7-	12.9-	23.7-	12.4-					30.8-	14.3-	3
KENOVA PD	3,674	41.09	151	11	7.28	0	1	0	8	25	112	5
NUMERICAL CHANGE	3,679	40.22	148	5	3.37	0	0	2	0	32	107	7
PERCENT CHANGE	.1-	.87+	3+	3+	3.91+	0	1+	2-	8+	7-	5+	2-
		2.2+	2.0+	120.0+	116.0+					21.9-	4.7+	28.6-
WAYHIE PD	1,183	.00	0	0	.00	0	0	0	0	0	0	0
NUMERICAL CHANGE	1,185	2.53	3	2	66.66	0	0	1	0	2	0	0
PERCENT CHANGE	.2-	2.53-	3-	2-	66.66-	0	0	1-	0	2-	0	0
		.0	*	*	*					*	*	*
FORT GAY PD	1,005	.00	0	0	.00	0	0	0	0	0	0	0
NUMERICAL CHANGE	1,007	.00	0	0	.00	0	0	0	0	0	0	0
PERCENT CHANGE	.2-	.00	0	0	.00	0	0	0	0	0	0	0
		.00	0	0	.00					0	0	0

IDENTIFIER	POPULATION	CRIME RATE	TOTAL OFFEN	TOTAL CLEARED	PERCENT CLEARED	MURDER	RAPE	ROBBERY	FEL ASHLT	BREAK ENTER	LARCENY THEFT	M/V THEFT
WESTER CTY TOTAL	10,436	12.36	129	57	44.18	1	2	2	10	62	37	15
NUMERICAL CHANGE	10,449	4.97	52	9	17.30	2	3	0	2	28	12	5
PERCENT CHANGE	.1-	7.39+	77+	48+	26.28+	1-	1-	2+	8+	34+	25+	10+
		148.7+	148.1+	533.3+	155.4+	50.0-	33.3-	*	400.0+	121.4+	238.3+	200.0+
RURAL	10,436	12.36	129	57	44.18	1	2	2	10	62	37	15
NUMERICAL CHANGE	10,449	4.97	52	9	17.30	2	3	0	2	28	12	5
PERCENT CHANGE	.1-	7.39+	77+	48+	26.28+	1-	1-	2+	8+	34+	25+	10+
		148.7+	148.1+	533.3+	155.4+	50.0-	33.3-	*	400.0+	121.4+	238.3+	200.0+
SHERIFF	96	58.97	39	23	58.97	0	2	1	1	21	12	2
NUMERICAL CHANGE	95	30.76	13	4	30.76	0	2	0	0	8	2	1
PERCENT CHANGE		28.21+	26+	19+	28.21+	0	.0	1+	1+	13+	10+	1+
		91.7+	200.0+	475.0+	91.7+					162.5+	500.0+	100.0+
STATE POLICE	96	37.77	34	13	37.77	1	0	1	9	41	25	13
NUMERICAL CHANGE	95	12.82	39	5	12.82	2	1	0	2	20	10	4
PERCENT CHANGE		24.95+	51+	29+	24.95+	1-	1-	1+	7+	21+	15+	9+
		194.6+	130.8+	580.0+	194.6+	50.0-	*	*	350.0+	105.0+	150.0+	225.0+

IDENTIFIER	POPULATION	CRIME RATE	TOTAL OFFEN	TOTAL CLEARED	PERCENT CLEARED	MURDER	RAPE	ROBBERY	FEL ASHLT	BREAK ENTER	LARCENY THEFT	M/V THEFT
NETZEL CTY TOTAL	17,119	13.72	235	44	18.72	0	1	1	4	62	140	27
NUMERICAL CHANGE	17,140	11.43	196	68	34.69	0	2	2	5	48	126	13
PERCENT CHANGE	.1-	2.29+	39+	24-	15.97-	0	1-	1-	1-	14+	16+	14+
		20.0+	19.9+	35.3-	46.0-	50.0-	50.0-	50.0-	20.0-	29.2+	11.1+	107.7+
RURAL	10,490	9.63	99	11	11.11	0	1	0	1	41	46	10
NUMERICAL CHANGE	10,503	7.33	77	22	28.57	0	2	0	2	35	31	7
PERCENT CHANGE	.1-	2.10+	22+	11-	17.46-	0	1-	0	1-	6+	15+	3+
		28.6+	28.6+	50.0-	61.1-	50.0-			50.0-	17.1+	48.4+	42.9+

PART I OFFENSES

# PART I OFFENSES

## WEST VIRGINIA U C R CRIME INDEX REPORT

IDENTIFIER	POPULATION	CRIME RATE	TOTAL OFFEN	TOTAL CLEARED	PERCENT CLEARED	MURDER	RAPE	ROBBERY	FEL ASHLT	BREAK ENTER	LARCENY THEFT	M/V THEFT
SHERIFF 96			71	4	5.63	0	1	0	1	22	42	5
NUMERICAL CHANGE 95			52	6	11.53	0	0	0	1	22	25	4
PERCENT CHANGE			19+	2-	5.90-	0	1+	0	0	0	17+	1+
			36.5+	33.3-	51.2-		*		.0	.0	68.0+	25.0+
STATE POLICE 96			28	7	25.00	0	0	0	0	19	4	5
NUMERICAL CHANGE 95			25	16	64.00	0	2	0	1	13	6	3
PERCENT CHANGE			3+	9-	39.00-	0	2-	0	1-	6+	2-	2+
			12.0+	56.3-	60.9-		*		*	46.2+	33.3-	66.7+
MUNICIPAL 96	6,629	20.51	136	33	24.26	0	0	1	3	21	94	17
NUMERICAL CHANGE 95	6,637	17.92	119	46	38.65	0	0	2	3	13	95	6
PERCENT CHANGE	.1-	14.5+	14.3+	28.3-	37.2-	0	0	50.0-	.0	61.5+	1.1-	183.3+
NEW MARTINSVILLE PD 96	6,629	20.51	136	33	24.26	0	0	1	3	21	94	17
NUMERICAL CHANGE 95	6,637	17.92	119	46	38.65	0	0	2	3	13	95	6
PERCENT CHANGE	.1-	14.5+	14.3+	28.3-	37.2-	0	0	50.0-	.0	61.5+	1.1-	183.3+
			17+	13-	14.39-	0	0	1-	0	8+	1-	11+
			14.3+	28.3-	37.2-			50.0-	.0	61.5+	1.1-	183.3+
WIRT CITY TOTAL	5,454	10.26	56	8	14.28	0	0	0	3	20	31	2
NUMERICAL CHANGE 95	5,460	8.60	47	16	34.04	0	0	0	1	19	27	0
PERCENT CHANGE	1-	19.3+	19.1+	50.0-	58.0-	0	0	0	200.0+	5.3+	14.8+	2+
			19.1+	50.0-	58.0-				*	114.3+	10.0+	*
RURAL 96	5,454	10.26	56	8	14.28	0	0	0	3	20	31	2
NUMERICAL CHANGE 95	5,460	8.60	47	16	34.04	0	0	0	1	19	27	0
PERCENT CHANGE	.1-	19.3+	19.1+	50.0-	58.0-	0	0	0	200.0+	5.3+	14.8+	2+
			19.1+	50.0-	58.0-				*	114.3+	10.0+	*
SHERIFF 96			28	5	17.85	0	0	0	1	15	11	1
NUMERICAL CHANGE 95			17	2	11.76	0	0	0	0	7	10	0
PERCENT CHANGE			11+	3+	6.09+	0	0	0	1+	8+	1+	1+
			64.7+	150.0+	51.8+				*	114.3+	10.0+	*
STATE POLICE 96			28	3	10.71	0	0	0	2	5	20	1
NUMERICAL CHANGE 95			30	14	46.66	0	0	0	1	12	17	0
PERCENT CHANGE			2-	11-	35.95-	0	0	0	1+	7-	3+	1+
			6.7-	78.6-	77.0-				100.0+	58.3-	17.6+	*
HOOD CITY TOTAL	88,197	29.77	2628	841	32.00	1	26	21	68	515	1886	111
NUMERICAL CHANGE 95	88,296	28.49	2517	787	31.26	1	20	19	102	472	1780	123
PERCENT CHANGE	1-	4.5+	4.4+	6.9+	2.4+	.0	30.0+	10.5+	33.3-	9.1+	6.0+	9.8-
			4.4+	6.9+	2.4+				*	114.3+	10.0+	*
			6.7-	78.6-	77.0-				100.0+	58.3-	17.6+	*
RURAL 96	40,944	10.01	410	38	9.26	1	4	0	9	128	255	13
NUMERICAL CHANGE 95	40,989	9.82	403	23	5.70	0	0	2	32	108	244	17
PERCENT CHANGE	.1-	1.9+	1.7+	65.2+	62.5+	1+	4+	*	71.9-	18.5+	4.5+	23.5-
			1.7+	65.2+	62.5+				*	18.5+	4.5+	23.5-

WEST VIRGINIA U C R CRIME INDEX REPORT

IDENTIFIER	POPULATION	CRIME RATE	TOTAL OFFENSES	TOTAL CLEARED	PERCENT CLEARED	MURDER	RAPE	ROBBERY	FEL ASLTT	BREAK ENTER	LARCENY THEFT	M/V THEFT
SHERIFF 96	328	8.84	29	0	4	0	7	92	214	11		
NUMERICAL CHANGE 95	321	4.98	16	0	0	2	31	72	208	8		
PERCENT CHANGE	7+	13+	3.86+	0	4+	2-	24-	20+	6+	3+		
	2.2+	81.3+	77.5+		✕	✕	77.4-	27.8+	2.9+	37.5+		
STATE POLICE 96	82	10.97	9	1	0	0	2	36	41	2		
NUMERICAL CHANGE 95	82	8.53	7	0	0	0	1	36	36	9		
PERCENT CHANGE	0	2+	2.44+	1+	0	0	1+	0	5+	7-		
	.0	28.6+	28.6+	✕	✕	✕	100.0+	.0	13.9+	77.9-		
MUNICIPAL 96	47,253	46.93	2218	803	36.20	0	22	21	59	387	1631	93
NUMERICAL CHANGE 95	47,507	48.66	2114	764	36.14	1	20	17	70	364	1535	105
PERCENT CHANGE	54-	2.27+	104+	39+	.06+	1-	2+	4+	11-	23+	95+	3-
	.1-	5.1+	4.9+	5.1+	.2+	✕	10.0+	23.5+	15.7-	6.3+	6.2+	7.5-
PARKERSBURG PD	33,173	52.98	1758	586	33.33	0	20	21	58	370	1208	81
NUMERICAL CHANGE 95	33,210	48.35	1606	506	31.50	1	17	17	68	329	1076	98
PERCENT CHANGE	37-	4.63+	152+	80+	1.83+	1-	3+	4+	10-	41+	132+	17-
	.1-	9.6+	9.5+	15.8+	5.8+	✕	17.6+	23.5+	14.7-	12.5+	12.3+	17.3-
VIENNA PD	11,053	34.83	385	211	54.80	0	2	0	1	13	358	11
NUMERICAL CHANGE 95	11,066	37.86	419	250	59.66	0	3	0	1	21	383	6
PERCENT CHANGE	13-	3.03-	34-	39-	4.86-	0	1-	0	0	8-	30-	5+
	.1-	8.0-	8.1-	15.6-	8.1-	✕	33.3-	✕	.0	38.1-	7.7-	83.3+
WILLIAMSTOWN PD	3,027	26.77	75	6	8.00	0	0	0	0	4	65	6
NUMERICAL CHANGE 95	3,031	29.36	89	8	8.98	0	0	0	1	14	72	2
PERCENT CHANGE	4-	4.59-	14-	2-	.98-	0	0	0	1-	10-	7-	4+
	.1-	15.6-	15.7-	25.0-	10.9-	✕	✕	✕	✕	71.4-	9.7-	200.0+
HYOING CITY TOTAL	28,543	10.26	293	67	22.86	0	2	2	16	97	148	28
NUMERICAL CHANGE 95	28,576	10.00	286	67	23.42	1	2	2	13	93	154	21
PERCENT CHANGE	33-	.26+	0	.56-	1-	0	0	0	3+	4+	6-	7+
	.1-	2.6+	2.4+	.0	2.4-	✕	.0	.0	23.1+	4.3+	3.9-	33.3+
RURAL	23,911	8.61	206	34	16.50	0	1	1	14	83	87	20
NUMERICAL CHANGE 95	23,938	8.31	199	33	16.58	1	2	1	8	66	105	16
PERCENT CHANGE	27-	.30+	7+	1+	.08-	1-	1-	0	6+	17+	18-	4+
	.1-	3.6+	3.5+	3.0+	.5-	✕	50.0-	.0	75.0+	25.8+	17.1-	25.0+
SHERIFF 96	132	19.69	26	1	1	1	12	58	47	13		
NUMERICAL CHANGE 95	123	22.76	28	1	2	1	7	42	60	10		
PERCENT CHANGE	9+	3.07-	2-	1-	1-	0	5+	16+	13-	3+		
	7.3+	7.1-	13.5-	✕	50.0-	✕	71.4+	38.1+	21.7-	30.0+		
STATE POLICE 96	74	10.81	8	0	0	0	2	25	40	7		
NUMERICAL CHANGE 95	76	6.57	5	0	0	0	1	24	45	6		
PERCENT CHANGE	2-	3+	4.24+	0	0	0	1+	1+	5-	1+		
	2.6-	60.0+	64.5+				100.0+	4.2+	11.1-	16.7+		

PART I OFFENSES

# PART I OFFENSES

## MET VIRGINIA U C R CRIME INDEX REPORT

IDENTIFIER	MUNICIPAL	POPULATION	CRIME RATE	TOTAL OFFEN	TOTAL CLEARED	PERCENT CLEARED	MURDER	RAPE	ROBBERY	FEL ASHLT	BREAK ENTER	PERCENT THEFT	M.V THEFT
	96	4,632	18.78	87	33	37.93	0	1	1	2	14	61	8
	95	4,638	18.75	87	34	39.08	0	0	1	5	27	49	5
			.03+	0	1-	1.15-	0	1+	0	3-	15-	12+	3+
			.2+	.0	2.9-	2.9-		*	.0	60.0-	48.1-	24.5+	60.0+
MULLERS PD	96	1,993	2.50	5	2	40.00	0	0	1	0	2	0	2
	95	1,996	3.50	7	3	42.85	0	0	0	0	4	5	0
			1.00-	2-	1-	2.85-	0	0	1+	0	2-	5-	0
			28.6-	28.6-	33.3-	6.7-		*	*	50.0-	50.0-	5-	2+
PINEVILLE PD	96	881	27.24	24	9	37.50	0	0	0	1	2	18	3
	95	882	28.34	25	11	44.00	0	0	1	2	4	15	3
			1.10-	1-	2-	6.50-	0	0	1-	1-	2-	3+	0
			3.9-	4.0-	18.2-	14.8-		*	*	50.0-	50.0-	20.0+	0
OCEANA PD	96	1,758	32.99	58	22	37.93	0	1	0	1	10	43	3
	95	1,760	31.24	55	20	36.36	0	0	0	3	19	31	2
			1.75+	3+	2+	1.57+	0	1+	0	2-	9-	12+	1+
			5.6+	5.5+	10.0+	4.3+		*	*	66.7-	47.4-	38.7+	50.0+

## **PART I ARRESTS BY CHARGE AND AGENCY TYPE**

The report in this section details the number of persons arrested for Part I Offenses for the reporting period of 1996 and 1995. Definitions for each of the Part I Offenses may be found in this book in the Table of Contents under the category entitled "Classification of Offenses".

# PART I ARRESTS

PART I ARRESTS BY CHARGE AND AGENCY TYPE		CRIMINAL HOMICIDE										ROBBERY	AGGRAV ASSAULT	BURGLARY	LARCENY	AUTO THEFT		
		JUVENILE		ADULTS		GRAND TOTAL		MURDER		NEG MANSL		RAPE		ROBBERY	AGGRAV ASSAULT	BURGLARY	LARCENY	AUTO THEFT
MEST VIRGINIA		96	2632	7340	9973	55	4	118	271	1596	6421	561						
CHANGE		95	2542	6556	9098	86	6	125	280	1477	575	507						
CHANGE		95	91+	784+	875+	31-	2-	7-	9-	119+	746+	54+						
RURAL		96	501	2602	3103	30	3	66	85	461	1320	279						
CHANGE		95	495	2306	2801	51	5	73	76	446	1159	224						
CHANGE		95	6+	296+	302+	21-	2-	7-	9+	15+	161+	55+						
SHERIFF'S		96	202	1260	1462	18	2	20	46	192	648	124						
CHANGE		95	215	1175	1390	23	3	25	50	229	567	81						
CHANGE		95	13-	85+	72+	5-	1-	5-	4-	37-	81+	43+						
STATE POLICE		96	299	1342	1641	12	1	46	39	269	672	155						
CHANGE		95	280	1131	1411	28	2	48	26	217	592	143						
CHANGE		95	19+	211+	230+	16-	1-	2-	13+	52+	80+	12+						
MUNICIPAL		96	2132	4738	6870	25	1	52	186	486	5101	282						
CHANGE		95	2047	4250	6297	35	1	52	204	496	4516	283						
CHANGE		95	85+	488+	573+	10-	0	0	18-	10-	585+	1-						
BARBOUR CTY		96	11	23	34	0	0	1	0	2	5	5						
CHANGE		95	12	29	41	0	0	1	0	2	10	5						
CHANGE		95	3	26	29	0	0	1	0	6	19	6						
CHANGE		95	9+	15-	6-	0	0	0	0	4-	2+	9-						
RURAL		96	5	10	15	0	0	0	0	0	3	2						
CHANGE		95	0	8	13	0	0	1	0	3	1	1						
CHANGE		95	5+	3-	2+	0	0	1-	0	3-	0	5+						
SHERIFF		96	0	2	2	0	0	0	0	0	0	0						
CHANGE		95	0	2	2	0	0	0	0	0	0	0						
CHANGE		95	0	0	0	0	0	0	0	0	1+	0						
STATE POLICE		96	5	8	13	0	0	0	0	0	2	5						
CHANGE		95	0	6	6	0	0	1	0	3	0	0						
CHANGE		95	5+	3-	2+	0	0	1-	0	3-	1-	5+						
MUNICIPAL		96	7	13	20	0	0	1	0	2	8	0						
CHANGE		95	3	21	24	0	0	0	0	3	18	0						
CHANGE		95	4+	12-	8-	0	0	1+	0	1-	10-	0						
BELINGTON PD		96	5	5	10	0	0	0	0	0	4	0						
CHANGE		95	0	0	0	0	0	0	0	0	0	0						
CHANGE		95	5+	0	5+	0	0	0	0	0	0	0						
CHANGE		95	3	18	21	0	0	0	0	0	0	0						
CHANGE		95	4+	12-	8-	0	0	1+	0	1-	2+	5+						
PHILIPPI PD		96	2	6	8	0	0	1	0	2	4	0						
CHANGE		95	3	18	21	0	0	0	0	3	18	0						
CHANGE		95	1-	12-	13-	0	0	1+	0	1-	14-	0						



PART I ARRESTS BY CHARGE AND AGENCY TYPE

		JUVENILE		ADULTS		GRAND TOTAL		CRIMINAL MURDER		HOMICIDE		FORCIBLE RAPE		ROBBERY		AGGRAV ASSAULT		BURGLARY		LARCENY		AUTO THEFT		
*****																								
BERKELEY CTY																								
TOTAL		145	474	619	1	0	5	14	42	94	439	24												
96		206	550	69+	3	0	3	19	38	59	418	10												
95		61-	130+	69+	2-	0	2+	5-	4+	55+	21+	14+												
CHANGE																								
*****																								
RURAL																								
TOTAL		20	206	226	1	0	4	5	25	67	104	20												
96		4	88	92	2	0	3	8	20	30	24	5												
95		16+	118+	134+	1-	0	1+	3-	5+	37+	80+	15+												
CHANGE																								
*****																								
SHERIFF																								
TOTAL		9	95	104	1	0	0	1	11	32	55	4												
96		4	37	41	1	0	1	3	7	14	12	3												
95		5+	58+	63+	0	0	1-	2-	4+	18+	43+	1+												
CHANGE																								
*****																								
STATE POLICE																								
TOTAL		11	111	122	0	0	4	4	14	35	49	16												
96		0	51	51	1	0	2	5	13	16	12	2												
95		11+	60+	71+	1-	0	2+	1-	1+	19+	37+	14+												
CHANGE																								
*****																								
MUNICIPAL																								
TOTAL		125	268	393	0	0	1	9	17	27	335	4												
96		202	256	458	1	0	0	11	18	29	394	5												
95		77-	12+	65-	1-	0	1+	2-	1-	2-	59-	1-												
CHANGE																								
*****																								
MARTINSBURG PD																								
TOTAL		125	268	393	0	0	1	9	17	27	335	4												
96		202	256	458	1	0	0	11	18	29	394	5												
95		77-	12+	65-	1-	0	1+	2-	1-	2-	59-	1-												
CHANGE																								
*****																								
BOONE CTY																								
TOTAL		2	63	65	0	0	0	0	2	22	30	11												
96		4	31	35	0	0	0	0	7	9	11	8												
95		2-	32+	30+	0	0	0	0	5-	13+	19+	3+												
CHANGE																								
*****																								
RURAL																								
TOTAL		2	60	62	0	0	0	0	2	20	29	11												
96		1	28	29	0	0	0	0	7	9	10	3												
95		1+	32+	33+	0	0	0	0	5-	11+	19+	8+												
CHANGE																								
*****																								
SHERIFF																								
TOTAL		0	7	7	0	0	0	0	0	2	5	0												
96		1	26	27	0	0	0	0	6	9	9	3												
95		1-	19-	20-	0	0	0	0	6-	7-	4-	3-												
CHANGE																								
*****																								
STATE POLICE																								
TOTAL		2	53	55	0	0	0	0	2	18	24	11												
96		0	2	2	0	0	0	0	1	0	1	0												
95		2+	51+	53+	0	0	0	0	1+	18+	23+	11+												
CHANGE																								
*****																								
MUNICIPAL																								
TOTAL		0	3	3	0	0	0	0	0	2	1	0												
96		3	6	6	0	0	0	0	0	0	0	0												
95		3-	0	3-	0	0	0	0	0	2+	0	5-												
CHANGE																								
*****																								
MADISON PD																								
TOTAL		0	3	3	0	0	0	0	0	2	1	0												
96		2	3	5	0	0	0	0	0	0	0	0												
95		2-	0	2-	0	0	0	0	0	2+	0	5-												
CHANGE																								

PART I ARRESTS

# PART I ARRESTS

		PART I ARRESTS BY CHARGE AND AGENCY TYPE													
		JUVENILE	ADULTS	GRAND TOTAL	MURDER	CRIMINAL	HOMICIDE	NEG	MANSL	FORCIBLE RAPE	ROBBERY	AGGRAV ASSAULT	BURGLARY	LARCENY	AUTO THEFT
WHITESVILLE PD	96	0	0	0	0	0	0	0	0	0	0	0	0	0	0
	95	1	0	1	0	0	0	0	0	0	0	0	0	1	0
	CHANGE	1-	0	1-	0	0	0	0	0	0	0	0	0	1-	0
DANVILLE PD	96	0	0	0	0	0	0	0	0	0	0	0	0	0	0
	95	0	0	0	0	0	0	0	0	0	0	0	0	0	0
	CHANGE	0	0	0	0	0	0	0	0	0	0	0	0	0	0
BRAXTON CTY	96	3	21	24	0	0	0	0	0	0	0	4	3	12	5
	95	10	40	50	0	0	6	6	6	2	6	15	19	19	2
	CHANGE	7-	19-	26-	0	0	6-	6-	6-	2-	2-	12-	12-	7-	3+
RURAL	96	3	21	24	0	0	0	0	0	0	0	4	3	12	5
	95	10	37	47	0	0	6	6	6	2	6	14	17	17	2
	CHANGE	7-	16-	23-	0	0	6-	6-	6-	2-	2-	11-	11-	5-	3+
SHERIFF	96	0	2	2	0	0	0	0	0	0	0	2	0	0	0
	95	4	5	9	0	0	0	0	0	0	0	4	1	4	0
	CHANGE	4-	3-	7-	0	0	0	0	0	0	0	2-	1-	4-	0
STATE POLICE	96	3	19	22	0	0	0	0	0	0	0	2	3	12	5
	95	6	32	38	0	0	6	6	6	2	2	13	13	13	2
	CHANGE	3-	13-	16-	0	0	6-	6-	6-	2-	2-	10-	10-	1-	3+
MUNICIPAL	96	0	0	0	0	0	0	0	0	0	0	0	0	0	0
	95	0	3	3	0	0	0	0	0	0	0	0	1	2	0
	CHANGE	0	3-	3-	0	0	0	0	0	0	0	0	1-	2-	0
SUTTON PD	96	0	0	0	0	0	0	0	0	0	0	0	0	0	0
	95	0	3	3	0	0	0	0	0	0	0	0	1	2	0
	CHANGE	0	3-	3-	0	0	0	0	0	0	0	0	1-	2-	0
BROOKE CTY	96	8	32	40	0	0	0	0	0	0	0	20	7	13	0
	95	9	36	45	0	0	0	0	0	0	0	16	8	13	8
	CHANGE	1-	4-	5-	0	0	0	0	0	0	0	4+	1-	0	8-
RURAL	96	1	8	9	0	0	0	0	0	0	0	1	6	2	0
	95	0	17	17	0	0	0	0	0	0	0	1	7	3	6
	CHANGE	1+	9-	8-	0	0	0	0	0	0	0	0	1-	1-	6-
SHERIFF	96	1	8	9	0	0	0	0	0	0	0	1	6	2	0
	95	0	14	14	0	0	0	0	0	0	0	1	7	3	4
	CHANGE	1+	6-	5-	0	0	0	0	0	0	0	1+	1-	1-	4-
STATE POLICE	96	0	0	0	0	0	0	0	0	0	0	0	0	0	0
	95	0	3	3	0	0	0	0	0	0	0	1	0	0	2
	CHANGE	0	3-	3-	0	0	0	0	0	0	0	1-	0	0	2-

PART I ARRESTS BY CHARGE AND AGENCY TYPE												
	JUVENILE	ADULTS	GRAND TOTAL	MURDER	CRIMINAL	HOMICIDE	FORCIBLE RAPE	ROBBERY	AGGRAV ASSAULT	BURGLARY	LARCENY	AUTO THEFT
MUNICIPAL	7	24	31	0	0	0	0	0	19	1	11	0
CHANGE	9	19	28	0	0	0	0	0	15	1	10	2
FOLLANSBEE PD	2-	5+	3+	0	0	0	0	0	4+	0	1+	2-
	7	18	25	0	0	0	0	0	18	1	6	0
CHANGE	9	15	24	0	0	0	0	0	15	1	8	0
MELLSBURG PD	2-	3+	1+	0	0	0	0	0	3+	0	2-	0
	0	6	6	0	0	0	0	0	1	0	5	0
CHANGE	0	4	4	0	0	0	0	0	0	0	2	0
	0	2+	2+	0	0	0	0	0	1+	0	3+	2-
CABELL CTY	230	620	850	5	0	8	8	35	71	127	592	12
CHANGE	278	588	866	9	0	14	33	71	138	138	557	34
	48-	32+	16-	4-	0	6-	2+	0	0	11-	25+	22-
RURAL	32	157	189	1	0	0	1	9	17	47	111	3
CHANGE	29	147	176	1	0	0	3	6	19	42	93	12
	3+	10+	13+	0	0	2-	3+	3+	2-	5+	18+	9-
SHERIFF	16	87	103	1	0	1	1	8	11	23	57	2
CHANGE	18	96	114	1	0	2	4	4	17	24	63	3
	2-	9-	11-	0	0	1-	4+	4+	6-	1-	6-	1-
STATE POLICE	16	70	86	0	0	0	0	1	6	24	54	1
CHANGE	11	51	62	0	0	1	1	2	2	18	30	9
	5+	19+	24+	0	0	1-	1-	4+	4+	6+	24+	8-
MUNICIPAL	198	463	661	4	0	7	26	54	54	80	481	9
CHANGE	249	441	690	8	0	11	27	52	52	96	474	22
	51-	22+	29-	4-	0	4-	1-	2+	2+	16-	7+	13-
BARBOURSVILLE PD	89	151	240	0	0	0	0	0	0	1	238	1
CHANGE	119	162	281	0	0	1	0	0	5	8	265	2
	30-	11-	41-	0	0	1-	0	0	5-	7-	27-	1-
HUNTINGTON PD	109	304	413	4	0	6	24	54	54	79	238	8
CHANGE	127	267	394	8	0	10	27	42	42	88	201	18
	18-	37+	19+	4-	0	4-	3-	12+	12+	9-	37+	10-
MILTON PD	0	2	2	0	0	0	0	0	0	0	2	0
CHANGE	1	9	10	0	0	0	0	0	5	0	4	1
	1-	7-	8-	0	0	0	0	0	5-	0	2-	1-
MU SECURITY POLICE	0	6	6	0	0	1	2	0	0	0	3	0
CHANGE	2	3	5	0	0	0	0	0	0	0	4	0
	2-	3+	1+	0	0	1+	2+	0	0	0	1-	1-
CALHOJH CTY	12	14	26	0	0	3	0	0	6	3	11	3
CHANGE	9	26	35	0	0	1	0	0	11	3	14	6
	3+	12-	9-	0	0	2+	0	0	5-	0	3-	3-

PART I ARRESTS

# PART I ARRESTS

		PART I ARRESTS BY CHARGE AND AGENCY TYPE		CRIMINAL HOMICIDE		FORCIBLE RAPE		ROBBERY		AGGRAV ASSAULT		BURGLARY LARCENY		AUTO THEFT	
		JUVENILE	ADULTS	GRAND TOTAL	MURDER	NEG	MANSL								
RURAL	96	2	10	12	0	0	0	3	0	5	2	2	0		
	95	5	26	31	0	0	0	1	0	11	3	10	6		
	CHANGE	3-	16-	19-	0	0	0	2+	0	6-	1-	8-	6-		
SHERIFF	96	2	6	8	0	0	0	2	0	3	1	2	0		
	95	0	14	14	0	0	0	1	0	7	0	6	0		
	CHANGE	2+	8-	6-	0	0	0	1+	0	4-	1+	4-	0		
STATE POLICE	96	0	4	4	0	0	0	1	0	2	1	0	0		
	95	5	12	17	0	0	0	0	0	4	3	4	6		
	CHANGE	5-	8-	13-	0	0	0	1+	0	2-	2-	4-	6-		
MUNICIPAL	96	10	4	14	0	0	0	0	0	1	1	9	3		
	95	4	0	4	0	0	0	0	0	0	0	4	0		
	CHANGE	6+	4+	10+	0	0	0	0	0	1+	1+	5+	3+		
GRAHNSVILLE PD	96	10	4	14	0	0	0	0	0	1	1	9	3		
	95	4	0	4	0	0	0	0	0	0	0	4	0		
	CHANGE	6+	4+	10+	0	0	0	0	0	1+	1+	5+	3+		
CLAY CTY	96	8	23	31	0	0	0	0	2	8	7	11	3		
	95	0	26	26	0	0	0	1	0	2	9	9	5		
	CHANGE	8+	3-	5+	0	0	0	1-	2+	6+	2-	2+	2-		
RURAL	96	8	23	31	0	0	0	0	2	8	7	11	3		
	95	0	26	26	0	0	0	1	0	2	9	9	5		
	CHANGE	8+	3-	5+	0	0	0	1-	2+	6+	2-	2+	2-		
SHERIFF	96	1	4	5	0	0	0	0	0	1	2	2	0		
	95	0	12	12	0	0	0	0	0	0	4	8	0		
	CHANGE	1+	8-	7-	0	0	0	0	0	1+	2-	6-	0		
STATE POLICE	96	7	19	26	0	0	0	0	2	7	5	9	3		
	95	0	14	14	0	0	0	1	0	2	5	1	3		
	CHANGE	7+	5+	12+	0	0	0	1-	2+	5+	0	3+	2-		
DODDRIDGE CTY	96	0	9	9	0	0	0	0	1	3	1	3	1		
	95	2	11	13	0	0	0	1	0	1	0	3	8		
	CHANGE	2-	2-	4-	0	0	0	1-	1+	2+	1+	0	7-		
RURAL	96	0	9	9	0	0	0	0	1	3	1	3	1		
	95	2	11	13	0	0	0	1	0	1	0	3	8		
	CHANGE	2-	2-	4-	0	0	0	1-	1+	2+	1+	0	7-		
SHERIFF	96	0	0	0	0	0	0	0	0	0	0	0	0		
	95	0	0	0	0	0	0	0	0	0	0	0	0		
	CHANGE	0	0	0	0	0	0	0	0	0	0	0	0		

PART I ARRESTS BY CHARGE AND AGENCY TYPE  
 JUVENILE ADULTS GRAND CRIMINAL HOMICIDE FORCIBLE ROBBERY AGGRAV BURGLARY LARCENY AUTO  
 TOTAL MURDER MEG MANSL RAPE ASSAULT

AGENCY	CHARGE	JUVENILE	ADULTS	GRAND	CRIMINAL	HOMICIDE	FORCIBLE	ROBBERY	AGGRAV	BURGLARY	LARCENY	AUTO THEFT
STATE POLICE	96	0	9	9	0	0	0	1	3	1	3	1
	95	2	11	13	0	0	1	0	1	0	3	8
	CHANGE	2-	2-	4-	0	0	1-	1+	2+	1+	0	7-
FAYETTE CTY	TOTAL	94	224	318	1	1	4	43	61	159	19	19
	96	149	182	331	5	1	2	11	42	81	169	20
	95	55-	42+	13-	4-	1-	1-	7-	1+	20-	20+	1-
	CHANGE	*****	*****	*****	*****	*****	*****	*****	*****	*****	*****	*****
RURAL	96	28	112	140	1	0	0	2	39	43	42	13
	95	54	94	148	4	1	2	5	34	43	25	13
	CHANGE	26-	18+	8-	3-	1-	2-	3-	5+	0	4-	0
SHERIFF	96	27	56	83	1	0	0	2	13	32	27	8
	95	46	62	108	3	1	2	4	19	39	31	9
	CHANGE	19-	6-	25-	2-	1-	2-	2-	6-	7-	4-	1-
STATE POLICE	96	1	56	57	0	0	0	0	26	11	15	5
	95	8	32	40	1	0	0	1	15	14	15	4
	CHANGE	7-	24+	17+	1-	0	0	1-	11+	7+	0	1+
MUNICIPAL	96	66	112	178	0	0	1	2	4	18	147	6
	95	95	88	183	1	0	0	6	8	38	123	7
	CHANGE	29-	24+	5-	1-	0	1+	4-	4-	20-	24+	1-
ARSTED PD	96	0	3	3	0	0	1	0	0	0	2	0
	95	6	2	8	0	0	0	0	0	8	0	0
	CHANGE	6-	1+	5-	0	0	1+	0	0	8-	2+	0
FAYETTEVILLE PD	96	3	8	11	0	0	0	0	0	5	6	0
	95	1	4	5	0	0	0	0	0	1	0	4
	CHANGE	2+	4+	6+	0	0	0	0	0	4+	6+	4-
MONTGOMERY PD	96	1	3	4	0	0	0	0	0	0	4	0
	95	1	6	7	0	0	0	0	0	1	6	0
	CHANGE	0	3-	3-	0	0	0	0	0	1-	2-	0
MOUNT HOPE PD	96	2	9	11	0	0	0	1	0	2	6	2
	95	3	18	21	0	0	0	5	2	11	3	0
	CHANGE	1-	9-	10-	0	0	0	4-	2-	9-	3+	2+
OAK HILL PD	96	59	86	145	0	0	0	1	3	10	127	4
	95	84	55	139	0	0	0	1	4	17	114	3
	CHANGE	25-	31+	6+	0	0	0	0	1-	7-	13+	1+
SMITHERS PD	96	1	1	2	0	0	0	0	0	1	1	0
	95	0	3	3	1	0	0	0	0	0	0	0
	CHANGE	1+	2-	1-	1-	0	0	0	2-	1+	1+	0
M VA TECH SECURITY	96	0	2	2	0	0	0	0	1	0	1	0
	95	0	0	0	0	0	0	0	0	0	0	0
	CHANGE	0	2+	2+	0	0	0	0	1+	0	1+	0

PART I ARRESTS

# PART I ARRESTS

		PART I ARRESTS BY CHARGE AND AGENCY TYPE											
		JUVENILE	ADULTS	GRAND TOTAL	MURDER	CRIMINAL	HOMICIDE	FORCIBLE	ROBBERY	AGGRAV	BURGLARY	LARCENY	AUTO THEFT
					NEG	MANSL	RAPE			ASSAULT			
GAULEY BRIDGE PD	96	0	0	0	0	0	0	0	0	0	0	0	0
	95	0	0	0	0	0	0	0	0	0	0	0	0
	CHANGE	0	0	0	0	0	0	0	0	0	0	0	0
GILMER CITY	96	4	20	24	1	0	2	0	0	0	6	15	0
	95	0	17	17	0	0	1	0	0	1	3	11	1
	CHANGE	4+	3+	7+	1+	0	1+	0	0	1-	3+	4+	1-
RURAL	96	0	5	5	1	0	0	0	0	0	3	1	0
	95	0	7	7	0	0	1	0	0	1	1	3	1
	CHANGE	0	2-	2-	1+	0	1-	0	0	1-	2+	2-	1-
SHERIFF	96	0	2	2	1	0	0	0	0	0	1	0	0
	95	0	2	2	0	0	0	0	0	0	1	0	0
	CHANGE	0	0	0	1+	0	0	0	0	0	0	0	1-
STATE POLICE	96	0	3	3	0	0	0	0	0	0	2	1	0
	95	0	5	5	0	0	1	0	0	1	0	3	0
	CHANGE	0	2-	2-	0	0	1-	0	0	1-	2+	2-	0
MUNICIPAL	96	4	15	19	0	0	2	0	0	0	3	14	0
	95	0	10	10	0	0	0	0	0	0	2	8	0
	CHANGE	4+	5+	9+	0	0	2+	0	0	0	1+	6+	0
GLENVILLE PD	96	4	13	17	0	0	2	0	0	0	3	12	0
	95	0	10	10	0	0	0	0	0	0	2	8	0
	CHANGE	4+	3+	7+	0	0	2+	0	0	0	1+	4+	0
GLENVILLE ST SECURITY	96	0	2	2	0	0	0	0	0	0	0	2	0
	95	0	0	0	0	0	0	0	0	0	0	0	0
	CHANGE	0	2+	2+	0	0	0	0	0	0	0	2+	0
GRANT CITY	96	2	11	13	0	0	0	0	0	1	6	5	1
	95	2	16	18	0	0	0	0	0	3	1	13	1
	CHANGE	0	5-	5-	0	0	0	0	0	2-	5+	8-	0
RURAL	96	0	6	6	0	0	0	0	0	0	3	3	0
	95	0	4	4	0	0	0	0	0	0	0	3	1
	CHANGE	0	2+	2+	0	0	0	0	0	0	3+	0	1-
SHERIFF	96	0	3	3	0	0	0	0	0	0	1	2	0
	95	0	1	1	0	0	0	0	0	0	0	1	0
	CHANGE	0	2+	2+	0	0	0	0	0	0	1+	1+	0
STATE POLICE	96	0	3	3	0	0	0	0	0	0	2	1	0
	95	0	3	3	0	0	0	0	0	0	0	2	1
	CHANGE	0	0	0	0	0	0	0	0	0	0	2+	1-

PART I ARRESTS BY CHARGE AND AGENCY TYPE

	JUVENILE	ADULTS	GRAND TOTAL	CRIMINAL MURDER	HOMICIDE NEG	FORCIBLE MANSL RAPE	ROBBERY	AGGRAV ASSAULT	BURGLARY	LARCENY	AUTO THEFT
MUNICIPAL	2	5	7	0	0	0	0	0	3	2	1
95	2	12	14	0	0	0	0	1	1	10	0
CHANGE	0	7-	7-	0	0	0	0	2-	2+	8-	1+
PETERSBURG PD	2	5	7	0	0	0	0	1	3	2	1
95	2	12	14	0	0	0	0	3	1	10	0
CHANGE	0	7-	7-	0	0	0	0	2-	2+	8-	1+
GREENBRIER CTY TOTAL	15	51	66	0	0	3	2	8	16	31	5
95	32	68	100	0	3	3	2	13	24	47	11
CHANGE	17-	17-	34-	0	0	0	0	5-	8-	16-	5-
RURAL	4	27	31	0	0	3	2	3	8	12	3
95	14	32	46	0	3	0	0	9	17	15	2
CHANGE	10-	5-	15-	0	0	0	2+	6-	9-	3-	1+
SHERIFF	1	3	4	0	0	2	0	0	0	2	0
95	9	11	20	0	0	3	0	3	12	1	1
CHANGE	8-	8-	16-	0	0	1-	0	3-	12-	1+	1-
STATE POLICE	3	24	27	0	0	1	2	3	8	10	3
95	5	21	26	0	0	0	0	6	5	14	1
CHANGE	2-	3+	1+	0	0	1+	2+	3-	3+	4-	2+
MUNICIPAL	11	24	35	0	0	0	0	5	8	19	3
95	18	36	54	0	0	0	2	4	7	32	9
CHANGE	7-	12-	19-	0	0	0	2-	1+	1+	13-	6-
LEWISBURG PD	4	12	16	0	0	0	0	3	1	11	1
95	1	25	26	0	0	0	2	1	3	13	7
CHANGE	3+	13-	10-	0	0	0	2-	2+	2-	2-	6-
RAIHILLE PD	6	6	12	0	0	0	0	0	5	7	0
95	13	6	19	0	0	0	0	1	0	18	0
CHANGE	7-	0	7-	0	0	0	0	1-	5+	11-	0
-RONCEVERTE PD	1	3	4	0	0	0	0	0	1	1	2
95	2	0	2	0	0	0	0	0	2	0	0
CHANGE	1-	3+	2+	0	0	0	0	0	1-	1+	2+
WHITE SULPHUR SPRINGS PD	0	3	3	0	0	0	0	2	1	0	0
95	2	5	7	0	0	0	0	2	2	1	2
CHANGE	2-	2-	4-	0	0	0	0	0	1-	1-	2-
HAMPSHIRE CTY TOTAL	21	29	50	1	1	0	0	6	15	18	9
95	9	32	41	2	0	0	0	3	17	15	4
CHANGE	12+	3-	9+	1-	1+	0	0	3+	2-	3+	5+

PART I ARRESTS

# PART I ARRESTS

		PART I ARRESTS BY CHARGE AND AGENCY TYPE											
		JUVENILE	ADULTS	GRAND TOTAL	MURDER	CRIMINAL	HOMICIDE	FORCIBLE	ROBBERY	AGGRAV ASSAULT	BURGLARY	LARCENY	AUTO THEFT
					NEG	MANSL	RAPE						
RURAL	96	14	28	42	1	1	0	0	0	6	15	13	6
	95	9	30	39	1	0	0	0	0	3	17	15	3
	CHANGE	5+	2-	3+	0	1+	0	0	0	3+	2-	2-	3+
SHERIFF	96	2	8	10	0	0	0	0	0	1	3	5	1
	95	0	4	4	0	0	0	0	0	1	1	2	0
	CHANGE	2+	4+	6+	0	0	0	0	0	0	2+	3+	1+
STATE POLICE	96	12	20	32	1	1	0	0	0	5	12	8	5
	95	9	26	35	1	0	0	0	0	2	16	13	3
	CHANGE	3+	6-	3-	0	1+	0	0	0	3+	4-	5-	2+
MUNICIPAL	96	7	1	8	0	0	0	0	0	0	0	5	3
	95	0	2	2	1	0	0	0	0	0	0	0	1
	CHANGE	7+	1-	6+	1-	0	0	0	0	0	0	5+	2+
ROHNEY PD	96	7	1	8	0	0	0	0	0	0	0	5	3
	95	0	2	2	1	0	0	0	0	0	0	0	1
	CHANGE	7+	1-	6+	1-	0	0	0	0	0	0	5+	2+
*****													
HANCOCK CTY	96	40	69	109	1	0	0	0	2	11	22	61	12
	95	42	86	128	0	2	1	1	0	24	18	73	5
	CHANGE	2-	17-	19-	1+	2-	1-	2+	2+	13-	4+	17-	7+
*****													
RURAL	96	0	20	20	1	0	0	0	2	4	4	3	6
	95	1	23	24	0	2	1	1	0	9	4	5	2
	CHANGE	1-	3-	4-	1+	2-	1-	2+	2+	5-	0	3-	4+
SHERIFF	96	0	18	18	1	0	0	0	2	3	4	2	6
	95	1	23	24	0	2	1	0	0	9	4	6	2
	CHANGE	1-	5-	6-	1+	2-	1-	2+	6-	6-	0	4-	4+
STATE POLICE	96	0	2	2	0	0	0	0	0	1	0	1	0
	95	0	0	0	0	0	0	0	0	0	0	0	0
	CHANGE	0	2+	2+	0	0	0	0	0	1+	0	1+	0
*****													
MUNICIPAL	96	40	49	89	0	0	0	0	0	7	18	58	6
	95	41	63	104	0	0	0	0	0	15	14	72	3
	CHANGE	1-	14-	15-	0	0	0	0	0	8-	4+	14-	3+
CHESTER PD	96	0	1	1	0	0	0	0	0	1	0	0	0
	95	0	2	2	0	0	0	0	0	1	0	0	0
	CHANGE	0	1-	1-	0	0	0	0	0	0	1-	0	0
WEIRTON PD	96	37	45	82	0	0	0	0	0	6	12	58	6
	95	40	59	99	0	0	0	0	0	13	12	72	2
	CHANGE	3-	14-	17-	0	0	0	0	0	7-	0	14-	4+
NEW CUMBERLAND PD	96	3	3	6	0	0	0	0	0	0	6	0	0
	95	1	2	3	0	0	0	0	0	1	1	0	1
	CHANGE	2+	1+	3+	0	0	0	0	0	1-	5+	0	1-



PART I ARRESTS BY CHARGE AND AGENCY TYPE

		JUVENILE	ADULTS	GRAND TOTAL	MURDER	NEG	HOMICIDE	FORCIBLE RAPE	ROBBERY	AGGRAV ASSAULT	BURGLARY	LARCENY	AUTO THEFT
*****													
HARDY CITY	TOTAL	27	31	58	0	0	0	0	2	9	25	20	2
	96	23	31	54	0	0	0	1	0	5	8	37	3
	95	4	0	4	0	0	0	1	2	4	17	17	1
	CHANGE	4	0	4	0	0	0	0	2	0	9	0	0
*****													
RURAL	TOTAL	7	16	23	0	0	0	0	2	3	16	2	0
	96	5	9	14	0	0	0	1	0	1	4	7	1
	95	2	7	9	0	0	0	1	2	2	12	5	1
	CHANGE	3	2	5	0	0	0	0	2	1	8	0	0
*****													
SHERIFF	TOTAL	2	3	5	0	0	0	0	0	1	4	0	0
	96	2	1	3	0	0	0	1	0	0	2	0	0
	95	0	2	2	0	0	0	1	0	1	2	0	0
	CHANGE	2	1	3	0	0	0	0	0	1	0	0	0
*****													
STATE POLICE	TOTAL	5	13	18	0	0	0	0	2	2	12	2	0
	96	3	8	11	0	0	0	0	0	1	2	7	1
	95	2	5	7	0	0	0	0	2	1	10	5	1
	CHANGE	1	3	4	0	0	0	0	2	0	8	2	0
*****													
MUNICIPAL	TOTAL	20	15	35	0	0	0	0	0	6	9	18	2
	96	18	22	40	0	0	0	0	0	4	4	30	2
	95	2	7	9	0	0	0	0	6	2	5	12	0
	CHANGE	2	5	7	0	0	0	0	6	2	1	12	2
*****													
MOOREFIELD PD	TOTAL	20	15	35	0	0	0	0	0	6	9	18	2
	96	18	22	40	0	0	0	0	0	4	4	30	2
	95	2	7	9	0	0	0	0	6	2	5	12	0
	CHANGE	2	5	7	0	0	0	0	6	2	1	12	2
*****													
HARRISON CITY	TOTAL	161	392	553	2	1	10	12	12	14	54	458	2
	96	147	338	477	3	0	7	12	12	25	23	320	7
	95	14	54	68	1	1	3	0	0	11	31	138	5
	CHANGE	133	284	409	2	1	7	12	12	14	21	188	2
*****													
RURAL	TOTAL	14	36	50	1	1	0	0	5	5	12	25	1
	96	12	47	59	1	0	2	2	1	11	8	32	4
	95	2	11	13	0	1	0	0	4	6	4	7	3
	CHANGE	12	36	44	1	1	0	2	4	7	8	25	1
*****													
SHERIFF	TOTAL	14	23	37	1	1	0	0	4	2	7	22	0
	96	12	30	42	1	0	1	1	1	10	5	24	0
	95	2	7	5	0	1	1	0	3	8	2	2	0
	CHANGE	12	23	35	1	1	0	0	4	2	7	22	0
*****													
STATE POLICE	TOTAL	0	13	13	0	0	0	0	1	3	5	3	1
	96	0	17	17	0	0	0	0	0	1	3	8	4
	95	0	4	4	0	0	0	0	1	2	2	5	3
	CHANGE	0	13	9	0	0	0	0	1	2	3	3	1
*****													
MUNICIPAL	TOTAL	147	356	503	1	0	10	7	7	9	42	433	1
	96	147	356	503	1	0	10	7	7	9	42	433	1
	95	67	291	358	0	0	0	0	0	0	0	0	0
	CHANGE	80	65	145	1	0	0	0	0	0	0	0	0
*****													
BRIDGEPORT PD	TOTAL	118	125	243	0	0	0	0	1	1	4	237	0
	96	51	83	134	0	0	0	0	0	0	7	127	0
	95	67	42	109	0	0	0	0	1	1	4	237	0
	CHANGE	51	42	93	0	0	0	0	1	1	7	127	0

PART I ARRESTS

# PART I ARRESTS

		PART I ARRESTS BY CHARGE AND AGENCY TYPE													
		JUVENILE		ADULTS		GRAND TOTAL	MURDER	CRIMINAL	HOMICIDE	FORCIBLE	ROBBERY	AGGRAV ASSAULT	BURGLARY	LARCENY	AUTO THEFT
		96	95	203	229	0	0	0	10	5	5	7	34	173	0
CLARKSBURG PD	CHANGE	26	14	174	188	2-	0	0	0	5	11	11	21	139	0
		12+	29+	41+			0	0	0	5+	4-	13+	34+	0	0
SALEM PD	CHANGE	0	8	8	8	1	0	0	0	0	0	1	1	5	1
		1	2	3	3	0	0	0	0	0	0	1	1	2	0
		1-	6+	5+	5+	1+	0	0	0	0	0	0	0	3+	1+
SHINNSTON PD	CHANGE	1	10	11	11	0	0	0	0	1	0	1	1	9	0
		0	13	13	13	0	0	0	0	1+	2-	0	0	11	0
		1+	3-	2-	2-	0	0	0	0	1+	2-	1+	1+	2-	0
STONEHOOD PD	CHANGE	1	1	2	2	0	0	0	0	0	0	0	0	2	0
		0	6	6	6	0	0	0	0	1	0	1	1	3	1
		1+	5-	4-	4-	0	0	0	0	1-	0	1-	1-	1-	1-
ANNMOORE PD	CHANGE	0	2	2	2	0	0	0	0	0	0	0	0	2	0
		1	7	8	8	0	0	0	0	1	1-	5	5	2	0
		1-	5-	6-	6-	0	0	0	0	0	1-	5-	5-	0	0
NUTTER FORT PD	CHANGE	1	7	8	8	0	0	0	0	0	1	2	2	5	0
		0	6	6	6	0	0	0	0	0	0	0	0	4	2
		1+	1+	2+	2+	0	0	0	0	0	1+	2+	2+	1+	2-
LUBBERPORT PD	CHANGE	0	0	0	0	0	0	0	0	0	0	0	0	0	0
		0	0	0	0	0	0	0	0	0	0	0	0	0	0
		0	0	0	0	0	0	0	0	0	0	0	0	0	0
JACKSON CTY	TOTAL	2	31	33	33	0	0	0	1	0	4	6	18	4	4
	CHANGE	35	50	85	85	0	0	0	0	1	4	24	47	9	9
		33-	19-	52-	52-	0	0	0	1+	1-	0	18-	29-	5-	5-
RURAL	CHANGE	0	19	19	19	0	0	0	0	0	3	6	7	3	3
		2	13	15	15	0	0	0	0	1	2	6	4	2	2
		2-	6+	4+	4+	0	0	0	0	1-	1+	0	3+	1+	1+
SHERIFF	CHANGE	0	16	16	16	0	0	0	0	0	3	5	5	3	3
		0	10	10	10	0	0	0	0	1	1	6	2	0	0
		0	6+	6+	6+	0	0	0	0	1-	2+	1-	3+	3+	3+
STATE POLICE	CHANGE	0	3	3	3	0	0	0	0	0	0	1	2	0	0
		2	3	5	5	0	0	0	0	0	1	0	2	2	2
		2-	0	2-	2-	0	0	0	0	0	1-	1+	0	0	2-
MUNICIPAL	CHANGE	2	12	14	14	0	0	0	1	0	1	0	11	11	1
		33	37	70	70	0	0	0	0	0	2	18	43	7	7
		31-	25-	56-	56-	0	0	0	1+	0	1-	18-	32-	6-	6-
RAVENSHOOD PD	CHANGE	2	9	11	11	0	0	0	0	0	1	0	10	10	0
		20	20	40	40	0	0	0	0	0	1	12	23	4	4
		18-	11-	29-	29-	0	0	0	0	0	0	12-	13-	4-	4-

PART I ARRESTS BY CHARGE AND AGENCY TYPE

		JUVENILE	ADULTS	GRAND TOTAL	MURDER	CRIMINAL	HOMICIDE	FORCIBLE	ROBBERY	AGGRAV	BURGLARY	LARCENY	AUTO THEFT
								RAPE		ASSAULT			
RIPLEY PD	96	0	3	3	0	0	0	1	0	0	0	1	1
	95	13	17	30	0	0	0	0	0	1	6	20	3
	CHANGE	13-	14-	27-	0	0	0	1+	0	1-	6-	19-	2-
*****													
JEFFERSON CTY	96	36	100	136	1	0	0	1	11	14	26	78	5
	95	40	111	151	3	0	0	1	5	11	31	94	6
	CHANGE	4-	11-	15-	2-	0	0	0	6+	3+	5-	16-	1-
*****													
RURAL	96	18	60	78	1	0	0	0	6	5	21	44	1
	95	26	63	89	3	0	0	0	1	5	24	54	2
	CHANGE	8-	3-	11-	2-	0	0	0	5+	0	3-	10-	1-
SHERIFF	96	1	16	17	0	0	0	0	3	2	6	5	1
	95	1	11	12	0	0	0	0	0	0	3	8	1
	CHANGE	0	5+	5+	0	0	0	0	3+	2+	3+	3-	0
STATE POLICE	96	17	44	61	1	0	0	0	3	3	15	39	0
	95	25	52	77	3	0	0	0	1	5	21	46	1
	CHANGE	8-	8-	16-	2-	0	0	0	2+	2-	6-	7-	1-
MUNICIPAL	96	18	40	58	0	0	0	1	5	9	5	34	4
	95	14	48	62	0	0	0	1	4	6	7	40	4
	CHANGE	4+	8-	4-	0	0	0	0	1+	3+	2-	6-	0
CHARLES TOWNE PD	96	7	11	18	0	0	0	0	3	5	0	10	0
	95	4	17	21	0	0	0	1	3	3	0	13	1
	CHANGE	3+	6-	3-	0	0	0	1-	0	2+	0	3-	1-
SHEPHERDSTOWN PD	96	2	0	2	0	0	0	0	0	0	1	0	1
	95	0	0	0	0	0	0	0	0	0	0	0	0
	CHANGE	2+	0	2+	0	0	0	0	0	0	1+	0	1+
RAISON FD	96	8	26	34	0	0	0	1	1	4	4	22	2
	95	6	31	37	0	0	0	0	1	3	7	25	1
	CHANGE	2+	5-	3-	0	0	0	1+	0	1+	3-	3-	1+
HARPERS FERRY PD	96	1	3	4	0	0	0	0	1	0	0	2	1
	95	4	0	4	0	0	0	0	0	0	0	2	2
	CHANGE	3-	3+	0	0	0	0	0	1+	0	0	0	1-
*****													
KANAWHA CTY	96	318	1481	1799	9	2	15	83	154	1281	169	1281	86
	95	288	1155	1443	13	0	15	70	149	969	169	969	58
	CHANGE	30+	326+	356+	4-	2+	0	13+	5+	0	0	312+	23+
*****													
RURAL	96	37	230	267	2	1	6	15	48	74	74	72	49
	95	47	171	218	0	0	3	9	47	76	70	70	13
	CHANGE	10-	59+	49+	2+	1+	3+	6+	1+	2-	2-	2+	36+

PART I ARRESTS

# PART I ARRESTS

	SHERIFF	PART I ARRESTS BY CHARGE AND AGENCY TYPE		AGENCY TYPE							BURGLARY	LARCENY	AUTO THEFT
		JUVENILE	ADULTS	GRAND TOTAL	CRIMINAL MURDER	HOMICIDE NEG	MANSL RAPE	FORCIBLE RAPE	ROBBERY	AGGRAV ASSAULT			
	96	21	163	184	2	1	0	0	15	27	55	46	38
	95	32	108	140	0	0	1	5	5	52	57	40	5
	CHANGE	11-	55+	44+	2+	1+	1-	10+	2-	5-	2-	6+	33+
	STATE POLICE	16	67	83	0	0	6	0	0	21	19	26	11
	95	15	63	78	0	0	2	4	4	15	19	30	8
	CHANGE	1+	4+	5+	0	0	4+	4-	0	6+	0	4-	3+
	MUNICIPAL	281	1251	1532	7	1	9	68	106	95	95	1209	37
	95	241	984	1225	13	0	12	61	102	93	74	899	45
	CHANGE	40+	267+	307+	6-	1+	3-	7+	4+	2+	0	310+	8-
	BELLE PD	2	1	3	0	0	0	0	0	0	3	0	0
	95	1	0	1	0	0	0	0	0	0	1	0	0
	CHANGE	1+	1+	2+	0	0	0	0	0	0	2+	0	0
	CHARLESTON PD	246	1010	1256	6	1	6	64	93	74	74	986	26
	95	213	840	1053	13	0	11	56	90	74	74	785	24
	CHANGE	33+	170+	203+	7-	1+	5-	8+	3+	0	0	201+	2+
	DUNBAR PD	1	24	25	1	0	0	0	0	2	2	19	1
	95	7	22	29	0	0	0	0	1	2	1	21	6
	CHANGE	6-	2+	4-	1+	0	0	0	0	1+	1+	2-	5-
	RITRO PD	11	6	17	0	0	0	0	0	2	3	12	0
	95	5	18	23	0	0	0	0	0	2	8	9	4
	CHANGE	6+	12-	6-	0	0	0	0	0	0	5-	3+	4-
	ST ALBANS PD	9	82	91	0	0	1	1	1	1	6	77	5
	95	2	14	16	0	0	0	0	0	0	1	8	6
	CHANGE	7+	68+	75+	0	0	0	1+	0	1+	5+	69+	1-
	SOUTH CHARLESTON PD	6	108	114	0	0	1	3	8	3	3	97	2
	95	10	77	87	0	0	0	3	8	1	1	72	3
	CHANGE	4-	31+	27+	0	0	1+	0	0	2+	2+	25+	1-
	CHESAPEAKE PD	0	0	0	0	0	0	0	0	0	0	0	0
	95	2	3	5	0	0	0	0	0	1	2	2	0
	CHANGE	2-	3-	5-	0	0	0	0	0	1-	2-	2-	0
	MARKET PD	1	2	3	0	0	1	0	0	0	0	1	1
	95	0	1	1	0	0	0	0	0	0	1	0	0
	CHANGE	1+	1+	2+	0	0	1+	0	0	0	1-	1+	1+
	CLENDENIN PD	5	12	17	0	0	0	0	0	0	4	12	1
	95	1	6	7	0	0	0	2	0	0	3	10	2
	CHANGE	4+	6+	10+	0	0	0	2-	0	0	1+	12+	1-
	CEDAR GROVE PD	0	6	6	0	0	0	0	0	0	0	5	1
	95	0	1	1	0	0	0	0	0	0	1	0	0
	CHANGE	0	5+	5+	0	0	0	0	0	0	1-	5+	1+

PART I ARRESTS BY CHARGE AND AGENCY TYPE

AGENCY	CHARGE	ADULTS		TOTAL	MURDER	CRIMINAL	HOMICIDE	FORCIBLE	ROBBERY	AGGRAV	BURGLARY	LARCENY	AUTO	THEFT
		JUVENILE	ADULTS											
H VA ST COLLEGE SECURITY	96	0	0	0	0	0	0	0	0	0	0	0	0	0
	95	0	2	2	0	0	0	0	0	0	0	0	0	0
	CHANGE	0	2-	2-	0	0	0	0	0	0	0	0	0	0
LEHIS CTY	96	9	61	70	0	0	0	0	0	34	7	23	6	6
	95	10	61	71	0	0	0	0	0	23	3	39	0	0
	CHANGE	1-	0	1-	0	0	0	0	0	11+	4+	16-	0	0
RURAL	96	0	17	17	0	0	0	0	0	1	2	13	1	1
	95	0	26	26	0	0	0	0	0	1	1	21	3	3
	CHANGE	0	9-	9-	0	0	0	0	0	0	1+	8-	2-	2-
SHERIFF	96	0	7	7	0	0	0	0	0	0	0	7	0	0
	95	0	5	5	0	0	0	0	0	1	0	4	0	0
	CHANGE	0	2+	2+	0	0	0	0	0	1-	0	3+	0	0
STATE POLICE	96	0	10	10	0	0	0	0	0	1	2	6	1	1
	95	0	21	21	0	0	0	0	0	0	1	17	3	3
	CHANGE	0	11-	11-	0	0	0	0	0	1+	1+	11-	2-	2-
MUNICIPAL	96	9	44	53	0	0	0	0	0	33	5	10	5	5
	95	10	35	45	0	0	0	0	0	22	2	18	3	3
	CHANGE	1-	9+	8+	0	0	0	0	0	11+	3+	8-	2+	2+
WESTON PD	96	9	44	53	0	0	0	0	0	33	5	10	5	5
	95	10	35	45	0	0	0	0	0	22	2	18	3	3
	CHANGE	1-	9+	8+	0	0	0	0	0	11+	3+	8-	2+	2+
LINCOLN CTY	96	27	41	68	1	1	8	0	0	11	32	10	6	6
	95	28	38	66	1	1	1	0	0	7	34	20	2	2
	CHANGE	1-	3+	2+	0	1-	7+	0	0	4+	2-	10-	4+	4+
RURAL	96	27	41	68	1	1	8	0	0	11	32	10	6	6
	95	28	38	66	1	1	1	0	0	7	34	20	2	2
	CHANGE	1-	3+	2+	0	1-	7+	0	0	4+	2-	10-	4+	4+
SHERIFF	96	0	0	0	0	0	0	0	0	0	0	0	0	0
	95	0	0	0	0	0	0	0	0	0	0	0	0	0
	CHANGE	0	0	0	0	0	0	0	0	0	0	0	0	0
STATE POLICE	96	27	41	68	1	1	8	0	0	11	32	10	6	6
	95	28	38	66	1	1	1	0	0	7	34	20	2	2
	CHANGE	1-	3+	2+	0	1-	7+	0	0	4+	2-	10-	4+	4+
LOGAN CTY	96	19	93	112	0	0	1	2	2	28	28	43	10	10
	95	15	74	89	1	1	2	5	5	21	22	22	16	16
	CHANGE	4+	19+	23+	1-	0	1-	3-	3-	7+	6+	21+	6-	6-

PART I ARRESTS

# PART I ARRESTS

		PART I ARRESTS BY CHARGE AND AGENCY TYPE											
		JUVENILE	ADULTS	GRAND TOTAL	MURDER	CRIMINAL	HOMICIDE	FORCIBLE	ROBBERY	AGGRAV ASSAULT	BURGLARY	LARCENY	AUTO THEFT
RURAL	96	12	62	74	0	0	0	1	2	19	16	30	6
	95	14	62	76	1	0	0	2	3	18	16	22	14
	CHANGE	2-	0	2-	1-	0	0	1-	1-	1+	0	8+	8-
SHERIFF	96	1	15	16	0	0	0	0	0	7	6	1	2
	95	0	30	30	1	0	0	0	2	13	7	6	1
	CHANGE	1+	15-	14-	1-	0	0	0	2-	6-	1-	5-	1+
STATE POLICE	96	11	47	58	0	0	0	1	2	12	10	29	4
	95	14	32	46	0	0	0	2	1	5	9	16	13
	CHANGE	3-	15+	12+	0	0	0	1-	1+	7+	1+	13+	9-
MUNICIPAL	96	7	31	38	0	0	0	0	0	9	12	13	4
	95	1	12	13	0	0	0	0	2	3	6	0	2
	CHANGE	6+	19+	25+	0	0	0	0	2-	6+	6+	13+	2+
LOGAN PD	96	6	14	20	0	0	0	0	0	3	6	10	2
	95	1	8	9	0	0	0	0	1	3	3	0	2
	CHANGE	5+	6+	11+	0	0	0	0	1-	1-	3+	10+	0
MAN PD	96	0	13	13	0	0	0	0	0	6	5	2	0
	95	0	0	0	0	0	0	0	0	0	0	0	0
	CHANGE	0	13+	13+	0	0	0	0	0	6+	5+	2+	0
CHAPMANVILLE PD	96	1	4	5	0	0	0	0	0	1	1	1	2
	95	0	4	4	0	0	0	0	1	0	3	0	0
	CHANGE	1+	0	1+	0	0	0	0	1-	1+	2-	1+	2+
MITCHELL HEIGHTS PD	96	0	0	0	0	0	0	0	0	0	0	0	0
	95	0	0	0	0	0	0	0	0	0	0	0	0
	CHANGE	0	0	0	0	0	0	0	0	0	0	0	0
*****													
MCDONNELL CTY	96	10	96	106	3	0	0	0	3	22	22	43	3
	95	16	127	143	8	0	1	1	7	25	37	58	7
	CHANGE	6-	31-	37-	5-	0	1-	1-	4-	3-	15-	10-	1+
*****													
RURAL	96	6	82	88	3	0	0	0	3	22	19	33	8
	95	1	99	100	8	0	0	1	7	17	22	40	5
	CHANGE	5+	17-	12-	5-	0	0	1-	4-	5+	3-	7-	5+
SHERIFF	96	0	53	53	0	0	0	0	0	11	11	27	4
	95	0	49	49	3	0	0	1	2	12	3	26	2
	CHANGE	0	4+	4+	3-	0	0	1-	2-	1-	8+	1+	2+
STATE POLICE	96	6	29	35	3	0	0	0	3	11	8	6	4
	95	1	50	51	5	0	0	0	5	5	19	14	3
	CHANGE	5+	21-	16-	2-	0	0	0	2-	6+	11-	8-	1+
MUNICIPAL	96	4	14	18	0	0	0	0	0	0	3	15	0
	95	15	28	43	0	0	0	0	0	8	15	18	2
	CHANGE	11-	14-	25-	0	0	0	0	0	8-	12-	3-	2-

PART I ARRESTS BY CHARGE AND AGENCY TYPE												
	JUVENILE	ADULTS	GRAND TOTAL	MURDER	CRIMINAL	HOMICIDE	FORCIBLE	ROBBERY	AGGRAV	BURGLARY	LARCENY	AUTO THEFT
				NEG	MANSL	RAPE		ASSAULT				
MAR PD	0	2	2	0	0	0	0	0	0	2	0	0
95	0	0	0	0	0	0	0	0	0	0	0	0
CHANGE	0	2+	2+	0	0	0	0	0	0	2+	0	0
MELCH PD	3	10	13	0	0	0	0	0	0	1	12	0
95	3	22	25	0	0	0	0	0	0	5	16	1
CHANGE	0	12-	12-	0	0	0	0	0	0	4-	4-	1-
NORTH FORK PD	0	0	0	0	0	0	0	0	0	0	0	0
95	3	2	5	0	0	0	0	0	0	4	0	1
CHANGE	3-	2-	5-	0	0	0	0	0	0	4-	0	1-
DAVY PD	0	1	1	0	0	0	0	0	0	0	0	0
95	0	1	1	0	0	0	0	0	0	0	0	0
CHANGE	0	1-	1-	0	0	0	0	0	0	0	0	0
KIMBALL PD	1	2	3	0	0	0	0	0	0	0	3	0
95	9	3	12	0	0	0	0	0	0	6	2	0
CHANGE	8-	1-	9-	0	0	0	0	0	0	6-	1+	0
MARION CITY	23	119	142	1	0	4	3	17	70	32	83	15
95	25	124	149	1	0	7	12	12	21	21	13	13
CHANGE	2-	5-	7-	0	0	3-	9-	5+	11+	13-	2+	2+
RURAL	8	38	46	0	0	1	2	8	4	24	7	7
95	5	37	42	0	0	1	2	4	2	30	3	3
CHANGE	3+	1+	4+	0	0	0	0	4	2+	6-	4+	4+
SHERIFF	5	26	31	0	0	1	2	7	2	15	4	4
95	5	31	36	0	0	1	2	3	2	25	3	3
CHANGE	0	5-	5-	0	0	0	0	4+	0	10-	1+	1+
STATE POLICE	3	12	15	0	0	0	0	1	2	9	3	3
95	0	6	6	0	0	0	0	0	0	5	5	3+
CHANGE	3+	6+	9+	0	0	0	0	0	0	2+	4+	3+
MUNICIPAL	15	81	96	1	0	3	1	9	28	46	8	8
95	20	87	107	1	0	6	10	8	19	53	10	10
CHANGE	5-	6-	11-	0	0	3-	9-	1+	19+	7-	2-	2-
FAIRMONT PD	13	70	83	1	0	3	1	9	21	40	8	8
95	18	76	94	1	0	5	9	8	19	43	9	9
CHANGE	5-	6-	11-	0	0	2-	8-	1+	2+	3-	1-	1-
MAHNINGTON PD	2	11	13	0	0	0	0	0	7	6	0	0
95	1	11	12	0	0	0	0	0	0	9	0	0
CHANGE	1+	0	1+	0	0	1-	1-	0	7+	3-	1-	1-
MORCIGAH PD	0	0	0	0	0	0	0	0	0	0	0	0
95	1	0	1	0	0	0	0	0	0	1	0	0
CHANGE	1-	0	1-	0	0	0	0	0	0	0	0	0

PART I ARRESTS

# PART I ARRESTS

		PART I ARRESTS BY CHARGE AND AGENCY TYPE											
		JUVENILE	ADULTS	GRAND TOTAL	MURDER	CRIMINAL	HOMICIDE	FORCIBLE	ROBBERY	AGGRAV	BURGLARY	LARCENY	AUTO THEFT
								RAPE	ASSAULT				
MARSHALL CITY	TOTAL	21	162	183	0	1	0	1	1	7	34	127	12
	95	37	172	209	4	1	0	2	5	7	30	153	8
	CHANGE	16-	10-	26-	3-	1-	0	1-	4-	0	4+	26-	4+
RURAL	96	12	31	43	1	0	0	1	0	2	17	18	4
	95	17	41	58	3	0	0	2	3	2	20	26	2
	CHANGE	5-	10-	15-	2-	1-	0	1-	3-	0	3-	8-	2+
SHERIFF	96	10	25	35	1	0	0	0	0	1	13	16	4
	95	10	34	44	1	0	0	2	3	1	12	23	2
	CHANGE	0	9-	9-	0	0	0	2-	3-	0	1+	7-	2+
STATE POLICE	96	2	6	8	0	0	0	1	0	1	4	2	0
	95	7	7	14	2	0	0	0	0	1	8	3	0
	CHANGE	5-	1-	6-	2-	1+	0	1+	0	0	4-	1-	0
MUNICIPAL	96	9	131	140	0	0	0	0	1	5	17	109	8
	95	20	131	151	1	0	0	0	2	5	10	127	6
	CHANGE	11-	0	11-	1-	0	0	0	1-	0	7+	18-	2+
BENHOOD PD	96	3	70	73	0	0	0	0	0	0	2	68	3
	95	4	101	105	0	0	0	0	0	0	0	105	0
	CHANGE	1-	31-	32-	0	0	0	0	0	0	2+	37-	3+
CAMERON PD	96	3	0	3	0	0	0	0	0	0	0	3	0
	95	1	1	2	0	0	0	0	0	0	1	0	1
	CHANGE	2+	1-	1+	0	0	0	0	0	0	1-	3+	1-
GLEN DALE PD	96	0	2	2	0	0	0	0	0	0	2	0	0
	95	0	0	0	0	0	0	0	0	0	0	0	0
	CHANGE	0	2+	2+	0	0	0	0	0	0	2+	0	0
MCMECHAN PD	96	0	3	3	0	0	0	0	0	1	0	1	0
	95	0	3	3	1	0	0	0	0	1	0	0	0
	CHANGE	0	1-	1-	1-	0	0	0	0	0	0	1+	1-
MOUNDSVILLE PD	96	3	57	60	0	0	0	0	1	4	13	37	5
	95	15	26	41	0	0	0	0	2	4	9	22	4
	CHANGE	12-	31+	19+	0	0	0	0	1-	0	4+	15+	1+
WIASOH CITY	TOTAL	22	62	84	3	0	0	0	0	5	24	64	8
	95	10	45	55	1	0	0	0	0	2	22	22	8
	CHANGE	12+	17+	29+	2+	0	0	0	0	3+	2+	22+	0
RURAL	96	4	24	28	1	0	0	0	0	3	14	9	1
	95	2	34	36	1	0	0	0	0	2	17	12	3
	CHANGE	2+	10-	8-	0	0	0	0	0	1+	3-	3-	3-



PART I ARRESTS BY CHARGE AND AGENCY TYPE

AGENCY	CHARGE	ADULTS		GRAND TOTAL	MURDER	CRIMINAL	HOMICIDE	FORCIBLE	ROBBERY	AGGRAV ASSAULT	BURGLARY	LARCENY	AUTO THEFT
		JUVENILE	TOTAL										
SHERIFF	96	1	12	13	1	0	0	0	0	0	8	4	0
	95	0	19	19	1	0	0	0	0	0	11	7	0
	CHANGE	1+	7-	6-	0	0	0	0	0	0	3-	3-	0
STATE POLICE	96	3	12	15	0	0	0	0	0	3	6	5	1
	95	2	15	17	0	0	0	0	0	2	6	5	4
	CHANGE	1+	3-	2-	0	0	0	0	0	1+	0	0	3-
MUNICIPAL	96	18	38	56	2	0	0	0	0	2	10	35	7
	95	8	11	19	0	0	0	0	0	0	5	10	4
	CHANGE	10+	27+	37+	2+	0	0	0	0	2+	5+	25+	3+
POINT PLEASANT PD	96	14	32	46	2	0	0	0	0	0	7	34	3
	95	7	9	16	0	0	0	0	0	0	4	8	4
	CHANGE	7+	23+	30+	2+	0	0	0	0	0	3+	26+	1-
NEW HAVEN PD	96	0	1	1	0	0	0	0	0	0	1	0	0
	95	0	0	0	0	0	0	0	0	0	0	0	0
	CHANGE	0	1+	1+	0	0	0	0	0	0	1+	0	0
MASON PD	96	4	5	9	0	0	0	0	0	2	2	1	4
	95	1	2	3	0	0	0	0	0	0	1	2	0
	CHANGE	3+	3+	6+	0	0	0	0	0	2+	1+	1-	4+
MERCER CITY	96	56	370	426	5	0	7	13	13	33	63	274	31
	95	58	294	352	4	1	8	13	22	22	75	207	22
	CHANGE	2-	76+	74+	1+	1-	1-	1-	0	11+	12-	67+	9+
RURAL	96	34	299	333	1	0	7	7	7	23	52	221	22
	95	15	230	245	2	0	8	3	3	18	42	151	21
	CHANGE	19+	69+	88+	1-	0	1-	4+	4+	5+	10+	70+	1+
SHERIFF	96	0	135	135	0	0	0	0	0	5	31	91	8
	95	0	95	95	0	0	0	0	0	14	16	60	5
	CHANGE	0	40+	40+	0	0	0	0	0	9-	15+	31+	3+
STATE POLICE	96	34	164	198	1	0	7	7	7	18	21	130	14
	95	15	135	150	2	0	8	3	3	4	26	91	16
	CHANGE	19+	29+	48+	1-	0	1-	4+	4+	14+	5-	39+	2-
MUNICIPAL	96	22	71	93	4	0	0	6	6	10	11	53	9
	95	43	64	107	2	1	0	10	4	4	33	56	1
	CHANGE	21-	7+	14-	2+	1-	0	4-	6+	6+	22-	3-	8+
BLUEFIELD PD	96	2	16	18	2	0	0	0	2	6	2	3	3
	95	23	19	42	2	1	0	3	2	2	25	9	0
	CHANGE	21-	3-	24-	0	1-	0	1-	4+	4+	23-	6-	3+
PRINCETON PD	96	20	55	75	2	0	0	4	4	4	9	50	6
	95	20	42	62	0	0	0	7	2	2	6	46	1
	CHANGE	0	13+	13+	2+	0	0	3-	3-	2+	3+	4+	5+

PART I ARRESTS

# PART I ARRESTS

		PART I ARRESTS BY CHARGE AND AGENCY TYPE											
		JUVENILE	ADULTS	GRAND TOTAL	MURDER	CRIMINAL	HOMICIDE	FORCIBLE	ROBBERY	AGGRAV	BURGLARY	LARCENY	AUTO THEFT
								RAPE	ASSAULT				
CONCORD COL SECURITY	96	0	0	0	0	0	0	0	0	0	0	0	0
	95	0	3	3	0	0	0	0	0	0	2	1	0
CHANGE		0	3-	3-	0	0	0	0	0	0	2-	1-	0
NINERAL CTY TOTAL	96	36	99	135	0	0	1	4	47	14	61	8	
	95	25	83	108	0	0	0	1	39	9	57	2	
CHANGE		11+	16+	27+	0	0	1+	3+	8+	5+	4+	6+	
RURAL	96	3	53	56	0	0	1	0	38	4	8	5	
	95	1	44	45	0	0	0	0	35	0	10	0	
CHANGE		2+	9+	11+	0	0	1+	0	3+	4+	2-	5+	
SHERIFF	96	3	11	14	0	0	1	0	2	4	4	3	
	95	1	3	4	0	0	0	0	2	0	2	0	
CHANGE		2+	8+	10+	0	0	1+	0	0	4+	2+	3+	
STATE POLICE	96	0	42	42	0	0	0	0	36	0	6	2	
	95	0	41	41	0	0	0	0	33	0	8	0	
CHANGE		0	1+	1+	0	0	0	0	3+	0	4-	2+	
MUNICIPAL	96	33	46	79	0	0	0	4	9	10	53	3	
	95	24	39	63	0	0	0	1	4	9	47	2	
CHANGE		9+	7+	16+	0	0	0	3+	5+	1+	6+	1+	
KEYSER PD	96	24	41	65	0	0	0	4	4	4	52	1	
	95	18	35	53	0	0	0	1	3	5	43	1	
CHANGE		6+	6+	12+	0	0	0	3+	1+	1-	9+	0	
PIEDMONT PD	96	9	5	14	0	0	0	0	5	6	1	2	
	95	6	4	10	0	0	0	0	1	4	4	1	
CHANGE		3+	1+	4+	0	0	0	0	4+	2+	3-	1+	
NINGO CTY TOTAL	96	19	71	90	1	0	2	7	24	8	34	14	
	95	14	100	114	4	0	1	2	35	25	35	12	
CHANGE		5+	29-	24-	3-	0	1+	5+	11-	17-	1-	2+	
RURAL	96	4	36	40	1	0	2	0	14	5	11	7	
	95	1	68	69	4	0	1	2	28	9	20	5	
CHANGE		3+	32-	29-	3-	0	1+	2-	14-	4-	9-	2+	
SHERIFF	96	2	10	12	0	0	0	0	2	1	6	3	
	95	0	33	33	0	0	0	0	10	3	13	3	
CHANGE		2+	23-	21-	0	0	0	1-	8-	2-	7-	0	
STATE POLICE	96	2	26	28	1	0	2	0	12	4	5	4	
	95	1	35	36	1	0	1	1	18	6	7	2	
CHANGE		1+	9-	8-	0	0	1+	1-	16-	2-	2-	2+	

PART I ARRESTS BY CHARGE AND AGENCY TYPE											
	JUVENILE	ADULTS	GRAND TOTAL	CRIMINAL MURDER	HOMICIDE	FORCIBLE RAPE	ROBBERY	AGGRAV ASSAULT	BURGLARY	LARCENY	AUTO THEFT
MUNICIPAL	15	35	50	0	0	0	7	10	3	23	7
CHANGE	13	32	45	0	0	0	0	7	16	15	7
	2+	3+	5+	0	0	0	7+	3+	13-	8+	0
WILLIAMSON PD	10	23	33	0	0	0	7	9	0	16	1
CHANGE	7	22	29	0	0	0	0	7	4	14	4
	3+	1+	4+	0	0	0	7+	2+	4-	2+	3-
KERHIT FD	1	9	10	0	0	0	0	0	0	6	4
CHANGE	6	9	15	0	0	0	0	0	12	0	3
	5-	0	5-	0	0	0	0	0	12-	6+	1+
DELBARTON PD	4	3	7	0	0	0	0	1	3	1	2
CHANGE	0	1	1	0	0	0	0	0	0	1	0
	4+	2+	6+	0	0	0	0	1+	3+	0	2+
MATEHAN PD	0	0	0	0	0	0	0	0	0	0	0
CHANGE	0	0	0	0	0	0	0	0	0	0	0
	0	0	0	0	0	0	0	0	0	0	0
*****NONONGALIA CITY TOTAL*****											
	170	347	517	2	0	7	4	20	46	413	25
CHANGE	131	284	415	0	4	4	14	27	33	316	21
	39+	63+	102+	2+	3+	3+	10-	7-	13+	97+	4+
*****RURAL*****											
	3	59	62	0	0	2	0	5	19	32	4
CHANGE	1	47	48	0	0	1	0	4	14	25	3
	2+	12+	14+	0	0	1+	0	1+	5+	6+	1+
*****SHERIFF*****											
	2	15	17	0	0	2	0	0	2	12	1
CHANGE	0	14	14	0	0	0	0	2	4	6	2
	2+	1+	3+	0	0	2+	0	2-	2-	6+	1-
*****STATE POLICE*****											
	1	44	45	0	0	0	0	5	17	20	3
CHANGE	1	33	34	0	0	1	0	2	10	20	1
	0	11+	11+	0	0	1-	0	3+	7+	0	2+
*****MUNICIPAL ~-CHANGE*****											
	167	288	455	2	0	5	4	15	27	381	21
CHANGE	130	237	367	0	0	3	14	23	19	290	18
	37+	51+	88+	2+	0	2+	10-	8-	8+	91+	3+
*****MORGANTOWN PD*****											
	104	225	329	2	0	3	3	12	24	274	11
CHANGE	102	190	292	0	0	3	14	18	14	229	14
	2+	35+	37+	2+	0	0	11-	6-	10+	45+	3-
*****STAR CITY PD*****											
	58	47	105	0	0	0	1	1	1	95	7
CHANGE	10	23	33	0	0	0	0	1	0	31	1
	48+	24+	72+	0	0	0	1+	0	1+	64+	6+
*****WESTOVER PD*****											
	4	13	17	0	0	1	0	2	1	10	3
CHANGE	15	14	29	0	0	0	0	4	2	21	2
	11-	1-	12-	0	0	1+	0	2-	1-	11-	1+

**PART I ARRESTS**

# PART I ARRESTS

		PART I ARRESTS BY CHARGE AND AGENCY TYPE												
		JUVENILE	ADULTS	GRAND TOTAL	MURDER	CRIMINAL	HOMICIDE	FORCIBLE	ROBBERY	AGGRAV	BURGLARY	LARCENY	AUTO THEFT	
					NEG	MANSL	RAPE		ASSAULT					
NVU SECURITY POLICE	96	1	3	4	0	0	0	1	0	0	1	2	0	
	95	2	10	12	0	0	0	0	0	0	3	9	0	
	CHANGE	1-	7-	8-	0	0	0	1+	0	0	2-	7-	0	
GRANVILLE PD	96	0	0	0	0	0	0	0	0	0	0	0	0	
	95	1	0	1	0	0	0	0	0	0	0	0	1	
	CHANGE	1-	0	1-	0	0	0	0	0	0	0	0	1-	
*****														
MONROE CTY		10	9	19	1	0	0	0	0	0	3	11	4	
	95	7	31	38	1	0	0	0	0	5	21	7	4	
	CHANGE	3+	22-	19-	0	0	0	0	0	2-	10-	3-	4-	
*****														
RURAL		0	5	5	1	0	0	0	0	3	0	1	0	
	95	7	26	33	0	0	0	0	0	5	19	4	4	
	CHANGE	7-	21-	28-	0	0	0	0	0	2-	19-	3-	4-	
SHERIFF	96	0	1	1	0	0	0	0	0	0	0	0	0	
	95	2	17	19	0	0	0	0	0	0	13	4	2	
	CHANGE	2-	16-	18-	1+	0	0	0	0	0	13-	4-	2-	
STATE POLICE	96	0	4	4	0	0	0	0	0	3	0	1	0	
	95	5	9	14	1	0	0	0	0	5	6	0	2	
	CHANGE	5-	5-	10-	1-	0	0	0	0	2-	6-	1+	2-	
MURICIPAL	96	10	4	14	0	0	0	0	0	0	11	3	0	
	95	0	5	5	0	0	0	0	0	0	2	3	0	
	CHANGE	10+	1-	9+	0	0	0	0	0	0	9+	0	0	
ALDERSON PD	96	10	4	14	0	0	0	0	0	0	11	3	0	
	95	0	5	5	0	0	0	0	0	0	2	3	0	
	CHANGE	10+	1-	9+	0	0	0	0	0	0	9+	0	0	
*****														
MORGAN CTY		7	37	44	0	0	1	1	1	3	14	19	6	
	95	6	12	18	0	0	0	0	0	2	13	3	0	
	CHANGE	1+	25+	26+	0	0	1+	1+	1+	1+	1+	16+	6+	
*****														
RURAL		7	37	44	0	0	0	1	1	3	14	19	6	
	95	6	12	18	0	0	0	0	0	2	13	3	0	
	CHANGE	1+	25+	26+	0	0	1+	1+	1+	1+	1+	16+	6+	
SHERIFF	96	0	16	16	0	0	0	0	1	2	2	8	3	
	95	0	4	4	0	0	0	0	0	2	2	0	0	
	CHANGE	0	12+	12+	0	0	0	0	1+	0	0	8+	3+	
STATE POLICE	96	7	21	28	0	0	0	1	0	1	12	11	3	
	95	6	8	14	0	0	0	0	0	0	11	3	0	
	CHANGE	1+	13+	14+	0	0	1+	1+	0	1+	1+	8+	3+	

PART I ARRESTS BY CHARGE AND AGENCY TYPE																						
ADULTS		JUVENILE		TOTAL		CRIMINAL MURDER		HOMICIDE NEG MANSL		FORCIBLE RAPE		ROBBERY		AGGRAV ASSAULT		BURGLARY		LARCENY		AUTO THEFT		
*****																						
NICHOLAS CTY																						
*****																						
TOTAL																						
96	31	76	107	0	0	2	1	9	12	75	7	*****										
95	15	72	87	1	1	5	4	5	18	47	6	*****										
CHANGE	16+	4+	20+	1-	1-	3-	3-	4+	6-	29+	1+	*****										
*****																						
RURAL																						
96	11	31	42	0	0	2	1	5	8	19	7	*****										
95	5	37	42	1	1	3-	2-	3+	0	19	3	*****										
CHANGE	6+	6-	0	1-	1-	0	0	0	0	0	0	*****										
*****																						
SHERIFF																						
96	5	24	29	0	0	2	1	2	5	15	4	*****										
95	4	30	34	0	0	3-	2-	0	7	14	3	*****										
CHANGE	1+	6-	5-	0	0	0	0	0	2-	1+	1+	*****										
*****																						
STATE POLICE																						
96	6	7	13	0	0	0	0	3	3	4	3	*****										
95	1	7	8	1	1	0	0	0	1	5	0	*****										
CHANGE	5+	0	5+	1-	1-	0	0	0	2+	1-	3+	*****										
*****																						
MUNICIPAL																						
96	20	45	65	0	0	0	0	4	4	57	0	*****										
95	10	35	45	0	0	0	1	3	10	28	3	*****										
CHANGE	10+	10+	20+	0	0	0	1-	1+	6-	29+	3-	*****										
*****																						
RICHMOOD PD																						
96	0	6	6	0	0	0	0	0	2	4	0	*****										
95	1	6	7	0	0	0	0	1	5	0	1	*****										
CHANGE	1-	0	1-	0	0	0	0	0	3-	4+	1-	*****										
*****																						
SUMMERSVILLE PD																						
96	20	39	59	0	0	0	0	4	2	53	0	*****										
95	9	29	38	0	0	0	1	2	5	28	2	*****										
CHANGE	11+	10+	21+	0	0	0	1-	2+	3-	25+	2-	*****										
*****																						
OHIO CTY																						
*****																						
TOTAL																						
96	61	200	261	1	0	0	12	58	48	122	20	*****										
95	45	199	244	2	0	1	13	74	52	83	19	*****										
CHANGE	16+	1+	17+	1-	0	1-	1-	16-	4-	39+	1+	*****										
*****																						
RURAL																						
96	0	13	13	0	0	0	0	3	1	8	1	*****										
95	1	16	17	1	1	0	3-	1	4	3	5	*****										
CHANGE	1-	3-	4-	1-	0	0	0	2+	3-	5+	4-	*****										
*****																						
SHERIFF																						
96	0	9	9	0	0	0	0	3	1	4	1	*****										
95	1	14	15	1	0	0	3	1	4	3	3	*****										
CHANGE	1-	5-	6-	1-	0	0	3-	2+	3-	1+	2-	*****										
*****																						
STATE POLICE																						
96	0	4	4	0	0	0	0	0	0	4	0	*****										
95	0	2	2	0	0	0	0	0	0	0	0	*****										
CHANGE	0	2+	2+	0	0	0	0	0	0	4+	2-	*****										
*****																						
MUNICIPAL																						
96	61	187	248	1	0	0	12	55	47	114	19	*****										
95	44	183	227	1	0	1	10	73	48	80	14	*****										
CHANGE	17+	4+	21+	0	0	1-	2+	18-	1-	34+	5+	*****										

# PART I ARRESTS

		PART I ARRESTS BY CHARGE AND AGENCY TYPE											
		JUVENILE	ADULTS	GRAND TOTAL	MURDER	CRIMINAL	HOMICIDE	FORCIBLE	ROBBERY	AGGRAV	BURGLARY	LARCENY	AUTO THEFT
								RAPE	ASSAULT				
WHEELING PD	96	61	183	244	1	0	0	0	12	54	64	114	19
	95	43	182	225	1	0	0	1	10	72	47	80	14
	CHANGE	18+	1+	19+	0	0	0	1-	2+	18-	3-	34+	5+
BETHLEHEM PD	96	0	3	3	0	0	0	0	0	0	3	0	0
	95	0	0	0	0	0	0	0	0	0	0	0	0
	CHANGE	0	3+	3+	0	0	0	0	0	0	3+	0	0
WEST LIBERTY ST COL SEC	96	0	1	1	0	0	0	0	0	1	0	0	0-
	95	1	1	2	0	0	0	0	0	1	1	0	0
	CHANGE	1-	0	1-	0	0	0	0	0	0	1-	0	0
*****													
PENDLETON CTY TOTAL	96	13	28	41	0	0	0	0	0	3	15	16	7
	95	10	20	30	0	0	0	2-	0	6	1	19	2
	CHANGE	3+	8+	11+	0	0	0	2-	0	3-	14+	3-	5+
*****													
RURAL	96	13	28	41	0	0	0	0	0	3	15	16	7
	95	10	20	30	0	0	0	2-	0	6	1	19	2
	CHANGE	3+	8+	11+	0	0	0	2-	0	3-	14+	3-	5+
*****													
SHERIFF	96	0	0	0	0	0	0	0	0	0	0	0	0
	95	0	0	0	0	0	0	0	0	0	0	0	0
	CHANGE	0	0	0	0	0	0	0	0	0	0	0	0
*****													
STATE POLICE	96	13	28	41	0	0	0	0	0	3	15	16	7
	95	10	20	30	0	0	0	2-	0	6	1	19	2
	CHANGE	3+	8+	11+	0	0	0	2-	0	3-	14+	3-	5+
*****													
PLEASANTS CTY TOTAL	96	0	15	15	0	0	0	0	0	0	6	9	0
	95	0	8	8	0	0	0	0	0	0	1	3	4
	CHANGE	0	7+	7+	0	0	0	0	0	0	5+	6+	4-
*****													
RURAL	96	0	10	10	0	0	0	0	0	0	5	5	0
	95	0	4	6	0	0	0	0	0	0	1	0	3
	CHANGE	0	6+	6+	0	0	0	0	0	0	4+	5+	3-
*****													
SHERIFF	96	0	4	4	0	0	0	0	0	0	3	1	0
	95	0	4	4	0	0	0	0	0	0	1	0	3
	CHANGE	0	0	0	0	0	0	0	0	0	2+	1+	3-
*****													
STATE POLICE	96	0	6	6	0	0	0	0	0	0	2	4	0
	95	0	0	0	0	0	0	0	0	0	0	0	0
	CHANGE	0	6+	6+	0	0	0	0	0	0	2+	4+	0
*****													
MUNICIPAL	96	0	5	5	0	0	0	0	0	0	1	4	0
	95	0	4	4	0	0	0	0	0	0	0	3	1
	CHANGE	0	1+	1+	0	0	0	0	0	0	1+	1+	1-

PART I ARRESTS BY CHARGE AND AGENCY TYPE													
		JUVENILE	ADULTS	GRAND TOTAL	MURDER	CRIMINAL	HOMICIDE	FORCIBLE RAPE	ROBBERY	AGGRAV ASSAULT	BURGLARY	LARCENY	AUTO THEFT
ST MARYS PD	95	0	4	4	0	0	0	0	0	0	0	3	1
	94	0	1	1	0	0	0	0	0	0	0	1	0
	CHANGE	0	3+	3+	0	0	0	0	0	0	0	2+	1+
POCAHONTAS CTY TOTAL	95	3	16	19	1	0	0	0	0	4	7	7	0
	94	1	21	22	1	0	2	2	1	4	7	6	1
	CHANGE	2+	5-	3-	0	0	2-	0	1-	0	0	1+	1-
RURAL	95	2	11	13	1	0	0	0	0	2	5	5	0
	94	0	17	17	1	0	2	2-	1	3	5	5	0
	CHANGE	2+	6-	4-	0	0	0	0	1-	1-	0	0	0
SHERIFF	95	2	4	6	1	0	0	0	0	2	2	1	0
	94	0	8	8	1	0	0	0	0	1	4	2	0
	CHANGE	2+	4-	2-	0	0	0	0	0	1+	2-	1-	0
STATE POLICE	95	0	7	7	0	0	0	0	0	0	3	4	0
	94	0	9	9	0	0	2	2-	1	2	1	3	0
	CHANGE	0	2-	2-	0	0	0	0	1-	2-	2+	1+	0
MUNICIPAL	95	1	5	6	0	0	0	0	0	2	2	2	0
	94	1	4	5	0	0	0	0	0	1	2	1	1
	CHANGE	0	1+	1+	0	0	0	0	0	1+	0	1+	1-
MARLINTON PD	95	1	5	6	0	0	0	0	0	2	2	2	0
	94	1	4	5	0	0	0	0	0	1	2	1	1
	CHANGE	0	1+	1+	0	0	0	0	0	1+	0	1+	1-
PRESTON CTY TOTAL	95	20	38	58	0	0	0	0	0	3	11	43	1
	94	20	46	66	0	0	0	0	2	1	12	47	4
	CHANGE	0	8-	8-	0	0	0	0	2-	2+	1-	4-	3-
RURAL	95	1	28	29	0	0	0	0	0	3	11	14	1
	94	7	29	36	0	0	0	0	2	1	8	23	2
	CHANGE	6-	1-	7-	0	0	0	0	2-	2+	3+	9-	1-
SHERIFF	95	0	18	18	0	0	0	0	0	1	8	9	0
	94	5	18	23	0	0	0	0	2	1	3	17	0
	CHANGE	5-	0	5-	0	0	0	0	2-	0	5+	8-	0
STATE POLICE	95	1	10	11	0	0	0	0	0	2	3	5	1
	94	2	11	13	0	0	0	0	0	0	5	6	2
	CHANGE	1-	1-	2-	0	0	0	0	0	2+	2-	1-	1-
MUNICIPAL	95	19	10	29	0	0	0	0	0	0	0	29	0
	94	13	17	30	0	0	0	0	0	0	4	24	2
	CHANGE	6+	7-	1-	0	0	0	0	0	0	4-	5+	2-

PART I ARRESTS

# PART I ARRESTS

		PART I ARRESTS BY CHARGE AND AGENCY TYPE											
		JUVENILE	ADULTS	GRAND TOTAL	MURDER	CRIMINAL	HOMICIDE	FORCIBLE	ROBBERY	AGGRAV	BURGLARY	LARCENY	AUTO THEFT
						RAPE	RAPE		ASSAULT				
ST MARYS PD	96	0	5	5	0	0	0	0	0	0	1	4	0
	95	0	4	4	0	0	0	0	0	0	0	3	1
	CHANGE	0	1+	1+	0	0	0	0	0	0	1+	1+	1-
POCAHONTAS CTY TOTAL	96	0	11	11	0	0	1	0	0	4	2	4	0
	95	3	16	19	0	0	0	0	0	4	7	4	0
	CHANGE	3-	5-	8-	1-	0	1+	0	0	0	5-	3-	0
RURAL	96	0	8	8	0	0	1	0	0	2	2	3	0
	95	2	11	13	1	0	0	0	0	2	5	5	0
	CHANGE	2-	3-	5-	1-	0	1+	0	0	0	3-	2-	0
SHERIFF	96	0	4	4	0	0	1	0	0	1	0	2	0
	95	2	4	6	1	0	0	0	0	2	2	1	0
	CHANGE	2-	0	2-	1-	0	1+	0	0	1-	2-	1+	0
STATE POLICE	96	0	4	4	0	0	0	0	0	1	2	1	0
	95	0	7	7	0	0	0	0	0	0	3	4	0
	CHANGE	0	3-	3-	0	0	0	0	0	1+	1-	3-	0
MUNICIPAL	96	0	3	3	0	0	0	0	0	2	0	1	0
	95	1	5	6	0	0	0	0	0	2	2	2	0
	CHANGE	1-	2-	3-	0	0	0	0	0	0	2-	1-	0
MARLINTON PD	96	0	3	3	0	0	0	0	0	2	0	1	0
	95	1	5	6	0	0	0	0	0	2	0	2	0
	CHANGE	1-	2-	3-	0	0	0	0	0	0	2-	1-	0
PRESTON CTY TOTAL	96	11	36	47	0	0	0	0	0	0	12	29	6
	95	20	38	58	0	0	0	0	0	3	11	43	1
	CHANGE	9-	2-	11-	0	0	0	0	0	3-	1+	14-	5+
RURAL	96	3	30	33	0	0	0	0	0	0	11	16	6
	95	1	28	29	0	0	0	0	0	3	11	14	1
	CHANGE	2+	2+	4+	0	0	0	0	0	3-	0	2+	5+
SHERIFF	96	3	14	17	0	0	0	0	0	0	3	10	4
	95	0	18	18	0	0	0	0	0	0	8	9	0
	CHANGE	3+	4-	1-	0	0	0	0	0	1-	5-	1+	4+
STATE POLICE	96	0	16	16	0	0	0	0	0	0	8	6	2
	95	1	10	11	0	0	0	0	0	2	3	5	1
	CHANGE	1-	6+	5+	0	0	0	0	0	2-	5+	1+	1+
MUNICIPAL	96	8	6	14	0	0	0	0	0	0	1	13	0
	95	19	10	29	0	0	0	0	0	0	0	29	0
	CHANGE	11-	4-	15-	0	0	0	0	0	0	1+	15-	0



PART I ARRESTS BY CHARGE AND AGENCY TYPE  
 JUVENILE ADULTS GRAND CRIMINAL HOMICIDE FORCIBLE ROBBERY AGGRAV BURGULARY LARCENY AUTO  
 TOTAL MURDER NEG MANSL RAPE ASSAULT

AGENCY	CHARGE	96	95	CHANGE	JUVENILE	ADULTS	GRAND	TOTAL	MURDER	NEG	MANSL	RAPE	ROBBERY	AGGRAV	BURGULARY	LARCENY	AUTO
KINGHOOD PD	96	8	14	6	0	0	0	0	0	0	0	0	0	0	1	13	0
	95	19	29	10	0	0	0	0	0	0	0	0	0	0	0	29	0
	CHANGE	11-	15-	4-	0	0	0	0	0	0	0	0	0	0	1+	16-	0
TERRA ALTA PD	96	0	0	0	0	0	0	0	0	0	0	0	0	0	0	0	0
	95	0	0	0	0	0	0	0	0	0	0	0	0	0	0	0	0
	CHANGE	0	0	0	0	0	0	0	0	0	0	0	0	0	0	0	0
REEDSVILLE PD	96	0	0	0	0	0	0	0	0	0	0	0	0	0	0	0	0
	95	0	0	0	0	0	0	0	0	0	0	0	0	0	0	0	0
	CHANGE	0	0	0	0	0	0	0	0	0	0	0	0	0	0	0	0
PUTNAM CITY	96	36	161	125	0	0	0	6	7	17	51	65	15	15	51	65	15
	95	29	131	102	5	0	9	22	7	41	38	41	22	9	38	41	22
	CHANGE	7+	30+	23+	5-	0	3-	0	0	5-	13+	24+	6+	6+	13+	24+	6+
RURAL	96	28	144	116	0	0	0	4	5	17	43	62	13	13	43	62	13
	95	19	111	92	5	0	9	5-	5	15	36	38	3	3	36	38	3
	CHANGE	9+	33+	24+	5-	0	5-	0	0	2+	7+	24+	10+	10+	7+	24+	10+
SHERIFF	96	23	112	89	0	0	0	0	4	12	30	59	7	7	30	59	7
	95	17	81	64	3	0	0	0	5	12	32	28	1	1	32	28	1
	CHANGE	6+	31+	25+	3-	0	0	0	1-	0	2-	31+	6+	6+	2-	31+	6+
STATE POLICE	96	5	32	27	0	0	0	4	1	5	13	3	6	6	13	3	6
	95	2	30	28	2	0	9	2-	0	3	4	10	2	2	4	10	2
	CHANGE	3+	2+	1-	2-	0	5-	0	1+	2+	9+	7-	4+	4+	1+	7-	4+
MUNICIPAL	96	8	17	9	0	0	0	2	2	0	8	3	2	2	8	3	2
	95	10	20	10	0	0	0	0	2	7	2	3	6	6	2	3	6
	CHANGE	2-	3-	1-	0	0	0	2+	0	7-	6+	0	4-	4-	6+	0	4-
HURRICANE PD	96	8	17	9	0	0	0	2	2	0	8	3	2	2	8	3	2
	95	10	20	10	0	0	0	0	2	7	2	3	6	6	2	3	6
	CHANGE	2-	3-	1-	0	0	0	2+	0	7-	6+	0	4-	4-	6+	0	4-
POCA PD	96	0	0	0	0	0	0	0	0	0	0	0	0	0	0	0	0
	95	0	0	0	0	0	0	0	0	0	0	0	0	0	0	0	0
	CHANGE	0	0	0	0	0	0	0	0	0	0	0	0	0	0	0	0
RALEIGH CITY	96	227	745	518	7	0	0	0	24	55	103	523	33	33	103	523	33
	95	223	716	493	5	0	2	2	22	50	83	521	33	33	83	521	33
	CHANGE	4+	29+	25+	2+	0	2-	0	2+	5+	20+	2+	0	0	20+	2+	0
RURAL	96	17	123	106	7	0	0	0	4	21	44	37	10	10	44	37	10
	95	28	122	94	1	0	0	0	4	18	42	50	7	7	42	50	7
	CHANGE	11-	1+	12+	6+	0	0	0	0	3+	2+	13-	3+	3+	2+	13-	3+

PART I ARRESTS

# PART I ARRESTS

		PART I ARRESTS BY CHARGE AND AGENCY TYPE																			
		JUVENILE		ADULTS		GRAND TOTAL		CRIMINAL MURDER		HOMICIDE NEG MANSL		FORCIBLE RAPE		ROBBERY		AGGRAV ASSAULT		BURGLARY LARCENY		AUTO THEFT	
SHERIFF	96	13	52	65	6	0	0	0	0	0	0	0	0	0	0	14	24	16	5		
	95	27	70	97	1	0	0	0	0	0	0	0	0	0	9	36	41	7			
	CHANGE	14-	18-	32-	5+	0	0	0	0	0	0	0	0	0	5+	12-	25-	2-			
STATE POLICE	96	4	54	58	1	0	0	0	0	0	0	0	0	4	7	20	21	5			
	95	1	24	25	0	0	0	0	0	0	0	0	0	1	9	6	9	0			
	CHANGE	3+	30+	33+	1+	0	0	0	0	0	0	0	0	3+	2-	14+	12+	5+			
MUNICIPAL	96	210	412	622	0	0	0	0	0	0	0	0	0	20	34	59	486	23			
	95	195	399	594	4	0	2	2	2	2	2	2	2	18	32	41	471	26			
	CHANGE	15+	13+	28+	4-	0	2-	2-	2-	2-	2-	2-	2-	2+	2+	18+	15+	3-			
BECKLEY PD	96	208	406	614	0	0	0	0	0	0	0	0	0	20	34	54	484	22			
	95	195	395	590	4	0	2	2	2	2	2	2	2	18	31	40	470	25			
	CHANGE	13+	11+	24+	4-	0	2-	2-	2-	2-	2-	2-	2-	2+	3+	14+	14+	3-			
MABSCOTT PD	96	2	6	8	0	0	0	0	0	0	0	0	0	0	0	5	2	1			
	95	0	3	3	0	0	0	0	0	0	0	0	0	0	1	0	1	1			
	CHANGE	2+	3+	5+	0	0	0	0	0	0	0	0	0	0	1-	5+	1+	0			
SOPHIA PD	96	0	0	0	0	0	0	0	0	0	0	0	0	0	0	0	0	0			
	95	0	1	1	0	0	0	0	0	0	0	0	0	0	0	1	0	0			
	CHANGE	0	1-	1-	0	0	0	0	0	0	0	0	0	0	0	1-	0	0			
RANDOLPH CTY	96	81	124	205	0	0	3	3	3	3	3	3	3	3	12	64	113	10			
	95	73	94	167	1	0	2	2	2	2	2	2	2	1	8	46	100	9			
	CHANGE	8+	30+	38+	1-	0	1+	1+	1+	1+	1+	1+	1+	2+	4+	18+	13+	1+			
RURAL	96	42	84	126	0	0	3	3	3	3	3	3	3	1	5	38	70	9			
	95	49	50	99	1	0	2	2	2	2	2	2	2	0	4	28	58	6			
	CHANGE	7-	34+	27+	1-	0	1+	1+	1+	1+	1+	1+	1+	1+	1+	10+	12+	3+			
SHERIFF	96	0	6	6	0	0	0	0	0	0	0	0	0	0	1	1	2	2			
	95	0	4	4	0	0	0	0	0	0	0	0	0	0	1	2	1	0			
	CHANGE	0	2+	2+	0	0	0	0	0	0	0	0	0	0	0	1-	1+	2+			
STATE POLICE	96	42	78	120	0	0	3	3	3	3	3	3	3	1	4	37	68	7			
	95	49	46	95	1	0	2	2	2	2	2	2	2	0	3	26	57	6			
	CHANGE	7-	32+	25+	1-	0	1+	1+	1+	1+	1+	1+	1+	1+	1+	11+	11+	1+			
MUNICIPAL	96	39	40	79	0	0	0	0	0	0	0	0	0	2	7	26	43	1			
	95	24	44	68	0	0	0	0	0	0	0	0	0	1	4	18	42	3			
	CHANGE	15+	4-	11+	0	0	0	0	0	0	0	0	0	1+	3+	8+	1+	2-			
ELKIUS FD	96	39	40	79	0	0	0	0	0	0	0	0	0	2	7	26	43	1			
	95	24	44	68	0	0	0	0	0	0	0	0	0	1	4	18	42	3			
	CHANGE	15+	4-	11+	0	0	0	0	0	0	0	0	0	1+	3+	8+	1+	2-			
MILL CREEK PD	96	0	0	0	0	0	0	0	0	0	0	0	0	0	0	0	0	0			
	95	0	0	0	0	0	0	0	0	0	0	0	0	0	0	0	0	0			
	CHANGE	0	0	0	0	0	0	0	0	0	0	0	0	0	0	0	0	0			

PART I ARRESTS BY CHARGE AND AGENCY TYPE

\*\*\*\*\*  
 RITCHIE CTY TOTAL  
 JUVENILE ADULTS GRAND TOTAL  
 CRIMINAL MURDER  
 HOMICIDE NEG MANSL RAPE  
 FORCIBLE ROBBERY AGGRAV BURGLARY LARCENY AUTO  
 ASSAULT ASSAULT THEFT

AGENCY	CHARGE	96	95	CHANGE	JUVENILE	ADULTS	GRAND TOTAL	CRIMINAL MURDER	HOMICIDE NEG MANSL RAPE	FORCIBLE ROBBERY	AGGRAV ASSAULT	BURGLARY	LARCENY	AUTO THEFT
RITCHIE CTY	TOTAL	4	13	17	1	0	0	0	0	0	0	1	3	10
	95	1	19	20	0	0	0	0	0	0	0	0	5	13
	CHANGE	3+	6-	3-	1+	0	0	0	0	0	0	1+	2-	3-
RURAL	TOTAL	4	10	14	1	0	0	0	0	0	1	0	0	10
	95	1	17	18	0	0	0	0	0	0	0	0	5	11
	CHANGE	3+	7-	4-	1+	0	0	0	0	0	0	1+	5-	1-
SHERIFF	TOTAL	4	8	12	0	0	0	0	0	0	0	0	0	10
	95	1	4	5	0	0	0	0	0	0	0	0	4	1
	CHANGE	3+	4+	7+	0	0	0	0	0	0	0	0	4-	9+
STATE POLICE	TOTAL	0	2	2	1	0	0	0	0	0	1	0	0	0
	95	0	13	13	0	0	0	0	0	0	0	1	0	0
	CHANGE	0	11-	11-	1+	0	0	0	0	0	0	1+	1-	10-
MUNICIPAL	TOTAL	0	3	3	0	0	0	0	0	0	0	0	3	0
	95	0	2	2	0	0	0	0	0	0	0	0	0	0
	CHANGE	0	1+	1+	0	0	0	0	0	0	0	0	3+	2-
HARRISVILLE PD	TOTAL	0	0	0	0	0	0	0	0	0	0	0	0	0
	95	0	2	2	0	0	0	0	0	0	0	0	0	0
	CHANGE	0	2-	2-	0	0	0	0	0	0	0	0	0	0
PERINSBORO PD	TOTAL	0	3	3	0	0	0	0	0	0	0	0	3	0
	95	0	0	0	0	0	0	0	0	0	0	0	0	0
	CHANGE	0	3+	3+	0	0	0	0	0	0	0	0	3+	0

AGENCY	CHARGE	96	95	CHANGE	JUVENILE	ADULTS	GRAND TOTAL	CRIMINAL MURDER	HOMICIDE NEG MANSL RAPE	FORCIBLE ROBBERY	AGGRAV ASSAULT	BURGLARY	LARCENY	AUTO THEFT
ROANIE CTY	TOTAL	23	49	72	1	0	4	0	0	0	7	20	35	5
	95	35	28	63	0	0	1	0	0	10	12	12	23	17
	CHANGE	12-	21+	9+	1+	0	3+	0	0	0	3-	8+	12+	12-
RURAL	TOTAL	4	42	46	1	0	4	0	0	0	6	16	14	5
	95	13	21	34	0	0	1	0	0	0	9	12	3	9
	CHANGE	9-	21+	12+	1+	0	3+	0	0	0	3-	4+	11+	4-
SHERIFF	TOTAL	1	26	27	1	0	3	0	0	0	6	9	7	1
	95	6	9	15	0	0	0	0	0	0	5	8	1	1
	CHANGE	5-	17+	12+	1+	0	3+	0	0	0	1+	1+	6+	0
STATE POLICE	TOTAL	3	16	19	0	0	1	0	0	0	0	7	7	4
	95	7	12	19	0	0	1	0	0	0	4	4	2	8
	CHANGE	4-	4+	0	0	0	0	0	0	0	4-	3+	5+	4-
MUNICIPAL	TOTAL	19	7	26	0	0	0	0	0	0	1	4	21	0
	95	22	7	29	0	0	0	0	0	0	1	4	20	8
	CHANGE	3-	0	3-	0	0	0	0	0	0	1	0	4+	1+

PART I ARRESTS

# PART I ARRESTS

		PART I ARRESTS BY CHARGE AND AGENCY TYPE											
		JUVENILE	ADULTS	GRAND TOTAL	MURDER	CRIMINAL	HOMICIDE	FORCIBLE	ROBBERY	AGGRAV	BURGLARY	LARCENY	AUTO THEFT
								RAPE	ASSAULT				
SPENCER PD	96	19	7	26	0	0	0	0	0	1	4	21	0
	95	22	7	29	0	0	0	0	0	1	0	20	8
	CHANGE	3-	0	3-	0	0	0	0	0	0	4+	1+	8-
SUNNERS CTY	TOTAL	0	32	32	0	1	3	6	15	6	15	6	1
	96	0	32	32	0	0	0	0	0	0	0	0	0
	95	6	28	34	2	0	0	6	16	10	10	0	0
	CHANGE	6-	4+	2-	2-	0	0	0	1-	1-	4-	0	0
RURAL	96	0	15	15	0	0	1	2	7	3	3	0	0
	95	6	11	17	2	0	0	1	9	5	2	0	0
	CHANGE	6-	4+	2-	2-	0	1+	2+	2-	2-	0	0	0
SHERIFF	96	0	4	4	0	0	0	2	1	0	0	0	0
	95	0	4	4	1	0	0	0	2	0	0	0	0
	CHANGE	0	0	0	1-	0	0	2+	0	1-	0	0	0
STATE POLICE	96	0	11	11	0	0	1	0	1	6	3	0	0
	95	6	7	13	1	0	0	0	0	7	5	0	0
	CHANGE	6-	4+	2-	1-	0	1+	0	1+	1-	2-	0	0
MUNICIPAL	96	0	17	17	0	0	0	1	4	8	3	1	1
	95	0	17	17	0	0	0	0	5	7	5	0	0
	CHANGE	0	0	0	0	0	0	1+	1-	1+	2-	1+	0
HINTON PD	96	0	17	17	0	0	0	0	1	4	8	3	1
	95	0	17	17	0	0	0	0	5	7	5	0	0
	CHANGE	0	0	0	0	0	0	0	1+	1-	1+	2-	1+
TAYLOR CTY	TOTAL	10	29	39	0	1	0	4	6	28	6	28	0
	96	10	29	39	0	0	0	0	0	0	0	0	0
	95	9	13	22	3	0	0	1	1	1	1	14	0
	CHANGE	1+	16+	17+	3-	0	1+	3-	3+	5+	14+	0	0
RURAL	96	3	10	13	0	0	1	0	3	3	6	0	0
	95	1	7	8	3	0	0	0	1	1	3	0	0
	CHANGE	2+	3+	5+	3-	0	1+	0	2+	2+	3+	0	0
SHERIFF	96	2	6	8	0	0	1	0	1	1	5	0	0
	95	0	5	5	0	0	0	0	1	1	3	0	0
	CHANGE	2+	1+	3+	0	0	1+	0	0	0	2+	0	0
STATE POLICE	96	1	4	5	0	0	0	0	2	2	1	0	0
	95	1	2	3	3	0	0	0	0	0	0	0	0
	CHANGE	0	2+	2+	3-	0	0	0	2+	2+	1+	0	0
MUNICIPAL	96	7	19	26	0	0	0	0	1	3	22	0	0
	95	8	6	14	0	0	0	3	0	0	11	0	0
	CHANGE	1-	13+	12+	0	0	0	3-	1+	3+	11+	0	0

PART I ARRESTS BY CHARGE AND AGENCY TYPE

AGENCY	96	95	CHANGE	JUVENILE	ADULTS	GRAND TOTAL	MURDER	CRIMINAL	HOMICIDE	NEG	MANSL	RAPE	ROBBERY	AGGRAV ASSAULT	BURGLARY	LARCENY	AUTO THEFT
GRAFTON PD	7	19	12+	0	0	0	0	0	0	0	0	0	0	1	3	22	0
TUCKER CITY	8	6	14	0	0	0	0	0	0	0	0	0	3	0	0	11	0
TOTAL	15	25	10+	0	0	0	0	0	0	0	0	0	3	1	3	33	0
RURAL	6	19	13+	0	0	0	0	0	0	0	0	0	0	0	0	0	0
SHERIFF	2	12	10	0	0	0	0	0	0	0	0	0	0	0	0	0	0
STATE POLICE	4	7	3	0	0	0	0	0	0	0	0	0	0	0	0	0	0
MUNICIPAL	0	1	1	0	0	0	0	0	0	0	0	0	0	0	0	0	0
PARSONS PD	0	3	3	0	0	0	0	0	0	0	0	0	0	0	0	0	0
TYLER CITY	25	27	2	0	0	0	0	0	0	0	0	0	0	0	0	0	0
TOTAL	25	52	27	0	0	0	0	0	0	0	0	0	0	0	0	0	0
RURAL	11	19	8	0	0	0	0	0	0	0	0	0	0	0	0	0	0
SHERIFF	2	18	16	0	0	0	0	0	0	0	0	0	0	0	0	0	0
STATE POLICE	0	1	1	0	0	0	0	0	0	0	0	0	0	0	0	0	0
MUNICIPAL	14	8	6	0	0	0	0	0	0	0	0	0	0	0	0	0	0

PART I ARRESTS

# PART I ARRESTS

		PART I ARRESTS BY CHARGE AND AGENCY TYPE												
		JUVENILE	ADULTS	GRAND TOTAL	MURDER	CRIMINAL	HOMICIDE	FORCIBLE	ROBBERY	AGGRAV	BURGLARY	LARCENY	AUTO THEFT	
								RAPE	ASSAULT					
PADEN CITY PD	96	7	7	14	0	0	0	0	0	1	4	9	0	
	95	0	4	4	0	0	0	0	0	0	0	3	0	
	CHANGE	7+	3+	10+	0	0	0	0	0	1+	4+	6+	1-	
SISTERSVILLE PD	96	7	1	8	0	0	0	0	0	0	7	1	0	
	95	6	2	8	0	0	0	0	0	0	5	1	2	
	CHANGE	1+	1-	0	0	0	0	0	0	0	2+	0	2-	
MIDDLEBOURNE PD	96	0	0	0	0	0	0	0	0	0	0	0	0	
	95	0	0	0	0	0	0	0	0	0	0	0	0	
	CHANGE	0	0	0	0	0	0	0	0	0	0	0	0	
UPSHUR CTY	96	22	80	102	0	0	1	0	0	5	27	61	8	
	95	44	101	145	0	0	3	1	19	14	100	19	8	
	CHANGE	22-	21-	43-	0	0	2-	1-	14-	13+	39-	39-	0	
RURAL	96	3	40	43	0	0	0	0	0	5	10	23	0	
	95	3	52	55	0	0	0	0	0	18	2	35	0	
	CHANGE	0	12-	12-	0	0	0	0	0	13-	8+	7-	0	
SHERIFF	96	3	36	39	0	0	0	0	0	1	10	28	0	
	95	0	25	25	0	0	0	0	0	0	0	25	0	
	CHANGE	3+	11+	14+	0	0	0	0	0	1+	10+	3+	0	
STATE POLICE	96	0	4	4	0	0	0	0	0	4	0	0	0	
	95	3	27	30	0	0	0	0	0	18	2	10	0	
	CHANGE	3-	23-	26-	0	0	0	0	0	14-	2-	10-	0	
MUNICIPAL	96	19	40	59	0	0	1	0	0	0	17	33	8	
	95	41	49	90	0	0	3	1	1	1	12	65	8	
	CHANGE	22-	9-	31-	0	0	2-	1-	1-	1-	5+	32-	0	
BUCKHANNON PD	96	19	40	59	0	0	1	0	0	0	17	33	8	
	95	41	49	90	0	0	3	1	1	1	12	65	8	
	CHANGE	22-	9-	31-	0	0	2-	1-	1-	1-	5+	32-	0	
WAYNE CTY	96	25	81	106	0	0	4	3	19	17	59	59	4	
	95	25	108	133	1	0	3	0	9	26	82	82	12	
	CHANGE	0	27-	27-	1-	0	1+	3+	10+	9-	23-	23-	8-	
RURAL	96	13	58	71	0	0	4	3	18	17	26	26	3	
	95	11	67	78	1	0	3	0	9	18	38	38	9	
	CHANGE	2+	9-	7-	1-	0	1+	3+	9+	1-	12-	12-	6-	
SHERIFF	96	0	21	21	0	0	0	0	0	2	9	5	0	
	95	0	17	17	0	0	0	0	0	7	5	10	0	
	CHANGE	0	4+	4+	0	0	0	0	0	5+	4+	5-	0	

PART I ARRESTS BY CHARGE AND AGENCY TYPE

AGENCY	POLICE	CHARGE	ADULTS		TOTAL	AGENCY TYPE		MURDER	CRIMINAL	HOMICIDE	NEG	MANSL	RAPE	ROBBERY	AGGRAV	BURGLARY	LARCENY	AUTO	THEFT
			JUVENILE	ADULTS		MURDER	CRIMINAL												
STATE POLICE	96		13	37	50	0	0	0	0	0	0	0	4	3	11	9	21	3	
	95		11	50	61	1	1	0	0	0	0	0	3	0	7	13	28	9	
	CHANGE		2+	13-	11-	1-	1-	0	0	0	0	0	1+	3+	4+	5-	7-	6-	
MUNICIPAL	96		12	23	35	0	0	0	0	0	0	0	0	0	1	0	33	1	
	95		14	41	55	0	0	0	0	0	0	0	0	0	0	8	44	3	
	CHANGE		2-	18-	20-	0	0	0	0	0	0	0	0	0	1+	8-	11-	2-	
CEREDO PD	96		11	17	28	0	0	0	0	0	0	0	0	0	1	0	26	1	
	95		3	35	38	0	0	0	0	0	0	0	0	0	0	1	37	0	
	CHANGE		8+	18-	10-	0	0	0	0	0	0	0	0	0	1+	1-	11-	1+	
KEHIOVA PD	96		1	6	7	0	0	0	0	0	0	0	0	0	0	0	7	0	
	95		7	6	13	0	0	0	0	0	0	0	0	0	0	3	7	3	
	CHANGE		6-	0	6-	0	0	0	0	0	0	0	0	0	0	3-	0	3-	
HAYHIE PD	96		0	0	0	0	0	0	0	0	0	0	0	0	0	0	0	0	
	95		4	0	4	0	0	0	0	0	0	0	0	0	0	4	0	0	
	CHANGE		4-	0	4-	0	0	0	0	0	0	0	0	0	0	4-	0	0	
FORT GAY PD	96		0	0	0	0	0	0	0	0	0	0	0	0	0	0	0	0	
	95		0	0	0	0	0	0	0	0	0	0	0	0	0	0	0	0	
	CHANGE		0	0	0	0	0	0	0	0	0	0	0	0	0	0	0	0	

WEBSTER CTY																			
TOTAL	96		12	26	38	0	0	0	0	0	0	0	0	3	9	16	6	4	
CHANGE	95		0	9	9	1	1	0	0	0	0	0	1-	0	2	1	2	1	
CHANGE	96		12+	17+	29+	1-	1-	0	0	0	0	0	1-	3+	7+	14+	4+	3+	

RURAL																			
TOTAL	96		12	26	38	0	0	0	0	0	0	0	0	3	9	16	6	4	
CHANGE	95		0	9	9	1	1	0	0	0	0	0	1-	0	2	1	2	1	
CHANGE	96		12+	17+	29+	1-	1-	0	0	0	0	0	1-	3+	7+	14+	4+	3+	

SHERIFF																			
TOTAL	96		6	7	13	0	0	0	0	0	0	0	0	1	1	6	5	0	
CHANGE	95		0	2	2	0	0	0	0	0	0	0	1	0	0	1	0	0	
CHANGE	96		6+	5+	11+	0	0	0	0	0	0	0	1-	1+	1+	5+	5+	0	

STATE POLICE																			
TOTAL	96		6	19	25	0	0	0	0	0	0	0	0	2	8	10	1	4	
CHANGE	95		0	7	7	1	1	0	0	0	0	0	0	0	2	1	2	1	
CHANGE	96		6+	12+	18+	1-	1-	0	0	0	0	0	0	2+	6+	9+	1-	3+	

WETZEL CTY																			
TOTAL	96		20	45	65	2	2	0	0	0	0	0	0	1	1	21	37	3	
CHANGE	95		17	51	68	0	0	0	0	0	0	0	2-	2	6	14	42	2	
CHANGE	96		3+	6-	3-	2+	2+	0	0	0	0	0	2-	1-	5-	7+	5-	1+	

RURAL																			
TOTAL	96		9	7	16	2	0	0	0	0	0	0	0	0	1	12	1	0	
CHANGE	95		3	16	19	0	0	0	0	0	0	0	2-	0	5	8	3	1	
CHANGE	96		6+	9-	3-	2+	2+	0	0	0	0	0	2-	0	4-	4+	2-	1-	

PART I ARRESTS

# PART I ARRESTS

		PART I ARRESTS BY CHARGE AND AGENCY TYPE											
		JUVENILE	ADULTS	GRAND TOTAL	MURDER	CRIMINAL	HOMICIDE	FORCIBLE RAPE	ROBBERY	AGGRAV ASSAULT	BURGLARY	LARCENY	AUTO THEFT
SHERIFF	96	0	1	1	0	0	0	0	0	1	0	0	0
	95	0	7	7	0	0	0	0	0	3	3	1	0
	CHANGE	0	6-	6-	0	0	0	0	0	2-	3-	1-	0
STATE POLICE	96	9	6	15	2	0	0	0	0	0	12	1	0
	95	3	9	12	0	0	2	2-	0	5	7+	1	1-
	CHANGE	6+	3-	3+	2+	0	0	0	0	2-	1-	1-	0
MUNICIPAL	96	11	38	49	0	0	0	0	1	0	9	36	3
	95	14	35	49	0	0	0	0	2	1	6	39	1
	CHANGE	3-	3+	0	0	0	0	0	1-	1-	3+	3-	2+
NEW MARTINSVILLE PD	96	11	38	49	0	0	0	0	1	0	9	36	3
	95	14	35	49	0	0	0	0	2	1	6	39	1
	CHANGE	3-	3+	0	0	0	0	0	1-	1-	3+	3-	2+
WIRT CTY	96	3	7	10	0	0	0	0	0	0	5	4	1
	95	0	6	6	0	0	0	0	0	0	4	2	0
	CHANGE	3+	1+	4+	0	0	0	0	0	0	1+	2+	1+
RURAL	96	3	7	10	0	0	0	0	0	0	5	4	1
	95	0	6	6	0	0	0	0	0	0	4	2	0
	CHANGE	3+	1+	4+	0	0	0	0	0	0	1+	2+	1+
SHERIFF	96	3	5	8	0	0	0	0	0	0	4	3	1
	95	0	1	1	0	0	0	0	0	0	0	1	0
	CHANGE	3+	4+	7+	0	0	0	0	0	0	4+	2+	1+
STATE POLICE	96	0	2	2	0	0	0	0	0	0	1	1	0
	95	0	5	5	0	0	0	0	0	0	4	1	0
	CHANGE	0	3-	3-	0	0	0	0	0	0	3-	0	0
HOOD CTY	96	448	458	906	3	0	0	9	7	39	98	652	68
	95	359	389	748	0	0	8	8	9	33	81	576	41
	CHANGE	89+	69+	158+	3+	0	0	1+	2-	6+	17+	106+	27+
RURAL	96	2	47	49	0	0	0	1	0	9	20	19	7
	95	12	38	50	0	0	0	0	4	3	19	17	7-
	CHANGE	10-	9+	1-	0	0	0	1+	4-	6+	1+	2+	0
SHERIFF	96	0	39	39	0	0	0	1	0	8	16	14	0
	95	0	33	33	0	0	0	0	4	2	10	14	3
	CHANGE	0	6+	6+	0	0	0	1+	4-	6+	6+	0	3-
STATE POLICE	96	2	8	10	0	0	0	0	0	1	4	5	0
	95	12	5	17	0	0	0	0	0	1	9	3	4
	CHANGE	10-	3+	7-	0	0	0	0	0	0	5-	2+	0



PART I ARRESTS BY CHARGE AND AGENCY TYPE

	JUVENILE	ADULTS	GRAND TOTAL	MURDER	CRIMINAL	HOMICIDE	FORCIBLE	ROBBERY	AGGRAV	BURGLARY	LARCENY	AUTO THEFT
MUNICIPAL	96	446	611	3	0	0	8	7	30	78	653	68
95	347	351	698	0	0	0	8	5	30	62	559	34
CHANGE	99+	60+	159+	3+	0	0	0	2+	0	16+	104+	34+
PARKERSBURG PD	96	301	253	3	0	0	5	7	30	78	372	59
95	202	195	397	0	0	0	6	5	29	60	264	33
CHANGE	99+	58+	157+	3+	0	0	1-	2+	1+	18+	108+	26+
VIEI'VA PD	96	140	154	0	0	0	3	0	0	0	295	6
95	144	155	299	0	0	0	2	0	0	2	295	0
CHANGE	4-	1-	5-	0	0	0	1+	0	0	2-	10-	6+
WILLIAMSTOWN PD	96	5	4	0	0	0	0	0	0	0	6	3
95	1	1	2	0	0	0	0	0	1	0	0	1
CHANGE	4+	3+	7+	0	0	0	0	0	1-	0	6+	2+
WYOMING CTY TOTAL	96	6	74	0	0	0	1	1	15	18	34	5
95	16	67	83	1	0	0	2	4	17	19	33	7
CHANGE	10-	1+	9-	1-	0	0	1-	3-	2-	1-	1+	2-
RURAL	96	2	37	0	0	0	1	0	12	12	13	1
95	7	37	44	1	0	0	2	4	10	12	11	4
CHANGE	5-	0	5-	1-	0	0	1-	4-	2+	0	2+	5-
SHERIFF	96	2	31	0	0	0	1	0	12	10	9	1
95	7	32	39	1	0	0	2	4	10	11	7	4
CHANGE	5-	1-	6-	1-	0	0	1-	4-	2+	1-	2+	3-
STATE POLICE	96	0	6	0	0	0	0	0	0	2	4	0
95	0	5	5	0	0	0	0	0	0	1	4	0
CHANGE	0	1+	1+	0	0	0	0	0	0	1+	0	0
MUNICIPAL	96	4	31	0	0	0	0	1	3	6	21	4
95	9	30	39	0	0	0	0	0	7	7	22	3
CHANGE	5-	1+	4-	0	0	0	0	1+	4-	1-	1-	1+
MULLENS PD	96	0	5	0	0	0	0	1	1	0	0	3
95	0	4	4	0	0	0	0	0	1	3	0	0
CHANGE	0	1+	1+	0	0	0	0	1+	0	3-	0	3+
PINEVILLE PD	96	0	5	0	0	0	0	0	1	0	4	0
95	9	7	16	0	0	0	0	0	0	3	12	1
CHANGE	9-	2-	11-	0	0	0	0	0	1+	3-	8-	1-
OCEANA PD	96	4	21	0	0	0	0	0	1	6	17	1
95	0	19	19	0	0	0	0	0	1	1	10	1
CHANGE	4+	2+	6+	0	0	0	0	0	5-	5+	7+	1-

PART I ARRESTS



## **PART II ARRESTS BY CHARGE AND AGENCY TYPE**

The report in this section details the number of persons arrested for Part II Offenses for the reporting periods of 1996 and 1995. Definitions for each of the Part II Offenses may be found in this book in the Table of contents under the category entitled "Classification of Offenses."

# PART II ARRESTS

		PART II ARRESTS BY CHARGE AND AGENCY TYPE				ARSON	FORGERY	FRAUD	EMBEZZLE	STOLEN PROPERTY	VAHDAL	ILLEGAL WEAPONS	
		JUVENILE	ADULTS	GRAND TOTAL	OTHER ASSAULTS								
*****													
WEST VIRGINIA	TOTAL	96	5254	55519	60773	8943	105	659	4722	137	616	1304	1335
	95	5115	50579	55694	8401	120	567	4202	99	562	1289	1273	
	CHANGE	139+	4940+	5079+	542+	15-	92+	520+	38+	54+	15+	62+	
*****													
RURAL	96	1595	26487	28082	4487	55	335	4335	85	269	584	718	
	95	1426	23880	25306	4315	66	326	3826	62	242	564	733	
	CHANGE	169+	2607+	2776+	172+	11-	9+	509+	23+	27+	20+	15-	
SHERIFF'S	96	820	14838	15658	2441	23	168	4031	32	98	252	432	
	95	805	14278	15083	2559	45	160	3582	30	109	276	480	
	CHANGE	15+	560+	575+	118-	22-	8+	449+	2+	11-	24-	48-	
STATE POLICE	96	775	11649	12424	2046	32	167	304	53	171	332	286	
	95	620	9602	10222	1756	21	166	244	32	133	288	252	
	CHANGE	155+	2047+	2202+	290+	11+	1+	60+	21+	38+	44+	34+	
MUNICIPAL	96	3659	29032	32691	4456	50	324	387	52	347	720	617	
	95	3689	26499	30388	4086	54	241	376	37	320	725	540	
	CHANGE	30-	2333+	2303+	370+	4-	83+	11+	15+	27+	5-	77+	
*****													
BARBOUR CTY	TOTAL	96	43	358	401	36	0	1	107	1	0	0	5
	95	37	352	389	45	0	0	2	91	2	4	3	
	CHANGE	6+	6+	12+	9-	0	0	1-	16+	0	2-	4-	2+
*****													
RURAL	96	11	193	206	14	0	0	106	1	0	0	2	
	95	10	224	234	29	0	2	91	1	2	1	2	
	CHANGE	1+	29-	28-	15-	0	2-	15+	0	2-	1-	0	
SHERIFF	96	0	149	149	0	0	0	103	0	0	0	0	
	95	0	153	153	9	0	2	77	0	2	0	1	
	CHANGE	0	4-	4-	9-	0	2-	26+	0	2-	0	1-	
STATE POLICE	96	11	46	57	14	0	0	3	1	0	0	2	
	95	10	71	81	20	0	0	14	1	0	1	1	
	CHANGE	1+	25-	24-	6-	0	0	11-	0	0	1-	1+	
MUNICIPAL	96	32	163	195	22	0	1	1	0	0	0	3	
	95	27	128	155	16	0	0	0	0	0	3	1	
	CHANGE	5+	35+	40+	6+	0	1+	1+	0	0	3-	2+	
BELINGTTON PD	96	3	29	32	6	0	1	1	0	0	0	0	
	95	0	4	0	0	0	0	0	0	0	0	0	
	CHANGE	3+	25+	28+	6+	0	1+	1+	0	0	0	0	
PHILIPPI PD	96	29	134	163	16	0	0	0	0	0	0	3	
	95	27	124	151	16	0	0	0	0	0	3	1	
	CHANGE	2+	10+	12+	0	0	0	0	0	0	3-	2+	
*****													
BERKELEY CTY	TOTAL	96	348	3337	3685	511	7	79	325	8	64	42	104
	95	431	2765	3196	432	11	60	93	9	36	33	67	
	CHANGE	83-	572+	489+	79+	4-	19+	232+	1-	28+	9+	37+	
*****													
RURAL	96	73	1846	1919	275	4	37	258	5	50	40	50	
	95	25	1313	1338	226	11	34	53	9	24	33	33	
	CHANGE	48+	533+	581+	49+	7-	3+	205+	4-	26+	7+	17+	
SHERIFF	96	21	683	704	133	2	27	222	3	20	14	14	
	95	15	326	341	74	9	8	43	3	3	0	12	
	CHANGE	6+	357+	363+	59+	7-	19+	179+	0	17+	14+	2+	
STATE POLICE	96	52	1163	1215	142	2	10	36	2	30	26	36	
	95	10	987	997	152	2	26	10	6	21	33	21	
	CHANGE	42+	176+	218+	10-	0	16-	26+	4-	9+	7-	15+	
MUNICIPAL	96	275	1491	1766	236	3	42	67	3	14	2	54	
	95	406	1452	1858	206	0	26	40	0	12	0	34	
	CHANGE	131-	39+	92-	30+	3+	16+	27+	3+	2+	2+	20+	
MARTINSBURG PD	96	275	1491	1766	236	3	42	67	3	14	2	54	
	95	406	1452	1858	206	0	26	40	0	12	0	34	
	CHANGE	131-	39+	92-	30+	3+	16+	27+	3+	2+	2+	20+	
*****													
BOONE CTY	TOTAL	96	4	418	422	99	0	16	65	2	1	2	6
	95	17	382	399	120	1	1	53	0	0	2	2	
	CHANGE	13-	36+	23+	21-	1-	15+	12+	2+	1+	0	4+	
*****													
RURAL	96	1	385	386	96	0	15	65	2	1	0	4	
	95	3	342	345	118	1	1	53	0	0	1	0	
	CHANGE	2-	43+	41+	22-	1-	14+	12+	2+	1+	1-	4+	
SHERIFF	96	1	225	226	80	0	0	65	0	0	0	0	
	95	1	272	273	109	1	1	53	0	0	0	0	
	CHANGE	0	47-	47-	29-	1-	1-	12+	0	0	0	0	
STATE POLICE	96	0	160	160	16	0	15	0	2	1	0	4	
	95	2	70	72	9	0	0	0	0	0	1	0	
	CHANGE	2-	90+	88+	7+	0	15+	0	2+	1+	1-	4+	
MUNICIPAL	96	3	33	36	3	0	1	0	0	0	2	2	
	95	14	48	54	2	0	0	0	0	0	1	2	
	CHANGE	11-	7-	18-	1+	0	1+	0	0	0	1+	0	
MADISON PD	96	1	29	30	2	0	0	0	0	0	0	2	
	95	12	37	49	1	0	0	0	0	0	0	2	
	CHANGE	11-	8-	19-	1+	0	0	0	0	0	0	0	

# PART II ARRESTS

	CONL VICE	SEX OFFENSES	PART II NARCOTIC GAMBLING AND DRUG	ARRESTS FAMILY OFFENSES	BY CHARGE DRIVING UND INFL	AND AGENCY LIQUOR LAMS	TYPE DRUNK ERRNESS	DISORD CONDUCT	VAGRANCY	OTHER OFFENSES	SUSPICION	CURFEM LOITER	RUN- AWAYS	
HVAAL	210 156 54+	332 297 35+	437 359 797+	19 129 110-	790 779 11+	9229 8899 930+	2694 1961 733+	8461 9228 767-	1688 1874 186-	15 25 10-	13173 11095 2078+	0 0 0	620 435 185+	745 724 21+
HVARU	5 4 1+	189 183 6+	1799 1568 231+	5 86 81-	431 489 58-	5470 4669 801+	735 534 201+	1857 1925 68-	190 234 44-	7 10 3-	6184 5131 1053+	0 0 0	22 7 15+	320 332 12-
HVASO	4 4 0	68 90 22-	637 536 101+	1 72 71-	266 360 94-	2490 2424 66+	107 90 17+	848 982 134-	82 119 37-	4 8 4-	3484 2943 541+	0 0 0	4 3 1+	186 211 25-
HVASP	1 0 1+	121 93 28+	1162 1032 130+	4 14 10-	165 129 36+	2980 2245 735+	628 444 184+	1009 943 66+	108 115 7-	3 2 1+	2700 2188 512+	0 0 0	18 4 14+	134 121 13+
HVAZZ	205 152 53+	143 114 29+	2577 2011 566+	14 43 29-	359 290 69+	4359 4230 129+	1959 1427 532+	6604 7303 699-	1498 1640 142-	8 15 7-	6989 5964 1025+	0 0 0	598 428 170+	425 392 33+
001AL	0 0 0	0 0 0	5 15 10-	0 0 0	0 2 2-	65 71 6-	70 26 24+	43 19 38+	25 19 6+	1 2 1-	28 38 10-	0 0 0	5 9 4-	8 1 8+
001RU	0 0 0	0 0 0	3 8 5-	0 0 0	0 2 2-	49 60 11-	10 3 7+	9 17 8-	0 0 0	0 2 2-	4 13 9-	0 0 0	0 0 0	8 1 7+
001SO	0 0 0	0 0 0	0 1 1-	0 0 0	0 1 1-	39 43 4-	4 0 4+	3 18 12-	0 0 0	0 2 2-	0 0 0	0 0 0	0 0 0	0 0 0
001SP	0 0 0	0 0 0	3 4 4-	0 0 0	0 1 1-	10 17 7-	6 3 3+	6 2 4+	0 0 0	0 0 0	4 13 9-	0 0 0	0 0 0	8 1 7+
001ZZ	0 0 0	0 0 0	2 7 5-	0 0 0	0 0 0	16 11 5+	60 43 17+	34 21 13+	25 19 6+	1 0 1+	24 25 1-	0 0 0	5 9 4-	1 0 1+
00101	0 0 0	0 0 0	1 0 1+	0 0 0	0 0 0	5 4 1+	9 0 9+	4 0 4+	1 0 1+	0 0 0	3 0 3+	0 0 0	0 0 0	1 0 1+
00102	0 0 0	0 0 0	1 7 6-	0 0 0	0 0 0	11 7 4+	51 43 8+	30 21 9+	24 19 5+	1 0 1+	21 25 4-	0 0 0	5 9 4-	0 0 0
002AL	2 0 2+	20 22 2-	222 162 60+	0 7 76-	11 3 8+	574 356 220+	197 178 19+	237 289 52-	55 84 29-	0 0 0	1141 1149 8-	0 0 0	48 48 42-	38 48 10-
002RU	0 0 0	8 13 5-	142 75 67+	0 69 69-	9 3 6+	449 248 201+	61 40 21+	182 118 64+	9 20 11-	0 0 0	339 327 12+	0 0 0	0 0 0	1 2 1-
002SO	0 0 0	3 5 2-	5 14 9-	0 69 69-	3 1 2+	34 27 7+	0 0 0	43 3 40+	3 4 1-	0 0 0	178 64 114+	0 0 0	0 0 0	0 2 2-
002SP	0 0 0	5 8 3-	137 61 76+	0 0 0	6 2 4+	415 221 194+	61 40 21+	139 115 24+	6 16 10-	0 0 0	161 243 102-	0 0 0	0 0 0	1 0 1+
002ZZ	2 0 2+	12 9 3+	80 87 7-	7 7 7-	2 0 2+	125 106 19+	136 138 2-	55 171 116-	46 64 18-	0 0 0	802 822 20-	0 0 0	48 90 42-	37 46 9-
00201	2 0 2+	12 9 3+	80 87 7-	7 7 7-	2 0 2+	125 106 19+	136 138 2-	55 171 116-	46 64 18-	0 0 0	802 822 20-	0 0 0	48 90 42-	37 46 9-
003AL	0 0 0	1 0 1+	22 10 10+	0 0 0	12 9 3+	116 106 10+	5 16 11-	13 31 18-	2 1 1+	0 0 0	39 45 14+	0 0 0	1 0 1+	0 0 0
003RU	0 0 0	1 0 1+	18 10 8+	0 0 0	8 8 0	105 96 9+	2 1 1+	9 15 6-	1 0 0	0 0 0	59 40 19+	0 0 0	0 0 0	0 0 0
003SO	0 0 0	0 0 0	1 2 1-	0 0 0	0 0 0	65 62 3+	0 1 1-	6 13 7-	0 0 0	0 0 0	9 31 22-	0 0 0	0 0 0	0 0 0
003SP	0 0 0	1 0 1+	17 8 9+	0 0 0	8 8 0	40 34 6+	2 0 2+	3 2 1+	1 0 0	0 0 0	50 9 41+	0 0 0	0 0 0	0 0 0
003ZZ	0 0 0	0 0 0	4 2 2+	0 0 0	4 1 3+	11 10 1+	3 15 12-	4 16 12-	1 0 1+	0 0 0	0 5 5-	0 0 0	1 0 1+	0 0 0
00301	0 0 0	0 0 0	4 2 2+	0 0 0	4 1 3+	11 10 1+	3 15 12-	2 13 11-	1 0 1+	0 0 0	0 5 5-	0 0 0	1 0 1+	0 0 0

# PART II ARRESTS

		PART II ARRESTS BY CHARGE AND AGENCY TYPE				ARSON	FORGERY	FRAUD	EMBEZZLE	STOLEN PROPERTY	VANDAL	ILLEGAL WEAPON'S	
		JUVENILE	ADULTS	GRAND TOTAL	OTHER ASSAULTS								
WHITESVILLE PD	96	2	4	6	1	0	1	0	0	0	2	0	
	95	2	3	5	1	0	0	0	0	1	0	0	
	CHANGE	0	1+	1+	0	0	1+	0	0	0	1+	0	
DANVILLE PD	96	0	0	0	0	0	0	0	0	0	0	0	
	95	0	0	0	0	0	0	0	0	0	0	0	
	CHANGE	0	0	0	0	0	0	0	0	0	0	0	
*****													
BRAXTON CTY	TOTAL	96	7	225	236	27	1	9	39	1	5	6	7
	95	14	308	322	45	2	1	41	0	5	8	15	
	CHANGE	7-	79-	86-	18-	1-	8+	2-	1+	3-	2-	9-	
*****													
RURAL	96	7	210	217	26	1	9	39	1	5	6	7	
	95	12	257	269	40	1	1	41	0	8	2	16	
	CHANGE	5-	47-	52-	14-	1+	8+	2-	1+	3-	2-	9-	
SHERIFF	96	1	67	68	6	1	0	30	0	0	0	2	
	95	1	96	97	11	0	0	40	0	0	0	12	
	CHANGE	0	29-	29-	5-	1+	0	10-	0	0	0	10-	
STATE POLICE	96	6	143	149	20	0	9	9	1	5	6	5	
	95	11	161	172	29	0	1	1	0	8	8	4	
	CHANGE	5-	18-	23-	9-	0	8+	8+	1+	3-	2-	1+	
MUNICIPAL	96	0	19	19	1	0	0	0	0	0	0	0	
	95	2	51	53	5	2	0	0	0	0	0	0	
	CHANGE	2-	32-	34-	4-	2-	0	0	0	0	0	0	
SUTTON PD	96	0	19	19	1	0	0	0	0	0	0	0	
	95	2	51	53	5	2	0	0	0	0	0	0	
	CHANGE	2-	32-	34-	4-	2-	0	0	0	0	0	0	
*****													
BROOKE CTY	TOTAL	96	42	470	512	17	1	5	0	2	22	1	
	95	18	371	389	30	2	1	30	1	1	8	3	
	CHANGE	24+	99+	123+	13-	1-	1+	1-	1-	1+	11+	2-	
*****													
RURAL	96	18	367	385	8	1	1	0	0	0	6	0	
	95	5	263	268	16	2	0	0	1	1	0	1	
	CHANGE	13+	104+	117+	8-	1-	1+	0	1-	1-	6+	1-	
SHERIFF	96	18	344	362	8	1	1	0	0	0	6	0	
	95	5	250	255	16	2	0	0	0	1	0	0	
	CHANGE	13+	94+	107+	8-	1-	1+	0	0	1-	6+	0	
STATE POLICE	96	0	23	23	0	0	0	0	0	0	0	0	
	95	0	13	13	0	0	0	0	1	0	0	1	
	CHANGE	0	10+	10+	0	0	0	0	1-	0	0	1-	
*****													
MUNICIPAL	96	24	103	127	9	0	2	0	2	16	1	2	
	95	13	108	121	14	0	2	0	0	11	1	2	
	CHANGE	11+	5-	6+	5-	0	0	1-	0	5+	0	1-	
FOLLANSBEE PD	96	23	57	80	7	0	0	0	0	16	1	2	
	95	13	46	59	9	0	1	1	0	11	1	2	
	CHANGE	10+	11+	21+	2-	0	1-	1-	0	5+	0	1-	
HILLSBURG PD	96	1	46	47	2	0	2	0	0	2	0	0	
	95	0	62	62	5	1	0	0	0	0	0	0	
	CHANGE	1+	16-	15-	3-	0	1+	0	0	2+	0	0	
*****													
CABELL CTY	TOTAL	96	381	6223	6604	487	6	77	277	16	46	90	78
	95	469	5552	6021	533	5	47	217	7	105	93	59	
	CHANGE	88-	671+	583+	46-	1+	30+	60+	9+	59-	3-	19+	
*****													
RURAL	96	95	1298	1393	198	0	20	249	10	3	32	21	
	95	121	1300	1421	222	1	19	167	3	12	24	15	
	CHANGE	26-	2-	28-	24-	1-	1+	82+	7+	9-	8+	6+	
SHERIFF	96	56	1041	1097	178	0	10	222	7	2	21	20	
	95	73	935	1008	173	1	5	163	0	8	21	13	
	CHANGE	17-	106+	89+	5+	1-	5+	59+	7+	6-	0	7+	
STATE POLICE	96	39	257	296	20	0	10	27	3	1	11	1	
	95	48	365	413	49	0	14	4	3	4	3	2	
	CHANGE	9-	108-	117-	29-	0	4-	23+	0	3-	8+	1-	
MUNICIPAL	96	286	4925	5211	289	6	57	28	6	43	58	57	
	95	348	4252	4600	311	4	28	50	4	93	69	44	
	CHANGE	62-	673+	611+	22-	2+	29+	22-	2+	50-	11-	13+	
BARBOURSVILLE PD	96	51	110	161	15	0	19	6	4	2	17	2	
	95	68	180	248	32	0	8	8	0	4	13	2	
	CHANGE	17-	70-	87-	17-	0	11+	2-	4+	2+	13+	0	
HUNTINGTON PD	96	223	4444	4667	250	6	36	19	2	39	39	52	
	95	272	3801	4073	244	4	20	39	4	88	60	38	
	CHANGE	49-	643+	594+	6+	2+	16+	20-	2-	49-	21-	14+	
HILTON PD	96	9	178	187	16	0	2	3	0	0	0	0	
	95	5	187	192	24	0	0	3	0	0	0	0	
	CHANGE	4+	9-	5-	8-	0	2+	0	0	0	0	0	
HU SECURITY POLICE	96	3	193	196	8	0	0	0	0	2	2	3	
	95	3	84	87	11	0	0	0	0	5	5	4	
	CHANGE	0	109+	109+	3-	0	0	0	0	3-	3-	1-	
*****													
CALHOON CTY	TOTAL	96	17	278	295	35	0	2	11	2	8	5	
	95	25	225	250	25	0	9	14	0	2	12	8	
	CHANGE	8-	53+	45+	10+	0	7-	3-	2+	2-	4-	3-	

# PART II ARRESTS

	CDML VICE	SEX OFFENSES	PART II NARCOTIC AND DRUG	GAMBLING	ARRESTS BY FAMILY OFFENSES	CHARGE DRIVING UMD INFL	AND AGENCY LIQUOR LAWS	TYPE DRUNK- ENNESS	DISORD CONDUCT	VAGRANCY	OTHER OFFENSES	SUSPICION	CURFEN LOITER	RUN- ANAYS
00302	0	0	0	0	0	0	0	2	0	0	0	0	0	
00305	0	0	0	0	0	0	0	0	0	0	0	0	0	
004AL	0	4	18	0	4	46	1	3	0	55	0	0	5	
004RU	0	4	18	0	2	42	1	4	3	46	0	0	3	
004S0	0	0	0	0	1	6	0	1	0	21	0	0	0	
004SP	0	4	18	0	1	36	1	3	0	25	0	0	3	
004Z2	0	0	0	0	2	4	0	5	0	7	0	0	0	
00402	0	0	0	0	2	4	0	5	0	7	0	0	0	
005AL	0	0	29	0	1	189	7	21	7	209	0	2	1	
005RU	0	0	27	0	0	157	0	13	3	187	0	2	0	
005S0	0	0	27	0	0	114	0	13	3	187	0	2	0	
005SP	0	0	0	0	0	23	0	0	0	0	0	0	0	
005Z2	0	0	2	0	1	52	7	8	4	22	0	0	1	
00501	0	0	1	0	0	24	6	5	3	17	0	0	0	
00502	0	0	1	0	1	28	1	3	1	5	0	0	1	
006AL	63	22	500	0	197	743	370	1263	259	0	1940	0	117	
006RU	2	7	119	0	26	104	14	179	0	394	0	0	15	
006S0	2	6	96	0	5	54	4	122	0	348	0	0	0	
006SP	0	1	23	0	21	50	10	57	0	46	0	0	15	
006Z2	61	15	381	0	171	639	356	1084	259	0	1546	0	117	
00601	0	1	6	0	2	33	0	13	1	37	0	2	1	
00602	60	13	339	0	167	515	280	1003	256	0	1439	0	115	
00603	1	1	9	0	2	81	0	33	0	39	0	0	0	
00604	0	0	27	0	0	10	76	35	2	31	0	0	0	
007AL	0	4	27	0	1	127	5	9	3	54	0	0	2	

# PART II ARRESTS

		PART II ARRESTS BY CHARGE AND AGENCY TYPE				ARSON	FORGERY	FRAUD	EMBEZZLE	STOLEN PROPERTY	VAINDAL	ILLEGAL WEAPONS
		JUVENILE	ADULTS	GRAND TOTAL	OTHER ASSAULTS							
RURAL	96	4	252	256	32	0	2	11	1	0	1	5
	95	2	170	172	21	0	9	14	0	2	1	7
	CHANGE	2+	82+	84+	11+	0	7-	3-	1+	2-	1-	2-
SHERIFF	96	2	45	47	5	0	0	11	0	0	0	3
	95	2	52	54	10	0	5	13	0	1	0	6
	CHANGE	0	7-	7-	5-	0	5-	2-	0	1-	0	3-
STATE POLICE	96	2	207	209	27	0	2	0	1	0	1	2
	95	0	118	118	11	0	4	1	0	1	2	1
	CHANGE	2+	89+	91+	16+	0	2-	1-	1+	1-	1-	1+
MUNICIPAL	96	13	26	39	3	0	0	0	1	0	7	0
	95	23	55	78	4	0	0	0	0	0	10	1
	CHANGE	10-	29-	39-	1-	0	0	0	1+	0	3-	1-
GRANTSVILLE PD	96	13	26	39	3	0	0	0	1	0	7	0
	95	23	55	78	4	0	0	0	0	0	10	1
	CHANGE	10-	29-	39-	1-	0	0	0	1+	0	3-	1-
CLAY CTY	TOTAL	96	12	163	175	28	3	0	0	2	0	8
	95	7	238	245	32	0	3	0	0	3	1	13
	CHANGE	5+	75-	70-	4-	3+	3-	0	0	1-	1-	5-
RURAL	96	12	163	175	28	3	0	0	0	2	0	8
	95	7	238	245	32	0	3	0	0	3	1	13
	CHANGE	5+	75-	70-	4-	3+	3-	0	0	1-	1-	5-
SHERIFF	96	2	52	54	8	0	0	0	0	0	0	6
	95	1	61	62	11	0	0	0	0	2	1	7
	CHANGE	1+	9-	8-	3-	0	0	0	0	2-	1-	1-
STATE POLICE	96	10	111	121	20	3	0	0	0	2	0	2
	95	6	177	183	21	0	3	0	0	1	0	6
	CHANGE	4+	66-	62-	1-	3+	3-	0	0	1+	0	4-
DODDRIDGE CTY	TOTAL	96	0	88	88	8	0	0	0	1	0	1
	95	2	99	101	5	0	0	0	1	0	1	1
	CHANGE	2-	11-	13-	3+	0	0	0	0	0	0	23-
RURAL	96	0	88	88	8	0	0	0	1	0	1	1
	95	2	99	101	5	0	0	0	1	0	1	24
	CHANGE	2-	11-	13-	3+	0	0	0	0	0	0	23-
SHERIFF	96	0	1	1	0	0	0	0	0	0	0	0
	95	0	21	21	0	0	0	0	1	0	0	19
	CHANGE	0	20-	20-	0	0	0	0	1-	0	0	19-
STATE POLICE	96	0	87	87	8	0	0	0	1	0	1	1
	95	2	78	80	5	0	0	0	0	0	1	5
	CHANGE	2-	9+	7+	3+	0	0	0	1+	0	0	4-
FAYETTE CTY	TOTAL	96	119	1639	1758	280	11	294	2	30	58	45
	95	121	1494	1615	306	1	6	323	0	12	60	29
	CHANGE	2-	145+	143+	26-	1-	5+	29-	2+	18+	2-	16+
RURAL	96	52	1030	1082	178	0	6	293	1	20	39	31
	95	37	982	1019	231	1	6	323	0	7	37	19
	CHANGE	15+	48+	63+	53-	1-	0	30-	1+	13+	2+	12+
SHERIFF	96	39	733	772	139	0	1	293	0	8	27	21
	95	27	777	804	199	1	3	321	0	4	31	16
	CHANGE	12+	44-	32-	60-	1-	2-	28-	0	4+	4-	5+
STATE POLICE	96	13	297	310	39	0	5	0	1	12	12	10
	95	10	205	215	32	0	3	2	0	3	6	3
	CHANGE	3+	92+	95+	7+	0	2+	2-	1+	9+	6+	7-
MUNICIPAL	96	67	609	676	102	0	5	1	1	10	19	14
	95	84	512	596	75	0	0	0	0	5	23	10
	CHANGE	17-	97+	80+	27+	0	5+	1+	1+	5+	4-	4+
ANSTED PD	96	2	8	10	0	0	0	0	0	1	0	0
	95	1	4	5	0	0	0	0	0	0	0	0
	CHANGE	1+	4+	5+	0	0	0	0	0	1+	0	0
FAYETTEVILLE PD	96	14	114	128	3	0	0	0	0	0	1	1
	95	6	28	34	7	0	0	0	0	1	0	0
	CHANGE	8+	86+	94+	4-	0	0	0	0	1-	1+	1+
MONTGOMERY PD	96	2	81	83	19	0	0	0	0	0	0	1
	95	6	73	79	11	0	0	0	0	3	0	3
	CHANGE	4-	8+	4+	8+	0	0	0	0	3-	3-	2-
MOUNT HOPE PD	96	8	54	62	8	0	0	0	0	3	0	1
	95	12	60	72	7	0	0	0	0	1	0	1
	CHANGE	4-	6-	10-	1+	0	0	0	0	2+	0	0
OAK HILL PD	96	26	311	337	65	0	5	1	0	4	18	10
	95	56	278	334	37	0	0	0	0	0	20	3
	CHANGE	30-	33+	3+	28+	0	5+	1+	0	4+	2-	7+
SMITHERS PD	96	15	37	52	6	0	0	0	0	2	0	0
	95	3	68	71	12	0	0	0	0	0	0	3
	CHANGE	12+	31-	19-	6-	0	0	0	0	2+	0	3-
M VA TECH SECURITY	96	0	3	3	1	0	0	0	1	0	0	0
	95	0	1	1	0	0	0	0	0	0	0	0
	CHANGE	0	2+	2+	0	0	0	0	1+	0	0	0



## PART II ARRESTS

	COHL VICE	SEX OFFENSES	PART II NARCOTIC AND DRUG	GAMBLING	ARRESTS BY CHARGE FAMILY OFFENSES	DRIVING UND INFL	LIQUOR LAWS	AND AGENCY TYPE DRUNK-ENNESS	DISORD CONDUCT	VAGRANCY	OTHER OFFENSES	SUSPICION	CURFEN LETTER	RUN- AYS
007RU	0	4	25	0	1	116	5	4	3	0	44	0	0	2
	0	5	14	0	2	32	0	19	3	0	42	0	0	0
	0	1-	11+	0	1-	84+	5+	15-	0	0	2+	0	0	2-
00750	0	0	6	0	1	5	0	0	1	0	13	0	0	2
	0	3	2	0	2	2	0	4	0	0	5	0	0	0
	0	3-	4+	0	1-	3+	0	4-	0	0	8+	0	0	2+
007SP	0	4	19	0	0	111	5	4	2	0	31	0	0	0
	0	2	12	0	0	30	0	15	2	0	37	0	0	0
	0	2+	7+	0	0	81+	5+	11-	0	0	6-	0	0	0
007Z2	0	0	2	0	0	11	0	5	0	0	10	0	0	0
	0	0	1	0	0	17	11	18	9	0	4	0	3	0
	0	0	1+	0	0	6-	11-	13-	9-	0	6+	0	3-	0
00701	0	0	2	0	0	11	0	5	0	0	10	0	0	0
	0	0	1	0	0	17	11	18	9	0	4	0	3	0
	0	0	1+	0	0	6-	11-	13-	9-	0	6+	0	3-	0
008AL	0	0	30	0	0	44	8	14	1	0	37	0	0	0
	0	3	38	0	5	74	0	22	2	1	48	0	0	0
	0	3-	8-	0	5-	30-	8+	8-	1-	1-	11-	0	0	0
008RU	0	0	30	0	0	44	8	14	1	0	37	0	0	0
	0	3	38	0	5	74	0	22	2	1	48	0	0	0
	0	3-	8-	0	5-	30-	8+	8-	1-	1-	11-	0	0	0
00850	0	0	13	0	0	8	0	0	1	0	18	0	0	0
	0	2	5	0	2	14	0	0	1	0	17	0	0	0
	0	2-	8+	0	2-	6-	0	0	0	0	1+	0	0	0
008SP	0	0	17	0	0	36	8	14	0	0	19	0	0	0
	0	1	33	0	1	60	0	22	1	1	31	0	0	0
	0	1-	16-	0	1-	24-	8+	8-	1-	1-	12-	0	0	0
009AL	0	0	2	0	0	25	1	4	1	0	44	0	0	0
	0	0	4	0	4	15	0	5	1	0	40	0	0	0
	0	0	2-	0	4-	10+	1+	1-	0	0	4+	0	0	1-
009RU	0	0	2	0	0	25	1	4	1	0	44	0	0	0
	0	0	4	0	4	15	0	5	1	0	40	0	0	0
	0	0	2-	0	4-	10+	1+	1-	0	0	4+	0	0	1-
00950	0	0	0	0	0	1	0	0	0	0	0	0	0	0
	0	0	0	0	0	1	0	0	0	0	0	0	0	0
	0	0	0	0	0	0	0	0	0	0	0	0	0	0
009SP	0	0	2	0	0	24	1	4	1	0	44	0	0	0
	0	0	4	0	4	14	0	5	1	0	40	0	0	1
	0	0	2-	0	4-	10+	1+	1-	0	0	4+	0	0	1-
010AL	0	5	68	0	10	380	29	184	75	0	265	0	15	7
	0	3	68	0	14	297	3	216	62	0	199	0	7	11
	0	2+	0	0	4-	83+	26+	30-	13+	0	65+	0	8+	4-
010RU	0	1	44	0	7	222	5	53	4	0	174	0	0	4
	0	2	54	0	6	151	2	82	12	0	82	0	0	4
	0	1-	10-	0	1+	71+	3+	29-	8-	0	92+	0	0	0
01050	0	1	19	0	4	145	0	32	1	0	80	0	0	1
	0	0	21	0	3	38	0	56	8	0	40	0	0	3-
	0	1+	2-	0	1+	47+	0	24-	7-	0	40+	0	0	0
010SP	0	0	25	0	3	77	5	21	3	0	94	0	0	5
	0	2	33	0	3	53	2	26	4	0	42	0	0	0
	0	2-	8-	0	0	24+	3+	5-	1-	0	52+	0	0	2+
010Z2	0	4	24	0	3	158	24	131	71	0	91	0	15	3
	0	1	14	0	8	146	1	132	50	0	117	0	7	7
	0	3+	10+	0	5-	12+	23+	1-	21+	0	26-	0	8+	4-
01001	0	0	1	0	0	8	0	0	0	0	0	0	0	0
	0	0	0	0	0	4	0	0	0	0	0	0	0	0
	0	0	1+	0	0	4+	0	0	0	0	0	0	1-	0
01002	0	0	5	0	0	65	18	27	3	0	4	0	1	0
	0	0	3	0	0	12	0	5	4	0	1	0	0	1
	0	0	2+	0	0	53+	18+	22+	1-	0	3+	0	1+	1-
01003	0	0	0	0	0	3	0	19	41	0	0	0	0	0
	0	0	2	0	0	8	1	22	25	0	1	0	0	0
	0	0	2-	0	0	5-	1-	3-	16+	0	1-	0	0	0
01004	0	0	11	0	2	13	5	7	2	0	6	0	4	0
	0	1	9	0	0	25	0	6	3	0	17	0	2	0
	0	1-	2+	0	2+	12-	5+	1+	1-	0	11-	0	2+	0
01005	0	3	7	0	1	55	1	67	16	0	81	0	0	3
	0	0	0	0	8	67	0	39	6	0	97	0	0	5
	0	3+	7+	0	7-	12-	1+	22-	10+	0	16-	0	2-	2-
01007	0	0	0	0	0	14	0	11	9	0	0	0	10	0
	0	0	0	0	0	30	0	10	12	0	1	0	2	1
	0	0	0	0	0	16-	0	1+	3-	0	1-	0	8+	1-
01009	0	1	0	0	0	0	0	0	0	0	0	0	0	0
	0	1+	0	0	0	0	0	0	0	0	0	0	0	0
	0	0	0	0	0	0	0	0	0	0	0	0	0	0

# PART II ARRESTS

		PART II ARRESTS BY CHARGE AND AGENCY TYPE				ARSON	FORGERY	FRAUD	EMBEZZLE	STOLEN PROPERTY	VAHDAL	ILLEGAL WEAPONS
		JUVENILE	ADULTS	GRAND TOTAL	OTHER ASSAULTS							
GAULEY BRIDGE PD	96	0	1	1	0	0	0	0	0	0	1	
	95	0	0	0	0	0	0	0	0	0	0	
	CHANGE	0	1+	1+	0	0	0	0	0	0	1+	
*****												
GILMER CTY	TOTAL	96	17	167	184	15	2	26	0	1	2	
	95	19	169	188	20	2	3	13	0	5	15	
	CHANGE	2-	2-	4-	5-	1+	1+	13+	0	1+	13-	
*****												
	RURAL	96	6	85	91	5	2	25	0	1	4	
	95	1	64	65	13	1	0	8	0	1	11	
	CHANGE	5+	21+	26+	8-	1+	3+	17+	0	1+	10-	
	SHERIFF	96	0	16	16	4	0	0	0	0	0	
	95	0	33	33	7	1	0	0	0	1	11	
	CHANGE	0	17-	17-	3-	1-	0	0	0	1-	11-	
	STATE POLICE	96	6	69	75	1	2	3	25	1	4	
	95	1	31	32	6	0	0	8	0	0	0	
	CHANGE	5+	38+	43+	5-	2+	3+	17+	0	1+	1+	
	MUNICIPAL	96	11	82	93	10	0	1	0	0	7	
	95	18	105	123	7	0	2	5	0	4	4	
	CHANGE	7-	23-	30-	3+	0	2-	4-	0	0	3-	
	GLENVILLE PD	96	11	66	77	10	0	1	0	0	7	
	95	16	62	78	6	0	2	5	0	2	4	
	CHANGE	5-	4+	1-	4+	0	2-	4-	0	5+	3-	
	GLENVILLE ST SECURITY	96	0	16	16	0	0	0	0	0	0	
	95	2	43	45	1	0	0	0	0	2	0	
	CHANGE	2-	27-	29-	1-	0	0	0	0	2-	0	
*****												
GRANT CTY	TOTAL	96	11	170	181	24	0	5	29	3	6	
	95	20	197	217	45	1	10	29	0	4	8	
	CHANGE	9-	27-	36-	11-	1-	5-	9+	0	2+	2-	
*****												
	RURAL	96	5	101	106	24	0	5	29	3	6	
	95	10	112	122	39	1	8	20	0	4	6	
	CHANGE	5-	11-	16-	15-	1-	3-	9+	0	1-	0	
	SHERIFF	96	1	36	37	13	0	2	0	0	5	
	95	6	59	65	23	1	1	0	0	4	4	
	CHANGE	5-	23-	28-	10-	1-	1+	0	0	4-	1-	
	STATE POLICE	96	4	65	69	11	0	3	29	3	1	
	95	4	53	57	16	0	7	20	0	1	1	
	CHANGE	0	12+	12+	5-	0	4-	9+	0	3+	0	
	MUNICIPAL	96	6	69	75	10	0	0	0	3	0	
	95	10	85	95	6	0	2	0	1	0	2	
	CHANGE	4-	16-	20-	4+	0	2-	0	0	3+	2-	
	PETERSBURG PD	96	6	69	75	10	0	0	0	3	0	
	95	10	85	95	6	0	2	0	0	4	2	
	CHANGE	4-	16-	20-	4+	0	2-	0	0	3+	2-	
*****												
GREENBRIER CTY	TOTAL	96	40	583	623	60	4	7	0	4	9	
	95	66	666	732	58	2	6	1	4	2	18	
	CHANGE	26-	83-	109-	2+	2+	1+	1-	0	5+	8-	
*****												
	RURAL	96	18	229	247	41	1	6	0	6	2	
	95	38	261	299	32	2	4	1	3	2	5	
	CHANGE	20-	32-	52-	9+	1-	2+	1-	1+	4+	3-	
	SHERIFF	96	7	84	91	26	0	0	2	0	0	
	95	22	117	139	21	2	1	0	2	0	1	
	CHANGE	15-	33-	48-	5+	2-	1-	0	0	0	1-	
	STATE POLICE	96	11	145	156	15	1	6	0	6	2	
	95	16	144	160	11	0	3	1	2	1	4	
	CHANGE	5-	1+	4-	4+	1+	3+	1-	1+	4+	2-	
	MUNICIPAL	96	22	354	376	19	3	1	0	1	5	
	95	28	405	433	26	2	1	0	1	17	12	
	CHANGE	6-	51-	57-	7-	3+	1-	0	1-	1+	5-	
	LEHISBURG PD	96	14	113	127	5	3	0	0	0	3	
	95	4	135	139	4	0	2	0	1	0	1	
	CHANGE	10+	22-	12-	1+	3+	2-	0	1-	0	0	
	RAINELLE PD	96	6	63	69	6	0	0	0	1	0	
	95	0	33	33	1	0	0	0	0	2	1	
	CHANGE	6+	30+	36+	5+	0	0	0	0	1+	1-	
	RONCEVERTE PD	96	0	12	12	0	0	0	0	0	0	
	95	18	49	67	1	0	0	0	0	0	1	
	CHANGE	18-	37-	55-	1-	0	0	0	0	0	1-	
	WHITE SULPHUR SPRINGS PD	96	2	166	168	8	0	1	0	0	6	
	95	6	188	194	20	0	0	0	0	15	9	
	CHANGE	4-	22-	26-	12-	0	1+	0	0	15-	3-	
*****												
HAMPSHIRE CTY	TOTAL	96	6	198	204	45	3	7	0	2	22	
	95	22	258	280	78	3	6	6	0	1	16	
	CHANGE	16-	60-	76-	33-	0	4-	1+	0	1+	6+	

# PART II ARRESTS

	COH: VICE	SEX OFFENSES	NARCOTIC AND DRUG	PART II GAMBLING	ARRESTS FAMILY OFFENSES	BY DRIVING UND INFL	AND LIQUOR LAWS	AGENCY TYPE DRUNK-ENNESS	DISORD CONDUCT	VAGRANCY	OTHER OFFENSES	SUSPICION	CURFEW LOITER	RUH-AHAYS
01011	0	0	0	0	0	0	0	0	0	0	0	0	0	0
011AL	0	1	15	0	0	23	19	4	10	0	52	0	0	0
011RU	0	1	13	0	0	15	6	1	0	0	14	0	0	0
011SO	0	0	0	0	0	8	0	0	0	0	4	0	0	0
011SP	0	1	13	0	0	7	6	1	0	0	10	0	0	0
011ZZ	0	0	2	0	0	8	13	3	10	0	38	0	0	0
01101	0	0	2	0	0	6	6	0	10	0	34	0	0	0
01102	0	0	0	0	0	2	7	3	0	0	4	0	0	0
012AL	0	1	6	0	2	22	5	5	4	0	49	0	0	0
012RU	0	1	5	0	0	9	3	1	0	0	14	0	0	0
012SO	0	0	0	0	0	3	1	0	0	0	9	0	0	0
012SP	0	1	5	0	0	6	2	1	0	0	5	0	0	0
012ZZ	0	0	1	0	2	13	2	4	4	0	35	0	0	0
01201	0	0	1	0	2	13	2	4	4	0	35	0	0	0
013AL	0	1	59	0	6	182	51	60	8	0	158	0	2	2
013RU	0	2	37	0	4	96	21	28	0	0	56	0	0	5
013SO	0	0	10	0	0	38	0	13	0	0	6	0	0	2
013SP	0	0	28	0	0	48	10	14	1	0	23	0	0	0
013ZZ	0	1	21	0	6	96	41	33	7	0	135	0	2	0
01301	0	1	7	0	2	47	30	6	1	0	21	0	0	0
01302	0	0	7	0	4	14	0	22	6	0	8	0	1	0
01303	0	0	0	0	0	8	4	0	0	0	0	0	0	0
01304	0	0	7	0	0	27	7	5	0	0	106	0	1	0
014AL	0	5	9	0	2	64	0	6	0	0	31	0	0	0

# PART II ARRESTS

		PART II ARRESTS BY CHARGE AND AGENCY TYPE				ARSON	FORGERY	FRAUD	EMBEZZLE	STOLEN PROPERTY	VANDAL	ILLEGAL WEAPONS
		JUVENILE	ADULTS	GRAND TOTAL	OTHER ASSAULTS							
*****												
	RURAL	96	6	196	202	44	3	2	7	0	2	22
	95	21	250	271	75	3	4	6	0	1	11	16
	CHANGE	15-	54-	69-	31-	0	2-	1+	0	1+	5-	6+
	SHERIFF	96	6	56	62	11	1	6	0	0	0	14
	95	2	58	60	11	0	2	5	0	0	0	10
	CHANGE	4+	2-	2+	0	1+	0	1+	0	0	0	4+
	STATE POLICE	96	0	140	140	33	2	0	1	0	6	8
	95	19	192	211	64	3	2	1	0	1	11	6
	CHANGE	19-	52-	71-	31-	1-	2-	0	0	1+	5-	2+
	MUNICIPAL	96	0	2	2	1	0	0	0	0	0	0
	95	1	8	9	3	0	2	0	0	0	0	0
	CHANGE	1-	6-	7-	2-	0	2-	0	0	0	0	0
	ROMNEY PD	96	0	2	2	1	0	0	0	0	0	0
	95	1	8	9	3	0	2	0	0	0	0	0
	CHANGE	1-	6-	7-	2-	0	2-	0	0	0	0	0
*****												
HANCOCK CTY	TOTAL	96	183	1066	1249	202	0	2	37	3	4	23
	95	109	1130	1239	262	4	11	29	2	7	32	19
	CHANGE	74+	64-	10+	60-	4-	9-	8+	1+	3-	9-	8+
*****												
	RURAL	96	6	361	367	29	0	1	28	1	1	4
	95	3	416	419	78	1	3	19	0	0	0	7
	CHANGE	3+	55-	52-	41-	1-	2-	9+	0	0	0	6-
	SHERIFF	96	3	241	244	27	0	1	28	1	1	4
	95	3	335	338	70	1	3	19	1	1	4	7
	CHANGE	0	94-	94-	43-	1-	2-	9+	0	0	0	6-
	STATE POLICE	96	3	120	123	2	0	0	0	0	0	0
	95	0	81	81	0	0	0	0	0	0	0	0
	CHANGE	3+	39+	42+	2+	0	0	0	0	0	0	0
	MUNICIPAL	96	177	705	882	173	0	1	9	2	3	19
	95	106	714	820	192	3	8	10	1	4	28	12
	CHANGE	71+	9-	62+	19-	3-	7-	1-	1+	3-	9-	14+
	CHESTER PD	96	3	37	40	9	0	0	0	0	3	0
	95	7	65	72	12	0	2	0	0	3	2	0
	CHANGE	4-	28-	32-	3-	0	2-	0	0	3-	1+	0
	HEIRTON PD	96	164	614	778	160	0	1	9	2	3	16
	95	99	551	650	168	3	6	9	1	3	25	12
	CHANGE	63+	63+	128+	8-	3-	5-	0	1+	0	9-	13+
*****												
	NEW CUMBERLAND PD	96	10	54	64	4	0	0	0	0	0	1
	95	0	98	98	12	0	0	1	0	0	1	0
	CHANGE	10+	44-	34-	8-	0	0	1-	0	0	1-	1+
*****												
HARDY CTY	TOTAL	96	13	143	156	58	2	0	9	0	1	8
	95	12	189	201	56	3	8	9	1	2	10	20
	CHANGE	1+	46-	45-	4+	1-	8-	0	1-	1-	2-	16-
*****												
	RURAL	96	1	60	61	22	0	0	5	0	0	5
	95	7	84	91	21	2	7	8	1	2	1	14
	CHANGE	6-	24-	30-	1+	2-	7-	3-	1-	2-	4+	12-
	SHERIFF	96	0	1	1	0	0	0	0	0	0	1
	95	3	13	18	0	0	5	0	0	0	0	10
	CHANGE	5-	12-	17-	0	0	3-	0	0	0	0	9-
	STATE POLICE	96	1	59	60	22	0	0	5	0	0	5
	95	2	71	73	21	2	2	8	1	2	1	4
	CHANGE	1-	12-	13-	1+	2-	2-	3-	1-	2-	4+	3-
	MUNICIPAL	96	12	83	95	36	2	0	4	0	1	3
	95	5	105	110	33	1	1	1	0	0	9	6
	CHANGE	7+	22-	15-	3+	1+	1-	3+	0	1+	6-	4-
	HOOREFIELD PD	96	12	83	95	36	2	0	4	0	1	3
	95	5	105	110	33	1	1	1	0	0	9	6
	CHANGE	7+	22-	15-	3+	1+	1-	3+	0	1+	6-	4-
*****												
HARRISON CTY	TOTAL	96	182	2216	2398	331	3	19	182	4	12	21
	95	256	2245	2501	393	6	27	222	1	6	24	39
	CHANGE	74-	29-	103-	62-	3-	8-	40-	3+	6+	3-	8-
*****												
	RURAL	96	44	665	709	134	0	4	123	4	4	16
	95	85	616	701	138	2	8	162	1	2	11	8
	CHANGE	41-	49+	8+	4-	2-	4-	39-	3+	2+	5+	3-
	SHERIFF	96	39	365	404	86	0	1	122	1	1	2
	95	78	465	543	105	2	3	161	1	1	11	5
	CHANGE	39-	100-	139-	19-	2-	2-	39-	0	0	9-	2-
	STATE POLICE	96	5	300	305	48	0	3	1	3	3	14
	95	7	151	158	33	0	0	5	0	0	10	3
	CHANGE	2-	149+	147+	15+	0	2-	0	3+	2+	14+	1-
	MUNICIPAL	96	138	1951	1689	197	3	15	99	0	8	5
	95	171	1429	1800	255	4	19	60	0	4	13	31
	CHANGE	33-	78-	111-	58-	1-	4-	1-	0	4+	8-	3-

# PART II ARRESTS

	COML VICE	SEX OFFENSES	NARCOTIC AND DRUG	PART II GAMBLING	ARRESTS BY CHARGE FAMILY OFFENSES	DRIVING UND INFL	LIQUOR LAHS	DRUNK ENNESS	DISORD CONDUCT	VAGRANCY	OTHER OFFENSES	SUSPICION	CURFEM LOITER	RUH-AHAYS
014RU	0	5	8	0	2	64	0	6	0	0	31	0	0	0
	0	2	6	0	1	57	9	23	3	0	54	0	0	0
	0	3+	2+	0	1+	7+	9-	17-	3-	0	23-	0	0	0
014SO	0	1	1	0	2	11	0	0	0	0	13	0	0	0
	0	0	0	0	0	11	0	8	0	0	13	0	0	0
	0	1+	1+	0	2+	0	0	8-	0	0	0	0	0	0
014SP	0	4	7	0	0	53	0	6	0	0	18	0	0	0
	0	2	6	0	1	46	9	15	3	0	41	0	0	0
	0	2+	1+	0	1-	7+	9-	9-	3-	0	23-	0	0	0
014ZZ	0	0	1	0	0	0	0	0	0	0	0	0	0	0
	0	0	0	0	0	4	0	0	0	0	0	0	0	0
	0	0	1+	0	0	4-	0	0	0	0	0	0	0	0
01401	0	0	1	0	0	0	0	0	0	0	0	0	0	0
	0	0	0	0	0	4	0	0	0	0	0	0	0	0
	0	0	1+	0	0	4-	0	0	0	0	0	0	0	0
015AL	0	2	63	0	48	378	29	160	82	0	115	0	33	41
	0	2	49	0	26	373	27	124	56	0	171	0	9	36
	0	0	14+	0	22+	5+	2+	36+	26+	0	56-	0	24+	5+
015RU	0	2	15	0	44	210	0	4	4	0	21	0	2	0
	0	2	19	0	21	163	0	8	8	0	90	0	2	0
	0	0	4-	0	23+	47+	0	4-	4-	0	69-	0	0	0
015SO	0	2	5	0	44	99	0	4	4	0	21	0	2	0
	0	0	19	0	21	83	0	8	8	0	89	0	2	0
	0	0	14-	0	23+	16+	0	4-	4-	0	68-	0	0	0
015SP	0	0	10	0	0	111	0	0	0	0	0	0	0	0
	0	0	0	0	0	80	0	0	0	0	1	0	0	0
	0	0	10+	0	0	31+	0	0	0	0	1-	0	0	0
015ZZ	0	0	48	0	4	168	29	156	78	0	94	0	31	41
	0	0	30	0	5	210	27	116	48	0	81	0	7	36
	0	0	18+	0	1-	42-	2+	40+	30+	0	13+	0	24+	5+
01501	0	0	0	0	1	7	2	1	5	0	12	0	0	0
	0	0	0	0	3	13	2	4	12	0	17	0	0	2-
	0	0	0	0	2-	6-	0	3-	7-	0	5-	0	0	2-
01502	0	0	45	0	0	135	27	150	68	0	67	0	29	41
	0	0	22	0	0	151	25	110	31	0	43	0	7	34
	0	0	23+	0	0	16-	2+	40+	37+	0	24+	0	22+	7+
01503	0	0	3	0	3	26	0	5	5	0	15	0	2	0
	0	0	8	0	2	46	0	2	5	0	21	0	0	0
	0	0	5-	0	1+	20-	0	3+	0	0	6-	0	2+	0
016AL	0	3	13	0	0	29	7	2	0	0	18	0	2	0
	0	2	15	0	0	47	5	4	2	0	19	0	0	0
	0	1+	2-	0	0	18-	2+	2-	2-	0	1-	0	2+	0
016RU	0	3	5	0	0	9	2	1	0	0	7	0	0	0
	0	2	6	0	0	13	5	4	2	0	3	0	0	0
	0	1+	1-	0	0	4-	3-	3-	2-	0	4+	0	0	0
016SO	0	0	0	0	0	0	0	0	0	0	0	0	0	0
	0	0	3-	0	0	0	0	0	0	0	0	0	0	0
	0	0	0	0	0	0	0	0	0	0	0	0	0	0
016SP	0	3	5	0	0	9	2	1	0	0	7	0	0	0
	0	2	3	0	0	13	5	4	2	0	3	0	0	0
	0	1+	2+	0	0	4-	3-	3-	2-	0	4+	0	0	0
016ZZ	0	0	8	0	0	20	5	1	0	0	11	0	2	0
	0	0	9	0	0	34	0	0	0	0	16	0	0	0
	0	0	1-	0	0	14-	5+	1+	0	0	5-	0	2+	0
01601	0	0	8	0	0	20	5	1	0	0	11	0	2	0
	0	0	9	0	0	34	0	0	0	0	16	0	0	0
	0	0	1-	0	0	14-	5+	1+	0	0	5-	0	2+	0
017AL	0	5	99	1	40	377	158	644	9	0	443	0	18	1
	2-	8	117	0	46	277	179	615	51	0	445	0	20	23
	2-	3-	18-	1+	6-	100+	21-	29+	42-	0	2-	0	2-	22-
017RU	0	1	20	0	16	128	2	106	0	0	146	0	0	0
	1	7	27	0	39	100	1	47	0	0	136	0	0	11
	1-	6-	7-	0	23-	28+	1+	59+	0	0	10+	0	0	11-
017SO	0	1	12	0	14	43	0	23	0	0	95	0	0	0
	1	7	20	0	39	44	1	28	0	0	105	0	0	0
	1-	6-	8-	0	25-	1-	1-	5-	0	0	10-	0	0	9-
017SP	0	0	8	0	2	85	2	83	0	0	51	0	0	0
	0	0	7	0	0	56	0	19	0	0	31	0	0	2
	0	0	1+	0	2+	29+	2+	64+	0	0	20+	0	0	2-
017ZZ	0	4	79	1	24	249	156	538	9	0	297	0	18	1
	1	1	90	0	7	177	178	568	51	0	309	0	20	12
	1-	3+	11-	1+	17+	72+	22-	30-	42-	0	12-	0	2-	11-

# PART II ARRESTS

		PART II ARRESTS BY CHARGE AND			AGENCY TYPE		ARSON	FORGERY	FRAUD	EMBEZZLE	STOLEN PROPERTY	VANDAL	ILLEGAL WEAPONS
		JUVENILE	ADULTS	GRAND TOTAL	OTHER ASSAULTS								
BRIDGEPORT PD	96	52	194	246	3	1	2	2	0	1	3	2	
	95	51	115	166	10	0	0	11	0	0	2	5	
	CHANGE	1+	79+	80+	7-	1+	0	9-	0	1	1+	3-	
CLARKSBURG PD	96	59	1080	1139	151	0	7	57	0	4	0	22	
	95	76	1308	1384	218	3	17	48	0	3	0	25	
	CHANGE	17-	228-	245-	67-	3-	10-	9+	0	1+	0	3-	
SALEM PD	96	3	96	99	10	2	4	0	0	1	0	0	
	95	6	103	109	8	0	0	0	0	0	1	0	
	CHANGE	3-	7-	10-	2+	2+	4+	0	0	1+	1-	0	
SHINNSTON PD	96	6	55	61	10	0	2	0	0	0	0	1	
	95	18	48	66	7	0	0	0	0	0	0	0	
	CHANGE	12-	7+	5-	3+	0	2+	0	0	0	1-	1+	
STONEWOOD PD	96	7	61	68	12	0	0	0	0	0	0	1	
	95	18	20	38	4	0	0	0	0	0	9	0	
	CHANGE	11-	41+	30+	8+	0	0	0	0	0	9-	1+	
AMMOORE PD	96	2	35	37	8	0	0	0	0	1	0	0	
	95	0	11	11	2	0	0	1	0	0	0	1	
	CHANGE	2+	24+	26+	6+	0	0	1-	0	1+	0	1-	
NUTTER FORT PD	96	0	22	22	3	0	0	0	0	1	2	0	
	95	1	21	22	3	0	0	0	0	0	0	0	
	CHANGE	1-	1+	0	0	0	0	0	0	1+	2+	0	
LUMBERPORT PD	96	9	8	17	0	0	0	0	0	0	0	0	
	95	1	3	4	3	0	0	0	0	0	0	0	
	CHANGE	8+	5+	13+	3-	1-	0	0	0	0	0	0	
*****													
JACKSON CTY TOTAL	96	68	567	635	89	4	5	126	0	17	6	10	
	95	55	427	482	49	0	5	84	0	6	5	24	
	CHANGE	13+	140+	153+	40+	4+	0	42+	0	11+	1+	14-	
*****													
RURAL	96	3	381	384	33	2	1	126	0	0	2	10	
	95	11	309	320	29	0	5	84	0	0	2	26	
	CHANGE	8-	72+	64+	4+	2+	4-	42+	0	0	0	16-	
SHERIFF	96	0	336	336	20	0	1	124	0	0	2	10	
	95	1	252	253	19	0	0	82	0	0	2	24	
	CHANGE	1-	84+	83+	1+	0	1+	42+	0	0	0	14-	
STATE POLICE	96	3	45	48	13	2	0	2	0	0	0	0	
	95	10	57	67	10	5	2	0	0	0	0	2	
	CHANGE	7-	12-	19-	3+	2+	5-	0	0	0	0	2-	
MUNICIPAL	96	65	186	251	56	2	4	0	0	17	4	0	
	95	44	118	162	20	0	0	0	0	6	3	0	
	CHANGE	21+	68+	89+	36+	2+	4+	0	0	11+	1+	0	
*****													
RAVENSHOOD PD	96	37	107	144	16	0	0	0	0	5	4	0	
	95	36	80	116	8	0	0	0	0	0	3	0	
	CHANGE	1+	27+	28+	8+	0	0	0	0	5+	1+	0	
RIPLEY PD	96	28	79	107	40	2	4	0	0	12	0	0	
	95	8	38	46	12	0	0	0	0	6	0	0	
	CHANGE	20+	41+	61+	28+	2+	4+	0	0	6+	0	0	
*****													
JEFFERSON CTY TOTAL	96	96	1453	1549	261	0	13	293	2	27	16	22	
	95	108	1305	1413	283	2	39	169	4	25	30	22	
	CHANGE	12-	148+	136+	24-	2-	26-	124+	2-	2+	14-	0	
*****													
RURAL	96	16	818	834	128	0	9	293	2	12	6	15	
	95	31	666	697	129	1	38	169	4	19	13	12	
	CHANGE	15-	152+	137+	1-	1-	29-	124+	2-	7-	7-	3+	
SHERIFF	96	4	439	443	17	0	3	289	0	3	0	7	
	95	5	250	255	13	0	29	157	0	4	2	1	
	CHANGE	1-	189+	188+	4+	0	26-	132+	0	1-	2-	6+	
STATE POLICE	96	12	379	391	111	0	6	4	2	9	6	8	
	95	26	416	442	116	1	9	12	4	15	11	11	
	CHANGE	14-	37-	51-	5-	1-	3-	8-	2-	6-	5-	3-	
MUNICIPAL	96	80	635	715	133	0	4	0	0	15	10	7	
	95	77	639	716	136	1	1	0	0	6	17	10	
	CHANGE	3+	4-	1-	23-	1-	3+	0	0	9+	7-	3-	
CHARLES TOWN PD	96	35	301	336	91	0	3	0	0	2	4	5	
	95	51	311	362	97	1	1	0	0	0	6	5	
	CHANGE	16-	10-	26-	6-	1-	2+	0	0	2+	2-	0	
SHEPHERDSTOWN PD	96	0	0	0	0	0	0	0	0	0	0	0	
	95	0	0	0	0	0	0	0	0	0	0	0	
	CHANGE	0	0	0	0	0	0	0	0	0	0	0	
RAHSON PD	96	5	219	224	37	0	0	0	0	0	3	0	
	95	12	265	277	54	0	0	0	0	0	6	3	
	CHANGE	7-	46-	53-	17-	0	0	0	0	0	3-	3-	
HARPERS FERRY PD	96	40	115	155	5	0	1	0	0	13	3	2	
	95	14	63	77	5	0	0	0	0	6	5	2	
	CHANGE	26+	52+	78+	0	0	1+	0	0	7+	2-	0	
*****													
KANAWHA CTY TOTAL	96	672	8803	9475	1300	7	72	284	14	144	122	263	
	95	528	6986	7514	1131	9	55	239	9	121	137	166	
	CHANGE	144+	1817+	1961+	169+	2-	17+	45+	5+	23+	15-	99+	

## PART II ARRESTS

	COMPL VICE	SEX OFFENSES	PART II NARCOTIC AND DRUG	GAMBLING	ARRESTS FAMILY OFFENSES	BY CHARGE DRIVING UND INFL	AND AGENCY LIQUOR LAWS	TYPE DRUNK-ENHNESS	DISORD CONDUCT	VAGRANCY	OTHER OFFENSES	SUSPICION	CURFEW LOITER	RUN-AWAYS
01701	0	2	29	0	0	74	40	41	3	0	39	0	4	0
	0	0	15	0	0	26	34	21	9	0	17	0	8	5
	0	2+	14+	0	0	48+	6+	20+	6-	0	22+	0	4-	5-
01702	0	0	38	0	9	128	103	401	5	0	215	0	6	1
	1	0	54	0	5	91	122	473	31	0	279	0	10	4
	1-	0	16-	0	4+	29+	19-	72-	26-	0	64-	0	4-	3-
01703	0	1	1	1	0	18	8	35	0	0	17	0	1	0
	0	1	11	0	0	31	13	39	0	0	3	0	1	0
	0	0	10-	1+	0	13-	5-	4-	0	0	14+	0	1+	2-
01704	0	0	9	0	2	11	5	5	0	0	14	0	0	0
	0	0	8	0	0	12	7	23	4	0	1	0	2	1
	0	0	1+	0	2+	1-	2-	18-	4-	0	13+	0	2-	1-
01705	0	1	0	0	12	5	0	29	1	0	7	0	0	0
	0	1+	1-	0	2	8	1	5	7	0	1	0	0	0
	0	0	0	0	10+	3-	1-	24+	6-	0	6+	0	0	0
01706	0	0	1	0	1	13	0	13	0	0	0	0	0	0
	0	0	1	0	0	2	0	3	0	0	1	0	0	0
	0	0	0	0	1+	11+	0	10+	0	0	1-	0	0	0
01707	0	0	1	0	0	7	0	0	0	0	3	0	0	0
	0	0	0	0	0	7	1	5	0	0	7	0	0	0
	0	0	1+	0	0	0	1-	1+	0	0	4-	0	0	0
01708	0	0	0	0	0	1	0	9	0	0	0	0	7	0
	0	0	0	0	0	0	0	0	0	0	0	0	0	0
	0	0	0	0	0	1+	0	9+	0	0	0	0	7+	0
*****														
018AL	0	3	10	0	21	219	46	9	0	1	65	0	0	4
	0	2	8	0	21	144	38	5	1	1	78	0	0	1
	0	1+	2+	0	0	75+	8+	0	5-	0	13-	0	0	3+
*****														
018RU	0	3	6	0	20	105	26	3	0	1	44	0	0	2
	0	1+	6	0	20	75	17	3	0	1	50	0	0	0
	0	0	0	0	0	30+	9+	0	0	0	6-	0	0	2+
01850	0	2	5	0	19	93	16	0	0	1	43	0	0	0
	0	0	5	0	9	26	12	0	0	1	43	0	0	0
	0	2+	0	0	10+	37+	4+	0	0	0	0	0	0	0
0185P	0	1	1	0	1	12	10	3	0	0	7	0	0	2
	0	2-	1	0	11-	19	5	3	0	0	1	0	0	0
	0	1-	0	0	10-	7-	5+	0	0	0	6-	0	0	2+
0182Z	0	0	4	0	1	114	20	6	0	0	21	0	0	2
	0	0	2	0	1	69	21	6	5-	0	28	0	0	1+
	0	0	2+	0	0	45+	1-	0	0	0	7-	0	0	0
*****														
01801	0	0	0	0	0	81	20	2	0	0	15	0	0	1
	0	0	0	0	0	55	14	6	2	0	25	0	0	1
	0	0	0	0	0	26+	4+	4-	2-	0	10-	0	0	0
01802	0	0	4	0	1	33	0	4	0	0	6	0	0	1
	0	0	2+	0	1	14	5	0	3-	0	3	0	0	0
	0	0	0	0	0	19+	5-	4+	0	0	3+	0	0	1+
*****														
019AL	0	10	155	1	33	310	18	127	27	0	215	0	14	5
	0	6	93	0	14	249	27	157	42	0	253	0	13	3
	0	4+	62+	1+	19+	61+	9-	10-	15-	0	58-	0	1+	2+
*****														
019RU	0	8	31	0	7	134	1	51	11	0	126	0	0	0
	0	4	27	0	5	118	1	59	6	0	92	0	0	0
	0	4+	4+	0	2+	16+	0	8-	5+	0	34+	0	0	0
01950	0	0	9	0	7	33	0	4	7	0	64	0	0	0
	0	0	5	0	5	12	0	2	2	0	23	0	0	0
	0	0	4+	0	2+	21+	0	2+	5+	0	41+	0	0	0
0195P	0	8	22	0	0	101	1	47	4	0	62	0	0	0
	0	4	22	0	0	106	1	57	4	0	69	0	0	0
	0	4+	0	0	0	5-	0	10-	0	0	7-	0	0	0
0192Z	0	2	124	1	26	176	17	76	16	0	89	0	14	5
	0	2	66	0	9	131	26	78	36	0	161	0	13	3
	0	0	58+	1+	17+	45+	9-	2-	20-	0	72-	0	1+	2+
01901	0	2	70	0	1	66	14	15	8	0	55	0	0	0
	0	2	35	0	0	43	25	24	8	0	105	0	10	0
	0	0	35+	0	1+	23+	11-	9-	0	0	50-	0	10-	0
01902	0	0	0	0	0	0	0	0	0	0	0	0	0	0
	0	0	0	0	0	0	0	0	0	0	0	0	0	0
	0	0	0	0	0	0	0	0	0	0	0	0	0	0
01903	0	0	38	0	0	97	0	48	0	0	0	0	1	0
	0	0	20	0	9	63	0	50	24	0	44	0	2	2
	0	0	18+	0	9-	34+	0	2-	24-	0	44-	0	1-	2-
01904	0	0	16	1	25	13	3	13	8	0	34	0	13	5
	0	0	11	0	0	25	1	4	4	0	12	0	1	1
	0	0	5+	1+	25+	12-	2+	9+	4+	0	22+	0	12+	4+
*****														
020AL	132	41	993	4	37	897	428	2545	184	1	1835	0	142	23
	80	24	713	1	87	611	153	2526	130	0	1247	0	51	24
	52+	17+	280+	3+	50-	286+	275+	19+	54+	1+	588+	0	91+	4+

# PART II ARRESTS

		PART II ARRESTS BY CHARGE AND AGENCY TYPE				ARSON	FORGERY	FRAUD	EMBEZZLE	STOLEN PROPERTY	VAINDAL	ILLEGAL WEAPONS
		JUVENILE	ADULTS	GRAND TOTAL	OTHER ASSAULTS							
*****												
RURAL	96	83	1996	2079	346	6	16	228	0	26	35	70
	95	81	1524	1605	299	1	7	184	0	19	44	47
	CHANGE	2+	472+	474+	47+	5+	9+	44+	0	7+	9-	23+
SHERIFF	96	69	1474	1543	257	2	9	223	0	21	18	58
	95	64	1046	1110	207	0	3	177	0	11	23	39
	CHANGE	5+	428+	433+	50+	2+	6+	46+	0	10+	5-	19+
STATE POLICE	96	14	522	536	89	4	7	5	0	5	17	12
	95	17	478	495	92	1	4	7	0	8	21	8
	CHANGE	3-	44+	41+	3-	3+	3+	2-	0	3-	4-	4+
MUNICIPAL	96	589	6807	7396	954	1	56	56	14	118	87	195
	95	447	5462	5909	832	8	48	55	9	102	93	119
	CHANGE	142+	1345+	1487+	122+	7-	8+	1+	5+	16+	6-	76+
BELLE PD	96	2	3	5	0	0	0	0	0	0	2	0
	95	0	12	12	2	0	0	0	0	0	0	1
	CHANGE	2+	9-	7-	2-	0	0	0	0	0	2+	1-
CHARLESTON PD	96	321	5358	5679	724	1	46	52	12	100	73	165
	95	285	4026	4311	587	4	42	44	8	81	82	91
	CHANGE	36+	1332+	1368+	137+	3-	4+	8+	4+	19+	9-	74+
DUNBAR PD	96	13	191	204	87	0	0	3	0	0	6	4
	95	8	148	156	47	0	0	5	0	2	7	4
	CHANGE	5+	43+	48+	40+	0	1-	2-	0	2-	1-	0
NITRO PD	96	49	210	259	13	0	3	0	1	1	0	8
	95	37	149	186	20	0	1	5	0	3	1	7
	CHANGE	12+	61+	73+	7-	0	2+	5-	1+	2-	1-	1+
ST ALBANS PD	96	62	287	349	7	0	0	0	0	0	0	0
	95	7	388	395	16	0	0	0	0	0	0	0
	CHANGE	55+	101-	46-	9-	0	0	0	0	0	0	0
SOUTH CHARLESTON PD	96	119	537	656	86	0	6	1	1	11	0	13
	95	84	569	653	121	1	2	0	0	13	0	15
	CHANGE	35+	32-	3+	35-	1-	4+	1+	1+	2-	0	2-
CHESAPEAKE PD	96	2	57	59	8	0	0	0	0	0	0	0
	95	17	74	91	26	3	2	1	0	0	0	1
	CHANGE	15-	17-	32-	18-	3-	2-	1-	0	0	0	1-
MARNET PD	96	2	34	36	2	0	1	0	0	1	0	1
	95	5	44	49	7	0	0	0	1	1	3	0
	CHANGE	3-	10-	13-	5-	0	1+	0	1-	0	3-	1+
CLENDENIN PD	96	7	76	83	8	0	0	0	0	0	1	4
	95	4	28	32	0	0	0	0	0	0	0	0
	CHANGE	3+	48+	51+	8+	0	0	0	0	0	1+	4+
CEDAR GROVE PD	96	12	45	57	15	0	0	0	0	5	5	0
	95	0	12	12	0	0	0	0	0	2	0	0
	CHANGE	12+	33+	45+	15+	0	0	0	0	3+	5+	0
W VA ST COLLEGE SECURITY	96	0	9	9	4	0	0	0	0	0	0	0
	95	0	12	12	6	0	0	0	0	0	0	0
	CHANGE	0	3-	3-	2-	0	0	0	0	0	0	0
*****												
LEWIS CTY	TOTAL	96	28	406	434	39	0	2	54	0	1	4
	95	53	328	381	62	0	5	33	0	6	6	8
	CHANGE	5-	78+	73+	23-	0	3-	21+	0	5-	2-	7-
*****												
RURAL	96	21	323	344	20	0	2	53	0	1	4	0
	95	16	263	279	16	0	3-	35	0	4	6	8
	CHANGE	5+	60+	65+	16-	0	0	20+	0	3-	2-	8-
SHERIFF	96	5	110	115	14	0	1	53	0	0	4	0
	95	3	125	128	22	0	0	32	0	0	6	5
	CHANGE	2+	15-	13-	8-	0	1+	21+	0	0	2-	5-
STATE POLICE	96	16	213	229	6	0	1	0	0	1	0	0
	95	13	138	151	14	0	5	1	0	4	0	3
	CHANGE	3+	75+	78+	8-	0	4-	1-	0	3-	0	3-
MUNICIPAL	96	7	83	90	19	0	0	1	0	0	0	1
	95	17	65	82	26	0	0	0	0	2	0	0
	CHANGE	10-	18+	8+	7-	0	0	1+	0	2-	0	1+
HESTON PD	96	7	83	90	19	0	0	1	0	0	0	1
	95	17	65	82	26	0	0	0	0	2	0	0
	CHANGE	10-	18+	8+	7-	0	0	1+	0	2-	0	1+
*****												
LINCOLN CTY	TOTAL	96	26	390	416	122	2	12	0	6	3	39
	95	28	577	605	169	1	15	5	0	3	16	39
	CHANGE	2-	187-	189-	47-	1+	3-	5-	6+	1+	20-	31+
*****												
RURAL	96	26	390	416	122	2	12	0	6	3	16	39
	95	28	577	605	169	1	15	5	0	2	36	31
	CHANGE	2-	187-	189-	47-	1+	3-	5-	6+	1+	20-	8+
SHERIFF	96	0	8	8	0	0	0	0	0	0	0	8
	95	1	9	10	0	0	0	1	0	0	0	4
	CHANGE	1-	1-	2-	0	0	0	1-	0	0	0	4+
STATE POLICE	96	26	382	408	122	2	12	0	6	3	16	31
	95	27	548	595	169	1	15	4	0	2	35	27
	CHANGE	1-	186-	187-	47-	1+	3-	4-	6+	1+	20-	4+



# PART II ARRESTS

COMI VICI	SEX OFFENSES	PART II MARIJUANA AND DRUG	GAMBLING	ARRESTS BY FAMILY OFFENSES	CHARGE DRIVING UND INFL	AND LIQUOR LAWS	AGENCY TYPE DRUNK-ENNESS	DISORD CONDUCT	VAGRANCY	OTHER OFFENSES	SUSPICION	CURFEM LOTTER	RUN-AWAYS	
020RU	0 0 0	8 4 4+	128 138 10-	0 1 1-	9 74 65-	464 247 217+	0 3 3-	268 228 40+	4 6 2-	0 0 0	454 293 161+	0 0 0	0 0 17 10 7+	
020S0	0 0 0	4 2 2+	77 101 24-	0 1 1-	7 59 52-	258 115 143+	0 1 1-	240 180 60+	3 3 0	0 0 0	349 181 168+	0 0 0	0 0 17 7 10+	
020SP	0 0 0	4 2 2+	51 37 14+	0 0 0	2 15 13-	206 132 74+	0 2 2-	28 48 20-	1 3 2-	0 0 0	105 112 7-	0 0 0	0 0 0 3 3-	
020Z2	132 80 52+	33 20 13+	865 575 290+	4 0 4+	28 13 15+	433 364 69+	428 150 278+	2277 2298 21-	180 124 56+	1 0 1+	1381 954 427+	0 0 0	142 51 91+	11 14 3-
02001	0 0 0	0 0 0	0 4 4-	0 0 0	0 0 0	3 4 1-	0 0 0	0 1 1-	0 0 0	0 0 0	0 0 0	0 0 0	0 0 0 0 0	
02002	132 80 52+	29 19 10+	768 458 310+	4 0 4+	1 0 1+	213 164 49+	404 142 262+	1758 1793 35-	105 79 26+	1 0 1+	1090 637 453+	0 0 0	0 0 0 1 0 1+	
02003	0 0 0	0 0 0	5 2 3+	0 0 0	0 0 0	49 24 25+	1 0 1+	28 36 8-	5 2 3+	0 0 0	14 25 11-	0 0 0	1 0 1 1 0	
02004	0 0 0	1 0 1+	13 30 17-	0 0 0	14 4 12+	55 28 27+	1 0 1+	68 18 50+	6 8 2-	0 0 0	60 52 8+	0 0 0	10 7 3+	3 2 1+
02005	0 0 0	0 0 0	1 0 0	0 0 0	8 6 2+	55 79 26-	4 0 4+	147 213 66-	8 2 6+	0 0 0	63 72 9-	0 0 0	56 4 52+	2 2 0
02006	0 0 0	2 1 1+	55 77 22-	0 0 0	2 0 2+	42 45 5-	8 5 3+	204 180 24+	48 24 24+	0 0 0	110 137 27-	0 0 0	64 29 35+	3 3 0
02007	0 0 0	0 0 0	0 1 1-	0 0 0	0 2 2-	2 6 4-	0 3 3-	21 12 9+	2 7 5-	0 0 0	24 17 7+	0 0 0	0 2 5-	0 0 3-
02008	0 0 0	0 0 0	0 0 0	0 0 0	0 1 1+	2 1 1+	0 0 0	18 24 6-	0 0 0	0 0 0	10 9 1+	0 0 0	0 0 0	1 3 2-
02014	0 0 0	0 0 0	18 0 18+	0 0 0	0 0 0	12 9 3+	7 0 7+	25 17 8+	2 2 0	0 0 0	5 0 3+	0 0 0	3 4 1-	0 0 0
02016	0 0 0	0 0 0	4 1 3+	0 0 0	1 1 0	2 4 2-	3 0 3+	7 4 3+	3 0 3+	0 0 0	6 0 6+	0 0 0	6 0 6+	0 0 0
02020	0 0 0	1 0 1+	1 1 0	0 0 0	0 0 0	0 0 0	0 0 0	1 0 1+	1 0 1+	0 0 0	1 5 4-	0 0 0	0 0 0	0 0 0
021AL	0 0 0	2 0 2+	64 59 7+	0 0 0	0 7 3-	112 65 47+	28 19 9+	34 17 17+	0 4 4-	0 0 0	79 36 23+	0 0 0	0 3 3-	8 13 3-
021RU	0 0 0	2 0 2+	61 55 6+	0 0 0	4 7 3-	71 44 27+	28 19 9+	18 8 10+	0 2 2-	0 0 0	75 49 26+	0 0 0	0 0 0	5 3 2+
021S0	0 0 0	1 0 1+	4 25 21-	0 0 0	4 7 3-	9 3 6+	0 0 0	0 1 1-	0 2 2-	0 0 0	20 24 4-	0 0 0	0 0 0	5 1 4+
021SP	0 0 0	1 0 1+	57 30 27+	0 0 0	0 0 0	62 41 21+	28 19 9+	18 7 11+	0 0 0	0 0 0	55 25 30+	0 0 0	0 0 0	0 2 2-
021Z2	0 0 0	0 0 0	5 4 1+	0 0 0	0 0 0	41 21 20+	0 0 0	16 9 7+	0 2 2-	0 0 0	4 7 3-	0 0 0	0 3 3-	3 8 5-
02101	0 0 0	0 0 0	5 4 1+	0 0 0	0 0 0	41 21 20+	0 0 0	16 9 7+	0 2 2-	0 0 0	4 7 3-	0 0 0	0 3 3-	3 8 5-
022AL	0 0 0	3 9 6-	36 57 21-	0 0 0	17 9 8+	68 98 30-	1 0 1+	16 13 3+	9 0 9+	0 0 0	66 160 94-	0 0 0	0 0 0	0 0 0
022RU	0 0 0	3 9 6-	36 57 21-	0 0 0	17 9 8+	68 98 30-	1 0 1+	16 13 3+	9 0 9+	0 0 0	66 160 94-	0 0 0	0 0 0	0 0 0
022S0	0 0 0	0 0 0	0 2 -	0 0 0	0 0 0	0 1 1-	0 0 0	0 0 0	0 0 0	0 0 0	0 2 2-	0 0 0	0 0 0	0 0 0
022SP	0 0 0	3 9 6-	36 55 19-	0 0 0	17 9 8+	68 97 29-	1 0 1+	16 13 3+	9 0 9+	0 0 0	66 158 92-	0 0 0	0 0 0	0 0 0

# PART II ARRESTS

		PART II ARRESTS BY CHARGE AND AGENCY TYPE					ARSON	FORGERY	FRAUD	EMBEZZLE	STOLEN PROPERTY	VAHDAL	ILLEGAL WEAPONS
		JUVENILE	ADULTS	GRAND TOTAL	OTHER ASSAULTS								
LOGAN CTY	TOTAL	96	53	975	1028	231	9	7	3	0	4	31	31
	95	52	53	878	930	127	2	5	1	0	9	15	27
	CHANGE	1+	97+	98+	104+	7+	7+	2+	2+	0	5-	16+	4+
	RURAL	96	22	693	715	208	6	5	2	0	2	26	24
	95	35	35	582	617	111	1	3	1	0	6	14	21
	CHANGE	13-	111+	98+	97+	97+	5+	2+	1+	0	4-	12+	3+
	SHERIFF	96	1	229	230	54	4	5	0	0	0	2	8
	95	2	2	269	271	45	0	3	1	0	5	1	14
	CHANGE	1-	40-	41-	9+	9+	4+	2+	1-	0	5-	1+	6-
	STATE POLICE	96	21	464	485	154	2	0	2	0	2	24	16
	95	33	33	313	346	66	1	0	0	0	1	13	7
	CHANGE	12-	151+	139+	88+	88+	1+	0	2+	0	1+	11+	9+
	MUNICIPAL	96	31	282	313	23	3	2	1	0	2	5	7
	95	17	17	296	313	16	1	2	0	0	3	1	6
	CHANGE	14+	14-	0	0	7+	2+	0	1+	0	1-	4+	1+
	LOGAN PD	96	11	106	117	11	3	0	1	0	0	3	4
	95	9	9	158	167	9	1	0	0	0	0	0	5
	CHANGE	2+	52-	50-	2+	2+	2+	0	1+	0	0	3+	1-
	HAH PD	96	19	121	140	5	0	1	0	0	2	2	3
	95	7	7	73	80	3	0	1	0	0	0	1	1
	CHANGE	12+	48+	60+	2+	2+	0	0	0	2+	1+	1+	2+
	CHAPMANVILLE PD	96	1	55	56	7	0	1	0	0	0	0	0
	95	1	1	65	66	4	0	1	0	0	3	0	0
	CHANGE	0	10-	10-	3+	3+	0	0	0	3-	0	0	0
	MITCHELL HEIGHTS PD	96	0	0	0	0	0	0	0	0	0	0	0
	95	0	0	0	0	0	0	0	0	0	0	0	0
	CHANGE	0	0	0	0	0	0	0	0	0	0	0	0
MCDONELL CTY	TOTAL	96	37	1874	1911	523	5	9	92	1	9	39	46
	95	25	25	1282	1307	254	8	8	119	0	14	32	48
	CHANGE	12+	592+	604+	269+	269+	1-	1+	27-	1+	5-	7+	2-
	RURAL	96	35	1598	1633	414	2	9	92	1	5	38	41
	95	24	24	1125	1149	209	4	8	119	0	13	32	45
	CHANGE	11+	473+	484+	205+	205+	2-	1+	27-	1+	8-	6+	4-
	SHERIFF	96	0	611	611	163	2	9	92	0	4	12	16
	95	0	0	693	693	96	2	8	119	0	5	21	25
	CHANGE	0	82-	82-	67+	67+	0	1+	27-	0	1-	9-	9-
	STATE POLICE	96	35	987	1022	251	0	0	0	1	1	26	25
	95	24	24	432	456	113	2	0	0	0	8	11	20
	CHANGE	11+	555+	566+	138+	138+	2-	0	0	1+	7-	15+	5+
	MUNICIPAL	96	2	276	278	109	3	0	0	0	4	1	5
	95	1	1	157	158	45	0	0	0	0	0	0	3
	CHANGE	1+	119+	120+	64+	64+	1+	0	0	0	3+	1+	2+
	HAR PD	96	1	11	12	0	1	0	0	0	0	1	1
	95	0	0	0	0	0	0	0	0	0	0	0	
	CHANGE	1+	11+	12+	0	0	1+	0	0	0	0	1+	1+
	HELCH PD	96	1	250	251	109	2	0	0	0	4	0	4
	95	1	1	148	149	42	2	0	0	0	1	0	3
	CHANGE	0	102+	102+	67+	67+	0	0	0	0	3+	0	1+
	NORTH FORM PD	96	0	15	15	0	0	0	0	0	0	0	0
	95	0	0	2	2	0	0	0	0	0	0	0	0
	CHANGE	0	13+	13+	0	0	0	0	0	0	0	0	0
	DAVY PD	96	0	0	0	0	0	0	0	0	0	0	0
	95	0	0	2	2	1	0	0	0	0	0	0	0
	CHANGE	0	2-	2-	1-	1-	0	0	0	0	0	0	0
	KITBALL PD	96	0	0	0	0	0	0	0	0	0	0	0
	95	0	0	5	5	2	0	0	0	0	0	0	0
	CHANGE	0	5-	5-	2-	2-	0	0	0	0	0	0	0
MARION CTY	TOTAL	96	37	1217	1254	217	7	2	109	4	12	13	15
	95	44	44	1238	1282	217	1	7	67	18	0	13	22
	CHANGE	7-	21-	28-	0	0	6+	5-	42+	14-	12+	0	7-
	RURAL	96	11	619	630	104	3	1	105	4	7	11	13
	95	6	6	537	543	78	0	3	66	18	0	12	8
	CHANGE	5+	82+	87+	26+	26+	3+	2-	39+	14-	7+	1-	5+
	SHERIFF	96	6	455	461	71	2	0	100	0	2	4	8
	95	5	5	422	427	65	0	2	65	16	0	8	3
	CHANGE	1+	33+	34+	6+	6+	2+	2-	35+	16-	2+	4-	5+
	STATE POLICE	96	5	164	169	33	1	1	5	4	5	7	5
	95	1	1	115	116	13	0	1	2	0	0	4	5
	CHANGE	4+	49+	53+	20+	20+	1+	0	4+	2+	5+	3+	0
	MUNICIPAL	96	26	598	624	113	4	1	4	0	5	2	2
	95	38	38	701	739	139	1	4	1	0	0	1	14
	CHANGE	12-	103-	115-	26-	26-	3+	3-	3+	0	5+	1+	12-
	FAIRMONT PD	96	23	549	572	105	4	0	4	0	3	0	2
	95	35	35	659	694	125	1	2	1	0	0	1	12
	CHANGE	12-	110-	122-	20-	20-	3+	2-	3+	0	3+	1-	10-

# PART II ARRESTS

	COML VICE	SEX OFFENSES	NARCOTIC AND DRUG	PART II GAMBLING	ARRESTS BY CHARGE FAMILY OFFENSES	DRIVING UND INFL	AND AGENCY TYPE LIQUOR LAWS	DRUNK- ENNESS	DISORD CONDUCT	VAGRANCY	OTHER OFFENSES	SUSPICION	CURFEW LOITER	RUN- AWAYS
023AL	0 1 1-	1 2 1-	126 106 20+	0 0 0	20 41 21-	191 228 37-	18 17 1+	189 212 25-	16 15 1+	0 1 1-	148 99 49+	0 0 0	3 2 1+	0 20 20-
023RU	0 0 0	1 0 0	99 78 21+	0 0 0	18 40 22-	117 133 16-	18 13 5+	53 99 46-	6 0 6+	0 0 0	130 76 54+	0 0 0	0 0 0	0 20 20-
023SO	0 0 0	1 1 0	17 25 8-	0 0 0	18 34 16-	34 43 9-	7 5 2+	53 52 1+	2 0 2+	0 0 0	25 42 17-	0 0 0	0 0 0	0 0 0
023SP	0 0 0	0 0 0	82 53 29+	0 0 0	0 6 6-	83 90 7-	11 8 5+	0 47 47-	4 0 4+	0 0 0	105 34 71+	0 0 0	0 0 0	0 20 20-
023Z2	0 1 1-	0 1 1-	27 28 1-	0 0 0	2 1 1+	74 95 21-	0 4 4-	156 113 23+	10 15 5-	0 1 1-	18 23 5-	0 0 0	3 2 1+	0 0 0
023O1	0 1 1-	0 0 0	14 20 6-	0 0 0	1 1 0	24 37 13-	0 0 0	36 67 31-	9 11 2-	0 0 0	11 15 4-	0 0 0	0 0 0	0 0 0
023O2	0 0 0	0 0 0	12 4 8+	0 0 0	1 0 1+	30 36 6-	0 4 4-	75 24 51+	1 2 1-	0 0 0	5 2 3+	0 0 0	3 2 1+	0 0 0
023O3	0 0 0	0 1 1-	1 4 3-	0 0 0	0 8 0	20 22 2-	0 0 0	25 22 3+	0 2 2-	0 1 1-	2 6 4-	0 0 0	0 0 0	0 0 0
023O4	0 0 0	0 0 0	0 0 0	0 0 0	0 0 0	0 0 0	0 0 0	0 0 0	0 0 0	0 0 0	0 0 0	0 0 0	0 0 0	0 0 0
024AL	0 0 0	16 10 6+	146 123 23+	0 0 0	8 62 54-	128 201 73-	49 17 32+	131 41 90+	42 19 23+	1 2 1-	654 350 304+	0 0 0	12 0 12+	0 1 1-
024RU	0 0 0	14 9 5+	139 115 24+	0 0 0	8 61 55-	93 154 61-	46 17 29+	99 26 73+	18 8 10+	1 2 1-	601 326 273+	0 0 0	12 0 12+	0 1 1-
024SO	0 0 0	3 7 4-	57 30 27+	0 0 0	8 43 35-	50 103 53-	11 1 10+	2 0 2+	2 4 2-	1 1 0	179 228 49-	0 0 0	0 0 0	0 0 0
024SP	0 0 0	11 2 9+	82 85 3-	0 0 0	0 18 18-	43 51 8-	35 16 19+	97 26 71+	16 4 12+	0 1 1-	422 98 324+	0 0 0	12 0 12+	0 1 1-
024Z2	0 0 0	2 1 1+	7 8 1-	0 0 0	0 1 1-	35 67 12-	3 0 3+	32 0 17+	24 11 13+	0 0 0	53 24 29+	0 0 0	0 0 0	0 0 0
024O2	0 0 0	0 0 0	1 0 1+	0 0 0	0 0 0	3 0 3+	1 0 1+	3 0 3+	0 0 0	0 0 0	1 0 1+	0 0 0	0 0 0	0 0 0
024O3	0 0 0	2 1 1+	6 8 2-	0 0 0	0 0 0	25 42 19-	0 0 0	28 15 13+	21 11 10+	0 0 0	52 24 28+	0 0 0	0 0 0	0 0 0
024O6	0 0 0	0 0 0	0 0 0	0 0 0	0 0 0	9 2 7+	2 0 2+	1 0 1+	3 0 3+	0 0 0	0 0 0	0 0 0	0 0 0	0 0 0
024O7	0 0 0	0 0 0	0 0 0	0 0 0	0 0 0	0 1 1-	0 0 0	0 0 0	0 0 0	0 0 0	0 0 0	0 0 0	0 0 0	0 0 0
024O8	0 0 0	0 0 0	0 0 0	0 0 0	0 1 1-	0 2 2-	0 0 0	0 0 0	0 0 0	0 0 0	0 0 0	0 0 0	0 0 0	0 0 0
025AL	2 7 5-	4 5 1-	46 58 12-	2 1 1+	0 0 0	405 417 12-	50 16 34+	87 102 15-	58 51 7+	0 0 0	218 264 46-	0 0 0	1 1 0	2 15 13-
025RU	0 1 1-	3 1 2+	8 24 16-	0 0 0	0 0 0	230 208 22+	37 10 27+	11 20 9-	4 4 4+	0 0 0	89 93 4-	0 0 0	0 0 0	0 1 1-
025SO	0 1 1-	0 1 1-	4 13 9-	0 0 0	0 0 0	190 164 26+	18 7 11+	7 15 8-	3 0 3+	0 0 0	52 67 15-	0 0 0	0 0 0	0 0 0
025SP	0 0 0	3 0 3+	4 11 7-	0 0 0	0 0 0	40 44 4-	19 3 16+	4 5 1-	1 0 1+	0 0 0	37 26 11+	0 0 0	0 0 0	0 0 1-
025Z2	2 6 4-	1 4 3-	38 34 4+	2 1 1+	0 0 0	175 209 34-	13 6 7+	76 82 6-	54 51 3+	0 0 0	129 171 42-	0 0 0	1 1 0	2 14 12-
025O1	2 6 4-	0 4 4-	29 34 5-	2 1 1+	0 0 0	164 190 26-	11 9 6+	70 82 12-	51 45 6+	0 0 0	124 171 47-	0 0 0	0 0 0	1 14 13-

# PART II ARRESTS

		PART II ARRESTS BY CHARGE AND AGENCY TYPE			ARSON	FORGERY	FRAUD	EMBEZZLE	STOLEN PROPERTY	VAINDAL	ILLEGAL WEAPONS
		JUVENILE	ADULTS	GRAND TOTAL	OTHER ASSAULTS						
MAINTINGTON PD	96	1	32	33	7	0	0	0	1	0	0
	95	1	33	36	14	0	0	0	0	0	1
	CHANGE	0	3-	3-	7-	0	2-	0	1+	0	1-
MOHONGAH PD	96	2	17	19	1	0	1	0	1	2	0
	95	2	7	9	0	0	0	0	0	0	1
	CHANGE	0	10+	10+	1+	0	1+	0	1+	2+	1-
MARSHALL CTY	TOTAL	96	144	776	920	222	1	9	16	5	10
	95	110	663	775	211	2	9	14	0	5	6
	CHANGE	34+	113+	147+	11+	1-	0	2+	3+	5+	3+
RURAL	96	92	356	448	106	0	8	10	2	8	2
	95	74	269	343	108	0	2	6	0	1	1
	CHANGE	18+	87+	105+	2-	0	6+	4+	2+	7+	1+
SHERIFF	96	92	255	347	98	0	6	5	2	4	1
	95	64	217	281	100	0	2	5	0	1	0
	CHANGE	28+	38+	66+	2-	0	4+	0	2+	3+	1+
STATE POLICE	96	0	101	101	8	0	2	5	0	4	1
	95	10	52	62	8	0	0	1	0	0	1
	CHANGE	10-	49+	39+	0	0	2+	4+	0	4+	0
MUNICIPAL	96	52	420	472	116	1	1	6	1	2	4
	95	36	394	430	103	2	7	8	0	4	2
	CHANGE	16+	26+	42+	13+	1-	6-	2-	1+	2-	2+
BEIHOOD PD	96	1	11	12	3	0	0	0	0	0	0
	95	0	23	23	4	0	0	0	0	0	2
	CHANGE	1+	12-	11-	1-	0	0	0	0	0	2-
CAMERON PD	96	4	90	94	9	0	0	0	0	1	0
	95	0	25	25	0	0	0	0	0	0	0
	CHANGE	4+	65+	69+	9+	0	0	0	0	0	0
GLEN DALE PD	96	16	37	53	2	0	0	0	1	0	0
	95	12	18	30	5	0	0	0	0	1	0
	CHANGE	4+	19+	23+	3-	2-	0	0	1+	1-	0
MCHECHAN PD	96	3	60	63	7	0	0	0	0	0	3
	95	2	52	54	3	0	1	0	0	0	0
	CHANGE	1+	8+	9+	4+	0	1-	0	0	0	3+
HOUNDSVILLE PD	96	28	222	250	95	1	1	6	0	2	0
	95	22	276	298	91	0	6	8	0	3	0
	CHANGE	6+	54-	48-	4+	1+	5-	2-	0	1-	0
MASON CTY	TOTAL	96	43	458	501	102	3	9	31	2	9
	95	25	452	477	92	1	5	35	2	1	17
	CHANGE	18+	6+	24+	10+	2+	4+	4-	0	8+	5+
RURAL	96	23	290	313	79	0	4	31	2	4	5
	95	19	305	324	77	1	5	35	2	1	3
	CHANGE	4+	15-	11-	2+	1-	1-	4-	0	3+	2+
SHERIFF	96	17	222	239	60	0	1	30	2	1	0
	95	18	244	262	67	1	3	35	0	1	0
	CHANGE	1-	22-	23-	7-	1-	2-	5-	2+	0	0
STATE POLICE	96	6	68	74	19	0	3	1	0	3	5
	95	1	41	42	10	0	2	0	2	0	3
	CHANGE	5+	7+	12+	9+	0	1+	1+	2-	3+	2+
MUNICIPAL	96	20	168	188	23	3	5	0	0	5	12
	95	6	147	153	15	0	0	0	0	0	9
	CHANGE	14+	21+	35+	8+	3+	5+	0	0	5+	3+
POINT PLEASANT PD	96	16	137	153	16	3	5	0	0	3	12
	95	2	119	121	13	0	0	0	0	0	9
	CHANGE	14+	18+	32+	3+	3+	5+	0	0	3+	3+
NEM HAVEN PD	96	0	7	7	2	0	0	0	0	0	0
	95	0	11	11	0	0	0	0	0	0	0
	CHANGE	0	4-	4-	2+	0	0	0	0	0	0
MASON PD	96	4	24	28	5	0	0	0	0	2	0
	95	4	17	21	2	0	0	0	0	2	0
	CHANGE	0	7+	7+	3+	0	0	0	0	0	0
MERCER CTY	TOTAL	96	383	2728	3111	321	4	49	498	4	19
	95	421	3149	3570	320	2	45	550	2	34	103
	CHANGE	38-	421-	459-	1+	2+	4+	52-	2+	15-	11-
RURAL	96	294	1961	2255	197	1	40	496	4	16	78
	95	277	2221	2498	218	1	38	546	1	23	97
	CHANGE	17+	260-	243-	21-	0	2+	50-	3+	7-	19-
SHERIFF	96	209	1122	1331	105	0	22	493	3	6	53
	95	196	1092	1288	86	0	7	515	1	2	59
	CHANGE	13+	30+	43+	19+	0	15+	22-	2+	4+	6-
STATE POLICE	96	85	839	924	92	1	18	3	1	10	25
	95	81	1129	1210	132	1	31	31	0	21	38
	CHANGE	4+	290-	286-	40-	0	13-	28-	1+	11-	13-
MUNICIPAL	96	89	767	856	124	3	9	2	0	3	14
	95	144	928	1072	102	1	7	4	1	11	6
	CHANGE	55-	161-	216-	22+	2+	2+	2-	1-	8-	8+

# PART II ARRESTS

	COML VICE	SEX OFFENSES	MARCOTIC AND DRUG	PART II GAMBLING	ARRESTS BY CHARGE FAMILY OFFENSES	DRIVING UND INFL	LIQUOR LAWS	AGENCY TYPE DRUNK-ENNESS	DISORD CONDUCT	VAGRANCY	OTHER OFFENSES	SUSPICION	CURFEM LOITER	RUN-AWAYS
02502	0	0	8	0	0	9	2	4	1	0	0	0	1	0
	0	0	8+	0	0	12	1	0	4	0	0	0	0	0
	0	0	0	0	0	3-	1+	4+	5-	0	0	0	1+	0
02504	0	1	1	0	0	2	0	2	2	0	5	0	0	1
	0	0	1	0	0	7	0	0	0	0	0	0	1	0
	0	1+	1+	0	0	5-	0	2+	2+	0	5+	0	1-	1+
*****														
026AL	0	4	37	1	11	165	50	86	79	0	184	0	11	13
	0	9	28	0	7	139	8	64	106	0	140	0	1	15
	0	5-	9+	1+	4+	26+	42+	22+	27-	0	44+	0	10+	2-
*****														
026RU	0	4	23	1	3	82	28	9	0	0	161	0	0	0
	0	7	16	0	1	62	3	1	0	0	129	0	0	0
	0	3-	7+	1+	2+	20+	25+	8+	0	0	32+	0	0	0
02650	0	4	6	0	1	55	21	8	0	0	135	0	0	0
	0	7	10	0	1	49	2	0	0	0	100	0	0	0
	0	3-	4-	0	0	6+	19+	8+	0	0	35+	0	0	0
0265P	0	0	17	1	2	27	7	1	0	0	26	0	0	0
	0	0	6	0	0	13	1	1	0	0	29	0	0	0
	0	0	11+	1+	2+	14+	6+	0	0	0	3-	0	0	0
026ZZ	0	0	14	0	8	83	22	77	79	0	23	0	11	13
	0	2	12	0	6	77	5	43	106	0	11	0	1	15
	0	2-	2+	0	2+	6+	17+	14+	27-	0	12+	0	10+	2-
02601	0	0	0	0	0	2	0	6	0	0	1	0	0	0
	0	0	1	0	1	1	0	6	0	0	1	0	0	0
	0	0	1-	0	1-	1+	0	0	0	0	0	0	0	0
02602	0	0	4	0	4	12	14	22	18	0	9	0	1	0
	0	0	0	0	0	5	2	17	0	0	0	0	0	0
	0	1-	4+	0	4+	7+	12+	5+	18+	0	9+	0	1+	0
02603	0	0	3	0	0	27	7	3	1	0	4	0	3	2
	0	0	0	0	1	10	2	1	0	0	0	0	0	5
	0	0	0	0	1-	17+	5+	2+	1+	0	4+	0	3+	3-
02604	0	0	1	0	2	25	1	13	4	0	6	0	0	0
	0	0	1-	0	1+	23	0	11	5	0	8	0	0	0
	0	0	0	0	1+	2+	1+	2+	1-	0	2-	0	0	0
02605	0	0	6	0	2	17	0	33	56	0	3	0	7	11
	0	1	6	0	3	38	1	28	95	0	2	0	1	10
	0	1-	0	0	1-	21-	1-	5+	39-	0	1+	0	6+	1+
*****														
027AL	0	1	22	0	0	87	26	65	2	0	95	0	0	13
	0	0	11	0	1	69	12	93	3	0	113	0	0	15
	0	1+	11+	0	1-	18+	14+	28-	1-	0	20-	0	0	1-
*****														
027RU	0	0	13	0	0	51	5	10	1	0	77	0	0	13
	0	0	9	0	0	37	4	28	1	0	96	0	0	12
	0	0	4+	0	0	14+	1+	18-	0	0	19-	0	0	1+
02750	0	0	0	0	0	31	0	9	1	0	75	0	0	13
	0	0	1	0	0	29	0	18	0	0	83	0	0	12
	0	0	1-	0	0	2+	0	9-	1+	0	8-	0	0	1+
0275P	0	0	13	0	0	20	5	1	0	0	2	0	0	0
	0	0	8	0	0	8	4	10	1	0	13	0	0	0
	0	0	5+	0	0	12+	1+	9-	1-	0	11-	0	0	0
027ZZ	0	1	9	0	0	36	21	55	1	0	16	0	0	0
	0	0	1	0	1	32	8	65	2	0	17	0	0	2
	0	1+	7+	0	1-	4+	13+	10-	1-	0	1-	0	0	2-
02701	0	1	5	0	0	23	19	50	1	0	14	0	0	0
	0	0	2	0	0	19	5	59	0	0	14	0	0	0
	0	1+	3+	0	0	4+	14+	9-	1+	0	0	0	0	0
02702	0	0	1	0	0	1	2	1	0	0	0	0	0	0
	0	0	0	0	0	9	0	0	1	0	1	0	0	0
	0	0	1+	0	0	8-	2+	1+	1-	0	1-	0	0	0
02703	0	0	3	0	0	12	0	4	0	0	2	0	0	0
	0	0	0	0	1	4	3	6	1	0	2	0	0	2-
	0	0	3+	0	1-	8+	3-	2-	1-	0	0	0	0	2-
*****														
028AL	0	14	176	5	67	422	93	132	259	0	791	0	4	95
	0	10	255	0	42	455	128	141	396	1	911	0	3	84
	0	4+	79-	5+	25+	33-	35-	9-	137-	1-	120-	0	1+	11+
*****														
028RU	0	12	117	0	59	265	88	114	68	0	571	0	0	89
	0	8	169	0	48	289	119	123	114	0	583	0	0	83
	0	4+	52-	0	19+	24-	31-	9-	46-	0	12-	0	0	6+
02850	0	11	26	0	53	179	0	12	36	0	229	0	0	83
	0	7	10	0	36	190	5	8	50	0	222	0	0	75
	0	4+	16+	0	17+	11-	5-	4+	14-	0	7+	0	0	8+
0285P	0	1	91	0	6	86	88	102	32	0	342	0	0	6
	0	0	159	0	4	99	114	115	64	0	361	0	0	8
	0	0	68-	0	2+	13-	26-	15-	32-	0	19-	0	0	2-
028ZZ	0	2	59	5	8	157	5	18	191	0	220	0	4	6
	0	2	86	0	2	166	9	18	282	1	328	0	3	1
	0	0	27-	5+	6+	9-	4-	0	91-	1-	108-	0	1+	5+

# PART II ARRESTS

	PART II ARRESTS BY CHARGE AND AGENCY TYPE				OTHER ASSAULTS	ARSON	FORGERY	FRAUD	EMBEZZLE	STOLEN PROPERTY	VAHDAL	ILLEGAL WEAPONS
	JUVENILE	ADULTS	GRAND TOTAL									
BLUEFIELD PD	96	33	316	349	55	2	2	2	0	0	6	10
CHANGE	95	59	407	466	51	1	3	4	0	9	6	17
		26-	91-	117-	4+	1+	1-	2-	0	9-	0	7-
PRINCETON PD	96	56	449	505	69	1	7	0	0	3	8	15
CHANGE	95	85	514	599	51	0	4	0	1	2	0	24
		29-	65-	94-	18+	1+	3+	0	1-	1+	8+	9-
CONCORD COL SECURITY	96	0	2	2	0	0	0	0	0	0	0	1
CHANGE	95	0	7	7	0	0	0	0	0	0	0	1
		0	5-	5-	0	0	0	0	0	0	0	0
MINERAL CTY TOTAL	96	131	631	762	237	0	13	49	4	4	38	6
CHANGE	95	98	505	603	210	0	7	35	0	4	31	7
		33+	126+	159+	27+	0	6+	14+	0+	4-	7+	1-
RURAL	96	47	332	379	140	0	9	46	4	2	18	1
CHANGE	95	46	307	353	150	0	4	34	0	2	8	2
		1+	25+	26+	10-	0	5+	12+	4+	0	10+	1-
SHERIFF	96	28	206	234	121	0	7	29	0	0	4	0
CHANGE	95	18	189	207	117	0	3	27	0	0	0	1
		10+	17+	27+	4+	0	4+	2+	0	0	4+	1-
STATE POLICE	96	19	126	145	19	0	2	17	4	2	14	1
CHANGE	95	28	118	146	33	0	1	7	0	2	8	1
		9-	8+	1-	14-	0	1+	10+	4+	0	6+	0
MUNICIPAL	96	84	299	383	97	0	4	3	0	2	20	5
CHANGE	95	52	198	250	60	0	3	1	0	6	23	5
		32+	101+	133+	37+	0	1+	2+	0	4-	3-	0
KEYSER PD	96	28	285	313	88	0	4	3	0	2	10	5
CHANGE	95	12	176	188	41	0	3	1	0	6	9	4
		16+	109+	125+	47+	0	1+	2+	0	4-	1+	1+
PIEDMONT PD	96	56	14	70	9	0	0	0	0	0	10	0
CHANGE	95	40	22	62	19	0	0	0	0	0	14	1
		16+	8-	8+	10-	0	0	0	0	0	4-	1-
MINGO CTY TOTAL	96	69	361	630	76	3	2	10	0	15	36	27
CHANGE	95	18	351	569	118	4	2	13	0	9	13	22
		51+	10+	61+	42-	1-	0	3-	0	6+	23+	5+
RURAL	96	33	289	322	47	2	0	8	0	6	11	14
CHANGE	95	17	341	358	73	3	0	12	0	8	12	11
		16+	52-	36-	26-	1-	0	4-	0	2-	1-	3+
SHERIFF	96	6	72	78	4	0	0	8	0	0	2	4
CHANGE	95	0	161	161	42	3	0	12	0	6	4	3
		6+	89-	83-	38-	3-	0	4-	0	6-	4-	1-
STATE POLICE	96	27	217	244	43	2	0	0	0	6	9	10
CHANGE	95	17	180	197	31	0	0	0	0	2	6	6
		10+	37+	47+	12+	2+	0	0	0	4+	3+	4+
MUNICIPAL	96	36	272	308	29	1	2	2	0	9	25	13
CHANGE	95	1	210	211	45	1	2	1+	0	8+	1	2+
		35+	62+	97+	16-	0	0	0	0	0	24+	0
WILLIAMSON PD	96	25	153	178	17	1	2	0	1	1	25	6
CHANGE	95	1	109	110	33	0	1	1	0	1	1	6
		24+	44+	68+	16-	1+	1+	1+	0	0	24+	0
KERNIT PD	96	3	63	66	3	0	0	0	0	4	0	5
CHANGE	95	0	40	40	6	1	1	0	0	0	0	3
		3+	23+	26+	3-	1-	1-	0	0	4+	0	2+
DELBARTON PD	96	8	29	37	9	0	0	0	0	4	0	2
CHANGE	95	0	41	41	6	0	0	0	0	0	0	2
		8+	12-	4-	3+	0	0	0	0	4+	0	0
HATEHAN PD	96	0	27	27	0	0	0	0	0	0	0	0
CHANGE	95	0	20	20	0	0	0	0	0	0	0	0
		0	7+	7+	0	0	0	0	0	0	0	0
MONONGALIA CTY TOTAL	96	251	2048	2299	501	3	10	74	14	29	69	36
CHANGE	95	358	1587	1945	320	3	16	65	8	27	84	20
		107-	461+	354+	19-	0	6-	9+	6+	2+	15-	16+
RURAL	96	3	481	484	90	1	4	51	7	7	6	8
CHANGE	95	1	471	472	113	0	2	53	3	9	0	7
		2+	10+	12+	23-	1+	2+	2-	4+	2-	6+	1+
SHERIFF	96	2	202	204	23	0	1	46	3	3	0	3
CHANGE	95	0	235	235	49	0	1	45	2	6	0	2
		2+	33-	31-	26-	0	0	1+	1+	3-	0	1+
STATE POLICE	96	1	279	280	67	1	3	5	4	4	6	5
CHANGE	95	1	236	237	64	0	1	8	1	3	0	5
		0	43+	43+	3+	1+	2+	3-	3+	1+	6+	0
MUNICIPAL	96	248	1567	1815	211	2	6	23	7	22	63	28
CHANGE	95	357	1116	1473	207	3	14	12	5	18	84	13
		109-	451+	342+	4+	1-	8-	11+	2+	4+	21-	13+
MORGANTOWN PD	96	166	1128	1294	166	2	6	18	6	15	52	21
CHANGE	95	251	483	936	153	2	13	11	5	17	49	9
		85-	445+	360+	13+	0	7-	7+	1+	2-	3+	12+

# PART II ARRESTS

	COMPL VICE	SEX OFFENSES	PART II NARCOTIC GAMBLING AND DRUG		ARRESTS BY CHARGE FAMILY OFFENSES		DRIVING UND INFL	LIQUOR LAWS	AGENCY TYPE DRUNK-ENNESS	DISORD CONDUCT	VAGRANCY	OTHER OFFENSES	SUSPICION	CURFEN LOITER	RUN-AWAYS
02802	0	0	19	1	2	92	3	17	91	0	41	0	4	3	
	0	0	19-	1+	1-	98	9	11	195	1	21	0	0	0	
	0	0	19-	1+	1-	98	6-	6-	104-	1-	20+	0	4+	3+	
02803	0	2	40	4	7	65	2	1	99	0	179	0	0	3	
	0	2	43	4	7	68	0	7	87	0	306	0	3	1	
	0	0	3-	4+	7+	3-	2+	6-	12+	0	127-	0	3-	2+	
02806	0	0	0	0	0	0	0	0	0	1	0	0	0	0	
	0	0	5-	0	0	0	0	0	0	0	0	0	0	0	
	0	0	5-	0	0	0	0	0	0	1+	0	0	0	0	
*****															
029AL	0	4	18	0	1	86	67	70	22	0	95	0	21	27	
	0	1	10	0	0	63	34	39	15	5	104	0	4	32	
	0	3+	8+	0	1+	23+	33+	31+	7+	3-	9-	0	17+	3-	
*****															
029RU	0	3	7	0	1	53	4	13	0	0	58	0	0	20	
	0	0	5	0	0	37	11	7	0	0	64	0	1	28	
	0	3+	2+	0	1+	16+	7-	6+	0	0	6-	0	1-	8-	
029SO	0	3	3	0	1	24	1	9	0	0	30	0	0	2	
	0	0	2	0	0	9	0	4	0	0	40	0	0	3	
	0	3+	1+	0	1+	15+	1+	5+	0	0	10-	0	1-	1-	
029SP	0	0	4	0	0	29	3	4	0	0	28	0	0	18	
	0	0	3	0	0	28	11	3	0	0	24	0	0	25	
	0	0	1+	0	0	1+	8-	1+	0	0	4+	0	0	7-	
029ZZ	0	1	11	0	0	33	63	57	22	0	37	0	21	7	
	0	1	5	0	0	26	23	32	15	3	40	0	3	4	
	0	0	6+	0	0	7+	40+	25+	7+	3-	3-	0	18+	3+	
02901	0	1	9	0	0	33	63	53	5	0	34	0	2	1	
	0	0	3	0	0	26	18	29	2	3	38	0	0	2	
	0	1	4+	0	0	7+	45+	24+	3+	3-	4-	0	2+	1-	
02902	0	0	2	0	0	0	0	4	17	0	3	0	19	6	
	0	0	0	0	0	0	0	3	13	0	2	0	3	2	
	0	0	2+	0	0	0	5-	1+	4+	0	1+	0	16+	4+	
*****															
030AL	0	2	46	0	3	122	56	131	13	0	87	0	0	1	
	0	2	42	0	6	127	68	78	6	1	57	0	0	1	
	0	0	4+	0	3-	5-	12-	53+	7+	1-	30+	0	0	0	
*****															
030RU	0	2	26	0	3	59	36	63	0	0	45	0	0	0	
	0	1	40	0	3	73	61	14	0	1	45	0	0	1	
	0	1+	14-	0	0	14-	23-	49+	0	1-	0	0	0	1-	
*****															
030S0	0	0	1	0	0	42	0	0	0	0	17	0	0	0	
	0	1	3	0	3	53	0	1	0	1	23	0	0	0	
	0	1-	4-	0	3-	11-	0	1-	0	0	6-	0	0	0	
030SP	0	2	25	0	3	17	36	63	0	0	28	0	0	0	
	0	0	35	0	0	20	61	13	0	0	22	0	0	1	
	0	2+	10-	0	3+	5-	25-	50+	0	0	6+	0	0	1-	
030ZZ	0	0	20	0	0	63	20	68	13	0	42	0	0	1	
	0	0	2	0	3	54	7	64	6	0	12	0	0	0	
	0	1-	18+	0	3-	9+	13+	4+	7+	0	30+	0	0	1+	
03002	0	0	9	0	0	30	15	24	9	0	37	0	0	0	
	0	1	1	0	1	17	0	31	4	0	12	0	0	0	
	0	1-	8+	0	1-	13+	15+	7-	5+	0	25+	0	0	0	
03003	0	0	8	0	0	22	0	21	2	0	1	0	0	0	
	0	0	0	0	1	22	4	1	1	0	0	0	0	0	
	0	0	8+	0	1-	0	4-	20+	1+	0	1+	0	0	0	
03004	0	0	3	0	0	3	4	5	2	0	4	0	0	1	
	0	0	3+	0	1-	0	4+	24-	2+	0	4+	0	0	0	
	0	0	0	0	0	8	1	18	0	0	0	0	0	1+	
03005	0	0	1	0	0	12	3	3	1	0	0	0	0	0	
	0	0	1-	0	0	4-	2-	15+	1-	0	0	0	0	0	
*****															
031AL	0	9	197	1	12	495	286	128	150	0	395	0	65	24	
	0	14	117	0	4	396	132	184	131	3	315	0	68	58	
	0	5-	80+	1+	8+	99+	154+	56-	19+	3-	80+	0	2-	14-	
*****															
031RU	0	2	17	1	12	167	1	11	2	0	96	0	0	1	
	0	6	17	0	2	120	0	24	3	0	111	0	0	0	
	0	4-	0	1+	10+	47+	1+	15-	1-	0	15-	0	0	1+	
031S0	0	0	3	1	3	43	0	5	2	0	67	0	0	1	
	0	0	9	0	2	30	0	10	3	0	70	0	0	0	
	0	6-	6-	1+	1+	13+	0	5-	1-	0	3-	0	0	1+	
031SP	0	2	14	0	9	124	1	6	0	0	29	0	0	0	
	0	0	8	0	0	90	0	16	0	0	41	0	0	0	
	0	2+	6+	0	9+	34+	1+	10-	0	0	12-	0	0	0	
031ZZ	0	7	180	0	0	328	285	117	148	0	299	0	66	23	
	0	8	100	0	2	276	132	158	128	3	204	0	68	38	
	0	1-	80+	0	2-	52+	153+	41-	20+	3-	95+	0	2-	15-	
03101	0	5	97	0	0	267	244	55	98	0	201	0	27	14	
	0	5	74	0	0	221	72	62	78	0	108	0	32	23	
	0	0	23+	0	0	46+	172+	7-	20+	0	93+	0	5-	9-	

# PART II ARRESTS

		PART II ARRESTS BY CHARGE AND AGENCY TYPE			ARSON	FORGERY	FRAUD	EMBEZZLE	STOLEN PROPERTY	VANDAL	ILLEGAL WEAPONS
		JUVENILE	ADULTS	GRAND TOTAL	OTHER ASSAULTS						
STAR CITY PD	96	28	115	143	17	0	5	0	1	3	4
	95	28	112	140	19	0	1	0	0	8	2
	CHANGE	0	3+	3+	2-	0	4+	0	1+	5-	2+
WESTOVER PD	96	48	103	151	16	0	0	0	3	0	3
	95	72	116	188	28	0	0	0	0	8	2
	CHANGE	24-	13-	37-	12-	0	0	0	3+	8-	1+
HVU SECURITY POLICE	96	5	205	210	10	0	0	1	3	8	0
	95	6	193	199	7	1	0	0	1	19	0
	CHANGE	1-	12+	11+	3+	1-	0	1+	2+	11-	0
GRANVILLE PD	96	1	16	17	2	0	0	0	0	0	0
	95	0	12	12	0	0	0	0	0	0	0
	CHANGE	1+	4+	5+	2+	0	0	0	0	0	0
*****											
MONROE CTY	TOTAL	96	10	170	180	15	1	57	0	1	3
	95	5	217	222	27	0	3	60	2	4	6
	CHANGE	5+	47-	42-	12-	1+	1-	3-	1-	4-	1-
*****											
	RURAL	96	10	157	167	8	1	57	0	1	3
	95	2	188	190	16	0	60	0	2	4	4
	CHANGE	8+	31-	23-	8-	1+	2+	3-	1-	4-	1-
	SHERIFF	96	0	87	87	5	0	55	0	1	0
	95	1	124	125	9	0	50	0	1	4	4
	CHANGE	1-	37-	38-	4-	0	0	3+	0	4-	4-
	STATE POLICE	96	10	70	80	3	1	4	0	0	3
	95	1	64	65	7	0	10	0	1	0	0
	CHANGE	9+	6+	15+	4-	1+	2+	6-	1-	0	3+
	MUNICIPAL	96	0	13	13	7	0	0	0	0	0
	95	3	29	32	11	0	3	0	0	0	0
	CHANGE	3-	16-	19-	4-	0	3-	0	0	0	0
	ALDERSON PD	96	0	13	13	7	0	0	0	0	0
	95	3	29	32	11	0	3	0	0	0	0
	CHANGE	3-	16-	19-	4-	0	3-	0	0	0	0
*****											
MORGAN CTY	TOTAL	96	31	278	309	81	2	9	8	7	14
	95	13	78	91	25	1	1	3	0	1	4
	CHANGE	18+	200+	218+	56+	1+	8+	5+	0	6+	13+
*****											
	RURAL	96	31	278	309	81	2	9	8	7	14
	95	13	78	91	25	1	1	3	0	1	4
	CHANGE	18+	200+	218+	56+	1+	8+	5+	0	6+	13+
	SHERIFF	96	0	114	114	29	0	2	0	2	3
	95	1	27	28	5	1	0	0	0	0	2
	CHANGE	1-	87+	86+	24+	1-	2+	0	0	2+	3+
	STATE POLICE	96	31	164	195	52	2	7	8	5	11
	95	12	51	63	20	0	1	3	0	1	2
	CHANGE	19+	113+	132+	32+	2+	6+	5+	0	4+	10+
*****											
NICHOLAS CTY	TOTAL	96	39	589	628	51	1	7	92	3	4
	95	32	667	699	50	0	8	107	0	8	7
	CHANGE	7+	78-	71-	1+	1+	1-	15-	3+	4-	0
*****											
	RURAL	96	35	339	374	38	1	5	91	3	5
	95	21	387	408	44	0	4	107	0	5	7
	CHANGE	14+	48-	34-	6-	1+	1+	16-	3+	2-	2-
	SHERIFF	96	23	283	306	30	4	91	2	2	4
	95	21	349	370	38	0	3	107	0	5	7
	CHANGE	2+	66-	64-	8-	0	1+	16-	2+	3-	2-
	STATE POLICE	96	12	56	68	8	1	1	0	1	1
	95	0	38	38	6	0	1	0	0	0	1
	CHANGE	12+	18+	30+	2+	1+	0	0	1+	1+	0
	MUNICIPAL	96	4	250	254	15	0	2	1	0	2
	95	11	280	291	6	0	4	0	3	0	1
	CHANGE	7-	30-	37-	7+	0	2-	1+	0	2-	1+
	RICHMOND PD	96	0	64	64	2	0	0	0	0	2
	95	0	54	54	1	0	0	0	0	0	1
	CHANGE	0	10+	10+	1+	0	0	0	0	0	1+
	SUIHRSVILLE PD	96	4	186	190	11	0	2	1	1	2
	95	11	226	237	5	0	4	0	3	0	0
	CHANGE	7-	40-	47-	6+	0	2-	1+	0	2+	0
*****											
OHIO CTY	TOTAL	96	178	1285	1463	385	2	12	61	4	16
	95	188	1088	1276	379	4	14	32	3	17	40
	CHANGE	10-	197+	187+	6+	2-	2-	29+	1+	1-	9+
*****											
	RURAL	96	15	475	490	73	0	1	19	2	4
	95	10	291	301	63	0	0	0	0	6	0
	CHANGE	5+	184+	189+	8+	0	1+	19+	2+	2-	0
	SHERIFF	96	1	215	216	63	0	0	0	3	0
	95	1	218	219	63	0	0	0	0	6	0
	CHANGE	0	3-	3-	0	0	0	0	0	3-	0



# PART II ARRESTS

	COML VICE	SEX OFFENSES	PART II NARCOTIC AND DRUG	GAMBLING	ARRESTS BY FAMILY OFFENSES	CHARGE DRIVING UND INFL	AND AGENCY LIQUOR LAWS	TYPE DRUNK- ENNESS	DISORD CONDUCT	VAGRANCY	OTHER OFFENSES	SUSPICION	CURFEW LOITER	RUH- AWAYS
03103	0	0	4	0	0	25	13	9	17	0	19	0	22	4
	0	0	2	0	0	24	25	11	17	0	14	0	5	11
	0	0	2+	0	0	1+	12-	2-	0	0	5+	0	17+	7-
03104	0	0	1	0	0	21	17	13	18	0	37	0	17	5
	0	0	0	0	2	15	15	30	22	0	31	0	31	4
	0	0	1+	0	2-	6+	2+	17-	4-	0	6+	0	14-	1+
03106	0	2	77	0	0	7	11	39	15	0	37	0	0	0
	0	3	24	0	0	4	20	55	11	3	51	0	0	0
	0	1-	53+	0	0	3+	9-	16-	4+	3-	14-	0	0	0
03109	0	0	1	0	0	8	0	1	0	0	5	0	0	0
	0	0	0	0	0	12	0	0	0	0	0	0	0	0
	0	0	1+	0	0	4-	0	1+	0	0	5+	0	0	0
*****														
032AL	0	0	11	0	4	25	15	3	3	0	42	0	0	0
	0	4	14	0	2	22	24	3	2	1	50	0	0	0
	0	4-	3-	0	2+	3+	11-	0	1+	1-	8-	0	0	0
*****														
032RU	0	0	9	0	3	24	13	2	2	0	42	0	0	0
	0	4	14	0	2	16	16	5	1	1	47	0	0	0
	0	4-	5-	0	1+	8+	3-	1-	1+	1-	5-	0	0	0
032SO	0	0	0	0	3	6	3	0	1	0	15	0	0	0
	0	2	5	0	1	8	2	2	1	1	35	0	0	0
	0	2-	5-	0	2+	2-	1+	2-	0	1-	20-	0	0	0
032SP	0	0	9	0	0	18	10	2	1	0	27	0	0	0
	0	2	9	0	1	8	14	1	0	0	12	0	0	0
	0	2-	0	0	1-	10+	4-	1+	1+	0	15+	0	0	0
032ZZ	0	0	2	0	1	1	0	1	1	0	0	0	0	0
	0	0	0	0	0	6	8	0	0	0	3	0	0	0
	0	0	2+	0	1+	5-	8-	1+	0	0	3-	0	0	0
03201	0	0	2	0	1	1	0	1	1	0	0	0	0	0
	0	0	0	0	0	6	8	1	1	0	3	0	0	0
	0	0	2+	0	1+	5-	8-	1+	0	0	3-	0	0	0
*****														
033AL	0	2	17	0	3	43	5	17	0	0	27	0	1	13
	1	0	1	0	1	9	4	5	0	0	20	0	0	12
	1-	0	16+	0	2+	34+	1+	12+	0	0	67+	0	1+	1+
*****														
033RU	0	2	17	0	3	43	5	17	0	0	27	0	1	13
	1	0	1	0	1	9	4	5	0	0	20	0	0	12
	1-	0	16+	0	2+	34+	1+	12+	0	0	67+	0	1+	1+
*****														
033SO	0	0	4	0	0	19	0	1	0	0	54	0	0	0
	1	2	0	0	0	1	0	0	0	0	16	0	0	0
	1-	2-	4+	0	0	18+	0	1+	0	0	38+	0	0	0
033SP	0	2	13	0	3	24	5	16	0	0	33	0	1	13
	0	0	1	0	1	8	4	5	0	0	4	0	0	12
	0	2+	12+	0	2+	16+	1+	11+	0	0	29+	0	1+	1+
*****														
034AL	0	3	32	0	1	83	12	189	10	0	116	0	0	11
	0	3	23	0	2	90	28	210	5	0	138	0	0	13
	0	0	9+	0	1-	7-	16-	21-	5+	0	22-	0	0	2-
*****														
034RU	0	3	12	0	1	46	5	53	0	0	93	0	0	11
	0	3	11	0	0	46	0	58	0	0	104	0	0	13
	0	0	1+	0	1+	0	5+	5-	0	0	11-	0	0	2-
034SO	0	1	10	0	1	27	0	47	0	0	73	0	0	11
	0	0	6	0	0	33	0	58	0	0	95	0	0	13
	0	1+	4+	0	1+	6-	0	11-	0	0	22-	0	0	2-
034SP	0	2	2	0	0	19	5	6	0	0	20	0	0	0
	0	3	5	0	0	13	0	0	0	0	9	0	0	0
	0	1-	3-	0	0	6+	5+	6+	0	0	11+	0	0	0
034ZZ	0	0	20	0	0	37	7	136	10	0	23	0	0	0
	0	0	12	0	2	44	28	152	5	0	34	0	0	0
	0	0	8+	0	2-	7-	21-	16-	5+	0	11-	0	0	0
03401	0	0	1	0	0	11	2	36	10	0	0	0	0	0
	0	0	0	0	0	12	0	37	3	0	0	0	0	0
	0	0	1+	0	0	1-	2+	1-	7+	0	0	0	0	0
03402	0	0	19	0	0	26	5	100	0	0	23	0	0	0
	0	0	12	0	2	32	28	115	2	0	34	0	0	0
	0	0	7+	0	2-	6-	23-	15-	2-	0	11-	0	0	0
*****														
035AL	6	13	122	0	4	254	117	50	55	0	202	0	35	35
	30	5	99	0	3	162	16	36	77	0	283	0	18	28
	24-	8+	23+	0	1+	92+	101+	14+	19-	0	81-	0	17+	7+
*****														
035RU	0	1	32	0	0	166	89	8	0	0	91	0	0	0
	0	0	20	0	0	95	2	2	0	0	104	0	0	0
	0	1+	12+	0	0	67+	87+	6+	0	0	13-	0	0	0
035SO	0	0	1	0	0	63	0	0	0	0	84	0	0	0
	0	0	5	0	0	54	0	0	0	0	89	0	0	0
	0	0	4-	0	0	9+	0	0	0	0	5-	0	0	0

# PART II ARRESTS

		PART II ARRESTS BY CHARGE AND AGENCY TYPE			ARSON	FORGERY	FRAUD	EMBEZZLE	STOLEN PROPERTY	VIOLAL	ILLEGAL WEAPONS
		JUVENILE	ADULTS	GRAND TOTAL	OTHER ASSAULTS						
STATE POLICE	96	14	260	274	10	0	19	2	1	0	2
	95	9	73	82	2	0	0	0	0	0	1
	CHANGE	5+	187+	192+	8+	0	19+	2+	1+	0	1+
MUNICIPAL	96	163	810	973	312	2	42	2	12	49	34
	95	178	797	975	314	4	32	3	11	40	27
	CHANGE	15-	13+	2-	2-	2-	10+	1-	1+	9+	7+
WHEELING PD	96	161	755	916	308	2	42	2	12	49	33
	95	176	756	932	310	4	32	3	11	39	27
	CHANGE	15-	1-	16-	2-	2-	10+	1-	1+	10+	6+
BETHLEHEM PD	96	0	0	0	0	0	0	0	0	0	0
	95	1	0	1	0	0	0	0	0	0	0
	CHANGE	1-	0	1-	0	0	0	0	0	0	0
NEXT LIBERTY ST COL SEC	96	2	55	57	4	0	0	0	0	0	1
	95	1	41	42	4	0	0	0	0	1	0
	CHANGE	1+	14+	15+	0	0	0	0	0	1-	1+
*****											
PEWDELTION CTY TOTAL	96	17	175	192	45	1	20	0	0	10	31
	95	9	124	133	40	1	6	0	0	6	6
	CHANGE	8+	51+	59+	5+	0	14+	0	0	4+	25+
*****											
RURAL	96	17	175	192	45	1	20	0	0	10	31
	95	9	124	133	40	1	6	0	0	6	6
	CHANGE	8+	51+	59+	5+	0	14+	0	0	4+	25+
SHERIFF	96	0	27	27	0	0	0	0	0	0	27
	95	0	2	2	0	0	2-	0	0	0	0
	CHANGE	0	25+	25+	0	0	0	0	0	0	27+
STATE POLICE	96	17	148	165	45	1	20	0	0	10	4
	95	9	122	131	40	1	4	0	0	6	6
	CHANGE	8+	26+	34+	5+	0	16+	0	0	4+	2-
*****											
PLEASANTS CTY TOTAL	96	6	186	192	7	0	37	0	0	1	1
	95	8	126	134	8	0	24	0	0	2	8
	CHANGE	2-	60+	58+	1-	0	13+	0	0	1-	7-
*****											
RURAL	96	4	118	122	4	0	37	0	0	1	1
	95	7	76	83	6	0	24	0	0	2	8
	CHANGE	3-	42+	39+	2-	0	13+	0	0	1-	7-
SHERIFF	96	0	55	55	3	0	19	0	0	0	1
	95	2	51	53	2	0	16	0	0	0	6
	CHANGE	2-	4+	2+	1+	0	3+	0	0	0	5-
*****											
STATE POLICE	96	4	63	67	1	0	18	0	0	1	0
	95	5	25	30	4	0	8	0	0	2	2
	CHANGE	1-	38+	37+	3-	0	10+	0	0	1-	2-
MUNICIPAL	96	2	68	70	3	0	0	0	0	0	0
	95	1	50	51	2	0	0	0	0	0	0
	CHANGE	1+	18+	19+	1+	0	0	0	0	0	0
ST MARYS PD	96	2	68	70	3	0	0	0	0	0	0
	95	1	50	51	2	0	0	0	0	0	0
	CHANGE	1+	18+	19+	1+	0	0	0	0	0	0
*****											
POCAHONTAS CTY TOTAL	96	4	201	205	30	0	2	1	1	10	9
	95	15	181	196	37	1	1	1	0	5	6
	CHANGE	11-	20+	9+	7-	1-	1+	0	0	5+	3+
*****											
RURAL	96	4	177	181	21	0	2	1	1	0	8
	95	8	142	150	22	1	1	1	0	4	6
	CHANGE	4-	35+	31+	1-	1-	1+	0	0	2+	2+
SHERIFF	96	1	37	38	9	0	0	0	0	3	2
	95	2	29	31	9	1	0	0	0	1	1
	CHANGE	1-	8+	7+	0	1-	0	0	0	2+	1+
STATE POLICE	96	3	140	143	12	0	2	1	1	3	6
	95	6	113	119	13	0	1	1	0	3	5
	CHANGE	3-	27+	24+	1-	0	1+	0	0	0	1+
MUNICIPAL	96	0	24	24	9	0	0	0	0	4	1
	95	7	39	46	15	0	0	0	0	1	0
	CHANGE	7-	15-	22-	6-	0	0	0	0	3+	1+
MARLINTON PD	96	0	24	24	9	0	0	0	0	4	1
	95	7	39	46	15	0	0	0	0	1	0
	CHANGE	7-	15-	22-	6-	0	0	0	0	3+	1+
*****											
PRESTON CTY TOTAL	96	16	330	346	60	0	2	19	2	1	10
	95	12	436	448	84	0	5	70	1	5	11
	CHANGE	4+	104-	102-	24-	0	3+	51-	1+	0	1-
*****											
RURAL	96	11	293	304	47	1	5	17	2	2	10
	95	6	375	381	74	0	2	68	1	3	10
	CHANGE	5+	82-	77-	27-	1+	3+	51-	1+	1-	0
SHERIFF	96	11	162	173	31	1	2	1	1	2	9
	95	6	247	253	64	0	1	47	0	3	5
	CHANGE	5+	85-	80-	33-	1+	1+	46-	1+	1-	4+

# PART II ARRESTS

	COHL VICE	SEX OFFENSES	PART II NARCOTIC AND DRUG	GAMBLING	ARRESTS FAMILY OFFENSES	BY CHARGE DRIVING UND INFL	AND LIQUOR LAWS	AGENCY TYPE DRUNK-ENHNESS	DISORD CONDUCT	VAGRANCY	OTHER OFFENSES	SUSPICION LOITER	CURFEW	RUN-AWAYS
0355P	0	1	31	0	0	103	89	8	0	0	7	0	0	0
	0	0	15	0	0	45	2	2	0	0	15	0	0	0
	0	1+	16+	0	0	58+	87+	6+	0	0	8-	0	0	0
0352Z	6	12	90	0	4	88	28	42	58	0	111	0	35	35
	30	5	79	0	3	63	14	34	77	0	179	0	18	28
	24-	7+	11+	0	1+	25+	14+	8+	19-	0	68-	0	17+	7+
03501	6	12	75	0	4	80	22	21	58	0	109	0	35	35
	30	5	71	0	3	60	10	18	74	0	173	0	18	28
	24-	7+	4+	0	1+	20+	12+	3+	18-	0	64-	0	17+	7+
03503	0	0	0	0	0	0	0	0	0	0	0	0	0	0
	0	0	1-	0	0	0	0	0	0	0	0	0	0	0
	0	0	0	0	0	0	0	0	0	0	0	0	0	0
03506	0	0	15	0	0	8	6	21	0	0	2	0	0	0
	0	0	7	0	0	3	4	16	1	0	6	0	0	0
	0	0	8+	0	0	5+	2+	5+	1-	0	4-	0	0	0
036AL	0	1	10	0	2	35	10	3	0	0	21	0	0	1
	0	1	5	0	0	45	2	0	0	0	20	0	0	0
	0	0	5+	0	2+	10-	8+	3+	0	0	1+	0	0	1+
036RU	0	1	10	0	2	35	10	3	0	0	21	0	0	1
	0	1	5	0	0	45	2	0	0	0	20	0	0	0
	0	0	5+	0	2+	10-	8+	3+	0	0	1+	0	0	1+
036S0	0	0	0	0	0	0	0	0	0	0	0	0	0	0
	0	0	0	0	0	0	0	0	0	0	0	0	0	0
	0	0	0	0	0	0	0	0	0	0	0	0	0	0
036SP	0	1	10	0	2	35	10	3	0	0	21	0	0	1
	0	1	5	0	0	45	2	0	0	0	20	0	0	0
	0	0	5+	0	2+	10-	8+	3+	0	0	1+	0	0	1+
037AL	0	1	10	0	3	54	4	31	6	0	34	0	0	0
	0	1	4	0	3	38	0	29	4	0	15	0	0	0
	0	0	6+	0	0	16+	4+	2+	2+	0	21+	0	0	0
037RU	0	1	4	0	3	22	4	8	0	0	34	0	0	0
	0	1	1	0	0	18	0	9	0	0	11	0	0	0
	0	0	3+	0	0	4+	4+	1-	0	0	23+	0	0	0
037S0	0	1	1	0	2	4	0	3	0	0	19	0	0	0
	0	1	0	0	3	12	0	5	0	0	8	0	0	0
	0	0	1+	0	1-	8-	0	2-	0	0	11+	0	0	0
037SP	0	0	3	0	1	18	4	5	0	0	15	0	0	0
	0	0	1	0	0	6	0	4	0	0	3	0	0	0
	0	0	2+	0	1+	12+	4+	1+	0	0	12+	0	0	0
037ZZ	0	0	6	0	0	32	0	23	6	0	0	0	0	0
	0	0	3	0	0	20	0	20	4	0	2	0	0	0
	0	0	3+	0	0	12+	0	3+	2+	0	2-	0	0	0
03701	0	0	6	0	0	32	0	23	6	0	0	0	0	0
	0	0	3	0	0	20	0	20	4	0	2	0	0	0
	0	0	3+	0	0	12+	0	3+	2+	0	2-	0	0	0
038AL	0	1	9	0	5	52	24	7	1	0	53	0	0	0
	0	1	12	0	9	44	10	7	1	0	40	0	0	0
	0	0	3-	0	4-	12-	14+	0	0	0	15+	0	0	0
038RU	0	1	8	0	5	48	24	6	1	0	49	0	0	0
	0	1	6	0	0	50	7	3	0	0	38	0	0	0
	0	0	2+	0	4-	2-	17+	5+	1+	0	11+	0	0	0
038S0	0	1	2	0	0	13	1	1	0	0	6	0	0	0
	0	0	2	0	1	7	4	0	0	0	5	0	0	0
	0	1+	0	0	1-	6+	3-	1+	0	0	1+	0	0	0
038SP	0	0	4	0	5	35	23	5	1	0	43	0	0	0
	0	1	4	0	8	43	3	3	0	0	33	0	0	0
	0	1-	2+	0	3-	8-	20+	2+	1+	0	10+	0	0	0
038ZZ	0	0	1	0	0	4	0	1	0	0	4	0	0	0
	0	0	6	0	0	14	3	4	1	0	2	0	0	0
	0	0	5-	0	0	10-	3-	3-	1-	0	2+	0	0	0
03801	0	0	1	0	0	4	0	1	0	0	4	0	0	0
	0	0	6	0	0	14	3	4	1	0	2	0	0	0
	0	0	5-	0	0	10-	3-	3-	1-	0	2+	0	0	0
039AL	0	2	9	0	5	135	2	7	8	0	75	0	0	1
	0	0	18	0	9	141	5	24	2	0	72	0	0	1
	0	2+	9-	0	4-	6-	3-	17-	6+	0	3+	0	0	0
039RU	0	2	6	0	5	124	2	3	8	0	68	0	0	1
	0	0	17	0	8	131	0	3	2	0	60	0	0	1
	0	2+	11-	0	3-	7-	2+	0	6+	0	8+	0	0	0
039S0	0	2	3	0	4	59	2	1	2	0	52	0	0	1
	0	0	11	0	7	71	0	1	0	0	38	0	0	1
	0	2+	8-	0	5-	12-	2+	2-	0	0	14+	0	0	0

# PART II ARRESTS

		PART II ARRESTS BY CHARGE AND AGENCY TYPE			ARSON	FORGERY	FRAUD	EMBEZZLE	STOLEN PROPERTY	VANDAL	ILLEGAL WEAPONS
		JUVENILE	ADULTS	GRAND TOTAL	OTHER ASSAULTS						
STATE POLICE	96	0	131	131	16	0	3	16	1	1	0
	95	0	128	128	10	0	1	21	1	1	0
	CHANGE	0	3+	3+	6+	0	2+	5-	0	0	0
MUNICIPAL	96	5	57	42	15	1	0	2	0	0	1
	95	6	59	65	10	0	0	2	0	0	2
	CHANGE	1-	22-	23-	3+	1+	0	0	0	0	1-
KINGHOOD PD	96	5	36	41	13	1	0	2	0	0	1
	95	6	59	65	10	0	0	2	0	0	2
	CHANGE	1-	23-	24-	3+	1+	0	0	0	0	1-
TERRA ALTA PD	96	0	0	0	0	0	0	0	0	0	0
	95	0	0	0	0	0	0	0	0	0	0
	CHANGE	0	0	0	0	0	0	0	0	0	0
REEDSVILLE PD	96	0	1	1	0	0	0	0	0	0	0
	95	0	0	0	0	0	0	0	0	0	0
	CHANGE	0	1+	1+	0	0	0	0	0	0	0
*****											
PUTNAM CTY	TOTAL	96	63	987	1050	92	4	29	212	5	9
	95	27	838	865	90	7	39	187	1	6	0
	CHANGE	36+	149+	185+	2+	3-	10-	25+	4+	3+	3+
*****											
RURAL	96	38	786	824	92	4	28	212	4	6	0
	95	21	669	690	89	7	39	187	1	6	0
	CHANGE	17+	117+	134+	3+	5-	11-	25+	3+	0	0
SHERIFF	96	31	708	739	80	3	26	205	2	5	0
	95	19	595	614	84	3	38	186	1	5	0
	CHANGE	12+	113+	125+	4-	3-	12-	19+	1+	0	0
STATE POLICE	96	7	78	85	12	1	2	7	2	1	0
	95	2	74	76	5	1	1	1	0	1	0
	CHANGE	5+	4+	9+	7+	0	1+	6+	2+	0	0
MUNICIPAL	96	25	201	226	0	0	1	0	1	3	3
	95	6	169	175	1	0	0	0	0	0	0
	CHANGE	19+	32+	51+	1-	0	1+	0	1+	3+	3+
HURRICANE PD	96	25	134	159	0	0	1	0	1	3	3
	95	6	120	126	1	0	0	0	0	0	0
	CHANGE	19+	14+	33+	1-	0	1+	0	1+	3+	3+
FOCA PD	96	0	67	67	0	0	0	0	0	0	0
	95	0	49	49	0	0	0	0	0	0	0
	CHANGE	0	18+	18+	0	0	0	0	0	0	0
*****											
RALEIGH CTY	TOTAL	96	319	2931	3250	509	2	45	689	4	20
	95	313	2813	3126	414	4	21	633	8	18	113
	CHANGE	6+	118+	124+	95+	2-	24+	56+	4-	2+	43+
*****											
RURAL	96	54	1773	1827	257	1	21	646	1	8	57
	95	102	1700	1802	248	2	12	568	4	11	54
	CHANGE	48-	73+	25+	9+	1-	9+	78+	3-	3-	3+
SHERIFF	96	43	1182	1225	132	1	8	646	1	2	32
	95	73	1294	1367	178	2	10	568	1	7	37
	CHANGE	30-	112-	142-	38-	1-	2-	78+	0	5-	5-
STATE POLICE	96	11	591	602	125	0	13	0	0	6	25
	95	29	406	435	78	0	2	0	3	4	17
	CHANGE	18-	185+	167+	47+	0	11+	0	3-	2+	8+
MUNICIPAL	96	265	1158	1423	252	1	24	43	3	12	99
	95	211	1113	1324	166	2	9	65	4	7	59
	CHANGE	54+	45+	99+	86+	1-	15+	22-	1-	5+	40+
BECKLEY PD	96	261	1118	1379	249	1	24	43	3	12	95
	95	197	1049	1246	151	2	8	65	4	6	53
	CHANGE	64+	69+	133+	98+	1-	16+	22-	1-	6+	42+
MABSCOTT PD	96	4	8	12	3	0	0	0	0	0	4
	95	14	32	46	15	0	0	0	0	1	6
	CHANGE	10-	24-	34-	12-	0	0	0	0	1-	2-
SOPHIA PD	96	0	32	32	0	0	0	0	0	0	0
	95	0	32	32	0	0	0	0	0	0	0
	CHANGE	0	0	0	0	0	1-	0	0	0	0
*****											
RANDOLPH CTY	TOTAL	96	162	901	1063	159	1	5	1	0	21
	95	87	495	582	84	2	12	16	0	8	33
	CHANGE	75+	406+	481+	75+	1-	7-	15-	0	13+	10-
*****											
RURAL	96	114	573	687	56	1	3	0	0	21	1
	95	48	267	315	41	1	6	14	0	8	17
	CHANGE	66+	306+	372+	15+	0	3-	14-	0	13+	16-
SHERIFF	96	3	30	33	2	0	0	0	0	4	1
	95	0	19	19	3	0	0	0	0	0	1
	CHANGE	3+	11+	14+	1-	0	0	0	0	4+	0
STATE POLICE	96	111	543	654	54	1	3	0	0	17	0
	95	48	248	296	32	0	6	14	0	8	16
	CHANGE	63+	295+	358+	16+	1	3-	14-	0	9+	16-
MUNICIPAL	96	48	328	376	103	0	2	1	0	0	22
	95	39	228	267	43	1	6	2	0	0	16
	CHANGE	9+	100+	109+	60+	1-	4-	1-	0	0	6+

# PART II ARRESTS

	COHL VICE	SEX OFFENSES	NARCOTIC AND DRUG	PART II GAMBLING	ARRESTS FAMILY OFFENSES	BY CHARGE DRIVING UND INFL	AND AGENCY TYPE LIQUOR LAHS	DRUNK-ENNESS	DISORD CONDUCT	VAGRANCY	OTHER OFFENSES	SUSPICION	CURFEN LOITER	RUN-AWAYS
039SP	0	0	3	0	1	65	0	2	6	0	16	0	0	0
	0	0	4	0	1	60	0	0	0	0	22	0	0	0
	0	0	3-	0	0	5+	0	2+	6+	0	6-	0	0	0
039Z2	0	0	3	0	0	11	0	4	0	0	7	0	0	0
	0	0	1	0	1	10	5	21	0	0	12	0	0	0
	0	0	2+	0	1-	1+	5-	17-	0	0	5-	0	0	0
03901	0	0	3	0	0	10	0	4	0	0	7	0	0	0
	0	0	1	0	1	10	0	21	0	0	12	0	0	0
	0	0	2+	0	1-	0	5-	17-	0	0	5-	0	0	0
03902	0	0	0	0	0	0	0	0	0	0	0	0	0	0
	0	0	0	0	0	0	0	0	0	0	0	0	0	0
	0	0	0	0	0	0	0	0	0	0	0	0	0	0
03907	0	0	0	0	0	1	0	0	0	0	0	0	0	0
	0	0	0	0	0	0	0	0	0	0	0	0	0	0
	0	0	0	0	0	1+	0	0	0	0	0	0	0	0
040AL	0	6	162	0	6	190	7	70	23	3	186	0	9	15
	0	7	62	0	12	160	3	44	12	2	196	0	0	5
	0	1-	180+	0	6-	30+	4+	26+	11+	1+	10-	0	9+	10+
040RU	0	6	108	0	4	135	5	17	0	0	169	0	0	15
	0	7	37	0	10	184	0	11	0	0	157	0	0	5
	0	1-	71+	0	6-	31+	5+	6+	0	0	12+	0	0	10+
040S0	0	5	104	0	0	114	0	17	0	0	147	0	0	13
	0	2	33	0	10	85	0	9	0	0	121	0	0	4
	0	3+	71+	0	10-	29+	0	8+	0	0	26+	0	0	9+
040SP	0	1	4	0	4	21	5	0	0	0	22	0	0	2
	0	5	0	0	0	19	0	2	0	0	36	0	0	1
	0	4-	0	0	4+	2+	5+	2-	0	0	14-	0	0	1+
040Z2	0	0	54	0	2	55	2	53	23	3	17	0	9	0
	0	0	25	0	2	56	3	33	12	2	39	0	0	0
	0	0	29+	0	0	1-	1-	20+	11+	1+	22-	0	9+	0
04001	0	0	54	0	2	44	2	21	2	0	17	0	9	0
	0	0	25	0	2	45	3	14	0	0	32	0	9	0
	0	0	29+	0	0	1-	1-	5+	2+	0	15-	0	9+	0
04004	0	0	0	0	0	11	0	32	21	3	0	0	0	0
	0	0	0	0	0	11	0	17	12	2	7	0	0	0
	0	0	0	0	0	0	0	15+	9+	1+	7-	0	0	0
041AL	3	17	190	1	50	576	21	385	57	2	434	0	7	27
	0	5	180	3	65	570	22	531	83	0	264	0	39	52
	3+	12+	10+	2-	15-	6+	1-	146-	46-	2+	170+	0	32-	25-
041RU	1	11	84	0	35	354	4	127	9	1	138	0	5	23
	0	9	107	0	15	383	0	161	21	0	109	0	0	44
	1+	6+	23-	0	20+	29-	4+	34-	12-	1+	29+	0	5+	21-
041S0	0	8	24	0	29	168	0	72	9	1	49	0	0	20
	0	1	6	0	14	285	0	124	20	0	45	0	0	36
	0	7+	18+	0	15+	117-	0	52-	11-	1+	4+	0	0	16-
041SP	1	3	60	0	6	186	4	55	0	0	89	0	5	3
	0	4	101	0	1	98	0	37	1	0	64	0	0	8
	1+	1-	41-	0	5+	88+	4+	18+	1-	0	25+	0	5+	5-
041Z2	2	6	106	1	15	222	17	258	28	1	296	0	2	4
	0	0	73	3	50	187	22	370	62	0	155	0	39	8
	2+	6+	33+	2-	35-	35+	5-	112-	34-	1+	141+	0	37-	4-
04101	2	6	106	1	15	188	17	258	27	1	294	0	2	4
	0	0	73	3	49	159	18	356	61	0	151	0	39	7
	2+	6+	33+	2-	34-	29+	1-	98-	34-	1+	143+	0	37-	3-
04103	0	0	0	0	0	2	0	0	1	0	2	0	0	0
	0	0	0	0	1	5	4	6	1	0	4	0	0	1
	0	0	0	0	1-	3-	4-	6-	0	0	2-	0	0	1-
04104	0	0	0	0	0	32	0	0	0	0	0	0	0	0
	0	0	0	0	0	23	0	8	0	0	0	0	0	0
	0	0	0	0	0	9+	0	8-	0	0	0	0	0	0
042AL	0	30	49	0	31	112	55	143	36	0	326	0	7	44
	0	12	29	0	8	78	17	139	24	3	75	0	8	22
	0	18+	20+	0	23+	34+	38+	4+	12+	3-	251+	0	1-	22+
042RU	0	28	48	0	31	77	53	50	0	0	266	0	0	40
	0	10	26	0	7	43	14	46	0	0	51	0	1	22
	0	18+	22+	0	24+	34+	39+	4+	0	0	215+	0	1-	18+
042S0	0	0	2	0	0	11	2	5	0	0	5	0	0	0
	0	0	7	0	0	5	0	0	0	0	0	0	0	0
	0	0	5-	0	0	6+	2+	5+	0	0	5+	0	0	0
042SP	0	28	46	0	31	66	51	45	0	0	261	0	0	40
	0	10	19	0	7	38	14	46	0	0	51	0	1	22
	0	18+	27+	0	24+	28+	37+	1-	0	0	210+	0	1-	18+
042Z2	0	2	1	0	0	35	2	93	36	0	60	0	7	4
	0	2	3	0	1	35	3	93	24	3	24	0	7	0
	0	0	2-	0	1-	0	1-	0	12+	3-	36+	0	0	4+

# PART II ARRESTS

		PART II ARRESTS BY CHARGE AND AGENCY TYPE			ARSON	FORGERY	FRAUD	EMBEZZLE	STOLEN PROPERTY	VANDAL	ILLEGAL WEAPONS
		JUVENILE	ADULTS	GRAND TOTAL	OTHER ASSAULTS						
ELKINS PD	96	44	319	363	102	0	2	1	0	22	8
	95	39	228	267	43	1	6	2	0	16	4
	CHANGE	5+	91+	96+	59+	1-	4-	1-	0	6+	4+
MILL CREEK PD	96	4	9	13	1	0	0	0	0	0	0
	95	0	0	0	0	0	0	0	0	0	0
	CHANGE	4+	9+	13+	1+	0	0	0	0	0	0
*****											
RITCHIE CTY	TOTAL	96	3	226	229	14	0	1	3	0	3
	95	3	276	279	28	1	4	6	0	4	9
	CHANGE	0	50-	50-	14-	1-	3-	3-	0	4-	6-
*****											
RURAL	96	0	159	159	14	0	1	3	0	2	0
	95	3	191	194	27	1	4	6	0	2	3
	CHANGE	3-	32-	35-	13-	1-	3-	3-	0	1-	8-
SHERIFF	96	0	74	74	5	0	0	0	2	0	3
	95	3	96	99	12	1	1	0	1	0	8
	CHANGE	3-	22-	25-	7-	1-	1-	0	1+	0	5-
STATE POLICE	96	0	85	85	9	0	1	3	0	0	0
	95	0	95	95	15	0	3	6	0	1	0
	CHANGE	0	10-	10-	6-	0	2-	3-	0	1-	0
MUNICIPAL	96	3	67	70	0	0	0	0	0	0	0
	95	0	85	85	1	0	0	0	0	3	1
	CHANGE	3+	18-	15-	1-	0	0	0	0	3-	1-
HARRISVILLE PD	96	3	62	65	0	0	0	0	0	0	0
	95	0	85	85	1	0	0	0	0	3	1
	CHANGE	3+	23-	20-	1-	0	0	0	0	3-	1-
PEHNSBORO PD	96	0	5	5	0	0	0	0	0	0	0
	95	0	0	0	0	0	0	0	0	0	0
	CHANGE	0	5+	5+	0	0	0	0	0	0	0
*****											
ROANE CTY	TOTAL	96	28	394	422	32	2	5	2	1	23
	95	37	557	594	30	1	2	21	0	2	27
	CHANGE	9-	163-	172-	2+	1+	3+	36+	2+	1-	4-
*****											
RURAL	96	16	250	266	9	2	3	57	1	0	23
	95	17	292	309	8	1	2	21	0	2	26
	CHANGE	1-	42-	43-	1+	1+	1+	36+	1+	2-	3-
SHERIFF	96	10	215	225	1	2	3	57	1	0	23
	95	14	250	264	2	1	1	21	0	2	26
	CHANGE	4-	35-	39-	1-	1+	2+	36+	1+	2-	3-
STATE POLICE	96	6	35	41	8	0	0	0	0	0	0
	95	3	42	45	6	0	1	0	0	0	0
	CHANGE	3+	7-	4-	2+	0	1-	0	0	0	0
MUNICIPAL	96	12	144	156	23	0	2	0	1	1	0
	95	20	245	265	22	0	0	0	0	0	1
	CHANGE	8-	121-	129-	1+	0	2+	0	1+	1+	1-
SPENCER PD	96	12	144	156	23	0	2	0	1	1	0
	95	20	265	285	22	0	0	0	0	0	1
	CHANGE	8-	121-	129-	1+	0	2+	0	1+	1+	1-
*****											
SUMMERS CTY	TOTAL	96	0	399	399	62	0	14	1	7	8
	95	1	300	301	45	1	0	24	0	5	11
	CHANGE	1-	99+	98+	17+	1-	0	10-	1+	2+	3-
*****											
RURAL	96	0	168	168	18	0	0	14	1	5	6
	95	1	126	127	12	1	0	24	0	3	5
	CHANGE	1-	42+	41+	6+	1-	0	10-	1+	2+	1+
SHERIFF	96	0	62	62	6	0	0	13	0	0	2
	95	1	94	95	4	1	0	24	0	3	5
	CHANGE	1-	32-	33-	2+	1-	0	11-	0	3-	3-
STATE POLICE	96	0	106	106	12	0	0	1	1	5	4
	95	0	32	32	8	0	0	0	0	1	0
	CHANGE	0	74+	74+	4+	0	0	1+	1+	5+	4+
MUNICIPAL	96	0	231	231	44	0	0	0	0	2	2
	95	0	174	174	33	0	0	0	0	2	6
	CHANGE	0	57+	57+	11+	0	0	0	0	0	4-
HINTON PD	96	0	231	231	44	0	0	0	0	2	2
	95	0	174	174	33	0	0	0	0	2	6
	CHANGE	0	57+	57+	11+	0	0	0	0	0	4-
*****											
TAYLOR CTY	TOTAL	96	38	261	299	49	0	2	0	0	7
	95	27	258	285	33	0	3	2	0	12	8
	CHANGE	11+	3+	14+	16+	0	3-	1-	2-	0	1-
*****											
RURAL	96	14	135	149	30	0	0	2	0	5	7
	95	5	97	102	15	0	3	3	2	1	4
	CHANGE	9+	38+	47+	15+	0	3-	1-	2-	4+	3+
SHERIFF	96	12	99	111	27	0	0	2	0	5	7
	95	4	79	83	14	0	3	2	0	1	4
	CHANGE	8+	20+	28+	13+	0	3-	1-	1-	4+	3+

# PART II ARRESTS

	COMPLICE	SEX OFFENSES	NARCOTIC AND DRUG	PART II GAMBLING	ARRESTS BY CHARGE FAMILY OFFENSES	DRIVING UMD INFL	LIQUOR LAWS	DRUNK-ENNESS	DISORD CONDUCT	VAGRANCY	OTHER OFFENSES	SUSPICION	CURFEW LOITER	RUN-AWAYS
04201	0	2	1	0	0	33	1	90	33	0	59	0	5	4
	0	0	2-	0	1-	35	3-	93	24	3-	24	0	7	0
	0	0	0	0	0	2	1	5	3	0	1	0	2	0
	0	0	0	0	0	2+	1+	5+	3+	0	1+	0	2+	0
04202	0	0	0	0	0	0	0	0	0	0	0	0	0	0
	0	0	0	0	0	0	0	0	0	0	0	0	0	0
	0	0	0	0	0	0	0	0	0	0	0	0	0	0
043AL	0	0	7	0	5	47	10	36	2	0	99	0	0	0
	0	0	14-	0	1	60	2	36	2	0	110	0	0	0
	0	0	7-	0	4+	13-	8+	0	0	0	11-	0	0	0
043RU	0	0	7	0	5	39	10	18	1	0	56	0	0	0
	0	0	9	0	1	53	2	14	2	0	64	0	0	0
	0	0	2-	0	4+	14-	8+	4+	1-	0	8-	0	0	0
043SU	0	0	1	0	0	6	0	10	0	0	47	0	0	0
	0	0	3	0	0	11	0	6	2	0	54	0	0	0
	0	0	2-	0	0	5-	0	4+	2-	0	7-	0	0	0
043SP	0	0	6	0	5	33	10	8	1	0	9	0	0	0
	0	0	6	0	1	42	2	8	0	0	10	0	0	0
	0	0	0	0	4+	9-	8+	0	1+	0	1-	0	0	0
043ZZ	0	0	0	0	0	8	0	18	1	0	43	0	0	0
	0	0	5-	0	0	7	0	22	1+	0	46	0	0	0
	0	0	5-	0	0	1+	0	4-	0	0	3-	0	0	0
04301	0	0	0	0	0	5	0	17	1	0	42	0	0	0
	0	0	5-	0	0	7	0	22	0	0	46	0	0	0
	0	0	0	0	0	2-	0	5-	1+	0	4-	0	0	0
04302	0	0	0	0	0	3	0	1	0	0	1	0	0	0
	0	0	0	0	0	3+	0	1+	0	0	1+	0	0	0
044AL	0	1	9	0	7	56	5	97	0	0	119	0	0	6
	1	7	3	0	14	73	17	195	1	0	197	0	0	0
	1-	6-	4+	0	7-	17-	12-	98-	1-	0	78-	0	0	6+
044RU	0	1	9	0	7	44	5	19	0	0	82	0	0	4
	0	7	5	0	14	50	12	42	1-	0	118	0	0	0
	0	6-	4+	0	7-	6-	7-	23-	0	0	36-	0	0	4+
044SU	0	0	3	0	7	22	5	19	0	0	78	0	0	4
	0	7	2	0	14	31	12	36	1	0	108	0	0	0
	0	7-	1+	0	7-	9-	7-	17-	1-	0	50-	0	0	4+
044SP	0	1	6	0	0	22	0	0	0	0	4	0	0	0
	0	0	3	0	0	19	0	6	0	0	10	0	0	0
	0	1+	3+	0	0	3+	0	6-	0	0	6-	0	0	0
044ZZ	0	0	0	0	0	12	0	78	0	0	37	0	0	2
	1	0	0	0	0	23	5	153	0	0	79	0	0	0
	1-	0	0	0	0	11-	5-	73-	0	0	42-	0	0	2+
04401	0	0	0	0	0	12	0	78	0	0	37	0	0	2
	1	0	0	0	0	23	5	153	0	0	79	0	0	0
	1-	0	0	0	0	11-	5-	73-	0	0	42-	0	0	2+
045AL	0	1	22	0	30	111	2	53	7	0	91	0	0	0
	0	0	10	0	16	86	2	13	1	0	83	0	0	0
	0	1+	12+	0	14+	25+	5+	20+	6+	0	8+	0	0	0
045RU	0	1	18	0	3	42	5	6	7	0	35	0	0	0
	0	0	8	0	14	30	0	1	1	0	24	0	0	0
	0	1+	10+	0	11-	12+	5+	5+	6+	0	11+	0	0	0
045SU	0	0	2	0	3	16	0	1	0	0	19	0	0	0
	0	0	2	0	13	19	0	0	0	0	21	0	0	0
	0	0	0	0	10-	3-	0	1+	0	0	2-	0	0	0
045SP	0	1	16	0	0	26	5	5	7	0	16	0	0	0
	0	0	10+	0	1	11	0	1	1	0	3	0	0	0
	0	1+	10+	0	1-	15+	5+	4+	6+	0	13+	0	0	0
045ZZ	0	0	4	0	27	69	0	27	0	0	56	0	0	0
	0	0	2	0	2	56	2	12	0	0	59	0	0	0
	0	0	2+	0	25+	13+	2-	15+	0	0	3-	0	0	0
04501	0	0	4	0	27	69	0	27	0	0	56	0	0	0
	0	0	2	0	2	56	2	12	0	0	59	0	0	0
	0	0	2+	0	25+	13+	2-	15+	0	0	3-	0	0	0
046AL	0	1	28	0	0	80	6	53	15	0	44	0	4	7
	0	0	10	0	0	99	0	58	15	0	40	0	4	2
	0	1-	10+	0	0	19-	6+	5-	0	0	4+	0	0	5+
046RU	0	0	20	0	0	53	1	19	1	0	10	0	0	1
	0	1	7	0	0	38	0	20	1	0	7	0	0	0
	0	1-	13+	0	0	15+	1+	1-	0	0	3+	0	0	1+
046SU	0	0	18	0	0	29	1	14	0	0	8	0	0	0
	0	1	7	0	0	23	0	20	1	0	5	0	0	0
	0	1-	11+	0	0	6+	1+	6-	1-	0	3+	0	0	0

# PART II ARRESTS

		PART II ARRESTS BY CHARGE AND AGENCY TYPE			ARSON	FORGERY	FRAUD	EMBEZZLE	STOLEN PROPERTY	VAINDAL	ILLEGAL WEAPONS
		JUVENILE	ADULTS	GRAND TOTAL	OTHER ASSAULTS						
STATE POLICE	96	1	36	38	3	0	0	0	0	0	0
	95	1	18	19	1	0	0	1	0	0	0
	CHANGE	1+	18+	19+	2+	0	0	1-	0	0	0
MUNICIPAL	96	24	126	150	19	0	0	0	0	7	0
	95	22	161	183	18	0	0	0	0	6	4
	CHANGE	2+	35-	33-	1+	0	0	0	0	1+	4-
GRAFTON PD	96	24	126	150	19	0	0	0	0	7	0
	95	22	161	183	18	0	0	0	0	6	4
	CHANGE	2+	35-	33-	1+	0	0	0	0	1+	4-
*****											
TUCKER CTY TOTAL	96	12	165	177	29	0	1	44	1	0	6
	95	11	155	156	27	0	42	1	0	2	1
	CHANGE	11+	10+	21+	2+	0	1+	2+	0	0	5+
*****											
RURAL	96	12	157	169	28	0	0	44	1	0	6
	95	1	139	140	24	0	0	42	1	1	1
	CHANGE	11+	18+	29+	4+	0	0	2+	0	3+	5+
SHERIFF	96	10	81	91	15	0	0	26	0	2	4
	95	1	62	63	16	0	0	16	0	0	1
	CHANGE	9+	19+	28+	1-	0	0	10+	0	2+	3+
STATE POLICE	96	2	76	78	13	0	0	18	1	2	2
	95	0	77	77	8	0	0	26	1	1	0
	CHANGE	2+	1-	1+	5+	0	0	8-	0	1+	2+
MUNICIPAL	96	0	8	8	1	0	1	0	0	0	0
	95	0	16	16	3	0	0	0	0	1	0
	CHANGE	0	8-	8-	2-	0	1+	0	0	1-	0
PARSONS PD	96	0	8	8	1	0	1	0	0	0	0
	95	0	16	16	3	0	0	0	0	1	0
	CHANGE	0	8-	8-	2-	0	1+	0	0	1-	0
*****											
TYLER CTY TOTAL	96	36	283	319	48	0	5	10	0	6	5
	95	45	240	285	47	0	2	2	0	11	4
	CHANGE	9-	43+	34+	1+	0	3+	8+	0	2-	1+
*****											
RURAL	96	26	197	223	32	0	4	9	0	4	5
	95	16	169	185	33	0	2	2	0	0	4
	CHANGE	10+	28+	38+	1-	0	2+	7+	0	1-	1+
SHERIFF	96	26	167	193	32	0	4	9	0	4	4
	95	9	133	142	27	0	1	2	0	0	3
	CHANGE	17+	34+	51+	5+	0	3+	7+	0	4+	1+
*****											
STATE POLICE	96	0	30	30	0	0	0	0	0	0	1
	95	7	36	43	6	0	1	0	0	0	1
	CHANGE	7-	6-	13-	6-	0	1-	0	0	0	0
MUNICIPAL	96	10	86	96	16	0	1	1	0	2	0
	95	29	71	100	14	0	0	0	1	11	0
	CHANGE	19-	15+	4-	2+	0	1+	1+	0	9-	0
PADEN CITY PD	96	7	59	66	7	0	0	1	0	2	0
	95	12	46	58	4	0	0	0	1	5	0
	CHANGE	5-	13+	8+	3+	0	0	1+	0	3-	0
SISTERSVILLE PD	96	3	27	30	9	0	1	0	0	0	0
	95	17	25	42	10	0	0	0	0	6	0
	CHANGE	14-	2+	12-	1-	0	1+	0	0	6-	0
MIDDLEBOURNE PD	96	0	0	0	0	0	0	0	0	0	0
	95	0	0	0	0	0	0	0	0	0	0
	CHANGE	0	0	0	0	0	0	0	0	0	0
*****											
UPSHUR CTY TOTAL	96	78	854	932	117	1	8	44	0	38	4
	95	105	938	1043	143	1	2	177	0	47	3
	CHANGE	27-	84-	111-	26-	0	6+	133-	0	3-	9-
*****											
RURAL	96	16	377	393	55	1	4	44	0	6	0
	95	18	462	480	51	1	0	177	0	0	0
	CHANGE	2-	85-	87-	4+	0	4+	133-	0	6+	0
SHERIFF	96	1	347	348	51	1	4	44	0	6	0
	95	8	365	373	51	0	0	177	0	0	0
	CHANGE	7-	18-	25-	0	1+	4+	133-	0	6+	0
STATE POLICE	96	15	30	45	4	0	0	0	0	0	0
	95	10	97	107	0	1	0	0	0	0	0
	CHANGE	5+	67-	62-	4+	1-	0	0	0	0	0
MUNICIPAL	96	62	477	539	62	0	4	0	0	32	4
	95	87	476	563	92	0	2	0	0	47	3
	CHANGE	25-	1+	24-	30-	0	2+	0	0	15-	1+
BUCKHANION PD	96	62	477	539	62	0	4	0	0	32	4
	95	87	476	563	92	0	2	0	0	47	3
	CHANGE	25-	1+	24-	30-	0	2+	0	0	15-	1+
*****											
MAYNE CTY TOTAL	96	106	823	929	267	0	7	17	2	3	21
	95	32	770	822	229	3	4	13	0	10	11
	CHANGE	34+	53+	107+	38+	3-	3+	4+	2+	7-	10+



# PART II ARRESTS

	COHL VICE	SEX OFFENSES	NARCOTIC AND DRUG	PART II GAMBLING	ARRESTS BY FAMILY OFFENSES	CHARGE DRIVING UND INFL	AND LIQUOR LAMS	AGENCY TYPE DRUNK-ENNESS	DISORD CONDUCT	VAGRANCY	OTHER OFFENSES	SUSPICION	CURFEW LOITER	RUN-ANAYS
0465P	0	0	2	0	0	24	0	5	1	0	2	0	0	1
	0	0	2+	0	0	15	0	0	0	0	2	0	0	0
	0	0	0	0	0	9+	0	5+	1+	0	0	0	0	1+
0462Z	0	0	0	0	0	27	5	34	14	0	34	0	4	6
	0	0	3	0	0	61	0	38	14	0	33	0	4	2
	0	0	3-	0	0	34-	5+	4-	0	0	1+	0	0	4+
04601	0	0	0	0	0	27	5	34	14	0	34	0	4	6
	0	0	3	0	0	61	0	38	14	0	33	0	4	2
	0	0	3-	0	0	34-	5+	4-	0	0	1+	0	0	4+
047AL	0	1	11	0	4	27	2	5	0	0	40	0	0	2
	0	0	3	0	2	28	6	21	0	0	23	0	0	0
	0	1+	8+	0	2+	1-	4-	16-	0	0	17+	0	0	2+
047RU	0	1	11	0	0	27	2	4	0	0	39	0	0	2
	0	0	0	0	2	27	6	14	0	0	19	0	0	0
	0	1+	8+	0	2-	0	4-	10-	0	0	20+	0	0	2+
04750	0	0	6	0	0	17	1	1	0	0	18	0	0	1
	0	0	0	0	0	11	6	0	0	0	13	0	0	0
	0	0	6+	0	0	6+	5-	1+	0	0	5+	0	0	1+
0475P	0	1	5	0	0	10	1	3	0	0	21	0	0	1
	0	0	3	0	0	16	0	14	0	0	6	0	0	0
	0	1+	2+	0	2-	6-	1+	11-	0	0	15+	0	0	1+
0472Z	0	0	0	0	4	0	0	1	0	0	1	0	0	0
	0	0	0	0	0	1	0	7	0	0	4	0	0	0
	0	0	0	0	4+	1-	0	6-	0	0	3-	0	0	0
04701	0	0	0	0	4	0	0	1	0	0	1	0	0	0
	0	0	0	0	0	1	0	7	0	0	4	0	0	0
	0	0	0	0	4+	1-	0	6-	0	0	3-	0	0	0
048AL	0	0	13	0	7	36	6	35	6	0	136	0	0	5
	0	1	26	0	5	38	11	48	6	0	75	0	0	7
	1+	1-	15-	0	2+	2-	5-	15-	0	0	61+	0	0	2-
048RU	1	0	11	0	3	24	0	18	0	0	107	0	0	5
	0	1	26	0	4	31	6	34	0	0	39	0	0	2
	1+	1-	15-	0	1-	7-	6-	16-	0	0	68+	0	0	3+
04850	1	0	6	0	2	11	0	16	0	0	99	0	0	5
	0	0	15	0	2	21	1	30	0	0	38	0	0	1
	1+	0	9-	0	0	10-	1-	14-	0	0	61+	0	0	4+
0485P	0	0	5	0	1	13	0	2	0	0	8	0	0	0
	0	1	11	0	2	10	5	4	0	0	1	0	0	1
	0	1-	6-	0	1-	3+	5-	2-	0	0	7+	0	0	1-
0482Z	0	0	2	0	4	12	6	17	6	0	29	0	0	0
	0	0	0	0	1	7	5	14	6	0	36	0	0	5
	0	0	2+	0	3+	5+	1+	3+	0	0	7-	0	0	5-
04801	0	0	1	0	0	4	6	14	6	0	25	0	0	0
	0	0	0	0	0	2	3	4	6	0	33	0	0	0
	0	0	1+	0	0	2+	3+	10+	0	0	8-	0	0	0
04802	0	0	1	0	4	8	0	3	0	0	4	0	0	0
	0	0	0	0	1	5	2	10	0	0	3	0	0	5
	0	0	1+	0	3+	3+	2-	7-	0	0	1+	0	0	5-
04803	0	0	0	0	0	0	0	0	0	0	0	0	0	0
	0	0	0	0	0	0	0	0	0	0	0	0	0	0
	0	0	0	0	0	0	0	0	0	0	0	0	0	0
049AL	0	5	27	0	3	146	0	55	11	0	466	0	5	1
	0	6	12	0	0	115	2	168	17	0	332	0	15	0
	0	1-	15+	0	3+	31+	2-	113-	6-	0	134+	0	9-	1+
049RU	0	2	16	0	0	31	0	6	1	0	227	0	0	0
	0	0	0	0	0	47	2	98	0	0	104	0	0	0
	0	2+	16+	0	0	16-	2-	92-	1+	0	123+	0	0	0
04950	0	1	6	0	0	17	0	6	1	0	211	0	0	0
	0	0	0	0	0	27	0	30	0	0	88	0	0	0
	0	1+	6+	0	0	10-	0	24-	1+	0	123+	0	0	0
0495P	0	1	10	0	0	14	0	0	0	0	16	0	0	0
	0	0	0	0	0	20	2	68	0	0	16	0	0	0
	0	1+	10+	0	0	6-	2-	68-	0	0	0	0	0	0
0492Z	0	3	11	0	3	115	0	49	10	0	239	0	6	1
	0	6	12	0	0	68	0	70	17	0	228	0	15	0
	0	3-	1-	0	3+	47+	0	21-	7-	0	11+	0	9-	1+
04901	0	5	11	0	3	115	0	49	10	0	239	0	6	1
	0	6	12	0	0	68	0	70	17	0	228	0	15	0
	0	3-	1-	0	3+	47+	0	21-	7-	0	11+	0	9-	1+
050AL	0	11	72	0	5	146	10	66	16	0	217	0	0	38
	0	11	58	0	0	155	14	87	6	0	179	0	12	13
	0	0	14+	0	5+	9-	4-	21-	10+	0	38+	0	12-	25+

# PART II ARRESTS

		PART II ARRESTS BY CHARGE AND AGENCY TYPE				ARSON	FORGERY	FRAUD	EMBEZZLE	STOLEN PROPERTY	VANDAL	ILLEGAL WEAPONS	
		JUVENILE	ADULTS	GRAND TOTAL	OTHER ASSAULTS								
RURAL	96	55	639	694	228	0	7	17	2	3	29	21	
	95	28	571	599	190	3	1	13	0	4	14	11	
	CHANGE	27+	68+	95+	38+	3-	6+	4+	2+	3-	13+	10+	
SHERIFF	96	3	213	216	85	0	0	15	0	0	2	10	
	95	11	229	240	96	2	0	12	0	1	0	6	
	CHANGE	8-	16-	24-	11-	2-	0	3+	0	1-	2+	4+	
STATE POLICE	96	52	426	478	143	0	7	2	2	3	27	11	
	95	17	342	359	94	1	1	1	0	3	16	5	
	CHANGE	35+	84+	119+	49+	1-	6+	1+	2+	2-	11+	6+	
MUNICIPAL	96	51	184	235	39	0	0	0	0	0	2	0	
	95	24	199	223	39	0	3	0	0	4	1	0	
	CHANGE	27+	15-	12+	0	0	3-	0	0	4-	1+	0	
CEREDO PD	96	28	35	63	4	0	0	0	0	0	0	0	
	95	5	48	53	7	0	2	0	0	0	0	0	
	CHANGE	23+	13-	10+	3-	0	2-	0	0	0	0	0	
KEHOVA PD	96	22	136	158	35	0	0	0	0	0	2	0	
	95	8	115	123	32	0	1	0	0	4	1	0	
	CHANGE	14+	21+	35+	3+	0	1-	0	0	4-	1+	0	
WAYNE PD	96	1	13	14	0	0	0	0	0	0	0	0	
	95	11	36	47	0	0	0	0	0	0	0	0	
	CHANGE	10-	23-	33-	0	0	0	0	0	0	0	0	
FORT GAY PD	96	0	0	0	0	0	0	0	0	0	0	0	
	95	0	0	0	0	0	0	0	0	0	0	0	
	CHANGE	0	0	0	0	0	0	0	0	0	0	0	
WEBSTER CTY	TOTAL	96	6	105	111	29	0	0	2	1	0	1	
	95	1	62	63	13	0	1	5	0	2	3	7	
	CHANGE	5+	63+	48+	16+	0	1-	5-	1+	0	3-	6-	
RURAL	96	6	105	111	29	0	0	2	1	2	0	1	
	95	1	62	63	13	0	1	5	0	2	3	7	
	CHANGE	5+	63+	48+	16+	0	1-	5-	1+	0	3-	6-	
SHERIFF	96	0	9	9	5	0	0	2	0	0	0	0	
	95	0	24	24	7	0	0	5	0	2	2	3	
	CHANGE	0	15-	15-	2-	0	0	3-	0	2-	2-	3-	
STATE POLICE	96	6	96	102	24	0	0	0	1	2	0	1	
	95	1	38	39	6	0	1	0	0	0	1	4	
	CHANGE	5+	58+	63+	18+	0	1-	0	1+	2+	1-	3-	
HIETZEL CTY	TOTAL	96	29	251	280	13	0	4	1	2	0	4	
	95	49	272	321	17	2	1	0	1	1	0	8	
	CHANGE	20-	21-	41-	4-	2-	3+	1+	2+	1-	7-	4-	
RURAL	96	6	129	135	5	0	1	0	2	0	2	1	
	95	3	78	81	11	2	0	0	0	0	1	6	
	CHANGE	3+	51+	54+	6-	2-	1+	0	2+	0	1+	5-	
SHERIFF	96	0	36	36	1	0	1	0	0	0	0	0	
	95	0	29	29	1	0	0	0	0	0	0	1	
	CHANGE	0	7+	7+	0	0	1+	0	0	0	0	1-	
STATE POLICE	96	6	93	99	4	0	0	0	2	0	2	1	
	95	3	49	52	10	2	0	0	0	0	1	5	
	CHANGE	3+	44+	47+	6-	2-	0	0	2+	0	1+	4-	
MUNICIPAL	96	23	122	145	8	0	3	1	0	0	0	3	
	95	46	194	240	6	0	2	1	0	1	8	2	
	CHANGE	23-	72-	95-	2+	0	2+	1+	0	1-	8-	1+	
NEW HARTSVILLE PD	96	23	122	145	8	0	3	1	0	0	0	3	
	95	46	194	240	6	0	2	1	0	1	8	2	
	CHANGE	23-	72-	95-	2+	0	2+	1+	0	1-	8-	1+	
WIRT CTY	TOTAL	96	13	132	145	23	0	1	0	1	0	16	
	95	7	122	129	26	1	0	2	0	1	0	19	
	CHANGE	6+	10+	16+	3-	1-	0	1-	0	0	0	3-	
RURAL	96	13	132	145	23	0	0	1	0	1	0	16	
	95	7	122	129	26	1	0	2	0	1	0	19	
	CHANGE	6+	10+	16+	3-	1-	0	1-	0	0	0	3-	
SHERIFF	96	4	72	76	15	0	0	1	0	0	0	16	
	95	5	91	96	17	1	0	0	0	1	0	18	
	CHANGE	1-	19-	20-	2-	1-	0	1+	0	1-	0	2-	
STATE POLICE	96	9	60	69	8	0	0	0	0	1	0	0	
	95	2	31	33	9	0	0	2	0	1	0	1	
	CHANGE	7+	29+	36+	1-	0	0	2-	0	1+	0	1-	
WOOD CTY	TOTAL	96	553	2514	3067	436	6	45	278	11	32	108	50
	95	513	2554	3067	385	15	22	204	10	8	116	56	
	CHANGE	40+	40-	0	51+	9-	23+	74+	1+	24+	8-	6-	
RURAL	96	25	594	619	57	0	2	250	1	6	7	17	
	95	17	569	586	64	2	3	178	2	1	19	11	
	CHANGE	8+	25+	33+	7-	2-	1-	72+	1-	5+	12-	6+	

# PART II ARRESTS

	COFL VICE	SEX OFFENSES	PART II MARCOTIC GAMBLING AND DRUG	ARRESTS BY CHARGE FAMILY OFFENSES	DRIVING UND INFL	AND AGENCY TYPE LIQUOR LAMS	DRUNK- ENNESS	DISORD CONDUCT	VAGRANCY	OTHER OFFENSES	SUSPICION	CURFEN LOITER	RUN- AWAYS
050RU	0	11	58	0	3	86	10	44	0	167	0	0	8
	0	11	40	0	3	78	12	60	0	147	0	0	11
	0	0	18+	0	3+	8+	2-	16-	0	20+	0	0	3-
050S0	0	1	4	0	2	18	2	11	0	63	0	0	3
	0	4	7	0	0	30	1	26	0	44	0	0	11
	0	3-	3-	0	2+	12-	1+	15-	0	19+	0	0	8-
050SP	0	10	54	0	1	68	8	35	0	104	0	0	5
	0	7	33	0	1+	48	11	54	0	103	0	0	0
	0	3+	21+	0	1+	20+	3-	1-	0	1+	0	0	5+
050Z2	0	0	14	0	2	60	0	22	16	50	0	0	30
	0	0	18	0	0	77	2	27	6	32	0	12	2
	0	0	4-	0	2+	17-	2-	5-	10+	18+	0	12-	28+
05001	0	0	3	0	0	21	0	1	2	6	0	0	26
	0	0	6	0	0	22	0	4	0	8	0	2	2
	0	0	3-	0	0	1-	0	3-	2+	2-	0	2-	24+
05002	0	0	10	0	2	33	0	14	14	44	0	0	4
	0	0	4	0	0	41	1	7	6	24	0	0	0
	0	0	4+	0	2+	8-	1-	7+	8+	20+	0	0	4+
05003	0	0	1	0	0	6	0	7	0	0	0	0	0
	0	0	6	0	0	14	1	16	0	0	0	10	0
	0	0	5-	0	0	8-	1-	9-	0	0	0	10-	0
05004	0	0	0	0	0	0	0	0	0	0	0	0	0
	0	0	0	0	0	0	0	0	0	0	0	0	0
	0	0	0	0	0	0	0	0	0	0	0	0	0
051AL	0	0	3	3	20	19	0	20	0	5	0	0	6
	0	2	5	0	4	8	1	7	0	0	0	0	0
	0	2-	2-	3+	16+	11+	1-	13+	0	0	0	0	6+
051RU	0	0	3	3	20	19	0	20	0	5	0	0	6
	0	2	5	0	4	8	1	7	0	0	0	0	0
	0	2-	2-	3+	16+	11+	1-	13+	0	0	0	0	6+
051S0	0	0	0	0	0	0	0	0	0	2	0	0	0
	0	1	0	0	0	1	0	0	0	1	0	0	0
	0	1-	0	0	0	1-	0	0	0	1-	0	0	0
051SP	0	0	3	3	20	19	0	20	0	5	0	0	6
	0	1	5	0	4	7	1	7	0	2	0	0	0
	0	1-	2-	3+	16+	12+	1-	13+	0	1+	0	0	6+
052AL	0	4	17	0	1	79	14	29	9	98	0	2	1
	0	1	18	0	1	68	6	32	8	138	0	9	2
	0	3+	1-	0	0	11+	8+	3-	1+	40-	0	7-	1-
052RU	0	2	13	0	1	62	14	4	0	27	0	0	1
	0	1	7	0	1	31	6	6	0	8	0	0	1
	0	1+	6+	0	0	31+	8+	2-	0	19+	0	0	0
052S0	0	0	3	0	0	17	7	0	0	7	0	0	0
	0	0	0	0	0	19	5	1	0	2	0	0	0
	0	0	3+	0	0	2-	2+	1-	0	5+	0	0	0
052SP	0	2	10	0	1	45	7	4	0	20	0	0	1
	0	1	7	0	1	12	1	5	0	6	0	0	1
	0	1+	3+	0	0	33+	6+	1-	0	14+	0	0	0
052Z2	0	2	4	0	0	17	0	25	9	71	0	2	0
	0	0	11	0	0	37	0	26	8	130	0	9	1
	0	2+	7-	0	0	20-	0	1-	1+	59-	0	7-	1-
05202	0	2	4	0	0	17	0	25	9	71	0	2	0
	0	0	11	0	0	37	0	26	8	130	0	9	1
	0	2+	7-	0	0	20-	0	1-	1+	59-	0	7-	1-
053AL	0	4	11	0	1	38	15	12	0	22	0	0	1
	0	2	8	0	0	47	5	12	0	12	0	0	1
	0	2+	3+	0	1+	9-	10+	7+	0	10+	0	0	0
053RU	0	4	11	0	1	38	15	12	0	22	0	0	1
	0	2	8	0	0	47	5	12	0	12	0	0	1
	0	2+	3+	0	1+	9-	10+	7+	0	10+	0	0	0
053S0	0	1	3	0	1	25	0	2	0	11	0	0	1
	0	1	6	0	0	37	4	3	0	7	0	0	1
	0	0	3-	0	1+	12-	4-	1-	0	4+	0	0	0
053SP	0	3	8	0	0	13	15	10	0	11	0	0	0
	0	1	2	0	0	10	1	2	0	5	0	0	0
	0	2+	6+	0	0	3+	14+	8+	0	6+	0	0	0
054AL	0	56	245	0	5	278	160	642	21	548	0	27	153
	2	31	245	0	11	319	195	765	19	496	0	44	102
	2-	5+	20-	0	6-	41-	55-	123-	2+	52+	0	17-	51+
054RU	0	4	18	0	3	110	0	29	1	105	0	0	5
	0	9	14	0	5	115	2	24	0	131	0	3	1
	0	3-	4+	0	2-	5-	2-	3+	1+	26-	0	3-	4+

# PART II ARRESTS

		PART II ARRESTS BY CHARGE AND			AGENCY TYPE		ARSON	FORGERY	FRAUD	EMBEZZLE	STOLEN	VANDAL	ILLEGAL
		JUVENILE	ADULTS	GRAND	OTHER	ASSAULTS				PROPERTY		WEAPONS	
SHERIFF	96	4	520	524	54	0	2	250	1	1	7	17	
	95	1	483	484	54	2	2	177	0	1	19	11	
	CHANGE	3+	37+	40+	0	2-	0	73+	1+	0	12-	6+	
STATE POLICE	96	21	74	95	3	0	0	0	0	5	0	0	
	95	16	86	102	10	0	1	1	2	0	0	0	
	CHANGE	5+	12-	7-	7-	0	1-	1-	2-	5+	0	0	
MUNICIPAL	96	528	1920	2448	379	6	43	28	10	26	101	33	
	95	496	1985	2481	321	13	19	26	8	7	97	45	
	CHANGE	32+	65-	33-	58+	7-	24+	2+	2+	19+	4+	12-	
PARKERSBURG PD	96	448	1756	2204	338	5	37	19	5	19	85	32	
	95	411	1812	2223	294	11	15	6	4	5	92	44	
	CHANGE	37+	56-	19-	44+	6-	22+	13+	1+	14+	7-	12-	
VIENNA PD	96	74	150	224	37	1	6	9	5	6	16	0	
	95	72	159	231	20	2	3	19	4	2	5	1	
	CHANGE	2+	9-	7-	17+	1-	3+	10-	1+	4+	11+	1-	
MILLIAMSTOWN PD	96	6	14	20	4	0	0	0	0	1	0	1	
	95	13	14	27	7	0	1	1	0	0	0	0	
	CHANGE	7-	0	7-	3-	0	1-	1-	0	1+	0	1+	
*****													
MORGANTOWN PD	96	44	446	490	76	0	12	5	0	3	7	19	
	95	17	446	463	92	0	0	2	2	7	2	18	
	CHANGE	27+	0	27+	16-	0	12+	3+	2-	4-	5+	1+	
*****													
RURAL	96	5	243	248	41	0	1	5	0	2	0	14	
	95	7	217	224	44	0	0	2	1	6	2	8	
	CHANGE	2-	26+	24+	3-	0	1+	3+	1-	4-	2-	6+	
SHERIFF	96	2	163	165	29	0	0	3	0	0	0	12	
	95	5	161	166	34	0	0	1	0	5	1	7	
	CHANGE	3-	2+	1-	5-	0	0	2+	0	5-	1-	5+	
STATE POLICE	96	3	80	83	12	0	1	2	0	2	0	2	
	95	2	56	58	10	0	0	1	1	1	0	1	
	CHANGE	1+	24+	25+	2+	0	1+	1+	1-	1+	1-	1+	
MUNICIPAL	96	39	203	242	35	0	11	0	0	1	7	5	
	95	10	229	239	48	0	0	0	1	1	0	10	
	CHANGE	29+	26-	3+	13-	0	11+	0	1-	0	7+	5-	
MULLENS PD	96	15	73	88	0	0	0	0	0	0	0	0	
	95	3	93	96	10	0	0	0	1	0	0	1	
	CHANGE	12+	20-	8-	10-	0	0	0	1-	0	0	1-	
PINEVILLE PD	96	6	43	49	11	0	3	0	0	0	4	0	
	95	3	45	48	10	0	0	0	0	0	0	1	
	CHANGE	3+	2-	1+	1+	0	3+	0	0	0	4+	1-	
OCEANA PD	96	18	87	105	24	0	8	0	0	1	3	5	
	95	4	91	95	28	0	0	0	0	1	0	8	
	CHANGE	14+	4-	10+	4-	0	8+	0	0	0	3+	3-	

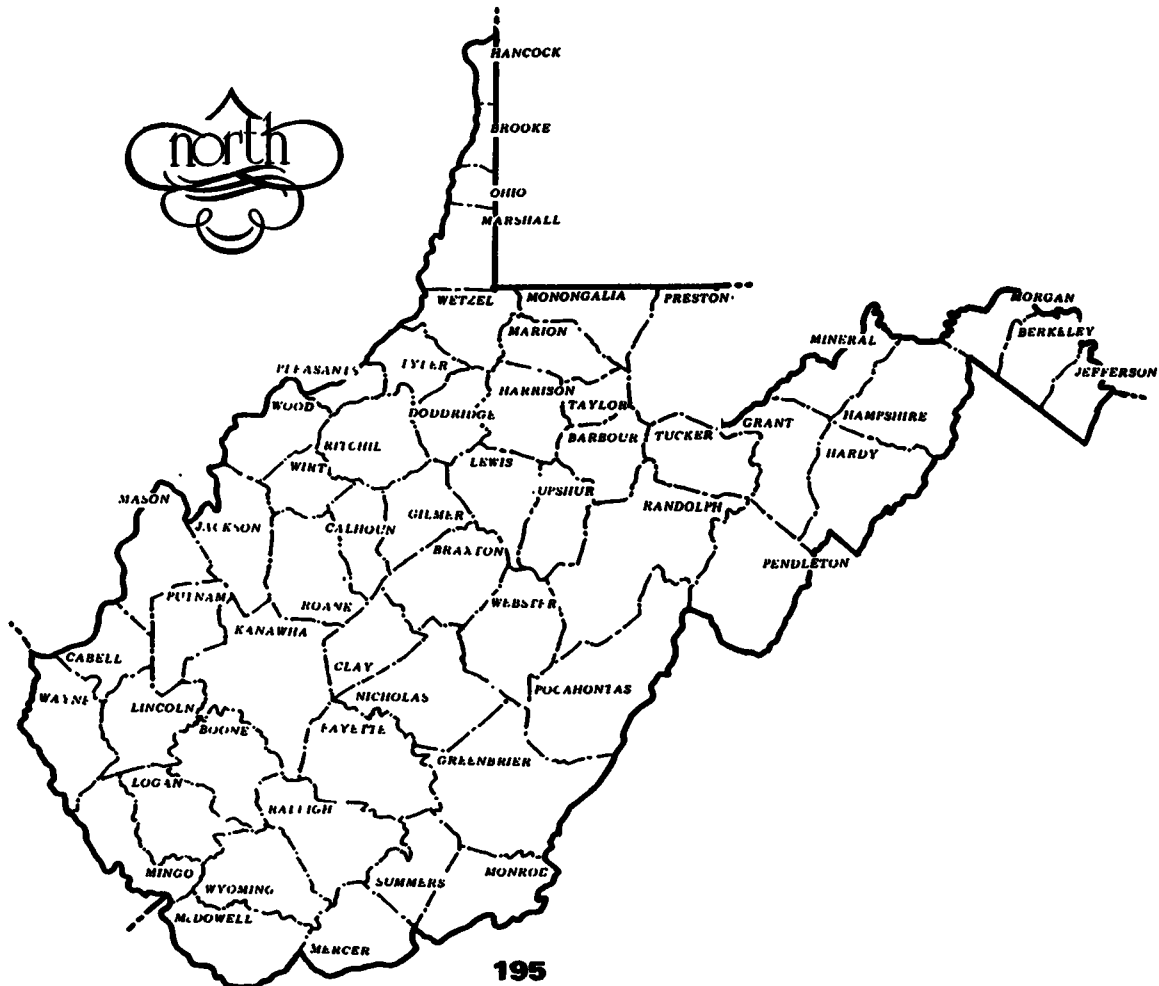
## PART II ARRESTS

	COMPL VICE	SEX OFFENSES	PART II NARCOTIC AND DRUG	GAMBLING	ARRESTS BY CHARGE FAMILY OFFENSES	DRIVING UND INFL	LIQUOR LANS	AGENCY TYPE DRUNK-ENNESS	DISORD CONDUCT	VAGRANCY	OTHER OFFENSES	SUSPICION	CURFEM LOITER	RUN-AWAYS
05450	0	2	16	0	0	76	0	12	0	1	85	0	0	0
	0	6	8	0	5	79	0	15	0	2	103	0	0	0
	0	4-	8+	0	5-	3-	0	3-	0	1-	18-	0	0	0
0545P	0	2	2	0	3	34	0	17	1	3	20	0	0	5
	0	3	6	0	0	36	2	9	0	0	28	0	3	1
	0	1-	4-	0	3+	2-	2-	8+	1+	3+	8-	0	3-	4+
0542Z	0	32	227	0	2	168	140	572	20	2	443	0	27	148
	2	22	251	0	6	204	193	741	19	0	365	0	41	101
	2-	10+	24-	0	4-	36-	53-	128-	1+	2+	78+	0	14-	47+
05401	0	32	211	0	0	141	121	572	12	2	416	0	27	130
	2	19	225	0	2	169	163	704	12	0	334	0	41	81
	2-	13+	14-	0	2-	28-	42-	132-	0	2+	82+	0	14-	49+
05402	0	0	11	0	1	24	19	40	8	0	25	0	0	16
	0	3	21	0	0	30	26	34	7	0	31	0	0	20
	0	3-	10-	0	0	6-	7-	4+	1+	0	6-	0	0	4-
05403	0	0	5	0	1	3	0	1	0	0	2	0	0	2
	0	0	5	0	3	5	4	1	0	0	0	0	0	0
	0	0	0	0	2-	2-	4-	0	0	0	2+	0	0	2+
*****														
055AL	1	5	57	0	20	116	33	45	14	0	91	0	5	1
	0	5	17	2	23	133	35	34	13	0	76	0	0	2
	1+	0	20+	2-	3-	17-	2-	11+	1+	0	15+	0	5+	1-
*****														
055RU	1	4	23	0	17	48	10	8	6	0	67	0	0	1
	0	3	9	0	15	42	8	5	6	0	51	0	0	2
	1+	1+	14+	0	2+	14-	2+	3+	0	0	16+	0	0	1-
055S0	1	2	11	0	17	38	0	0	0	0	51	0	0	1
	0	3	3	0	14	50	1	0	0	0	45	0	0	2
	1+	1-	8+	0	3+	12-	1-	0	0	0	6+	0	0	1-
055SP	0	2	12	0	0	10	10	8	6	0	16	0	0	0
	0	0	6	0	1	12	7	5	6	0	6	0	0	0
	0	2+	6+	0	1-	2-	3+	3+	0	0	10+	0	0	0
0552Z	0	1	14	0	3	68	23	37	8	0	24	0	5	0
	0	2	8	2	8	71	27	29	7	0	25	0	0	0
	0	1-	6+	2-	5-	3-	4-	8+	1+	0	1-	0	5+	0
05501	0	0	3	0	0	23	18	34	5	0	0	0	5	0
	0	0	1	2	0	24	24	29	4	0	0	0	0	0
	0	0	2+	2-	0	1-	6-	5+	1+	0	0	0	5+	0
05502	0	0	4	0	1	21	0	3	0	0	2	0	0	0
	0	1	1	0	1	29	0	0	0	0	5	0	0	0
	0	1-	3+	0	0	8-	0	3+	0	0	3-	0	0	0
05503	0	1	7	0	2	24	5	0	3	0	22	0	0	0
	0	1	6	0	7	18	3	0	3	0	20	0	0	0
	0	0	1+	0	5-	6+	2+	0	0	0	2+	0	0	0

# DEPARTMENT OF NATURAL RESOURCES

DIST 1	DIST 2	DIST 3	DIST 4	DIST 6
BRAXTON	BERKELEY	BRAXTON	BOONE	CALHOUN
BROOKE	GRANT	CLAY	FAYETTE	CABELL
HANCOCK	HAMPSHIRE	LEWIS	GREENBRIER	DODDRIDGE
HARRISON	HARDY	NICHOLAS	LINCOLN	GILMER
MARION	JEFFERSON	POCAHONTAS	LOGAN	JACKSON
MARSHALL	MINERAL	RANDOLPH	McDOWELL	KANAWHA
MONONGALIA	MORGAN	UPSHUR	MERCER	MASON
OHIO	PENDLETON	WEBSTER	MINGO	PLEASANTS
PRESTON			MONROE	PUTNAM
TAYLOR			RALEIGH	RITCHIE
TUCKER			SUMMERS	ROANE
WETZEL			WAYNE	TYLER
			WYOMING	WIRT
				WOOD

*NOTE: DISTRICT 5 WAS SPLIT INTO DISTRICTS 4 AND 6. ABOVE ARE THE COUNTIES COVERED BY EACH OF THE DISTRICTS. THE FOLLOWING PAGE DEPICTS THE ARREST ACTIVITY BY DISTRICT.*



# DEPARTMENT OF NATURAL RESOURCES - ARRESTS FOR 1996

## TOTAL DNR ARRESTS (ALL DISTRICTS)

Age	<10	10-12	13-14	15	16	17	18	19	20	21	22	23	24	25-29	30-34	35-39	40-44	45-49	50-54	55-59	60-64	65+	TOTAL
FEL ASSAULT																1							1
SIMPLY ASSAULT							1																1
WEAPONS		1		4	3	7	7	5	6	6	7	7	4	37	39	23	19	12	9	3	2	1	202
DRUGS					1		3	1	2		3	1	1	5	8	5	2	2					34
DRUNKENNESS																1							1
OTHER													1					1					2
<b>TOTAL</b>		1		4	4	7	11	6	8	6	10	8	6	42	47	30	21	15	9	3	2	1	241

## DNR ARRESTS - DISTRICT 1

WEAPONS		1								1	1		5	3	1								12
DRUGS														1									1
<b>TOTAL</b>		1								1	1		6	3	1								13

## DNR ARRESTS - DISTRICT 2

FEL ASSAULT																1							1
SIMPLY ASSAULT							1																1
WEAPONS				4	1	2	4	1	2	2	1	9	19	3	1	3					1		53
DRUGS														1									1
<b>TOTAL</b>				4	2	2	4	1	2	2	1	9	19	5	1	3					1		56

## DNR ARRESTS - DISTRICT 3

WEAPONS				1										3	2		1	1					8
DRUGS						2	1			1		1	2	2	1								10
DRUNKENNESS															1								1
OTHER												1						1					2
<b>TOTAL</b>				1	2	1				1	1	1	3	5	1	2	1						21

## DNR ARRESTS - DISTRICT 4

WEAPONS						2	1						4										7
DRUGS				1					2		1	3	2	1	1								11
<b>TOTAL</b>				1		2	1		2		1	7	2	1	1								18

## DNR ARRESTS - DISTRICT 5

WEAPONS	1		1	1	4	1	1	3	3	3		7	3	10	8	4	4	2	1	1			58
DRUGS					1	1	1		1				3	1									8
<b>TOTAL</b>	1		1	1	5	2	2	3	4	3		7	6	11	8	4	4	2	1	1			66

## DNR ARRESTS - DISTRICT 6

WEAPONS			2	3	1		1	1	2	1	1	3	12	11	7	10	4	4	1				64
DRUGS													1			2							3
<b>TOTAL</b>			2	3	1		1	1	2	1	1	3	12	12	7	10	6	4	1				67

# ARSON 1996

## CRIME CLOCK-1 ARSON EVERY 22 HOURS, 24 MINUTES

### DEFINITION

The offense of arson is defined by the National Uniform Crime Reporting (UCR) Program to include any willful or malicious burning or attempts to burn, with or without intent to defraud, a dwelling, public housing, motor vehicle or aircraft, personal property of another, etc.

Early in 1979, in accordance with the FBI-UCR Program, the West Virginia UCR Program began collecting arson data submitted by the UCR contributing agencies.

Reported Arson offenses during 1996 show 391 offenses with estimated property loss of \$4,967,783. 1995 figures reported 1,055 arson offenses with property loss estimated at \$5,885,679. The number of offenses decreased 62.9% while the estimated property loss decreased 15.6%.

Law enforcement agencies cleared 83 arson offenses during 1996 for a clearance rate of 21.2%.

### ESTIMATED PROPERTY DAMAGE

	1995	1996	% CHANGE
<b>TOTAL</b>	\$ 5,885,679	\$ 4,967,783	- 15.6 %
<b>STRUCTURAL</b>	\$ 5,338,855	\$ 4,459,472	- 19.7 %
<b>MOBILE</b>	\$ 477,461	\$ 501,632	+ 4.8 %
<b>OTHER</b>	\$ 69,363	\$ 6,679	- 90.4 %

### OFFENSES

	1995	1996	% CHANGE
<b>TOTAL</b>	\$ 1,055 (100%)	\$ 391 (100%)	- 62.9 %
<b>STRUCTURAL</b>	\$ 913 (86.5%)	\$ 268 (68.5%)	- 81.6 %
<b>MOBILE</b>	\$ 98 (9.3%)	\$ 99 (25.3%)	+ 1.0 %
<b>OTHER</b>	\$ 44(4.2 %)	\$ 24 (6.1%)	- 45.5 %

YEAR	OFFENSE	% CHANGE
1987	447	
1988	582	+ 30.2 %
1989	548	- 5.8 %
1990	503	- 8.2 %
1991	529	+ 5.2 %
1992	462	- 12.7 %
1993	439	- 5.0 %
1994	404	- 7.7 %
1995	1,055	+ 160.5 %
<b>1996</b>	<b>391</b>	<b>- 62.9 %</b>



## ARSON JAN - DEC 1996

	OFFENSES REPORTED TO POLICE	UNFOUNDED OFFENSES	NUMBER OF ACTUAL OFFENSES	TOTAL CLEARED BY ARREST	TOTAL CLEARED BY ARREST OF JUVENILES	OFFENSES WHERE STRUCTURE NOT IN USE	ESTIMATED VALUE OF PROPERTY DAMAGE
A-SINGLE OCCUPANCY RESIDENTIAL: HOUSES, TOWNHOUSES, DUPLEXES, ETC.	151	2	149	42	11	40	\$ 2,327,177
B-OTHER RESIDENTIAL: APARTMENTS, HOTELS, MOTELS, INNS, DORMITORIES, BOARDING HOUSES, ETC.	40	1	39	16	4	5	\$ 802,728
C-STORAGE: BARNs, GARAGES, WAREHOUSES, ETC	34	1	33	4	1	13	\$899,985
D-INDUSTRIAL/MANUFACTURING	3	0	3	2	0	1	\$600
E-OTHER COMMERCIAL: STORES, RESTAURANTS, OFFICES, ETC.	15	0	15	2	0	2	\$327,547
F-COMMUNITY/PUBLIC: CHURCHES, JAILS, SCHOOLS/COLLEGES, HOSPITALS, ETC	18	0	18	3	2	1	\$28,535
G-ALL OTHER STRUCTURE: OUT BUILDINGS MONUMENTS, BUILDINGS UNDER CONSTRUCTION	12	1	11	1	1	6	\$72,900
TOTAL STRUCTURE	273	5	268	70	19	68	\$4,459,472
H-MOTOR VEHICLES: AUTOMOBILES, TRUCKS, BUSES, MOTORCYCLES, ETC.	89	2	87	9	2		\$443,082
I-OTHER MOBILE PROPERTY: TRAILERS AIRPLANES, BOATS, ETC.	12	0	12	1	0		\$58,550
TOTAL MOBILE	101	2	99	10	2		\$501,632
J-TOTAL OTHER: CROPS, TIMBER, FENCES, SIGNS, ETC.	24	0	24	3	1		\$6,679
<b>GRAND TOTAL</b>	<b>398</b>	<b>7</b>	<b>391</b>	<b>83</b>	<b>22</b>	<b>68</b>	<b>\$4,967,783</b>

\*\*\* NUMBER OF ARSON REPORTS WITH ACTIVITY 226

# DOMESTIC VIOLENCE

The increasing incidence of abuse between family members prompted the enactment of House Bill 802 which resulted in West Virginia State Law §48-2A. This law mandated the collection of domestic violence. Information on spouses, persons living as spouses, persons who formerly resided as spouses, parents, children and step children or other persons related by blood or marriage is collected.

**Abuse:** the occurrence of one or more of the following acts between family or household members who reside together or who formerly resided together:

1. Attempting to cause or intentionally, knowingly or recklessly causing bodily injury with or without a dangerous or deadly weapon.
2. Placing, by physical menace, another in fear of imminent serious bodily injury.
3. Sexually abusing a person under the age of 18 years.

The following information on Domestic Violence is in compliance with State Code §48-2A-9. Collecting the information on Domestic Violence began on July 1, 1981.

Law enforcement agencies reported they received a total of 9,678 complaints on Domestic Violence for 1996. This represented an 0.8 % increase over the 1995 figure of 9,601. They investigated 9,313 (96.2%) of these complaints. Of the complainants who were victims, 1,116 (12.6%) were male, 7,743 (87.4%) female and 3,514 (36.3%) of them had filed a previous complaint. Repeated Abuse Victims suffered Homicides, 2,685 Simple Assaults and 215 Felonious Assaults. Protection Orders were violated in 137 (1.4%) cases.

VICTIM			OFFENDER	
8,313	FEMALES	(85.9%)	1,174	FEMALES(12.1%)
1,363	MALES	(14.1%)	8,501	MALES(87.9%)

## WEAPONS USED

HANDS, FIST	7,348	(91.7%)
GUNS	150	(1.9%)
CLUBS	318	(4.0%)
KNIVES	198	(2.5%)

EXTENT OF ABUSE			ACTION TAKEN ON TOTAL COMPLAINTS		
SIMPLE ASSAULT	7,528	(77.8%)	ARREST	3,467	(35.8%)
FELONIOUS ASSAULT	496	(5.1%)	REFERRED	5,845	(60.4%)
HOMICIDE	24	(0.2%)	OTHER	1,953	(20.2%)
OTHER	1,645	(17.0%)			

- △ The average **offender** age was 32 while the youngest was 3 and the oldest was 83
- △ Average **victim** was 30, the youngest was 1, and the oldest was 94.
- △ Average response time was 14.43 minutes.

# DOMESTIC VIOLENCE 1996

<b>WIFE</b>	<b>3,262</b>	<b>44.9%</b>
Common Law Wife	1,313	18.1%
Ex-Wife	427	5.9%
Mother	349	4.8%
Husband	348	4.8%
Ex-Girlfriend	256	3.5%
Sister	199	2.7%
Daughter	186	2.6%
Other Family	145	2.0%
Son	132	1.8%
Father	129	1.8%
In-Law	114	1.6%
Brother	112	1.5%
Ex-Husband	76	1.0%
Step-Daughter	47	.6%
Step-Sister	45	.6%
Ex-Boyfriend	29	.4%
Step-Father	24	.3%
Step-Mother	15	.2%
Grandmother	14	.2%
Niece	14	.2%
Aunt	10	.1%
Grandfather	8	.1%
Granddaughter	7	.1%
Nephew	2	.0%
Cousin	2	.0%

<b>DAY OF WEEK</b>		
SUNDAY	1,655	17.1%
MONDAY	1,275	13.2%
TUESDAY	1,303	13.5%
WEDNESDAY	1,163	12.0%
THURSDAY	1,230	12.7%
FRIDAY	1,324	13.7%
<b>SATURDAY</b>	<b>1,728</b>	<b>17.9%</b>

<b>MONTH</b>		
JANUARY	772	8.0%
FEBRUARY	779	8.0%
MARCH	754	7.8%
APRIL	807	8.3%
MAY	887	9.2%
JUNE	897	9.3%
<b>JULY</b>	<b>920</b>	<b>9.5%</b>
AUGUST	839	8.7%
SEPTEMBER	722	7.5%
OCTOBER	743	7.7%
NOVEMBER	753	7.8%
DECEMBER	804	8.3%

## **CAVEAT**

### **CHILD ABUSE CASES FROM HUMAN SERVICES**

Although West Virginia State Code §48-2A-9 mandates the West Virginia Department of Health and Human Resources to report to the Department of Public Safety in those instances of child abuse reported to the department which are not otherwise reported to any other law enforcement agency, DHHR was unable to provide the 1996 child abuse statistics as required. DHHR stated that such figures for 1996 are substantially understated due to the lack of statistics from numerous counties. Reproduction of these figures in the report would misrepresent the number of child abuse cases. Due to this fact, the information could not be supplied.

# DOMESTIC VIOLENCE

## 1996

AGENCY ID	TOTAL COMPL	TOTAL INVEST	MALE	FEMALE	COMPLAINANT VICTIM	INFORM REPEAT	PRIOR COMPL	*SIM *ASS	EXTENT OF ABUSE	FEL ASS	HOMICIDE	OTH#	*ARREST	ACTION REFER	TAKEN	OTH#	PROT VIOL
SP BERKELEY SPRINGS	18	15	2	16	15	9	41	17				1	5	11		2	
SP BUCKHANNON	20	17	3	17	19	5	5	14				1	6	18			
SP CHARLES TOWN	75	74	9	66	75	13	23	75					70	15		3	
SP CLASSON	3	1		3	2			2						20		3	
SP ARIDGEPORT	33	33	5	27	29	15	49	19			1		10	2		1	
SP CLAY	10	10	1	7	7	2	3	8					6	1		1	
SP ELIZABETH	114	109	15	99	108	56	198	83		1		29	37	57		24	1
SP ELKINS	28	28	4	24	24	6	24	15		1		8	10	22		5	1
SP FAIRMONT	40	31	3	37	36	7	13	35		1		4	24	10		6	1
SP GLENVILLE	1	1		1	1							1				1	
SP GRAFTON	4	3	1	3	4			4					3	2		1	2
SP HARLIN	125	110	13	111	118	56	199	116		5		7	69	81		15	
SP HARRISVILLE	5	4	2	4	4	2		4					3	1			
SP HURTINGTON	17	14	4	13	17	8	12	17		1			4	13			
SP KEYSER	31	30	8	23	31	7	29	29					18	11		5	
SP KINGHOOD	15	15	1	14	14	1		15					8	8		1	
SP HARLINTON	12	12		12	10	10	38	8				4	6	11		3	1
SP HARTINSBURG	94	81	9	85	91	38	137	92		1		3	48	48		6	1
SP MONTGOMERY	3	3	1	2	2	1		2				1	1	2		4	1
SP MOOREFIELD	15	15	2	13	15	4	10	14		1		22	11	1			
SP MORGANTOWN	70	67	6	64	70	4	86	48		1			41	69		4	
SP MOUNDSVILLE	8	8	2	6	4	4	11	7		1			8	4			
SP PADER CITY	1	1		1	1								1	4		1	
SP PARKERSBURG	6	6	1	5	6	2	5	4		1		2	1	5		1	
SP PARSONS	17	16	1	16	14	7	13	13		1		3	12	5		1	
SP PETERSBURG	17	15	4	13	17	3	6	17					4	2		1	
SP PHILIPPI	17	15	4	13	17	6	15	17					12	6		1	
SP PRINCETON	36	28	3	33	36	12	24	36		1			33	2		1	
SP RICHWOOD	2	2		2	2								2	2			
SP RIPLEY	5	5		5	5			5					5	5			
SP ROMNEY	35	34	1	34	35	8	1	29		5		1	25	18		2	
SP SO. CHARLESTON	36	31	6	30	34	14	37	33				3	22	10		4	
SP SPENCER	5	5	2	3	5			5					3	4		1	
SP SUMMERSVILLE	5	5		5	5								4	8		5	
SP SUTTON	25	23	1	22	16	3	3	19		5		1	17	1		1	
SP WHEELING	3	3		3	3								2	1			
SP HAYNE	131	130	22	109	131	24	86	97				22	57	69		12	2
SP HERSTON	68	64	10	58	65	18	50	62		2		3	46	54		4	
SP WESTON	15	15	6	9	12	8	7	11		1		3	6	10		3	
SP WEST UNION	17	17	1	17	17	3	9	11		3		6	2	6		5	3
SP WILLIAMSON	39	38	4	35	30	10	28	21		1		14	28	29		13	
SP WINDFIELD	16	16	1	15	14	5	9	8				13	7	1		3	
SP HUNDRED	11	11	1	10	11			8				3	1	2		2	
SP REN CUMBERLAND	1	1		1	1												
PD BELMONT	4	4	1	3	4	2	2	4		1		1	3	3		2	
PD PHILIPPI	14	14	1	12	13	3	3	12		1		1	11	2		2	
SO BERKELEY CO	307	307	49	258	278	134	395	188		3		124	47	300		84	4
PD MARTINSBURG	354	311	64	273	272	126	192	350				4	64	283		66	
SO BOONE CO	57	57	8	49	56	2	4	57					26	55		26	
PD WHITESVILLE	3	3		3	3							2	1	1		3	

# DOMESTIC VIOLENCE

1996

AGENCY ID	TOTAL COMPL	TOTAL INVEST	MALE	FEMALE	COMPLAINANT VICTIM	INFO REPEAT	PRIOR COMPL	ASS	FEL	HOMICIDE	OTH	ARREST	REFER	OTH	PROT VIOL
SO BROOKE	42	41	4	38	40	21	68	41	8		1	8	35	3	
PD FOLLENSBEE	8	8	1	1	2	1	9	2				5	2	1	
PD WELLSBURG	2	2	1	1	2	1	4	2		1	22	3	194	2	
SO CARBELL	195	195	23	172	189	89	172	191			4	73	14		
PD BARBOURSVILLE	17	17	4	13	17	3	3	10			4	3	391		29
PD HURTINGTON	747	727	98	649	738	418	737	582			159	244	12	268	
PD MILTON	13	13	2	11	13	5	23	10			2	5			
MARKSHALL UNIVERSITY	2	2	2	2	2	8	28	27			5	4	18	15	1
SO CALHOUN	35	15	2	33	29	2			2			4	2		
PD GRANTSVILLE	2	2	1	1	2	2	2	1			1	2			
SO CLAY	2	2	1	1	2	2	2	1			1	2			
SO DODDRIDGE	25	25	6	19	25	1	2	25			4	4	11	5	1
SO FAYETTE CO	22	22	2	20	22	5	3	18			4	1	19	3	1
PD ANSIED	3	3	2	3	3	2	3	3			1	1	3	6	1
PD MONTGOMERY	18	18	2	16	18	7	13	15		1	1	5	7		
PD MOUNT HOPE	9	8	2	9	7	7	13	19			1	6	4		
PD OAK HILL	32	30	7	25	29	16	19	30			1	13	20	4	
PD GAULEY BRIDGE	1	1	1	1	1	1	2	1			1	1		1	
SO GILMER CO	17	12	1	16	17	6	11	4			10	1	12	4	
SO GRANT CO	4	4	1	4	4	3	11	3			1	3	1	4	
PD GREENBURG CO	20	16	1	19	20	13	30	20			1	4	14	2	
SO GREENBRIER CO	5	5	1	4	5	1	2	4			1	3	1	7	
PD RAINHELLE	33	25	1	33	32	3	5	20			12	3	13	3	
PD WHITE SUL. SPOS.	13	13	1	12	13	7	8	10			1	17	4	4	1
PD HAMPSHIRE	19	19	4	15	17	2	4	16			1	19	2		
SO ROMNEY	2	2	1	2	1	1	23	7			2	2		6	
SO HANCOCK CO	9	9	1	8	6	1	1	7		2	5	48	11	26	
PD CHESTER	97	92	23	74	89	35	1	89		2	10	37	67	8	
PD WEIRTON	86	82	13	73	61	3	1	70			10	2	1		
PD NEW CUMBERLAND	3	3	1	3	3	1	1	3			2	2	5	3	
SO HARDY CO	3	3	2	2	3	1	18	13			2	10	175	2	1
PD MOOREFIELD	17	17	1	15	17	7	18	13			4	65	148	2	2
SO HARRISON CO	191	184	24	167	178	99	393	137			44	75	11	37	1
PD BRIDGEPORT	17	15	3	14	15	3	5	14			4	7	148	9	1
PD CLARKSBURG	161	159	22	139	161	49	157	150			17	5	19	1	1
PD SHINSTON	17	17	1	16	13	6	18	10			7	14	2	2	1
PD STONEHOOD	36	35	10	26	36	8	30	26			1	14	19	2	
PD AMMOORE	6	6	4	6	6	7	2	4			3	13	8	3	
SO JACKSON CO	24	19	2	20	24	2	13	21			2	8	2	5	
PD RAVENSHOOD	10	10	8	8	10	2	13	8			2	5	2	3	
PD RIPLEY	9	8	2	9	9	6	8	8			2	5	1	3	
SO JEFFERSON CO	14	14	2	12	14	14	8	13			1	6	8	4	4
PD CHARLES TOWN	34	34	1	33	33	14	47	29			4	12	32	15	
PD KATHSON	34	33	2	32	32	2	2	2			5	12	1	4	
PD HARPERS FERRY	2	2	46	54	58	480	1009	481		1	92	137	330	122	1
SO KANAWHA CO	589	582	150	784	890	52	91	497			89	279	370	309	1
PD CHARLESTON	936	913	14	784	88	88	91	43			20	46	95		28
PD SUDBAR	109	108	14	95	108	20	4	43			32	15	75		
PD SUDBAR	75	68	14	61	57	4	4	15			18	18	31		
PD MITRO	49	49	3	46	47	1	1	13		2	34	18	31		
PD ST. ALBANS															

AGENCY ID	TOTAL COMPL	TOTAL INVEST	*****COMPLAINANT INFO*****	PRIOR COMPL	XSIM XASS	*****EXTENT OF ABUSE*****	FEL ASS	HOMICIDE	OTHA	*****ACTION TAKEN*****	ARREST	REFER	OTHA	PROT VIOL
FD CHESAPEAKE	23	22	21	23	8	27	1		5	12	10	3	3	1
PD CLENDENIN	4	11	10	11	2	6			1	3	3	1	1	
PD CEDAR GROVE	11	11	10	11	5	13			1	7	9	1	1	
IV STATE COLLEGE	5	5	4	4	3	5			3	4	4	1	1	
SO LEHIS CO	17	14	13	16	4	2			4	14	14	1	1	
PS WESTON	14	13	11	14	3	2			2	13	3	1	1	
SO LOGAN	95	88	78	92	47	101	1		1	62	95	7	7	8
PD LUGAN	8	8	7	8	4	16			1	8	8	1	1	
PD CHAPMANVILLE	5	5	5	5	5	10				3	2	2	2	
PD HELCH	6	6	6	6	6	10			1	5	5	2	2	
SO MARION CO	121	120	109	116	38	104	2		4	115	65	65	4	1
PD FAIRMONT	119	118	99	111	57	111	2		15	70	46	4	4	1
PD MARRINGTON	14	14	14	14	4	6			3	14	14	1	1	1
PD MORHONGAH	1	1	1	1						1	1	1	1	1
SO MARRSHALL CO	83	77	66	59	24	28	2	1	18	53	36	8	8	1
FD BEHJOD	2	2	2	2						1	1	1	1	1
PD CAMERON	1	1	1	1	4				1	1	1	1	1	1
PD GLEH DALE	5	5	5	5						3	3	2	2	
PD MCMECHAN	6	6	6	6						6	6	6	6	
PD HOUNDSVILLE	76	76	66	75	13	23	1			75	41	11	11	3
SO MASON CO	58	52	51	57	29	67	1	1		57	16	4	4	
PD PT PLEASANT	46	46	38	45	10	13	1	1		44	30	11	11	
PD MASON	14	14	13	13	10	20			10	4	8	6	6	1
SO MERCER CO	194	194	181	194	70	107				194	194	3	3	
PD BLUEFIELD	84	81	75	79	22	26	1		25	44	60	3	3	
PD PRINCETON	128	128	108	105	7	11	1		4	29	98	14	14	
SO MINERAL CO	23	22	17	21	1	7			4	16	2	3	3	
PD KEYSER	64	64	52	46	19	74			32	18	5	5	5	
PD PIEDMONT	3	3	2	3	2	5			2	6	3	3	3	
SO MINGO CO	20	17	17	14	9	3	2		5	3	3	3	3	2
PD HILLIAMSON	29	29	29	29	2	4			11	6	19	9	9	
PD KERMIT	20	20	14	14	3	8			11	4	4	4	4	
PD DELBARTON	1	1	1	1	1					1	1	1	1	
SO MOHONGALTA	82	78	66	67	38	124	3		21	14	61	24	24	
PD MORGANTOWN	86	86	63	65	14	34	1		6	46	2	38	38	
PD STAR CITY	25	23	21	19	4	7			11	5	4	15	15	
PD WESTOVER	17	17	15	15	1				1	15	2	2	2	
NWU SECURITY POLICE	2	2	1	1						1	1	1	1	
PD GRANVILLE	1	1	1	1	1					1	1	1	1	
SO MOHROE CO	3	3	3	3						4	4	4	4	
PD ALDRSON	4	4	4	4	1				2	1	1	1	1	
SO MORGAN CO	18	17	18	18	1	1			2	11	3	6	6	
SO NICHOLAS	35	35	29	35	10	16	2		9	26	28	10	10	
PD RICHMOND	13	13	13	13	5	13	1		8	1	7	4	4	
PD SUMMERSVILLE	11	11	10	11	3	3			1	5	7	4	4	
SO OHIO CO	80	80	70	76	20	43			37	41	10	29	29	8
PD WHEELING	358	358	290	323	147	464	22		11	191	160	160	160	
PD BELTLEHEM	1	1	1	1	8				17	1	9	4	4	
PD PLEASANTS CO	42	38	35	41	4	10			17	9	7	14	14	1
SO POCAHONTAS	10	10	8	8	7	20	1		3	4	5	3	3	
PD MARLINTON	13	13	13	13	7					5	5	5	5	

# DOMESTIC VIOLENCE

1996

# DOMESTIC VIOLENCE

1996

AGENCY ID	TOTAL COMPL	TOTAL INVEST	MALE	FEMALE	COMPLAINANT VICTIM REPEAT*	INFO**	PRIOR COMPL	*SIM MASS	PEL ASS	HOMICIDE	OTHR	*ARREST	ACTION TAKEN**	OTHR	PROT VIOL
SO PRESTON CO	62	36	15	47	52	24	58	50			12	3	32	27	
SO KINGWOOD	7	7		7	7			5			2	3	4		
SO PUTHAM CO	113	103	28	85	106	83	298	84	2		27	27	77	9	
PD HURRICANE	20	20	3	16	19	7	11	16	1		3	3	18		10
SO RALEIGH CO	615	615	124	491	446	277	447	355	3		256	85	569	57	5
PD BECKLEY	273	272	33	240	239	125	335	213	1		59	67	267	270	
PD MANSFORD	8	8		8	8	4	4	6			2	1	4	4	
SO RANDOLPH CO	5	5	5	5	4	3	4	5			7	3	2		1
PD ELKINS	32	25		27	32	13	11	24			1	10	30	13	
PD HILL CREEK	1	1		1	1		6	4				3	2	1	
SO RITCHIE CO	4	4		4	4	1		4				1	1		
SO ROANE CO	2	2		2	2		3	6			1	1	1		
PD SPENCER	6	5	2	4	6	6	12	15			1	5	10	5	
SO TAYLOR	23	22	1	22	19	8	22	20			5	13	13	4	
SO GRAFTON CO	24	24	4	18	8	2	2	6			2	5	4	1	
SO TUCKER CO	8	7	2	5	5	2	4	5				5	5		
PD PARSONS	5	5		5	5		2	5	1			1	2		
SO TYLER CO	1	1		1	1	1		5			1	3	4	1	
PD PADEN CITY	6	6	2	4	5	1	2	4				4	1	1	
PD SISTERSVILLE	5	5	1	4	5			4				3	4		
SO UPSHUR CO	22	22	6	16	20	8	28	23				21	1		
PD RUCKHAHON	23	23	1	22	21	13	28	23				23	1		
SO WAYNE CO	111	101	14	97	110	54	95	94			18	38	111	1	1
PD CEREDO	11	10	1	10	10	4	3	3				1	4		
PD KEHOVA	19	19	2	17	18	8	11	18			1	14	10		
SO HETZEL CO	6	6		6	6	2	2	6				4	4		
PD HILL MARTINSVILLE	30	30	5	25	30	7	22	24			7	17	11	2	
SO HERT CO	9	8		8	8	1		8				5	3	1	
SO HOOD CO	105	105	10	95	92	32	67	100	2			28	105	7	1
PD PARKERSBURG	98	98	19	89	93	37	78	97			4	68	36	10	2
PD VIENNA	54	54	13	41	54	26	45	54			1	13	31	10	
PD WILLIAMSON	7	4		7	5	2	7	7				1	6	2	
SO HUNTING CO	39	38	6	33	38	5	30	35			5	16	27	2	
PD HULLENS	3	3	1	2	3	1	4	2				1	2	1	
PD PIKEVILLE	9	9	1	7	8	3	4	6			3	4	5		
PD OCCANA	22	22	2	20	20	1	2	6			16	6	17		
TOTAL	9678	9313	1388	8252	8865	3514	7896	7528	496	9	1645	3467	5845	1953	137



# HATE CRIMES

Crimes motivated by hate and bias tend to erode the basic fabric of society. Bias incidents having a racial, religious, ethnic, sexual or gender component as well as crimes against individuals with a handicap, manifest themselves in a wide spectrum of criminal activities. These bias incidents jeopardize the active and open pursuit of freedom and opportunity. They attack our citizens based on their race, religion, ethnic heritage, sexual orientation, handicap, political affiliation or gender. Closely linked to such heritage are individual values, beliefs and identities.

In response to a growing concern about such crimes, the President, on April 23, 1990 signed into law the "Hate Crime Statistics Act of 1990." The Act required the Attorney General to establish guidelines and collect, as part of the UCR program, data "about crimes that manifest evidence of prejudice based on race, religion, sexual orientation or ethnicity, including where appropriate the crimes of murder; non-negligent manslaughter; forcible rape; aggravated assault; simple assault; intimidation; arson; and destruction, damage or vandalism of property." The collection was to begin in calendar year 1990 and continue for 4 succeeding years. The Church Arson Prevention Act of 1996 amends, and thereby, reauthorizes the hate Crime Statistics Act by striking "for the year 1990 and each succeeding 4 calendar years" and inserting "for each calendar year." Thus, Hate Crime reporting is a permanent feature of UCR. Disability is to be added to the act in 1997.

West Virginia also recognizes the rights for its citizens to be ". . . free from any violence, or intimidation by threat of violence, committed against their persons or property because of their race, color, religion, ancestry, national origin, political affiliation or sex." §61-6-2 states that "if any person does by force or threat of force, willfully injure, intimidate or interfere with or attempt to injure, intimate or interfere with, or oppress or threaten any other person in the free exercise or enjoyment of any right or privilege secured to him or her. . . they shall be guilty of a felony." Also "if any person conspires with another person or persons to willfully injure, oppress, threaten or intimidate or interfere with any citizen . . . and in wilful furtherance thereof to assemble with one or more persons for the purpose of teaching any technique or means capable of causing property damage, bodily injury or death when such person or persons intend to employ such techniques or means to violate . . . they shall be guilty of a felony."

The reporting of Hate Crime data in West Virginia has been simultaneous with the state's conversion to Incident Based Reporting (IBR). In 1996, UCR received its first reports of Hate Crime. In 1996, 21 agencies (6% of our total contributors) submitted IBR data. Three (3) of these 21 contributors submitted four (4) incidents of bias based crimes, so data is extremely limited.

## REPORTED OFFENSES

OFFENSE	NUMBER	% OF TOTAL
Intimidation	1	25 %
Destruction of Property	3	75 %
<hr/> TOTAL	<hr/> 4	<hr/> 100 %

## AGENCIES REPORTING HATE CRIMES BY BIAS MOTIVATION - 1996

AGENCY	NUMBER OF INCIDENTS	RACE	ETHNICITY	RELIGION	SEXUAL ORIENTATION	GENDER	POLITICAL AFFILIATION
Marshall University	1	0	0	0	1	0	0
West Virginia Tech	0	0	0	0	0	0	0
Greenbrier SO	0	0	0	0	0	0	0
Lewisburg PD	0	0	0	0	0	0	0
White Sulphur Springs PD	0	0	0	0	0	0	0
Moorefield PD	0	0	0	0	0	0	0
Shinnston PD	0	0	0	0	0	0	0
Nutter Fort PD	0	0	0	0	0	0	0
Pt Pleasant PD	0	0	0	0	0	0	0
Mingo SO	0	0	0	0	0	0	0
Williamson PD	0	0	0	0	0	0	0
Star City PD	2	2	0	0	0	0	0
Summersville PD	0	0	0	0	0	0	0
Pocahontas SO	0	0	0	0	0	0	0
Marlinton PD	0	0	0	0	0	0	0
Randolph SO	0	0	0	0	0	0	0
Elkins PD	1	0	1	0	0	0	0
New Martinsville PD	0	0	0	0	0	0	0
Logan SP	0	0	0	0	0	0	0
Martinsburg SP	0	0	0	0	0	0	0
Morgantown SP	0	0	0	0	0	0	0
South Charleston SP	0	0	0	0	0	0	0
<b>TOTAL</b>	<b>4</b>	<b>2</b>	<b>1</b>	<b>0</b>	<b>1</b>	<b>0</b>	<b>0</b>

### LOCATION OF HATE CRIME INCIDENTS BY BIAS MOTIVATION

	Race	Ethnicity National Origin	Religion	Sexual Orientation	Gender	Political Affiliation	Total
<b>TOTAL</b>	<b>2</b>	<b>1</b>	<b>0</b>	<b>1</b>	<b>0</b>	<b>0</b>	<b>4</b>
Parking Lot/Garage	2	0	0	0	0	0	2
School/college	0	1	0	1	0	0	2

### NUMBER OF HATE CRIME INCIDENTS, VICTIMS AND OFFENDERS BY BIAS MOTIVATION

	INCIDENTS	VICTIMS	KNOWN OFFENDERS
<b>TOTAL BIAS MOTIVATION</b>	<b>4</b>	<b>4</b>	<b>3</b>
RACE - Anti-Black	2	2	1
ETHNICITY - Anti-Other Ethnicity/National Origin	1	1	1
SEXUAL ORIENTATION - Anti-Male Homosexual	1	1	1

**PURCHASED OR CONFISCATED CONTROLLED SUBSTANCES**  
**JANUARY - DECEMBER 1996**

CANNABIS	AMOUNT PURCHASED (WEIGHT/QUANTITY)	AMOUNT CONFISCATED (WEIGHT/QUANTITY)	ESTIMATED STREET VALUE	TOTAL CANNABIS
Marijuana	388.63 GRAMS	3,818.62 GRAMS	\$ 32,907	\$ 40,310,000
	1 PLANTS	27,353 PLANTS	\$ 38,790,251	
Hash/Hash Oil	64 lbs.	809 lbs.	\$ 1,480,831	TOTAL COCAINE \$ 590,714
Base "CRACK"	81.00 GRAMS	877.5 GRAMS	\$ 6,011	
	145 ROCKS	4,285 ROCKS	\$ 208,339	TOTAL STIMULANTS \$ 178,417
	22.41 GRAMS	389.77 GRAMS	\$ 50,860	
Hydrochloride	228.04 GRAMS	983.39 GRAMS	\$ 289,385	TOTAL DEPRESSANTS \$ 33,275
"powder"	1.21 OZ.	37.38 OZ.	\$ 42,130	
Amphetamine	297.25 GRAMS	1,402.34 GRAMS	\$ 97,531	TOTAL NARCOTICS \$ 32,690
	55 UNITS	996 UNITS	\$ 42,956	
Other	1.00 GRAMS	0 GRAMS	\$ 110	TOTAL HALLUCINOGENS \$ 2,734
	156 UNITS	4 UNITS	\$ 37,820	
Barbituates	0 GRAMS	0 GRAMS	\$ 0	TOTAL OTHER \$ 2,503
Other	5,000 UNITS	619 UNITS	\$ 28,785	
Heroin	77 UNITS	598 UNITS	\$ 4,490	TOTAL DEPRESSANTS \$ 33,275
Other	5.00 GRAMS	24.0 GRAMS	\$ 860	
	3.2 GRAMS	6.2 GRAMS	\$ 2,115	TOTAL NARCOTICS \$ 32,690
	369 UNITS	885 UNITS	\$ 29,715	
LSD	67 UNITS	236 UNITS	\$ 1,954	TOTAL HALLUCINOGENS \$ 2,734
PCP	0 GRAMS	0 GRAMS	\$ 0	
Other	1 OZ.	1 OZ.	\$ 220	TOTAL OTHER \$ 2,503
Other	0 UNITS	17 UNITS	\$ 560	
Other	235	958	\$ 2503	TOTAL CONTROLLED SUBSTANCES \$ 41,150,333

Figures Provided by Uniform Crime Reporting, WV State Police, 725 Jefferson Road, So Charleston WV 25309 746-2159

**ESTIMATED STREET VALUE  
PURCHASED OR CONFISCATED CONTROLLED SUBSTANCES  
JANUARY - DECEMBER 1996 vs JANUARY - DECEMBER 1995**

		1996	1995	CHANGE	% CHANGE
<b>CANNABIS</b>	<b>TOTAL</b>	\$ 40,310,000	\$ 70,758,659	\$ -30,448,659	-43.0 %
<b>MARIJUANA</b>	Grams	\$ 32,907	\$ 46,250	\$ -13,343	-28.9 %
	Plants	\$ 38,790,251	\$ 69,582,603	\$ -30,792,352	-44.3 %
	Ounces	\$ 1,480,831	\$ 1,126,223	\$ +354,608	+31.5 %
<b>HASH/HASH OIL</b>	Grams	\$ 6,011	\$ 3,583	\$ +2,428	+67.8 %
<b>COCAINE</b>	<b>TOTAL</b>	\$ 590,714	\$ 1,533,927	\$ -943,213	-61.5 %
	Rocks	\$ 208,339	\$ 684,282	\$ -475,943	-69.6 %
	Grams	\$ 50,860	\$ 198,560	\$ -147,700	-74.4 %
<b>HYDROCHLORIDE</b>	Grams	\$ 289,385	\$ 589,185	\$ -299,800	-50.9 %
"powder"	Ounces	\$ 42,130	\$ 61,900	\$ -19,770	-31.9 %
<b>STIMULANTS</b>	<b>TOTAL</b>	\$ 178,417	\$ 64,047	\$ +114,370	+178.6 %
<b>AMPHETAMINE</b>	Grams	\$ 97,531	\$ 4,072	\$ +93,459	+2,295.2 %
	Units	\$ 42,956	\$ 22,397	\$ +20,559	+91.8 %
<b>OTHER</b>	Grams	\$ 110	\$ 26,378	\$ -26,268	-99.6 %
	Units	\$ 37,820	\$ 11,200	\$ +26,620	+237.7 %
<b>DEPRESSANTS</b>	<b>TOTAL</b>	\$ 33,275	\$ 2,478	\$ +30,797	+1,242.8 %
<b>BARBITUATES</b>	Grams	\$ 0	\$ 0	\$ 0	0 %
	Units	\$ 28,785	\$ 1,068	\$ +27,717	+2,595.2 %
<b>OTHER</b>	Units	\$ 4,490	\$ 1,410	\$ +3,080	+218.4 %
<b>NARCOTICS</b>	<b>TOTAL</b>	\$ 32,690	\$ 277,349	\$ -244,659	-88.2 %
<b>HEROIN</b>	Grams	\$ 860	\$ 250,415	\$ -249,550	-99.7 %
<b>OTHER</b>	Grams	\$ 2,115	\$ 0	\$ +2115	N/A
	Units	\$ 29,715	\$ 26,934	\$ +2781	+10.3 %
<b>HALLUCINOGENS</b>	<b>TOTAL</b>	\$ 2,734	\$ 2,285	\$ +449	+19.7 %
<b>LSD</b>	Units	\$ 1,954	\$ 1,465	\$ +489	+33.4 %
<b>PCP</b>	Grams	\$ 0	\$ 0	\$ 0	0 %
	Ounces	\$ 220	\$ 200	\$ +20	+10.0
<b>OTHER</b>	Units	\$ 560	\$ 620	\$ +60	+9.7 %
<b>OTHER</b>	<b>TOTAL</b>	\$ 2,503	\$ 8,387	\$ -5,884	-70.2 %
<b>TOTAL CONTROLLED</b>		\$ 41,150,333	\$ 72,647,132	\$ -31,496,799	-43.4 %

Figures Provided by Uniform Crime Reporting, WV State Police, 725 Jefferson Road, So Charleston WV 25309 746-2159

# CONFISCATED CONTROLLED SUBSTANCES

**JANUARY - DECEMBER 1996 vs JANUARY - DECEMBER 1995**

	AMOUNT (WEIGHT/QUANTITY)	1996	1995	CHANGE	% CHANGE
<b>CANNABIS</b>					
Marijuana	GRAMS	3,818.62	3,757.67	+60.95	+ 1.6 %
	PLANTS	27,353	36,235	-8,882	-24.5 %
	OUNCES	12,951.10	6,946.94	+6,004.16	+84.4 %
Hashish/Hash Oil	GRAMS	877.50	788	+89.50	+11.4 %
<b>COCAINE</b>					
Crack	ROCKS	4,285	13,765	-9,480	-68.9 %
	GRAMS	389.77	1,393.04	-1,003.27	-72.0 %
Hydrochloride	GRAMS	933.39	3,189.91	-2,201.52	-69.0 %
"powder"	OUNCES	37.38	42.42	-5.04	-11.9 %
<b>STIMULANTS</b>					
Amphetamine	GRAMS	1,402.34	114.53	+1,287.81	+1,124.43 %
	UNITS	996	176	+820	+465.9 %
OTHER	GRAMS	0	174.50	-174.50	N/A
	UNITS	4	124	-120	-96.8 %
<b>DEPRESSANTS</b>					
Barbiturates	GRAMS	0	0	0	0.0 %
	UNITS	619	211	+408	+193.4 %
Other	UNITS	598	211	+387	+183.4 %
<b>NARCOTICS</b>					
Heroin	GRAMS	24.0	304.0	-280	-92.1 %
Other	GRAMS	6.2	0	+6.2	N/A %
	UNITS	885	826	+59	+7.1 %
<b>HALLUCINOGENS</b>					
LSD	UNITS	236	106	+130	+122.6 %
PCP	GRAMS	0	0	0	0.0 %
	OUNCES	1	35	-34	-97.1 %
	UNITS	17	19	-2	-10.5 %
<b>OTHER</b>		<b>958</b>	<b>355</b>	<b>+603</b>	<b>+169.9 %</b>

Figures Provided by Uniform Crime Reporting, WV State Police, 725 Jefferson Road, So Charleston WV 25309 746-2159

# GLOSSARY OF TERMS

**ADULT** — For Uniform Crime Reporting Purposes, a person age 18 or over.

**AMERICAN INDIAN OR ALASKAN NATIVE** — A person having origins in any of the original peoples of North America, and who maintains cultural identification through tribal affiliation or community recognition.

**ARREST RATE** — The number of arrests reported for Part I and part II offenses for each unit of population, generally per 1,000.

**ASIAN OR PACIFIC ISLANDER** — A person having origins in any of the original peoples for the Far East, Southeast Asia, the Indian subcontinent, or the Pacific Islands. This includes: China, India, Japan, Korea, the Philippine Islands and Samoa.

**BLACK** — A person having origins in any of the black racial groups of Africa, characterized by dark skin pigmentation.

**CLEARANCE** — For Uniform Crime Reporting purposes, the solution to a particular crime, usually by the arrest of the offender.

**CLEARED BY ARREST** — For Uniform Crime Reporting purposes, an offense is cleared when the offender has been identified, sufficient evidence has been obtained to formally charge and the offender has been ordered to appear in court.

**CRIME INDEX** — The sum of seven major offenses used to measure the extent, fluctuation and distribution of crime in a given geographical area. Classifications are: **MURDER, FORCIBLE RAPE, ROBBERY, FELONIOUS ASSAULT, BREAKING & ENTERING, LARCENY THEFT, AND MOTOR VEHICLE THEFT.** Each of these offenses is referred to as an Index Offense.

**CRIME RATE** - The number of Index Offenses reported for each unit of population, generally per 1,000.

**EXCEPTIONAL CLEARANCE** — For Uniform Crime Reporting purposes, an offense is cleared in this manner when an offender has been identified, located and sufficient evidence to charge has been obtained but there is some reason beyond police control which prohibits the offender from being brought before the court.

**JUVENILE** — For Uniform Crime Reporting purposes, a person under the age of 18.

**HIERARCHY RULE** — For Uniform Crime Reporting purposes, each crime or attempted crime is counted in only one offense category. If several offenses are committed, simply glance down the list of Part I offenses and stop at the first offense you recognize from the facts given; this offense is the correct classification for this criminal activity.

**PART I OFFENSES** — The first of two main categories of crime classes composing a National Crime Classification System established for Crime Reporting purposes. Part I Offenses are by their very nature more serious and/or occur most frequently. The monthly tabulation of Part II Offenses provide a count of "Offenses Known".

**PART II OFFENSES** — The second of two main categories of crime classes composing a Universal Crime Classification System established for Crime Reporting purposes. Part II Offenses are generally less serious in nature and/or occur less frequently. Monthly tabulations of Part II Offenses are limited to arrest information only.

**PROPERTY CRIME** — Consists of the Index Offenses of Breaking & Entering, Larceny Theft and Motor Vehicle Theft.

**VIOLENT CRIME** — Consists of the Index Offenses of Murder, Forcible Rape, Robbery and Felonious Assault.



**WEST VIRGINIA STATE POLICE  
UNIFORM CRIME REPORTING  
726 JEFFERSON ROAD  
SOUTH CHARLESTON, WEST VIRGINIA 25309-1698**

