




CRIME IN WEST VIRGINIA 1995



24TH EDITION

GASTON CAPERTON
GOVERNOR

COLONEL THOMAS L. KIRK
SUPERINTENDENT



IN MEMORY

From 1973 through 1994, West Virginia has had the honorable distinction of being the state with the lowest crime rate in the nation.

The entire law enforcement community and the citizens of West Virginia should be applauded for the cooperative effort which made this distinction a reality. The 1995 edition of "Crime in West Virginia" is dedicated to those law enforcement officers who have paid the supreme sacrifice in the protection of their communities. The following is a list of all West Virginia officers feloniously killed in the line of duty since 1972.

| | | | |
|------|-----------------------------------|-----------------------------|--------|
| 1972 | Chief M.R. Lucas | Milton PD | Aug 4 |
| | Constable Crockett Booth | McDowell SO | Aug 21 |
| 1975 | Deputy Jesse J. Blevins, Jr. | Monroe SO | Feb 21 |
| | Sergeant David Lilly | Beckley PD | May 12 |
| | Deputy Roger Lee Treadway | Fayette SO | Oct 15 |
| 1976 | Sheriff Elvin (Peté) Wedge | Mason SO | Mar 3 |
| | Deputy Kenneth W. Love | Mason SO | Mar 3 |
| | Deputy Ernest Hesson | Mason SO | Mar 3 |
| | Sheriff Park Richards | Calhoun SO | Nov 18 |
| 1977 | Trooper Thomas D. Hercules | Berkeley Springs Detachment | Jan 12 |
| | Trooper Charles H. Johnson | Berkeley Springs Detachment | Jan 12 |
| | Deputy George Maynard | McDowell SO | Sep 3 |
| | Trooper Bruce Brown | Parsons Detachment | Oct 14 |
| 1978 | Conservation Officer Wesley Frame | Monroe DNR | Nov 10 |
| 1979 | Trooper Phillip Kesner | Moundsville Detachment | Nov 7 |
| 1981 | Lieutenant Delbert Roush, Sr. | Charleston PD | Jun 26 |
| | Patrolman Eddie Ray Duncan | Charleston PD | Jun 26 |
| | Officer Paul Jeffrey Harmon | Huntington PD | Dec 14 |
| 1985 | Patrolman John R. Tucker | Fort Gay PD | Apr 20 |
| 1989 | Trooper James T. Brammer | Kingwood Detachment | Apr 15 |
| | Deputy Jonathan D. Janney | Putnam SO | Aug 17 |
| 1993 | Sr. Trooper Larry G. Hacker | Harrisville Detachment | Apr 9 |

May we always remember.



STATE OF WEST VIRGINIA
OFFICE OF THE GOVERNOR
CHARLESTON, WV 25305

GASTON CAPERTON
GOVERNOR

GREETINGS FROM THE GOVERNOR

We all feel the effects of crime; either directly or indirectly. Although West Virginia has been fortunate enough to enjoy the lowest crime rate nationwide for many consecutive years, the impact of crime still influences our way of life.

With the aid of the statistics presented in this publication, Crime In West Virginia, the law enforcement community and the general public alike can be made aware of West Virginia's total crime picture and knowledgeably direct our efforts to combat crime.

Just as the fight against crime requires the cooperation of all citizens, the compiling of the comprehensive and accurate data in this annual requires the cooperation of all contributing law enforcement agencies. The concerted effort of the agencies is greatly appreciated.

With the diligence and dedication of all citizens and law enforcement officers, West Virginia will continue to have a criminal justice system that operates in a positive manner and its population may continue to enjoy life with only a minimal impact from crime.

Sincerely,


Gaston Caperton
Governor

GC/jh



West Virginia State Police
725 Jefferson Road
South Charleston, West Virginia 25309-1698
Executive Office

Gaston Caperton
Governor

Colonel Thomas L. Kirk
Superintendent

*The Honorable Gaston Caperton
Governor of West Virginia
State Capitol Building
Charleston West Virginia 25305*

Dear Governor Caperton:

Pursuant to Chapter 15, Article 2, Section 24 of the Code of West Virginia, I am very pleased to submit to you the twenty-fourth report on Crime in West Virginia.

This twenty-fourth edition is a summary report of crime data for the year 1995. This information is only available because of the cooperation of 235 state, county, municipal and Department of Natural Resources law enforcement agencies within our state. These agencies recognize how the statistics compiled from their raw data enables law enforcement to define crime trends and identify the extent, type and location of present criminal activity. Their accurate and timely contribution of data has aided legislators, municipal and county planners, the media, sociologists and other members of the criminal justice community in many of their research and planning activities.

Although for twenty-four years, the UCR program has certainly proved its worth, it is significant to note that efforts are being made to enhance this essential reporting system. West Virginia is making progress in converting from the summary based system to the more detailed incident base reporting system that is much better equipped to handle the expanded needs of contemporary law enforcement. The new system promises to provide West Virginia with more comprehensive and reliable information that can only help enable West Virginia law enforcement to enter the 21st century in a most effective manner possible.

Sincerely yours,

A handwritten signature in cursive script that reads "Colonel Thomas L. Kirk".

COLONEL THOMAS L. KIRK
SUPERINTENDENT
WEST VIRGINIA STATE POLICE

TLK/SGM:sc

TABLE OF CONTENTS

| | |
|--|-----------------|
| In Memory | Overleaf |
| Introductory Letter | i |
| Letter of Transmittal | ii |
| Table of Contents | iii |
| List of Tables and Charts | iv |
| Introduction | 1-3 |
| Classification of Offenses | 4-8 |
| Profile of West Virginia | 9 |
| Crime Factors | 10 |
| West Virginia Crime Clock | 11 |
| Annual Report Synopsis | 12-13 |
| County Crime Rates | 14 |
| Crime Rates in Class I, II and III Cities | 15-16 |
| Violent & Non-Violent Crime | 20-21 |
| Criminal Homicide Murder | 24 |
| Murder - County Crime Rate | 26 |
| Crime Rates in Class I, II and III Cities | 27-28 |
| Forcible Rape | 31 |
| Forcible Rape - County Crime Rate | 33 |
| Crime Rates in Class I, II and III Cities | 34-35 |
| Robbery | 36 |
| Robbery - County Crime Rate | 38 |
| Crime Rates in Class I, II and III Cities | 39-40 |
| Felonious Assault | 42 |
| Felonious Assault - County Crime Rate | 44 |
| Crime Rates in Class I, II and III Cities | 45-46 |
| Breaking & Entering | 47 |
| Breaking & Entering - County Crime Rate | 49 |
| Crime Rates in Class I, II and III Cities | 50-51 |
| Larceny/Theft | 53 |
| Larceny/Theft - County Crime Rate | 55 |
| Crime Rates in Class I, II and III Cities | 56-57 |
| Motor Vehicle Theft | 59 |
| Motor Vehicle Theft - County Crime Rate | 61 |
| Crime Rates in Class I, II and III Cities | 62-63 |
| West Virginia Regional Crime | 64-65 |
| West Virginia Arrest Data | 67-77 |
| Violent Crime | 67 |
| Property Crime | 67 |
| Narcotic Drug Law Arrests | 67 |
| Gambling Arrests | 67 |
| Juvenile Disposition Data | 67 |
| Juvenile Arrests | 67 |
| DUI Arrests | 72-74 |
| Law Enforcement Data | 78 |
| Civilian Law Enforcement Employee Data | 79 |
| Law Enforcement Officers Killed and Assaulted | 80-82 |
| State County, Municipal Offense Data | |
| Part I Offenses | 83-124 |
| State, County, Municipal Arrest Data | |
| Part I Arrests | 125-158 |
| Part II Arrests | 159-193 |
| Department of Natural Resources Data | 194-195 |
| Arson | 196-197 |
| Domestic Violence | 198-204 |
| Controlled Substances | 205-207 |
| Glossary of Terms | 208 |

LIST OF TABLES, CHARTS

| | |
|--|-------------------|
| Crime Index Offenses by Month | 17 |
| Violent Crime Offenses by Month | 18 |
| Non-Violent Property Offenses by Month | 19 |
| Total Crime for West Virginia (5 year trend based on number of offenses) | 20 |
| Distribution of Violent and Non-Violent Crimes | 21 |
| Value of Property Stolen by Type of Offense | 22 |
| West Virginia Crime Index Five Year Recapitulation | 23 |
| Murder Offenses by Month | 25 |
| Murder Victims by Age, Sex and Race | 29 |
| Murders by Type of Weapon/Circumstance | 30 |
| Forcible Rape Offenses by Month | 32 |
| Robbery by Type of Weapon | 36 |
| Robbery Offenses by Month | 37 |
| Robbery - Value of Property Stolen | 41 |
| Felonious Assault by Type of Weapon | 42 |
| Felonious Assault Offenses by Month | 43 |
| Breaking and Entering by Type of Entry | 47 |
| Breaking and Entering Offenses by Month | 48 |
| Breaking and Entering/Value of Property Stolen | 52 |
| Larceny/Theft Offenses by Month | 54 |
| Value of Property Stolen | 58 |
| Motor Vehicle Theft by Type of Motor Vehicle | 59 |
| Motor Vehicle Theft Offenses by Month | 60 |
| Crime Distribution by Regions | 65 |
| Monthly Arrest Trends | 68 |
| Total West Virginia Arrests | 69 |
| Total Arrests by Race | 70 |
| Total Arrests by Sex | 71 |
| DUI Arrests | 72 |
| Total DUI Arrests | 73 |
| Juvenile DUI Arrests | 74 |
| Part I Juvenile Arrests | 75 |
| Total Arrests by Age | 76-77 |
| Law Enforcement Employee Data | 78 |
| Police Officers Assaulted Summary | 80 |
| Analysis of Assaults on Law Enforcement Officers | 81-82 |
| Part I Offenses | 84-124 |
| Part I Arrests | 126-158 |
| Part II Arrests | 160-193 |
| Department of Natural Resources Data | 195 |
| Arson Volume | 196 |
| Breakdown of Arson Offenses and Property Damage | 197 |
| Domestic Violence by Relationship, Month and Day of Week | 199 |
| Child Abuse Cases from Human Services | 200 |
| Domestic Violence - Activity by Agency | 201-204 |
| Purchased or Confiscated Controlled Substances and Their Estimated Street Value | 205 |
| Estimated Street Value (comparison) | 206 |
| Purchased Controlled Substance (comparison) | 207 |
| Confiscated Controlled Substances (comparisons) | 208 |
| Map of West Virginia | Back Cover |

INTRODUCTION

The West Virginia Uniform Crime Reporting (UCR) Program is a uniform, statewide method of collecting statistical crime data, under the direction of the Uniform Crime Reporting Section of the Criminal Identification Bureau, West Virginia State Police. Its purpose is two-fold:

1. To provide a consolidated annual report concerning crime in West Virginia and
2. To report state-wide crime statistics from a single agency to the Federal Bureau of Investigation (FBI)

NATIONAL UNIFORM CRIME REPORTING PROGRAM

The counterpart of all state-wide UCR programs is the National UCR Program under the direction of the Federal Bureau of Investigation. This national program was the result of a need for nation-wide uniform compilation of crime statistics. Uniform Crime Reports were first collected in 1930 after being developed by a committee of the International Association of Chiefs of Police. Today the IACP continues to serve in an advisory capacity to the FBI in its operation of the UCR program.

In the last several years, the FBI has been actively assisting individual states in the development of state-wide programs for the collection of law enforcement statistics. Although individual UCR programs may vary from state to state, all state programs must be compatible with the National UCR Program. Presently there are 47 operational state or territorial-level UCR Programs. Crime statistics submitted by individual law enforcement agencies from all fifty (50) states, whether reported through state-level UCR programs or directly to the FBI, are presented annually in the FBI's Uniform Crime Reports publication, **Crime in the United States**.

WEST VIRGINIA UNIFORM CRIME REPORTING PROGRAM

Taking advantage of the invaluable assistance provided, West Virginia developed its own state-wide program for collection of law enforcement statistics.

PURPOSE AND OBJECTIVES

The fundamental objectives of the West Virginia UCR Program are:

1. Inform the Governor, Legislature, other government officials and the public as to the nature of the crime problem in West Virginia, its magnitude and its trends.
2. Provide the FBI with complete crime data to be included in the National crime reports.
3. Provide law enforcement administrators with the best possible data available to help combat individual crime problems areas.
4. Determine who commits crimes by age, sex, race and ethnic origin and by other attributes in order to find the proper focus for crime prevention and enforcement.
5. Provide base data and statistics to measure the workload and effectiveness of West Virginia's Criminal Justice System, to measure the effect of prevention and deterrence programs, and to assist in the assessment of social and other causes for the development of theories on criminal behavior.

DEVELOPMENT

The West Virginia Legislature, in the Criminal Identification Bureau Act of 1971, established the Uniform Crime Reporting Statute.

Criminal Identification Bureau Act of 1971

Chapter 15, Article 2, Section 24, Sub-Section i

(i) All state, county and municipal law enforcement agencies shall submit to the bureau uniform crime reports setting forth their activities in connection with law enforcement. It shall be the duty of the bureau to adopt and promulgate rules and regulations prescribing the forms, general content, time and manner of submission of such Uniform Crime Reports. Willful or repeated failure by any state, county or municipal law enforcement official to submit the Uniform Crime Reports as required in this article shall constitute neglect of duty in public office. The Bureau shall correlate the reports submitted to it and shall compile and submit to the governor and the legislature semi-annual reports based on such reports. A copy of such reports shall be furnished to all prosecuting attorneys and law enforcement agencies.

The responsibility and authority for collection and dissemination of UCR data was given to the West Virginia State Police. This program became operational January 1, 1972.

REPORTING PROCEDURE

Under the West Virginia UCR Statute, law enforcement agencies are required to submit specified Uniform Crime Reports. The necessary information for each of the required reports is gathered from each agency's record of complaints, investigations and arrests. Offenses are recorded by the municipality and county in which they occur. Municipal law enforcement agencies report those crimes which occur within the cities, and county sheriff's departments and state police report those crimes which occur within the counties but outside the cities.

Individual agencies are required to submit uniform crime reports on a monthly basis. Law enforcement agencies report the number of offenses reported to them in the following Part I crime categories:

- (1) Criminal Homicide
- (2) Forcible Rape
- (3) Robbery
- (4) Felonious Assault
- (5) Breaking and Entering
- (6) Larceny/Theft
- (7) Motor Vehicle Theft

(Arson became the eighth crime index offense in 1979, however, these statistics are collected in a supplemental form and are shown separately).

In addition, law enforcement agencies report on a monthly basis supplemental offense information such as the value of property stolen and recovered, the circumstances surrounding homicides and rapes, the age, sex and race of all persons arrested, and police disposition of juveniles. Police employee data is collected on an annual basis. Information on domestic Violence is collected on a monthly basis in accordance with the state code 48-2A-9 and the subsequent information summarizes family and household abuse in this state. As of April, 1988, law enforcement agencies began to report to this office a Monthly Controlled Substance Report, which provides information on the quality and type of drugs purchased or confiscated by law enforcement in West Virginia, as well as the estimated street value of these drugs. This data is included in this edition of **Crime in West Virginia**.

Verification Process

An obvious concern in the collection of crime statistics from law enforcement agencies throughout the state is the uniformity and accuracy of data received. All law enforcement agencies are furnished with the Uniform Crime Reporting Handbook which outlines in detail the proper procedures for scoring and classifying offenses. However, program aides such as guides and instructions do not necessarily guarantee the accuracy and correctness of the reports submitted by the agencies. Additional controls therefore are necessary.

Each report received by the UCR Section is recorded, examined and verified for mathematical accuracy and possibly more important, reasonableness. The elimination of duplication of reporting by agencies receives particular attention. Checks are built into the data processing of the reports to further ensure their validity and accuracy. The UCR Program, however, is still affected to some degree by problems such as incorrect reports, incomplete records, misinterpreted data and human error, as are all statistical programs. In addition, it should be pointed out that there is no way of determining the actual total number of crimes which are committed. Many criminal acts occur which are not reported to official sources. It is for this reason the Uniform Crime Reporting Program focuses its attention in the offenses which are reported to law enforcement agencies.

In spite of these and other shortcomings, the Uniform Crime Reporting Program still provides the best information available concerning crime in West Virginia.

POPULATION DATA

The computation of crimes rates as they appear in this report by municipality, county and state is based on 1992 population data provided by the Federal Bureau of Investigation through the cooperation and assistance of the United States Bureau of Census.

CRIME INDEX

The tabulations presented in the tables, graphs and charts in this publication indicate the volume and distribution of crime in West Virginia on the basis of a Crime Index. The crime figures are broken down by municipal, county , regional and state totals.

The Uniform Crime Reporting Program utilized seven crime classifications - Murder, Forcible Rape, Robbery, Felonious Assault, Breaking and Entering, Larceny Theft and Motor Vehicle Theft, to establish an index to measure the trend and distribution of crime in the United States. These crimes are counted by law enforcement agencies as they become known to them. These crimes were selected as they represent the most common local crime problems. They are defined as all serious crimes either by their nature or by the volume in which they occur. The crimes, Murder, Forcible Rape, Robbery and Felonious Assault are categorized as Violent Crime. The crimes Breaking and Entering, Larceny Theft and Motor Vehicle Theft are classified as Non-Violent Crimes.

The monthly and annual Uniform Crime Reports received in 1995 from 235 municipal, county and state law enforcement agencies in West Virginia represent 100% of the estimated West Virginia population. The rural population is served by both state police and sheriff's departments and the crime rate is computed for the rural population rather than for the agency, however. The number of offenses and percent of offenses cleared is listed separately for each agency.

This report provides police executives with a yardstick with which to measure local crime problems. To use this report as an administrative tool, data must be converted to percentages and rates. The most used of crime statistics is the Crime Index Rate which refers to the number of Crime Index Offenses per 100,000 population. Due to the fact that no city in the state has a population over 100,000, calculations for each individual contributing agency are based on the number of offenses per 100,000 persons.

For Uniform Crime Reporting purposes, a Crime Index Offense is cleared when the case has been solved either by arrest or by exceptional clearance.

CLASSIFICATION OF OFFENSES

Uniformity in reporting under the West Virginia System is based upon the proper classification of offenses by police.

The adoption of the Federal System of Uniform Crime Reporting included the utilization of the offense classifications of that system. Law enforcement in this state has made accurate application of those classifications in the reports submitted to the West Virginia Uniform Crime Reporting System.

In view of the need for compatibility with the federal system, "offenses" under the program are not distinguished by designation of "high misdemeanors," "misdemeanors," or violations of municipal ordinances. The explanations of offense classifications may vary slightly with those employed at the federal level because the language used is that familiar to law enforcement in this state. However, the major categories of offense classification remain the same as those employed on the national level.

Part I Offenses

Offense data consists of information that has been extracted from reports of Part I crimes that have come to the attention of West Virginia law enforcement agencies. In general, Part I crimes are those serious crimes that are usually reported to law enforcement agencies. They consist of the following offenses.

Offense Classifications

(1) Homicide

- 1a. **Murder and Non—Negligent Manslaughter** — The unlawful killing of a human being with malice aforethought.

General Rule — Any death due to a fight, argument, quarrel, assault or commission of a crime.

- 1b. **Manslaughter by Negligence** — The unlawful killing of a human being, by another, without malice aforethought..

(2) Forcible Rape

- 2a. **Rape by Force** — The carnal knowledge of a female forcibly against her will.

General Rule — Forcible rape of a female but excluding carnal abuse (Statutory Rape) or other sex offenses.

- 2b. **Assault to Rape - Attempts** — All assaults and attempts to rape.

- (3) **Robbery** — The felonious and forcible taking of the property of another, against his will, by violence or by putting him in fear. Includes all attempts.

- 3a. **Gun** — All robberies and attempted robberies involving the use of any type of firearm (revolvers, automatic pistols, shotguns, zip guns, rifles, pellet guns, etc.)

- 3b. **Knife or Cutting Instrument** — All robberies and attempted robberies involving the use of cutting or stabbing objects (knife, razor, hatchet, axe, cleaver, scissors, glass, broken bottle, dagger, ice pick, etc.)

- 3c. **Other Dangerous Weapons** — All robberies or attempted robberies when any other object or thing is used as a weapon. (This includes clubs, bricks, jack handles, bottles, explosives, acid, etc.)

- 3d. **Strong Arm - Hands, Fists, Feet, Etc.** — All Robberies which includes muggings and similar offenses where no weapon is used, but strong arm tactics are employed to deprive the victim of his property. This is limited to hands, arms, fists, feet, etc. As in armed robbery, this includes all attempts.

- (4) Assaults — An assault is an attempt or offer, with unlawful force or violence, to do physical injury to another.

General Rule — All assaults will be classified in the following categories, excluding assaults with intent to rob or rape.

- 4a. Gun — All assaults and attempted assaults involving the use of any type of firearms. (Revolvers, automatic pistols, shotguns, zip guns, pellet guns, etc.)
- 4b. Knife or Cutting Instrument — All assaults and attempted assaults, involving the use of cutting or stabbing objects (knife, razor, hatchet, axe, cleaver, scissors, glass, broken bottle, dagger, ice pick, etc.)
- 4c. Other Dangerous Weapon — All assaults or attempted assaults when any other object or thing is used as a weapon. (clubs, bricks, pick handles, bottles, acid, explosives, lye, poison, scalding water and cases of attempted drowning, burning, etc.)
- 4d. Hands, Fists, Feet, Etc. - Felonious — Assaults which are of a felonious nature when hands, fists, feet, etc., are used. To be classified as felonious assault, the attack must result in serious personal injury.
- 4e. Other Assaults - Not Felonious — All offenses of simple assault and assault and battery.

- (5) Breaking and Entering — Unlawful entry or attempted forcible entry of any structure to commit a felony or larceny.

General Rule — Any unlawful entry or attempted forcible entry of any dwelling house, attached structure, public building, shop, office, factory, storehouse, apartment, house trailer, warehouse, mill, barn, other building, houseboat railroad car.

NOTE: For Uniform Crime Reporting purposes, a breaking and entering with the intent to commit a larceny is classified only as breaking and entering. Breaking and Entering of a motor vehicle with the intent to commit a larceny is classified as larceny.

- 5a. Forcible Entry — All offenses where force of any kind is used to enter unlawfully a locked structure, with intent to steal or commit a felony. This includes entry by use of a master key, celluloid, or other device that leaves no outward mark but is used to open a lock. Concealment inside a building, followed by the breaking out of the structure is also included.
- 5b. Unlawful Entry - No Force — Any unlawful entry without any evidence of forcible entry.
- 5c. Attempted Forcible Entry — when determined that forcible entry has been attempted.

- (6) Larceny Theft (Except Auto Theft) — The unlawful taking of the property of another with intent to deprive him of ownership.

General Rule — All larcenies and thefts resulting from pocket-picking, purse snatching, shoplifting, larceny from auto, larcenies of auto parts and accessories, theft of bicycles, larcenies from buildings, and from coin operated machines. Any theft that is not a robbery or the result of breaking and entering is included. Embezzlement, larceny by bailee, fraud or bad check cases are excluded.

- (7) Motor Vehicle Theft — The larceny or attempted larceny of a motor vehicle.

General Rule — Thefts and attempted thefts of a motor vehicle. This includes all vehicles which can be registered as a motor vehicle in this state. Excludes where there is a lawful access to the vehicle, such as a family situation or unauthorized use by others with lawful access to the vehicle. (Chauffeur, employees, etc.)

- (8) Arson — Includes all arrests for violation of State Laws and Municipal Ordinances relating to arson and attempted arson.

General Rule - Any willful or malicious burning or attempt to burn, with or without intent to defraud; a dwelling house, public building, motor vehicle or aircraft, personal property of another, etc. Only fires determined through investigation to have been willfully or maliciously set are to be classified as arsons. Attempts to burn should be included, but fires of suspicious or unknown origins should not be reported.

The hierarchy rule will not apply to the offense of Arson. Any other Crime Index Offense occurring in conjunction with an arson will be reported.

Part II Offenses

Part II Offenses are made up of all other crimes not classified as Part I crimes. Information on Part II Offenses is only reported when an arrest has been made. Part II crimes for UCR purposes are as follows:

- (9) **Other Assaults** — This class is comprised of all assaults and attempted assaults which are simple or minor in nature. These "Other Assaults" are also scored on Return A under item 4e as an Offense Known to Police. However, for the purpose of this return, arrests for this offense are scored in this class.
- (10) **Forgery and Counterfeiting** — In this class are included all offenses dealing with the making, altering, uttering or possessing, with intent to defraud; anything false in the semblance of that which is true.

Include: Altering or forging public or other records. Making, altering, forging or counterfeiting bills, notes, drafts, tickets, checks credit cards, etc.

Counterfeiting coins, plates, bank notes, checks, etc.

Possessing or uttering forged or counterfeiting instruments.

Signing the name of another or fictitious person with intent to defraud.

All attempts to commit any of the above.

- (11) **Fraud** — Fraudulent conversion and obtaining money or property by false pretense. *Includes bad checks, confidence games, etc.*, except forgeries and counterfeiting.
- (12) **Embezzlement** — Misappropriation or misapplication of money or property entrusted to one's care, custody or control.
- (13) **Stolen Property: Buying, Receiving, Possessing** — Included in this class are all offenses of buying, receiving and possession of stolen property, as well as all attempts to commit any of these offenses.
- (14) **Vandalism** — Included in this class are all willful or malicious destruction, injury, disfigurement or defacement of any public or private property, real or personal, without consent of the owner or person having custody or control, by cutting, tearing, breaking, marking, painting, drawing, covering with filth, or any other such means as may be specified by law or ordinance. This offense covers a wide range of malicious behavior directed at property.
- (15) **Weapons : Carrying, Possessing, Etc.**

This class deals with violations of weapons laws such as:

Manufacture, sale or possession of deadly weapons.

Carrying deadly weapons.

Furnishing deadly weapons to minors.

Aliens possessing deadly weapons.

All attempts to commit the above.

- (16) **Prostitution and Commercialized Vice** — Included in this class are the sex offenses of a commercialized nature, such as:

Prostitution

Keeping bawdy house, disorderly house, or house of ill repute.

Pandering, procuring, transporting or detaining women for immoral purposes, etc.

All attempts to commit any of the above.

- (17) **Sex Offenses — Except forcible rape, prostitution and commercialized vice. Included are offenses against chastity, common decency, morals and the like.**

Adultery and fornication

Buggery

Incest - (No force)

Indecent Exposure

Sodomy

Statutory Rape - (No force)

All attempts to commit any of the above

- (18) **Narcotic Drug Laws — Narcotic drug law arrests are reported on the basis of the narcotics used. Include are all arrests for violations of State and local Ordinances, specifically those relating to the unlawful possession, sale, use, growing, manufacturing and making of narcotic drugs. The following make up subdivisions of narcotic drug law arrests.**

Opium or cocaine and their derivatives (Morphine, Heroin, Codeine)

Marijuana

Synthetic narcotics, manufactured narcotics which can cause true drug addiction (Demerol Methadone)

Other Dangerous Non-Narcotic drugs (Barbiturates, Benzadrine)

- (19) **Gambling — Include all charges which relate to promoting, permitting or engaging in gambling. To provide a more refined collection of gambling arrests, contributors furnish the following breakdown:**

Bookmaking (horse & sport books)

Numbers & Lottery

All Other Gambling

- (20) **Offenses Against the Family and Children — Included here are all charges of non-support and neglect or abuse of family and children.**

Desertion, abandonment or non-support

Neglect or Abuse of Child

Non-Payment of Alimony

- (21) **Driving Under the Influence — This class is limited to the driving or operating of any vehicle while under the influence of narcotic drugs or alcohol.**

- (22) **Liquor Laws — With the exception of "Drunkenness" (Class 23) and "Driving Under the Influence" (Class 21), liquor law violations, State or Local are placed in this class. This class includes: Manufacturing, sale, transporting, furnishing, possession, etc. This class does not include Federal violations.**

Maintaining Unlawful Drinking Places

Bootlegging

Operating Still

Furnishing Liquor to a Minor

Using Vehicle for Illegal Transportation of Liquor

- (23) **Drunkenness** — Included in this class are all offenses of drunkenness or intoxication, with the exception of "Driving Under the Influence" (Class 21).

Drunk and Disorderly

Public Intoxication

- (24) **Disorderly Conduct** — In this class, all disorderly persons arrested except those counted in classes 1 through 23 and class 25 are reported.

- (25) **Vagrancy** — Placed in this class are arrests for disorderly persons when the person is arrested for failure to give good account of himself.

- (26) **All Other Offenses** — Included in this class are every other State or Local offense not included in classes 1 through 25.

Abduction and Compelling to Marry

Bigamy and Polygamy

Blackmail and Extortion

Bribery

Contempt of Court

Discrimination, Unfair Competition

Kidnapping

Offenses contributing to juvenile delinquency except as provided for in classes 1 through 29, such as employment of children in immoral vocations or practices, admitting minors to improper places, etc.

Perjury and Subornation of Perjury

Possession, Repair, Manufacture, etc., of Burglar's Tools

Possession or Sale of Obscene Literature

Unlawful use, Possession, etc., of explosives, etc.

- (27) **Curfew and Loitering Laws (Juveniles)** — Count all arrests made for violations of local curfew or loitering ordinances.

- (28) **Runaway (Juveniles)** — Counted are arrests of runaways from your jurisdiction. Not included are protective custody actions with respect to runaways from other jurisdictions.

PROFILE

WEST VIRGINIA: A Welcome Change Vacation Destination

West Virginia, truly deserving of its nickname "Mountain State," possesses an abundance of resources — natural, educational and recreational — for its citizens and for visitors to this fine state.

Comprised of 55 counties, with a population in 1995 of 1,828,200 and a density of 75.2 persons per square mile, West Virginia is primarily a rural state nestled in the heart of the country's Mid-Atlantic region. The state of West Virginia offers visitors awe-inspiring scenery, numerous recreation and entertaining facilities, historical attractions and unique arts and crafts.

Our rich mountain heritage is brought to life through a diversity of fairs and festivals and historical attractions. Visitors to our many glass factories have the opportunity to watch skilled artisans as they craft fine, handblown glass into beautiful heirlooms and keepsakes. Our extensive park system, quaint bed and breakfast inns and resorts offer a variety of activities and accommodations to suit every taste.

Whitewater rafting trips down our winding rivers, driving tours along our scenic highways, sternwheeler riverboat cruises and scenic train excursions provide ample opportunities to experience the brilliant colors of fall foliage, the colorful blossoms of spring, or the verdant green hills during summertime. Cross-country and downhill ski buffs will enjoy our many outstanding resorts in winter.

From the splendor of our scenic beauty to the myriad outdoor recreational opportunities available, West Virginia is the ultimate destination for conventions, retreats, extended vacations or weekend getaways. Exceptional service and warm hospitality are hallmarks of the West Virginia travel experience.

For information about West Virginia tourist attractions, accommodations and events, phone toll-free, 1 800 CALL WVA.



CRIME FACTORS

Statistics gathered under the Uniform Crime Reporting Program are submitted by the law enforcement agencies of West Virginia and project a state-wide view of crime. Awareness of the presence of certain crime factors, which may influence the resulting volume and type of statistics presented, is necessary if fair and equitable conclusions are to be drawn. These crime-influencing factors are present, to some degree, in every community and their presence affects, in varying degrees, the crime experience of that community. Attempts at comparison of crime figures between communities should not be made without first considering the individual factors present in each community.

Crime, as an outgrowth of society, remains a social problem of grave concern and the police are limited in their role to its suppression and detection. As stated by the President's Commission of Law Enforcement and Administration of Criminal Justice in their report "The Challenge of Crime In A Free Society" (1967 - Page 92):

"But the fact that the police deal daily with crime does not mean that they have unlimited power to prevent it, or reduce it or deter it. The police do not create and cannot resolve the social conditions that stimulate crime. They did not start and cannot stop the convulsive social changes that are taking place in America. They do not enact the laws that they are required to enforce, nor do they dispose of the criminals they arrest. The police are only one part of the criminal justice system; the criminal justice system is only one part of the government; and the government is only one part of society. Insofar as crime is a social phenomenon, crime prevention is the responsibility of every part of society. The criminal process is limited to case by case operations, one criminal or one crime at a time."

Set forth below are some of the conditions which will, by type and volume, affect the crime that occurs from place to place.

- **Density and size of the community population and the metropolitan area of which it is a part.**
- **Composition of the population with reference particularly to age, sex, race and ethnic origin.**
- **Economic status of the population.**
- **Relative stability of the population, including commuters, seasonal and other transient types.**
- **Climate, including seasonal weather conditions.**
- **Educational, recreational and religious characteristics.**
- **Standards governing appointments to the police force.**
- **Policies of the prosecuting officials and the courts.**
- **Attitudes of the public toward law enforcement problems.**
- **The administrative and investigative efficiency of the local law enforcement agency, including the degree of adherence to crime reporting standards.**

WEST VIRGINIA CRIME CLOCK

1995

INDEX CRIMES
ONE EVERY
11.7 MINUTES

VIOLENT CRIMES
ONE EVERY
2.3 HOURS

MURDER
ONE EVERY
4.1 DAYS

ROBBERY
ONE EVERY
11.2 HOURS

FORCIBLE RAPE
ONE EVERY
24.0 HOURS

AGGRAVATED ASSAULT
ONE EVERY
3.4 HOURS

NON-VIOLENT CRIMES
ONE EVERY
12.8 MINUTES

BURGLARY
ONE EVERY
50.9 MINUTES

LARCENY
ONE EVERY
19.0 MINUTES

MOTOR VEHICLE THEFT
ONE EVERY
2.9 HOURS

CRIME IN WEST VIRGINIA ANNUAL REPORT SYNOPSIS 1995

POPULATION:

| | |
|-----------------|-----------|
| TOTAL | 1,828,200 |
| RURAL | 1,198,544 |
| MUNICIPAL | 629,656 |

LAW ENFORCEMENT EMPLOYEES:

| | |
|----------------------|-------|
| TOTAL | 3,920 |
| SWORN OFFICERS | 2,908 |
| CIVILIANS | 1,012 |

INDEX CRIME VOLUME:

| | |
|-----------------------------|---------|
| TOTAL | 444,878 |
| VIOLENT | 3,837 |
| MURDER | 88 |
| FORCIBLE RAPE | 388 |
| ROBBERY | 780 |
| FELONIOUS ASSAULT | 2,581 |
| NON-VIOLENT | 41,041 |
| BREAKING AND ENTERING | 10,319 |
| LARCENY THEFT | 27,685 |
| MOTOR VEHICLE THEFT | 3,037 |

INDEX CRIME RATE PER 100,000 RESIDENTS:

| | |
|-----------------------------|---------|
| TOTAL | 2454.8 |
| VIOLENT | 204.4 |
| MURDER | 4.8 |
| FORCIBLE RAPE | 21.2 |
| ROBBERY | 42.7 |
| FELONIOUS ASSAULT | 141.2 |
| NON-VIOLENT | 2,244.9 |
| BREAKING AND ENTERING | 564.4 |
| LARCENY THEFT | 1,514.4 |
| MOTOR VEHICLE THEFT | 166.1 |

INDEX CRIME CLEARANCES (RATES)

| | |
|-----------------------------|----------------|
| TOTAL | 9,372 (20.9 %) |
| VIOLENT | 2,117 (55.2 %) |
| MURDER | 78 (88.6 %) |
| FORCIBLE RAPE | 159 (40.9 %) |
| ROBBERY | 237 (30.3 %) |
| FELONIOUS ASSAULT | 1,643 (63.7 %) |
| NON-VIOLENT | 7,255 (17.8 %) |
| BREAKING AND ENTERING | 1,324 (12.8 %) |
| LARCENY THEFT | 5,394 (19.4 %) |
| MOTOR VEHICLE THEFT | 537 (17.6 %) |

INDEX CRIME ARRESTS

| | |
|-------------------------|-------|
| TOTAL | 9,092 |
| VIOLENT | 1,433 |
| MURDER | 86 |
| FORCIBLE RAPE | 125 |
| ROBBERY | 280 |
| FELONIOUS ASSAULT | 942 |

INDEX CRIME ARRESTS (cont'd)

| | |
|-----------------------------|-------|
| NON-VIOLENT | 7,659 |
| BREAKING AND ENTERING | 1,477 |
| LARCENY THEFT | 5,675 |
| MOTOR VEHICLE THEFT | 507 |

VALUE OF PROPERTY STOLEN

| | |
|-----------------------|------------------------|
| TOTAL STOLEN | \$ 44,676,788 |
| TOTAL RECOVERED | \$ 13,856,768 (31.0 %) |

LAW ENFORCEMENT OFFICERS

| | |
|--|--------------|
| KILLED | 0 |
| ASSAULTED | 527 |
| ASSAULTED (WITHOUT PERSONAL INJURY) | 450 (85.4 %) |
| ASSAULTED (WITH PERSONAL INJURY) | 77 (14.6 %) |

ARSON OFFENSES (VALUE OF PROPERTY DAMAGED):

| | | |
|------------------|-------|----------------|
| TOTAL | 1,055 | (\$5,885,679) |
| STRUCTURAL | 913 | (\$ 5,338,855) |
| MOBILE | 98 | (\$ 477,461) |
| OTHER | 44 | (\$ 69,363) |

THIS SYNOPSIS OF CRIME IN WEST VIRGINIA FOR 1995 PRESENTS SIGNIFICANT INFORMATION FOR THE YEAR TO PROVIDE READY REFERENCE TO PERSONS NOT PARTICULARLY INTERESTED IN OR IN NEED OF DETAILED STATISTICS OR COMPARISONS.

1995 CRIME RATE BY COUNTY

| OBS | COUNTY | TOTOFF | CRIME RATE | POP |
|-----|------------|--------|------------|--------|
| 1 | RITCHIE | 39 | 3.7783 | 10321 |
| 2 | WEBSTER | 52 | 4.9764 | 10449 |
| 3 | MONROE | 77 | 5.4493 | 14129 |
| 4 | MCDOWELL | 190 | 5.7285 | 33166 |
| 5 | DODDRIDGE | 45 | 6.1524 | 7314 |
| 6 | GRANT | 72 | 6.5664 | 10964 |
| 7 | TYLER | 85 | 7.1187 | 11939 |
| 8 | PLEASANTS | 56 | 7.4474 | 7519 |
| 9 | POCAHONTAS | 75 | 8.2687 | 9070 |
| 10 | WIRT | 47 | 8.6080 | 5460 |
| 11 | CLAY | 93 | 9.0796 | 10242 |
| 12 | TAYLOR | 144 | 9.4032 | 15312 |
| 13 | BROOKE | 226 | 9.6773 | 23350 |
| 14 | WYOMING | 286 | 10.0071 | 28576 |
| 15 | PRESTON | 300 | 10.0230 | 29930 |
| 16 | BARBOUR | 162 | 10.0246 | 16159 |
| 17 | BRAXTON | 149 | 11.2763 | 13212 |
| 18 | WETZEL | 196 | 11.4346 | 17140 |
| 19 | PENDLETON | 95 | 11.7524 | 8083 |
| 20 | GREENBRIER | 409 | 11.8201 | 34601 |
| 21 | CALHOUN | 96 | 12.0595 | 7960 |
| 22 | LEWIS | 212 | 12.0649 | 17571 |
| 23 | GILMER | 100 | 13.3490 | 7491 |
| 24 | ROANE | 206 | 13.4786 | 15282 |
| 25 | MASON | 351 | 13.8013 | 25426 |
| 26 | UPSHUR | 330 | 13.8864 | 23760 |
| 27 | MINGO | 476 | 13.9754 | 34057 |
| 28 | LINCOLN | 311 | 14.1536 | 21973 |
| 29 | SUMMERS | 207 | 14.5997 | 14177 |
| 30 | BOONE | 386 | 14.6371 | 26367 |
| 31 | JACKSON | 397 | 14.8359 | 26758 |
| 32 | HANCOCK | 572 | 14.9063 | 38370 |
| 33 | HAMPSHIRE | 284 | 15.6030 | 18199 |
| 34 | LOGAN | 678 | 15.7567 | 43029 |
| 35 | TUCKER | 126 | 16.0159 | 7867 |
| 36 | NICHOLAS | 440 | 16.0160 | 27466 |
| 37 | MINERAL | 443 | 16.2049 | 27330 |
| 38 | MARION | 972 | 16.6698 | 58285 |
| 39 | WAYNE | 654 | 17.0956 | 38241 |
| 40 | PUTNAM | 813 | 17.2925 | 46997 |
| 41 | HARDY | 201 | 17.4528 | 11516 |
| 42 | RANDOLPH | 515 | 17.9683 | 28657 |
| 43 | HARRISON | 1301 | 18.3311 | 70970 |
| 44 | MERCER | 1284 | 19.6709 | 65268 |
| 45 | MORGAN | 258 | 19.8634 | 12988 |
| 46 | FAYETTE | 1012 | 20.5942 | 49139 |
| 47 | MARSHALL | 835 | 22.3195 | 37409 |
| 48 | WOOD | 2517 | 28.4924 | 88296 |
| 49 | JEFFERSON | 1112 | 28.5006 | 39014 |
| 50 | OHIO | 1505 | 29.9796 | 50176 |
| 51 | MONONGALIA | 2803 | 35.7943 | 78296 |
| 52 | RALEIGH | 3267 | 41.6542 | 78391 |
| 53 | BERKELEY | 2798 | 42.5856 | 65671 |
| 54 | KANAWHA | 9527 | 45.9201 | 207386 |
| 55 | CABELL | 5091 | 50.1463 | 101481 |

*Crime Rate Calculated per 1,000 population.

1995 CRIME RATE IN CLASS I CITIES

| OBS | AGID | TOTOFF | CRIME RATE | POP |
|-----|------------|--------|------------|-------|
| 1 | HUNTINGTON | 3385 | 62.7240 | 53965 |
| 2 | CHARLESTON | 5486 | 97.5959 | 56204 |

*Class I Cities are in excess of 50,000 population.

*Crime Rate Calculated per 1,000 population.

1995 CRIME RATE IN CLASS II CITIES

| OBS | AGID | TOTOFF | CRIME RATE | POP |
|-----|------------------|--------|------------|-------|
| 1 | WEIRTON | 386 | 17.9065 | 21552 |
| 2 | CLARKSBURG | 449 | 25.3146 | 17736 |
| 3 | BLUEFIELD | 331 | 26.1986 | 12634 |
| 4 | ST. ALBANS | 296 | 27.2586 | 10858 |
| 5 | FAIRMONT | 644 | 31.1181 | 20694 |
| 6 | SOUTH CHARLESTON | 460 | 34.1918 | 13453 |
| 7 | WHEELING | 1285 | 37.7019 | 34080 |
| 8 | VIENNA | 419 | 37.8608 | 11066 |
| 9 | MOUNDSVILLE | 506 | 46.6937 | 10836 |
| 10 | PARKERSBURG | 1606 | 48.3567 | 33210 |
| 11 | MORGANTOWN | 1403 | 52.7247 | 26604 |
| 12 | BECKLEY | 1386 | 74.8579 | 18513 |
| 13 | MARTINSBURG | 1146 | 76.5528 | 14970 |

*Class II Cities are 10,000 to 49,999 in population.

*Crime Rate Calculated per 1,000 population.

1995 CRIME RATE IN CLASS III CITIES

| OBS | AGID | TOTOFF | CRIME RATE | POP |
|-----|-----------------------|--------|------------|------|
| 1 | SALEM | 5 | 2.278 | 2195 |
| 2 | RICHWOOD | 6 | 2.336 | 2568 |
| 3 | BETHLEHEM | 7 | 2.659 | 2633 |
| 4 | LOGAN | 13 | 5.928 | 2193 |
| 5 | 01201 | 25 | 8.175 | 3058 |
| 6 | LEWISBURG | 37 | 9.519 | 3887 |
| 7 | WHITE SULPHUR SPRINGS | 28 | 9.746 | 2873 |
| 8 | 01401 | 24 | 11.423 | 2101 |
| 9 | PADEN CITY | 32 | 11.565 | 2767 |
| 10 | FAYETTEVILLE | 27 | 11.905 | 2268 |
| 11 | MADISON | 39 | 12.291 | 3173 |
| 12 | WELLSBURG | 42 | 12.415 | 3383 |
| 13 | MCMECHEN | 26 | 12.683 | 2050 |
| 14 | RAVENSWOOD | 52 | 12.735 | 4083 |
| 15 | MANNINGTON | 23 | 12.809 | 2186 |
| 16 | MILTON | 29 | 12.877 | 2252 |
| 17 | ST. MARYS | 30 | 14.071 | 2132 |
| 18 | SHINNSTON | 42 | 16.483 | 2548 |
| 19 | PHILIPPI | 55 | 17.038 | 3228 |
| 20 | CHESTER | 49 | 17.357 | 2823 |
| 21 | NEW MARTINSVILLE | 119 | 17.930 | 6637 |
| 22 | GRAFTON | 103 | 18.847 | 5465 |
| 23 | WESTON | 95 | 18.913 | 5023 |
| 24 | KINGWOOD | 65 | 19.265 | 3374 |
| 25 | HINTON | 77 | 22.687 | 3394 |
| 26 | MONTGOMERY | 54 | 23.037 | 2344 |
| 27 | WELCH | 75 | 23.961 | 3130 |
| 28 | HURRICANE | 137 | 24.653 | 5557 |
| 29 | SPENCER | 57 | 24.761 | 2302 |
| 30 | WILLIAMSON | 106 | 25.365 | 4179 |

1995 CRIME RATE IN CLASS III CITIES

| OBS | AGID | TOTOFF | CRIME RATE | POP |
|------------|---------------|---------------|-------------------|------------|
| 31 | FOLLANSBEE | 92 | 27.879 | 3300 |
| 32 | WILLIAMSTOWN | 89 | 29.363 | 3031 |
| 33 | MOOREFIELD | 70 | 29.536 | 2370 |
| 34 | BUCKHANNON | 192 | 30.349 | 6326 |
| 35 | SUMMERSVILLE | 98 | 30.779 | 3184 |
| 36 | PT. PLEASANT | 149 | 30.216 | 4835 |
| 37 | ELKINS | 303 | 38.142 | 7944 |
| 38 | DUNBAR | 341 | 40.074 | 8509 |
| 39 | KENOVA | 148 | 40.228 | 3679 |
| 40 | CHARLES TOWN | 138 | 41.034 | 3363 |
| 41 | KEYSER | 247 | 41.498 | 5952 |
| 42 | WESTOVER | 178 | 43.487 | 4093 |
| 43 | PRINCETON | 317 | 43.892 | 7222 |
| 44 | BRIDGEPORT | 323 | 46.341 | 6970 |
| 45 | RIPLEY | 146 | 47.449 | 3077 |
| 46 | NITRO | 333 | 49.684 | 6702 |
| 47 | OAK HILL | 359 | 52.163 | 6882 |
| 48 | RANSON | 179 | 61.787 | 2897 |
| 49 | BARBOURSVILLE | 420 | 150.536 | 2790 |

*Class III Cities are 2,000 to 9,999 in population.

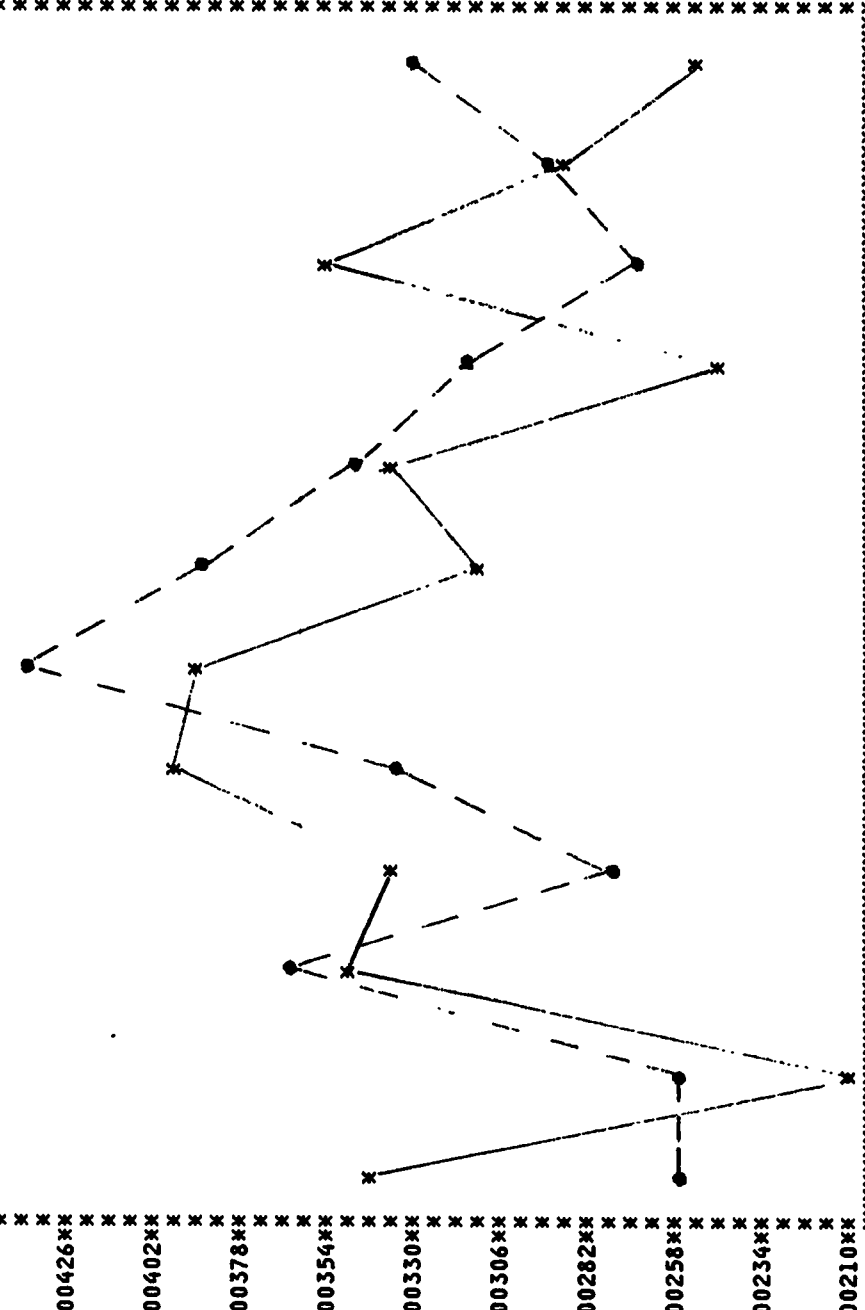
*Crime Rate Calculated per 1,000 population.

I, II, and III City Populations provided by the United States Census Bureau.

VIOLENT CRIME OFFENSES

January - December
1995, 1994

| | | NUMBER OF OFFENSES BY MONTH | | | | | | | | | | | | CRIME * OFF CLEARED * | | | |
|------------------|--|-----------------------------|-------|------|-------|-------|-------|-------|------|-------|-------|------|-------|-----------------------|------|---------------|-------|
| | | JAN | FEB | MAR | APR | MAY | JUN | JUL | AUG | SEP | OCT | NOV | DEC | TOT | RATE | (1,000)*ADULT | JUVE |
| PERIOD 1 95 | | 345 | 214 | 350 | 397 | 394 | 313 | 340 | 249 | 354 | 288 | 254 | 3837 | 2.07 | 1945 | 172 | * |
| PERIOD 2 94 | | 260 | 261 | 369 | 280 | 443 | 394 | 352 | 319 | 275 | 299 | 333 | 3926 | 2.12 | 1709 | 134 | * |
| NUMERICAL CHANGE | | 85+ | 47- | 19- | 59+ | 56+ | 49- | 81- | 12- | 79+ | 11- | 79- | 89- | .05- | 236+ | 38+ | * |
| PERCENT CHANGE | | 32.7+ | 18.0- | 5.1- | 21.1+ | 16.4+ | 11.1- | 20.6- | 3.4- | 21.9- | 28.7+ | 3.7- | 23.7- | 2.3- | 2.4- | 13.8+ | 28.4+ |



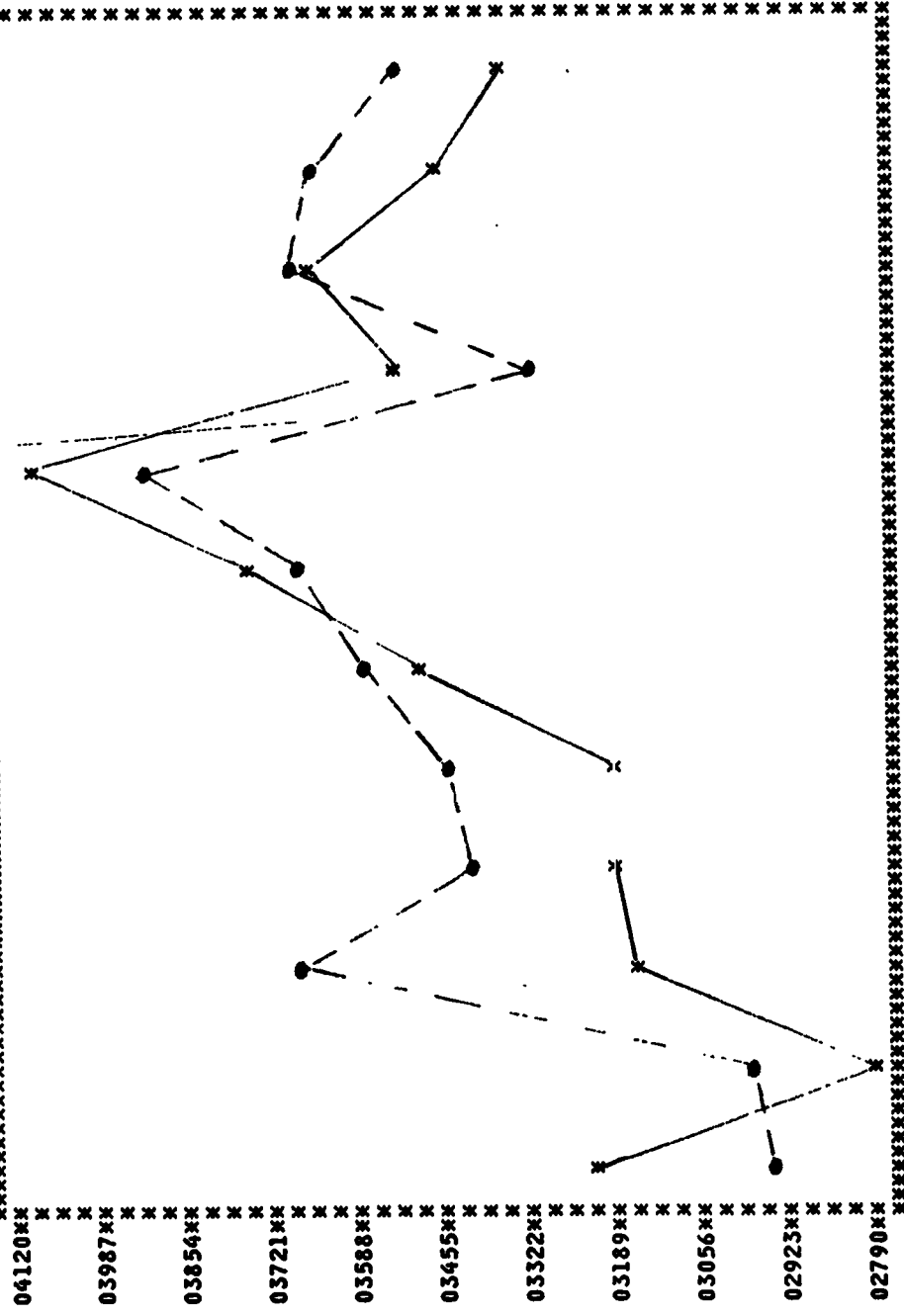
PERIOD 1 * - - - - -
PERIOD 2 * - - - - -

EACH VERTICAL LINE
REPRESENTS A VALUE OF
6.00

NON-VIOLENT PROPERTY OFFENSES

January - December
1995, 1994

| | | NUMBER OF OFFENSES BY MONTH | | | | | | | | | | | | CRIME * OFF CLEARED * | | | |
|------------------|---------|-----------------------------|------|-------|------|------|------|------|------|------|------|------|-------|-----------------------|-------|-------|------|
| | | JAN | FEB | MAR | APR | MAY | JUN | JUL | AUG | SEP | OCT | NOV | DEC | TOT | RATE | ADULT | JUVE |
| PERIOD 1 95 | 04120** | 2981 | 2796 | 3186 | 3205 | 3198 | 3502 | 3768 | 4113 | 3552 | 3669 | 3455 | 3372 | 41041 | 22.16 | 5460 | 1795 |
| PERIOD 2 94 | 03987** | 2444 | 3017 | 3702 | 3437 | 3474 | 3610 | 3709 | 3923 | 3543 | 3698 | 3656 | 42082 | 42082 | 22.72 | 5628 | 1799 |
| NUMERICAL CHANGE | 03854** | 8.2+ | 7.3- | 15.9- | 6.8- | 7.9- | 3.0- | 1.6+ | 4.8+ | 6.3+ | 8- | 5.5- | 160- | 2.5- | 2.5- | 3.0- | .2- |
| PERCENT CHANGE | 03721** | 27.2 | 25.8 | 49.7 | 21.2 | 22.5 | 19.1 | 4.3 | 20.5 | 15.3 | 14.9 | 15.0 | 42.4 | 11.5 | 45.8 | 16.7 | 11.7 |

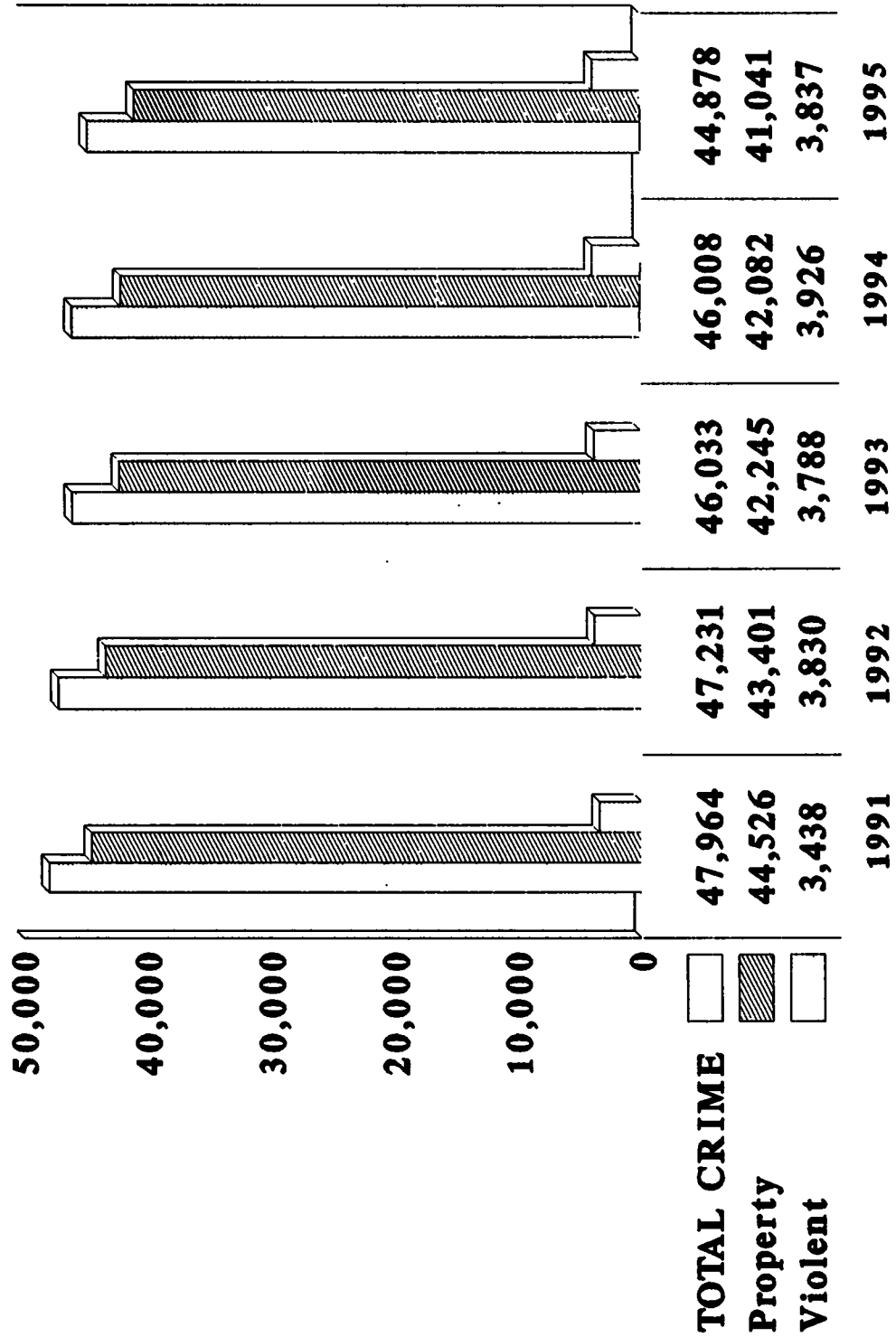


PERIOD 1 * - - -
PERIOD 2 ● - - -

EACH VERTICAL LINE
REPRESENTS A VALUE OF
33.25

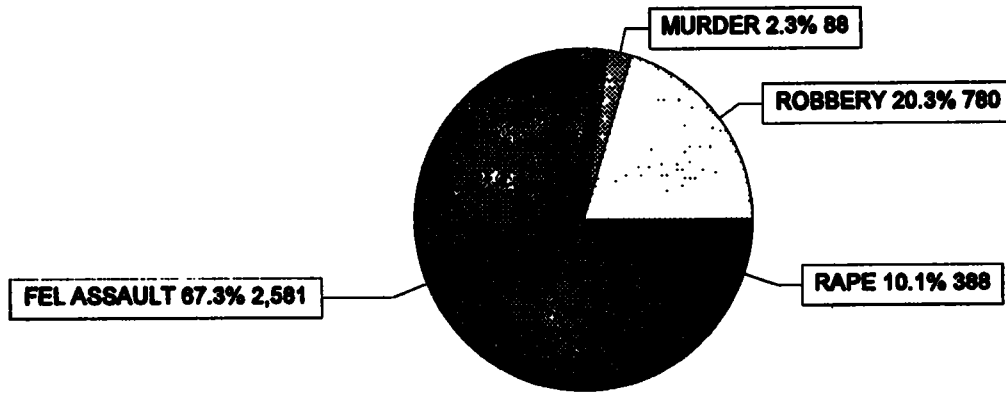
TOTAL CRIME FOR WV

5 Year Trend based on # of offenses

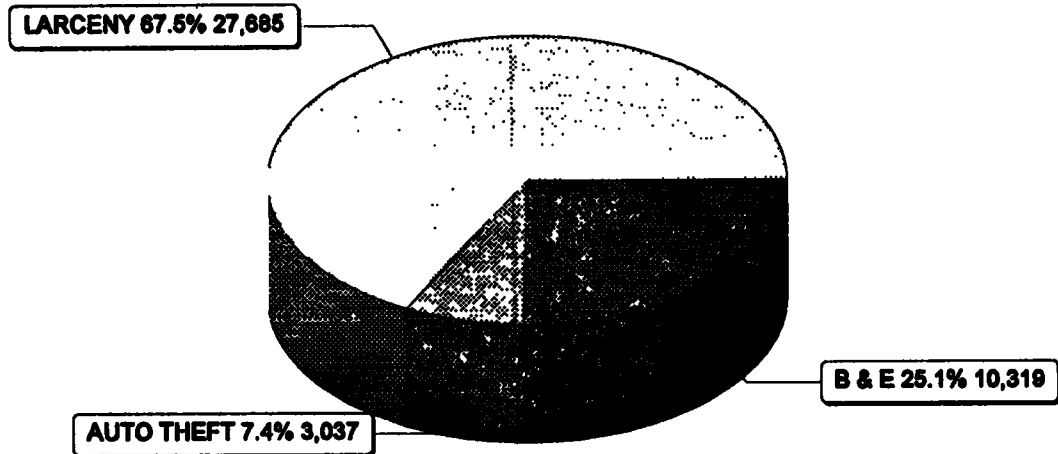


1995

VIOLENT CRIME



NON-VIOLENT CRIMES



VALUE OF PROPERTY STOLEN

January - December
1995, 1994

| BREAKING AND ENTERING | | | | ROBBERY | | | |
|-------------------------------------|------|--------|------------|-------------------|------|--------|---------|
| CLASSIFICATION | | NUMBER | AMOUNT | CLASSIFICATION | | NUMBER | AMOUNT |
| RESIDENCE-COMMITTED DURING NIGHT | 1995 | 2,505 | 2,452,254 | HIGHWAY | 1995 | 287 | 72,700 |
| | 1994 | 2,585 | 2,221,866 | | 1994 | 742 | 53,308 |
| PERCENT OF CHANGE | | 3.09- | 10.37+ | PERCENT OF CHANGE | | 18.60+ | 36.38+ |
| RESIDENCE-COMMITTED DURING DAY | 1995 | 1,828 | 2,269,112 | COMMERCIAL HOUSE | 1995 | 52 | 89,313 |
| | 1994 | 1,856 | 1,817,504 | | 1994 | 44 | 14,206 |
| PERCENT OF CHANGE | | 1.51- | 24.85+ | PERCENT OF CHANGE | | 18.18+ | 528.70+ |
| RESIDENCE-COMMITTED UNKNOWN | 1995 | 2,093 | 2,229,853 | SERVICE STATION | 1995 | 39 | 19,413 |
| | 1994 | 2,110 | 2,192,313 | | 1994 | 60 | 27,375 |
| PERCENT OF CHANGE | | .81- | 1.71+ | PERCENT OF CHANGE | | 35.00- | 29.08- |
| NONRESIDENCE-COMMITTED DURING NIGHT | 1995 | 2,375 | 2,372,703 | CHAIN STORE | 1995 | 71 | 40,483 |
| | 1994 | 2,587 | 2,546,438 | | 1994 | 83 | 24,819 |
| PERCENT OF CHANGE | | 8.19- | 6.82- | PERCENT OF CHANGE | | 14.46- | 63.11+ |
| NONRESIDENCE-COMMITTED DURING DAY | 1995 | 485 | 355,253 | RESIDENCE | 1995 | 73 | 56,904 |
| | 1994 | 454 | 442,784 | | 1994 | 100 | 63,273 |
| PERCENT OF CHANGE | | 6.83+ | 19.77- | PERCENT OF CHANGE | | 27.00- | 10.07- |
| NONRESIDENCE-COMMITTED UNKNOWN | 1995 | 1,033 | 962,635 | BANK | 1995 | 17 | 147,430 |
| | 1994 | 1,071 | 1,256,050 | | 1994 | 9 | 242,935 |
| PERCENT OF CHANGE | | 3.55- | 23.36- | PERCENT OF CHANGE | | 88.89+ | 39.31- |
| TOTAL | 1995 | 10,319 | 10,641,810 | MISCELLANEOUS | 1995 | 241 | 92,618 |
| | 1994 | 10,663 | 10,476,955 | | 1994 | 233 | 131,356 |
| PERCENT OF CHANGE | | 3.23- | 1.57+ | PERCENT OF CHANGE | | 3.43+ | 29.49- |
| | | | | TOTAL | 1995 | 780 | 518,861 |
| | | | | | 1994 | 771 | 557,272 |
| | | | | PERCENT OF CHANGE | | 1.17+ | 6.89- |

| LARCENY BY CLASSIFICATION | | | | LARCENY BY VALUE | | | |
|---------------------------|------|--------|------------|-------------------|------|--------|------------|
| CLASSIFICATION | | NUMBER | AMOUNT | CLASSIFICATION | | NUMBER | AMOUNT |
| POCKET-PICKING | 1995 | 105 | 20,807 | \$200 AND OVER | 1995 | 11,135 | 12,202,605 |
| | 1994 | 126 | 29,809 | | 1994 | 10,811 | 10,955,823 |
| PERCENT OF CHANGE | | 16.67- | 30.20- | PERCENT OF CHANGE | | 3.00+ | 11.38+ |
| PURSE-SNATCHING | 1995 | 216 | 55,866 | \$50 TO \$200 | 1995 | 7,439 | 925,064 |
| | 1994 | 311 | 112,003 | | 1994 | 7,586 | 855,707 |
| PERCENT OF CHANGE | | 30.55- | 50.12- | PERCENT OF CHANGE | | 1.94- | 8.07+ |
| CARGO-THEFTS | 1995 | 123 | 403,148 | UNDER \$50 | 1995 | 9,111 | 211,807 |
| | 1994 | 113 | 296,278 | | 1994 | 9,751 | 185,571 |
| PERCENT OF CHANGE | | 8.85+ | 36.07+ | PERCENT OF CHANGE | | 6.56- | 14.76+ |
| SHOPLIFTING | 1995 | 4,887 | 357,990 | TOTAL | 1995 | 27,685 | 13,339,471 |
| | 1994 | 4,769 | 287,595 | | 1994 | 28,148 | 11,997,182 |
| PERCENT OF CHANGE | | 2.47+ | 24.48+ | PERCENT OF CHANGE | | 1.64- | 11.19+ |
| FROM AUTOS | 1995 | 7,555 | 3,173,522 | | | | |
| | 1994 | 7,500 | 3,341,541 | | | | |
| PERCENT OF CHANGE | | .73+ | 5.03- | | | | |
| AUTO PARTS-ACCESSORIES | 1995 | 2,211 | 853,317 | | | | |
| | 1994 | 2,412 | 631,143 | | | | |
| PERCENT OF CHANGE | | 8.33- | 35.20+ | | | | |
| BICYCLES | 1995 | 1,419 | 328,870 | | | | |
| | 1994 | 1,402 | 327,987 | | | | |
| PERCENT OF CHANGE | | 1.21+ | .27+ | | | | |
| FROM BUILDINGS | 1995 | 3,872 | 2,662,578 | | | | |
| | 1994 | 3,646 | 2,488,311 | | | | |
| PERCENT OF CHANGE | | 6.20+ | 7.00+ | | | | |
| COIN OPERATED MACHINES | 1995 | 204 | 88,890 | | | | |
| | 1994 | 299 | 64,810 | | | | |
| PERCENT OF CHANGE | | 31.77- | 37.15+ | | | | |
| LIVESTOCK | 1995 | 50 | 62,387 | | | | |
| | 1994 | 58 | 27,952 | | | | |
| PERCENT OF CHANGE | | 13.79- | 123.19+ | | | | |
| ALL OTHER | 1995 | 7,043 | 5,332,096 | | | | |
| | 1994 | 7,512 | 4,389,753 | | | | |
| PERCENT OF CHANGE | | 6.24- | 21.47+ | | | | |
| TOTAL | 1995 | 27,685 | 13,339,471 | | | | |
| | 1994 | 28,148 | 11,997,182 | | | | |
| PERCENT OF CHANGE | | 1.64- | 11.19+ | | | | |

| AUTO THEFT | | | |
|---------------------|------|--------|------------|
| CLASSIFICATION | | NUMBER | AMOUNT |
| MOTOR VEHICLE THEFT | 1995 | 3,037 | 20,175,416 |
| | 1994 | 3,271 | 18,670,968 |
| PERCENT OF CHANGE | | 7.15- | 8.06+ |

WEST VIRGINIA CRIME INDEX
5 - YEAR RECAPITULATION OF OFFENSES
1991 - 1995

| INDEX OFFENSES | YEAR | NUMBER OF OFFENSES | PERCENT CHANGE | RATE PER 100,000 POPULATION | PERCENT CHANGE |
|--------------------------------|-------------|---------------------------|-----------------------|------------------------------------|-----------------------|
| MURDER | 1991 | 111 | | 6.1 | |
| | 1992 | 115 | +3.6 % | 6.4 | +4.9 % |
| | 1993 | 126 | + 9.6 % | 6.9 | + 7.8 % |
| | 1994 | 98 | - 22.2 % | 5.4 | - 21.7 % |
| | 1995 | 88 | - 10.2 % | 4.8 | - 11.1 % |
| FORCIBLE RAPE | 1991 | 413 | | 22.7 | |
| | 1992 | 393 | -4.8 % | 21.7 | -4.9 % |
| | 1993 | 364 | - 7.4 % | 20.1 | - 7.4 % |
| | 1994 | 370 | + 1.6 % | 20.3 | + 1.0 % |
| | 1995 | 388 | + 4.9 % | 21.2 | + 4.4 % |
| ROBBERY | 1991 | 779 | | 42.8 | |
| | 1992 | 787 | +1.0 % | 43.5 | + 1.6 % |
| | 1993 | 781 | - 0.8 % | 43.0 | - 1.1 % |
| | 1994 | 771 | + 1.3 % | 42.3 | - 1.6 % |
| | 1995 | 780 | + 1.2 % | 42.7 | + 0.9 % |
| FELONIOUS ASSAULT | 1991 | 2,135 | | 117.4 | |
| | 1992 | 2,535 | +18.7 % | 139.9 | + 19.2 % |
| | 1993 | 2,517 | - 0.7 % | 138.5 | - 1.0 % |
| | 1994 | 2,687 | + 6.6 % | 147.5 | + 6.5 % |
| | 1995 | 2,581 | - 3.9 % | 141.2 | - 4.3 % |
| BREAKING & ENTERING | 1991 | 12,008 | | 660.4 | |
| | 1992 | 11,277 | -6.1 % | 622.5 | - 5.7 % |
| | 1993 | 10,894 | - 3.4 % | 599.1 | - 3.7 % |
| | 1994 | 10,663 | - 2.1 % | 585.2 | - 2.3 % |
| | 1995 | 10,319 | - 3.2 % | 564.4 | - 3.6 % |
| LARCENY THEFT | 1991 | 29,368 | | 1,615.2 | |
| | 1992 | 29,158 | -0.7 % | 1,609.5 | - 0.4 % |
| | 1993 | 28,413 | - 2.6 % | 1,563.5 | - 2.9 % |
| | 1994 | 28,148 | - 0.9 % | 1,544.9 | - 1.2 % |
| | 1995 | 27,685 | - 1.6 % | 1,514.4 | - 2.0 % |
| MOTOR VEHICLE THEFT | 1991 | 3,150 | | 173.3 | |
| | 1992 | 2,966 | -5.8 % | 163.7 | - 5.5 % |
| | 1993 | 2,938 | - 1.0 % | 161.5 | - 1.3 % |
| | 1994 | 3,271 | + 11.3 % | 179.5 | + 11.1 % |
| | 1995 | 3,037 | - 8.5 % | 166.1 | - 7.5 % |
| VIOLENT CRIME | 1991 | 3,438 | | 189.1 | |
| | 1992 | 3,830 | +11.4 % | 211.4 | + 11.8 % |
| | 1993 | 3,788 | - 1.1 % | 208.4 | - 1.4 % |
| | 1994 | 3,926 | + 3.6 % | 215.5 | + 3.4 % |
| | 1995 | 3,837 | - 2.3 % | 204.4 | - 5.2 % |
| NON-VIOLENT CRIME | 1991 | 44,526 | | 2,448.9 | |
| | 1992 | 43,401 | -2.5 % | 2,395.7 | - 2.2 % |
| | 1993 | 42,245 | - 2.7 % | 2,324.2 | - 3.0 % |
| | 1994 | 42,082 | - 0.4 % | 2,309.7 | - 0.6 % |
| | 1995 | 41,041 | - 2.5 % | 2,244.9 | - 2.8 % |
| TOTAL FOR WEST VIRGINIA | 1991 | 47,964 | | 2,638.0 | |
| | 1992 | 47,231 | -1.5 % | 2,607.2 | - 1.2 % |
| | 1993 | 46,033 | - 2.5 % | 2,532.6 | - 2.9 % |
| | 1994 | 46,008 | - 0.1 % | 2,525.1 | - 0.3 % |
| | 1995 | 44,878 | - 2.5 % | 2,454.8 | - 2.8 % |

CRIMINAL HOMICIDE - MURDER

DEFINITION

Murder is defined as the unlawful killing of a human being with malice aforethought. Any death due to a fight, argument, quarrel, assault or commission of a crime is included. This index offense is scored by police on the basis of their investigation without regard as to the findings of a court or jury or the decision of a prosecutor. Attempts to kill and assault to kill are scored as felonious assaults and not as murder. Suicide, accidental deaths, justifiable homicides and traffic deaths caused by the negligence of someone other than the victim are not included.

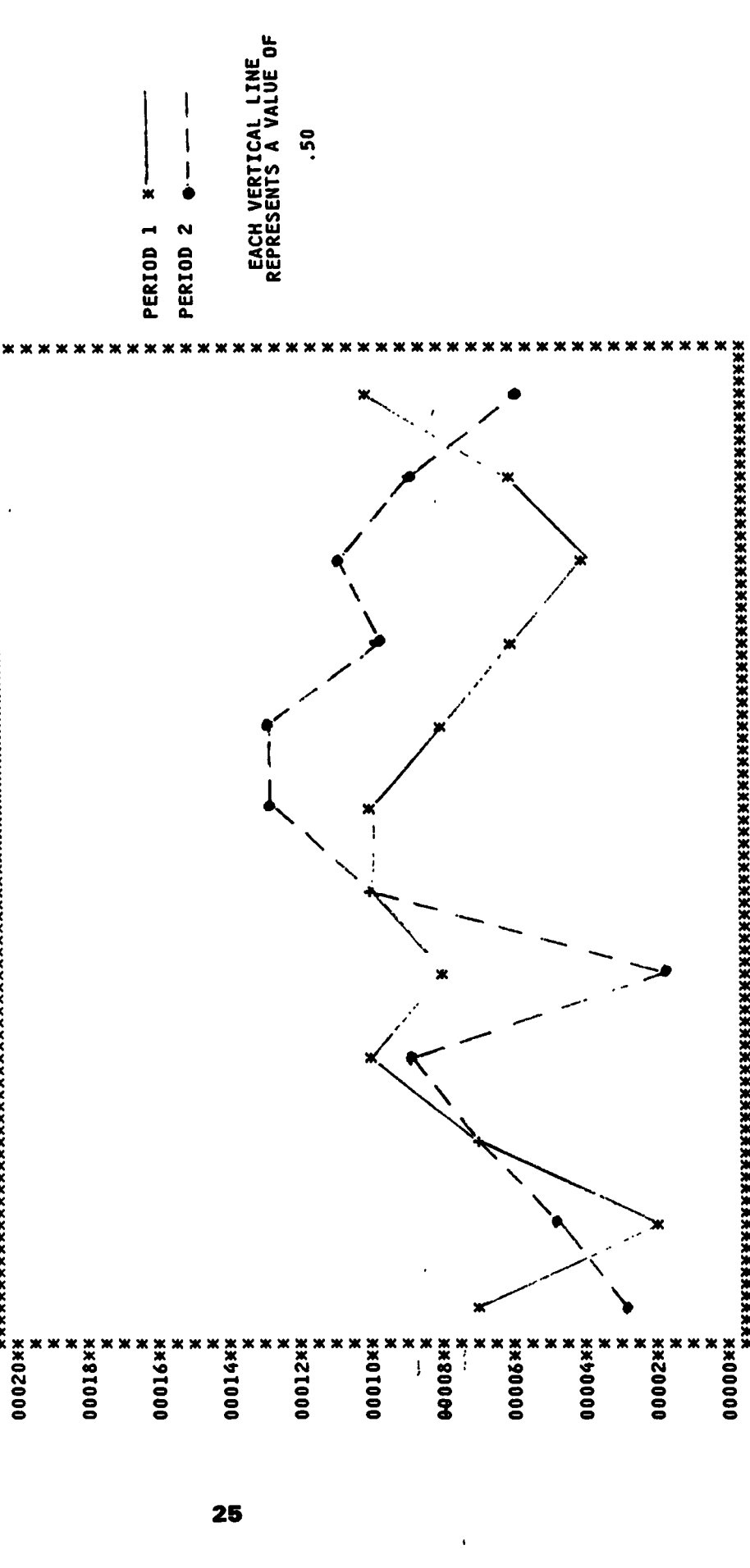
MURDER SUMMARY 1995

- A total of 88 murder offenses were reported for 1995.
- Murders comprised 2.3 percent of the total for the Violent Crime category and 0.2 percent of the total Crime Index Offenses.
- June and July recorded the highest number of murders with 10 for each month.
- There were 4.8 Murder victims per 100,000 population in West Virginia.
- Males accounted for 75.0 percent of the Murder Victims; 87.5 percent of the victims were white.
- The largest number of victims, 13, fell in the 35-39 age group category.
- Firearms were used in 65 (73.9 %) of the Murders reported, with handguns being used in 47 of those. This is a 5.3 % decrease in firearms being used as a Murder Weapon.
- A total of 78 Murders were cleared by arrest or exceptional clearance, a clearance rate of 88.6 percent. Adults were involved in 70 of the clearances.
- There were 86 persons arrested for Murder offenses; 79 of those arrested were males, 17 were under 18, and 64 were white.

MURDER

January - December
1995, 1994

| | NUMBER OF OFFENSES BY MONTH | | | | | | | | | | | | CRIME * OFF CLEARED | | | |
|------------------|-----------------------------|-------|-----|-------|--------|-----|-------|-------|-------|-------|-------|-------|---------------------|------|---------------|--------|
| | JAN | FEB | MAR | APR | MAY | JUN | JUL | AUG | SEP | OCT | NOV | DEC | TOT | RATE | (1,000)*ADULT | JUVE |
| PERIOD 1 95 | 7 | 2 | 7 | 7 | 8 | 10 | 10 | 8 | 6 | 4 | 6 | 10 | 88 | .05 | 70 | 8 |
| PERIOD 2 94 | 3 | 5 | 7 | 9 | 2 | 10 | 13 | 13 | 10 | 11 | 9 | 6 | 98 | .05 | 88 | 3 |
| NUMERICAL CHANGE | 4+ | 3- | 0 | 1+ | 6+ | 0 | 3- | 5- | 4- | 7- | 3- | 4+ | 10- | .00 | 18- | 5+ |
| PERCENT CHANGE | 133.3+ | 60.0- | .0 | 11.1+ | 300.0+ | .0 | 23.1- | 38.5- | 40.0- | 63.6- | 33.3- | 66.7+ | 10.2- | .0 | 20.5- | 166.7+ |



PERIOD 1 * ————
 PERIOD 2 ● - - - -

EACH VERTICAL LINE OF
 REPRESENTS A VALUE OF
 .50

1995 MURDER CRIME RATE BY COUNTY

| OBS | COUNTY | MURDER | CRIME RATE | POP |
|-----|------------|--------|------------|--------|
| 1 | RITCHIE | 0 | 0.00000 | 10321 |
| 2 | DODDRIDGE | 0 | 0.00000 | 7314 |
| 3 | GRANT | 0 | 0.00000 | 10964 |
| 4 | TYLER | 0 | 0.00000 | 11939 |
| 5 | PLEASANTS | 0 | 0.00000 | 7519 |
| 6 | WIRT | 0 | 0.00000 | 5460 |
| 7 | CLAY | 0 | 0.00000 | 10242 |
| 8 | BROOKE | 0 | 0.00000 | 23350 |
| 9 | BARBOUR | 0 | 0.00000 | 16159 |
| 10 | BRAXTON | 0 | 0.00000 | 13212 |
| 11 | WETZEL | 0 | 0.00000 | 17140 |
| 12 | PENDLETON | 0 | 0.00000 | 8083 |
| 13 | CALHOUN | 0 | 0.00000 | 7960 |
| 14 | LEWIS | 0 | 0.00000 | 17571 |
| 15 | GILMER | 0 | 0.00000 | 7491 |
| 16 | UPSHUR | 0 | 0.00000 | 23760 |
| 17 | LINCOLN | 0 | 0.00000 | 21973 |
| 18 | BOONE | 0 | 0.00000 | 26367 |
| 19 | JACKSON | 0 | 0.00000 | 26758 |
| 20 | HANCOCK | 0 | 0.00000 | 38370 |
| 21 | TUCKER | 0 | 0.00000 | 7867 |
| 22 | MORGAN | 0 | 0.00000 | 12988 |
| 23 | WOOD | 1 | 0.01132 | 88296 |
| 24 | MARION | 1 | 0.01715 | 58285 |
| 25 | LOGAN | 1 | 0.02324 | 43029 |
| 26 | MONONGALIA | 2 | 0.02554 | 78296 |
| 27 | WAYNE | 1 | 0.02614 | 38241 |
| 28 | HARRISON | 2 | 0.02818 | 70970 |
| 29 | GREENBRIER | 1 | 0.02890 | 34601 |
| 30 | PRESTON | 1 | 0.03341 | 29930 |
| 31 | RANDOLPH | 1 | 0.03489 | 28657 |
| 32 | WYOMING | 1 | 0.03499 | 28576 |
| 33 | NICHOLAS | 1 | 0.03640 | 27466 |
| 34 | MINERAL | 1 | 0.03658 | 27330 |
| 35 | CABELL | 4 | 0.03940 | 101481 |
| 36 | BERKELEY | 3 | 0.04566 | 65671 |
| 37 | RALEIGH | 4 | 0.05100 | 78391 |
| 38 | OHIO | 3 | 0.05976 | 50176 |
| 39 | KANAWHA | 13 | 0.06266 | 207386 |
| 40 | PUTNAM | 3 | 0.06381 | 46997 |
| 41 | TAYLOR | 1 | 0.06530 | 15312 |
| 42 | ROANE | 1 | 0.06543 | 15282 |
| 43 | JEFFERSON | 3 | 0.07689 | 39014 |
| 44 | MASON | 2 | 0.07864 | 25426 |
| 45 | MARSHALL | 3 | 0.08019 | 37409 |
| 46 | HARDY | 1 | 0.08683 | 11516 |
| 47 | MERCER | 6 | 0.09192 | 65268 |
| 48 | FAYETTE | 5 | 0.10175 | 49139 |
| 49 | HAMPSHIRE | 2 | 0.10988 | 18199 |
| 50 | POCAHONTAS | 1 | 0.11025 | 9070 |
| 51 | SUMMERS | 2 | 0.14106 | 14177 |
| 52 | MONROE | 2 | 0.14154 | 14129 |
| 53 | MINGO | 5 | 0.14680 | 34057 |
| 54 | WEBSTER | 2 | 0.19140 | 10449 |
| 55 | MCDOWELL | 8 | 0.24120 | 33166 |

*Crime Rate Calculated per 1,000 population.

1995 MURDER CRIME RATE IN CLASS I CITIES

| OBS | AGID | MURDER | CRIME RATE | POP |
|-----|------------|--------|------------|-------|
| 1 | HUNTINGTON | 3 | 0.05559 | 53965 |
| 2 | CHARLESTON | 9 | 0.16011 | 56204 |

*Class I Cities are in excess of 50,000 population.

*Crime Rate Calculated per 1,000 population.

1995 MURDER CRIME RATE IN CLASS II CITIES

| OBS | AGID | MURDER | CRIME RATE | POP |
|-----|------------------|--------|------------|-------|
| 1 | WEIRTON | 0 | 0.00000 | 21552 |
| 2 | ST. ALBANS | 0 | 0.00000 | 10858 |
| 3 | SOUTH CHARLESTON | 0 | 0.00000 | 13453 |
| 4 | VIENNA | 0 | 0.00000 | 11066 |
| 5 | MOUNDSVILLE | 0 | 0.00000 | 10836 |
| 6 | MORGANTOWN | 0 | 0.00000 | 26604 |
| 7 | PARKERSBURG | 1 | 0.03011 | 33210 |
| 8 | FAIRMONT | 1 | 0.04832 | 20694 |
| 9 | CLARKSBURG | 1 | 0.05633 | 17736 |
| 10 | WHEELING | 2 | 0.05868 | 34080 |
| 11 | MARTINSBURG | 1 | 0.06680 | 14970 |
| 12 | BECKLEY | 2 | 0.10802 | 18513 |
| 13 | BLUEFIELD | 3 | 0.23745 | 12634 |

*Class II Cities are 10,000 to 49,999 in population.

*Crime Rate Calculated per 1,000 population.

1995 MURDER CRIME RATE IN CLASS III CITIES

| OBS | AGID | MURDER | CRIME RATE | POP |
|-----|-----------------------|--------|------------|------|
| 1 | SALEM | 0 | 0.00000 | 2195 |
| 2 | RICHWOOD | 0 | 0.00000 | 2568 |
| 3 | BETHLEHEM | 0 | 0.00000 | 2633 |
| 4 | LOGAN | 0 | 0.00000 | 2193 |
| 5 | 01201 | 0 | 0.00000 | 3058 |
| 6 | LEWISBURG | 0 | 0.00000 | 3887 |
| 7 | WHITE SULPHUR SPRINGS | 0 | 0.00000 | 2873 |
| 8 | PADEN CITY | 0 | 0.00000 | 2767 |
| 9 | FAYETTEVILLE | 0 | 0.00000 | 2268 |
| 10 | MADISON | 0 | 0.00000 | 3173 |
| 11 | WELLSBURG | 0 | 0.00000 | 3383 |
| 12 | RAVENSWOOD | 0 | 0.00000 | 4083 |
| 13 | MANNINGTON | 0 | 0.00000 | 2186 |
| 14 | MILTON | 0 | 0.00000 | 2252 |
| 15 | ST. MARYS | 0 | 0.00000 | 2132 |
| 16 | SHINNSTON | 0 | 0.00000 | 2548 |
| 17 | PHILIPPI | 0 | 0.00000 | 3228 |
| 18 | CHESTER | 0 | 0.00000 | 2823 |
| 19 | NEW MARTINSVILLE | 0 | 0.00000 | 6637 |
| 20 | GRAFTON | 0 | 0.00000 | 5465 |
| 21 | WESTON | 0 | 0.00000 | 5023 |
| 22 | KINGWOOD | 0 | 0.00000 | 3374 |
| 23 | HINTON | 0 | 0.00000 | 3394 |
| 24 | MONTGOMERY | 0 | 0.00000 | 2344 |
| 25 | WELCH | 0 | 0.00000 | 3130 |
| 26 | HURRICANE | 0 | 0.00000 | 5557 |
| 27 | SPENCER | 0 | 0.00000 | 2302 |
| 28 | WILLIAMSON | 0 | 0.00000 | 4179 |
| 29 | FOLLANSBEE | 0 | 0.00000 | 3300 |
| 30 | WILLIAMSTOWN | 0 | 0.00000 | 3031 |

1995 MURDER CRIME RATE IN CLASS III CITIES

| OBS | AGID | MURDER | CRIME RATE | POP |
|------------|---------------|---------------|-------------------|------------|
| 31 | MOOREFIELD | 0 | 0.00000 | 2370 |
| 32 | BUCKHANNON | 0 | 0.00000 | 6326 |
| 33 | SUMMERSVILLE | 0 | 0.00000 | 3134 |
| 34 | PT. PLEASANT | 0 | 0.00000 | 4835 |
| 35 | ELKINS | 0 | 0.00000 | 7944 |
| 36 | DUNBAR | 0 | 0.00000 | 8509 |
| 37 | KENOVA | 0 | 0.00000 | 3679 |
| 38 | CHARLES TOWN | 0 | 0.00000 | 3363 |
| 39 | WESTOVER | 0 | 0.00000 | 4093 |
| 40 | BRIDGEPORT | 0 | 0.00000 | 6970 |
| 41 | RIPLEY | 0 | 0.00000 | 3077 |
| 42 | NITRO | 0 | 0.00000 | 6702 |
| 43 | OAK HILL | 0 | 0.00000 | 6882 |
| 44 | RANSON | 0 | 0.00000 | 2897 |
| 45 | BARBOURSVILLE | 0 | 0.00000 | 2790 |
| 46 | PRINCETON | 1 | 0.13846 | 7222 |
| 47 | KEYSER | 1 | 0.16801 | 5952 |
| 48 | 01401 | 1 | 0.47596 | 2101 |
| 49 | MCMECHEN | 1 | 0.43780 | 2050 |

***Class III Cities are 2,000 to 9,999 in population.**

***Crime Rate Calculated per 1,000 population.**

I, II, and III City Populations provided by the United States Census Bureau.

MURDER VICTIMS BY AGE, SEX AND RACE

January - December
1995, 1994

| | AGE | NUMBER | PERCENT DISTRIB | SEX MALE | FEMALE | RACE WHITE | BLACK | AMER IND | ASI | ISD | OTHER |
|----------------|-------------|---------|--------------------|-------------|--------|---------------|--------|----------|-----|-----|-------|
| 1995 | 1-4 | 3 | 3.41 | | 3 | 2 | 1 | | | | |
| 1994 | | 2 | 2.04 | 2 | | 2 | | | | | |
| PERCENT CHANGE | | 50.00+ | | | | | | | | | |
| 1995 | 5-9 | 0 | .00 | | | | | | | | |
| 1994 | | 0 | .00 | | | | | | | | |
| PERCENT CHANGE | | | | | | | | | | | |
| 1995 | 10-14 | 1 | 1.14 | | 1 | 1 | | | | | |
| 1994 | | 0 | .00 | | | | | | | | |
| PERCENT CHANGE | | | | | | | | | | | |
| 1995 | 15-19 | 10 | 11.36 | 7 | 3 | 7 | 3 | | | | |
| 1994 | | 8 | 8.16 | 3 | 5 | 5 | 3 | | | | |
| PERCENT CHANGE | | 25.00+ | | 133.33+ | 40.00- | 40.00+ | | | | | |
| 1995 | 20-24 | 9 | 10.23 | 8 | 1 | 9 | | | | | |
| 1994 | | 13 | 13.27 | 10 | 3 | 8 | 5 | | | | |
| PERCENT CHANGE | | 30.77- | | 20.00- | 66.67- | 12.50+ | | | | | |
| 1995 | 25-29 | 10 | 11.36 | 6 | 4 | 9 | | 1 | | | |
| 1994 | | 12 | 12.24 | 8 | 4 | 10 | 2 | | | | |
| PERCENT CHANGE | | 16.67- | | 25.00- | | 10.00- | | | | | |
| 1995 | 30-34 | 10 | 11.36 | 8 | 2 | 9 | 1 | | | | |
| 1994 | | 9 | 9.18 | 6 | 3 | 6 | 3 | | | | |
| PERCENT CHANGE | | 11.11+ | | 33.33+ | 33.33- | 50.00+ | 66.67- | | | | |
| 1995 | 35-39 | 13 | 14.77 | 10 | 3 | 12 | 1 | | | | |
| 1994 | | 13 | 13.27 | 11 | 2 | 10 | 3 | | | | |
| PERCENT CHANGE | | | | 9.09- | 50.00+ | 20.00+ | 66.67- | | | | |
| 1995 | 40-44 | 4 | 4.55 | 4 | | 2 | 2 | | | | |
| 1994 | | 5 | 5.10 | 4 | 1 | 5 | | | | | |
| PERCENT CHANGE | | 20.00- | | | | 60.00- | | | | | |
| 1995 | 45-49 | 10 | 11.36 | 8 | 2 | 10 | | | | | |
| 1994 | | 8 | 8.16 | 5 | 3 | 7 | 1 | | | | |
| PERCENT CHANGE | | 25.00+ | | 60.00+ | 33.33- | 42.86+ | | | | | |
| 1995 | 50-54 | 8 | 9.09 | 6 | 2 | 8 | | | | | |
| 1994 | | 6 | 6.12 | 3 | 3 | 6 | | | | | |
| PERCENT CHANGE | | 33.33+ | | 100.00+ | 33.33- | 33.33+ | | | | | |
| 1995 | 55-59 | 2 | 2.27 | 2 | | 1 | 1 | | | | |
| 1994 | | 5 | 5.10 | 5 | | 5 | | | | | |
| PERCENT CHANGE | | 60.00- | | 60.00- | | 80.00- | | | | | |
| 1995 | 60-64 | 3 | 3.41 | 3 | | 3 | | | | | |
| 1994 | | 1 | 1.02 | 1 | | 1 | | | | | |
| PERCENT CHANGE | | 200.00+ | | 200.00+ | | 200.00+ | | | | | |
| 1995 | 65-69 | 1 | 1.14 | 1 | | 1 | | | | | |
| 1994 | | 6 | 6.12 | 3 | 3 | 6 | | | | | |
| PERCENT CHANGE | | 83.33- | | 66.67- | | 83.33- | | | | | |
| 1995 | 70-74 | 0 | .00 | | | | | | | | |
| 1994 | | 3 | 3.06 | 3 | | 3 | | | | | |
| PERCENT CHANGE | | | | | | | | | | | |
| 1995 | 75 AND OVER | 4 | 4.55 | 3 | 1 | 3 | 1 | | | | |
| 1994 | | 7 | 7.14 | | 7 | 7 | | | | | |
| PERCENT CHANGE | | 42.86- | | | 85.71- | 57.14- | | | | | |
| 1995 | TOTAL | 88 | 100.00 | 66 | 22 | 77 | 10 | 1 | | | |
| 1994 | | 98 | 100.00 | 64 | 34 | 81 | 17 | | | | |
| PERCENT CHANGE | | 10.20- | | 3.13+ | 35.29- | 4.94- | 41.18- | | | | |
| PERCENT 1995 | | | | 75.00 | 25.00 | 87.50 | 11.36 | 1.14 | | | |
| PERCENT 1994 | | | | 65.31 | 34.69 | 82.65 | 17.35 | | | | |

MURDERS BY TYPE OF WEAPON/CIRCUMSTANCES

January - December
1995, 1994

| CIRCUMSTANCE | | NUMBER | | PERCENT DISTRIB | | TYPE OF WEAPON | | NUMBER | | PERCENT DISTRIB | |
|-------------------------|--|-------------------|---------|-------------------|------|----------------------|--|-------------------|---------|---------------------------|--|
| MURDERS BY CIRCUMSTANCE | | 1995 | 1994 | 1995 | 1994 | | | 1995 | 1994 | MURDERS BY TYPE OF WEAPON | |
| | | PERCENT OF CHANGE | | PERCENT OF CHANGE | | | | PERCENT OF CHANGE | | | |
| RAPE | | | 1 | 1.14 | | GUN | | 0 | 0.00 | | |
| | | | 0 | .00 | | | | 1 | 1.02 | | |
| | | | .00 | .00 | | | | .00 | .00 | | |
| ROBBERY | | | 12 | 13.64 | | HANDGUN | | 47 | 53.41 | | |
| | | | 11 | 11.22 | | | | 27 | 30.56 | | |
| | | | 9.09+ | | | | | 17 | 19.09 | | |
| BURGLARY | | | 0 | .00 | | RIFLE | | 5 | 5.68 | | |
| | | | 1 | 1.02 | | | | 8 | 8.96 | | |
| | | | .00 | .00 | | | | 37 | 41.54 | | |
| ARSON | | | 2 | 2.27 | | SHOTGUN | | 11 | 12.50 | | |
| | | | 1 | 1.02 | | | | 11 | 12.50 | | |
| | | | 100.00+ | | | | | .00 | .00 | | |
| PROSTITUTION - COM VICE | | | 0 | .00 | | OTHER GUN | | 2 | 2.27 | | |
| | | | 1 | 1.02 | | | | 0 | .00 | | |
| | | | .00 | .00 | | | | .00 | .00 | | |
| MARCOTIC DRUG LAHS | | | 0 | .00 | | CUTTING AND STABBING | | 6 | 6.82 | | |
| | | | 4 | 4.08 | | | | 4 | 4.52 | | |
| | | | .00 | .00 | | | | 50 | 55.56 | | |
| LOVERS TRIANGLE | | | 2 | 2.27 | | BLUNT OBJECT | | 8 | 9.09 | | |
| | | | 5 | 6.12 | | | | 9 | 10.00 | | |
| | | | 66.67- | | | | | 11 | 12.50 | | |
| BRAWL DUE-ALCOHOL | | | 3 | 3.41 | | PERSONAL WEAPONS | | 3 | 3.41 | | |
| | | | 3 | 3.06 | | | | 4 | 4.52 | | |
| | | | .00 | .00 | | | | 25 | 27.78 | | |
| BRAWL DUE-MARCOTICS | | | 0 | .00 | | FIRE | | 2 | 2.27 | | |
| | | | 1 | 1.02 | | | | 3 | 3.41 | | |
| | | | .00 | .00 | | | | 33 | 36.78 | | |
| ARGUMENT-MONEY PROPERTY | | | 5 | 5.68 | | DROWNING | | 1 | 1.14 | | |
| | | | 2 | 2.04 | | | | 0 | .00 | | |
| | | | 150.00+ | | | OTHER | | 3 | 3.41 | | |
| OTHER ARGUMENTS | | | 44 | 50.00 | | | | 200 | 222.22 | | |
| | | | 41 | 41.84 | | | | 98 | 108.89 | | |
| | | | 7.32+ | | | TOTAL | | 1070 | 1177.78 | | |
| INSTITUTIONAL KILLINGS | | | 1 | 1.14 | | | | 88 | 96.67 | | |
| | | | 0 | .00 | | | | 98 | 106.67 | | |
| | | | .00 | .00 | | | | 1070 | 1166.67 | | |
| OTHER NON-FELONIOUS | | | 10 | 11.36 | | | | | | | |
| | | | 17 | 17.35 | | | | | | | |
| | | | 41.18- | | | | | | | | |
| ALL SUSPECT FELONY TYPE | | | 3 | 3.41 | | | | | | | |
| | | | 6 | 6.12 | | | | | | | |
| | | | 50.00- | | | | | | | | |
| UNCLASSIFIED | | | 5 | 5.68 | | | | | | | |
| | | | 4 | 4.08 | | | | | | | |
| | | | 25.00+ | | | | | | | | |
| TOTAL | | | 88 | 100.00 | | | | | | | |
| | | | 98 | 100.00 | | | | | | | |
| | | | 1070 | 100.00 | | | | | | | |

FORCIBLE RAPE

DEFINITION

Forcible Rape is the carnal knowledge of a female forcibly and against her will. For the purpose of Uniform Crime Reporting, rape is divided into two categories; (1) Rape by Force; and (2) Attempted Rape. Carnal abuse without force (statutory rape) and other sex offenses are not included.

Forcible Rape differs from other violent crimes in that the victim in many cases, is hesitant in reporting the offense to police. The rigors of court procedures, embarrassment and fear of any accompanying stigma have a deterrent effect on the victim's willingness to make the crime known to police. The presence of a prior relationship between victim and perpetrator makes the determination of the act of force difficult to establish, and the usual clandestine nature of the offense presents a problem in verification.



FORCIBLE RAPE SUMMARY

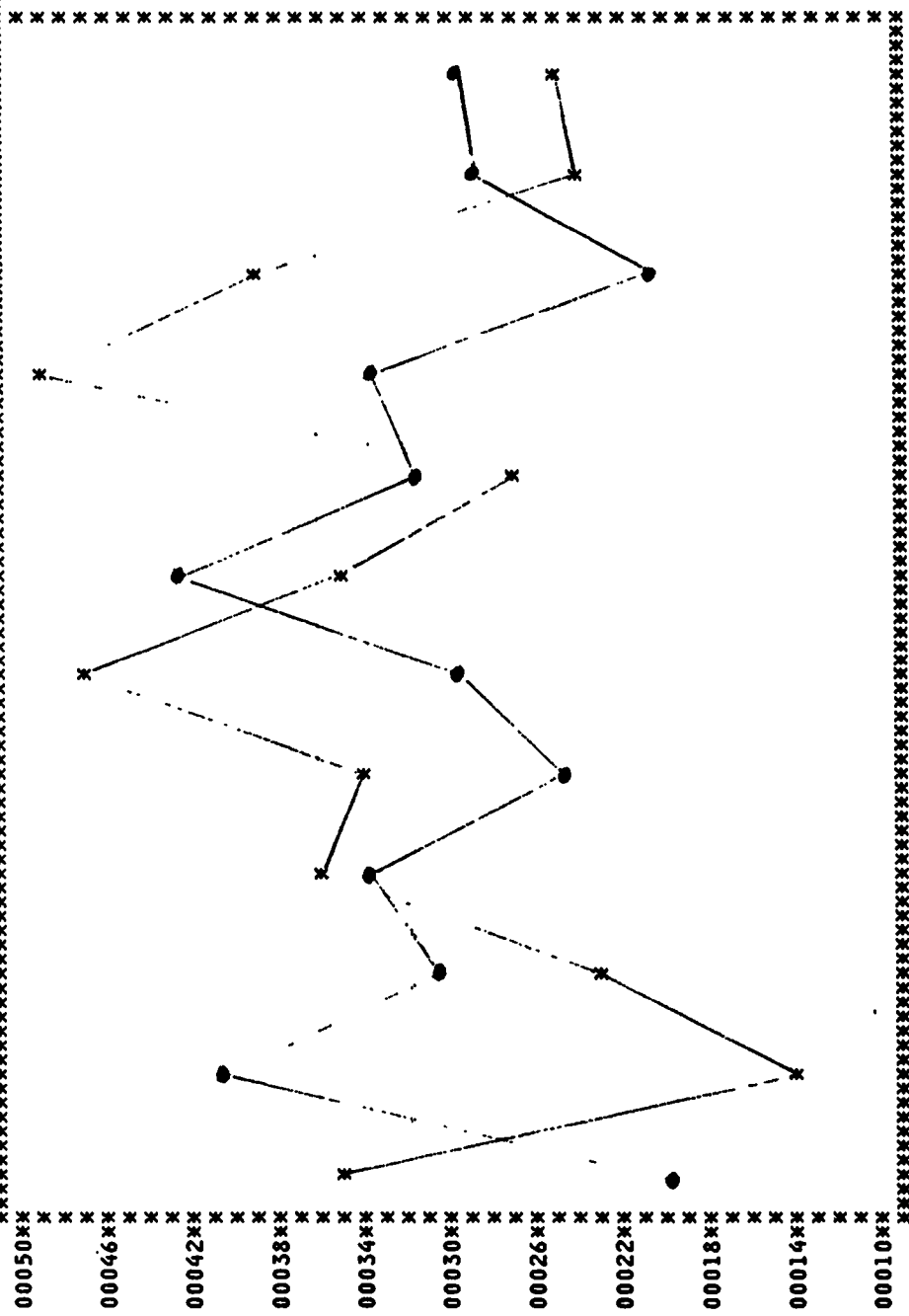
1995

- A total of 388 Forcible Rape Offenses were reported for 1995.
- Forcible Rapes comprised 10.1 percent of the total for the Violent Crime Category and 0.9 percent of the total Crime Index Offenses.
- There were 21.2 Forcible Rapes per 100,000 population in West Virginia.
- September recorded the highest number of Forcible Rapes with 49.
- A total of 159 Forcible Rapes were cleared by arrest or exceptional clearance, a clearance rate of 40.9 percent. Adults were involved in 140 of the clearances.
- There were 125 persons arrested for Forcible Rape offenses; 122 of those arrested were males, 13 under 18, and 105 were white.
- Rapes by Force occurred in 322 offenses where as 66 were assaults to Rape.

FORCIBLE RAPE

January - December
1995, 1994

| | | NUMBER OF OFFENSES BY MONTH | | | | | | | | | | | | CRIME * OFF CLEARED * | | | |
|------------------|--|-----------------------------|-------|-------|------|-------|-------|-------|-------|-------|-------|-------|-------|-----------------------|------|-------|-------|
| | | JAN | FEB | MAR | APR | MAY | JUN | JUL | AUG | SEP | OCT | NOV | DEC | TOT | RATE | ADULT | JUVE |
| PERIOD 1 95 | | 35 | 14 | 23 | 36 | 34 | 47 | 35 | 27 | 49 | 39 | 24 | 25 | 388 | .21 | 140 | 19 |
| PERIOD 2 94 | | 20 | 41 | 31 | 34 | 25 | 30 | 43 | 32 | 34 | 21 | 29 | 30 | 370 | .20 | 162 | 11 |
| NUMERICAL CHANGE | | 15+ | 27- | 8- | 2+ | 9+ | 17+ | 8- | 5- | 15+ | 18+ | 5- | 5- | 18+ | .01+ | 22- | 8+ |
| PERCENT CHANGE | | 75.0+ | 65.9- | 25.8- | 5.9+ | 36.0+ | 56.7+ | 18.6- | 15.6- | 44.1+ | 85.7+ | 17.2- | 16.7- | 4.9+ | 5.0+ | 13.6- | 72.7+ |



PERIOD 1 * — *
PERIOD 2 o - - -

EACH VERTICAL LINE
REPRESENTS A VALUE OF
1.00

1995 RAPE CRIME RATE BY COUNTY

| OBS | COUNTY | RAPE | CRIME RATE | POP |
|-----|------------|------|------------|--------|
| 1 | RITCHIE | 0 | 0.00000 | 10321 |
| 2 | TYLER | 0 | 0.00000 | 11939 |
| 3 | WIRT | 0 | 0.00000 | 5460 |
| 4 | LEWIS | 0 | 0.00000 | 17571 |
| 5 | BOONE | 0 | 0.00000 | 26367 |
| 6 | JACKSON | 0 | 0.00000 | 26758 |
| 7 | TUCKER | 0 | 0.00000 | 7867 |
| 8 | MORGAN | 0 | 0.00000 | 12988 |
| 9 | PRESTON | 0 | 0.00000 | 29930 |
| 10 | TAYLOR | 0 | 0.00000 | 15312 |
| 11 | MASON | 0 | 0.00000 | 25426 |
| 12 | SUMMERS | 0 | 0.00000 | 14177 |
| 13 | MONROE | 0 | 0.00000 | 14129 |
| 14 | MINGO | 1 | 0.02936 | 34057 |
| 15 | UPSHUR | 1 | 0.04208 | 23760 |
| 16 | FAYETTE | 3 | 0.06105 | 49139 |
| 17 | ROANE | 1 | 0.06543 | 15282 |
| 18 | RANDOLPH | 2 | 0.06978 | 28657 |
| 19 | WYOMING | 2 | 0.06998 | 28576 |
| 20 | MINERAL | 2 | 0.07316 | 27330 |
| 21 | JEFFERSON | 4 | 0.10252 | 39014 |
| 22 | WAYNE | 4 | 0.10456 | 38241 |
| 23 | MARSHALL | 4 | 0.10692 | 37409 |
| 24 | POCAHONTAS | 1 | 0.11025 | 9070 |
| 25 | HARRISON | 8 | 0.11272 | 70970 |
| 26 | RALEIGH | 9 | 0.11475 | 78391 |
| 27 | WETZEL | 2 | 0.11668 | 17140 |
| 28 | MCDOWELL | 4 | 0.12060 | 33166 |
| 29 | BARBOUR | 2 | 0.12376 | 16159 |
| 30 | BROOKE | 3 | 0.12846 | 23350 |
| 31 | HANCOCK | 5 | 0.13030 | 38370 |
| 32 | PLEASANTS | 1 | 0.13299 | 7519 |
| 33 | GILMER | 1 | 0.13349 | 7491 |
| 34 | MARION | 8 | 0.13720 | 58285 |
| 35 | LOGAN | 6 | 0.13944 | 43029 |
| 36 | GREENBRIER | 5 | 0.14450 | 34601 |
| 37 | BERKELEY | 10 | 0.15220 | 65671 |
| 38 | HAMPSHIRE | 3 | 0.16482 | 18199 |
| 39 | MERCER | 11 | 0.16852 | 65268 |
| 40 | HARDY | 2 | 0.17366 | 11516 |
| 41 | GRANT | 2 | 0.18240 | 10964 |
| 42 | OHIO | 11 | 0.21912 | 50176 |
| 43 | WOOD | 20 | 0.22640 | 88296 |
| 44 | PUTNAM | 11 | 0.23397 | 46997 |
| 45 | WEBSTER | 3 | 0.28710 | 10449 |
| 46 | CLAY | 3 | 0.29289 | 10242 |
| 47 | KANAWHA | 75 | 0.36150 | 207386 |
| 48 | MONONGALIA | 29 | 0.37033 | 78296 |
| 49 | PENDLETON | 3 | 0.37113 | 8083 |
| 50 | BRAXTON | 5 | 0.37840 | 13212 |
| 51 | LINCOLN | 10 | 0.45510 | 21973 |
| 52 | NICHOLAS | 15 | 0.54600 | 27466 |
| 53 | DODDRIDGE | 5 | 0.68360 | 7314 |
| 54 | CABELL | 77 | 0.75845 | 101481 |
| 55 | CALHOUN | 14 | 1.75868 | 7960 |

*Crime Rate Calculated per 1,000 population.

1995 RAPE CRIME RATE IN CLASS I CITIES

| OBS | AGID | RAPE | CRIME RATE | POP |
|-----|------------|------|------------|-------|
| 1 | CHARLESTON | 47 | 0.83613 | 56204 |
| 2 | HUNTINGTON | 67 | 1.24151 | 53965 |

*Class I Cities are in excess of 50,000 population.
 *Crime Rate Calculated per 1,000 population.

1995 RAPE CRIME RATE IN CLASS II CITIES

| OBS | AGID | RAPE | CRIME RATE | POP |
|-----|------------------|------|------------|-------|
| 1 | MOUNDSVILLE | 0 | 0.00000 | 10836 |
| 2 | MARTINSBURG | 0 | 0.00000 | 14970 |
| 3 | BLUEFIELD | 0 | 0.00000 | 12634 |
| 4 | SOUTH CHARLESTON | 1 | 0.07433 | 13453 |
| 5 | ST. ALBANS | 1 | 0.09209 | 10858 |
| 6 | WEIRTON | 4 | 0.18556 | 21552 |
| 7 | CLARKSBURG | 4 | 0.22552 | 17736 |
| 8 | FAIRMONT | 5 | 0.24160 | 20694 |
| 9 | VIENNA | 3 | 0.27108 | 11066 |
| 10 | WHEELING | 11 | 0.32274 | 34080 |
| 11 | BECKLEY | 9 | 0.48609 | 18513 |
| 12 | PARKERSBURG | 17 | 0.51187 | 33210 |
| 13 | MORGANTOWN | 19 | 0.71402 | 26604 |

*Class II Cities are 10,000 to 49,999 in population.
 *Crime Rate Calculated per 1,000 population.

1995 RAPE CRIME RATE IN CLASS III CITIES

| OBS | AGID | RAPE | CRIME RATE | POP |
|-----|-----------------------|------|------------|------|
| 1 | SALEM | 0 | 0.00000 | 2195 |
| 2 | RICHWOOD | 0 | 0.00000 | 2568 |
| 3 | BETHLEHEM | 0 | 0.00000 | 2633 |
| 4 | LOGAN | 0 | 0.00000 | 2193 |
| 5 | 01201 | 0 | 0.00000 | 3058 |
| 6 | LEWISBURG | 0 | 0.00000 | 3887 |
| 7 | WHITE SULPHUR SPRINGS | 0 | 0.00000 | 2873 |
| 8 | PADEN CITY | 0 | 0.00000 | 2767 |
| 9 | FAYETTEVILLE | 0 | 0.00000 | 2268 |
| 10 | MADISON | 0 | 0.00000 | 3173 |
| 11 | RAVENSWOOD | 0 | 0.00000 | 4083 |
| 12 | MILTON | 0 | 0.00000 | 2252 |
| 13 | ST. MARYS | 0 | 0.00000 | 2132 |
| 14 | SHINNSTON | 0 | 0.00000 | 2548 |
| 15 | CHESTER | 0 | 0.00000 | 2823 |
| 16 | NEW MARTINSVILLE | 0 | 0.00000 | 6637 |
| 17 | GRAFTON | 0 | 0.00000 | 5465 |
| 18 | WESTON | 0 | 0.00000 | 5023 |
| 19 | KINGWOOD | 0 | 0.00000 | 3374 |
| 20 | HINTON | 0 | 0.00000 | 3394 |
| 21 | MONTGOMERY | 0 | 0.00000 | 2344 |
| 22 | WELCH | 0 | 0.00000 | 3130 |
| 23 | HURRICANE | 0 | 0.00000 | 5557 |
| 24 | SPENCER | 0 | 0.00000 | 2302 |
| 25 | WILLIAMSON | 0 | 0.00000 | 4179 |
| 26 | WILLIAMSTOWN | 0 | 0.00000 | 3031 |
| 27 | MOOREFIELD | 0 | 0.00000 | 2370 |
| 28 | SUMMERSVILLE | 0 | 0.00000 | 3184 |
| 29 | PT. PLEASANT | 0 | 0.00000 | 4835 |
| 30 | ELKINS | 0 | 0.00000 | 7944 |

1995 RAPE CRIME RATE IN CLASS III CITIES

| OBS | AGID | RAPE | CRIME RATE | POP |
|-----|---------------|------|------------|------|
| 31 | DUNBAR | 0 | 0.00000 | 8509 |
| 32 | KENOVA | 0 | 0.00000 | 3679 |
| 33 | BRIDGEPORT | 0 | 0.00000 | 6970 |
| 34 | RIPLEY | 0 | 0.00000 | 3077 |
| 35 | KEYSER | 0 | 0.00000 | 5952 |
| 36 | 01401 | 0 | 0.00000 | 2101 |
| 37 | MCMECHEN | 0 | 0.00000 | 2050 |
| 38 | PRINCETON | 1 | 0.13846 | 7222 |
| 39 | OAK HILL | 1 | 0.14530 | 6882 |
| 40 | BUCKHANNON | 1 | 0.15807 | 6326 |
| 41 | NELLSBURG | 1 | 0.29559 | 3383 |
| 42 | CHARLES TOWN | 1 | 0.29735 | 3363 |
| 43 | NITRO | 2 | 0.29840 | 6702 |
| 44 | FOLLANSBEE | 1 | 0.30303 | 3300 |
| 45 | RANSON | 1 | 0.34518 | 2897 |
| 46 | BARBOURSVILLE | 1 | 0.35842 | 2790 |
| 47 | MANNINGTON | 1 | 0.45745 | 2186 |
| 48 | WESTOVER | 2 | 0.48862 | 4093 |
| 49 | PHILIPPI | 2 | 0.61956 | 3228 |

***Class III Cities are 2,000 to 9,999 in population.**

***Crime Rate Calculated per 1,000 population.**

I, II, and III City Populations provided by the United States Census Bureau.

ROBBERY

DEFINITION

Robbery is defined as the felonious and forcible taking of the property of another against their will by violence or by putting them in fear. The element of personal confrontation is always present in this crime. Under the Uniform Crime Reporting Program, all assaults or attempts to rob are included. Robberies are reported in four general categories - gun; knife or cutting instrument; hands, fists, feet, etc.; and other dangerous weapons. As a general rule, robbery differs from larceny in that it is aggravated by the element of force or the threat of force.

Robbery, as a crime of violence, has a serious impact on the victim. In many instances, serious injury results. Oftentime, along with physical injury or without, the victim suffers mental disturbance. Such damage is immeasurable. This is emphasized when the attempt to rob results in the death of the victim. Of course, in this case, the robbery would not be scored since the more serious offense, murder, would be reported and the robbery would serve as the motive. The placing of a dollar value, however, on the damage resulting from this type of offense is an attempt to measure that which is immeasurable.

ROBBERY SUMMARY 1995

- A total of 780 Robbery Offenses were reported for 1995.
- Robberies comprised 20.3 percent of the total for the Violent Crime category and 1.7 percent of the total Crime Index Offenses.
- There were 42.7 Robberies per 100,000 persons in West Virginia.
- October recorded the highest number of Robberies with 84 offenses.
- The total dollar value for Robbery offenses was \$518,861, an average of \$665 for each offense.
- A total of 237 robberies were cleared by arrest or exceptional clearance, a clearance rate of 30.3 percent. Adults were involved in 195 of the clearances.
- There were 280 persons arrested for Robbery offenses; 259 of these arrested were males, 52 were under 18 and 175 were white.

ROBBERY BY TYPE OF WEAPON 1995

| TYPE OF WEAPON | NUMBER OF OFFENSES | PERCENT DISTRIBUTION |
|---------------------------------------|--------------------|----------------------|
| GUN | 270 | 34.6 % |
| KNIFE/SHARP INSTRUMENT | 62 | 7.9 % |
| OTHER DANGEROUS WEAPON | 49 | 6.3 % |
| STRONG ARM - HANDS, FISTS, FEET, ETC. | 399 | 51.2 % |

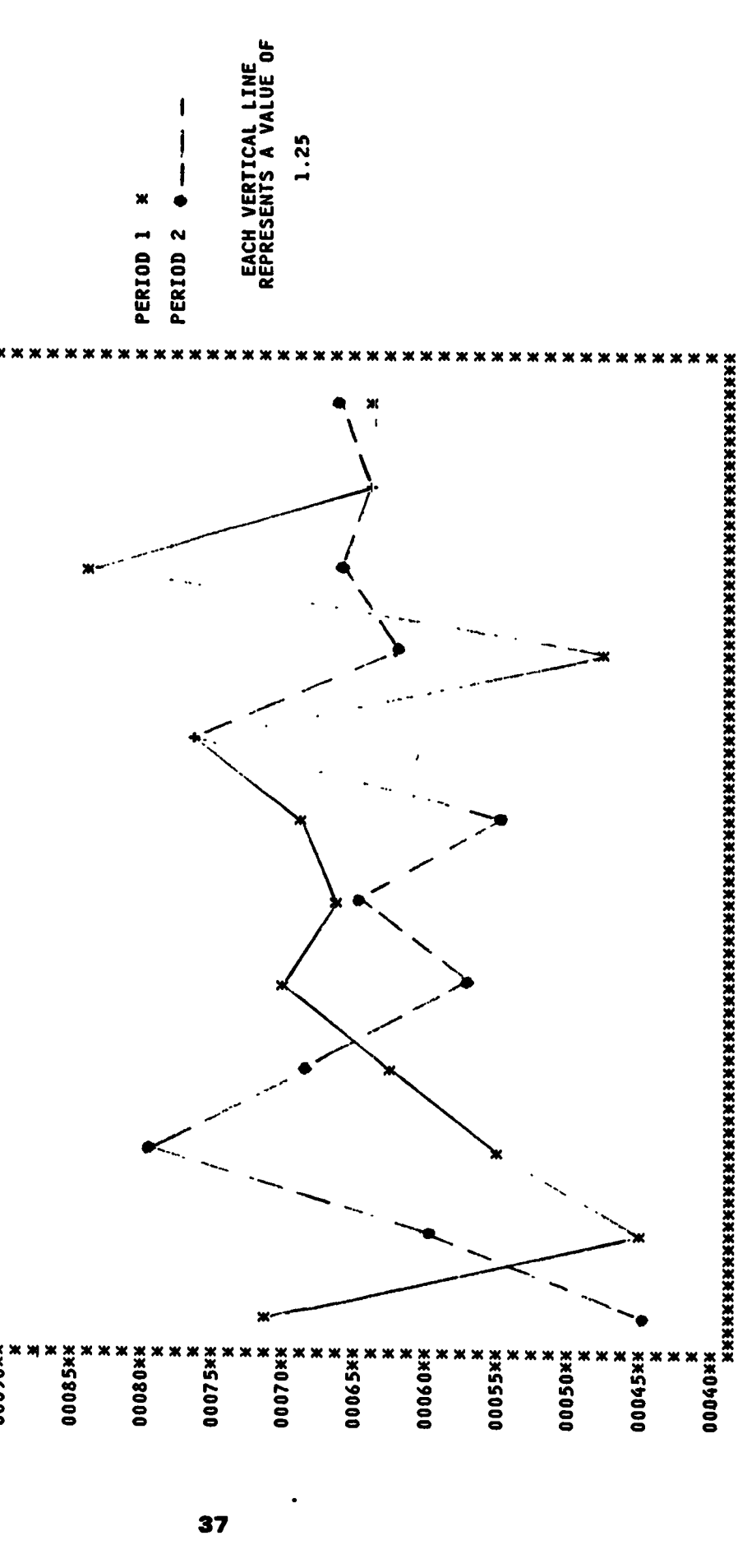
ROBBERY

January - December
1995, 1994

```

*****
NUMBER OF OFFENSES BY MONTH
*****
JAN * FEB * MAR * APR * MAY * JUN * JUL * AUG * SEP * OCT * NOV * DEC *
72 * 46 * 56 * 63 * 70 * 67 * 69 * 77 * 48 * 84 * 64 * 64 *
45 * 60 * 80 * 69 * 58 * 66 * 55 * 77 * 63 * 67 * 64 *
27+ * 14- * 24- * 6- * 12+ * 1+ * 14+ * 0 * 15- * 17+ * 0 * 3- *
60.0+ * 23.3- * 30.0- * 8.7- * 20.7+ * 1.5+ * 25.5+ * .0 * 23.8- * 25.4+ * .0 * 4.5- *
*****
PERIOD 1 95
PERIOD 2 94
NUMERICAL CHANGE
PERCENT CHANGE
00090**
00085**
00080**
00075**
00070**
00065**
00060**
00055**
00050**
00045**
00040**

```



1995 ROBBERY CRIME RATE BY COUNTY

| OBS | COUNTY | ROBBERY | CRIME RATE | POP |
|-----|------------|---------|------------|--------|
| 1 | RITCHIE | 0 | 0.00000 | 10321 |
| 2 | TYLER | 0 | 0.00000 | 11939 |
| 3 | WIRT | 0 | 0.00000 | 5460 |
| 4 | TUCKER | 0 | 0.00000 | 7867 |
| 5 | SUMMERS | 0 | 0.00000 | 14177 |
| 6 | MONROE | 0 | 0.00000 | 14129 |
| 7 | ROANE | 0 | 0.00000 | 15232 |
| 8 | POCAHONTAS | 0 | 0.00000 | 9070 |
| 9 | PLEASANTS | 0 | 0.00000 | 7519 |
| 10 | HAMPSHIRE | 0 | 0.00000 | 18199 |
| 11 | HARDY | 0 | 0.00000 | 11516 |
| 12 | GRANT | 0 | 0.00000 | 10964 |
| 13 | WEBSTER | 0 | 0.00000 | 10449 |
| 14 | CLAY | 0 | 0.00000 | 10242 |
| 15 | PENDLETON | 0 | 0.00000 | 8083 |
| 16 | DODDRIDGE | 0 | 0.00000 | 7314 |
| 17 | CALHOUN | 0 | 0.00000 | 7960 |
| 18 | GREENBRIER | 1 | 0.02390 | 34601 |
| 19 | PRESTON | 1 | 0.03341 | 29930 |
| 20 | MINERAL | 1 | 0.03658 | 27330 |
| 21 | JACKSON | 1 | 0.03737 | 26758 |
| 22 | MASON | 1 | 0.03932 | 25426 |
| 23 | UPSHUR | 1 | 0.04208 | 23760 |
| 24 | LINCOLN | 1 | 0.04551 | 21973 |
| 25 | LEWIS | 1 | 0.05691 | 17571 |
| 26 | BARBOUR | 1 | 0.06188 | 16159 |
| 27 | WYOMING | 2 | 0.06998 | 28576 |
| 28 | BRAXTON | 1 | 0.07568 | 13212 |
| 29 | BOONE | 2 | 0.07584 | 26367 |
| 30 | MORGAN | 1 | 0.07699 | 12988 |
| 31 | BROOKE | 2 | 0.08564 | 23350 |
| 32 | WAYNE | 4 | 0.10456 | 38241 |
| 33 | RANDOLPH | 3 | 0.10467 | 28657 |
| 34 | NICHOLAS | 3 | 0.10920 | 27466 |
| 35 | WETZEL | 2 | 0.11668 | 17140 |
| 36 | MINGO | 4 | 0.11744 | 34057 |
| 37 | HARRISON | 9 | 0.12681 | 70970 |
| 38 | PUTNAM | 6 | 0.12762 | 46997 |
| 39 | HANCOCK | 5 | 0.13030 | 38370 |
| 40 | TAYLOR | 2 | 0.13060 | 15312 |
| 41 | GILMER | 1 | 0.13349 | 7491 |
| 42 | MCDOWELL | 5 | 0.15075 | 33166 |
| 43 | MARSHALL | 6 | 0.16038 | 37409 |
| 44 | LOGAN | 9 | 0.20916 | 43029 |
| 45 | WOOD | 19 | 0.21508 | 38296 |
| 46 | MARION | 14 | 0.24010 | 53285 |
| 47 | FAYETTE | 14 | 0.28490 | 49139 |
| 48 | JEFFERSON | 12 | 0.30756 | 39014 |
| 49 | MONONGALIA | 25 | 0.31925 | 78296 |
| 50 | MERCER | 21 | 0.32172 | 65268 |
| 51 | RALEIGH | 40 | 0.51000 | 78391 |
| 52 | BERKELEY | 42 | 0.63924 | 65671 |
| 53 | OHIO | 44 | 0.87648 | 50176 |
| 54 | CABELL | 117 | 1.15245 | 101481 |
| 55 | KANAWHA | 356 | 1.71592 | 207386 |

*Crime Rate Calculated per 1,000 population.

1995 ROBBERY CRIME RATE IN CLASS I CITIES

| OBS | AGID | ROBBERY | CRIME RATE | POP |
|-----|------------|---------|------------|-------|
| 1 | HUNTINGTON | 103 | 1.90859 | 53965 |
| 2 | CHARLESTON | 287 | 5.10573 | 56204 |

*Class I Cities are in excess of 50,000 population.
 *Crime Rate Calculated per 1,000 population.

1995 ROBBERY CRIME RATE IN CLASS II CITIES

| OBS | AGID | ROBBERY | CRIME RATE | POP |
|-----|------------------|---------|------------|-------|
| 1 | VIENNA | 0 | 0.00000 | 11066 |
| 2 | ST. ALBANS | 1 | 0.09209 | 10858 |
| 3 | WEIRTON | 3 | 0.13917 | 21552 |
| 4 | CLARKSBURG | 6 | 0.33828 | 17736 |
| 5 | MOUNDSVILLE | 4 | 0.36912 | 10836 |
| 6 | FAIRMONT | 10 | 0.48320 | 20694 |
| 7 | PARKERSBURG | 17 | 0.51187 | 33210 |
| 8 | MORGANTOWN | 17 | 0.63886 | 26604 |
| 9 | SOUTH CHARLESTON | 9 | 0.66897 | 13453 |
| 10 | BLUEFIELD | 11 | 0.87065 | 12634 |
| 11 | WHEELING | 40 | 1.17360 | 34080 |
| 12 | BECKLEY | 28 | 1.51228 | 18513 |
| 13 | MARTINSBURG | 25 | 1.67000 | 14970 |

*Class II Cities are 10,000 to 49,999 in population.
 *Crime Rate Calculated per 1,000 population.

1995 ROBBERY CRIME RATE IN CLASS III CITIES

| OBS | AGID | ROBBERY | CRIME RATE | POP |
|-----|-----------------------|---------|------------|------|
| 1 | SALEM | 0 | 0.00000 | 2195 |
| 2 | RICHWOOD | 0 | 0.00000 | 2568 |
| 3 | BETHLEHEM | 0 | 0.00000 | 2633 |
| 4 | 01201 | 0 | 0.00000 | 3058 |
| 5 | WHITE SULPHUR SPRINGS | 0 | 0.00000 | 2873 |
| 6 | PADEN CITY | 0 | 0.00000 | 2767 |
| 7 | FAYETTEVILLE | 0 | 0.00000 | 2268 |
| 8 | MADISON | 0 | 0.00000 | 3173 |
| 9 | RAVENSWOOD | 0 | 0.00000 | 4083 |
| 10 | MILTON | 0 | 0.00000 | 2252 |
| 11 | ST. MARYS | 0 | 0.00000 | 2132 |
| 12 | SHINNSTON | 0 | 0.00000 | 2548 |
| 13 | KINGWOOD | 0 | 0.00000 | 3374 |
| 14 | HINTON | 0 | 0.00000 | 3394 |
| 15 | WELCH | 0 | 0.00000 | 3130 |
| 16 | SPENCER | 0 | 0.00000 | 2302 |
| 17 | WILLIAMSTOWN | 0 | 0.00000 | 3031 |
| 18 | MOOREFIELD | 0 | 0.00000 | 2370 |
| 19 | PT. PLEASANT | 0 | 0.00000 | 4835 |
| 20 | RIPLEY | 0 | 0.00000 | 3077 |
| 21 | 01401 | 0 | 0.00000 | 2101 |
| 22 | MCMECHEN | 0 | 0.00000 | 2050 |
| 23 | FOLLANSBEE | 0 | 0.00000 | 3300 |
| 24 | WESTOVER | 0 | 0.00000 | 4093 |
| 25 | NITRO | 1 | 0.14920 | 6702 |
| 26 | BUCKHANNON | 1 | 0.15807 | 6326 |
| 27 | KEYSER | 1 | 0.16801 | 5952 |
| 28 | WESTON | 1 | 0.19908 | 5023 |
| 29 | WILLIAMSON | 1 | 0.23929 | 4179 |
| 30 | ELKINS | 2 | 0.25176 | 7944 |

1995 ROBBERY CRIME RATE IN CLASS III CITIES

| OBS | AGID | ROBBERY | CRIME RATE | POP |
|-----|------------------|---------|------------|------|
| 31 | LEWISBURG | 1 | 0.25726 | 3887 |
| 32 | BRIDGEPORT | 2 | 0.23694 | 6970 |
| 33 | WELLSBURG | 1 | 0.29559 | 3383 |
| 34 | NEW MARTINSVILLE | 2 | 0.30134 | 6637 |
| 35 | PHILIPPI | 1 | 0.30978 | 3228 |
| 36 | SUMMERSVILLE | 1 | 0.31407 | 3184 |
| 37 | CHESTER | 1 | 0.35423 | 2323 |
| 38 | BARBOURSVILLE | 1 | 0.35842 | 2790 |
| 39 | HURRICANE | 2 | 0.35990 | 5557 |
| 40 | GRAFTON | 2 | 0.36596 | 5465 |
| 41 | MONTGOMERY | 1 | 0.42662 | 2344 |
| 42 | LOGAN | 1 | 0.45599 | 2193 |
| 43 | MANNINGTON | 1 | 0.45745 | 2136 |
| 44 | DUNBAR | 4 | 0.47008 | 8509 |
| 45 | KENOVA | 2 | 0.54362 | 3679 |
| 46 | OAK HILL | 4 | 0.58120 | 6882 |
| 47 | CHARLES TOWN | 2 | 0.59470 | 3363 |
| 48 | PRINCETON | 8 | 1.10768 | 7222 |
| 49 | RANSON | 4 | 1.38072 | 2897 |

*Class III Cities are 2,000 to 9,999 in population.

*Crime Rate Calculated per 1,000 population.

I, II, and III City Populations provided by the United States Census Bureau.

ROBBERY

January - December 1995, 1994

| CLASSIFICATION | PERCENT OF CHANGE | NUMBER OF OFFENSES | PERCENT OF DISTRIBUTION | TOTAL VALUES (DOLLARS) | AVERAGE VALUES (DOLLARS) |
|------------------|-------------------|--------------------|-------------------------|------------------------|--------------------------|
| HIGHWAY | 1995 | 287 | 36.79 | \$72,700 | \$253 |
| | 1994 | 242 | 31.39 | \$53,308 | \$220 |
| | PERCENT OF CHANGE | 18.60+ | 17.20+ | 36.38+ | 15.00+ |
| COMMERCIAL HOUSE | 1995 | 52 | 6.67 | \$89,313 | \$1,718 |
| | 1994 | 44 | 5.71 | \$14,206 | \$323 |
| | PERCENT OF CHANGE | 18.18+ | 16.81+ | 528.70+ | 431.89+ |
| SERVICE STATION | 1995 | 39 | 5.00 | \$19,413 | \$498 |
| | 1994 | 60 | 7.78 | \$27,375 | \$456 |
| | PERCENT OF CHANGE | 35.00- | 35.73- | 29.08- | 9.21+ |
| CHAIN STORE | 1995 | 71 | 9.10 | \$40,483 | \$570 |
| | 1994 | 83 | 10.77 | \$24,819 | \$299 |
| | PERCENT OF CHANGE | 14.46- | 15.51- | 63.11+ | 90.64+ |
| RESIDENCE | 1995 | 73 | 9.36 | \$56,904 | \$780 |
| | 1994 | 100 | 12.97 | \$63,273 | \$633 |
| | PERCENT OF CHANGE | 27.00- | 27.83- | 10.07- | 23.22+ |
| BANK | 1995 | 17 | 2.18 | \$147,430 | \$8,672 |
| | 1994 | 9 | 1.17 | \$242,935 | \$26,993 |
| | PERCENT OF CHANGE | 88.89+ | 86.32+ | 39.31- | 67.87- |
| MISCELLANEOUS | 1995 | 241 | 30.90 | \$92,618 | \$384 |
| | 1994 | 233 | 30.22 | \$131,356 | \$564 |
| | PERCENT OF CHANGE | 3.43+ | 2.25+ | 29.49- | 31.91- |
| TOTAL | 1995 | 780 | 100.00 | \$518,861 | \$665 |
| | 1994 | 771 | 100.00 | \$557,272 | \$723 |
| | PERCENT OF CHANGE | 1.17+ | | 6.89- | 8.02- |

FELONIOUS ASSAULT

DEFINITION

Felonious Assault, as defined under the West Virginia Uniform Crime Reporting program, is an attempt or offer with unlawful force or violence, to do serious physical injury to another. Attempts are included since it is not necessary that any injury result when a gun, knife or other weapon is used which would result in serious physical injury if the crime were successfully completed.

The use or attempted use of a dangerous weapon in an assault or the serious injury inflicted by hands, fists or feet separates this offense from those assaults categorized as "simple" and not felonious in nature.

The victim of a actual assault of this type may suffer injury or permanent disability and all assaults to kill and attempts to kill are recorded in this area. As with murder, the use of weapons to inflict these injuries make this offense a subject for analysis.

FELONIOUS ASSAULT SUMMARY

1995

- A total of 2,581 Felonious Assault Offenses were reported in 1995.
- Felonious Assaults comprised 67.3 percent of the total Violent Crime category and 5.8 percent of the total Crime Index Offenses.
- May recorded the highest number of Felonious Assaults with 285 offenses.
- There were 141.2 Felonious Assaults per 100,000 population in West Virginia.
- A total of 1,643 Felonious Assaults were cleared by arrest or exceptional clearance, a clearance rate of 63.6 percent. Adults were involved in 1,540 of the clearances.
- There were 942 persons arrested for Felonious Assault offenses; 825 of those arrested were males, 101 were under 18, and 779 were white.

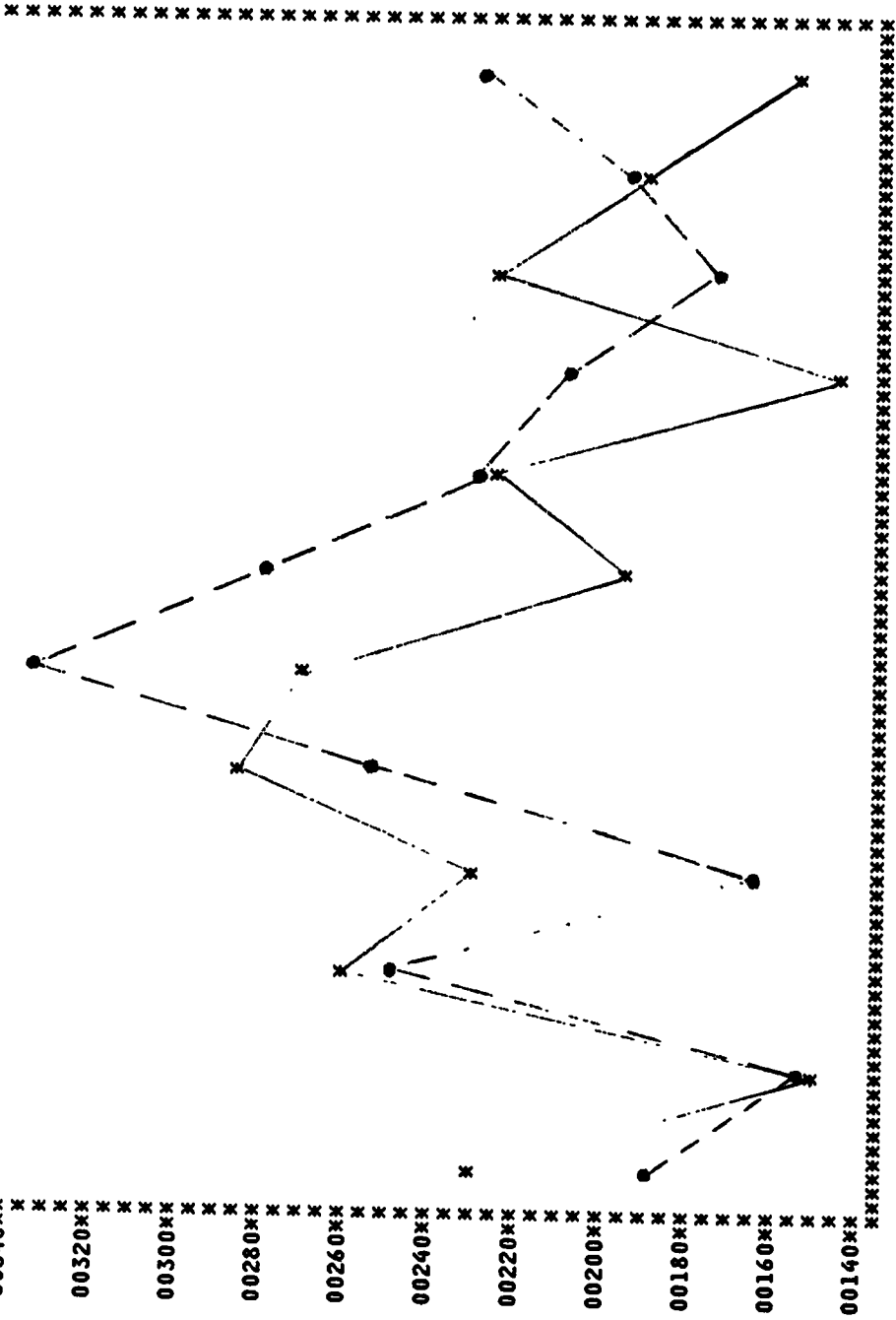
FELONIOUS ASSAULT BY TYPE OF WEAPON JANUARY - DECEMBER 1995

| TYPE OF WEAPON | NUMBER OF OFFENSES | PERCENT DISTRIBUTION |
|---------------------------------------|--------------------|----------------------|
| GUN | 319 | 12.4 % |
| KNIFE/SHARP INSTRUMENT | 439 | 17.0 % |
| OTHER DANGEROUS WEAPONS | 494 | 19.1 % |
| HANDS, FISTS, FEET, ETC. — AGGRAVATED | 1,329 | 51.5 % |

FELONIOUS ASSAULTS

January - December
1995, 1994

| PERIOD 1 95 | | PERIOD 2 94 | | NUMERICAL CHANGE | | PERCENT CHANGE | | | |
|-------------|-----|-------------|-----|------------------|-----|----------------|------|-------|-------|
| JAN | 192 | 231 | -39 | -20.3 | FEB | 155 | 152 | 3 | 1.9 |
| MAR | 168 | 251 | -83 | -49.4 | APR | 230 | 264 | -34 | -14.5 |
| MAY | 130 | 168 | -38 | -28.6 | JUN | 270 | 285 | -15 | -5.3 |
| JUL | 199 | 199 | 0 | 0.0 | AUG | 228 | 199 | 29 | 14.6 |
| SEP | 146 | 227 | -81 | -35.7 | OCT | 194 | 155 | 39 | 25.2 |
| NOV | 197 | 176 | 21 | 11.9 | DEC | 155 | 2581 | -2426 | -94.2 |
| TOT | 176 | 197 | -21 | -11.9 | TOT | 155 | 2581 | -2426 | -94.2 |
| TOTAL | | TOTAL | | TOTAL | | TOTAL | | | |
| 1995 | | 1994 | | 1995 | | 1994 | | | |
| 176 | | 197 | | -21 | | -11.9 | | | |
| 155 | | 2581 | | -2426 | | -94.2 | | | |
| 106 | | 106 | | 0 | | 0.0 | | | |
| 3.9 | | 3.9 | | 0 | | 0.0 | | | |
| 4.1 | | 4.1 | | 0 | | 0.0 | | | |
| 19.3 | | 19.3 | | 0 | | 0.0 | | | |
| 18.4 | | 18.4 | | 0 | | 0.0 | | | |



1995 FELONIOUS ASSAULT CRIME RATE BY COUNTY

| OBS | COUNTY | FELASS | CRIME RAPE | POP |
|-----|------------|--------|------------|--------|
| 1 | TYLER | 0 | 0.00000 | 11939 |
| 2 | PLEASANTS | 0 | 0.00000 | 7519 |
| 3 | GRANT | 0 | 0.00000 | 10964 |
| 4 | PRESTON | 2 | 0.06682 | 29930 |
| 5 | JACKSON | 4 | 0.14948 | 26758 |
| 6 | MORGAN | 2 | 0.15398 | 12988 |
| 7 | WIRT | 1 | 0.18315 | 5460 |
| 8 | WEBSTER | 2 | 0.19140 | 10449 |
| 9 | RITCHIE | 2 | 0.19376 | 10321 |
| 10 | GILMER | 2 | 0.26698 | 7491 |
| 11 | WETZEL | 5 | 0.29170 | 17140 |
| 12 | BRAXTON | 4 | 0.30272 | 13212 |
| 13 | MONROE | 5 | 0.35385 | 14129 |
| 14 | BARBOUR | 6 | 0.37128 | 16159 |
| 15 | MARSHALL | 14 | 0.37422 | 37409 |
| 16 | MARION | 25 | 0.42875 | 58285 |
| 17 | LOGAN | 19 | 0.44156 | 43029 |
| 18 | WYOMING | 13 | 0.45437 | 28576 |
| 19 | JEFFERSON | 20 | 0.51260 | 39014 |
| 20 | HARDY | 6 | 0.52093 | 11516 |
| 21 | ROANE | 8 | 0.52344 | 15282 |
| 22 | HARRISON | 38 | 0.53542 | 70970 |
| 23 | GREENBRIER | 20 | 0.57800 | 34601 |
| 24 | NICHOLAS | 16 | 0.58240 | 27466 |
| 25 | CLAY | 6 | 0.58578 | 10242 |
| 26 | TUCKER | 5 | 0.63555 | 7867 |
| 27 | MCDOWELL | 22 | 0.66330 | 33166 |
| 28 | DODDRIDGE | 5 | 0.68360 | 7314 |
| 29 | RANDOLPH | 20 | 0.69780 | 28657 |
| 30 | PUTNAM | 33 | 0.70191 | 46997 |
| 31 | PENDLETON | 6 | 0.74226 | 8083 |
| 32 | POCAHONTAS | 7 | 0.77175 | 9070 |
| 33 | MASON | 20 | 0.78640 | 25426 |
| 34 | SUMMERS | 12 | 0.84636 | 14177 |
| 35 | MINERAL | 24 | 0.87792 | 27330 |
| 36 | HAMPSHIRE | 16 | 0.87904 | 18199 |
| 37 | TAYLOR | 14 | 0.91420 | 15312 |
| 38 | HANCOCK | 37 | 0.96422 | 38370 |
| 39 | LEWIS | 17 | 0.96747 | 17571 |
| 40 | MONONGALIA | 81 | 1.03437 | 78296 |
| 41 | WOOD | 102 | 1.15464 | 88296 |
| 42 | UPSHUR | 31 | 1.30448 | 23760 |
| 43 | CABELL | 136 | 1.33960 | 101481 |
| 44 | BROOKE | 32 | 1.37024 | 23350 |
| 45 | WAYNE | 59 | 1.54226 | 38241 |
| 46 | FAYETTE | 77 | 1.56695 | 49139 |
| 47 | MERCER | 104 | 1.59328 | 65268 |
| 48 | CALHOUN | 13 | 1.63306 | 7960 |
| 49 | LINCOLN | 36 | 1.63836 | 21973 |
| 50 | MINGO | 72 | 2.11392 | 34057 |
| 51 | BERKELEY | 143 | 2.17646 | 65671 |
| 52 | KANAWHA | 488 | 2.35216 | 207386 |
| 53 | BOONE | 67 | 2.54064 | 26367 |
| 54 | OHIO | 168 | 3.34656 | 50176 |
| 55 | RALEIGH | 514 | 6.55350 | 78391 |

*Crime Rate Calculated per 1,000 population.

1995 FELONIOUS ASSAULT CRIME RATE IN CLASS I CITIES

| OBS | AGID | FELASS | CRIME RATE | POP |
|-----|------------|--------|------------|-------|
| 1 | HUNTINGTON | 108 | 2.00124 | 53965 |
| 2 | CHARLESTON | 316 | 5.62164 | 56204 |

*Class I Cities are in excess of 50,000 population.
 *Crime Rate Calculated per 1,000 population.

1995 FELONIOUS ASSAULT CRIME RATE IN CLASS II CITIES

| OBS | AGID | FELASS | CRIME RATE | POP |
|-----|------------------|--------|------------|-------|
| 1 | ST. ALBANS | 0 | 0.00000 | 10858 |
| 2 | VIENNA | 1 | 0.09036 | 11066 |
| 3 | MOUNDSVILLE | 4 | 0.36912 | 10836 |
| 4 | CLARKSBURG | 8 | 0.45104 | 17736 |
| 5 | SOUTH CHARLESTON | 10 | 0.74330 | 13453 |
| 6 | FAIRMONT | 16 | 0.77312 | 20694 |
| 7 | MARTINSBURG | 16 | 1.06880 | 14970 |
| 8 | WEIRTON | 27 | 1.25253 | 21552 |
| 9 | BLUEFIELD | 23 | 1.82045 | 12634 |
| 10 | PARKERSBURG | 68 | 2.04748 | 33210 |
| 11 | MORGANTOWN | 64 | 2.40512 | 26604 |
| 12 | WHEELING | 148 | 4.34232 | 34080 |
| 13 | BECKLEY | 112 | 6.04912 | 18513 |

*Class II Cities are 10,000 to 49,999 in population.
 *Crime Rate Calculated per 1,000 population.

1995 FELONIOUS ASSAULT CRIME RATE IN CLASS III CITIES

| OBS | AGID | FELASS | CRIME RATE | POP |
|-----|------------------|--------|------------|------|
| 1 | BETHLEHEM | 0 | 0.00000 | 2633 |
| 2 | 01201 | 0 | 0.00000 | 3058 |
| 3 | PADEN CITY | 0 | 0.00000 | 2767 |
| 4 | ST. MARYS | 0 | 0.00000 | 2132 |
| 5 | KINGWOOD | 0 | 0.00000 | 3374 |
| 6 | PT. PLEASANT | 0 | 0.00000 | 4835 |
| 7 | BRIDGEPORT | 0 | 0.00000 | 6970 |
| 8 | MONTGOMERY | 0 | 0.00000 | 2344 |
| 9 | MANNINGTON | 0 | 0.00000 | 2186 |
| 10 | KENOVA | 0 | 0.00000 | 3679 |
| 11 | DUNBAR | 1 | 0.11752 | 8509 |
| 12 | BUCKHANNON | 1 | 0.15807 | 6326 |
| 13 | RAVENSWOOD | 1 | 0.24491 | 4083 |
| 14 | LEWISBURG | 1 | 0.25726 | 3887 |
| 15 | WELLSBURG | 1 | 0.29559 | 3383 |
| 16 | MADISON | 1 | 0.31515 | 3173 |
| 17 | WILLIAMSTOWN | 1 | 0.32992 | 3031 |
| 18 | KEYSER | 2 | 0.33602 | 5952 |
| 19 | CHESTER | 1 | 0.35423 | 2823 |
| 20 | BARBOURSVILLE | 1 | 0.35842 | 2790 |
| 21 | SHINNSTON | 1 | 0.39246 | 2548 |
| 22 | SPENCER | 1 | 0.43440 | 2302 |
| 23 | FAYETTEVILLE | 1 | 0.44091 | 2268 |
| 24 | NEW MARTINSVILLE | 3 | 0.45201 | 6637 |
| 25 | 01401 | 1 | 0.47596 | 2101 |
| 26 | MCMECHEN | 1 | 0.48780 | 2050 |
| 27 | ELKINS | 4 | 0.50352 | 7944 |
| 28 | PHILIPPI | 2 | 0.61956 | 3228 |
| 29 | SUMMERSVILLE | 2 | 0.62814 | 3184 |
| 30 | RIPLEY | 2 | 0.64998 | 3077 |

1995 FELONIOUS ASSAULT CRIME RATE IN CLASS III CITIES

| OBS | AGID | FELASS | CRIME RATE | POP |
|-----|-----------------------|--------|------------|------|
| 31 | WHITE SULPHUR SPRINGS | 2 | 0.69612 | 2873 |
| 32 | HURRICANE | 4 | 0.71980 | 5557 |
| 33 | RICHWOOD | 2 | 0.77880 | 2568 |
| 34 | SALEM | 2 | 0.91116 | 2195 |
| 35 | WELCH | 4 | 1.27792 | 3130 |
| 36 | WESTOVER | 6 | 1.46586 | 4093 |
| 37 | LOGAN | 4 | 1.82396 | 2193 |
| 38 | RANSON | 6 | 2.07108 | 2897 |
| 39 | MOOREFIELD | 5 | 2.10970 | 2370 |
| 40 | MILTON | 5 | 2.22020 | 2252 |
| 41 | WILLIAMSON | 10 | 2.39290 | 4179 |
| 42 | GRAFTON | 14 | 2.56172 | 5465 |
| 43 | CHARLES TOWN | 9 | 2.67615 | 3363 |
| 44 | PRINCETON | 20 | 2.76920 | 7222 |
| 45 | WESTON | 16 | 3.13528 | 5023 |
| 46 | HINTON | 11 | 3.24093 | 3394 |
| 47 | NITRO | 22 | 3.28240 | 6702 |
| 48 | OAK HILL | 35 | 5.08550 | 6882 |
| 49 | FOLLANSBEE | 29 | 8.78787 | 3300 |

***Class III Cities are 2,000 to 9,999 in population.**

***Crime Rate Calculated per 1,000 population.**

I, II, and III City Populations provided by the United States Census Bureau.

BREAKING AND ENTERING

DEFINITION

Under this Program, Breaking and Entering is defined as an unlawful entry or attempted forcible entry of any structure to commit a felony or larceny.

Data collection for this offense is further categorized as to forcible entries, unlawful entries (where no force is used), and attempted entries.

As with other non-violent crimes, the motive of personal gain coupled with the element of opportunity, results in the commission of this offense by both the amateur and the professional perpetrator. Only the absence of confrontation and the use of force separate this crime from Robbery of the violent crime group. However, detection during commission many times results in confrontation of the victim by the perpetrator demonstrating why this offense is considered the most serious of the non-violent crime group.

The volume of this offense presents the police with a serious enforcement problem made more difficult in many areas by the lack of sufficient personnel to act as a deterrent and to provide successful solutions to these crimes.

BREAKING AND ENTERING SUMMARY 1995

- A total of 10,319 Breaking and Entering offenses were reported for 1995.
- Breaking and Entering comprised 25.1 percent of the total for the Non-Violent Crime category and 23.0 percent of the total Crime Index Offenses.
- August recorded the highest number of Breaking and Entering with 1,066 offenses.
- There were 564.4 Breaking and Entering per 100,000 population in West Virginia.
- Breaking and Entering of residences accounted for 6,426 (62.3 %) of the total offenses; 4,881 (47.3%) of the total offenses were at night.
- The total dollar value for Breaking and Entering offenses was \$10,641,810, an average of \$1,031 for each offense.
- A total of 1,324 Breaking and Entering were cleared by arrest or exceptional clearance, a clearance rate of 12.8 percent. Adults were involved in 1,009 of the clearances.
- There were 1,477 persons arrested for Breaking and Entering offenses; 1,356 of those arrested were males, 471 were under 18, and 1,325 were white.

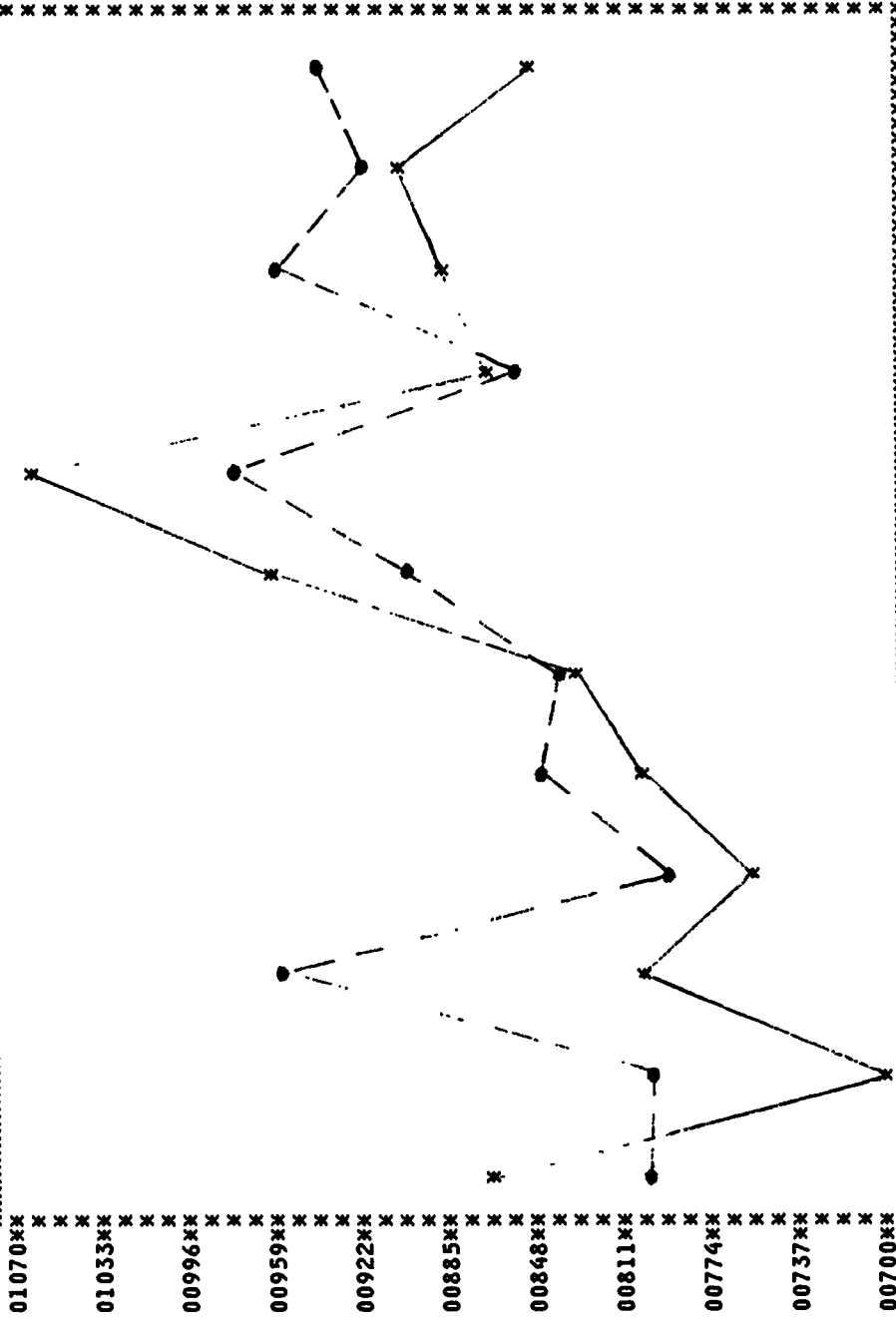
BREAKING AND ENTERING BY TYPE OF ENTRY JANUARY - DECEMBER 1995

| TYPE OF ENTRY | NUMBER OF OFFENSES | PERCENT DISTRIBUTION |
|---------------------------|--------------------|----------------------|
| FORCIBLE ENTRY | 7,778 | 75.4 % |
| UNLAWFUL ENTRY - NO FORCE | 2,009 | 19.5 % |
| ATTEMPTED FORCIBLE ENTRY | 532 | 5.2 % |

BREAKING AND ENTERING

January - December
1995, 1994

| | | NUMBER OF OFFENSES BY MONTH | | | | | | | | | | | | CRIME * OFF CLEARED * | | | |
|------------------|--|-----------------------------|-------|-------|------|------|------|------|------|------|------|------|------|-----------------------|------|---------------|----------------|
| | | JAN | FEB | MAR | APR | MAY | JUN | JUL | AUG | SEP | OCT | NOV | DEC | TOT | RATE | (1,000)*ADULT | *ADULT * JUVEN |
| PERIOD 1 95 | | 867 | 701 | 808 | 756 | 802 | 832 | 962 | 1066 | 870 | 891 | 907 | 857 | 10319 | 5.57 | 1009 | 315 |
| PERIOD 2 94 | | 805 | 806 | 966 | 801 | 856 | 841 | 909 | 983 | 859 | 964 | 931 | 942 | 10663 | 5.76 | 1220 | 341 |
| NUMERICAL CHANGE | | 62+ | 105- | 158- | 45- | 54- | 9- | 53+ | 83+ | 11+ | 73- | 24- | 85- | 344- | 19- | 211- | 26- |
| PERCENT CHANGE | | 7.7+ | 13.0- | 16.4- | 5.6- | 6.3- | 1.1- | 5.8+ | 8.4+ | 1.3+ | 7.6- | 2.6- | 9.0- | 3.2- | 3.3- | 17.3- | 7.6- |



PERIOD 1 *
PERIOD 2 *

EACH VERTICAL LINE
REPRESENTS A VALUE OF
9.25

1995 B AND E CRIME RATE BY COUNTY

| OBS | COUNTY | BE | CRIME RATE | POP |
|-----|------------|------|------------|--------|
| 1 | RITCHIE | 9 | 0.87192 | 10321 |
| 2 | PLEASANTS | 11 | 1.46289 | 7519 |
| 3 | MCDOWELL | 51 | 1.53765 | 33166 |
| 4 | DODDRIDGE | 12 | 1.64064 | 7314 |
| 5 | UPSHUR | 50 | 2.10400 | 23760 |
| 6 | BROOKE | 53 | 2.26946 | 23350 |
| 7 | CALHOUN | 21 | 2.63802 | 7960 |
| 8 | WEBSTER | 28 | 2.67960 | 10449 |
| 9 | TAYLOR | 42 | 2.74260 | 15312 |
| 10 | MONROE | 39 | 2.76003 | 14129 |
| 11 | TYLER | 33 | 2.76375 | 11939 |
| 12 | WETZEL | 48 | 2.80032 | 17140 |
| 13 | PRESTON | 85 | 2.83985 | 29930 |
| 14 | LEWIS | 54 | 3.07314 | 17571 |
| 15 | HANCOCK | 124 | 3.23144 | 38370 |
| 16 | WYOMING | 93 | 3.25407 | 28576 |
| 17 | JACKSON | 88 | 3.28856 | 26758 |
| 18 | MINGO | 115 | 3.37640 | 34057 |
| 19 | MARION | 199 | 3.41285 | 58285 |
| 20 | MASON | 87 | 3.42084 | 25426 |
| 21 | GRANT | 38 | 3.46560 | 10964 |
| 22 | WIRT | 19 | 3.47985 | 5460 |
| 23 | HARRISON | 258 | 3.63522 | 70970 |
| 24 | PUTNAM | 177 | 3.76479 | 46997 |
| 25 | CLAY | 39 | 3.80757 | 10242 |
| 26 | MINERAL | 106 | 3.87748 | 27330 |
| 27 | RANDOLPH | 113 | 3.94257 | 28657 |
| 28 | BOONE | 104 | 3.94368 | 26367 |
| 29 | BRAXTON | 54 | 4.08672 | 13212 |
| 30 | NICHOLAS | 113 | 4.11320 | 27466 |
| 31 | POCAHONTAS | 38 | 4.18950 | 9070 |
| 32 | PENDLETON | 34 | 4.20614 | 8033 |
| 33 | BARBOUR | 69 | 4.26972 | 16159 |
| 34 | TUCKER | 34 | 4.32174 | 7367 |
| 35 | ROANE | 69 | 4.51467 | 15282 |
| 36 | GREENBRIER | 158 | 4.56620 | 34601 |
| 37 | LOGAN | 214 | 4.97336 | 43029 |
| 38 | GILMER | 39 | 5.20611 | 7491 |
| 39 | WAYNE | 203 | 5.30642 | 38241 |
| 40 | WOOD | 472 | 5.34304 | 88296 |
| 41 | MERCER | 362 | 5.54584 | 65268 |
| 42 | FAYETTE | 280 | 5.69800 | 49139 |
| 43 | LINCOLN | 127 | 5.77977 | 21973 |
| 44 | MARSHALL | 219 | 5.85387 | 37409 |
| 45 | RALEIGH | 479 | 6.10725 | 78391 |
| 46 | OHIO | 331 | 6.59352 | 50176 |
| 47 | SUMMERS | 95 | 6.70035 | 14177 |
| 48 | HAMPSHIRE | 129 | 7.08726 | 18199 |
| 49 | JEFFERSON | 278 | 7.12514 | 39014 |
| 50 | MONONGALIA | 652 | 8.32604 | 78296 |
| 51 | HARDY | 104 | 9.03032 | 11516 |
| 52 | MORGAN | 120 | 9.23880 | 12988 |
| 53 | KANAWHA | 1937 | 9.33634 | 207386 |
| 54 | BERKELEY | 615 | 9.36030 | 65671 |
| 55 | CABELL | 998 | 9.33030 | 101481 |

*Crime Rate Calculated per 1,000 population.

1995 B AND E CRIME RATE IN CLASS I CITIES

| OBS | AGID | BE | CRIME RATE | POP |
|-----|------------|-----|------------|-------|
| 1 | HUNTINGTON | 696 | 12.8969 | 53965 |
| 2 | CHARLESTON | 908 | 16.1533 | 56204 |

*Class I Cities are in excess of 50,000 population.

*Crime Rate Calculated per 1,000 population.

1995 B AND E CRIME RATE IN CLASS II CITIES

| OBS | AGID | BE | CRIME RATE | POP |
|-----|------------------|-----|------------|-------|
| 1 | VIENNA | 21 | 1.8976 | 11066 |
| 2 | CLARKSBURG | 69 | 3.8902 | 17736 |
| 3 | WEIRTON | 84 | 3.8968 | 21552 |
| 4 | SOUTH CHARLESTON | 58 | 4.3111 | 13453 |
| 5 | FAIRMONT | 109 | 5.2669 | 20694 |
| 6 | ST. ALBANS | 75 | 6.9067 | 10858 |
| 7 | WHEELING | 275 | 8.0685 | 34080 |
| 8 | BLUEFIELD | 102 | 8.0733 | 12634 |
| 9 | BECKLEY | 164 | 8.8576 | 18513 |
| 10 | PARKERSBURG | 329 | 9.9062 | 33210 |
| 11 | MARTINSBURG | 164 | 10.9552 | 14970 |
| 12 | MOUNDSVILLE | 122 | 11.2582 | 10836 |
| 13 | MORGANTOWN | 310 | 11.6498 | 26604 |

*Class II Cities are 10,000 to 49,999 in population.

*Crime Rate Calculated per 1,000 population.

1995 B AND E CRIME RATE IN CLASS III CITIES

| OBS | AGID | BE | CRIME RATE | POP |
|-----|------------------|----|------------|------|
| 1 | SALEM | 0 | 0.0000 | 2195 |
| 2 | PADEN CITY | 1 | 0.3614 | 2767 |
| 3 | RICHWOOD | 1 | 0.3894 | 2568 |
| 4 | ST. MARYS | 3 | 1.4071 | 2132 |
| 5 | PHILIPPI | 5 | 1.5489 | 3228 |
| 6 | SPENCER | 4 | 1.7376 | 2302 |
| 7 | MILTON | 4 | 1.7762 | 2252 |
| 8 | LEWISBURG | 7 | 1.8008 | 3887 |
| 9 | LOGAN | 4 | 1.8240 | 2193 |
| 10 | BETHLEHEM | 5 | 1.8989 | 2633 |
| 11 | NEW MARTINSVILLE | 13 | 1.9587 | 6637 |
| 12 | SHINNSTON | 5 | 1.9623 | 2548 |
| 13 | WELLSBURG | 7 | 2.0691 | 3383 |
| 14 | MANNINGTON | 6 | 2.7447 | 2186 |
| 15 | MADISON | 9 | 2.8363 | 3173 |
| 16 | 01401 | 6 | 2.8558 | 2101 |
| 17 | HURRICANE | 17 | 3.0591 | 5557 |
| 18 | CHESTER | 9 | 3.1881 | 2823 |
| 19 | KINGWOOD | 11 | 3.2602 | 3374 |
| 20 | BUCKHANNON | 21 | 3.3195 | 6326 |
| 21 | WILLIAMSON | 14 | 3.3501 | 4179 |
| 22 | WESTON | 17 | 3.3844 | 5023 |
| 23 | 01201 | 11 | 3.5971 | 3058 |
| 24 | KEYSER | 22 | 3.6962 | 5952 |
| 25 | BRIDGEPORT | 27 | 3.8737 | 6970 |
| 26 | PRINCETON | 30 | 4.1538 | 7222 |
| 27 | RIPLEY | 13 | 4.2249 | 3077 |
| 28 | FOLLANSBEE | 14 | 4.2424 | 3300 |
| 29 | WESTOVER | 18 | 4.3976 | 4093 |
| 30 | FAYETTEVILLE | 10 | 4.4091 | 2268 |

1995 B AND E CRIME RATE IN CLASS III CITIES

| OBS | AGID | BE | CRIME RATE | POP |
|-----|-----------------------|----|------------|------|
| 31 | WHITE SULPHUR SPRINGS | 13 | 4.5248 | 2873 |
| 32 | WILLIAMSTOWN | 14 | 4.6189 | 3031 |
| 33 | MOOREFIELD | 11 | 4.6413 | 2370 |
| 34 | RAVENSWOOD | 19 | 4.6533 | 4083 |
| 35 | GRAFTON | 27 | 4.9405 | 5465 |
| 36 | MONTGOMERY | 12 | 5.1194 | 2344 |
| 37 | WELCH | 17 | 5.4312 | 3130 |
| 38 | CHARLES TOWN | 20 | 5.9470 | 3363 |
| 39 | PT. PLEASANT | 33 | 6.8251 | 4835 |
| 40 | RANSON | 21 | 7.2488 | 2897 |
| 41 | MCMECHEN | 15 | 7.3170 | 2050 |
| 42 | SUMMERSVILLE | 25 | 7.8517 | 3184 |
| 43 | DUNBAR | 68 | 7.9914 | 8509 |
| 44 | BARBOURSVILLE | 23 | 8.2437 | 2790 |
| 45 | HINTON | 29 | 8.5443 | 3394 |
| 46 | KENOVA | 32 | 8.6979 | 3679 |
| 47 | ELKINS | 74 | 9.3151 | 7944 |
| 48 | OAK HILL | 65 | 9.4445 | 6882 |
| 49 | NITRO | 70 | 10.4440 | 6702 |

*Class III Cities are 2,000 to 9,999 in population.

*Crime Rate Calculated per 1,000 population.

I, II, and III City Populations provided by the United States Census Bureau.

BREAKING AND ENTERING

January - December
1995, 1994

| CLASSIFICATION | PERCENT OF CHANGE | NUMBER OF OFFENSES | PERCENT OF DISTRIBUTION | TOTAL VALUES (DOLLARS) | AVERAGE VALUES (DOLLARS) |
|----------------|-------------------|--------------------|-------------------------|------------------------|--------------------------|
| RESIDENCE | | | | | |
| | 1995 | 6,426 | 62.27 | \$6,951,219 | \$1,082 |
| | 1994 | 6,551 | 61.64 | \$6,231,683 | \$951 |
| | PERCENT OF CHANGE | 1.91- | 1.35+ | 11.55+ | 13.77+ |
| NIGHT | | | | | |
| | 1995 | 2,505 | 24.28 | \$2,452,254 | \$979 |
| | 1994 | 2,585 | 24.24 | \$2,221,866 | \$860 |
| | PERCENT OF CHANGE | 3.09- | .17+ | 10.37+ | 13.84+ |
| DAY | | | | | |
| | 1995 | 1,828 | 17.71 | \$2,269,112 | \$1,241 |
| | 1994 | 1,856 | 17.41 | \$1,817,504 | \$979 |
| | PERCENT OF CHANGE | 1.51- | 1.72+ | 24.85+ | 26.76+ |
| UNKNOWN | | | | | |
| | 1995 | 2,093 | 20.28 | \$2,229,853 | \$1,065 |
| | 1994 | 2,110 | 19.79 | \$2,192,313 | \$1,039 |
| | PERCENT OF CHANGE | .81- | 2.48+ | 1.71+ | 2.50+ |
| NONRESIDENCE | | | | | |
| | 1995 | 3,893 | 37.73 | \$3,690,591 | \$948 |
| | 1994 | 4,112 | 38.56 | \$4,245,272 | \$1,032 |
| | PERCENT OF CHANGE | 5.33- | 2.15- | 13.07- | 8.14- |
| NIGHT | | | | | |
| | 1995 | 2,375 | 23.02 | \$2,372,703 | \$999 |
| | 1994 | 2,587 | 24.26 | \$2,546,438 | \$984 |
| | PERCENT OF CHANGE | 8.19- | 5.11- | 6.82- | 1.52+ |
| DAY | | | | | |
| | 1995 | 485 | 4.70 | \$355,253 | \$732 |
| | 1994 | 454 | 4.26 | \$442,784 | \$975 |
| | PERCENT OF CHANGE | 6.83+ | 10.33+ | 19.77- | 24.92- |
| UNKNOWN | | | | | |
| | 1995 | 1,033 | 10.01 | \$962,635 | \$932 |
| | 1994 | 1,071 | 10.04 | \$1,256,050 | \$1,173 |
| | PERCENT OF CHANGE | 3.55- | .30- | 23.36- | 20.55- |
| TOTAL | | | | | |
| | 1995 | 10,319 | 100.00 | \$10,641,810 | \$1,031 |
| | 1994 | 10,663 | 100.00 | \$10,476,955 | \$983 |
| | PERCENT OF CHANGE | 3.23- | | 1.57+ | 4.88+ |

LARCENY THEFT

DEFINITION

Larceny Theft is the unlawful taking or stealing of articles of value without the use of force, violence or fraud. It includes crimes such as shoplifting, pocket-picking, purse-snatching, thefts from autos, and the theft of auto parts and accessories. Motor Vehicle Theft is excluded from this category for crime reporting purposes, inasmuch as it is a separate Crime Index Offense.

Larceny offenses cleared by police are dramatically affected by the nature of the crime. As with other Non-Violent Crimes, opportunity and stealth, working in favor of the perpetrator and against police detection, reduce solutions for this offense.

As with other offenses against property, Larceny is primarily a crime of opportunity. Types of larceny will differ in volume depending upon the opportunity for theft offered in a given area.

When the average value is applied to the reported crimes in this category, the dollar loss to victims was \$482. It is true that a portion of goods stolen was recovered and returned to the victims, but the relatively low percentage of crimes cleared by arrest, and the lack of specific identification characteristics on such property indicates these recoveries will not materially reduce the overall loss. In addition, many offenses in this category, particularly where the value of goods is small, never come to police attention.

LARCENY THEFT SUMMARY

1995

- A total of 27,685 Larceny Theft offenses were reported for 1995.
- Larceny Theft comprised 67.5 percent of the total for the Non-Violent Crime category and 61.7 percent of the total Crime Index Offenses.
- August recorded the highest number of Larcenies with 2,741 offenses.
- There were 1,514.4 Larceny Thefts per 100,000 population in West Virginia.
- Larceny Thefts from automobiles accounted for 7,555 (27.3 %) of the total offenses.
- The total dollar value for Larceny Theft offenses was \$ 13,339,471, an average of \$ 482 for each offense; of the total offenses 11,135 were \$200 and over in value.
- A total of 5,394 Larceny Thefts were cleared by arrest or exceptional clearance, a clearance rate of 19.4 percent. Adults were involved in 4,047 of the clearances.
- There were 5,675 persons arrested for Larceny Theft offenses; 3,818 of those arrested were males, 1,684 were under 18, and 4,810 were white.

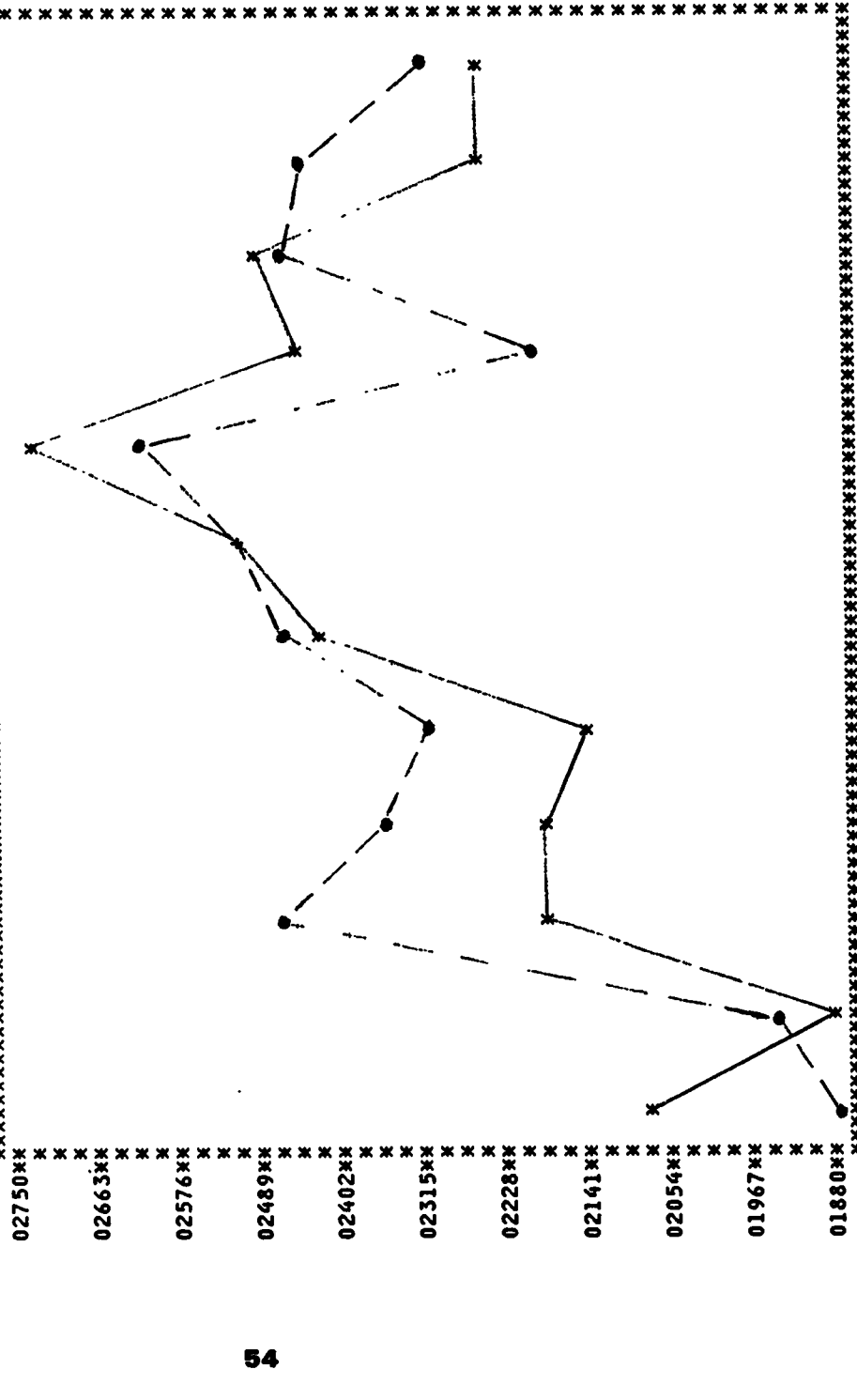
LARCENY/THEFT

January - December
1995, 1994

```

*****
* CRIME * OFF CLEARED *
* RATE * (1,000) * ADULT * JUVEN *
* TOT * DEC * NOV * OCT * SEP * AUG * JUL * JUN * MAY * APR * MAR * FEB * JAN *
* 2090 * 1888 * 2191 * 2153 * 2436 * 2511 * 2741 * 2457 * 2503 * 2264 * 2264 * 27685 * 14.95 * 4047 * 1347 *
* 1901 * 1963 * 2471 * 2368 * 2316 * 2485 * 2515 * 2639 * 2227 * 2479 * 2464 * 2320 * 28148 * 15.20 * 4044 * 1284 *
* 189+ * 75- * 284- * 177- * 163- * 49- * 102+ * 230+ * 24+ * 200- * 56- * 463- * .25- * 3+ * 63+ *
* 9.9+ * 3.8- * 11.5- * 7.5- * 7.0- * 2.0- * .2- * 3.9+ * 10.3+ * 1.0+ * 8.1- * 2.4- * 1.6- * 1.6- * .1+ * 4.9+ *
*****

```



1995 LARCENY/THEFT CRIME RATE BY COUNTY

| OBS | COUNTY | LARCENY | CRIME RATE | POP |
|-----|------------|---------|------------|--------|
| 1 | WEBSTER | 12 | 1.1484 | 10449 |
| 2 | MONROE | 25 | 1.7692 | 14129 |
| 3 | RITCHIE | 21 | 2.0345 | 10321 |
| 4 | DODDRIDGE | 18 | 2.4610 | 7314 |
| 5 | MCDOWELL | 83 | 2.5024 | 33166 |
| 6 | POCAHONTAS | 24 | 2.6460 | 9070 |
| 7 | GRANT | 30 | 2.7360 | 10964 |
| 8 | CLAY | 33 | 3.2218 | 10242 |
| 9 | TYLER | 47 | 3.9362 | 11939 |
| 10 | LINCOLN | 97 | 4.4145 | 21973 |
| 11 | TAYLOR | 70 | 4.5710 | 15312 |
| 12 | BARBOUR | 75 | 4.6410 | 16159 |
| 13 | WIRT | 27 | 4.9450 | 5460 |
| 14 | CALHOUN | 40 | 5.0248 | 7960 |
| 15 | BROOKE | 120 | 5.1384 | 23350 |
| 16 | PLEASANTS | 40 | 5.3196 | 7519 |
| 17 | WYOMING | 154 | 5.3885 | 28576 |
| 18 | BRAXTON | 73 | 5.5246 | 13212 |
| 19 | GREENBRIER | 196 | 5.6644 | 34601 |
| 20 | MINGO | 193 | 5.6665 | 34057 |
| 21 | PENDLETON | 48 | 5.9331 | 8083 |
| 22 | BOONE | 153 | 5.9914 | 26367 |
| 23 | PRESTON | 184 | 6.1474 | 29930 |
| 24 | HARDY | 72 | 6.2518 | 11516 |
| 25 | HAMPSHIRE | 116 | 6.3730 | 18199 |
| 26 | SUMMERS | 95 | 6.7003 | 14177 |
| 27 | LOGAN | 300 | 6.9720 | 43029 |
| 28 | GILMER | 53 | 7.0750 | 7491 |
| 29 | LEWIS | 126 | 7.1707 | 17571 |
| 30 | WETZEL | 126 | 7.3508 | 17140 |
| 31 | ROANE | 115 | 7.5244 | 15232 |
| 32 | MASON | 214 | 8.4145 | 25426 |
| 33 | WAYNE | 324 | 8.4694 | 38241 |
| 34 | NICHOLAS | 251 | 9.1364 | 27466 |
| 35 | UPSHUR | 225 | 9.4680 | 23760 |
| 36 | HANCOCK | 373 | 9.7204 | 38370 |
| 37 | JACKSON | 269 | 10.0525 | 26758 |
| 38 | MORGAN | 131 | 10.0857 | 12988 |
| 39 | MERCER | 677 | 10.3716 | 65258 |
| 40 | MINERAL | 290 | 10.6082 | 27330 |
| 41 | TUCKER | 84 | 10.6772 | 7867 |
| 42 | PUTNAM | 527 | 11.2093 | 46997 |
| 43 | MARION | 662 | 11.3533 | 58235 |
| 44 | FAYETTE | 582 | 11.3437 | 49139 |
| 45 | RANDOLPH | 350 | 12.2115 | 28657 |
| 46 | HARRISON | 932 | 13.1319 | 70970 |
| 47 | MARSHALL | 543 | 14.5144 | 37409 |
| 48 | OHIO | 869 | 17.3105 | 50176 |
| 49 | JEFFERSON | 736 | 18.8637 | 39014 |
| 50 | WOOD | 1780 | 20.1496 | 88296 |
| 51 | MONONGALIA | 1865 | 23.8160 | 78296 |
| 52 | RALEIGH | 2049 | 26.1247 | 78391 |
| 53 | BERKELEY | 1817 | 27.6547 | 65671 |
| 54 | KANAWHA | 5884 | 23.3609 | 207386 |
| 55 | CABELL | 3480 | 34.2780 | 101481 |

*Crime Rate Calculated per 1,000 population.

1995 LARCENY THEFT CRIME RATE IN CLASS I CITIES

| OBS | AGID | LARCENY | CRIME RATE | POP |
|-----|------------|---------|------------|-------|
| 1 | HUNTINGTON | 2232 | 41.3590 | 53965 |
| 2 | CHARLESTON | 3529 | 62.7809 | 56204 |

*Class I Cities are in excess of 50,000 population.

*Crime Rate Calculated per 1,000 population.

1995 LARCENY THEFT CRIME RATE IN CLASS II CITIES

| OBS | AGID | LARCENY | CRIME RATE | POP |
|-----|------------------|---------|------------|-------|
| 1 | WEIRTON | 251 | 11.6439 | 21552 |
| 2 | BLUEFIELD | 184 | 14.5636 | 12634 |
| 3 | ST. ALBANS | 201 | 18.5101 | 10858 |
| 4 | CLARKSBURG | 349 | 19.6766 | 17736 |
| 5 | WHEELING | 739 | 21.6823 | 34080 |
| 6 | FAIRMONT | 469 | 22.6621 | 20694 |
| 7 | SOUTH CHARLESTON | 343 | 25.4952 | 13453 |
| 8 | MCUNDSVILLE | 345 | 31.8366 | 10836 |
| 9 | PARKERSBURG | 1076 | 32.3984 | 33210 |
| 10 | VIENNA | 388 | 35.0597 | 11066 |
| 11 | MORGANTOWN | 944 | 35.4755 | 26604 |
| 12 | BECKLEY | 1003 | 54.1720 | 18513 |
| 13 | MARTINSBURG | 890 | 59.4520 | 14970 |

*Class II Cities are 10,000 to 49,999 in population.

*Crime Rate Calculated per 1,000 population.

1995 LARCENY THEFT CRIME RATE IN CLASS III CITIES

| OBS | AGID | LARCENY | CRIME RATE | POP |
|-----|-----------------------|---------|------------|------|
| 1 | RICHWOOD | 1 | 0.389 | 2568 |
| 2 | LOGAN | 1 | 0.456 | 2193 |
| 3 | BETHLEHEM | 2 | 0.760 | 2633 |
| 4 | SALEM | 3 | 1.367 | 2195 |
| 5 | WHITE SULPHUR SPRINGS | 10 | 3.481 | 2873 |
| 6 | MCMECHEN | 9 | 4.390 | 2050 |
| 7 | 01201 | 14 | 4.578 | 3058 |
| 8 | FAYETTEVILLE | 14 | 6.173 | 2268 |
| 9 | LEWISBURG | 24 | 6.174 | 3887 |
| 10 | 01401 | 14 | 6.663 | 2101 |
| 11 | RAVENSWOOD | 28 | 6.857 | 4083 |
| 12 | MILTON | 17 | 7.549 | 2252 |
| 13 | MADISON | 26 | 8.194 | 3173 |
| 14 | WELLSBURG | 29 | 8.572 | 3383 |
| 15 | MANNINGTON | 19 | 8.692 | 2186 |
| 16 | GRAFTON | 50 | 9.149 | 5465 |
| 17 | PADEN CITY | 28 | 10.119 | 2767 |
| 18 | WESTON | 54 | 10.750 | 5023 |
| 19 | HINTON | 37 | 10.901 | 3394 |
| 20 | ST. MARYS | 25 | 11.726 | 2132 |
| 21 | FOLLANSBEE | 42 | 12.727 | 3300 |
| 22 | PHILIPPI | 43 | 13.321 | 3228 |
| 23 | CHESTER | 38 | 13.461 | 2823 |
| 24 | SHINNSTON | 35 | 13.736 | 2548 |
| 25 | KINGWOOD | 48 | 14.226 | 3374 |
| 26 | NEW MARTINSVILLE | 95 | 14.314 | 6637 |
| 27 | MONTGOMERY | 37 | 15.785 | 2344 |
| 28 | WELCH | 50 | 15.974 | 3130 |
| 29 | WILLIAMSON | 71 | 16.990 | 4179 |
| 30 | HURRICANE | 104 | 18.715 | 5557 |

1995 LARCENY THEFT CRIME RATE IN CLASS III CITIES

| OBS | AGID | LARCENY | CRIME RATE | POP |
|-----|---------------|---------|------------|------|
| 31 | SUMMERSVILLE | 64 | 20.100 | 3184 |
| 32 | MOOREFIELD | 50 | 21.097 | 2370 |
| 33 | SPENCER | 49 | 21.286 | 2302 |
| 34 | PT. PLEASANT | 108 | 22.337 | 4835 |
| 35 | WILLIAMSTOWN | 72 | 23.754 | 3031 |
| 36 | BUCKHANNON | 156 | 24.659 | 6326 |
| 37 | ELKINS | 209 | 26.309 | 7944 |
| 38 | DUNBAR | 240 | 28.205 | 8509 |
| 39 | KENOVA | 107 | 29.084 | 3679 |
| 40 | CHARLES TOWN | 98 | 29.140 | 3363 |
| 41 | NITRO | 205 | 30.586 | 6702 |
| 42 | PRINCETON | 237 | 32.815 | 7222 |
| 43 | OAK HILL | 242 | 35.163 | 6882 |
| 44 | WESTOVER | 145 | 35.425 | 4093 |
| 45 | KEYSER | 215 | 36.122 | 5952 |
| 46 | RIPLEY | 119 | 38.674 | 3077 |
| 47 | BRIDGEPORT | 286 | 41.032 | 6970 |
| 48 | RANSON | 133 | 45.909 | 2897 |
| 49 | BARBOURSVILLE | 375 | 134.407 | 2790 |

*Class III Cities are 2,000 to 9,999 in population.

*Crime Rate Calculated per 1,000 population.

I, II, and III City Populations provided by the United States Census Bureau.

LARCENY/THEFT

January - December
1995, 1994

| CLASSIFICATION | PERCENT OF CHANGE | NUMBER OF OFFENSES | PERCENT OF DISTRIBUTION | TOTAL VALUES (DOLLARS) | AVERAGE VALUES (DOLLARS) |
|----------------------------|-------------------|--------------------|-------------------------|------------------------|--------------------------|
| POCKET-PICKETING | | | | | |
| 1995 | | 105 | .38 | \$20,807 | \$198 |
| 1994 | | 126 | .45 | \$29,809 | \$237 |
| PERCENT OF CHANGE | 16.67- | | 15.56- | 30.20- | 16.46- |
| PURSE-SWITCHING | | | | | |
| 1995 | | 216 | .78 | \$55,866 | \$259 |
| 1994 | | 311 | 1.10 | \$112,003 | \$360 |
| PERCENT OF CHANGE | 30.55- | | 29.09- | 50.12- | 28.06- |
| CARGO THEFTS | | | | | |
| 1995 | | 123 | .44 | \$403,148 | \$3,278 |
| 1994 | | 113 | .40 | \$296,278 | \$2,622 |
| PERCENT OF CHANGE | 8.85+ | | 10.00+ | 36.07+ | 25.02+ |
| SHOPLIFTING | | | | | |
| 1995 | | 4,887 | 17.65 | \$357,990 | \$73 |
| 1994 | | 4,769 | 16.94 | \$287,595 | \$60 |
| PERCENT OF CHANGE | 2.47+ | | 4.19+ | 24.48+ | 21.67+ |
| FROM AUTOS | | | | | |
| 1995 | | 7,555 | 27.29 | \$3,173,522 | \$420 |
| 1994 | | 7,500 | 26.64 | \$3,341,541 | \$446 |
| PERCENT OF CHANGE | .73+ | | 2.44+ | 5.03- | 5.83- |
| AUTO PARTS AND ACCESSORIES | | | | | |
| 1995 | | 2,211 | 7.99 | \$853,317 | \$386 |
| 1994 | | 2,412 | 8.57 | \$631,143 | \$262 |
| PERCENT OF CHANGE | 8.33- | | 6.77- | 35.20+ | 47.33+ |
| BICYCLES | | | | | |
| 1995 | | 1,419 | 5.13 | \$528,870 | \$232 |
| 1994 | | 1,402 | 4.98 | \$327,987 | \$234 |
| PERCENT OF CHANGE | 1.21+ | | 3.01+ | .27+ | .85- |
| FROM BUILDINGS | | | | | |
| 1995 | | 3,872 | 13.99 | \$2,662,578 | \$688 |
| 1994 | | 3,646 | 12.95 | \$2,488,311 | \$682 |
| PERCENT OF CHANGE | 6.20+ | | 8.03+ | 7.00+ | .88+ |
| COIN OPERATED MACHINES | | | | | |
| 1995 | | 204 | .74 | \$88,890 | \$436 |
| 1994 | | 299 | 1.06 | \$64,810 | \$217 |
| PERCENT OF CHANGE | 31.77- | | 30.19- | 37.15+ | 100.92+ |
| LIVE STOCK | | | | | |
| 1995 | | 50 | .18 | \$62,387 | \$1,248 |
| 1994 | | 58 | .21 | \$27,952 | \$482 |
| PERCENT OF CHANGE | 13.79- | | 14.29- | 123.19+ | 158.92+ |
| ALL OTHER | | | | | |
| 1995 | | 7,043 | 25.44 | \$5,332,096 | \$757 |
| 1994 | | 7,512 | 26.69 | \$4,389,753 | \$584 |
| PERCENT OF CHANGE | 6.24- | | 4.68- | 21.47+ | 29.62+ |
| TOTAL | | | | | |
| 1995 | | 27,685 | 100.00 | \$13,339,471 | \$482 |
| 1994 | | 28,148 | 100.00 | \$11,997,182 | \$426 |
| PERCENT OF CHANGE | 1.64- | | | 11.19+ | 13.15+ |

MOTOR VEHICLE THEFT

DEFINITION

In Uniform Crime Reporting, Motor Vehicle Theft includes all thefts of a motor vehicle. This includes all vehicles which can be registered as a motor vehicle in this State. This definition excludes taking a motor vehicle for temporary use, such as family situation or unauthorized use by others having lawful access to the vehicle, such as chauffeurs, etc.

The crime of Motor Vehicle Theft has been labeled primarily as a crime of opportunity. The youthful offender finds the motor vehicle easily accessible for transportation for any purpose. The remaining thefts are mainly for the purpose of resale, theft of parts and for use in committing other crimes.

MOTOR VEHICLE THEFT SUMMARY 1995

- A total of 3,037 Motor Vehicle Theft offenses were reported in 1995.
- Motor Vehicle Theft comprised 7.4 percent of the total for the Non-Violent Crime category and 6.8 percent of the total Crime Index Offenses.
- August recorded the highest number of Motor Vehicle Thefts with 306 offenses.
- There were 166.1 Motor Vehicle Thefts per 100,000 population in West Virginia.
- The total dollar value for Motor Vehicle Theft offenses was \$ 20,175,416, an average of \$ 6,643 for each offense.
- A total of 537 Motor Vehicle Thefts were cleared by arrest or exceptional clearance, a clearance rate of 17.6 percent.
- Adults were involved in 404 of the clearances.
- There were 507 persons arrested for Motor Vehicle Theft offenses; 420 of those arrested were males, 203 were under 18, and 458 were white.

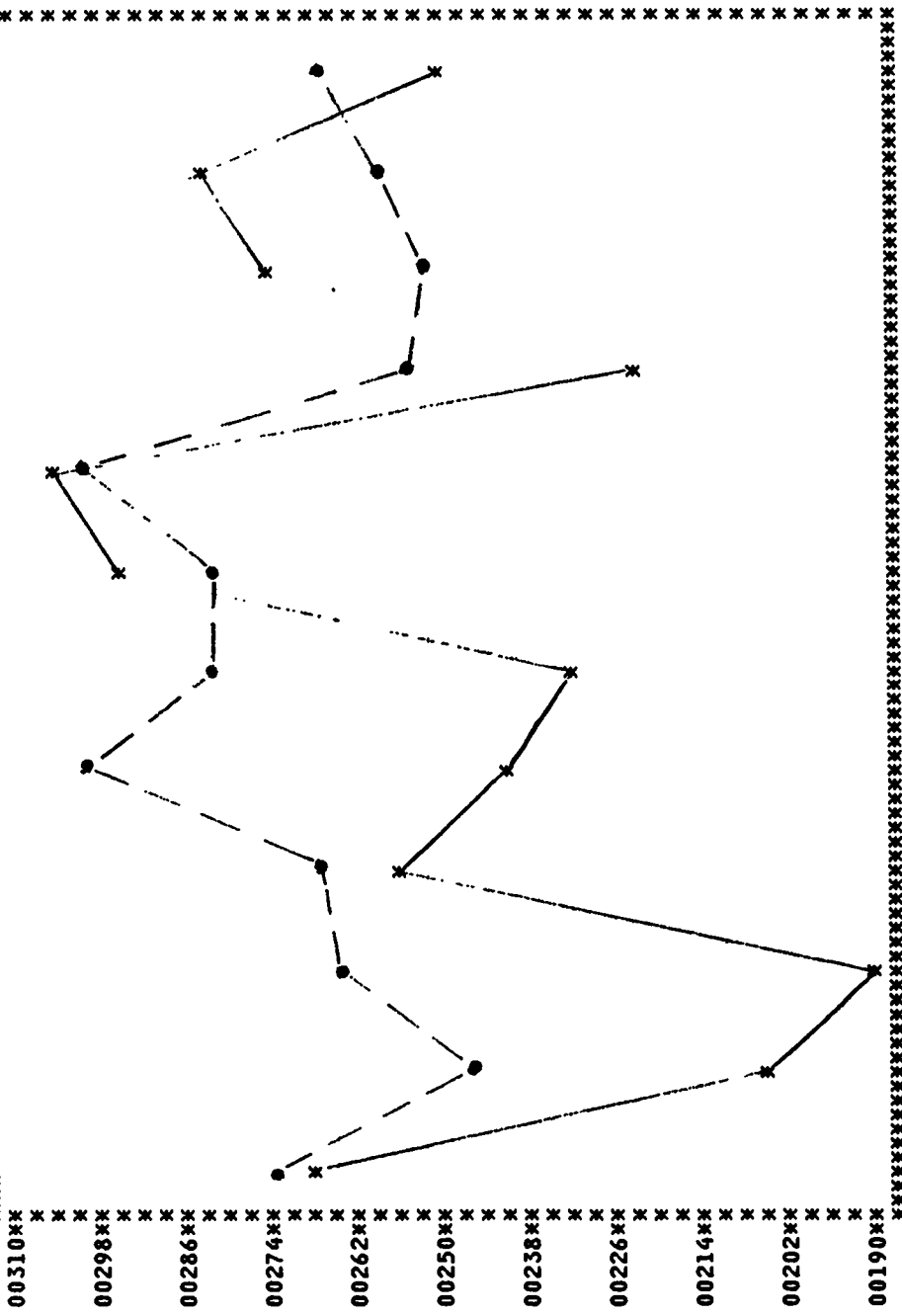
MOTOR VEHICLE THEFT BY TYPE OF MOTOR VEHICLE JANUARY - DECEMBER 1995

| TYPE OF MOTOR VEHICLE | NUMBER OF OFFENSES | PERCENT DISTRIBUTION |
|-----------------------|--------------------|----------------------|
| AUTO | 1,944 | 64.0 % |
| TRUCKS & BUSES | 716 | 23.6 % |
| OTHER VEHICLES | 377 | 12.4 % |

MOTOR VEHICLE THEFT

January - December
1995, 1994

| | | BY MONTH | | | | | | | | | | | |
|------------------|-----|-------------------------------------|------|-----|------|------|-----|-----|------|-----|-----|-----|------|
| | | NUMBER OF OFFENSES | | | | | | | | | | | |
| | | JAN | FEB | MAR | APR | MAY | JUN | JUL | AUG | SEP | OCT | NOV | DEC |
| | | CRIME RATE (1,000)*ADULT * JUVENILE | | | | | | | | | | | |
| | | TOT | | | | | | | | | | | |
| PERIOD 1 95 | 268 | 207 | 191 | 258 | 243 | 234 | 295 | 306 | 225 | 275 | 284 | 251 | 3037 |
| PERIOD 2 94 | 275 | 248 | 265 | 302 | 302 | 284 | 285 | 301 | 257 | 255 | 261 | 270 | 3271 |
| NUMERICAL CHANGE | 7 | 41 | 74 | 10 | 59 | 50 | 10 | 5 | 32 | 20 | 23 | 19 | 234 |
| PERCENT CHANGE | 2.5 | 16.5 | 27.9 | 3.7 | 19.5 | 17.6 | 3.5 | 1.7 | 12.5 | 7.8 | 8.8 | 7.0 | 7.2 |



1995 MOTOR VEHICLE THEFT CRIME RATE BY COUNTY

| OBS | COUNTY | MOTORVEH | CRIME RATE | POP |
|-----|------------|----------|------------|--------|
| 1 | WIRT | 0 | 0.00000 | 5460 |
| 2 | GRANT | 2 | 0.18240 | 10964 |
| 3 | SUMMERS | 3 | 0.21159 | 14177 |
| 4 | MORGAN | 4 | 0.30796 | 12988 |
| 5 | TUCKER | 3 | 0.38133 | 7867 |
| 6 | TYLER | 5 | 0.41875 | 11939 |
| 7 | MONROE | 6 | 0.42462 | 14129 |
| 8 | POCAHONTAS | 4 | 0.44100 | 9070 |
| 9 | WEBSTER | 5 | 0.47850 | 10449 |
| 10 | PENDLETON | 4 | 0.49484 | 8083 |
| 11 | MCDOWELL | 17 | 0.51255 | 33166 |
| 12 | PLEASANTS | 4 | 0.53196 | 7519 |
| 13 | GILMER | 4 | 0.53396 | 7491 |
| 14 | BARBOUR | 9 | 0.55692 | 16159 |
| 15 | RITCHIE | 7 | 0.67816 | 10321 |
| 16 | DODDRIDGE | 5 | 0.68360 | 7314 |
| 17 | BROOKE | 16 | 0.68512 | 23350 |
| 18 | MINERAL | 19 | 0.69502 | 27330 |
| 19 | HANCOCK | 28 | 0.72968 | 38370 |
| 20 | WYOMING | 21 | 0.73479 | 28576 |
| 21 | WETZEL | 13 | 0.75842 | 17140 |
| 22 | HARRISON | 54 | 0.76086 | 70970 |
| 23 | ROANE | 12 | 0.78516 | 15282 |
| 24 | LEWIS | 14 | 0.79674 | 17571 |
| 25 | GREENBRIER | 28 | 0.80920 | 34601 |
| 26 | PRESTON | 27 | 0.90207 | 29930 |
| 27 | RANDOLPH | 26 | 0.90714 | 28657 |
| 28 | BRAXTON | 12 | 0.90816 | 13212 |
| 29 | UPSHUR | 22 | 0.92576 | 23760 |
| 30 | TAYLOR | 15 | 0.97950 | 15312 |
| 31 | HAMPSHIRE | 18 | 0.98892 | 18199 |
| 32 | CALHOUN | 8 | 1.00496 | 7960 |
| 33 | FAYETTE | 51 | 1.03785 | 49139 |
| 34 | MASON | 27 | 1.06164 | 25426 |
| 35 | MARION | 63 | 1.03045 | 58285 |
| 36 | CLAY | 12 | 1.17156 | 10242 |
| 37 | PUTNAM | 56 | 1.19112 | 46997 |
| 38 | MARSHALL | 46 | 1.22958 | 37409 |
| 39 | JACKSON | 35 | 1.30795 | 26758 |
| 40 | HARDY | 16 | 1.38923 | 11516 |
| 41 | WOOD | 123 | 1.39236 | 88296 |
| 42 | NICHOLAS | 41 | 1.49240 | 27466 |
| 43 | JEFFERSON | 59 | 1.51217 | 39014 |
| 44 | WAYNE | 59 | 1.54226 | 38241 |
| 45 | OHIO | 79 | 1.57363 | 50176 |
| 46 | MERCER | 103 | 1.57796 | 65268 |
| 47 | LINCOLN | 40 | 1.82040 | 21973 |
| 48 | MONONGALIA | 149 | 1.90273 | 78296 |
| 49 | BOONE | 55 | 2.08560 | 26367 |
| 50 | RALEIGH | 172 | 2.19300 | 78391 |
| 51 | MINGO | 86 | 2.52496 | 34057 |
| 52 | BERKELEY | 168 | 2.55696 | 65671 |
| 53 | CABELL | 279 | 2.74815 | 101481 |
| 54 | LOGAN | 129 | 2.99796 | 43029 |
| 55 | KANAWHA | 774 | 3.73068 | 207386 |

*Crime Rate Calculated per 1,000 population.

1995 MOTOR VEHICLE THEFT CRIME RATE IN CLASS I CITIES

| OBS | AGID | MOTORVEH | CRIME RATE | POP |
|-----|------------|----------|------------|-------|
| 1 | HUNTINGTON | 176 | 3.26128 | 53965 |
| 2 | CHARLESTON | 390 | 6.93810 | 56204 |

*Class I Cities are in excess of 50,000 population.
 *Crime Rate Calculated per 1,000 population.

1995 MOTOR VEHICLE THEFT CRIME RATE IN CLASS II CITIES

| OBS | AGID | MOTORVEH | CRIME RATE | POP |
|-----|------------------|----------|------------|-------|
| 1 | VIENNA | 6 | 0.54216 | 11066 |
| 2 | BLUEFIELD | 8 | 0.63320 | 12634 |
| 3 | CLARKSBURG | 12 | 0.67656 | 17736 |
| 4 | WEIRTON | 17 | 0.78863 | 21552 |
| 5 | FAIRMONT | 34 | 1.64288 | 20694 |
| 6 | ST. ALBANS | 18 | 1.65762 | 10858 |
| 7 | MORGANTOWN | 49 | 1.84142 | 26604 |
| 8 | WHEELING | 70 | 2.05380 | 34080 |
| 9 | MOUNDSVILLE | 31 | 2.86068 | 10836 |
| 10 | SOUTH CHARLESTON | 39 | 2.89887 | 13453 |
| 11 | PARKERSBURG | 98 | 2.95078 | 33210 |
| 12 | MARTINSBURG | 50 | 3.34000 | 14970 |
| 13 | BECKLEY | 68 | 3.67268 | 18513 |

*Class II Cities are 10,000 to 49,999 in population.
 *Crime Rate Calculated per 1,000 population.

1995 MOTOR VEHICLE THEFT CRIME RATE IN CLASS III CITIES

| OBS | AGID | MOTORVEH | CRIME RATE | POP |
|-----|-----------------------|----------|------------|------|
| 1 | BETHLEHEM | 0 | 0.00000 | 2633 |
| 2 | SALEM | 0 | 0.00000 | 2195 |
| 3 | MCMECHEN | 0 | 0.00000 | 2050 |
| 4 | 01201 | 0 | 0.00000 | 3058 |
| 5 | HINTON | 0 | 0.00000 | 3394 |
| 6 | CHESTER | 0 | 0.00000 | 2823 |
| 7 | SHINNSTON | 1 | 0.39246 | 2548 |
| 8 | MANNINGTON | 1 | 0.45745 | 2186 |
| 9 | PHILIPPI | 2 | 0.61956 | 3228 |
| 10 | WILLIAMSTOWN | 2 | 0.65984 | 3031 |
| 11 | RICHWOOD | 2 | 0.77880 | 2568 |
| 12 | FAYETTEVILLE | 2 | 0.88182 | 2268 |
| 13 | WELLSBURG | 3 | 0.88677 | 3383 |
| 14 | NEW MARTINSVILLE | 6 | 0.90402 | 6637 |
| 15 | ST. MARYS | 2 | 0.93808 | 2132 |
| 16 | MADISON | 3 | 0.94545 | 3173 |
| 17 | 01401 | 2 | 0.95192 | 2101 |
| 18 | RAVENSWOOD | 4 | 0.97964 | 4083 |
| 19 | KEYSER | 6 | 1.00806 | 5952 |
| 20 | LEWISBURG | 4 | 1.02904 | 3887 |
| 21 | WHITE SULPHUR SPRINGS | 3 | 1.04418 | 2873 |
| 22 | PADEN CITY | 3 | 1.08420 | 2767 |
| 23 | BRIDGEPORT | 8 | 1.14776 | 6970 |
| 24 | WELCH | 4 | 1.27792 | 3130 |
| 25 | SPENCER | 3 | 1.30320 | 2302 |
| 26 | MILTON | 3 | 1.33212 | 2252 |
| 27 | LOGAN | 3 | 1.36797 | 2193 |
| 28 | WESTON | 7 | 1.39356 | 5023 |
| 29 | PT. PLEASANT | 8 | 1.65456 | 4835 |
| 30 | MOOREFIELD | 4 | 1.68776 | 2370 |

1995 MOTOR VEHICLE THEFT CRIME RATE IN CLASS III CITIES

| OBS | AGID | MOTORVEH | CRIME RATE | POP |
|-----|---------------|----------|------------|------|
| 31 | MONTGOMERY | 4 | 1.70648 | 2344 |
| 32 | WESTOVER | 7 | 1.71017 | 4093 |
| 33 | OAK HILL | 12 | 1.74360 | 6882 |
| 34 | ELKINS | 14 | 1.76232 | 7944 |
| 35 | KINGWOOD | 6 | 1.77828 | 3374 |
| 36 | HURRICANE | 10 | 1.79950 | 5557 |
| 37 | FOLLANSBEE | 6 | 1.31818 | 3300 |
| 38 | GRAFTON | 10 | 1.82980 | 5465 |
| 39 | SUMMERSVILLE | 6 | 1.33442 | 3184 |
| 40 | BUCKHANNON | 12 | 1.89684 | 6326 |
| 41 | KENOVA | 7 | 1.90267 | 3679 |
| 42 | CHARLES TOWN | 8 | 2.37880 | 3363 |
| 43 | WILLIAMSON | 10 | 2.39290 | 4179 |
| 44 | PRINCETON | 20 | 2.76920 | 7222 |
| 45 | DUNBAR | 28 | 3.29056 | 8509 |
| 46 | RIPLEY | 12 | 3.89983 | 3077 |
| 47 | RANSON | 14 | 4.83252 | 2897 |
| 48 | NITRO | 33 | 4.92360 | 6702 |
| 49 | BARBOURSVILLE | 19 | 6.80998 | 2790 |

*Class III Cities are 2,000 to 9,999 in population.

*Crime Rate Calculated per 1,000 population.

I, II, and III City Populations provided by the United States Census Bureau.

1995

Regional Crime



1995 REGIONAL CRIME DISTRIBUTION

| STATE TOTALS | REGIONS | | | |
|--------------------------------|-----------------|-----------------|----------------|----------------|
| POPULATION | NORTHERN | SOUTHERN | EASTERN | WESTERN |
| 1,828,200 | 494,605 | 421,999 | 287,727 | 621,869 |
| % TOTAL | 27.1% | 23.1 % | 15.8 % | 34.0 % |
| TOTAL OFFENSES | | | | |
| 44,878 | 9,540 | 8,326 | 6,523 | 20,489 |
| % TOTAL | 21.3 % | 18.6 % | 14.5 % | 45.7 % |
| CRIME RATE 24.23 | 19.27 | 19.65 | 22.50 | 32.78 |
| MURDER | | | | |
| 88 | 13 | 36 | 14 | 25 |
| % TOTAL | 14.8 % | 40.9 % | 15.9 % | 28.4 % |
| CRIME RATE 0.05 | 0.03 | 0.08 | 0.05 | 0.04 |
| RAPE | | | | |
| 388 | 82 | 56 | 35 | 215 |
| % TOTAL | 21.1 % | 14.4 % | 9.0 % | 55.4 % |
| CRIME RATE 0.21 | 0.17 | 0.13 | 0.12 | 0.34 |
| ROBBERY | | | | |
| 780 | 113 | 99 | 61 | 507 |
| % TOTAL | 14.5 % | 12.7 % | 7.8 % | 65.0 % |
| CRIME RATE 0.42 | 0.23 | 0.23 | 0.21 | 0.81 |
| FELONIOUS ASSAULT | | | | |
| 2,581 | 446 | 874 | 288 | 973 |
| % TOTAL | 17.3 % | 33.9 % | 11.2 % | 37.7 % |
| CRIME RATE 1.39 | 0.90 | 2.06 | 0.99 | 1.56 |
| BREAKING & ENTERING | | | | |
| 10,319 | 2,223 | 1,999 | 1,756 | 4,341 |
| % TOTAL | 21.5 % | 19.4 % | 17.0 % | 42.1 % |
| CRIME RATE 5.57 | 4.49 | 4.72 | 6.06 | 6.95 |
| LARCENY THEFT | | | | |
| 27,685 | 6,122 | 4,605 | 4,010 | 12,948 |
| % TOTAL | 22.1 % | 16.6 % | 14.5 % | 46.8 % |
| CRIME RATE 14.95 | 12.37 | 10.87 | 13.83 | 20.72 |
| MOTOR VEHICLE THEFT | | | | |
| 3,037 | 541 | 657 | 359 | 1,480 |
| % TOTAL | 17.8 % | 21.6 % | 11.8 % | 48.7 % |
| CRIME RATE 1.64 | 1.09 | 1.55 | 1.24 | 2.37 |

WEST VIRGINIA ARREST DATA

1995

The West Virginia Uniform Crime Reporting Program requires the monthly reporting of data concerning persons arrested in the state. A record of total arrest activity for criminal acts in both Part I and Part II classes is received from 235 county, state, and municipal law enforcement agencies and is analyzed and arranged according to age, sex and race of persons arrested. Traffic arrests, except Driving While Intoxicated, are not reported. A total of 64,792 arrests for Part I and Part II criminal offenses were reported during 1995. This was an increase of 4,945 arrested under the 1994 figure of 59,847. Based on population estimates, there was a statewide rate of 34.98 arrests per 1,000 persons in West Virginia. The arrest rate in 1994 was 32.31.

Since 1994, the number of persons arrested for Part I and Part II offenses has increased 8.3 percent while the arrest rate has also increased 8.3 percent.

A person is counted on the monthly arrest report each time he or she is arrested or summoned. It should be kept in mind that the volume of arrests may vary from time to time due to the differences in local arrest procedures and policies. It should be noted that a person may be arrested several times during a given month for the same or different offenses. This occurs frequently for such crimes as drunkenness, disorderly conduct and similar offenses. A juvenile is counted as "arrested" when the circumstances are such that if he or she were an adult, an arrest would be counted or when police or other official action beyond a mere interview, warning or admonishment is given.

These arrest figures do not indicate the actual number of individual persons arrested or summoned since, as has been pointed out, one person may be arrested several times during the month. However, arrest information is useful in measuring the extent of law enforcement activity in a given geographical area as well as providing an index for measuring the involvement in criminal acts by the age, sex and race of the perpetrators.

Of all reported arrests for 1995, 14.0 percent were for Part I Offenses (Murder, Forcible Rape, Robbery, Felonious Assault, Breaking & Entering, Larceny Theft and Motor Vehicle Theft). Analysis of Part I arrests indicates that Larceny, as in past years comprised the highest percentage of all arrests of Part I crimes with 62.4 percent. The "Drunkenness" category comprised 16.6 percent of the total arrests for Part II Offenses. There were 9,228 arrests for drunkenness in 1995 compared with 9,673 in 1994, down 4.6%. Driving Under the Influence accounted for 16.0% of the total Part II arrests. There were 8,899 arrests for DUI in 1995 compared to that of 8,555 in 1994, down 4.0%.

Juveniles were involved in 11.8 percent of the arrests for 1995, compared to 11.5 in 1994. Female arrests were up 11.4 percent from 11,242 arrests in 1994 to 12,526 arrests in 1995.

Arrests by race show that 88.1 percent of the persons arrested were White while 11.8 were Black.

VIOLENT CRIME

Arrests for crimes of violence (Murder, Rape, Robbery and Felonious Assault) on a statewide basis accounted for 15.8 percent of all arrests for Part I and 2.2 percent of the total arrests for all offenses. A further evaluation indicates that arrests for Felonious Assault were the most frequent, representing 65.5 percent of the total arrests for violent crimes, down from 67.1% during 1994.

PROPERTY CRIME

Property crime arrests (Breaking and Entering, Larceny Theft and Motor Vehicle Theft) comprised 84.2 percent of all arrests for Part I offenses and 22.0 percent of all arrests.

The highest percentage of property crime arrests 74.0 percent, occurred in the Larceny Theft category. Larceny Theft arrests increased 2.3 percent, from 5,548 in 1994 to 5,675 in 1995.

NARCOTIC DRUG LAW ARRESTS

Information concerning arrests for narcotic drug arrests is collected and analyzed according to specific drug categories. During 1995, a total of 3,579 arrests were made for narcotic drug law violations, an increase of 35.0 percent over 1994. Analysis of individual drug categories showed that the highest percentage of arrests, 60.7 percent, involved possession of marijuana. The lowest percentage of arrests occurred in the sale and manufacture of "other dangerous drugs", amounting to 0.5 percent. Further analysis shows that the arrests for sale/manufacturing of drugs accounted for 21.0 percent and the arrests for possession of drugs represented 77.9 percent.

GAMBLING ARRESTS

Arrests for gambling offenses during 1995 amounted to 0.2 percent of all reported arrests for Part I and Part II offenses. Of those arrested for gambling, 65.1 percent were males. The highest percentage of arrests for gambling offenses, 14.7 percent occurred in both the 25-29 age category. A total of 129 gambling arrests were reported during 1995, an increase of 330 percent from the 1994 figure of 30.

JUVENILE DISPOSITION DATA

Each police department must provide information regarding the disposition of juveniles arrested by their department. The following summary is provided.

| | | |
|--|--------------|---------|
| Handled within Department and Released | 2,563 | (33.5%) |
| Referred to Juvenile Court or Probation Department | 4,920 | (64.3%) |
| Referred to Welfare Agency | 26 | (0.3%) |
| Referred to Other Police Agency | 36 | (0.5%) |
| Referred to Criminal or Adult Court | <u>109</u> | (1.4%) |
| TOTAL | 7,654 | |

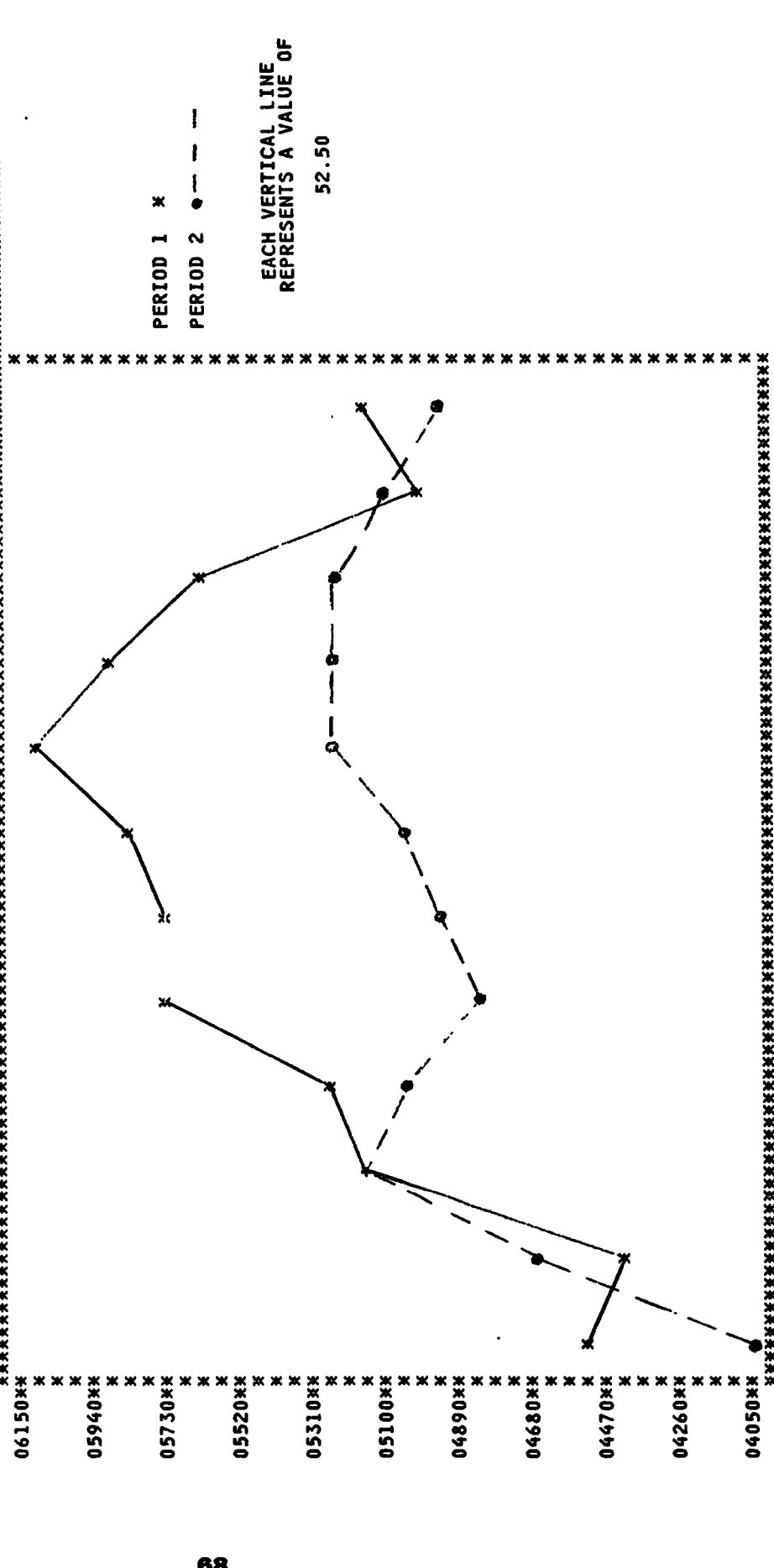
MONTHLY ARREST TRENDS ARRESTS PART I AND II

January - December
1995, 1994

```

*****
NUMBERS OF ARRESTS BY MONTH
*****
JAN * FEB * MAR * APR * MAY * JUN * JUL * AUG * SEP * OCT * NOV * DEC *
4568 * 4459 * 5200 * 5283 * 5738 * 6141 * 5922 * 5670 * 5024 * 5156 * 64792 *
4058 * 4712 * 5187 * 5065 * 4857 * 5067 * 4967 * 5258 * 5124 * 4964 * 59847 *
510+ * 253- * 13+ * 218+ * 881+ * 781+ * 816+ * 883+ * 629+ * 375+ * 100- *
12.6+ * 5.4- * .3+ * 4.3+ * 18.1+ * 15.7+ * 16.1+ * 16.8+ * 11.9+ * 7.1+ * 2.0- *
*****
PERIOD 1 95
PERIOD 2 94
NUMERICAL CHANGE
PERCENT CHANGE
*****

```



PERIOD 1 *
PERIOD 2 o - - -

EACH VERTICAL LINE
REPRESENTS A VALUE OF
52.50

TOTAL WEST VIRGINIA ARRESTS

January - December
1995, 1994

| ARREST CHARGE CLASSIFICATION | 1995 | 1994 | PERCENT * OF DIST. | CRIME * RATE PER 1000 | NUMBER * OF ARREST | PERCENT * OF DIST. | CRIME * RATE PER 1000 |
|--|--------|--------|-----------------------|-----------------------------|-----------------------|-----------------------|-----------------------------|
| *MURDER | 86 | 104 | .13 | .04 | 104 | .17 | .05 |
| *MANSLAUGHTER | 6 | 6 | .01 | | 6 | .01 | |
| *FORCIBLE RAPE | 125 | 139 | .19 | .06 | 139 | .23 | .07 |
| *ROBBERY | 280 | 247 | .43 | .15 | 247 | .41 | .13 |
| *FELONIOUS ASSAULT | 962 | 1,000 | 1.45 | .50 | 1,000 | 1.67 | .54 |
| *BREAKING AND ENTERING | 1,477 | 1,604 | 2.28 | .79 | 1,604 | 2.68 | .86 |
| *LARCENY-THEFT | 5,675 | 5,548 | 8.76 | 3.06 | 5,548 | 9.27 | 2.99 |
| *MOTOR VEHICLE THEFT | 507 | 483 | .78 | .27 | 483 | .81 | .26 |
| * SUBTOTAL FOR PART I ARRESTS | 9,098 | 9,151 | 14.04 | 4.91 | 9,151 | 15.26 | 4.93 |
| *OTHER ASSAULTS | 8,401 | 6,648 | 12.97 | 4.53 | 6,648 | 11.11 | 3.58 |
| *ARSON | 120 | 109 | .19 | .06 | 109 | .18 | .05 |
| *FORGERY AND COUNTERFEITING | 567 | 480 | .88 | .30 | 480 | .80 | .25 |
| *FRAUD | 4,202 | 4,748 | 6.49 | 2.26 | 4,748 | 7.93 | 2.56 |
| *EMBEZZLEMENT | 99 | 78 | .15 | .05 | 78 | .13 | .04 |
| *STOLEN PROPERTY: BUYING, REC., POSSESSION | 562 | 615 | .87 | .30 | 615 | 1.03 | .33 |
| *VANDALISM | 1,289 | 1,169 | 1.99 | .69 | 1,169 | 1.95 | .63 |
| *WEAPONS: CARRYING, POSSESSION, ETC. | 1,273 | 1,340 | 1.96 | .68 | 1,340 | 2.24 | .72 |
| *PROSTITUTION AND COMMERCIALIZED VICE | 156 | 124 | .24 | .08 | 124 | .21 | .06 |
| *SEX OFFENSES EXCEPT RAPE AND PROSTITUTION | 297 | 309 | .46 | .16 | 309 | .52 | .16 |
| *NARCOTIC DRUG LAWS | 3,579 | 2,652 | 5.52 | 1.93 | 2,652 | 4.43 | 1.43 |
| *GAMBLING | 129 | 30 | .20 | .06 | 30 | .05 | .01 |
| *OFFENSES AGAINST FAMILY AND CHILDREN | 779 | 445 | 1.20 | .42 | 445 | .74 | .24 |
| *DRIVING UNDER THE INFLUENCE | 8,899 | 8,555 | 13.73 | 4.80 | 8,555 | 14.29 | 4.61 |
| *LIQUOR LAWS | 1,961 | 1,595 | 3.03 | 1.05 | 1,595 | 2.33 | .75 |
| *DRUNKENNESS | 9,228 | 9,673 | 14.24 | 4.98 | 9,673 | 16.16 | 5.22 |
| *DISORDERLY CONDUCT | 1,874 | 1,708 | 2.89 | 1.01 | 1,708 | 2.85 | .92 |
| *VAGRANCY | 25 | 42 | .04 | .01 | 42 | .07 | .02 |
| *ALL OTHER EXCEPT TRAFFIC | 11,095 | 9,408 | 17.12 | 5.99 | 9,408 | 15.72 | 5.08 |
| *CURFEW AND LOITERING LAWS VIOLATIONS | 435 | 467 | .67 | .23 | 467 | .78 | .25 |
| *RUNAWAYS | 724 | 721 | 1.12 | .39 | 721 | 1.20 | .38 |
| * SUBTOTAL FOR PART II ARRESTS | 55,694 | 50,716 | 85.96 | 30.07 | 50,716 | 84.74 | 27.38 |
| * TOTAL FOR PART I AND PART II ARRESTS | 64,792 | 59,867 | 100.00 | 34.98 | 59,867 | 100.00 | 32.31 |

TOTAL ARRESTS BY RACE

January - December
1995, 1994

| ARREST CHARGE CLASSIFICATION* | 1995 | 1994 |
|--|--------|--------|
| *MURDER | 64* | 85* |
| *MAINSLAUGHTER | 6* | 5* |
| *FORCIBLE RAPE | 105* | 120* |
| *ROBBERY | 175* | 156* |
| *FELONIOUS ASSAULT | 779* | 797* |
| *BREAKING AND ENTERING | 1325* | 1485* |
| *LARCENY-THEFT | 4810* | 4758* |
| *MOTOR VEHICLE THEFT | 458* | 416* |
| * SUBTOTAL FOR PART I ARRESTS | 7722* | 7822* |
| *OTHER ASSAULTS | 7316* | 5733* |
| *ARSON | 109* | 104* |
| *FORGERY AND COUNTERFEITING | 503* | 422* |
| *FRAUD | 3637* | 4085* |
| *EMBEZZLEMENT | 77* | 73* |
| *STOLEN PROPERTY: BUYING, REC., POSSESSION | 459* | 531* |
| *VANDALISM | 1137* | 1048* |
| *WEAPONS: CARRYING, POSSESSION, ETC. | 1113* | 1158* |
| *PROSTITUTION AND COMMERCIALIZED VICE | 110* | 101* |
| *SEX OFFENSES EXCEPT RAPE AND PROSTITUTION | 275* | 290* |
| *NARCOTIC DRUG LAWS | 2782* | 2037* |
| *GAMBLING | 113* | 26* |
| *OFFENSES AGAINST FAMILY AND CHILDREN | 686* | 407* |
| *DRIVING UNDER THE INFLUENCE | 858* | 823* |
| *LIQUOR LAWS | 1777* | 1259* |
| *DRUNKENNESS | 8477* | 8929* |
| *DISORDERLY CONDUCT | 1453* | 1390* |
| *VAGRANCY | 20* | 36* |
| *ALL OTHER EXCEPT TRAFFIC | 9719* | 8271* |
| *CURFEW AND LOITERING LAWS VIOLATIONS | 339* | 375* |
| *RUNAWAYS | 664* | 647* |
| * SUBTOTAL FOR PART II ARRESTS | 49351* | 45161* |
| * TOTAL FOR PART I AND PART II ARRESTS | 57073* | 52983* |

TOTAL ARRESTS BY SEX

January - December
1995, 1994

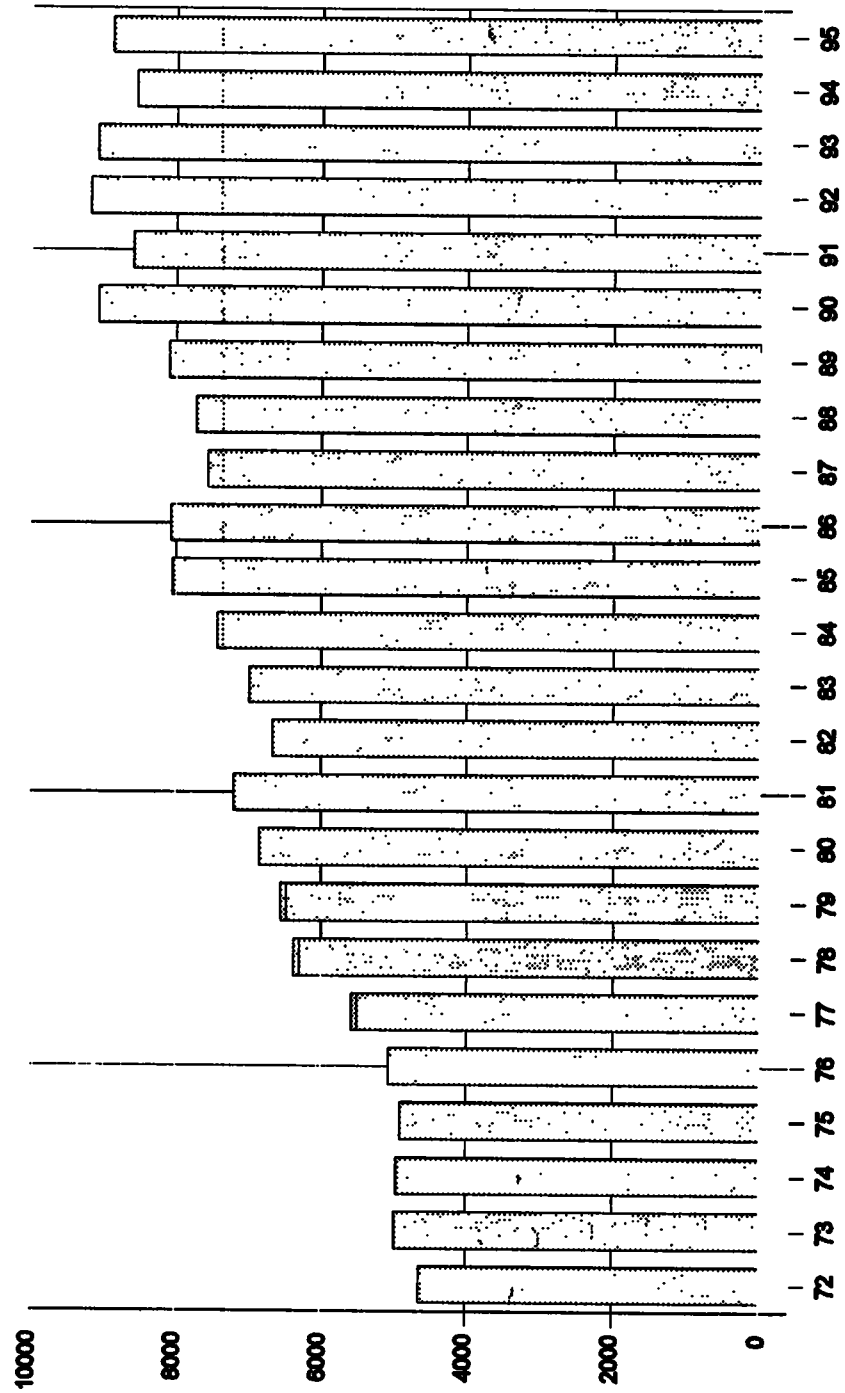
| ARREST CHARGE CLASSIFICATION | 1995 | | 1994 | | PERCENT * MALE | PERCENT * FEMALE | ARRESTS * MALE | ARRESTS * FEMALE | PERCENT * MALE | PERCENT * FEMALE |
|--|----------------|------------------|----------------|------------------|----------------|------------------|----------------|------------------|----------------|------------------|
| | MALE * ARRESTS | FEMALE * ARRESTS | MALE * ARRESTS | FEMALE * ARRESTS | | | | | | |
| *MURDER | 79 | 91.86 | 7 | 8.14 | 85 | 19 | 81.73 | 19 | 18.27 | |
| *MANSLAUGHTER | 6 | 100.00 | | | 5 | 1 | 83.33 | 1 | 16.67 | |
| *FORCIBLE RAPE | 122 | 97.60 | 3 | 2.40 | 138 | 1 | 99.28 | 1 | .72 | |
| *ROBBERY | 825 | 92.50 | 21 | 7.50 | 227 | 20 | 91.90 | 20 | 8.10 | |
| *FELONIOUS ASSAULT | 1,356 | 91.81 | 117 | 12.42 | 902 | 98 | 90.20 | 98 | 9.80 | |
| *BREAKING AND ENTERING | 3,818 | 67.28 | 121 | 8.19 | 1,486 | 118 | 92.64 | 118 | 7.36 | |
| *LARCENY-THEFT | 420 | 82.84 | 1,857 | 32.72 | 3,789 | 1,759 | 68.29 | 1,759 | 31.71 | |
| *MOTOR VEHICLE THEFT | | | 87 | 17.16 | 425 | 58 | 87.99 | 58 | 12.01 | |
| * SUBTOTAL FOR PART I ARRESTS | 6,885 | 75.68 | 2,213 | 24.32 | 7,057 | 2,074 | 77.29 | 2,074 | 22.71 | |
| *OTHER ASSAULTS | 7,048 | 83.89 | 1,353 | 16.11 | 5,680 | 968 | 85.44 | 968 | 14.56 | |
| *MORSON | 108 | 90.00 | 12 | 10.00 | 97 | 12 | 88.99 | 12 | 11.01 | |
| *FORGERY AND COUNTERFEITING | 1,984 | 63.14 | 209 | 36.86 | 286 | 194 | 59.58 | 194 | 40.42 | |
| *FRAUD | 46 | 47.22 | 2,218 | 47.22 | 2,231 | 2,517 | 46.99 | 2,517 | 53.01 | |
| *EMBEZZLEMENT | 471 | 83.81 | 53 | 53.54 | 41 | 37 | 52.56 | 37 | 47.44 | |
| *STOLEN PROPERTY: BUYING, REC., POSSESSION | 1,126 | 87.35 | 91 | 16.19 | 523 | 92 | 85.04 | 92 | 14.96 | |
| *VAUDALISM | 1,174 | 92.22 | 163 | 12.65 | 1,024 | 165 | 87.60 | 165 | 12.40 | |
| *WEAPONS: CARRYING, POSSESSION, ETC | 89 | 57.05 | 99 | 7.78 | 1,260 | 80 | 46.77 | 80 | 5.97 | |
| *PROSTITUTION AND COMMERCIALIZED VICE | 288 | 96.97 | 67 | 42.95 | 58 | 15 | 95.15 | 15 | 4.85 | |
| *SEX OFFENSES EXCEPT RAPE AND PROSTITUTION | 3,105 | 86.76 | 474 | 33.24 | 2,337 | 315 | 88.12 | 315 | 11.88 | |
| *NARCOTIC DRUG LAWS | 84 | 65.12 | 45 | 34.88 | 27 | 3 | 90.00 | 3 | 10.00 | |
| *GAMBLING | 698 | 89.60 | 81 | 10.40 | 383 | 62 | 86.07 | 62 | 13.93 | |
| *OFFENSES AGAINST FAMILY AND CHILDREN | 7,738 | 86.95 | 1,161 | 13.05 | 7,540 | 1,015 | 88.14 | 1,015 | 11.86 | |
| *DRIVING UNDER THE INFLUENCE | 1,644 | 83.83 | 949 | 16.17 | 1,180 | 843 | 84.59 | 843 | 15.41 | |
| *LIQUOR LAWS | 8,279 | 89.72 | 325 | 17.34 | 8,830 | 2,588 | 91.29 | 2,588 | 8.71 | |
| *DISORDERLY CONDUCT | 21 | 84.00 | 4 | 16.00 | 1,450 | 8 | 84.89 | 8 | 15.11 | |
| *VAGRANCY | 8,922 | 80.41 | 2,173 | 19.59 | 7,608 | 1,800 | 80.87 | 1,800 | 19.05 | |
| *ALL OTHER EXCEPT TRAFFIC | 329 | 75.63 | 106 | 24.37 | 368 | 99 | 78.80 | 99 | 21.20 | |
| *CURFEW AND LOITERING LAWS VIOLATIONS | 320 | 44.20 | 404 | 55.80 | 297 | 424 | 41.19 | 424 | 58.81 | |
| * SUBTOTAL FOR PART II ARRESTS | 45,381 | 81.48 | 10,313 | 18.52 | 41,568 | 9,168 | 81.92 | 9,168 | 18.08 | |
| * TOTAL FOR PART I AND PART II ARRESTS | 52,266 | 80.67 | 12,526 | 19.33 | 48,605 | 11,242 | 81.22 | 11,242 | 18.78 | |

DUI ARRESTS 1995 - 1972

| YEAR | ADULTS | JUV | TOTAL | +/- |
|------|--------|-----|-------|----------|
| 1995 | 8,831 | 68 | 8,899 | + 4.0 % |
| 1994 | 8,483 | 72 | 8,555 | - 5.9 % |
| 1993 | 9,019 | 71 | 9,090 | - 1.0 % |
| 1992 | 9,110 | 72 | 9,182 | + 6.8 % |
| 1991 | 8,510 | 84 | 8,594 | - 5.2 % |
| 1990 | 8,969 | 100 | 9,069 | - 12.0 % |
| 1989 | 8,010 | 86 | 8,096 | + 4.8 % |
| 1988 | 7,622 | 103 | 7,725 | + 2.2 % |
| 1987 | 7,467 | 91 | 7,558 | - 6.4 % |
| 1986 | 7,999 | 72 | 8,071 | + 0.3 % |
| 1985 | 7,980 | 68 | 8,048 | + 8.4 % |
| 1984 | 7,358 | 69 | 7,427 | + 6.3 % |
| 1983 | 6,910 | 77 | 6,987 | + 4.9 % |
| 1982 | 6,580 | 81 | 6,661 | - 7.4 % |
| 1981 | 7,113 | 83 | 7,196 | + 5.0 % |
| 1980 | 6,752 | 99 | 6,851 | + 5.7 % |
| 1979 | 6,393 | 88 | 6,481 | + 2.8 % |
| 1978 | 6,225 | 77 | 6,302 | + 14.6 % |
| 1977 | 5,403 | 98 | 5,501 | + 8.6 % |
| 1976 | 4,981 | 86 | 5,067 | + 3.3 % |
| 1975 | 4,839 | 65 | 4,904 | - 1.0 % |
| 1974 | 4,912 | 42 | 4,954 | - 0.5 % |
| 1973 | 4,926 | 54 | 4,980 | + 7.3 % |

TOTAL DUI ARRESTS

1972 - 1995




JUVENILE DUI ARRESTS 1972 - 1995



1995

PART I JUVENILE ARRESTS



■ Total ▨ Property □ Violent
 PROPERTY CRIMES: B&E, Larceny and Auto Theft
 VIOLENT CRIMES: Murder, Rape, Robbery and Fel. Assault

ARRESTS BY AGE

Persons Under 18 Years of Age

January - December
1995, 1994

| ARREST CHARGE CLASSIFICATION | NUMBER | | | | | | | TOTAL | TOTAL | PERCENT | |
|--|--------|------|------|------|------|------|----------|-------|-------|---------|----------|
| | 10 | 12 | 14 | 15 | 16 | 17 | JUVENILE | | | | JUVENILE |
| | 1995 | 1995 | 1995 | 1995 | 1995 | 1995 | 1995 | 1994 | 1994 | | |
| MURDER | | | | | | | | | | | |
| MANSLAUGHTER | | | | 3 | 2 | 7 | 7 | 17 | 6183 | 33.4 | |
| FORCIBLE RAPE | | | | | | | | | | | |
| ROBBERY | | | | 5 | 1 | 4 | 5 | 13 | 8 | 62.50 | |
| FELONIOUS ASSAULT | | | | 12 | 10 | 8 | 22 | 52 | 51 | 1.96 | |
| BREAKING AND ENTERING | | | | 5 | 21 | 17 | 24 | 34 | 101 | 84 | 20.24 |
| LARCENY THEFT | 10 | 42 | 100 | 105 | 103 | 111 | 471 | 515 | 8 | 54 | |
| AUTO THEFT | 28 | 199 | 471 | 297 | 350 | 337 | 1684 | 1595 | 5 | 58 | |
| *** SUBTOTAL FOR PART I ARRESTS *** | | | | | | | | | | | |
| OTHER ASSAULTS | 30 | 248 | 650 | 484 | 549 | 573 | 2542 | 2483 | 2 | 38 | |
| ARSON | 20 | 56 | 162 | 129 | 144 | 178 | 689 | 542 | 27 | 124 | |
| FORGERY AND COUNTERFEITING | 3 | 6 | 10 | 5 | 7 | 5 | 36 | 43 | 16 | 28 | |
| FRAUD | | | | 7 | 10 | 17 | 24 | 58 | 40 | 45.00 | |
| EMBEZZLEMENT | | | | 1 | 7 | 10 | 35 | 36 | 60 | 48.33 | |
| STOLEN PROPERTY: BUYING, RECEIVING, POSSESS. | | | | | | | 1 | 1 | 2 | 50.00 | |
| VANDALISM | 2 | 7 | 20 | 2 | 22 | 23 | 76 | 89 | 14 | 61 | |
| WEAPONS: CARRYING, POSSESSION, ETC. | 14 | 37 | 87 | 65 | 77 | 72 | 352 | 316 | 11 | 39 | |
| PROSTITUTION AND COMMERCIALIZED VICE | 3 | 15 | 56 | 27 | 30 | 50 | 161 | 152 | 5 | 92 | |
| SEX OFFENSES (EXCEPT F/RAPE, PROSTITUTION) | | | | | | | 1 | 1 | 2 | 50.00 | |
| DRUG ABUSE VIOLATIONS | 2 | 4 | 12 | 6 | 3 | 6 | 33 | 33 | | 00 | |
| GAMBLING | 1 | 6 | 48 | 70 | 103 | 151 | 379 | 307 | 23 | 45 | |
| OFFENSES AGAINST FAMILY AND CHILDREN | | | | | | | | | | | |
| DRIVING UNDER THE INFLUENCE | | | | | | | | | | | |
| LIQUOR LAWS | | | | | | | | | | | |
| DRUNKENNESS | 1 | 1 | 49 | 61 | 109 | 152 | 373 | 197 | 89 | 34 | |
| DISORDERLY | 1 | 4 | 26 | 30 | 51 | 84 | 196 | 230 | 14 | 78 | |
| EVAGRANCY | 1 | 14 | 36 | 47 | 55 | 70 | 223 | 169 | 51 | 95 | |
| ALL OTHER (EXCEPT TRAFFIC) | | | | | | | | | | | |
| CURFEW AND LOITERING LAW VIOLATIONS | 10 | 60 | 258 | 239 | 274 | 367 | 1204 | 937 | 28 | 92 | |
| RUNAWAYS | 2 | 19 | 123 | 103 | 83 | 104 | 434 | 467 | 7 | 07 | |
| *** SUBTOTAL FOR PART II ARRESTS *** | | | | | | | | | | | |
| *** TOTAL PART I, II ARRESTS *** | 62 | 264 | 1087 | 972 | 1276 | 1504 | 5115 | 4388 | 16 | 57 | |
| | 100 | 512 | 1737 | 1456 | 1775 | 2077 | 7657 | 6871 | 11 | 44 | |

NARCOTIC DRUG LAW ARRESTS

Persons Under 18 Years of Age

January - December
1995, 1994

| ARREST CHARGE CLASSIFICATION | NUMBER | | | | | | | TOTAL | TOTAL | PERCENT | |
|---|--------|------|------|------|------|------|----------|-------|-------|---------|----------|
| | 10 | 12 | 14 | 15 | 16 | 17 | JUVENILE | | | | JUVENILE |
| | 1995 | 1995 | 1995 | 1995 | 1995 | 1995 | 1995 | 1994 | 1994 | | |
| OPIMUM, COCAINE AND THEIR DERIVATIVES | | | | | | | | | | | |
| MARIJUANA | | | | 2 | 5 | 9 | 12 | 28 | 34 | 17.65 | |
| SYNTHETIC NARCOTICS-MANUFACTURED | | | | 5 | 5 | 6 | 18 | 34 | 36 | 5.56 | |
| OTHER DANGEROUS NON-NARCOTIC DRUGS | | | | | | | 1 | 1 | 2 | 50.00 | |
| *** SALE AND MANUFACTURING SUBTOTAL *** | | | | 7 | 11 | 15 | 32 | 65 | 76 | 14.47 | |
| OPIMUM, COCAINE AND THEIR DERIVATIVES | | | | 3 | 12 | 12 | 15 | 42 | 51 | 17.65 | |
| MARIJUANA | 1 | 4 | 32 | 44 | 73 | 100 | 254 | 167 | 52 | 104 | |
| SYNTHETIC NARCOTICS-MANUFACTURED | | | | 4 | 2 | | 2 | 8 | 8 | .00 | |
| OTHER DANGEROUS NON-NARCOTIC DRUGS | | | | 2 | 2 | 1 | 2 | 7 | 5 | 40.00 | |
| *** DRUG POSSESSION SUBTOTAL *** | | | | 6 | 41 | 59 | 87 | 117 | 311 | 231 | 34.63 |
| *** DRUG ABUSE VIOLATIONS TOTAL *** | | | | 1 | 6 | 48 | 70 | 102 | 149 | 307 | 22.48 |

ARRESTS BY AGE

Persons Over 18 Years of Age

January - December
1995, 1994

| ARREST CHARGE CLASSIFICATION | 18 | 19 | 20 | 21 | 22 | 23 | 24 | 25 | 30 | 35 | 40 | 45 | 50 | 55 | 60 | 65 | TOTAL | TOTAL PERCENT | |
|---|------|------|------|------|------|------|------|------|------|------|------|------|------|------|------|------|-------|---------------|----|
| | 1995 | 1994 | 1995 | 1994 | 1995 | 1994 | 1995 | 1994 | 1995 | 1994 | 1995 | 1994 | 1995 | 1994 | 1995 | 1994 | 1995 | 1994 | |
| MURDER | 30 | 9 | 4 | 3 | 5 | 3 | 7 | 7 | 6 | 8 | 8 | 3 | 2 | | | 49 | 98 | 29 | 50 |
| MANSLAUGHTER | | | | 1 | | | | | | | | | | | | 5 | 6 | 16 | 67 |
| FORCIBLE RAPE | 4 | 4 | 7 | 5 | 2 | 7 | 8 | 16 | 16 | 18 | 8 | 8 | 5 | 1 | 3 | 117 | 111 | 14 | 50 |
| ROBBERY | 29 | 19 | 22 | 12 | 11 | 10 | 17 | 33 | 37 | 28 | 18 | 4 | | | | 278 | 196 | 14 | 53 |
| FELONIOUS ASSAULT | 41 | 40 | 45 | 27 | 37 | 31 | 32 | 158 | 140 | 124 | 73 | 28 | 16 | 7 | 10 | 841 | 916 | 8 | 19 |
| BREAKING AND ENTERING | 132 | 99 | 89 | 70 | 56 | 48 | 45 | 172 | 122 | 91 | 46 | 21 | 8 | 5 | 2 | 1066 | 1089 | 7 | 62 |
| LARCENY THEFT | 406 | 329 | 270 | 198 | 154 | 153 | 146 | 565 | 551 | 423 | 317 | 173 | 98 | 73 | 60 | 3991 | 3953 | 96 | 1 |
| AUTO THEFT | 38 | 42 | 23 | 22 | 20 | 11 | 11 | 50 | 39 | 21 | 16 | 8 | 3 | 2 | 1 | 304 | 299 | 17 | 37 |
| *** SUBTOTAL FOR PART I ARRESTS *** | 653 | 544 | 460 | 338 | 285 | 258 | 257 | 1003 | 909 | 711 | 470 | 251 | 153 | 95 | 71 | 981 | 656 | 668 | 1 |
| MOTHER ASSAULT | 26 | 27 | 30 | 32 | 35 | 32 | 31 | 146 | 143 | 115 | 68 | 40 | 18 | 11 | 5 | 772 | 610 | 26 | 38 |
| HARSON | 5 | 4 | 2 | 5 | 3 | 7 | 3 | 20 | 13 | 7 | 4 | 6 | 2 | 1 | | 89 | 68 | 27 | 7 |
| FORGERY AND COUNTERFEITING | 25 | 30 | 20 | 27 | 24 | 23 | 21 | 104 | 72 | 83 | 40 | 20 | 7 | 10 | 1 | 589 | 460 | 15 | 68 |
| FRAUD | 79 | 121 | 132 | 154 | 157 | 158 | 184 | 806 | 692 | 597 | 481 | 254 | 151 | 51 | 40 | 4113 | 4688 | 12 | 27 |
| EMBEZZLEMENT | 1 | 1 | 7 | 5 | 3 | 2 | 2 | 23 | 24 | 12 | 10 | 6 | | | | 98 | 74 | 28 | 95 |
| STOLEN PROPERTY BUYING, RECEIVING, POSSESS. | 44 | 38 | 33 | 33 | 27 | 20 | 37 | 77 | 57 | 55 | 30 | 17 | 6 | 3 | 0 | 486 | 526 | 7 | 60 |
| WANDALISM | 95 | 71 | 53 | 53 | 52 | 37 | 38 | 176 | 143 | 100 | 48 | 47 | 13 | 1 | 2 | 937 | 853 | 9 | 85 |
| WEAPONS CARRYING, POSSESSION, ETC | 54 | 51 | 60 | 38 | 25 | 40 | 42 | 203 | 154 | 129 | 110 | 67 | 52 | 27 | 17 | 1117 | 1188 | 4 | 60 |
| PROSTITUTION AND COMMERCIALIZED VICE | 4 | 7 | 1 | 8 | 3 | 6 | 6 | 36 | 24 | 21 | 14 | 13 | 3 | 4 | 2 | 155 | 127 | 27 | 85 |
| SEX OFFENSES (EXCEPT F/RAPE, PROSTITUTION) | 7 | 10 | 10 | 9 | 15 | 6 | 7 | 51 | 44 | 34 | 19 | 24 | 18 | 5 | 9 | 264 | 276 | 4 | 35 |
| DRUG ABUSE VIOLATIONS | 260 | 227 | 241 | 173 | 195 | 136 | 146 | 530 | 538 | 482 | 207 | 88 | 39 | 15 | 2 | 3708 | 2365 | 36 | 66 |
| GAMBLING | 3 | 5 | 1 | 3 | 5 | 2 | 2 | 19 | 17 | 4 | 9 | 11 | 13 | 9 | 6 | 125 | 303 | 67 | 1 |
| OFFENSES AGAINST FAMILY AND CHILDREN | 21 | 17 | 23 | 23 | 25 | 27 | 34 | 144 | 153 | 151 | 81 | 37 | 14 | 18 | 4 | 771 | 441 | 74 | 81 |
| DRIVING UNDER THE INFLUENCE | 194 | 234 | 273 | 301 | 312 | 325 | 326 | 1374 | 1558 | 1459 | 984 | 653 | 349 | 274 | 125 | 8813 | 8483 | 4 | 10 |
| LIQUOR LAW | 301 | 255 | 209 | 78 | 69 | 58 | 39 | 167 | 132 | 110 | 75 | 41 | 24 | 17 | 12 | 1988 | 1198 | 52 | 55 |
| DRUNKENNESS | 250 | 257 | 239 | 264 | 215 | 240 | 296 | 1138 | 1502 | 1407 | 1179 | 835 | 573 | 245 | 235 | 9057 | 9443 | 4 | 35 |
| DISORDERLY | 112 | 103 | 99 | 83 | 91 | 70 | 90 | 267 | 282 | 216 | 120 | 90 | 36 | 33 | 17 | 1651 | 1519 | 7 | 28 |
| EVAGRANCY | | 1 | | | | | | 3 | 5 | 2 | 3 | 3 | 1 | 2 | | 7 | 7 | 37 | 84 |
| HALL OTHER (EXCEPT TRAFFIC) | 568 | 583 | 554 | 484 | 448 | 444 | 440 | 1674 | 1544 | 1207 | 795 | 542 | 263 | 125 | 91 | 1258 | 987 | 847 | 16 |
| CURFEN AND LOITERING LAW VIOLATIONS | | | | | | | | | | | | | | | | | | | |
| UNLAWFUL | | | | | | | | | | | | | | | | | | | |
| *** SUBTOTAL FOR PART II ARRESTS *** | 2283 | 2293 | 2258 | 2073 | 2051 | 1928 | 2044 | 8267 | 8313 | 7232 | 4831 | 3155 | 1684 | 908 | 624 | 6337 | 5879 | 4432 | 9 |
| *** TOTAL PART I, II ARRESTS *** | 2956 | 2837 | 2718 | 2411 | 2336 | 2186 | 2301 | 9270 | 9222 | 7943 | 5501 | 3486 | 1859 | 1003 | 695 | 7318 | 5713 | 5297 | 7 |

NARCOTIC DRUG LAW ARRESTS

Persons Over 18 Years of Age

January - December
1995, 1994

| ARREST CHARGE CLASSIFICATION | 18 | 19 | 20 | 21 | 22 | 23 | 24 | 25 | 30 | 35 | 40 | 45 | 50 | 55 | 60 | 65 | TOTAL | TOTAL PERCENT | |
|---|------|------|------|------|------|------|------|------|------|------|------|------|------|------|------|------|-------|---------------|----|
| | 1995 | 1994 | 1995 | 1994 | 1995 | 1994 | 1995 | 1994 | 1995 | 1994 | 1995 | 1994 | 1995 | 1994 | 1995 | 1994 | 1995 | 1994 | |
| OPPIUM, COCAINE AND THEIR DERIVATIVES | 17 | 15 | 14 | 13 | 13 | 8 | 10 | 40 | 47 | 28 | 18 | 8 | 3 | 2 | | 238 | 205 | 16 | 10 |
| MARIJUANA | 22 | 22 | 33 | 18 | 27 | 12 | 19 | 59 | 63 | 54 | 32 | 24 | 12 | 7 | 1 | 402 | 399 | 30 | 18 |
| SYNTHETIC NARCOTICS-MANUFACTURED | 6 | 1 | 1 | 1 | | | 3 | 5 | 12 | 6 | 3 | 1 | 3 | 2 | | 44 | 26 | 69 | 23 |
| OTHER DANGEROUS NON-NARCOTIC DRUGS | 1 | 1 | 3 | 1 | | | | | | 1 | 2 | 2 | | | | 16 | 22 | 27 | 27 |
| *** SALE AND MANUFACTURING SUBTOTAL *** | 46 | 39 | 51 | 33 | 35 | 20 | 32 | 104 | 127 | 91 | 55 | 35 | 18 | 9 | 2 | 780 | 562 | 24 | 56 |
| OPPIUM, COCAINE AND THEIR DERIVATIVES | 28 | 25 | 24 | 19 | 35 | 31 | 20 | 69 | 71 | 55 | 27 | 12 | 4 | 2 | | 424 | 395 | 39 | 82 |
| MARIJUANA | 180 | 151 | 152 | 119 | 116 | 81 | 86 | 326 | 316 | 225 | 109 | 33 | 16 | 4 | 4 | 1918 | 1274 | 58 | 55 |
| SYNTHETIC NARCOTICS-MANUFACTURED | 5 | 4 | 8 | 1 | 8 | 2 | 3 | 18 | 14 | 17 | 6 | 5 | 1 | | | 91 | 180 | 49 | 44 |
| OTHER DANGEROUS NON-NARCOTIC DRUGS | 1 | 5 | 2 | | 1 | 2 | 4 | 11 | 9 | 11 | 3 | 2 | | | | 51 | 26 | 112 | 50 |
| *** DRUG POSSESSION SUBTOTAL *** | 212 | 185 | 188 | 139 | 160 | 116 | 113 | 424 | 410 | 388 | 145 | 52 | 21 | 6 | 5 | 2484 | 1783 | 39 | 32 |
| *** DRUG ABUSE VIOLATIONS TOTAL *** | 250 | 224 | 241 | 172 | 195 | 136 | 145 | 528 | 537 | 399 | 200 | 87 | 39 | 15 | 2 | 3184 | 2348 | 35 | 78 |

LAW ENFORCEMENT EMPLOYEE DATA

1995

The Uniform Crime Reporting Program in West Virginia incorporates the collection of pertinent data relating to law enforcement entities of the state. Information regarding West Virginia law enforcement manpower, distribution, assaults against law enforcement officers and the number of and circumstances surrounding the killing of law enforcement officers are discussed in this section.

This information is submitted monthly by municipal, county and state law enforcement agencies and is published on a semi-annual basis. Specific information concerning the number of law enforcement employees reflects the status as of October 31, 1995 and is limited to municipal, county and state law enforcement agencies reporting to the West Virginia UCR Program.

The determination of police manpower for any given area or municipality should be a subject of serious consideration. Such consideration, however, should be based on the numerous factors which create the need for police services. Some of these factors, discussed elsewhere in this publication relate to size, density of population, geographic location, character and proximity to metropolitan areas. The information in this section relates to reported law enforcement strength and should not be interpreted as recommended strength for any given entity. Such determinations should be made after objectively evaluating the need for police services based on the above factors.

The personnel of each law enforcement agency differ as to the demands and responsibilities placed before them. Many police officers are fully occupied with clerical tasks and are not free to perform active police duties.

SWORN OFFICERS

In 1995, West Virginia had 2,908 sworn law enforcement personnel, compared to the 1994 figure of 2,780. This is an increase of 128 officers or 4.6 percent in the number of officers in the state. Rates based solely on sworn personnel show that the state average was 1.6 officers per 1,000 inhabitants. Males comprised 96.3 percent of all sworn personnel, while females comprised 3.7 percent.

STATE POLICE

The West Virginia State Police reported a total of 597 officers. This is an increase of 10.8 percent over last year's figure of 539 officers. The State Police had a rate of 0.5 sworn officers per 1,000 inhabitants (rural population only).

MUNICIPAL

Municipal Police Department reported 1,436 sworn officers, an increase of 0.2 percent over the 1994 figure of 1,433 sworn officers. This is a rate of 2.3 sworn officers for each 1,000 inhabitants (municipal population only).

SHERIFF

County Sheriffs Departments reported a total of 765 sworn officers. This is an increase of 9.4 percent over the 1994 figure of 669. Based on sworn personnel, this is a rate of 0.6 officers per 1,000 inhabitants (rural population only).

DEPARTMENT OF NATURAL RESOURCES (DNR)

The Department of Natural Resources reported 110 sworn officers, an increase of 0.9 percent over the 1994 figure of 109 officers. These figures reflect a rate of 0.09 sworn officers for each 1,000 inhabitants (rural population only).

LAW ENFORCEMENT EMPLOYEE DATA

| OFFICERS | | | | | | | |
|-----------------------|-------------|-------------|---------------|-------------|--------------|-------------|---------------|
| AGENCY | MALE | | FEMALE | | TOTAL | | CHANGE |
| | 1994 | 1995 | 1994 | 1995 | 1994 | 1995 | |
| SHERIFF | 671 | 735 | 28 | 30 | 699 | 765 | + 9.4 % |
| MUNICIPAL | 1,379 | 1,736 | 55 | 60 | 1,433 | 1,436 | + 0.2 % |
| DNR | 107 | 109 | 2 | 1 | 109 | 110 | + 0.9 % |
| STATE POLICE | 524 | 581 | 15 | 16 | 539 | 597 | + 10.8 % |
| TOTAL OFFICERS | 2,680 | 2,801 | 100 | 107 | 2,780 | 2,908 | + 4.7 % |

CIVILIAN EMPLOYEES

There were 1,012 civilian law enforcement employees employed in the state during 1995. This is a decrease of 4.08 percent over the 1994 total of 1,055. Females comprised 52.5 percent (531), while males made up the remaining 47.5 percent (481).

STATE POLICE

The West Virginia State Police reported a total of 312 civilian employees. This is the same as the 1994 total.

MUNICIPAL

Municipal Police Department reported a total of 251 civilian employees. This is a decrease of 9.1 percent from the 1994 total of 276.

SHERIFF

County Sheriff's Departments reported 439 civilian employees in law enforcement. A decrease of 5.0 percent as seen over the 1994 figure of 471.

DEPARTMENT OF NATURAL RESOURCES (DNR)

The Department of Natural Resources reported a total of 10 civilian employees. This is an increase of 50% when compared to the 1994 total of 5 employees.

| CIVILIANS | | | | | | | |
|---|-------------|-------------|---------------|-------------|--------------|-------------|---------------|
| AGENCY | MALE | | FEMALE | | TOTAL | | CHANGE |
| | 1994 | 1995 | 1994 | 1995 | 1994 | 1995 | |
| SHERIFF | 316 | 288 | 146 | 151 | 462 | 439 | -5.0 % |
| MUNICIPAL | 108 | 102 | 168 | 149 | 276 | 251 | -9.1 % |
| DNR | 0 | 0 | 5 | 10 | 5 | 10 | +50.0 % |
| STATE POLICE | 94 | 91 | 218 | 221 | 312 | 312 | 0.0 % |
| TOTAL CIVILIANS | 518 | 481 | 537 | 531 | 1,055 | 1,012 | -4.1 % |
| GRAND TOTAL (OFFICERS & CIVILIANS) | 3,198 | 3,282 | 637 | 638 | 3,835 | 3,920 | +2.2 % |

LAW ENFORCEMENT OFFICERS KILLED AND ASSAULTED 1995

The killing of a police officer has an effect on society which reaches far beyond the overt act. Such occurrences constitute an immediate threat to the well being of the community and a serious breach of the internal security of the country. Today, a young person who considers a career in law enforcement must also consider the very strong possibility of being killed or assaulted by a member of the very same society he or she is sworn to protect. This deplorable situation should be a subject of serious public concern, for in truth, an attack on a police officer is an attack on society. The violence directed against law enforcement officers acting in the line of duty is clearly demonstrated by the following summary information:

A total of 527 Assaults on Law Enforcement Officers were reported in 1995, of which 77, or 14.6 percent, resulted in personal injury to the officer.

For every 1,000 arrests, there were 8.1 Assaults, and for each 100 sworn officers there were 18.1 Assaults.

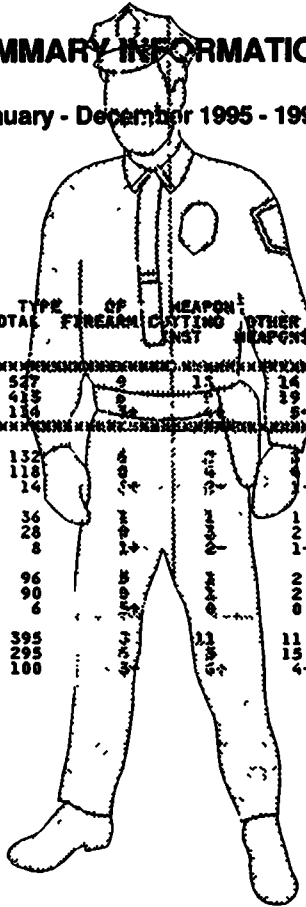
Personal weapons (hands, fists, feet, etc.) were used in 491 (93.2 %) of the Assaults.

A total of 518 of the Assaults were cleared, a clearance rate of 98.3 percent.

POLICE OFFICERS ASSAULTED

SUMMARY INFORMATION

January - December 1995 - 1994



| IDENTIFIER | POPULATION | INDEX PER 1000 POP | TOTAL | TYPE OF WEAPON | | | HANDS FIST ETC | TIME OF ASSAULT | | INJURY | NO INJURY | ASSAULT CLEARED |
|----------------------------|--------------|--------------------|-------|----------------|-----------------|------------------|-------------------|-----------------|-----|--------|-----------|--------------------|
| | | | | FIREARM | CUTTING INST | OTHER WEAPONS | | AM | PM | | | |
| WEST VIRGINIA TOTAL | 95 1,828,200 | .28 | 527 | 9 | 15 | 14 | 491 | 206 | 321 | 77 | 450 | 518 |
| CHANGE | 94 1,822,000 | .22 | 418 | 8 | 14 | 19 | 379 | 191 | 222 | 74 | 359 | 404 |
| | 6,200+ | .06+ | 110 | 1 | 1 | 5 | 112+ | 15+ | 99+ | 3+ | 111+ | 114+ |
| RURAL | 95 1,198,544 | .10 | 132 | 4 | 12 | 3 | 121 | 52 | 80 | 9 | 123 | 128 |
| CHANGE | 94 1,190,033 | .09 | 118 | 4 | 11 | 4 | 110 | 48 | 70 | 18 | 100 | 117 |
| | 8,511+ | .01+ | 14 | 0 | 0 | 1 | 11+ | 4+ | 10+ | 9- | 23+ | 11+ |
| SHERIFF'S | 95 | | 34 | 1 | 1 | 1 | 33 | 17 | 19 | 3 | 33 | 32 |
| CHANGE | 94 | | 28 | 1 | 1 | 2 | 23 | 7 | 21 | 9 | 19 | 27 |
| | | | 8 | 0 | 0 | 1- | 10+ | 10+ | 2- | 6- | 14+ | 5+ |
| STATE POLICE | 95 | | 96 | 2 | 2 | 2 | 88 | 35 | 61 | 6 | 90 | 96 |
| CHANGE | 94 | | 90 | 2 | 2 | 0 | 87 | 41 | 49 | 9 | 81 | 90 |
| | | | 6 | 0 | 0 | 1+ | 1+ | 6- | 12+ | 3- | 9+ | 6+ |
| MUNICIPAL | 95 629,656 | .62 | 395 | 11 | 11 | 11 | 370 | 154 | 241 | 68 | 327 | 390 |
| CHANGE | 94 631,967 | .46 | 295 | 15 | 15 | 15 | 269 | 143 | 152 | 56 | 239 | 287 |
| | 2,311- | .16+ | 100 | 6 | 6 | 4- | 101+ | 11+ | 89+ | 12+ | 88+ | 103+ |

ANALYSIS OF ASSAULTS ON LAW ENFORCEMENT OFFICERS

1986 - 1995

| YEAR | # ASSAULTS | % CHANGE |
|-------------|-------------------|-----------------|
| 1986 | 192 | |
| 1987 | 175 | - 9 % |
| 1988 | 144 | - 18 % |
| 1989 | 190 | - 32 % |
| 1990 | 276 | + 45 % |
| 1991 | 283 | + 3 % |
| 1992 | 286 | + 1 % |
| 1993 | 294 | + 3 % |
| 1994 | 413 | + 40 % |
| 1995 | 527 | + 28 % |

MONTHLY LAW ENFORCEMENT OFFICERS ASSAULTED SUPPLEMENTARY REPORT

H Agency Identifier

Forward by 7th Day After The End of Each Month To:
 WEST VIRGINIA DEPARTMENT OF PUBLIC SAFETY
 725 JEFFERSON ROAD, SOUTH CHARLESTON, W. VA 25309
 ATTN: UCR SECTION

This form should be used to report the number of your officers who were assaulted or killed in the line of duty during the month. Additional information concerning officers killed will be requested by a separate questionnaire.

OFFICERS KILLED

Number of your law enforcement officers killed in the line of duty this month

By felonious act _____

By accident or negligence _____

Officers Assaulted (Do not include officers killed) See UCR Guide Manual for complete instructions.

| TYPE OF ACTIVITY | TYPE OF WEAPON (Mark 1 for each Assault) | | | | | TYPE OF ASSIGNMENT (Mark 1 for each Assault) | | | | | | | POLICE ASSAULTS CLEARED (M) |
|---|---|-------------|---------------------------------------|----------------------------|--------------------|---|------------|-----------------------------|-----------|--------------|-----------|--------------|-----------------------------|
| | TOTAL ASSAULTS BY WEAPON (A) | FIREARM (B) | KNIFE OR OTHER CUTTING INSTRUMENT (C) | OTHER DANGEROUS WEAPON (D) | HANDS FEET ETC (E) | ONE-MAN VEHICLE | | DETECTIVE OR SPECIAL ASSIGN | | OTHER | | | |
| | | | | | | TWO-MAN VEHICLE (F) | ALONE (G) | ASSISTED (H) | ALONE (I) | ASSISTED (J) | ALONE (K) | ASSISTED (L) | |
| 1 RESPONDING TO 'DISTURBANCE' CALLS (FAMILY QUARRELS, MAN WITH GUN ETC) | 166 | 4 | 5 | 1 | 156 | 41 | 57 | 63 | | 1 | 2 | 2 | 160 |
| 2 BURGLARIES IN PROGRESS OR PURSUING BURGLARY SUSPECTS | 1 | | | | 1 | | | 1 | | | | | 1 |
| 3 ROBBERIES IN PROGRESS OR PURSUING ROBBERY SUSPECTS | | | | | | | | | | | | | |
| 4 ATTEMPTING OTHER ARRESTS | 187 | | 1 | 3 | 183 | 59 | 63 | 61 | | 1 | 3 | | 186 |
| 5 CIVIL DISORDER (RIOT, MASS DISOBEDIENCE) | 2 | | | | 2 | | 2 | | | | | | 2 |
| 6 HANDLING, TRANSPORTING CUSTODY OF PRISONERS | 39 | | 2 | | 37 | 6 | 14 | 12 | 1 | 1 | 2 | 3 | 39 |
| 7 INVESTIGATING SUSPICIOUS PERSONS OR CIRCUMSTANCES | 50 | 2 | 3 | 4 | 41 | 10 | 18 | 19 | | 2 | 1 | | 49 |
| 8 AMBUSH-NO WARNING | | | | | | | | | | | | | |
| 9 MENTALLY DERANGED | 6 | | 2 | 1 | 3 | 3 | 3 | | | | | | 6 |
| 10 TRAFFIC PURSUITS AND STOPS | 48 | 1 | | 4 | 43 | 12 | 18 | 15 | 1 | | | 2 | 47 |
| 11 ALL OTHER | 28 | 2 | | 1 | 25 | 3 | 15 | 8 | | | 2 | | 28 |
| 12 TOTAL (1-11) | 527 | 9 | 13 | 14 | 491 | 134 | 190 | 179 | 2 | 5 | 10 | 7 | 518 |
| 13 NUMBER WITH PERSONAL INJURY | 77 | 1 | | 1 | 75 | | | | | | | | |
| 14 NUMBER WITHOUT PERSONAL INJURY | 450 | 8 | 13 | 13 | 416 | | | | | | | | |
| 15 TIME OF ASSAULTS | AM | 101 | 52 | 22 | 8 | 14 | 9 | | | | | | |
| | PM | 29 | 11 | 43 | 44 | 79 | 115 | | | | | | |
| | | 12:01 | 2:00 | 4:00 | 6:00 | 8:00 | 10:00 | 12:00 | | | | | |

Do Not Use This Space

Initials _____

Recorded _____

Reviewed _____

Punched _____

Verified _____

Adjusted _____

MONTH AND YEAR _____

AGENCY _____ STATE _____

PREPARED BY _____ TITLE _____

CHIEF, SHERIFF, COMMISSIONER, SUPERINTENDENT

W Va. UCR Form 60
Revised 1'85

White Copy - West Virginia UCR
Yellow Copy - Contributor

**WEST VIRGINIA OFFENSE DATA
PART I OFFENSES
COUNTY —STATE—MUNICIPAL**

The report in this section details the number of Part I Offenses reported to law enforcement agencies for the time period of 1995 and 1994. Definitions for each of the Part I Offenses may be found in this book in the Table of Contents under the category entitled "Classification of Offenses."

PART I OFFENSES

WEST VIRGINIA U C R CRIME INDEX REPORT

| IDENTIFIER | POPULATION | CRIME RATE | TOTAL OFFEN | TOTAL CLEARED | PERCENT CLEARED | MURDER | RAPE | ROBBERY | FEL ASHLT | BREAK ENTER | LARCENY THEFT | M/V THEFT |
|---------------------|------------|------------|-------------|---------------|-----------------|--------|------|---------|-----------|-------------|---------------|-----------|
| ***** | | | | | | | | | | | | |
| WEST VIRGINIA TOTAL | 1,828,200 | 24.23 | 44878 | 9372 | 20.88 | 88 | 388 | 780 | 2581 | 10319 | 27685 | 3037 |
| NUMERICAL CHANGE | 1,822,000 | 24.84 | 46008 | 9270 | 20.14 | 98 | 370 | 771 | 2687 | 10663 | 28148 | 3271 |
| PERCENT CHANGE | .3+ | .61- | 1130- | 102+ | .74+ | 10- | 18+ | 9+ | 106- | 344- | 463- | 234- |
| ***** | | | | | | | | | | | | |
| RURAL | 1,198,544 | 15.20 | 18317 | 3185 | 17.38 | 59 | 173 | 153 | 1373 | 5563 | 9411 | 1585 |
| NUMERICAL CHANGE | 1,190,033 | 15.09 | 17969 | 3079 | 17.13 | 65 | 154 | 157 | 1323 | 5469 | 9236 | 1565 |
| PERCENT CHANGE | .7+ | .11+ | 348+ | 106+ | .25+ | 6- | 19+ | 4- | 50+ | 94+ | 175+ | 20+ |
| ***** | | | | | | | | | | | | |
| SHERIFF'S | 10775 | 1580 | 14.66 | 32 | 80 | 107 | 819 | 3109 | 5870 | 758 | 758 | 758 |
| NUMERICAL CHANGE | 11025 | 1564 | 14.18 | 30 | 47 | 96 | 913 | 3241 | 5841 | 857 | 857 | 857 |
| PERCENT CHANGE | 250- | 16+ | .48+ | 2+ | 33+ | 11+ | 94- | 132- | 29+ | 99- | 99- | 99- |
| ***** | | | | | | | | | | | | |
| STATE POLICE | 7542 | 1605 | 21.28 | 27 | 93 | 46 | 554 | 2454 | 3541 | 827 | 827 | 827 |
| NUMERICAL CHANGE | 6944 | 1515 | 21.81 | 35 | 107 | 61 | 410 | 2228 | 3395 | 708 | 708 | 708 |
| PERCENT CHANGE | 598+ | 90+ | .53- | 8- | 14- | 15- | 144+ | 226+ | 146+ | 119+ | 119+ | 119+ |
| ***** | | | | | | | | | | | | |
| MUNICIPAL | 629,656 | 41.96 | 26561 | 6187 | 23.29 | 215 | 627 | 627 | 1208 | 4756 | 18274 | 1452 |
| NUMERICAL CHANGE | 631,967 | 44.30 | 28039 | 6191 | 22.07 | 33 | 216 | 614 | 1364 | 5194 | 18912 | 1706 |
| PERCENT CHANGE | 2,311- | 2.34- | 1478- | 4- | 1.22+ | 4- | 1- | 13+ | 156- | 438- | 638- | 254- |
| ***** | | | | | | | | | | | | |
| BARBOUR CTY TOTAL | 16,159 | 10.02 | 162 | 29 | 17.90 | 0 | 2 | 1 | 6 | 69 | 75 | 9 |
| NUMERICAL CHANGE | 15,913 | 10.80 | 172 | 36 | 20.93 | 0 | 5 | 0 | 6 | 76 | 65 | 20 |
| PERCENT CHANGE | 1.5+ | .78- | 10- | 7- | 3.03- | 0 | 3- | 1+ | 0 | 7- | 10+ | 11- |
| ***** | | | | | | | | | | | | |
| RURAL | 10,967 | 9.75 | 107 | 9 | 8.41 | 0 | 0 | 0 | 4 | 64 | 32 | 7 |
| NUMERICAL CHANGE | 10,847 | 11.33 | 123 | 19 | 15.44 | 0 | 4 | 0 | 4 | 69 | 29 | 17 |
| PERCENT CHANGE | 1.1+ | 1.58- | 16- | 10- | 7.03- | 0 | 4- | 0 | 0 | 5- | 3+ | 10- |
| ***** | | | | | | | | | | | | |
| SHERIFF | 51 | 3 | 5.88 | 0 | 0 | 0 | 0 | 0 | 0 | 43 | 3 | 5 |
| NUMERICAL CHANGE | 80 | 15.00 | 0 | 1- | 0 | 1- | 0 | 0 | 3 | 55 | 11 | 10 |
| PERCENT CHANGE | 29- | 36.3- | 75.0- | 9- | 9.12- | 0 | 1- | 0 | 3- | 12- | 8- | 5- |
| ***** | | | | | | | | | | | | |
| STATE POLICE | 56 | 6 | 10.71 | 0 | 0 | 0 | 0 | 0 | 4 | 21 | 29 | 2 |
| NUMERICAL CHANGE | 43 | 7 | 16.27 | 0 | 3 | 0 | 0 | 0 | 1 | 14 | 18 | 7 |
| PERCENT CHANGE | 13+ | 1- | 5.56- | 0 | 3- | 0 | 0 | 0 | 3+ | 7+ | 11+ | 5- |
| ***** | | | | | | | | | | | | |
| MUNICIPAL | 5,192 | 10.59 | 55 | 20 | 36.36 | 0 | 2 | 1 | 2 | 5 | 43 | 3 |
| NUMERICAL CHANGE | 5,066 | 9.67 | 49 | 17 | 34.69 | 0 | 1 | 0 | 2 | 7 | 36 | 3 |
| PERCENT CHANGE | 126+ | .92+ | 6+ | 3+ | 1.67+ | 0 | 1+ | 1+ | 0 | 2- | 7+ | 1- |
| ***** | | | | | | | | | | | | |

MEST VIRGINIA U C R CRIME INDEX REPORT

| IDENTIFIER | POPULATION | CRIME RATE | TOTAL OFFEN | TOTAL CLEARED | PERCENT CLEARED | MURDER | RAPE | ROBBERY | FEL ASHLT | BREAK ENTER | LARCENY THEFT | M/V THEFT |
|---------------------|------------|------------|-------------|---------------|-----------------|--------|--------|---------|-----------|-------------|---------------|-----------|
| BELINGTON PD | 1,964 | .00 | 0 | 0 | .00 | 0 | 0 | 0 | 0 | 0 | 0 | 0 |
| 95 | 1,955 | .00 | 0 | 0 | .00 | 0 | 0 | 0 | 0 | 0 | 0 | 0 |
| 94 | 9+ | .00 | 0 | 0 | .00 | 0 | 0 | 0 | 0 | 0 | 0 | 0 |
| NUMERICAL CHANGE | | | | | | | | | | | | |
| PERCENT CHANGE | .5+ | | | | | | | | | | | |
| PHILIPPI PD | 3,228 | 17.03 | 55 | 20 | 36.36 | 0 | 2 | 1 | 2 | 5 | 43 | 2 |
| 95 | 3,111 | 15.75 | 49 | 17 | 34.69 | 0 | 1 | 0 | 2 | 7 | 36 | 3 |
| 94 | 117+ | 1.28+ | 6+ | 3+ | 1.67+ | 0 | 1+ | 1+ | 0 | 2- | 7+ | 1- |
| NUMERICAL CHANGE | 3.8+ | 8.1+ | 12.2+ | 17.6+ | 4.8+ | 0 | 100.0+ | * | .0 | 28.6- | 19.4+ | 33.3- |
| PERCENT CHANGE | | | | | | | | | | | | |
| BERKELEY CITY TOTAL | 65,671 | 42.58 | 2798 | 575 | 20.55 | 3 | 10 | 42 | 143 | 615 | 1817 | 163 |
| 95 | 63,530 | 43.53 | 2766 | 430 | 15.54 | 2 | 5 | 46 | 223 | 546 | 1782 | 162 |
| 94 | 2,141+ | 95- | 32+ | 145+ | 5.01+ | 1+ | 5+ | 4- | 80- | 69+ | 35+ | 6+ |
| NUMERICAL CHANGE | 3.4+ | 2.2- | 1.2+ | 33.7+ | 32.2+ | 50.0+ | 100.0+ | 8.7- | 35.9- | 12.6+ | 2.0+ | 3.7+ |
| PERCENT CHANGE | | | | | | | | | | | | |
| RURAL | 50,701 | 32.57 | 1652 | 117 | 7.08 | 2 | 10 | 17 | 127 | 451 | 927 | 118 |
| 95 | 48,703 | 31.53 | 1536 | 124 | 8.07 | 1 | 4 | 14 | 198 | 377 | 835 | 107 |
| 94 | 1,998+ | 1.04+ | 116+ | 7- | .99- | 1+ | 6+ | 3+ | 71- | 74+ | 92+ | 11+ |
| NUMERICAL CHANGE | 4.1+ | 3.3+ | 7.6+ | 5.6- | 12.3- | 100.0+ | 150.0+ | 21.4+ | 35.9- | 19.6+ | 11.0+ | 10.3+ |
| PERCENT CHANGE | | | | | | | | | | | | |
| SHERIFF | 95 | 921 | 14 | 14 | 1.52 | 1 | 5 | 5 | 19 | 238 | 599 | 54 |
| 94 | 1069 | 3.55 | 38 | 38 | 3.55 | 0 | 1 | 8 | 128 | 246 | 636 | 50 |
| NUMERICAL CHANGE | | | | | | | | | | | | |
| PERCENT CHANGE | | | | | | | | | | | | |
| STATE POLICE | 95 | 731 | 103 | 103 | 14.09 | 1 | 5 | 12 | 108 | 213 | 328 | 64 |
| 94 | 467 | 18.41 | 86 | 86 | 18.41 | 1 | 3 | 6 | 70 | 131 | 199 | 57 |
| NUMERICAL CHANGE | | | | | | | | | | | | |
| PERCENT CHANGE | | | | | | | | | | | | |
| MUNICIPAL | 95 | 76.55 | 1146 | 458 | 39.96 | 1 | 0 | 25 | 16 | 164 | 890 | 50 |
| 94 | 14,827 | 82.95 | 1230 | 306 | 24.87 | 1 | 1 | 32 | 25 | 169 | 947 | 55 |
| NUMERICAL CHANGE | 143+ | 6.40- | 84- | 152+ | 15.09+ | 0 | 1- | 7- | 9- | 5- | 57- | 5- |
| PERCENT CHANGE | 1.0+ | 7.7- | 6.8- | 49.7+ | 60.7+ | .0 | * | 21.9- | 36.0- | 3.0- | 6.0- | 9.1- |
| MARTINSBURG PD | 14,970 | 76.55 | 1146 | 458 | 39.96 | 1 | 0 | 25 | 16 | 164 | 890 | 50 |
| 95 | 14,827 | 82.95 | 1230 | 306 | 24.87 | 1 | 1 | 32 | 25 | 169 | 947 | 55 |
| NUMERICAL CHANGE | 143+ | 6.40- | 84- | 152+ | 15.09+ | 0 | 1- | 7- | 9- | 5- | 57- | 5- |
| PERCENT CHANGE | 1.0+ | 7.7- | 6.8- | 49.7+ | 60.7+ | .0 | * | 21.9- | 36.0- | 3.0- | 6.0- | 9.1- |
| BOONE CITY TOTAL | 26,367 | 14.63 | 386 | 35 | 9.06 | 0 | 0 | 2 | 67 | 104 | 158 | 55 |
| 95 | 26,699 | 17.78 | 475 | 76 | 16.00 | 1 | 2 | 0 | 102 | 153 | 169 | 48 |
| 94 | 332- | 3.15- | 89- | 41- | 6.94- | 1- | 2- | 2+ | 35- | 49- | 11- | 7+ |
| NUMERICAL CHANGE | 1.2- | 17.7- | 18.7- | 53.9- | 43.4- | * | * | * | 34.3- | 32.0- | 6.5- | 14.6+ |
| PERCENT CHANGE | | | | | | | | | | | | |
| RURAL | 22,041 | 15.28 | 337 | 31 | 9.19 | 0 | 0 | 2 | 66 | 92 | 125 | 52 |
| 95 | 22,397 | 19.50 | 437 | 71 | 16.24 | 1 | 2 | 0 | 100 | 138 | 153 | 43 |
| 94 | 356- | 4.22- | 100- | 40- | 7.05- | 1- | 2- | 2+ | 34- | 46- | 28- | 9+ |
| NUMERICAL CHANGE | 1.6- | 21.6- | 22.9- | 56.3- | 43.4- | * | * | * | 34.0- | 33.3- | 18.3- | 20.9+ |
| PERCENT CHANGE | | | | | | | | | | | | |

PART I OFFENSES

PART I OFFENSES

WEST VIRGINIA U C R CRIME INDEX REPORT

| IDENTIFIER | POPULATION | CRIME RATE | TOTAL OFFEN | TOTAL CLEARED | PERCENT CLEARED | MURDER | RAPE | ROBBERY | FEL ASHLT | BREAK ENTER | LARCENY THEFT | M/V THEFT |
|-----------------------|------------|------------|-------------|---------------|-----------------|--------|-------|---------|-----------|-------------|---------------|-----------|
| SHERIFF 95 | 222 | 12.16 | 0 | 0 | 0 | 0 | 0 | 0 | 55 | 59 | 73 | 35 |
| NUMERICAL CHANGE 94 | 314 | 15.92 | 0 | 0 | 0 | 0 | 0 | 0 | 95 | 97 | 90 | 52 |
| PERCENT CHANGE | 92- | 3.76- | 0 | 0 | 0 | 0 | 0 | 0 | 40- | 38- | 17- | 3+ |
| | 29.3- | 46.0- | 23.6- | | | | | | 42.1- | 39.2- | 18.9- | 9.4+ |
| STATE POLICE 95 | 115 | 3.47 | 0 | 0 | 0 | 0 | 0 | 2 | 11 | 33 | 52 | 17 |
| NUMERICAL CHANGE 94 | 123 | 17.07 | 1 | 2 | 2 | 2 | 2 | 2 | 5 | 41 | 63 | 11 |
| PERCENT CHANGE | 8- | 13.60- | 1- | 2- | 2- | 2- | 2- | 2+ | 6+ | 8- | 11- | 6+ |
| | 6.5- | 81.0- | 79.7- | * | * | * | * | * | 120.0+ | 19.5- | 17.5- | 54.5+ |
| MUNICIPAL 95 | 4,326 | 11.32 | 4 | 8 | 16 | 0 | 0 | 0 | 1 | 12 | 33 | 3 |
| NUMERICAL CHANGE 94 | 4,302 | 8.83 | 5 | 13 | 15 | 0 | 0 | 0 | 2 | 15 | 16 | 5 |
| PERCENT CHANGE | 24+ | 2.49+ | 1- | 4.99- | 0 | 0 | 0 | 0 | 1- | 3- | 17+ | 2- |
| | .6+ | 28.2+ | 20.0- | 37.9- | | | | | 50.0- | 20.0- | 106.3+ | 40.0- |
| MADISON PD 95 | 3,173 | 12.29 | 3 | 7 | 69 | 0 | 0 | 0 | 1 | 9 | 26 | 3 |
| NUMERICAL CHANGE 94 | 3,150 | 10.79 | 5 | 14 | 70 | 0 | 0 | 0 | 2 | 12 | 15 | 5 |
| PERCENT CHANGE | 23+ | 1.50+ | 2- | 7.01- | 0 | 0 | 0 | 0 | 1- | 3- | 11+ | 2- |
| | .7+ | 13.9+ | 40.0- | 47.7- | | | | | 50.0- | 25.0- | 73.3+ | 40.0- |
| WHITESVILLE PD 95 | 545 | 18.34 | 1 | 10 | 00 | 0 | 0 | 0 | 0 | 3 | 7 | 0 |
| NUMERICAL CHANGE 94 | 531 | 7.53 | 4 | 0 | 00 | 0 | 0 | 0 | 0 | 3 | 1 | 0 |
| PERCENT CHANGE | 14+ | 10.81+ | 1+ | 10.00+ | 0 | 0 | 0 | 0 | 0 | 0 | 6+ | 0 |
| | 2.6+ | 143.6+ | 150.0+ | * | * | * | * | * | 0 | 0 | 600.0+ | 0 |
| DANVILLE PD 95 | 608 | .00 | 0 | 0 | .00 | 0 | 0 | 0 | 0 | 0 | 0 | 0 |
| NUMERICAL CHANGE 94 | 621 | .00 | 0 | 0 | .00 | 0 | 0 | 0 | 0 | 0 | 0 | 0 |
| PERCENT CHANGE | 13- | .00 | 0 | 0 | .00 | 0 | 0 | 0 | 0 | 0 | 0 | 0 |
| | 2.1- | | | | | | | | | | | |
| BRAXTON CITY TOTAL 95 | 13,212 | 11.27 | 149 | 42 | 28.18 | 0 | 5 | 1 | 4 | 54 | 73 | 12 |
| NUMERICAL CHANGE 94 | 13,180 | 11.75 | 155 | 55 | 35.48 | 1 | 8 | 5 | 11 | 45 | 77 | 8 |
| PERCENT CHANGE | 32+ | .48- | 13- | 7.30- | 1- | 3- | 4- | 4- | 17- | 9+ | 4- | 4+ |
| | .2+ | 4.1- | 3.9- | 20.6- | * | 37.5- | 80.0- | 80.0- | 63.6- | 20.0+ | 5.2- | 50.0+ |
| | | | | | | | | | | | | |
| RURAL 95 | 12,081 | 11.91 | 144 | 38 | 26.38 | 0 | 5 | 1 | 4 | 53 | 70 | 11 |
| NUMERICAL CHANGE 94 | 12,138 | 12.52 | 152 | 51 | 33.55 | 1 | 8 | 5 | 10 | 45 | 76 | 7 |
| PERCENT CHANGE | .5- | .61- | 8- | 13- | 7.17- | 1- | 3- | 4- | 6- | 8+ | 6- | 4+ |
| | | 4.9- | 5.3- | 25.5- | 21.4- | * | 37.5- | 80.0- | 60.0- | 17.8+ | 7.9- | 57.1+ |
| | | | | | | | | | | | | |
| SHERIFF 95 | 30 | 16.66 | 5 | 16 | 66 | 0 | 0 | 0 | 2 | 10 | 16 | 2 |
| NUMERICAL CHANGE 94 | 42 | 38.09 | 16 | 38 | 09 | 0 | 0 | 0 | 2 | 19 | 19 | 2 |
| PERCENT CHANGE | 12- | 21.43- | 11- | 21.43- | 0 | 0 | 0 | 0 | 0 | 9- | 3- | 0 |
| | 28.6- | 68.8- | 56.3- | | | | | | .0 | 47.4- | 15.8- | .0 |
| STATE POLICE 95 | 114 | 28.94 | 33 | 28 | 94 | 0 | 5 | 1 | 2 | 43 | 54 | 9 |
| NUMERICAL CHANGE 94 | 110 | 31.81 | 35 | 31 | 81 | 1 | 8 | 5 | 8 | 26 | 57 | 5 |
| PERCENT CHANGE | 4+ | 2.87- | 2- | 2.87- | 1- | 3- | 4- | 4- | 6- | 17+ | 3- | 4+ |
| | 3.6+ | 5.7- | 9.0- | | | | | | 75.0- | 65.4+ | 5.3- | 80.0+ |

WEST VIRGINIA U C R CRIME INDEX REPORT

| IDENTIFIER | POPULATION | CRIME RATE | TOTAL OFFEN | TOTAL CLEARED | PERCENT CLEARED | MURDER | RAPE | ROBBERY | FEL ASHLT | BREAK ENTER | LARCENY THEFT | M/V THEFT |
|------------------|------------|------------|-------------|---------------|-----------------|--------|------|---------|-----------|-------------|---------------|-----------|
| MUNICIPAL 95 | 1,131 | 4.42 | 5 | 4 | 80.00 | 0 | 0 | 0 | 0 | 1 | 3 | 1 |
| 94 | 1,042 | 2.87 | 3 | 4 | 133.33 | 0 | 0 | 0 | 1 | 0 | 1 | 1 |
| NUMERICAL CHANGE | 89+ | 1.55+ | 2+ | 0 | 53.33- | 0 | 0 | 0 | 1- | 1+ | 2+ | 0 |
| PERCENT CHANGE | 8.5+ | 54.0+ | 66.7+ | .0 | 40.0- | | | | ¥ | ¥ | 200.0+ | .0 |
| SUTTON PD | | | | | | | | | | | | |
| MUNICIPAL 95 | 1,131 | 4.42 | 5 | 4 | 80.00 | 0 | 0 | 0 | 0 | 1 | 3 | 1 |
| 94 | 1,042 | 2.87 | 3 | 4 | 133.33 | 0 | 0 | 0 | 1 | 0 | 1 | 1 |
| NUMERICAL CHANGE | 89+ | 1.55+ | 2+ | 0 | 53.33- | 0 | 0 | 0 | 1- | 1+ | 2+ | 0 |
| PERCENT CHANGE | 8.5+ | 54.0+ | 66.7+ | .0 | 40.0- | | | | ¥ | ¥ | 200.0+ | .0 |
| BROOKE CTY | | | | | | | | | | | | |
| TOTAL | 23,350 | 9.67 | 226 | 66 | 29.20 | 0 | 3 | 2 | 32 | 53 | 120 | 16 |
| 95 | 23,601 | 11.75 | 275 | 70 | 25.45 | 0 | 0 | 3 | 38 | 52 | 168 | 14 |
| NUMERICAL CHANGE | 51- | 2.08- | 49- | 4- | 3.75+ | 0 | 3+ | 1- | 6- | 1+ | 48- | 2+ |
| PERCENT CHANGE | .2- | 17.7- | 17.8- | 5.7- | 14.7+ | | ¥ | 33.3- | 15.8- | 1.9+ | 28.6- | 14.3+ |
| RURAL | | | | | | | | | | | | |
| 95 | 16,667 | 5.51 | 92 | 22 | 23.91 | 0 | 1 | 1 | 2 | 32 | 49 | 7 |
| 94 | 16,733 | 6.63 | 111 | 21 | 18.91 | 0 | 0 | 2 | 4 | 34 | 66 | 5 |
| NUMERICAL CHANGE | 66- | 1.12- | 19- | 1+ | 5.00+ | 0 | 1+ | 1- | 2- | 2- | 17- | 2+ |
| PERCENT CHANGE | .4- | 16.9- | 17.1- | 4.8+ | 26.4+ | | ¥ | 50.0- | 50.0- | 5.9- | 25.8- | 40.0+ |
| SHERIFF | | | | | | | | | | | | |
| 95 | 85 | 21.17 | 18 | 0 | 0 | 0 | 0 | 1 | 0 | 31 | 48 | 5 |
| 94 | 110 | 19.09 | 21 | 0 | 0 | 0 | 0 | 2 | 4 | 34 | 65 | 5 |
| NUMERICAL CHANGE | 25- | 2.08+ | 3- | 0 | 0 | 0 | 0 | 1- | 4- | 3- | 17- | 0 |
| PERCENT CHANGE | 22.7- | 14.3- | 10.9+ | | | | ¥ | 50.0- | ¥ | 8.8- | 26.2- | .0 |
| STATE POLICE | | | | | | | | | | | | |
| 95 | 7 | 57.14 | 4 | 0 | 0 | 0 | 1 | 0 | 2 | 1 | 1 | 2 |
| 94 | 1 | .00 | 0 | 0 | 0 | 0 | 0 | 0 | 0 | 0 | 1 | 0 |
| NUMERICAL CHANGE | 6+ | 57.14+ | 4+ | ¥ | ¥ | | ¥ | 0 | 2+ | 1+ | 0 | 2+ |
| PERCENT CHANGE | 600.0+ | | ¥ | | | | ¥ | | ¥ | ¥ | .0 | ¥ |
| FOLLANSBEE PD | | | | | | | | | | | | |
| MUNICIPAL 95 | 6,683 | 20.05 | 134 | 44 | 32.83 | 0 | 2 | 1 | 30 | 21 | 71 | 9 |
| 94 | 6,668 | 24.59 | 164 | 49 | 29.87 | 0 | 0 | 1 | 34 | 18 | 102 | 9 |
| NUMERICAL CHANGE | 15+ | 4.54- | 30- | 5- | 2.96+ | 0 | 2+ | 0 | 4- | 3+ | 31- | 0 |
| PERCENT CHANGE | .2+ | 18.5- | 18.3- | 10.2- | 9.9+ | | ¥ | .0 | 11.8- | 16.7+ | 30.4- | .0 |
| MUNICIPAL 95 | 3,300 | 27.87 | 92 | 39 | 42.39 | 0 | 1 | 0 | 29 | 14 | 42 | 6 |
| 94 | 3,298 | 30.32 | 100 | 40 | 40.00 | 0 | 0 | 0 | 34 | 5 | 57 | 4 |
| NUMERICAL CHANGE | 2+ | 2.45- | 8- | 1- | 2.39+ | 0 | 1+ | 0 | 5- | 9+ | 15- | 2+ |
| PERCENT CHANGE | .1+ | 8.1- | 8.0- | 2.5- | 6.0+ | | ¥ | .0 | 14.7- | 180.0+ | 26.3- | 50.0+ |
| WELLSBURG PD | | | | | | | | | | | | |
| 95 | 3,383 | 12.41 | 42 | 5 | 11.90 | 0 | 1 | 1 | 1 | 7 | 29 | 3 |
| 94 | 3,370 | 18.99 | 64 | 9 | 14.06 | 0 | 0 | 1 | 0 | 13 | 45 | 5 |
| NUMERICAL CHANGE | 13+ | 6.58- | 22- | 4- | 2.16- | 0 | 1+ | 0 | 1+ | 6- | 16- | 2- |
| PERCENT CHANGE | .4+ | 34.6- | 34.4- | 44.4- | 15.4- | | ¥ | .0 | ¥ | 46.2- | 35.6- | 40.0- |
| CABELL CTY | | | | | | | | | | | | |
| TOTAL | 101,481 | 50.14 | 5091 | 825 | 16.20 | 4 | 77 | 117 | 136 | 998 | 3480 | 279 |
| 95 | 101,499 | 49.20 | 4995 | 728 | 14.57 | 7 | 81 | 139 | 181 | 1106 | 3231 | 250 |
| NUMERICAL CHANGE | 18- | .94+ | 96+ | 97+ | 1.63+ | 3- | 4- | 22- | 45- | 108- | 249+ | 29+ |
| PERCENT CHANGE | .0- | 1.9+ | 1.9+ | 13.3+ | 11.2+ | 42.9- | 4.9- | 15.8- | 24.9- | 9.8- | 7.7+ | 11.6+ |

PART I OFFENSES

PART I OFFENSES

WEST VIRGINIA U C R CRIME INDEX REPORT

| IDENTIFIER | POPULATION | CRIME RATE | TOTAL OFFEN | PERCENT CLEARED | MURDER | RAPE | ROBBERY | FEL ASHLT | BREAK ENTER | LARCENY THEFT | M/V THEFT |
|--------------------|------------|------------|-------------|-----------------|--------|------|---------|-----------|-------------|---------------|-----------|
| RURAL | 40,674 | 26.74 | 1088 | 17.27 | 1 | 7 | 12 | 21 | 273 | 694 | 80 |
| NUMERICAL CHANGE | 40,240 | 24.40 | 982 | 14.46 | 1 | 9 | 11 | 29 | 296 | 568 | 68 |
| PERCENT CHANGE | 1.1+ | 2.34+ | 10.8+ | 19.4+ | 0 | 2- | 1+ | 8- | 23- | 126+ | 12+ |
| SHERIFF | 867 | 14.41 | 125 | 11.57 | 1 | 5 | 11 | 15 | 219 | 575 | 41 |
| NUMERICAL CHANGE | 847 | 11.57 | 98 | 2.84+ | 1 | 8 | 9 | 22 | 265 | 499 | 43 |
| PERCENT CHANGE | 2.0+ | 27.6+ | 24.5+ | 37.5- | 0 | 3- | 2+ | 7- | 46- | 76+ | 2- |
| STATE POLICE | 221 | 63 | 28.50 | 0 | 2 | 1 | 1 | 6 | 54 | 119 | 39 |
| NUMERICAL CHANGE | 135 | 44 | 32.59 | 0 | 1 | 2 | 1 | 7 | 31 | 69 | 25 |
| PERCENT CHANGE | 86+ | 19+ | 4.09- | 0 | 1+ | 1- | 1- | 1- | 23+ | 50+ | 14+ |
| MUNICIPAL | 60,807 | 65.80 | 637 | 15.91 | 3 | 70 | 105 | 115 | 725 | 2786 | 199 |
| NUMERICAL CHANGE | 61,259 | 65.49 | 4013 | 14.60 | 6 | 72 | 128 | 152 | 810 | 2663 | 182 |
| PERCENT CHANGE | 1.7- | .51+ | 10- | 1.31+ | 3- | 2- | 23- | 37- | 85- | 123+ | 17+ |
| BARBOURVILLE PD | 2,790 | 150.53 | 420 | 218 | 0 | 1 | 1 | 1 | 23 | 375 | 19 |
| NUMERICAL CHANGE | 2,847 | 129.60 | 369 | 52.57 | 0 | 0 | 1 | 0 | 15 | 346 | 17 |
| PERCENT CHANGE | 2.0- | 20.93+ | 51+ | 1.67- | 0 | 1+ | 0 | 1+ | 8+ | 29+ | 12+ |
| HUNTINGTON PD | 53,965 | 62.72 | 3385 | 380 | 3 | 67 | 103 | 108 | 696 | 2232 | 176 |
| NUMERICAL CHANGE | 54,481 | 63.49 | 3460 | 374 | 6 | 71 | 126 | 152 | 785 | 2150 | 170 |
| PERCENT CHANGE | .9- | 1.2- | 2.2- | 1.6+ | 3- | 4- | 23- | 44- | 89- | 82+ | 6+ |
| MILTON PD | 2,252 | 12.87 | 29 | 41.37 | 0 | 0 | 0 | 5 | 4 | 17 | 3 |
| NUMERICAL CHANGE | 2,231 | 10.30 | 23 | 39.13 | 0 | 0 | 1 | 0 | 5 | 15 | 2 |
| PERCENT CHANGE | .9+ | 25.0+ | 26.1+ | 33.3+ | 0 | 0 | 1- | 1- | 1- | 2+ | 1+ |
| MU SECURITY POLICE | 1,800 | 93.88 | 169 | 27 | 0 | 2 | 1 | 1 | 2 | 162 | 1 |
| NUMERICAL CHANGE | 1,700 | 94.70 | 161 | 9 | 0 | 1 | 0 | 0 | 5 | 152 | 3 |
| PERCENT CHANGE | 5.9+ | .82- | 8+ | 10.38+ | 0 | 1+ | 1+ | 1+ | 3- | 10+ | 2- |
| CALHOUN CTY | 7,960 | 12.05 | 96 | 58.33 | 0 | 14 | 0 | 13 | 21 | 40 | 8 |
| NUMERICAL CHANGE | 7,991 | 8.25 | 66 | 51.51 | 0 | 1 | 0 | 10 | 31 | 19 | 5 |
| PERCENT CHANGE | .4- | 46.1+ | 45.5+ | 6.82+ | 0 | 13+ | 0 | 3+ | 10- | 21+ | 3+ |
| RURAL | 7,367 | 10.72 | 79 | 63.29 | 0 | 12 | 0 | 12 | 12 | 36 | 7 |
| NUMERICAL CHANGE | 7,327 | 6.68 | 49 | 55.10 | 0 | 1 | 0 | 5 | 25 | 14 | 4 |
| PERCENT CHANGE | .5+ | 60.5+ | 61.2+ | 85.2+ | 0 | 11+ | 0 | 140.0+ | 52.0- | 157.1+ | 75.0+ |

WEST VIRGINIA U C R CRIME INDEX REPORT

| IDENTIFIER | POPULATION | CRIME RATE | TOTAL OFFEN | TOTAL CLEARED | PERCENT CLEARED | MURDER | RAPE | ROBBERY | FEL ASHLT | BREAK ENTER | LARCENY THEFT | M/V THEFT |
|-------------------------|------------|------------|-------------|---------------|-----------------|--------|------|---------|-----------|-------------|---------------|-----------|
| SHERIFF 95 | 49 | 81.63 | 0 | 12 | 0 | 0 | 0 | 0 | 10 | 4 | 23 | 0 |
| NUMERICAL CHANGE | 16 | 81.25 | 0 | 0 | 0 | 0 | 0 | 0 | 2 | 7 | 4 | 3 |
| PERCENT CHANGE | 33+ | .38+ | 0 | 12+ | 0 | 0 | 0 | 0 | 8+ | 3- | 19+ | 3- |
| | 206.3+ | 207.7+ | .5+ | * | * | * | * | * | 400.0+ | 42.9- | 475.0+ | * |
| STATE POLICE 95 | 30 | 33.33 | 0 | 0 | 0 | 0 | 0 | 0 | 2 | 8 | 13 | 7 |
| NUMERICAL CHANGE | 33 | 42.42 | 0 | 1 | 0 | 0 | 0 | 0 | 3 | 18 | 10 | 1 |
| PERCENT CHANGE | 3- | 9.09- | 0 | 1- | 0 | 0 | 0 | 0 | 1- | 10- | 3+ | 6+ |
| | 9.1- | 28.6- | 21.4- | * | * | * | * | * | 33.3- | 55.6- | 30.0+ | 600.0+ |
| MUNICIPAL 95 | 593 | 28.66 | 0 | 2 | 0 | 0 | 0 | 0 | 1 | 9 | 4 | 1 |
| NUMERICAL CHANGE | 664 | 25.60 | 0 | 0 | 0 | 0 | 0 | 0 | 5 | 6 | 5 | 1 |
| PERCENT CHANGE | 71- | 3.06+ | 0 | 2+ | 0 | 0 | 0 | 0 | 4- | 3+ | 1- | 0 |
| | 10.7- | 12.0+ | 14.3- | * | * | * | * | * | 80.0- | 50.0+ | 20.0- | .0 |
| GRANTSVILLE PD 95 | 593 | 28.66 | 0 | 2 | 0 | 0 | 0 | 0 | 1 | 9 | 4 | 1 |
| NUMERICAL CHANGE | 664 | 25.60 | 0 | 0 | 0 | 0 | 0 | 0 | 5 | 6 | 5 | 1 |
| PERCENT CHANGE | 71- | 3.06+ | 0 | 2+ | 0 | 0 | 0 | 0 | 4- | 3+ | 1- | 0 |
| | 10.7- | 12.0+ | 14.3- | * | * | * | * | * | 80.0- | 50.0+ | 20.0- | .0 |
| CLAY CITY TOTAL 95 | 10,242 | 9.07 | 0 | 3 | 0 | 0 | 0 | 0 | 6 | 39 | 33 | 12 |
| NUMERICAL CHANGE | 10,107 | 10.28 | 0 | 2 | 0 | 0 | 0 | 0 | 13 | 39 | 41 | 5 |
| PERCENT CHANGE | 135+ | 1.21- | 0 | 1+ | 0 | 0 | 0 | 0 | 4- | 0 | 8- | 7+ |
| | 1.3+ | 11.8- | 15.3+ | 50.0+ | * | * | * | * | 53.8- | .0 | 19.5- | 140.0+ |
| RURAL 95 | 10,242 | 9.07 | 0 | 3 | 0 | 0 | 0 | 0 | 6 | 39 | 33 | 12 |
| NUMERICAL CHANGE | 10,107 | 10.28 | 0 | 2 | 0 | 0 | 0 | 0 | 13 | 39 | 41 | 5 |
| PERCENT CHANGE | 135+ | 1.21- | 0 | 1+ | 0 | 0 | 0 | 0 | 7- | 0 | 8- | 7+ |
| | 1.3+ | 11.8- | 15.3+ | 50.0+ | * | * | * | * | 53.8- | .0 | 19.5- | 140.0+ |
| SHERIFF 95 | 20 | 50.00 | 0 | 0 | 0 | 0 | 0 | 0 | 0 | 4 | 14 | 2 |
| NUMERICAL CHANGE | 35 | 40.00 | 0 | 0 | 0 | 0 | 0 | 0 | 5 | 5 | 23 | 2 |
| PERCENT CHANGE | 15- | 4- | 10.00+ | 0 | 0 | 0 | 0 | 0 | 5- | 1- | 9- | 0 |
| | 42.9- | 28.6- | 25.0+ | * | * | * | * | * | 20.0- | 39.1- | .0 | .0 |
| STATE POLICE 95 | 73 | 31.50 | 0 | 3 | 0 | 0 | 0 | 0 | 6 | 35 | 19 | 10 |
| NUMERICAL CHANGE | 69 | 26.08 | 0 | 2 | 0 | 0 | 0 | 0 | 8 | 34 | 18 | 3 |
| PERCENT CHANGE | 4+ | 5.42+ | 0 | 1+ | 0 | 0 | 0 | 0 | 2- | 1+ | 1+ | 7+ |
| | 5.8+ | 27.8+ | 20.8+ | 50.0+ | * | * | * | * | 25.0- | 2.9+ | 5.6+ | 233.3+ |
| DODDRIDGE CITY TOTAL 95 | 7,314 | 6.15 | 0 | 5 | 0 | 0 | 0 | 0 | 5 | 12 | 18 | 5 |
| NUMERICAL CHANGE | 7,157 | 7.96 | 0 | 0 | 0 | 0 | 0 | 0 | 2 | 27 | 25 | 2 |
| PERCENT CHANGE | 157+ | 1.81- | 0 | 0 | 0 | 0 | 0 | 0 | 3+ | 15- | 7- | 3+ |
| | 2.2+ | 22.7- | 115.3+ | * | * | * | * | * | 150.0+ | 55.6- | 28.0- | 150.0+ |
| RURAL 95 | 7,314 | 6.15 | 0 | 5 | 0 | 0 | 0 | 0 | 5 | 12 | 18 | 5 |
| NUMERICAL CHANGE | 7,157 | 7.96 | 0 | 0 | 0 | 0 | 0 | 0 | 2 | 27 | 25 | 2 |
| PERCENT CHANGE | 2.2+ | 22.7- | 115.3+ | 5+ | * | * | * | * | 3+ | 15- | 7- | 3+ |
| | 21.1- | 70.0+ | 115.3+ | * | * | * | * | * | 150.0+ | 55.6- | 28.0- | 150.0+ |

PART I OFFENSES

PART I OFFENSES

WEST VIRGINIA U C R CRIME INDEX REPORT

| IDENTIFIER | POPULATION | CRIME RATE | TOTAL OFFEN | TOTAL CLEARED | PERCENT CLEARED | MURDER | RAPE | ROBBERY | FEL ASHLT | BREAK ENTER | LARCENY THEFT | M/V THEFT |
|---------------------|------------|------------|-------------|---------------|-----------------|--------|-------|---------|-----------|-------------|---------------|-----------|
| SHERIFF 95 | | | 6 | 0 | .00 | 0 | 0 | 0 | 0 | 2 | 3 | 1 |
| NUMERICAL CHANGE 94 | | | 20 | 1 | 5.00 | 0 | 0 | 0 | 0 | 6 | 12 | 2 |
| PERCENT CHANGE | | | 14- | 1- | 5.00- | 0 | 0 | 0 | 0 | 4- | 9- | 1- |
| | | | 70.0- | 70.0- | 70.0- | 0 | 0 | 0 | 0 | 66.7- | 75.0- | 50.0- |
| STATE POLICE 95 | | | 39 | 17 | 43.58 | 0 | 5 | 0 | 5 | 10 | 15 | 4 |
| NUMERICAL CHANGE 94 | | | 37 | 9 | 24.32 | 0 | 0 | 1 | 2 | 21 | 13 | 0 |
| PERCENT CHANGE | | | 2+ | 8+ | 19.26+ | 0 | 5+ | 1- | 3+ | 11- | 2+ | 4+ |
| | | | 5.4+ | 88.9+ | 79.2+ | 0 | 0 | 0 | 0 | 52.4- | 15.4+ | 0 |
| FAYETTE CTY TOTAL | 49,139 | 20.59 | 1012 | 330 | 32.60 | 5 | 3 | 14 | 77 | 280 | 582 | 51 |
| NUMERICAL CHANGE 94 | 48,942 | 21.36 | 1046 | 255 | 24.37 | 3 | 9 | 6 | 62 | 247 | 648 | 71 |
| PERCENT CHANGE | 197+ | 3.6- | 3.3- | 29.4+ | 35.8+ | 2+ | 6- | 8+ | 15+ | 33+ | 66- | 20- |
| | .4+ | 3.6- | 3.3- | 29.4+ | 35.8+ | 66.7+ | 66.7+ | 133.3+ | 24.2+ | 13.4+ | 10.2- | 28.2- |
| RURAL | 31,880 | 14.77 | 471 | 140 | 29.72 | 4 | 2 | 7 | 35 | 160 | 231 | 32 |
| NUMERICAL CHANGE 94 | 31,551 | 16.66 | 526 | 86 | 16.34 | 2 | 6 | 2 | 33 | 139 | 296 | 48 |
| PERCENT CHANGE | 329+ | 1.89- | 55- | 54+ | 13.38+ | 2+ | 4- | 5+ | 2+ | 21+ | 65- | 16- |
| | 1.0+ | 11.3- | 10.5- | 62.8+ | 81.9+ | 100.0+ | 66.7- | 250.0+ | 6.1+ | 15.1+ | 22.0- | 33.3- |
| SHERIFF 95 | | | 230 | 104 | 45.21 | 1 | 1 | 5 | 19 | 80 | 106 | 18 |
| NUMERICAL CHANGE 94 | | | 247 | 60 | 24.29 | 1 | 0 | 1 | 14 | 80 | 125 | 26 |
| PERCENT CHANGE | | | 17- | 44+ | 20.92+ | 0 | 1+ | 4+ | 5+ | 0 | 19- | 8- |
| | | | 6.9- | 73.3+ | 86.1+ | 0 | 0 | 400.0+ | 35.7+ | 0 | 15.2- | 30.8- |
| STATE POLICE 95 | | | 241 | 36 | 14.93 | 3 | 1 | 2 | 16 | 80 | 125 | 14 |
| NUMERICAL CHANGE 94 | | | 279 | 26 | 9.31 | 1 | 6 | 1 | 19 | 59 | 171 | 22 |
| PERCENT CHANGE | | | 38- | 10+ | 5.62+ | 2+ | 5- | 1+ | 3- | 21+ | 46- | 8- |
| | | | 13.6- | 38.5+ | 60.4+ | 200.0+ | 83.3- | 100.0+ | 15.8- | 35.6+ | 26.9- | 36.4- |
| MUNICIPAL 95 | 17,259 | 31.34 | 541 | 190 | 35.12 | 1 | 1 | 7 | 42 | 120 | 351 | 19 |
| NUMERICAL CHANGE 94 | 17,391 | 29.90 | 520 | 169 | 32.50 | 1 | 3 | 4 | 29 | 108 | 352 | 23 |
| PERCENT CHANGE | 132- | 1.44+ | 21+ | 21+ | 2.62+ | 0 | 2- | 3+ | 13+ | 12+ | 1- | 4- |
| | .8- | 4.8+ | 4.0+ | 12.4+ | 8.1+ | 0 | 66.7- | 75.0+ | 44.8+ | 11.1+ | 0.3- | 17.4- |
| ANSTED PD | 1,693 | 2.95 | 5 | 2 | 40.00 | 0 | 0 | 0 | 0 | 5 | 0 | 0 |
| NUMERICAL CHANGE 94 | 1,712 | 5.84 | 10 | 5 | 50.00 | 0 | 0 | 0 | 0 | 3 | 4 | 3 |
| PERCENT CHANGE | 1.1- | 2.89- | 5- | 3- | 10.00- | 0 | 0 | 0 | 0 | 2+ | 4- | 3- |
| | | | 50.0- | 60.0- | 20.0- | 0 | 0 | 0 | 0 | 66.7+ | 0 | 0 |
| FAYETTEVILLE PD | 2,268 | 11.90 | 27 | 7 | 25.92 | 0 | 0 | 0 | 1 | 10 | 14 | 2 |
| NUMERICAL CHANGE 94 | 2,215 | 6.32 | 14 | 2 | 14.28 | 0 | 0 | 3 | 0 | 3 | 8 | 0 |
| PERCENT CHANGE | 53+ | 5.58+ | 13+ | 5+ | 11.64+ | 0 | 0 | 0 | 1+ | 7+ | 6+ | 2+ |
| | 2.4+ | 88.3+ | 92.9+ | 250.0+ | 81.5+ | 0 | 0 | 0 | 0 | 233.3+ | 75.0+ | 0 |
| MONTGOMERY PD | 2,344 | 23.03 | 54 | 13 | 24.07 | 0 | 0 | 1 | 0 | 12 | 37 | 4 |
| NUMERICAL CHANGE 94 | 2,206 | 16.31 | 36 | 23 | 63.88 | 0 | 0 | 0 | 0 | 15 | 19 | 2 |
| PERCENT CHANGE | 138+ | 6.72+ | 18+ | 10- | 39.81- | 0 | 0 | 1+ | 0 | 3- | 18+ | 2+ |
| | 6.3+ | 41.2+ | 50.0+ | 43.5- | 62.3- | 0 | 0 | 0 | 0 | 20.0- | 94.7+ | 100.0+ |

WEST VIRGINIA U C R CRIME INDEX REPORT

| IDENTIFIER | POPULATION | CRIME RATE | TOTAL OFFEN | TOTAL CLEARED | PERCENT CLEARED | MURDER | RAPE | ROBBERY | FEL ASHLT | BREAK ENTER | LARCENY THEFT | M/V THEFT |
|--------------------|-------------|------------------|-------------|---------------|-----------------|--------|-------|---------|-----------|-------------|---------------|-----------|
| MOUNT HOPE PD | 95 1,665 | 37.83 | 63 | 11 | 17.46 | 0 | 0 | 2 | 4 | 25 | 31 | 1 |
| | 94 1,652 | 30.87 | 51 | 6 | 11.76 | 0 | 1 | 0 | 2 | 16 | 28 | 4 |
| | | NUMERICAL CHANGE | 13+ | 5+ | 5.70+ | 0 | 1- | 2+ | 2+ | 9+ | 3+ | 3- |
| | | PERCENT CHANGE | .8+ | 83.3+ | 48.5+ | 0 | * | * | 100.0+ | 56.3+ | 10.7+ | 75.0- |
| OAK HILL PD | 95 6,882 | 52.16 | 359 | 153 | 42.61 | 0 | 1 | 4 | 35 | 65 | 242 | 12 |
| | 94 6,840 | 54.82 | 375 | 126 | 33.60 | 1 | 2 | 1 | 25 | 66 | 267 | 13 |
| | | NUMERICAL CHANGE | 42+ | 27+ | 9.01+ | 1- | 1- | 3+ | 10+ | 1- | 25- | 1- |
| | | PERCENT CHANGE | .6+ | 4.3- | 26.8+ | * | 50.0- | 300.0+ | 40.0+ | 1.5- | 9.4- | 7.7- |
| SMITHERS PD | 95 1,087 | 2.75 | 3 | 3 | 100.00 | 1 | 0 | 0 | 2 | 0 | 0 | 0 |
| | 94 1,095 | 9.13 | 10 | 2 | 20.00 | 0 | 0 | 0 | 0 | 0 | 10 | 0 |
| | | NUMERICAL CHANGE | 8- | 1+ | 80.00+ | 1+ | 0 | 0 | 2+ | 0 | 10- | 0 |
| | | PERCENT CHANGE | .7- | 70.0- | 400.0+ | * | 0 | 0 | * | 0 | * | 0 |
| W VA TECH SECURITY | 95 1,000 | 50.84 | 30 | 1 | 3.33 | 0 | 0 | 0 | 0 | 3 | 27 | 0 |
| | 94 1,410 | 24.00 | 24 | 5 | 20.83 | 0 | 0 | 0 | 2 | 5 | 16 | 1 |
| | | NUMERICAL CHANGE | 410- | 4- | 17.50- | 0 | 0 | 0 | 2- | 2- | 11+ | 1- |
| | | PERCENT CHANGE | 41.0- | 25.0+ | 84.0- | 0 | 0 | 0 | * | 40.0- | 68.8+ | * |
| GAULEY BRIDGE PD | 95 730 | .00 | 0 | 0 | .00 | 0 | 0 | 0 | 0 | 0 | 0 | 0 |
| | 94 671 | .00 | 0 | 0 | .00 | 0 | 0 | 0 | 0 | 0 | 0 | 0 |
| | | NUMERICAL CHANGE | 59+ | 0 | .00 | 0 | 0 | 0 | 0 | 0 | 0 | 0 |
| | | PERCENT CHANGE | 8.8+ | 0 | .00 | 0 | 0 | 0 | 0 | 0 | 0 | 0 |
| GILMER CTY | TOTAL | 7,491 | 13.34 | 100 | 11 | 11.00 | 0 | 1 | 2 | 39 | 53 | 4 |
| | 95 | 7,547 | 12.05 | 91 | 12 | 13.18 | 0 | 3 | 0 | 24 | 57 | 6 |
| | 94 | 56- | 1.29+ | 9+ | 1- | 2.18- | 0 | 2- | 0 | 15+ | 4- | 2- |
| | | NUMERICAL CHANGE | .7- | 9.9+ | 8.3- | 0 | 66.7- | .0 | * | 62.5+ | 7.0- | 33.3- |
| | | PERCENT CHANGE | ***** | ***** | ***** | ***** | ***** | ***** | ***** | ***** | ***** | ***** |
| RURAL | 95 5,095 | 9.61 | 49 | 5 | 10.20 | 0 | 1 | 1 | 2 | 21 | 20 | 4 |
| | 94 4,962 | 10.07 | 50 | 5 | 10.00 | 0 | 1 | 0 | 0 | 16 | 27 | 6 |
| | | NUMERICAL CHANGE | 133+ | 1- | .20+ | 0 | 0 | 1+ | 2+ | 5+ | 7- | 2- |
| | | PERCENT CHANGE | 2.7+ | 2.0- | 2.0+ | 0 | .0 | * | * | 31.3+ | 25.9- | 33.3- |
| SHERIFF | 95 94 | 37 | 0 | 0 | .00 | 0 | 0 | 1 | 1 | 20 | 15 | 0 |
| | 94 | 34 | 1 | 1 | 2.94 | 0 | 1 | 0 | 0 | 12 | 17 | 4 |
| | | NUMERICAL CHANGE | 3+ | 1- | 2.94- | 0 | 1- | 1+ | 1+ | 8+ | 2- | 4- |
| | | PERCENT CHANGE | 8.8+ | * | * | * | * | * | * | 66.7+ | 11.8- | * |
| STATE POLICE | 95 94 | 12 | 5 | 5 | 41.66 | 0 | 1 | 0 | 1 | 1 | 5 | 4 |
| | 94 | 16 | 4 | 4 | 25.00 | 0 | 0 | 0 | 0 | 4 | 10 | 2 |
| | | NUMERICAL CHANGE | 4- | 1+ | 16.66+ | 0 | 1+ | 0 | 1+ | 3- | 5- | 2+ |
| | | PERCENT CHANGE | 25.0- | 25.0+ | 66.6+ | 0 | * | 0 | * | 75.0- | 50.0- | 100.0+ |
| MUNICIPAL | 95 2,396 | 21.28 | 51 | 6 | 11.76 | 0 | 0 | 0 | 0 | 18 | 33 | 0 |
| | 94 2,585 | 15.86 | 41 | 7 | 17.07 | 0 | 2 | 1 | 0 | 8 | 30 | 0 |
| | | NUMERICAL CHANGE | 189- | 10+ | 5.31- | 0 | 2- | 1- | 0 | 10+ | 3+ | 0 |
| | | PERCENT CHANGE | 7.3- | 24.4+ | 31.1- | 0 | * | * | 0 | 125.0+ | 10.0+ | 0 |

PART I OFFENSES

PART I OFFENSES

WEST VIRGINIA U C R CRIME INDEX REPORT

| IDENTIFIER | POPULATION | CRIME RATE | TOTAL OFFEN | TOTAL CLEARED | PERCENT CLEARED | MURDER | RAPE | ROBBERY | FEL ASHLT | BREAK ENTER | LARCENY THEFT | M/V THEFT |
|-----------------------|------------|------------|-------------|---------------|-----------------|--------|-------|---------|-----------|-------------|---------------|-----------|
| GLENVILLE PD | 1,896 | 21.09 | 40 | 6 | 15.00 | 0 | 0 | 0 | 0 | 17 | 23 | 0 |
| 95 | 1,925 | 16.62 | 32 | 7 | 21.87 | 0 | 2 | 1 | 0 | 6 | 23 | 0 |
| NUMERICAL CHANGE | 29- | 4.47+ | 8+ | 1- | 6.87- | 0 | 2- | 1- | 0 | 11+ | 0 | 0 |
| PERCENT CHANGE | 1.5- | 26.9+ | 25.0+ | 14.3- | 31.4- | | | | | 183.3+ | .0 | |
| GLENVILLE ST SECURITY | 500 | 22.00 | 11 | 0 | .00 | 0 | 0 | 0 | 0 | 1 | 10 | 0 |
| 95 | 660 | 13.63 | 9 | 0 | .00 | 0 | 0 | 0 | 0 | 2 | 7 | 0 |
| 94 | 160- | 8.37+ | 2+ | 0 | .00 | 0 | 0 | 0 | 0 | 1- | 3+ | 0 |
| NUMERICAL CHANGE | 24.2- | 61.4+ | 22.2+ | | | | | | | 50.0- | 42.9+ | |
| PERCENT CHANGE | | | | | | | | | | | | |
| GRANT CITY | 10,964 | 6.56 | 72 | 18 | 25.00 | 0 | 2 | 0 | 0 | 58 | 30 | 2 |
| 95 | 10,745 | 9.39 | 101 | 20 | 19.80 | 0 | 0 | 0 | 3 | 49 | 42 | 6 |
| 94 | 219+ | 2.83- | 29- | 2- | 5.20+ | 1 | 2+ | 0 | 3- | 11- | 12- | 4- |
| NUMERICAL CHANGE | 2.0+ | 30.1- | 28.7- | 10.0- | 26.3+ | | | | | 22.4- | 28.6- | 66.7- |
| PERCENT CHANGE | | | | | | | | | | | | |
| RURAL | 7,906 | 5.94 | 47 | 6 | 12.76 | 0 | 2 | 0 | 0 | 27 | 16 | 2 |
| 95 | 8,290 | 8.80 | 73 | 13 | 17.80 | 1 | 0 | 0 | 3 | 37 | 27 | 5 |
| 94 | 384- | 2.86- | 26- | 7- | 5.04- | 1- | 2+ | 0 | 3- | 10- | 11- | 3- |
| NUMERICAL CHANGE | 4.6- | 32.5- | 35.6- | 53.8- | 28.3- | | | | | 27.0- | 40.7- | 60.0- |
| PERCENT CHANGE | | | | | | | | | | | | |
| SHERIFF | 95 | 24 | 1 | 4.16 | 0 | 0 | 0 | 0 | 0 | 15 | 8 | 1 |
| 94 | 42 | 14.28 | 6 | 1 | 10.12- | 1 | 0 | 0 | 2 | 24 | 13 | 2 |
| NUMERICAL CHANGE | 18- | 42.9- | 5- | 10.12- | 1- | 0 | 0 | 0 | 2- | 9- | 5- | 1- |
| PERCENT CHANGE | | | | | | | | | | 37.5- | 38.5- | 50.0- |
| STATE POLICE | 95 | 23 | 5 | 21.73 | 0 | 2 | 0 | 0 | 0 | 12 | 8 | 1 |
| 94 | 31 | 22.58 | 7 | 22.58 | 0 | 0 | 0 | 0 | 1 | 13 | 14 | 3 |
| NUMERICAL CHANGE | 8- | 25.8- | 2- | 3.8- | 0 | 2+ | 0 | 0 | 1- | 1- | 6- | 2- |
| PERCENT CHANGE | | | | | | | | | | 7.7- | 42.9- | 66.7- |
| MUNICIPAL | 95 | 3,058 | 25 | 12 | 48.00 | 0 | 0 | 0 | 0 | 11 | 14 | 0 |
| 94 | 2,455 | 11.40 | 28 | 7 | 25.00 | 0 | 0 | 0 | 0 | 12 | 15 | 1 |
| NUMERICAL CHANGE | 603+ | 3.23- | 3- | 5+ | 23.00+ | 0 | 0 | 0 | 0 | 1- | 1- | 1- |
| PERCENT CHANGE | 24.6+ | 28.3- | 10.7- | 71.4+ | 92.0+ | | | | | 8.3- | 6.7- | |
| PETERSBURG PD | 95 | 8.17 | 25 | 12 | 48.00 | 0 | 0 | 0 | 0 | 11 | 14 | 0 |
| 94 | 2,455 | 11.40 | 28 | 7 | 25.00 | 0 | 0 | 0 | 0 | 12 | 15 | 1 |
| NUMERICAL CHANGE | 603+ | 3.23- | 3- | 5+ | 23.00+ | 0 | 0 | 0 | 0 | 1- | 1- | 1- |
| PERCENT CHANGE | 24.6+ | 28.3- | 10.7- | 71.4+ | 92.0+ | | | | | 8.3- | 6.7- | |
| GREENBRIER CTY TOTAL | 95 | 11.82 | 409 | 89 | 21.76 | 1 | 5 | 1 | 20 | 158 | 196 | 28 |
| 94 | 34,601 | 12.68 | 438 | 106 | 24.20 | 2 | 6 | 2 | 17 | 162 | 220 | 29 |
| NUMERICAL CHANGE | 90+ | .86- | 29- | 17- | 2.44- | 1- | 1- | 1- | 3+ | 4- | 24- | 1- |
| PERCENT CHANGE | .3+ | 6.8- | 6.6- | 16.0- | 10.1- | 50.0- | 16.7- | 50.0- | 17.6+ | 2.5- | 10.9- | 3.4- |
| RURAL | 95 | 11.62 | 284 | 45 | 15.84 | 0 | 3 | 0 | 14 | 123 | 124 | 20 |
| 94 | 24,342 | 11.58 | 282 | 59 | 20.92 | 2 | 6 | 1 | 8 | 103 | 143 | 19 |
| NUMERICAL CHANGE | .88+ | .04+ | 2+ | 14- | 5.08- | 2- | 3- | 1- | 6+ | 20+ | 19- | 1+ |
| PERCENT CHANGE | .4+ | .3+ | .7+ | 23.7- | 24.3- | | 50.0- | | 75.0+ | 19.4+ | 13.3- | 5.3+ |

WEST VIRGINIA U C R CRIME INDEX REPORT

| IDENTIFIER | POPULATION | CRIME RATE | TOTAL OFFEN | TOTAL CLEARED | PERCENT CLEARED | MURDER | RAPE | ROBBERY | FEL ASHLT | BREAK ENTER | LARCENY THEFT | M/V THEFT |
|-----------------------------|------------|------------|-------------|---------------|-----------------|--------|--------|---------|-----------|-------------|---------------|-----------|
| SHERIFF 95 | 125 | 18 | 14.40 | 0 | 2 | 0 | 10 | 61 | 45 | 7 | | |
| NUMERICAL CHANGE 94 | 124 | 13 | 10.48 | 0 | 0 | 1 | 3 | 52 | 57 | 11 | | |
| PERCENT CHANGE | .8+ | 5+ | 3.92+ | 0 | 2+ | 1- | 233.3+ | 17.3+ | 21.1- | 36.4- | | |
| STATE POLICE 95 | 159 | 27 | 16.98 | 0 | 1 | 0 | 4 | 62 | 79 | 13 | | |
| NUMERICAL CHANGE 94 | 158 | 46 | 29.11 | 2 | 6 | 0 | 5 | 51 | 86 | 8 | | |
| PERCENT CHANGE | .6+ | 19- | 12.13- | 2- | 5- | 0 | 1- | 11+ | 7- | 5+ | | |
| MUNICIPAL 95 | 10,171 | 12.28 | 44 | 35.20 | 1 | 2 | 6 | 35 | 72 | 8 | | |
| NUMERICAL CHANGE 94 | 10,169 | 15.33 | 47 | 30.12 | 0 | 1 | 9 | 59 | 77 | 10 | | |
| PERCENT CHANGE | .0 | 3.05- | 3- | 5.08+ | 1+ | 0 | 33.3- | 24- | 5- | 2- | | |
| LEWISBURG PD 95 | 3,887 | 9.51 | 37 | 51.35 | 0 | 0 | 1 | 7 | 24 | 4 | | |
| NUMERICAL CHANGE 94 | 3,849 | 12.21 | 47 | 42.55 | 0 | 0 | 1 | 13 | 24 | 3 | | |
| PERCENT CHANGE | 1.0+ | 2.70- | 1- | 8.80+ | 0 | 0 | 0 | 6- | 0 | 1+ | | |
| RAINELLE PD 95 | 1,718 | 29.68 | 51 | 29.41 | 0 | 0 | 0 | 11 | 37 | 1 | | |
| NUMERICAL CHANGE 94 | 1,729 | 31.80 | 55 | 21.81 | 0 | 0 | 0 | 20 | 33 | 2 | | |
| PERCENT CHANGE | .6- | 2.12- | 3+ | 7.60+ | 0 | 0 | 2+ | 9- | 4+ | 1- | | |
| RONCEVERTE PD 95 | 1,693 | 5.31 | 9 | 11.11 | 1 | 2 | 0 | 4 | 1 | 0 | | |
| NUMERICAL CHANGE 94 | 1,782 | 5.05 | 9 | 11.11 | 0 | 0 | 0 | 3 | 3 | 3 | | |
| PERCENT CHANGE | 5.0- | 5.1+ | .0 | .00 | 1+ | 2+ | 0 | 1+ | 2- | 3- | | |
| WHITE SULPHUR SPRINGS PD 95 | 2,873 | 9.74 | 28 | 32.14 | 0 | 0 | 0 | 13 | 10 | 3 | | |
| NUMERICAL CHANGE 94 | 2,809 | 16.01 | 45 | 31.11 | 0 | 0 | 0 | 23 | 17 | 2 | | |
| PERCENT CHANGE | 2.3+ | 6.27- | 17- | 1.03+ | 0 | 0 | 33.3- | 10- | 7- | 1+ | | |
| HAMPSHIRE CITY TOTAL 95 | 18,199 | 15.60 | 284 | 59 | 20.77 | 2 | 16 | 129 | 116 | 18 | | |
| NUMERICAL CHANGE 94 | 17,596 | 14.71 | 259 | 40 | 15.44 | 2 | 11 | 118 | 106 | 21 | | |
| PERCENT CHANGE | 3.4+ | .89+ | 19+ | 5.33+ | 0 | 3+ | 5+ | 9.3+ | 9.4+ | 14.3- | | |
| RURAL 95 | 16,098 | 16.14 | 260 | 57 | 21.92 | 1 | 3 | 15 | 123 | 16 | | |
| NUMERICAL CHANGE 94 | 15,524 | 13.59 | 211 | 37 | 17.55 | 1 | 0 | 10 | 107 | 74 | | |
| PERCENT CHANGE | 3.7+ | 2.55+ | 49+ | 20+ | 4.39+ | 0 | 3+ | 5+ | 16+ | 28+ | | |
| SHERIFF 95 | 45 | 11.11 | 5 | 8.47 | 0 | 0 | 0 | 1 | 22 | 21 | | |
| NUMERICAL CHANGE 94 | 59 | 8.47 | 5 | 2.64+ | 0 | 0 | 0 | 3 | 30 | 22 | | |
| PERCENT CHANGE | 23.7- | 18.8+ | 23.2+ | 54.1+ | 25.0+ | 0 | 0 | 66.7- | 26.7- | 4.5- | | |

PART I OFFENSES

PART I OFFENSES

WEST VIRGINIA U C R CRIME INDEX REPORT

| IDENTIFIER | POPULATION | CRIME RATE | TOTAL OFFEN | TOTAL CLEARED | PERCENT CLEARED | MURDER | RAPE | ROBBERY | FEL ASHLT | BREAK ENTER | LARCENY THEFT | M/V THEFT |
|---------------------|------------|------------|-------------|---------------|-----------------|--------|--------|---------|-----------|-------------|---------------|-----------|
| STATE POLICE 95 | 215 | 24.18 | 52 | 1 | 3 | 0 | 14 | 101 | 81 | 15 | | |
| NUMERICAL CHANGE 94 | 152 | 21.05 | 32 | 1 | 0 | 0 | 7 | 77 | 52 | 15 | | |
| PERCENT CHANGE | 63+ | 3.13+ | 20+ | 0 | 3+ | 0 | 7+ | 24+ | 29+ | 0 | | |
| | 41.4+ | 14.9+ | 62.5+ | .0 | * | 100.0+ | 31.2+ | 55.8+ | .0 | | | |
| MUNICIPAL 95 | 2,101 | 11.42 | 24 | 2 | 0 | 0 | 1 | 6 | 14 | 2 | | |
| NUMERICAL CHANGE 94 | 2,072 | 23.16 | 48 | 3 | 0 | 1 | 1 | 11 | 32 | 2 | | |
| PERCENT CHANGE | 29+ | 11.74- | 24- | 1- | 0 | 1- | 0 | 5- | 18- | 0 | | |
| | 1.4+ | 50.7- | 50.0- | 33.3- | .0 | * | 45.5- | 56.3- | .0 | | | |
| ROMNEY PD 95 | 2,101 | 11.42 | 24 | 2 | 0 | 0 | 1 | 6 | 14 | 2 | | |
| NUMERICAL CHANGE 94 | 2,072 | 23.16 | 48 | 3 | 0 | 1 | 1 | 11 | 32 | 2 | | |
| PERCENT CHANGE | 29+ | 11.74- | 24- | 1- | 0 | 1- | 0 | 5- | 18- | 0 | | |
| | 1.4+ | 50.7- | 50.0- | 33.3- | .0 | * | 45.5- | 56.3- | .0 | | | |
| HARCOCK CTY TOTAL | 38,370 | 14.90 | 572 | 117 | 20.45 | 0 | 5 | 37 | 124 | 28 | | |
| NUMERICAL CHANGE 94 | 38,943 | 19.71 | 768 | 95 | 12.36 | 0 | 5 | 58 | 156 | 63 | | |
| PERCENT CHANGE | 1.5- | 4.81- | 196- | 0 | 8.09+ | 0 | 4- | 21- | 32- | 104- | | |
| | | 24.4- | 25.5- | 23.2+ | 65.5+ | .0 | 44.4- | 36.2- | 20.5- | 21.8- | | |
| RURAL 95 | 12,638 | 8.86 | 112 | 15 | 13.39 | 0 | 1 | 8 | 27 | 66 | | |
| NUMERICAL CHANGE 94 | 12,574 | 10.17 | 128 | 11 | 8.59 | 0 | 1 | 2 | 14 | 92 | | |
| PERCENT CHANGE | .5+ | 1.31- | 16- | 4+ | 4.80+ | 0 | 1+ | 6+ | 13+ | 26- | | |
| | | 12.9- | 12.5- | 36.4+ | 55.9+ | .0 | * | 300.0+ | 92.9+ | 28.3- | | |
| SHERIFF 95 | 105 | 14.28 | 15 | 1 | 1 | 1 | 8 | 27 | 61 | 7 | | |
| NUMERICAL CHANGE 94 | 121 | 6.61 | 8 | 1 | 1 | 1 | 1 | 14 | 89 | 16 | | |
| PERCENT CHANGE | 16- | 7.67+ | 7+ | 0 | 0 | 1+ | 7+ | 13+ | 28- | 9- | | |
| | 13.2- | 116.0+ | 87.5+ | 116.0+ | .0 | * | 700.0+ | 92.9+ | 31.5- | 56.3- | | |
| STATE POLICE 95 | 7 | .00 | 0 | 0 | 0 | 0 | 0 | 0 | 0 | 5 | | |
| NUMERICAL CHANGE 94 | 7 | 42.85 | 3 | 0 | 0 | 0 | 1 | 0 | 3 | 3 | | |
| PERCENT CHANGE | 0 | 42.85- | 3- | 0 | 0 | 0 | 1- | 0 | 2+ | 1- | | |
| | .0 | * | * | * | * | * | * | 66.7+ | 33.3- | | | |
| MUNICIPAL 95 | 25,732 | 17.87 | 460 | 102 | 22.17 | 0 | 4 | 29 | 97 | 19 | | |
| NUMERICAL CHANGE 94 | 26,369 | 24.26 | 640 | 84 | 13.12 | 0 | 4 | 56 | 142 | 44 | | |
| PERCENT CHANGE | 2.4- | 6.39- | 180- | 0 | 9.05+ | 0 | 5- | 27- | 45- | 78- | | |
| | | 26.3- | 28.1- | 21.4+ | 69.0+ | .0 | 55.6- | 48.2- | 31.7- | 20.3- | | |
| CHESTER PD 95 | 2,823 | 17.35 | 49 | 3 | 6.12 | 0 | 1 | 1 | 9 | 38 | | |
| NUMERICAL CHANGE 94 | 2,935 | 24.19 | 71 | 9 | 12.67 | 0 | 1 | 1 | 20 | 45 | | |
| PERCENT CHANGE | 3.8- | 6.84- | 22- | 6- | 6.55- | 0 | 1- | 0 | 11- | 7- | | |
| | | 28.3- | 31.0- | 66.7- | 51.7- | .0 | * | 55.0- | 15.6- | * | | |
| WEIRTON PD 95 | 21,552 | 17.90 | 386 | 91 | 23.57 | 0 | 4 | 27 | 84 | 251 | | |
| NUMERICAL CHANGE 94 | 22,038 | 24.00 | 529 | 69 | 13.04 | 0 | 1 | 54 | 116 | 318 | | |
| PERCENT CHANGE | 2.2- | 6.10- | 143- | 22+ | 10.53+ | 0 | 3+ | 27- | 32- | 67- | | |
| | | 25.4- | 27.0- | 31.9+ | 80.8+ | .0 | 300.0+ | 50.0- | 27.6- | 21.1- | | |

WEST VIRGINIA U C R CRIME INDEX REPORT

| IDENTIFIER | POPULATION | CRIME RATE | TOTAL OFFEN | TOTAL CLEARED | PERCENT CLEARED | MURDER | RAPE | ROBBERY | FEL ASHLT | BREAK ENTER | LARCENY THEFT | M/V THEFT |
|-------------------|------------|------------|-------------|---------------|-----------------|--------|--------|---------|-----------|-------------|---------------|-----------|
| NEW CUMBERLAND PD | 1,357 | 18.42 | 25 | 8 | 32.00 | 0 | 0 | 0 | 1 | 4 | 18 | 2 |
| NUMERICAL CHANGE | 1,396 | 28.65 | 40 | 6 | 15.00 | 0 | 2 | 0 | 1 | 6 | 22 | 9 |
| PERCENT CHANGE | 39- | 10.23- | 15- | 2+ | 17.00+ | 0 | 2- | 0 | 0 | 2- | 4- | 7- |
| | 2.8- | 35.7- | 37.5- | 33.3+ | 113.3+ | | * | | .0 | 33.3- | 18.2- | 77.8- |
| HARDY CITY | 11,516 | 17.45 | 201 | 40 | 19.90 | 1 | 2 | 0 | 6 | 104 | 72 | 16 |
| NUMERICAL CHANGE | 11,359 | 15.05 | 171 | 49 | 28.65 | 1 | 1 | 0 | 15 | 78 | 72 | 14 |
| PERCENT CHANGE | 1.4+ | 15.9+ | 17.5+ | 18.4- | 30.5- | .0 | 100.0+ | 0 | 60.0- | 33.3+ | .0 | 300.0+ |
| RURAL | 9,146 | 14.32 | 131 | 11 | 8.39 | 1 | 2 | 0 | 1 | 93 | 22 | 12 |
| NUMERICAL CHANGE | 9,161 | 10.04 | 92 | 26 | 28.26 | 1 | 1 | 0 | 5 | 53 | 31 | 11 |
| PERCENT CHANGE | 15- | 4.28+ | 39+ | 15- | 19.87- | 0 | 1+ | 0 | 4- | 40+ | 9- | 11+ |
| | .2- | 42.6+ | 42.4+ | 57.7- | 70.3- | .0 | 100.0+ | 0 | 80.0- | 75.5+ | 29.0- | 1100.0+ |
| SHERIFF | 95 | 14.28 | 14 | 2 | 14.28 | 0 | 1 | 0 | 0 | 6 | 7 | 0 |
| NUMERICAL CHANGE | 94 | 43.75 | 16 | 7 | 43.75 | 0 | 0 | 0 | 1 | 10 | 5 | 0 |
| PERCENT CHANGE | | 29.47- | 2- | 5- | 67.4- | 0 | 1+ | 0 | 1- | 4- | 2+ | 0 |
| | | 12.5- | 12.5- | 71.4- | 67.4- | | * | | * | 40.0- | 40.0+ | |
| STATE POLICE | 117 | 7.69 | 9 | 9 | 7.69 | 1 | 1 | 0 | 1 | 87 | 15 | 12 |
| NUMERICAL CHANGE | 94 | 25.00 | 76 | 19 | 25.00 | 1 | 1 | 0 | 4 | 43 | 26 | 1 |
| PERCENT CHANGE | | 17.31- | 41+ | 10- | 17.31- | 0 | 0 | 0 | 3- | 44+ | 11- | 11+ |
| | | 69.2- | 53.9+ | 52.6- | 69.2- | .0 | .0 | 0 | 75.0- | 102.3+ | 42.3- | 1100.0+ |
| MUNICIPAL | 2,370 | 29.53 | 70 | 29 | 41.42 | 0 | 0 | 0 | 5 | 11 | 50 | 4 |
| NUMERICAL CHANGE | 2,198 | 35.94 | 79 | 23 | 29.11 | 0 | 0 | 0 | 10 | 25 | 41 | 3 |
| PERCENT CHANGE | 172+ | 6.41- | 9- | 6+ | 12.31+ | 0 | 0 | 0 | 5- | 14- | 9+ | 1+ |
| | 7.8+ | 17.8- | 11.4- | 26.1+ | 42.3+ | | | | 50.0- | 56.0- | 22.0+ | 33.3+ |
| MOOREFIELD PD | 2,370 | 29.53 | 70 | 29 | 41.42 | 0 | 0 | 0 | 5 | 11 | 50 | 4 |
| NUMERICAL CHANGE | 2,198 | 35.94 | 79 | 23 | 29.11 | 0 | 0 | 0 | 10 | 25 | 41 | 3 |
| PERCENT CHANGE | 172+ | 6.41- | 9- | 6+ | 12.31+ | 0 | 0 | 0 | 5- | 14- | 9+ | 1+ |
| | 7.8+ | 17.8- | 11.4- | 26.1+ | 42.3+ | | | | 50.0- | 56.0- | 22.0+ | 33.3+ |
| HARRISON CITY | 70,970 | 18.33 | 1301 | 439 | 33.74 | 2 | 8 | 9 | 38 | 258 | 932 | 54 |
| NUMERICAL CHANGE | 70,539 | 18.59 | 1312 | 516 | 39.32 | 5 | 10 | 9 | 67 | 260 | 901 | 60 |
| PERCENT CHANGE | .6+ | 1.4- | .8- | 14.9- | 14.2- | 60.0- | 20.0- | .0 | 43.3- | .8- | 3.4+ | 10.0- |
| | | 17.8- | 11.4- | 26.1+ | 42.3+ | | | | 50.0- | 56.0- | 22.0+ | 33.3+ |
| RURAL | 36,025 | 10.98 | 396 | 61 | 15.40 | 1 | 4 | 1 | 26 | 136 | 200 | 28 |
| NUMERICAL CHANGE | 35,241 | 12.87 | 454 | 92 | 20.26 | 2 | 2 | 3 | 54 | 142 | 227 | 24 |
| PERCENT CHANGE | 784+ | 1.89- | 58- | 31- | 4.86- | 1- | 2+ | 2- | 28- | 6- | 27- | 4+ |
| | 2.2+ | 14.7- | 12.8- | 33.7- | 24.0- | 50.0- | 100.0+ | 66.7- | 51.9- | 4.2- | 11.9- | 16.7+ |
| SHERIFF | 95 | 16.66 | 270 | 45 | 16.66 | 1 | 3 | 1 | 25 | 80 | 146 | 14 |
| NUMERICAL CHANGE | 94 | 21.45 | 331 | 71 | 21.45 | 2 | 2 | 3 | 54 | 87 | 165 | 18 |
| PERCENT CHANGE | | 4.79- | 61- | 26- | 4.79- | 1- | 1+ | 2- | 29- | 7- | 19- | 4- |
| | | 22.3- | 18.4- | 36.6- | 22.3- | 50.0- | 50.0+ | 66.7- | 53.7- | 8.0- | 11.5- | 22.2- |

PART I OFFENSES

PART I OFFENSES

WEST VIRGINIA U C R CRIME INDEX REPORT

| IDENTIFIER | POPULATION | CRIME RATE | TOTAL OFFEN | TOTAL CLEARED | PERCENT CLEARED | MURDER | RAPE | ROBBERY | FEL ASHLT | BREAK ENTER | LARCENY THEFT | M/V THEFT |
|---------------------|------------|------------|-------------|---------------|-----------------|--------|------|---------|-----------|-------------|---------------|-----------|
| STATE POLICE 95 | 126 | 16 | 12.69 | 0 | 1 | 0 | 0 | 0 | 1 | 56 | 54 | 14 |
| NUMERICAL CHANGE 94 | 123 | 21 | 17.07 | 0 | 0 | 0 | 0 | 0 | 0 | 55 | 62 | 6 |
| PERCENT CHANGE | 3+ | 5- | 4.38- | 0 | 1+ | 0 | 0 | 0 | * | 1.8+ | 12.9- | 133.3+ |
| MUNICIPAL 95 | 905 | 378 | 41.76 | 1 | 4 | 8 | 8 | 122 | 12 | 122 | 732 | 26 |
| NUMERICAL CHANGE 94 | 858 | 424 | 49.41 | 3 | 8 | 6 | 6 | 118 | 13 | 118 | 674 | 36 |
| PERCENT CHANGE | 1.59+ | 47+ | 7.65- | 2- | 4- | 2+ | 2+ | 4+ | 1- | 4+ | 58+ | 10- |
| BRIDGEPORT PD | 6,970 | 46.34 | 323 | 141 | 43.65 | 0 | 2 | 27 | 0 | 27 | 286 | 8 |
| NUMERICAL CHANGE 94 | 6,872 | 41.90 | 288 | 144 | 50.00 | 1 | 2 | 20 | 4 | 20 | 248 | 13 |
| PERCENT CHANGE | 1.4+ | 10.6+ | 12.2+ | 2.1- | 12.7- | 1- | 2+ | 7+ | 4- | 7+ | 38+ | 5- |
| CLARKSBURG PD | 17,736 | 25.31 | 449 | 207 | 46.10 | 1 | 4 | 69 | 8 | 69 | 349 | 12 |
| NUMERICAL CHANGE 94 | 18,078 | 26.16 | 473 | 240 | 50.73 | 2 | 6 | 78 | 8 | 78 | 354 | 20 |
| PERCENT CHANGE | 1.9- | 3.2- | 5.1- | 13.8- | 9.1- | 1- | 2- | 9- | 0 | 9- | 5- | 8- |
| SALEM PD | 2,195 | 2.27 | 5 | 4 | 80.00 | 0 | 0 | 0 | 2 | 0 | 3 | 0 |
| NUMERICAL CHANGE 94 | 2,246 | 4.89 | 11 | 8 | 72.72 | 0 | 0 | 0 | 2 | 3 | 6 | 2 |
| PERCENT CHANGE | 2.3- | 53.6- | 54.5- | 50.0- | 10.0+ | 0 | 0 | 0 | 2+ | 3- | 3- | 2- |
| SHINNISTON PD | 2,548 | 16.48 | 42 | 14 | 33.33 | 0 | 0 | 0 | 1 | 5 | 35 | 1 |
| NUMERICAL CHANGE 94 | 2,591 | 8.10 | 21 | 17 | 80.95 | 0 | 0 | 1 | 1+ | 2 | 18 | 0 |
| PERCENT CHANGE | 1.7- | 103.5+ | 100.0+ | 17.6- | 58.8- | 0 | 0 | 0 | * | 150.0+ | 94.4+ | * |
| STONEHOOD PD | 1,985 | 12.09 | 24 | 1 | 4.16 | 0 | 0 | 0 | 0 | 6 | 18 | 0 |
| NUMERICAL CHANGE 94 | 1,986 | 12.58 | 25 | 5 | 20.00 | 0 | 0 | 0 | 1 | 7 | 17 | 0 |
| PERCENT CHANGE | .1- | .49- | 1- | 4- | 15.84- | 0 | 0 | 0 | 1- | 1- | 1+ | 0 |
| ANMOORE PD | 752 | 21.27 | 16 | 5 | 31.25 | 0 | 0 | 0 | 1 | 5 | 10 | 0 |
| NUMERICAL CHANGE 94 | 713 | 9.81 | 7 | 2 | 28.57 | 0 | 0 | 0 | 0 | 2 | 5 | 0 |
| PERCENT CHANGE | 5.5+ | 116.8+ | 128.6+ | 150.0+ | 9.4+ | 0 | 0 | 0 | 1+ | 3+ | 5+ | 0 |
| NUTTER FORT PD | 1,740 | 25.86 | 45 | 6 | 13.33 | 0 | 0 | 0 | 0 | 10 | 31 | 4 |
| NUMERICAL CHANGE 94 | 1,794 | 18.39 | 33 | 8 | 24.24 | 0 | 0 | 0 | 0 | 6 | 26 | 1 |
| PERCENT CHANGE | 3.0- | 40.6+ | 36.4+ | 25.0- | 45.0- | 0 | 0 | 0 | 0 | 66.7+ | 19.2+ | 300.0+ |
| LUMBERPORT PD | 1,019 | .98 | 1 | 0 | .00 | 0 | 0 | 0 | 0 | 0 | 0 | 1 |
| NUMERICAL CHANGE 94 | 1,018 | .00 | 0 | 0 | .00 | 0 | 0 | 0 | 0 | 0 | 0 | 0 |
| PERCENT CHANGE | .1+ | .98+ | 1+ | 0 | .00 | 0 | 0 | 0 | 0 | 0 | 0 | 1+ |
| JACKSON CITY TOTAL | 26,758 | 14.83 | 397 | 89 | 22.41 | 0 | 0 | 1 | 4 | 88 | 269 | 35 |
| NUMERICAL CHANGE 94 | 26,292 | 13.61 | 358 | 61 | 17.03 | 2 | 2 | 2 | 9 | 103 | 208 | 32 |
| PERCENT CHANGE | 1.8+ | 9.0+ | 10.9+ | 45.9+ | 31.6+ | 2- | 2- | 1- | 5- | 15- | 61+ | 3+ |

 JACKSON CITY TOTAL

WEST VIRGINIA U C R CRIME INDEX REPORT

| IDENTIFIER | POPULATION | CRIME RATE | TOTAL OFFEN | TOTAL CLEARED | PERCENT CLEARED | MURDER | RAPE | ROBBERY | FEL ASHLT | BREAK ENTER | LARCENY THEFT | M/V THEFT |
|------------------------|------------|------------|-------------|---------------|-----------------|--------|-------|---------|-----------|-------------|---------------|-----------|
| RURAL 95 | 19,598 | 10.15 | 199 | 15 | 7.53 | 0 | 0 | 1 | 1 | 56 | 122 | 19 |
| NUMERICAL CHANGE 94 | 19,028 | 10.82 | 206 | 22 | 10.67 | 1 | 1 | 2 | 4 | 75 | 98 | 25 |
| PERCENT CHANGE | 3.0+ | 6.2- | 3.4- | 31.8- | 29.4- | 1- | 1- | 50.0- | 75.0- | 25.3- | 24.5+ | 24.0- |
| SHERIFF 95 | 159 | 3.77 | 6 | 3.77 | 0 | 0 | 1 | 1 | 1 | 44 | 100 | 13 |
| NUMERICAL CHANGE 94 | 166 | 9.63 | 16 | 9.63 | 1 | 1 | 1 | 1 | 1 | 57 | 83 | 21 |
| PERCENT CHANGE | 4.2- | 62.5- | 62.5- | 60.9- | 1- | 1- | 0 | 50.0- | 50.0- | 22.8- | 20.5+ | 38.1- |
| STATE POLICE 95 | 40 | 22.50 | 9 | 22.50 | 0 | 0 | 0 | 0 | 0 | 12 | 22 | 6 |
| NUMERICAL CHANGE 94 | 40 | 15.00 | 6 | 15.00 | 0 | 0 | 1 | 2 | 2 | 18 | 15 | 4 |
| PERCENT CHANGE | .0 | 50.0+ | 50.0+ | 50.0+ | 0 | 0 | 1- | 1- | 1- | 6- | 7+ | 2+ |
| MUNICIPAL 95 | 7,160 | 27.65 | 198 | 74 | 37.37 | 0 | 0 | 0 | 3 | 32 | 147 | 16 |
| NUMERICAL CHANGE 94 | 7,264 | 20.92 | 152 | 39 | 25.65 | 1 | 1 | 0 | 5 | 28 | 110 | 7 |
| PERCENT CHANGE | 1.4- | 32.2+ | 30.3+ | 89.7+ | 45.7+ | 1- | 1- | 0 | 40.0- | 14.3+ | 33.6+ | 128.6+ |
| RAVERSNOOD PD 95 | 4,083 | 12.73 | 52 | 35 | 67.30 | 0 | 0 | 0 | 1 | 19 | 28 | 4 |
| NUMERICAL CHANGE 94 | 4,176 | 6.70 | 28 | 19 | 67.85 | 1 | 1 | 0 | 3 | 9 | 14 | 0 |
| PERCENT CHANGE | 2.2- | 90.0+ | 85.7+ | 84.2+ | .8- | 1- | 1- | 0 | 66.7- | 111.1+ | 100.0+ | 14+ |
| RIPLEY PD 95 | 3,077 | 47.44 | 146 | 39 | 26.71 | 0 | 0 | 0 | 2 | 13 | 119 | 12 |
| NUMERICAL CHANGE 94 | 3,088 | 40.15 | 124 | 20 | 16.12 | 0 | 0 | 0 | 2 | 19 | 96 | 7 |
| PERCENT CHANGE | .4- | 18.2+ | 17.7+ | 95.0+ | 65.7+ | 0 | 0 | 0 | .0 | 31.6- | 24.0+ | 71.4+ |
| JEFFERSON CTY TOTAL 95 | 39,014 | 28.50 | 1112 | 223 | 20.05 | 3 | 4 | 12 | 20 | 278 | 736 | 59 |
| NUMERICAL CHANGE 94 | 37,900 | 26.43 | 1002 | 254 | 25.34 | 2 | 2 | 12 | 47 | 260 | 636 | 43 |
| PERCENT CHANGE | 1,114+ | 2.07+ | 110+ | 31- | 5.29- | 1+ | 2+ | 0 | 27- | 18+ | 100+ | 16+ |
| RURAL 95 | 31,028 | 24.32 | 755 | 142 | 18.80 | 3 | 1 | 5 | 5 | 226 | 479 | 36 |
| NUMERICAL CHANGE 94 | 30,165 | 19.16 | 578 | 137 | 23.70 | 1 | 2 | 5 | 26 | 168 | 354 | 22 |
| PERCENT CHANGE | 2.9+ | 26.9+ | 30.6+ | 3.6+ | 20.7- | 200.0+ | 50.0- | .0 | 80.8- | 34.5+ | 35.3+ | 63.6+ |
| SHERIFF 95 | 250 | 7.60 | 19 | 7.60 | 1 | 0 | 2 | 2 | 1 | 94 | 138 | 14 |
| NUMERICAL CHANGE 94 | 182 | 3.29 | 6 | 3.29 | 1 | 0 | 0 | 0 | 15 | 56 | 103 | 7 |
| PERCENT CHANGE | 37.4+ | 216.7+ | 131.0+ | 131.0+ | .0 | 0 | 0 | 2+ | 14- | 38+ | 35+ | 7+ |
| STATE POLICE 95 | 505 | 24.35 | 123 | 24.35 | 2 | 1 | 3 | 3 | 4 | 132 | 341 | 22 |
| NUMERICAL CHANGE 94 | 396 | 33.08 | 131 | 33.08 | 0 | 2 | 5 | 11 | 11 | 112 | 251 | 15 |
| PERCENT CHANGE | 109+ | 8- | 8- | 8.73- | 2+ | 1- | 2- | 7- | 63.6- | 20+ | 90+ | 7+ |
| PERCENT CHANGE | 27.5+ | 6.1- | 26.4- | 26.4- | 50.0- | 40.0- | 17.9+ | 35.9+ | 46.7+ | | | |

PART I OFFENSES

PART I OFFENSES

WEST VIRGINIA U C R CRIME INDEX REPORT

| IDENTIFIER | POPULATION | CRIME RATE | TOTAL OFFEN | TOTAL CLEARED | PERCENT CLEARED | MURDER | RAPE | ROBBERY | FEL ASHLT | BREAK ENTER | LARCENY THEFT | M/V THEFT |
|-------------------|------------|------------|-------------|---------------|-----------------|--------|--------|---------|-----------|-------------|---------------|-----------|
| MUNICIPAL | 7,986 | 44.69 | 357 | 81 | 22.68 | 0 | 3 | 7 | 15 | 52 | 257 | 23 |
| NUMERICAL CHANGE | 7,735 | 54.81 | 424 | 117 | 27.59 | 1 | 0 | 7 | 21 | 92 | 282 | 21 |
| PERCENT CHANGE | 3.2+ | 18.5- | 15.8- | 30.8- | 17.8- | * | * | 0 | 6- | 40- | 25- | 2+ |
| CHARLES TOWN PD | 3,363 | 41.03 | 138 | 24 | 17.39 | 0 | 1 | 2 | 9 | 20 | 98 | 8 |
| NUMERICAL CHANGE | 3,311 | 62.21 | 206 | 57 | 27.66 | 1 | 0 | 5 | 17 | 49 | 127 | 7 |
| PERCENT CHANGE | 1.6+ | 34.0- | 33.0- | 57.9- | 37.1- | * | * | 60.0- | 47.1- | 59.2- | 22.8- | 14.3+ |
| SHEPHERDSTOWN PD | 1,389 | 15.11 | 21 | 2 | 9.52 | 0 | 0 | 1 | 0 | 4 | 15 | 1 |
| NUMERICAL CHANGE | 1,223 | 25.34 | 31 | 1 | 3.22 | 0 | 0 | 0 | 0 | 9 | 22 | 0 |
| PERCENT CHANGE | 166+ | 10.23- | 10- | 1+ | 6.30+ | 0 | 0 | 1+ | 0 | 5- | 7- | 1+ |
| 13.6+ | 40.4- | 32.3- | 100.0+ | 195.7+ | | | * | | | 55.6- | 31.8- | * |
| RANSON PD | 2,897 | 61.78 | 179 | 52 | 29.05 | 0 | 1 | 4 | 6 | 21 | 133 | 14 |
| NUMERICAL CHANGE | 2,888 | 59.21 | 171 | 56 | 32.74 | 0 | 0 | 2 | 4 | 30 | 121 | 14 |
| PERCENT CHANGE | 9+ | 2.5+ | 8+ | 4- | 3.69- | 0 | 1+ | 2+ | 2+ | 9- | 12+ | 0 |
| 3+ | 4.3+ | 4.7+ | 7.1- | 11.3- | | | * | 100.0+ | 50.0+ | 30.0- | 9.9+ | .0 |
| HARPERS FERRY PD | 337 | 56.37 | 19 | 3 | 15.78 | 0 | 1 | 0 | 0 | 7 | 11 | 0 |
| NUMERICAL CHANGE | 313 | 51.11 | 16 | 3 | 18.75 | 0 | 0 | 0 | 0 | 4 | 12 | 0 |
| PERCENT CHANGE | 24+ | 5.26+ | 3+ | 0 | 2.97- | 0 | 1+ | 0 | 0 | 3+ | 1- | 0 |
| 7.7+ | 10.3+ | 18.8+ | .0 | 15.8- | | | * | | | 75.0+ | 8.3- | |
| KANAWHA CTY TOTAL | 207,386 | 45.92 | 9527 | 1404 | 14.73 | 13 | 75 | 356 | 488 | 1937 | 5884 | 774 |
| NUMERICAL CHANGE | 210,118 | 47.43 | 9986 | 1426 | 14.27 | 12 | 49 | 295 | 414 | 2096 | 6172 | 948 |
| PERCENT CHANGE | 2,732- | 1.51- | 459- | 22- | .46+ | 1+ | 26+ | 61+ | 74+ | 159- | 288- | 174- |
| 1.3- | 3.2- | 4.6- | 1.5- | 3.2+ | 8.3+ | 8.3+ | 53.1+ | 20.7+ | 17.9+ | 7.6- | 4.7- | 18.4- |
| RURAL | 103,913 | 23.66 | 2460 | 190 | 7.72 | 4 | 21 | 49 | 136 | 720 | 1272 | 258 |
| NUMERICAL CHANGE | 104,040 | 18.71 | 1947 | 194 | 9.96 | 6 | 9 | 38 | 66 | 607 | 1014 | 207 |
| PERCENT CHANGE | .1- | 4.95+ | 513+ | 4- | 2.24- | 2- | 12+ | 11+ | 70+ | 113+ | 258+ | 51+ |
| 26.5+ | 26.3+ | 2.1- | 22.5- | 33.3- | 133.3+ | 28.9+ | 106.1+ | 18.6+ | 25.4+ | 24.6+ | | |
| SHERIFF | 95 | 1746 | 80 | 4.58 | 4 | 15 | 39 | 64 | 559 | 889 | 176 | |
| NUMERICAL CHANGE | 94 | 1412 | 116 | 8.21 | 4 | 3 | 32 | 35 | 464 | 725 | 149 | |
| PERCENT CHANGE | 334+ | 336- | 36- | 3.63- | 0 | 12+ | 7+ | 29+ | 95+ | 164+ | 27+ | |
| 23.7+ | 31.0- | 44.2- | .0 | 400.0+ | 21.9+ | 82.9+ | 20.5+ | 22.6+ | 18.1+ | | | |
| STATE POLICE | 95 | 714 | 110 | 15.40 | 0 | 6 | 10 | 72 | 161 | 383 | 82 | |
| NUMERICAL CHANGE | 94 | 535 | 78 | 14.57 | 2 | 6 | 6 | 31 | 143 | 289 | 58 | |
| PERCENT CHANGE | 179+ | 32+ | .83+ | 5.7+ | 2- | 0 | 4+ | 41+ | 18+ | 94+ | 24+ | |
| 33.5+ | 41.0+ | | | | * | .0 | 66.7+ | 132.3+ | 12.6+ | 32.5+ | 41.4+ | |
| MUNICIPAL | 103,473 | 68.26 | 7067 | 1214 | 17.17 | 9 | 54 | 307 | 352 | 1217 | 4612 | 516 |
| NUMERICAL CHANGE | 106,078 | 75.72 | 8039 | 1232 | 15.32 | 6 | 40 | 257 | 348 | 1489 | 5158 | 741 |
| PERCENT CHANGE | 2,605- | 9.9- | 12.1- | 1.5- | 12.1+ | 50.0+ | 35.0+ | 19.5+ | 1.1+ | 18.3- | 10.6- | 30.4- |

WEST VIRGINIA U C R CRIME INDEX REPORT

| IDENTIFIER | POPULATION | CRIME RATE | TOTAL OFFEN | TOTAL CLEARED | PERCENT CLEARED | MURDER | RAPE | ROBBERY | FEL ASHLT | BREAK ENTER | LARCENY THEFT | M/V THEFT |
|--------------------------|--|------------|-------------|---------------|-----------------|--------|------|---------|-----------|-------------|---------------|-----------|
| BELLE PD | 95 1,368 | 2.19 | 3 | 1 | 33.33 | 0 | 0 | 1 | 0 | 2 | 0 | 0 |
| | 94 1,426 | 7.71 | 11 | 1 | 9.09 | 0 | 0 | 0 | 1 | 3 | 6 | 1 |
| | NUMERICAL CHANGE | | | | | | | | | | | |
| | 58- 8- | | | | | | | | | | | |
| | PERCENT CHANGE | | | | | | | | | | | |
| | 4.1- 71.6- 72.7- .0 266.7+ | | | | | | | | | | | |
| CHARLESTON PD | 95 56,204 | 97.59 | 5486 | 1030 | 18.77 | 9 | 47 | 287 | 316 | 908 | 3529 | 390 |
| | 94 57,493 | 112.56 | 6473 | 982 | 15.17 | 6 | 40 | 225 | 327 | 1194 | 4070 | 611 |
| | NUMERICAL CHANGE | | | | | | | | | | | |
| | 1,289- 14.97- 987- 48+ | | | | | | | | | | | |
| | PERCENT CHANGE | | | | | | | | | | | |
| | 2.2- 13.3- 15.2- 4.9+ 50.0+ 23.7+ 17.5+ 27.6+ 3.4- 24.0- 13.3- 36.2- | | | | | | | | | | | |
| DUNBAR PD | 95 8,509 | 40.07 | 341 | 23 | 6.74 | 0 | 0 | 4 | 1 | 68 | 240 | 28 |
| | 94 8,654 | 47.37 | 410 | 28 | 6.82 | 0 | 0 | 8 | 1 | 55 | 313 | 33 |
| | NUMERICAL CHANGE | | | | | | | | | | | |
| | 145- 7.30- 69- 5- | | | | | | | | | | | |
| | PERCENT CHANGE | | | | | | | | | | | |
| | 1.7- 15.4- 16.8- 17.9- 1.2- .08- 50.0- 23.6+ 23.3- 15.2- | | | | | | | | | | | |
| NITRO PD | 95 6,702 | 49.68 | 333 | 20 | 6.00 | 0 | 2 | 1 | 22 | 70 | 205 | 33 |
| | 94 6,893 | 25.24 | 174 | 13 | 7.47 | 0 | 0 | 3 | 0 | 39 | 115 | 17 |
| | NUMERICAL CHANGE | | | | | | | | | | | |
| | 191- 24.44+ 159+ 17+ | | | | | | | | | | | |
| | PERCENT CHANGE | | | | | | | | | | | |
| | 2.8- 96.8+ 91.4+ 53.8+ 19.7- 79.5+ 78.3+ 94.1+ | | | | | | | | | | | |
| ST ALBANS PD | 95 10,858 | 27.25 | 296 | 33 | 11.14 | 0 | 1 | 1 | 0 | 75 | 201 | 18 |
| | 94 11,032 | 36.34 | 401 | 105 | 26.18 | 0 | 0 | 7 | 0 | 108 | 253 | 33 |
| | NUMERICAL CHANGE | | | | | | | | | | | |
| | 174- 9.09- 105- 72- | | | | | | | | | | | |
| | PERCENT CHANGE | | | | | | | | | | | |
| | 1.6- 25.0- 26.2- 68.6- 57.4- 30.6- 20.6- 45.5- | | | | | | | | | | | |
| SOUTH CHARLESTON PD | 95 13,453 | 34.19 | 460 | 85 | 18.47 | 0 | 1 | 9 | 10 | 58 | 343 | 39 |
| | 94 13,704 | 32.69 | 448 | 84 | 18.75 | 0 | 0 | 12 | 13 | 62 | 323 | 38 |
| | NUMERICAL CHANGE | | | | | | | | | | | |
| | 1.5- 1.50+ 12+ 1+ | | | | | | | | | | | |
| | PERCENT CHANGE | | | | | | | | | | | |
| | 1.8- 4.6+ 2.7+ 1.2+ 1.5- 4- 20+ 2.6+ | | | | | | | | | | | |
| CHESAPEAKE PD | 95 1,658 | 24.12 | 40 | 6 | 15.00 | 0 | 1 | 1 | 1 | 14 | 21 | 2 |
| | 94 1,684 | 17.22 | 29 | 5 | 17.24 | 0 | 0 | 1 | 4 | 9 | 13 | 2 |
| | NUMERICAL CHANGE | | | | | | | | | | | |
| | 26- 6.90+ 11+ 2.24- | | | | | | | | | | | |
| | PERCENT CHANGE | | | | | | | | | | | |
| | 1.5- 40.1+ 37.9+ 20.0+ 13.0- 75.0- 23.1- 6.5- 6.2+ 2.6+ | | | | | | | | | | | |
| MARNET PD | 95 1,924 | 19.75 | 38 | 5 | 13.15 | 0 | 0 | 1 | 0 | 5 | 29 | 3 |
| | 94 1,991 | 18.58 | 37 | 6 | 16.21 | 0 | 0 | 1 | 0 | 2 | 29 | 5 |
| | NUMERICAL CHANGE | | | | | | | | | | | |
| | 67- 1.17+ 1+ 3.06- | | | | | | | | | | | |
| | PERCENT CHANGE | | | | | | | | | | | |
| | 3.4- 6.3+ 2.7+ 16.7- 18.9- 150.0+ .0 40.0- | | | | | | | | | | | |
| CLENDENIN PD | 95 1,188 | 8.41 | 10 | 5 | 50.00 | 0 | 0 | 1 | 0 | 4 | 2 | 3 |
| | 94 1,239 | 10.49 | 13 | 0 | .00 | 0 | 0 | 0 | 0 | 4 | 8 | 1 |
| | NUMERICAL CHANGE | | | | | | | | | | | |
| | 51- 2.08- 3- 5+ | | | | | | | | | | | |
| | PERCENT CHANGE | | | | | | | | | | | |
| | 4.1- 19.8- 23.1- 50.00+ 75.0- 200.0+ | | | | | | | | | | | |
| CEDAR GROVE PD | 95 1,209 | 17.36 | 21 | 0 | .00 | 0 | 0 | 1 | 1 | 9 | 10 | 0 |
| | 94 1,334 | 4.49 | 6 | 2 | 33.33 | 0 | 0 | 0 | 0 | 1 | 5 | 0 |
| | NUMERICAL CHANGE | | | | | | | | | | | |
| | 125- 12.87+ 15+ 33.33- | | | | | | | | | | | |
| | PERCENT CHANGE | | | | | | | | | | | |
| | 9.4- 286.6+ 250.0+ 800.0+ 100.0+ | | | | | | | | | | | |
| W VA ST COLLEGE SECURITY | 95 400 | 97.50 | 39 | 6 | 15.38 | 0 | 2 | 0 | 1 | 4 | 32 | 0 |
| | 94 628 | 58.91 | 37 | 6 | 16.21 | 0 | 0 | 0 | 2 | 12 | 23 | 0 |
| | NUMERICAL CHANGE | | | | | | | | | | | |
| | 228- 38.59+ 2+ 83- | | | | | | | | | | | |
| | PERCENT CHANGE | | | | | | | | | | | |
| | 36.3- 65.5+ 5.4+ .0 5.1- 50.0- 66.7- 39.1+ | | | | | | | | | | | |

PART I OFFENSES

PART I OFFENSES

WEST VIRGINIA U C R CRIME INDEX REPORT

| IDENTIFIER | POPULATION | CRIME RATE | TOTAL OFFEN | TOTAL CLEARED | PERCENT CLEARED | MURDER | RAPE | ROBBERY | FEL ASHLT | BREAK ENTER | LARCENY THEFT | M/V THEFT |
|--------------|------------|------------|-------------|---------------|-----------------|--------|-------|---------|-----------|-------------|---------------|-----------|
| LEWIS CITY | 17,571 | 12.06 | 212 | 66 | 31.13 | 0 | 0 | 1 | 17 | 54 | 126 | 14 |
| | 17,421 | 15.09 | 263 | 79 | 30.03 | 1 | 1 | 1 | 11 | 71 | 153 | 25 |
| | 150+ | 3.03- | 51- | 13- | 1.10+ | 1- | 1- | 0 | 6+ | 17- | 27- | 11- |
| | .9+ | 20.1- | 19.4- | 16.5- | 3.7+ | * | * | .0 | 54.5+ | 23.9- | 17.6- | 44.0- |
| | | | | | | | | | | | | |
| RURAL | 12,548 | 9.32 | 117 | 26 | 22.22 | 0 | 0 | 0 | 1 | 37 | 72 | 7 |
| | 12,433 | 14.31 | 178 | 42 | 23.59 | 0 | 1 | 1 | 3 | 54 | 100 | 19 |
| | 115+ | 4.99- | 61- | 16- | 1.37- | 0 | 1- | 1- | 2- | 17- | 28- | 12- |
| | .9+ | 34.9- | 34.3- | 38.1- | 5.8- | * | * | * | 66.7- | 31.5- | 28.0- | 63.2- |
| SHERIFF | 95 | | 62 | 9 | 14.51 | 0 | 0 | 0 | 1 | 16 | 42 | 3 |
| | 94 | | 91 | 18 | 19.78 | 0 | 0 | 0 | 2 | 30 | 46 | 12 |
| | | | 29- | 9- | 5.27- | 0 | 0 | 1- | 1- | 14- | 4- | 9- |
| | | | 31.9- | 50.0- | 26.6- | * | * | * | 50.0- | 46.7- | 8.7- | 75.0- |
| STATE POLICE | 95 | | 55 | 17 | 30.90 | 0 | 0 | 0 | 0 | 21 | 30 | 4 |
| | 94 | | 87 | 24 | 27.58 | 0 | 1 | 0 | 1 | 24 | 54 | 7 |
| | | | 32- | 7- | 3.32+ | 0 | 1- | 0 | 1- | 3- | 24- | 3- |
| | | | 36.8- | 29.2- | 12.0+ | * | * | * | * | 12.5- | 44.4- | 42.9- |
| MUNICIPAL | 5,023 | 18.91 | 95 | 40 | 42.10 | 0 | 0 | 1 | 16 | 17 | 54 | 7 |
| | 4,988 | 17.04 | 85 | 37 | 43.52 | 1 | 0 | 0 | 8 | 17 | 53 | 6 |
| | 35+ | 1.87+ | 10+ | 3+ | 1.42- | 1- | 0 | 0 | 8+ | 0 | 1+ | 1+ |
| | .7+ | 11.0+ | 11.8+ | 8.1+ | 3.3- | * | * | * | 100.0+ | .0 | 1.9+ | 16.7+ |
| WESTON PD | 95 | | 5,023 | 95 | 42.10 | 0 | 0 | 1 | 16 | 17 | 54 | 7 |
| | 94 | | 4,988 | 85 | 43.52 | 1 | 0 | 0 | 8 | 17 | 53 | 6 |
| | | | 35+ | 10+ | 1.42- | 1- | 0 | 0 | 8+ | 0 | 1+ | 1+ |
| | | | .7+ | 11.8+ | 3.3- | * | * | * | 100.0+ | .0 | 1.9+ | 16.7+ |
| LINCOLN CITY | 21,973 | 14.15 | 311 | 77 | 24.75 | 0 | 10 | 1 | 36 | 127 | 97 | 40 |
| | 21,840 | 14.60 | 319 | 118 | 36.99 | 4 | 12 | 3 | 43 | 104 | 114 | 39 |
| | 133+ | 3.45- | 8- | 41- | 12.24- | 4- | 2- | 2- | 7- | 23+ | 17- | 1+ |
| | .6+ | 3.1- | 2.5- | 34.7- | 33.1- | * | 16.7- | 66.7- | 16.3- | 22.1+ | 14.9- | 2.6+ |
| | | | | | | | | | | | | |
| RURAL | 21,973 | 14.15 | 311 | 77 | 24.75 | 0 | 10 | 1 | 36 | 127 | 97 | 40 |
| | 21,840 | 14.60 | 319 | 118 | 36.99 | 4 | 12 | 3 | 43 | 104 | 114 | 39 |
| | 133+ | 3.45- | 8- | 41- | 12.24- | 4- | 2- | 2- | 7- | 23+ | 17- | 1+ |
| | .6+ | 3.1- | 2.5- | 34.7- | 33.1- | * | 16.7- | 66.7- | 16.3- | 22.1+ | 14.9- | 2.6+ |
| SHERIFF | 95 | | 0 | 0 | .00 | 0 | 0 | 0 | 0 | 0 | 0 | 0 |
| | 94 | | 0 | 0 | .00 | 0 | 0 | 0 | 0 | 0 | 0 | 0 |
| | | | 0 | 0 | .00 | 0 | 0 | 0 | 0 | 0 | 0 | 0 |
| STATE POLICE | 95 | | 311 | 77 | 24.75 | 0 | 10 | 1 | 36 | 127 | 97 | 40 |
| | 94 | | 319 | 118 | 36.99 | 4 | 12 | 3 | 43 | 104 | 114 | 39 |
| | | | 8- | 41- | 12.24- | 4- | 2- | 2- | 7- | 23+ | 17- | 1+ |
| | | | 2.5- | 34.7- | 33.1- | * | 16.7- | 66.7- | 16.3- | 22.1+ | 14.9- | 2.6+ |

WEST VIRGINIA U C R CRIME INDEX REPORT

| IDENTIFIER | POPULATION | CRIME RATE | TOTAL OFFEN | TOTAL CLEARED | PERCENT CLEARED | MURDER | RAPE | ROBBERY | FEL ASHLT | BREAK ENTER | LARCEHY THEFT | M/V THEFT |
|---------------------|------------|------------|-------------|---------------|-----------------|--------|-------|---------|-----------|-------------|---------------|-----------|
| LOGAN CTY | 43,029 | 15.75 | 678 | 84 | 12.38 | 1 | 6 | 9 | 19 | 214 | 300 | 129 |
| | 43,297 | 20.04 | 868 | 152 | 17.51 | 7 | 3 | 9 | 37 | 217 | 467 | 128 |
| | 268 | 4.29 | 190 | 68 | 5.13 | 6 | 3 | 0 | 18 | 3 | 167 | 1 |
| | .6 | 21.4 | 21.9 | 44.7 | 29.3 | 85.7 | 100.0 | .0 | 48.6 | 1.4 | 35.8 | .8 |
| | 38,434 | 17.06 | 656 | 72 | 10.97 | 1 | 6 | 7 | 15 | 207 | 298 | 122 |
| | 38,671 | 21.63 | 837 | 128 | 15.29 | 7 | 3 | 8 | 33 | 210 | 459 | 117 |
| | 237 | 4.57 | 181 | 56 | 4.32 | 6 | 3 | 1 | 18 | 3 | 161 | 5 |
| | .6 | 21.1 | 21.6 | 43.8 | 28.3 | 85.7 | 100.0 | 12.5 | 54.5 | 1.4 | 35.1 | 4.3 |
| SHERIFF | 95 | 125 | 157 | 24 | 26.40 | 1 | 0 | 3 | 12 | 55 | 36 | 16 |
| | 94 | 157 | 32 | 9 | 15.28 | 3 | 0 | 3 | 12 | 54 | 67 | 18 |
| | | 20.4 | 37.5 | 72.8 | 11.12 | 2 | 2 | 0 | 0 | 1 | 31 | 2 |
| | | | | | 72.8 | 66.7 | * | .0 | .0 | 1.9 | 46.3 | 11.1 |
| STATE POLICE | 95 | 531 | 680 | 39 | 7.34 | 0 | 4 | 4 | 3 | 152 | 262 | 106 |
| | 94 | 680 | 104 | 15 | 15.29 | 4 | 3 | 5 | 21 | 156 | 392 | 99 |
| | | 149 | 65 | 7 | 7.95 | 4 | 1 | 1 | 18 | 4 | 130 | 7 |
| | | 21.9 | 62.5 | 52.0 | 52.0 | * | 33.3 | 20.0 | 85.7 | 2.6 | 33.2 | 7.1 |
| MUNICIPAL | 95 | 4.78 | 22 | 12 | 54.54 | 0 | 0 | 2 | 4 | 7 | 2 | 7 |
| | 94 | 6.70 | 31 | 24 | 77.41 | 0 | 0 | 1 | 4 | 7 | 8 | 11 |
| | | 1.92 | 9 | 12 | 22.87 | 0 | 0 | 1 | 0 | 0 | 6 | 4 |
| | | 28.7 | 29.0 | 50.0 | 29.5 | | | 100.0 | .0 | .0 | 75.0 | 36.4 |
| LOGAN PD | 95 | 5.92 | 13 | 9 | 69.23 | 0 | 0 | 1 | 4 | 4 | 1 | 3 |
| | 94 | 5.84 | 13 | 13 | 100.00 | 0 | 0 | 1 | 3 | 3 | 4 | 2 |
| | | .08 | 0 | 4 | 30.77 | 0 | 0 | 0 | 1 | 1 | 3 | 1 |
| | | 1.4 | .0 | 30.8 | 30.8 | | | .0 | 33.3 | 33.3 | 75.0 | 50.0 |
| MAN PD | 95 | 1.10 | 1 | 0 | .00 | 0 | 0 | 0 | 0 | 1 | 0 | 0 |
| | 94 | 6.55 | 6 | 5 | 83.33 | 0 | 0 | 0 | 1 | 2 | 2 | 0 |
| | | 5.45 | 5 | 5 | 83.33 | 0 | 0 | 0 | 1 | 1 | 2 | 1 |
| | | 83.2 | 83.3 | * | * | | | | * | 50.0 | * | * |
| CHAPMANVILLE PD | 95 | 5.67 | 7 | 3 | 42.85 | 0 | 0 | 1 | 0 | 2 | 0 | 4 |
| | 94 | 8.15 | 10 | 6 | 60.00 | 0 | 0 | 0 | 0 | 2 | 0 | 8 |
| | | 2.48 | 3 | 3 | 17.15 | 0 | 0 | 1 | 0 | 0 | 0 | 4 |
| | | 30.4 | 30.0 | 50.0 | 28.6 | | | * | .0 | .0 | .0 | 50.0 |
| MITCHELL HEIGHTS PD | 95 | 3.84 | 1 | 0 | .00 | 0 | 0 | 0 | 0 | 0 | 1 | 0 |
| | 94 | 7.69 | 2 | 0 | .00 | 0 | 0 | 0 | 0 | 0 | 2 | 0 |
| | | 3.85 | 1 | 0 | .00 | 0 | 0 | 0 | 0 | 0 | 1 | 0 |
| | | 50.1 | 50.0 | | | | | | | | 50.0 | |
| MCDONELL CTY | 95 | 5.72 | 190 | 114 | 60.00 | 8 | 4 | 5 | 22 | 51 | 83 | 17 |
| | 94 | 7.13 | 245 | 113 | 46.12 | 3 | 2 | 2 | 33 | 72 | 99 | 34 |
| | | 1.41 | 55 | 1 | 13.88 | 5 | 2 | 3 | 11 | 21 | 16 | 17 |
| | | 19.8 | 22.4 | .9 | 30.1 | 166.7 | 100.0 | 150.0 | 33.3 | 29.2 | 16.2 | 50.0 |
| | | | | | | | | | | | | |

PART I OFFENSES

PART I OFFENSES

WEST VIRGINIA U C R CRIME INDEX REPORT

| IDENTIFIER | POPULATION | CRIME RATE | TOTAL OFFEN | TOTAL CLEARED | PERCENT CLEARED | MURDER | RAPE | ROBBERY | FEL ASHLT | BREAK ENTER | LARCENY THEFT | M/V THEFT |
|------------------|------------|------------|-------------|---------------|-----------------|--------|--------|---------|-----------|-------------|---------------|-----------|
| RURAL | 27,330 | 3.76 | 103 | 82 | 79.61 | 8 | 4 | 5 | 16 | 27 | 33 | 10 |
| | 28,655 | 5.40 | 155 | 88 | 56.77 | 3 | 2 | 1 | 26 | 51 | 48 | 24 |
| NUMERICAL CHANGE | 1,325- | 1.64- | 52- | 6- | 22.84+ | 5+ | 2+ | 4+ | 10- | 24- | 15- | 14- |
| PERCENT CHANGE | 4.6- | 30.4- | 33.5- | 6.8- | 40.2+ | 166.7+ | 100.0+ | 400.0+ | 38.5- | 47.1- | 31.3- | 58.3- |
| SHERIFF | 50 | 88.00 | 44 | 44 | 100.00 | 2 | 1 | 2 | 11 | 8 | 24 | 2 |
| | 71 | 83.09 | 59 | 59 | 83.09 | 1 | 0 | 0 | 19 | 14 | 33 | 4 |
| NUMERICAL CHANGE | 21- | 4.91+ | 1+ | 1+ | 4.91+ | 1+ | 1+ | 2+ | 8- | 6- | 9- | 2- |
| PERCENT CHANGE | 29.6- | 25.4- | 5.9+ | 100.0+ | 5.9+ | 100.0+ | | | 42.1- | 42.9- | 27.3- | 50.0- |
| STATE POLICE | 53 | 71.69 | 38 | 38 | 71.69 | 6 | 3 | 3 | 5 | 19 | 9 | 8 |
| | 84 | 34.52 | 29 | 29 | 34.52 | 2 | 2 | 1 | 7 | 37 | 15 | 20 |
| NUMERICAL CHANGE | 31- | 9+ | 9+ | 4+ | 37.17+ | 4+ | 1+ | 2+ | 2- | 18- | 6- | 12- |
| PERCENT CHANGE | 36.9- | 31.0+ | 107.7+ | 200.0+ | 107.7+ | 200.0+ | 50.0+ | 200.0+ | 28.6- | 48.6- | 40.0- | 60.0- |
| MUNICIPAL | 5,836 | 14.90 | 87 | 32 | 36.78 | 0 | 0 | 0 | 6 | 24 | 50 | 7 |
| | 5,695 | 15.80 | 90 | 25 | 27.77 | 0 | 0 | 0 | 7 | 21 | 51 | 10 |
| NUMERICAL CHANGE | 141+ | .90- | 3- | 7+ | 9.01+ | 0 | 0 | 1- | 1- | 3+ | 1- | 3- |
| PERCENT CHANGE | 2.5+ | 5.7- | 3.3- | 28.0+ | 32.4+ | | | | 14.3- | 14.3+ | 2.0- | 30.0- |
| WAR PD | 1,061 | .00 | 0 | 0 | .00 | 0 | 0 | 0 | 0 | 0 | 0 | 0 |
| | 1,087 | .00 | 0 | 0 | .00 | 0 | 0 | 0 | 0 | 0 | 0 | 0 |
| NUMERICAL CHANGE | 26- | .00 | 0 | 0 | .00 | 0 | 0 | 0 | 0 | 0 | 0 | 0 |
| PERCENT CHANGE | 2.4- | | | | | | | | | | | |
| MELCH PD | 3,130 | 23.96 | 75 | 25 | 33.33 | 0 | 0 | 0 | 4 | 17 | 50 | 4 |
| | 2,957 | 24.34 | 72 | 13 | 18.05 | 0 | 0 | 0 | 4 | 13 | 45 | 10 |
| NUMERICAL CHANGE | 173+ | .38- | 3+ | 12+ | 15.28+ | 0 | 0 | 0 | 0 | 4+ | 5+ | 6- |
| PERCENT CHANGE | 5.9+ | 1.6- | 4.2+ | 92.3+ | 84.7+ | | | | .0 | 30.8+ | 11.1+ | 60.0- |
| NORTH FORM PD | 661 | 4.53 | 3 | 3 | 100.00 | 0 | 0 | 0 | 0 | 2 | 0 | 1 |
| | 693 | 15.87 | 11 | 10 | 90.90 | 0 | 0 | 1 | 2 | 3 | 5 | 0 |
| NUMERICAL CHANGE | 32- | 11.34- | 8- | 7- | 9.10+ | 0 | 0 | 1- | 2- | 1- | 5- | 1+ |
| PERCENT CHANGE | 4.6- | 71.5- | 72.7- | 70.0- | 10.0+ | | | | * | 33.3- | * | * |
| DAVY PD | 410 | 2.43 | 1 | 1 | 100.00 | 0 | 0 | 0 | 1 | 0 | 0 | 0 |
| | 376 | 2.65 | 1 | 0 | .00 | 0 | 0 | 0 | 1 | 0 | 0 | 0 |
| NUMERICAL CHANGE | 34+ | .22- | 0 | 1+ | 100.00+ | 0 | 0 | 0 | 0 | 0 | 0 | 0 |
| PERCENT CHANGE | 9.0+ | 8.3- | .0 | * | * | | | | .0 | | | |
| KIMBALL PD | 574 | 13.93 | 8 | 3 | 37.50 | 0 | 0 | 0 | 1 | 5 | 0 | 2 |
| | 582 | 10.30 | 6 | 2 | 33.33 | 0 | 0 | 0 | 0 | 5 | 1 | 0 |
| NUMERICAL CHANGE | 8- | 3.63+ | 2+ | 1+ | 4.17+ | 0 | 0 | 0 | 1+ | 0 | 1- | 2+ |
| PERCENT CHANGE | 1.4- | 35.2+ | 33.3+ | 50.0+ | 12.5+ | | | | * | .0 | * | * |

| IDENTIFIER | POPULATION | CRIME RATE | TOTAL OFFEN | TOTAL CLEARED | PERCENT CLEARED | MURDER | RAPE | ROBBERY | FEL ASHLT | BREAK ENTER | LARCENY THEFT | M/V THEFT |
|-------------------|------------|------------|-------------|---------------|-----------------|--------|-------|---------|-----------|-------------|---------------|-----------|
| MARION CITY TOTAL | 58,285 | 16.66 | 972 | 132 | 13.58 | 1 | 8 | 14 | 25 | 199 | 662 | 63 |
| | 57,958 | 21.26 | 1233 | 170 | 13.78 | 2 | 7 | -24 | 65 | 296 | 780 | 59 |
| NUMERICAL CHANGE | .6+ | 4.60- | 261- | 38- | .20- | 1- | 1+ | 10- | 40- | 97- | 118- | 4+ |
| PERCENT CHANGE | .6+ | 21.6- | 21.2- | 22.4- | 1.5- | 50.0- | 14.3+ | 41.7- | 61.5- | 32.8- | 15.1- | 6.8+ |

WEST VIRGINIA U C R CRIME INDEX REPORT

| IDENTIFIER | POPULATION | CRIME RATE | TOTAL OFFEN | TOTAL CLEARED | PERCENT CLEARED | MURDER | RAPE | ROBBERY | FEL ASSLT | BREAK ENTER | LARCENY THEFT | H/V THEFT |
|---------------------|------------|------------|-------------|---------------|-----------------|--------|--------|---------|-----------|-------------|---------------|-----------|
| RURAL | 34,365 | 8.66 | 298 | 36 | 12.08 | 0 | 2 | 3 | 9 | 83 | 173 | 28 |
| | 34,217 | 10.22 | 350 | 57 | 16.28 | 1 | 1 | 6 | 9 | 133 | 160 | 40 |
| NUMERICAL CHANGE | 148+ | 1.56- | 52- | 21- | 4.20- | 1- | 1+ | 3- | 0 | 50- | 13+ | 12- |
| PERCENT CHANGE | .4+ | 15.3- | 14.9- | 36.8- | 25.8- | ✕ | 100.0+ | 50.0- | .0 | 37.6- | 8.1+ | 30.0- |
| SHERIFF | 230 | 13.47 | 31 | 3 | 13.47 | 0 | 2 | 3 | 8 | 58 | 140 | 19 |
| | 251 | 18.72 | 47 | 4 | 18.72 | 1 | 1 | 4 | 8 | 100 | 109 | 28 |
| NUMERICAL CHANGE | 21- | 5.25- | 16- | 1- | 5.25- | 1- | 1+ | 1- | 0 | 42- | 31+ | 9- |
| PERCENT CHANGE | 8.4- | 34.0- | 28.0- | ✕ | 100.0+ | 25.0- | 42.0- | 28.4+ | .0 | 42.0- | 28.4+ | 32.1- |
| STATE POLICE | 68 | 7.35 | 5 | 0 | 7.35 | 0 | 0 | 0 | 1 | 25 | 33 | 9 |
| | 99 | 10.10 | 10 | 0 | 10.10 | 0 | 0 | 2 | 1 | 33 | 51 | 12 |
| NUMERICAL CHANGE | 31- | 2.75- | 5- | 0 | 2.75- | 0 | 0 | 2- | 0 | 8- | 18- | 3- |
| PERCENT CHANGE | 31.3- | 50.0- | 27.2- | ✕ | 0 | ✕ | 24.2- | 35.3- | .0 | 24.2- | 35.3- | 25.0- |
| MUNICIPAL | 23,920 | 28.17 | 674 | 96 | 14.24 | 1 | 6 | 11 | 16 | 116 | 489 | 35 |
| | 23,741 | 37.19 | 883 | 113 | 12.79 | 1 | 6 | 18 | 56 | 163 | 620 | 19 |
| NUMERICAL CHANGE | 179+ | 9.02- | 209- | 17- | 1.45+ | 0 | 0 | 7- | 40- | 47- | 131- | 16+ |
| PERCENT CHANGE | .8+ | 24.3- | 23.7- | 15.0- | 11.3+ | .0 | .0 | 38.9- | 71.4- | 28.8- | 21.1- | 84.2+ |
| FAIRMONT PD | 20,694 | 31.11 | 644 | 82 | 12.73 | 1 | 5 | 10 | 16 | 109 | 469 | 34 |
| | 20,534 | 41.63 | 851 | 106 | 12.45 | 1 | 5 | 16 | 54 | 157 | 604 | 14 |
| NUMERICAL CHANGE | 160+ | 10.32- | 207- | 24- | .28+ | 0 | 0 | 6- | 38- | 48- | 135- | 20+ |
| PERCENT CHANGE | .8+ | 24.9- | 24.3- | 22.6- | 2.2+ | .0 | .0 | 37.5- | 70.4- | 30.6- | 22.4- | 142.9+ |
| MANNINGTON PD | 2,186 | 12.80 | 28 | 13 | 46.42 | 0 | 1 | 1 | 0 | 6 | 19 | 1 |
| | 2,175 | 12.41 | 27 | 7 | 25.92 | 0 | 1 | 1 | 2 | 6 | 12 | 5 |
| NUMERICAL CHANGE | 11+ | 3.39+ | 1+ | 6+ | 20.50+ | 0 | 0 | 0 | 2- | 0 | 7+ | 4- |
| PERCENT CHANGE | .5+ | 3.1+ | 3.7+ | 85.7+ | 79.1+ | .0 | .0 | .0 | ✕ | .0 | 58.3+ | 80.0- |
| MONONGAH PD | 1,040 | 1.92 | 2 | 1 | 50.00 | 0 | 0 | 0 | 0 | 1 | 1 | 0 |
| | 1,032 | 4.84 | 5 | 0 | .00 | 0 | 0 | 1 | 0 | 0 | 4 | 0 |
| NUMERICAL CHANGE | 8+ | 2.92- | 3- | 1+ | 50.00+ | 0 | 0 | 1- | 0 | 1+ | 3- | 0 |
| PERCENT CHANGE | .8+ | 60.3- | 60.0- | ✕ | ✕ | ✕ | ✕ | ✕ | ✕ | ✕ | 75.0- | ✕ |
| MARSHALL CITY TOTAL | 37,609 | 22.31 | 835 | 222 | 26.58 | 3 | 4 | 6 | 14 | 219 | 543 | 46 |
| | 37,623 | 19.63 | 739 | 134 | 18.13 | 3 | 5 | 4 | 27 | 204 | 433 | 63 |
| NUMERICAL CHANGE | 214- | 2.68+ | 96+ | 88+ | 8.45+ | 0 | 1- | 2+ | 13- | 15+ | 110+ | 17- |
| PERCENT CHANGE | .6- | 13.7+ | 13.0+ | 65.7+ | 46.6+ | .0 | 20.0- | 50.0+ | 48.1- | 7.4+ | 25.4+ | 27.0- |
| RURAL | 20,116 | 8.25 | 166 | 49 | 29.51 | 2 | 4 | 2 | 8 | 77 | 62 | 11 |
| | 20,328 | 11.36 | 231 | 53 | 22.94 | 0 | 4 | 3 | 20 | 81 | 101 | 22 |
| NUMERICAL CHANGE | 212- | 3.11- | 65- | 4- | 6.57+ | 2+ | 0 | 1- | 12- | 4- | 39- | 11- |
| PERCENT CHANGE | 1.0- | 27.4- | 28.1- | 7.5- | 28.6+ | ✕ | .0 | 33.3- | 60.0- | 4.9- | 38.6- | 50.0- |
| SHERIFF | 153 | 28.75 | 44 | 4 | 28.75 | 1 | 4 | 2 | 7 | 68 | 61 | 10 |
| | 200 | 19.00 | 38 | 6+ | 9.75+ | 1+ | 4 | 2 | 14 | 73 | 86 | 21 |
| NUMERICAL CHANGE | 47- | 9.75+ | 6+ | 0 | 0 | 0 | 0 | 0 | 7- | 5- | 25- | 11- |
| PERCENT CHANGE | 23.5- | 15.8+ | 51.3+ | ✕ | .0 | ✕ | .0 | 50.0- | 6.8- | 29.1- | 52.4- | ✕ |

PART I OFFENSES

WEST VIRGINIA U C R CRIME INDEX REPORT

| IDENTIFIER | POPULATION | CRIME RATE | TOTAL OFFENSES | TOTAL CLEARED | PERCENT CLEARED | MURDER | RAPE | ROBBERY | FEL ASLT | BREAK ENTER | LARCENY THEFT | M/V THEFT |
|------------------|------------|------------|----------------|---------------|-----------------|--------|------|---------|----------|-------------|---------------|-----------|
| STATE POLICE | 17,293 | 38.68 | 669 | 173 | 25.85 | 1 | 0 | 0 | 1 | 9 | 1 | 1 |
| 94 | 17,295 | 29.37 | 508 | 15 | 48.38 | 0 | 0 | 1 | 6 | 8 | 15 | 1 |
| NUMERICAL CHANGE | | 9.31+ | 161+ | 10- | 9.92- | 1+ | 0 | 1- | 5- | 1+ | 14- | 0 |
| PERCENT CHANGE | | 58.1- | 66.7- | 20.5- | | * | * | * | 83.3- | 12.5+ | 93.3- | .0 |
| MUNICIPAL | 17,293 | 38.68 | 669 | 173 | 25.85 | 1 | 0 | 4 | 6 | 142 | 481 | 35 |
| 94 | 17,295 | 29.37 | 508 | 81 | 15.94 | 3 | 1 | 1 | 7 | 123 | 332 | 41 |
| NUMERICAL CHANGE | | 9.31+ | 161+ | 92+ | 9.91+ | 2- | 1- | 3+ | 1- | 19+ | 149+ | 6- |
| PERCENT CHANGE | | 31.7+ | 113.6+ | 62.2+ | 66.7- | * | * | 300.0+ | 14.3- | 15.4+ | 44.9+ | 14.6- |
| BENWOOD PD | 1,610 | 68.32 | 110 | 105 | 95.45 | 0 | 0 | 0 | 0 | 1 | 109 | 0 |
| 94 | 1,604 | 16.20 | 26 | 25 | 96.15 | 0 | 0 | 0 | 0 | 0 | 26 | 0 |
| NUMERICAL CHANGE | | 52.12+ | 84+ | 80+ | .70- | 0 | 0 | 0 | 0 | 1+ | 83+ | 0 |
| PERCENT CHANGE | | 321.7+ | 323.1+ | 320.0+ | .7- | | | | | * | 319.2+ | |
| CAMERON PD | 1,184 | 2.53 | 3 | 2 | 66.66 | 0 | 0 | 0 | 0 | 1 | 0 | 2 |
| 94 | 1,138 | 4.39 | 5 | 0 | .00 | 0 | 0 | 0 | 0 | 2 | 3 | 0 |
| NUMERICAL CHANGE | | 1.86- | 2- | 2+ | 66.66+ | 0 | 0 | 0 | 0 | 1- | 3- | 2+ |
| PERCENT CHANGE | | 42.4- | 40.0- | * | | | | | | 50.0- | * | * |
| GLEN DALE PD | 1,613 | 14.87 | 24 | 1 | 4.16 | 0 | 0 | 0 | 1 | 3 | 18 | 2 |
| 94 | 1,570 | 17.83 | 28 | 3 | 10.71 | 0 | 0 | 0 | 0 | 1 | 24 | 2 |
| NUMERICAL CHANGE | | 2.96- | 4- | 2- | 6.55- | 0 | 1- | 0 | 1+ | 2+ | 6- | 0 |
| PERCENT CHANGE | | 16.6- | 14.3- | 66.7- | 61.2- | * | * | * | 200.0+ | 25.0- | | .0 |
| MCMECHAN PD | 2,050 | 12.68 | 26 | 3 | 11.53 | 1 | 0 | 0 | 1 | 15 | 9 | 0 |
| 94 | 2,080 | 11.05 | 23 | 1 | 4.34 | 0 | 0 | 0 | 1 | 3 | 19 | 0 |
| NUMERICAL CHANGE | | 1.63+ | 3+ | 2+ | 7.19+ | 1+ | 0 | 0 | 0 | 12+ | 10- | 0 |
| PERCENT CHANGE | | 14.8+ | 13.0+ | 200.0+ | 165.7+ | * | * | * | .0 | 400.0+ | 52.6- | |
| MOUNDSVILLE PD | 10,836 | 46.69 | 506 | 62 | 12.25 | 0 | 0 | 4 | 4 | 122 | 345 | 31 |
| 94 | 10,903 | 39.06 | 426 | 52 | 12.20 | 3 | 0 | 1 | 6 | 117 | 260 | 39 |
| NUMERICAL CHANGE | | 7.63+ | 80+ | 10+ | .05+ | 3- | 0 | 3+ | 2- | 5+ | 85+ | 8- |
| PERCENT CHANGE | | 19.5+ | 18.8+ | 19.2+ | .4+ | * | * | 300.0+ | 33.3- | 4.3+ | 32.7+ | 20.5- |
| MASON CTY | 25,426 | 13.80 | 351 | 65 | 18.51 | 2 | 0 | 1 | 20 | 87 | 214 | 27 |
| 94 | 25,090 | 14.02 | 352 | 59 | 16.76 | 1 | 0 | 1 | 8 | 98 | 210 | 34 |
| NUMERICAL CHANGE | | 1.22- | 1- | 6+ | 1.75+ | 1+ | 0 | 0 | 12+ | 11- | 4+ | 7- |
| PERCENT CHANGE | | 1.6- | 3- | 10.2+ | 100.0+ | * | * | .0 | 150.0+ | 11.2- | 1.9+ | 20.6- |
| RURAL | 17,666 | 10.13 | 179 | 50 | 27.93 | 2 | 0 | 1 | 20 | 44 | 94 | 18 |
| 94 | 17,485 | 11.55 | 202 | 36 | 17.82 | 1 | 0 | 1 | 4 | 72 | 104 | 20 |
| NUMERICAL CHANGE | | 1.42- | 23- | 14+ | 10.11+ | 1+ | 0 | 0 | 16+ | 28- | 10- | 2- |
| PERCENT CHANGE | | 12.3- | 11.4- | 38.9+ | 56.7+ | 100.0+ | * | .0 | 400.0+ | 38.9- | 9.6- | 10.0- |
| SHERIFF | 149 | 20.13 | 30 | 2 | 20.13 | 2 | 0 | 1 | 10 | 34 | 86 | 16 |
| 94 | 156 | 17 | 13+ | 17 | 10.89 | 1 | 0 | 1 | 10 | 47 | 92 | 15 |
| NUMERICAL CHANGE | | 9.24+ | 1+ | 9 | 9.24+ | 1+ | 0 | 0 | 10+ | 13- | 6- | 1+ |
| PERCENT CHANGE | | 4.5- | 76.5+ | 84.8+ | 100.0+ | * | * | .0 | * | 27.7- | 6.5- | 6.7+ |

WEST VIRGINIA U C R CRIME INDEX REPORT

| IDENTIFIER | POPULATION | CRIME RATE | TOTAL OFFEN | TOTAL CLEARED | PERCENT CLEARED | MURDER | RAPE | ROBBERY | FEL ASSLT | BREAK ENTER | LARCENY THEFT | M/V THEFT |
|----------------------|------------|------------|-------------|---------------|-----------------|--------|--------|---------|-----------|-------------|---------------|-----------|
| STATE POLICE 95 | 30 | 66.66 | 20 | 20 | 66.66 | 0 | 0 | 0 | 10 | 10 | 8 | 2 |
| NUMERICAL CHANGE 94 | 46 | 41.30 | 19 | 19 | 41.30 | 0 | 0 | 0 | 4 | 25 | 12 | 5 |
| PERCENT CHANGE | 16- | 25.36+ | 1+ | 1+ | 25.36+ | 0 | 0 | 0 | 6+ | 15- | 4- | 3- |
| | 34.8- | 61.4+ | 5.3+ | 5.3+ | 61.4+ | 0 | 0 | 0 | 150.0+ | 60.0- | 33.3- | 60.0- |
| MUNICIPAL 95 | 172 | 8.72 | 15 | 15 | 8.72 | 0 | 0 | 0 | 0 | 43 | 120 | 9 |
| NUMERICAL CHANGE 94 | 150 | 15.33 | 23 | 23 | 15.33 | 0 | 0 | 0 | 4 | 26 | 106 | 14 |
| PERCENT CHANGE | 22+ | 6.61- | 8- | 8- | 6.61- | 0 | 0 | 0 | 4- | 17+ | 14+ | 5- |
| | 14.7+ | 43.1- | 34.8- | 34.8- | 43.1- | 0 | 0 | 0 | 4- | 65.4+ | 13.2+ | 35.7- |
| | 2.0+ | 51.0- | 50.0- | 50.0- | 51.0- | 0 | 0 | 0 | 4- | 32.0+ | 3.8+ | 38.5- |
| POINT PLEASANT PD 95 | 149 | 7.38 | 11 | 11 | 7.38 | 0 | 0 | 0 | 0 | 33 | 108 | 8 |
| NUMERICAL CHANGE 94 | 146 | 15.06 | 22 | 22 | 15.06 | 0 | 0 | 0 | 0 | 25 | 104 | 13 |
| PERCENT CHANGE | 1.00+ | 7.68- | 3+ | 3+ | 7.68- | 0 | 0 | 0 | 4- | 8+ | 4+ | 5- |
| | 3.4+ | 51.0- | 50.0- | 50.0- | 51.0- | 0 | 0 | 0 | 4- | 32.0+ | 3.8+ | 38.5- |
| | 2.1+ | 51.0- | 50.0- | 50.0- | 51.0- | 0 | 0 | 0 | 4- | 32.0+ | 3.8+ | 38.5- |
| NEW HAVEN PD 95 | 11 | 9.09 | 1 | 1 | 9.09 | 0 | 0 | 0 | 0 | 5 | 6 | 0 |
| NUMERICAL CHANGE 94 | 3 | 33.33 | 1 | 1 | 33.33 | 0 | 0 | 0 | 0 | 0 | 2 | 1 |
| PERCENT CHANGE | 8+ | 24.24- | 0 | 0 | 24.24- | 0 | 0 | 0 | 0 | 5+ | 4+ | 1- |
| | 266.7+ | 72.7- | 0 | 0 | 72.7- | 0 | 0 | 0 | 0 | 4+ | 200.0+ | 4 |
| | 1100.0+ | 72.7- | 0 | 0 | 72.7- | 0 | 0 | 0 | 0 | 4+ | 200.0+ | 4 |
| MASON PD 95 | 12 | 25.00 | 3 | 3 | 25.00 | 0 | 0 | 0 | 0 | 5 | 6 | 1 |
| NUMERICAL CHANGE 94 | 1 | 0.00 | 0 | 0 | 0.00 | 0 | 0 | 0 | 0 | 1 | 0 | 0 |
| PERCENT CHANGE | 11+ | 25.00+ | 3+ | 3+ | 25.00+ | 0 | 0 | 0 | 0 | 4+ | 6+ | 1+ |
| | 1100.0+ | 72.7- | 0 | 0 | 72.7- | 0 | 0 | 0 | 0 | 4+ | 200.0+ | 4 |
| | 1100.0+ | 72.7- | 0 | 0 | 72.7- | 0 | 0 | 0 | 0 | 4+ | 200.0+ | 4 |
| MERCER CTY TOTAL 95 | 1284 | 22.27 | 286 | 286 | 22.27 | 6 | 11 | 21 | 104 | 362 | 677 | 103 |
| NUMERICAL CHANGE 94 | 1388 | 22.91 | 318 | 318 | 22.91 | 2 | 3 | 25 | 131 | 365 | 753 | 109 |
| PERCENT CHANGE | 104- | 6.4- | 32- | 32- | 6.4- | 4+ | 8+ | 4- | 27- | 3- | 76- | 6- |
| | 7.5- | 2.8- | 10.1- | 10.1- | 2.8- | 200.0+ | 266.7+ | 16.0- | 20.6- | 8- | 10.1- | 5.5- |
| | 7.0- | 2.8- | 10.1- | 10.1- | 2.8- | 200.0+ | 266.7+ | 16.0- | 20.6- | 8- | 10.1- | 5.5- |
| RURAL 95 | 605 | 28.76 | 174 | 174 | 28.76 | 2 | 10 | 2 | 61 | 214 | 242 | 74 |
| NUMERICAL CHANGE 94 | 562 | 24.37 | 137 | 137 | 24.37 | 2 | 2 | 5 | 71 | 182 | 227 | 73 |
| PERCENT CHANGE | 43+ | 4.59+ | 37+ | 37+ | 4.59+ | 0 | 8+ | 3- | 10- | 32+ | 15+ | 1+ |
| | 7.7+ | 18.0+ | 27.0+ | 27.0+ | 18.0+ | 0 | 400.0+ | 60.0- | 14.1- | 17.6+ | 6.6+ | 1.4+ |
| SHERIFF 95 | 480 | 19.79 | 95 | 95 | 19.79 | 1 | 0 | 0 | 56 | 167 | 200 | 56 |
| NUMERICAL CHANGE 94 | 470 | 19.78 | 93 | 93 | 19.78 | 1 | 0 | 1 | 61 | 147 | 202 | 58 |
| PERCENT CHANGE | 10+ | .01+ | 2+ | 2+ | .01+ | 0 | 0 | 1- | 5- | 20+ | 2- | 2- |
| | 2.1+ | .1+ | 2.2+ | 2.2+ | .1+ | 0 | 0 | 4 | 8.2- | 13.6+ | 1.0- | 3.4- |
| STATE POLICE 95 | 125 | 63.20 | 79 | 79 | 63.20 | 1 | 10 | 2 | 5 | 47 | 42 | 18 |
| NUMERICAL CHANGE 94 | 92 | 47.82 | 44 | 44 | 47.82 | 1 | 2 | 4 | 10 | 35 | 25 | 15 |
| PERCENT CHANGE | 33+ | 15.38+ | 35+ | 35+ | 15.38+ | 0 | 8+ | 2- | 5- | 12+ | 17+ | 3+ |
| | 35.9+ | 32.2+ | 79.5+ | 79.5+ | 32.2+ | 0 | 400.0+ | 50.0- | 50.0- | 34.3+ | 68.0+ | 20.0+ |
| MUNICIPAL 95 | 679 | 16.49 | 112 | 112 | 16.49 | 4 | 1 | 19 | 43 | 148 | 435 | 29 |
| NUMERICAL CHANGE 94 | 826 | 21.91 | 181 | 181 | 21.91 | 0 | 1 | 20 | 60 | 183 | 526 | 36 |
| PERCENT CHANGE | 147- | 5.42- | 69- | 69- | 5.42- | 4+ | 0 | 1- | 17- | 35- | 91- | 7- |
| | 17.8- | 24.7- | 38.1- | 38.1- | 24.7- | 0 | 0 | 5.0- | 28.3- | 19.1- | 17.3- | 19.4- |
| | 17.8- | 24.7- | 38.1- | 38.1- | 24.7- | 0 | 0 | 5.0- | 28.3- | 19.1- | 17.3- | 19.4- |

PART I OFFENSES

PART I OFFENSES

WEST VIRGINIA U C R CRIME INDEX REPORT

| IDENTIFIER | POPULATION | CRIME RATE | TOTAL OFFEN | TOTAL CLEARED | PERCENT CLEARED | MURDER | RAPE | ROBBERY | FEL ASHLT | BREAK ENTER | LARCENY THEFT | M/V THEFT |
|----------------------|------------|------------|-------------|---------------|-----------------|--------|-------|---------|-----------|-------------|---------------|-----------|
| BLUEFIELD PD | 12,634 | 26.19 | 331 | 33 | 9.96 | 3 | 0 | 11 | 23 | 102 | 184 | 8 |
| NUMERICAL CHANGE | 12,832 | 27.74 | 356 | 58 | 16.29 | 0 | 0 | 9 | 33 | 115 | 181 | 18 |
| PERCENT CHANGE | 1.5- | 5.6- | 7.0- | 43.1- | 38.9- | * | 0 | 22.2+ | 30.3- | 11.3- | 1.7+ | 55.6- |
| PRINCETON PD | 7,222 | 43.89 | 317 | 76 | 23.97 | 1 | 1 | 8 | 20 | 30 | 237 | 20 |
| NUMERICAL CHANGE | 7,190 | 59.66 | 429 | 123 | 28.67 | 0 | 1 | 11 | 27 | 49 | 323 | 18 |
| PERCENT CHANGE | .4+ | 26.4- | 26.1- | 38.2- | 16.4- | * | .0 | 27.3- | 25.9- | 38.8- | 26.6- | 11.1+ |
| CONCORD COL SECURITY | 750 | 41.33 | 31 | 3 | 9.67 | 0 | 0 | 0 | 0 | 16 | 14 | 1 |
| NUMERICAL CHANGE | 1,032 | 39.72 | 41 | 0 | .00 | 0 | 0 | 0 | 0 | 19 | 22 | 0 |
| PERCENT CHANGE | 282- | 1.61+ | 10- | 3+ | 9.67+ | 0 | 0 | 0 | 0 | 3- | 8- | 1+ |
| MINERAL CITY | 27,330 | 16.20 | 443 | 132 | 29.79 | 1 | 2 | 1 | 24 | 106 | 290 | 19 |
| TOTAL | 27,163 | 18.03 | 490 | 97 | 19.79 | 2 | 4 | 3 | 21 | 148 | 280 | 32 |
| NUMERICAL CHANGE | 167+ | 1.83- | 47- | 35+ | 10.00+ | 1- | 2- | 2- | 3+ | 42- | 10+ | 13- |
| PERCENT CHANGE | .6+ | 10.1- | 9.6- | 36.1+ | 50.5+ | 50.0- | 50.0- | 66.7- | 14.3+ | 28.4- | 3.6+ | 40.6- |
| RURAL | 20,366 | 8.15 | 166 | 48 | 28.91 | 0 | 2 | 0 | 21 | 70 | 62 | 11 |
| NUMERICAL CHANGE | 20,187 | 11.04 | 223 | 27 | 12.10 | 1 | 2 | 1 | 17 | 106 | 77 | 19 |
| PERCENT CHANGE | .9+ | 2.89- | 57- | 21+ | 16.81+ | 1- | .0 | 1- | 4+ | 36- | 15- | 8- |
| SHERIFF | 95 | 31 | 9 | 9 | 29.03 | 0 | 1 | 0 | 2 | 16 | 11 | 1 |
| NUMERICAL CHANGE | 94 | 21 | 13 | 4- | 61.90 | 0 | 1 | 0 | 4 | 5 | 7 | 4 |
| PERCENT CHANGE | 47.6+ | 30.8- | 33.2- | 178.6+ | 316.7+ | * | .0 | 50.0- | 220.0+ | 57.1+ | 75.0- | |
| STATE POLICE | 6,964 | 39.77 | 277 | 84 | 30.32 | 1 | 0 | 1 | 3 | 36 | 228 | 8 |
| NUMERICAL CHANGE | 6,976 | 38.27 | 267 | 70 | 26.21 | 1 | 2 | 2 | 4 | 42 | 203 | 13 |
| PERCENT CHANGE | .2- | 3.9+ | 3.7+ | 20.0+ | 15.7+ | .0 | 2- | 1- | 1- | 6- | 25+ | 5- |
| MUNICIPAL | 5,952 | 41.49 | 247 | 75 | 30.36 | 1 | 0 | 1 | 2 | 22 | 215 | 6 |
| NUMERICAL CHANGE | 5,909 | 40.27 | 238 | 64 | 26.89 | 1 | 0 | 1 | 0 | 32 | 190 | 11 |
| PERCENT CHANGE | .7+ | 3.0+ | 3.8+ | 17.2+ | 12.9+ | .0 | 2- | 1- | 2+ | 10- | 25+ | 5- |
| PIEDMONT PD | 1,012 | 29.64 | 30 | 9 | 30.00 | 0 | 0 | 0 | 1 | 14 | 13 | 2 |
| NUMERICAL CHANGE | 1,067 | 27.17 | 29 | 6 | 20.68 | 0 | 0 | 0 | 4 | 10 | 13 | 0 |
| PERCENT CHANGE | 5.2- | 9.1+ | 3.4+ | 50.0+ | 45.1+ | 0 | 0 | 0 | 3- | 4+ | 0 | .0 |

WEST VIRGINIA U C R CRIME INDEX REPORT I

| IDENTIFIER | POPULATION | CRIME RATE | TOTAL OFFEN | TOTAL CLEARED | PERCENT CLEARED | MURDER | RAPE | ROBBERY | FEL ASHLT | BREAK ENTER | LARCENY THEFT | M/V THEFT |
|-----------------------|------------|------------|-------------|---------------|-----------------|--------|-------|---------|-----------|-------------|---------------|-----------|
| MINGO CITY | 34,057 | 13.97 | 476 | 123 | 25.84 | 5 | 1 | 4 | 72 | 115 | 193 | 86 |
| | 33,839 | 13.82 | 468 | 107 | 22.86 | 4 | 1 | 10 | 46 | 128 | 216 | 63 |
| | 218+ | .15+ | 8+ | 16+ | 2.98+ | 1+ | 0 | 6- | 26+ | 13- | 23- | 23+ |
| | .6+ | 1.1+ | 1.7+ | 15.0+ | 13.0+ | 25.0+ | .0 | 60.0- | 56.5+ | 10.2- | 10.6- | 36.5+ |
| RURAL | 28,176 | 12.27 | 346 | 86 | 24.85 | 5 | 1 | 3 | 58 | 93 | 116 | 70 |
| | 28,100 | 12.77 | 359 | 77 | 21.44 | 4 | 0 | 4 | 43 | 96 | 155 | 57 |
| | 76+ | .50- | 13- | 9+ | 3.41+ | 1+ | 1+ | 1- | 15+ | 3- | 59- | 13+ |
| | .3+ | 3.9- | 3.6- | 11.7+ | 15.9+ | 25.0+ | * | 25.0- | 34.9+ | 3.1- | 25.2- | 22.8+ |
| SHERIFF | 95 | | 103 | 31 | 30.09 | 4 | 0 | 1 | 21 | 22 | 43 | 12 |
| | 94 | | 175 | 36 | 20.57 | 3 | 0 | 1 | 19 | 39 | 91 | 22 |
| | | | 72- | 5- | 9.52+ | 1+ | 0 | 0 | 2+ | 17- | 48- | 10- |
| | | | 41.1- | 13.9- | 46.3+ | 33.3+ | .0 | .0 | 10.5+ | 43.6- | 52.7- | 45.5- |
| STATE POLICE | 95 | | 243 | 55 | 22.63 | 1 | 1 | 2 | 37 | 71 | 73 | 58 |
| | 94 | | 184 | 41 | 22.28 | 1 | 0 | 3 | 24 | 57 | 64 | 35 |
| | | | 59+ | 14+ | .35+ | 0 | 1+ | 1- | 13+ | 14+ | 9+ | 23+ |
| | | | 32.1+ | 34.1+ | 1.6+ | .0 | * | 33.3- | 54.2+ | 24.6+ | 14.1+ | 65.7+ |
| MUNICIPAL | 5,881 | 22.10 | 130 | 37 | 28.46 | 0 | 0 | -1 | 14 | 22 | 77 | 16 |
| | 5,739 | 18.99 | 109 | 30 | 27.52 | 0 | 1 | 6 | 3 | 32 | 61 | 6 |
| | 142+ | 3.11+ | 21+ | 7+ | .94+ | 0 | 1- | 5- | 11+ | 10- | 16+ | 10+ |
| | 2.5+ | 16.4+ | 19.3+ | 23.3+ | 3.4+ | 0 | * | 83.3- | 366.7+ | 31.3- | 26.2+ | 166.7+ |
| WILLIAMSON PD | 4,179 | 25.36 | 106 | 27 | 25.47 | 0 | 0 | 1 | 10 | 14 | 71 | 10 |
| | 4,090 | 22.00 | 90 | 20 | 22.22 | 0 | 0 | 5 | 3 | 20 | 58 | 4 |
| | 89+ | 3.36+ | 16+ | 7+ | 3.25+ | 0 | 0 | 4- | 7+ | 6- | 13+ | 6+ |
| | 2.2+ | 15.3+ | 17.8+ | 35.0+ | 14.6+ | 0 | 0 | 80.0- | 233.3+ | 30.0- | 22.4+ | 150.0+ |
| KERMIT PD | 344 | 49.41 | 17 | 8 | 47.05 | 0 | 0 | 0 | 2 | 5 | 5 | 5 |
| | 351 | 39.88 | 14 | 8 | 57.14 | 0 | 1 | 0 | 0 | 8 | 3 | 2 |
| | 7- | 9.53+ | 3+ | 0 | 10.09- | 0 | 1- | 0 | 2+ | 3- | 2+ | 3+ |
| | 2.0- | 23.9+ | 21.4+ | .0 | 17.7- | 0 | * | 0 | * | 37.5- | 66.7+ | 150.0+ |
| DELBARTON PD | 730 | 9.58 | 7 | 2 | 28.57 | 0 | 0 | 0 | 2 | 3 | 1 | 1 |
| | 687 | 2.91 | 2 | 1 | 50.00 | 0 | 0 | 0 | 0 | 2 | 0 | 0 |
| | 45+ | 6.67+ | 5+ | 1+ | 21.43- | 0 | 0 | 0 | 2+ | 1+ | 1+ | 1+ |
| | 6.3+ | 229.2+ | 250.0+ | 100.0+ | 42.9- | 0 | 0 | 0 | * | 50.0+ | * | * |
| MATEMAN PD | 628 | .00 | 0 | 0 | .00 | 0 | 0 | 0 | 0 | 0 | 0 | 0 |
| | 611 | 4.90 | 3 | 1 | 33.33 | 0 | 0 | 1 | 0 | 2 | 0 | 0 |
| | 17+ | 4.90- | 3- | 1- | 33.33- | 0 | 0 | 1- | 0 | 2- | 0 | 0 |
| | 2.8+ | .0 | * | * | * | 0 | 0 | * | * | * | * | * |
| MONONGALIA CITY TOTAL | 78,296 | 35.79 | 2803 | 384 | 13.69 | 2 | 29 | 25 | 81 | 652 | 1865 | 149 |
| | 78,055 | 36.80 | 2873 | 462 | 16.08 | 1 | 23 | 18 | 96 | 548 | 2037 | 150 |
| | 241+ | 1.01- | 70- | 78- | 2.39- | 1+ | 6+ | 7+ | 15- | 104+ | 172- | 1- |
| | .3+ | 2.7- | 2.4- | 16.9- | 14.9- | 100.0+ | 26.1+ | 38.9+ | 15.6- | 19.0+ | 8.4- | .7- |

PART I OFFENSES

PART I OFFENSES

WEST VIRGINIA U C R CRIME INDEX REPORT

| IDENTIFIER | POPULATION | CRIME RATE | TOTAL OFFEN | PERCENT CLEARED | MURDER | RAPE | ROBBERY | FEL ASHLT | BREAK ENTER | LARCENY THEFT | M/V THEFT |
|---------------------|------------|------------|-------------|-----------------|----------|--------|---------|-----------|-------------|---------------|-----------|
| RURAL | 41,699 | 17.79 | 742 | 42 | 2 | 6 | 2 | 3 | 261 | 385 | 83 |
| NUMERICAL CHANGE | 41,443 | 17.55 | 728 | 60 | 1 | 4 | 3 | 10 | 201 | 435 | 74 |
| PERCENT CHANGE | 256+ | .24+ | 14+ | 18- | 1+ | 2+ | 1- | 7- | 60+ | 50- | 9+ |
| | .6+ | 1.4+ | 1.9+ | 30.0- | 100.0+ | 50.0+ | 33.3- | 70.0- | 29.9+ | 11.5- | 12.2+ |
| SHERIFF | 358 | 3.91 | 14 | 3 | 2 | 4 | 2 | 1 | 86 | 246 | 17 |
| NUMERICAL CHANGE | 377 | 4.77 | 18 | 4 | 2 | 2 | 3 | 7 | 95 | 256 | 14 |
| PERCENT CHANGE | 19- | .86- | 4- | 18.0- | 2+ | 2+ | 1- | 6- | 9- | 10- | 3+ |
| | 5.0- | 22.2- | 22.2- | 18.0- | * 100.0+ | 33.3- | 85.7- | 9.5- | 9.5- | 3.9- | 21.4+ |
| STATE POLICE | 384 | 7.29 | 28 | 2 | 0 | 2 | 0 | 2 | 175 | 139 | 66 |
| NUMERICAL CHANGE | 351 | 11.96 | 42 | 11 | 1 | 2 | 0 | 3 | 106 | 179 | 60 |
| PERCENT CHANGE | 33+ | 4.67- | 14- | 39.0- | 1- | 0 | 0 | 1- | 69+ | 40- | 6+ |
| | 9.4+ | 33.3- | 33.3- | 39.0- | * 0 | .0 | 33.3- | 65.1+ | 65.1+ | 22.3- | 10.0+ |
| MUNICIPAL | 36,597 | 56.30 | 2061 | 342 | 0 | 23 | 23 | 78 | 391 | 1480 | 66 |
| NUMERICAL CHANGE | 36,612 | 58.57 | 2145 | 402 | 0 | 19 | 15 | 86 | 347 | 1602 | 76 |
| PERCENT CHANGE | 15- | 2.27- | 84- | 60- | 0 | 4+ | 8+ | 8- | 44+ | 122- | 10- |
| | .0- | 3.9- | 3.9- | 14.9- | 0 | 21.1+ | 53.3+ | 9.3- | 12.7+ | 7.6- | 13.2- |
| MORJANTOWN PD | 26,604 | 52.72 | 1403 | 268 | 0 | 19 | 17 | 64 | 310 | 944 | 49 |
| NUMERICAL CHANGE | 26,870 | 52.16 | 1402 | 271 | 0 | 13 | 13 | 77 | 259 | 981 | 59 |
| PERCENT CHANGE | 266- | .56+ | 1+ | 3- | 0 | 6+ | 6+ | 13- | 51+ | 37- | 10- |
| | 1.0- | 1.1+ | 1.1- | 1.1- | 0 | 46.2+ | 30.8+ | 16.9- | 19.7+ | 3.8- | 16.9- |
| STAR CITY PD | 1,166 | 65.17 | 76 | 33 | 0 | 1 | 2 | 1 | 7 | 64 | 1 |
| NUMERICAL CHANGE | 1,182 | 113.36 | 134 | 61 | 0 | 1 | 1 | 0 | 6 | 117 | 9 |
| PERCENT CHANGE | 16- | 48.19- | 58- | 28- | 0 | 0 | 1+ | 1+ | 1+ | 53- | 8- |
| | 1.4- | 42.5- | 43.3- | 45.9- | 0 | .0 | 100.0+ | * 16.7+ | 16.7+ | 45.3- | 88.9- |
| WESTOVER PD | 4,093 | 43.48 | 178 | 30 | 0 | 2 | 0 | 6 | 18 | 145 | 7 |
| NUMERICAL CHANGE | 4,190 | 45.34 | 190 | 41 | 0 | 1 | 0 | 1 | 33 | 152 | 3 |
| PERCENT CHANGE | 97- | 1.86- | 12- | 11- | 0 | 1+ | 0 | 5+ | 15- | 7- | 4+ |
| | 2.3- | 4.1- | 6.3- | 26.8- | 0 | 100.0+ | 500.0+ | 45.5- | 45.5- | 4.6- | 133.3+ |
| WVU SECURITY POLICE | 3,804 | 106.20 | 404 | 11 | 0 | 1 | 4 | 7 | 56 | 327 | 9 |
| NUMERICAL CHANGE | 3,480 | 117.23 | 408 | 24 | 0 | 4 | 1 | 7 | 44 | 347 | 5 |
| PERCENT CHANGE | 324+ | 11.03- | 4- | 13- | 0 | 3- | 3+ | 0 | 12+ | 20- | 4+ |
| | 9.3+ | 9.4- | 1.0- | 54.2- | 0 | 75.0- | 300.0+ | .0 | 27.3+ | 5.8- | 80.0+ |
| GRANVILLE PD | 930 | .00 | 0 | 0 | 0 | 0 | 0 | 0 | 0 | 0 | 0 |
| NUMERICAL CHANGE | 890 | 12.35 | 11 | 5 | 0 | 0 | 0 | 1 | 5 | 5 | 0 |
| PERCENT CHANGE | 40+ | 12.35- | 11- | 45.45- | 0 | 0 | 0 | * 1- | 5- | 5- | 0 |
| | 4.5+ | .0 | * 45.45- | * 45.45- | 0 | 0 | 0 | * * | * * | * * | 0 |
| MOHROE CTY | 14,129 | 5.44 | 77 | 31 | 2 | 0 | 0 | 5 | 39 | 25 | 6 |
| NUMERICAL CHANGE | 13,653 | 7.25 | 99 | 30 | 0 | 0 | 0 | 7 | 52 | 36 | 4 |
| PERCENT CHANGE | 676+ | 1.81- | 22- | 1+ | 2+ | 0 | 0 | 2- | 13- | 11- | 2+ |
| | 3.5+ | 25.0- | 22.2- | 3.3+ | * 28.6- | 25.0- | 30.6- | 50.0+ | 50.0+ | 50.0+ | 50.0+ |

WEST VIRGINIA U C R CRIME INDEX REPORT

| IDENTIFIER | POPULATION | CRIME RATE | TOTAL OFFEN | TOTAL CLEARED | PERCENT CLEARED | MURDER | RAPE | ROBBERY | FEL ASHLT | BREAK ENTER | LARCENY THEFT | M/V THEFT |
|------------------|------------|------------|-------------|---------------|-----------------|--------|--------|---------|-----------|-------------|---------------|-----------|
| RURAL | 12,754 | 4.39 | 56 | 25 | 44.64 | 2 | 0 | 0 | 5 | 30 | 14 | 5 |
| 94 | 12,417 | 5.79 | 72 | 19 | 26.38 | 0 | 0 | 0 | 3 | 42 | 23 | 4 |
| NUMERICAL CHANGE | 337+ | 1.40- | 16- | 6+ | 18.28+ | 2+ | 0 | 0 | 2+ | 12- | 9- | 1+ |
| PERCENT CHANGE | 2.7+ | 24.2- | 22.2- | 31.6+ | 69.2+ | * | * | * | 66.7+ | 28.6- | 39.1- | 25.0+ |
| SHERIFF | 95 | 22 | 2 | 2 | 9.09 | 0 | 0 | 0 | 0 | 15 | 6 | 1 |
| 94 | 39 | 17.94 | 7 | 7 | 17.94 | 0 | 0 | 0 | 2 | 22 | 13 | 2 |
| NUMERICAL CHANGE | 17- | 8.85- | 5- | 5- | 8.85- | 0 | 0 | 0 | 2- | 7- | 7- | 1- |
| PERCENT CHANGE | 43.6- | 71.4- | 49.3- | 49.3- | 49.3- | * | * | * | * | 31.8- | 53.8- | 50.0- |
| STATE POLICE | 95 | 34 | 23 | 67.64 | 2 | 0 | 0 | 0 | 5 | 15 | 8 | 4 |
| 94 | 33 | 12 | 12 | 36.36 | 0 | 0 | 0 | 1 | 20 | 10 | 2 | 2 |
| NUMERICAL CHANGE | 1+ | 11+ | 31.28+ | 31.28+ | 2+ | 0 | 0 | 4+ | 5- | 2- | 2- | 2+ |
| PERCENT CHANGE | 3.0+ | 91.7+ | 86.0+ | 86.0+ | * | * | * | 400.0+ | 25.0- | 20.0- | 100.0+ | 100.0+ |
| MUNICIPAL | 95 | 15.27 | 21 | 6 | 28.57 | 0 | 0 | 0 | 0 | 9 | 11 | 1 |
| 94 | 1,236 | 21.84 | 27 | 11 | 40.74 | 0 | 0 | 0 | 4 | 10 | 13 | 0 |
| NUMERICAL CHANGE | 139+ | 6.57- | 6- | 5- | 12.17- | 0 | 0 | 0 | 4- | 1- | 2- | 1+ |
| PERCENT CHANGE | 11.2+ | 30.1- | 22.2- | 45.5- | 29.9- | * | * | * | * | 10.0- | 15.4- | * |
| ALDERSON PD | 95 | 15.27 | 21 | 6 | 28.57 | 0 | 0 | 0 | 0 | 9 | 11 | 1 |
| 94 | 1,236 | 21.84 | 27 | 11 | 40.74 | 0 | 0 | 0 | 4 | 10 | 13 | 0 |
| NUMERICAL CHANGE | 139+ | 6.57- | 6- | 5- | 12.17- | 0 | 0 | 0 | 4- | 1- | 2- | 1+ |
| PERCENT CHANGE | 11.2+ | 30.1- | 22.2- | 45.5- | 29.9- | * | * | * | * | 10.0- | 15.4- | * |
| TOTAL | 12,988 | 19.86 | 258 | 34 | 13.17 | 0 | 0 | 1 | 2 | 120 | 131 | 4 |
| 95 | 12,869 | 19.34 | 249 | 34 | 13.65 | 1 | 1 | 1 | 2 | 108 | 122 | 14 |
| NUMERICAL CHANGE | 119+ | .52+ | 9+ | 0 | 3.5- | 1- | 0 | 0 | 0 | 12+ | 9+ | 10- |
| PERCENT CHANGE | .9+ | 2.7+ | 3.6+ | .0 | 3.5- | * | * | * | .0 | 11.1+ | 7.4+ | 71.4- |
| RURAL | 95 | 19.86 | 258 | 34 | 13.17 | 0 | 0 | 1 | 2 | 120 | 131 | 4 |
| 94 | 12,869 | 19.34 | 249 | 34 | 13.65 | 1 | 1 | 1 | 2 | 108 | 122 | 14 |
| NUMERICAL CHANGE | 119+ | .52+ | 9+ | 0 | 3.5- | 1- | 0 | 0 | 0 | 12+ | 9+ | 10- |
| PERCENT CHANGE | .9+ | 2.7+ | 3.6+ | .0 | 3.5- | * | * | * | .0 | 11.1+ | 7.4+ | 71.4- |
| SHERIFF | 95 | 112 | 9 | 8.03 | 0 | 0 | 1 | 1 | 2 | 57 | 52 | 0 |
| 94 | 76 | 5.26 | 4 | 5.26 | 1 | 0 | 1 | 0 | 0 | 45 | 27 | 2 |
| NUMERICAL CHANGE | 36+ | 2.77+ | 5+ | 2.77+ | 1- | 0 | 0 | 0 | 2+ | 12+ | 25+ | 2- |
| PERCENT CHANGE | 47.4+ | 125.0+ | 52.7+ | 52.7+ | * | * | * | .0 | * | 26.7+ | 92.6+ | * |
| STATE POLICE | 95 | 146 | 25 | 17.12 | 0 | 0 | 0 | 0 | 0 | 63 | 79 | 4 |
| 94 | 173 | 17.34 | 30 | 17.34 | 0 | 0 | 0 | 0 | 2 | 63 | 95 | 12 |
| NUMERICAL CHANGE | 27- | 5- | 5- | 22- | 0 | 1- | 0 | 0 | 2- | 0 | 16- | 8- |
| PERCENT CHANGE | 15.6- | 16.7- | 1.3- | 1.3- | * | * | * | * | * | .0 | 16.8- | 66.7- |
| NICHOLAS CTY | 95 | 27,466 | 16.01 | 99 | 22.50 | 1 | 15 | 3 | 16 | 113 | 251 | 41 |
| 94 | 27,184 | 16.36 | 445 | 112 | 25.16 | 1 | 17 | 5 | 21 | 101 | 273 | 37 |
| NUMERICAL CHANGE | 282+ | 2.1- | 1.1- | 11.6- | 10.6- | 0 | 114.3+ | 40.0- | 23.8- | 11.9+ | 8.1- | 10.8+ |
| PERCENT CHANGE | 1.0+ | 2.1- | 1.1- | 11.6- | 10.6- | * | * | * | * | * | * | * |

PART I OFFENSES

PART I OFFENSES

WEST VIRGINIA U C R CRIME INDEX REPORT

| IDENTIFIER | POPULATION | CRIME RATE | TOTAL OFFEN | TOTAL CLEARED | PERCENT CLEARED | MURDER | RAPE | ROBBERY | FEL ASHLT | BREAK ENTER | LARCENY THEFT | M/V THEFT |
|------------------|------------|------------|-------------|---------------|-----------------|--------|--------|---------|-----------|-------------|---------------|-----------|
| RURAL | 21,714 | 15.47 | 336 | 61 | 18.15 | 1 | 15 | 2 | 12 | 87 | 186 | 33 |
| 95 | 21,433 | 16.28 | 349 | 80 | 22.92 | 1 | 7 | 4 | 20 | 87 | 201 | 29 |
| 94 | 281+ | .81- | 13- | 19- | 4.77- | 0 | 8+ | 2- | 8- | 0 | 15- | 4+ |
| NUMERICAL CHANGE | 1.3+ | 5.0- | 3.7- | 23.8- | 20.8- | .0 | 114.3+ | 50.0- | 40.0- | .0 | 7.5- | 13.8+ |
| PERCENT CHANGE | | | | | | | | | | | | |
| SHERIFF | 282 | 18.43 | 52 | 18.43 | 18.43 | 0 | 15 | 2 | 10 | 67 | 161 | 27 |
| 95 | 301 | 23.25 | 70 | 23.25 | 23.25 | 1 | 7 | 4 | 18 | 75 | 175 | 21 |
| 94 | 19- | 4.82- | 18- | 4.82- | 4.82- | 1- | 8+ | 2- | 8- | 8- | 14- | 6+ |
| NUMERICAL CHANGE | 6.3- | 25.7- | 20.7- | 20.7- | 20.7- | * | 114.3+ | 50.0- | 44.4- | 10.7- | 8.0- | 28.6+ |
| PERCENT CHANGE | | | | | | | | | | | | |
| STATE POLICE | 54 | 16.66 | 9 | 16.66 | 16.66 | 1 | 0 | 0 | 2 | 20 | 25 | 6 |
| 95 | 48 | 20.83 | 10 | 20.83 | 20.83 | 0 | 0 | 0 | 2 | 12 | 26 | 8 |
| 94 | 6+ | 4.17- | 1- | 4.17- | 4.17- | 1+ | 0 | 0 | 0 | 8+ | 1- | 2- |
| NUMERICAL CHANGE | 12.5+ | 10.0- | 20.0- | 20.0- | 20.0- | * | | | .0 | 66.7+ | 3.8- | 25.0- |
| PERCENT CHANGE | | | | | | | | | | | | |
| MUNICIPAL | 5,752 | 18.08 | 104 | 38 | 36.53 | 0 | 0 | 1 | 4 | 26 | 65 | 8 |
| 95 | 5,751 | 16.69 | 96 | 32 | 33.33 | 0 | 0 | 1 | 1 | 14 | 72 | 8 |
| 94 | 1+ | 1.39+ | 8+ | 6+ | 3.20+ | 0 | 0 | 0 | 3+ | 12+ | 7- | 0 |
| NUMERICAL CHANGE | .0 | 8.3+ | 8.3+ | 18.8+ | 9.6+ | .0 | | .0 | 300.0+ | 85.7+ | 9.7- | .0 |
| PERCENT CHANGE | | | | | | | | | | | | |
| RICHMOOD PD | 2,568 | 2.33 | 6 | 5 | 83.33 | 0 | 0 | 0 | 2 | 1 | 1 | 2 |
| 95 | 2,752 | 1.81 | 5 | 3 | 60.00 | 0 | 0 | 0 | 1 | 2 | 2 | 0 |
| 94 | 184- | .52+ | 1+ | 2+ | 23.33+ | .0 | 0 | 0 | 1+ | 1- | 1- | 2+ |
| NUMERICAL CHANGE | 6.7- | 28.7+ | 20.0+ | 66.7+ | 38.9+ | | | | 100.0+ | 50.0- | 50.0- | * |
| PERCENT CHANGE | | | | | | | | | | | | |
| SUMMERSVILLE PD | 3,184 | 30.77 | 98 | 33 | 33.67 | 0 | 0 | 1 | 2 | 25 | 64 | 6 |
| 95 | 2,999 | 30.34 | 91 | 29 | 31.86 | 0 | 0 | 1 | 0 | 12 | 70 | 8 |
| 94 | 185+ | .43+ | 7+ | 4+ | 1.81+ | 0 | 0 | 0 | 2+ | 13+ | 6- | 2- |
| NUMERICAL CHANGE | 6.2+ | 1.4+ | 7.7+ | 13.8+ | 5.7+ | | | .0 | * | 108.3+ | 8.6- | 25.0- |
| PERCENT CHANGE | | | | | | | | | | | | |
| OHIO CTY | 50,176 | 29.97 | 1505 | 270 | 17.94 | 3 | 11 | 44 | 168 | 331 | 869 | 79 |
| 95 | 50,521 | 30.65 | 1549 | 280 | 18.07 | 1 | 19 | 44 | 155 | 334 | 900 | 96 |
| 94 | 345- | .68- | 44- | 10- | .13- | 2+ | 8- | 0 | 13+ | 3- | 31- | 17- |
| NUMERICAL CHANGE | .7- | 2.2- | 2.8- | 3.6- | .7- | 200.0+ | 42.1- | .0 | 8.4+ | .9- | 3.4- | 17.7- |
| PERCENT CHANGE | | | | | | | | | | | | |
| RURAL | 12,463 | 14.36 | 179 | 31 | 17.31 | 1 | 0 | 4 | 17 | 46 | 102 | 9 |
| 95 | 12,400 | 13.87 | 172 | 43 | 25.00 | 0 | 1 | 1 | 16 | 38 | 106 | 10 |
| 94 | 63+ | .49+ | 7+ | 12- | 7.69- | 1+ | 1- | 3+ | 1+ | 8+ | 4- | 1- |
| NUMERICAL CHANGE | .5+ | 3.5+ | 4.1+ | 27.9- | 30.8- | * | * | 300.0+ | 6.3+ | 21.1+ | 3.8- | 10.0- |
| PERCENT CHANGE | | | | | | | | | | | | |
| SHERIFF | 139 | 17.98 | 25 | 17.98 | 17.98 | 1 | 0 | 4 | 17 | 35 | 76 | 6 |
| 95 | 138 | 26.81 | 37 | 26.81 | 26.81 | 0 | 1 | 1 | 16 | 36 | 76 | 8 |
| 94 | 1+ | 8.83- | 12- | 8.83- | 8.83- | 1+ | 1- | 3+ | 1+ | 1- | 0 | 2- |
| NUMERICAL CHANGE | .7+ | 32.4- | 32.4- | 32.9- | 32.9- | * | * | 300.0+ | 6.3+ | 2.8- | .0 | 25.0- |
| PERCENT CHANGE | | | | | | | | | | | | |
| STATE POLICE | 40 | 15.00 | 6 | 15.00 | 15.00 | 0 | 0 | 0 | 0 | 11 | 26 | 3 |
| 95 | 34 | 17.64 | 6 | 17.64 | 17.64 | 0 | 0 | 0 | 0 | 9 | 30 | 2 |
| 94 | 6+ | 2.64- | 0 | 2.64- | 2.64- | 0 | 0 | 0 | 0 | 2 | 4- | 1+ |
| NUMERICAL CHANGE | 17.6+ | .0 | 17.6+ | 15.0- | 15.0- | | | | 450.0+ | 13.3- | 13.3- | 50.0+ |
| PERCENT CHANGE | | | | | | | | | | | | |

WEST VIRGINIA U C R CRIME INDEX REPORT

| IDENTIFIER | MUNICIPAL | POPULATION | CRIME RATE | TOTAL OFFEN | TOTAL CLEARED | PERCENT CLEARED | MURDER | RAPE | ROBBERY | FEL ASHLT | BREAK ENTER | LARCENY THEFT | M/V THEFT |
|-------------------------|-----------|------------|------------|-------------|---------------|-----------------|--------|-------|---------|-----------|-------------|---------------|-----------|
| MUNICIPAL | 95 | 37,713 | 35.15 | 1326 | 239 | 18.02 | 2 | 11 | 40 | 151 | 285 | 767 | 70 |
| NUMERICAL CHANGE | 94 | 38,121 | 36.11 | 1377 | 237 | 17.21 | 1 | 18 | 43 | 139 | 296 | 794 | 86 |
| PERCENT CHANGE | | 1.1- | 2.7- | 3.7- | .8+ | 4.7+ | 100.0+ | 38.9- | 7.0- | 8.6+ | 3.7- | 3.4- | 18.6- |
| MHEELING PD | 95 | 34,080 | 37.70 | 1285 | 234 | 18.21 | 2 | 11 | 40 | 148 | 275 | 739 | 70 |
| NUMERICAL CHANGE | 94 | 34,458 | 38.68 | 1333 | 236 | 17.70 | 1 | 18 | 43 | 139 | 282 | 764 | 86 |
| PERCENT CHANGE | | 1.1- | 2.5- | 3.6- | .8- | 2.9+ | 100.0+ | 38.9- | 7.0- | 6.5+ | 2.5- | 3.3- | 18.6- |
| BETHLEHEM PD | 95 | 2,633 | 2.65 | 7 | 1 | 14.28 | 0 | 0 | 0 | 0 | 5 | 2 | 0 |
| NUMERICAL CHANGE | 94 | 2,623 | 4.19 | 11 | 0 | .00 | 0 | 0 | 0 | 0 | 11 | 0 | 0 |
| PERCENT CHANGE | | 10+ | 1.54- | 4- | 1+ | 14.28+ | 0 | 0 | 0 | 0 | 6- | 2+ | 0 |
| WEST LIBERTY ST COL SEC | 95 | 1,000 | 34.00 | 34 | 4 | 11.76 | 0 | 0 | 0 | 3 | 5 | 26 | 0 |
| NUMERICAL CHANGE | 94 | 1,040 | 31.73 | 33 | 1 | 3.03 | 0 | 0 | 0 | 0 | 3 | 30 | 0 |
| PERCENT CHANGE | | 40- | 2.27+ | 1+ | 3+ | 8.73+ | 0 | 0 | 0 | 3+ | 2+ | 4- | 0 |
| PENDLETON CITY TOTAL | 95 | 8,083 | 11.75 | 95 | 29 | 30.52 | 0 | 3 | 0 | 6 | 34 | 48 | 4 |
| NUMERICAL CHANGE | 94 | 8,062 | 13.76 | 111 | 38 | 34.23 | 0 | 18 | 0 | 4 | 38 | 46 | 5 |
| PERCENT CHANGE | | 3+ | 14.6- | 14.4- | 23.7- | 10.8- | 0 | 83.3- | 0 | 50.0+ | 10.5- | 4.3+ | 20.0- |
| RURAL | 95 | 8,083 | 11.75 | 95 | 29 | 30.52 | 0 | 3 | 0 | 6 | 34 | 48 | 4 |
| NUMERICAL CHANGE | 94 | 8,062 | 13.76 | 111 | 38 | 34.23 | 0 | 18 | 0 | 4 | 38 | 46 | 5 |
| PERCENT CHANGE | | .3+ | 14.6- | 14.4- | 23.7- | 10.8- | 0 | 83.3- | 0 | 50.0+ | 10.5- | 4.3+ | 20.0- |
| SHERIFF | 95 | | | 0 | 0 | .00 | 0 | 0 | 0 | 0 | 0 | 0 | 0 |
| NUMERICAL CHANGE | 94 | | | 0 | 0 | .00 | 0 | 0 | 0 | 0 | 0 | 0 | 0 |
| PERCENT CHANGE | | | | | | | | | | | | | |
| STATE POLICE | 95 | | | 95 | 29 | 30.52 | 0 | 3 | 0 | 6 | 34 | 48 | 4 |
| NUMERICAL CHANGE | 94 | | | 111 | 38 | 34.23 | 0 | 18 | 0 | 4 | 38 | 46 | 5 |
| PERCENT CHANGE | | | | 16- | 9- | 3.71- | 0 | 15- | 0 | 2+ | 4- | 2+ | 1- |
| PLEASANTS CITY TOTAL | 95 | 7,519 | 7.44 | 56 | 13 | 23.21 | 0 | 1 | 0 | 0 | 11 | 40 | 4 |
| NUMERICAL CHANGE | 94 | 7,600 | 7.10 | 54 | 17 | 31.48 | 0 | 0 | 0 | 1 | 25 | 28 | 0 |
| PERCENT CHANGE | | 1.1- | 4.8+ | 3.7+ | 23.5- | 26.3- | 0 | 83.3- | 0 | 50.0+ | 10.5- | 4.3+ | 20.0- |
| RURAL | 95 | 5,387 | 4.82 | 26 | 3 | 11.53 | 0 | 1 | 0 | 0 | 8 | 15 | 2 |
| NUMERICAL CHANGE | 94 | 5,451 | 5.68 | 31 | 16 | 51.61 | 0 | 0 | 0 | 1 | 19 | 11 | 0 |
| PERCENT CHANGE | | 1.2- | 15.1- | 16.1- | 81.3- | 77.7- | 0 | 1+ | 0 | 1- | 11- | 4+ | 2+ |

PART I OFFENSES

PART I OFFENSES

WEST VIRGINIA U C R CRIME INDEX REPORT

| IDENTIFIER | POPULATION | CRIME RATE | TOTAL OFFEN | TOTAL CLEARED | PERCENT CLEARED | MURDER | RAPE | ROBBERY | FEL ASHLT | BREAK ENTER | LARCENY THEFT | M/V THEFT |
|--------------------------|------------|------------|-------------|---------------|-----------------|--------|------|---------|-----------|-------------|---------------|-----------|
| SHERIFF 95 | 17 | 11.76 | 2 | 0 | 0 | 0 | 0 | 0 | 0 | 7 | 9 | 1 |
| NUMERICAL CHANGE 94 | 21 | 61.90 | 13 | 0 | 0 | 0 | 0 | 0 | 0 | 17 | 4 | 0 |
| PERCENT CHANGE | 4- | 11- | 50.14- | 0 | 0 | 0 | 0 | 0 | 0 | 58.8- | 125.0+ | * 1+ |
| STATE POLICE 95 | 9 | 11.11 | 1 | 0 | 0 | 0 | 0 | 0 | 0 | 1 | 6 | 1 |
| NUMERICAL CHANGE 94 | 10 | 30.00 | 3 | 0 | 0 | 0 | 0 | 0 | 0 | 2 | 7 | 0 |
| PERCENT CHANGE | 1- | 18.89- | 2- | 0 | 0 | 0 | 0 | 0 | 0 | 1- | 1- | 1+ |
| MUNICIPAL 95 | 10.0- | 66.7- | 66.7- | 0 | 0 | 0 | 0 | 0 | 0 | 50.0- | 14.3- | * 1+ |
| NUMERICAL CHANGE 94 | 30 | 33.33 | 10 | 0 | 0 | 0 | 0 | 0 | 0 | 3 | 25 | 2 |
| PERCENT CHANGE | 7+ | 28.99+ | 9+ | 0 | 0 | 0 | 0 | 0 | 0 | 6 | 17 | 0 |
| ST MARYS PD 95 | 30.4+ | 900.0+ | 900.0+ | 0 | 0 | 0 | 0 | 0 | 0 | 3- | 8+ | 2+ |
| NUMERICAL CHANGE 94 | 30 | 4.34 | 1 | 0 | 0 | 0 | 0 | 0 | 0 | 3- | 47.1+ | * 1+ |
| PERCENT CHANGE | 7+ | 28.99+ | 9+ | 0 | 0 | 0 | 0 | 0 | 0 | 50.0- | 47.1+ | * 1+ |
| POCAHONTAS CITY TOTAL 95 | 8.26 | 28.00 | 21 | 1 | 1 | 1 | 1 | 1 | 7 | 38 | 24 | 4 |
| NUMERICAL CHANGE 94 | 9.48 | 17.44 | 15 | 1 | 2 | 0 | 0 | 0 | 3 | 55 | 21 | 4 |
| PERCENT CHANGE | 1+ | 10.56+ | 6+ | 0 | 1- | 0 | 0 | 0 | 4+ | 17- | 3+ | 0 |
| RURAL 95 | 12.9- | 60.6+ | 40.0+ | 0 | 50.0- | 0 | 0 | 0 | 133.3+ | 30.9- | 14.3+ | 0 |
| NUMERICAL CHANGE 94 | 7.37 | 22.41 | 13 | 1 | 1 | 0 | 0 | 0 | 2 | 51 | 19 | 3 |
| PERCENT CHANGE | 2+ | 13.33 | 3+ | 0 | 2 | 0 | 0 | 0 | 1+ | 68 | 19 | 3 |
| SHERIFF 95 | 22.7- | 68.1+ | 30.0+ | 0 | 50.0- | 0 | 0 | 0 | 50.0+ | 17- | 0 | 0 |
| NUMERICAL CHANGE 94 | 14 | 42.85 | 6 | 1 | 0 | 0 | 0 | 0 | 3 | 8 | 1 | 1 |
| PERCENT CHANGE | 29 | 17.24 | 5 | 1 | 0 | 0 | 0 | 0 | 1 | 20 | 6 | 1 |
| STATE POLICE 95 | 15- | 25.61+ | 1+ | 0 | 0 | 0 | 0 | 0 | 2+ | 12- | 5- | 0 |
| NUMERICAL CHANGE 94 | 51.7- | 148.5+ | 20.0+ | 0 | 50.0- | 0 | 0 | 0 | 200.0+ | 60.0- | 83.3- | 0 |
| PERCENT CHANGE | 4.3- | 46.4+ | 40.0+ | 0 | 0 | 0 | 0 | 0 | 0 | 0 | 0 | 0 |
| MUNICIPAL 95 | 14.11 | 47.05 | 8 | 0 | 0 | 0 | 0 | 0 | 4 | 7 | 5 | 1 |
| NUMERICAL CHANGE 94 | 9.12 | 45.45 | 5 | 0 | 0 | 0 | 0 | 0 | 1 | 7 | 2 | 1 |
| PERCENT CHANGE | 4.99+ | 1.60+ | 3+ | 0 | 0 | 0 | 0 | 0 | 3+ | 0 | 3+ | 0 |
| MARLINTON PD 95 | 54.7+ | 60.0+ | 60.0+ | 0 | 0 | 0 | 0 | 0 | 300.0+ | 0 | 150.0+ | 0 |
| NUMERICAL CHANGE 94 | 14.11 | 47.05 | 8 | 0 | 0 | 0 | 0 | 0 | 4 | 7 | 5 | 1 |
| PERCENT CHANGE | 9.12 | 45.45 | 5 | 0 | 0 | 0 | 0 | 0 | 1 | 7 | 2 | 1 |
| | 4.99+ | 1.60+ | 3+ | 0 | 0 | 0 | 0 | 0 | 3+ | 0 | 3+ | 0 |
| | 54.7+ | 60.0+ | 60.0+ | 0 | 0 | 0 | 0 | 0 | 300.0+ | 0 | 150.0+ | 0 |

WEST VIRGINIA U C R CRIME INDEX REPORT

| IDENTIFIER | POPULATION | CRIME RATE | TOTAL OFFEN | TOTAL CLEARED | PERCENT CLEARED | MURDER | RAPE | ROBBERY | FEL ASHLT | BREAK ENTER | LARCENY THEFT | M/V THEFT |
|---------------|------------|------------|-------------|---------------|-----------------|--------|-------|---------|-----------|-------------|---------------|-----------|
| PRESTON CTY | 29,930 | 10.02 | 300 | 48 | 16.00 | 1 | 0 | 1 | 2 | 85 | 184 | 27 |
| | 29,647 | 9.88 | 293 | 66 | 22.52 | 0 | 1 | 2 | 7 | 106 | 146 | 31 |
| | | 1.14+ | 7+ | 18 | 6.52- | 1+ | 1- | 1- | 5- | 21- | 38+ | 4- |
| | 1 0+ | 1.4+ | 2.4+ | 27.3- | 29.0- | * | * | 50.0- | 71.6- | 19.8- | 26.0+ | 12.9- |
| | | | | | | | | | | | | |
| RURAL | 24,255 | 9.68 | 235 | 28 | 11.91 | 1 | 0 | 1 | 2 | 74 | 136 | 21 |
| | 24,105 | 9.04 | 218 | 30 | 13.76 | 0 | 0 | 1 | 6 | 75 | 106 | 50 |
| | | .64+ | 17+ | 2- | 1.85- | 1+ | 0 | 0 | 4- | 1- | 30+ | 9- |
| | .6+ | 7.1+ | 7.8+ | 6.7- | 13.4- | * | * | .0 | 66.7- | 1.3- | 28.3+ | 30.0- |
| SHERIFF | 95 | | 172 | 18 | 10.46 | 1 | 0 | 0 | 1 | 56 | 100 | 14 |
| | 94 | | 166 | 18 | 10.84 | 0 | 0 | 1 | 5 | 47 | 89 | 24 |
| | | | 6+ | 0 | .38- | 1+ | 0 | 1- | 4- | 9+ | 11+ | 10- |
| | | | 3.5+ | .0 | 3.5- | * | * | * | 80.0- | 19.1+ | 12.4+ | 41.7- |
| STATE POLICE | 95 | | 63 | 10 | 15.87 | 0 | 0 | 1 | 1 | 18 | 36 | 7 |
| | 94 | | 52 | 12 | 23.07 | 0 | 0 | 0 | 1 | 28 | 17 | 6 |
| | | | 11+ | 2- | 7.20- | 0 | 0 | 1+ | 0 | 10- | 19+ | 1+ |
| | | | 21.2+ | 16.7- | 31.2- | * | * | * | .0 | 35.7- | 111.8+ | 16.7+ |
| MUNICIPAL | 95 | 11.45 | 65 | 20 | 30.76 | 0 | 0 | 0 | 0 | 11 | 48 | 6 |
| | 94 | 13.53 | 75 | 36 | 48.00 | 0 | 1 | 1 | 1 | 31 | 40 | 1 |
| | | 2.08- | 10- | 16- | 17.24- | 0 | 1- | 1- | 1- | 20- | 8+ | 5+ |
| | 2.4+ | 15.4- | 13.3- | 44.4- | 35.9- | * | * | * | * | 64.5- | 20.0+ | 500.0+ |
| KINGHOOD PD | 95 | 19.26 | 65 | 20 | 30.76 | 0 | 0 | 0 | 0 | 11 | 48 | 6 |
| | 94 | 22.82 | 75 | 36 | 48.00 | 0 | 1 | 1 | 1 | 31 | 40 | 1 |
| | | 3.56- | 10- | 16- | 17.24- | 0 | 1- | 1- | 1- | 20- | 8+ | 5+ |
| | 88+ | 15.6- | 13.3- | 44.4- | 35.9- | * | * | * | * | 64.5- | 20.0+ | 500.0+ |
| | 2.7+ | | | | | | | | | | | |
| REEDSVILLE PD | 95 | .00 | 0 | 0 | .00 | 0 | 0 | 0 | 0 | 0 | 0 | 0 |
| | 94 | .00 | 0 | 0 | .00 | 0 | 0 | 0 | 0 | 0 | 0 | 0 |
| | | .00 | 0 | 0 | .00 | 0 | 0 | 0 | 0 | 0 | 0 | 0 |
| | | | | | | | | | | | | |
| PUTNAM CTY | 46,997 | 17.29 | 813 | 139 | 17.09 | 3 | 11 | 6 | 33 | 177 | 527 | 56 |
| | 44,552 | 18.69 | 833 | 106 | 12.72 | 0 | 8 | 6 | 32 | 192 | 556 | 59 |
| | | 1.40- | 20- | 33+ | 4.37+ | 3+ | 3+ | 0 | 1+ | 15- | 29- | 17+ |
| | 2,445+ | 7.5- | 2.4- | 31.1+ | 34.4+ | * | 37.5+ | .0 | 3.1+ | 7.8- | 5.2- | 43.6+ |
| | 5.5+ | | | | | | | | | | | |
| RURAL | 40,168 | 16.60 | 667 | 117 | 17.54 | 3 | 11 | 4 | 29 | 155 | 419 | 46 |
| | 38,391 | 18.43 | 708 | 94 | 13.27 | 0 | 8 | 5 | 25 | 176 | 455 | 39 |
| | | 1.83- | 41- | 23+ | 4.27+ | 3+ | 3+ | 1- | 4+ | 21- | 36- | 7+ |
| | 1,777+ | 9.9- | 5.8- | 24.5+ | 32.2+ | * | 37.5+ | 20.0- | 16.0+ | 11.9- | 7.9- | 17.9+ |
| | 4.6+ | | | | | | | | | | | |
| SHERIFF | 95 | | 537 | 53 | 9.86 | 2 | 2 | 4 | 9 | 133 | 353 | 34 |
| | 94 | | 589 | 52 | 8.82 | 0 | 2 | 4 | 11 | 147 | 396 | 29 |
| | | | 52- | 1+ | 1.04+ | 2+ | 0 | 0 | 2- | 14- | 43- | 5+ |
| | | | 8.8- | 1.9+ | 11.8+ | * | .0 | .0 | 18.2- | 9.5- | 10.9- | 17.2+ |

PART I OFFENSES

PART I OFFENSES

WEST VIRGINIA U C R CRIME INDEX REPORT

| IDENTIFIER | POPULATION | CRIME RATE | TOTAL OFFEN | TOTAL CLEARED | PERCENT CLEARED | MURDER | RAPE | ROBBERY | FEL ASHLT | BREAK ENTER | LARCENY THEFT | M/V THEFT |
|----------------------|------------|------------|-------------|---------------|-----------------|--------|--------|---------|-----------|-------------|---------------|-----------|
| STATE POLICE 95 | 130 | 64 | 49.23 | 1 | 9 | 0 | 20 | 22 | 66 | 12 | | |
| NUMERICAL CHANGE | 119 | 42 | 35.29 | 0 | 6 | 1 | 14 | 29 | 59 | 10 | | |
| PERCENT CHANGE | 9.2+ | 22+ | 13.94+ | 1+ | 3+ | 1- | 6+ | 7- | 7+ | 2+ | | |
| | | 52.4+ | 39.5+ | * | 50.0+ | * | 42.9+ | 24.1- | 11.9+ | 20.0+ | | |
| MUNICIPAL 95 | 6,829 | 21.37 | 146 | 22 | 15.06 | 0 | 4 | 22 | 108 | 10 | | |
| NUMERICAL CHANGE | 6,161 | 20.28 | 125 | 12 | 9.60 | 0 | 7 | 16 | 101 | 0 | | |
| PERCENT CHANGE | 10.8+ | 1.09+ | 21+ | 10+ | 5.46+ | 0 | 1+ | 3- | 7+ | 10+ | | |
| | | 5.4+ | 16.8+ | 83.3+ | 56.9+ | | 100.0+ | 42.9- | 37.5+ | 6.9+ | | |
| HURRICANE PD 95 | 5,557 | 24.65 | 137 | 22 | 16.05 | 0 | 2 | 17 | 104 | 10 | | |
| NUMERICAL CHANGE | 4,967 | 22.74 | 113 | 11 | 9.73 | 0 | 1 | 16 | 90 | 0 | | |
| PERCENT CHANGE | 11.9+ | 1.91+ | 24+ | 11+ | 6.32+ | 0 | 1+ | 2- | 14+ | 10+ | | |
| | | 8.4+ | 21.2+ | 100.0+ | 65.0+ | | 100.0+ | 33.3- | 6.3+ | 15.6+ | | |
| POCA PD 95 | 1,272 | 7.07 | 9 | 0 | .00 | 0 | 0 | 5 | 4 | 0 | | |
| NUMERICAL CHANGE | 1,194 | 10.05 | 12 | 1 | 8.33 | 0 | 0 | 0 | 11 | 0 | | |
| PERCENT CHANGE | 6.5+ | 2.98- | 3- | 1- | 8.33- | 0 | 0 | 1- | 7- | 0 | | |
| | | 29.7- | 25.0- | * | | | | * | 63.6- | | | |
| ***** | | | | | | | | | | | | |
| RALEIGH CTY TOTAL 95 | 78,391 | 41.65 | 3267 | 956 | 29.26 | 4 | 9 | 40 | 514 | 479 | 2049 | 172 |
| NUMERICAL CHANGE | 77,946 | 40.13 | 3131 | 774 | 24.72 | 8 | 7 | 44 | 413 | 417 | 2052 | 190 |
| PERCENT CHANGE | .6+ | 1.52+ | 136+ | 182+ | 4.54+ | 4- | 2+ | 4- | 101+ | 62+ | 3- | 18- |
| | | 3.8+ | 4.3+ | 23.5+ | 18.4+ | 50.0- | 28.6+ | 9.1- | 24.5+ | 14.9+ | .1- | 9.5- |
| ***** | | | | | | | | | | | | |
| RURAL 95 | 57,049 | 32.27 | 1842 | 476 | 25.84 | 2 | 0 | 12 | 398 | 304 | 1023 | 103 |
| NUMERICAL CHANGE | 57,033 | 28.74 | 1640 | 280 | 17.07 | 5 | 0 | 12 | 244 | 289 | 972 | 118 |
| PERCENT CHANGE | .0 | 3.53+ | 202+ | 196+ | 8.77+ | 3- | 0 | 0 | 154+ | 15+ | 51+ | 15- |
| | | 12.3+ | 12.3+ | 70.0+ | 51.4+ | 60.0- | | .0 | 63.1+ | 5.2+ | 5.2+ | 12.7- |
| ***** | | | | | | | | | | | | |
| SHERIFF 95 | 1583 | 24.76 | 392 | 2 | 24.76 | 2 | 0 | 11 | 351 | 263 | 873 | 83 |
| NUMERICAL CHANGE | 1400 | 18.35 | 257 | 4 | 18.35 | 4 | 0 | 11 | 241 | 242 | 802 | 100 |
| PERCENT CHANGE | 13.1+ | 13.1+ | 135+ | 2- | 6.41+ | 2- | 0 | 0 | 110+ | 21+ | 71+ | 17- |
| | | 52.5+ | 34.9+ | 50.0- | | | .0 | .0 | 45.6+ | 8.7+ | 8.9+ | 17.0- |
| ***** | | | | | | | | | | | | |
| STATE POLICE 95 | 259 | 84 | 32.43 | 0 | 32.43 | 0 | 1 | 47 | 41 | 150 | 20 | 20 |
| NUMERICAL CHANGE | 240 | 9.58 | 23 | 1 | 9.58 | 1 | 0 | 3 | 47 | 170 | 18 | 18 |
| PERCENT CHANGE | 7.9+ | 22.85+ | 61+ | 1- | 22.85+ | * | 0 | 4+ | 6- | 20- | 2+ | 2+ |
| | | 238.5+ | 238.5+ | | | | .0 | 1466.7+ | 12.8- | 11.8- | 11.1+ | 11.1+ |
| ***** | | | | | | | | | | | | |
| MUNICIPAL 95 | 21,342 | 66.76 | 1425 | 480 | 33.68 | 2 | 9 | 28 | 116 | 175 | 1026 | 69 |
| NUMERICAL CHANGE | 20,913 | 71.28 | 1491 | 494 | 35.13 | 3 | 7 | 32 | 169 | 128 | 1080 | 72 |
| PERCENT CHANGE | 2.1+ | 4.52- | 66- | 14- | 5.55+ | 1- | 2+ | 4- | 53- | 47+ | 54- | 3- |
| | | 6.3- | 4.4- | 2.8- | 1.7+ | 33.3- | 28.6+ | 12.5- | 31.4- | 36.7+ | 5.0- | 4.2- |
| ***** | | | | | | | | | | | | |
| BECKLEY PD 95 | 18,513 | 74.85 | 1386 | 468 | 33.76 | 3 | 9 | 28 | 112 | 164 | 1003 | 68 |
| NUMERICAL CHANGE | 18,239 | 80.31 | 1465 | 481 | 32.83 | 7 | 7 | 32 | 167 | 121 | 1064 | 71 |
| PERCENT CHANGE | 1.5+ | 5.46- | 79- | 13- | .93+ | 1- | 2+ | 4- | 55- | 43+ | 61- | 3- |
| | | 6.8- | 5.4- | 2.7- | 2.8+ | 33.3- | 28.6+ | 12.5- | 32.9- | 35.5+ | 5.7- | 4.2- |

WEST VIRGINIA U C R CRIME INDEX REPORT

| IDENTIFIER | POPULATION | CRIME RATE | TOTAL OFFEN | TOTAL CLEARED | PERCENT CLEARED | MURDER | RAPE | ROBBERY | FEL ASHLT | BREAK ENTER | LARCENY THEFT | M/V THEFT |
|------------------|------------|------------|-------------|---------------|-----------------|--------|--------|---------|-----------|-------------|---------------|-----------|
| MABSCOTT PD | 1,519 | 25.01 | 38 | 11 | 28.94 | 0 | 0 | 0 | 4 | 10 | 23 | 1 |
| NUMERICAL CHANGE | 1,458 | 16.46 | 24 | 11 | 45.83 | 0 | 0 | 0 | 1 | 6 | 16 | 1 |
| PERCENT CHANGE | 4.2+ | 8.55+ | 14+ | 0 | 16.89- | 0 | 0 | 0 | 300.0+ | 66.7+ | 43.8+ | 0 |
| SOPHIA PD | 1,310 | .76 | 1 | 1 | 100.00 | 0 | 0 | 0 | 0 | 1 | 0 | 0 |
| NUMERICAL CHANGE | 1,216 | 1.64 | 2 | 2 | 100.00 | 0 | 0 | 0 | 1 | 1 | 0 | 0 |
| PERCENT CHANGE | 94+ | .88- | 1- | 1- | .00 | 0 | 0 | 0 | 1- | 0 | 0 | 0 |
| | 7.7+ | 53.7- | 50.0- | 50.0- | .0 | | | | * | .0 | | |
| RANDOLPH CTY | 28,657 | 17.96 | 515 | 162 | 31.45 | 1 | 2 | 3 | 20 | 113 | 350 | 26 |
| NUMERICAL CHANGE | 28,347 | 17.07 | 484 | 143 | 29.54 | 1 | 2 | 2 | 27 | 105 | 337 | 30 |
| PERCENT CHANGE | 1.1+ | 5.2+ | 6.4+ | 13.3+ | 6.5+ | 0 | 0 | 0 | 150.0+ | 7.6+ | 3.9+ | 13.3- |
| RURAL | 19,986 | 10.60 | 212 | 99 | 46.69 | 1 | 2 | 1 | 16 | 39 | 141 | 12 |
| NUMERICAL CHANGE | 20,037 | 9.48 | 190 | 84 | 44.21 | 0 | 1 | 1 | 6 | 48 | 122 | 12 |
| PERCENT CHANGE | .3- | 11.8+ | 11.6+ | 17.9+ | 5.6+ | * | 100.0+ | .0 | 166.7+ | 18.8- | 15.6+ | .0 |
| SHERIFF | 95 | | 3 | 2 | 66.66 | 0 | 0 | 0 | 1 | 1 | 1 | 0 |
| NUMERICAL CHANGE | 94 | | 4 | 4 | 100.00 | 0 | 0 | 0 | 0 | 0 | 3 | 0 |
| PERCENT CHANGE | | | 1- | 2- | 33.34- | 0 | 0 | 0 | * | .0 | 66.7- | 0 |
| STATE POLICE | 95 | | 209 | 97 | 46.41 | 1 | 2 | 1 | 15 | 38 | 140 | 12 |
| NUMERICAL CHANGE | 94 | | 186 | 80 | 43.01 | 0 | 1 | 1 | 6 | 47 | 119 | 12 |
| PERCENT CHANGE | | | 23+ | 17+ | 3.40+ | 1+ | 1+ | 0 | 9+ | 9- | 21+ | 0 |
| MUNICIPAL | 8,671 | 34.94 | 303 | 63 | 20.79 | 0 | 0 | 2 | 4 | 74 | 209 | 14 |
| NUMERICAL CHANGE | 8,310 | 35.37 | 294 | 59 | 20.06 | 1 | 1 | 1 | 1 | 57 | 215 | 18 |
| PERCENT CHANGE | 4.3+ | 1.2- | 3.1+ | 6.8+ | 3.6+ | 1- | * | 100.0+ | 300.0+ | 29.8+ | 2.8- | 22.2- |
| ELKINS PD | 7,944 | 38.14 | 303 | 63 | 20.79 | 0 | 0 | 2 | 4 | 74 | 209 | 14 |
| NUMERICAL CHANGE | 7,638 | 38.22 | 292 | 59 | 20.20 | 1 | 1 | 1 | 1 | 57 | 213 | 18 |
| PERCENT CHANGE | 4.0+ | .08- | 11+ | 4+ | .59+ | 1- | * | 100.0+ | 300.0+ | 29.8+ | 1.9- | 22.2- |
| MILL CREEK PD | 727 | .00 | 0 | 0 | .00 | 0 | 0 | 0 | 0 | 0 | 0 | 0 |
| NUMERICAL CHANGE | 672 | 2.97 | 2- | 0 | .00 | 0 | 0 | 0 | 0 | 0 | 2- | 0 |
| PERCENT CHANGE | 55+ | 2.97- | 2- | 0 | .00 | 0 | 0 | 0 | 0 | 0 | 2- | 0 |
| | 8.2+ | .0 | * | | | | | | * | | * | |
| RITCHIE CTY | 10,321 | 3.77 | 39 | 13 | 33.33 | 0 | 0 | 0 | 2 | 9 | 21 | 7 |
| NUMERICAL CHANGE | 10,169 | 4.81 | 49 | 18 | 36.73 | 1 | 1 | 0 | 7 | 22 | 15 | 3 |
| PERCENT CHANGE | 1.5+ | 21.6- | 20.6- | 27.8- | 9.3- | * | * | 71.4- | 59.1- | 40.0+ | 133.3+ | 4+ |

PART I OFFENSES

PART I OFFENSES

WEST VIRGINIA U C R CRIME INDEX REPORT

| IDENTIFIER | POPULATION | CRIME RATE | TOTAL OFFEN | TOTAL CLEARED | PERCENT CLEARED | MURDER | RAPE | ROBBERY | FEL ASHLT | BREAK ENTER | LARCENY THEFT | M/V THEFT |
|------------------|------------|------------|-------------|---------------|-----------------|--------|-------|---------|-----------|-------------|---------------|-----------|
| RURAL | 7,196 | 5.00 | 36 | 12 | 33.33 | 0 | 0 | 0 | 2 | 7 | 20 | 7 |
| NUMERICAL CHANGE | 6,993 | 6.14 | 43 | 14 | 32.55 | 1 | 1 | 0 | 6 | 19 | 15 | 1 |
| PERCENT CHANGE | 203+ | 1.14- | 7- | 2- | .78+ | 1- | 1- | 0 | 4- | 12- | 5+ | 6+ |
| | 2.9+ | 18.6- | 16.3- | 14.3- | 2.4+ | * | * | * | 66.7- | 63.2- | 33.3+ | 600.0+ |
| SHERIFF | | | | | | | | | | | | |
| 95 | 3 | | 3 | 2 | 66.66 | 0 | 0 | 0 | 1 | 1 | 1 | 0 |
| 94 | 3 | | 3 | 4 | 133.33 | 0 | 0 | 0 | 1 | 0 | 2 | 0 |
| NUMERICAL CHANGE | 0 | | 0 | 2- | 66.67- | 0 | 0 | 0 | 0 | 1+ | 1- | 0 |
| PERCENT CHANGE | .0 | | .0 | 50.0- | 50.0- | | | | .0 | * | 50.0- | |
| STATE POLICE | | | | | | | | | | | | |
| 95 | 33 | | 33 | 10 | 30.30 | 0 | 0 | 0 | 1 | 6 | 19 | 7 |
| 94 | 40 | | 40 | 10 | 25.00 | 1 | 1 | 0 | 5 | 19 | 13 | 1 |
| NUMERICAL CHANGE | 7- | | 7- | 0 | 5.30+ | 1- | 1- | 0 | 4- | 13- | 6+ | 6+ |
| PERCENT CHANGE | 17.5- | | 17.5- | .0 | 21.2+ | * | * | * | 80.0- | 68.4- | 46.2+ | 600.0+ |
| MUNICIPAL | | | | | | | | | | | | |
| 95 | 3,125 | .96 | 3 | 1 | 33.33 | 0 | 0 | 0 | 0 | 2 | 1 | 0 |
| 94 | 3,176 | 1.88 | 6 | 4 | 66.66 | 0 | 0 | 0 | 1 | 3 | 0 | 2 |
| NUMERICAL CHANGE | 51- | .92- | 3- | 3- | 33.33- | 0 | 0 | 0 | 1- | 1- | 1+ | 2- |
| PERCENT CHANGE | 1.6- | 48.9- | 50.0- | 75.0- | 50.0- | | | | * | 33.3- | * | * |
| HARRISVILLE PD | | | | | | | | | | | | |
| 95 | 1,887 | 1.58 | 3 | 1 | 33.33 | 0 | 0 | 0 | 0 | 2 | 1 | 0 |
| 94 | 1,891 | 1.05 | 2 | 1 | 50.00 | 0 | 0 | 0 | 0 | 1 | 0 | 1 |
| NUMERICAL CHANGE | 4- | .53+ | 1+ | 0 | 16.67- | 0 | 0 | 0 | 0 | 1+ | 1+ | 1- |
| PERCENT CHANGE | .2- | 50.5+ | 50.0+ | .0 | 33.3- | | | | 100.0+ | * | * | * |
| PENNSBORO PD | | | | | | | | | | | | |
| 95 | 1,238 | .00 | 0 | 0 | .00 | 0 | 0 | 0 | 0 | 0 | 0 | 0 |
| 94 | 1,285 | 3.11 | 4 | 3 | 75.00- | 0 | 0 | 0 | 1 | 2 | 0 | 1 |
| NUMERICAL CHANGE | 47- | 3.11- | 4- | 3- | 75.00- | 0 | 0 | 0 | 1- | 2- | 0 | 1- |
| PERCENT CHANGE | 3.7- | .0 | * | * | * | | | | * | * | * | * |
| ROANE CTY | | | | | | | | | | | | |
| TOTAL | 15,282 | 13.47 | 206 | 40 | 19.41 | 1 | 1 | 0 | 8 | 69 | 115 | 12 |
| 95 | 15,221 | 14.18 | 216 | 49 | 22.68 | 0 | 2 | 2 | 6 | 91 | 97 | 18 |
| NUMERICAL CHANGE | .4+ | .71- | 10- | 9- | 3.27- | 1+ | 1- | 2- | 2+ | 22- | 18+ | 6- |
| PERCENT CHANGE | .4+ | 5.0- | 4.6- | 18.4- | 14.4- | * | 50.0- | * | 33.3+ | 24.2- | 18.6+ | 33.3- |
| RURAL | 12,980 | 11.47 | 149 | 19 | 12.75 | 1 | 1 | 0 | 7 | 65 | 66 | 9 |
| 94 | 12,908 | 12.39 | 160 | 33 | 20.62 | 0 | 2 | 1 | 4 | 83 | 58 | 12 |
| NUMERICAL CHANGE | 72+ | .92- | 11- | 14- | 7.87- | 1+ | 1- | 1- | 3+ | 18- | 8+ | 3- |
| PERCENT CHANGE | .6+ | 7.4- | 6.9- | 42.4- | 38.2- | * | 50.0- | * | 75.0+ | 21.7- | 13.8+ | 25.0- |
| SHERIFF | | | | | | | | | | | | |
| 95 | 78 | | 78 | 4 | 5.12 | 0 | 0 | 0 | 5 | 36 | 34 | 3 |
| 94 | 80 | | 80 | 8 | 10.00 | 0 | 0 | 0 | 1 | 45 | 29 | 5 |
| NUMERICAL CHANGE | 2- | | 2- | 4- | 4.88- | 0 | 0 | 0 | 4+ | 9- | 5+ | 2- |
| PERCENT CHANGE | 2.5- | | 2.5- | 50.0- | 48.8- | | | | 400.0+ | 20.0- | 17.2+ | 40.0- |
| STATE POLICE | | | | | | | | | | | | |
| 95 | 71 | | 71 | 15 | 21.12 | 1 | 1 | 0 | 2 | 29 | 32 | 6 |
| 94 | 80 | | 80 | 25 | 31.25 | 0 | 2 | 1 | 3 | 38 | 29 | 7 |
| NUMERICAL CHANGE | 9- | | 9- | 10- | 10.13- | 1+ | 1- | 1- | 1- | 9- | 3+ | 1- |
| PERCENT CHANGE | 11.3- | | 11.3- | 40.0- | 32.4- | * | 50.0- | * | 33.3- | 23.7- | 10.3+ | 14.3- |

WEST VIRGINIA U C R CRIME INDEX REPORT

| IDENTIFIER | POPULATION | CRIME RATE | TOTAL OFFEN | TOTAL CLEARED | PERCENT CLEARED | MURDER | RAPE | ROBBERY | FEL ASHLT | BREAK ENTER | LARCENY THEFT | M/V THEFT |
|------------------|------------|------------|-------------|---------------|-----------------|--------|------|---------|-----------|-------------|---------------|-----------|
| MUNICIPAL 95 | 2,302 | 24.76 | 57 | 21 | 36.84 | 0 | 0 | 0 | 1 | 4 | 49 | 3 |
| NUMERICAL CHANGE | 2,313 | 24.21 | 56 | 16 | 28.57 | 0 | 0 | 1 | 2 | 8 | 39 | 6 |
| PERCENT CHANGE | .5- | 2.3+ | 1.8+ | 31.3+ | 28.9+ | 0 | 0 | 0 | 50.0- | 50.0- | 25.6+ | 50.0- |
| SPENCER PD | 2,302 | 24.76 | 57 | 21 | 36.84 | 0 | 0 | 0 | 1 | 4 | 49 | 3 |
| NUMERICAL CHANGE | 2,313 | 24.21 | 56 | 16 | 28.57 | 0 | 0 | 1 | 2 | 8 | 39 | 6 |
| PERCENT CHANGE | .5- | 2.3+ | 1.8+ | 31.3+ | 28.9+ | 0 | 0 | 0 | 50.0- | 50.0- | 25.6+ | 50.0- |
| SUMMERS CTY | 14,177 | 14.59 | 207 | 37 | 17.87 | 2 | 0 | 0 | 12 | 95 | 95 | 3 |
| NUMERICAL CHANGE | 14,246 | 14.17 | 202 | 39 | 19.30 | 1 | 3 | 6 | 10 | 126 | 54 | 2 |
| PERCENT CHANGE | .5- | 3.0+ | 2.5+ | 5.1- | 1.43- | 1+ | 3- | 6- | 20.0+ | 24.6- | 75.9+ | 50.0+ |
| RURAL | 10,783 | 12.05 | 130 | 14 | 10.76 | 2 | 0 | 0 | 1 | 66 | 58 | 3 |
| NUMERICAL CHANGE | 10,737 | 12.10 | 130 | 8 | 6.15 | 0 | 2 | 3 | 2 | 80 | 42 | 1 |
| PERCENT CHANGE | .4+ | .05- | .0 | 6+ | 4.61+ | 2+ | 2- | 3- | 50.0- | 17.5- | 38.1+ | 200.0+ |
| SHERIFF | 95 | 30 | 30 | 3 | 10.00 | 1 | 0 | 0 | 1 | 27 | 7 | 0 |
| NUMERICAL CHANGE | 94 | 50 | 50 | 3 | 6.00 | 0 | 1 | 0 | 2 | 40 | 35 | 1 |
| PERCENT CHANGE | 40.0- | 40.0- | 20- | 0 | 4.00+ | 1+ | 1- | 0 | 50.0- | 13- | 6- | 0 |
| STATE POLICE | 95 | 100 | 11 | 11 | 11.00 | 1 | 0 | 0 | 0 | 39 | 57 | 3 |
| NUMERICAL CHANGE | 94 | 80 | 5 | 5 | 6.25 | 0 | 1 | 3 | 0 | 40 | 35 | 1 |
| PERCENT CHANGE | 25.0+ | 2.17+ | 5+ | 6+ | 4.75+ | 1+ | 1- | 3- | 0 | 1- | 22+ | 2+ |
| MUNICIPAL | 3,394 | 22.68 | 77 | 23 | 29.87 | 0 | 0 | 0 | 11 | 29 | 37 | 0 |
| NUMERICAL CHANGE | 3,509 | 20.51 | 72 | 31 | 43.05 | 1 | 1 | 3 | 8 | 46 | 12 | 1 |
| PERCENT CHANGE | 3.3- | 10.6+ | 6.9+ | 25.8- | 30.6- | 1- | 1- | 0 | 37.5+ | 37.0- | 208.3+ | 1- |
| HINTON PD | 3,394 | 22.68 | 77 | 23 | 29.87 | 0 | 0 | 0 | 11 | 29 | 37 | 0 |
| NUMERICAL CHANGE | 3,509 | 20.51 | 72 | 31 | 43.05 | 1 | 1 | 3 | 8 | 46 | 12 | 1 |
| PERCENT CHANGE | 3.3- | 10.6+ | 6.9+ | 25.8- | 30.6- | 1- | 1- | 0 | 37.5+ | 37.0- | 208.3+ | 1- |
| TAYLOR CTY | 15,312 | 9.40 | 144 | 24 | 16.66 | 1 | 0 | 2 | 14 | 42 | 70 | 15 |
| NUMERICAL CHANGE | 15,236 | 12.40 | 189 | 49 | 25.92 | 0 | 4 | 0 | 16 | 57 | 116 | 16 |
| PERCENT CHANGE | .5+ | 3.00- | 45- | 25- | 9.26- | 1+ | 4- | 2+ | 12.5- | 13.5+ | 39.7- | 6.3- |
| RURAL | 9,847 | 4.16 | 41 | 2 | 4.87 | 1 | 0 | 0 | 0 | 15 | 20 | 5 |
| NUMERICAL CHANGE | 9,659 | 4.76 | 46 | 3 | 6.52 | 0 | 2 | 0 | 1 | 18 | 18 | 7 |
| PERCENT CHANGE | 1.9+ | 12.6- | 10.9- | 33.3- | 25.3- | 1+ | 2- | 0 | 1- | 16.7- | 11.1+ | 28.6- |

PART I OFFENSES

PART I OFFENSES

WEST VIRGINIA U C R CRIME INDEX REPORT

| IDENTIFIER | POPULATION | CRIME RATE | TOTAL OFFEN | TOTAL CLEARED | PERCENT CLEARED | MURDER | RAPE | ROBBERY | FEL ASLT | BREAK ENTER | LARCENY THEFT | M/V THEFT |
|---------------------|------------|------------|-------------|---------------|-----------------|--------|------|---------|----------|-------------|---------------|-----------|
| SHERIFF 95 | 25 | 18.84 | 25 | 1 | 4.00 | 0 | 0 | 0 | 0 | 12 | 10 | 3 |
| NUMERICAL CHANGE 94 | 25 | 25.63 | 25 | 3 | 12.00 | 0 | 0 | 0 | 1 | 13 | .9 | 2 |
| PERCENT CHANGE | .0 | 66.7- | 66.7- | 2- | 8.00- | 0 | 0 | 0 | * 1- | 7.7- | 11.1+ | 50.0+ |
| STATE POLICE 95 | 16 | 18.84 | 16 | 1 | 6.25 | 1 | 0 | 0 | 0 | 3 | 10 | 2 |
| NUMERICAL CHANGE 94 | 21 | 25.63 | 21 | 0 | .00 | 0 | 2 | 0 | 0 | .5 | 9 | 5 |
| PERCENT CHANGE | 5- | 6.79- | 23.8- | 1+ | 6.25+ | * 1+ | 2- | 0 | 0 | 40.0- | 11.1+ | 3- |
| MUNICIPAL 95 | 5,465 | 18.84 | 103 | 22 | 21.35 | 0 | 0 | 2 | 14 | 27 | 50 | 10 |
| NUMERICAL CHANGE 94 | 5,577 | 25.63 | 143 | 46 | 32.16 | 0 | 2 | 0 | 15 | 19 | 98 | 9 |
| PERCENT CHANGE | 2.0- | 6.79- | 28.0- | 24- | 10.81- | 0 | 2- | * 2+ | 6.7- | 42.1+ | 49.0- | 11.1+ |
| GRAFTON PD 95 | 5,465 | 18.84 | 103 | 22 | 21.35 | 0 | 0 | 2 | 14 | 27 | 50 | 10 |
| NUMERICAL CHANGE 94 | 5,577 | 25.63 | 143 | 46 | 32.16 | 0 | 2 | 0 | 15 | 19 | 98 | 9 |
| PERCENT CHANGE | 2.0- | 6.79- | 28.0- | 24- | 10.81- | 0 | 2- | * 2+ | 6.7- | 42.1+ | 49.0- | 11.1+ |
| TUCKER CTY TOTAL 95 | 7,867 | 16.01 | 126 | 15 | 11.90 | 0 | 0 | 0 | 5 | 34 | 84 | 3 |
| NUMERICAL CHANGE 94 | 7,818 | 13.94 | 109 | 27 | 24.77 | 0 | 2 | 0 | 5 | 34 | 68 | 0 |
| PERCENT CHANGE | .6+ | 2.07+ | 17+ | 12- | 12.87- | 0 | 2- | 0 | 0 | 0 | 16+ | 3+ |
| RURAL 95 | 6,348 | 18.74 | 119 | 13 | 10.92 | 0 | 0 | 0 | 2 | 34 | 80 | 3 |
| NUMERICAL CHANGE 94 | 6,345 | 12.92 | 82 | 21 | 25.60 | 0 | 2 | 0 | 3 | 24 | 53 | 0 |
| PERCENT CHANGE | .0 | 5.82+ | 37+ | 8- | 14.68- | 0 | 2- | 0 | 33.3- | 41.7+ | 50.9+ | * 3+ |
| SHERIFF 95 | 31 | 4.60 | 31 | 7 | 22.58 | 0 | 0 | 0 | 1 | 10 | 20 | 0 |
| NUMERICAL CHANGE 94 | 24 | 18.32 | 24 | 8 | 33.33 | 0 | 0 | 0 | 0 | 7 | 17 | 0 |
| PERCENT CHANGE | 29.2+ | 13.72- | 7+ | 1- | 10.75- | 0 | 0 | 0 | * 1+ | 3+ | 3+ | 0 |
| STATE POLICE 95 | 88 | 4.60 | 88 | 6 | 6.81 | 0 | 0 | 0 | 1 | 24 | 60 | 3 |
| NUMERICAL CHANGE 94 | 58 | 18.32 | 58 | 13 | 22.41 | 0 | 2 | 0 | 3 | 17 | 36 | 0 |
| PERCENT CHANGE | 3.1+ | 13.72- | 30+ | 7- | 15.60- | 0 | 2- | * 2- | 66.7- | 41.2+ | 66.7+ | * 3+ |
| MUNICIPAL 95 | 1,519 | 4.60 | 7 | 2 | 28.57 | 0 | 0 | 0 | 3 | 0 | 4 | 0 |
| NUMERICAL CHANGE 94 | 1,473 | 18.32 | 27 | 6 | 22.22 | 0 | 0 | 0 | 2 | 10 | 15 | 0 |
| PERCENT CHANGE | 3.1+ | 74.9- | 74.1- | 66.7- | 28.6+ | 0 | 0 | 0 | 50.0+ | 10- | 11- | 0 |
| PARSONS PD 95 | 1,519 | 4.60 | 7 | 2 | 28.57 | 0 | 0 | 0 | 3 | 0 | 4 | 0 |
| NUMERICAL CHANGE 94 | 1,473 | 18.32 | 27 | 6 | 22.22 | 0 | 0 | 0 | 2 | 10 | 15 | 0 |
| PERCENT CHANGE | 3.1+ | 74.9- | 74.1- | 66.7- | 28.6+ | 0 | 0 | 0 | 50.0+ | 10- | 11- | 0 |

WEST VIRGINIA U C R CRIME INDEX REPORT

| IDENTIFIER | POPULATION | CRIME RATE | TOTAL OFFEN | TOTAL CLEARED | PERCENT CLEARED | MURDER | RAPE | ROBBERY | FEL ASLT | BREAK ENTER | LARCENY THEFT | M/V THEFT |
|-----------------|------------|------------|-------------|---------------|-----------------|--------|------|---------|----------|-------------|---------------|-----------|
| TYLER CITY | 11,939 | 7.11 | 85 | 34 | 40.00 | 0 | 0 | 0 | 0 | 33 | 47 | 5 |
| | 11,793 | 10.93 | 129 | 48 | 37.20 | 0 | 0 | 0 | 2 | 35 | 81 | 5 |
| | 146+ | 3.82- | 44- | 14- | 2.80+ | 0 | 6- | 0 | 2- | 2- | 34- | 0 |
| | 1.2+ | 34.9- | 34.1- | 29.2- | 7.5+ | 0 | * | 0 | * | 5.7- | 42.0- | 0 |
| | | | | | | | | | | | | |
| RURAL | 6,334 | 6.15 | 39 | 25 | 64.10 | 0 | 0 | 0 | 0 | 27 | 12 | 0 |
| | 6,219 | 8.68 | 54 | 25 | 46.29 | 0 | 6- | 0 | 1- | 26 | 17 | 4 |
| | 115+ | 2.53- | 15- | 0 | 17.81+ | 0 | * | 0 | * | 3.8+ | 29.4- | 4- |
| | 1.8+ | 29.1- | 27.8- | .0 | 38.5+ | 0 | | | | | | |
| SHERIFF | 95 | 35 | 23 | 65.71 | 0 | 0 | 0 | 0 | 0 | 24 | 11 | 0 |
| | 94 | 49 | 25 | 51.02 | 0 | 6 | 0 | 0 | 1 | 24 | 16 | 2 |
| | | 14- | 2- | 14.69+ | 0 | 6- | 0 | 1- | * | .0 | 5- | 2- |
| | | 28.6- | 8.0- | 28.8+ | 0 | * | 0 | * | * | .0 | 31.3- | * |
| STATE POLICE | 95 | 4 | 2 | 50.00 | 0 | 0 | 0 | 0 | 0 | 3 | 1 | 0 |
| | 94 | 5 | 0 | .00 | 0 | 0 | 0 | 0 | 0 | 2 | 1 | 2 |
| | | 1- | 2+ | 50.00+ | 0 | 0 | 0 | 0 | 0 | 1+ | 1 | 2- |
| | | 20.0- | * | | 0 | | | | | 50.0+ | .0 | * |
| MUNICIPAL | 95 | 8.20 | 46 | 9 | 19.56 | 0 | 0 | 0 | 0 | 6 | 35 | 5 |
| | 94 | 13.45 | 75 | 23 | 30.66 | 0 | 0 | 0 | 1 | 9 | 64 | 1 |
| | 31+ | 5.25- | 29- | 14- | 11.10- | 0 | 0 | 0 | 1- | 3- | 29- | 4+ |
| | .6+ | 39.0- | 38.7- | 60.9- | 36.2- | 0 | | | * | 33.3- | 45.3- | 400.0+ |
| PADEN CITY PD | 2,767 | 11.56 | 32 | 5 | 15.62 | 0 | 0 | 0 | 0 | 1 | 28 | 3 |
| | 2,807 | 23.51 | 66 | 14 | 21.21 | 0 | 0 | 0 | 0 | 2 | 62 | 1 |
| | 10- | 11.95- | 34- | 9- | 5.59- | 0 | 0 | 0 | 1- | 1- | 34- | 2+ |
| | 1.4- | 50.8- | 51.5- | 64.3- | 26.4- | 0 | | | * | 50.0- | 54.8- | 200.0+ |
| SISTERSVILLE PD | 1,801 | 7.77 | 14 | 4 | 28.57 | 0 | 0 | 0 | 0 | 5 | 7 | 2 |
| | 1,811 | 3.86 | 7 | 8 | 114.28 | 0 | 0 | 0 | 0 | 6 | 1 | 0 |
| | 10- | 3.91+ | 7+ | 4- | 85.71- | 0 | 0 | 0 | 0 | 1- | 6+ | 2+ |
| | .6- | 101.3+ | 100.0+ | 50.0- | 75.0- | 0 | | | | 16.7- | 600.0+ | * |
| MIDDLEBOURNE PD | 95 | .00 | 0 | 0 | .00 | 0 | 0 | 0 | 0 | 0 | 0 | 0 |
| | 94 | 2.09 | 2 | 1 | 50.00 | 0 | 0 | 0 | 0 | 1 | 1 | 0 |
| | 81+ | 2.09- | 2- | 1- | 50.00- | 0 | 0 | 0 | 0 | 1- | 1- | 0 |
| | 8.5+ | .0 | * | * | | 0 | | | | * | * | |
| UPSHUR CITY | 23,760 | 13.88 | 330 | 117 | 35.45 | 0 | 1 | 1 | 31 | 50 | 225 | 22 |
| | 23,194 | 18.45 | 428 | 179 | 41.82 | 0 | 1 | 3 | 15 | 79 | 309 | 21 |
| | 566+ | 4.57- | 98- | 62- | 6.37- | 0 | 0 | 2- | 16+ | 29- | 84- | 1+ |
| | 2.4+ | 24.8- | 22.9- | 34.6- | 15.2- | 0 | 0 | 66.7- | 106.7+ | 36.7- | 27.2- | 4.8+ |
| | | | | | | | | | | | | |
| RURAL | 17,434 | 7.91 | 138 | 31 | 22.66 | 0 | 0 | 0 | 0 | 29 | 69 | 10 |
| | 17,245 | 8.87 | 153 | 28 | 18.30 | 0 | 0 | 0 | 0 | 39 | 97 | 4 |
| | 189+ | .96- | 15- | 3+ | 4.16+ | 0 | 0 | 0 | 17+ | 10- | 28- | 6+ |
| | 1.1+ | 10.8- | 9.8- | 10.7+ | 22.7+ | 0 | | | 130.8+ | 25.6- | 28.9- | 150.0+ |

PART I OFFENSES

PART I OFFENSES

WEST VIRGINIA U C R CRIME INDEX REPORT

| IDENTIFIER | POPULATION | CRIME RATE | TOTAL OFFENSES | TOTAL CLEARED | PERCENT CLEARED | MURDER | RAPE | ROBBERY | FEL ASLT | BREAK ENTER | LARCENY THEFT | M/V THEFT |
|------------------|------------|------------|----------------|---------------|-----------------|----------|----------|----------|----------|-------------|---------------|-----------|
| SHERIFF | 95 | 41 | 14 | 34.14 | 0 | 0 | 0 | 0 | 0 | 12 | 27 | 2 |
| NUMERICAL CHANGE | 94 | 58 | 11 | 18.96 | 0 | 0 | 0 | 0 | 0 | 24 | 34 | 0 |
| PERCENT CHANGE | | 17- | 3+ | 15.18+ | 0 | 0 | 0 | 0 | 0 | 12- | 7- | 2+ |
| | | 29.3- | 27.3+ | 80.1+ | | | | | | 50.0- | 20.6- | * |
| STATE POLICE | 95 | 97 | 17 | 17.52 | 0 | 0 | 0 | 0 | 30 | 17 | 42 | 8 |
| NUMERICAL CHANGE | 94 | 95 | 17 | 17.89 | 0 | 0 | 0 | 0 | 13 | 15 | 63 | 4 |
| PERCENT CHANGE | | 2+ | 0 | .37- | 0 | 0 | 0 | 0 | 17+ | 21- | 21- | 4+ |
| | | 2.1+ | .0 | .2.1- | | | | | 130.8+ | 13.3+ | 33.3- | 100.0+ |
| MUNICIPAL | 95 | 30.34 | 192 | 86 | 44.79 | 0 | 1 | 1 | 1 | 21 | 156 | 12 |
| NUMERICAL CHANGE | 94 | 46.22 | 275 | 151 | 54.90 | 0 | 1 | 3 | 2 | 40 | 212 | 17 |
| PERCENT CHANGE | | 15.88- | 83- | 65- | 10.11- | 0 | 0 | 2- | 1- | 19- | 56- | 5- |
| | | 34.4- | 30.2- | 43.0- | 18.4- | | | .0 | 50.0- | 47.5- | 26.4- | 29.4- |
| BUCKHANNON PD | 95 | 30.34 | 192 | 86 | 44.79 | 0 | 1 | 1 | 1 | 21 | 156 | 12 |
| NUMERICAL CHANGE | 94 | 46.22 | 275 | 151 | 54.90 | 0 | 1 | 3 | 2 | 40 | 212 | 17 |
| PERCENT CHANGE | | 15.88- | 83- | 65- | 10.11- | 0 | 0 | 2- | 1- | 19- | 56- | 5- |
| | | 34.4- | 30.2- | 43.0- | 18.4- | | | .0 | 50.0- | 47.5- | 26.4- | 29.4- |
| WAYNE CTY | 95 | 17.09 | 654 | 161 | 24.61 | 1 | 4 | 4 | 59 | 203 | 324 | 59 |
| NUMERICAL CHANGE | 94 | 16.12 | 611 | 132 | 21.60 | 4 | 2 | 5 | 38 | 193 | 308 | 61 |
| PERCENT CHANGE | | 6.0+ | 7.0+ | 22.0+ | 13.9+ | 3- | 2+ | 2+ | 21+ | 10+ | 16+ | 2- |
| | | 6.0+ | 7.0+ | 22.0+ | 13.9+ | 75.0- | 100.0+ | 20.0- | 55.3+ | 5.2+ | 5.2+ | 3.3- |
| RURAL | 95 | 14.22 | 433 | 116 | 26.78 | 1 | 4 | 1 | 58 | 156 | 161 | 52 |
| NUMERICAL CHANGE | 94 | 12.87 | 387 | 88 | 22.73 | 4 | 2 | 3 | 36 | 154 | 136 | 52 |
| PERCENT CHANGE | | 1.35+ | 46+ | 4.05+ | 17.8+ | 3- | 2+ | 2- | 22+ | 2+ | 25+ | 0 |
| | | 10.5+ | 11.9+ | 31.8+ | 17.8+ | 75.0- | 100.0+ | 66.7- | 61.1+ | 1.3+ | 18.4+ | .0 |
| SHERIFF | 95 | 128 | 32 | 25.00 | 1 | 0 | 1 | 18 | 18 | 46 | 50 | 12 |
| NUMERICAL CHANGE | 94 | 140 | 23 | 16.42 | 1 | 0 | 0 | 12 | 12 | 54 | 50 | 23 |
| PERCENT CHANGE | | 8.6- | 39.1+ | 52.3+ | .0 | 0 | 0 | 6+ | 6+ | 8- | 0 | 11- |
| | | 8.6- | 39.1+ | 52.3+ | | | | 50.0+ | 50.0+ | 14.8- | .0 | 47.8- |
| STATE POLICE | 95 | 305 | 84 | 27.54 | 0 | 4 | 0 | 40 | 40 | 110 | 111 | 40 |
| NUMERICAL CHANGE | 94 | 247 | 65 | 26.51 | 3 | 2 | 3 | 24 | 24 | 100 | 86 | 29 |
| PERCENT CHANGE | | 58+ | 19+ | 1.23+ | 3- | 2+ | 3- | 16+ | 16+ | 10+ | 25+ | 11+ |
| | | 23.5+ | 29.2+ | 4.7+ | * 100.0+ | * 100.0+ | * 100.0+ | 66.7+ | 66.7+ | 10.0+ | 29.1+ | 37.9+ |
| MUNICIPAL | 95 | 28.27 | 221 | 45 | 20.36 | 0 | 0 | 3 | 1 | 47 | 163 | 7 |
| NUMERICAL CHANGE | 94 | 28.55 | 224 | 44 | 19.64 | 0 | 0 | 2 | 2 | 39 | 172 | 9 |
| PERCENT CHANGE | | .28- | 3- | .72+ | 0 | 0 | 0 | 1+ | 1- | 8+ | 9- | 2- |
| | | 1.0- | 1.3- | 3.7+ | | | | 50.0+ | 50.0- | 20.5+ | 5.2- | 22.2- |
| CEREDO PD | 95 | 35.97 | 70 | 38 | 54.28 | 0 | 0 | 0 | 1 | 13 | 56 | 0 |
| NUMERICAL CHANGE | 94 | 31.37 | 63 | 35 | 55.55 | 0 | 0 | 0 | 0 | 4 | 59 | 0 |
| PERCENT CHANGE | | 4.60+ | 7+ | 3+ | 1.27- | 0 | 0 | 0 | 1+ | 9+ | 3- | 0 |
| | | 14.7+ | 11.1+ | 8.6+ | 2.3- | | | * 225.0+ | * 225.0+ | 5.1- | 5.1- | 0 |

WEST VIRGINIA U C R CRIME INDEX REPORT

| IDENTIFIER | POPULATION | CRIME RATE | TOTAL OFFEN | TOTAL CLEARED | PERCENT CLEARED | MURDER | RAPE | ROBBERY | FEL ASHLT | BREAK ENTER | LARCENY THEFT | M/V THEFT |
|------------------|------------|------------|-------------|---------------|-----------------|--------|-------|---------|-----------|-------------|---------------|-----------|
| KEROVA PD | 3,679 | 40.22 | 148 | 5 | 3.37 | 0 | 0 | 2 | 0 | 32 | 107 | 7 |
| | 94 | 41.11 | 154 | 3 | 1.94 | 0 | 0 | 2 | 1 | 33 | 109 | 9 |
| NUMERICAL CHANGE | 67- | .89- | 6- | 2+ | 1.43+ | 0 | 0 | 0 | 1- | 1- | 2- | 2- |
| PERCENT CHANGE | 1.8- | 2.2- | 3.9- | 66.7+ | 73.7+ | 0 | 0 | .0 | * | 3.0- | 1.8- | 22.2- |
| MAYNE PD | 1,185 | 2.53 | 3 | 2 | 66.66 | 0 | 0 | 1 | 0 | 2 | 0 | 0 |
| | 94 | 3.30 | 4 | 4 | 100.00 | 0 | 0 | 0 | 0 | 0 | 4 | 0 |
| NUMERICAL CHANGE | 26- | .77- | 1- | 2- | 33.34- | 0 | 0 | 1+ | 0 | 2+ | 4- | 0 |
| PERCENT CHANGE | 2.1- | 23.3- | 25.0- | 50.0- | 33.3- | 0 | 0 | * | * | * | * | 0 |
| FORT GAY PD | 1,007 | .00 | 0 | 0 | .00 | 0 | 0 | 0 | 0 | 0 | 0 | 0 |
| | 94 | 3.41 | 3 | 2 | 66.66 | 0 | 0 | 0 | 1 | 2 | 0 | 0 |
| NUMERICAL CHANGE | 128+ | 3.41- | 3- | 2- | 66.66- | 0 | 0 | 0 | 1- | 2- | 0 | 0 |
| PERCENT CHANGE | 14.6+ | .0 | * | * | * | 0 | 0 | 0 | * | * | 0 | 0 |
| WEBSTER CTY | 10,449 | 4.97 | 52 | 9 | 17.30 | 2 | 3 | 0 | 2 | 28 | 12 | 5 |
| | 94 | 4.46 | 47 | 14 | 29.78 | 1 | 4 | 0 | 0 | 15 | 20 | 7 |
| NUMERICAL CHANGE | 81- | .51+ | 5+ | 5- | 12.48- | 1+ | 1- | 0 | 2+ | 13+ | 8- | 2- |
| PERCENT CHANGE | .8- | 11.4+ | 10.6+ | 35.7- | 41.9- | 100.0+ | 25.0- | * | * | 86.7+ | 40.0- | 28.6- |
| RURAL | 10,449 | 4.97 | 52 | 9 | 17.30 | 2 | 3 | 0 | 2 | 28 | 12 | 5 |
| | 94 | 4.46 | 47 | 14 | 29.78 | 1 | 4 | 0 | 0 | 15 | 20 | 7 |
| NUMERICAL CHANGE | 81- | .51+ | 5+ | 5- | 12.48- | 1+ | 1- | 0 | 2+ | 13+ | 8- | 2- |
| PERCENT CHANGE | .8- | 11.4+ | 10.6+ | 35.7- | 41.9- | 100.0+ | 25.0- | * | * | 86.7+ | 40.0- | 28.6- |
| SHERIFF | 13 | 30.76 | 0 | 2 | 0 | 0 | 2 | 0 | 0 | 8 | 2 | 1 |
| | 94 | 52.94 | 0 | 4 | 0 | 4 | 0 | 0 | 0 | 5 | 5 | 3 |
| NUMERICAL CHANGE | 4- | 22.18- | 0 | 2- | 0 | 0 | 0 | 0 | 0 | 3+ | 3- | 2- |
| PERCENT CHANGE | 23.5- | 55.6- | 41.9- | 50.0- | 0 | 0 | 0 | 0 | 60.0+ | 60.0+ | 60.0- | 66.7- |
| STATE POLICE | 39 | 12.82 | 2 | 1 | 0 | 2 | 1 | 0 | 2 | 20 | 10 | 4 |
| | 94 | 16.66 | 1 | 1 | 0 | 1 | 1 | 0 | 0 | 10 | 15 | 4 |
| NUMERICAL CHANGE | 9+ | 3.84- | 1+ | 1+ | 0 | 0 | 0 | 0 | 2+ | 10+ | 5- | 0 |
| PERCENT CHANGE | 30.0+ | 23.0- | 100.0+ | * | 0 | 0 | * | * | 100.0+ | 33.3- | 0 | 0 |
| NETZEL CTY | 17,140 | 11.43 | 196 | 68 | 34.69 | 0 | 2 | 2 | 5 | 48 | 126 | 13 |
| | 94 | 11.48 | 200 | 95 | 47.50 | 4 | 6 | 2 | 5 | 63 | 105 | 15 |
| NUMERICAL CHANGE | 276- | .05- | 4- | 27- | 12.81- | 4- | 4- | 0 | 0 | 15- | 21+ | 2- |
| PERCENT CHANGE | 1.6- | .4- | 2.0- | 28.4- | 27.0- | * | 66.7- | .0 | .0 | 23.8- | 20.0+ | 13.3- |
| RURAL | 10,503 | 7.33 | 77 | 22 | 28.57 | 0 | 2 | 0 | 2 | 35 | 31 | 7 |
| | 94 | 6.66 | 71 | 17 | 23.94 | 4 | 5 | 0 | 2 | 29 | 24 | 7 |
| NUMERICAL CHANGE | 127- | .66+ | 6+ | 5+ | 4.63+ | 4- | 3- | 0 | 0 | 6+ | 7+ | 0 |
| PERCENT CHANGE | 1.2- | 9.9+ | 8.5+ | 29.4+ | 19.3+ | * | 60.0- | 0 | .0 | 20.7+ | 29.2+ | .0 |
| SHERIFF | 52 | 11.53 | 0 | 0 | 0 | 0 | 0 | 0 | 1 | 22 | 25 | 4 |
| | 94 | 7.31 | 0 | 3 | 0 | 0 | 0 | 0 | 0 | 20 | 20 | 1 |
| NUMERICAL CHANGE | 11+ | 4.22+ | 0 | 3+ | 0 | 0 | 0 | 0 | 1+ | 2+ | 5+ | 3+ |
| PERCENT CHANGE | 26.8+ | 100.0+ | 57.7+ | 0 | 0 | 0 | 0 | * | 10.0+ | 25.0+ | 300.0+ | 0 |

PART I OFFENSES

PART I OFFENSES

WEST VIRGINIA U C R CRIME INDEX REPORT

| IDENTIFIER | POPULATION | CRIME RATE | TOTAL OFFEN | TOTAL CLEARED | PERCENT CLEARED | MURDER | RAPE | ROBBERY | FEL ASHLT | BREAK ENTER | LARCENY THEFT | MV THEFT |
|------------------------|------------|------------|-------------|---------------|-----------------|--------|------|---------|-----------|-------------|---------------|----------|
| STATE POLICE 95 | 25 | 16 | 64.00 | 0 | 2 | 0 | 0 | 0 | 1 | 13 | 6 | 3 |
| NUMERICAL CHANGE | 30 | 14 | 46.66 | 4 | 5 | 0 | 0 | 0 | 2 | 9 | 4 | 6 |
| PERCENT CHANGE | 5- | 2+ | 17.34+ | 4- | 3- | 0 | 0 | 0 | 1- | 4+ | 2+ | 3- |
| | 16.7- | 14.3+ | 37.2+ | * | 60.0- | | | | 50.0- | 44.4+ | 50.0+ | 50.0- |
| MUNICIPAL 95 | 6,637 | 17.92 | 119 | 46 | 38.65 | 0 | 0 | 2 | 3 | 13 | 95 | 6 |
| NUMERICAL CHANGE | 6,786 | 19.00 | 129 | 78 | 60.46 | 0 | 1 | 2 | 3 | 34 | 81 | 8 |
| PERCENT CHANGE | 149- | 1.08- | 10- | 32- | 21.81- | 0 | 1- | 0 | 0 | 21- | 14+ | 2- |
| | 2.2- | 5.7- | 7.8- | 41.0- | 36.1- | | * | .0 | .0 | 61.8- | 17.3+ | 25.0- |
| NEW MARTINSVILLE PD 95 | 6,637 | 17.92 | 119 | 46 | 38.65 | 0 | 0 | 2 | 3 | 13 | 95 | 6 |
| NUMERICAL CHANGE | 6,786 | 19.00 | 129 | 78 | 60.46 | 0 | 1 | 2 | 3 | 34 | 81 | 8 |
| PERCENT CHANGE | 149- | 1.08- | 10- | 32- | 21.81- | 0 | 1- | 0 | 0 | 21- | 14+ | 2- |
| | 2.2- | 5.7- | 7.8- | 41.0- | 36.1- | | * | .0 | .0 | 61.8- | 17.3+ | 25.0- |
| WIRT CTY | 5,460 | 8.60 | 47 | 16 | 34.04 | 0 | 0 | 0 | 1 | 19 | 27 | 0 |
| NUMERICAL CHANGE | 5,335 | 11.05 | 59 | 16 | 27.11 | 0 | 0 | 0 | 1 | 32 | 24 | 0 |
| PERCENT CHANGE | 2.3+ | 22.2- | 20.3- | .0 | 25.6+ | | | | .0 | 40.6- | 12.5+ | * |
| RURAL 95 | 5,460 | 8.60 | 47 | 16 | 34.04 | 0 | 0 | 0 | 1 | 19 | 27 | 0 |
| NUMERICAL CHANGE | 5,335 | 11.05 | 59 | 16 | 27.11 | 0 | 0 | 0 | 1 | 32 | 24 | 2- |
| PERCENT CHANGE | 2.3+ | 22.2- | 20.3- | .0 | 25.6+ | | | | .0 | 40.6- | 12.5+ | * |
| SHERIFF 95 | 17 | 2 | 11.76 | 0 | 0 | 0 | 0 | 0 | 0 | 7 | 10 | 0 |
| NUMERICAL CHANGE | 12 | 1 | 8.33 | 0 | 0 | 0 | 0 | 0 | 0 | 6 | 5 | 1 |
| PERCENT CHANGE | 5+ | 1+ | 3.43+ | | | | | | 0 | 1+ | 5+ | 1- |
| | 41.7+ | 100.0+ | 41.2+ | | | | | | 0 | 16.7+ | 100.0+ | * |
| STATE POLICE 95 | 30 | 14 | 46.66 | 0 | 0 | 0 | 0 | 0 | 1 | 12 | 17 | 0 |
| NUMERICAL CHANGE | 47 | 15 | 31.91 | 0 | 0 | 0 | 0 | 0 | 1 | 26 | 19 | 1 |
| PERCENT CHANGE | 17- | 1- | 14.75+ | | | | | | 0 | 14- | 2- | 1- |
| | 36.2- | 6.7- | 46.2+ | | | | | | .0 | 53.8- | 10.5- | * |
| MOOD CTY | 88,296 | 28.49 | 2517 | 787 | 31.26 | 1 | 20 | 19 | 102 | 472 | 1780 | 123 |
| NUMERICAL CHANGE | 88,119 | 25.24 | 2226 | 791 | 35.53 | 2 | 22 | 13 | 98 | 421 | 1571 | 99 |
| PERCENT CHANGE | .2+ | 12.9+ | 13.1+ | 5- | 12.0- | 50.0- | 9.1- | 46.2+ | 4.1+ | 12.1+ | 13.3+ | 24.2+ |
| | 40,989 | 9.82 | 403 | 23 | 5.70 | 0 | 0 | 2 | 32 | 108 | 244 | 17 |
| NUMERICAL CHANGE | 40,290 | 10.30 | 415 | 31 | 7.46 | 1 | 0 | 0 | 47 | 93 | 258 | 16 |
| PERCENT CHANGE | 1.7+ | 4.7- | 2.9- | 25.8- | 23.6- | * | | * | 31.9- | 16.1+ | 5.4- | 6.3+ |
| SHERIFF 95 | 321 | 16 | 4.98 | 0 | 0 | 0 | 0 | 2 | 31 | 72 | 208 | 8 |
| NUMERICAL CHANGE | 320 | 19 | 5.93 | 0 | 0 | 0 | 0 | 0 | 44 | 53 | 217 | 6 |
| PERCENT CHANGE | .3+ | 15.8- | 16.0- | | | | | * | 29.5- | 35.8+ | 4.1- | 33.3+ |

WEST VIRGINIA U C R CRIME INDEX REPORT

| IDENTIFIER | POPULATION | CRIME RATE | TOTAL OFFEN | TOTAL CLEARED | PERCENT CLEARED | MURDER | RAPE | ROBBERY | FEL ASHLT | BREAK ENTER | LARCENY THEFT | M/V THEFT |
|-----------------------|------------|------------|-------------|---------------|-----------------|--------|----------|----------|-----------|-------------|---------------|-----------|
| STATE POLICE 95 | | | 82 | 7 | 8.53 | 0 | 0 | 0 | 1 | 36 | 36 | 9 |
| NUMERICAL CHANGE | | | 95 | 12 | 12.63 | 1 | 0 | 0 | 3 | 40 | 41 | 10 |
| PERCENT CHANGE | | | 13.7- | 41.7- | 32.5- | 1- | 0 | 0 | 2- | 4- | 5- | 1- |
| | | | 13.7- | 41.7- | 32.5- | * | | | 66.7- | 10.0- | 12.2- | 10.0- |
| MUNICIPAL 95 | 47,307 | 44.66 | 2114 | 764 | 36.14 | 1 | 20 | 17 | 70 | 364 | 1536 | 106 |
| NUMERICAL CHANGE | 47,829 | 37.84 | 1811 | 760 | 41.96 | 1 | 22 | 13 | 51 | 328 | 1313 | 23 |
| PERCENT CHANGE | 1.1- | 6.82+ | 303+ | 4+ | 5.82- | 0 | 2- | 4+ | 19+ | 36+ | 223+ | 23 |
| | | | 16.7+ | .5+ | 13.9- | .0 | 9.1- | 30.8+ | 37.3+ | 11.0+ | 17.0+ | 27.7+ |
| PARKERSBURG PD 95 | 33,210 | 48.35 | 1606 | 506 | 31.50 | 1 | 17 | 17 | 68 | 329 | 1076 | 98 |
| NUMERICAL CHANGE | 33,891 | 41.38 | 1403 | 548 | 39.05 | 1 | 20 | 13 | 49 | 307 | 932 | 81 |
| PERCENT CHANGE | 681- | 6.97+ | 203+ | 42- | 7.55- | 0 | 3- | 4+ | 19+ | 22+ | 144+ | 17+ |
| | 2.0- | 16.8+ | 14.5+ | 7.7- | 19.3- | .0 | 15.0- | 30.8+ | 38.8+ | 7.2+ | 15.5+ | 21.0+ |
| VIERNA PD 95 | 11,066 | 37.86 | 419 | 250 | 59.66 | 0 | 3 | 0 | 1 | 21 | 388 | 6 |
| NUMERICAL CHANGE | 11,048 | 32.67 | 361 | 204 | 56.50 | 0 | 2 | 0 | 2 | 19 | 336 | 2 |
| PERCENT CHANGE | 18+ | 5.19+ | 58+ | 46+ | 3.16+ | 0 | 1+ | 0 | 1- | 2+ | 52+ | 4+ |
| | .2+ | 15.9+ | 16.1+ | 22.5+ | 5.6+ | | 50.0+ | | 50.0- | 10.5+ | 15.5+ | 200.0+ |
| WILLIAMSTOWN PD 95 | 3,031 | 29.36 | 89 | 8 | 8.98 | 0 | 0 | 0 | 1 | 14 | 72 | 2 |
| NUMERICAL CHANGE | 2,890 | 16.26 | 47 | 8 | 17.02 | 0 | 0 | 0 | 1 | 2 | 45 | 0 |
| PERCENT CHANGE | 141+ | 13.10+ | 42+ | 0 | 8.04- | 0 | 0 | 0 | 1+ | 12+ | 27+ | 2+ |
| | 4.9+ | 80.6+ | 89.4+ | .0 | 47.2- | | | | * 600.0+ | | 60.0+ | * * |
| WYOMING CITY TOTAL 95 | 28,576 | 10.00 | 286 | 67 | 23.42 | 1 | 2 | 2 | 13 | 93 | 154 | 21 |
| NUMERICAL CHANGE | 29,444 | 12.70 | 374 | 84 | 22.45 | 1 | 0 | 1 | 25 | 103 | 205 | 39 |
| PERCENT CHANGE | 868- | 2.70- | 88- | 17- | .97+ | 0 | 2+ | 1+ | 12- | 10- | 51- | 18- |
| | 2.9- | 21.3- | 23.5- | 20.2- | 4.3+ | .0 | * 100.0+ | * 48.0- | * 9.7- | * 24.9- | * 46.2- | * * |
| RURAL 95 | 23,938 | 8.31 | 199 | 33 | 16.58 | 1 | 2 | 1 | 8 | 66 | 105 | 16 |
| NUMERICAL CHANGE | 24,668 | 10.74 | 265 | 51 | 19.24 | 1 | 0 | 1 | 23 | 88 | 121 | 31 |
| PERCENT CHANGE | 3.0- | 2.43- | 66- | 18- | 2.66- | 0 | 2+ | 0 | 15- | 22- | 16- | 15- |
| | | 22.6- | 24.9- | 35.3- | 13.8- | .0 | * * | .0 | 65.2- | 25.0- | 13.2- | 48.4- |
| SHERIFF 95 | 123 | 22.76 | 28 | 28 | 22.76 | 1 | 2 | 1 | 7 | 42 | 60 | 10 |
| NUMERICAL CHANGE | 207 | 21.73 | 45 | 45 | 21.73 | 1 | 0 | 1 | 20 | 74 | 87 | 24 |
| PERCENT CHANGE | 84- | 17- | 1.03+ | 0 | 1.03+ | 0 | 2+ | 0 | 13- | 32- | 27- | 14- |
| | 40.6- | 37.8- | 4.7+ | .0 | 4.7+ | .0 | * * | .0 | 65.0- | 43.2- | 31.0- | 58.3- |
| STATE POLICE 95 | 76 | 6.57 | 5 | 5 | 6.57 | 0 | 0 | 0 | 1 | 24 | 45 | 6 |
| NUMERICAL CHANGE | 58 | 10.34 | 6 | 6 | 10.34 | 0 | 0 | 0 | 3 | 14 | 34 | 7 |
| PERCENT CHANGE | 18+ | 3.77- | 1- | 1- | 3.77- | 0 | 0 | 0 | 2- | 10+ | 11+ | 1- |
| | 31.0+ | 16.7- | 36.5- | | | | | | 66.7- | 71.4+ | 32.4+ | 14.3- |
| MUNICIPAL 95 | 4,638 | 18.75 | 87 | 34 | 39.08 | 0 | 0 | 1 | 5 | 27 | 49 | 5 |
| NUMERICAL CHANGE | 4,776 | 22.82 | 109 | 33 | 30.27 | 0 | 0 | 0 | 2 | 15 | 84 | 8 |
| PERCENT CHANGE | 138- | 4.07- | 22- | 1+ | 8.81+ | 0 | 0 | 1+ | 3+ | 12+ | 35- | 3- |
| | 2.9- | 17.8- | 20.2- | 3.0+ | 29.1+ | | | * 150.0+ | * 80.0+ | * 41.7- | * 37.5- | |

PART I OFFENSES

PART I OFFENSES

WEST VIRGINIA U C R CRIME INDEX REPORT

| IDENTIFIER | POPULATION | CRIME RATE | TOTAL OFFEN | TOTAL CLEARED | PERCENT CLEARED | MURDER | RAPE | ROBBERY | FEL ASLTT | BREAK ENTER | LARCENY THEFT | M/V THEFT |
|--------------|------------------|------------|-------------|---------------|-----------------|--------|------|---------|-----------|-------------|---------------|-----------|
| MULLENS PD | 1,996 | 3.50 | 7 | 3 | 42.85 | 0 | 0 | 0 | 0 | 4 | 3 | 0 |
| | 2,070 | 10.14 | 21 | 2 | 9.52 | 0 | 0 | 0 | 0 | 4 | 15 | 2 |
| | NUMERICAL CHANGE | 6.64- | 14- | 1+ | 33.33+ | 0 | 0 | 0 | 0 | 0 | 12- | 2- |
| | 3.6- | 65.5- | 66.7- | 50.0+ | 350.1+ | | | | | .0 | 80.0- | ¥ |
| PINEVILLE PD | 882 | 28.34 | 25 | 11 | 44.00 | 0 | 0 | 1 | 2 | 4 | 15 | 3 |
| | 871 | 22.96 | 20 | 8 | 40.00 | 0 | 0 | 0 | 1 | 2 | 15 | 2 |
| | NUMERICAL CHANGE | 5.38+ | 5+ | 3+ | 4.00+ | 0 | 0 | 1+ | 1+ | 2+ | 0 | 1+ |
| | 1.3+ | 23.4+ | 25.0+ | 37.5+ | 10.0+ | | | ¥ | 100.0+ | 100.0+ | .0 | 50.0+ |
| OCEANA PD | 1,760 | 31.24 | 55 | 20 | 36.36 | 0 | 0 | 0 | 3 | 19 | 31 | 2 |
| | 1,835 | 37.05 | 68 | 23 | 33.82 | 0 | 0 | 0 | 1 | 9 | 54 | 4 |
| | NUMERICAL CHANGE | 5.81- | 13- | 3- | 2.54+ | 0 | 0 | 0 | 2+ | 10+ | 23- | 2- |
| | 4.1- | 15.7- | 19.1- | 13.0- | 7.5+ | | | | 200.0+ | 111.1+ | 42.6- | 50.0- |

PART I ARRESTS BY CHARGE AND AGENCY TYPE

The report in this section details the number of persons arrested for Part I Offenses for the reporting period of 1995 and 1994. Definitions for each of the Part I Offenses may be found in this book in the Table of Contents under the category entitled "Classification of Offenses."

PART I ARRESTS

| PART I ARRESTS BY CHARGE AND AGENCY TYPE | | AGENCY TYPE | | | | | | | | | | TOTAL | |
|--|--------|-------------|----------|----------|----------|---------|---------|----------|---------|-------|-----|-------|--|
| JUVENILE | ADULTS | GRAND | CRIMINAL | HOMICIDE | FORCIBLE | ROBBERY | AGGRAV | BURGLARY | LARCENY | AUTO | | | |
| TOTAL | TOTAL | MURDER | NEG | MANSL | RAPE | ASSAULT | ASSAULT | | | THEFT | | | |
| ***** | | | | | | | | | | | | | |
| WEST VIRGINIA | TOTAL | 2542 | 6556 | 9098 | 86 | 125 | 280 | 942 | 1477 | 5675 | 507 | | |
| | 94 | 2483 | 6648 | 9131 | 104 | 139 | 247 | 1000 | 1604 | 5548 | 483 | | |
| | CHANGE | 59+ | 92- | 33- | 18- | 14- | 33+ | 58- | 127- | 127+ | 24+ | | |
| ***** | | | | | | | | | | | | | |
| RURAL | 95 | 495 | 2306 | 2801 | 51 | 73 | 76 | 446 | 767 | 1159 | 224 | | |
| | 94 | 439 | 2480 | 2919 | 73 | 82 | 82 | 431 | 825 | 1198 | 223 | | |
| | CHANGE | 56+ | 174- | 118- | 22- | 9- | 6- | 15+ | 58- | 39- | 1+ | | |
| ***** | | | | | | | | | | | | | |
| SHERIFF'S | 95 | 215 | 1175 | 1390 | 23 | 25 | 50 | 229 | 412 | 567 | 81 | | |
| | 94 | 205 | 1306 | 1571 | 36 | 14 | 46 | 235 | 416 | 671 | 89 | | |
| | CHANGE | 10+ | 131- | 121- | 13- | 11+ | 4+ | 6- | 4- | 104- | 8- | | |
| ***** | | | | | | | | | | | | | |
| STATE POLICE | 95 | 280 | 1131 | 1411 | 28 | 48 | 26 | 217 | 355 | 592 | 143 | | |
| | 94 | 234 | 1174 | 1408 | 37 | 68 | 36 | 196 | 409 | 527 | 134 | | |
| | CHANGE | 46+ | 43- | 3+ | 9- | 20- | 10- | 21+ | 54- | 65+ | 9+ | | |
| ***** | | | | | | | | | | | | | |
| MUNICIPAL | 95 | 2047 | 4250 | 6297 | 35 | 52 | 204 | 496 | 710 | 4516 | 283 | | |
| | 94 | 2044 | 4168 | 6212 | 31 | 57 | 165 | 569 | 779 | 4350 | 260 | | |
| | CHANGE | 3+ | 82+ | 85+ | 4+ | 5- | 39+ | 73- | 69- | 166+ | 23+ | | |
| ***** | | | | | | | | | | | | | |
| BARBOUR CTY | TOTAL | 95 | 26 | 29 | 0 | 1 | 0 | 6 | 3 | 19 | 0 | | |
| | 94 | 8 | 35 | 43 | 0 | 1 | 0 | 5 | 5 | 29 | 3 | | |
| | CHANGE | 5- | 9- | 14- | 0 | 0 | 0 | 1+ | 2- | 10- | 3- | | |
| ***** | | | | | | | | | | | | | |
| RURAL | 95 | 0 | 8 | 8 | 0 | 1 | 0 | 3 | 3 | 1 | 0 | | |
| | 94 | 1 | 22 | 23 | 0 | 1 | 0 | 3 | 5 | 12 | 2 | | |
| | CHANGE | 1- | 14- | 15- | 0 | 0 | 0 | 0 | 2- | 11- | 2- | | |
| ***** | | | | | | | | | | | | | |
| SHERIFF | 95 | 0 | 2 | 2 | 0 | 0 | 0 | 0 | 1 | 1 | 0 | | |
| | 94 | 0 | 17 | 17 | 0 | 0 | 0 | 3 | 3 | 11 | 0 | | |
| | CHANGE | 0 | 15- | 15- | 0 | 0 | 0 | 3- | 2- | 10- | 0 | | |
| ***** | | | | | | | | | | | | | |
| STATE POLICE | 95 | 0 | 6 | 6 | 0 | 1 | 0 | 3 | 2 | 0 | 0 | | |
| | 94 | 1 | 5 | 6 | 0 | 1 | 0 | 0 | 2 | 1 | 2 | | |
| | CHANGE | 1- | 1+ | 0 | 0 | 0 | 0 | 3+ | 0 | 1- | 2- | | |
| ***** | | | | | | | | | | | | | |
| MUNICIPAL | 95 | 3 | 18 | 21 | 0 | 0 | 0 | 3 | 0 | 18 | 0 | | |
| | 94 | 7 | 13 | 20 | 0 | 0 | 0 | 2 | 0 | 17 | 1 | | |
| | CHANGE | 4- | 5+ | 1+ | 0 | 0 | 0 | 1+ | 0 | 1+ | 1- | | |
| ***** | | | | | | | | | | | | | |
| BELLINGTON PD | 95 | 0 | 0 | 0 | 0 | 0 | 0 | 0 | 0 | 0 | 0 | | |
| | 94 | 0 | 0 | 0 | 0 | 0 | 0 | 0 | 0 | 0 | 0 | | |
| | CHANGE | 0 | 0 | 0 | 0 | 0 | 0 | 0 | 0 | 0 | 0 | | |
| ***** | | | | | | | | | | | | | |
| PHILIPPI PD | 95 | 3 | 18 | 21 | 0 | 0 | 0 | 3 | 0 | 18 | 0 | | |
| | 94 | 7 | 13 | 20 | 0 | 0 | 0 | 2 | 0 | 17 | 1 | | |
| | CHANGE | 4- | 5+ | 1+ | 0 | 0 | 0 | 1+ | 0 | 1+ | 1- | | |

PART I ARRESTS BY CHARGE AND AGENCY TYPE
 JUVENILE ADULTS GRAND CRIMINAL HOMICIDE FORCIBLE ROBBERY AGGRAV BURGLARY LARCEINY AUTO
 TOTAL MURDER NEG MANSL RAPE ASSAULT THEFT

| AGENCY | CHARGE | JUVENILE | ADULTS | GRAND | CRIMINAL | HOMICIDE | FORCIBLE | ROBBERY | AGGRAV | BURGLARY | LARCEINY | AUTO |
|----------------|--------|----------|--------|-------|----------|----------|----------|---------|---------|----------|----------|-------|
| | | TOTAL | | | MURDER | NEG | RAPE | | ASSAULT | | | THEFT |
| BERKELEY CITY | TOTAL | 206 | 344 | 550 | 3 | 0 | 3 | 19 | 38 | 59 | 418 | 10 |
| | CHANGE | 175 | 295 | 470 | 5 | 0 | 3 | 16 | 42 | 49 | 335 | 20 |
| | | 31+ | 49+ | 80+ | 2- | 0 | 0 | 3+ | 4- | 10+ | 83+ | 10- |
| RURAL | TOTAL | 4 | 88 | 92 | 2 | 0 | 3 | 8 | 20 | 30 | 24 | 5 |
| | CHANGE | 14 | 107 | 121 | 4 | 0 | 3 | 3 | 20 | 29 | 47 | 15 |
| | | 10- | 19- | 29- | 2- | 0 | 0 | 5+ | 0 | 1+ | 23- | 10- |
| SHERIFF | TOTAL | 4 | 37 | 41 | 1 | 0 | 1 | 3 | 7 | 14 | 12 | 3 |
| | CHANGE | 12 | 37 | 49 | 0 | 0 | 0 | 2 | 4 | 8 | 30 | 5 |
| | | 8- | 0 | 8- | 1+ | 0 | 1+ | 1+ | 3+ | 6+ | 18- | 2- |
| STATE POLICE | 95 | 0 | 51 | 51 | 1 | 0 | 2 | 5 | 13 | 16 | 12 | 2 |
| | 94 | 2 | 70 | 72 | 4 | 0 | 3 | 1 | 16 | 21 | 17 | 10 |
| | CHANGE | 2- | 19- | 21- | 3- | 0 | 1- | 4+ | 3- | 5- | 5- | 8- |
| MUNICIPAL | 95 | 202 | 256 | 458 | 1 | 0 | 0 | 11 | 18 | 29 | 394 | 5 |
| | 94 | 161 | 188 | 349 | 1 | 0 | 0 | 13 | 22 | 20 | 288 | 5 |
| | CHANGE | 41+ | 68+ | 109+ | 0 | 0 | 0 | 2- | 4- | 9+ | 106+ | 0 |
| MARTINSBURG PD | 95 | 202 | 256 | 458 | 1 | 0 | 0 | 11 | 18 | 29 | 394 | 5 |
| | 94 | 161 | 188 | 349 | 1 | 0 | 0 | 13 | 22 | 20 | 288 | 5 |
| | CHANGE | 41+ | 68+ | 109+ | 0 | 0 | 0 | 2- | 4- | 9+ | 106+ | 0 |

| AGENCY | CHARGE | JUVENILE | ADULTS | GRAND | CRIMINAL | HOMICIDE | FORCIBLE | ROBBERY | AGGRAV | BURGLARY | LARCEINY | AUTO |
|--------------|--------|----------|--------|-------|----------|----------|----------|---------|---------|----------|----------|-------|
| | | TOTAL | | | MURDER | NEG | RAPE | | ASSAULT | | | THEFT |
| BOONE CITY | TOTAL | 4 | 31 | 35 | 0 | 0 | 0 | 0 | 7 | 9 | 11 | 8 |
| | CHANGE | 10 | 72 | 82 | 2 | 0 | 2 | 0 | 27 | 29 | 15 | 7 |
| | | 6- | 41- | 47- | 2- | 0 | 2- | 0 | 20- | 20- | 4- | 1+ |
| RURAL | TOTAL | 1 | 28 | 29 | 0 | 0 | 0 | 0 | 7 | 9 | 10 | 3 |
| | CHANGE | 6 | 70 | 76 | 2 | 0 | 2 | 0 | 26 | 29 | 12 | 5 |
| | | 5- | 42- | 47- | 2- | 0 | 2- | 0 | 19- | 20- | 2- | 2- |
| SHERIFF | 95 | 1 | 26 | 27 | 0 | 0 | 0 | 0 | 6 | 9 | 9 | 3 |
| | 94 | 0 | 55 | 55 | 0 | 0 | 0 | 0 | 26 | 18 | 10 | 1 |
| | CHANGE | 1+ | 29- | 28- | 0 | 0 | 0 | 0 | 20- | 9- | 1- | 2+ |
| STATE POLICE | 95 | 0 | 2 | 2 | 0 | 0 | 0 | 0 | 1 | 0 | 1 | 0 |
| | 94 | 6 | 15 | 21 | 2 | 0 | 2 | 0 | 0 | 11 | 2 | 4 |
| | CHANGE | 6- | 13- | 19- | 2- | 0 | 2- | 0 | 1+ | 11- | 1- | 4- |
| MUNICIPAL | 95 | 3 | 3 | 6 | 0 | 0 | 0 | 0 | 0 | 0 | 1 | 5 |
| | 94 | 4 | 2 | 6 | 0 | 0 | 0 | 0 | 1 | 0 | 3 | 2 |
| | CHANGE | 1- | 1+ | 0 | 0 | 0 | 0 | 0 | 1- | 0 | 2- | 3+ |
| MADISON PD | 95 | 2 | 3 | 5 | 0 | 0 | 0 | 0 | 0 | 0 | 0 | 5 |
| | 94 | 4 | 2 | 6 | 0 | 0 | 0 | 0 | 1 | 0 | 3 | 2 |
| | CHANGE | 2- | 1+ | 1- | 0 | 0 | 0 | 0 | 1- | 0 | 3- | 3+ |

PART I ARRESTS

PART I ARRESTS

| | ARRESTS BY CHARGE AND AGENCY TYPE | | TOTAL | MURDER | NEG | MANSL | RAPE | FORCIBLE | ROBBERY | AGGRAV | BURGLARY | LARCENY | AUTO THEFT |
|----------------|-----------------------------------|--------|-------|--------|-----|-------|------|----------|---------|--------|----------|---------|------------|
| | JUVENILE | ADULTS | | | | | | | | | | | |
| WHITESVILLE PD | 95 | 1 | 0 | 0 | 0 | 0 | 0 | 0 | 0 | 0 | 0 | 1 | 0 |
| | 94 | 0 | 0 | 0 | 0 | 0 | 0 | 0 | 0 | 0 | 0 | 0 | 0 |
| CHANGE | 1+ | 0 | 0 | 0 | 0 | 0 | 0 | 0 | 0 | 0 | 0 | 1+ | 0 |
| DANVILLE PD | 95 | 0 | 0 | 0 | 0 | 0 | 0 | 0 | 0 | 0 | 0 | 0 | 0 |
| | 94 | 0 | 0 | 0 | 0 | 0 | 0 | 0 | 0 | 0 | 0 | 0 | 0 |
| CHANGE | 0 | 0 | 0 | 0 | 0 | 0 | 0 | 0 | 0 | 0 | 0 | 0 | 0 |
| ***** | | | | | | | | | | | | | |
| BRAXTON CTY | 95 | 40 | 50 | 0 | 0 | 6 | 6 | 2 | 2 | 6 | 15 | 19 | 2 |
| | 94 | 1 | 43 | 1 | 0 | 4 | 4 | 1 | 1 | 8 | 17 | 17 | 3 |
| CHANGE | 9+ | 2- | 7+ | 1- | 0 | 2+ | 2+ | 1+ | 1+ | 2- | 6+ | 2+ | 1- |
| ***** | | | | | | | | | | | | | |
| RURAL | 95 | 10 | 37 | 0 | 0 | 6 | 6 | 2 | 2 | 6 | 14 | 17 | 2 |
| | 94 | 1 | 37 | 1 | 1 | 4 | 4 | 1 | 1 | 7 | 7 | 16 | 2 |
| CHANGE | 9+ | 0 | 0 | 1- | 0 | 2+ | 2+ | 1+ | 1+ | 1- | 7+ | 1+ | 0 |
| SHERIFF | 95 | 4 | 5 | 0 | 0 | 0 | 0 | 0 | 0 | 4 | 1 | 4 | 0 |
| | 94 | 0 | 13 | 0 | 0 | 0 | 0 | 0 | 0 | 2 | 2 | 9 | 0 |
| CHANGE | 4+ | 8- | 4- | 0 | 0 | 0 | 0 | 0 | 0 | 2+ | 1- | 5- | 0 |
| STATE POLICE | 95 | 6 | 32 | 0 | 0 | 6 | 6 | 2 | 2 | 2 | 13 | 13 | 2 |
| | 94 | 1 | 24 | 1 | 1 | 4 | 4 | 1 | 1 | 5 | 7 | 6+ | 2 |
| CHANGE | 5+ | 8+ | 13+ | 1- | 0 | 2+ | 2+ | 1+ | 1+ | 3- | 8+ | 6+ | 0 |
| ***** | | | | | | | | | | | | | |
| MUNICIPAL | 95 | 0 | 3 | 0 | 0 | 0 | 0 | 0 | 0 | 0 | 1 | 2 | 0 |
| | 94 | 0 | 5 | 0 | 0 | 0 | 0 | 0 | 0 | 1 | 1 | 1 | 1 |
| CHANGE | 0 | 2- | 2- | 0 | 0 | 0 | 0 | 0 | 0 | 1- | 1- | 1+ | 1- |
| SUTTON PD | 95 | 0 | 3 | 0 | 0 | 0 | 0 | 0 | 0 | 0 | 1 | 2 | 0 |
| | 94 | 0 | 5 | 0 | 0 | 0 | 0 | 0 | 0 | 1 | 2 | 1 | 1 |
| CHANGE | 0 | 2- | 2- | 0 | 0 | 0 | 0 | 0 | 0 | 1- | 1- | 1+ | 1- |
| ***** | | | | | | | | | | | | | |
| BROOKE CTY | 95 | 9 | 36 | 0 | 0 | 0 | 0 | 0 | 0 | 16 | 8 | 13 | 8 |
| | 94 | 10 | 49 | 0 | 0 | 0 | 0 | 2 | 2 | 19 | 10 | 24 | 4 |
| CHANGE | 1- | 13- | 14- | 0 | 0 | 0 | 0 | 2- | 2- | 3- | 2- | 11- | 4+ |
| ***** | | | | | | | | | | | | | |
| RURAL | 95 | 0 | 17 | 0 | 0 | 0 | 0 | 0 | 0 | 1 | 7 | 3 | 6 |
| | 94 | 0 | 22 | 0 | 0 | 0 | 0 | 0 | 1 | 0 | 9 | 11 | 5+ |
| CHANGE | 0 | 5- | 5- | 0 | 0 | 0 | 0 | 1- | 1- | 1+ | 2- | 8- | 1 |
| SHERIFF | 95 | 0 | 14 | 0 | 0 | 0 | 0 | 0 | 0 | 0 | 7 | 3 | 4 |
| | 94 | 0 | 22 | 0 | 0 | 0 | 0 | 1 | 1 | 0 | 9 | 11 | 3+ |
| CHANGE | 0 | 8- | 8- | 0 | 0 | 0 | 0 | 1- | 1- | 0 | 2- | 8- | 1 |
| STATE POLICE | 95 | 0 | 3 | 0 | 0 | 0 | 0 | 0 | 0 | 1 | 0 | 0 | 2 |
| | 94 | 0 | 0 | 0 | 0 | 0 | 0 | 0 | 0 | 0 | 0 | 0 | 0 |
| CHANGE | 0 | 3+ | 3+ | 0 | 0 | 0 | 0 | 0 | 0 | 1+ | 0 | 0 | 2+ |

| PART I ARRESTS BY CHARGE AND AGENCY TYPE | | | | | | | | | | | | |
|--|----------|--------|-------------|--------|----------|----------|----------|---------|--------|----------|---------|------------|
| | JUVENILE | ADULTS | GRAND TOTAL | MURDER | CRIMINAL | HOMICIDE | FORCIBLE | ROBBERY | AGGRAV | BURGLARY | LARCENY | AUTO THEFT |
| | | | | | | | RAPE | ASSAULT | | | | |
| MUNICIPAL | 9 | 19 | 28 | 0 | 0 | 0 | 0 | 0 | 15 | 1 | 10 | 2 |
| CHANGE | 10 | 27 | 37 | 0 | 0 | 0 | 0 | 1 | 19 | 1 | 13 | 3 |
| FOLLANSBEE PD | 1 | 8 | 9 | 0 | 0 | 0 | 0 | 1 | 4 | 0 | 3 | 1 |
| CHANGE | 9 | 15 | 24 | 0 | 0 | 0 | 0 | 0 | 15 | 1 | 8 | 0 |
| CHANGE | 10 | 17 | 27 | 0 | 0 | 0 | 0 | 0 | 19 | 0 | 7 | 1 |
| CHANGE | 1 | 2 | 3 | 0 | 0 | 0 | 0 | 0 | 4 | 1 | 1 | 1 |
| WELLSBURG PD | 0 | 4 | 4 | 0 | 0 | 0 | 0 | 0 | 0 | 0 | 2 | 2 |
| CHANGE | 0 | 10 | 10 | 0 | 0 | 0 | 0 | 1 | 0 | 1 | 6 | 2 |
| CHANGE | 0 | 6 | 6 | 0 | 0 | 0 | 0 | 1 | 0 | 1 | 4 | 0 |
| CABELL CTY | 278 | 588 | 866 | 9 | 0 | 14 | 14 | 33 | 71 | 138 | 567 | 34 |
| CHANGE | 234 | 594 | 828 | 11 | 0 | 6 | 6 | 29 | 98 | 124 | 534 | 26 |
| CHANGE | 44+ | 6- | 38+ | 2- | 0 | 8+ | 8+ | 4+ | 27- | 14+ | 33+ | 8+ |
| RURAL | 29 | 147 | 176 | 1 | 0 | 0 | 3 | 6 | 19 | 42 | 93 | 12 |
| CHANGE | 19 | 131 | 150 | 5 | 0 | 0 | 0 | 3 | 22 | 28 | 75 | 17 |
| CHANGE | 10+ | 16+ | 26+ | 4- | 0 | 0 | 3+ | 3+ | 3- | 14+ | 18+ | 5- |
| SHERIFF | 18 | 96 | 114 | 1 | 0 | 0 | 2 | 4 | 17 | 24 | 63 | 3 |
| CHANGE | 15 | 104 | 119 | 4 | 0 | 0 | 0 | 3 | 18 | 21 | 60 | 13 |
| CHANGE | 3+ | 8- | 5- | 3- | 0 | 0 | 2+ | 1+ | 1- | 3+ | 3+ | 10- |
| STATE POLICE | 11 | 51 | 62 | 0 | 0 | 0 | 1 | 2 | 2 | 18 | 30 | 9 |
| CHANGE | 4 | 27 | 31 | 1 | 0 | 0 | 0 | 0 | 4 | 7 | 15 | 4 |
| CHANGE | 7+ | 24+ | 31+ | 1- | 0 | 0 | 1+ | 2+ | 2- | 11+ | 15+ | 5+ |
| MUNICIPAL | 249 | 441 | 690 | 8 | 0 | 0 | 11 | 27 | 52 | 96 | 474 | 22 |
| CHANGE | 215 | 463 | 678 | 6 | 0 | 0 | 6 | 26 | 76 | 96 | 459 | 9 |
| CHANGE | 34+ | 22- | 12+ | 2+ | 0 | 0 | 5+ | 1+ | 24- | 0 | 15+ | 13+ |
| BARBOURSVILLE PD | 119 | 162 | 281 | 0 | 0 | 0 | 1 | 0 | 5 | 8 | 265 | 2 |
| CHANGE | 94 | 139 | 233 | 0 | 0 | 0 | 0 | 0 | 0 | 2 | 231 | 0 |
| CHANGE | 25+ | 23+ | 48+ | 0 | 0 | 0 | 1+ | 0 | 5+ | 6+ | 34+ | 2+ |
| HUNTINGTON PD | 127 | 267 | 394 | 8 | 0 | 0 | 10 | 27 | 42 | 88 | 201 | 18 |
| CHANGE | 120 | 317 | 437 | 6 | 0 | 0 | 6 | 26 | 76 | 90 | 224 | 9 |
| CHANGE | 7+ | 50- | 43- | 2+ | 0 | 0 | 4+ | 1+ | 34- | 2- | 23- | 9+ |
| MILTON PD | 1 | 9 | 10 | 0 | 0 | 0 | 0 | 0 | 5 | 0 | 4 | 1 |
| CHANGE | 1 | 7 | 8 | 0 | 0 | 0 | 0 | 0 | 0 | 0 | 4 | 0 |
| CHANGE | 0 | 2+ | 2+ | 0 | 0 | 0 | 0 | 0 | 5+ | 4- | 0 | 1+ |
| MU SECURITY POLICE | 2 | 3 | 5 | 0 | 0 | 0 | 0 | 0 | 0 | 0 | 4 | 1 |
| CHANGE | 0 | 0 | 0 | 0 | 0 | 0 | 0 | 0 | 0 | 0 | 0 | 0 |
| CHANGE | 2+ | 3+ | 5+ | 0 | 0 | 0 | 0 | 0 | 0 | 0 | 4+ | 1+ |
| CALHOUN CTY | 9 | 26 | 35 | 0 | 0 | 1 | 1 | 0 | 11 | 3 | 14 | 6 |
| CHANGE | 1 | 23 | 24 | 0 | 0 | 2 | 2 | 0 | 3 | 8 | 9 | 2 |
| CHANGE | 8+ | 3+ | 11+ | 0 | 0 | 1- | 1- | 0 | 8+ | 5- | 5+ | 4+ |

PART I ARRESTS

PART I ARRESTS

| | | PART I ARRESTS BY CHARGE AND AGENCY TYPE | | | | | | | | | | AUTO THEFT | |
|----------------|--------|--|--------|-------------|--------|----------|----------|----------|---------|--------|----------|------------|------------|
| | | JUVENILE | ADULTS | GRAND TOTAL | MURDER | CRIMINAL | HOMICIDE | FORCIBLE | ROBBERY | AGGRAV | BURGLARY | LARCENY | AUTO THEFT |
| | | | | | NEG | MANSL | RAPE | | ASSAULT | | | | |
| RURAL | 95 | 5 | 26 | 31 | 0 | 0 | 0 | 1 | 0 | 11 | 3 | 10 | 6 |
| | 94 | 0 | 21 | 21 | 0 | 0 | 2 | 0 | 0 | 3 | 8 | 6 | 2 |
| | CHANGE | 5+ | 5+ | 10+ | 0 | 0 | 1- | 0 | 0 | 8+ | 5- | 4+ | 4+ |
| SHERIFF | 95 | 0 | 14 | 14 | 0 | 0 | 1 | 0 | 0 | 7 | 0 | 6 | 0 |
| | 94 | 0 | 10 | 10 | 0 | 0 | 0 | 0 | 0 | 2 | 4 | 3 | 1 |
| | CHANGE | 0 | 4+ | 4+ | 0 | 0 | 1+ | 0 | 0 | 5+ | 4- | 3+ | 1- |
| STATE POLICE | 95 | 5 | 12 | 17 | 0 | 0 | 0 | 0 | 0 | 4 | 3 | 4 | 6 |
| | 94 | 0 | 11 | 11 | 0 | 0 | 2 | 0 | 0 | 1 | 4 | 3 | 1 |
| | CHANGE | 5+ | 1+ | 6+ | 0 | 0 | 2- | 0 | 0 | 3+ | 1- | 1+ | 5+ |
| MUNICIPAL | 95 | 4 | 0 | 4 | 0 | 0 | 0 | 0 | 0 | 0 | 0 | 4 | 0 |
| | 94 | 1 | 2 | 3 | 0 | 0 | 0 | 0 | 0 | 0 | 0 | 3 | 0 |
| | CHANGE | 3+ | 2- | 1+ | 0 | 0 | 0 | 0 | 0 | 0 | 0 | 1+ | 0 |
| GRANTSVILLE PD | 95 | 4 | 0 | 4 | 0 | 0 | 0 | 0 | 0 | 0 | 0 | 4 | 0 |
| | 94 | 1 | 2 | 3 | 0 | 0 | 0 | 0 | 0 | 0 | 0 | 3 | 0 |
| | CHANGE | 3+ | 2- | 1+ | 0 | 0 | 0 | 0 | 0 | 0 | 0 | 1+ | 0 |
| CLAY CTY | 95 | 0 | 26 | 26 | 0 | 0 | 1 | 0 | 0 | 2 | 9 | 9 | 5 |
| | 94 | 1 | 27 | 28 | 0 | 0 | 1 | 0 | 0 | 7 | 6 | 12 | 2 |
| | CHANGE | 1- | 1- | 2- | 0 | 0 | 0 | 0 | 0 | 5- | 3+ | 3- | 3+ |
| RURAL | 95 | 0 | 26 | 26 | 0 | 0 | 1 | 0 | 0 | 2 | 9 | 9 | 5 |
| | 94 | 1 | 27 | 28 | 0 | 0 | 1 | 0 | 0 | 7 | 6 | 12 | 2 |
| | CHANGE | 1- | 1- | 2- | 0 | 0 | 0 | 0 | 0 | 5- | 3+ | 3- | 3+ |
| SHERIFF | 95 | 0 | 12 | 12 | 0 | 0 | 0 | 0 | 0 | 0 | 4 | 8 | 0 |
| | 94 | 0 | 15 | 15 | 0 | 0 | 0 | 0 | 0 | 5 | 2 | 8 | 0 |
| | CHANGE | 0 | 3- | 3- | 0 | 0 | 0 | 0 | 0 | 5- | 2+ | 0 | 0 |
| STATE POLICE | 95 | 0 | 14 | 14 | 0 | 0 | 1 | 0 | 0 | 2 | 5 | 1 | 5 |
| | 94 | 1 | 12 | 13 | 0 | 0 | 1 | 0 | 0 | 2 | 4 | 4 | 2 |
| | CHANGE | 1- | 2+ | 1+ | 0 | 0 | 0 | 0 | 0 | 0 | 1+ | 3- | 3+ |
| DODDRIDGE CTY | 95 | 2 | 11 | 13 | 0 | 0 | 1 | 0 | 0 | 1 | 0 | 3 | 8 |
| | 94 | 0 | 9 | 9 | 0 | 0 | 0 | 0 | 0 | 2 | 2 | 5 | 0 |
| | CHANGE | 2+ | 2+ | 4+ | 0 | 0 | 1+ | 0 | 0 | 1- | 2- | 2- | 8+ |
| RURAL | 95 | 2 | 11 | 13 | 0 | 0 | 1 | 0 | 0 | 1 | 0 | 3 | 8 |
| | 94 | 0 | 9 | 9 | 0 | 0 | 0 | 0 | 0 | 2 | 2 | 5 | 0 |
| | CHANGE | 2+ | 2+ | 4+ | 0 | 0 | 1+ | 0 | 0 | 1- | 2- | 2- | 8+ |
| SHERIFF | 95 | 0 | 0 | 0 | 0 | 0 | 0 | 0 | 0 | 0 | 0 | 0 | 0 |
| | 94 | 0 | 1 | 1 | 0 | 0 | 0 | 0 | 0 | 0 | 0 | 1 | 0 |
| | CHANGE | 0 | 1- | 1- | 0 | 0 | 0 | 0 | 0 | 0 | 0 | 1- | 0 |

| PART I ARRESTS BY CHARGE AND AGENCY TYPE | | | | | | | | | | | |
|--|----------|--------|-------------|--------|-------------------|---------------|---------|----------------|----------|---------|------------|
| | JUVENILE | ADULTS | GRAND TOTAL | MURDER | CRIMINAL HOMICIDE | FORCIBLE RAPE | ROBBERY | AGGRAV ASSAULT | BURGLARY | LARCENY | AUTO THEFT |
| STATE POLICE 95 | 2 | 11 | 13 | 0 | 0 | 1 | 0 | 1 | 0 | 0 | 8 |
| 94 | 0 | 8 | 8 | 0 | 0 | 0 | 0 | 2 | 2 | 4 | 0 |
| CHANGE | 2+ | 3+ | 5+ | 0 | 0 | 1+ | 0 | 1- | 2- | 1- | 8+ |
| ***** | | | | | | | | | | | |
| FAYETTE CITY TOTAL | 149 | 182 | 331 | 5 | 1 | 2 | 11 | 42 | 81 | 169 | 20 |
| 95 | 73 | 147 | 220 | 1 | 2 | 1 | 5 | 26 | 33 | 138 | 14 |
| 94 | 76+ | 35+ | 111+ | 4+ | 1- | 1+ | 6+ | 16+ | 48+ | 31+ | 6+ |
| CHANGE | ***** | ***** | ***** | ***** | ***** | ***** | ***** | ***** | ***** | ***** | ***** |
| RURAL | 54 | 94 | 148 | 4 | 1 | 2 | 5 | 34 | 43 | 46 | 13 |
| 94 | 22 | 71 | 93 | 1 | 2 | 1 | 4 | 25 | 25 | 24 | 11 |
| CHANGE | 32+ | 23+ | 55+ | 3+ | 1- | 1+ | 1+ | 9+ | 18+ | 22+ | 2+ |
| SHERIFF | 46 | 62 | 108 | 3 | 1 | 2 | 4 | 19 | 39 | 31 | 9 |
| 94 | 21 | 44 | 65 | 0 | 2 | 0 | 3 | 14 | 23 | 16 | 7 |
| CHANGE | 25+ | 18+ | 43+ | 3+ | 1- | 2+ | 1+ | 5+ | 16+ | 15+ | 2+ |
| STATE POLICE 95 | 8 | 32 | 40 | 1 | 0 | 0 | 1 | 15 | 4 | 15 | 4 |
| 94 | 1 | 27 | 28 | 1 | 0 | 1 | 1 | 11 | 2 | 8 | 4 |
| CHANGE | 7+ | 5+ | 12+ | 0 | 0 | 1- | 0 | 4+ | 2+ | 7+ | 0 |
| MUNICIPAL | 95 | 88 | 183 | 1 | 0 | 0 | 6 | 8 | 38 | 123 | 7 |
| 94 | 51 | 76 | 127 | 0 | 0 | 0 | 1 | 1 | 8 | 114 | 3 |
| CHANGE | 44+ | 12+ | 56+ | 1+ | 0 | 0 | 5+ | 7+ | 30+ | 9+ | 4+ |
| ANSTED PD | 6 | 2 | 8 | 0 | 0 | 0 | 0 | 0 | 8 | 0 | 0 |
| 94 | 1 | 3 | 4 | 0 | 0 | 0 | 0 | 0 | 3 | 1 | 0 |
| CHANGE | 5+ | 1- | 4+ | 0 | 0 | 0 | 0 | 0 | 5+ | 1- | 0 |
| FAYETTEVILLE PD | 1 | 4 | 5 | 0 | 0 | 0 | 0 | 0 | 1 | 0 | 4 |
| 94 | 0 | 1 | 1 | 0 | 0 | 0 | 0 | 0 | 0 | 0 | 0 |
| CHANGE | 1+ | 3+ | 4+ | 0 | 0 | 0 | 1- | 0 | 1+ | 0 | 4+ |
| MONTGOMERY PD | 1 | 6 | 7 | 0 | 0 | 0 | 0 | 0 | 1 | 6 | 0 |
| 94 | 1 | 8 | 9 | 0 | 0 | 0 | 0 | 0 | 0 | 9 | 0 |
| CHANGE | 0 | 2- | 2- | 0 | 0 | 0 | 0 | 0 | 1+ | 3- | 0 |
| MOUNT HOPE PD | 3 | 18 | 21 | 0 | 0 | 0 | 5 | 2 | 11 | 3 | 0 |
| 94 | 0 | 3 | 3 | 0 | 0 | 0 | 0 | 0 | 1 | 2 | 0 |
| CHANGE | 3+ | 15+ | 18+ | 0 | 0 | 0 | 5+ | 2+ | 10+ | 1+ | 0 |
| OAK HILL PD | 84 | 55 | 139 | 0 | 0 | 0 | 1 | 4 | 17 | 114 | 3 |
| 94 | 47 | 58 | 105 | 0 | 0 | 0 | 0 | 0 | 4 | 100 | 1 |
| CHANGE | 37+ | 3- | 34+ | 0 | 0 | 0 | 1+ | 4+ | 13+ | 14+ | 2+ |
| SMITHERS PD | 0 | 3 | 3 | 1 | 0 | 0 | 0 | 2 | 0 | 0 | 0 |
| 94 | 2 | 4 | 6 | 0 | 0 | 0 | 0 | 0 | 0 | 2 | 2 |
| CHANGE | 2- | 1+ | 1- | 1+ | 0 | 0 | 0 | 2+ | 0 | 2- | 2- |
| N VA TECH SECURITY | 0 | 0 | 0 | 0 | 0 | 0 | 0 | 0 | 0 | 0 | 0 |
| 94 | 0 | 1 | 1 | 0 | 0 | 0 | 0 | 1 | 0 | 0 | 0 |
| CHANGE | 0 | 1- | 1- | 0 | 0 | 0 | 0 | 1- | 0 | 0 | 0 |

PART I ARRESTS

| | | PART I ARRESTS BY CHARGE AND AGENCY TYPE | | | | | | | | | | AUTO THEFT |
|-----------------------|--------|--|--------|-------------|--------|----------|----------|----------|---------|----------------|----------|------------|
| | | JUVENILE | ADULTS | GRAND TOTAL | MURDER | CRIMINAL | HOMICIDE | FORCIBLE | ROBBERY | AGGRAV ASSAULT | BURGLARY | LARCENY |
| | | | | | | | | | | | | |
| GAULEY BRIDGE PD | 95 | 0 | 0 | 0 | 0 | 0 | 0 | 0 | 0 | 0 | 0 | 0 |
| | 94 | 0 | 0 | 0 | 0 | 0 | 0 | 0 | 0 | 0 | 0 | 0 |
| | CHANGE | 0 | 0 | 0 | 0 | 0 | 0 | 0 | 0 | 0 | 0 | 0 |
| ***** | | | | | | | | | | | | |
| GILMER CITY | 95 | 17 | 17 | 34 | 0 | 0 | 0 | 0 | 0 | 1 | 3 | 11 |
| | 94 | 8 | 8 | 16 | 0 | 0 | 0 | 0 | 0 | 0 | 0 | 8 |
| | CHANGE | 9+ | 9+ | 18 | 0 | 0 | 0 | 0 | 0 | 1+ | 3+ | 3+ |
| ***** | | | | | | | | | | | | |
| RURAL | 95 | 7 | 7 | 14 | 0 | 0 | 0 | 0 | 0 | 1 | 1 | 3 |
| | 94 | 3 | 3 | 6 | 0 | 0 | 0 | 0 | 0 | 0 | 0 | 3 |
| | CHANGE | 4+ | 4+ | 8 | 0 | 0 | 0 | 0 | 0 | 1+ | 1+ | 0 |
| ***** | | | | | | | | | | | | |
| SHERIFF | 95 | 0 | 2 | 2 | 0 | 0 | 0 | 0 | 0 | 0 | 1 | 0 |
| | 94 | 0 | 0 | 0 | 0 | 0 | 0 | 0 | 0 | 0 | 0 | 0 |
| | CHANGE | 0 | 2+ | 2 | 0 | 0 | 0 | 0 | 0 | 0 | 1+ | 0 |
| ***** | | | | | | | | | | | | |
| STATE POLICE | 95 | 0 | 5 | 5 | 0 | 0 | 0 | 0 | 0 | 1 | 0 | 3 |
| | 94 | 0 | 3 | 3 | 0 | 0 | 0 | 0 | 0 | 0 | 0 | 3 |
| | CHANGE | 0 | 2+ | 2 | 0 | 0 | 0 | 0 | 0 | 1+ | 0 | 0 |
| ***** | | | | | | | | | | | | |
| MUNICIPAL | 95 | 0 | 10 | 10 | 0 | 0 | 0 | 0 | 0 | 0 | 2 | 8 |
| | 94 | 0 | 5 | 5 | 0 | 0 | 0 | 0 | 0 | 0 | 0 | 5 |
| | CHANGE | 0 | 5+ | 5 | 0 | 0 | 0 | 0 | 0 | 0 | 2+ | 3+ |
| ***** | | | | | | | | | | | | |
| GLENVILLE PD | 95 | 0 | 10 | 10 | 0 | 0 | 0 | 0 | 0 | 0 | 2 | 8 |
| | 94 | 0 | 5 | 5 | 0 | 0 | 0 | 0 | 0 | 0 | 0 | 5 |
| | CHANGE | 0 | 5+ | 5 | 0 | 0 | 0 | 0 | 0 | 0 | 2+ | 3+ |
| ***** | | | | | | | | | | | | |
| GLENVILLE ST SECURITY | 95 | 0 | 0 | 0 | 0 | 0 | 0 | 0 | 0 | 0 | 0 | 0 |
| | 94 | 0 | 0 | 0 | 0 | 0 | 0 | 0 | 0 | 0 | 0 | 0 |
| | CHANGE | 0 | 0 | 0 | 0 | 0 | 0 | 0 | 0 | 0 | 0 | 0 |
| ***** | | | | | | | | | | | | |
| GRANT CTY | 95 | 2 | 16 | 18 | 0 | 0 | 0 | 0 | 0 | 3 | 1 | 13 |
| | 94 | 1 | 20 | 21 | 0 | 0 | 0 | 0 | 0 | 3 | 7 | 8 |
| | CHANGE | 1+ | 4- | 3- | 0 | 0 | 0 | 0 | 0 | 0 | 6- | 5+ |
| ***** | | | | | | | | | | | | |
| RURAL | 95 | 0 | 4 | 4 | 0 | 0 | 0 | 0 | 0 | 0 | 0 | 3 |
| | 94 | 0 | 16 | 16 | 0 | 0 | 0 | 0 | 0 | 3 | 6 | 4 |
| | CHANGE | 0 | 12- | 12- | 0 | 0 | 0 | 0 | 0 | 3- | 6- | 1- |
| ***** | | | | | | | | | | | | |
| SHERIFF | 95 | 0 | 1 | 1 | 0 | 0 | 0 | 0 | 0 | 0 | 0 | 1 |
| | 94 | 0 | 6 | 6 | 0 | 0 | 0 | 0 | 0 | 2 | 2 | 0 |
| | CHANGE | 0 | 5- | 5- | 0 | 0 | 0 | 0 | 0 | 2- | 2- | 1+ |
| ***** | | | | | | | | | | | | |
| STATE POLICE | 95 | 0 | 3 | 3 | 0 | 0 | 0 | 0 | 0 | 0 | 0 | 2 |
| | 94 | 0 | 10 | 10 | 0 | 0 | 0 | 0 | 0 | 1 | 4 | 1 |
| | CHANGE | 0 | 7- | 7- | 0 | 0 | 0 | 0 | 0 | 1- | 4- | 2- |

| | | PART I ARRESTS BY CHARGE AND AGENCY TYPE | | | | | | | | | | | | |
|--------------------------|--------|--|--------|-------------|--------|----------|----------|----------|---------|--------|----------|---------|-------|--|
| | | JUVENILE | ADULTS | GRAND TOTAL | MURDER | CRIMINAL | HOMICIDE | FORCIBLE | ROBBERY | AGGRAV | BURGLARY | LARCENY | AUTO | |
| | | | | | | | | RAPE | ASSAULT | | | | THEFT | |
| MUNICIPAL | 95 | 2 | 12 | 14 | 0 | 0 | 0 | 0 | 0 | 3 | 1 | 10 | 0 | |
| | 94 | 1 | 4 | 5 | 0 | 0 | 0 | 0 | 0 | 0 | 1 | 4 | 0 | |
| | CHANGE | 1+ | 8+ | 9+ | 0 | 0 | 0 | 0 | 0 | 3+ | 0 | 6+ | 0 | |
| PETERSBURG PD | 95 | 2 | 12 | 14 | 0 | 0 | 0 | 0 | 0 | 3 | 1 | 10 | 0 | |
| | 94 | 1 | 4 | 5 | 0 | 0 | 0 | 0 | 0 | 0 | 1 | 4 | 0 | |
| | CHANGE | 1+ | 8+ | 9+ | 0 | 0 | 0 | 0 | 0 | 3+ | 0 | 6+ | 0 | |
| GREENBRIER CTY TOTAL | 95 | 32 | 68 | 100 | 0 | 0 | 3 | 2 | 13 | 24 | 47 | 11 | 11 | |
| | 94 | 30 | 71 | 101 | 1 | 1 | 5 | 0 | 14 | 35 | 39 | 6 | 6 | |
| | CHANGE | 2+ | 3- | 1- | 1- | 1- | 2- | 2+ | 1- | 11- | 8+ | 5+ | 5+ | |
| RURAL | 95 | 14 | 32 | 46 | 0 | 0 | 3 | 0 | 0 | 9 | 17 | 15 | 2 | |
| | 94 | 13 | 38 | 51 | 1 | 1 | 0 | 0 | 0 | 6 | 14 | 23 | 3 | |
| | CHANGE | 1+ | 6- | 5- | 1- | 1- | 0 | 0 | 0 | 3+ | 3+ | 8- | 1- | |
| SHERIFF | 95 | 9 | 11 | 20 | 0 | 0 | 3 | 0 | 0 | 3 | 12 | 1 | 1 | |
| | 94 | 4 | 13 | 17 | 0 | 0 | 0 | 0 | 0 | 1 | 5 | 10 | 1 | |
| | CHANGE | 5+ | 2- | 3+ | 0 | 0 | 3+ | 0 | 0 | 2+ | 7+ | 9- | 0 | |
| STATE POLICE | 95 | 5 | 21 | 26 | 0 | 0 | 0 | 0 | 0 | 6 | 5 | 14 | 1 | |
| | 94 | 9 | 25 | 34 | 1 | 1 | 3 | 0 | 0 | 5 | 9 | 13 | 2 | |
| | CHANGE | 4- | 4- | 8- | 1- | 1- | 3- | 0 | 0 | 1+ | 4- | 1+ | 1- | |
| MUNICIPAL | 95 | 18 | 36 | 54 | 0 | 0 | 0 | 0 | 2 | 4 | 7 | 32 | 9 | |
| | 94 | 17 | 33 | 50 | 0 | 0 | 0 | 0 | 0 | 8 | 21 | 16 | 3 | |
| | CHANGE | 1+ | 3+ | 4+ | 0 | 0 | 2- | 2+ | 0 | 4- | 14- | 16+ | 6+ | |
| LEMISBURG PD | 95 | 1 | 25 | 26 | 0 | 0 | 0 | 0 | 2 | 1 | 3 | 13 | 7 | |
| | 94 | 5 | 16 | 21 | 0 | 0 | 0 | 0 | 0 | 7 | 10 | 2 | 2 | |
| | CHANGE | 4- | 9+ | 5+ | 0 | 0 | 0 | 2+ | 0 | 6- | 7- | 11+ | 5+ | |
| RAINELLE PD | 95 | 13 | 6 | 19 | 0 | 0 | 0 | 0 | 0 | 1 | 0 | 18 | 0 | |
| | 94 | 3 | 7 | 10 | 0 | 0 | 0 | 0 | 0 | 0 | 0 | 10 | 0 | |
| | CHANGE | 10+ | 1- | 9+ | 0 | 0 | 0 | 0 | 0 | 1+ | 0 | 8+ | 0 | |
| ROMCEVERTE PD | 95 | 2 | 0 | 2 | 0 | 0 | 0 | 0 | 0 | 0 | 2 | 0 | 0 | |
| | 94 | 0 | 3 | 3 | 0 | 0 | 0 | 0 | 0 | 0 | 1 | 2 | 0 | |
| | CHANGE | 2+ | 3- | 1- | 0 | 0 | 0 | 0 | 0 | 0 | 1+ | 2- | 0 | |
| NHYTE SULPHUR SPRINGS PD | 95 | 2 | 5 | 7 | 0 | 0 | 0 | 0 | 0 | 2 | 2 | 1 | 2 | |
| | 94 | 9 | 7 | 16 | 0 | 0 | 2 | 0 | 0 | 1 | 10 | 2 | 1 | |
| | CHANGE | 7- | 2- | 9- | 0 | 0 | 2- | 0 | 0 | 1+ | 8- | 1- | 1+ | |
| HAMPSHIRE CTY TOTAL | 95 | 9 | 32 | 41 | 2 | 2 | 0 | 0 | 0 | 3 | 17 | 15 | 4 | |
| | 94 | 8 | 30 | 38 | 2 | 0 | 0 | 0 | 0 | 8 | 12 | 14 | 2 | |
| | CHANGE | 1+ | 2+ | 3+ | 0 | 0 | 0 | 0 | 0 | 5- | 5+ | 1+ | 2+ | |

PART I ARRESTS

PART I ARRESTS

| | | PART I ARRESTS BY CHARGE AND AGENCY TYPE | | | | | | | | | | | | |
|-------------------|--------|--|--------|-------------|--------|----------|----------|----------|---------|--------|----------|---------|-------|--|
| | | JUVENILE | ADULTS | GRAND TOTAL | MURDER | CRIMINAL | HOMICIDE | FORCIBLE | ROBBERY | AGGRAV | BURGLARY | LARCENY | AUTO | |
| | | | | | | | | RAPE | ASSAULT | | | | THEFT | |
| RURAL | 95 | 9 | 30 | 39 | 1 | 0 | 0 | 0 | 0 | 3 | 17 | 15 | 3 | |
| | 94 | 8 | 28 | 36 | 2 | 0 | 0 | 0 | 0 | 7 | 12 | 14 | 1 | |
| | CHANGE | 1+ | 2+ | 3+ | 1- | 0 | 0 | 0 | 0 | 4- | 5+ | 1+ | 2+ | |
| SHERIFF | 95 | 0 | 4 | 4 | 0 | 0 | 0 | 0 | 0 | 1 | 1 | 2 | 0 | |
| | 94 | 1 | 3 | 4 | 0 | 0 | 0 | 0 | 0 | 1 | 1 | 1 | 0 | |
| | CHANGE | 1- | 1+ | 0 | 0 | 0 | 0 | 0 | 0 | 1- | 0 | 1+ | 0 | |
| STATE POLICE | 95 | 9 | 26 | 35 | 1 | 0 | 0 | 0 | 0 | 2 | 16 | 13 | 3 | |
| | 94 | 7 | 25 | 32 | 2 | 0 | 0 | 0 | 0 | 5 | 11 | 13 | 1 | |
| | CHANGE | 2+ | 1+ | 3+ | 1- | 0 | 0 | 0 | 0 | 3- | 5+ | 0 | 2+ | |
| MUNICIPAL | 95 | 0 | 2 | 2 | 1 | 0 | 0 | 0 | 0 | 0 | 0 | 0 | 1 | |
| | 94 | 0 | 2 | 2 | 0 | 0 | 0 | 0 | 0 | 1 | 0 | 0 | 1 | |
| | CHANGE | 0 | 0 | 0 | 1+ | 0 | 0 | 0 | 0 | 1- | 0 | 0 | 0 | |
| ROMNEY PD | 95 | 0 | 2 | 2 | 1 | 0 | 0 | 0 | 0 | 0 | 0 | 0 | 1 | |
| | 94 | 0 | 2 | 2 | 0 | 0 | 0 | 0 | 0 | 0 | 0 | 0 | 1 | |
| | CHANGE | 0 | 0 | 0 | 1+ | 0 | 0 | 0 | 0 | 1- | 0 | 0 | 0 | |
| ***** | | | | | | | | | | | | | | |
| HARCOCK CTY | 95 | 42 | 86 | 128 | 0 | 2 | 1 | 0 | 0 | 24 | 18 | 78 | 5 | |
| | 94 | 29 | 84 | 113 | 0 | 0 | 0 | 0 | 1 | 14 | 22 | 72 | 4 | |
| | CHANGE | 13+ | 2+ | 15+ | 0 | 2+ | 1+ | 1- | 1- | 10+ | 4- | 6+ | 1+ | |
| ***** | | | | | | | | | | | | | | |
| RURAL | 95 | 1 | 23 | 24 | 0 | 2 | 1 | 0 | 0 | 9 | 4 | 6 | 2 | |
| | 94 | 2 | 25 | 27 | 0 | 0 | 0 | 0 | 0 | 6 | 6 | 13 | 1 | |
| | CHANGE | 1- | 2- | 3- | 0 | 2+ | 1+ | 1- | 1- | 3+ | 2- | 7- | 1+ | |
| SHERIFF | 95 | 1 | 23 | 24 | 0 | 2 | 1 | 0 | 0 | 9 | 4 | 6 | 2 | |
| | 94 | 1 | 23 | 24 | 0 | 0 | 0 | 0 | 1 | 5 | 6 | 12 | 0 | |
| | CHANGE | 0 | 0 | 0 | 0 | 2+ | 1+ | 1- | 1- | 4+ | 2- | 6- | 2+ | |
| STATE POLICE | 95 | 0 | 0 | 0 | 0 | 0 | 0 | 0 | 0 | 0 | 0 | 0 | 0 | |
| | 94 | 1 | 2 | 3 | 0 | 0 | 0 | 0 | 0 | 1 | 0 | 1 | 1 | |
| | CHANGE | 1- | 2- | 3- | 0 | 0 | 0 | 0 | 0 | 1- | 0 | 1- | 1- | |
| ***** | | | | | | | | | | | | | | |
| MUNICIPAL | 95 | 41 | 63 | 104 | 0 | 0 | 0 | 0 | 0 | 15 | 14 | 72 | 3 | |
| | 94 | 27 | 59 | 86 | 0 | 0 | 0 | 0 | 0 | 8 | 16 | 59 | 3 | |
| | CHANGE | 14+ | 4+ | 18+ | 0 | 0 | 0 | 0 | 0 | 7+ | 2- | 13+ | 0 | |
| CHESTER PD | 95 | 0 | 2 | 2 | 0 | 0 | 0 | 0 | 0 | 1 | 1 | 0 | 0 | |
| | 94 | 0 | 9 | 9 | 0 | 0 | 0 | 0 | 0 | 0 | 3 | 6 | 0 | |
| | CHANGE | 0 | 7- | 7- | 0 | 0 | 0 | 0 | 0 | 1+ | 2- | 6- | 0 | |
| WEIRTON PD | 95 | 40 | 59 | 99 | 0 | 0 | 0 | 0 | 0 | 13 | 12 | 72 | 2 | |
| | 94 | 27 | 44 | 71 | 0 | 0 | 0 | 0 | 0 | 7 | 9 | 53 | 2 | |
| | CHANGE | 13+ | 15+ | 28+ | 0 | 0 | 0 | 0 | 0 | 6+ | 3+ | 19+ | 0 | |
| NEW CUMBERLAND PD | 95 | 1 | 2 | 3 | 0 | 0 | 0 | 0 | 0 | 1 | 1 | 0 | 1 | |
| | 94 | 0 | 6 | 6 | 0 | 0 | 0 | 0 | 0 | 1 | 4 | 0 | 1 | |
| | CHANGE | 1+ | 4- | 3- | 0 | 0 | 0 | 0 | 0 | 0 | 3- | 0 | 0 | |

PART I ARRESTS BY CHARGE AND AGENCY TYPE

| | | JUVENILE | ADULTS | TOTAL | MURDER | CRIMINAL | HOMICIDE | FORCIBLE | ROBBERY | AGGRAV | BURGLARY | LARCENY | AUTO |
|---------------|--------|----------|--------|-------|--------|----------|----------|----------|---------|---------|----------|---------|-------|
| | | | | | RAPE | RAPE | RAPE | RAPE | ASSAULT | ASSAULT | LARCENY | LARCENY | THEFT |
| HARDY CTY | TOTAL | 23 | 31 | 54 | 0 | 0 | 0 | 1 | 0 | 5 | 8 | 37 | 3 |
| | 94 | 17 | 20 | 37 | 1 | 0 | 0 | 1 | 0 | 2 | 19 | 13 | 1 |
| | CHANGE | 6+ | 11+ | 17+ | 1- | 0 | 0 | 0 | 0 | 3+ | 11- | 24+ | 2+ |
| RURAL | TOTAL | 5 | 9 | 14 | 0 | 0 | 0 | 1 | 0 | 1 | 4 | 7 | 1 |
| | 94 | 7 | 10 | 17 | 1 | 0 | 0 | 1 | 0 | 0 | 13 | 2 | 0 |
| | CHANGE | 2- | 1- | 3- | 0 | 0 | 0 | 0 | 0 | 1+ | 9- | 5+ | 1+ |
| SHERIFF | TOTAL | 2 | 1 | 3 | 0 | 0 | 0 | 1 | 0 | 0 | 2 | 0 | 0 |
| | 94 | 5 | 0 | 5 | 0 | 0 | 0 | 0 | 0 | 0 | 5 | 0 | 0 |
| | CHANGE | 3- | 1+ | 2- | 0 | 0 | 0 | 1+ | 0 | 0 | 3- | 0 | 0 |
| STATE POLICE | TOTAL | 3 | 8 | 11 | 0 | 0 | 0 | 0 | 0 | 1 | 2 | 7 | 1 |
| | 94 | 2 | 10 | 12 | 1 | 0 | 0 | 1 | 0 | 0 | 8 | 2 | 0 |
| | CHANGE | 1+ | 2- | 1- | 1- | 0 | 0 | 1- | 0 | 1+ | 6- | 5+ | 1+ |
| MUNICIPAL | TOTAL | 18 | 22 | 40 | 0 | 0 | 0 | 0 | 0 | 4 | 4 | 30 | 2 |
| | 94 | 10 | 10 | 20 | 0 | 0 | 0 | 0 | 0 | 2 | 6 | 11 | 1 |
| | CHANGE | 8+ | 12+ | 20+ | 0 | 0 | 0 | 0 | 0 | 2+ | 2- | 19+ | 1+ |
| MOOREFIELD PD | TOTAL | 18 | 22 | 40 | 0 | 0 | 0 | 0 | 0 | 4 | 4 | 30 | 2 |
| | 94 | 10 | 10 | 20 | 0 | 0 | 0 | 0 | 0 | 2 | 6 | 11 | 1 |
| | CHANGE | 8+ | 12+ | 20+ | 0 | 0 | 0 | 0 | 0 | 2+ | 2- | 19+ | 1+ |
| HARRISON CTY | TOTAL | 79 | 338 | 417 | 3 | 0 | 7 | 12 | 25 | 43 | 320 | 7 | 7 |
| | 94 | 117 | 350 | 467 | 4 | 0 | 8 | 17 | 21 | 62 | 352 | 13 | 13 |
| | CHANGE | 38- | 12- | 50- | 1- | 0 | 1- | 5+ | 4+ | 19- | 32- | 6- | 6- |
| RURAL | TOTAL | 12 | 47 | 59 | 1 | 0 | 2 | 1 | 11 | 8 | 32 | 4 | 4 |
| | 94 | 37 | 50 | 87 | 1 | 0 | 1 | 3 | 5 | 18 | 52 | 7 | 7 |
| | CHANGE | 25- | 3- | 28- | 0 | 0 | 1+ | 2- | 6+ | 10- | 20- | 3- | 3- |
| SHERIFF | TOTAL | 12 | 30 | 42 | 1 | 0 | 1 | 1 | 10 | 5 | 24 | 0 | 0 |
| | 94 | 31 | 35 | 66 | 1 | 0 | 1 | 3 | 5 | 9 | 43 | 4 | 4 |
| | CHANGE | 19- | 5- | 24- | 0 | 0 | 0 | 2- | 5+ | 4- | 19- | 4- | 4- |
| STATE POLICE | TOTAL | 0 | 17 | 17 | 0 | 0 | 1 | 0 | 1 | 3 | 8 | 4 | 4 |
| | 94 | 6 | 15 | 21 | 0 | 0 | 0 | 0 | 0 | 9 | 9 | 3 | 3 |
| | CHANGE | 6- | 2+ | 4- | 0 | 0 | 1+ | 0 | 1+ | 6- | 1- | 1+ | 1+ |
| MUNICIPAL | TOTAL | 67 | 291 | 358 | 2 | 0 | 5 | 11 | 14 | 35 | 288 | 3 | 3 |
| | 94 | 80 | 300 | 380 | 3 | 0 | 7 | 4 | 16 | 44 | 300 | 6 | 6 |
| | CHANGE | 13- | 9- | 22- | 1- | 0 | 2- | 7+ | 2- | 9- | 12- | 3- | 3- |
| BRIDGEPORT PD | TOTAL | 51 | 83 | 134 | 0 | 0 | 0 | 0 | 0 | 7 | 127 | 0 | 0 |
| | 94 | 48 | 98 | 146 | 0 | 0 | 2 | 0 | 4 | 7 | 131 | 4 | 2 |
| | CHANGE | 3+ | 15- | 12- | 0 | 0 | 2- | 0 | 4- | 0 | 0 | 4- | 2- |

PART I ARRESTS

PART I ARRESTS

| | | PART I ARRESTS BY CHARGE AND AGENCY TYPE | | | | | | | | | | | |
|----------------|--------|--|--------|-------------|--------|----------|----------|----------|---------|--------|----------|---------|------------|
| | | JUVENILE | ADULTS | GRAND TOTAL | MURDER | CRIMINAL | HOMICIDE | FORCIBLE | ROBBERY | AGGRAV | BURGLARY | LARCENY | AUTO THEFT |
| | | | | | | | | RAPE | ASSAULT | | | | |
| CLARKSBURG PD | 95 | 14 | 174 | 188 | 2 | 0 | 0 | 5 | 10 | 11 | 21 | 139 | 0 |
| | 94 | 28 | 164 | 192 | 3 | 0 | 0 | 5 | 4 | 11 | 52 | 134 | 3 |
| | CHANGE | 14- | 10+ | 4- | 1- | 0 | 0 | 0 | 6+ | 0 | 11- | 5+ | 3- |
| SALEM PD | 95 | 1 | 2 | 3 | 0 | 0 | 0 | 0 | 0 | 0 | 1 | 2 | 0 |
| | 94 | 0 | 13 | 13 | 0 | 0 | 0 | 0 | 0 | 0 | 3 | 9 | 1 |
| | CHANGE | 1+ | 11- | 10- | 0 | 0 | 0 | 0 | 0 | 0 | 2- | 7- | 1- |
| SHINNSTON PD | 95 | 0 | 13 | 13 | 0 | 0 | 0 | 0 | 0 | 2 | 0 | 11 | 0 |
| | 94 | 1 | 14 | 15 | 0 | 0 | 0 | 0 | 0 | 0 | 0 | 15 | 0 |
| | CHANGE | 1- | 1- | 2- | 0 | 0 | 0 | 0 | 0 | 2+ | 0 | 4- | 0 |
| STONEWOOD PD | 95 | 0 | 6 | 6 | 0 | 0 | 0 | 0 | 1 | 0 | 1 | 3 | 1 |
| | 94 | 3 | 2 | 5 | 0 | 0 | 0 | 0 | 0 | 1 | 0 | 4 | 0 |
| | CHANGE | 3- | 4+ | 1+ | 0 | 0 | 0 | 0 | 1+ | 1- | 1+ | 1- | 1+ |
| ANMOORE PD | 95 | 1 | 7 | 8 | 0 | 0 | 0 | 0 | 0 | 1 | 5 | 2 | 0 |
| | 94 | 0 | 1 | 1 | 0 | 0 | 0 | 0 | 0 | 0 | 0 | 1 | 0 |
| | CHANGE | 1+ | 6+ | 7+ | 0 | 0 | 0 | 0 | 0 | 1+ | 5+ | 1+ | 0 |
| NUTTER FORT PD | 95 | 0 | 6 | 6 | 0 | 0 | 0 | 0 | 0 | 0 | 0 | 4 | 2 |
| | 94 | 0 | 8 | 8 | 0 | 0 | 0 | 0 | 0 | 0 | 2 | 6 | 0 |
| | CHANGE | 0 | 2- | 2- | 0 | 0 | 0 | 0 | 0 | 0 | 2- | 2- | 2+ |
| LUMBERPORT PD | 95 | 0 | 0 | 0 | 0 | 0 | 0 | 0 | 0 | 0 | 0 | 0 | 0 |
| | 94 | 0 | 0 | 0 | 0 | 0 | 0 | 0 | 0 | 0 | 0 | 0 | 0 |
| | CHANGE | 0 | 0 | 0 | 0 | 0 | 0 | 0 | 0 | 0 | 0 | 0 | 0 |
| JACKSON CTY | 95 | 35 | 50 | 85 | 0 | 0 | 0 | 0 | 1 | 4 | 24 | 47 | 9 |
| | 94 | 16 | 51 | 67 | 1 | 0 | 1 | 1 | 0 | 9 | 23 | 30 | 3 |
| | CHANGE | 19+ | 1- | 18+ | 1- | 0 | 0 | 0 | 1+ | 5- | 1+ | 17+ | 6+ |
| RURAL | 95 | 2 | 13 | 15 | 0 | 0 | 0 | 0 | 1 | 2 | 6 | 4 | 2 |
| | 94 | 1 | 30 | 31 | 1 | 0 | 0 | 0 | 0 | 5 | 14 | 11 | 0 |
| | CHANGE | 1+ | 17- | 16- | 1- | 0 | 0 | 0 | 1+ | 3- | 8- | 7- | 2+ |
| SHERIFF | 95 | 0 | 10 | 10 | 0 | 0 | 0 | 0 | 1 | 1 | 6 | 2 | 0 |
| | 94 | 0 | 22 | 22 | 1 | 0 | 0 | 0 | 0 | 2 | 10 | 9 | 0 |
| | CHANGE | 0 | 12- | 12- | 1- | 0 | 0 | 0 | 1+ | 1- | 4- | 7- | 0 |
| STATE POLICE | 95 | 2 | 3 | 5 | 0 | 0 | 0 | 0 | 0 | 1 | 0 | 2 | 2 |
| | 94 | 1 | 8 | 9 | 0 | 0 | 0 | 0 | 0 | 3 | 4 | 2 | 0 |
| | CHANGE | 1+ | 5- | 4- | 0 | 0 | 0 | 0 | 0 | 2- | 4- | 0 | 2+ |
| MUNICIPAL | 95 | 33 | 37 | 70 | 0 | 0 | 0 | 0 | 0 | 2 | 18 | 43 | 7 |
| | 94 | 15 | 21 | 36 | 0 | 0 | 0 | 1 | 0 | 4 | 9 | 19 | 3 |
| | CHANGE | 18+ | 16+ | 34+ | 0 | 0 | 0 | 1- | 0 | 2- | 9+ | 24+ | 4+ |
| RAVENSWOOD PD | 95 | 20 | 20 | 40 | 0 | 0 | 0 | 0 | 0 | 1 | 12 | 23 | 4 |
| | 94 | 9 | 7 | 16 | 0 | 0 | 0 | 1 | 0 | 3 | 4 | 6 | 2 |
| | CHANGE | 11+ | 13+ | 24+ | 0 | 0 | 0 | 1- | 0 | 2- | 8+ | 17+ | 2+ |

PART I ARRESTS BY CHARGE AND AGENCY TYPE

| AGENCY | ADULTS | | GRAND TOTAL | MURDER | CRIMINAL | HOMICIDE | FORCIBLE | ROBBERY | AGGRAV ASSAULT | BURGLARY | LARCENY | AUTO THEFT |
|---------------------|----------|-------|-------------|--------|----------|----------|----------|---------|----------------|----------|---------|------------|
| | JUVENILE | TOTAL | | | | | | | | | | |
| RIPLEY PD | 13 | 17 | 30 | 0 | 0 | 0 | 0 | 0 | 1 | 6 | 20 | 3 |
| 94 | 6 | 14 | 20 | 0 | 0 | 0 | 0 | 0 | 1 | 5 | 13 | 1 |
| CHANGE | 7+ | 3+ | 10+ | 0 | 0 | 0 | 0 | 0 | 0 | 1+ | 7+ | 2+ |
| ***** | | | | | | | | | | | | |
| JEFFERSON CTY TOTAL | 40 | 111 | 151 | 3 | 0 | 1 | 5 | 11 | 31 | 94 | 6 | 6 |
| 94 | 55 | 131 | 186 | 1 | 0 | 2 | 9 | 21 | 29 | 111 | 13 | 13 |
| CHANGE | 15- | 20- | 35- | 2+ | 0 | 1- | 4- | 10- | 2+ | 17- | 7- | 7- |
| ***** | | | | | | | | | | | | |
| RURAL | 26 | 63 | 89 | 3 | 0 | 0 | 1 | 5 | 24 | 54 | 2 | 2 |
| 94 | 26 | 61 | 87 | 1 | 0 | 2 | 5 | 11 | 17 | 47 | 4 | 4 |
| CHANGE | 0 | 2+ | 2+ | 2+ | 0 | 2- | 4- | 6- | 7+ | 7+ | 2- | 2- |
| ***** | | | | | | | | | | | | |
| SHERIFF | 1 | 11 | 12 | 0 | 0 | 0 | 0 | 0 | 3 | 8 | 1 | 1 |
| 94 | 0 | 5 | 5 | 1 | 0 | 0 | 0 | 0 | 2 | 2 | 0 | 0 |
| CHANGE | 1+ | 6+ | 7+ | 1- | 0 | 0 | 0 | 0 | 1+ | 6+ | 1+ | 1+ |
| ***** | | | | | | | | | | | | |
| STATE POLICE | 25 | 52 | 77 | 3 | 0 | 0 | 1 | 5 | 21 | 46 | 1 | 1 |
| 94 | 26 | 56 | 82 | 0 | 0 | 2 | 5 | 11 | 15 | 45 | 4 | 4 |
| CHANGE | 1- | 4- | 5- | 3+ | 0 | 2- | 4- | 6- | 6+ | 1+ | 3- | 3- |
| ***** | | | | | | | | | | | | |
| MUNICIPAL | 14 | 48 | 62 | 0 | 0 | 1 | 4 | 6 | 7 | 40 | 4 | 4 |
| 94 | 29 | 70 | 99 | 0 | 0 | 0 | 4 | 10 | 12 | 64 | 9 | 9 |
| CHANGE | 15- | 22- | 37- | 0 | 0 | 1+ | 0 | 4- | 5- | 24- | 5- | 5- |
| ***** | | | | | | | | | | | | |
| CHARLES TOWN PD | 4 | 17 | 21 | 0 | 0 | 1 | 3 | 3 | 0 | 13 | 1 | 1 |
| 94 | 10 | 34 | 44 | 0 | 0 | 0 | 3 | 6 | 1 | 33 | 1 | 1 |
| CHANGE | 6- | 17- | 23- | 0 | 0 | 1+ | 0 | 3- | 1- | 20- | 0 | 0 |
| ***** | | | | | | | | | | | | |
| SHEPHERDSTOWN PD | 0 | 0 | 0 | 0 | 0 | 0 | 0 | 0 | 0 | 0 | 0 | 0 |
| 94 | 2 | 2 | 2 | 0 | 0 | 0 | 0 | 0 | 0 | 2 | 2 | 2 |
| CHANGE | 2- | 0 | 2- | 0 | 0 | 0 | 0 | 0 | 0 | 2- | 0 | 0 |
| ***** | | | | | | | | | | | | |
| RANSON PD | 6 | 31 | 37 | 0 | 0 | 0 | 1 | 3 | 7 | 25 | 1 | 1 |
| 94 | 15 | 33 | 48 | 0 | 0 | 0 | 1 | 4 | 10 | 27 | 6 | 6 |
| CHANGE | 9- | 2- | 11- | 0 | 0 | 0 | 0 | 1- | 3- | 2- | 5- | 5- |
| ***** | | | | | | | | | | | | |
| HARPERS FERRY PD | 4 | 0 | 4 | 0 | 0 | 0 | 0 | 0 | 0 | 0 | 2 | 2 |
| 94 | 2 | 3 | 5 | 0 | 0 | 0 | 0 | 0 | 1 | 2 | 2 | 2 |
| CHANGE | 2+ | 3- | 1- | 0 | 0 | 0 | 0 | 0 | 1- | 0 | 0 | 0 |
| ***** | | | | | | | | | | | | |
| KANAWHA CTY TOTAL | 288 | 1155 | 1443 | 13 | 0 | 15 | 70 | 149 | 169 | 969 | 58 | 58 |
| 94 | 269 | 1162 | 1431 | 16 | 0 | 11 | 58 | 102 | 184 | 982 | 78 | 78 |
| CHANGE | 19+ | 7- | 12+ | 3- | 0 | 4+ | 12+ | 47+ | 15- | 13- | 20- | 20- |
| ***** | | | | | | | | | | | | |
| RURAL | 47 | 171 | 218 | 0 | 0 | 3 | 9 | 47 | 76 | 70 | 13 | 13 |
| 94 | 31 | 196 | 227 | 9 | 0 | 2 | 12 | 32 | 66 | 87 | 19 | 19 |
| CHANGE | 16+ | 25- | 9- | 9- | 0 | 1+ | 3- | 15+ | 10+ | 17- | 6- | 6- |

PART I ARRESTS

PART I ARRESTS

| AGENCY | PART I ARRESTS BY CHARGE AND AGENCY TYPE | | CRIMINAL MURDER | HOMICIDE | MANSL RAPE | FORCIBLE RAPE | ROBBERY | AGGRAV ASSAULT | BURGLARY | LARCENY | AUTO THEFT |
|---------------------|--|--------|-----------------|----------|------------|---------------|---------|----------------|----------|---------|------------|
| | JUVENILE | ADULTS | | | | | | | | | |
| SHERIFF | 95 | 108 | 0 | 0 | 0 | 1 | 5 | 32 | 57 | 40 | 5 |
| | 94 | 119 | 7 | 0 | 0 | 0 | 7 | 21 | 45 | 43 | 14 |
| | CHANGE | 11- | 3+ | 7- | 0 | 1+ | 7- | 11+ | 12+ | 3- | 9- |
| STATE POLICE | 95 | 63 | 0 | 0 | 0 | 2 | 4 | 15 | 19 | 30 | 8 |
| | 94 | 77 | 80 | 2 | 0 | 2 | 5 | 11 | 21 | 44 | 5 |
| | CHANGE | 14- | 12- | 2- | 0 | 0 | 1- | 4+ | 2- | 14- | 3+ |
| MUNICIPAL | 95 | 984 | 1225 | 13 | 0 | 12 | 61 | 102 | 93 | 899 | 45 |
| | 94 | 966 | 1204 | 7 | 0 | 9 | 46 | 70 | 118 | 895 | 59 |
| | CHANGE | 18+ | 21+ | 6+ | 0 | 3+ | 15+ | 32+ | 25- | 4+ | 14- |
| BELLE PD | 95 | 0 | 1 | 0 | 0 | 0 | 0 | 0 | 1 | 0 | 0 |
| | 94 | 1 | 1 | 0 | 0 | 0 | 0 | 0 | 0 | 0 | 1 |
| | CHANGE | 1+ | 0 | 0 | 0 | 0 | 0 | 0 | 1+ | 0 | 1- |
| CHARLESTON PD | 95 | 840 | 1053 | 13 | 0 | 11 | 56 | 90 | 74 | 785 | 24 |
| | 94 | 804 | 1005 | 7 | 0 | 7 | 41 | 57 | 97 | 753 | 43 |
| | CHANGE | 36+ | 48+ | 6+ | 0 | 4+ | 15+ | 33+ | 23- | 32+ | 19- |
| DUNBAR PD | 95 | 22 | 29 | 0 | 0 | 0 | 0 | 1 | 1 | 21 | 6 |
| | 94 | 13 | 24 | 0 | 0 | 0 | 0 | 0 | 3 | 17 | 4 |
| | CHANGE | 4- | 5+ | 0 | 0 | 0 | 0 | 1+ | 2- | 4+ | 2+ |
| NITRO PD | 95 | 18 | 23 | 0 | 0 | 0 | 0 | 2 | 8 | 9 | 4 |
| | 94 | 4 | 5 | 0 | 0 | 0 | 0 | 2 | 0 | 3 | 0 |
| | CHANGE | 4+ | 18+ | 0 | 0 | 0 | 0 | 0 | 8+ | 6+ | 4+ |
| ST ALBANS PD | 95 | 14 | 16 | 0 | 0 | 1 | 0 | 0 | 1 | 8 | 6 |
| | 94 | 53 | 53 | 0 | 0 | 2 | 1 | 1 | 9 | 35 | 5 |
| | CHANGE | 39- | 37- | 0 | 0 | 1- | 1- | 1- | 8- | 27- | 1+ |
| SOUTH CHARLESTON PD | 95 | 77 | 87 | 0 | 0 | 0 | 3 | 8 | 1 | 72 | 3 |
| | 94 | 85 | 98 | 0 | 0 | 0 | 4 | 9 | 6 | 79 | 0 |
| | CHANGE | 8- | 11- | 0 | 0 | 0 | 1- | 1- | 5- | 7- | 3+ |
| CHESAPEAKE PD | 95 | 3 | 5 | 0 | 0 | 0 | 0 | 1 | 2 | 2 | 0 |
| | 94 | 1 | 8 | 0 | 0 | 0 | 0 | 1 | 2 | 3 | 2 |
| | CHANGE | 2+ | 3- | 0 | 0 | 0 | 0 | 0 | 0 | 1- | 2- |
| MARMET PD | 95 | 0 | 1 | 0 | 0 | 0 | 0 | 0 | 1 | 0 | 0 |
| | 94 | 5 | 8 | 0 | 0 | 0 | 0 | 0 | 0 | 4 | 4 |
| | CHANGE | 5- | 7- | 0 | 0 | 0 | 0 | 0 | 1+ | 4- | 4- |
| CLENDEIN PD | 95 | 1 | 7 | 0 | 0 | 0 | 2 | 0 | 3 | 0 | 2 |
| | 94 | 0 | 0 | 0 | 0 | 0 | 0 | 0 | 0 | 0 | 0 |
| | CHANGE | 1+ | 7+ | 0 | 0 | 0 | 2+ | 0 | 3+ | 0 | 2+ |
| CEDAR GROVE PD | 95 | 0 | 1 | 0 | 0 | 0 | 0 | 0 | 1 | 0 | 0 |
| | 94 | 0 | 1 | 0 | 0 | 0 | 0 | 0 | 0 | 1 | 0 |
| | CHANGE | 0 | 0 | 0 | 0 | 0 | 0 | 0 | 1+ | 1- | 0 |

PART I ARRESTS BY CHARGE AND AGENCY TYPE

| AGENCY | CHARGE | JUVENILE | | ADULTS | | GRAND TOTAL | MURDER | CRIMINAL | HOMICIDE | FORCIBLE | ROBBERY | AGGRAV ASSAULT | BURGLARY | LARCENY | AUTO THEFT |
|--------------------------|--------|----------|-----|--------|----|-------------|--------|----------|----------|----------|---------|----------------|----------|---------|------------|
| | | 95 | 94 | 95 | 94 | | | | | | | | | | |
| M VA ST COLLEGE SECURITY | 95 | 0 | 2 | 2 | 0 | 0 | 0 | 0 | 0 | 0 | 0 | 0 | 0 | 2 | 0 |
| | 94 | 0 | 1 | 1 | 0 | 0 | 0 | 0 | 0 | 0 | 0 | 0 | 1 | 0 | 0 |
| | CHANGE | 0 | 1+ | 1+ | 0 | 0 | 0 | 0 | 0 | 0 | 0 | 0 | 1- | 2+ | 0 |
| LEWIS CTY | TOTAL | 10 | 61 | 71 | 0 | 0 | 0 | 0 | 0 | 0 | 0 | 23 | 3 | 39 | 6 |
| | 95 | 28 | 48 | 76 | 2 | 0 | 0 | 0 | 0 | 0 | 20 | 15 | 37 | 2 | 2 |
| | 94 | 18- | 13+ | 5- | 2- | 0 | 0 | 0 | 0 | 0 | 3+ | 12- | 2+ | 4+ | 4+ |
| | CHANGE | 9- | 7+ | 2- | 1- | 0 | 0 | 0 | 0 | 0 | 1- | 8- | 6+ | 2+ | 0 |
| RURAL | 95 | 0 | 26 | 26 | 0 | 0 | 0 | 0 | 0 | 0 | 1 | 1 | 1 | 21 | 3 |
| | 94 | 9 | 19 | 28 | 1 | 0 | 0 | 0 | 0 | 0 | 2 | 9 | 15 | 1 | 2+ |
| | CHANGE | 9- | 7+ | 2- | 1- | 0 | 0 | 0 | 0 | 0 | 1- | 8- | 6+ | 2+ | 0 |
| SHERIFF | 95 | 0 | 5 | 5 | 0 | 0 | 0 | 0 | 0 | 0 | 0 | 2 | 0 | 4 | 0 |
| | 94 | 6 | 7 | 13 | 0 | 0 | 0 | 0 | 0 | 0 | 1 | 5 | 5 | 1 | 1- |
| | CHANGE | 6- | 2- | 8- | 0 | 0 | 0 | 0 | 0 | 0 | 1- | 5- | 1- | 1- | 1- |
| STATE POLICE | 95 | 0 | 21 | 21 | 0 | 0 | 0 | 0 | 0 | 0 | 0 | 0 | 1 | 17 | 3 |
| | 94 | 3 | 12 | 15 | 1 | 0 | 0 | 0 | 0 | 0 | 0 | 4 | 10 | 0 | 0 |
| | CHANGE | 3- | 9+ | 6+ | 1- | 0 | 0 | 0 | 0 | 0 | 0 | 3- | 7+ | 3+ | 3+ |
| MUNICIPAL | 95 | 10 | 35 | 45 | 0 | 0 | 0 | 0 | 0 | 0 | 22 | 2 | 18 | 3 | 3 |
| | 94 | 19 | 29 | 48 | 1 | 0 | 0 | 0 | 0 | 0 | 18 | 6 | 22 | 1 | 6 |
| | CHANGE | 9- | 6+ | 3- | 1- | 0 | 0 | 0 | 0 | 0 | 4+ | 4- | 4- | 2+ | 2+ |
| WESTON PD | 95 | 10 | 35 | 45 | 0 | 0 | 0 | 0 | 0 | 0 | 22 | 2 | 18 | 3 | 3 |
| | 94 | 19 | 29 | 48 | 1 | 0 | 0 | 0 | 0 | 0 | 18 | 6 | 22 | 1 | 6 |
| | CHANGE | 9- | 6+ | 3- | 1- | 0 | 0 | 0 | 0 | 0 | 4+ | 4- | 4- | 2+ | 2+ |
| LINCOLN CTY | TOTAL | 28 | 38 | 66 | 1 | 1 | 1 | 1 | 1 | 1 | 7 | 34 | 20 | 20 | 2 |
| | 95 | 12 | 102 | 114 | 3 | 1 | 13 | 3 | 3 | 3 | 17 | 34 | 33 | 33 | 10 |
| | 94 | 16+ | 66- | 48- | 2- | 0 | 12- | 0 | 0 | 3- | 10- | 0 | 13- | 8- | 8- |
| | CHANGE | 16+ | 66- | 48- | 2- | 0 | 12- | 0 | 0 | 3- | 10- | 0 | 13- | 8- | 8- |
| RURAL | 95 | 28 | 38 | 66 | 1 | 1 | 1 | 1 | 1 | 1 | 7 | 34 | 20 | 20 | 2 |
| | 94 | 12 | 102 | 114 | 3 | 1 | 13 | 3 | 3 | 3 | 17 | 34 | 33 | 33 | 10 |
| | CHANGE | 16+ | 66- | 48- | 2- | 0 | 12- | 0 | 0 | 3- | 10- | 0 | 13- | 8- | 8- |
| SHERIFF | 95 | 0 | 0 | 0 | 0 | 0 | 0 | 0 | 0 | 0 | 0 | 0 | 0 | 0 | 0 |
| | 94 | 0 | 1 | 1 | 0 | 0 | 0 | 0 | 0 | 0 | 0 | 0 | 0 | 0 | 0 |
| | CHANGE | 0 | 1- | 1- | 0 | 0 | 0 | 0 | 0 | 0 | 0 | 0 | 0 | 0 | 0 |
| STATE POLICE | 95 | 28 | 38 | 66 | 1 | 1 | 1 | 1 | 1 | 1 | 7 | 34 | 20 | 20 | 2 |
| | 94 | 12 | 101 | 113 | 3 | 0 | 13 | 3 | 3 | 3 | 17 | 34 | 33 | 33 | 10 |
| | CHANGE | 16+ | 63- | 47- | 2- | 1+ | 12- | 0 | 0 | 3- | 10- | 0 | 13- | 8- | 8- |
| LOGAN CTY | TOTAL | 15 | 74 | 89 | 1 | 0 | 2 | 5 | 5 | 5 | 21 | 22 | 22 | 22 | 16 |
| | 95 | 16 | 138 | 154 | 7 | 0 | 2 | 7 | 7 | 7 | 21 | 49 | 41 | 41 | 27 |
| | 94 | 1- | 64- | 65- | 6- | 0 | 0 | 2- | 2- | 0 | 0 | 27- | 19- | 11- | |
| | CHANGE | 1- | 64- | 65- | 6- | 0 | 0 | 2- | 2- | 0 | 0 | 27- | 19- | 11- | |

PART I ARRESTS

PART I ARRESTS

| | | PART I ARRESTS BY CHARGE AND AGENCY TYPE | | | | | | | | | | | |
|---------------------|--------|--|--------|-------------|--------|----------|----------|----------|---------|----------------|----------|---------|------------|
| | | JUVENILE | ADULTS | GRAND TOTAL | MURDER | CRIMINAL | HOMICIDE | FORCIBLE | ROBBERY | AGGRAV ASSAULT | BURGLARY | LARCENY | AUTO THEFT |
| | | | | | NEG | MANSL | RAPE | | | | | | |
| RURAL | 95 | 14 | 62 | 76 | 1 | 0 | 0 | 2 | 3 | 18 | 16 | 22 | 14 |
| | 94 | 11 | 113 | 124 | 7 | 0 | 0 | 2 | 6 | 17 | 38 | 32 | 22 |
| | CHANGE | 3+ | 51- | 48- | 6- | 0 | 0 | 0 | 3- | 1+ | 22- | 10- | 8- |
| SHERIFF | 95 | 0 | 30 | 30 | 1 | 0 | 0 | 0 | 2 | 13 | 7 | 6 | 1 |
| | 94 | 0 | 21 | 21 | 3 | 0 | 0 | 0 | 2 | 0 | 6 | 6 | 4 |
| | CHANGE | 0 | 9+ | 9+ | 2- | 0 | 0 | 0 | 0 | 13+ | 1+ | 0 | 3- |
| STATE POLICE | 95 | 14 | 32 | 46 | 0 | 0 | 2 | 2 | 1 | 5 | 9 | 16 | 13 |
| | 94 | 11 | 92 | 103 | 4 | 0 | 2 | - | 4 | 17 | 32 | 26 | 18 |
| | CHANGE | 3+ | 60- | 57- | 4- | 0 | 0 | 0 | 3- | 12- | 23- | 10- | 5- |
| MUNICIPAL | 95 | 1 | 12 | 13 | 0 | 0 | 0 | 0 | 2 | 3 | 6 | 0 | 2 |
| | 94 | 5 | 25 | 30 | 0 | 0 | 0 | 0 | 1 | 4 | 11 | 9 | 5 |
| | CHANGE | 4- | 13- | 17- | 0 | 0 | 0 | 0 | 1+ | 1- | 5- | 9- | 3- |
| LOGAN PD | 95 | 1 | 8 | 9 | 0 | 0 | 0 | 0 | 1 | 3 | 3 | 0 | 2 |
| | 94 | 4 | 14 | 18 | 0 | 0 | 0 | 0 | 1 | 3 | 5 | 4 | 5 |
| | CHANGE | 3- | 6- | 9- | 0 | 0 | 0 | 0 | 0 | 0 | 2- | 4- | 3- |
| MAN PD | 95 | 0 | 0 | 0 | 0 | 0 | 0 | 0 | 0 | 0 | 0 | 0 | 0 |
| | 94 | 1 | 6 | 7 | 0 | 0 | 0 | 0 | 0 | 1 | 4 | 2 | 0 |
| | CHANGE | 1- | 6- | 7- | 0 | 0 | 0 | 0 | 0 | 1- | 4- | 2- | 0 |
| CHAPMANVILLE PD | 95 | 0 | 4 | 4 | 0 | 0 | 0 | 0 | 1 | 0 | 3 | 0 | 0 |
| | 94 | 0 | 5 | 5 | 0 | 0 | 0 | 0 | 0 | 0 | 2 | 3 | 0 |
| | CHANGE | 0 | 1- | 1- | 0 | 0 | 0 | 0 | 1+ | 0 | 1+ | 3- | 0 |
| MITCHELL HEIGHTS PD | 95 | 0 | 0 | 0 | 0 | 0 | 0 | 0 | 0 | 0 | 0 | 0 | 0 |
| | 94 | 0 | 0 | 0 | 0 | 0 | 0 | 0 | 0 | 0 | 0 | 0 | 0 |
| | CHANGE | 0 | 0 | 0 | 0 | 0 | 0 | 0 | 0 | 0 | 0 | 0 | 0 |
| MCDONELL CTY TOTAL | 95 | 16 | 127 | 143 | 8 | 0 | 1 | 1 | 7 | 25 | 37 | 58 | 7 |
| | 94 | 3 | 117 | 120 | 4 | 0 | 2 | 2 | 2 | 24 | 51 | 48 | 9 |
| | CHANGE | 13+ | 10+ | 23+ | 4+ | 0 | 1- | 1- | 5+ | 1+ | 6+ | 10+ | 2- |
| RURAL | 95 | 1 | 99 | 100 | 8 | 0 | 1 | 1 | 7 | 17 | 22 | 40 | 5 |
| | 94 | 2 | 99 | 101 | 4 | 0 | 2 | 1 | 1 | 21 | 29 | 36 | 8 |
| | CHANGE | 1- | 0 | 1- | 4+ | 0 | 1- | 1- | 6+ | 4- | 7- | 4+ | 3- |
| SHERIFF | 95 | 0 | 49 | 49 | 3 | 0 | 1 | 1 | 2 | 12 | 3 | 26 | 2 |
| | 94 | 0 | 56 | 56 | 1 | 0 | 0 | 0 | 0 | 11 | 12 | 31 | 1 |
| | CHANGE | 0 | 7- | 7- | 2+ | 0 | 1+ | 1+ | 2+ | 1+ | 9- | 5- | 1+ |
| STATE POLICE | 95 | 1 | 50 | 51 | 5 | 0 | 0 | 0 | 5 | 5 | 19 | 14 | 3 |
| | 94 | 2 | 43 | 45 | 3 | 0 | 2 | 2 | 1 | 10 | 17 | 5 | 7 |
| | CHANGE | 1- | 7+ | 6+ | 2+ | 0 | 2- | 2- | 4+ | 5- | 2+ | 9+ | 4- |
| MUNICIPAL | 95 | 15 | 28 | 43 | 0 | 0 | 0 | 0 | 0 | 8 | 15 | 18 | 2 |
| | 94 | 1 | 18 | 19 | 0 | 0 | 0 | 0 | 1 | 3 | 2 | 12 | 1 |
| | CHANGE | 14+ | 10+ | 24+ | 0 | 0 | 0 | 0 | 1- | 5+ | 13+ | 6+ | 1+ |

| | | PART I ARRESTS BY CHARGE AND AGENCY TYPE | | | | | | | | | | | |
|---------------|--------|--|--------|-------------|--------|----------|----------|----------|---------|----------------|----------|---------|------------|
| | | JUVENILE | ADULTS | GRAND TOTAL | MURDER | CRIMINAL | HOMICIDE | FORCIBLE | ROBBERY | AGGRAV ASSAULT | BURGLARY | LARCENY | AUTO THEFT |
| | | | | | | | | | | | | | |
| WAR PD | 95 | 0 | 0 | 0 | 0 | 0 | 0 | 0 | 0 | 0 | 0 | 0 | 0 |
| | 94 | 0 | 0 | 0 | 0 | 0 | 0 | 0 | 0 | 0 | 0 | 0 | 0 |
| | CHANGE | 0 | 0 | 0 | 0 | 0 | 0 | 0 | 0 | 0 | 0 | 0 | 0 |
| MELCH PD | 95 | 3 | 22 | 25 | 0 | 0 | 0 | 0 | 0 | 3 | 5 | 16 | 1 |
| | 94 | 0 | 11 | 11 | 0 | 0 | 0 | 0 | 0 | 2 | 8 | 8 | 1 |
| | CHANGE | 3+ | 11+ | 14+ | 0 | 0 | 0 | 0 | 0 | 1+ | 5+ | 8+ | 0 |
| NORTH FORM PD | 95 | 3 | 2 | 5 | 0 | 0 | 0 | 0 | 0 | 0 | 4 | 0 | 1 |
| | 94 | 0 | 5 | 5 | 0 | 0 | 0 | 0 | 1 | 0 | 1 | 3 | 0 |
| | CHANGE | 3+ | 3- | 0 | 0 | 0 | 0 | 0 | 1- | 0 | 3+ | 3- | 1+ |
| DAVY PD | 95 | 0 | 1 | 1 | 0 | 0 | 0 | 0 | 0 | 1 | 0 | 0 | 0 |
| | 94 | 0 | 1 | 1 | 0 | 0 | 0 | 0 | 0 | 1 | 0 | 0 | 0 |
| | CHANGE | 0 | 0 | 0 | 0 | 0 | 0 | 0 | 0 | 0 | 0 | 0 | 0 |
| KIMBALL PD | 95 | 9 | 3 | 12 | 0 | 0 | 0 | 0 | 0 | 4 | 6 | 2 | 0 |
| | 94 | 1 | 1 | 2 | 0 | 0 | 0 | 0 | 0 | 1 | 1 | 1 | 0 |
| | CHANGE | 8+ | 2+ | 10+ | 0 | 0 | 0 | 0 | 0 | 4+ | 5+ | 1+ | 0 |
| MARION CTY | 95 | 25 | 124 | 149 | 1 | 0 | 7 | 12 | 12 | 12 | 21 | 83 | 13 |
| | 94 | 20 | 136 | 156 | 1 | 0 | 4 | 3 | 26 | 40 | 77 | 5 | 8 |
| | CHANGE | 5+ | 12- | 7- | 0 | 0 | 3+ | 9+ | 14- | 19- | 6+ | 8+ | 0 |
| RURAL | 95 | 5 | 37 | 42 | 0 | 0 | 1 | 2 | 4 | 4 | 2 | 30 | 3 |
| | 94 | 8 | 44 | 52 | 0 | 0 | 1 | 1 | 7 | 7 | 18 | 21 | 4 |
| | CHANGE | 3- | 7- | 10- | 0 | 0 | 0 | 1+ | 3- | 16- | 9+ | 1- | 1- |
| SHERIFF | 95 | 5 | 31 | 36 | 0 | 0 | 1 | 2 | 3 | 3 | 2 | 25 | 3 |
| | 94 | 5 | 40 | 45 | 0 | 0 | 1 | 1 | 6 | 6 | 17 | 16 | 4 |
| | CHANGE | 0 | 9- | 9- | 0 | 0 | 0 | 1+ | 3- | 15- | 9+ | 1- | 1- |
| STATE POLICE | 95 | 0 | 6 | 6 | 0 | 0 | 0 | 0 | 1 | 1 | 0 | 5 | 0 |
| | 94 | 3 | 4 | 7 | 0 | 0 | 0 | 0 | 0 | 1 | 1 | 5 | 0 |
| | CHANGE | 3- | 2+ | 1- | 0 | 0 | 0 | 0 | 0 | 1- | 0 | 0 | 0 |
| MUNICIPAL | 95 | 20 | 87 | 107 | 1 | 0 | 6 | 10 | 8 | 8 | 19 | 53 | 10 |
| | 94 | 12 | 92 | 104 | 1 | 0 | 3 | 2 | 19 | 22 | 56 | 1 | 1 |
| | CHANGE | 8+ | 5- | 3+ | 0 | 0 | 3+ | 8+ | 11- | 3- | 3- | 9+ | 9+ |
| FAIRMONT PD | 95 | 18 | 76 | 94 | 1 | 0 | 5 | 9 | 8 | 19 | 43 | 9 | 9 |
| | 94 | 11 | 89 | 100 | 1 | 0 | 3 | 2 | 17 | 22 | 55 | 0 | 0 |
| | CHANGE | 7+ | 13- | 6- | 0 | 0 | 2+ | 7+ | 9- | 3- | 12- | 9+ | 9+ |
| MANRINGTON PD | 95 | 1 | 11 | 12 | 0 | 0 | 1 | 1 | 0 | 0 | 0 | 9 | 1 |
| | 94 | 1 | 3 | 4 | 0 | 0 | 0 | 0 | 2 | 0 | 1 | 1 | 1 |
| | CHANGE | 0 | 8+ | 8+ | 0 | 0 | 1+ | 1+ | 2- | 0 | 8+ | 0 | 0 |
| MONONGAH PD | 95 | 1 | 0 | 1 | 0 | 0 | 0 | 0 | 0 | 0 | 0 | 1 | 0 |
| | 94 | 0 | 0 | 0 | 0 | 0 | 0 | 0 | 0 | 0 | 0 | 0 | 0 |
| | CHANGE | 1+ | 0 | 1+ | 0 | 0 | 0 | 0 | 0 | 0 | 0 | 1+ | 0 |

PART I ARRESTS

PART I ARRESTS

| | | PART I ARRESTS BY CHARGE AND AGENCY TYPE | | | | | | | | | | | |
|----------------|--------|--|--------|-------------|--------|-----------|------|----------|---------|----------------|----------|---------|------------|
| | | JUVENILE | ADULTS | GRAND TOTAL | MURDER | NEG MANSL | RAPE | FORCIBLE | ROBBERY | AGGRAV ASSAULT | BURGLARY | LARCENY | AUTO THEFT |
| MARSHALL CITY | TOTAL | 37 | 172 | 209 | 4 | 0 | 2 | 5 | 7 | 30 | 153 | 8 | |
| | 95 | 38 | 182 | 220 | 4 | 0 | 2 | 5 | 7 | 30 | 153 | 8 | |
| | 94 | 1- | 90+ | 89+ | 4+ | 0 | 0 | 0 | 15 | 26 | 66 | 6 | |
| | CHANGE | | | | | | | | 8- | 4+ | 87+ | 2+ | |
| RURAL | TOTAL | 17 | 41 | 58 | 3 | 0 | 2 | 3 | 2 | 20 | 26 | 2 | |
| | 95 | 12 | 27 | 39 | 0 | 0 | 1 | 3 | 6 | 13 | 14 | 2 | |
| | 94 | 5+ | 14+ | 19+ | 3+ | 0 | 1+ | 0 | 4- | 7+ | 12+ | 0 | |
| SHERIFF | TOTAL | 10 | 34 | 44 | 1 | 0 | 2 | 3 | 1 | 12 | 23 | 2 | |
| | 95 | 12- | 22 | 34 | 0 | 0 | 1 | 3 | 2 | 13 | 13 | 2 | |
| | 94 | | 12+ | 10+ | 1+ | 0 | 1+ | 0 | 1- | 1- | 10+ | 0 | |
| STATE POLICE | TOTAL | 7 | 7 | 14 | 2 | 0 | 0 | 0 | 1 | 8 | 3 | 0 | |
| | 95 | 0 | 5 | 5 | 0 | 0 | 0 | 0 | 4 | 0 | 1 | 0 | |
| | 94 | 7+ | 2+ | 9+ | 2+ | 0 | 0 | 0 | 3- | 8+ | 2+ | 0 | |
| CHANGE | | | | | | | | | | | | | |
| MUNICIPAL | TOTAL | 20 | 131 | 151 | 1 | 0 | 0 | 2 | 5 | 10 | 127 | 6 | |
| | 95 | 26 | 55 | 81 | 0 | 0 | 1 | 2 | 9 | 13 | 52 | 4 | |
| | 94 | 6- | 76+ | 70+ | 1+ | 0 | 1- | 0 | 4- | 3- | 75+ | 2+ | |
| CHANGE | | | | | | | | | | | | | |
| BENHOOD PD | TOTAL | 4 | 101 | 105 | 0 | 0 | 0 | 0 | 0 | 0 | 105 | 0 | |
| | 95 | 0 | 27 | 27 | 0 | 0 | 0 | 0 | 0 | 0 | 25 | 0 | |
| | 94 | 4+ | 74+ | 78+ | 0 | 0 | 1- | 1- | 0 | 0 | 80+ | 0 | |
| CHANGE | | | | | | | | | | | | | |
| CAMERON PD | TOTAL | 1 | 2 | 2 | 0 | 0 | 0 | 0 | 0 | 1 | 0 | 1 | |
| | 95 | 1+ | 1+ | 2+ | 0 | 0 | 0 | 0 | 0 | 0 | 0 | 0 | |
| | 94 | | | | | | | | | | | 1+ | |
| CHANGE | | | | | | | | | | | | | |
| GLEN DALE PD | TOTAL | 0 | 0 | 0 | 0 | 0 | 0 | 0 | 0 | 0 | 0 | 0 | |
| | 95 | 2- | 2- | 4- | 0 | 0 | 0 | 0 | 0 | 0 | 2 | 2- | |
| | 94 | | | | | | | | | | | | |
| CHANGE | | | | | | | | | | | | | |
| MCMEECHAN PD | TOTAL | 0 | 3 | 3 | 1 | 0 | 0 | 0 | 1 | 0 | 0 | 1 | |
| | 95 | 0 | 3 | 3 | 0 | 0 | 0 | 0 | 3 | 0 | 0 | 0 | |
| | 94 | 0 | 0 | 0 | 1+ | 0 | 0 | 0 | 2- | 0 | 0 | 1+ | |
| CHANGE | | | | | | | | | | | | | |
| MOUNDSVILLE PD | TOTAL | 15 | 26 | 41 | 0 | 0 | 0 | 2 | 4 | 9 | 22 | 4 | |
| | 95 | 24 | 23 | 47 | 0 | 0 | 0 | 1 | 6 | 13 | 25 | 2 | |
| | 94 | 9- | 3+ | 6- | 0 | 0 | 0 | 1+ | 2- | 4- | 3- | 2+ | |
| CHANGE | | | | | | | | | | | | | |
| MASON CITY | TOTAL | 10 | 45 | 55 | 1 | 0 | 0 | 0 | 2 | 22 | 22 | 8 | |
| | 95 | 14 | 56 | 70 | 1 | 0 | 0 | 0 | 5 | 30 | 24 | 10 | |
| | 94 | 4- | 11- | 15- | 0 | 0 | 0 | 0 | 3- | 8- | 2- | 2- | |
| CHANGE | | | | | | | | | | | | | |
| RURAL | TOTAL | 2 | 34 | 36 | 1 | 0 | 0 | 0 | 2 | 17 | 12 | 4 | |
| | 95 | 5 | 32 | 37 | 1 | 0 | 0 | 0 | 2 | 12 | 16 | 6 | |
| | 94 | 3- | 2+ | 1- | 0 | 0 | 0 | 0 | 0 | 5+ | 4- | 2- | |
| CHANGE | | | | | | | | | | | | | |

| PART I ARRESTS BY CHARGE AND AGENCY TYPE | | | | | | | | | | | | | |
|--|--------|----------|--------|-------------|--------|----------|----------|----------|---------|---------|----------|---------|------------|
| | | JUVENILE | ADULTS | GRAND TOTAL | MURDER | CRIMINAL | HOMICIDE | FORCIBLE | ROBBERY | AGGRAV | BURGLARY | LARCENY | AUTO THEFT |
| | | | | | RAPE | RAPE | RAPE | RAPE | ASSAULT | ASSAULT | | | |
| SHERIFF | 95 | 0 | 19 | 19 | 1 | 0 | 0 | 0 | 0 | 0 | 11 | 7 | 0 |
| | 94 | 1 | 17 | 18 | 1 | 0 | 0 | 0 | 0 | 0 | 8 | 6 | 3 |
| | CHANGE | 1- | 2+ | 1+ | 0 | 0 | 0 | 0 | 0 | 0 | 3+ | 1+ | 3- |
| STATE POLICE | 95 | 2 | 15 | 17 | 0 | 0 | 0 | 0 | 0 | 2 | 6 | 5 | 4 |
| | 94 | 4 | 15 | 19 | 0 | 0 | 0 | 0 | 0 | 2 | 4 | 10 | 3 |
| | CHANGE | 2- | 0 | 2- | 0 | 0 | 0 | 0 | 0 | 0 | 2+ | 5- | 1+ |
| MUNICIPAL | 95 | 8 | 11 | 19 | 0 | 0 | 0 | 0 | 0 | 0 | 5 | 10 | 4 |
| | 94 | 9 | 24 | 33 | 0 | 0 | 0 | 0 | 0 | 3 | 18 | 8 | 4 |
| | CHANGE | 1- | 13- | 14- | 0 | 0 | 0 | 0 | 0 | 3- | 13- | 2+ | 0 |
| POINT PLEASANT PD | 95 | 7 | 9 | 16 | 0 | 0 | 0 | 0 | 0 | 0 | 4 | 8 | 4 |
| | 94 | 9 | 24 | 33 | 0 | 0 | 0 | 0 | 0 | 3 | 18 | 8 | 4 |
| | CHANGE | 2- | 15- | 17- | 0 | 0 | 0 | 0 | 0 | 3- | 14- | 0 | 0 |
| NEW HAVEN PD | 95 | 0 | 0 | 0 | 0 | 0 | 0 | 0 | 0 | 0 | 0 | 0 | 0 |
| | 94 | 0 | 0 | 0 | 0 | 0 | 0 | 0 | 0 | 0 | 0 | 0 | 0 |
| | CHANGE | 0 | 0 | 0 | 0 | 0 | 0 | 0 | 0 | 0 | 0 | 0 | 0 |
| MASON PD | 95 | 1 | 2 | 3 | 0 | 0 | 0 | 0 | 0 | 0 | 1 | 2 | 0 |
| | 94 | 0 | 0 | 0 | 0 | 0 | 0 | 0 | 0 | 0 | 0 | 0 | 0 |
| | CHANGE | 1+ | 2+ | 3+ | 0 | 0 | 0 | 0 | 0 | 0 | 1+ | 2+ | 0 |
| ***** | | | | | | | | | | | | | |
| MERCER CTY | 95 | 58 | 294 | 352 | 4 | 1 | 8 | 13 | 13 | 22 | 75 | 207 | 22 |
| | 94 | 70 | 225 | 295 | 2 | 0 | 1 | 13 | 40 | 51 | 51 | 172 | 16 |
| | CHANGE | 12- | 69+ | 57+ | 2+ | 1+ | 7+ | 0 | 18- | 24+ | 24+ | 35+ | 6+ |
| ***** | | | | | | | | | | | | | |
| RURAL | 95 | 15 | 230 | 245 | 2 | 0 | 8 | 3 | 3 | 18 | 42 | 151 | 21 |
| | 94 | 13 | 142 | 155 | 2 | 0 | 1 | 6 | 6 | 21 | 28 | 92 | 5 |
| | CHANGE | 2+ | 88+ | 90+ | 0 | 0 | 7+ | 3- | 3- | 3- | 14+ | 59+ | 16+ |
| SHERIFF | 95 | 0 | 95 | 95 | 0 | 0 | 0 | 0 | 0 | 14 | 16 | 60 | 5 |
| | 94 | 5 | 90 | 95 | 1 | 0 | 0 | 1 | 1 | 16 | 13 | 61 | 3 |
| | CHANGE | 5- | 5+ | 0 | 1- | 0 | 0 | 1- | 2- | 2- | 3+ | 1- | 2+ |
| STATE POLICE | 95 | 15 | 135 | 150 | 2 | 0 | 8 | 3 | 3 | 4 | 26 | 91 | 16 |
| | 94 | 8 | 52 | 60 | 1 | 0 | 1 | 5 | 5 | 5 | 15 | 31 | 2 |
| | CHANGE | 7+ | 83+ | 90+ | 1+ | 0 | 7+ | 2- | 1- | 1- | 11+ | 60+ | 14+ |
| MUNICIPAL | 95 | 43 | 64 | 107 | 2 | 1 | 0 | 10 | 4 | 4 | 33 | 56 | 1 |
| | 94 | 57 | 83 | 140 | 0 | 0 | 0 | 7 | 19 | 5 | 23 | 80 | 11 |
| | CHANGE | 14- | 19- | 33- | 2+ | 1+ | 0 | 3+ | 15- | 15- | 10+ | 24- | 10- |
| BLUEFIELD PD | 95 | 23 | 19 | 42 | 2 | 1 | 0 | 3 | 2 | 2 | 25 | 9 | 0 |
| | 94 | 24 | 28 | 52 | 0 | 0 | 0 | 2 | 12 | 12 | 12 | 17 | 9 |
| | CHANGE | 1- | 9- | 10- | 2+ | 1+ | 0 | 1+ | 10- | 10- | 13+ | 8- | 9- |
| PRINCETON PD | 95 | 20 | 42 | 62 | 0 | 0 | 0 | 7 | 2 | 2 | 6 | 46 | 1 |
| | 94 | 33 | 55 | 88 | 0 | 0 | 0 | 5 | 7 | 7 | 11 | 63 | 2 |
| | CHANGE | 13- | 13- | 26- | 0 | 0 | 0 | 2+ | 5- | 5- | 5- | 17- | 1- |

PART I ARRESTS

PART I ARRESTS

| | | PART I ARRESTS BY CHARGE AND AGENCY TYPE | | | | | | | | | | | | | | | | | | | | | |
|-------------|--------------|--|-----|--------|----|-------------|----|--------|----|----------------|----|----------|----|---------|----|----------------|-----|----------|-----|---------|----|------------|----|
| | | JUVENILE | | ADULTS | | GRAND TOTAL | | MURDER | | NEG MANSL RAPE | | FORCIBLE | | ROBBERY | | AGGRAV ASSAULT | | BURGLARY | | LARCENY | | AUTO THEFT | |
| | | 95 | 94 | 95 | 94 | 95 | 94 | 95 | 94 | 95 | 94 | 95 | 94 | 95 | 94 | 95 | 94 | 95 | 94 | 95 | 94 | 95 | 94 |
| CONCORD | COL SECURITY | 0 | 0 | 3 | 0 | 0 | 0 | 0 | 0 | 0 | 0 | 0 | 0 | 0 | 0 | 0 | 0 | 0 | 2 | 2 | 1 | 0 | 0 |
| | CHANGE | 0 | 0 | 3+ | 0 | 0 | 0 | 0 | 0 | 0 | 0 | 0 | 0 | 0 | 0 | 0 | 0 | 0 | 0 | 0 | 0 | 0 | 0 |
| MINERAL CTY | TOTAL | 25 | 83 | 108 | 0 | 0 | 0 | 0 | 0 | 0 | 0 | 0 | 0 | 0 | 1 | 39 | 9 | 57 | 9 | 57 | 2 | 2 | 2 |
| | CHANGE | 51 | 45 | 96 | 2 | 0 | 0 | 0 | 0 | 0 | 0 | 0 | 0 | 0 | 0 | 10 | 10 | 63 | 10 | 63 | 11 | 11 | 11 |
| | CHANGE | 26- | 38+ | 12+ | 2- | 0 | 0 | 0 | 0 | 0 | 0 | 0 | 0 | 0 | 1+ | 29+ | 1- | 6- | 1- | 6- | 9- | 9- | 9- |
| | CHANGE | 1 | 44 | 45 | 0 | 0 | 0 | 0 | 0 | 0 | 0 | 0 | 0 | 0 | 0 | 35 | 0 | 10 | 0 | 10 | 0 | 0 | 0 |
| | CHANGE | 5 | 22 | 27 | 0 | 0 | 0 | 0 | 0 | 0 | 0 | 0 | 0 | 0 | 0 | 10 | 4 | 8- | 4 | 8- | 5 | 5 | 5- |
| | CHANGE | 4- | 22+ | 18+ | 0 | 0 | 0 | 0 | 0 | 0 | 0 | 0 | 0 | 0 | 0 | 25+ | 4- | 2+ | 4- | 2+ | 2+ | 2+ | 2+ |
| | CHANGE | 1 | 3 | 4 | 0 | 0 | 0 | 0 | 0 | 0 | 0 | 0 | 0 | 0 | 0 | 2 | 0 | 2 | 0 | 2 | 0 | 0 | 0 |
| | CHANGE | 4 | 11 | 15 | 0 | 0 | 0 | 0 | 0 | 0 | 0 | 0 | 0 | 0 | 0 | 6 | 3 | 2 | 0 | 2 | 2 | 4 | 4- |
| | CHANGE | 3- | 8- | 11- | 0 | 0 | 0 | 0 | 0 | 0 | 0 | 0 | 0 | 0 | 0 | 4- | 3- | 0 | 3- | 0 | 0 | 4- | 4- |
| | CHANGE | 0 | 41 | 41 | 0 | 0 | 0 | 0 | 0 | 0 | 0 | 0 | 0 | 0 | 0 | 33 | 0 | 8 | 0 | 8 | 0 | 0 | 0 |
| | CHANGE | 1 | 11 | 12 | 0 | 0 | 0 | 0 | 0 | 0 | 0 | 0 | 0 | 0 | 0 | 4 | 1 | 6 | 0 | 6 | 1 | 1 | 1- |
| | CHANGE | 1- | 30+ | 29+ | 0 | 0 | 0 | 0 | 0 | 0 | 0 | 0 | 0 | 0 | 0 | 29+ | 1- | 2+ | 1- | 2+ | 1- | 1- | 1- |
| | CHANGE | 24 | 39 | 63 | 0 | 0 | 0 | 0 | 0 | 0 | 0 | 0 | 0 | 0 | 4 | 4 | 9 | 47 | 9 | 47 | 2 | 2 | 2 |
| | CHANGE | 46 | 23 | 69 | 2 | 0 | 0 | 0 | 0 | 0 | 0 | 0 | 0 | 0 | 0 | 0 | 6 | 55 | 6 | 55 | 6 | 6 | 4- |
| | CHANGE | 22- | 16+ | 6- | 2- | 0 | 0 | 0 | 0 | 0 | 0 | 0 | 0 | 0 | 1+ | 4+ | 3+ | 8- | 3+ | 8- | 4- | 4- | 4- |
| | CHANGE | 18 | 35 | 53 | 0 | 0 | 0 | 0 | 0 | 0 | 0 | 0 | 0 | 0 | 1 | 3 | 5 | 43 | 5 | 43 | 1 | 1 | 1 |
| | CHANGE | 41 | 23 | 64 | 2 | 0 | 0 | 0 | 0 | 0 | 0 | 0 | 0 | 0 | 0 | 0 | 6 | 54 | 6 | 54 | 2 | 2 | 2 |
| | CHANGE | 23- | 12+ | 11- | 2- | 0 | 0 | 0 | 0 | 0 | 0 | 0 | 0 | 0 | 1+ | 3+ | 1- | 11- | 1- | 11- | 1- | 1- | 1- |
| | CHANGE | 6 | 4 | 10 | 0 | 0 | 0 | 0 | 0 | 0 | 0 | 0 | 0 | 0 | 0 | 1 | 4 | 4 | 4 | 4 | 1 | 1 | 1 |
| | CHANGE | 5 | 0 | 5 | 0 | 0 | 0 | 0 | 0 | 0 | 0 | 0 | 0 | 0 | 0 | 0 | 0 | 1 | 4 | 1 | 4 | 1 | 1 |
| | CHANGE | 1+ | 4+ | 5+ | 0 | 0 | 0 | 0 | 0 | 0 | 0 | 0 | 0 | 0 | 0 | 1+ | 4+ | 3+ | 4+ | 3+ | 3+ | 3- | 3- |
| KEYSER PD | TOTAL | 14 | 100 | 114 | 4 | 0 | 0 | 0 | 0 | 0 | 0 | 0 | 0 | 0 | 2 | 35 | 25 | 35 | 25 | 35 | 12 | 12 | 12 |
| | CHANGE | 13 | 97 | 110 | 4 | 0 | 0 | 0 | 0 | 0 | 0 | 0 | 0 | 0 | 4 | 27 | 38 | 22 | 38 | 22 | 14 | 14 | 14 |
| | CHANGE | 1+ | 3+ | 4+ | 0 | 0 | 0 | 0 | 0 | 0 | 0 | 0 | 0 | 0 | 2- | 8+ | 13- | 13+ | 13- | 13+ | 2- | 2- | 2- |
| | CHANGE | 1 | 68 | 69 | 4 | 0 | 0 | 0 | 0 | 0 | 0 | 0 | 0 | 0 | 1 | 28 | 9 | 20 | 9 | 20 | 5 | 5 | 5 |
| | CHANGE | 0 | 76 | 76 | 4 | 0 | 0 | 0 | 0 | 0 | 0 | 0 | 0 | 0 | 2 | 24 | 14 | 14 | 22 | 14 | 10 | 10 | 10 |
| | CHANGE | 1+ | 8- | 7- | 0 | 0 | 0 | 0 | 0 | 0 | 0 | 0 | 0 | 0 | 0 | 4+ | 13- | 6+ | 13- | 6+ | 5- | 5- | 5- |
| | CHANGE | 0 | 33 | 33 | 3 | 0 | 0 | 0 | 0 | 0 | 0 | 0 | 0 | 0 | 1 | 10 | 3 | 13 | 3 | 13 | 3 | 3 | 3 |
| | CHANGE | 0 | 38 | 38 | 3 | 0 | 0 | 0 | 0 | 0 | 0 | 0 | 0 | 0 | 2 | 15 | 5 | 11 | 5 | 11 | 2 | 2 | 2 |
| | CHANGE | 0 | 5- | 5- | 0 | 0 | 0 | 0 | 0 | 0 | 0 | 0 | 0 | 0 | 1- | 5- | 2- | 2+ | 2- | 2+ | 1+ | 1+ | 1+ |
| | CHANGE | 1 | 35 | 36 | 1 | 0 | 0 | 0 | 0 | 0 | 0 | 0 | 0 | 0 | 1 | 18 | 7 | 7 | 6 | 7 | 2 | 2 | 2 |
| | CHANGE | 0 | 38 | 38 | 1 | 0 | 0 | 0 | 0 | 0 | 0 | 0 | 0 | 0 | 0 | 9 | 3 | 3 | 17 | 3 | 8 | 8 | 8 |
| | CHANGE | 1+ | 3- | 2- | 0 | 0 | 0 | 0 | 0 | 0 | 0 | 0 | 0 | 0 | 1+ | 9+ | 11- | 4+ | 11- | 4+ | 6- | 6- | 6- |

| PART I ARRESTS BY CHARGE AND AGENCY TYPE | | | | | | | | | | | | | | |
|--|--------|-----|----------|-----|-------------|--------|----------|----------|----------|---------|----------------|----------|---------|------------|
| MUNICIPAL | ADULTS | | JUVENILE | | GRAND TOTAL | MURDER | CRIMINAL | HOMICIDE | FORCIBLE | ROBBERY | AGGRAV ASSAULT | BURGLARY | LARCENY | AUTO THEFT |
| | 95 | 94 | 13 | 32 | | | | | | | | | | |
| CHANGE | | | 0 | 11+ | 11+ | 0 | 0 | 0 | 1- | 2- | 4+ | 16 | 15 | 7 |
| WILLIAMSON PD | 95 | 94 | 7 | 22 | 29 | 0 | 0 | 0 | 0 | 0 | 7 | 4 | 14 | 4 |
| CHANGE | | | 1- | 10+ | 9+ | 0 | 0 | 0 | 0 | 2- | 4+ | 5- | 9+ | 3+ |
| KERMIT PD | 95 | 94 | 6 | 9 | 15 | 0 | 0 | 0 | 0 | 0 | 0 | 12 | 0 | 3 |
| CHANGE | | | 1+ | 4+ | 5+ | 0 | 0 | 1- | 0 | 0 | 0 | 9+ | 3- | 0 |
| DELBARTON PD | 95 | 94 | 0 | 1 | 1 | 0 | 0 | 0 | 0 | 0 | 0 | 0 | 1 | 0 |
| CHANGE | | | 0 | 3- | 3- | 0 | 0 | 0 | 0 | 0 | 0 | 4- | 1+ | 0 |
| MATEMAN PD | 95 | 94 | 0 | 0 | 0 | 0 | 0 | 0 | 0 | 0 | 0 | 0 | 0 | 0 |
| CHANGE | | | 0 | 0 | 0 | 0 | 0 | 0 | 0 | 0 | 0 | 0 | 0 | 0 |
| ***** | | | | | | | | | | | | | | |
| MONONGALIA CITY TOTAL | | | | | | | | | | | | | | |
| 95 | 131 | 284 | 131 | 415 | 415 | 0 | 0 | 4 | 14 | 27 | 33 | 316 | 21 | 21 |
| 94 | 191 | 294 | 191 | 485 | 485 | 0 | 0 | 7 | 8 | 18 | 63 | 363 | 26 | 26 |
| CHANGE | | | 60- | 70- | 70- | 0 | 0 | 3- | 6+ | 9+ | 30- | 47- | 5- | 5- |
| ***** | | | | | | | | | | | | | | |
| RURAL | 95 | 94 | 1 | 47 | 48 | 0 | 0 | 0 | 1 | 0 | 4 | 14 | 26 | 3 |
| CHANGE | | | 1+ | 16- | 15- | 0 | 0 | 3- | 1- | 1- | 0 | 7+ | 16- | 2- |
| SHERIFF | 95 | 94 | 0 | 14 | 14 | 0 | 0 | 0 | 0 | 0 | 2 | 4 | 6 | 2 |
| CHANGE | | | 0 | 12- | 12- | 0 | 0 | 0 | 1- | 1+ | 0 | 4+ | 14- | 2- |
| STATE POLICE | 95 | 94 | 1 | 33 | 34 | 0 | 0 | 0 | 1 | 0 | 2 | 10 | 20 | 1 |
| CHANGE | | | 1+ | 4- | 3- | 0 | 0 | 3- | 0 | 0 | 3 | 7 | 22 | 1 |
| MUNICIPAL | 95 | 94 | 130 | 237 | 367 | 0 | 0 | 3 | 3 | 14 | 23 | 19 | 290 | 18 |
| CHANGE | | | 61- | 6+ | 55- | 0 | 0 | 0 | 0 | 7+ | 9+ | 37- | 31- | 3- |
| MORGANTOWN PD | 95 | 94 | 102 | 190 | 292 | 0 | 0 | 3 | 3 | 14 | 18 | 14 | 229 | 14 |
| CHANGE | | | 22- | 27+ | 5+ | 0 | 0 | 0 | 0 | 3 | 9 | 38 | 214 | 20 |
| STAR CITY PD | 95 | 94 | 10 | 23 | 33 | 0 | 0 | 0 | 0 | 0 | 1 | 0 | 31 | 1 |
| CHANGE | | | 22- | 9- | 31- | 0 | 0 | 0 | 0 | 0 | 1+ | 0 | 33- | 1+ |
| NESTOVER PD | 95 | 94 | 15 | 14 | 29 | 0 | 0 | 0 | 0 | 0 | 4 | 2 | 21 | 2 |
| CHANGE | | | 10- | 8- | 18- | 0 | 0 | 0 | 0 | 0 | 2 | 10 | 35 | 0 |

PART I ARRESTS

PART I ARRESTS

| | | PART I ARRESTS BY CHARGE AND AGENCY TYPE | | | | | | | | | | | |
|---------------------|--------|--|--------|-------------|--------|----------|----------|----------|---------|----------------|----------|---------|------------|
| | | JUVENILE | ADULTS | GRAND TOTAL | MURDER | CRIMINAL | HOMICIDE | FORCIBLE | ROBBERY | AGGRAV ASSAULT | BURGLARY | LARCENY | AUTO THEFT |
| MVU SECURITY POLICE | 95 | 2 | 10 | 12 | 0 | 0 | 0 | 0 | 0 | 0 | 3 | 0 | 0 |
| | 94 | 5 | 12 | 17 | 0 | 0 | 0 | 0 | 4 | 2 | 4 | 7 | 0 |
| | CHANGE | 3- | 2- | 5- | 0 | 0 | 0 | 0 | 4- | 2- | 1- | 2+ | 0 |
| GRANVILLE PD | 95 | 1 | 0 | 1 | 0 | 0 | 0 | 0 | 0 | 0 | 0 | 0 | 1 |
| | 94 | 5 | 2 | 7 | 0 | 0 | 0 | 0 | 0 | 1 | 4 | 1 | 1 |
| | CHANGE | 4- | 2- | 6- | 0 | 0 | 0 | 0 | 0 | 1- | 4- | 1- | 0 |
| ***** | | | | | | | | | | | | | |
| MONROE CTY | 95 | 7 | 31 | 38 | 1 | 0 | 0 | 0 | 0 | 5 | 21 | 7 | 4 |
| | 94 | 6 | 29 | 35 | 1 | 1 | 0 | 0 | 0 | 6 | 20 | 7 | 0 |
| | CHANGE | 1+ | 2+ | 3+ | 0 | 1- | 0 | 0 | 0 | 1- | 1+ | 0 | 4+ |
| ***** | | | | | | | | | | | | | |
| RURAL | 95 | 7 | 26 | 33 | 1 | 0 | 0 | 0 | 0 | 5 | 19 | 4 | 4 |
| | 94 | 4 | 20 | 24 | 1 | 1 | 0 | 0 | 0 | 2 | 15 | 5 | 0 |
| | CHANGE | 3+ | 6+ | 9+ | 0 | 1- | 0 | 0 | 0 | 3+ | 4+ | 1- | 4+ |
| SHERIFF | 95 | 2 | 17 | 19 | 0 | 0 | 0 | 0 | 0 | 0 | 13 | 4 | 2 |
| | 94 | 0 | 13 | 13 | 1 | 1 | 0 | 0 | 0 | 2 | 6 | 3 | 0 |
| | CHANGE | 2+ | 4+ | 6+ | 1- | 1- | 0 | 0 | 0 | 2- | 7+ | 1+ | 2+ |
| STATE POLICE | 95 | 5 | 9 | 14 | 1 | 0 | 0 | 0 | 0 | 5 | 6 | 0 | 2 |
| | 94 | 4 | 7 | 11 | 0 | 0 | 0 | 0 | 0 | 0 | 9 | 2 | 0 |
| | CHANGE | 1+ | 2+ | 3+ | 1+ | 0 | 0 | 0 | 0 | 5+ | 3- | 2- | 2+ |
| MUNICIPAL | 95 | 0 | 5 | 5 | 0 | 0 | 0 | 0 | 0 | 0 | 2 | 3 | 0 |
| | 94 | 2 | 9 | 11 | 0 | 0 | 0 | 0 | 0 | 4 | 5 | 2 | 0 |
| | CHANGE | 2- | 4- | 6- | 0 | 0 | 0 | 0 | 0 | 4- | 3- | 1+ | 0 |
| ALDERSON PD | 95 | 0 | 5 | 5 | 0 | 0 | 0 | 0 | 0 | 0 | 2 | 3 | 0 |
| | 94 | 2 | 9 | 11 | 0 | 0 | 0 | 0 | 0 | 4 | 5 | 2 | 0 |
| | CHANGE | 2- | 4- | 6- | 0 | 0 | 0 | 0 | 0 | 4- | 3- | 1+ | 0 |
| ***** | | | | | | | | | | | | | |
| MORGAN CTY | 95 | 6 | 12 | 18 | 0 | 0 | 0 | 0 | 0 | 2 | 13 | 3 | 0 |
| | 94 | 9 | 17 | 26 | 0 | 0 | 0 | 1 | 0 | 1 | 14 | 7 | 3 |
| | CHANGE | 3- | 5- | 8- | 0 | 0 | 0 | 1- | 0 | 1+ | 1- | 4- | 3- |
| ***** | | | | | | | | | | | | | |
| RURAL | 95 | 6 | 12 | 18 | 0 | 0 | 0 | 0 | 0 | 2 | 13 | 3 | 0 |
| | 94 | 9 | 17 | 26 | 0 | 0 | 0 | 1 | 0 | 1 | 14 | 7 | 3 |
| | CHANGE | 3- | 5- | 8- | 0 | 0 | 0 | 1- | 0 | 1+ | 1- | 4- | 3- |
| SHERIFF | 95 | 0 | 4 | 4 | 0 | 0 | 0 | 0 | 0 | 2 | 2 | 0 | 0 |
| | 94 | 0 | 4 | 4 | 0 | 0 | 0 | 0 | 0 | 0 | 3 | 1 | 0 |
| | CHANGE | 0 | 0 | 0 | 0 | 0 | 0 | 0 | 0 | 2+ | 1- | 1- | 0 |
| STATE POLICE | 95 | 6 | 8 | 14 | 0 | 0 | 0 | 0 | 0 | 0 | 11 | 3 | 0 |
| | 94 | 9 | 13 | 22 | 0 | 0 | 0 | 1 | 0 | 1 | 11 | 6 | 3 |
| | CHANGE | 3- | 5- | 8- | 0 | 0 | 0 | 1- | 0 | 1- | 0 | 3- | 3- |

PART I ARRESTS BY CHARGE AND AGENCY TYPE

| | JUVENILE | ADULTS | GRAND TOTAL | MURDER | CRIMINAL | HOMICIDE | FORCIBLE | ROBBERY | AGGRAV | BURGLARY | LARCENY | AUTO THEFT |
|-----------------|----------|--------|-------------|--------|----------|----------|----------|---------|--------|----------|---------|------------|
| NICHOLAS CTY | 15 | 72 | 87 | 1 | 5 | 4 | 4 | 4 | 5 | 13 | 47 | 6 |
| CHANGE | 8 | 88 | 96 | 0 | 4 | 4 | 10 | 4 | 10 | 25 | 45 | 7 |
| TOTAL | 7+ | 16- | 9- | 1+ | 1+ | 0 | 5- | 0 | 5- | 7- | 2+ | 1- |
| RURAL | 5 | 37 | 42 | 1 | 5 | 3 | 2 | 3 | 2 | 8 | 19 | 3 |
| CHANGE | 4 | 60 | 64 | 0 | 4 | 3 | 9 | 3 | 9 | 20 | 20 | 7 |
| SHERIFF | 4 | 30 | 34 | 0 | 5 | 3 | 2 | 3 | 2 | 7 | 14 | 3 |
| CHANGE | 4 | 46 | 50 | 0 | 4 | 3 | 7 | 3 | 7 | 14 | 19 | 2 |
| STATE POLICE | 1 | 7 | 8 | 1 | 0 | 0 | 0 | 0 | 0 | 1 | 5 | 0 |
| CHANGE | 0 | 14 | 14 | 0 | 0 | 0 | 2 | 0 | 2 | 6 | 1 | 5 |
| MUNICIPAL | 10 | 35 | 45 | 0 | 0 | 1 | 3 | 1 | 3 | 10 | 28 | 3 |
| CHANGE | 6+ | 28 | 32 | 0 | 0 | 1 | 1 | 0 | 1 | 5 | 25 | 0 |
| RICHWOOD PD | 1 | 6 | 7 | 0 | 0 | 0 | 0 | 0 | 1 | 5 | 0 | 1 |
| CHANGE | 3 | 1 | 4 | 0 | 0 | 0 | 0 | 0 | 0 | 4 | 0 | 0 |
| SUMMERSVILLE PD | 9 | 29 | 38 | 0 | 0 | 1 | 2 | 1 | 2 | 5 | 28 | 2 |
| CHANGE | 8+ | 27 | 28 | 0 | 0 | 1 | 1 | 0 | 1 | 1 | 25 | 0 |
| OHIO CTY | 45 | 199 | 244 | 2 | 1 | 13 | 74 | 13 | 74 | 52 | 83 | 19 |
| CHANGE | 68 | 277 | 345 | 1 | 3 | 11 | 125 | 11 | 125 | 63 | 125 | 17 |
| RURAL | 1 | 16 | 17 | 0 | 0 | 0 | 0 | 0 | 0 | 4 | 3 | 5 |
| CHANGE | 0 | 18- | 18- | 1+ | 0 | 2+ | 6- | 1 | 6- | 16 | 9 | 2 |
| SHERIFF | 1 | 14 | 15 | 0 | 0 | 0 | 0 | 3 | 1 | 4 | 3 | 3 |
| CHANGE | 0 | 30 | 30 | 0 | 0 | 0 | 7 | 0 | 7 | 16 | 0 | 0 |
| STATE POLICE | 0 | 2 | 2 | 0 | 0 | 0 | 0 | 0 | 0 | 0 | 0 | 2 |
| CHANGE | 1- | 4 | 5 | 0 | 0 | 1 | 0 | 0 | 0 | 0 | 2 | 2 |
| MUNICIPAL | 44 | 183 | 227 | 1 | 0 | 10 | 73 | 10 | 73 | 48 | 80 | 14 |
| CHANGE | 23- | 60- | 83- | 0 | 2- | 0 | 45- | 0 | 45- | 47 | 116 | 15 |

PART I ARRESTS

PART I ARRESTS

| PART I ARRESTS BY CHARGE AND AGENCY TYPE | | | | | | | | | | | | | | | | | | | | | | |
|--|--|----------|-----|--------|-----|-------------|---|-----------------|----|--------------------|-----|---------------|-----|---------|--|----------------|--|------------------|--|------------|--|--|
| | | JUVENILE | | ADULTS | | GRAND TOTAL | | CRIMINAL MURDER | | HOMICIDE NEG MANSL | | FORCIBLE RAPE | | ROBBERY | | AGGRAV ASSAULT | | BURGLARY LARCENY | | AUTO THEFT | | |
| WHEELING PD | | 95 | 43 | 182 | 225 | 1 | 0 | 0 | 1 | 10 | 72 | 47 | 80 | 14 | | | | | | | | |
| | | 94 | 65 | 243 | 308 | 1 | 0 | 0 | 3 | 10 | 118 | 45 | 116 | 15 | | | | | | | | |
| CHANGE | | | 22- | 61- | 83- | 0 | 0 | 0 | 2- | 0 | 46- | 2+ | 36- | 1- | | | | | | | | |
| BETHLEHEM PD | | 95 | 0 | 0 | 0 | 0 | 0 | 0 | 0 | 0 | 0 | 0 | 0 | 0 | | | | | | | | |
| | | 94 | 0 | 0 | 0 | 0 | 0 | 0 | 0 | 0 | 0 | 0 | 0 | 0 | | | | | | | | |
| CHANGE | | | 0 | 0 | 0 | 0 | 0 | 0 | 0 | 0 | 0 | 0 | 0 | 0 | | | | | | | | |
| WEST LIBERTY ST COL SEC | | 95 | 1 | 1 | 2 | 0 | 0 | 0 | 0 | 0 | 1 | 1 | 0 | 0 | | | | | | | | |
| | | 94 | 2 | 0 | 2 | 0 | 0 | 0 | 0 | 0 | 0 | 2 | 0 | 0 | | | | | | | | |
| CHANGE | | | 1- | 1+ | 0 | 0 | 0 | 0 | 0 | 0 | 1+ | 1- | 0 | 0 | | | | | | | | |
| ***** | | | | | | | | | | | | | | | | | | | | | | |
| PENDLETON CITY TOTAL | | 95 | 10 | 20 | 30 | 0 | 0 | 0 | 2 | 0 | 6 | 1 | 19 | 2 | | | | | | | | |
| | | 94 | 7 | 23 | 30 | 0 | 0 | 0 | 8 | 0 | 2 | 3 | 13 | 4 | | | | | | | | |
| CHANGE | | | 3+ | 3- | 0 | 0 | 0 | 0 | 6- | 0 | 4+ | 2- | 6+ | 2- | | | | | | | | |
| ***** | | | | | | | | | | | | | | | | | | | | | | |
| RURAL | | 95 | 10 | 20 | 30 | 0 | 0 | 0 | 2 | 0 | 6 | 1 | 19 | 2 | | | | | | | | |
| | | 94 | 7 | 23 | 30 | 0 | 0 | 0 | 8 | 0 | 2 | 3 | 13 | 4 | | | | | | | | |
| CHANGE | | | 3+ | 3- | 0 | 0 | 0 | 0 | 6- | 0 | 4+ | 2- | 6+ | 2- | | | | | | | | |
| ***** | | | | | | | | | | | | | | | | | | | | | | |
| SHERIFF | | 95 | 0 | 0 | 0 | 0 | 0 | 0 | 0 | 0 | 0 | 0 | 0 | 0 | | | | | | | | |
| | | 94 | 0 | 0 | 0 | 0 | 0 | 0 | 0 | 0 | 0 | 0 | 0 | 0 | | | | | | | | |
| CHANGE | | | 0 | 0 | 0 | 0 | 0 | 0 | 0 | 0 | 0 | 0 | 0 | 0 | | | | | | | | |
| ***** | | | | | | | | | | | | | | | | | | | | | | |
| STATE POLICE | | 95 | 10 | 20 | 30 | 0 | 0 | 0 | 2 | 0 | 6 | 1 | 19 | 2 | | | | | | | | |
| | | 94 | 7 | 23 | 30 | 0 | 0 | 0 | 8 | 0 | 2 | 3 | 13 | 4 | | | | | | | | |
| CHANGE | | | 3+ | 3- | 0 | 0 | 0 | 0 | 6- | 0 | 4+ | 2- | 6+ | 2- | | | | | | | | |
| ***** | | | | | | | | | | | | | | | | | | | | | | |
| PLEASANTS CITY TOTAL | | 95 | 0 | 8 | 8 | 0 | 0 | 0 | 0 | 0 | 0 | 1 | 3 | 4 | | | | | | | | |
| | | 94 | 0 | 7 | 7 | 0 | 0 | 0 | 1 | 0 | 1 | 1 | 5 | 0 | | | | | | | | |
| CHANGE | | | 0 | 1+ | 1+ | 0 | 0 | 0 | 0 | 0 | 1- | 0 | 2- | 4+ | | | | | | | | |
| ***** | | | | | | | | | | | | | | | | | | | | | | |
| RURAL | | 95 | 0 | 4 | 4 | 0 | 0 | 0 | 0 | 0 | 0 | 1 | 0 | 3 | | | | | | | | |
| | | 94 | 0 | 6 | 6 | 0 | 0 | 0 | 0 | 0 | 1 | 1 | 4 | 0 | | | | | | | | |
| CHANGE | | | 0 | 2- | 2- | 0 | 0 | 0 | 0 | 0 | 1- | 0 | 4- | 3+ | | | | | | | | |
| ***** | | | | | | | | | | | | | | | | | | | | | | |
| SHERIFF | | 95 | 0 | 4 | 4 | 0 | 0 | 0 | 0 | 0 | 0 | 1 | 0 | 3 | | | | | | | | |
| | | 94 | 0 | 3 | 3 | 0 | 0 | 0 | 0 | 0 | 0 | 1 | 1 | 0 | | | | | | | | |
| CHANGE | | | 0 | 1+ | 1+ | 0 | 0 | 0 | 0 | 0 | 1- | 0 | 1- | 3+ | | | | | | | | |
| ***** | | | | | | | | | | | | | | | | | | | | | | |
| STATE POLICE | | 95 | 0 | 0 | 0 | 0 | 0 | 0 | 0 | 0 | 0 | 0 | 0 | 0 | | | | | | | | |
| | | 94 | 0 | 3 | 3 | 0 | 0 | 0 | 0 | 0 | 0 | 0 | 3 | 0 | | | | | | | | |
| CHANGE | | | 0 | 3- | 3- | 0 | 0 | 0 | 0 | 0 | 0 | 0 | 3- | 0 | | | | | | | | |
| ***** | | | | | | | | | | | | | | | | | | | | | | |
| MUNICIPAL | | 95 | 0 | 4 | 4 | 0 | 0 | 0 | 0 | 0 | 0 | 0 | 0 | 3 | | | | | | | | |
| | | 94 | 0 | 1 | 1 | 0 | 0 | 0 | 0 | 0 | 0 | 0 | 1 | 0 | | | | | | | | |
| CHANGE | | | 0 | 3+ | 3+ | 0 | 0 | 0 | 0 | 0 | 0 | 0 | 2+ | 1+ | | | | | | | | |

| PART I ARRESTS BY CHARGE AND AGENCY TYPE | | | | | | | | | | | | | |
|--|----------|--------|-------------|--------|----------|----------|----------|------|---------|----------------|----------|---------|------------|
| ST MARYS PD | JUVENILE | ADULTS | GRAND TOTAL | MURDER | CRIMINAL | HOMICIDE | FORCIBLE | RAPE | ROBBERY | AGGRAV ASSAULT | BURGLARY | LARCENY | AUTO THEFT |
| | | | | | | | | | | | | | |
| 0 | 4 | 4 | 0 | 0 | 0 | 0 | 0 | 0 | 0 | 0 | 0 | 0 | 1 |
| 0 | 1 | 1 | 0 | 0 | 0 | 0 | 0 | 0 | 0 | 0 | 0 | 1 | 0 |
| 0 | 3+ | 3+ | 0 | 0 | 0 | 0 | 0 | 0 | 0 | 0 | 0 | 2+ | 1+ |
| ***** | | | | | | | | | | | | | |
| POCAHONTAS CTY TOTAL | | | | | | | | | | | | | |
| 3 | 16 | 19 | 1 | 0 | 0 | 0 | 0 | 0 | 0 | 4 | 7 | 7 | 0 |
| 1 | 21 | 22 | 1 | 0 | 2 | 2 | 1 | 1 | 4 | 4 | 7 | 6 | 1 |
| 2+ | 5- | 3- | 0 | 0 | 2- | 2- | 1- | 1- | 0 | 0 | 0 | 1+ | 1- |
| ***** | | | | | | | | | | | | | |
| RURAL | | | | | | | | | | | | | |
| 2 | 11 | 13 | 1 | 0 | 0 | 0 | 0 | 0 | 0 | 2 | 5 | 5 | 0 |
| 0 | 17 | 17 | 1 | 0 | 2 | 2 | 1- | 1- | 1 | 3 | 5 | 5 | 0 |
| 2+ | 6- | 4- | 0 | 0 | 2- | 2- | 0 | 0 | 1- | 1- | 0 | 0 | 0 |
| ***** | | | | | | | | | | | | | |
| SHERIFF | | | | | | | | | | | | | |
| 2 | 4 | 6 | 1 | 0 | 0 | 0 | 0 | 0 | 0 | 2 | 2 | 1 | 0 |
| 0 | 8 | 8 | 1 | 0 | 0 | 0 | 0 | 0 | 0 | 1 | 4 | 2 | 0 |
| 2+ | 4- | 2- | 0 | 0 | 0 | 0 | 0 | 0 | 0 | 1+ | 2- | 1- | 0 |
| ***** | | | | | | | | | | | | | |
| STATE POLICE | | | | | | | | | | | | | |
| 0 | 7 | 7 | 0 | 0 | 0 | 0 | 0 | 0 | 0 | 0 | 3 | 4 | 0 |
| 0 | 9 | 9 | 0 | 0 | 2 | 2 | 1- | 1- | 1 | 2 | 1 | 3 | 0 |
| 0 | 2- | 2- | 0 | 0 | 2- | 2- | 0 | 0 | 1- | 2- | 2+ | 1+ | 0 |
| ***** | | | | | | | | | | | | | |
| MUNICIPAL | | | | | | | | | | | | | |
| 1 | 5 | 6 | 0 | 0 | 0 | 0 | 0 | 0 | 0 | 2 | 2 | 2 | 0 |
| 1 | 4 | 5 | 0 | 0 | 0 | 0 | 0 | 0 | 0 | 1 | 2 | 1 | 1 |
| 0 | 1+ | 1+ | 0 | 0 | 0 | 0 | 0 | 0 | 0 | 1+ | 0 | 1+ | 1- |
| ***** | | | | | | | | | | | | | |
| MARLINTON PD | | | | | | | | | | | | | |
| 1 | 5 | 6 | 0 | 0 | 0 | 0 | 0 | 0 | 0 | 2 | 2 | 2 | 0 |
| 1 | 4 | 5 | 0 | 0 | 0 | 0 | 0 | 0 | 0 | 1 | 2 | 1 | 1 |
| 0 | 1+ | 1+ | 0 | 0 | 0 | 0 | 0 | 0 | 0 | 1+ | 0 | 1+ | 1- |
| ***** | | | | | | | | | | | | | |
| PRESTON CTY | | | | | | | | | | | | | |
| 20 | 38 | 58 | 0 | 0 | 0 | 0 | 0 | 0 | 0 | 3 | 11 | 43 | 1 |
| 20 | 46 | 66 | 0 | 0 | 0 | 0 | 0 | 0 | 2 | 1 | 12 | 47 | 4 |
| 0 | 8- | 8- | 0 | 0 | 0 | 0 | 0 | 2- | 2- | 2+ | 1- | 4- | 3- |
| ***** | | | | | | | | | | | | | |
| RURAL | | | | | | | | | | | | | |
| 1 | 28 | 29 | 0 | 0 | 0 | 0 | 0 | 0 | 0 | 3 | 11 | 14 | 1 |
| 7 | 29 | 36 | 0 | 0 | 0 | 0 | 0 | 2 | 2- | 1 | 8 | 23 | 2 |
| 6- | 1- | 7- | 0 | 0 | 0 | 0 | 0 | 0 | 0 | 2+ | 3+ | 9- | 1- |
| ***** | | | | | | | | | | | | | |
| SHERIFF | | | | | | | | | | | | | |
| 0 | 18 | 18 | 0 | 0 | 0 | 0 | 0 | 0 | 0 | 1 | 3 | 9 | 0 |
| 5 | 18 | 23 | 0 | 0 | 0 | 0 | 0 | 0 | 2 | 1 | 8 | 17 | 0 |
| 5- | 0 | 5- | 0 | 0 | 0 | 0 | 0 | 2- | 0 | 0 | 5+ | 8- | 0 |
| ***** | | | | | | | | | | | | | |
| STATE POLICE | | | | | | | | | | | | | |
| 1 | 10 | 11 | 0 | 0 | 0 | 0 | 0 | 0 | 0 | 2 | 3 | 5 | 1 |
| 2 | 11 | 13 | 0 | 0 | 0 | 0 | 0 | 0 | 0 | 0 | 5 | 6 | 2 |
| 1- | 1- | 2- | 0 | 0 | 0 | 0 | 0 | 0 | 0 | 2+ | 2- | 1- | 1- |
| ***** | | | | | | | | | | | | | |
| MUNICIPAL | | | | | | | | | | | | | |
| 19 | 10 | 29 | 0 | 0 | 0 | 0 | 0 | 0 | 0 | 0 | 0 | 29 | 0 |
| 13 | 17 | 30 | 0 | 0 | 0 | 0 | 0 | 0 | 0 | 0 | 4 | 24 | 2 |
| 6+ | 7- | 1- | 0 | 0 | 0 | 0 | 0 | 0 | 0 | 0 | 4- | 5+ | 2- |

PART I ARRESTS

PART I ARRESTS

PART I ARRESTS BY CHARGE AND AGENCY TYPE.

| AGENCY | CHARGE | JUVENILE | | ADULTS | | TOTAL | MURDER | CRIMINAL | HOMICIDE | FORCIBLE | ROBBERY | AGGRAV | BURGLARY | LARCENY | AUTO THEFT |
|---------------|--------|----------|-----|--------|----|-------|--------|----------|----------|----------|---------|--------|----------|---------|------------|
| | | 95 | 94 | 95 | 94 | | | | | | | | | | |
| KINGWOOD PD | 95 | 19 | 10 | 0 | 0 | 29 | 0 | 0 | 0 | 0 | 0 | 0 | 0 | 29 | 0 |
| | 94 | 13 | 17 | 0 | 0 | 30 | 0 | 0 | 0 | 0 | 0 | 0 | 4 | 24 | 2 |
| | CHANGE | 6+ | 7- | 0 | 0 | 1- | 0 | 0 | 0 | 0 | 0 | 0 | 4- | 5+ | 2- |
| REEDSVILLE PD | 95 | 0 | 0 | 0 | 0 | 0 | 0 | 0 | 0 | 0 | 0 | 0 | 0 | 0 | 0 |
| | 94 | 0 | 0 | 0 | 0 | 0 | 0 | 0 | 0 | 0 | 0 | 0 | 0 | 0 | 0 |
| | CHANGE | 0 | 0 | 0 | 0 | 0 | 0 | 0 | 0 | 0 | 0 | 0 | 0 | 0 | 0 |
| ***** | | | | | | | | | | | | | | | |
| PUTNAM CTY | 95 | 29 | 102 | 5 | 9 | 131 | 7 | 22 | 38 | 41 | 9 | 38 | 41 | 38 | 9 |
| | 94 | 5 | 87 | 0 | 5 | 92 | 4 | 16 | 25 | 39 | 3 | 25 | 39 | 37 | 3 |
| | CHANGE | 24+ | 15+ | 5+ | 4+ | 39+ | 3+ | 6+ | 13+ | 2+ | 6+ | 13+ | 2+ | 2+ | 6+ |
| ***** | | | | | | | | | | | | | | | |
| RURAL | 95 | 19 | 92 | 5 | 9 | 111 | 5 | 15 | 36 | 38 | 5 | 15 | 36 | 38 | 3 |
| | 94 | 2 | 79 | 0 | 5 | 81 | 4 | 10 | 22 | 37 | 3 | 10 | 22 | 37 | 3 |
| | CHANGE | 17+ | 13+ | 5+ | 4+ | 30+ | 1+ | 5+ | 14+ | 1+ | 5+ | 14+ | 1+ | 1+ | 0 |
| SHERIFF | 95 | 17 | 64 | 3 | 0 | 81 | 5 | 12 | 32 | 28 | 1 | 12 | 32 | 28 | 1 |
| | 94 | 1 | 61 | 0 | 0 | 62 | 4 | 9 | 19 | 28 | 2 | 9 | 19 | 28 | 2 |
| | CHANGE | 16+ | 3+ | 3+ | 0 | 19+ | 1+ | 3+ | 13+ | 0 | 1- | 3+ | 13+ | 0 | 1- |
| STATE POLICE | 95 | 2 | 28 | 2 | 9 | 30 | 0 | 3 | 4 | 10 | 2 | 3 | 4 | 10 | 2 |
| | 94 | 1 | 18 | 0 | 5 | 19 | 0 | 1 | 3 | 9 | 1 | 1 | 3 | 9 | 1 |
| | CHANGE | 1+ | 10+ | 2+ | 4+ | 11+ | 0 | 2+ | 1+ | 1+ | 0 | 2+ | 1+ | 1+ | 1+ |
| MUNICIPAL | 95 | 10 | 10 | 0 | 0 | 20 | 0 | 7 | 2 | 3 | 2 | 7 | 2 | 3 | 6 |
| | 94 | 3 | 8 | 0 | 0 | 11 | 0 | 6 | 3 | 2 | 0 | 6 | 3 | 2 | 0 |
| | CHANGE | 7+ | 2+ | 0 | 0 | 9+ | 0 | 1+ | 1- | 1+ | 0 | 1+ | 1- | 1+ | 6+ |
| HURRICANE PD | 95 | 10 | 10 | 0 | 0 | 20 | 0 | 2 | 2 | 6 | 2 | 2 | 2 | 6 | 6 |
| | 94 | 3 | 7 | 0 | 0 | 10 | 0 | 6 | 3 | 1 | 0 | 3 | 1 | 0 | 0 |
| | CHANGE | 7+ | 3+ | 0 | 0 | 10+ | 0 | 1+ | 1- | 2+ | 0 | 1- | 2+ | 2+ | 6+ |
| POCA PD | 95 | 0 | 0 | 0 | 0 | 0 | 0 | 0 | 0 | 0 | 0 | 0 | 0 | 0 | 0 |
| | 94 | 0 | 1 | 0 | 0 | 1 | 0 | 0 | 0 | 0 | 0 | 0 | 0 | 1 | 0 |
| | CHANGE | 0 | 1- | 0 | 0 | 1- | 0 | 0 | 0 | 0 | 0 | 0 | 0 | 1- | 0 |
| ***** | | | | | | | | | | | | | | | |
| RALEIGH CTY | 95 | 223 | 493 | 5 | 2 | 716 | 22 | 50 | 83 | 521 | 33 | 50 | 83 | 521 | 33 |
| | 94 | 205 | 474 | 11 | 2 | 679 | 27 | 77 | 56 | 491 | 15 | 77 | 56 | 491 | 15 |
| | CHANGE | 18+ | 19+ | 6- | 0 | 37+ | 5- | 27- | 27+ | 30+ | 18+ | 27- | 27+ | 30+ | 18+ |
| ***** | | | | | | | | | | | | | | | |
| RURAL | 95 | 28 | 94 | 1 | 0 | 122 | 4 | 18 | 42 | 50 | 7 | 18 | 42 | 50 | 7 |
| | 94 | 30 | 101 | 8 | 0 | 131 | 5 | 14 | 38 | 62 | 4 | 14 | 38 | 62 | 4 |
| | CHANGE | 2- | 7- | 7- | 0 | 9- | 1- | 4+ | 4+ | 12- | 3+ | 4+ | 12- | 3+ | 3+ |
| SHERIFF | 95 | 27 | 70 | 1 | 0 | 97 | 3 | 9 | 36 | 41 | 7 | 9 | 36 | 41 | 7 |
| | 94 | 24 | 88 | 7 | 0 | 112 | 5 | 12 | 31 | 53 | 4 | 12 | 31 | 53 | 4 |
| | CHANGE | 3+ | 18- | 6- | 0 | 15- | 2- | 3- | 5+ | 12- | 3+ | 3- | 5+ | 12- | 3+ |

| PART I ARRESTS BY CHARGE AND AGENCY TYPE | | | | | | | | | | | |
|--|----------|--------|-------------|--------|-----------|------|---------|----------------|----------|---------|------------|
| | JUVENILE | ADULTS | GRAND TOTAL | MURDER | NEG MANSL | RAPE | ROBBERY | AGGRAV ASSAULT | BURGLARY | LARCENY | AUTO THEFT |
| STATE POLICE | 95 | 1 | 24 | 0 | 0 | 0 | 1 | 9 | 6 | 9 | 0 |
| | 94 | 6 | 13 | 1 | 0 | 0 | 0 | 2 | 7 | 9 | 0 |
| CHANGE | | 5- | 11+ | 1- | 0 | 0 | 1+ | 7+ | 1- | 0 | 0 |
| MUNICIPAL | 95 | 195 | 399 | 4 | 0 | 2 | 18 | 32 | 41 | 471 | 26 |
| | 94 | 175 | 373 | 3 | 0 | 2 | 22 | 63 | 18 | 429 | 11 |
| CHANGE | | 20+ | 26+ | 1+ | 0 | 0 | 4- | 31- | 23+ | 42+ | 15+ |
| BECKLEY PD | 95 | 195 | 395 | 4 | 0 | 2 | 18 | 31 | 40 | 470 | 25 |
| | 94 | 173 | 369 | 3 | 0 | 2 | 22 | 63 | 16 | 425 | 11 |
| CHANGE | | 22+ | 26+ | 1+ | 0 | 0 | 4- | 32- | 24+ | 45+ | 14+ |
| MABSCOTT PD | 95 | 0 | 3 | 0 | 0 | 0 | 0 | 1 | 0 | 1 | 1 |
| | 94 | 2 | 3 | 0 | 0 | 0 | 0 | 0 | 2 | 3 | 0 |
| CHANGE | | 2- | 0 | 0 | 0 | 0 | 0 | 1+ | 2- | 2- | 1+ |
| SOPHIA PD | 95 | 0 | 1 | 0 | 0 | 0 | 0 | 0 | 1 | 0 | 0 |
| | 94 | 0 | 1 | 0 | 0 | 0 | 0 | 0 | 0 | 0 | 0 |
| CHANGE | | 0 | 0 | 0 | 0 | 0 | 0 | 0 | 1+ | 1- | 0 |
| RANDOLPH CTY | TOTAL | 73 | 94 | 1 | 0 | 2 | 1 | 8 | 46 | 100 | 9 |
| | 95 | 167 | 1 | 0 | 0 | 0 | 1 | 8 | 46 | 100 | 9 |
| | 94 | 116 | 190 | 1 | 0 | 1 | 4 | 7 | 21 | 135 | 21 |
| CHANGE | | 1- | 22- | 0 | 0 | 1+ | 3- | 1+ | 25+ | 35- | 12- |
| RURAL | 95 | 49 | 50 | 1 | 0 | 2 | 0 | 4 | 28 | 58 | 6 |
| | 94 | 20 | 75 | 0 | 0 | 1 | 3 | 5 | 14 | 65 | 7 |
| CHANGE | | 29+ | 25- | 1+ | 0 | 1+ | 3- | 1- | 14+ | 7- | 1- |
| SHERIFF | 95 | 0 | 4 | 0 | 0 | 0 | 0 | 1 | 2 | 1 | 0 |
| | 94 | 0 | 5 | 0 | 0 | 0 | 0 | 0 | 2 | 3 | 0 |
| CHANGE | | 0 | 1- | 0 | 0 | 0 | 0 | 1+ | 0 | 2- | 0 |
| STATE POLICE | 95 | 49 | 95 | 1 | 0 | 2 | 0 | 3 | 26 | 57 | 6 |
| | 94 | 20 | 70 | 0 | 0 | 1 | 3 | 5 | 12 | 62 | 7 |
| CHANGE | | 29+ | 24- | 1+ | 0 | 1+ | 3- | 2- | 14+ | 5- | 1- |
| MUNICIPAL | 95 | 24 | 44 | 0 | 0 | 0 | 1 | 4 | 18 | 42 | 3 |
| | 94 | 54 | 41 | 1 | 0 | 0 | 1 | 2 | 7 | 70 | 14 |
| CHANGE | | 30- | 3+ | 1- | 0 | 0 | 0 | 2+ | 11+ | 28- | 11- |
| ELKINS PD | 95 | 24 | 44 | 0 | 0 | 0 | 1 | 4 | 18 | 42 | 3 |
| | 94 | 54 | 41 | 1 | 0 | 0 | 1 | 2 | 7 | 70 | 14 |
| CHANGE | | 30- | 3+ | 1- | 0 | 0 | 0 | 2+ | 11+ | 28- | 11- |
| MILL CREEK PD | 95 | 0 | 0 | 0 | 0 | 0 | 0 | 0 | 0 | 0 | 0 |
| | 94 | 0 | 0 | 0 | 0 | 0 | 0 | 0 | 0 | 0 | 0 |
| CHANGE | | 0 | 0 | 0 | 0 | 0 | 0 | 0 | 0 | 0 | 0 |
| RITCHIE CTY | TOTAL | 1 | 19 | 0 | 0 | 0 | 0 | 0 | 5 | 13 | 2 |
| | 95 | 20 | 20 | 0 | 0 | 0 | 0 | 0 | 5 | 13 | 2 |
| | 94 | 2 | 20 | 2 | 0 | 1 | 0 | 2 | 11 | 5 | 1 |
| CHANGE | | 1- | 1- | 2- | 0 | 1- | 0 | 2- | 6- | 8+ | 1+ |

PART I ARRESTS

PART I ARRESTS

| | | PART I ARRESTS BY CHARGE AND AGENCY TYPE | | | | | | | | | | | | |
|----------------|--------|--|--------|-------------|--------|----------|----------|-----------|---------------|---------|----------------|----------|---------|------------|
| | | JUVENILE | ADULTS | GRAND TOTAL | MURDER | CRIMINAL | HOMICIDE | NEG MANSL | FORCIBLE RAPE | ROBBERY | AGGRAV ASSAULT | BURGLARY | LARCENY | AUTO THEFT |
| RURAL | 95 | 1 | 17 | 18 | 0 | 0 | 0 | 0 | 0 | 0 | 0 | 5 | 11 | 2 |
| | 94 | 0 | 18 | 18 | 2 | 0 | 0 | 1 | 1 | 0 | 1 | 9 | 5 | 0 |
| | CHANGE | 1+ | 1- | 0 | 2- | 0 | 0 | 1- | 0 | 0 | 1- | 4- | 6+ | 2+ |
| SHERIFF | 95 | 1 | 4 | 5 | 0 | 0 | 0 | 0 | 0 | 0 | 0 | 4 | 1 | 0 |
| | 94 | 0 | 7 | 7 | 0 | 0 | 0 | 0 | 0 | 0 | 1 | 2 | 4 | 0 |
| | CHANGE | 1+ | 3- | 2- | 0 | 0 | 0 | 0 | 0 | 0 | 1- | 2+ | 3- | 0 |
| STATE POLICE | 95 | 0 | 13 | 13 | 0 | 0 | 0 | 0 | 0 | 0 | 0 | 1 | 10 | 2 |
| | 94 | 0 | 11 | 11 | 2 | 0 | 0 | 1 | 1 | 0 | 0 | 7 | 1 | 0 |
| | CHANGE | 0 | 2+ | 2+ | 2- | 0 | 0 | 1- | 0 | 0 | 0 | 6- | 9+ | 2+ |
| MUNICIPAL | 95 | 0 | 2 | 2 | 0 | 0 | 0 | 0 | 0 | 0 | 0 | 0 | 2 | 0 |
| | 94 | 2 | 2 | 4 | 0 | 0 | 0 | 0 | 0 | 1 | 1 | 2 | 0 | 1 |
| | CHANGE | 2- | 0 | 2- | 0 | 0 | 0 | 0 | 0 | 1- | 0 | 2- | 2+ | 1- |
| HARRISVILLE PD | 95 | 0 | 2 | 2 | 0 | 0 | 0 | 0 | 0 | 0 | 0 | 0 | 2 | 0 |
| | 94 | 0 | 1 | 1 | 0 | 0 | 0 | 0 | 0 | 0 | 0 | 1 | 0 | 0 |
| | CHANGE | 0 | 1+ | 1+ | 0 | 0 | 0 | 0 | 0 | 0 | 0 | 1- | 2+ | 0 |
| PERINSBORO PD | 95 | 0 | 0 | 0 | 0 | 0 | 0 | 0 | 0 | 0 | 0 | 0 | 0 | 0 |
| | 94 | 2 | 1 | 3 | 0 | 0 | 0 | 0 | 0 | 0 | 1 | 1 | 0 | 1 |
| | CHANGE | 2- | 1- | 3- | 0 | 0 | 0 | 0 | 0 | 0 | 1- | 1- | 0 | 1- |
| ***** | | | | | | | | | | | | | | |
| ROANE CTY | 95 | 35 | 28 | 63 | 0 | 0 | 0 | 0 | 1 | 0 | 10 | 12 | 23 | 17 |
| | 94 | 23 | 47 | 70 | 0 | 0 | 0 | 0 | 0 | 3 | 2 | 22 | 39 | 4 |
| | CHANGE | 12+ | 19- | 7- | 0 | 0 | 0 | 0 | 1+ | 3- | 8+ | 10- | 16- | 13+ |
| ***** | | | | | | | | | | | | | | |
| RURAL | 95 | 13 | 21 | 34 | 0 | 0 | 0 | 0 | 1 | 0 | 9 | 12 | 3 | 9 |
| | 94 | 10 | 34 | 44 | 0 | 0 | 0 | 0 | 0 | 0 | 2 | 20 | 21 | 1 |
| | CHANGE | 3+ | 13- | 10- | 0 | 0 | 0 | 0 | 1+ | 0 | 7+ | 8- | 18- | 8+ |
| SHERIFF | 95 | 6 | 9 | 15 | 0 | 0 | 0 | 0 | 0 | 0 | 5 | 8 | 1 | 1 |
| | 94 | 2 | 12 | 14 | 0 | 0 | 0 | 0 | 0 | 0 | 0 | 5 | 9 | 0 |
| | CHANGE | 4+ | 3- | 1+ | 0 | 0 | 0 | 0 | 0 | 0 | 5+ | 3+ | 8- | 1+ |
| STATE POLICE | 95 | 7 | 12 | 19 | 0 | 0 | 0 | 0 | 1 | 0 | 4 | 4 | 2 | 8 |
| | 94 | 8 | 22 | 30 | 0 | 0 | 0 | 0 | 0 | 0 | 2 | 15 | 12 | 1 |
| | CHANGE | 1- | 10- | 11- | 0 | 0 | 0 | 0 | 1+ | 0 | 2+ | 11- | 10- | 7+ |
| MUNICIPAL | 95 | 22 | 7 | 29 | 0 | 0 | 0 | 0 | 0 | 0 | 1 | 0 | 20 | 8 |
| | 94 | 13 | 13 | 26 | 0 | 0 | 0 | 0 | 0 | 3 | 0 | 2 | 18 | 3 |
| | CHANGE | 9+ | 6- | 3+ | 0 | 0 | 0 | 0 | 0 | 3- | 1+ | 2- | 2+ | 5+ |
| SPENCER PD | 95 | 22 | 7 | 29 | 0 | 0 | 0 | 0 | 0 | 0 | 1 | 0 | 20 | 8 |
| | 94 | 13 | 13 | 26 | 0 | 0 | 0 | 0 | 0 | 3 | 0 | 2 | 18 | 3 |
| | CHANGE | 9+ | 6- | 3+ | 0 | 0 | 0 | 0 | 0 | 3- | 1+ | 2- | 2+ | 5+ |
| ***** | | | | | | | | | | | | | | |
| SUMMERS CTY | 95 | 6 | 28 | 34 | 2 | 0 | 0 | 0 | 0 | 0 | 6 | 16 | 10 | 0 |
| | 94 | 0 | 24 | 24 | 1 | 0 | 0 | 0 | 1 | 2 | 5 | 8 | 17 | 0 |
| | CHANGE | 6+ | 4+ | 10+ | 1+ | 0 | 0 | 0 | 1- | 2- | 1+ | 8+ | 3+ | 0 |
| ***** | | | | | | | | | | | | | | |

| PART I ARRESTS BY CHARGE AND AGENCY TYPE | | | | | | | | | | | | |
|--|----------|--------|-------------|-----------------|--------------|-------------|---------------|---------|----------------|----------|---------|------------|
| | JUVENILE | ADULTS | GRAND TOTAL | CRIMINAL MURDER | HOMICIDE NEG | MANSLS RAPE | FORCIBLE RAPE | ROBBERY | AGGRAV ASSAULT | BURGLARY | LARCENY | AUTO THEFT |
| RURAL | 6 | 11 | 17 | 2 | 0 | 0 | 0 | 0 | 1 | 9 | 5 | 0 |
| CHANGE | 0 | 9 | 9 | 0 | 0 | 1 | 1 | 1 | 0 | 4 | 3 | 0 |
| SHERIFF | 0 | 4 | 4 | 1 | 0 | 0 | 0 | 0 | 1 | 2 | 0 | 0 |
| CHANGE | 0 | 5 | 5 | 0 | 0 | 0 | 0 | 0 | 0 | 2 | 3 | 0 |
| STATE POLICE | 6 | 7 | 13 | 1 | 0 | 0 | 0 | 0 | 0 | 7 | 5 | 0 |
| CHANGE | 0 | 4 | 4 | 0 | 0 | 1 | 1 | 1 | 0 | 2 | 0 | 0 |
| MUNICIPAL | 0 | 17 | 17 | 0 | 0 | 0 | 0 | 0 | 5 | 7 | 5 | 0 |
| CHANGE | 0 | 15 | 15 | 1 | 0 | 0 | 0 | 1 | 5 | 4 | 4 | 0 |
| HINTON PD | 0 | 17 | 17 | 0 | 0 | 0 | 0 | 0 | 5 | 7 | 5 | 0 |
| CHANGE | 0 | 15 | 15 | 1 | 0 | 0 | 0 | 1 | 5 | 4 | 4 | 0 |
| TAYLOR CTY | 9 | 13 | 22 | 3 | 0 | 0 | 0 | 3 | 1 | 1 | 14 | 0 |
| CHANGE | 15 | 7 | 22 | 3 | 0 | 2 | 2 | 3 | 2 | 5 | 28 | 7 |
| RURAL | 1 | 7 | 8 | 3 | 0 | 0 | 0 | 0 | 1 | 1 | 3 | 0 |
| CHANGE | 4 | 3 | 7 | 0 | 0 | 0 | 0 | 0 | 2 | 2 | 1 | 2 |
| SHERIFF | 0 | 5 | 5 | 0 | 0 | 0 | 0 | 0 | 1 | 1 | 3 | 0 |
| CHANGE | 3 | 2 | 5 | 0 | 0 | 0 | 0 | 0 | 1 | 1 | 1 | 2 |
| STATE POLICE | 1 | 2 | 3 | 3 | 0 | 0 | 0 | 0 | 0 | 0 | 0 | 0 |
| CHANGE | 0 | 1 | 1 | 0 | 0 | 0 | 0 | 0 | 1 | 1 | 0 | 0 |
| MUNICIPAL | 8 | 6 | 14 | 0 | 0 | 0 | 0 | 3 | 0 | 0 | 11 | 0 |
| CHANGE | 20 | 17 | 37 | 0 | 0 | 2 | 2 | 0 | 0 | 3 | 27 | 5 |
| GRAFTON PD | 8 | 6 | 14 | 0 | 0 | 0 | 0 | 3 | 0 | 0 | 11 | 0 |
| CHANGE | 20 | 17 | 37 | 0 | 0 | 2 | 2 | 0 | 0 | 3 | 27 | 5 |
| TUCKER CTY | 2 | 12 | 14 | 0 | 0 | 0 | 0 | 0 | 2 | 4 | 8 | 0 |
| CHANGE | 8 | 27 | 35 | 0 | 0 | 0 | 0 | 0 | 4 | 10 | 21 | 0 |
| TOTAL | 6 | 15 | 21 | 0 | 0 | 0 | 0 | 0 | 2 | 6 | 13 | 0 |

PART I ARRESTS

PART I ARRESTS

| | PART I ARRESTS BY CHARGE AND AGENCY TYPE | | CRIMINAL TYPE | | | | | | | | | | BURGLARY | LARCENY | AUTO THEFT | |
|-----------------|--|--------|---------------|--------|-----|-------|------|----------|---------|----------------|----------|---------|----------|---------|------------|------------|
| | JUVENILE | ADULTS | GRAND TOTAL | MURDER | NEG | MANSL | RAPE | FORCIBLE | ROBBERY | AGGRAV ASSAULT | BURGLARY | LARCENY | | | | AUTO THEFT |
| RURAL | 95 | 2 | 10 | 0 | 0 | 0 | 0 | 0 | 0 | 0 | 0 | 0 | 0 | 4 | 6 | 0 |
| | 94 | 6 | 22 | 0 | 0 | 0 | 0 | 0 | 0 | 0 | 0 | 0 | 0 | 9 | 16 | 0 |
| | CHANGE | 4- | 12- | 0 | 0 | 0 | 0 | 0 | 0 | 0 | 0 | 0 | 0 | 5- | 10- | 0 |
| SHERIFF | 95 | 0 | 9 | 0 | 0 | 0 | 0 | 0 | 0 | 0 | 0 | 0 | 0 | 4 | 4 | 0 |
| | 94 | 4 | 10 | 0 | 0 | 0 | 0 | 0 | 0 | 0 | 0 | 0 | 0 | 3 | 11 | 0 |
| | CHANGE | 4- | 1- | 0 | 0 | 0 | 0 | 0 | 0 | 0 | 0 | 0 | 0 | 1+ | 7- | 0 |
| STATE POLICE | 95 | 2 | 1 | 0 | 0 | 0 | 0 | 0 | 0 | 0 | 0 | 0 | 0 | 0 | 2 | 0 |
| | 94 | 2 | 12 | 0 | 0 | 0 | 0 | 0 | 0 | 0 | 0 | 0 | 0 | 6 | 5 | 0 |
| | CHANGE | 0 | 11- | 0 | 0 | 0 | 0 | 0 | 0 | 0 | 0 | 0 | 0 | 6- | 3- | 0 |
| MUNICIPAL | 95 | 0 | 2 | 0 | 0 | 0 | 0 | 0 | 0 | 0 | 0 | 0 | 0 | 0 | 2 | 0 |
| | 94 | 2 | 5 | 0 | 0 | 0 | 0 | 0 | 0 | 0 | 0 | 0 | 0 | 1 | 5 | 0 |
| | CHANGE | 2- | 3- | 0 | 0 | 0 | 0 | 0 | 0 | 0 | 0 | 0 | 0 | 1- | 3- | 0 |
| PARSONS PD | 95 | 0 | 2 | 0 | 0 | 0 | 0 | 0 | 0 | 0 | 0 | 0 | 0 | 0 | 2 | 0 |
| | 94 | 2 | 5 | 0 | 0 | 0 | 0 | 0 | 0 | 0 | 0 | 0 | 0 | 1 | 5 | 0 |
| | CHANGE | 2- | 3- | 0 | 0 | 0 | 0 | 0 | 0 | 0 | 0 | 0 | 0 | 1- | 3- | 0 |
| TYLER CTY | 95 | 8 | 24 | 0 | 0 | 0 | 0 | 0 | 0 | 0 | 0 | 0 | 0 | 14 | 11 | 7 |
| | 94 | 40 | 21 | 0 | 0 | 0 | 0 | 0 | 0 | 0 | 0 | 0 | 0 | 41 | 11 | 4 |
| | CHANGE | 32- | 3+ | 0 | 0 | 0 | 0 | 0 | 0 | 0 | 0 | 0 | 0 | 27- | 0 | 3+ |
| RURAL | 95 | 2 | 18 | 0 | 0 | 0 | 0 | 0 | 0 | 0 | 0 | 0 | 0 | 9 | 7 | 4 |
| | 94 | 16 | 19 | 0 | 0 | 0 | 0 | 0 | 0 | 0 | 0 | 0 | 0 | 21 | 6 | 3 |
| | CHANGE | 14- | 1- | 0 | 0 | 0 | 0 | 0 | 0 | 0 | 0 | 0 | 0 | 12- | 1+ | 1+ |
| SHERIFF | 95 | 2 | 16 | 0 | 0 | 0 | 0 | 0 | 0 | 0 | 0 | 0 | 0 | 8 | 6 | 4 |
| | 94 | 16 | 19 | 0 | 0 | 0 | 0 | 0 | 0 | 0 | 0 | 0 | 0 | 21 | 6 | 3 |
| | CHANGE | 14- | 3- | 0 | 0 | 0 | 0 | 0 | 0 | 0 | 0 | 0 | 0 | 13- | 0 | 1+ |
| STATE POLICE | 95 | 0 | 2 | 0 | 0 | 0 | 0 | 0 | 0 | 0 | 0 | 0 | 0 | 1 | 1 | 0 |
| | 94 | 0 | 0 | 0 | 0 | 0 | 0 | 0 | 0 | 0 | 0 | 0 | 0 | 0 | 0 | 0 |
| | CHANGE | 0 | 2+ | 0 | 0 | 0 | 0 | 0 | 0 | 0 | 0 | 0 | 0 | 1+ | 1+ | 0 |
| MUNICIPAL | 95 | 6 | 6 | 0 | 0 | 0 | 0 | 0 | 0 | 0 | 0 | 0 | 0 | 5 | 4 | 3 |
| | 94 | 24 | 2 | 0 | 0 | 0 | 0 | 0 | 0 | 0 | 0 | 0 | 0 | 20 | 5 | 1 |
| | CHANGE | 18- | 4+ | 0 | 0 | 0 | 0 | 0 | 0 | 0 | 0 | 0 | 0 | 15- | 1- | 2+ |
| PADEN CITY PD | 95 | 0 | 4 | 0 | 0 | 0 | 0 | 0 | 0 | 0 | 0 | 0 | 0 | 0 | 3 | 1 |
| | 94 | 12 | 1 | 0 | 0 | 0 | 0 | 0 | 0 | 0 | 0 | 0 | 0 | 2 | 2 | 1 |
| | CHANGE | 12- | 3+ | 0 | 0 | 0 | 0 | 0 | 0 | 0 | 0 | 0 | 0 | 10- | 1+ | 0 |
| SISTERSVILLE PD | 95 | 6 | 2 | 0 | 0 | 0 | 0 | 0 | 0 | 0 | 0 | 0 | 0 | 5 | 1 | 2 |
| | 94 | 12 | 1 | 0 | 0 | 0 | 0 | 0 | 0 | 0 | 0 | 0 | 0 | 10 | 3 | 0 |
| | CHANGE | 6- | 1+ | 0 | 0 | 0 | 0 | 0 | 0 | 0 | 0 | 0 | 0 | 5- | 2- | 2+ |
| MIDDLEBOURNE PD | 95 | 0 | 0 | 0 | 0 | 0 | 0 | 0 | 0 | 0 | 0 | 0 | 0 | 0 | 0 | 0 |
| | 94 | 0 | 0 | 0 | 0 | 0 | 0 | 0 | 0 | 0 | 0 | 0 | 0 | 0 | 0 | 0 |
| | CHANGE | 0 | 0 | 0 | 0 | 0 | 0 | 0 | 0 | 0 | 0 | 0 | 0 | 0 | 0 | 0 |

PART I ARRESTS BY CHARGE AND AGENCY TYPE
 JUVENILE CRIMINAL HOMICIDE FORCIBLE ROBBERY AGGRAV BURGLARY LARCENY AUTO
 ADULTS GRAND CRIMINAL MURDER NEG MANSL RAPE ASSAULT THEFT

| AGENCY | CHARGE | TOTAL | ADULTS | JUVENILE | GRAND | CRIMINAL | MURDER | NEG | MANSL | RAPE | ROBBERY | AGGRAV | BURGLARY | LARCENY | AUTO |
|---------------|--------|-------|--------|----------|-------|----------|--------|-----|-------|------|---------|--------|----------|---------|------|
| UPSHUR CTY | TOTAL | 101 | 145 | 0 | 0 | 0 | 3 | 1 | 19 | 100 | 8 | | | | |
| | 95 | 44 | 167 | 0 | 0 | 6 | 3 | 16 | 37 | 91 | 14 | | | | |
| | 94 | 81 | 22- | 0 | 0 | 3- | 2- | 3+ | 23- | 9+ | 6- | | | | |
| | CHANGE | 37- | 15+ | 0 | 0 | 0 | 0 | 0 | 0 | 0 | 0 | | | | |
| RURAL | 95 | 3 | 52 | 0 | 0 | 0 | 0 | 0 | 18 | 35 | 0 | | | | |
| | 94 | 3 | 36 | 0 | 0 | 0 | 0 | 0 | 14 | 18 | 0 | | | | |
| | CHANGE | 0 | 16+ | 0 | 0 | 0 | 0 | 0 | 4+ | 17+ | 0 | | | | |
| SHERIFF | 95 | 0 | 25 | 0 | 0 | 0 | 0 | 0 | 0 | 25 | 0 | | | | |
| | 94 | 0 | 15 | 0 | 0 | 0 | 0 | 0 | 0 | 10 | 0 | | | | |
| | CHANGE | 0 | 10+ | 0 | 0 | 0 | 0 | 0 | 0 | 15+ | 0 | | | | |
| STATE POLICE | 95 | 3 | 27 | 0 | 0 | 0 | 0 | 0 | 18 | 10 | 0 | | | | |
| | 94 | 3 | 21 | 0 | 0 | 0 | 0 | 0 | 14 | 8 | 0 | | | | |
| | CHANGE | 0 | 6+ | 0 | 0 | 0 | 0 | 0 | 4+ | 2+ | 0 | | | | |
| MUNICIPAL | 95 | 41 | 90 | 0 | 0 | 3 | 1 | 1 | 1 | 65 | 8 | | | | |
| | 94 | 78 | 128 | 0 | 0 | 6 | 3 | 2 | 2 | 73 | 14 | | | | |
| | CHANGE | 37- | 1- | 0 | 0 | 3- | 2- | 1- | 1- | 8- | 6- | | | | |
| BUCKHANNON PD | 95 | 41 | 90 | 0 | 0 | 3 | 1 | 1 | 1 | 65 | 8 | | | | |
| | 94 | 78 | 128 | 0 | 0 | 6 | 3 | 2 | 2 | 73 | 14 | | | | |
| | CHANGE | 37- | 1- | 0 | 0 | 3- | 2- | 1- | 1- | 8- | 6- | | | | |

| AGENCY | CHARGE | TOTAL | ADULTS | JUVENILE | GRAND | CRIMINAL | MURDER | NEG | MANSL | RAPE | ROBBERY | AGGRAV | BURGLARY | LARCENY | AUTO |
|--------------|--------|-------|--------|----------|-------|----------|--------|-----|-------|------|---------|--------|----------|---------|------|
| WAYNE CTY | TOTAL | 108 | 133 | 1 | 0 | 3 | 0 | 9 | 82 | 12 | | | | | |
| | 95 | 25 | 133 | 1 | 0 | 3 | 0 | 9 | 26 | 12 | | | | | |
| | 94 | 30 | 130 | 3 | 0 | 1 | 4 | 7 | 39 | 6 | | | | | |
| | CHANGE | 5- | 8+ | 2- | 0 | 2+ | 4- | 2+ | 13- | 6+ | | | | | |
| RURAL | 95 | 11 | 78 | 1 | 0 | 3 | 0 | 9 | 18 | 38 | 9 | | | | |
| | 94 | 27 | 76 | 3 | 0 | 1 | 4 | 5 | 30 | 27 | 6 | | | | |
| | CHANGE | 16- | 2+ | 2- | 0 | 2+ | 4- | 4+ | 12- | 11+ | 3+ | | | | |
| SHERIFF | 95 | 0 | 17 | 0 | 0 | 0 | 0 | 2 | 5 | 10 | 0 | | | | |
| | 94 | 0 | 11 | 1 | 0 | 0 | 0 | 0 | 2 | 8 | 0 | | | | |
| | CHANGE | 0 | 6+ | 1- | 0 | 0 | 0 | 2+ | 3+ | 2+ | 0 | | | | |
| STATE POLICE | 95 | 11 | 61 | 1 | 0 | 3 | 0 | 7 | 13 | 28 | 9 | | | | |
| | 94 | 27 | 65 | 2 | 0 | 1 | 4 | 5 | 28 | 19 | 6 | | | | |
| | CHANGE | 16- | 4- | 1- | 0 | 2+ | 4- | 2+ | 15- | 9+ | 3+ | | | | |
| MUNICIPAL | 95 | 14 | 55 | 0 | 0 | 0 | 0 | 0 | 8 | 44 | 3 | | | | |
| | 94 | 3 | 54 | 0 | 0 | 0 | 0 | 0 | 9 | 43 | 0 | | | | |
| | CHANGE | 11+ | 1+ | 0 | 0 | 0 | 0 | 2- | 1- | 1+ | 3+ | | | | |
| CEREDO PD | 95 | 3 | 38 | 0 | 0 | 0 | 0 | 0 | 1 | 37 | 0 | | | | |
| | 94 | 0 | 33 | 0 | 0 | 0 | 0 | 0 | 2 | 31 | 0 | | | | |
| | CHANGE | 3+ | 5+ | 0 | 0 | 0 | 0 | 0 | 1- | 6+ | 0 | | | | |

PART I ARRESTS

PART I ARRESTS

| | | PART I ARRESTS BY CHARGE AND AGENCY TYPE | | | | | | | | | | | |
|--------------|--------|--|--------|-------------|--------|----------|----------|----------|---------|---------|----------|---------|------------|
| | | JUVENILE | ADULTS | GRAND TOTAL | MURDER | CRIMINAL | HOMICIDE | FORCIBLE | ROBBERY | AGGRAV | BURGLARY | LARCENY | AUTO THEFT |
| | | | | | | | | RAPE | | ASSAULT | | | |
| KENOVA PD | 95 | 7 | 6 | 13 | 0 | 0 | 0 | 0 | 0 | 0 | 3 | 7 | 3 |
| | 94 | 3 | 12 | 15 | 0 | 0 | 0 | 0 | 0 | 1 | 6 | 8 | 0 |
| | CHANGE | 4+ | 6- | 2- | 0 | 0 | 0 | 0 | 0 | 1- | 3- | 1- | 3+ |
| WAYNE PD | 95 | 4 | 0 | 4 | 0 | 0 | 0 | 0 | 0 | 0 | 4 | 0 | 0 |
| | 94 | 0 | 4 | 4 | 0 | 0 | 0 | 0 | 0 | 0 | 0 | 4 | 0 |
| | CHANGE | 4+ | 4- | 0 | 0 | 0 | 0 | 0 | 0 | 0 | 4+ | 4- | 0 |
| FORT GAY PD | 95 | 0 | 0 | 0 | 0 | 0 | 0 | 0 | 0 | 0 | 0 | 0 | 0 |
| | 94 | 0 | 2 | 2 | 0 | 0 | 0 | 0 | 0 | 1 | 1 | 0 | 0 |
| | CHANGE | 0 | 2- | 2- | 0 | 0 | 0 | 0 | 0 | 1- | 1- | 0 | 0 |
| ***** | | | | | | | | | | | | | |
| WEBSTER CTY | 95 | 0 | 9 | 9 | 1 | 0 | 1 | 1 | 0 | 2 | 2 | 2 | 1 |
| | 94 | 2 | 12 | 14 | 1 | 0 | 3 | 0 | 0 | 0 | 4 | 5 | 1 |
| | CHANGE | 2- | 3- | 5- | 0 | 0 | 2- | 0 | 0 | 2+ | 2- | 3- | 0 |
| ***** | | | | | | | | | | | | | |
| RURAL | 95 | 0 | 9 | 9 | 1 | 0 | 1 | 0 | 0 | 2 | 2 | 2 | 1 |
| | 94 | 2 | 12 | 14 | 1 | 0 | 3 | 0 | 0 | 0 | 4 | 5 | 1 |
| | CHANGE | 2- | 3- | 5- | 0 | 0 | 2- | 0 | 0 | 2+ | 2- | 3- | 0 |
| SHERIFF | 95 | 0 | 2 | 2 | 0 | 0 | 1 | 0 | 0 | 0 | 1 | 0 | 0 |
| | 94 | 2 | 6 | 8 | 0 | 0 | 3 | 0 | 0 | 0 | 3 | 2 | 0 |
| | CHANGE | 2- | 4- | 6- | 0 | 0 | 2- | 0 | 0 | 0 | 2- | 2- | 0 |
| STATE POLICE | 95 | 0 | 7 | 7 | 1 | 0 | 0 | 0 | 0 | 2 | 1 | 2 | 1 |
| | 94 | 0 | 6 | 6 | 1 | 0 | 0 | 0 | 0 | 0 | 1 | 3 | 1 |
| | CHANGE | 0 | 1+ | 1+ | 0 | 0 | 0 | 0 | 0 | 2+ | 0 | 1- | 0 |
| ***** | | | | | | | | | | | | | |
| WEITZEL CTY | 95 | 17 | 51 | 68 | 0 | 0 | 2 | 2 | 2 | 6 | 14 | 42 | 2 |
| | 94 | 21 | 58 | 79 | 2 | 0 | 5 | 1 | 1 | 1 | 19 | 50 | 1 |
| | CHANGE | 4- | 7- | 11- | 2- | 0 | 3- | 1+ | 1+ | 5+ | 5- | 8- | 1+ |
| ***** | | | | | | | | | | | | | |
| RURAL | 95 | 3 | 16 | 19 | 0 | 0 | 2 | 0 | 0 | 5 | 8 | 3 | 1 |
| | 94 | 1 | 15 | 16 | 2 | 0 | 4 | 0 | 0 | 0 | 5 | 5 | 0 |
| | CHANGE | 2+ | 1+ | 3+ | 2- | 0 | 2- | 0 | 0 | 5+ | 3+ | 2- | 1+ |
| SHERIFF | 95 | 0 | 7 | 7 | 0 | 0 | 0 | 0 | 0 | 3 | 3 | 1 | 0 |
| | 94 | 0 | 3 | 3 | 0 | 0 | 0 | 0 | 0 | 0 | 2 | 1 | 0 |
| | CHANGE | 0 | 4+ | 4+ | 0 | 0 | 0 | 0 | 0 | 3+ | 1+ | 0 | 0 |
| STATE POLICE | 95 | 3 | 9 | 12 | 0 | 0 | 2 | 0 | 0 | 2 | 5 | 2 | 1 |
| | 94 | 1 | 12 | 13 | 2 | 0 | 4 | 0 | 0 | 0 | 3 | 4 | 0 |
| | CHANGE | 2+ | 3- | 1- | 2- | 0 | 2- | 0 | 0 | 2+ | 2+ | 2- | 1+ |
| MUNICIPAL | 95 | 14 | 35 | 49 | 0 | 0 | 0 | 0 | 2 | 1 | 6 | 39 | 1 |
| | 94 | 20 | 43 | 63 | 0 | 0 | 1 | 1 | 1 | 1 | 14 | 45 | 1 |
| | CHANGE | 6- | 8- | 14- | 0 | 0 | 1- | 1- | 1+ | 0 | 8- | 6- | 0 |

PART I ARRESTS BY CHARGE AND AGENCY TYPE

| AGENCY | YEAR | JUVENILE | | ADULTS | | TOTAL | CRIMINAL | | HOMICIDE | | FORCIBLE | | ROBBERY | AGGRAV ASSAULT | BURGLARY | LARCENY | AUTO THEFT |
|---------------------|--------|----------|-----|--------|----|-------|----------|----|----------|-----|----------|----|---------|-------------------|----------|---------|---------------|
| | | 95 | 94 | 95 | 94 | | 95 | 94 | 95 | 94 | 95 | 94 | | | | | |
| HEN MARTINSVILLE PD | 95 | 14 | 35 | 49 | 0 | 0 | 0 | 0 | 0 | 0 | 0 | 0 | 2 | 1 | 6 | 39 | 1 |
| | 94 | 20 | 43 | 63 | 0 | 0 | 1 | 1 | 1 | 1 | 1 | 1 | 1 | 1 | 14 | 45 | 1 |
| | CHANGE | 6- | 8- | 14- | 0 | 0 | 1- | 1- | 1- | 1- | 1- | 1- | 1+ | 0 | 8- | 6- | 0 |
| WIRT CITY | 95 | 0 | 6 | 6 | 0 | 0 | 0 | 0 | 0 | 0 | 0 | 0 | 0 | 0 | 4 | 2 | 0 |
| | 94 | 0 | 11 | 11 | 0 | 0 | 0 | 0 | 0 | 0 | 0 | 0 | 0 | 0 | 6 | 4 | 0 |
| | CHANGE | 0 | 5- | 5- | 0 | 0 | 0 | 0 | 0 | 0 | 0 | 0 | 0 | 1- | 2- | 4 | 0 |
| RURAL | 95 | 0 | 6 | 6 | 0 | 0 | 0 | 0 | 0 | 0 | 0 | 0 | 0 | 0 | 4 | 2 | 0 |
| | 94 | 0 | 11 | 11 | 0 | 0 | 0 | 0 | 0 | 0 | 0 | 0 | 0 | 1 | 6 | 4 | 0 |
| | CHANGE | 0 | 5- | 5- | 0 | 0 | 0 | 0 | 0 | 0 | 0 | 0 | 0 | 1- | 2- | 2- | 0 |
| SHERIFF | 95 | 0 | 1 | 1 | 0 | 0 | 0 | 0 | 0 | 0 | 0 | 0 | 0 | 0 | 0 | 1 | 0 |
| | 94 | 0 | 2 | 2 | 0 | 0 | 0 | 0 | 0 | 0 | 0 | 0 | 0 | 0 | 0 | 1 | 0 |
| | CHANGE | 0 | 1- | 1- | 0 | 0 | 0 | 0 | 0 | 0 | 0 | 0 | 0 | 0 | 0 | 0 | 0 |
| STATE POLICE | 95 | 0 | 5 | 5 | 0 | 0 | 0 | 0 | 0 | 0 | 0 | 0 | 0 | 0 | 4 | 1 | 0 |
| | 94 | 0 | 9 | 9 | 0 | 0 | 0 | 0 | 0 | 0 | 0 | 0 | 0 | 0 | 6 | 3 | 0 |
| | CHANGE | 0 | 4- | 4- | 0 | 0 | 0 | 0 | 0 | 0 | 0 | 0 | 0 | 0 | 2- | 2- | 0 |
| WOOD CITY | 95 | 359 | 389 | 748 | 0 | 8 | 9 | 32 | 81 | 576 | 41 | 9 | 32 | 32 | 82 | 576 | 41 |
| | 94 | 319 | 401 | 720 | 5 | 10 | 6 | 32 | 82 | 555 | 29 | 6 | 32 | 32 | 82 | 555 | 29 |
| | CHANGE | 40+ | 12- | 28+ | 1- | 2- | 3+ | 1+ | 1- | 21+ | 12+ | 3+ | 1+ | 1+ | 1- | 21+ | 12+ |
| RURAL | 95 | 12 | 38 | 50 | 0 | 0 | 4 | 3 | 19 | 17 | 7 | 4 | 4 | 3 | 19 | 17 | 7 |
| | 94 | 15 | 28 | 43 | 1 | 0 | 0 | 0 | 12 | 19 | 6 | 0 | 0 | 5 | 12 | 19 | 6 |
| | CHANGE | 3- | 10+ | 7+ | 1- | 0 | 0 | 4+ | 2- | 7+ | 1+ | 0 | 4+ | 2- | 7+ | 2- | 1+ |
| SHERIFF | 95 | 0 | 33 | 33 | 0 | 0 | 4 | 2 | 10 | 14 | 3 | 4 | 4 | 2 | 10 | 14 | 3 |
| | 94 | 0 | 22 | 22 | 0 | 0 | 0 | 3 | 5 | 14 | 0 | 0 | 0 | 3 | 5 | 14 | 0 |
| | CHANGE | 0 | 11+ | 11+ | 0 | 0 | 0 | 1- | 5+ | 0 | 0 | 0 | 4+ | 1- | 5+ | 0 | 3+ |
| STATE POLICE | 95 | 12 | 5 | 17 | 0 | 0 | 0 | 1 | 9 | 3 | 4 | 0 | 0 | 1 | 9 | 3 | 4 |
| | 94 | 15 | 6 | 21 | 1 | 0 | 0 | 2 | 7 | 5 | 6 | 0 | 0 | 2 | 7 | 5 | 6 |
| | CHANGE | 3- | 1- | 4- | 1- | 0 | 0 | 1- | 2+ | 2- | 2- | 0 | 0 | 1- | 2+ | 2- | 2- |
| MUNICIPAL | 95 | 347 | 351 | 698 | 0 | 8 | 5 | 30 | 62 | 559 | 34 | 5 | 30 | 30 | 62 | 559 | 34 |
| | 94 | 304 | 373 | 677 | 4 | 10 | 6 | 27 | 70 | 536 | 23 | 6 | 27 | 27 | 70 | 536 | 23 |
| | CHANGE | 43+ | 22- | 21+ | 4- | 2- | 1- | 3+ | 8- | 23+ | 11+ | 1- | 3+ | 3+ | 8- | 23+ | 11+ |
| PARKERSBURG PD | 95 | 202 | 195 | 397 | 0 | 6 | 5 | 29 | 60 | 264 | 33 | 5 | 29 | 29 | 60 | 264 | 33 |
| | 94 | 197 | 241 | 438 | 4 | 10 | 6 | 27 | 65 | 302 | 23 | 6 | 27 | 27 | 65 | 302 | 23 |
| | CHANGE | 5+ | 46- | 41- | 4- | 4- | 1- | 2+ | 5- | 38- | 10+ | 1- | 2+ | 2+ | 5- | 38- | 10+ |
| VIENNA PD | 95 | 144 | 155 | 299 | 0 | 2 | 0 | 0 | 2 | 295 | 0 | 0 | 0 | 0 | 2 | 295 | 0 |
| | 94 | 102 | 132 | 234 | 0 | 0 | 0 | 0 | 4 | 230 | 0 | 0 | 0 | 0 | 4 | 230 | 0 |
| | CHANGE | 42+ | 23+ | 65+ | 0 | 2+ | 0 | 0 | 0 | 2- | 65+ | 0 | 0 | 0 | 2- | 65+ | 0 |

PART I ARRESTS

PART I ARRESTS

| | | PART I ARRESTS BY CHARGE AND AGENCY TYPE | | | | | | | | | | | | | | | | | | | | | | | |
|-------------------|--------|--|-----|--------|---|-------------|---|-----------------|---|----------|---|---------------|---|---------|-----|----------------|-----|----------|-----|---------|-----|------------|----|----|----|
| | | JUVENILE | | ADULTS | | GRAND TOTAL | | CRIMINAL MURDER | | HOMICIDE | | FORCIBLE RAPE | | ROBBERY | | AGGRAV ASSAULT | | BURGLARY | | LARCENY | | AUTO THEFT | | | |
| | | | | | | | | | | | | | | | | | | | | | | | | | |
| WILLIAMSTOWN PD | 95 | 1 | 1 | 2 | 0 | 0 | 0 | 0 | 0 | 0 | 0 | 0 | 0 | 0 | 1 | 0 | 0 | 0 | 0 | 0 | 0 | 1 | 0 | 1 | |
| | 94 | 5 | 0 | 5 | 0 | 0 | 0 | 0 | 0 | 0 | 0 | 0 | 0 | 0 | 0 | 1 | 0 | 4 | 4 | 0 | 0 | 0 | 0 | 0 | |
| | CHANGE | 4- | 1+ | 3- | 0 | 0 | 0 | 0 | 0 | 0 | 0 | 0 | 0 | 0 | 1+ | 1- | 1- | 1- | 1- | 1- | 1- | 1- | 1- | 1+ | 1+ |
| WYOMING CTY TOTAL | 95 | 67 | 83 | 150 | 1 | 0 | 0 | 0 | 0 | 0 | 0 | 0 | 0 | 0 | 17 | 19 | 33 | 33 | 33 | 33 | 33 | 7 | 7 | 7 | |
| | 94 | 19 | 76 | 95 | 1 | 0 | 0 | 0 | 0 | 0 | 0 | 0 | 0 | 2 | 23 | 18 | 49 | 49 | 49 | 49 | 2 | 2 | 2 | 2 | |
| | CHANGE | 3- | 9- | 12- | 0 | 0 | 0 | 0 | 0 | 0 | 0 | 0 | 0 | 2+ | 6- | 1+ | 16- | 16- | 16- | 16- | 16- | 5+ | 5+ | 5+ | |
| RURAL | 95 | 7 | 37 | 44 | 1 | 0 | 0 | 0 | 0 | 0 | 0 | 0 | 0 | 4 | 10 | 12 | 11 | 11 | 11 | 11 | 4 | 4 | 4 | 4 | |
| | 94 | 5 | 50 | 55 | 1 | 0 | 0 | 0 | 0 | 0 | 0 | 0 | 0 | 2 | 21 | 12 | 19 | 19 | 19 | 19 | 0 | 0 | 0 | 0 | |
| | CHANGE | 2+ | 13- | 11- | 0 | 0 | 0 | 0 | 0 | 0 | 0 | 0 | 0 | 2+ | 11- | 0 | 8- | 8- | 8- | 8- | 4+ | 4+ | 4+ | 4+ | |
| SHERIFF | 95 | 7 | 32 | 39 | 1 | 0 | 0 | 0 | 0 | 0 | 0 | 0 | 0 | 4 | 10 | 11 | 7 | 7 | 7 | 7 | 4 | 4 | 4 | 4 | |
| | 94 | 3 | 43 | 46 | 1 | 0 | 0 | 0 | 0 | 0 | 0 | 0 | 0 | 2 | 17 | 9 | 17 | 17 | 17 | 17 | 0 | 0 | 0 | 0 | |
| | CHANGE | 4+ | 11- | 7- | 0 | 0 | 0 | 0 | 0 | 0 | 0 | 0 | 0 | 2+ | 7- | 2+ | 10- | 10- | 10- | 10- | 4+ | 4+ | 4+ | 4+ | |
| STATE POLICE | 95 | 0 | 5 | 5 | 0 | 0 | 0 | 0 | 0 | 0 | 0 | 0 | 0 | 0 | 0 | 1 | 4 | 4 | 4 | 4 | 0 | 0 | 0 | 0 | |
| | 94 | 2 | 7 | 9 | 0 | 0 | 0 | 0 | 0 | 0 | 0 | 0 | 0 | 0 | 4 | 3 | 2 | 2 | 2 | 2 | 0 | 0 | 0 | 0 | |
| | CHANGE | 2- | 2- | 4- | 0 | 0 | 0 | 0 | 0 | 0 | 0 | 0 | 0 | 0 | 4- | 2- | 2+ | 2+ | 2+ | 2+ | 0 | 0 | 0 | 0 | |
| MUNICIPAL | 95 | 9 | 30 | 39 | 0 | 0 | 0 | 0 | 0 | 0 | 0 | 0 | 0 | 0 | 7 | 7 | 22 | 22 | 22 | 22 | 3 | 3 | 3 | 3 | |
| | 94 | 14 | 26 | 40 | 0 | 0 | 0 | 0 | 0 | 0 | 0 | 0 | 0 | 0 | 2 | 6 | 30 | 30 | 30 | 30 | 2 | 2 | 2 | 2 | |
| | CHANGE | 5- | 4+ | 1- | 0 | 0 | 0 | 0 | 0 | 0 | 0 | 0 | 0 | 0 | 5+ | 1+ | 8- | 8- | 8- | 8- | 1+ | 1+ | 1+ | 1+ | |
| MULLERS PD | 95 | 0 | 4 | 4 | 0 | 0 | 0 | 0 | 0 | 0 | 0 | 0 | 0 | 0 | 1 | 3 | 0 | 0 | 0 | 0 | 0 | 0 | 0 | 0 | |
| | 94 | 4 | 2 | 6 | 0 | 0 | 0 | 0 | 0 | 0 | 0 | 0 | 0 | 0 | 0 | 6 | 0 | 0 | 0 | 0 | 0 | 0 | 0 | 0 | |
| | CHANGE | 4- | 2+ | 2- | 0 | 0 | 0 | 0 | 0 | 0 | 0 | 0 | 0 | 0 | 1+ | 3- | 0 | 0 | 0 | 0 | 0 | 0 | 0 | 0 | |
| PINEVILLE PD | 95 | 9 | 7 | 16 | 0 | 0 | 0 | 0 | 0 | 0 | 0 | 0 | 0 | 0 | 0 | 3 | 12 | 12 | 12 | 12 | 1 | 1 | 1 | 1 | |
| | 94 | 1 | 4 | 5 | 0 | 0 | 0 | 0 | 0 | 0 | 0 | 0 | 0 | 0 | 1 | 0 | 4 | 4 | 4 | 4 | 0 | 0 | 0 | 0 | |
| | CHANGE | 8+ | 3+ | 11+ | 0 | 0 | 0 | 0 | 0 | 0 | 0 | 0 | 0 | 0 | 1- | 3+ | 8+ | 8+ | 8+ | 8+ | 1+ | 1+ | 1+ | 1+ | |
| OCEANA PD | 95 | 0 | 19 | 19 | 0 | 0 | 0 | 0 | 0 | 0 | 0 | 0 | 0 | 0 | 6 | 1 | 10 | 10 | 10 | 10 | 2 | 2 | 2 | 2 | |
| | 94 | 9 | 20 | 29 | 0 | 0 | 0 | 0 | 0 | 0 | 0 | 0 | 0 | 0 | 1 | 0 | 26 | 26 | 26 | 26 | 1 | 1 | 1 | 1 | |
| | CHANGE | 9- | 1- | 10- | 0 | 0 | 0 | 0 | 0 | 0 | 0 | 0 | 0 | 0 | 5+ | 1+ | 16- | 16- | 16- | 16- | 0 | 0 | 0 | 0 | |

PART II ARRESTS BY CHARGE AND AGENCY TYPE

The report in this section details the number of persons arrested for Part II Offenses for the reporting periods of 1995 and 1994. Definitions for each of the Part II Offenses may be found in this book in the Table of contents under the category entitled "Classification of Offenses."

PART II ARRESTS

| | | PART II ARRESTS BY CHARGE AND AGENCY TYPE | | | | ARSON | FORGERY | FRAUD | EMBEZZLE | STOLEN PROPERTY | VANDAL | ILLEGAL WEAPONS | |
|----------------------------|--|---|--------|-------------|----------------|-------|---------|-------|----------|-----------------|--------|-----------------|------|
| | | JUVENILE | ADULTS | GRAND TOTAL | OTHER ASSAULTS | | | | | | | | |
| WEST VIRGINIA TOTAL | | 95 | 5115 | 50579 | 55694 | 8401 | 120 | 567 | 4202 | 99 | 562 | 1289 | 1273 |
| | | 94 | 4388 | 46328 | 50716 | 6648 | 109 | 480 | 4748 | 78 | 615 | 1169 | 1340 |
| CHANGE | | | 727+ | 4251+ | 4978+ | 1753+ | 11+ | 87+ | 546- | 21+ | 53- | 120+ | 67- |
| RURAL | | 95 | 1426 | 23880 | 25306 | 4315 | 66 | 326 | 3826 | 62 | 242 | 564 | 733 |
| | | 94 | 1151 | 21912 | 23063 | 3389 | 48 | 264 | 4359 | 34 | 285 | 542 | 719 |
| CHANGE | | | 275+ | 1968+ | 2243+ | 926+ | 18+ | 62+ | 533- | 28+ | 43- | 22+ | 14+ |
| SHERIFF'S | | 95 | 805 | 14278 | 15083 | 2559 | 45 | 160 | 3582 | 30 | 109 | 276 | 480 |
| | | 94 | 785 | 14685 | 15470 | 2208 | 19 | 162 | 4100 | 12 | 132 | 314 | 505 |
| CHANGE | | | 20+ | 407- | 387- | 351+ | 26+ | 2- | 518- | 18+ | 23- | 38- | 25- |
| STATE POLICE | | 95 | 620 | 9602 | 10222 | 1756 | 21 | 166 | 244 | 32 | 133 | 288 | 252 |
| | | 94 | 366 | 7224 | 7590 | 1181 | 29 | 102 | 259 | 22 | 153 | 228 | 211 |
| CHANGE | | | 254+ | 2378+ | 2632+ | 575+ | 8- | 64+ | 15- | 10+ | 20- | 60+ | 41+ |
| MUNICIPAL | | 95 | 3689 | 26699 | 30388 | 4086 | 54 | 241 | 376 | 37 | 320 | 725 | 540 |
| | | 94 | 3237 | 24416 | 27653 | 3259 | 61 | 216 | 389 | 44 | 330 | 627 | 621 |
| CHANGE | | | 452+ | 2283+ | 2735+ | 827+ | 7- | 25+ | 13- | 7- | 10- | 98+ | 81- |
| BARBOUR CTY | | 95 | 37 | 352 | 389 | 45 | 0 | 2 | 91 | 1 | 2 | 4 | 5 |
| | | 94 | 17 | 321 | 338 | 23 | 0 | 0 | 80 | 0 | 0 | 10 | 8 |
| CHANGE | | | 20+ | 31+ | 51+ | 22+ | 0 | 2+ | 11+ | 1+ | 2+ | 6- | 2- |
| RURAL | | 95 | 10 | 224 | 234 | 29 | 0 | 2 | 91 | 1 | 2 | 1 | 2 |
| | | 94 | 1 | 153 | 154 | 8 | 0 | 0 | 80 | 0 | 0 | 6 | 2 |
| CHANGE | | | 9+ | 71+ | 80+ | 21+ | 0 | 2+ | 11+ | 1+ | 2+ | 5- | 0 |
| SHERIFF | | 95 | 0 | 153 | 153 | 9 | 0 | 2 | 77 | 0 | 2 | 0 | 1 |
| | | 94 | 0 | 106 | 106 | 3 | 0 | 0 | 64 | 0 | 0 | 2 | 2 |
| CHANGE | | | 0 | 47+ | 47+ | 6+ | 0 | 2+ | 13+ | 0 | 2+ | 2- | 1- |
| STATE POLICE | | 95 | 10 | 71 | 81 | 20 | 0 | 0 | 14 | 1 | 0 | 1 | 1 |
| | | 94 | 1 | 47 | 48 | 5 | 0 | 0 | 16 | 0 | 0 | 4 | 0 |
| CHANGE | | | 9+ | 24+ | 33+ | 15+ | 0 | 0 | 2- | 1+ | 0 | 3- | 1+ |
| MUNICIPAL | | 95 | 27 | 128 | 155 | 16 | 0 | 0 | 0 | 0 | 0 | 3 | 1 |
| | | 94 | 16 | 168 | 184 | 15 | 0 | 0 | 0 | 0 | 0 | 4 | 3 |
| CHANGE | | | 11+ | 40- | 29- | 1+ | 0 | 0 | 0 | 0 | 0 | 1- | 2- |
| BELINGTON PD | | 95 | 0 | 4 | 4 | 0 | 0 | 0 | 0 | 0 | 0 | 0 | 0 |
| | | 94 | 0 | 4 | 4 | 0 | 0 | 0 | 0 | 0 | 0 | 0 | 0 |
| CHANGE | | | 0 | 0 | 0 | 0 | 0 | 0 | 0 | 0 | 0 | 0 | 0 |
| PHILIPPI PD | | 95 | 27 | 124 | 151 | 16 | 0 | 0 | 0 | 0 | 0 | 3 | 1 |
| | | 94 | 16 | 164 | 180 | 15 | 0 | 0 | 0 | 0 | 0 | 4 | 3 |
| CHANGE | | | 11+ | 40- | 29- | 1+ | 0 | 0 | 0 | 0 | 0 | 1- | 2- |
| BERKELEY CTY | | 95 | 431 | 2765 | 3196 | 432 | 11 | 60 | 93 | 9 | 36 | 33 | 67 |
| | | 94 | 400 | 2277 | 2677 | 429 | 7 | 38 | 99 | 3 | 38 | 28 | 80 |
| CHANGE | | | 31+ | 488+ | 519+ | 3+ | 4+ | 22+ | 6- | 6+ | 2- | 5+ | 13- |
| RURAL | | 95 | 25 | 1313 | 1338 | 226 | 11 | 34 | 53 | 9 | 24 | 33 | 33 |
| | | 94 | 24 | 768 | 792 | 184 | 4 | 14 | 42 | 1 | 28 | 28 | 25 |
| CHANGE | | | 1+ | 545+ | 546+ | 42+ | 7+ | 20+ | 11+ | 8+ | 4- | 5+ | 8+ |
| SHERIFF | | 95 | 15 | 326 | 341 | 74 | 9 | 8 | 43 | 3 | 3 | 0 | 12 |
| | | 94 | 22 | 288 | 310 | 73 | 4 | 4 | 35 | 0 | 9 | 13 | 15 |
| CHANGE | | | 7- | 38+ | 31+ | 1+ | 5+ | 4+ | 8+ | 3+ | 6- | 13- | 3- |
| STATE POLICE | | 95 | 10 | 987 | 997 | 152 | 2 | 26 | 10 | 6 | 21 | 33 | 21 |
| | | 94 | 2 | 480 | 482 | 111 | 0 | 10 | 7 | 1 | 19 | 15 | 10 |
| CHANGE | | | 8+ | 507+ | 515+ | 41+ | 2+ | 16+ | 3+ | 5+ | 2+ | 18+ | 11+ |
| MUNICIPAL | | 95 | 406 | 1452 | 1858 | 206 | 0 | 26 | 40 | 0 | 12 | 0 | 34 |
| | | 94 | 376 | 1509 | 1885 | 245 | 3 | 24 | 57 | 2 | 10 | 0 | 55 |
| CHANGE | | | 30+ | 57- | 27- | 39- | 3- | 2+ | 17- | 2- | 2+ | 0 | 21- |
| MARTINSBURG PD | | 95 | 406 | 1452 | 1858 | 206 | 0 | 26 | 40 | 0 | 12 | 0 | 34 |
| | | 94 | 376 | 1509 | 1885 | 245 | 3 | 24 | 57 | 2 | 10 | 0 | 55 |
| CHANGE | | | 30+ | 57- | 27- | 39- | 3- | 2+ | 17- | 2- | 2+ | 0 | 21- |
| BOONE CTY | | 95 | 17 | 382 | 399 | 120 | 1 | 1 | 53 | 0 | 0 | 2 | 2 |
| | | 94 | 3 | 263 | 266 | 42 | 0 | 0 | 67 | 1 | 8 | 2 | 6 |
| CHANGE | | | 14+ | 119+ | 133+ | 78+ | 1+ | 1+ | 14- | 1- | 8- | 0 | 4- |
| RURAL | | 95 | 3 | 342 | 345 | 118 | 1 | 1 | 53 | 0 | 0 | 1 | 0 |
| | | 94 | 1 | 242 | 243 | 42 | 0 | 0 | 67 | 1 | 8 | 1 | 6 |
| CHANGE | | | 2+ | 100+ | 102+ | 76+ | 1+ | 1+ | 14- | 1- | 8- | 0 | 6- |
| SHERIFF | | 95 | 1 | 272 | 273 | 109 | 1 | 1 | 53 | 0 | 0 | 0 | 0 |
| | | 94 | 0 | 195 | 195 | 38 | 0 | 0 | 67 | 1 | 6 | 1 | 6 |
| CHANGE | | | 1+ | 77+ | 78+ | 71+ | 1+ | 1+ | 14- | 1- | 6- | 1- | 6- |
| STATE POLICE | | 95 | 2 | 70 | 72 | 9 | 0 | 0 | 0 | 0 | 0 | 1 | 0 |
| | | 94 | 1 | 47 | 48 | 4 | 0 | 0 | 0 | 0 | 2 | 0 | 0 |
| CHANGE | | | 1+ | 23+ | 24+ | 5+ | 0 | 0 | 0 | 0 | 2- | 1+ | 0 |
| MUNICIPAL | | 95 | 14 | 40 | 54 | 2 | 0 | 0 | 0 | 0 | 0 | 1 | 2 |
| | | 94 | 2 | 21 | 23 | 0 | 0 | 0 | 0 | 0 | 0 | 1 | 0 |
| CHANGE | | | 12+ | 19+ | 31+ | 2+ | 0 | 0 | 0 | 0 | 0 | 0 | 2+ |
| MADISON PD | | 95 | 12 | 37 | 49 | 1 | 0 | 0 | 0 | 0 | 0 | 0 | 2 |
| | | 94 | 1 | 13 | 14 | 0 | 0 | 0 | 0 | 0 | 0 | 0 | 0 |
| CHANGE | | | 11+ | 24+ | 35+ | 1+ | 0 | 0 | 0 | 0 | 0 | 0 | 2+ |

PART II ARRESTS

| COMPL VICE | SEX OFFENSES | NARCOTIC AND DRUG | PART II GAMBLING | ARRESTS BY CHARGE OFFENSES | FAMILY DRIVING UND INFL | AND LIQUOR LAWS | AGENCY TYPE DRUNK-ENNESS | DISORD CONDUCT | VAGRANCY | OTHER OFFENSES | SUSPICION CURFEM LOITER | RUN-AMAYS | |
|------------|-------------------|-------------------|----------------------|----------------------------|-------------------------|----------------------|--------------------------|----------------------|----------------------|-----------------|-------------------------|-----------------|-------------------|
| HVAAL | 156 124 32+ | 297 309 12- | 3579 2652 927+ | 129 30 99+ | 779 445 334+ | 8899 8555 344+ | 1961 1395 566+ | 9228 9673 445- | 1874 1708 166+ | 25 42 17- | 11095 9408 1687+ | 0 467 32- | 435 721 3+ |
| HVARU | 4 15 11- | 183 207 24- | 1568 1115 453+ | 86 4 80+ | 489 237 252+ | 4669 4478 191+ | 534 324 210+ | 1925 1929 4- | 234 200 34+ | 10 10 0 | 5131 4540 591+ | 0 0 0 | 7 7 0 |
| HVASO | 4 15 11- | 90 104 14- | 536 487 49+ | 72 0 72+ | 360 164 196+ | 2424 2528 104- | 90 60 30+ | 982 1056 74- | 119 113 6+ | 8 5 3+ | 2943 3216 273- | 0 0 0 | 3 6 3- |
| HVASP | 0 0 0 | 93 103 10- | 1032 628 404+ | 14 6 8+ | 129 73 56+ | 2245 1950 295+ | 444 264 180+ | 943 873 70+ | 115 87 28+ | 2 5 3- | 2188 1324 864+ | 0 0 0 | 4 1 3+ |
| HVAZZ | 152 109 43+ | 114 102 12+ | 2011 1537 474+ | 43 24 19+ | 290 208 82+ | 4230 4077 153+ | 1427 1071 356+ | 7303 7744 441- | 1640 1508 132+ | 15 32 17- | 5964 4868 1096+ | 0 460 32- | 428 392 26+ |
| 001AL | 0 0 0 | 0 1 1- | 15 5 10+ | 0 0 0 | 2 1 1+ | 71 67 4+ | 46 40 6+ | 38 59 21- | 19 17 2+ | 2 0 2+ | 38 28 10+ | 0 0 0 | 9 2 7+ |
| 001RU | 0 0 0 | 0 1 1- | 8 4 4+ | 0 0 0 | 2 1 1+ | 60 47 13+ | 3 0 3+ | 17 2 15+ | 0 0 0 | 2 0 2+ | 13 3 10+ | 0 0 0 | 0 0 1+ |
| 00150 | 0 0 0 | 0 1 1- | 1 0 1+ | 0 0 0 | 1 0 1+ | 43 32 11+ | 0 0 0 | 15 2 13+ | 0 0 0 | 2 0 2+ | 0 0 0 | 0 0 0 | 0 0 0 |
| 001SP | 0 0 0 | 0 0 0 | 7 4 3+ | 0 0 0 | 1 1 0 | 17 15 2+ | 3 0 3+ | 2 0 2+ | 0 0 0 | 0 0 0 | 13 3 10+ | 0 0 0 | 0 0 1+ |
| 001ZZ | 0 0 0 | 0 0 0 | 7 1 6+ | 0 0 0 | 0 0 0 | 11 20 9- | 43 40 3+ | 21 57 36- | 19 17 2+ | 0 0 0 | 25 25 0 | 0 0 0 | 9 2 7+ |
| 00101 | 0 0 0 | 0 0 0 | 0 0 0 | 0 0 0 | 0 0 0 | 4 4 0 | 0 0 0 | 0 0 0 | 0 0 0 | 0 0 0 | 0 0 0 | 0 0 0 | 0 0 0 |
| 00102 | 0 0 0 | 0 0 0 | 7 1 6+ | 0 0 0 | 0 0 0 | 7 16 9- | 43 40 3+ | 21 57 36- | 19 17 2+ | 0 0 0 | 25 25 0 | 0 0 0 | 9 2 7+ |
| 002AL | 0 1 1- | 29 15 7+ | 162 87 75+ | 76 0 76+ | 3 3 0 | 354 297 57+ | 178 100 78+ | 289 404 115- | 84 75 9+ | 0 0 0 | 1149 877 272+ | 0 0 0 | 90 65 25+ |
| 002RU | 0 0 0 | 13 11 2+ | 75 22 53+ | 69 0 69+ | 3 3 0 | 268 163 85+ | 40 4 36+ | 118 63 55+ | 20 3 17+ | 0 0 0 | 327 196 131+ | 0 0 0 | 0 0 1+ |
| 00250 | 0 0 0 | 5 5 0 | 14 10 4+ | 69 0 69+ | 1 3 2- | 27 32 5- | 0 10 0 | 3 7 4+ | 4 0 4+ | 0 0 0 | 64 96 32- | 0 0 0 | 0 0 1+ |
| 0025P | 0 0 0 | 8 6 2+ | 61 12 49+ | 0 0 0 | 2 0 2+ | 221 131 90+ | 40 4 36+ | 115 53 62+ | 16 3 13+ | 0 0 0 | 263 100 163+ | 0 0 0 | 0 0 0 |
| 002ZZ | 0 1 1- | 9 4 5+ | 87 65 22+ | 7 0 7+ | 0 0 0 | 106 134 28- | 138 96 42+ | 171 341 170- | 64 72 8- | 0 0 0 | 822 681 141+ | 0 0 0 | 90 65 25+ |
| 00201 | 0 1 1- | 9 4 5+ | 87 65 22+ | 7 0 7+ | 0 0 0 | 106 134 28- | 138 96 42+ | 171 341 170- | 64 72 8- | 0 0 0 | 822 681 141+ | 0 0 0 | 90 65 25+ |
| 003AL | 0 0 0 | 0 1 1- | 12 10 2+ | 0 0 0 | 9 12 3- | 106 51 55+ | 16 1 15+ | 31 22 9+ | 1 4 3- | 0 0 0 | 45 38 7+ | 0 0 0 | 0 0 1- |
| 003RU | 0 0 0 | 0 0 0 | 10 9 1+ | 0 0 0 | 8 12 4- | 96 48 48+ | 1 0 1+ | 15 11 4+ | 1 0 1+ | 0 0 0 | 40 38 2+ | 0 0 0 | 0 0 0 |
| 00350 | 0 0 0 | 0 0 0 | 2 4 2- | 0 0 0 | 0 3 3- | 62 27 35+ | 1 0 1+ | 13 9 4+ | 0 0 0 | 0 0 0 | 31 33 2- | 0 0 0 | 0 0 0 |
| 0033P | 0 0 0 | 0 0 0 | 8 5 3+ | 0 0 0 | 8 9 1- | 34 21 13+ | 0 0 0 | 2 2 0 | 1 0 1+ | 0 0 0 | 9 5 0 | 0 0 0 | 0 0 0 |
| 003ZZ | 0 0 0 | 0 1 1- | 2 1 1+ | 0 0 0 | 1 0 1+ | 10 3 7+ | 15 1 14+ | 16 11 5+ | 0 4 4- | 0 0 0 | 5 0 5+ | 0 0 0 | 0 0 1- |
| 00301 | 0 0 0 | 0 0 0 | 2 1 1+ | 0 0 0 | 1 0 1+ | 10 3 7+ | 15 1 14+ | 13 8 5+ | 0 0 0 | 0 0 0 | 5 0 5+ | 0 0 0 | 0 0 1- |

PART II ARRESTS

| | | PART II ARRESTS BY CHARGE AND AGENCY TYPE | | | | | | | | | | |
|--------------------|--------------|---|--------|-------------|----------------------------|-------|---------|-------|----------|-----------------|--------|-----------------|
| | | JUVENILE | ADULTS | GRAND TOTAL | AGENCY TYPE OTHER ASSAULTS | ARSON | FORGERY | FRAUD | EMBEZZLE | STOLEN PROPERTY | VANDAL | ILLEGAL WEAPONS |
| WHITESVILLE PD | 95 | 2 | 3 | 5 | 1 | 0 | 0 | 0 | 0 | 0 | 1 | 0 |
| | 94 | 1 | 8 | 9 | 0 | 0 | 0 | 0 | 0 | 0 | 1 | 0 |
| | CHANGE | 1+ | 5- | 4- | 1+ | 0 | 0 | 0 | 0 | 0 | 0 | 0 |
| DAHVILLE PD | 95 | 0 | 0 | 0 | 0 | 0 | 0 | 0 | 0 | 0 | 0 | 0 |
| | 94 | 0 | 0 | 0 | 0 | 0 | 0 | 0 | 0 | 0 | 0 | 0 |
| | CHANGE | 0 | 0 | 0 | 0 | 0 | 0 | 0 | 0 | 0 | 0 | 0 |
| ***** | | | | | | | | | | | | |
| BRAXTON CTY | TOTAL | 95 | 14 | 308 | 322 | 45 | 2 | 1 | 41 | 0 | 8 | 16 |
| | 94 | 12 | 273 | 285 | 32 | 1 | 3 | 48 | 0 | 1 | 8 | 4 |
| | CHANGE | 2+ | 35+ | 37+ | 13+ | 1+ | 2- | 7- | 0 | 7+ | 0 | 12+ |
| ***** | | | | | | | | | | | | |
| | RURAL | 95 | 12 | 257 | 269 | 40 | 0 | 1 | 41 | 0 | 8 | 16 |
| | 94 | 7 | 199 | 206 | 21 | 1 | 3 | 48 | 0 | 1 | 8 | 4 |
| | CHANGE | 5+ | 58+ | 63+ | 19+ | 1- | 2- | 7- | 0 | 7+ | 0 | 12+ |
| | SHERIFF | 95 | 1 | 96 | 97 | 11 | 0 | 0 | 40 | 0 | 0 | 12 |
| | 94 | 2 | 90 | 92 | 7 | 0 | 0 | 45 | 0 | 1 | 1 | 0 |
| | CHANGE | 1- | 6+ | 5+ | 4+ | 0 | 0 | 5- | 0 | 1- | 1- | 12+ |
| | STATE POLICE | 95 | 11 | 161 | 172 | 29 | 0 | 1 | 1 | 0 | 8 | 4 |
| | 94 | 5 | 109 | 114 | 14 | 1 | 3 | 3 | 0 | 0 | 7 | 4 |
| | CHANGE | 6+ | 52+ | 58+ | 13+ | 1- | 2- | 2- | 0 | 8+ | 1+ | 0 |
| | MUNICIPAL | 95 | 2 | 51 | 53 | 5 | 2 | 0 | 0 | 0 | 0 | 0 |
| | 94 | 5 | 74 | 79 | 11 | 0 | 0 | 0 | 0 | 0 | 0 | 0 |
| | CHANGE | 3- | 23- | 26- | 6- | 2+ | 0 | 0 | 0 | 0 | 0 | 0 |
| SUTTON PD | 95 | 2 | 51 | 53 | 5 | 2 | 0 | 0 | 0 | 0 | 0 | 0 |
| | 94 | 5 | 74 | 79 | 11 | 0 | 0 | 0 | 0 | 0 | 0 | 0 |
| | CHANGE | 3- | 23- | 26- | 6- | 2+ | 0 | 0 | 0 | 0 | 0 | 0 |
| ***** | | | | | | | | | | | | |
| BROOKE CTY | TOTAL | 95 | 18 | 371 | 389 | 30 | 2 | 2 | 1 | 1 | 11 | 3 |
| | 94 | 45 | 478 | 523 | 63 | 0 | 1 | 11 | 1 | 1 | 8 | 3 |
| | CHANGE | 27- | 107- | 134- | 33- | 2+ | 1+ | 10- | 0 | 1+ | 3+ | 0 |
| ***** | | | | | | | | | | | | |
| | RURAL | 95 | 5 | 263 | 268 | 16 | 2 | 0 | 0 | 1 | 0 | 1 |
| | 94 | 15 | 358 | 373 | 42 | 0 | 0 | 10 | 1 | 0 | 2 | 0 |
| | CHANGE | 10- | 95- | 105- | 26- | 2+ | 0 | 10- | 0 | 1+ | 2- | 1+ |
| | SHERIFF | 95 | 5 | 250 | 255 | 16 | 2 | 0 | 0 | 1 | 0 | 0 |
| | 94 | 15 | 343 | 358 | 42 | 0 | 0 | 10 | 1 | 0 | 2 | 0 |
| | CHANGE | 10- | 93- | 103- | 26- | 2+ | 0 | 10- | 1- | 1+ | 2- | 0 |
| | STATE POLICE | 95 | 0 | 13 | 13 | 0 | 0 | 0 | 0 | 0 | 0 | 1 |
| | 94 | 0 | 15 | 15 | 0 | 0 | 0 | 0 | 1 | 0 | 0 | 0 |
| | CHANGE | 0 | 2- | 2- | 0 | 0 | 0 | 0 | 1+ | 0 | 0 | 1+ |
| | MUNICIPAL | 95 | 13 | 108 | 121 | 14 | 0 | 2 | 1 | 0 | 11 | 2 |
| | 94 | 30 | 120 | 150 | 21 | 0 | 1 | 0 | 0 | 0 | 6 | 3 |
| | CHANGE | 17- | 12- | 29- | 7- | 0 | 1+ | 0 | 0 | 0 | 5+ | 1- |
| FOLIANSSEE PD | 95 | 13 | 46 | 59 | 9 | 0 | 1 | 1 | 0 | 0 | 11 | 2 |
| | 94 | 18 | 42 | 60 | 5 | 0 | 1 | 1 | 0 | 0 | 6 | 1 |
| | CHANGE | 5- | 4+ | 1- | 4+ | 0 | 0 | 0 | 0 | 0 | 5+ | 1+ |
| HELLSBURG PD | 95 | 0 | 62 | 62 | 5 | 0 | 1 | 0 | 0 | 0 | 0 | 0 |
| | 94 | 12 | 78 | 90 | 16 | 0 | 0 | 0 | 0 | 0 | 0 | 2 |
| | CHANGE | 12- | 16- | 28- | 11- | 0 | 1+ | 0 | 0 | 0 | 0 | 2- |
| ***** | | | | | | | | | | | | |
| CABELL CTY | TOTAL | 95 | 469 | 5552 | 6021 | 533 | 5 | 47 | 217 | 7 | 105 | 93 |
| | 94 | 375 | 5244 | 5619 | 422 | 11 | 41 | 215 | 10 | 91 | 95 | 81 |
| | CHANGE | 94+ | 308+ | 402+ | 111+ | 6- | 6+ | 2+ | 3- | 14+ | 2- | 22- |
| ***** | | | | | | | | | | | | |
| | RURAL | 95 | 121 | 1300 | 1421 | 222 | 1 | 19 | 167 | 3 | 12 | 15 |
| | 94 | 126 | 1190 | 1316 | 163 | 1 | 17 | 177 | 3 | 21 | 23 | 24 |
| | CHANGE | 5- | 110+ | 105+ | 59+ | 0 | 2+ | 10- | 0 | 9- | 1+ | 9- |
| | SHERIFF | 95 | 73 | 935 | 1008 | 173 | 1 | 5 | 163 | 0 | 8 | 21 |
| | 94 | 122 | 965 | 1087 | 145 | 1 | 15 | 177 | 3 | 10 | 23 | 13 |
| | CHANGE | 49- | 30- | 79- | 28+ | 0 | 10- | 14- | 3- | 2- | 2- | 2- |
| | STATE POLICE | 95 | 48 | 365 | 413 | 49 | 0 | 14 | 4 | 3 | 4 | 3 |
| | 94 | 4 | 225 | 229 | 18 | 0 | 2 | 0 | 0 | 11 | 0 | 9 |
| | CHANGE | 44+ | 140+ | 184+ | 31+ | 0 | 12+ | 4+ | 3+ | 7- | 3+ | 7- |
| | MUNICIPAL | 95 | 348 | 4252 | 4600 | 311 | 4 | 28 | 50 | 4 | 93 | 69 |
| | 94 | 249 | 4054 | 4303 | 259 | 10 | 24 | 38 | 7 | 70 | 72 | 57 |
| | CHANGE | 99+ | 198+ | 297+ | 52+ | 6- | 4+ | 12+ | 3- | 23+ | 3- | 13- |
| BARBOURSVILLE PD | 95 | 68 | 180 | 248 | 32 | 0 | 8 | 8 | 0 | 0 | 4 | 2 |
| | 94 | 47 | 202 | 249 | 26 | 2 | 4 | 2 | 0 | 0 | 7 | 2 |
| | CHANGE | 21+ | 22- | 1- | 6+ | 2- | 4+ | 6+ | 0 | 0 | 3- | 0 |
| HUNTINGTON PD | 95 | 272 | 3801 | 4073 | 244 | 4 | 20 | 39 | 4 | 83 | 60 | 38 |
| | 94 | 195 | 3580 | 3775 | 208 | 8 | 19 | 34 | 6 | 69 | 65 | 54 |
| | CHANGE | 77+ | 221+ | 298+ | 36+ | 4- | 1+ | 5+ | 2- | 19+ | 5- | 16- |
| MILTON PD | 95 | 5 | 187 | 192 | 24 | 0 | 0 | 3 | 0 | 0 | 0 | 0 |
| | 94 | 6 | 222 | 228 | 18 | 0 | 1 | 2 | 0 | 0 | 0 | 1 |
| | CHANGE | 1- | 35- | 36- | 6+ | 0 | 1- | 1+ | 0 | 0 | 0 | 1- |
| MU SECURITY POLICE | 95 | 3 | 84 | 87 | 11 | 0 | 0 | 0 | 0 | 5 | 5 | 4 |
| | 94 | 1 | 50 | 51 | 7 | 0 | 0 | 0 | 1 | 1 | 0 | 0 |
| | CHANGE | 2+ | 34+ | 36+ | 4+ | 0 | 0 | 0 | 1- | 4+ | 5+ | 4+ |
| ***** | | | | | | | | | | | | |
| CALHOUN CTY | TOTAL | 95 | 25 | 225 | 250 | 25 | 0 | 9 | 0 | 2 | 12 | 8 |
| | 94 | 4 | 121 | 125 | 22 | 0 | 0 | 14 | 0 | 2 | 2 | 14 |
| | CHANGE | 21+ | 104+ | 125+ | 3+ | 0 | 9+ | 0 | 0 | 0 | 10+ | 6- |

PART II ARRESTS

| | | PART II ARRESTS BY CHARGE AND AGENCY TYPE | | | | ARSON | FORGERY | FRAUD | INTOXIC | VIOLATION | VANDAL | UNLAWFUL |
|--------------------|--------|---|--------|-------------|----------------|-------|---------|-------|---------|-----------|--------|----------|
| | | JUVENILE | ADULTS | GRAND TOTAL | OTHER ASSAULTS | | | | | | | |
| RURAL | 95 | 2 | 170 | 172 | 21 | 0 | 9 | 14 | 0 | 2 | 7 | |
| | 94 | 4 | 91 | 95 | 14 | 0 | 0 | 14 | 0 | 1 | 13 | |
| | CHANGE | 2- | 79+ | 77+ | 7+ | 0 | 9+ | 0 | 0 | 1+ | 6- | |
| SHERIFF | 95 | 2 | 52 | 54 | 10 | 0 | 5 | 13 | 0 | 1 | 6 | |
| | 94 | 3 | 43 | 46 | 7 | 0 | 0 | 14 | 0 | 0 | 11 | |
| | CHANGE | 1- | 9+ | 8+ | 3+ | 0 | 5+ | 1- | 0 | 0 | 5- | |
| STATE POLICE | 95 | 0 | 118 | 118 | 11 | 0 | 4 | 1 | 0 | 1 | 1 | |
| | 94 | 1 | 48 | 49 | 7 | 0 | 0 | 0 | 0 | 0 | 2 | |
| | CHANGE | 1- | 70+ | 69+ | 4+ | 0 | 4+ | 1+ | 0 | 0 | 1- | |
| MUNICIPAL | 95 | 23 | 55 | 78 | 4 | 0 | 0 | 0 | 0 | 10 | 1 | |
| | 94 | 0 | 30 | 30 | 8 | 0 | 0 | 0 | 0 | 2 | 1 | |
| | CHANGE | 23+ | 25+ | 48+ | 4- | 0 | 0 | 0 | 0 | 1- | 0 | |
| GRANTSVILLE PD | 95 | 23 | 55 | 78 | 4 | 0 | 0 | 0 | 0 | 10 | 1 | |
| | 94 | 0 | 30 | 30 | 8 | 0 | 0 | 0 | 0 | 2 | 1 | |
| | CHANGE | 23+ | 25+ | 48+ | 4- | 0 | 0 | 0 | 0 | 1- | 0 | |
| CLAY CTY | TOTAL | 95 | 7 | 238 | 245 | 32 | 0 | 3 | 0 | 3 | 13 | |
| | 94 | 2 | 182 | 184 | 27 | 0 | 2 | 5 | 0 | 3 | 9 | |
| | CHANGE | 5+ | 56+ | 61+ | 5+ | 0 | 1+ | 5- | 0 | 0 | 4+ | |
| RURAL | 95 | 7 | 238 | 245 | 32 | 0 | 3 | 0 | 0 | 3 | 13 | |
| | 94 | 2 | 182 | 184 | 27 | 0 | 2 | 5 | 0 | 3 | 9 | |
| | CHANGE | 5+ | 56+ | 61+ | 5+ | 0 | 1+ | 5- | 0 | 0 | 4+ | |
| SHERIFF | 95 | 1 | 61 | 62 | 11 | 0 | 0 | 0 | 0 | 2 | 7 | |
| | 94 | 1 | 73 | 74 | 15 | 0 | 2 | 5 | 0 | 2 | 6 | |
| | CHANGE | 0 | 12- | 12- | 4- | 0 | 2- | 5- | 0 | 2+ | 1+ | |
| STATE POLICE | 95 | 6 | 177 | 183 | 21 | 0 | 3 | 0 | 0 | 1 | 6 | |
| | 94 | 1 | 109 | 110 | 12 | 0 | 0 | 0 | 0 | 3 | 3 | |
| | CHANGE | 5+ | 68+ | 73+ | 9+ | 0 | 3+ | 0 | 0 | 2- | 3+ | |
| DODDRIDGE CTY | TOTAL | 95 | 2 | 99 | 101 | 5 | 0 | 0 | 1 | 0 | 24 | |
| | 94 | 2 | 113 | 115 | 10 | 0 | 0 | 11 | 0 | 1 | 17 | |
| | CHANGE | 0 | 14- | 14- | 5- | 0 | 0 | 11- | 1+ | 1- | 7+ | |
| RURAL | 95 | 2 | 99 | 101 | 5 | 0 | 0 | 0 | 1 | 0 | 24 | |
| | 94 | 2 | 113 | 115 | 10 | 0 | 0 | 11 | 0 | 1 | 17 | |
| | CHANGE | 0 | 14- | 14- | 5- | 0 | 0 | 11- | 1+ | 1- | 7+ | |
| SHERIFF | 95 | 0 | 21 | 21 | 0 | 0 | 0 | 0 | 1 | 0 | 19 | |
| | 94 | 0 | 31 | 31 | 4 | 0 | 0 | 6 | 0 | 1 | 14 | |
| | CHANGE | 0 | 10- | 10- | 6- | 0 | 0 | 6- | 1+ | 0 | 5+ | |
| STATE POLICE | 95 | 2 | 78 | 80 | 5 | 0 | 0 | 0 | 0 | 0 | 5 | |
| | 94 | 2 | 82 | 84 | 4 | 0 | 0 | 5 | 0 | 1 | 3 | |
| | CHANGE | 0 | 4- | 4- | 1+ | 0 | 0 | 5- | 0 | 1- | 2+ | |
| FAYETTE CTY | TOTAL | 95 | 121 | 1494 | 1615 | 306 | 1 | 6 | 325 | 0 | 12 | |
| | 94 | 118 | 1447 | 1765 | 301 | 3 | 9 | 391 | 0 | 22 | 29 | |
| | CHANGE | 3+ | 153- | 150- | 5+ | 2- | 3- | 68- | 0 | 10- | 8- | |
| RURAL | 95 | 37 | 982 | 1019 | 231 | 1 | 6 | 323 | 0 | 7 | 19 | |
| | 94 | 51 | 1046 | 1097 | 201 | 3 | 5 | 391 | 0 | 17 | 28 | |
| | CHANGE | 14- | 64- | 78- | 30+ | 2- | 1+ | 68- | 0 | 10- | 9- | |
| SHERIFF | 95 | 27 | 777 | 804 | 199 | 1 | 3 | 321 | 0 | 4 | 16 | |
| | 94 | 48 | 890 | 938 | 190 | 1 | 4 | 391 | 0 | 9 | 23 | |
| | CHANGE | 21- | 113- | 134- | 9+ | 0 | 1- | 70- | 0 | 5- | 7- | |
| STATE POLICE | 95 | 10 | 205 | 215 | 32 | 0 | 3 | 2 | 0 | 3 | 3 | |
| | 94 | 3 | 156 | 159 | 11 | 2 | 1 | 0 | 0 | 8 | 5 | |
| | CHANGE | 7+ | 49+ | 56+ | 21+ | 2- | 2+ | 2+ | 0 | 5- | 2- | |
| MUNICIPAL | 95 | 84 | 512 | 596 | 75 | 0 | 0 | 0 | 0 | 5 | 23 | |
| | 94 | 67 | 601 | 668 | 100 | 0 | 4 | 0 | 0 | 5 | 9 | |
| | CHANGE | 17+ | 89- | 72- | 25- | 0 | 4- | 0 | 0 | 0 | 14+ | |
| ANSTED PD | 95 | 1 | 4 | 5 | 0 | 0 | 0 | 0 | 0 | 0 | 0 | |
| | 94 | 3 | 10 | 13 | 0 | 0 | 0 | 0 | 0 | 0 | 0 | |
| | CHANGE | 2- | 6- | 8- | 0 | 0 | 0 | 0 | 0 | 0 | 0 | |
| FAYETTEVILLE PD | 95 | 6 | 28 | 34 | 7 | 0 | 0 | 0 | 0 | 1 | 0 | |
| | 94 | 4 | 18 | 22 | 5 | 0 | 0 | 0 | 0 | 0 | 0 | |
| | CHANGE | 2+ | 10+ | 12+ | 2+ | 0 | 0 | 0 | 0 | 1+ | 0 | |
| MONTGOMERY PD | 95 | 6 | 73 | 79 | 11 | 0 | 0 | 0 | 0 | 3 | 3 | |
| | 94 | 15 | 117 | 132 | 21 | 0 | 0 | 0 | 0 | 3 | 2 | |
| | CHANGE | 9- | 44- | 53- | 10- | 0 | 0 | 0 | 0 | 3+ | 1+ | |
| MOUNT HOPE PD | 95 | 12 | 60 | 72 | 7 | 0 | 0 | 0 | 0 | 1 | 0 | |
| | 94 | 13 | 97 | 110 | 19 | 0 | 1 | 0 | 0 | 0 | 0 | |
| | CHANGE | 1- | 37- | 38- | 12- | 0 | 1- | 0 | 0 | 1+ | 0 | |
| OAK HILL PD | 95 | 56 | 278 | 534 | 37 | 0 | 0 | 0 | 0 | 0 | 3 | |
| | 94 | 28 | 283 | 511 | 42 | 0 | 3 | 0 | 0 | 3 | 7 | |
| | CHANGE | 28+ | 5- | 23+ | 5- | 0 | 3- | 0 | 0 | 3- | 4- | |
| SMITHERS PD | 95 | 3 | 68 | 71 | 12 | 0 | 0 | 0 | 0 | 0 | 3 | |
| | 94 | 4 | 72 | 76 | 11 | 0 | 0 | 0 | 0 | 0 | 0 | |
| | CHANGE | 1- | 4- | 5- | 1+ | 0 | 0 | 0 | 0 | 0 | 3+ | |
| H VA TECH SECURITY | 95 | 0 | 1 | 1 | 1 | 0 | 0 | 0 | 0 | 0 | 0 | |
| | 94 | 0 | 4 | 4 | 2 | 0 | 0 | 0 | 0 | 2 | 0 | |
| | CHANGE | 0 | 3- | 3- | 1- | 0 | 0 | 0 | 0 | 2- | 0 | |

PART II ARRESTS

| | COML VICE | SEX OFFENSES | NARCOTIC AND DRUGS | PART II GAMBLING | ARRESTS BY CHARGE FAMILY OFFENSES | DRIVING UND INFL | LIQUOR LAWS | DRUNK-ENNESS | DISORD CONDUCT | VAGRANCY | OTHER OFFENSES | SUSPICION LOITER | CURFEW | RUIN-AMAYS |
|-------|-----------|--------------|--------------------|------------------|-----------------------------------|------------------|-------------|--------------|----------------|----------|----------------|------------------|--------|------------|
| 00302 | 0 | 0 | 0 | 0 | 0 | 0 | 0 | 3 | 0 | 0 | 0 | 0 | 0 | 0 |
| | 0 | 1- | 0 | 0 | 0 | 0 | 0 | 3 | 4- | 0 | 0 | 0 | 0 | 0 |
| | 0 | 0 | 0 | 0 | 0 | 0 | 0 | 0 | 0 | 0 | 0 | 0 | 0 | 0 |
| 00305 | 0 | 0 | 0 | 0 | 0 | 0 | 0 | 0 | 0 | 0 | 0 | 0 | 0 | 0 |
| | 0 | 0 | 0 | 0 | 0 | 0 | 0 | 0 | 0 | 0 | 0 | 0 | 0 | 0 |
| | 0 | 0 | 0 | 0 | 0 | 0 | 0 | 0 | 0 | 0 | 0 | 0 | 0 | 0 |
| ***** | | | | | | | | | | | | | | |
| 004AL | 0 | 1 | 43 | 1 | 1 | 43 | 0 | 15 | 1 | 0 | 96 | 0 | 0 | 0 |
| | 0 | 3- | 12 | 0 | 0 | 50 | 1- | 24 | 3 | 1 | 88 | 0 | 2 | 4 |
| | 0 | 2- | 31+ | 1+ | 1+ | 7- | 1- | 9- | 2- | 1- | 8+ | 0 | 2- | 4- |
| ***** | | | | | | | | | | | | | | |
| 004RU | 0 | 1 | 43 | 1 | 1 | 36 | 0 | 10 | 0 | 0 | 63 | 0 | 0 | 0 |
| | 0 | 1 | 11 | 0 | 0 | 37 | 1 | 9 | 3 | 0 | 53 | 0 | 0 | 3 |
| | 0 | 2- | 32+ | 1+ | 1+ | 1- | 1- | 1+ | 3- | 0 | 10+ | 0 | 0 | 3- |
| 00430 | 0 | 0 | 1 | 0 | 0 | 7 | 0 | 3 | 0 | 0 | 23 | 0 | 0 | 0 |
| | 0 | 0 | 4 | 0 | 0 | 3 | 0 | 3 | 0 | 0 | 27 | 0 | 0 | 1 |
| | 0 | 0 | 3- | 0 | 0 | 4+ | 0 | 0 | 0 | 0 | 4- | 0 | 0 | 1- |
| 004SP | 0 | 1 | 42 | 1 | 1 | 29 | 0 | 7 | 0 | 0 | 40 | 0 | 0 | 0 |
| | 0 | 3 | 7 | 0 | 0 | 34 | 1 | 6 | 3 | 0 | 26 | 0 | 0 | 2 |
| | 0 | 2- | 35+ | 1+ | 1+ | 5- | 1- | 1+ | 3- | 0 | 14+ | 0 | 0 | 2- |
| 004ZZ | 0 | 0 | 0 | 0 | 0 | 7 | 0 | 5 | 1 | 0 | 33 | 0 | 0 | 0 |
| | 0 | 0 | 1 | 0 | 0 | 13 | 0 | 15 | 0 | 1- | 35 | 0 | 2 | 1 |
| | 0 | 0 | 1- | 0 | 0 | 6- | 0 | 10- | 1+ | 1- | 2- | 0 | 2- | 1- |
| 00402 | 0 | 0 | 0 | 0 | 0 | 7 | 0 | 5 | 1 | 0 | 33 | 0 | 0 | 0 |
| | 0 | 0 | 1 | 0 | 0 | 13 | 0 | 15 | 0 | 1 | 35 | 0 | 2 | 1 |
| | 0 | 0 | 1- | 0 | 0 | 6- | 0 | 10- | 1+ | 1- | 2- | 0 | 2- | 1- |
| ***** | | | | | | | | | | | | | | |
| 005AL | 0 | 0 | 14 | 0 | 0 | 164 | 4 | 22 | 9 | 1 | 123 | 0 | 0 | 0 |
| | 0 | 1 | 64 | 0 | 2 | 173 | 6 | 45 | 18 | 0 | 129 | 0 | 15 | 5 |
| | 0 | 0 | 30- | 0 | 2- | 9- | 2- | 21- | 9- | 1+ | 6- | 0 | 15- | 5- |
| ***** | | | | | | | | | | | | | | |
| 005RU | 0 | 1 | 12 | 0 | 0 | 107 | 4 | 15 | 6 | 0 | 102 | 0 | 0 | 0 |
| | 0 | 1 | 36 | 0 | 0 | 119 | 5 | 23 | 12 | 0 | 117 | 0 | 4 | 1 |
| | 0 | 0 | 24- | 0 | 0 | 12- | 1- | 8- | 6- | 0 | 15- | 0 | 4- | 1- |
| 00530 | 0 | 1 | 11 | 0 | 0 | 97 | 4 | 15 | 6 | 0 | 102 | 0 | 0 | 0 |
| | 0 | 1 | 36 | 0 | 0 | 106 | 5 | 23 | 11 | 0 | 116 | 0 | 4 | 1 |
| | 0 | 0 | 25- | 0 | 0 | 9- | 1- | 8- | 5- | 0 | 14- | 0 | 4- | 1- |
| 005SP | 0 | 0 | 1 | 0 | 0 | 10 | 0 | 0 | 0 | 0 | 0 | 0 | 0 | 0 |
| | 0 | 0 | 0 | 0 | 0 | 13 | 0 | 0 | 1 | 0 | 1 | 0 | 0 | 0 |
| | 0 | 0 | 1+ | 0 | 0 | 3- | 0 | 0 | 1- | 0 | 1- | 0 | 0 | 0 |
| ***** | | | | | | | | | | | | | | |
| 00572 | 0 | 0 | 2 | 0 | 0 | 57 | 0 | 7 | 3 | 1 | 21 | 0 | 0 | 0 |
| | 0 | 0 | 6- | 0 | 2- | 54 | 1- | 20 | 6- | 0 | 12 | 0 | 11- | 4 |
| | 0 | 0 | 0 | 0 | 0 | 3+ | 1- | 15- | 3- | 1+ | 9+ | 0 | 11- | 4- |
| 00501 | 0 | 0 | 1 | 0 | 0 | 22 | 0 | 1 | 0 | 0 | 11 | 0 | 0 | 0 |
| | 0 | 0 | 0 | 0 | 0 | 23 | 0 | 3 | 1 | 0 | 7 | 0 | 9- | 2- |
| | 0 | 0 | 0 | 0 | 0 | 1- | 0 | 2- | 1- | 0 | 4+ | 0 | 9- | 2- |
| 00502 | 0 | 0 | 1 | 0 | 0 | 35 | 0 | 6 | 3 | 1 | 10 | 0 | 0 | 0 |
| | 0 | 0 | 7- | 0 | 2- | 31 | 1- | 17 | 5 | 0 | 5 | 0 | 2 | 2 |
| | 0 | 0 | 0 | 0 | 0 | 4+ | 1- | 11- | 7- | 1+ | 5+ | 0 | 2- | 2- |
| ***** | | | | | | | | | | | | | | |
| 006AL | 32 | 36 | 379 | 45 | 156 | 833 | 267 | 1545 | 319 | 1 | 1272 | 0 | 2 | 68 |
| | 29 | 22 | 325 | 15 | 89 | 820 | 165 | 1775 | 762 | 0 | 1063 | 0 | 1 | 86 |
| | 3+ | 14+ | 54+ | 30+ | 67+ | 13+ | 102+ | 230- | 57+ | 1 | 209+ | 0 | 1+ | 18- |
| ***** | | | | | | | | | | | | | | |
| 006KU | 1 | 16 | 64 | 15 | 11 | 146 | 58 | 219 | 0 | 0 | 395 | 0 | 0 | 33 |
| | 13 | 9 | 66 | 9 | 2+ | 131 | 16 | 274 | 1 | 0 | 140 | 0 | 0 | 78 |
| | 12- | 7+ | 2- | 15+ | 2+ | 15+ | 42+ | 5 | 1 | 0 | 55+ | 0 | 0 | 45 |
| 00650 | 1 | 6 | 48 | 2 | 4 | 83 | 2 | 150 | 0 | 0 | 304 | 0 | 0 | 24 |
| | 13 | 8 | 63 | 0 | 9 | 69 | 4 | 158 | 0 | 0 | 298 | 0 | 0 | 76 |
| | 12- | 2- | 15- | 2+ | 5- | 14+ | 2- | 8- | 0 | 0 | 6+ | 0 | 0 | 52- |
| 006SP | 0 | 10 | 16 | 13 | 7 | 63 | 56 | 69 | 0 | 0 | 91 | 0 | 0 | 9 |
| | 0 | 1 | 3 | 0 | 0 | 62 | 12 | 66 | 1 | 0 | 42 | 0 | 0 | 2 |
| | 0 | 9+ | 13+ | 13+ | 7+ | 1+ | 44+ | 11 | 1- | 0 | 49+ | 0 | 0 | 7+ |
| 00622 | 31 | 20 | 315 | 30 | 145 | 687 | 209 | 1326 | 319 | 1 | 877 | 0 | 2 | 35 |
| | 16 | 13 | 259 | 15 | 80 | 689 | 149 | 1551 | 761 | 1 | 723 | 0 | 1 | 8 |
| | 15+ | 7+ | 36+ | 15+ | 65+ | 2- | 60+ | 225- | 58+ | 0 | 154+ | 0 | 1+ | 27+ |
| 00601 | 0 | 0 | 9 | 2 | 9 | 78 | 0 | 25 | 2 | 1 | 62 | 0 | 0 | 6 |
| | 1 | 4 | 24 | 0 | 7 | 98 | 0 | 74 | 4 | 0 | 40 | 0 | 1 | 1 |
| | 1- | 4- | 15- | 2+ | 2+ | 20- | 0 | 1- | 2- | 1+ | 72+ | 0 | 1- | 5+ |
| 00602 | 31 | 19 | 281 | 28 | 136 | 546 | 209 | 1204 | 317 | 0 | 774 | 0 | 2 | 79 |
| | 15 | 9 | 221 | 12 | 73 | 529 | 149 | 1408 | 257 | 1 | 628 | 0 | 0 | 7 |
| | 16+ | 10+ | 60+ | 13+ | 63+ | 17+ | 60+ | 204 | 60+ | 1- | 146+ | 0 | 7+ | 27+ |
| 00603 | 0 | 1 | 11 | 0 | 0 | 60 | 0 | 65 | 0 | 0 | 28 | 0 | 0 | 0 |
| | 0 | 0 | 7 | 0 | 0 | 59 | 0 | 96 | 0 | 0 | 44 | 0 | 0 | 0 |
| | 0 | 1+ | 4+ | 0 | 0 | 1+ | 0 | 51- | 0 | 0 | 14- | 0 | 0 | 0 |
| 00604 | 0 | 0 | 14 | 0 | 0 | 3 | 0 | 32 | 0 | 0 | 13 | 0 | 0 | 0 |
| | 0 | 0 | 7 | 0 | 0 | 3 | 0 | 21 | 0 | 0 | 11 | 0 | 0 | 0 |
| | 0 | 0 | 7+ | 0 | 0 | 0 | 0 | 11+ | 0 | 0 | 2+ | 0 | 0 | 0 |
| ***** | | | | | | | | | | | | | | |
| 007AL | 0 | 5 | 15 | 0 | 2 | 49 | 11 | 37 | 12 | 0 | 46 | 0 | 3 | 0 |
| | 0 | 2 | 3 | 0 | 4 | 31 | 0 | 11 | 3 | 0 | 14 | 0 | 0 | 3 |
| | 0 | 3+ | 12+ | 0 | 2- | 18+ | 11+ | 26+ | 9+ | 0 | 32+ | 0 | 3+ | 3- |

PART II ARRESTS

| | COHL VICE | SEX OFFENSES | PART II NARCOTIC AND DRUG | GAMBLING | ARRESTS BY CHARGE FAMILY OFFENSES | DRIVING UND INFL | LIQUOR LAWS | DRUNK-ENNESS | DISORD CONDUCT | VAGRANCY | OTHER OFFENSES | SUSPICION | CURFEM LOTTER | RUH-AWAYS |
|-------|-----------|--------------|---------------------------|----------|-----------------------------------|------------------|-------------|--------------|----------------|----------|----------------|-----------|---------------|-----------|
| 007RU | 0 | 5 | 14 | 0 | 2 | 32 | 0 | 19 | 3 | 0 | 42 | 0 | 0 | 0 |
| | 0 | 2 | 2 | 0 | 3 | 24 | 0 | 6 | 1 | 0 | 12 | 0 | 0 | 3 |
| | 0 | 3+ | 12+ | 0 | 1- | 8+ | 0 | 13+ | 2+ | 0 | 30+ | 0 | 0 | 3- |
| 007S0 | 0 | 3 | 2 | 0 | 2 | 2 | 0 | 4 | 1 | 0 | 5 | 0 | 0 | 0 |
| | 0 | 1 | 0 | 0 | 3 | 0 | 0 | 2 | 0 | 0 | 5 | 0 | 0 | 0 |
| | 0 | 2+ | 2+ | 0 | 1- | 0 | 0 | 2+ | 0 | 0 | 0 | 0 | 0 | 2- |
| 007SP | 0 | 2 | 12 | 0 | 0 | 30 | 0 | 15 | 2 | 0 | 37 | 0 | 0 | 0 |
| | 0 | 1+ | 2 | 0 | 0 | 24 | 0 | 4 | 0 | 0 | 7 | 0 | 0 | 1 |
| | 0 | 0 | 10+ | 0 | 0 | 6+ | 0 | 11+ | 2+ | 0 | 30+ | 0 | 0 | 1- |
| 007ZZ | 0 | 0 | 1 | 0 | 0 | 17 | 11 | 18 | 9 | 0 | 4 | 0 | 3 | 0 |
| | 0 | 0 | 1 | 0 | 1 | 7 | 0 | 5 | 2 | 0 | 2 | 0 | 0 | 0 |
| | 0 | 0 | 0 | 0 | 1- | 10+ | 11+ | 13+ | 7+ | 0 | 2+ | 0 | 3+ | 0 |
| 00701 | 0 | 0 | 1 | 0 | 0 | 17 | 11 | 18 | 9 | 0 | 4 | 0 | 3 | 0 |
| | 0 | 0 | 1 | 0 | 1 | 7 | 0 | 5 | 2 | 0 | 2 | 0 | 0 | 0 |
| | 0 | 0 | 0 | 0 | 1- | 10+ | 11+ | 13+ | 7+ | 0 | 2+ | 0 | 3+ | 0 |
| 008AL | 0 | 7 | 38 | 0 | 5 | 74 | 0 | 22 | 2 | 1 | 48 | 0 | 0 | 0 |
| | 0 | 4- | 26+ | 0 | 3 | 56 | 0 | 16 | 3 | 0 | 38 | 0 | 0 | 0 |
| | 0 | 0 | 0 | 0 | 2+ | 18+ | 0 | 6+ | 1- | 1+ | 10+ | 0 | 0 | 0 |
| 008RU | 0 | 3 | 38 | 0 | 5 | 74 | 0 | 22 | 2 | 1 | 48 | 0 | 0 | 0 |
| | 0 | 7 | 12 | 0 | 3 | 56 | 0 | 16 | 3 | 0 | 38 | 0 | 0 | 0 |
| | 0 | 4- | 26+ | 0 | 2+ | 18+ | 0 | 6+ | 1- | 1+ | 10+ | 0 | 0 | 0 |
| 008S0 | 0 | 2 | 5 | 0 | 2 | 14 | 0 | 0 | 1 | 0 | 17 | 0 | 0 | 0 |
| | 0 | 2 | 4 | 0 | 0 | 24 | 0 | 0 | 3 | 0 | 11 | 0 | 0 | 0 |
| | 0 | 0 | 1+ | 0 | 2+ | 10- | 0 | 0 | 2- | 0 | 6+ | 0 | 0 | 0 |
| 008SP | 0 | 1 | 33 | 0 | 3 | 60 | 0 | 22 | 1 | 1 | 31 | 0 | 0 | 0 |
| | 0 | 5 | 8 | 0 | 3 | 32 | 0 | 16 | 0 | 0 | 27 | 0 | 0 | 0 |
| | 0 | 4- | 25+ | 0 | 0 | 28+ | 0 | 6+ | 1+ | 1+ | 4+ | 0 | 0 | 0 |
| 009AL | 0 | 0 | 4 | 0 | 4 | 15 | 0 | 5 | 1 | 0 | 40 | 0 | 0 | 1 |
| | 0 | 1 | 5 | 0 | 2 | 23 | 0 | 1 | 0 | 0 | 41 | 0 | 0 | 1 |
| | 0 | 1- | 1- | 0 | 2+ | 8- | 0 | 4+ | 1 | 0 | 1- | 0 | 0 | 0 |
| 009RU | 0 | 0 | 4 | 0 | 4 | 15 | 0 | 5 | 1 | 0 | 40 | 0 | 0 | 1 |
| | 0 | 1 | 5 | 0 | 2 | 23 | 0 | 1 | 1 | 0 | 41 | 0 | 0 | 1 |
| | 0 | 1- | 1- | 0 | 2+ | 8- | 0 | 4+ | 0 | 0 | 1- | 0 | 0 | 0 |
| 009S0 | 0 | 0 | 0 | 0 | 0 | 1 | 0 | 0 | 0 | 0 | 0 | 0 | 0 | 0 |
| | 0 | 0 | 0 | 0 | 0 | 2 | 0 | 0 | 0 | 0 | 2 | 0 | 0 | 0 |
| | 0 | 0 | 0 | 0 | 0 | 1- | 0 | 0 | 0 | 0 | 2- | 0 | 0 | 0 |
| 009SP | 0 | 0 | 4 | 0 | 4 | 14 | 0 | 5 | 1 | 0 | 40 | 0 | 0 | 1 |
| | 0 | 1 | 5 | 0 | 2 | 21 | 0 | 1 | 1 | 0 | 39 | 0 | 0 | 1 |
| | 0 | 1- | 1- | 0 | 2+ | 7- | 0 | 4+ | 0 | 0 | 1+ | 0 | 0 | 0 |
| 010AL | 0 | 3 | 68 | 0 | 14 | 297 | 3 | 214 | 62 | 0 | 199 | 0 | 7 | 11 |
| | 1 | 1 | 54 | 0 | 10 | 372 | 17 | 203 | 86 | 1 | 188 | 0 | 13 | 19 |
| | 1- | 2+ | 14+ | 0 | 4+ | 75- | 14- | 11+ | 24- | 1- | 11+ | 0 | 6- | 8- |
| 010RU | 0 | 2 | 54 | 0 | 6 | 151 | 2 | 82 | 12 | 0 | 82 | 0 | 0 | 4 |
| | 0 | 1 | 35 | 0 | 8 | 204 | 11 | 61 | 7 | 1 | 90 | 0 | 0 | 6 |
| | 0 | 1+ | 19+ | 0 | 2- | 53- | 9- | 21+ | 5+ | 1- | 8- | 0 | 0 | 2- |
| 010S0 | 0 | 0 | 21 | 0 | 3 | 98 | 0 | 56 | 8 | 0 | 40 | 0 | 0 | 3 |
| | 0 | 1 | 11 | 0 | 8 | 140 | 8 | 46 | 3 | 0 | 71 | 0 | 0 | 5 |
| | 0 | 1- | 10+ | 0 | 5- | 42- | 8- | 10+ | 5+ | 0 | 31- | 0 | 0 | 2- |
| 010SP | 0 | 2 | 33 | 0 | 3 | 53 | 2 | 26 | 4 | 0 | 42 | 0 | 0 | 1 |
| | 0 | 1 | 24 | 0 | 0 | 64 | 3 | 15 | 4 | 1 | 19 | 0 | 0 | 1 |
| | 0 | 2+ | 9+ | 0 | 3+ | 11- | 1- | 11+ | 0 | 1- | 23+ | 0 | 0 | 0 |
| 010ZZ | 0 | 1 | 14 | 0 | 8 | 146 | 1 | 132 | 50 | 0 | 117 | 0 | 7 | 7 |
| | 1 | 0 | 19 | 0 | 2 | 168 | 6 | 142 | 79 | 0 | 98 | 0 | 13 | 13 |
| | 1- | 1+ | 5- | 0 | 6+ | 22- | 5- | 10- | 29- | 0 | 19+ | 0 | 6- | 6- |
| 01001 | 0 | 0 | 0 | 0 | 0 | 4 | 0 | 0 | 0 | 0 | 0 | 0 | 1 | 0 |
| | 0 | 0 | 2 | 0 | 0 | 8 | 0 | 0 | 0 | 0 | 0 | 0 | 0 | 3 |
| | 0 | 0 | 2- | 0 | 0 | 4- | 0 | 0 | 0 | 0 | 0 | 0 | 1+ | 3- |
| 01002 | 0 | 0 | 3 | 0 | 0 | 12 | 0 | 5 | 4 | 0 | 1 | 0 | 0 | 1 |
| | 0 | 0 | 0 | 0 | 0 | 14 | 0 | 0 | 0 | 0 | 0 | 0 | 0 | 3 |
| | 0 | 0 | 3+ | 0 | 0 | 2- | 0 | 5+ | 4+ | 0 | 1+ | 0 | 0 | 2- |
| 01003 | 0 | 0 | 2 | 0 | 0 | 8 | 1 | 22 | 25 | 0 | 1 | 0 | 0 | 0 |
| | 1 | 0 | 0 | 0 | 0 | 11 | 0 | 30 | 49 | 0 | 7 | 0 | 0 | 0 |
| | 1- | 0 | 2+ | 0 | 0 | 3- | 1+ | 8- | 24- | 0 | 6- | 0 | 8- | 0 |
| 01004 | 0 | 1 | 9 | 0 | 0 | 25 | 0 | 6 | 3 | 0 | 17 | 0 | 2 | 0 |
| | 0 | 1+ | 10 | 0 | 0 | 35 | 0 | 13 | 10 | 0 | 17 | 0 | 5 | 0 |
| | 0 | 0 | 1- | 0 | 0 | 10- | 0 | 7- | 7- | 0 | 0 | 0 | 5- | 0 |
| 01005 | 0 | 0 | 0 | 0 | 8 | 67 | 0 | 89 | 6 | 0 | 97 | 0 | 2 | 5 |
| | 0 | 0 | 4 | 0 | 2 | 74 | 5 | 82 | 5 | 0 | 74 | 0 | 0 | 5 |
| | 0 | 0 | 4- | 0 | 6+ | 7- | 5- | 7+ | 1+ | 0 | 23+ | 0 | 2+ | 0 |
| 01007 | 0 | 0 | 0 | 0 | 0 | 30 | 0 | 10 | 12 | 0 | 1 | 0 | 2 | 1 |
| | 0 | 0 | 3 | 0 | 0 | 26 | 1 | 17 | 15 | 0 | 0 | 0 | 0 | 2 |
| | 0 | 0 | 3- | 0 | 0 | 4+ | 1- | 7+ | 5- | 0 | 1+ | 0 | 2+ | 1- |
| 01009 | 0 | 0 | 0 | 0 | 0 | 0 | 0 | 0 | 0 | 0 | 0 | 0 | 0 | 0 |
| | 0 | 0 | 0 | 0 | 0 | 0 | 0 | 0 | 0 | 0 | 0 | 0 | 0 | 0 |
| | 0 | 0 | 0 | 0 | 0 | 0 | 0 | 0 | 0 | 0 | 0 | 0 | 0 | 0 |

PART II ARRESTS

| | | PART II ARRESTS BY CHARGE AND AGENCY TYPE | | | ARSON | FORGERY | FRAUD | EMBEZZLE | STOLEN PROPERTY | VANDAL | ILLEGAL WEAPONS |
|--------------------------|--------|---|--------|-------------|----------------|---------|-------|----------|-----------------|--------|-----------------|
| | | JUVENILE | ADULTS | GRAND TOTAL | OTHER ASSAULTS | | | | | | |
| GAULEY BRIDGE PD | 95 | 0 | 0 | 0 | 0 | 0 | 0 | 0 | 0 | 0 | 0 |
| | 94 | 0 | 0 | 0 | 0 | 0 | 0 | 0 | 0 | 0 | 0 |
| | CHANGE | 0 | 0 | 0 | 0 | 0 | 0 | 0 | 0 | 0 | 0 |
| GILMER CTY | TOTAL | 95 | 19 | 169 | 188 | 20 | 1 | 13 | 0 | 5 | 15 |
| | 94 | 3 | 183 | 186 | 25 | 0 | 2 | 15 | 0 | 6 | 19 |
| | CHANGE | 16+ | 14- | 2+ | 5- | 1+ | 2+ | 2- | 0 | 1- | 4- |
| RURAL | 95 | 1 | 64 | 65 | 13 | 1 | 0 | 8 | 0 | 1 | 11 |
| | 94 | 1 | 58 | 59 | 6 | 0 | 0 | 8 | 0 | 0 | 15 |
| | CHANGE | 0 | 6+ | 6+ | 7+ | 1+ | 0 | 0 | 0 | 1+ | 4- |
| SHERIFF | 95 | 0 | 33 | 33 | 7 | 1 | 0 | 0 | 0 | 1 | 11 |
| | 94 | 1 | 25 | 26 | 2 | 0 | 0 | 0 | 0 | 0 | 15 |
| | CHANGE | 1- | 8+ | 7+ | 5+ | 1+ | 0 | 0 | 0 | 1+ | 4- |
| STATE POLICE | 95 | 1 | 31 | 32 | 6 | 0 | 0 | 8 | 0 | 0 | 0 |
| | 94 | 0 | 33 | 33 | 4 | 0 | 0 | 8 | 0 | 0 | 0 |
| | CHANGE | 1+ | 2- | 1- | 2+ | 0 | 0 | 0 | 0 | 0 | 0 |
| MUNICIPAL | 95 | 18 | 105 | 123 | 7 | 0 | 2 | 5 | 0 | 4 | 4 |
| | 94 | 2 | 125 | 127 | 19 | 0 | 7 | 0 | 0 | 6 | 4 |
| | CHANGE | 16+ | 20- | 4- | 12- | 0 | 2+ | 2- | 0 | 2- | 0 |
| GLENVILLE PD | 95 | 16 | 62 | 78 | 6 | 0 | 2 | 5 | 0 | 2 | 4 |
| | 94 | 2 | 110 | 112 | 15 | 0 | 7 | 0 | 0 | 6 | 4 |
| | CHANGE | 14+ | 48- | 34- | 9- | 0 | 2+ | 2- | 0 | 4- | 0 |
| GLENVILLE ST SECURITY | 95 | 2 | 43 | 45 | 1 | 0 | 0 | 0 | 0 | 2 | 0 |
| | 94 | 0 | 15 | 15 | 4 | 0 | 0 | 0 | 0 | 0 | 0 |
| | CHANGE | 2+ | 28+ | 30+ | 3- | 0 | 0 | 0 | 0 | 2+ | 0 |
| GRANT CTY | TOTAL | 95 | 20 | 197 | 217 | 45 | 1 | 20 | 0 | 4 | 8 |
| | 94 | 7 | 133 | 140 | 23 | 2 | 10 | 37 | 0 | 5 | 17 |
| | CHANGE | 13+ | 64+ | 77+ | 22+ | 1- | 7+ | 17- | 0 | 4+ | 7+ |
| RURAL | 95 | 10 | 112 | 122 | 39 | 1 | 8 | 20 | 0 | 4 | 6 |
| | 94 | 4 | 107 | 111 | 16 | 2 | 3 | 37 | 0 | 3 | 1 |
| | CHANGE | 6+ | 5+ | 11+ | 23+ | 1- | 5+ | 17- | 0 | 4+ | 5+ |
| SHERIFF | 95 | 6 | 59 | 65 | 23 | 1 | 1 | 0 | 0 | 4 | 5 |
| | 94 | 0 | 23 | 23 | 4 | 0 | 0 | 0 | 0 | 1 | 1 |
| | CHANGE | 6+ | 36+ | 42+ | 19+ | 1+ | 1+ | 0 | 0 | 4+ | 4+ |
| STATE POLICE | 95 | 4 | 53 | 57 | 16 | 0 | 7 | 20 | 0 | 1 | 1 |
| | 94 | 4 | 84 | 88 | 12 | 2 | 3 | 37 | 0 | 2 | 0 |
| | CHANGE | 0 | 31- | 31- | 4+ | 2- | 4+ | 17- | 0 | 1- | 1+ |
| MUNICIPAL | 95 | 10 | 85 | 95 | 6 | 0 | 2 | 0 | 0 | 4 | 2 |
| | 94 | 3 | 26 | 29 | 7 | 0 | 0 | 0 | 0 | 0 | 0 |
| | CHANGE | 7+ | 59+ | 66+ | 1- | 0 | 2+ | 0 | 0 | 4+ | 2+ |
| PETERSBURG PD | 95 | 10 | 85 | 95 | 6 | 0 | 2 | 0 | 0 | 4 | 2 |
| | 94 | 3 | 26 | 29 | 7 | 0 | 0 | 0 | 0 | 0 | 0 |
| | CHANGE | 7+ | 59+ | 66+ | 1- | 0 | 2+ | 0 | 0 | 4+ | 2+ |
| GREENBRIER CTY TOTAL | 95 | 66 | 666 | 732 | 58 | 2 | 6 | 1 | 4 | 2 | 17 |
| | 94 | 22 | 470 | 492 | 54 | 1 | 13 | 7 | 0 | 5 | 18 |
| | CHANGE | 64+ | 196+ | 240+ | 4+ | 1+ | 7- | 6- | 4+ | 3- | 15+ |
| RURAL | 95 | 38 | 261 | 299 | 32 | 2 | 4 | 1 | 3 | 2 | 5 |
| | 94 | 8 | 180 | 188 | 11 | 0 | 8 | 4 | 0 | 3 | 10 |
| | CHANGE | 30+ | 81+ | 111+ | 21+ | 2+ | 4- | 5- | 3+ | 1- | 5- |
| SHERIFF | 95 | 22 | 117 | 139 | 21 | 2 | 1 | 0 | 2 | 0 | 1 |
| | 94 | 7 | 106 | 113 | 8 | 0 | 1 | 0 | 0 | 1 | 6 |
| | CHANGE | 15+ | 11+ | 26+ | 13+ | 2+ | 0 | 0 | 2+ | 1- | 5- |
| STATE POLICE | 95 | 16 | 144 | 160 | 11 | 0 | 3 | 1 | 1 | 2 | 4 |
| | 94 | 1 | 74 | 75 | 3 | 0 | 7 | 5 | 0 | 2 | 4 |
| | CHANGE | 15+ | 70+ | 85+ | 8+ | 0 | 4- | 4- | 1+ | 0 | 0 |
| MUNICIPAL | 95 | 28 | 405 | 433 | 26 | 0 | 2 | 0 | 1 | 0 | 12 |
| | 94 | 14 | 290 | 304 | 43 | 1 | 5 | 2 | 0 | 2 | 8 |
| | CHANGE | 14+ | 115+ | 129+ | 17- | 1- | 3- | 2- | 1+ | 2- | 15+ |
| LEHNSBURG PD | 95 | 4 | 135 | 139 | 4 | 0 | 2 | 0 | 1 | 0 | 1 |
| | 94 | 8 | 90 | 98 | 6 | 1 | 4 | 0 | 0 | 0 | 0 |
| | CHANGE | 4- | 45+ | 41+ | 2- | 1- | 2- | 0 | 1+ | 0 | 1+ |
| RAIHILLE PD | 95 | 0 | 33 | 33 | 1 | 0 | 0 | 0 | 0 | 2 | 1 |
| | 94 | 1 | 23 | 24 | 1 | 0 | 0 | 0 | 0 | 0 | 1 |
| | CHANGE | 1- | 10+ | 9+ | 0 | 0 | 0 | 0 | 0 | 2- | 0 |
| RONCEVERTE PD | 95 | 18 | 49 | 67 | 1 | 0 | 0 | 0 | 0 | 0 | 1 |
| | 94 | 1 | 36 | 37 | 4 | 0 | 0 | 0 | 0 | 0 | 1 |
| | CHANGE | 17+ | 13+ | 30+ | 3- | 0 | 0 | 0 | 0 | 0 | 0 |
| WHITE SULPHUR SPRINGS PD | 95 | 6 | 188 | 194 | 20 | 0 | 0 | 0 | 0 | 15 | 9 |
| | 94 | 4 | 141 | 145 | 32 | 0 | 1 | 0 | 0 | 2 | 6 |
| | CHANGE | 2+ | 47+ | 49+ | 12- | 0 | 1- | 2- | 0 | 13+ | 3+ |
| HAINPSHIRE CTY TOTAL | 95 | 22 | 258 | 280 | 78 | 3 | 6 | 0 | 1 | 11 | 16 |
| | 94 | 8 | 200 | 208 | 36 | 0 | 2 | 14 | 0 | 5 | 13 |
| | CHANGE | 14+ | 58+ | 72+ | 42+ | 3+ | 4+ | 8- | 0 | 6+ | 3+ |

PART II ARRESTS

| | COHL VICE | SEX OFFENSES | HARCOTIC AND DRUG | PART II GAMBLING | ARRESTS FAMILY OFFENSES | BY CHARGE DRIVING UND INFL | AND AGENCY LIQUOR LAWS | TYPE DRUNK-ENNESS | DISORD CONDUCT | VAGRANCY | OTHER OFFENSES | SUSPICION | CURFEM LOITER | RUH-AWAYS |
|-------|-----------|--------------|-------------------|------------------|-------------------------|----------------------------|------------------------|-------------------|----------------|----------|----------------|-----------|---------------|-----------|
| 01011 | 0 | 0 | 0 | 0 | 0 | 0 | 0 | 0 | 0 | 0 | 0 | 0 | 0 | 0 |
| 011AL | 0 | 2 | 6 | 0 | 4 | 12 | 35 | 18 | 10 | 0 | 45 | 0 | 0 | 0 |
| 011RU | 0 | 1 | 5 | 0 | 4 | 6 | 1 | 3 | 0 | 0 | 11 | 0 | 0 | 0 |
| 011SO | 0 | 1 | 2 | 0 | 4 | 3 | 0 | 0 | 0 | 0 | 3 | 0 | 0 | 0 |
| 011SP | 0 | 0 | 3 | 0 | 0 | 3 | 1 | 3 | 0 | 0 | 8 | 0 | 0 | 0 |
| 011ZZ | 0 | 1 | 1 | 0 | 0 | 6 | 34 | 15 | 10 | 0 | 34 | 0 | 0 | 0 |
| 01101 | 0 | 1 | 1 | 0 | 0 | 4 | 9 | 7 | 10 | 0 | 27 | 0 | 0 | 0 |
| 01102 | 0 | 0 | 0 | 0 | 0 | 2 | 25 | 8 | 0 | 0 | 7 | 0 | 0 | 0 |
| 012AL | 0 | 3 | 8 | 0 | 1 | 33 | 11 | 16 | 13 | 0 | 38 | 0 | 0 | 1 |
| 012RU | 0 | 3 | 4 | 0 | 1 | 13 | 4 | 4 | 1 | 0 | 12 | 0 | 0 | 1 |
| 012SO | 0 | 0 | 2 | 0 | 0 | 11 | 4 | 3 | 0 | 0 | 10 | 0 | 0 | 1 |
| 012SP | 0 | 3 | 2 | 0 | 1 | 2 | 0 | 1 | 0 | 0 | 2 | 0 | 0 | 0 |
| 012ZZ | 0 | 0 | 4 | 0 | 0 | 20 | 7 | 12 | 12 | 0 | 26 | 0 | 0 | 0 |
| 01201 | 0 | 0 | 4 | 0 | 0 | 20 | 7 | 12 | 12 | 0 | 26 | 0 | 0 | 0 |
| 013AL | 0 | 5 | 50 | 0 | 13 | 220 | 74 | 57 | 8 | 0 | 183 | 0 | 0 | 14 |
| 013RU | 0 | 2 | 37 | 0 | 4 | 96 | 21 | 28 | 0 | 0 | 56 | 0 | 0 | 5 |
| 013SO | 0 | 0 | 14 | 0 | 0 | 61 | 9 | 17 | 0 | 0 | 6 | 0 | 0 | 5 |
| 013SP | 0 | 2 | 23 | 0 | 4 | 35 | 12 | 11 | 0 | 0 | 50 | 0 | 0 | 0 |
| 013ZZ | 0 | 3 | 13 | 0 | 9 | 124 | 53 | 29 | 8 | 0 | 127 | 0 | 0 | 9 |
| 01301 | 0 | 0 | 4 | 0 | 0 | 71 | 27 | 1 | 1 | 0 | 25 | 0 | 0 | 2 |
| 01302 | 0 | 0 | 3 | 0 | 0 | 31 | 4 | 0 | 2 | 1 | 38 | 0 | 0 | 3 |
| 01303 | 0 | 0 | 1 | 0 | 0 | 9 | 1 | 8 | 3 | 0 | 10 | 0 | 0 | 0 |
| 01304 | 0 | 3 | 6 | 0 | 8 | 24 | 15 | 3 | 3 | 0 | 88 | 0 | 0 | 0 |
| 014AL | 0 | 2 | 6 | 0 | 1 | 61 | 9 | 23 | 3 | 0 | 54 | 0 | 0 | 0 |

PART II ARRESTS

| | | PART II ARRESTS BY CHARGE AND AGENCY TYPE | | | | ARSON | FORGERY | FRAUD | EMBEZZLE | STOLEN PROPERTY | ANNUAL | ILLEGAL WEAPONS |
|-------------------|--------|---|--------|-------------|----------------|-------|---------|-------|----------|-----------------|--------|-----------------|
| | | JUVENILE | ADULTS | GRAND TOTAL | OTHER ASSAULTS | | | | | | | |
| ***** | | | | | | | | | | | | |
| RURAL | 95 | 21 | 250 | 271 | 75 | 3 | 4 | 6 | 0 | 1 | 11 | 16 |
| | 94 | 6 | 180 | 186 | 24 | 0 | 2 | 14 | 0 | 4 | 5 | 13 |
| | CHANGE | 15+ | 70+ | 85+ | 51+ | 3+ | 2+ | 8- | 0 | 3- | 6+ | 3+ |
| SHERIFF | 95 | 2 | 58 | 60 | 11 | 0 | 2 | 5 | 0 | 0 | 0 | 10 |
| | 94 | 4 | 66 | 70 | 13 | 0 | 1 | 14 | 0 | 4 | 0 | 8 |
| | CHANGE | 2- | 8- | 10- | 2- | 0 | 1+ | 9- | 0 | 4- | 0 | 2+ |
| STATE POLICE | 95 | 19 | 192 | 211 | 64 | 3 | 2 | 1 | 0 | 1 | 11 | 6 |
| | 94 | 2 | 114 | 116 | 11 | 0 | 1 | 0 | 0 | 0 | 5 | 5 |
| | CHANGE | 17+ | 78+ | 95+ | 53+ | 3+ | 1+ | 1+ | 0 | 1+ | 6+ | 1+ |
| MUNICIPAL | 95 | 1 | 8 | 9 | 3 | 0 | 2 | 0 | 0 | 0 | 0 | 0 |
| | 94 | 2 | 20 | 22 | 12 | 0 | 0 | 0 | 0 | 0 | 0 | 0 |
| | CHANGE | 1- | 12- | 13- | 9- | 0 | 2+ | 0 | 0 | 0 | 0 | 0 |
| ROINEY PD | 95 | 1 | 8 | 9 | 3 | 0 | 2 | 0 | 0 | 0 | 0 | 0 |
| | 94 | 2 | 20 | 22 | 12 | 0 | 0 | 0 | 0 | 0 | 0 | 0 |
| | CHANGE | 1- | 12- | 13- | 9- | 0 | 2+ | 0 | 0 | 0 | 0 | 0 |
| ***** | | | | | | | | | | | | |
| HANCOCK CTY | TOTAL | 95 | 109 | 1130 | 262 | 4 | 11 | 29 | 2 | 7 | 32 | 19 |
| | 94 | 112 | 1063 | 1175 | 209 | 2 | 2 | 50 | 1 | 13 | 36 | 19 |
| | CHANGE | 5- | 67+ | 64+ | 53+ | 2+ | 9+ | 21- | 1+ | 6- | 4- | 0 |
| ***** | | | | | | | | | | | | |
| RURAL | 95 | 3 | 416 | 419 | 70 | 1 | 3 | 19 | 1 | 1 | 4 | 7 |
| | 94 | 4 | 350 | 354 | 62 | 1 | 2 | 46 | 0 | 2 | 11 | 2 |
| | CHANGE | 1- | 66+ | 65+ | 8+ | 0 | 1+ | 27- | 1+ | 1- | 7- | 5+ |
| SHERIFF | 95 | 3 | 335 | 338 | 70 | 1 | 3 | 19 | 1 | 1 | 4 | 7 |
| | 94 | 4 | 309 | 313 | 60 | 1 | 2 | 46 | 0 | 2 | 11 | 2 |
| | CHANGE | 1- | 26+ | 25+ | 10+ | 0 | 1+ | 27- | 1+ | 1- | 7- | 5+ |
| STATE POLICE | 95 | 0 | 81 | 81 | 0 | 0 | 0 | 0 | 0 | 0 | 0 | 0 |
| | 94 | 0 | 41 | 41 | 2 | 0 | 0 | 0 | 0 | 0 | 0 | 0 |
| | CHANGE | 0 | 40+ | 40+ | 2- | 0 | 0 | 0 | 0 | 0 | 0 | 0 |
| MUNICIPAL | 95 | 106 | 714 | 820 | 192 | 3 | 8 | 10 | 1 | 6 | 28 | 12 |
| | 94 | 108 | 713 | 821 | 147 | 1 | 0 | 4 | 1 | 11 | 25 | 17 |
| | CHANGE | 2- | 1+ | 1- | 45+ | 2+ | 8+ | 6+ | 0 | 5- | 3+ | 5- |
| CHESTER PD | 95 | 7 | 65 | 72 | 12 | 0 | 2 | 0 | 0 | 3 | 2 | 0 |
| | 94 | 0 | 65 | 65 | 16 | 0 | 0 | 0 | 0 | 2 | 1 | 0 |
| | CHANGE | 7+ | 0 | 7+ | 2- | 0 | 2+ | 0 | 0 | 1+ | 1+ | 0 |
| WEIRTON PD | 95 | 99 | 551 | 650 | 168 | 3 | 6 | 9 | 1 | 3 | 25 | 12 |
| | 94 | 108 | 548 | 656 | 127 | 1 | 0 | 4 | 1 | 8 | 22 | 17 |
| | CHANGE | 9- | 3+ | 6- | 41+ | 2+ | 6+ | 5+ | 0 | 5- | 3+ | 5- |
| ***** | | | | | | | | | | | | |
| HEM CUMBERLAND PD | 95 | 0 | 98 | 98 | 12 | 0 | 0 | 1 | 0 | 0 | 1 | 0 |
| | 94 | 0 | 100 | 100 | 6 | 0 | 0 | 0 | 0 | 1 | 2 | 0 |
| | CHANGE | 0 | 2- | 2- | 6+ | 0 | 0 | 1+ | 0 | 1- | 1- | 0 |
| ***** | | | | | | | | | | | | |
| HARDY CTY | TOTAL | 95 | 12 | 189 | 201 | 3 | 8 | 9 | 1 | 2 | 10 | 20 |
| | 94 | 12 | 118 | 130 | 41 | 0 | 3 | 8 | 1 | 2 | 3 | 8 |
| | CHANGE | 0 | 71+ | 71+ | 13+ | 3+ | 5+ | 1+ | 0 | 0 | 7+ | 12+ |
| ***** | | | | | | | | | | | | |
| RURAL | 95 | 7 | 84 | 91 | 21 | 2 | 7 | 8 | 1 | 2 | 1 | 14 |
| | 94 | 7 | 63 | 70 | 25 | 0 | 1 | 5 | 1 | 1 | 3 | 3 |
| | CHANGE | 0 | 21+ | 21+ | 4- | 2+ | 6+ | 3+ | 0 | 1+ | 2- | 11+ |
| SHERIFF | 95 | 5 | 13 | 18 | 0 | 0 | 5 | 0 | 0 | 0 | 0 | 10 |
| | 94 | 0 | 5 | 5 | 0 | 0 | 0 | 0 | 0 | 1 | 0 | 3 |
| | CHANGE | 5+ | 8+ | 13+ | 0 | 0 | 5+ | 0 | 0 | 1- | 0 | 7+ |
| STATE POLICE | 95 | 2 | 71 | 73 | 21 | 2 | 2 | 8 | 1 | 2 | 1 | 4 |
| | 94 | 7 | 58 | 65 | 2 | 0 | 1 | 5 | 0 | 2 | 2 | 4 |
| | CHANGE | 5- | 13+ | 8+ | 4- | 2+ | 1+ | 3+ | 0 | 2+ | 2- | 4+ |
| MUNICIPAL | 95 | 5 | 105 | 110 | 33 | 1 | 1 | 1 | 0 | 0 | 9 | 6 |
| | 94 | 5 | 55 | 60 | 16 | 0 | 2 | 3 | 0 | 1 | 0 | 5 |
| | CHANGE | 0 | 50+ | 50+ | 17+ | 1+ | 1- | 2- | 0 | 1- | 9+ | 1+ |
| MOOREFIELD PD | 95 | 5 | 105 | 110 | 33 | 1 | 1 | 1 | 0 | 0 | 9 | 6 |
| | 94 | 5 | 55 | 60 | 16 | 0 | 2 | 3 | 0 | 1 | 0 | 5 |
| | CHANGE | 0 | 50+ | 50+ | 17+ | 1+ | 1- | 2- | 0 | 1- | 9+ | 1+ |
| ***** | | | | | | | | | | | | |
| HARRISON CTY | TOTAL | 95 | 256 | 2245 | 2501 | 6 | 27 | 222 | 1 | 6 | 24 | 39 |
| | 94 | 149 | 1639 | 1788 | 266 | 2 | 20 | 237 | 1 | 11 | 48 | 36 |
| | CHANGE | 107+ | 606+ | 713+ | 127+ | 4+ | 7+ | 15- | 0 | 5- | 24- | 3+ |
| ***** | | | | | | | | | | | | |
| RURAL | 95 | 85 | 616 | 701 | 138 | 2 | 8 | 162 | 1 | 2 | 11 | 8 |
| | 94 | 64 | 649 | 713 | 123 | 2 | 5 | 217 | 0 | 2 | 22 | 6 |
| | CHANGE | 21+ | 33- | 12- | 15+ | 0 | 3+ | 55- | 1+ | 0 | 11- | 2+ |
| SHERIFF | 95 | 78 | 465 | 543 | 105 | 2 | 3 | 161 | 1 | 1 | 11 | 5 |
| | 94 | 59 | 505 | 564 | 100 | 0 | 4 | 217 | 0 | 1 | 19 | 6 |
| | CHANGE | 19+ | 40- | 21- | 5+ | 2+ | 1- | 56- | 1+ | 0 | 8- | 1- |
| STATE POLICE | 95 | 7 | 151 | 158 | 33 | 0 | 5 | 1 | 0 | 1 | 0 | 3 |
| | 94 | 5 | 144 | 149 | 23 | 2 | 1 | 0 | 0 | 1 | 3 | 0 |
| | CHANGE | 2+ | 7+ | 9+ | 10+ | 2- | 4+ | 1+ | 0 | 0 | 3- | 3+ |
| MUNICIPAL | 95 | 171 | 1629 | 1800 | 255 | 4 | 19 | 60 | 0 | 4 | 13 | 31 |
| | 94 | 85 | 990 | 1075 | 143 | 0 | 15 | 20 | 1 | 9 | 26 | 30 |
| | CHANGE | 86+ | 639+ | 725+ | 112+ | 4+ | 4+ | 40+ | 1- | 5- | 13- | 1+ |

PART II ARRESTS

| | COMPL VICE | SEX OFFENSES | PART II NARCOTIC AND DRUG | GAMBLING | ARRESTS BY CHARGE FAMILY OFFENSES | DRIVING UND INFL | LIQUOR LAWS | DRUNK-ENNESS | DISORD CONDUCT | VAGRANCY | OTHER OFFENSES | SUSPICION | CURFEW LOITER | RUN-AWAYS |
|-------|------------|--------------|---------------------------|----------|-----------------------------------|------------------|-------------|--------------|----------------|----------|----------------|-----------|---------------|-----------|
| 014RU | 0 | 2 | 6 | 0 | 1 | 57 | 9 | 23 | 3 | 0 | 54 | 0 | 0 | 0 |
| | 0 | 5- | 6 | 0 | 0 | 52 | 0 | 13 | 4 | 0 | 44 | 0 | 0 | 0 |
| | 0 | 3- | 0 | 0 | 1+ | 5+ | 9+ | 10+ | 1- | 0 | 10+ | 0 | 0 | 0 |
| 01450 | 0 | 0 | 0 | 0 | 0 | 11 | 0 | 8 | 0 | 0 | 13 | 0 | 0 | 0 |
| | 0 | 0 | 0 | 0 | 0 | 11 | 0 | 0 | 2- | 0 | 17 | 0 | 0 | 0 |
| | 0 | 0 | 0 | 0 | 0 | 0 | 0 | 8+ | 2- | 0 | 4- | 0 | 0 | 0 |
| 0145P | 0 | 2 | 6 | 0 | 1 | 46 | 9 | 15 | 3 | 0 | 41 | 0 | 0 | 0 |
| | 0 | 5- | 6 | 0 | 0 | 41 | 0 | 13 | 2 | 0 | 27 | 0 | 0 | 0 |
| | 0 | 3- | 0 | 0 | 1+ | 5+ | 9+ | 2+ | 1+ | 0 | 14+ | 0 | 0 | 0 |
| 014Z2 | 0 | 0 | 0 | 0 | 0 | 4 | 0 | 0 | 0 | 0 | 0 | 0 | 0 | 0 |
| | 0 | 0 | 0 | 0 | 0 | 1 | 0 | 1 | 8 | 0 | 0 | 0 | 0 | 0 |
| | 0 | 0 | 0 | 0 | 0 | 3+ | 0 | 1- | 8- | 0 | 0 | 0 | 0 | 0 |
| 01401 | 0 | 0 | 0 | 0 | 0 | 4 | 0 | 0 | 0 | 0 | 0 | 0 | 0 | 0 |
| | 0 | 0 | 0 | 0 | 0 | 1 | 0 | 1 | 8 | 0 | 0 | 0 | 0 | 0 |
| | 0 | 0 | 0 | 0 | 0 | 3+ | 0 | 1- | 8- | 0 | 0 | 0 | 0 | 0 |
| 015AL | 0 | 2 | 49 | 0 | 26 | 373 | 27 | 124 | 56 | 0 | 171 | 0 | 0 | 36 |
| | 0 | 7 | 21 | 0 | 12 | 339 | 28 | 144 | 50 | 0 | 162 | 0 | 29 | 31 |
| | 0 | 5- | 28+ | 0 | 14+ | 34+ | 1- | 40- | 6+ | 0 | 9+ | 0 | 20- | 5+ |
| 015RU | 0 | 2 | 19 | 0 | 21 | 163 | 0 | 8 | 8 | 0 | 90 | 0 | 2 | 0 |
| | 0 | 3 | 3 | 0 | 7 | 134 | 0 | 5 | 7 | 0 | 69 | 0 | 0 | 0 |
| | 0 | 1- | 16+ | 0 | 14+ | 29+ | 0 | 3+ | 1+ | 0 | 21+ | 0 | 2+ | 0 |
| 01550 | 0 | 2 | 19 | 0 | 21 | 83 | 0 | 8 | 8 | 0 | 89 | 0 | 2 | 0 |
| | 0 | 3 | 1 | 0 | 7 | 97 | 0 | 5 | 7 | 0 | 69 | 0 | 0 | 0 |
| | 0 | 1- | 18+ | 0 | 14+ | 14- | 0 | 3+ | 1+ | 0 | 20+ | 0 | 2+ | 0 |
| 0155P | 0 | 0 | 0 | 0 | 0 | 80 | 0 | 0 | 0 | 0 | 1 | 0 | 0 | 0 |
| | 0 | 0 | 2 | 0 | 0 | 37 | 0 | 0 | 0 | 0 | 0 | 0 | 0 | 0 |
| | 0 | 0 | 2- | 0 | 0 | 43+ | 0 | 0 | 0 | 0 | 1+ | 0 | 0 | 0 |
| 015Z2 | 0 | 0 | 30 | 0 | 5 | 210 | 27 | 116 | 48 | 0 | 81 | 0 | 7 | 36 |
| | 0 | 4 | 18 | 0 | 5 | 205 | 28 | 159 | 43 | 0 | 93 | 0 | 29 | 31 |
| | 0 | 4- | 12+ | 0 | 0 | 5+ | 1- | 43- | 5+ | 0 | 12- | 0 | 22- | 5+ |
| 01501 | 0 | 0 | 0 | 0 | 3 | 13 | 2 | 4 | 12 | 0 | 17 | 0 | 0 | 2 |
| | 0 | 0 | 0 | 0 | 2 | 22 | 0 | 1 | 4 | 0 | 19 | 0 | 0 | 0 |
| | 0 | 0 | 0 | 0 | 1+ | 9- | 2+ | 3+ | 8+ | 0 | 2- | 0 | 0 | 2+ |
| 01502 | 0 | 0 | 22 | 0 | 0 | 151 | 25 | 110 | 31 | 0 | 43 | 0 | 7 | 34 |
| | 0 | 2 | 11 | 0 | 1 | 141 | 28 | 153 | 32 | 0 | 48 | 0 | 29 | 31 |
| | 0 | 2- | 11+ | 0 | 1- | 10+ | 3- | 43- | 1- | 0 | 5- | 0 | 22- | 3+ |
| 01503 | 0 | 0 | 8 | 0 | 2 | 46 | 0 | 2 | 5 | 0 | 21 | 0 | 0 | 0 |
| | 0 | 2 | 7 | 0 | 2 | 42 | 0 | 5 | 7 | 0 | 26 | 0 | 0 | 0 |
| | 0 | 2- | 1+ | 0 | 0 | 4+ | 0 | 3- | 2- | 0 | 5- | 0 | 0 | 0 |
| 016AL | 0 | 2 | 15 | 0 | 0 | 47 | 5 | 4 | 2 | 0 | 19 | 0 | 0 | 0 |
| | 0 | 4 | 4 | 0 | 1 | 35 | 0 | 0 | 3 | 0 | 17 | 0 | 0 | 0 |
| | 0 | 2- | 11+ | 0 | 1- | 12+ | 5+ | 4+ | 1- | 0 | 2+ | 0 | 0 | 0 |
| 016RU | 0 | 2 | 6 | 0 | 0 | 13 | 5 | 4 | 2 | 0 | 3 | 0 | 0 | 0 |
| | 0 | 3 | 1 | 0 | 1- | 11 | 0 | 0 | 0 | 0 | 15 | 0 | 0 | 0 |
| | 0 | 1- | 5+ | 0 | 0 | 2+ | 5+ | 4+ | 2+ | 0 | 12- | 0 | 0 | 0 |
| 01650 | 0 | 0 | 3 | 0 | 0 | 0 | 0 | 0 | 0 | 0 | 0 | 0 | 0 | 0 |
| | 0 | 1 | 0 | 0 | 0 | 0 | 0 | 0 | 0 | 0 | 0 | 0 | 0 | 0 |
| | 0 | 1- | 3+ | 0 | 0 | 0 | 0 | 0 | 0 | 0 | 0 | 0 | 0 | 0 |
| 0165P | 0 | 2 | 3 | 0 | 0 | 13 | 5 | 4 | 2 | 0 | 3 | 0 | 0 | 0 |
| | 0 | 2 | 1 | 0 | 1- | 11 | 0 | 0 | 0 | 0 | 15 | 0 | 0 | 0 |
| | 0 | 0 | 2+ | 0 | 1- | 2+ | 5+ | 4+ | 2+ | 0 | 12- | 0 | 0 | 0 |
| 016Z2 | 0 | 0 | 9 | 0 | 0 | 34 | 0 | 0 | 0 | 0 | 16 | 0 | 0 | 0 |
| | 0 | 1 | 3 | 0 | 0 | 24 | 0 | 0 | 3 | 0 | 2 | 0 | 0 | 0 |
| | 0 | 1- | 6+ | 0 | 0 | 10+ | 0 | 0 | 3- | 0 | 14+ | 0 | 0 | 0 |
| 01601 | 0 | 0 | 9 | 0 | 0 | 34 | 0 | 0 | 0 | 0 | 16 | 0 | 0 | 0 |
| | 0 | 1 | 3 | 0 | 0 | 24 | 0 | 0 | 3 | 0 | 2 | 0 | 0 | 0 |
| | 0 | 1- | 6+ | 0 | 0 | 10+ | 0 | 0 | 3- | 0 | 14+ | 0 | 0 | 0 |
| 017AL | 2 | 8 | 117 | 0 | 46 | 277 | 179 | 615 | 51 | 0 | 445 | 0 | 20 | 23 |
| | 2+ | 9 | 71 | 0 | 31 | 232 | 98 | 375 | 26 | 0 | 296 | 0 | 11 | 18 |
| | 2+ | 1- | 46+ | 0 | 15+ | 45+ | 81+ | 240+ | 25+ | 0 | 149+ | 0 | 9+ | 5+ |
| 017RU | 1 | 7 | 27 | 0 | 39 | 100 | 1 | 47 | 0 | 0 | 136 | 0 | 0 | 11 |
| | 0 | 3 | 21 | 0 | 7 | 100 | 10 | 59 | 3 | 0 | 131 | 0 | 0 | 2 |
| | 1+ | 4+ | 6+ | 0 | 32+ | 0 | 9- | 12- | 3- | 0 | 5+ | 0 | 0 | 9+ |
| 01750 | 1 | 7 | 20 | 0 | 39 | 44 | 1 | 28 | 0 | 0 | 105 | 0 | 0 | 9 |
| | 0 | 3 | 13 | 0 | 6 | 51 | 9 | 24 | 3 | 0 | 106 | 0 | 0 | 2 |
| | 1+ | 4+ | 7+ | 0 | 33+ | 7- | 8- | 4+ | 3- | 0 | 1- | 0 | 0 | 7+ |
| 0173P | 0 | 0 | 7 | 0 | 0 | 56 | 0 | 19 | 0 | 0 | 31 | 0 | 0 | 2 |
| | 0 | 0 | 8 | 0 | 1 | 49 | 1 | 35 | 0 | 0 | 25 | 0 | 0 | 0 |
| | 0 | 0 | 1- | 0 | 1- | 7+ | 1- | 16- | 0 | 0 | 6+ | 0 | 0 | 2+ |
| 017Z2 | 1 | 1 | 90 | 0 | 7 | 177 | 178 | 568 | 51 | 0 | 309 | 0 | 20 | 12 |
| | 0 | 6 | 50 | 0 | 24 | 132 | 88 | 316 | 23 | 0 | 165 | 0 | 11 | 16 |
| | 1+ | 5- | 40+ | 0 | 17- | 45+ | 90+ | 252+ | 28+ | 0 | 144+ | 0 | 9+ | 4- |

PART II ARRESTS

| | | PART II ARRESTS BY CHARGE AND | | | AGENCY TYPE | ARSON | FORGERY | FRAUD | EMBEZZLE | STOLEN PROPERTY | VANDAL | ILLEGAL WEAPONS |
|---------------------|--------|-------------------------------|--------|-----------------|----------------|-------|---------|-------|----------|-----------------|--------|-----------------|
| | | JUVENILE | ADULTS | GRAND AND TOTAL | OTHER ASSAULTS | | | | | | | |
| BRIDGEPORT PD | 95 | 51 | 115 | 166 | 10 | 0 | 2 | 11 | 0 | 1 | 2 | 5 |
| | 94 | 4 | 83 | 87 | 5 | 0 | 0 | 9 | 0 | 2 | 6 | 5 |
| | CHANGE | 47+ | 32+ | 79+ | 5+ | 0 | 2+ | 2+ | 1- | 1- | 4- | 0 |
| CLARKSBURG PD | 95 | 76 | 1308 | 1384 | 218 | 3 | 17 | 48 | 0 | 3 | 0 | 25 |
| | 94 | 37 | 703 | 740 | 114 | 0 | 12 | 11 | 0 | 6 | 0 | 18 |
| | CHANGE | 39+ | 605+ | 644+ | 104+ | 3+ | 5+ | 37+ | 0 | 3- | 0 | 7+ |
| SALEM PD | 95 | 6 | 103 | 109 | 8 | 0 | 0 | 0 | 0 | 0 | 1 | 0 |
| | 94 | 1 | 96 | 97 | 12 | 0 | 0 | 0 | 0 | 1 | 0 | 2- |
| | CHANGE | 5+ | 7+ | 12+ | 4- | 0 | 0 | 0 | 0 | 1- | 1+ | 0 |
| SHIHNSTON PD | 95 | 18 | 48 | 66 | 7 | 0 | 0 | 0 | 0 | 0 | 1 | 0 |
| | 94 | 19 | 40 | 59 | 0 | 0 | 0 | 0 | 0 | 0 | 0 | 0 |
| | CHANGE | 1- | 8+ | 7+ | 7+ | 0 | 0 | 0 | 0 | 0 | 1+ | 0 |
| STONEHOOD PD | 95 | 18 | 20 | 38 | 4 | 0 | 0 | 0 | 0 | 0 | 9 | 0 |
| | 94 | 18 | 16 | 34 | 5 | 0 | 2 | 0 | 0 | 0 | 16 | 1 |
| | CHANGE | 0 | 4+ | 4+ | 1- | 0 | 2- | 0 | 0 | 0 | 7- | 1- |
| ANMOORE PD | 95 | 0 | 11 | 11 | 2 | 0 | 0 | 1 | 0 | 0 | 0 | 1 |
| | 94 | 6 | 28 | 34 | 5 | 0 | 1 | 0 | 0 | 0 | 4 | 3 |
| | CHANGE | 6- | 17- | 23- | 3- | 0 | 1- | 1+ | 0 | 0 | 4- | 2- |
| HUTTER FORT PD | 95 | 1 | 21 | 22 | 3 | 0 | 0 | 0 | 0 | 0 | 0 | 0 |
| | 94 | 0 | 17 | 17 | 2 | 0 | 0 | 0 | 0 | 0 | 0 | 0 |
| | CHANGE | 1+ | 4+ | 5+ | 1+ | 0 | 0 | 0 | 0 | 0 | 0 | 0 |
| LUMBERPORT PD | 95 | 1 | 3 | 4 | 3 | 1 | 0 | 0 | 0 | 0 | 0 | 0 |
| | 94 | 0 | 7 | 7 | 0 | 0 | 0 | 0 | 0 | 0 | 0 | 1 |
| | CHANGE | 1+ | 4- | 3- | 3+ | 1+ | 0 | 0 | 0 | 0 | 0 | 1- |
| ***** | | | | | | | | | | | | |
| JACKSON CTY TOTAL | 95 | 55 | 427 | 482 | 49 | 0 | 5 | 84 | 0 | 6 | 5 | 26 |
| | 94 | 67 | 398 | 465 | 41 | 0 | 3 | 93 | 0 | 3 | 21 | 28 |
| | CHANGE | 12- | 29+ | 17+ | 8+ | 0 | 2+ | 9- | 0 | 3+ | 16- | 2- |
| ***** | | | | | | | | | | | | |
| RURAL | 95 | 11 | 309 | 320 | 29 | 0 | 5 | 84 | 0 | 0 | 2 | 26 |
| | 94 | 3 | 310 | 313 | 21 | 0 | 3 | 93 | 0 | 3 | 9 | 25 |
| | CHANGE | 8+ | 1- | 7+ | 8+ | 0 | 2+ | 9- | 0 | 3- | 7- | 1+ |
| SHERIFF | 95 | 1 | 252 | 253 | 19 | 0 | 0 | 82 | 0 | 0 | 2 | 24 |
| | 94 | 2 | 245 | 247 | 17 | 0 | 1 | 92 | 0 | 0 | 9 | 23 |
| | CHANGE | 1- | 13- | 14- | 2+ | 0 | 1- | 10- | 0 | 0 | 7- | 1+ |
| STATE POLICE | 95 | 10 | 57 | 67 | 10 | 0 | 5 | 2 | 0 | 0 | 0 | 2 |
| | 94 | 1 | 45 | 46 | 4 | 0 | 2 | 1 | 0 | 3 | 0 | 2 |
| | CHANGE | 9+ | 12+ | 21+ | 6+ | 0 | 3+ | 1+ | 0 | 3- | 0 | 0 |
| MUNICIPAL | 95 | 44 | 118 | 162 | 20 | 0 | 0 | 0 | 0 | 6 | 3 | 0 |
| | 94 | 64 | 88 | 152 | 20 | 0 | 0 | 0 | 0 | 0 | 12 | 3 |
| | CHANGE | 20- | 30+ | 10+ | 0 | 0 | 0 | 0 | 0 | 6+ | 9- | 3- |
| RAVENSHOOD PD | 95 | 36 | 80 | 116 | 8 | 0 | 0 | 0 | 0 | 0 | 3 | 0 |
| | 94 | 44 | 61 | 125 | 14 | 0 | 0 | 0 | 0 | 0 | 12 | 1 |
| | CHANGE | 28- | 19+ | 9- | 8- | 0 | 0 | 0 | 0 | 0 | 9- | 1- |
| RIPLEY PD | 95 | 8 | 38 | 46 | 12 | 0 | 0 | 0 | 0 | 6 | 0 | 0 |
| | 94 | 0 | 27 | 27 | 4 | 0 | 0 | 0 | 0 | 0 | 0 | 2- |
| | CHANGE | 8+ | 11+ | 19+ | 8+ | 0 | 0 | 0 | 0 | 6+ | 0 | 2- |
| ***** | | | | | | | | | | | | |
| JEFFERSON CTY TOTAL | 95 | 108 | 1305 | 1413 | 285 | 2 | 39 | 169 | 4 | 25 | 50 | 22 |
| | 94 | 65 | 787 | 852 | 157 | 0 | 5 | 91 | 2 | 7 | 19 | 16 |
| | CHANGE | 43+ | 518+ | 561+ | 128+ | 2+ | 34+ | 78+ | 2+ | 18+ | 11+ | 6+ |
| ***** | | | | | | | | | | | | |
| RURAL | 95 | 31 | 666 | 697 | 129 | 1 | 38 | 169 | 4 | 19 | 13 | 12 |
| | 94 | 16 | 404 | 420 | 86 | 0 | 3 | 91 | 2 | 4 | 14 | 12 |
| | CHANGE | 15+ | 262+ | 277+ | 43+ | 1+ | 35+ | 78+ | 2+ | 15+ | 1- | 0 |
| SHERIFF | 95 | 5 | 250 | 255 | 13 | 0 | 29 | 157 | 0 | 4 | 2 | 1 |
| | 94 | 0 | 117 | 117 | 8 | 0 | 1 | 86 | 0 | 0 | 0 | 6 |
| | CHANGE | 5+ | 133+ | 138+ | 5+ | 0 | 28+ | 71+ | 0 | 4+ | 2+ | 5- |
| STATE POLICE | 95 | 26 | 416 | 442 | 116 | 1 | 9 | 12 | 4 | 15 | 11 | 11 |
| | 94 | 16 | 287 | 303 | 78 | 0 | 2 | 5 | 2 | 4 | 14 | 6 |
| | CHANGE | 10+ | 129+ | 139+ | 38+ | 1+ | 7+ | 7+ | 2+ | 11+ | 3- | 5+ |
| MUNICIPAL | 95 | 77 | 639 | 716 | 156 | 1 | 1 | 0 | 0 | 6 | 17 | 10 |
| | 94 | 49 | 383 | 432 | 71 | 0 | 2 | 0 | 0 | 3 | 5 | 4 |
| | CHANGE | 28+ | 256+ | 284+ | 85+ | 1+ | 1- | 0 | 0 | 3+ | 12+ | 6+ |
| CHARLES TOWN PD | 95 | 51 | 311 | 362 | 97 | 1 | 1 | 0 | 0 | 0 | 6 | 5 |
| | 94 | 48 | 253 | 301 | 62 | 0 | 1 | 0 | 0 | 2 | 5 | 3 |
| | CHANGE | 3+ | 58+ | 61+ | 35+ | 1+ | 0 | 0 | 0 | 2- | 1+ | 2+ |
| SHEPHERDSTOWN PD | 95 | 0 | 0 | 0 | 0 | 0 | 0 | 0 | 0 | 0 | 0 | 0 |
| | 94 | 0 | 0 | 0 | 0 | 0 | 0 | 0 | 0 | 0 | 0 | 0 |
| | CHANGE | 0 | 0 | 0 | 0 | 0 | 0 | 0 | 0 | 0 | 0 | 0 |
| RAMSON PD | 95 | 12 | 265 | 277 | 54 | 0 | 0 | 0 | 0 | 0 | 6 | 3 |
| | 94 | 0 | 91 | 91 | 8 | 0 | 0 | 0 | 0 | 0 | 0 | 1 |
| | CHANGE | 12+ | 174+ | 186+ | 46+ | 0 | 0 | 0 | 0 | 0 | 6+ | 2+ |
| HARPERS FERRY PD | 95 | 14 | 63 | 77 | 5 | 0 | 0 | 0 | 0 | 6 | 5 | 2 |
| | 94 | 1 | 39 | 40 | 1 | 0 | 1 | 0 | 0 | 1 | 0 | 0 |
| | CHANGE | 13+ | 24+ | 37+ | 4+ | 0 | 1- | 0 | 0 | 5+ | 5+ | 2+ |
| ***** | | | | | | | | | | | | |
| KANAWHA CTY TOTAL | 95 | 528 | 6966 | 7514 | 1131 | 9 | 55 | 239 | 9 | 121 | 137 | 166 |
| | 94 | 479 | 6606 | 7085 | 801 | 9 | 73 | 255 | 10 | 123 | 124 | 153 |
| | CHANGE | 49+ | 380+ | 429+ | 330+ | 0 | 18- | 16- | 1- | 2- | 13+ | 13+ |

PART II ARRESTS

| | COHL VICE | SEX OFFENSES | PART II HARCOTTIC AND DRUG | GAMBLING | ARRESTS BY CHARGE FAMILY OFFENSES | DRIVING UND INFL | AND AGENCY TYPE LIQUOR LAWS | DRUNK- EHNES | DISORD CONDUCT | VAGRANCY | OTHER OFFENSES | SUSPICION | CURFEN LOITER | RUH- AMAYS |
|-------|-----------------|-----------------|----------------------------------|---------------|---|---------------------|-----------------------------------|----------------------|-------------------|---------------|---------------------|-------------|------------------|---------------------|
| 01701 | 0 0 0 | 0 2- | 15 9+ 6+ | 0 0 0 | 0 1- 1- | 26 15 11+ | 34 4 30+ | 21 19 2+ | 9 1 8+ | 0 0 0 | 17 4 13+ | 0 0 0 | 8 0 8+ | 5 4 1+ |
| 01702 | 1 0 1+ | 0 1 1- | 54 34 20+ | 0 0 0 | 5 20 15- | 91 56 35+ | 122 72 50+ | 473 225 248+ | 31 14 17+ | 0 0 0 | 279 144 135+ | 0 0 0 | 70 12 8+ | 4 1 11- 7- |
| 01703 | 0 0 0 | 1 1 0 | 11 5 6+ | 0 0 0 | 0 1 1- | 31 38 7- | 13 8 5+ | 39 15 24+ | 0 3 3- | 0 0 0 | 3 10 7- | 0 0 0 | 0 0 0 | 2 1 1+ |
| 01704 | 0 0 0 | 0 0 0 | 8 8+ | 0 0 0 | 0 1 1- | 12 5 7+ | 7 3 4+ | 23 38 15- | 4 3 1+ | 0 0 0 | 1 0 1+ | 0 0 0 | 2 9 7- | 1 0 1+ |
| 01705 | 0 0 0 | 0 0 0 | 1 0 1+ | 0 0 0 | 2 0 2+ | 8 0 8+ | 1 0 1+ | 5 8 3- | 7 2 5+ | 0 0 0 | 1 0 1+ | 0 0 0 | 0 0 0 | 0 0 0 |
| 01706 | 0 0 0 | 0 1 0 | 1 1 0 | 0 0 0 | 0 0 0 | 2 14 12- | 0 4 1- | 3 0 3+ | 0 0 0 | 0 0 0 | 1 5 4- | 0 0 0 | 0 0 0 | 0 0 0 |
| 01707 | 0 0 0 | 0 2 2- | 0 1 1- | 0 0 0 | 0 1 1- | 7 4 3+ | 1 4 1+ | 4 5 1- | 0 0 0 | 0 0 0 | 7 2 5+ | 0 0 0 | 0 0 0 | 0 0 0 |
| 01708 | 0 0 0 | 0 0 0 | 0 0 0 | 0 0 0 | 0 0 0 | 0 0 0 | 0 0 0 | 0 6 6- | 0 0 0 | 0 0 0 | 0 0 0 | 0 0 0 | 0 0 0 | 0 0 0 |
| ***** | | | | | | | | | | | | | | |
| 018AL | 0 0 0 | 2 5- 5- | 8 3+ 3+ | 0 0 0 | 21 15+ 15+ | 144 129 15+ | 38 18 20+ | 9 19 10- | 5 1- 1- | 1 1+ 1+ | 78 76 2+ | 0 0 0 | 0 0 0 | 1 10 9- |
| ***** | | | | | | | | | | | | | | |
| 018RU | 0 0 0 | 2 7 5- | 6 5 1+ | 0 0 0 | 20 6 14+ | 75 96 21- | 17 5 12+ | 3 2 1+ | 0 0 0 | 1 0 1+ | 50 38 12+ | 0 0 0 | 0 0 0 | 0 0 0 |
| 01850 | 0 0 0 | 0 0 0 | 5 3 2+ | 0 0 0 | 9 4+ 4+ | 56 78 22- | 12 3+ 9+ | 0 0 0 | 0 0 0 | 1 1+ 1+ | 43 36 7+ | 0 0 0 | 0 0 0 | 0 0 0 |
| 018SP | 0 0 0 | 2 7 5- | 1 2 1- | 0 0 0 | 11 1 10+ | 19 18 1+ | 5 2 3+ | 3 2 1+ | 0 0 0 | 0 0 0 | 7 2 5+ | 0 0 0 | 0 0 0 | 0 0 0 |
| 018ZZ | 0 0 0 | 0 0 0 | 2 0 2+ | 0 0 0 | 1 0 1+ | 69 33 36+ | 21 13 8+ | 6 17 11- | 5 6 1- | 0 0 0 | 28 38 10- | 0 0 0 | 0 0 0 | 1 10 9- |
| ***** | | | | | | | | | | | | | | |
| 01801 | 0 0 0 | 0 0 0 | 0 0 0 | 0 0 0 | 0 0 0 | 55 24 31+ | 16 8 8+ | 6 17 11- | 2 1 1+ | 0 0 0 | 25 36 11- | 0 0 0 | 0 0 0 | 1 10 9- |
| 01802 | 0 0 0 | 0 0 0 | 2 0 2+ | 0 0 0 | 1 0 1+ | 14 9 5+ | 5 5 0 | 0 0 0 | 3 5 2- | 0 0 0 | 3 2 1+ | 0 0 0 | 0 0 0 | 0 0 0 |
| ***** | | | | | | | | | | | | | | |
| 019AL | 0 0 0 | 4 2+ 2+ | 93 70 23+ | 0 3- 3- | 14 13+ 13+ | 249 105 144+ | 27 47 20- | 137 134 3+ | 42 16 26+ | 0 2 2- | 235 150 103+ | 0 0 0 | 13 22 9- | 3 1 2+ |
| ***** | | | | | | | | | | | | | | |
| 019RU | 0 0 0 | 4 3 1+ | 27 35 8- | 0 0 0 | 5 5+ 5+ | 118 66 52+ | 1 0 1+ | 59 50 9+ | 6 3+ 3+ | 0 0 0 | 92 51 41+ | 0 0 0 | 0 0 0 | 0 0 0 |
| 01950 | 0 0 0 | 0 0 0 | 5 4 1+ | 0 0 0 | 5 5+ 5+ | 12 1 11+ | 0 0 0 | 2 5 3- | 2 1+ 1+ | 0 0 0 | 23 5 18+ | 0 0 0 | 0 0 0 | 0 0 0 |
| 019SP | 0 0 0 | 4 3 1+ | 22 31 9- | 0 0 0 | 0 0 0 | 106 65 41+ | 1 0 1+ | 57 45 12+ | 4 2 2+ | 0 0 0 | 69 46 23+ | 0 0 0 | 0 0 0 | 0 0 0 |
| 019ZZ | 0 0 0 | 2 1 1+ | 66 35 31+ | 0 3- 3- | 9 8+ 8+ | 131 39 92+ | 26 47 21- | 78 84 6- | 36 13 23+ | 2 2- 2- | 161 99 62+ | 0 0 0 | 13 22 9- | 3 1 2+ |
| 01901 | 0 0 0 | 2 1 1+ | 35 23 12+ | 0 3- 3- | 0 1- 1- | 43 5 38+ | 25 35 10- | 24 36 12- | 8 8 0 | 0 0 0 | 105 94 11+ | 0 0 0 | 10 22 12- | 0 0 0 |
| 01902 | 0 0 0 | 0 0 0 | 0 0 0 | 0 0 0 | 0 0 0 | 0 0 0 | 0 0 0 | 0 0 0 | 0 0 0 | 0 0 0 | 0 0 0 | 0 0 0 | 0 0 0 | 0 0 0 |
| 01903 | 0 0 0 | 0 0 0 | 20 9 11+ | 0 0 0 | 9 9+ 9+ | 63 14 47+ | 0 12 12- | 50 45 5+ | 24 0 24+ | 0 0 0 | 44 0 44+ | 0 0 0 | 2 0 2+ | 2 0 2+ |
| 01904 | 0 0 0 | 0 0 0 | 11 3 8+ | 0 0 0 | 0 0 0 | 25 18 7+ | 1 0 1+ | 4 3 1+ | 4 5 1- | 0 2 2- | 12 5 7+ | 0 0 0 | 1 0 1+ | 1 1 0 |
| ***** | | | | | | | | | | | | | | |
| 020AL | 80 63 17+ | 24 18 6+ | 713 536 177+ | 1 1 0 | 87 26 61+ | 611 574 37+ | 153 141 12+ | 2526 2627 101- | 130 136 6- | 0 2 2- | 1247 1309 62- | 0 0 0 | 51 83 32- | 24 21 3+ |

PART II ARRESTS

| | | PART II ARRESTS BY CHARGE AND AGENCY TYPE | | | | ARSON | FORGERY | FRAUD | EMBEZZLE | STOLEN PROPERTY | VAIIDAL | ILLEGAL WEAPONS | |
|--------------------------|--------|---|--------|-------------|----------------|-------|---------|-------|----------|-----------------|---------|-----------------|----|
| | | JUVENILE | ADULTS | GRAND TOTAL | OTHER ASSAULTS | | | | | | | | |
| RURAL | 95 | 81 | 1524 | 1605 | 299 | 1 | 7 | 184 | 0 | 19 | 44 | 47 | |
| | 94 | 70 | 1541 | 1611 | 219 | 4 | 28 | 219 | 3 | 23 | 37 | 39 | |
| | CHANGE | 11+ | 17- | 6- | 80+ | 3- | 21- | 35- | 3- | 4- | 7+ | 8+ | |
| SHERIFF | 95 | 64 | 1046 | 1110 | 207 | 0 | 3 | 177 | 0 | 11 | 23 | 39 | |
| | 94 | 45 | 1101 | 1146 | 158 | 0 | 8 | 209 | 3 | 9 | 24 | 32 | |
| | CHANGE | 19+ | 55- | 36- | 49+ | 0 | 5- | 32- | 3- | 2+ | 1- | 7+ | |
| STATE POLICE | 95 | 17 | 478 | 495 | 92 | 1 | 4 | 7 | 0 | 8 | 21 | 8 | |
| | 94 | 25 | 440 | 465 | 61 | 4 | 20 | 10 | 0 | 14 | 13 | 7 | |
| | CHANGE | 8- | 38+ | 30+ | 31+ | 3- | 16- | 3- | 0 | 6- | 8+ | 1+ | |
| MUNICIPAL | 95 | 447 | 5462 | 5909 | 832 | 8 | 48 | 55 | 9 | 102 | 93 | 119 | |
| | 94 | 409 | 5065 | 5474 | 5474 | 5 | 45 | 36 | 7 | 100 | 87 | 114 | |
| | CHANGE | 38+ | 397+ | 435+ | 250+ | 3+ | 3+ | 19+ | 2+ | 2+ | 6+ | 5+ | |
| BELLE PD | 95 | 0 | 12 | 12 | 2 | 0 | 0 | 0 | 0 | 0 | 0 | 1 | |
| | 94 | 3 | 10 | 13 | 6 | 0 | 0 | 0 | 0 | 0 | 0 | 0 | |
| | CHANGE | 3- | 2+ | 1- | 4- | 0 | 0 | 0 | 0 | 0 | 0 | 1+ | |
| CHARLESTON PD | 95 | 285 | 4026 | 4311 | 587 | 4 | 42 | 44 | 8 | 81 | 82 | 91 | |
| | 94 | 219 | 3609 | 3828 | 415 | 3 | 37 | 36 | 7 | 55 | 75 | 80 | |
| | CHANGE | 66+ | 417+ | 483+ | 172+ | 1+ | 5+ | 8+ | 1+ | 26+ | 7+ | 11+ | |
| DUNBAR PD | 95 | 8 | 148 | 156 | 47 | 0 | 1 | 5 | 0 | 2 | 7 | 4 | |
| | 94 | 19 | 129 | 148 | 56 | 0 | 0 | 0 | 0 | 2 | 4 | 5 | |
| | CHANGE | 11- | 19+ | 8+ | 9- | 0 | 1+ | 5+ | 0 | 0 | 3+ | 1- | |
| NITRO PD | 95 | 37 | 149 | 186 | 20 | 0 | 1 | 5 | 0 | 3 | 1 | 7 | |
| | 94 | 33 | 57 | 90 | 16 | 2 | 1 | 0 | 0 | 3 | 8 | 1 | |
| | CHANGE | 4+ | 92+ | 96+ | 4+ | 2- | 0 | 5+ | 0 | 0 | 7- | 6+ | |
| ST ALBANS PD | 95 | 7 | 388 | 395 | 16 | 0 | 0 | 0 | 0 | 0 | 0 | 0 | |
| | 94 | 0 | 511 | 511 | 16 | 0 | 3 | 0 | 0 | 19 | 0 | 0 | |
| | CHANGE | 7+ | 123- | 116- | 16+ | 0 | 3- | 0 | 0 | 19- | 0 | 3- | |
| SOUTH CHARLESTON PD | 95 | 84 | 569 | 653 | 121 | 1 | 2 | 0 | 0 | 13 | 0 | 15 | |
| | 94 | 123 | 613 | 736 | 78 | 0 | 2 | 0 | 0 | 19 | 0 | 24 | |
| | CHANGE | 39- | 44- | 83- | 43+ | 1+ | 0 | 0 | 0 | 6- | 0 | 9- | |
| CHESAPEAKE PD | 95 | 17 | 74 | 91 | 26 | 3 | 2 | 1 | 0 | 0 | 0 | 1 | |
| | 94 | 10 | 27 | 37 | 1 | 0 | 0 | 0 | 0 | 0 | 0 | 0 | |
| | CHANGE | 7+ | 47+ | 54+ | 25+ | 3+ | 2+ | 1+ | 0 | 0 | 0 | 1+ | |
| MARMET PD | 95 | 5 | 44 | 49 | 7 | 0 | 0 | 0 | 1 | 1 | 3 | 0 | |
| | 94 | 0 | 53 | 53 | 6 | 0 | 0 | 0 | 0 | 0 | 0 | 1 | |
| | CHANGE | 5+ | 9- | 4- | 1+ | 0 | 0 | 0 | 1+ | 1+ | 3+ | 1- | |
| CLENDENIN PD | 95 | 4 | 28 | 32 | 0 | 0 | 0 | 0 | 0 | 0 | 0 | 0 | |
| | 94 | 0 | 21 | 21 | 1 | 0 | 2 | 0 | 0 | 0 | 0 | 0 | |
| | CHANGE | 4+ | 7+ | 11+ | 1- | 0 | 2- | 0 | 0 | 0 | 0 | 0 | |
| CEDAR GROVE PD | 95 | 0 | 12 | 12 | 0 | 0 | 0 | 0 | 0 | 2 | 0 | 0 | |
| | 94 | 2 | 24 | 26 | 0 | 0 | 0 | 0 | 0 | 0 | 0 | 0 | |
| | CHANGE | 2- | 12- | 14- | 0 | 0 | 0 | 0 | 0 | 2+ | 0 | 0 | |
| W VA ST COLLEGE SECURITY | 95 | 0 | 12 | 12 | 6 | 0 | 0 | 0 | 0 | 0 | 0 | 0 | |
| | 94 | 0 | 11 | 11 | 3 | 0 | 0 | 0 | 0 | 2- | 0 | 0 | |
| | CHANGE | 0 | 1+ | 1+ | 3+ | 0 | 0 | 0 | 0 | 0 | 0 | 0 | |
| LEHIS CTY | TOTAL | 95 | 33 | 328 | 361 | 62 | 0 | 5 | 33 | 0 | 6 | 8 | |
| | 94 | 22 | 268 | 290 | 63 | 0 | 5 | 45 | 0 | 1 | 7 | 8 | |
| | CHANGE | 11+ | 60+ | 71+ | 1- | 0 | 0 | 12- | 0 | 5+ | 1- | 5+ | |
| RURAL | 95 | 16 | 263 | 279 | 36 | 0 | 5 | 33 | 0 | 4 | 6 | 8 | |
| | 94 | 8 | 197 | 205 | 26 | 0 | 3 | 45 | 0 | 0 | 6 | 3 | |
| | CHANGE | 8+ | 66+ | 74+ | 10+ | 0 | 2+ | 12- | 0 | 4+ | 0 | 5+ | |
| SHERIFF | 95 | 3 | 125 | 128 | 22 | 0 | 0 | 32 | 0 | 0 | 6 | 5 | |
| | 94 | 7 | 117 | 124 | 16 | 0 | 2 | 44 | 0 | 0 | 6 | 3 | |
| | CHANGE | 4- | 8+ | 4+ | 6+ | 0 | 2- | 12- | 0 | 0 | 0 | 2+ | |
| STATE POLICE | 95 | 13 | 138 | 151 | 14 | 0 | 5 | 1 | 0 | 4 | 0 | 3 | |
| | 94 | 1 | 80 | 81 | 10 | 0 | 1 | 1 | 0 | 0 | 0 | 0 | |
| | CHANGE | 12+ | 58+ | 70+ | 4+ | 0 | 4+ | 0 | 0 | 4+ | 0 | 3+ | |
| MUNICIPAL | 95 | 17 | 65 | 82 | 26 | 0 | 0 | 0 | 0 | 2 | 0 | 0 | |
| | 94 | 14 | 71 | 85 | 37 | 0 | 2 | 0 | 0 | 1 | 1 | 0 | |
| | CHANGE | 3+ | 6- | 3- | 11- | 0 | 2- | 0 | 0 | 1+ | 1- | 0 | |
| NESTON PD | 95 | 17 | 65 | 82 | 26 | 0 | 0 | 0 | 0 | 2 | 0 | 0 | |
| | 94 | 14 | 71 | 85 | 37 | 0 | 2 | 0 | 0 | 1 | 1 | 0 | |
| | CHANGE | 3+ | 6- | 3- | 11- | 0 | 2- | 0 | 0 | 1+ | 1- | 0 | |
| LINCOLN CTY | TOTAL | 95 | 28 | 577 | 605 | 169 | 1 | 15 | 5 | 0 | 2 | 36 | 31 |
| | 94 | 22 | 429 | 451 | 133 | 2 | 1 | 0 | 0 | 20 | 39 | 33 | |
| | CHANGE | 6+ | 148+ | 154+ | 36+ | 1- | 14+ | 5+ | 0 | 18- | 3- | 2- | |
| RURAL | 95 | 28 | 577 | 605 | 169 | 1 | 15 | 5 | 0 | 2 | 36 | 31 | |
| | 94 | 22 | 429 | 451 | 133 | 2 | 1 | 0 | 0 | 20 | 39 | 33 | |
| | CHANGE | 6+ | 148+ | 154+ | 36+ | 1- | 14+ | 5+ | 0 | 18- | 3- | 2- | |
| SHERIFF | 95 | 1 | 9 | 10 | 0 | 0 | 0 | 1 | 0 | 0 | 0 | 4 | |
| | 94 | 0 | 7 | 7 | 0 | 0 | 0 | 0 | 0 | 0 | 0 | 5 | |
| | CHANGE | 1+ | 2+ | 3+ | 0 | 0 | 0 | 1+ | 0 | 0 | 0 | 1- | |
| STATE POLICE | 95 | 27 | 568 | 595 | 169 | 1 | 15 | 4 | 0 | 2 | 36 | 27 | |
| | 94 | 22 | 422 | 444 | 133 | 2 | 1 | 0 | 0 | 20 | 39 | 28 | |
| | CHANGE | 5+ | 146+ | 151+ | 36+ | 1- | 14+ | 4+ | 0 | 18- | 3- | 1- | |

PART II ARRESTS

| | COML VICE | SEX OFFENSES | PART II NARCOTIC AND DRUG | GAMBLING | ARRESTS BY CHARGE FAMILY OFFENSES | DRIVING UND INFL | AND AGENCY TYPE LIQUOR LAMS | DRUNK-ENNESS | DISORD CONDUCT | VAGRANCY | OTHER OFFENSES | SUSPICION | CURFEM LOITER | RUN-AWAYS |
|-------|-----------------|----------------|---------------------------|--------------|-----------------------------------|-------------------|-----------------------------|---------------------|------------------|--------------|--------------------|-------------|-----------------|----------------|
| 020RU | 0 0 | 4 4 0 | 138 81 57+ | 1 1 0 | 74 6 68+ | 247 226 21+ | 3 0 3+ | 228 231 3- | 6 7 1- | 0 0 0 | 293 482 189- | 0 0 0 | 0 0 0 | 10 1 9+ |
| 020SO | 0 0 0 | 2 2 0 | 101 49 52+ | 1 0 1+ | 59 3 56+ | 115 96 19+ | 1 0 1+ | 180 179 1+ | 3 7 4- | 0 0 0 | 181 367 186- | 0 0 0 | 0 0 0 | 7 0 7+ |
| 020SP | 0 0 0 | 2 2 0 | 37 32 5+ | 0 1 1- | 15 3 12+ | 132 130 2+ | 2 0 2+ | 48 52 4- | 3 0 3+ | 0 0 0 | 112 115 3- | 0 0 0 | 0 0 0 | 3 1 2+ |
| 020ZZ | 80 63 17+ | 20 14 6+ | 575 455 120+ | 0 0 0 | 13 20 7- | 364 348 16+ | 150 141 9+ | 2298 2396 98- | 124 129 5- | 0 2 2- | 954 827 127+ | 0 0 0 | 51 83 32- | 14 20 6- |
| 02001 | 0 0 0 | 0 0 0 | 4 0 4+ | 0 0 0 | 0 0 0 | 4 4 0 | 0 0 0 | 1 2 1- | 0 0 0 | 0 0 0 | 0 1 1- | 0 0 0 | 0 0 0 | 0 0 0 |
| 02002 | 80 63 17+ | 19 13 6+ | 458 347 111+ | 0 0 0 | 0 6 6- | 164 141 23+ | 142 118 24+ | 1793 1803 10- | 79 69 10+ | 0 0 0 | 637 555 82+ | 0 0 0 | 0 0 0 | 0 5 5- |
| 02003 | 0 0 0 | 0 0 0 | 2 2 0 | 0 0 0 | 0 0 0 | 24 17 7+ | 0 0 0 | 36 45 9- | 2 4 2- | 0 0 0 | 25 10 15+ | 0 0 0 | 0 2 2- | 1 1 0 |
| 02004 | 0 0 0 | 0 0 0 | 30 14 16+ | 0 0 0 | 4 3 3+ | 28 7 21+ | 0 0 0 | 18 3 15+ | 8 9 1- | 0 0 0 | 52 5 47+ | 0 0 0 | 7 16 9- | 2 4 2- |
| 02005 | 0 0 0 | 0 0 0 | 1 12 11- | 0 0 0 | 6 13 7- | 79 96 17- | 0 10 10- | 213 267 54- | 2 0 2+ | 0 0 0 | 72 88 16- | 0 0 0 | 4 0 4+ | 2 0 2+ |
| 02006 | 0 0 0 | 1 0 1+ | 77 70 7+ | 0 0 0 | 0 0 0 | 45 62 17- | 5 12 7- | 180 232 52- | 24 36 12- | 0 1 1- | 137 136 1+ | 0 0 0 | 29 60 31- | 3 4 1- |
| 02007 | 0 0 0 | 0 0 0 | 1 2 1- | 0 0 0 | 2 0 2+ | 6 3 3+ | 5 0 3+ | 12 12 0 | 7 8 1- | 0 0 0 | 17 2 15+ | 0 0 0 | 7 5 2+ | 3 4 1- |
| 02008 | 0 0 0 | 0 0 0 | 0 6 6- | 0 0 0 | 0 0 0 | 1 5 4- | 0 0 0 | 24 10 14+ | 0 0 0 | 0 0 0 | 9 25 16- | 0 0 0 | 0 0 0 | 3 0 3+ |
| 02014 | 0 0 0 | 0 1 1- | 0 0 0 | 0 0 0 | 0 0 0 | 9 6 3+ | 0 0 0 | 17 8 9+ | 2 2 0 | 0 1 1- | 0 0 0 | 0 0 0 | 4 0 4+ | 0 0 0 |
| 02016 | 0 0 0 | 0 0 0 | 1 0 1+ | 0 0 0 | 1 0 1+ | 4 7 3- | 0 0 0 | 4 14 10- | 0 1 1- | 0 0 0 | 0 2 2- | 0 0 0 | 0 0 0 | 0 2 2- |
| 02020 | 0 0 0 | 0 0 0 | 1 2 1- | 0 0 0 | 0 0 0 | 0 0 0 | 0 1 1- | 0 0 0 | 0 0 0 | 0 0 0 | 5 3 2+ | 0 0 0 | 0 0 0 | 0 0 0 |
| 021AL | 0 0 0 | 0 1 1- | 59 26 33+ | 0 0 0 | 7 7 0 | 65 54 11+ | 19 0 19+ | 17 19 2- | 4 2 2+ | 0 0 0 | 56 51 5+ | 0 0 0 | 3 0 3+ | 11 6 5+ |
| 021RU | 0 0 0 | 0 1 1- | 55 25 30+ | 0 0 0 | 7 6 1+ | 44 41 3+ | 19 8 19+ | 8 8 0 | 2 2 2+ | 0 0 0 | 49 0 10+ | 0 0 0 | 0 0 0 | 3 2 1+ |
| 021SO | 0 0 0 | 0 0 0 | 25 12 13+ | 0 0 0 | 7 4 3+ | 3 1 2+ | 0 0 0 | 1 1 0 | 2 0 2+ | 0 0 0 | 24 33 9- | 0 0 0 | 0 0 0 | 1 2 1- |
| 021SP | 0 0 0 | 0 1 1- | 30 13 17+ | 0 0 0 | 0 2 2- | 41 40 1+ | 19 0 19+ | 7 7 0 | 0 0 0 | 0 0 0 | 25 6 19+ | 0 0 0 | 0 0 0 | 2 0 2+ |
| 021ZZ | 0 0 0 | 0 0 0 | 4 1 3+ | 0 0 0 | 0 1 1- | 21 13 8+ | 0 0 0 | 9 11 2- | 2 2 0 | 0 0 0 | 7 12 5- | 0 0 0 | 3 0 3+ | 8 4 4+ |
| 02101 | 0 0 0 | 0 0 0 | 4 1 3+ | 0 0 0 | 0 1 1- | 21 13 8+ | 0 0 0 | 9 11 2- | 2 2 0 | 0 0 0 | 7 12 5- | 0 0 0 | 3 0 3+ | 8 4 4+ |
| 022AL | 0 0 0 | 9 3 6+ | 57 41 16+ | 0 0 0 | 9 4 5+ | 98 80 18+ | 0 0 0 | 13 28 15- | 0 0 0 | 0 0 0 | 160 66 94+ | 0 0 0 | 0 0 0 | 0 1 1- |
| 022RU | 0 0 0 | 9 3 6+ | 57 41 16+ | 0 0 0 | 9 4 5+ | 98 80 18+ | 0 0 0 | 13 28 15- | 0 0 0 | 0 0 0 | 160 66 94+ | 0 0 0 | 0 0 0 | 0 1 1- |
| 022SO | 0 0 0 | 0 0 0 | 2 2 0 | 0 0 0 | 0 0 0 | 1 0 1+ | 0 0 0 | 0 0 0 | 0 0 0 | 0 0 0 | 2 0 2+ | 0 0 0 | 0 0 0 | 0 0 0 |
| 022SP | 0 0 0 | 9 3 6+ | 55 39 16+ | 0 0 0 | 9 4 5+ | 97 80 17+ | 0 0 0 | 13 28 15- | 0 0 0 | 0 0 0 | 158 66 92+ | 0 0 0 | 0 0 0 | 0 1 1- |

PART II ARRESTS

| | | PART II ARRESTS BY CHARGE AND AGENCY TYPE | | | | ARSON | FORGERY | FRAUD | EMBEZZLE | STOLEN PROPERTY | VANDAL | ILLEGAL WEAPONS | |
|---------------|---------------------|---|--------|-------------|----------------|-------|---------|-------|----------|-----------------|--------|-----------------|----|
| | | JUVENILE | ADULTS | GRAND TOTAL | OTHER ASSAULTS | | | | | | | | |
| LOGAN CTY | TOTAL | 95 | 52 | 878 | 930 | 127 | 2 | 5 | 1 | 0 | 9 | 15 | 27 |
| | 94 | 72 | 1219 | 1291 | 117 | 2 | 1 | 6 | 1 | 16 | 17 | 47 | |
| | CHANGE | 20- | 341- | 361- | 18+ | 0 | 4+ | 5- | 1- | 7- | 2- | 20- | |
| | RURAL | 95 | 35 | 582 | 617 | 111 | 1 | 3 | 1 | 0 | 6 | 14 | 21 |
| | 94 | 50 | 762 | 812 | 102 | 1 | 1 | 6 | 1 | 15 | 17 | 31 | |
| | CHANGE | 15- | 180- | 195- | 9+ | 0 | 2+ | 3- | 1- | 9- | 3- | 10- | |
| | SHERIFF | 95 | 2 | 269 | 271 | 45 | 0 | 3 | 1 | 0 | 5 | 1 | 14 |
| | 94 | 1 | 248 | 249 | 35 | 0 | 0 | 4 | 1 | 3 | 0 | 16 | |
| | CHANGE | 1+ | 21+ | 22+ | 10+ | 0 | 3+ | 3- | 1- | 2+ | 1+ | 2- | |
| | STATE POLICE | 95 | 33 | 313 | 346 | 66 | 1 | 0 | 0 | 1 | 13 | 7 | |
| | 94 | 49 | 514 | 563 | 67 | 1 | 1 | 2 | 0 | 12 | 17 | 15 | |
| | CHANGE | 16- | 201- | 217- | 1- | 0 | 1- | 2- | 0 | 11- | 4- | 8- | |
| | MUNICIPAL | 95 | 17 | 296 | 313 | 16 | 1 | 2 | 0 | 3 | 1 | 6 | |
| | 94 | 22 | 457 | 479 | 15 | 1 | 0 | 0 | 0 | 1 | 0 | 16 | |
| | CHANGE | 5- | 161- | 166- | 1+ | 0 | 2+ | 0 | 0 | 2+ | 1+ | 10- | |
| | LOGAN PD | 95 | 9 | 158 | 167 | 9 | 1 | 0 | 0 | 0 | 0 | 5 | |
| | 94 | 22 | 308 | 330 | 10 | 1 | 0 | 0 | 0 | 1 | 0 | 11 | |
| | CHANGE | 13- | 150- | 163- | 1- | 0 | 0 | 0 | 0 | 1- | 0 | 6- | |
| | MAN PD | 95 | 7 | 73 | 80 | 3 | 0 | 1 | 0 | 0 | 1 | 1 | |
| | 94 | 0 | 50 | 50 | 0 | 0 | 0 | 0 | 0 | 0 | 0 | 0 | |
| | CHANGE | 7+ | 23+ | 30+ | 3+ | 0 | 1+ | 0 | 0 | 0 | 1+ | 0 | |
| | CHAPMANVILLE PD | 95 | 1 | 65 | 66 | 4 | 0 | 1 | 0 | 3 | 0 | 0 | |
| | 94 | 0 | 99 | 99 | 5 | 0 | 0 | 0 | 0 | 0 | 0 | 4 | |
| | CHANGE | 1+ | 34- | 33- | 1- | 0 | 1+ | 0 | 0 | 3+ | 0 | 4- | |
| | HITCHELL HEIGHTS PD | 95 | 0 | 0 | 0 | 0 | 0 | 0 | 0 | 0 | 0 | 0 | |
| | 94 | 0 | 0 | 0 | 0 | 0 | 0 | 0 | 0 | 0 | 0 | | |
| | CHANGE | 0 | 0 | 0 | 0 | 0 | 0 | 0 | 0 | 0 | 0 | | |
| MCDONNELL CTY | TOTAL | 95 | 25 | 1282 | 1307 | 254 | 4 | 8 | 119 | 0 | 16 | 32 | 48 |
| | 94 | 10 | 1182 | 1192 | 211 | 2 | 10 | 166 | 0 | 7 | 29 | 30 | |
| | CHANGE | 15+ | 100+ | 115+ | 43+ | 4+ | 2- | 47- | 0 | 7+ | 3+ | 18+ | |
| | RURAL | 95 | 24 | 1125 | 1149 | 209 | 4 | 8 | 119 | 0 | 13 | 32 | 45 |
| | 94 | 4 | 1032 | 1036 | 181 | 2 | 8 | 166 | 0 | 5 | 29 | 21 | |
| | CHANGE | 20+ | 93+ | 113+ | 28+ | 2+ | 0 | 47- | 0 | 8+ | 3+ | 24+ | |
| | SHERIFF | 95 | 0 | 693 | 693 | 96 | 2 | 8 | 119 | 0 | 5 | 21 | 25 |
| | 94 | 0 | 807 | 807 | 132 | 2 | 2 | 165 | 0 | 3 | 9 | 9 | |
| | CHANGE | 0 | 114- | 114- | 36- | 0 | 6+ | 46- | 0 | 2+ | 12+ | 16+ | |
| | STATE POLICE | 95 | 24 | 432 | 456 | 113 | 2 | 0 | 0 | 8 | 11 | 20 | |
| | 94 | 4 | 225 | 229 | 49 | 0 | 6 | 1 | 0 | 2 | 20 | 12 | |
| | CHANGE | 20+ | 207+ | 227+ | 64+ | 2+ | 6- | 1- | 0 | 6+ | 9- | 8+ | |
| | MUNICIPAL | 95 | 1 | 157 | 158 | 45 | 2 | 0 | 0 | 1 | 0 | 3 | |
| | 94 | 6 | 150 | 156 | 30 | 0 | 2 | 0 | 0 | 2 | 0 | 9 | |
| | CHANGE | 5- | 7+ | 2+ | 15+ | 2+ | 2- | 0 | 0 | 1- | 0 | 6- | |
| | HAR PD | 95 | 0 | 0 | 0 | 0 | 0 | 0 | 0 | 0 | 0 | 0 | |
| | 94 | 0 | 0 | 0 | 0 | 0 | 0 | 0 | 0 | 0 | 0 | | |
| | CHANGE | 0 | 0 | 0 | 0 | 0 | 0 | 0 | 0 | 0 | 0 | | |
| | WELCH PD | 95 | 1 | 148 | 149 | 42 | 2 | 0 | 0 | 1 | 0 | 3 | |
| | 94 | 2 | 130 | 132 | 27 | 0 | 2 | 0 | 0 | 1 | 0 | 7 | |
| | CHANGE | 1- | 18+ | 17+ | 15+ | 2+ | 2- | 0 | 0 | 0 | 0 | 4- | |
| | NORTH FORM PD | 95 | 0 | 2 | 2 | 1 | 0 | 0 | 0 | 0 | 0 | 0 | |
| | 94 | 4 | 12 | 16 | 2 | 0 | 0 | 0 | 0 | 1 | 0 | 2 | |
| | CHANGE | 4- | 10- | 14- | 2- | 0 | 0 | 0 | 0 | 1- | 0 | 2- | |
| | DAVY PD | 95 | 0 | 2 | 2 | 1 | 0 | 0 | 0 | 0 | 0 | 0 | |
| | 94 | 0 | 3 | 3 | 0 | 0 | 0 | 0 | 0 | 0 | 0 | | |
| | CHANGE | 0 | 1- | 1- | 1+ | 0 | 0 | 0 | 0 | 0 | 0 | | |
| | KIMBALL PD | 95 | 0 | 5 | 5 | 2 | 0 | 0 | 0 | 0 | 0 | 0 | |
| | 94 | 0 | 5 | 5 | 1 | 0 | 0 | 0 | 0 | 0 | 0 | | |
| | CHANGE | 0 | 0 | 0 | 1+ | 0 | 0 | 0 | 0 | 0 | 0 | | |
| MARION CTY | TOTAL | 95 | 44 | 1238 | 1282 | 217 | 1 | 7 | 67 | 18 | 0 | 13 | 22 |
| | 94 | 42 | 1380 | 1422 | 211 | 3 | 9 | 330 | 3 | 7 | 20 | 13 | |
| | CHANGE | 2+ | 142- | 140- | 6+ | 2- | 2- | 263- | 15+ | 7- | 7- | 9+ | |
| | RURAL | 95 | 6 | 537 | 543 | 78 | 0 | 3 | 66 | 18 | 0 | 12 | 8 |
| | 94 | 11 | 720 | 731 | 77 | 0 | 2 | 327 | 0 | 1 | 18 | 1 | |
| | CHANGE | 5- | 183- | 188- | 1+ | 0 | 1+ | 261- | 18+ | 1- | 6- | 7+ | |
| | SHERIFF | 95 | 5 | 422 | 427 | 65 | 0 | 2 | 65 | 16 | 0 | 8 | 3 |
| | 94 | 3 | 603 | 606 | 70 | 0 | 2 | 324 | 0 | 0 | 14 | 0 | |
| | CHANGE | 2+ | 181- | 179- | 5- | 0 | 0 | 259- | 16+ | 0 | 6- | 3+ | |
| | STATE POLICE | 95 | 1 | 115 | 116 | 13 | 0 | 1 | 1 | 2 | 0 | 4 | 5 |
| | 94 | 8 | 117 | 125 | 7 | 0 | 0 | 3 | 0 | 1 | 4 | 1 | |
| | CHANGE | 7- | 2- | 9- | 6+ | 0 | 1+ | 2- | 2+ | 1- | 0 | 4+ | |
| | MUNICIPAL | 95 | 38 | 701 | 739 | 139 | 1 | 4 | 1 | 0 | 0 | 1 | 14 |
| | 94 | 31 | 660 | 691 | 134 | 3 | 7 | 3 | 3 | 6 | 2 | 12 | |
| | CHANGE | 7+ | 41+ | 48+ | 5+ | 2- | 3- | 2- | 3- | 6- | 1- | 2+ | |
| | FAIRHONT PD | 95 | 35 | 659 | 694 | 125 | 1 | 2 | 1 | 0 | 1 | 12 | |
| | 94 | 30 | 623 | 653 | 129 | 3 | 7 | 3 | 3 | 6 | 1 | 12 | |
| | CHANGE | 5+ | 36+ | 41+ | 4- | 2- | 5- | 2- | 3- | 6- | 0 | 0 | |

PART II ARRESTS

| | CONL VICE | SEX OFFENSES | NARCOTIC AND DRUG | PART II GAMBLING | ARRESTS BY CHARGE FAMILY OFFENSES | DRIVING UND INFL | LIQUOR LAWS | DRUNK-ENNESS | DISORD CONDUCT | VAGRANCY | OTHER OFFENSES | SUSPICION | CURFEW LOITER | RUN-AWAYS |
|-------|-----------|--------------|-------------------|------------------|-----------------------------------|------------------|-------------|--------------|----------------|----------|----------------|-----------|---------------|-----------|
| 023AL | 1 | 2 | 106 | 0 | 41 | 228 | 17 | 212 | 15 | 1 | 99 | 0 | 2 | 20 |
| | 0 | 0 | 159 | 0 | 13 | 416 | 18 | 318 | 27 | 0 | 105 | 0 | 4 | 51 |
| | 0 | 2+ | 53- | 0 | 28+ | 188- | 1- | 98- | 12- | 1+ | 6- | 0 | 2- | 11- |
| 023RU | 0 | 1 | 78 | 0 | 40 | 133 | 13 | 99 | 0 | 0 | 76 | 0 | 0 | 20 |
| | 0 | 0 | 120 | 0 | 8 | 232 | 12 | 141 | 1 | 0 | 95 | 0 | 0 | 29 |
| | 0 | 1+ | 42- | 0 | 32+ | 99- | 1+ | 42- | 1- | 0 | 19- | 0 | 0 | 9- |
| 02350 | 0 | 1 | 25 | 0 | 34 | 43 | 5 | 52 | 0 | 0 | 42 | 0 | 0 | 0 |
| | 0 | 0 | 31 | 0 | 0 | 80 | 0 | 42 | 0 | 0 | 37 | 0 | 0 | 0 |
| | 0 | 1+ | 6- | 0 | 34+ | 37- | 5+ | 10+ | 0 | 0 | 5+ | 0 | 0 | 0 |
| 0235P | 0 | 0 | 53 | 0 | 6 | 90 | 8 | 47 | 0 | 0 | 34 | 0 | 0 | 20 |
| | 0 | 0 | 89 | 0 | 8 | 152 | 12 | 99 | 1 | 0 | 58 | 0 | 0 | 29 |
| | 0 | 0 | 36- | 0 | 2- | 62- | 4- | 52- | 1- | 0 | 24- | 0 | 0 | 9- |
| 0232Z | 1 | 1 | 28 | 0 | 1 | 95 | 4 | 113 | 15 | 1 | 23 | 0 | 2 | 0 |
| | 1 | 0 | 39 | 0 | 5 | 184 | 6 | 169 | 26 | 0 | 10 | 0 | 4 | 0 |
| | 0 | 1+ | 11- | 0 | 4- | 89- | 2- | 56- | 11- | 1+ | 13+ | 0 | 2- | 2- |
| 02301 | 1 | 0 | 20 | 0 | 1 | 37 | 0 | 67 | 11 | 0 | 15 | 0 | 0 | 0 |
| | 1 | 0 | 36 | 0 | 2 | 78 | 6 | 144 | 25 | 0 | 9 | 0 | 4 | 2 |
| | 0 | 0 | 16- | 0 | 1- | 41- | 6- | 77- | 14- | 0 | 6+ | 0 | 4- | 2- |
| 02302 | 0 | 0 | 4 | 0 | 0 | 36 | 4 | 24 | 2 | 0 | 2 | 0 | 2 | 0 |
| | 0 | 0 | 1 | 0 | 3 | 41 | 0 | 3 | 1 | 0 | 0 | 0 | 0 | 0 |
| | 0 | 0 | 3+ | 0 | 3- | 5- | 4+ | 21+ | 1+ | 0 | 2+ | 0 | 2+ | 0 |
| 02303 | 0 | 1 | 4 | 0 | 0 | 22 | 0 | 22 | 2 | 1 | 6 | 0 | 0 | 0 |
| | 0 | 0 | 2+ | 0 | 0 | 65 | 0 | 22 | 0 | 0 | 1 | 0 | 0 | 0 |
| | 0 | 1+ | 0 | 0 | 0 | 43- | 0 | 0 | 2+ | 1+ | 5+ | 0 | 0 | 0 |
| 02306 | 0 | 0 | 0 | 0 | 0 | 0 | 0 | 0 | 0 | 0 | 0 | 0 | 0 | 0 |
| | 0 | 0 | 0 | 0 | 0 | 0 | 0 | 0 | 0 | 0 | 0 | 0 | 0 | 0 |
| | 0 | 0 | 0 | 0 | 0 | 0 | 0 | 0 | 0 | 0 | 0 | 0 | 0 | 0 |
| 024AL | 0 | 10 | 123 | 0 | 62 | 201 | 17 | 41 | 19 | 2 | 350 | 0 | 0 | 1 |
| | 0 | 5 | 73 | 0 | 36 | 211 | 7 | 22 | 24 | 4 | 351 | 0 | 4 | 0 |
| | 0 | 5+ | 50+ | 0 | 26+ | 10- | 10+ | 19+ | 5- | 2- | 1- | 0 | 4- | 1+ |
| 024RU | 0 | 9 | 115 | 0 | 61 | 154 | 17 | 26 | 8 | 2 | 326 | 0 | 0 | 1 |
| | 0 | 4 | 64 | 0 | 36 | 179 | 7 | 17 | 8 | 4 | 305 | 0 | 0 | 0 |
| | 0 | 5+ | 51+ | 0 | 25+ | 25- | 10+ | 9+ | 0 | 2- | 21+ | 0 | 0 | 1+ |
| 02450 | 0 | 7 | 30 | 0 | 43 | 103 | 1 | 0 | 4 | 1 | 228 | 0 | 0 | 0 |
| | 0 | 3 | 31 | 0 | 28 | 143 | 3 | 1 | 4 | 4 | 268 | 0 | 0 | 0 |
| | 0 | 4+ | 1- | 0 | 15+ | 40- | 2- | 1- | 0 | 3- | 40- | 0 | 0 | 0 |
| 0245P | 0 | 2 | 85 | 0 | 18 | 51 | 16 | 26 | 4 | 1 | 98 | 0 | 0 | 1 |
| | 0 | 1 | 33 | 0 | 8 | 36 | 4 | 16 | 4 | 0 | 37 | 0 | 0 | 0 |
| | 0 | 1+ | 52+ | 0 | 10+ | 15+ | 12+ | 10+ | 0 | 1+ | 61+ | 0 | 0 | 1+ |
| 0242Z | 0 | 1 | 8 | 0 | 1 | 47 | 0 | 15 | 11 | 0 | 24 | 0 | 0 | 0 |
| | 0 | 0 | 9 | 0 | 0 | 32 | 0 | 5 | 16 | 0 | 46 | 0 | 4 | 0 |
| | 0 | 0 | 1- | 0 | 1+ | 15+ | 0 | 10+ | 5- | 0 | 22- | 0 | 4- | 0 |
| 02402 | 0 | 0 | 0 | 0 | 0 | 0 | 0 | 0 | 0 | 0 | 0 | 0 | 0 | 0 |
| | 0 | 0 | 0 | 0 | 0 | 0 | 0 | 0 | 0 | 0 | 0 | 0 | 0 | 0 |
| | 0 | 0 | 0 | 0 | 0 | 0 | 0 | 0 | 0 | 0 | 0 | 0 | 0 | 0 |
| 02403 | 0 | 1 | 8 | 0 | 0 | 42 | 0 | 15 | 11 | 0 | 24 | 0 | 0 | 0 |
| | 0 | 1 | 9 | 0 | 0 | 26 | 0 | 5 | 14 | 0 | 40 | 0 | 0 | 0 |
| | 0 | 0 | 1- | 0 | 0 | 16+ | 0 | 10+ | 3- | 0 | 16- | 0 | 0 | 0 |
| 02406 | 0 | 0 | 0 | 0 | 0 | 2 | 0 | 0 | 0 | 0 | 0 | 0 | 0 | 0 |
| | 0 | 0 | 0 | 0 | 0 | 2 | 0 | 0 | 2 | 0 | 3 | 0 | 4 | 0 |
| | 0 | 0 | 0 | 0 | 0 | 0 | 0 | 0 | 2- | 0 | 3- | 0 | 4- | 0 |
| 02407 | 0 | 0 | 0 | 0 | 0 | 1 | 0 | 0 | 0 | 0 | 0 | 0 | 0 | 0 |
| | 0 | 0 | 0 | 0 | 0 | 0 | 0 | 0 | 0 | 0 | 3 | 0 | 0 | 0 |
| | 0 | 0 | 0 | 0 | 0 | 1+ | 0 | 0 | 0 | 0 | 3- | 0 | 0 | 0 |
| 02408 | 0 | 0 | 0 | 0 | 1 | 2 | 0 | 0 | 0 | 0 | 0 | 0 | 0 | 0 |
| | 0 | 0 | 0 | 0 | 0 | 4 | 0 | 0 | 0 | 0 | 0 | 0 | 0 | 0 |
| | 0 | 0 | 0 | 0 | 1+ | 2- | 0 | 0 | 0 | 0 | 0 | 0 | 0 | 0 |
| 025AL | 7 | 5 | 58 | 1 | 0 | 417 | 16 | 102 | 51 | 0 | 264 | 0 | 1 | 15 |
| | 5 | 5 | 47 | 2 | 0 | 279 | 59 | 140 | 53 | 0 | 218 | 0 | 4 | 14 |
| | 2+ | 0 | 11+ | 1- | 0 | 138+ | 43- | 38- | 2- | 0 | 46+ | 0 | 3- | 1+ |
| 025RU | 1 | 1 | 24 | 0 | 0 | 208 | 10 | 20 | 0 | 0 | 93 | 0 | 0 | 1 |
| | 0 | 0 | 21 | 0 | 0 | 138 | 53 | 5 | 0 | 0 | 83 | 0 | 0 | 5 |
| | 1+ | 1+ | 3+ | 0 | 0 | 70+ | 43- | 15+ | 0 | 0 | 10+ | 0 | 0 | 4- |
| 02550 | 1 | 1 | 13 | 0 | 0 | 164 | 7 | 15 | 0 | 0 | 67 | 0 | 0 | 0 |
| | 0 | 0 | 13 | 0 | 0 | 105 | 4 | 3 | 0 | 0 | 70 | 0 | 0 | 1 |
| | 1+ | 1+ | 0 | 0 | 0 | 59+ | 3+ | 12+ | 0 | 0 | 3- | 0 | 0 | 1- |
| 0255P | 0 | 0 | 11 | 0 | 0 | 44 | 3 | 5 | 0 | 0 | 26 | 0 | 0 | 1 |
| | 0 | 0 | 8 | 0 | 0 | 35 | 49 | 2 | 0 | 0 | 13 | 0 | 0 | 4 |
| | 0 | 0 | 3+ | 0 | 0 | 11+ | 46- | 3+ | 0 | 0 | 13+ | 0 | 0 | 3- |
| 0252Z | 6 | 4 | 34 | 1 | 0 | 209 | 6 | 82 | 51 | 0 | 171 | 0 | 1 | 14 |
| | 5 | 5 | 26 | 2 | 0 | 141 | 6 | 135 | 53 | 0 | 135 | 0 | 4 | 9 |
| | 1+ | 1- | 8+ | 1- | 0 | 68+ | 0 | 53- | 2- | 0 | 36+ | 0 | 3- | 5+ |
| 02501 | 6 | 4 | 34 | 1 | 0 | 190 | 5 | 82 | 45 | 0 | 171 | 0 | 0 | 14 |
| | 5 | 4 | 25 | 1 | 0 | 125 | 6 | 130 | 47 | 0 | 134 | 0 | 3 | 9 |
| | 1+ | 0 | 9+ | 0 | 0 | 65+ | 1- | 48- | 2- | 0 | 37+ | 0 | 3- | 5+ |

PART II ARRESTS

| | | PART II ARRESTS BY CHARGE | | | AGENCY TYPE | ARSON | FORGERY | FRAUD | EMBEZZLE | STOLEN PROPERTY | VAN DAL | ILLEGAL WEAPONS |
|--------------------|--------|---------------------------|--------|-----------------|----------------|-------|---------|-------|----------|-----------------|---------|-----------------|
| | | JUVENILE | ADULTS | AND GRAND TOTAL | OTHER ASSAULTS | | | | | | | |
| MANHINGTON PD | 95 | 1 | 35 | 36 | 14 | 0 | 2 | 0 | 0 | 0 | 0 | 1 |
| | 94 | 0 | 29 | 29 | 5 | 0 | 0 | 0 | 0 | 0 | 1 | 0 |
| | CHANGE | 1+ | 6+ | 7+ | 9+ | 0 | 2+ | 0 | 0 | 0 | 1- | 1+ |
| MONONGAH PD | 95 | 2 | 7 | 9 | 0 | 0 | 0 | 0 | 0 | 0 | 0 | 1 |
| | 94 | 1 | 8 | 9 | 0 | 0 | 0 | 0 | 0 | 0 | 0 | 0 |
| | CHANGE | 1+ | 1- | 0 | 0 | 0 | 0 | 0 | 0 | 0 | 0 | 1+ |
| ***** | | | | | | | | | | | | |
| MARSHALL CTY TOTAL | 95 | 110 | 663 | 773 | 211 | 2 | 9 | 14 | 0 | 5 | 3 | 12 |
| | 94 | 91 | 552 | 603 | 149 | 4 | 2 | 14 | 1 | 7 | 3 | 7 |
| | CHANGE | 59+ | 111+ | 170+ | 62+ | 2- | 7+ | 0 | 1- | 2- | 0 | 5+ |
| ***** | | | | | | | | | | | | |
| RURAL | 95 | 74 | 269 | 343 | 108 | 0 | 2 | 6 | 0 | 1 | 1 | 6 |
| | 94 | 11 | 190 | 201 | 71 | 4 | 1 | 9 | 1 | 2 | 0 | 2 |
| | CHANGE | 63+ | 79+ | 142+ | 37+ | 4- | 1+ | 3- | 1- | 1- | 1+ | 4+ |
| SHERIFF | 95 | 64 | 217 | 281 | 100 | 0 | 2 | 5 | 0 | 1 | 0 | 4 |
| | 94 | 11 | 156 | 167 | 71 | 4 | 1 | 8 | 0 | 2 | 0 | 1 |
| | CHANGE | 53+ | 61+ | 114+ | 29+ | 4- | 1+ | 3- | 0 | 1- | 0 | 3+ |
| STATE POLICE | 95 | 10 | 52 | 62 | 8 | 0 | 0 | 1 | 0 | 0 | 1 | 2 |
| | 94 | 0 | 34 | 34 | 0 | 0 | 0 | 1 | 0 | 0 | 0 | 1 |
| | CHANGE | 10+ | 18+ | 28+ | 8+ | 0 | 0 | 0 | 1- | 0 | 1+ | 1+ |
| MUNICIPAL | 95 | 36 | 394 | 430 | 103 | 2 | 7 | 8 | 0 | 4 | 2 | 6 |
| | 94 | 40 | 362 | 402 | 78 | 0 | 1 | 5 | 0 | 5 | 3 | 5 |
| | CHANGE | 4- | 32+ | 28+ | 25+ | 2+ | 6+ | 3+ | 0 | 1- | 1- | 1+ |
| BENHOOD PD | 95 | 0 | 23 | 23 | 4 | 0 | 0 | 0 | 0 | 0 | 2 | 1 |
| | 94 | 0 | 13 | 13 | 0 | 0 | 0 | 0 | 0 | 0 | 0 | 0 |
| | CHANGE | 0 | 10+ | 10+ | 4+ | 0 | 0 | 0 | 0 | 0 | 2+ | 1+ |
| CAMERON PD | 95 | 0 | 25 | 25 | 0 | 0 | 0 | 0 | 0 | 0 | 0 | 0 |
| | 94 | 0 | 10 | 10 | 0 | 0 | 0 | 0 | 0 | 0 | 0 | 0 |
| | CHANGE | 0 | 15+ | 15+ | 0 | 0 | 0 | 0 | 0 | 0 | 0 | 0 |
| GLEN DALE PD | 95 | 12 | 18 | 30 | 5 | 2 | 0 | 0 | 0 | 1 | 0 | 0 |
| | 94 | 10 | 39 | 49 | 3 | 0 | 0 | 0 | 0 | 3 | 0 | 0 |
| | CHANGE | 2+ | 21- | 19- | 2+ | 2+ | 0 | 0 | 0 | 2- | 0 | 0 |
| MCMECHAN PD | 95 | 2 | 52 | 54 | 3 | 0 | 1 | 0 | 0 | 0 | 0 | 0 |
| | 94 | 11 | 100 | 111 | 2 | 0 | 0 | 0 | 0 | 0 | 3 | 1 |
| | CHANGE | 9- | 48- | 57- | 1+ | 0 | 1+ | 0 | 0 | 0 | 3- | 1- |
| MOUNDSVILLE PD | 95 | 22 | 276 | 298 | 91 | 0 | 6 | 8 | 0 | 3 | 0 | 5 |
| | 94 | 19 | 200 | 219 | 73 | 0 | 1 | 5 | 0 | 2 | 0 | 4 |
| | CHANGE | 3+ | 76+ | 79+ | 18+ | 0 | 5+ | 3+ | 0 | 1+ | 0 | 1+ |
| ***** | | | | | | | | | | | | |
| MASON CTY TOTAL | 95 | 25 | 452 | 477 | 92 | 1 | 5 | 35 | 2 | 1 | 12 | 13 |
| | 94 | 31 | 450 | 481 | 91 | 2 | 4 | 41 | 1 | 5 | 8 | 28 |
| | CHANGE | 6- | 2+ | 4- | 1+ | 1- | 1+ | 6- | 1+ | 4- | 4+ | 15- |
| ***** | | | | | | | | | | | | |
| RURAL | 95 | 19 | 305 | 324 | 77 | 1 | 5 | 35 | 2 | 1 | 5 | 13 |
| | 94 | 21 | 285 | 306 | 74 | 0 | 3 | 41 | 1 | 3 | 1 | 7 |
| | CHANGE | 2- | 20+ | 18+ | 1+ | 1+ | 2+ | 6- | 1+ | 2- | 2+ | 6+ |
| SHERIFF | 95 | 18 | 244 | 262 | 67 | 1 | 3 | 35 | 0 | 1 | 0 | 12 |
| | 94 | 15 | 219 | 234 | 70 | 0 | 1 | 39 | 0 | 0 | 0 | 6 |
| | CHANGE | 3+ | 25+ | 28+ | 3- | 1+ | 2+ | 4- | 0 | 1 | 0 | 6+ |
| STATE POLICE | 95 | 1 | 61 | 62 | 10 | 0 | 2 | 0 | 2 | 0 | 3 | 1 |
| | 94 | 6 | 66 | 72 | 6 | 0 | 2 | 2 | 1 | 7 | 1 | 1 |
| | CHANGE | 5- | 5- | 10- | 4+ | 0 | 0 | 2- | 1+ | 2- | 2+ | 0 |
| MUNICIPAL | 95 | 6 | 147 | 153 | 15 | 0 | 0 | 0 | 0 | 0 | 9 | 0 |
| | 94 | 10 | 165 | 175 | 15 | 2 | 1 | 0 | 0 | 2 | 7 | 21 |
| | CHANGE | 4- | 18- | 22- | 0 | 2- | 1- | 0 | 0 | 2- | 2+ | 21- |
| POINT PLEASANT PD | 95 | 2 | 119 | 121 | 13 | 0 | 0 | 0 | 0 | 0 | 9 | 0 |
| | 94 | 9 | 145 | 154 | 14 | 2 | 1 | 0 | 0 | 2 | 7 | 20 |
| | CHANGE | 7- | 26- | 33- | 1- | 2- | 1- | 0 | 0 | 2- | 2+ | 20- |
| NEW HAVEN PD | 95 | 0 | 11 | 11 | 0 | 0 | 0 | 0 | 0 | 0 | 0 | 0 |
| | 94 | 0 | 2 | 2 | 0 | 0 | 0 | 0 | 0 | 0 | 0 | 0 |
| | CHANGE | 0 | 9+ | 9+ | 0 | 0 | 0 | 0 | 0 | 0 | 0 | 0 |
| MASON PD | 95 | 4 | 17 | 21 | 2 | 0 | 0 | 0 | 0 | 0 | 0 | 0 |
| | 94 | 1 | 18 | 19 | 1 | 0 | 0 | 0 | 0 | 0 | 0 | 1 |
| | CHANGE | 3+ | 1- | 2+ | 1+ | 0 | 0 | 0 | 0 | 0 | 0 | 1- |
| ***** | | | | | | | | | | | | |
| MERCER CTY TOTAL | 95 | 421 | 3149 | 3570 | 320 | 2 | 45 | 550 | 2 | 34 | 103 | 88 |
| | 94 | 295 | 2383 | 2678 | 268 | 0 | 16 | 462 | 3 | 33 | 83 | 79 |
| | CHANGE | 126+ | 766+ | 892+ | 52+ | 2+ | 29+ | 88+ | 1- | 1+ | 20+ | 9+ |
| ***** | | | | | | | | | | | | |
| RURAL | 95 | 277 | 2221 | 2498 | 218 | 1 | 38 | 546 | 1 | 23 | 97 | 46 |
| | 94 | 203 | 1743 | 1946 | 184 | 0 | 12 | 454 | 1 | 26 | 82 | 48 |
| | CHANGE | 74+ | 478+ | 552+ | 34+ | 1+ | 26+ | 92+ | 0 | 3- | 15+ | 2- |
| SHERIFF | 95 | 196 | 1092 | 1288 | 86 | 0 | 7 | 515 | 1 | 2 | 59 | 15 |
| | 94 | 168 | 1111 | 1279 | 106 | 0 | 10 | 451 | 1 | 15 | 56 | 18 |
| | CHANGE | 28+ | 19- | 9+ | 20- | 0 | 3- | 64+ | 0 | 13- | 3+ | 3- |
| STATE POLICE | 95 | 81 | 1129 | 1210 | 132 | 1 | 31 | 31 | 0 | 21 | 38 | 31 |
| | 94 | 35 | 632 | 667 | 78 | 0 | 2 | 3 | 0 | 11 | 26 | 30 |
| | CHANGE | 46+ | 497+ | 543+ | 54+ | 1+ | 29+ | 28+ | 0 | 10+ | 12+ | 1+ |
| MUNICIPAL | 95 | 144 | 928 | 1072 | 102 | 1 | 7 | 4 | 1 | 11 | 6 | 42 |
| | 94 | 92 | 640 | 732 | 84 | 0 | 4 | 8 | 2 | 7 | 1 | 31 |
| | CHANGE | 52+ | 288+ | 340+ | 18+ | 1+ | 3+ | 4- | 1- | 4+ | 5+ | 11+ |

PART II ARRESTS

| | COML VICE | SEX OFFENSES | NARCOTIC AND DRUG | PART II GAMBLING | ARRESTS FAMILY OFFENSES | BY CHARGE DRIVING UND INFL | AND LIQUOR LAWS | AGENCY TYPE DRUNK-ENNESS | DISORD CONDUCT | VAGRANCY | OTHER OFFENSES | SUSPICION | CURFEM LOITER | RUN-AWAYS |
|-------|-----------|--------------|-------------------|------------------|-------------------------|----------------------------|-----------------|--------------------------|----------------|----------|----------------|-----------|---------------|-----------|
| 02502 | 0 | 0 | 0 | 0 | 0 | 12 | 1 | 0 | 6 | 0 | 0 | 0 | 0 | 0 |
| | 0 | 1- | 1- | 1- | 0 | 14 | 0 | 1- | 5 | 0 | 0 | 0 | 0 | 0 |
| | 0 | 0 | 0 | 0 | 0 | 2- | 1+ | 1- | 1+ | 0 | 0 | 0 | 0 | 0 |
| 02504 | 0 | 0 | 0 | 0 | 0 | 7 | 0 | 0 | 0 | 0 | 0 | 0 | 1 | 0 |
| | 0 | 0 | 0 | 0 | 0 | 2 | 0 | 4- | 1 | 0 | 1 | 0 | 1 | 0 |
| | 0 | 0 | 0 | 0 | 0 | 5+ | 0 | 4- | 1- | 0 | 1- | 0 | 0 | 0 |
| 026AL | 0 | 9 | 28 | 0 | 7 | 139 | 8 | 64 | 106 | 0 | 140 | 0 | 1 | 15 |
| | 0 | 6 | 13 | 3 | 4 | 158 | 7 | 91 | 57 | 0 | 76 | 0 | 6 | 15 |
| | 0 | 3+ | 15+ | 3- | 3+ | 1+ | 1+ | 27- | 40+ | 0 | 64+ | 0 | 5- | 0 |
| 026RU | 0 | 7 | 16 | 0 | 1 | 62 | 3 | 1 | 0 | 0 | 129 | 0 | 0 | 0 |
| | 0 | 4 | 6 | 0 | 1 | 27 | 4 | 4 | 1 | 0 | 62 | 0 | 0 | 2 |
| | 0 | 3+ | 10+ | 0 | 0 | 35+ | 1- | 3- | 1- | 0 | 67+ | 0 | 0 | 2- |
| 02650 | 0 | 7 | 10 | 0 | 1 | 49 | 2 | 0 | 0 | 0 | 100 | 0 | 0 | 0 |
| | 0 | 4 | 6 | 0 | 1 | 22 | 6 | 4 | 0 | 0 | 37 | 0 | 0 | 2- |
| | 0 | 3+ | 4+ | 0 | 0 | 27+ | 2- | 4- | 0 | 0 | 63+ | 0 | 0 | 2- |
| 0265P | 0 | 0 | 6 | 0 | 0 | 13 | 1 | 1 | 0 | 0 | 29 | 0 | 0 | 0 |
| | 0 | 0 | 0 | 0 | 0 | 5 | 0 | 0 | 1 | 0 | 25 | 0 | 0 | 0 |
| | 0 | 0 | 6+ | 0 | 0 | 8+ | 1+ | 1+ | 1- | 0 | 4+ | 0 | 0 | 0 |
| 026ZZ | 0 | 2 | 12 | 0 | 6 | 77 | 5 | 63 | 106 | 0 | 11 | 0 | 1 | 15 |
| | 0 | 2 | 7 | 3 | 3 | 111 | 3 | 87 | 56 | 0 | 14 | 0 | 6 | 13 |
| | 0 | 0 | 5+ | 3- | 3+ | 34- | 2+ | 24- | 50+ | 0 | 3- | 0 | 5- | 2+ |
| 02601 | 0 | 0 | 1 | 0 | 1 | 1 | 0 | 6 | 0 | 0 | 1 | 0 | 0 | 0 |
| | 0 | 0 | 0 | 0 | 0 | 2 | 0 | 9 | 1 | 0 | 1 | 0 | 0 | 0 |
| | 0 | 0 | 1+ | 0 | 1+ | 1- | 0 | 3- | 5+ | 0 | 0 | 0 | 0 | 0 |
| 02602 | 0 | 1 | 0 | 0 | 0 | 5 | 2 | 17 | 0 | 0 | 0 | 0 | 0 | 0 |
| | 0 | 0 | 0 | 0 | 0 | 2 | 0 | 8 | 0 | 0 | 0 | 0 | 0 | 0 |
| | 0 | 1+ | 0 | 0 | 0 | 3+ | 2+ | 9+ | 0 | 0 | 0 | 0 | 0 | 0 |
| 02603 | 0 | 0 | 3 | 0 | 1 | 10 | 2 | 1 | 0 | 0 | 0 | 0 | 0 | 5 |
| | 0 | 0 | 0 | 0 | 1 | 29 | 2 | 3 | 0 | 0 | 3 | 0 | 0 | 5 |
| | 0 | 0 | 3+ | 0 | 0 | 19- | 0 | 2- | 0 | 0 | 3- | 0 | 0 | 0 |
| 02604 | 0 | 0 | 2 | 0 | 1 | 23 | 0 | 11 | 5 | 0 | 8 | 0 | 0 | 0 |
| | 0 | 0 | 7 | 0 | 1 | 51 | 1 | 34 | 2 | 0 | 5 | 0 | 2 | 2- |
| | 0 | 0 | 5- | 0 | 0 | 28- | 1- | 23- | 3+ | 0 | 3+ | 0 | 2- | 2- |
| 02605 | 0 | 1 | 6 | 0 | 3 | 38 | 1 | 28 | 95 | 0 | 2 | 0 | 1 | 10 |
| | 0 | 2 | 0 | 3 | 1 | 27 | 0 | 33 | 53 | 0 | 5 | 0 | 4 | 6 |
| | 0 | 1- | 6+ | 3- | 2+ | 11+ | 1+ | 5- | 42+ | 0 | 3- | 0 | 3- | 4+ |
| 027AL | 0 | 0 | 11 | 0 | 1 | 69 | 12 | 93 | 3 | 0 | 113 | 0 | 0 | 14 |
| | 0 | 0 | 0 | 0 | 0 | 68 | 21 | 74 | 2 | 0 | 108 | 0 | 0 | 15 |
| | 0 | 0 | 0 | 0 | 1+ | 1+ | 9- | 17+ | 1+ | 0 | 5+ | 0 | 0 | 1- |
| 027RU | 0 | 0 | 9 | 0 | 0 | 37 | 4 | 28 | 1 | 0 | 96 | 0 | 0 | 12 |
| | 0 | 0 | 5 | 0 | 0 | 38 | 5 | 15 | 0 | 0 | 96 | 0 | 0 | 15 |
| | 0 | 0 | 4+ | 0 | 0 | 1- | 1- | 13+ | 1+ | 0 | 0 | 0 | 0 | 3- |
| 02750 | 0 | 0 | 1 | 0 | 0 | 29 | 0 | 18 | 0 | 0 | 83 | 0 | 0 | 12 |
| | 0 | 0 | 4 | 0 | 0 | 20 | 0 | 5 | 0 | 0 | 74 | 0 | 0 | 14 |
| | 0 | 0 | 3- | 0 | 0 | 9+ | 0 | 13+ | 0 | 0 | 9+ | 0 | 0 | 2- |
| 0275P | 0 | 0 | 8 | 0 | 0 | 8 | 4 | 10 | 1 | 0 | 13 | 0 | 0 | 0 |
| | 0 | 0 | 1 | 0 | 0 | 18 | 5 | 10 | 0 | 0 | 22 | 0 | 0 | 1 |
| | 0 | 0 | 7+ | 0 | 0 | 10- | 1- | 0 | 1+ | 0 | 9- | 0 | 0 | 1- |
| 027ZZ | 0 | 0 | 2 | 0 | 1 | 32 | 8 | 65 | 2 | 0 | 17 | 0 | 0 | 2 |
| | 0 | 0 | 6 | 0 | 0 | 30 | 16 | 61 | 2 | 0 | 12 | 0 | 0 | 0 |
| | 0 | 0 | 4- | 0 | 1+ | 2+ | 8- | 4+ | 0 | 0 | 5+ | 0 | 0 | 2+ |
| 02701 | 0 | 0 | 2 | 0 | 0 | 19 | 5 | 59 | 0 | 0 | 14 | 0 | 0 | 0 |
| | 0 | 0 | 3 | 0 | 0 | 24 | 16 | 56 | 2- | 0 | 5 | 0 | 0 | 0 |
| | 0 | 0 | 3- | 0 | 0 | 5- | 11- | 3+ | 2- | 0 | 9+ | 0 | 0 | 0 |
| 02702 | 0 | 0 | 0 | 0 | 0 | 9 | 0 | 0 | 1 | 0 | 1 | 0 | 0 | 0 |
| | 0 | 0 | 0 | 0 | 0 | 2 | 0 | 0 | 0 | 0 | 1+ | 0 | 0 | 0 |
| | 0 | 0 | 0 | 0 | 0 | 7+ | 0 | 0 | 1+ | 0 | 0 | 0 | 0 | 0 |
| 02703 | 0 | 0 | 0 | 0 | 1 | 4 | 3 | 6 | 1 | 0 | 2 | 0 | 0 | 2 |
| | 0 | 0 | 1 | 0 | 0 | 4 | 0 | 5 | 0 | 0 | 7 | 0 | 0 | 0 |
| | 0 | 0 | 1- | 0 | 1+ | 0 | 3+ | 1+ | 1+ | 0 | 5- | 0 | 0 | 2+ |
| 028AL | 0 | 10 | 255 | 0 | 42 | 455 | 128 | 161 | 396 | 1 | 911 | 0 | 3 | 84 |
| | 1 | 14 | 104 | 1 | 28 | 513 | 69 | 129 | 332 | 2 | 463 | 0 | 11 | 67 |
| | 1- | 4- | 151+ | 1- | 14+ | 58- | 59+ | 12+ | 64+ | 1- | 448+ | 0 | 8- | 17+ |
| 028RU | 0 | 8 | 169 | 0 | 40 | 289 | 119 | 123 | 114 | 0 | 583 | 0 | 0 | 83 |
| | 0 | 8 | 70 | 1- | 18 | 363 | 67 | 121 | 93 | 0 | 333 | 0 | 0 | 65 |
| | 0 | 0 | 99+ | 0 | 22+ | 74- | 52+ | 2+ | 21+ | 0 | 250+ | 0 | 0 | 18+ |
| 02850 | 0 | 7 | 10 | 0 | 36 | 190 | 5 | 8 | 50 | 0 | 222 | 0 | 0 | 75 |
| | 0 | 7 | 8 | 0 | 18 | 264 | 0 | 16 | 55 | 0 | 189 | 0 | 0 | 65 |
| | 0 | 0 | 2+ | 0 | 18+ | 74- | 5+ | 8- | 5- | 0 | 33+ | 0 | 0 | 10+ |
| 0285P | 0 | 1 | 159 | 0 | 4 | 99 | 114 | 115 | 64 | 0 | 361 | 0 | 0 | 8 |
| | 0 | 1 | 62 | 1 | 0 | 99 | 67 | 105 | 38 | 0 | 144 | 0 | 0 | 0 |
| | 0 | 0 | 97+ | 1- | 4+ | 0 | 47+ | 10+ | 26+ | 0 | 217+ | 0 | 0 | 8+ |
| 028ZZ | 0 | 2 | 86 | 0 | 2 | 166 | 9 | 18 | 282 | 1 | 328 | 0 | 3 | 1 |
| | 1 | 6 | 34 | 0 | 10 | 150 | 2 | 8 | 239 | 2 | 130 | 0 | 11 | 2 |
| | 1- | 4- | 52+ | 0 | 8- | 16+ | 7+ | 10+ | 43+ | 1- | 198+ | 0 | 8- | 1- |

PART II ARRESTS

| | | PART II ARRESTS BY CHARGE AND AGENCY TYPE | | | | ARSON | FORGERY | FRAUD | EMBEZZLE | STOLEN PROPERTY | VANDAL | ILLEGAL WEAPONS | |
|----------------------|--------|---|--------|-------------|----------------|-------|---------|-------|----------|-----------------|--------|-----------------|----|
| | | JUVENILE | ADULTS | GRAND TOTAL | OTHER ASSAULTS | | | | | | | | |
| BLUEFIELD PD | 95 | 59 | 407 | 466 | 51 | 1 | 3 | 4 | 0 | 9 | 6 | 17 | |
| | 94 | 55 | 262 | 317 | 43 | 0 | 1 | 2 | 2 | 1 | 5 | 9 | |
| | CHANGE | 4+ | 145+ | 149+ | 8+ | 1+ | 2+ | 2+ | 2- | 8+ | 1+ | 8+ | |
| PRINCETON PD | 95 | 85 | 514 | 599 | 51 | 0 | 4 | 0 | 1 | 2 | 0 | 24 | |
| | 94 | 37 | 374 | 411 | 41 | 0 | 3 | 6 | 0 | 6 | 0 | 22 | |
| | CHANGE | 48+ | 140+ | 188+ | 10+ | 0 | 1+ | 6- | 1+ | 4- | 0 | 2+ | |
| CONCORD COL SECURITY | 95 | 0 | 7 | 7 | 0 | 0 | 0 | 0 | 0 | 0 | 0 | 1 | |
| | 94 | 0 | 4 | 4 | 0 | 0 | 0 | 0 | 0 | 0 | 0 | 0 | |
| | CHANGE | 0 | 3+ | 3+ | 0 | 0 | 0 | 0 | 0 | 0 | 0 | 1+ | |
| ***** | | | | | | | | | | | | | |
| MINERAL CTY | TOTAL | 95 | 98 | 505 | 603 | 210 | 0 | 7 | 35 | 0 | 8 | 31 | 7 |
| | 94 | 101 | 545 | 646 | 168 | 2 | 5 | 10 | 4 | 6 | 41 | 10 | |
| | CHANGE | 3- | 40- | 43- | 42+ | 2- | 2+ | 25+ | 4- | 2+ | 10- | 3- | |
| ***** | | | | | | | | | | | | | |
| RURAL | 95 | 46 | 307 | 353 | 150 | 0 | 4 | 34 | 0 | 2 | 8 | 2 | |
| | 94 | 47 | 288 | 335 | 117 | 2 | 4 | 9 | 2 | 1 | 19 | 4 | |
| | CHANGE | 1- | 19+ | 18+ | 33+ | 2- | 0 | 25+ | 2- | 1+ | 11- | 2- | |
| SHERIFF | 95 | 18 | 189 | 207 | 117 | 0 | 3 | 27 | 0 | 0 | 0 | 1 | |
| | 94 | 29 | 147 | 196 | 105 | 2 | 4 | 5 | 1 | 1 | 17 | 1 | |
| | CHANGE | 11- | 22+ | 11+ | 12+ | 2- | 1- | 22+ | 1- | 1- | 17- | 0 | |
| STATE POLICE | 95 | 28 | 118 | 146 | 33 | 0 | 1 | 7 | 0 | 2 | 8 | 1 | |
| | 94 | 18 | 121 | 139 | 12 | 0 | 0 | 4 | 1 | 0 | 2 | 3 | |
| | CHANGE | 10+ | 3- | 7+ | 21+ | 0 | 1+ | 3+ | 1- | 2+ | 6+ | 2- | |
| MUNICIPAL | 95 | 52 | 198 | 250 | 60 | 0 | 3 | 1 | 0 | 6 | 23 | 5 | |
| | 94 | 54 | 257 | 311 | 51 | 0 | 1 | 1 | 2 | 5 | 22 | 6 | |
| | CHANGE | 2- | 59- | 61- | 9+ | 0 | 2+ | 0 | 2- | 1+ | 1+ | 1- | |
| KEYSER PD | 95 | 12 | 176 | 188 | 41 | 0 | 3 | 1 | 0 | 6 | 9 | 4 | |
| | 94 | 32 | 242 | 274 | 48 | 0 | 1 | 1 | 2 | 5 | 11 | 5 | |
| | CHANGE | 20- | 66- | 86- | 7- | 0 | 2+ | 0 | 2- | 1+ | 2- | 1- | |
| PIEDMONT PD | 95 | 40 | 22 | 62 | 19 | 0 | 0 | 0 | 0 | 0 | 14 | 1 | |
| | 94 | 22 | 15 | 37 | 3 | 0 | 0 | 0 | 0 | 0 | 11 | 1 | |
| | CHANGE | 18+ | 7+ | 25+ | 16+ | 0 | 0 | 0 | 0 | 0 | 3+ | 0 | |
| ***** | | | | | | | | | | | | | |
| HINGO CTY | TOTAL | 95 | 18 | 551 | 569 | 118 | 4 | 2 | 13 | 0 | 9 | 13 | 22 |
| | 94 | 8 | 530 | 538 | 99 | 5 | 0 | 14 | 0 | 13 | 13 | 20 | |
| | CHANGE | 10+ | 21+ | 31+ | 19+ | 1- | 2+ | 1- | 0 | 4- | 0 | 2+ | |
| ***** | | | | | | | | | | | | | |
| RURAL | 95 | 17 | 341 | 358 | 73 | 3 | 0 | 12 | 0 | 8 | 12 | 11 | |
| | 94 | 6 | 356 | 362 | 67 | 5 | 0 | 14 | 0 | 11 | 13 | 13 | |
| | CHANGE | 11+ | 15- | 4- | 6+ | 2- | 0 | 2- | 0 | 3- | 1- | 2- | |
| SHERIFF | 95 | 0 | 161 | 161 | 42 | 3 | 0 | 12 | 0 | 6 | 6 | 5 | |
| | 94 | 0 | 227 | 227 | 42 | 0 | 0 | 14 | 0 | 10 | 7 | 8 | |
| | CHANGE | 0 | 66- | 66- | 0 | 3+ | 0 | 2- | 0 | 4- | 1- | 3- | |
| STATE POLICE | 95 | 17 | 180 | 197 | 31 | 0 | 0 | 0 | 0 | 2 | 6 | 6 | |
| | 94 | 6 | 129 | 135 | 25 | 5 | 0 | 0 | 0 | 1 | 6 | 5 | |
| | CHANGE | 11+ | 51+ | 62+ | 6+ | 5- | 0 | 0 | 0 | 1+ | 0 | 1+ | |
| MUNICIPAL | 95 | 1 | 210 | 211 | 45 | 1 | 2 | 1 | 0 | 1 | 1 | 11 | |
| | 94 | 2 | 174 | 176 | 32 | 0 | 0 | 0 | 0 | 2 | 0 | 7 | |
| | CHANGE | 1- | 36+ | 35+ | 13+ | 1+ | 2+ | 1+ | 0 | 1- | 1+ | 4+ | |
| WILLIAMSON PD | 95 | 1 | 109 | 110 | 33 | 0 | 1 | 1 | 0 | 1 | 1 | 6 | |
| | 94 | 0 | 109 | 109 | 31 | 0 | 0 | 0 | 0 | 2 | 0 | 4 | |
| | CHANGE | 1+ | 0 | 1+ | 2+ | 0 | 1+ | 1+ | 0 | 1- | 1+ | 2+ | |
| KERMIT PD | 95 | 0 | 40 | 40 | 6 | 1 | 0 | 0 | 0 | 0 | 0 | 3 | |
| | 94 | 1 | 37 | 38 | 1 | 0 | 0 | 0 | 0 | 0 | 0 | 2 | |
| | CHANGE | 1- | 3+ | 2+ | 5+ | 1+ | 1+ | 0 | 0 | 0 | 0 | 1+ | |
| DELBARTON PD | 95 | 0 | 41 | 41 | 6 | 0 | 0 | 0 | 0 | 0 | 0 | 2 | |
| | 94 | 1 | 11 | 12 | 0 | 0 | 0 | 0 | 0 | 0 | 0 | 1 | |
| | CHANGE | 1- | 30+ | 29+ | 6+ | 0 | 0 | 0 | 0 | 0 | 0 | 1+ | |
| MATEMAN PD | 95 | 0 | 20 | 20 | 0 | 0 | 0 | 0 | 0 | 0 | 0 | 0 | |
| | 94 | 0 | 17 | 17 | 0 | 0 | 0 | 0 | 0 | 0 | 0 | 0 | |
| | CHANGE | 0 | 3+ | 3+ | 0 | 0 | 0 | 0 | 0 | 0 | 0 | 0 | |
| ***** | | | | | | | | | | | | | |
| MOHONGALIA CTY TOTAL | 95 | 358 | 1587 | 1945 | 320 | 3 | 16 | 65 | 8 | 27 | 84 | 20 | |
| | 94 | 314 | 1495 | 1809 | 278 | 4 | 7 | 102 | 8 | 28 | 79 | 38 | |
| | CHANGE | 44+ | 92+ | 136+ | 42+ | 1- | 9+ | 37- | 0 | 1- | 5+ | 18- | |
| ***** | | | | | | | | | | | | | |
| RURAL | 95 | 1 | 471 | 472 | 113 | 0 | 2 | 53 | 3 | 9 | 0 | 7 | |
| | 94 | 4 | 534 | 538 | 111 | 1 | 0 | 83 | 4 | 8 | 0 | 11 | |
| | CHANGE | 3- | 63- | 66- | 2+ | 1- | 0 | 30- | 1- | 1+ | 0 | 4- | |
| SHERIFF | 95 | 0 | 235 | 235 | 49 | 0 | 1 | 45 | 2 | 6 | 0 | 2 | |
| | 94 | 3 | 251 | 254 | 29 | 0 | 0 | 77 | 1 | 5 | 0 | 4 | |
| | CHANGE | 3- | 16- | 19- | 20+ | 0 | 1+ | 32- | 1+ | 1+ | 0 | 2- | |
| STATE POLICE | 95 | 1 | 236 | 237 | 64 | 0 | 1 | 8 | 1 | 3 | 0 | 5 | |
| | 94 | 1 | 283 | 284 | 82 | 1 | 2 | 6 | 3 | 3 | 0 | 0 | |
| | CHANGE | 0 | 47- | 47- | 18- | 1- | 1- | 2+ | 2- | 0 | 0 | 2- | |
| MUNICIPAL | 95 | 357 | 1116 | 1473 | 207 | 3 | 14 | 12 | 5 | 18 | 84 | 13 | |
| | 94 | 310 | 961 | 1271 | 167 | 3 | 5 | 19 | 4 | 20 | 79 | 27 | |
| | CHANGE | 47+ | 155+ | 202+ | 40+ | 0 | 9+ | 7- | 1+ | 2- | 5+ | 14- | |
| MORGANTOWN PD | 95 | 251 | 683 | 934 | 153 | 2 | 13 | 11 | 5 | 17 | 49 | 9 | |
| | 94 | 189 | 631 | 820 | 131 | 1 | 5 | 17 | 4 | 12 | 50 | 21 | |
| | CHANGE | 62+ | 52+ | 114+ | 22+ | 1+ | 8+ | 6- | 1+ | 5+ | 1- | 12- | |

PART II ARRESTS

| | COMIL VICE | SEX OFFENSES | PART II NARCOTIC AND DRUG | GAMBLING | ARRESTS FAMILY OFFENSES | BY CHARGE DRIVING UND INFL | AND AGENCY LIQUOR LAWS | TYPE DRUNK-ENNESS | DISORD CONDUCT | VAGRANCY | OTHER OFFENSES | SUSPICION | CURFEW LOITER | RUH-AMAYS |
|-------|--------------|---------------|---------------------------|-------------|-------------------------|----------------------------|------------------------|-------------------|-------------------|--------------|-------------------|-------------|-----------------|-----------------|
| 02802 | 0 1 1- | 0 3 3- | 38 11 27+ | 0 0 0 | 2 10 8- | 98 50 48+ | 9 2 7+ | 11 7 4+ | 195 119 76+ | 1 2 1- | 21 40 19- | 0 0 0 | 0 11 11- | 0 2 2- |
| 02803 | 0 0 0 | 2 1 1+ | 43 21 22+ | 0 0 0 | 0 0 0 | 68 100 32- | 0 0 0 | 7 1 6+ | 87 120 33- | 0 0 0 | 306 90 216+ | 0 0 0 | 3 0 3+ | 1 0 1+ |
| 02806 | 0 0 0 | 0 2 2- | 5 2 3+ | 0 0 0 | 0 0 0 | 0 0 0 | 0 0 0 | 0 0 0 | 0 0 0 | 0 0 0 | 1 0 1+ | 0 0 0 | 0 0 0 | 0 0 0 |
| ***** | | | | | | | | | | | | | | |
| 029AL | 0 0 0 | 1 1 0 | 10 22 12- | 0 0 0 | 0 0 0 | 63 74 11- | 34 70 36- | 39 64 25- | 15 19 4- | 3 0 3+ | 104 115 11- | 0 0 0 | 4 1 3+ | 32 34 2- |
| ***** | | | | | | | | | | | | | | |
| 029RU | 0 0 0 | 0 1 1- | 5 11 6- | 0 0 0 | 0 0 0 | 37 45 8- | 11 17 6- | 7 7 0 | 0 7 7- | 0 0 0 | 64 60 4+ | 0 0 0 | 1 1 0 | 28 28 0 |
| 029S0 | 0 0 0 | 0 1 1- | 2 1 1+ | 0 0 0 | 0 0 0 | 9 7 2+ | 0 2 2- | 4 2 2+ | 0 2 2- | 0 0 0 | 40 33 7+ | 0 0 0 | 1 0 1+ | 3 12 9- |
| 029SP | 0 0 0 | 0 0 0 | 3 10 7- | 0 0 0 | 0 0 0 | 28 38 10- | 11 15 4- | 3 5 2- | 0 0 5- | 0 0 0 | 24 27 3- | 0 0 0 | 0 1 1- | 25 16 9+ |
| 029ZZ | 0 0 0 | 1 0 1+ | 5 11 6- | 0 0 0 | 0 0 0 | 26 29 3- | 23 53 30- | 32 57 25- | 15 12 3+ | 3 0 3+ | 40 55 15- | 0 0 0 | 3 0 3+ | 4 6 2- |
| 02901 | 0 0 0 | 1 0 1+ | 5 11 6- | 0 0 0 | 0 0 0 | 26 29 3- | 18 53 35- | 29 54 25- | 2 3 1- | 3 0 3+ | 38 46 8- | 0 0 0 | 0 0 0 | 2 5 3- |
| 02902 | 0 0 0 | 0 0 0 | 0 0 0 | 0 0 0 | 0 0 0 | 0 0 0 | 5 0 5+ | 3 3 0 | 13 9 4+ | 0 0 0 | 2 0 7- | 0 0 0 | 3 0 3+ | 2 1 1+ |
| ***** | | | | | | | | | | | | | | |
| 030AL | 0 0 0 | 2 5 3- | 42 34 8+ | 0 0 0 | 6 8 2- | 127 152 25- | 68 28 40+ | 78 81 3- | 6 15 9- | 1 0 1+ | 57 50 7+ | 0 0 0 | 0 0 0 | 1 1 0 |
| ***** | | | | | | | | | | | | | | |
| 030RU | 0 0 0 | 1 5 4- | 40 31 9+ | 0 0 0 | 3 7 4- | 73 103 30- | 61 15 46+ | 14 37 23- | 0 1 1- | 1 0 1+ | 45 40 5+ | 0 0 0 | 0 0 0 | 1 0 1+ |
| 030S0 | 0 0 0 | 1 5 4- | 5 0 0 | 0 0 0 | 3 4 1- | 53 90 37- | 0 0 0 | 1 12 11- | 0 1 1- | 1 1+ | 23 29 6- | 0 0 0 | 0 0 0 | 0 0 0 |
| 030SP | 0 0 0 | 0 0 0 | 35 26 9+ | 0 0 0 | 0 3 3- | 20 13 7+ | 61 15 46+ | 13 25 12- | 0 0 0 | 0 0 0 | 22 11 11+ | 0 0 0 | 0 0 0 | 1 0 1+ |
| 030ZZ | 0 0 0 | 1 0 1+ | 2 3 1- | 0 0 0 | 3 1 2+ | 54 49 5+ | 7 13 6- | 64 44 20+ | 6 14 8- | 0 0 0 | 12 10 2+ | 0 0 0 | 0 0 0 | 0 1 1- |
| 03002 | 0 0 0 | 1 0 1+ | 1 1 0 | 0 0 0 | 1 0 1+ | 17 21 4- | 0 0 0 | 31 30 1+ | 4 12 8- | 0 0 0 | 12 8 4+ | 0 0 0 | 0 0 0 | 0 0 0 |
| 03003 | 0 0 0 | 0 0 0 | 0 0 0 | 0 0 0 | 1 0 1+ | 22 20 2+ | 4 13 9- | 1 0 1+ | 1 0 1+ | 0 0 0 | 0 1 1- | 0 0 0 | 0 0 0 | 0 1 1- |
| 03004 | 0 0 0 | 0 0 0 | 0 2 2- | 0 0 0 | 1 1 0 | 3 2 1+ | 0 0 0 | 29 5 24+ | 0 0 0 | 0 0 0 | 0 1 1- | 0 0 0 | 0 0 0 | 0 0 0 |
| 03005 | 0 0 0 | 0 0 0 | 1 0 1+ | 0 0 0 | 0 0 0 | 12 6 6+ | 3 0 3+ | 3 9 6- | 1 2 1- | 0 0 0 | 0 0 0 | 0 0 0 | 0 0 0 | 0 0 0 |
| ***** | | | | | | | | | | | | | | |
| 031AL | 0 0 0 | 14 9 5+ | 117 58 59+ | 0 0 0 | 4 19 15- | 396 404 8- | 132 80 52+ | 184 201 17- | 131 93 38+ | 3 5 2- | 315 279 36+ | 0 0 0 | 68 90 22- | 38 27 11+ |
| ***** | | | | | | | | | | | | | | |
| 031RU | 0 0 0 | 6 2 4+ | 17 12 5+ | 0 0 0 | 2 6 4- | 120 130 10- | 0 2 2- | 26 33 7- | 3 2 1+ | 0 0 0 | 111 130 19- | 0 0 0 | 0 0 0 | 0 1 1- |
| 031S0 | 0 0 0 | 6 1 5+ | 9 4 5+ | 0 0 0 | 2 4 2- | 30 37 7- | 0 2 2- | 10 8 2+ | 3 2 1+ | 0 0 0 | 70 80 10- | 0 0 0 | 0 0 0 | 0 0 0 |
| 031SP | 0 0 0 | 0 1 1- | 8 8 0 | 0 0 0 | 0 2 2- | 90 93 3- | 0 0 0 | 16 25 9- | 0 0 0 | 0 0 0 | 41 50 9- | 0 0 0 | 0 0 0 | 0 1 1- |
| 031ZZ | 0 0 0 | 8 7 1+ | 100 46 54+ | 0 0 0 | 2 13 11- | 276 274 2+ | 132 78 54+ | 158 168 10- | 128 91 37+ | 3 5 2- | 204 149 55+ | 0 0 0 | 68 90 22- | 38 26 12+ |
| 03101 | 0 0 0 | 5 6 1- | 74 37 37+ | 0 0 0 | 0 12 12- | 221 227 6- | 72 50 22+ | 62 71 9- | 78 55 23+ | 0 0 0 | 108 83 25+ | 0 0 0 | 52 20 12+ | 23 18 5+ |

PART II ARRESTS

| | | PART II ARRESTS BY CHARGE AND AGENCY TYPE | | | ARSON | FORGERY | FRAUD | EMBEZZLE | STOLEN PROPERTY | VAINDAL | ILLEGAL WEAPONS |
|---------------------|--------|---|--------|-------------|----------------|---------|-------|----------|-----------------|---------|-----------------|
| | | JUVENILE | ADULTS | GRAND TOTAL | OTHER ASSAULTS | | | | | | |
| STAR CITY PD | 95 | 28 | 112 | 140 | 19 | 0 | 1 | 0 | 0 | 8 | 2 |
| | 94 | 9 | 71 | 80 | 8 | 0 | 0 | 0 | 0 | 2 | 1 |
| | CHANGE | 19+ | 41+ | 60+ | 11+ | 0 | 1+ | 1+ | 0 | 6+ | 1+ |
| WESTOVER PD | 95 | 72 | 116 | 188 | 28 | 0 | 0 | 0 | 0 | 8 | 2 |
| | 94 | 80 | 81 | 161 | 14 | 1 | 0 | 0 | 5 | 12 | 1 |
| | CHANGE | 8- | 35+ | 27+ | 14+ | 1- | 0 | 0 | 5- | 4- | 1+ |
| MVU SECURITY POLICE | 95 | 6 | 193 | 199 | 7 | 1 | 0 | 0 | 1 | 19 | 0 |
| | 94 | 8 | 118 | 126 | 6 | 1 | 0 | 0 | 3 | 15 | 0 |
| | CHANGE | 2- | 75+ | 73+ | 1+ | 0 | 0 | 0 | 2- | 4+ | 0 |
| GRANVILLE PD | 95 | 0 | 12 | 12 | 0 | 0 | 0 | 0 | 0 | 0 | 0 |
| | 94 | 24 | 60 | 84 | 8 | 0 | 0 | 0 | 0 | 0 | 4 |
| | CHANGE | 24- | 48- | 72- | 8- | 0 | 0 | 0 | 0 | 0 | 4- |
| ***** | | | | | | | | | | | |
| MONROE CTY TOTAL | 95 | 5 | 217 | 222 | 27 | 0 | 3 | 60 | 0 | 2 | 4 |
| | 94 | 2 | 282 | 284 | 17 | 0 | 3 | 85 | 0 | 4 | 4 |
| | CHANGE | 3+ | 65- | 62- | 10+ | 0 | 0 | 25- | 0 | 2- | 1- |
| ***** | | | | | | | | | | | |
| RURAL | 95 | 2 | 188 | 190 | 16 | 0 | 0 | 60 | 0 | 2 | 4 |
| | 94 | 0 | 249 | 249 | 15 | 0 | 1 | 85 | 0 | 0 | 20 |
| | CHANGE | 2+ | 61- | 59- | 1+ | 0 | 1- | 25- | 0 | 0 | 16- |
| SHERIFF | 95 | 1 | 124 | 125 | 9 | 0 | 0 | 50 | 0 | 1 | 4 |
| | 94 | 0 | 212 | 212 | 13 | 0 | 0 | 74 | 0 | 2 | 16 |
| | CHANGE | 1+ | 88- | 87- | 4- | 0 | 0 | 24- | 0 | 1- | 12- |
| STATE POLICE | 95 | 1 | 64 | 65 | 7 | 0 | 0 | 10 | 0 | 1 | 0 |
| | 94 | 0 | 37 | 37 | 2 | 0 | 1 | 11 | 0 | 0 | 4 |
| | CHANGE | 1+ | 27+ | 28+ | 5+ | 0 | 1- | 1- | 0 | 1+ | 4- |
| MUNICIPAL | 95 | 3 | 29 | 32 | 11 | 0 | 3 | 0 | 0 | 0 | 0 |
| | 94 | 2 | 33 | 35 | 2 | 0 | 2 | 0 | 0 | 2 | 1 |
| | CHANGE | 1+ | 4- | 3- | 9+ | 0 | 1+ | 0 | 0 | 2- | 1- |
| ALDERSON PD | 95 | 3 | 29 | 32 | 11 | 0 | 3 | 0 | 0 | 0 | 0 |
| | 94 | 2 | 33 | 35 | 2 | 0 | 2 | 0 | 0 | 2 | 1 |
| | CHANGE | 1+ | 4- | 3- | 9+ | 0 | 1+ | 0 | 0 | 2- | 1- |
| ***** | | | | | | | | | | | |
| MORGAN CTY TOTAL | 95 | 13 | 78 | 91 | 25 | 1 | 1 | 3 | 0 | 1 | 4 |
| | 94 | 6 | 93 | 99 | 29 | 0 | 0 | 6 | 0 | 2 | 6 |
| | CHANGE | 7+ | 15- | 8- | 4- | 1+ | 1+ | 3- | 0 | 1- | 2- |
| ***** | | | | | | | | | | | |
| RURAL | 95 | 13 | 78 | 91 | 25 | 1 | 1 | 3 | 0 | 1 | 4 |
| | 94 | 6 | 93 | 99 | 29 | 0 | 0 | 6 | 0 | 2 | 6 |
| | CHANGE | 7+ | 15- | 8- | 4- | 1+ | 1+ | 3- | 0 | 1- | 2- |
| SHERIFF | 95 | 1 | 27 | 28 | 5 | 1 | 0 | 0 | 0 | 0 | 2 |
| | 94 | 0 | 16 | 16 | 2 | 0 | 0 | 0 | 0 | 1 | 0 |
| | CHANGE | 1+ | 11+ | 12+ | 3+ | 1+ | 0 | 0 | 0 | 1- | 0 |
| STATE POLICE | 95 | 12 | 51 | 63 | 20 | 0 | 1 | 3 | 0 | 1 | 2 |
| | 94 | 6 | 77 | 83 | 27 | 0 | 0 | 6 | 0 | 2 | 4 |
| | CHANGE | 6+ | 26- | 20- | 7- | 0 | 1+ | 3- | 0 | 0 | 2- |
| ***** | | | | | | | | | | | |
| NICHOLAS CTY TOTAL | 95 | 32 | 667 | 699 | 50 | 0 | 8 | 107 | 0 | 8 | 7 |
| | 94 | 31 | 688 | 719 | 50 | 0 | 6 | 88 | 0 | 9 | 15 |
| | CHANGE | 1+ | 21- | 20- | 0 | 0 | 2+ | 19+ | 0 | 1- | 8- |
| ***** | | | | | | | | | | | |
| RURAL | 95 | 21 | 387 | 408 | 44 | 0 | 4 | 107 | 0 | 5 | 7 |
| | 94 | 18 | 407 | 425 | 31 | 0 | 4 | 86 | 0 | 3 | 12 |
| | CHANGE | 3+ | 20- | 17- | 13+ | 0 | 0 | 21+ | 0 | 2+ | 6- |
| SHERIFF | 95 | 21 | 349 | 370 | 38 | 0 | 3 | 107 | 0 | 5 | 7 |
| | 94 | 16 | 379 | 395 | 26 | 0 | 3+ | 85+ | 0 | 2 | 11 |
| | CHANGE | 5+ | 30- | 25- | 12+ | 0 | 0 | 22+ | 0 | 3+ | 4- |
| STATE POLICE | 95 | 0 | 38 | 38 | 6 | 0 | 1 | 0 | 0 | 0 | 1 |
| | 94 | 2 | 28 | 30 | 5 | 0 | 4 | 1 | 0 | 1 | 1 |
| | CHANGE | 2- | 10+ | 8+ | 1+ | 0 | 3- | 1- | 0 | 1- | 0 |
| MUNICIPAL | 95 | 11 | 280 | 291 | 6 | 0 | 4 | 0 | 0 | 3 | 1 |
| | 94 | 13 | 281 | 294 | 19 | 0 | 2 | 2 | 0 | 6 | 3 |
| | CHANGE | 2- | 1- | 3- | 13- | 0 | 2+ | 2- | 0 | 3- | 2- |
| RICHMOND PD | 95 | 0 | 54 | 54 | 1 | 0 | 0 | 0 | 0 | 0 | 1 |
| | 94 | 6 | 106 | 112 | 11 | 0 | 0 | 0 | 0 | 2 | 2 |
| | CHANGE | 6- | 52- | 58- | 10- | 0 | 0 | 0 | 0 | 2- | 1- |
| SUMMERSVILLE PD | 95 | 11 | 226 | 237 | 5 | 0 | 4 | 0 | 0 | 3 | 0 |
| | 94 | 7 | 175 | 182 | 8 | 0 | 2 | 2 | 0 | 4 | 3 |
| | CHANGE | 4+ | 51+ | 55+ | 3- | 0 | 2+ | 2- | 0 | 1- | 1- |
| ***** | | | | | | | | | | | |
| OHIO CTY TOTAL | 95 | 188 | 1088 | 1276 | 379 | 4 | 14 | 32 | 3 | 17 | 40 |
| | 94 | 98 | 759 | 857 | 111 | 5 | 6 | 39 | 3 | 12 | 32 |
| | CHANGE | 90+ | 329+ | 419+ | 268+ | 1- | 8+ | 7- | 0 | 5+ | 3+ |
| ***** | | | | | | | | | | | |
| RURAL | 95 | 10 | 291 | 301 | 65 | 0 | 0 | 0 | 0 | 6 | 3 |
| | 94 | 6 | 263 | 269 | 50 | 0 | 0 | 0 | 0 | 5 | 1 |
| | CHANGE | 4+ | 28+ | 32+ | 15+ | 0 | 0 | 0 | 0 | 1+ | 1- |
| SHERIFF | 95 | 1 | 218 | 219 | 63 | 0 | 0 | 0 | 0 | 6 | 2 |
| | 94 | 0 | 193 | 193 | 48 | 0 | 0 | 0 | 0 | 4 | 0 |
| | CHANGE | 1+ | 25+ | 26+ | 15+ | 0 | 0 | 0 | 0 | 2+ | 2- |

PART II ARRESTS

| | COML VICE | SEX OFFENSES | NARCOTIC AND DRUG | PART II GAMBLING | ARRESTS FAMILY OFFENSES | BY CHARGE DRIVING UND INFL | AND AGENCY LIQUOR LAWS | TYPE DRUNK ENNESS | DISORD CONDUCT | VAGRANCY | OTHER OFFENSES | SUSPICION | CURFEW LOITER | RUH-AWAYS |
|-------|-----------|--------------|-------------------|------------------|-------------------------|----------------------------|------------------------|-------------------|----------------|----------|----------------|-----------|---------------|-----------|
| 03103 | 0 | 0 | 2 | 0 | 0 | 24 | 25 | 11 | 17 | 0 | 14 | 0 | 5 | 11 |
| | 0 | 0 | 0 | 0 | 0 | 8 | 24 | 7 | 11 | 0 | 12 | 0 | 6 | 1 |
| | 0 | 0 | 2+ | 0 | 0 | 16+ | 1+ | 4+ | 6+ | 0 | 2+ | 0 | 1- | 10+ |
| 03104 | 0 | 0 | 0 | 0 | 2 | 15 | 15 | 50 | 22 | 0 | 31 | 0 | 31 | 4 |
| | 0 | 0 | 0 | 0 | 1 | 13 | 4 | 21 | 13 | 0 | 19 | 0 | 48 | 5 |
| | 0 | 0 | 0 | 0 | 1+ | 2+ | 11+ | 9+ | 9+ | 2- | 12+ | 0 | 17- | 1- |
| 03106 | 0 | 3 | 24 | 0 | 0 | 4 | 20 | 55 | 11 | 3 | 51 | 0 | 0 | 0 |
| | 0 | 1 | 6 | 0 | 0 | 1 | 0 | 61 | 10 | 3 | 19 | 0 | 0 | 0 |
| | 0 | 2+ | 18+ | 0 | 0 | 3+ | 20+ | 6- | 1+ | 0 | 32+ | 0 | 0 | 0 |
| 03109 | 0 | 0 | 0 | 0 | 0 | 12 | 0 | 0 | 0 | 0 | 0 | 0 | 0 | 0 |
| | 0 | 0 | 3 | 0 | 0 | 25 | 0 | 8 | 2 | 0 | 16 | 0 | 16 | 2 |
| | 0 | 0 | 3- | 0 | 0 | 13- | 0 | 8- | 2- | 0 | 16- | 0 | 16- | 2- |
| ***** | | | | | | | | | | | | | | |
| 032AL | 0 | 4 | 14 | 0 | 2 | 22 | 24 | 3 | 2 | 1 | 50 | 0 | 0 | 0 |
| | 0 | 3 | 10 | 0 | 1 | 39 | 1 | 14 | 1 | 0 | 81 | 0 | 0 | 0 |
| | 0 | 1+ | 4+ | 0 | 1+ | 17- | 23+ | 11- | 1+ | 1+ | 31- | 0 | 0 | 0 |
| ***** | | | | | | | | | | | | | | |
| 032RU | 0 | 4 | 14 | 0 | 2 | 16 | 16 | 3 | 1 | 1 | 47 | 0 | 0 | 0 |
| | 0 | 3 | 6+ | 0 | 0 | 26 | 1 | 4 | 1 | 0 | 81 | 0 | 0 | 0 |
| | 0 | 1+ | 8+ | 0 | 2+ | 10- | 15+ | 1- | 0 | 1+ | 34- | 0 | 0 | 0 |
| 032SO | 0 | 2 | 5 | 0 | 1 | 8 | 2 | 2 | 1 | 1 | 35 | 0 | 0 | 0 |
| | 0 | 0 | 5 | 0 | 0 | 23 | 1 | 4 | 1 | 0 | 69 | 0 | 0 | 0 |
| | 0 | 2+ | 0 | 0 | 1+ | 15- | 1+ | 2- | 0 | 1+ | 34- | 0 | 0 | 0 |
| 032SP | 0 | 2 | 9 | 0 | 1 | 8 | 14 | 1 | 0 | 0 | 12 | 0 | 0 | 0 |
| | 0 | 3 | 1 | 0 | 0 | 3 | 0 | 0 | 0 | 0 | 12 | 0 | 0 | 0 |
| | 0 | 1- | 8+ | 0 | 1+ | 5+ | 14+ | 1+ | 0 | 0 | 0 | 0 | 0 | 0 |
| 032ZZ | 0 | 0 | 0 | 0 | 0 | 6 | 8 | 0 | 1 | 0 | 3 | 0 | 0 | 0 |
| | 0 | 0 | 4 | 0 | 1 | 13 | 0 | 10 | 0 | 0 | 0 | 0 | 0 | 0 |
| | 0 | 0 | 4- | 0 | 1- | 7- | 8+ | 10- | 1+ | 0 | 3+ | 0 | 0 | 0 |
| 03201 | 0 | 0 | 0 | 0 | 0 | 6 | 8 | 0 | 1 | 0 | 3 | 0 | 0 | 0 |
| | 0 | 0 | 4 | 0 | 1 | 13 | 0 | 10 | 0 | 0 | 0 | 0 | 0 | 0 |
| | 0 | 0 | 4- | 0 | 1- | 7- | 8+ | 10- | 1+ | 0 | 3+ | 0 | 0 | 0 |
| ***** | | | | | | | | | | | | | | |
| 033AL | 1 | 2 | 1 | 0 | 1 | 9 | 4 | 5 | 0 | 0 | 20 | 0 | 0 | 12 |
| | 0 | 1 | 3 | 0 | 0 | 26 | 3 | 12 | 0 | 0 | 9 | 0 | 0 | 0 |
| | 1+ | 1+ | 2- | 0 | 1+ | 17- | 1+ | 7- | 0 | 0 | 11+ | 0 | 0 | 12+ |
| ***** | | | | | | | | | | | | | | |
| 033RU | 1 | 2 | 1 | 0 | 1 | 9 | 4 | 5 | 0 | 0 | 20 | 0 | 0 | 12 |
| | 0 | 1 | 3 | 0 | 0 | 26 | 3 | 12 | 0 | 0 | 9 | 0 | 0 | 0 |
| | 1+ | 1+ | 2- | 0 | 1+ | 17- | 1+ | 7- | 0 | 0 | 11+ | 0 | 0 | 12+ |
| ***** | | | | | | | | | | | | | | |
| 033SO | 1 | 2 | 0 | 0 | 0 | 1 | 0 | 0 | 0 | 0 | 16 | 0 | 0 | 0 |
| | 0 | 0 | 1 | 0 | 0 | 8 | 0 | 1 | 0 | 0 | 1 | 0 | 0 | 0 |
| | 1+ | 2+ | 1- | 0 | 0 | 7- | 0 | 1- | 0 | 0 | 15+ | 0 | 0 | 0 |
| 033SP | 0 | 0 | 1 | 0 | 1 | 8 | 4 | 5 | 0 | 0 | 4 | 0 | 0 | 12 |
| | 0 | 1 | 2 | 0 | 0 | 18 | 3 | 11 | 0 | 0 | 8 | 0 | 0 | 0 |
| | 0 | 1- | 1- | 0 | 1+ | 10- | 1+ | 6- | 0 | 0 | 4- | 0 | 0 | 12+ |
| ***** | | | | | | | | | | | | | | |
| 034AL | 0 | 3 | 23 | 0 | 2 | 90 | 28 | 210 | 5 | 0 | 138 | 0 | 0 | 13 |
| | 0 | 10 | 40 | 0 | 1 | 118 | 8 | 188 | 16 | 0 | 148 | 0 | 0 | 15 |
| | 0 | 7- | 17- | 0 | 1+ | 28- | 20+ | 22+ | 11- | 0 | 10- | 0 | 0 | 2- |
| ***** | | | | | | | | | | | | | | |
| 034RU | 0 | 3 | 11 | 0 | 0 | 46 | 0 | 58 | 0 | 0 | 104 | 0 | 0 | 13 |
| | 0 | 9 | 19 | 0 | 1 | 50 | 1 | 73 | 0 | 0 | 117 | 0 | 0 | 15 |
| | 0 | 6- | 8- | 0 | 1- | 4- | 1- | 15- | 0 | 0 | 13- | 0 | 0 | 2- |
| 034SO | 0 | 0 | 6 | 0 | 0 | 33 | 0 | 58 | 0 | 0 | 95 | 0 | 0 | 13 |
| | 0 | 7 | 16 | 0 | 0 | 45 | 1 | 71 | 0 | 0 | 113 | 0 | 0 | 15 |
| | 0 | 7- | 10- | 0 | 0 | 12- | 1- | 13- | 0 | 0 | 18- | 0 | 0 | 2- |
| 034SP | 0 | 3 | 5 | 0 | 0 | 13 | 0 | 0 | 0 | 0 | 9 | 0 | 0 | 0 |
| | 0 | 2 | 3 | 0 | 1 | 5 | 0 | 2 | 0 | 0 | 4 | 0 | 0 | 0 |
| | 0 | 1+ | 2+ | 0 | 1- | 8+ | 0 | 2- | 0 | 0 | 5+ | 0 | 0 | 0 |
| 034ZZ | 0 | 0 | 12 | 0 | 2 | 44 | 28 | 152 | 5 | 0 | 34 | 0 | 0 | 0 |
| | 0 | 1 | 21 | 0 | 0 | 68 | 7 | 115 | 16 | 0 | 31 | 0 | 0 | 0 |
| | 0 | 1- | 9- | 0 | 2+ | 24- | 21+ | 37+ | 11- | 0 | 3+ | 0 | 0 | 0 |
| 03401 | 0 | 0 | 0 | 0 | 0 | 12 | 0 | 37 | 3 | 0 | 0 | 0 | 0 | 0 |
| | 0 | 0 | 4 | 0 | 0 | 34 | 1 | 42 | 16 | 0 | 0 | 0 | 0 | 0 |
| | 0 | 0 | 4- | 0 | 0 | 22- | 1- | 5- | 13- | 0 | 0 | 0 | 0 | 0 |
| 03402 | 0 | 0 | 12 | 0 | 2 | 32 | 28 | 115 | 2 | 0 | 34 | 0 | 0 | 0 |
| | 0 | 1 | 17 | 0 | 0 | 36 | 4 | 73 | 0 | 0 | 31 | 0 | 0 | 0 |
| | 0 | 1- | 5- | 0 | 2+ | 2- | 22+ | 42+ | 2+ | 0 | 3+ | 0 | 0 | 0 |
| ***** | | | | | | | | | | | | | | |
| 035AL | 30 | 5 | 99 | 0 | 3 | 162 | 16 | 36 | 77 | 0 | 283 | 0 | 18 | 28 |
| | 21 | 11 | 61 | 0 | 3 | 148 | 26 | 35 | 69 | 0 | 208 | 0 | 15 | 15 |
| | 9+ | 6- | 38+ | 0 | 0 | 14+ | 10- | 1+ | 8+ | 0 | 75+ | 0 | 3+ | 13+ |
| ***** | | | | | | | | | | | | | | |
| 035RU | 0 | 0 | 20 | 0 | 0 | 99 | 2 | 2 | 0 | 0 | 104 | 0 | 0 | 0 |
| | 0 | 1 | 6 | 0 | 0 | 79 | 0 | 5 | 4 | 0 | 111 | 0 | 0 | 0 |
| | 0 | 1- | 14+ | 0 | 0 | 20+ | 2+ | 3- | 6- | 0 | 7- | 0 | 0 | 0 |
| 035SO | 0 | 0 | 5 | 0 | 0 | 54 | 0 | 0 | 0 | 0 | 89 | 0 | 0 | 0 |
| | 0 | 0 | 1 | 0 | 0 | 41 | 0 | 0 | 1 | 0 | 94 | 0 | 0 | 0 |
| | 0 | 0 | 4+ | 0 | 0 | 13+ | 0 | 0 | 1- | 0 | 5- | 0 | 0 | 0 |

PART II ARRESTS

| | | PART II ARRESTS BY CHARGE AND | | | AGENCY TYPE | ARSON | FORGERY | FRAUD | EMBEZZLE | STOLEN PROPERTY | VANDAL | ILLEGAL WEAPONS |
|-------------------------|--------|-------------------------------|--------|-------------|----------------|-------|---------|-------|----------|-----------------|--------|-----------------|
| | | JUVENILE | ADULTS | GRAND TOTAL | OTHER ASSAULTS | | | | | | | |
| STATE POLICE | 95 | 9 | 73 | 82 | 2 | 0 | 0 | 0 | 0 | 0 | 0 | 1 |
| | 94 | 6 | 70 | 76 | 2 | 0 | 0 | 0 | 0 | 1 | 1 | 1 |
| | CHANGE | 3+ | 3+ | 6+ | 0 | 0 | 0 | 0 | 0 | 1- | 1- | 0 |
| MUNICIPAL | 95 | 178 | 797 | 975 | 314 | 4 | 14 | 32 | 3 | 11 | 40 | 27 |
| | 94 | 92 | 496 | 588 | 61 | 5 | 6 | 39 | 3 | 7 | 36 | 27 |
| | CHANGE | 86+ | 301+ | 387+ | 253+ | 1- | 8+ | 7- | 0 | 4+ | 4+ | 0 |
| WHEELING PD | 95 | 176 | 756 | 932 | 310 | 4 | 14 | 32 | 3 | 11 | 39 | 27 |
| | 94 | 89 | 485 | 574 | 57 | 5 | 6 | 39 | 3 | 7 | 36 | 27 |
| | CHANGE | 87+ | 271+ | 358+ | 253+ | 1- | 8+ | 7- | 0 | 4+ | 3+ | 0 |
| BETHLEHEM PD | 95 | 1 | 0 | 1 | 0 | 0 | 0 | 0 | 0 | 0 | 0 | 0 |
| | 94 | 2 | 4 | 6 | 0 | 0 | 0 | 0 | 0 | 0 | 0 | 0 |
| | CHANGE | 1- | 4- | 5- | 0 | 0 | 0 | 0 | 0 | 0 | 0 | 0 |
| WEST LIBERTY ST COL SEC | 95 | 1 | 41 | 42 | 4 | 0 | 0 | 0 | 0 | 0 | 1 | 0 |
| | 94 | 1 | 7 | 8 | 4 | 0 | 0 | 0 | 0 | 0 | 0 | 0 |
| | CHANGE | 0 | 34+ | 34+ | 0 | 0 | 0 | 0 | 0 | 0 | 1+ | 0 |
| ***** | | | | | | | | | | | | |
| PENDLETON CTY TOTAL | 95 | 9 | 124 | 133 | 40 | 1 | 1 | 6 | 0 | 0 | 6 | 6 |
| | 94 | 10 | 181 | 191 | 37 | 1 | 2 | 7 | 0 | 0 | 9 | 16 |
| | CHANGE | 1- | 57- | 58- | 3+ | 0 | 1- | 1- | 0 | 0 | 3- | 10- |
| ***** | | | | | | | | | | | | |
| RURAL | 95 | 9 | 124 | 133 | 40 | 1 | 1 | 6 | 0 | 0 | 6 | 6 |
| | 94 | 10 | 181 | 191 | 37 | 1 | 2 | 7 | 0 | 0 | 9 | 16 |
| | CHANGE | 1- | 57- | 58- | 3+ | 0 | 1- | 1- | 0 | 0 | 3- | 10- |
| SHERIFF | 95 | 0 | 2 | 2 | 0 | 0 | 0 | 2 | 0 | 0 | 0 | 0 |
| | 94 | 0 | 7 | 7 | 0 | 0 | 0 | 2 | 0 | 0 | 0 | 5 |
| | CHANGE | 0 | 5- | 5- | 0 | 0 | 0 | 0 | 0 | 0 | 0 | 5- |
| STATE POLICE | 95 | 9 | 122 | 131 | 40 | 1 | 1 | 4 | 0 | 0 | 6 | 6 |
| | 94 | 10 | 174 | 184 | 37 | 1 | 2 | 5 | 0 | 0 | 9 | 11 |
| | CHANGE | 1- | 52- | 53- | 3+ | 0 | 1- | 1- | 0 | 0 | 3- | 5- |
| ***** | | | | | | | | | | | | |
| PLEASANTS CTY TOTAL | 95 | 8 | 126 | 134 | 8 | 0 | 0 | 24 | 0 | 0 | 2 | 8 |
| | 94 | 10 | 159 | 169 | 11 | 0 | 2 | 14 | 0 | 3 | 1 | 5 |
| | CHANGE | 2- | 33- | 35- | 3- | 0 | 2- | 10+ | 0 | 3- | 1+ | 3+ |
| ***** | | | | | | | | | | | | |
| RURAL | 95 | 7 | 76 | 83 | 6 | 0 | 0 | 24 | 0 | 0 | 2 | 8 |
| | 94 | 10 | 115 | 125 | 8 | 0 | 2 | 14 | 0 | 3 | 1 | 5 |
| | CHANGE | 3- | 39- | 42- | 2- | 0 | 2- | 10+ | 0 | 3- | 1+ | 3+ |
| SHERIFF | 95 | 2 | 51 | 53 | 2 | 0 | 0 | 16 | 0 | 0 | 0 | 6 |
| | 94 | 1 | 44 | 45 | 6 | 0 | 0 | 2 | 0 | 0 | 0 | 5 |
| | CHANGE | 1+ | 7+ | 8+ | 4- | 0 | 0 | 14+ | 0 | 0 | 0 | 1+ |
| ***** | | | | | | | | | | | | |
| STATE POLICE | 95 | 5 | 25 | 30 | 4 | 0 | 0 | 8 | 0 | 0 | 2 | 2 |
| | 94 | 9 | 71 | 80 | 2 | 0 | 2 | 12 | 0 | 3 | 1 | 0 |
| | CHANGE | 4- | 46- | 50- | 2+ | 0 | 2- | 4- | 0 | 3- | 1+ | 2+ |
| MUNICIPAL | 95 | 1 | 50 | 51 | 2 | 0 | 0 | 0 | 0 | 0 | 0 | 0 |
| | 94 | 0 | 44 | 44 | 3 | 0 | 0 | 0 | 0 | 0 | 0 | 0 |
| | CHANGE | 1+ | 6+ | 7+ | 1- | 0 | 0 | 0 | 0 | 0 | 0 | 0 |
| ST MARYS PD | 95 | 1 | 50 | 51 | 2 | 0 | 0 | 0 | 0 | 0 | 0 | 0 |
| | 94 | 0 | 44 | 44 | 3 | 0 | 0 | 0 | 0 | 0 | 0 | 0 |
| | CHANGE | 1+ | 6+ | 7+ | 1- | 0 | 0 | 0 | 0 | 0 | 0 | 0 |
| ***** | | | | | | | | | | | | |
| POCAHONTAS CTY TOTAL | 95 | 15 | 181 | 196 | 17 | 1 | 1 | 1 | 1 | 0 | 5 | 6 |
| | 94 | 25 | 105 | 130 | 15 | 4 | 1 | 10 | 0 | 0 | 7 | 1 |
| | CHANGE | 10- | 76+ | 66+ | 22+ | 3- | 0 | 9- | 1+ | 0 | 2- | 5+ |
| ***** | | | | | | | | | | | | |
| RURAL | 95 | 8 | 142 | 150 | 22 | 1 | 1 | 1 | 1 | 0 | 4 | 6 |
| | 94 | 5 | 81 | 86 | 13 | 2 | 1 | 6 | 0 | 0 | 4 | 1 |
| | CHANGE | 3+ | 61+ | 64+ | 9+ | 1- | 0 | 5- | 1+ | 0 | 4+ | 5+ |
| SHERIFF | 95 | 2 | 29 | 31 | 9 | 1 | 0 | 0 | 0 | 0 | 1 | 1 |
| | 94 | 5 | 38 | 43 | 4 | 0 | 0 | 3 | 0 | 0 | 0 | 1 |
| | CHANGE | 3- | 9- | 12- | 5+ | 1+ | 0 | 3- | 0 | 0 | 1+ | 0 |
| STATE POLICE | 95 | 6 | 113 | 119 | 13 | 0 | 1 | 1 | 1 | 0 | 3 | 5 |
| | 94 | 0 | 43 | 43 | 9 | 2 | 1 | 3 | 0 | 0 | 0 | 0 |
| | CHANGE | 6+ | 70+ | 76+ | 4+ | 2- | 0 | 2- | 1+ | 0 | 3+ | 5+ |
| MUNICIPAL | 95 | 7 | 39 | 46 | 15 | 0 | 0 | 0 | 0 | 0 | 1 | 0 |
| | 94 | 20 | 24 | 44 | 2 | 2 | 0 | 4 | 0 | 0 | 7 | 0 |
| | CHANGE | 13- | 15+ | 2+ | 13+ | 2- | 0 | 4- | 0 | 0 | 6- | 0 |
| MARLINTON PD | 95 | 7 | 39 | 46 | 15 | 0 | 0 | 0 | 0 | 0 | 1 | 0 |
| | 94 | 20 | 24 | 44 | 2 | 2 | 0 | 4 | 0 | 0 | 7 | 0 |
| | CHANGE | 13- | 15+ | 2+ | 13+ | 2- | 0 | 4- | 0 | 0 | 6- | 0 |
| ***** | | | | | | | | | | | | |
| PRESTON CTY TOTAL | 95 | 12 | 454 | 466 | 84 | 0 | 2 | 70 | 1 | 1 | 5 | 11 |
| | 94 | 23 | 427 | 450 | 75 | 1 | 6 | 109 | 0 | 9 | 10 | 10 |
| | CHANGE | 11- | 7+ | 4- | 9+ | 1- | 4- | 39- | 1+ | 8- | 5- | 1+ |
| ***** | | | | | | | | | | | | |
| RURAL | 95 | 6 | 375 | 381 | 74 | 0 | 2 | 68 | 1 | 1 | 3 | 10 |
| | 94 | 21 | 359 | 380 | 60 | 1 | 5 | 100 | 0 | 9 | 9 | 10 |
| | CHANGE | 15- | 16+ | 1+ | 14+ | 1- | 3- | 32- | 1+ | 8- | 6- | 0 |
| SHERIFF | 95 | 6 | 247 | 253 | 64 | 0 | 1 | 47 | 0 | 0 | 3 | 5 |
| | 94 | 20 | 244 | 264 | 40 | 1 | 2 | 63 | 0 | 5 | 9 | 8 |
| | CHANGE | 14- | 3+ | 11- | 24+ | 1- | 1- | 16- | 0 | 5- | 6- | 3- |

PART II ARRESTS

| | COML VICE | SEX OFFENSES | PART II NARCOTIC AND DRUG | GAMBLING | ARRESTS BY FAMILY OFFENSES | CHARGE DRIVING UND INFL | AND AGENCY LIQUOR LAMS | TYPE DRUNK-ENNESS | DISORD CONDUCT | VAGRANCY | OTHER OFFENSES | SUSPICION LOITER | CURFEW | RUN-AWAYS |
|-------|----------------|----------------|---------------------------|-------------|----------------------------|-------------------------|------------------------|-------------------|-----------------|--------------|------------------|------------------|----------------|-----------------|
| 0355P | 0 0 0 | 0 1 1- | 15 5 10+ | 0 0 0 | 0 0 0 | 45 38 7+ | 2 0 2+ | 2 5 3- | 0 5 5- | 0 0 0 | 15 17 2- | 0 0 0 | 0 0 0 | 0 0 0 |
| 0352Z | 30 21 9+ | 5 10 5- | 79 55 24+ | 0 0 0 | 3 3 0 | 63 69 6- | 14 26 12- | 54 30 4+ | 77 63 14+ | 0 0 0 | 179 97 82+ | 0 0 0 | 18 15 3+ | 28 15 13+ |
| 03501 | 30 21 9+ | 5 10 5- | 71 52 19+ | 0 0 0 | 3 3 0 | 60 67 7- | 10 26 16- | 18 29 11- | 76 62 14+ | 0 0 0 | 173 94 79+ | 0 0 0 | 18 15 3+ | 28 15 13+ |
| 03503 | 0 0 0 | 0 0 0 | 1 3 2- | 0 0 0 | 0 0 0 | 0 2 2- | 0 0 0 | 0 0 0 | 0 0 0 | 0 0 0 | 0 1 1- | 0 0 0 | 0 0 0 | 0 0 0 |
| 03506 | 0 0 0 | 0 0 0 | 7 0 7+ | 0 0 0 | 0 0 0 | 3 0 3+ | 4 0 4+ | 16 1 15+ | 1 1 0 | 0 0 0 | 6 2 4+ | 0 0 0 | 0 0 0 | 0 0 0 |
| 036AL | 0 0 0 | 1 3 2- | 5 5 0 | 0 0 0 | 0 0 0 | 45 53 8- | 2 22 20- | 0 4 4- | 0 1 1- | 0 0 0 | 20 31 11- | 0 0 0 | 0 0 0 | 0 0 0 |
| 036RU | 0 0 0 | 1 3 2- | 5 5 0 | 0 0 0 | 0 0 0 | 45 53 8- | 2 22 20- | 0 4 4- | 0 1 1- | 0 0 0 | 20 31 11- | 0 0 0 | 0 0 0 | 0 0 0 |
| 036S0 | 0 0 0 | 0 0 0 | 0 0 0 | 0 0 0 | 0 0 0 | 0 0 0 | 0 0 0 | 0 0 0 | 0 0 0 | 0 0 0 | 0 0 0 | 0 0 0 | 0 0 0 | 0 0 0 |
| 036SP | 0 0 0 | 1 3 2- | 5 5 0 | 0 0 0 | 0 0 0 | 45 53 8- | 2 22 20- | 0 4 4- | 0 1 1- | 0 0 0 | 20 31 11- | 0 0 0 | 0 0 0 | 0 0 0 |
| 037AL | 0 0 0 | 1 2 1- | 4 5 1- | 0 0 0 | 3 1 2+ | 38 49 11- | 0 8 8- | 29 43 14- | 4 1 3+ | 0 0 0 | 13 24 11- | 0 0 0 | 0 0 0 | 0 0 0 |
| 037RU | 0 0 0 | 1 2 1- | 1 5 4- | 0 0 0 | 3 1 2+ | 18 30 12- | 0 8 8- | 9 22 13- | 0 0 0 | 0 0 0 | 11 24 13- | 0 0 0 | 0 0 0 | 0 0 0 |
| 037S0 | 0 0 0 | 1 2 1- | 0 3 3- | 0 0 0 | 3 0 3+ | 12 9 3+ | 0 0 0 | 5 5 0 | 0 0 0 | 0 0 0 | 8 13 5- | 0 0 0 | 0 0 0 | 0 0 0 |
| 037SP | 0 0 0 | 0 0 0 | 1 2 1- | 0 0 0 | 0 1 1- | 6 21 15- | 0 8 8- | 4 17 13- | 0 0 0 | 0 0 0 | 3 11 8- | 0 0 0 | 0 0 0 | 0 0 0 |
| 0372Z | 0 0 0 | 0 0 0 | 3 0 3+ | 0 0 0 | 0 0 0 | 20 19 1+ | 0 0 0 | 20 21 1- | 4 1 3+ | 0 0 0 | 2 0 2+ | 0 0 0 | 0 0 0 | 0 0 0 |
| 03701 | 0 0 0 | 0 0 0 | 3 0 3+ | 0 0 0 | 0 0 0 | 20 19 1+ | 0 0 0 | 20 21 1- | 4 1 3+ | 0 0 0 | 2 0 2+ | 0 0 0 | 0 0 0 | 0 0 0 |
| 038AL | 0 0 0 | 1 1 0 | 12 3 9+ | 0 0 0 | 9 2 7+ | 64 39 25+ | 10 6 4+ | 7 12 5- | 1 6 5- | 0 1 1- | 40 18 22+ | 0 0 0 | 0 0 0 | 0 4 4- |
| 038RU | 0 0 0 | 1 1 0 | 6 3 3+ | 0 0 0 | 9 2 7+ | 50 30 20+ | 7 1 6+ | 3 1 2+ | 0 2 2- | 0 1 1- | 38 18 20+ | 0 0 0 | 0 0 0 | 0 4 4- |
| 038S0 | 0 0 0 | 0 0 0 | 2 1 1+ | 0 0 0 | 1 2 1- | 7 17 10- | 4 0 4+ | 0 0 0 | 0 0 0 | 0 1 1- | 5 10 5- | 0 0 0 | 0 0 0 | 0 4 4- |
| 0385P | 0 0 0 | 1 1 0 | 4 2 2+ | 0 0 0 | 8 0 8+ | 43 13 30+ | 3 1 2+ | 3 1 2+ | 0 2 2- | 0 0 0 | 33 0 25+ | 0 0 0 | 0 0 0 | 0 0 0 |
| 0382Z | 0 0 0 | 0 0 0 | 6 0 6+ | 0 0 0 | 0 0 0 | 14 9 5+ | 3 5 2- | 4 11 7- | 1 4 3- | 0 0 0 | 2 0 2+ | 0 0 0 | 0 0 0 | 0 0 0 |
| 03801 | 0 0 0 | 0 0 0 | 6 0 6+ | 0 0 0 | 0 0 0 | 14 9 5+ | 3 5 2- | 4 11 7- | 1 4 3- | 0 0 0 | 2 0 2+ | 0 0 0 | 0 0 0 | 0 0 0 |
| 039AL | 0 2 2- | 0 12 12- | 18 4 14+ | 0 0 0 | 9 5 4+ | 141 108 33+ | 5 4 1+ | 24 16 8+ | 2 0 2+ | 0 0 0 | 72 70 2+ | 0 0 0 | 0 0 0 | 1 9 8- |
| 039RU | 0 2 2- | 0 12 12- | 17 3 14+ | 0 0 0 | 8 4 4+ | 131 90 41+ | 0 2 2- | 3 0 3+ | 2 0 2+ | 0 0 0 | 60 64 4- | 0 0 0 | 0 0 0 | 1 9 8- |
| 039S0 | 0 2 2- | 0 10 10- | 11 3 8+ | 0 0 0 | 7 4 3+ | 71 61 10+ | 0 2 2- | 3 0 3+ | 2 0 2+ | 0 0 0 | 38 45 7- | 0 0 0 | 0 0 0 | 1 9 8- |

PART II ARRESTS

| | | PART II ARRESTS BY CHARGE AND AGENCY TYPE | | | ARSON | FORGERY | FRAUD | EMBEZZLE | STOLEN PROPERTY | VANDAL | ILLEGAL WEAPONS | | |
|---------------|--------|---|--------|-------------|----------------|---------|-------|----------|-----------------|--------|-----------------|-----|-----|
| | | JUVENILE | ADULTS | GRAND TOTAL | OTHER ASSAULTS | | | | | | | | |
| STATE POLICE | 95 | 0 | 128 | 128 | 10 | 0 | 1 | 21 | 1 | 1 | 0 | 5 | |
| | 94 | 1 | 115 | 116 | 20 | 0 | 3 | 37 | 0 | 4 | 0 | 2 | |
| | CHANGE | 1- | 13+ | 12+ | 10- | 0 | 2- | 16- | 1+ | 3- | 0 | 3+ | |
| MUNICIPAL | 95 | 6 | 59 | 65 | 10 | 0 | 0 | 2 | 0 | 0 | 2 | 1 | |
| | 94 | 2 | 68 | 70 | 15 | 0 | 1 | 9 | 0 | 0 | 1 | 0 | |
| | CHANGE | 4+ | 9- | 5- | 5- | 0 | 1- | 7- | 0 | 0 | 1+ | 1+ | |
| KINGHOOD PD | 95 | 6 | 59 | 65 | 10 | 0 | 0 | 2 | 0 | 0 | 2 | 1 | |
| | 94 | 2 | 68 | 70 | 15 | 0 | 1 | 9 | 0 | 0 | 1 | 0 | |
| | CHANGE | 4+ | 9- | 5- | 5- | 0 | 1- | 7- | 0 | 0 | 1+ | 1+ | |
| REEDSVILLE PD | 95 | 0 | 0 | 0 | 0 | 0 | 0 | 0 | 0 | 0 | 0 | 0 | |
| | 94 | 0 | 0 | 0 | 0 | 0 | 0 | 0 | 0 | 0 | 0 | 0 | |
| | CHANGE | 0 | 0 | 0 | 0 | 0 | 0 | 0 | 0 | 0 | 0 | 0 | |
| ***** | | | | | | | | | | | | | |
| INDIAN CTY | TOTAL | 95 | 27 | 838 | 865 | 90 | 7 | 39 | 187 | 1 | 6 | 0 | 32 |
| | 94 | 30 | 757 | 787 | 79 | 0 | 64 | 150 | 1 | 8 | 0 | 47 | |
| | CHANGE | 3- | 81+ | 78+ | 11+ | 7+ | 25- | 37+ | 0 | 2- | 0 | 15- | |
| ***** | | | | | | | | | | | | | |
| RURAL | 95 | 21 | 669 | 690 | 89 | 7 | 39 | 187 | 1 | 6 | 0 | 30 | |
| | 94 | 13 | 569 | 582 | 77 | 0 | 64 | 150 | 1 | 7 | 0 | 41 | |
| | CHANGE | 8+ | 100+ | 108+ | 12+ | 7+ | 25- | 37+ | 0 | 1- | 0 | 11- | |
| SHERIFF | 95 | 19 | 595 | 614 | 84 | 6 | 38 | 186 | 1 | 5 | 0 | 30 | |
| | 94 | 5 | 511 | 516 | 69 | 0 | 62 | 143 | 0 | 6 | 0 | 39 | |
| | CHANGE | 14+ | 84+ | 98+ | 15+ | 6+ | 24- | 43+ | 1+ | 1- | 0 | 9- | |
| STATE POLICE | 95 | 2 | 74 | 76 | 5 | 1 | 1 | 1 | 0 | 1 | 0 | 0 | |
| | 94 | 8 | 58 | 66 | 8 | 0 | 2 | 7 | 1 | 1 | 0 | 2 | |
| | CHANGE | 6- | 16+ | 10+ | 3- | 1+ | 1- | 6- | 1- | 0 | 0 | 2- | |
| MUNICIPAL | 95 | 6 | 169 | 175 | 1 | 0 | 0 | 0 | 0 | 0 | 0 | 2 | |
| | 94 | 17 | 188 | 205 | 2 | 0 | 0 | 0 | 0 | 1 | 0 | 6 | |
| | CHANGE | 11- | 19- | 30- | 1- | 0 | 0 | 0 | 0 | 1- | 0 | 4- | |
| HURRICANE PD | 95 | 6 | 120 | 126 | 1 | 0 | 0 | 0 | 0 | 0 | 0 | 2 | |
| | 94 | 17 | 114 | 131 | 2 | 0 | 0 | 0 | 0 | 1 | 0 | 6 | |
| | CHANGE | 11- | 6+ | 5- | 1- | 0 | 0 | 0 | 0 | 1- | 0 | 4- | |
| POCA PD | 95 | 0 | 49 | 49 | 0 | 0 | 0 | 0 | 0 | 0 | 0 | 0 | |
| | 94 | 0 | 74 | 74 | 0 | 0 | 0 | 0 | 0 | 0 | 0 | 0 | |
| | CHANGE | 0 | 25- | 25- | 0 | 0 | 0 | 0 | 0 | 0 | 0 | 0 | |
| ***** | | | | | | | | | | | | | |
| RALEIGH CTY | TOTAL | 95 | 313 | 2813 | 3126 | 414 | 4 | 21 | 633 | 8 | 18 | 113 | 101 |
| | 94 | 340 | 2872 | 3212 | 377 | 1 | 64 | 780 | 6 | 31 | 89 | 91 | |
| | CHANGE | 27- | 59- | 86- | 37+ | 3+ | 23- | 147- | 2+ | 13- | 24+ | 10+ | |
| ***** | | | | | | | | | | | | | |
| RURAL | 95 | 102 | 1700 | 1802 | 248 | 2 | 12 | 568 | 4 | 11 | 54 | 58 | |
| | 94 | 80 | 1776 | 1856 | 170 | 1 | 23 | 740 | 5 | 15 | 40 | 37 | |
| | CHANGE | 22+ | 76- | 54- | 78+ | 1+ | 11- | 172- | 1- | 4- | 14+ | 21+ | |
| SHERIFF | 95 | 73 | 1294 | 1367 | 170 | 2 | 10 | 568 | 1 | 7 | 37 | 41 | |
| | 94 | 71 | 1483 | 1554 | 154 | 1 | 17 | 740 | 0 | 7 | 36 | 28 | |
| | CHANGE | 2+ | 189- | 187- | 36+ | 1+ | 7- | 172- | 1+ | 0 | 1+ | 13+ | |
| STATE POLICE | 95 | 29 | 406 | 435 | 78 | 0 | 2 | 0 | 3 | 4 | 17 | 17 | |
| | 94 | 9 | 293 | 302 | 6 | 0 | 6 | 0 | 5 | 8 | 4 | 9 | |
| | CHANGE | 20+ | 113+ | 133+ | 42+ | 0 | 4- | 0 | 2- | 4- | 13+ | 8+ | |
| MUNICIPAL | 95 | 211 | 1113 | 1324 | 166 | 2 | 9 | 65 | 4 | 7 | 59 | 43 | |
| | 94 | 260 | 1096 | 1356 | 207 | 0 | 21 | 40 | 1 | 16 | 49 | 54 | |
| | CHANGE | 49- | 17+ | 32- | 41- | 2+ | 12- | 25+ | 3+ | 9- | 10+ | 11- | |
| BECKLEY PD | 95 | 197 | 1049 | 1246 | 151 | 2 | 8 | 65 | 4 | 6 | 53 | 41 | |
| | 94 | 238 | 1064 | 1302 | 193 | 0 | 21 | 40 | 1 | 12 | 44 | 54 | |
| | CHANGE | 41- | 15- | 56- | 42- | 2+ | 13- | 25+ | 3+ | 6- | 9+ | 13- | |
| MARSCOTT PD | 95 | 14 | 32 | 46 | 15 | 0 | 0 | 0 | 0 | 1 | 6 | 2 | |
| | 94 | 22 | 14 | 36 | 11 | 0 | 0 | 0 | 0 | 3 | 5 | 0 | |
| | CHANGE | 8- | 18+ | 10+ | 4+ | 0 | 0 | 0 | 0 | 2- | 1+ | 2+ | |
| SOPHIA PD | 95 | 0 | 32 | 32 | 0 | 0 | 1 | 0 | 0 | 0 | 0 | 0 | |
| | 94 | 0 | 18 | 18 | 3 | 0 | 0 | 0 | 0 | 1 | 0 | 0 | |
| | CHANGE | 0 | 14+ | 14+ | 3- | 0 | 1+ | 0 | 0 | 1- | 0 | 0 | |
| ***** | | | | | | | | | | | | | |
| RANDOLPH CTY | TOTAL | 95 | 87 | 495 | 582 | 84 | 2 | 12 | 16 | 0 | 8 | 33 | 12 |
| | 94 | 79 | 600 | 679 | 91 | 9 | 15 | 12 | 0 | 6 | 37 | 15 | |
| | CHANGE | 8+ | 105- | 97- | 7- | 7- | 3- | 4+ | 0 | 2+ | 4- | 3- | |
| ***** | | | | | | | | | | | | | |
| RURAL | 95 | 48 | 267 | 315 | 41 | 1 | 6 | 14 | 0 | 8 | 17 | 8 | |
| | 94 | 25 | 232 | 257 | 30 | 0 | 7 | 11 | 0 | 1 | 13 | 5 | |
| | CHANGE | 23+ | 35+ | 58+ | 11+ | 1+ | 1- | 3+ | 0 | 7+ | 4+ | 3+ | |
| SHERIFF | 95 | 0 | 19 | 19 | 3 | 0 | 0 | 0 | 0 | 0 | 1 | 3 | |
| | 94 | 0 | 0 | 0 | 0 | 0 | 0 | 0 | 0 | 0 | 0 | 0 | |
| | CHANGE | 0 | 19+ | 19+ | 3+ | 0 | 0 | 0 | 0 | 0 | 1+ | 3+ | |
| STATE POLICE | 95 | 48 | 248 | 296 | 38 | 1 | 6 | 14 | 0 | 8 | 16 | 5 | |
| | 94 | 25 | 232 | 257 | 30 | 0 | 7 | 11 | 0 | 1 | 13 | 5 | |
| | CHANGE | 23+ | 16+ | 39+ | 8+ | 1+ | 1- | 3+ | 0 | 7+ | 3+ | 0 | |
| MUNICIPAL | 95 | 39 | 228 | 267 | 43 | 1 | 6 | 2 | 0 | 0 | 16 | 4 | |
| | 94 | 54 | 368 | 422 | 61 | 9 | 8 | 1 | 0 | 5 | 24 | 10 | |
| | CHANGE | 15- | 140- | 155- | 18- | 8- | 2- | 1+ | 0 | 5- | 8- | 6- | |

PART II ARRESTS

| | COIL VICE | SEX OFFENSES | MARCOTIC AND DRUG | PART II GAMBLING | ARRESTS BY FAMILY OFFENSES | CHARGE DRIVING UND INFL | AND AGENCY LIQUOR LAWS | TYPE DRUNK-ENNESS | DISORD CONDUCT | VAGRANCY | OTHER OFFENSES | SUSPICION CURFEW LOITER | RUN-AWAYS |
|-------|-----------|--------------|-------------------|------------------|----------------------------|-------------------------|------------------------|-------------------|----------------|----------|----------------|-------------------------|-----------|
| 0395P | 0 | 0 | 6 | 0 | 1 | 60 | 0 | 0 | 0 | 0 | 22 | 0 | 0 |
| | 0 | 2 | 0 | 0 | 0 | 29 | 0 | 0 | 0 | 0 | 19 | 0 | 0 |
| | 0 | 2- | 6+ | 0 | 1+ | 31+ | 0 | 0 | 0 | 0 | 3+ | 0 | 0 |
| 0392Z | 0 | 0 | 1 | 0 | 1 | 10 | 5 | 21 | 0 | 0 | 12 | 0 | 0 |
| | 0 | 0 | 1 | 0 | 1 | 18 | 2 | 16 | 0 | 0 | 6 | 0 | 0 |
| | 0 | 0 | 0 | 0 | 0 | 8- | 3+ | 5+ | 0 | 0 | 6+ | 0 | 0 |
| 03901 | 0 | 0 | 1 | 0 | 1 | 10 | 5 | 21 | 0 | 0 | 12 | 0 | 0 |
| | 0 | 0 | 1 | 0 | 1 | 18 | 2 | 16 | 0 | 0 | 6 | 0 | 0 |
| | 0 | 0 | 0 | 0 | 0 | 8- | 3+ | 5+ | 0 | 0 | 6+ | 0 | 0 |
| 03907 | 0 | 0 | 0 | 0 | 0 | 0 | 0 | 0 | 0 | 0 | 0 | 0 | 0 |
| | 0 | 0 | 0 | 0 | 0 | 0 | 0 | 0 | 0 | 0 | 0 | 0 | 0 |
| | 0 | 0 | 0 | 0 | 0 | 0 | 0 | 0 | 0 | 0 | 0 | 0 | 0 |
| ***** | | | | | | | | | | | | | |
| 040AL | 0 | 7 | 62 | 0 | 12 | 160 | 3 | 44 | 12 | 2 | 196 | 0 | 0 |
| | 0 | 17 | 44 | 1 | 2 | 101 | 5 | 46 | 30 | 8 | 160 | 0 | 5 |
| | 0 | 10- | 18+ | 1- | 10+ | 59+ | 2- | 22- | 18- | 6- | 36+ | 0 | 3- |
| | 0 | 10- | 18+ | 1- | 10+ | 59+ | 2- | 22- | 18- | 6- | 36+ | 0 | 3- |
| ***** | | | | | | | | | | | | | |
| 040RU | 0 | 7 | 37 | 0 | 10 | 104 | 0 | 11 | 0 | 0 | 157 | 0 | 0 |
| | 0 | 17 | 39 | 1 | 2 | 48 | 4 | 11 | 0 | 0 | 120 | 0 | 0 |
| | 0 | 10- | 2- | 1- | 8+ | 56+ | 4- | 0 | 0 | 0 | 37+ | 0 | 5+ |
| 04050 | 0 | 2 | 33 | 0 | 10 | 85 | 0 | 9 | 0 | 0 | 121 | 0 | 4 |
| | 0 | 6 | 29 | 0 | 0 | 44 | 0 | 11 | 0 | 0 | 107 | 0 | 0 |
| | 0 | 4- | 4+ | 0 | 10+ | 41+ | 0 | 2- | 0 | 0 | 14+ | 0 | 4+ |
| 0405P | 0 | 5 | 4 | 0 | 0 | 19 | 0 | 2 | 0 | 0 | 36 | 0 | 1 |
| | 0 | 11 | 10 | 1 | 2 | 4 | 4 | 0 | 0 | 0 | 13 | 0 | 0 |
| | 0 | 6- | 6- | 1- | 2- | 15+ | 4- | 2+ | 0 | 0 | 23+ | 0 | 1+ |
| 040ZZ | 0 | 0 | 25 | 0 | 2 | 56 | 3 | 33 | 12 | 2 | 39 | 0 | 0 |
| | 0 | 0 | 5 | 0 | 0 | 33 | 1 | 30 | 8 | 8 | 40 | 0 | 3 |
| | 0 | 0 | 20+ | 0 | 2+ | 3+ | 2+ | 22- | 18- | 6- | 1- | 0 | 3- |
| 04001 | 0 | 0 | 25 | 0 | 2 | 45 | 3 | 16 | 0 | 0 | 32 | 0 | 0 |
| | 0 | 0 | 5 | 0 | 0 | 51 | 1 | 27 | 2 | 0 | 32 | 0 | 3 |
| | 0 | 0 | 20+ | 0 | 2+ | 6- | 2+ | 11- | 2- | 0 | 0 | 0 | 3- |
| 04004 | 0 | 0 | 0 | 0 | 0 | 11 | 0 | 17 | 12 | 2 | 7 | 0 | 0 |
| | 0 | 0 | 0 | 0 | 0 | 2 | 0 | 28 | 8 | 8 | 8 | 0 | 0 |
| | 0 | 0 | 0 | 0 | 0 | 9+ | 0 | 11- | 16- | 6- | 1- | 0 | 0 |
| ***** | | | | | | | | | | | | | |
| 041AL | 0 | 5 | 180 | 3 | 65 | 570 | 22 | 531 | 83 | 0 | 264 | 0 | 39 |
| | 0 | 12 | 212 | 1 | 40 | 504 | 11 | 619 | 47 | 0 | 260 | 0 | 28 |
| | 0 | 7- | 32- | 2+ | 25+ | 66+ | 11+ | 88- | 36+ | 0 | 4+ | 0 | 11+ |
| | 0 | 7- | 32- | 2+ | 25+ | 66+ | 11+ | 88- | 36+ | 0 | 4+ | 0 | 11+ |
| ***** | | | | | | | | | | | | | |
| 041RU | 0 | 5 | 107 | 0 | 15 | 383 | 0 | 161 | 21 | 0 | 109 | 0 | 0 |
| | 0 | 12 | 106 | 0 | 18 | 362 | 2 | 238 | 8 | 0 | 56 | 0 | 0 |
| | 0 | 7- | 1+ | 0 | 3- | 21+ | 2- | 77- | 13+ | 0 | 53+ | 0 | 21+ |
| 04150 | 0 | 1 | 6 | 0 | 14 | 285 | 0 | 124 | 20 | 0 | 45 | 0 | 0 |
| | 0 | 10 | 30 | 0 | 18 | 264 | 2 | 196 | 8 | 0 | 41 | 0 | 0 |
| | 0 | 9- | 24- | 0 | 4- | 21+ | 2- | 72- | 12+ | 0 | 4+ | 0 | 14+ |
| 0415P | 0 | 4 | 101 | 0 | 1 | 98 | 0 | 37 | 1 | 0 | 64 | 0 | 0 |
| | 0 | 2 | 76 | 0 | 0 | 98 | 0 | 42 | 0 | 0 | 15 | 0 | 1 |
| | 0 | 2+ | 25+ | 0 | 1+ | 0 | 0 | 5- | 1+ | 0 | 49+ | 0 | 7+ |
| 041ZZ | 0 | 0 | 73 | 3 | 50 | 187 | 22 | 370 | 62 | 0 | 155 | 0 | 8 |
| | 0 | 0 | 106 | 1 | 22 | 142 | 9 | 381 | 39 | 0 | 204 | 0 | 38 |
| | 0 | 0 | 33- | 2+ | 28+ | 45+ | 13+ | 11- | 23+ | 0 | 49- | 0 | 28- |
| 04101 | 0 | 0 | 73 | 3 | 49 | 159 | 18 | 356 | 61 | 0 | 151 | 0 | 7 |
| | 0 | 0 | 106 | 1 | 22 | 129 | 9 | 379 | 39 | 0 | 199 | 0 | 17 |
| | 0 | 0 | 33- | 2+ | 27+ | 30+ | 9+ | 23- | 22+ | 0 | 48- | 0 | 29- |
| 04103 | 0 | 0 | 0 | 0 | 1 | 5 | 4 | 6 | 1 | 0 | 4 | 0 | 1 |
| | 0 | 0 | 0 | 0 | 0 | 0 | 0 | 2 | 0 | 0 | 4 | 0 | 11 |
| | 0 | 0 | 0 | 0 | 1+ | 5+ | 4+ | 4+ | 1+ | 0 | 0 | 0 | 11- |
| 04104 | 0 | 0 | 0 | 0 | 0 | 23 | 0 | 8 | 0 | 0 | 0 | 0 | 0 |
| | 0 | 0 | 0 | 0 | 0 | 15 | 0 | 0 | 0 | 0 | 1 | 0 | 0 |
| | 0 | 0 | 0 | 0 | 0 | 10+ | 0 | 8+ | 0 | 0 | 1- | 0 | 0 |
| ***** | | | | | | | | | | | | | |
| 042AL | 0 | 12 | 29 | 0 | 8 | 78 | 17 | 139 | 24 | 3 | 75 | 0 | 8 |
| | 0 | 7 | 13 | 0 | 5 | 92 | 19 | 196 | 34 | 8 | 82 | 0 | 20 |
| | 0 | 5+ | 16+ | 0 | 3+ | 14- | 2- | 57- | 10- | 5- | 7- | 0 | 12- |
| | 0 | 5+ | 16+ | 0 | 3+ | 14- | 2- | 57- | 10- | 5- | 7- | 0 | 12- |
| ***** | | | | | | | | | | | | | |
| 042RU | 0 | 10 | 26 | 0 | 7 | 43 | 14 | 46 | 0 | 0 | 51 | 0 | 1 |
| | 0 | 5 | 9 | 0 | 4 | 49 | 1 | 58 | 8 | 0 | 39 | 0 | 17 |
| | 0 | 5+ | 17+ | 0 | 3+ | 6- | 13+ | 12- | 8- | 0 | 12+ | 0 | 5+ |
| 04250 | 0 | 0 | 7 | 0 | 0 | 5 | 0 | 0 | 0 | 0 | 0 | 0 | 0 |
| | 0 | 0 | 0 | 0 | 0 | 0 | 0 | 0 | 0 | 0 | 0 | 0 | 0 |
| | 0 | 0 | 7+ | 0 | 0 | 5+ | 0 | 0 | 0 | 0 | 0 | 0 | 0 |
| 0425P | 0 | 10 | 19 | 0 | 7 | 38 | 14 | 46 | 0 | 0 | 51 | 0 | 1 |
| | 0 | 5 | 9 | 0 | 4 | 49 | 1 | 58 | 8 | 0 | 39 | 0 | 17 |
| | 0 | 5+ | 10+ | 0 | 3+ | 11- | 13+ | 12- | 8- | 0 | 12+ | 0 | 5+ |
| 0422Z | 0 | 2 | 3 | 0 | 1 | 35 | 3 | 93 | 26 | 3 | 24 | 0 | 7 |
| | 0 | 2 | 4 | 0 | 1 | 43 | 18 | 138 | 26 | 8 | 43 | 0 | 20 |
| | 0 | 0 | 1- | 0 | 0 | 8- | 15- | 45- | 2- | 5- | 19- | 0 | 13- |

PART II ARRESTS

| | | PART II ARRESTS BY CHARGE AND AGENCY TYPE | | | | ARSON | FORGERY | FRAUD | EMBEZZLE | STOLEN PROPERTY | VANDAL | ILLEGAL WEAPONS |
|----------------|--------------|---|--------|-------------|----------------|-------|---------|-------|----------|-----------------|--------|-----------------|
| | | JUVENILE | ADULTS | GRAUD TOTAL | OTHER ASSAULTS | | | | | | | |
| ELKINS PD | 95 | 39 | 228 | 267 | 43 | 1 | 6 | 2 | 0 | 16 | 4 | |
| | 94 | 54 | 364 | 418 | 61 | 9 | 8 | 1 | 0 | 24 | 10 | |
| | CHANGE | 15- | 136- | 151- | 18- | 8- | 2- | 1+ | 0 | 8- | 6- | |
| MILL CREEK PD | 95 | 0 | 0 | 0 | 0 | 0 | 0 | 0 | 0 | 0 | 0 | |
| | 94 | 0 | 4 | 4 | 0 | 0 | 0 | 0 | 0 | 0 | 0 | |
| | CHANGE | 0 | 4- | 4- | 0 | 0 | 0 | 0 | 0 | 0 | 0 | |
| ***** | | | | | | | | | | | | |
| RITCHIE CTY | TOTAL | 95 | 3 | 276 | 279 | 28 | 1 | 4 | 6 | 2 | 4 | 9 |
| | 94 | 5 | 228 | 233 | 31 | 0 | 0 | 14 | 0 | 3 | 28 | |
| | CHANGE | 2- | 48+ | 46+ | 3- | 1+ | 4+ | 8- | 0 | 1+ | 19- | |
| ***** | | | | | | | | | | | | |
| | RURAL | 95 | 3 | 191 | 194 | 27 | 1 | 4 | 6 | 2 | 1 | 8 |
| | 94 | 2 | 184 | 184 | 29 | 0 | 0 | 14 | 0 | 3 | 28 | |
| | CHANGE | 1+ | 7+ | 8+ | 2- | 1+ | 4+ | 8- | 0 | 2+ | 2- | 20- |
| | SHERIFF | 95 | 3 | 96 | 99 | 12 | 1 | 1 | 0 | 1 | 0 | 8 |
| | 94 | 2 | 88 | 90 | 10 | 0 | 0 | 0 | 0 | 1 | 25 | |
| | CHANGE | 1+ | 8+ | 9+ | 2+ | 1+ | 1+ | 0 | 0 | 1+ | 1- | 17- |
| | STATE POLICE | 95 | 0 | 95 | 95 | 15 | 0 | 3 | 6 | 1 | 1 | 0 |
| | 94 | 0 | 96 | 96 | 15 | 0 | 3 | 14 | 0 | 0 | 1 | 0 |
| | CHANGE | 0 | 1- | 1- | 4- | 0 | 3+ | 8- | 0 | 1+ | 1- | 3- |
| | MUNICIPAL | 95 | 0 | 85 | 85 | 1 | 0 | 0 | 0 | 0 | 3 | 1 |
| | 94 | 3 | 44 | 47 | 2 | 0 | 0 | 0 | 0 | 0 | 0 | |
| | CHANGE | 3- | 41+ | 38+ | 1- | 0 | 0 | 0 | 0 | 0 | 3+ | 1+ |
| HARRISVILLE PD | 95 | 0 | 85 | 85 | 1 | 0 | 0 | 0 | 0 | 3 | 1 | |
| | 94 | 3 | 40 | 43 | 2 | 0 | 0 | 0 | 0 | 0 | 0 | |
| | CHANGE | 3- | 45+ | 42+ | 1- | 0 | 0 | 0 | 0 | 3+ | 1+ | |
| PENNSBORO PD | 95 | 0 | 0 | 0 | 0 | 0 | 0 | 0 | 0 | 0 | 0 | |
| | 94 | 0 | 4 | 4 | 0 | 0 | 0 | 0 | 0 | 0 | 0 | |
| | CHANGE | 0 | 4- | 4- | 0 | 0 | 0 | 0 | 0 | 0 | 0 | |
| ***** | | | | | | | | | | | | |
| ROANE CTY | TOTAL | 95 | 37 | 557 | 594 | 30 | 1 | 2 | 21 | 2 | 1 | 27 |
| | 94 | 45 | 268 | 313 | 26 | 0 | 3 | 4 | 0 | 0 | 8 | |
| | CHANGE | 8- | 289+ | 281+ | 4+ | 1+ | 1- | 17+ | 0 | 2+ | 1+ | 19+ |
| ***** | | | | | | | | | | | | |
| | RURAL | 95 | 17 | 292 | 309 | 8 | 1 | 2 | 21 | 2 | 0 | 26 |
| | 94 | 37 | 177 | 214 | 10 | 0 | 3 | 4 | 0 | 0 | 7 | |
| | CHANGE | 20+ | 115+ | 95+ | 2- | 1+ | 1- | 17+ | 0 | 2+ | 0 | 19+ |
| | SHERIFF | 95 | 14 | 250 | 264 | 2 | 1 | 1 | 21 | 2 | 0 | 26 |
| | 94 | 32 | 130 | 162 | 0 | 0 | 1 | 3 | 0 | 0 | 7 | |
| | CHANGE | 18- | 120+ | 102+ | 2+ | 1+ | 0 | 18+ | 0 | 2+ | 0 | 19+ |
| | STATE POLICE | 95 | 3 | 42 | 45 | 6 | 0 | 1 | 0 | 0 | 0 | 0 |
| | 94 | 5 | 47 | 52 | 10 | 0 | 2 | 1 | 0 | 0 | 0 | |
| | CHANGE | 2- | 5- | 7- | 4- | 0 | 1- | 1- | 0 | 0 | 0 | |
| | MUNICIPAL | 95 | 20 | 265 | 285 | 22 | 0 | 0 | 0 | 0 | 1 | 1 |
| | 94 | 8 | 91 | 99 | 16 | 0 | 0 | 0 | 0 | 0 | 1 | |
| | CHANGE | 12+ | 174+ | 186+ | 6+ | 0 | 0 | 0 | 0 | 0 | 1+ | 0 |
| SPENCER PD | 95 | 20 | 265 | 285 | 22 | 0 | 0 | 0 | 0 | 1 | 1 | |
| | 94 | 8 | 91 | 99 | 16 | 0 | 0 | 0 | 0 | 0 | 1 | |
| | CHANGE | 12+ | 174+ | 186+ | 6+ | 0 | 0 | 0 | 0 | 1+ | 0 | |
| ***** | | | | | | | | | | | | |
| SUMMERS CTY | TOTAL | 95 | 1 | 300 | 301 | 45 | 1 | 0 | 24 | 5 | 4 | 11 |
| | 94 | 3 | 334 | 337 | 74 | 1 | 1 | 18 | 1 | 1 | 14 | |
| | CHANGE | 2- | 34- | 36- | 31- | 0 | 1- | 6+ | 1- | 5+ | 3- | |
| ***** | | | | | | | | | | | | |
| | RURAL | 95 | 1 | 126 | 127 | 12 | 1 | 0 | 24 | 3 | 4 | 5 |
| | 94 | 3 | 141 | 144 | 25 | 0 | 1 | 10 | 1 | 1 | 6 | |
| | CHANGE | 2- | 15- | 17- | 13- | 1+ | 0 | 14+ | 1- | 3+ | 1- | |
| | SHERIFF | 95 | 1 | 94 | 95 | 4 | 1 | 0 | 24 | 3 | 3 | 5 |
| | 94 | 1 | 108 | 109 | 23 | 0 | 0 | 8 | 0 | 0 | 5 | |
| | CHANGE | 0 | 14- | 14- | 19- | 1+ | 0 | 16+ | 0 | 3+ | 0 | |
| | STATE POLICE | 95 | 0 | 32 | 32 | 8 | 0 | 0 | 0 | 0 | 1 | 0 |
| | 94 | 2 | 33 | 35 | 2 | 0 | 0 | 2 | 1 | 0 | 1 | |
| | CHANGE | 2- | 1- | 3- | 6+ | 0 | 0 | 2- | 1- | 0 | 1- | |
| | MUNICIPAL | 95 | 0 | 174 | 174 | 33 | 0 | 0 | 0 | 2 | 0 | 6 |
| | 94 | 0 | 193 | 193 | 51 | 1 | 1 | 8 | 0 | 0 | 8 | |
| | CHANGE | 0 | 19- | 19- | 18- | 1- | 1- | 8- | 0 | 2+ | 0 | 2- |
| HINTON PD | 95 | 0 | 174 | 174 | 33 | 0 | 0 | 0 | 0 | 2 | 0 | 6 |
| | 94 | 0 | 193 | 193 | 51 | 1 | 1 | 8 | 0 | 0 | 8 | |
| | CHANGE | 0 | 19- | 19- | 18- | 1- | 1- | 8- | 0 | 2+ | 0 | 2- |
| ***** | | | | | | | | | | | | |
| TAYLOR CTY | TOTAL | 95 | 27 | 258 | 285 | 33 | 0 | 3 | 3 | 2 | 7 | 8 |
| | 94 | 18 | 254 | 272 | 42 | 2 | 1 | 6 | 0 | 1 | 4 | 10 |
| | CHANGE | 9+ | 4+ | 13+ | 9- | 2- | 2+ | 3- | 2+ | 1- | 3+ | 2- |
| ***** | | | | | | | | | | | | |
| | RURAL | 95 | 5 | 97 | 102 | 15 | 0 | 3 | 3 | 2 | 1 | 4 |
| | 94 | 1 | 95 | 96 | 12 | 1 | 0 | 6 | 0 | 1 | 1 | 3 |
| | CHANGE | 4+ | 2+ | 6+ | 3+ | 1- | 3+ | 3- | 2+ | 1- | 0 | 1+ |
| | SHERIFF | 95 | 4 | 79 | 83 | 14 | 0 | 3 | 3 | 1 | 1 | 4 |
| | 94 | 0 | 83 | 83 | 12 | 1 | 0 | 6 | 0 | 1 | 1 | |
| | CHANGE | 4+ | 4- | 0 | 2+ | 1- | 3+ | 3- | 1+ | 1- | 0 | 1+ |

PART II ARRESTS

| | LOIL VICE | SEX OFFENSES | MARCOTIC AND DRUG | PART II GAMBLING | ARRESTS BY CHARGE FAMILY OFFENSES | AND AGENCY TYPE DRIVING UND INFL | LIQUOR LAWS | DRUNK ENNESS | DISORD CONDUCT | VAGRANCY | OTHER OFFENSES | SUSPICION | CURFEN LOITER | RUH-ANAYS |
|-------|-----------|--------------|-------------------|------------------|-----------------------------------|----------------------------------|-------------|--------------|----------------|----------|----------------|-----------|---------------|-----------|
| 04201 | 0 | 2 | 3 | 0 | 1 | 35 | 3 | 93 | 24 | 3 | 24 | 0 | 7 | 0 |
| | 0 | 0 | 4 | 0 | 0 | 43 | 18 | 137 | 1 | 8 | 42 | 0 | 20 | 1 |
| | 0 | 0 | 1- | 0 | 1+ | 8- | 15- | 44- | 1- | 5- | 18- | 0 | 13- | 1- |
| 04202 | 0 | 0 | 0 | 0 | 0 | 0 | 0 | 0 | 0 | 0 | 0 | 0 | 0 | 0 |
| | 0 | 0 | 0 | 0 | 1- | 0 | 0 | 1- | 1- | 0 | 1- | 0 | 0 | 0 |
| | 0 | 0 | 0 | 0 | 0 | 0 | 0 | 0 | 0 | 0 | 0 | 0 | 0 | 0 |
| 043AL | 0 | 0 | 14 | 0 | 1 | 60 | 2 | 36 | 2 | 0 | 110 | 0 | 0 | 0 |
| | 0 | 3 | 8 | 0 | 1 | 55 | 3 | 40 | 4 | 0 | 43 | 0 | 0 | 0 |
| | 0 | 3- | 6+ | 0 | 0 | 5+ | 1- | 4- | 2- | 0 | 67+ | 0 | 0 | 0 |
| 043RU | 0 | 0 | 9 | 0 | 1 | 53 | 2 | 14 | 2 | 0 | 64 | 0 | 0 | 0 |
| | 0 | 3 | 8 | 0 | 1 | 48 | 3 | 20 | 4 | 0 | 25 | 0 | 0 | 0 |
| | 0 | 3- | 1+ | 0 | 0 | 5+ | 1- | 6- | 2- | 0 | 39+ | 0 | 0 | 0 |
| 043S0 | 0 | 0 | 3 | 0 | 0 | 11 | 0 | 6 | 2 | 0 | 54 | 0 | 0 | 0 |
| | 0 | 0 | 2 | 0 | 0 | 16 | 0 | 15 | 0 | 0 | 21 | 0 | 0 | 0 |
| | 0 | 0 | 1+ | 0 | 0 | 5- | 0 | 9- | 2+ | 0 | 33+ | 0 | 0 | 0 |
| 043SP | 0 | 0 | 6 | 0 | 1 | 42 | 2 | 8 | 0 | 0 | 10 | 0 | 0 | 0 |
| | 0 | 3 | 6 | 0 | 1 | 32 | 3 | 5 | 4 | 0 | 4 | 0 | 0 | 0 |
| | 0 | 3- | 0 | 0 | 0 | 10+ | 1- | 3+ | 4- | 0 | 6+ | 0 | 0 | 0 |
| 043Z2 | 0 | 0 | 5 | 0 | 0 | 7 | 0 | 22 | 0 | 0 | 46 | 0 | 0 | 0 |
| | 0 | 0 | 0 | 0 | 0 | 7 | 0 | 20 | 0 | 0 | 18 | 0 | 0 | 0 |
| | 0 | 0 | 5+ | 0 | 0 | 0 | 0 | 2+ | 0 | 0 | 28+ | 0 | 0 | 0 |
| 04301 | 0 | 0 | 5 | 0 | 0 | 7 | 0 | 22 | 0 | 0 | 46 | 0 | 0 | 0 |
| | 0 | 0 | 0 | 0 | 0 | 5 | 0 | 18 | 0 | 0 | 18 | 0 | 0 | 0 |
| | 0 | 0 | 5+ | 0 | 0 | 2+ | 0 | 4+ | 0 | 0 | 28+ | 0 | 0 | 0 |
| 04302 | 0 | 0 | 0 | 0 | 0 | 0 | 0 | 0 | 0 | 0 | 0 | 0 | 0 | 0 |
| | 0 | 0 | 0 | 0 | 0 | 2- | 0 | 2- | 0 | 0 | 0 | 0 | 0 | 0 |
| | 0 | 0 | 0 | 0 | 0 | 0 | 0 | 0 | 0 | 0 | 0 | 0 | 0 | 0 |
| 044AL | 1 | 7 | 5 | 0 | 14 | 73 | 17 | 195 | 1 | 0 | 197 | 0 | 0 | 0 |
| | 0 | 0 | 9 | 0 | 3 | 62 | 2 | 71 | 1 | 0 | 103 | 0 | 0 | 0 |
| | 1+ | 7+ | 4- | 0 | 11+ | 11+ | 15+ | 124+ | 0 | 0 | 94+ | 0 | 0 | 21- |
| 044RU | 0 | 7 | 5 | 0 | 14 | 50 | 12 | 42 | 1 | 0 | 118 | 0 | 0 | 0 |
| | 0 | 0 | 9 | 0 | 3 | 52 | 2 | 26 | 1+ | 0 | 77 | 0 | 0 | 21- |
| | 0 | 7+ | 4- | 0 | 11+ | 2- | 10+ | 16+ | 0 | 0 | 41+ | 0 | 0 | 21- |
| 044S0 | 0 | 7 | 2 | 0 | 14 | 31 | 12 | 36 | 1 | 0 | 108 | 0 | 0 | 0 |
| | 0 | 0 | 0 | 0 | 2 | 37 | 2 | 22 | 0 | 0 | 70 | 0 | 0 | 18 |
| | 0 | 7+ | 2+ | 0 | 12+ | 6- | 10+ | 14+ | 1+ | 0 | 38+ | 0 | 0 | 18- |
| 044SP | 0 | 0 | 3 | 0 | 0 | 19 | 0 | 6 | 0 | 0 | 10 | 0 | 0 | 0 |
| | 0 | 0 | 9 | 0 | 1 | 15 | 0 | 4 | 0 | 0 | 7 | 0 | 0 | 3 |
| | 0 | 0 | 6- | 0 | 1- | 4+ | 0 | 2+ | 0 | 0 | 3+ | 0 | 0 | 3- |
| 044Z2 | 1 | 0 | 0 | 0 | 0 | 23 | 5 | 153 | 0 | 0 | 79 | 0 | 0 | 0 |
| | 0 | 0 | 0 | 0 | 0 | 10 | 0 | 45 | 1 | 0 | 26 | 0 | 0 | 0 |
| | 1+ | 0 | 0 | 0 | 0 | 13+ | 5+ | 108+ | 1- | 0 | 53+ | 0 | 0 | 0 |
| 04401 | 1 | 0 | 0 | 0 | 0 | 23 | 5 | 153 | 0 | 0 | 79 | 0 | 0 | 0 |
| | 0 | 0 | 0 | 0 | 0 | 10 | 0 | 45 | 1 | 0 | 26 | 0 | 0 | 0 |
| | 1+ | 0 | 0 | 0 | 0 | 13+ | 5+ | 108+ | 1- | 0 | 53+ | 0 | 0 | 0 |
| 045AL | 0 | 0 | 10 | 0 | 16 | 86 | 2 | 13 | 1 | 0 | 83 | 0 | 0 | 0 |
| | 0 | 4 | 13 | 0 | 6 | 105 | 0 | 31 | 3 | 0 | 63 | 0 | 0 | 0 |
| | 0 | 4- | 3- | 0 | 10+ | 19- | 2+ | 18- | 2- | 0 | 20+ | 0 | 0 | 0 |
| 045RU | 0 | 0 | 8 | 0 | 14 | 30 | 0 | 1 | 1 | 0 | 24 | 0 | 0 | 0 |
| | 0 | 4 | 5 | 0 | 3 | 56 | 0 | 9 | 0 | 0 | 24 | 0 | 0 | 0 |
| | 0 | 4- | 3+ | 0 | 11+ | 26- | 0 | 8- | 1+ | 0 | 0 | 0 | 0 | 0 |
| 045S0 | 0 | 0 | 2 | 0 | 13 | 19 | 0 | 0 | 0 | 0 | 21 | 0 | 0 | 0 |
| | 0 | 2 | 1 | 0 | 3 | 43 | 0 | 2- | 0 | 0 | 22 | 0 | 0 | 0 |
| | 0 | 2- | 1+ | 0 | 10+ | 24- | 0 | 0 | 0 | 0 | 1- | 0 | 0 | 0 |
| 045SP | 0 | 0 | 6 | 0 | 1 | 11 | 0 | 1 | 1 | 0 | 3 | 0 | 0 | 0 |
| | 0 | 2 | 4 | 0 | 0 | 13 | 0 | 7 | 0 | 0 | 2 | 0 | 0 | 0 |
| | 0 | 2- | 2+ | 0 | 1+ | 2- | 0 | 4- | 1+ | 0 | 1+ | 0 | 0 | 0 |
| 045Z2 | 0 | 0 | 2 | 0 | 2 | 56 | 2 | 12 | 0 | 0 | 59 | 0 | 0 | 0 |
| | 0 | 0 | 8 | 0 | 3 | 49 | 0 | 22 | 3 | 0 | 39 | 0 | 0 | 0 |
| | 0 | 0 | 4- | 0 | 1- | 7+ | 2+ | 10- | 3- | 0 | 20+ | 0 | 0 | 0 |
| 04501 | 0 | 0 | 2 | 0 | 2 | 56 | 2 | 12 | 0 | 0 | 59 | 0 | 0 | 0 |
| | 0 | 0 | 8 | 0 | 3 | 49 | 0 | 22 | 3 | 0 | 39 | 0 | 0 | 0 |
| | 0 | 0 | 6- | 0 | 1- | 7+ | 2+ | 10- | 3- | 0 | 20+ | 0 | 0 | 0 |
| 046AL | 0 | 1 | 10 | 0 | 0 | 99 | 0 | 58 | 15 | 0 | 40 | 0 | 4 | 2 |
| | 0 | 2 | 12 | 0 | 4 | 63 | 0 | 68 | 9 | 0 | 41 | 0 | 5 | 2 |
| | 0 | 1- | 2- | 0 | 4- | 36+ | 0 | 10- | 6+ | 0 | 1- | 0 | 1- | 0 |
| 046RU | 0 | 1 | 7 | 0 | 0 | 38 | 0 | 20 | 1 | 0 | 7 | 0 | 0 | 0 |
| | 0 | 2 | 6 | 0 | 3 | 39 | 0 | 13 | 0 | 0 | 9 | 0 | 0 | 0 |
| | 0 | 1- | 1+ | 0 | 3- | 1- | 0 | 7+ | 1+ | 0 | 2- | 0 | 0 | 0 |
| 046S0 | 0 | 1 | 7 | 0 | 0 | 23 | 0 | 20 | 1 | 0 | 5 | 0 | 0 | 0 |
| | 0 | 0 | 6 | 0 | 3 | 27 | 0 | 13 | 0 | 0 | 9 | 0 | 0 | 0 |
| | 0 | 0 | 1+ | 0 | 3- | 4- | 0 | 7+ | 1+ | 0 | 4- | 0 | 0 | 0 |

PART II ARRESTS

| | | PART II ARRESTS BY CHARGE AND AGENCY TYPE | | | ARSON | FORGERY | FRAUD | EMBEZZLE | STOLEN PROPERTY | VAHDAL | ILLEGAL NEAPONS |
|-----------------|--------|---|--------|-------------|----------------|---------|-------|----------|-----------------|--------|-----------------|
| | | JUVENILE | ADULTS | GRAND TOTAL | OTHER ASSAULTS | | | | | | |
| STATE POLICE | 95 | 1 | 18 | 19 | 1 | 0 | 0 | 1 | 0 | 0 | 0 |
| | 94 | 1 | 12 | 13 | 0 | 0 | 0 | 0 | 0 | 0 | 0 |
| | CHANGE | 0 | 6+ | 6+ | 1+ | 0 | 0 | 1+ | 0 | 0 | 0 |
| MUNICIPAL | 95 | 22 | 161 | 183 | 18 | 0 | 0 | 0 | 0 | 6 | 4 |
| | 94 | 17 | 159 | 176 | 30 | 1 | 1 | 0 | 0 | 3 | 7 |
| | CHANGE | 5+ | 2+ | 7+ | 12- | 1- | 1- | 0 | 0 | 3+ | 5- |
| GRAFTON PD | 95 | 22 | 161 | 183 | 18 | 0 | 0 | 0 | 0 | 6 | 4 |
| | 94 | 17 | 159 | 176 | 30 | 1 | 1 | 0 | 0 | 3 | 7 |
| | CHANGE | 5+ | 2+ | 7+ | 12- | 1- | 1- | 0 | 0 | 3+ | 5- |
| ***** | | | | | | | | | | | |
| TUCKER CTY | TOTAL | 95 | 1 | 155 | 156 | 27 | 0 | 42 | 1 | 0 | 2 |
| | 94 | 6 | 190 | 196 | 35 | 0 | 5 | 24 | 1 | 1 | 3 |
| | CHANGE | 5- | 35- | 40- | 8- | 0 | 5- | 18+ | 0 | 1- | 2- |
| ***** | | | | | | | | | | | |
| RURAL | 95 | 1 | 139 | 140 | 24 | 0 | 0 | 42 | 1 | 0 | 1 |
| | 94 | 1 | 142 | 143 | 30 | 0 | 1 | 24 | 1 | 0 | 0 |
| | CHANGE | 0 | 3- | 3- | 6- | 0 | 1- | 18+ | 0 | 0 | 1+ |
| SHERIFF | 95 | 1 | 62 | 63 | 16 | 0 | 0 | 16 | 0 | 0 | 1 |
| | 94 | 0 | 60 | 60 | 20 | 0 | 0 | 7 | 0 | 1 | 0 |
| | CHANGE | 1+ | 2+ | 3+ | 4- | 0 | 0 | 9+ | 0 | 0 | 1+ |
| STATE POLICE | 95 | 0 | 77 | 77 | 8 | 0 | 0 | 26 | 1 | 0 | 1 |
| | 94 | 1 | 82 | 83 | 10 | 0 | 1 | 17 | 1 | 0 | 0 |
| | CHANGE | 1- | 5- | 6- | 2- | 0 | 1- | 9+ | 0 | 0 | 0 |
| MUNICIPAL | 95 | 0 | 16 | 16 | 3 | 0 | 0 | 0 | 0 | 1 | 0 |
| | 94 | 5 | 48 | 53 | 5 | 4 | 0 | 0 | 1 | 0 | 3 |
| | CHANGE | 5- | 32- | 37- | 2- | 0 | 4- | 0 | 0 | 1- | 3- |
| PARSONS PD | 95 | 0 | 16 | 16 | 3 | 0 | 0 | 0 | 0 | 1 | 0 |
| | 94 | 5 | 48 | 53 | 5 | 4 | 0 | 0 | 1 | 0 | 3 |
| | CHANGE | 5- | 32- | 37- | 2- | 0 | 4- | 0 | 0 | 1- | 3- |
| ***** | | | | | | | | | | | |
| TYLER CTY | TOTAL | 95 | 45 | 240 | 285 | 47 | 0 | 2 | 0 | 2 | 11 |
| | 94 | 45 | 285 | 330 | 35 | 0 | 2 | 7 | 0 | 3 | 9 |
| | CHANGE | 0 | 45- | 45- | 12+ | 0 | 0 | 5- | 0 | 1- | 2+ |
| ***** | | | | | | | | | | | |
| RURAL | 95 | 16 | 169 | 185 | 33 | 0 | 2 | 2 | 0 | 1 | 0 |
| | 94 | 24 | 205 | 229 | 21 | 0 | 0 | 7 | 0 | 1 | 5 |
| | CHANGE | 8- | 36- | 44- | 12+ | 0 | 2+ | 5- | 0 | 0 | 4- |
| SHERIFF | 95 | 9 | 133 | 142 | 27 | 0 | 1 | 2 | 0 | 1 | 0 |
| | 94 | 24 | 195 | 219 | 18 | 0 | 0 | 7 | 0 | 1 | 5 |
| | CHANGE | 15- | 62- | 77- | 9+ | 0 | 1+ | 5- | 0 | 0 | 5- |
| ***** | | | | | | | | | | | |
| STATE POLICE | 95 | 7 | 36 | 43 | 6 | 0 | 1 | 0 | 0 | 0 | 1 |
| | 94 | 0 | 10 | 10 | 3 | 0 | 0 | 0 | 0 | 0 | 0 |
| | CHANGE | 7+ | 26+ | 33+ | 3+ | 0 | 1+ | 0 | 0 | 0 | 1+ |
| MUNICIPAL | 95 | 29 | 71 | 100 | 14 | 0 | 0 | 0 | 1 | 11 | 0 |
| | 94 | 21 | 80 | 101 | 14 | 0 | 2 | 0 | 2 | 4 | 2 |
| | CHANGE | 8+ | 9- | 1- | 0 | 0 | 2- | 0 | 0 | 7+ | 2- |
| PADEN CITY PD | 95 | 12 | 46 | 58 | 4 | 0 | 0 | 0 | 1 | 5 | 0 |
| | 94 | 9 | 37 | 46 | 1 | 0 | 2 | 0 | 1 | 0 | 2 |
| | CHANGE | 3+ | 9+ | 12+ | 3+ | 0 | 2- | 0 | 0 | 5+ | 2- |
| SISTERSVILLE PD | 95 | 17 | 25 | 42 | 10 | 0 | 0 | 0 | 0 | 6 | 0 |
| | 94 | 8 | 37 | 45 | 12 | 0 | 0 | 0 | 0 | 3 | 0 |
| | CHANGE | 9+ | 12- | 3- | 2- | 0 | 0 | 0 | 0 | 3+ | 0 |
| MIDDLEBOURNE PD | 95 | 0 | 0 | 0 | 0 | 0 | 0 | 0 | 0 | 0 | 0 |
| | 94 | 4 | 6 | 10 | 1 | 0 | 0 | 0 | 1 | 1 | 0 |
| | CHANGE | 4- | 6- | 10- | 1- | 0 | 0 | 0 | 0 | 1- | 0 |
| ***** | | | | | | | | | | | |
| UPSHUR CTY | TOTAL | 95 | 105 | 938 | 1043 | 143 | 1 | 177 | 0 | 3 | 47 |
| | 94 | 141 | 876 | 1017 | 110 | 0 | 12 | 189 | 1 | 3 | 6 |
| | CHANGE | 36- | 62+ | 26+ | 33+ | 1+ | 10- | 12- | 1- | 0 | 5- |
| ***** | | | | | | | | | | | |
| RURAL | 95 | 18 | 462 | 480 | 51 | 1 | 0 | 177 | 0 | 0 | 0 |
| | 94 | 24 | 427 | 451 | 37 | 0 | 5 | 189 | 1 | 1 | 4 |
| | CHANGE | 6- | 35+ | 29+ | 14+ | 1+ | 5- | 12- | 1- | 1- | 0 |
| SHERIFF | 95 | 8 | 365 | 373 | 51 | 0 | 0 | 177 | 0 | 0 | 0 |
| | 94 | 18 | 381 | 399 | 35 | 0 | 5 | 189 | 0 | 0 | 0 |
| | CHANGE | 10- | 16- | 26- | 16+ | 0 | 5- | 12- | 0 | 0 | 0 |
| STATE POLICE | 95 | 10 | 97 | 107 | 0 | 1 | 0 | 0 | 0 | 0 | 0 |
| | 94 | 6 | 46 | 52 | 2 | 0 | 0 | 0 | 1 | 4 | 0 |
| | CHANGE | 4+ | 51+ | 55+ | 2- | 1+ | 0 | 0 | 1- | 4- | 0 |
| MUNICIPAL | 95 | 87 | 476 | 563 | 92 | 0 | 2 | 0 | 3 | 47 | 3 |
| | 94 | 117 | 449 | 566 | 73 | 0 | 7 | 0 | 2 | 43 | 6 |
| | CHANGE | 30- | 27+ | 3- | 19+ | 0 | 5- | 0 | 0 | 1+ | 3- |
| BUCKHANNOH PD | 95 | 87 | 476 | 563 | 92 | 0 | 2 | 0 | 3 | 47 | 3 |
| | 94 | 117 | 449 | 566 | 73 | 0 | 7 | 0 | 2 | 43 | 6 |
| | CHANGE | 30- | 27+ | 3- | 19+ | 0 | 5- | 0 | 0 | 1+ | 3- |
| ***** | | | | | | | | | | | |
| WAYNE CTY | TOTAL | 95 | 52 | 770 | 822 | 229 | 3 | 4 | 13 | 10 | 17 |
| | 94 | 34 | 739 | 773 | 135 | 1 | 5 | 25 | 1 | 14 | 11 |
| | CHANGE | 18+ | 31+ | 49+ | 94+ | 2+ | 1- | 12- | 1- | 4- | 10+ |

PART II ARRESTS

| | COML VICE | SEX OFFENSES | PART II NARCOTIC AND DRUG | GAMBLING | ARRESTS FAMILY OFFENSES | BY CHARGE DRIVING UND INFL | AND LIQUOR LANS | AGENCY TYPE DRUNK-ENNESS | DISORD CONDUCT | VAGRANCY | OTHER OFFENSES | SUSPICION | CURFEN LOITER | RUN-ANAYS |
|-------|-------------|---------------|---------------------------|-------------|-------------------------|----------------------------|-----------------|--------------------------|----------------|--------------|-------------------|-------------|----------------|----------------|
| 0465P | 0 0 0 | 0 1 1- | 0 0 0 | 0 0 0 | 0 0 0 | 15 12 3+ | 0 0 0 | 0 0 0 | 0 0 0 | 0 0 0 | 2 0 2+ | 0 0 0 | 0 0 0 | 0 0 0 |
| 0462Z | 0 0 0 | 0 0 0 | 3 6 3- | 0 0 0 | 0 1 1- | 61 24 37+ | 0 0 0 | 38 55 17- | 14 9 5+ | 0 0 0 | 33 32 1+ | 0 0 0 | 4 5 1- | 2 2 0 |
| 04601 | 0 0 0 | 0 0 0 | 3 6 3- | 0 0 0 | 0 1 1- | 61 24 37+ | 0 0 0 | 38 55 17- | 14 9 5+ | 0 0 0 | 33 32 1+ | 0 0 0 | 4 5 1- | 2 2 0 |
| 047AL | 0 0 0 | 0 4 4- | 3 10 7- | 0 0 0 | 2 5 3- | 28 42 14- | 6 5 5+ | 21 33 12- | 0 1 1- | 0 0 0 | 23 30 7- | 0 0 0 | 0 0 0 | 0 0 0 |
| 047RU | 0 0 0 | 0 4 4- | 3 2 1+ | 0 0 0 | 2 2 3- | 27 31 4- | 6 1 5+ | 14 24 10- | 0 0 0 | 0 0 0 | 19 19 0 | 0 0 0 | 0 0 0 | 0 0 0 |
| 04750 | 0 0 0 | 0 0 0 | 0 1 1- | 0 0 0 | 0 2 2- | 11 8 3+ | 6 0 6+ | 0 8 8- | 0 0 0 | 0 0 0 | 13 0 0 | 0 0 0 | 0 0 0 | 0 0 0 |
| 047SP | 0 0 0 | 0 4 4- | 3 1 2+ | 0 0 0 | 2 3 1- | 16 23 7- | 0 1 1- | 14 16 2- | 0 0 0 | 0 0 0 | 6 6 0 | 0 0 0 | 0 0 0 | 0 0 0 |
| 047ZZ | 0 0 0 | 0 0 0 | 0 8 8- | 0 0 0 | 0 0 0 | 1 11 10- | 0 0 0 | 7 9 2- | 0 1 1- | 0 0 0 | 4 11 7- | 0 0 0 | 0 0 0 | 0 0 0 |
| 04701 | 0 0 0 | 0 0 0 | 0 8 8- | 0 0 0 | 0 0 0 | 1 11 10- | 0 0 0 | 7 9 2- | 0 1 1- | 0 0 0 | 4 11 7- | 0 0 0 | 0 0 0 | 0 0 0 |
| 048AL | 0 0 0 | 1 0 1+ | 26 29 3- | 0 0 0 | 5 13 8- | 38 23 15+ | 11 6 5+ | 48 27 29- | 6 10 6- | 0 0 0 | 75 103 28- | 0 0 0 | 0 0 0 | 7 3 4+ |
| 048RU | 0 0 0 | 1 0 1+ | 26 26 0 | 0 0 0 | 4 12 8- | 31 12 19+ | 6 2 4+ | 34 53 19- | 0 1 1- | 0 0 0 | 39 80 41- | 0 0 0 | 0 0 0 | 2 1 1+ |
| 04850 | 0 0 0 | 0 0 0 | 15 24 9- | 0 0 0 | 2 12 10- | 21 10 11+ | 1 2 1- | 30 53 23- | 0 1 1- | 0 0 0 | 38 77 39- | 0 0 0 | 0 0 0 | 1 1 0 |
| 0485P | 0 0 0 | 1 0 1+ | 11 2 9+ | 0 0 0 | 2 0 2+ | 10 2 8+ | 5 0 5+ | 4 0 4+ | 0 0 0 | 0 0 0 | 1 3 2- | 0 0 0 | 0 0 0 | 1 0 1+ |
| 0482Z | 0 0 0 | 0 0 0 | 0 3 3- | 0 0 0 | 1 1 0 | 7 11 4- | 5 4 1+ | 14 24 10- | 6 9 3- | 0 0 0 | 36 23 13+ | 0 0 0 | 0 0 0 | 5 2 3+ |
| 04801 | 0 0 0 | 0 0 0 | 0 1 1- | 0 0 0 | 0 0 0 | 2 3 1- | 3 0 3+ | 4 5 1- | 6 7 1- | 0 0 0 | 33 23 10+ | 0 0 0 | 0 0 0 | 0 1 1- |
| 04802 | 0 0 0 | 0 0 0 | 0 2 2- | 0 0 0 | 1 0 1+ | 5 6 1- | 2 4 2- | 10 18 8- | 0 0 0 | 0 0 0 | 3 0 3+ | 0 0 0 | 0 0 0 | 5 0 5+ |
| 04803 | 0 0 0 | 0 0 0 | 0 0 0 | 0 0 0 | 0 1 1- | 0 2 2- | 0 0 0 | 0 1 1- | 0 2 2- | 0 0 0 | 0 0 0 | 0 0 0 | 0 0 0 | 0 1 1- |
| 049AL | 0 0 0 | 6 5 1+ | 12 17 5- | 0 0 0 | 0 0 0 | 115 143 28- | 2 11 9- | 168 118 50+ | 17 19 2- | 0 0 0 | 332 327 5+ | 0 0 0 | 15 9 6+ | 0 0 0 |
| 049RU | 0 0 0 | 0 1 1- | 0 5 5- | 0 0 0 | 0 0 0 | 47 46 1+ | 2 11 9- | 98 31 67+ | 0 0 0 | 0 0 0 | 104 118 14- | 0 0 0 | 0 2 2- | 0 0 0 |
| 04950 | 0 0 0 | 0 0 0 | 0 0 0 | 0 0 0 | 0 0 0 | 27 22 5+ | 0 3 3- | 30 30 0 | 0 0 0 | 0 0 0 | 88 113 25- | 0 0 0 | 0 2 2- | 0 0 0 |
| 0495P | 0 0 0 | 0 1 1- | 0 5 5- | 0 0 0 | 0 0 0 | 20 24 4- | 2 8 6- | 68 8 67+ | 0 0 0 | 0 0 0 | 16 5 11+ | 0 0 0 | 0 0 0 | 0 0 0 |
| 0492Z | 0 0 0 | 6 4 2+ | 12 12 0 | 0 0 0 | 0 0 0 | 68 97 29- | 0 0 0 | 70 87 17- | 17 19 2- | 0 0 0 | 228 209 19+ | 0 0 0 | 15 7 8+ | 0 0 0 |
| 04901 | 0 0 0 | 6 4 2+ | 12 12 0 | 0 0 0 | 0 0 0 | 68 97 29- | 0 0 0 | 70 87 17- | 17 19 2- | 0 0 0 | 228 209 19+ | 0 0 0 | 15 7 8+ | 0 0 0 |
| 050AL | 0 0 0 | 11 6 5+ | 58 33 25+ | 0 0 0 | 0 6 6- | 155 213 58- | 14 0 14+ | 87 79 8+ | 6 12 6- | 0 3 3- | 179 208 29- | 0 0 0 | 12 2 10+ | 13 12 1+ |

PART II ARRESTS

| | | PART II ARRESTS BY CHARGE AND AGENCY TYPE | | | ARSON | FORGERY | FRAUD | EMBEZZLE | STOLEN PROPERTY | VAINDAL | ILLEGAL WEAPONS |
|---------------------|--------|---|--------|-------------|----------------|---------|-------|----------|-----------------|---------|-----------------|
| | | JUVENILE | ADULTS | GRAND TOTAL | OTHER ASSAULTS | | | | | | |
| ***** | | | | | | | | | | | |
| RURAL | 95 | 28 | 571 | 599 | 190 | 3 | 1 | 13 | 0 | 6 | 16 |
| | 94 | 26 | 478 | 504 | 114 | 1 | 2 | 25 | 1 | 10 | 6 |
| | CHANGE | 2+ | 93+ | 95+ | 76+ | 2+ | 1- | 12- | 1- | 4- | 10+ |
| SHERIFF | 95 | 11 | 229 | 240 | 96 | 2 | 0 | 12 | 0 | 1 | 0 |
| | 94 | 8 | 236 | 244 | 57 | 2 | 2 | 23 | 0 | 6 | 2 |
| | CHANGE | 3+ | 7- | 4- | 39+ | 2+ | 2- | 11- | 0 | 5- | 2- |
| STATE POLICE | 95 | 17 | 342 | 359 | 94 | 1 | 1 | 0 | 5 | 16 | 5 |
| | 94 | 18 | 242 | 260 | 57 | 1 | 0 | 2 | 1 | 4 | 3 |
| | CHANGE | 1- | 100+ | 99+ | 37+ | 0 | 1+ | 1- | 1+ | 12+ | 2+ |
| MUNICIPAL | 95 | 24 | 199 | 223 | 39 | 0 | 3 | 0 | 4 | 1 | 0 |
| | 94 | 8 | 261 | 269 | 21 | 0 | 3 | 0 | 4 | 1 | 0 |
| | CHANGE | 16+ | 62- | 46- | 18+ | 0 | 0 | 0 | 0 | 0 | 0 |
| CEREDO PD | 95 | 5 | 48 | 53 | 7 | 0 | 2 | 0 | 0 | 0 | 0 |
| | 94 | 0 | 85 | 85 | 5 | 0 | 3 | 0 | 2 | 0 | 0 |
| | CHANGE | 5+ | 37- | 32- | 2+ | 0 | 1- | 0 | 0 | 2- | 0 |
| KENOVA PD | 95 | 8 | 115 | 123 | 32 | 0 | 1 | 0 | 4 | 1 | 0 |
| | 94 | 5 | 141 | 146 | 16 | 0 | 0 | 0 | 2 | 1 | 0 |
| | CHANGE | 3+ | 26- | 23- | 16+ | 0 | 1+ | 0 | 2+ | 0 | 0 |
| MAYHE PD | 95 | 11 | 36 | 47 | 0 | 0 | 0 | 0 | 0 | 0 | 0 |
| | 94 | 3 | 31 | 34 | 0 | 0 | 0 | 0 | 0 | 0 | 0 |
| | CHANGE | 8+ | 5+ | 13+ | 0 | 0 | 0 | 0 | 0 | 0 | 0 |
| FORT GAY PD | 95 | 0 | 0 | 0 | 0 | 0 | 0 | 0 | 0 | 0 | 0 |
| | 94 | 0 | 4 | 4 | 0 | 0 | 0 | 0 | 0 | 0 | 0 |
| | CHANGE | 0 | 4- | 4- | 0 | 0 | 0 | 0 | 0 | 0 | 0 |
| ***** | | | | | | | | | | | |
| HEBSTER CTY | TOTAL | 95 | 1 | 62 | 63 | 13 | 0 | 1 | 5 | 0 | 2 |
| | 94 | 1 | 25 | 26 | 7 | 0 | 0 | 1 | 0 | 1 | 3 |
| | CHANGE | 0 | 37+ | 37+ | 6+ | 0 | 1+ | 4+ | 0 | 1+ | 3+ |
| ***** | | | | | | | | | | | |
| RURAL | 95 | 1 | 62 | 63 | 13 | 0 | 1 | 5 | 0 | 2 | 3 |
| | 94 | 1 | 25 | 26 | 7 | 0 | 0 | 1 | 0 | 1 | 0 |
| | CHANGE | 0 | 37+ | 37+ | 6+ | 0 | 1+ | 4+ | 0 | 1+ | 3+ |
| SHERIFF | 95 | 0 | 24 | 24 | 7 | 0 | 0 | 5 | 0 | 2 | 2 |
| | 94 | 0 | 10 | 10 | 3 | 0 | 0 | 1 | 0 | 0 | 0 |
| | CHANGE | 0 | 14+ | 14+ | 4+ | 0 | 0 | 4+ | 0 | 2+ | 3+ |
| STATE POLICE | 95 | 1 | 38 | 39 | 6 | 0 | 1 | 0 | 0 | 1 | 4 |
| | 94 | 1 | 15 | 16 | 4 | 0 | 0 | 0 | 1 | 0 | 0 |
| | CHANGE | 0 | 23+ | 23+ | 2+ | 0 | 1+ | 0 | 0 | 1+ | 4+ |
| ***** | | | | | | | | | | | |
| HETZEL CTY | TOTAL | 95 | 49 | 272 | 321 | 17 | 2 | 1 | 0 | 1 | 9 |
| | 94 | 91 | 266 | 357 | 9 | 2 | 3 | 0 | 0 | 1 | 0 |
| | CHANGE | 42- | 6+ | 36- | 8+ | 0 | 2- | 0 | 0 | 0 | 9+ |
| ***** | | | | | | | | | | | |
| RURAL | 95 | 3 | 78 | 81 | 11 | 2 | 0 | 0 | 0 | 1 | 6 |
| | 94 | 1 | 55 | 56 | 5 | 0 | 1 | 0 | 0 | 1 | 4 |
| | CHANGE | 2+ | 23+ | 25+ | 6+ | 2+ | 1- | 0 | 0 | 1- | 2+ |
| SHERIFF | 95 | 0 | 29 | 29 | 1 | 0 | 0 | 0 | 0 | 0 | 1 |
| | 94 | 0 | 28 | 28 | 2 | 0 | 0 | 0 | 0 | 0 | 3 |
| | CHANGE | 0 | 1+ | 1+ | 1- | 0 | 0 | 0 | 0 | 0 | 2- |
| STATE POLICE | 95 | 3 | 49 | 52 | 10 | 2 | 0 | 0 | 0 | 1 | 5 |
| | 94 | 1 | 27 | 28 | 3 | 0 | 1 | 0 | 0 | 1 | 1 |
| | CHANGE | 2+ | 22+ | 24+ | 7+ | 2+ | 1- | 0 | 0 | 1- | 4+ |
| MUNICIPAL | 95 | 46 | 194 | 240 | 6 | 0 | 1 | 0 | 1 | 8 | 2 |
| | 94 | 90 | 211 | 301 | 4 | 2 | 2 | 0 | 0 | 0 | 0 |
| | CHANGE | 44- | 17- | 61- | 2+ | 2- | 1- | 0 | 0 | 1+ | 2+ |
| NEW HARTINSVILLE PD | 95 | 46 | 194 | 240 | 6 | 0 | 1 | 0 | 1 | 8 | 2 |
| | 94 | 90 | 211 | 301 | 4 | 2 | 2 | 0 | 0 | 0 | 0 |
| | CHANGE | 44- | 17- | 61- | 2+ | 2- | 1- | 0 | 0 | 1+ | 2+ |
| ***** | | | | | | | | | | | |
| HIRT CTY | TOTAL | 95 | 7 | 122 | 129 | 26 | 1 | 0 | 2 | 1 | 0 |
| | 94 | 15 | 157 | 172 | 15 | 1 | 0 | 1 | 0 | 2 | 37 |
| | CHANGE | 8- | 35- | 43- | 11+ | 0 | 0 | 1+ | 0 | 1+ | 18- |
| ***** | | | | | | | | | | | |
| RURAL | 95 | 7 | 122 | 129 | 26 | 1 | 0 | 2 | 0 | 1 | 0 |
| | 94 | 15 | 157 | 172 | 15 | 1 | 0 | 1 | 0 | 2 | 37 |
| | CHANGE | 8- | 35- | 43- | 11+ | 0 | 0 | 1+ | 0 | 1+ | 18- |
| SHERIFF | 95 | 5 | 91 | 96 | 17 | 1 | 0 | 0 | 1 | 0 | 18 |
| | 94 | 5 | 90 | 95 | 4 | 0 | 0 | 0 | 0 | 0 | 37 |
| | CHANGE | 0 | 1+ | 1+ | 13+ | 1+ | 0 | 0 | 1+ | 0 | 19- |
| STATE POLICE | 95 | 2 | 31 | 33 | 9 | 0 | 0 | 2 | 0 | 0 | 1 |
| | 94 | 10 | 67 | 77 | 11 | 1 | 0 | 1 | 0 | 2 | 0 |
| | CHANGE | 8- | 36- | 44- | 2- | 1- | 0 | 1+ | 0 | 2- | 1+ |
| ***** | | | | | | | | | | | |
| HOOD CTY | TOTAL | 95 | 513 | 2554 | 3067 | 385 | 15 | 22 | 204 | 10 | 8 |
| | 94 | 426 | 2318 | 2744 | 333 | 14 | 15 | 213 | 13 | 24 | 85 |
| | CHANGE | 87+ | 236+ | 323+ | 52+ | 1+ | 7+ | 9- | 3- | 16- | 31+ |
| ***** | | | | | | | | | | | |
| RURAL | 95 | 17 | 569 | 586 | 64 | 2 | 3 | 178 | 2 | 1 | 19 |
| | 94 | 7 | 473 | 480 | 50 | 2 | 5 | 131 | 2 | 5 | 6 |
| | CHANGE | 10+ | 96+ | 106+ | 14+ | 0 | 2- | 47+ | 0 | 4- | 13+ |

PART II ARRESTS

| | COIN VICE | SEX OFFENSES | PART II NARCOTIC GAMBLING AND DRUG | ARRESTS BY CHARGE FAMILY OFFENSES | DRIVING UND INFL | LIQUOR LAWS | DRUNK- ENNESS | DISORD CONDUCT | VAGRANCY | OTHER OFFENSES | SUSPICION LOITER | CURFEW | RUN- AWAYS |
|-------|--------------|-----------------|--|---|---------------------|----------------|------------------|-------------------|----------|-------------------|---------------------|--------|---------------|
| 050RU | 0 | 11 | 40 | 0 | 78 | 12 | 60 | 0 | 0 | 147 | 0 | 0 | 11 |
| | 0 | 5 | 26 | 0 | 84 | 0 | 49 | 1 | 3 | 151 | 0 | 0 | 9 |
| | 0 | 6+ | 14+ | 0 | 6- | 6- | 12+ | 1- | 3- | 4- | 0 | 0 | 2+ |
| 050S0 | 0 | 4 | 7 | 0 | 30 | 1 | 26 | 0 | 0 | 44 | 0 | 0 | 11 |
| | 0 | 4 | 5 | 0 | 41 | 0 | 17 | 0 | 0 | 75 | 0 | 0 | 4 |
| | 0 | 0 | 2+ | 0 | 11- | 1+ | 9+ | 0 | 0 | 31- | 0 | 0 | 7+ |
| 050SP | 0 | 7 | 33 | 0 | 68 | 11 | 34 | 0 | 0 | 103 | 0 | 0 | 0 |
| | 0 | 1 | 21 | 0 | 43 | 0 | 32 | 1 | 3 | 76 | 0 | 0 | 5 |
| | 0 | 6+ | 12+ | 0 | 6- | 5+ | 11+ | 1- | 3- | 27+ | 0 | 0 | 5- |
| 050Z2 | 0 | 0 | 18 | 0 | 77 | 2 | 27 | 6 | 0 | 32 | 0 | 12 | 2 |
| | 0 | 1 | 7 | 0 | 129 | 0 | 30 | 11 | 0 | 57 | 0 | 2 | 3 |
| | 0 | 1- | 11+ | 0 | 52- | 2+ | 3- | 5- | 0 | 25- | 0 | 10+ | 1- |
| 05001 | 0 | 0 | 6 | 0 | 22 | 0 | 4 | 0 | 0 | 8 | 0 | 2 | 2 |
| | 0 | 0 | 4 | 0 | 49 | 0 | 8 | 3 | 0 | 11 | 0 | 0 | 0 |
| | 0 | 0 | 2+ | 0 | 27- | 0 | 4- | 3- | 0 | 3- | 0 | 2+ | 2+ |
| 05002 | 0 | 0 | 6 | 0 | 41 | 1 | 7 | 6 | 0 | 24 | 0 | 0 | 0 |
| | 0 | 1 | 2 | 0 | 58 | 0 | 10 | 8 | 0 | 46 | 0 | 0 | 2 |
| | 0 | 1- | 4+ | 0 | 17- | 1+ | 3- | 2- | 0 | 22- | 0 | 0 | 2- |
| 05003 | 0 | 0 | 6 | 0 | 14 | 1 | 14 | 0 | 0 | 0 | 0 | 10 | 0 |
| | 0 | 0 | 1 | 0 | 18 | 0 | 12 | 0 | 0 | 0 | 0 | 2 | 1- |
| | 0 | 0 | 5+ | 0 | 4- | 1+ | 4+ | 0 | 0 | 0 | 0 | 8+ | 1- |
| 05004 | 0 | 0 | 0 | 0 | 0 | 0 | 0 | 0 | 0 | 0 | 0 | 0 | 0 |
| | 0 | 0 | 0 | 0 | 4 | 0 | 0 | 0 | 0 | 0 | 0 | 0 | 0 |
| | 0 | 0 | 0 | 0 | 4- | 0 | 0 | 0 | 0 | 0 | 0 | 0 | 0 |
| 051AL | 0 | 2 | 5 | 0 | 4 | 8 | 1 | 7 | 0 | 5 | 0 | 0 | 0 |
| | 0 | 1 | 2 | 0 | 3 | 7 | 0 | 3 | 0 | 1 | 0 | 0 | 0 |
| | 0 | 1+ | 3+ | 0 | 1+ | 7+ | 1+ | 4+ | 0 | 4+ | 0 | 0 | 0 |
| 051RU | 0 | 2 | 5 | 0 | 4 | 8 | 1 | 7 | 0 | 5 | 0 | 0 | 0 |
| | 0 | 1 | 2 | 0 | 3 | 7 | 0 | 3 | 0 | 1 | 0 | 0 | 0 |
| | 0 | 1+ | 3+ | 0 | 1+ | 7+ | 1+ | 4+ | 0 | 4+ | 0 | 0 | 0 |
| 051S0 | 0 | 1 | 0 | 0 | 1 | 0 | 0 | 0 | 0 | 3 | 0 | 0 | 0 |
| | 0 | 1 | 1- | 0 | 0 | 3 | 0 | 0 | 0 | 2 | 0 | 0 | 0 |
| | 0 | 0 | 1- | 0 | 0 | 2- | 0 | 0 | 0 | 0 | 0 | 0 | 0 |
| 051SP | 0 | 1 | 5 | 0 | 4 | 7 | 1 | 7 | 0 | 2 | 0 | 0 | 0 |
| | 0 | 0 | 1 | 0 | 3 | 4 | 0 | 3 | 0 | 0 | 0 | 0 | 0 |
| | 0 | 1+ | 4+ | 0 | 1+ | 3+ | 1+ | 4+ | 0 | 2+ | 0 | 0 | 0 |
| 052AL | 0 | 1 | 18 | 0 | 1 | 48 | 6 | 32 | 8 | 138 | 0 | 9 | 2 |
| | 0 | 4 | 14 | 0 | 1 | 44 | 5 | 27 | 24 | 182 | 0 | 12 | 3 |
| | 0 | 3- | 2+ | 0 | 0 | 4+ | 1+ | 5+ | 16- | 44- | 0 | 3- | 1- |
| 052RU | 0 | 1 | 7 | 0 | 1 | 31 | 6 | 6 | 0 | 8 | 0 | 0 | 1 |
| | 0 | 3 | 4 | 0 | 1 | 25 | 3 | 1 | 0 | 8 | 0 | 0 | 0 |
| | 0 | 2- | 3+ | 0 | 0 | 6+ | 3+ | 5+ | 0 | 0 | 0 | 0 | 1+ |
| 052S0 | 0 | 0 | 0 | 0 | 0 | 19 | 5 | 1 | 0 | 2 | 0 | 0 | 0 |
| | 0 | 0 | 3 | 0 | 0 | 19 | 0 | 0 | 0 | 1 | 0 | 0 | 0 |
| | 0 | 0 | 3- | 0 | 0 | 0 | 5+ | 1+ | 0 | 1+ | 0 | 0 | 0 |
| 052SP | 0 | 1 | 7 | 0 | 1 | 12 | 1 | 5 | 0 | 6 | 0 | 0 | 1 |
| | 0 | 3 | 1 | 0 | 1 | 6 | 3 | 1 | 0 | 7 | 0 | 0 | 0 |
| | 0 | 2- | 6+ | 0 | 0 | 6+ | 2- | 4+ | 0 | 1- | 0 | 0 | 1+ |
| 052Z2 | 0 | 0 | 11 | 0 | 0 | 37 | 0 | 26 | 8 | 130 | 0 | 9 | 1 |
| | 0 | 1 | 12 | 0 | 0 | 39 | 2 | 26 | 24 | 174 | 0 | 12 | 3 |
| | 0 | 1- | 1- | 0 | 0 | 2- | 2- | 0 | 16- | 44- | 0 | 3- | 2- |
| 05202 | 0 | 0 | 11 | 0 | 0 | 37 | 0 | 26 | 8 | 130 | 0 | 9 | 1 |
| | 0 | 1 | 12 | 0 | 0 | 39 | 2 | 26 | 24 | 174 | 0 | 12 | 3 |
| | 0 | 1- | 1- | 0 | 0 | 2- | 2- | 0 | 16- | 44- | 0 | 3- | 2- |
| 053AL | 0 | 2 | 8 | 0 | 0 | 47 | 5 | 5 | 0 | 12 | 0 | 0 | 1 |
| | 0 | 0 | 21 | 0 | 0 | 36 | 0 | 29 | 0 | 28 | 0 | 0 | 2 |
| | 0 | 2+ | 13- | 0 | 0 | 11+ | 5+ | 24- | 0 | 16- | 0 | 0 | 1- |
| 053RU | 0 | 2 | 8 | 0 | 0 | 47 | 5 | 5 | 0 | 12 | 0 | 0 | 1 |
| | 0 | 0 | 21 | 0 | 0 | 36 | 0 | 29 | 0 | 28 | 0 | 0 | 2 |
| | 0 | 2+ | 13- | 0 | 0 | 11+ | 5+ | 24- | 0 | 16- | 0 | 0 | 1- |
| 053S0 | 0 | 1 | 6 | 0 | 0 | 37 | 4 | 3 | 0 | 7 | 0 | 0 | 1 |
| | 0 | 0 | 7 | 0 | 0 | 27 | 0 | 13 | 0 | 6 | 0 | 0 | 1 |
| | 0 | 1+ | 1- | 0 | 0 | 10+ | 4+ | 10- | 0 | 1+ | 0 | 0 | 0 |
| 053SP | 0 | 1 | 2 | 0 | 0 | 10 | 1 | 2 | 0 | 5 | 0 | 0 | 0 |
| | 0 | 0 | 14 | 0 | 0 | 9 | 0 | 16 | 0 | 22 | 0 | 0 | 1 |
| | 0 | 1+ | 12- | 0 | 0 | 1+ | 1+ | 14- | 0 | 17- | 0 | 0 | 1- |
| 054AL | 2 | 31 | 265 | 0 | 11 | 319 | 195 | 765 | 19 | 496 | 0 | 44 | 102 |
| | 0 | 25 | 172 | 0 | 6 | 329 | 150 | 716 | 14 | 473 | 0 | 9 | 103 |
| | 2+ | 6+ | 93+ | 0 | 5+ | 10- | 45+ | 49+ | 5+ | 23+ | 0 | 35+ | 1- |
| 054RU | 0 | 9 | 14 | 0 | 5 | 115 | 2 | 24 | 0 | 131 | 0 | 3 | 1 |
| | 0 | 10 | 7 | 0 | 5+ | 111 | 1 | 22 | 0 | 113 | 0 | 0 | 3 |
| | 0 | 1- | 7+ | 0 | 0 | 4+ | 1+ | 2+ | 0 | 18+ | 0 | 3+ | 2- |

PART II ARRESTS

| PART II ARRESTS BY CHARGE AND AGENCY TYPE | | | | ARSON | FORGERY | FRAUD | EMBEZZLE | STOLEN PROPERTY | VANDAL | ILLEGAL WEAPONS | | |
|---|----------|--------|-------------|----------------|---------|-------|----------|-----------------|--------|-----------------|-----|-----|
| | JUVENILE | ADULTS | GRAND TOTAL | OTHER ASSAULTS | | | | | | | | |
| SHERIFF | 95 | 1 | 483 | 484 | 54 | 2 | 2 | 177 | 0 | 1 | 19 | 11 |
| | 94 | 0 | 413 | 413 | 48 | 0 | 3 | 129 | 0 | 0 | 6 | 11 |
| CHANGE | 1+ | 70+ | 71+ | 6+ | 2+ | 1- | 48+ | 0 | 1+ | 13+ | 0 | 0 |
| STATE POLICE | 95 | 16 | 86 | 102 | 10 | 0 | 1 | 2 | 0 | 0 | 0 | 0 |
| | 94 | 7 | 60 | 67 | 2 | 2 | 2 | 2 | 5 | 0 | 0 | 0 |
| CHANGE | 9+ | 26+ | 35+ | 8+ | 2- | 1- | 1- | 0 | 5- | 0 | 0 | 0 |
| MUNICIPAL | 95 | 496 | 1985 | 2481 | 321 | 13 | 19 | 26 | 8 | 7 | 97 | 45 |
| | 94 | 419 | 1845 | 2264 | 283 | 12 | 10 | 82 | 11 | 19 | 79 | 38 |
| CHANGE | 77+ | 140+ | 217+ | 38+ | 1+ | 9+ | 56- | 3- | 12- | 18+ | 7+ | 7+ |
| PARKERSBURG PD | 95 | 411 | 1812 | 2223 | 294 | 11 | 15 | 6 | 4 | 5 | 92 | 44 |
| | 94 | 341 | 1676 | 2017 | 252 | 11 | 6 | 72 | 4 | 11 | 72 | 33 |
| CHANGE | 70+ | 136+ | 206+ | 42+ | 0 | 9+ | 66- | 0 | 6- | 20+ | 11+ | 11+ |
| VIENNA PD | 95 | 72 | 159 | 231 | 20 | 2 | 3 | 19 | 4 | 2 | 5 | 1 |
| | 94 | 65 | 144 | 209 | 25 | 1 | 3 | 7 | 7 | 8 | 6 | 4 |
| CHANGE | 7+ | 15+ | 22+ | 5- | 1+ | 0 | 12+ | 3- | 6- | 1- | 3- | 3- |
| WILLIAMSTOWN PD | 95 | 13 | 14 | 27 | 7 | 0 | 1 | 1 | 0 | 0 | 0 | 0 |
| | 94 | 13 | 25 | 38 | 6 | 0 | 1 | 3 | 0 | 0 | 1 | 1 |
| CHANGE | 0 | 11- | 11- | 1+ | 0 | 0 | 2- | 0 | 0 | 1- | 1- | 1- |
| ***** | | | | | | | | | | | | |
| WYOMING CTY TOTAL | 95 | 17 | 446 | 463 | 92 | 0 | 0 | 2 | 2 | 7 | 2 | 18 |
| | 94 | 34 | 516 | 550 | 90 | 3 | 6 | 8 | 0 | 6 | 5 | 27 |
| CHANGE | 17- | 70- | 87- | 2+ | 3- | 6- | 6- | 2+ | 1+ | 5- | 9- | 9- |
| ** ***** | | | | | | | | | | | | |
| RURAL | 95 | 7 | 217 | 224 | 44 | 0 | 0 | 2 | 1 | 6 | 2 | 8 |
| | 94 | 12 | 308 | 320 | 64 | 3 | 5 | 8 | 0 | 4 | 1 | 18 |
| CHANGE | 5- | 91- | 96- | 20- | 3- | 5- | 6- | 1+ | 2+ | 1+ | 10- | 10- |
| SHERIFF | 95 | 5 | 161 | 166 | 34 | 0 | 0 | 1 | 0 | 5 | 1 | 7 |
| | 94 | 5 | 280 | 285 | 62 | 1 | 5 | 6 | 0 | 4 | 1 | 17 |
| CHANGE | 0 | 119- | 119- | 28- | 1- | 5- | 5- | 0 | 1+ | 0 | 10- | 10- |
| STATE POLICE | 95 | 2 | 56 | 58 | 10 | 0 | 0 | 1 | 1 | 1 | 1 | 1 |
| | 94 | 7 | 28 | 35 | 2 | 2 | 0 | 2 | 0 | 0 | 0 | 1 |
| CHANGE | 5- | 28+ | 23+ | 8+ | 2- | 0 | 1- | 1+ | 1+ | 1+ | 0 | 0 |
| MUNICIPAL | 95 | 10 | 229 | 239 | 48 | 0 | 0 | 0 | 1 | 1 | 0 | 10 |
| | 94 | 22 | 208 | 230 | 26 | 0 | 1 | 0 | 0 | 2 | 4 | 9 |
| CHANGE | 12- | 21+ | 9+ | 22+ | 0 | 1- | 0 | 1+ | 1- | 4- | 1+ | 1+ |
| MULLENS PD | 95 | 3 | 93 | 96 | 10 | 0 | 0 | 0 | 1 | 0 | 0 | 1 |
| | 94 | 3 | 78 | 81 | 1 | 0 | 0 | 0 | 1 | 0 | 0 | 3 |
| CHANGE | 0 | 15+ | 15+ | 9+ | 0 | 0 | 0 | 1+ | 1- | 0 | 0 | 2- |
| PINEVILLE PD | 95 | 3 | 45 | 48 | 10 | 0 | 0 | 0 | 0 | 0 | 0 | 1 |
| | 94 | 1 | 41 | 42 | 5 | 0 | 0 | 0 | 0 | 0 | 0 | 0 |
| CHANGE | 2+ | 4+ | 6+ | 5+ | 0 | 0 | 0 | 0 | 0 | 0 | 0 | 1+ |
| OCEANA PD | 95 | 4 | 91 | 95 | 28 | 0 | 0 | 0 | 0 | 1 | 0 | 8 |
| | 94 | 18 | 89 | 107 | 20 | 0 | 1 | 0 | 0 | 1 | 4 | 6 |
| CHANGE | 14- | 2+ | 12- | 8+ | 0 | 1- | 0 | 0 | 0 | 4- | 6+ | 2+ |

PART II ARRESTS

| | COML VICE | SEX OFFENSES | PART II NARCOTIC AND DRUG | GAMBLING | ARRESTS FAMILY OFFENSES | BY CHARGE DRIVING UND INFL | AND AGENCY LIQUOR LAMS | TYPE DRUNK-ENNESS | DISORD CONDUCT | VAGRANCY | OTHER OFFENSES | SUSPICION | CURFEW LOITER | RUN- AWAYS |
|-------|-----------|--------------|---------------------------|----------|-------------------------|----------------------------|------------------------|-------------------|----------------|----------|----------------|-----------|---------------|------------|
| 05430 | 0 | 6 | 8 | 0 | 5 | 79 | 0 | 15 | 0 | 2 | 103 | 0 | 0 | 0 |
| | 0 | 8 | 7 | 0 | 0 | 89 | 0 | 20 | 0 | 0 | 92 | 0 | 0 | 0 |
| | 0 | 2- | 1+ | 0 | 5+ | 10- | 0 | 5- | 0 | 2+ | 11+ | 0 | 0 | 0 |
| 0543P | 0 | 3 | 6 | 0 | 0 | 36 | 2 | 9 | 0 | 0 | 28 | 0 | 3 | 1 |
| | 0 | 2 | 0 | 0 | 0 | 22 | 1 | 2 | 0 | 1 | 21 | 0 | 0 | 3 |
| | 0 | 1+ | 6+ | 0 | 0 | 14+ | 1+ | 7+ | 0 | 1- | 7+ | 0 | 3+ | 2- |
| 0542Z | 2 | 22 | 251 | 0 | 6 | 204 | 193 | 741 | 19 | 0 | 365 | 0 | 41 | 101 |
| | 0 | 15 | 165 | 0 | 6 | 218 | 149 | 694 | 14 | 0 | 360 | 0 | 9 | 100 |
| | 2+ | 7+ | 86+ | 0 | 0 | 14- | 44+ | 47+ | 5+ | 0 | 5+ | 0 | 32+ | 1+ |
| 05401 | 2 | 19 | 225 | 0 | 2 | 169 | 163 | 704 | 12 | 0 | 334 | 0 | 41 | 81 |
| | 0 | 15 | 154 | 0 | 4 | 174 | 145 | 652 | 7 | 0 | 327 | 0 | 4 | 74 |
| | 2+ | 4+ | 71+ | 0 | 2- | 5- | 18+ | 52+ | 5+ | 0 | 7+ | 0 | 37+ | 7+ |
| 05402 | 0 | 3 | 21 | 0 | 1 | 30 | 26 | 36 | 7 | 0 | 31 | 0 | 0 | 20 |
| | 0 | 0 | 11 | 0 | 1 | 34 | 0 | 39 | 7 | 0 | 30 | 0 | 0 | 24 |
| | 0 | 3+ | 10+ | 0 | 0 | 6- | 26+ | 3- | 0 | 0 | 1+ | 0 | 0 | 4- |
| 05403 | 0 | 0 | 5 | 0 | 3 | 5 | 4 | 1 | 0 | 0 | 0 | 0 | 0 | 0 |
| | 0 | 0 | 0 | 0 | 1 | 8 | 4 | 3 | 0 | 0 | 3 | 0 | 5 | 2- |
| | 0 | 0 | 5+ | 0 | 2+ | 3- | 0 | 2- | 0 | 0 | 3- | 0 | 5- | 2- |
| ***** | | | | | | | | | | | | | | |
| 055AL | 0 | 5 | 17 | 2 | 23 | 133 | 35 | 34 | 13 | 0 | 76 | 0 | 0 | 2 |
| | 0 | 5 | 25 | 0 | 11 | 140 | 35 | 43 | 16 | 0 | 126 | 0 | 1 | 3 |
| | 0 | 0 | 8- | 2+ | 12+ | 7- | 0 | 9- | 3- | 0 | 50- | 0 | 1- | 1- |
| ***** | | | | | | | | | | | | | | |
| 055RU | 0 | 3 | 9 | 0 | 15 | 62 | 8 | 5 | 6 | 0 | 51 | 0 | 0 | 2 |
| | 0 | 5 | 20 | 0 | 11 | 72 | 7 | 4 | 0 | 0 | 95 | 0 | 0 | 3 |
| | 0 | 2- | 11- | 0 | 4+ | 10- | 1+ | 1+ | 6+ | 0 | 44- | 0 | 0 | 1- |
| 05550 | 0 | 3 | 3 | 0 | 14 | 50 | 1 | 0 | 0 | 0 | 45 | 0 | 0 | 2 |
| | 0 | 4 | 19 | 0 | 11 | 65 | 0 | 0 | 0 | 0 | 87 | 0 | 0 | 3 |
| | 0 | 1- | 16- | 0 | 3+ | 15- | 1+ | 0 | 0 | 0 | 42- | 0 | 0 | 1- |
| 0555P | 0 | 0 | 6 | 0 | 1 | 12 | 7 | 5 | 6 | 0 | 6 | 0 | 0 | 0 |
| | 0 | 1 | 1 | 0 | 0 | 7 | 7 | 4 | 0 | 0 | 8 | 0 | 0 | 0 |
| | 0 | 1- | 5+ | 0 | 1+ | 5+ | 0 | 1+ | 6+ | 0 | 2- | 0 | 0 | 0 |
| 0552Z | 0 | 2 | 8 | 2 | 8 | 71 | 27 | 29 | 7 | 0 | 25 | 0 | 0 | 0 |
| | 0 | 0 | 5 | 0 | 0 | 68 | 28 | 39 | 16 | 0 | 31 | 0 | 1- | 0 |
| | 0 | 2+ | 3+ | 2+ | 8+ | 3+ | 1- | 10- | 9- | 0 | 6- | 0 | 1- | 0 |
| 05501 | 0 | 0 | 1 | 2 | 0 | 24 | 24 | 29 | 4 | 0 | 0 | 0 | 0 | 0 |
| | 0 | 0 | 1 | 0 | 0 | 15 | 13 | 36 | 10 | 0 | 1 | 0 | 0 | 0 |
| | 0 | 0 | 0 | 2+ | 0 | 9+ | 11+ | 7- | 6- | 0 | 1- | 0 | 0 | 0 |
| 05502 | 0 | 1 | 1 | 0 | 1 | 29 | 0 | 0 | 0 | 0 | 5 | 0 | 0 | 0 |
| | 0 | 0 | 1 | 0 | 0 | 24 | 2 | 2 | 1 | 0 | 7 | 0 | 0 | 0 |
| | 0 | 1+ | 0 | 0 | 1+ | 5+ | 2- | 2- | 1- | 0 | 2- | 0 | 0 | 0 |
| 05503 | 0 | 1 | 6 | 0 | 7 | 18 | 3 | 0 | 3 | 0 | 20 | 0 | 0 | 0 |
| | 0 | 0 | 3 | 0 | 0 | 29 | 13 | 1 | 5 | 0 | 23 | 0 | 1- | 0 |
| | 0 | 1+ | 3+ | 0 | 7+ | 11- | 10- | 1- | 2- | 0 | 3- | 0 | 1- | 0 |

DEPARTMENT OF NATURAL RESOURCES

DIST 1

BARBOUR
BROOKE
HANCOCK
HARRISON
MARION
MARSHALL
MONONGALIA
OHIO
PRESTON
TAYLOR
TUCKER
WETZEL

DIST 2

BERKELEY
GRANT
HAMPSHIRE
HARDY
JEFFERSON
MINERAL
MORGAN
PENDLETON

DIST 3

BRAXTON
CLAY
LEWIS
NICHOLAS
POCAHONTAS
RANDOLPH
UPSHUR
WEBSTER

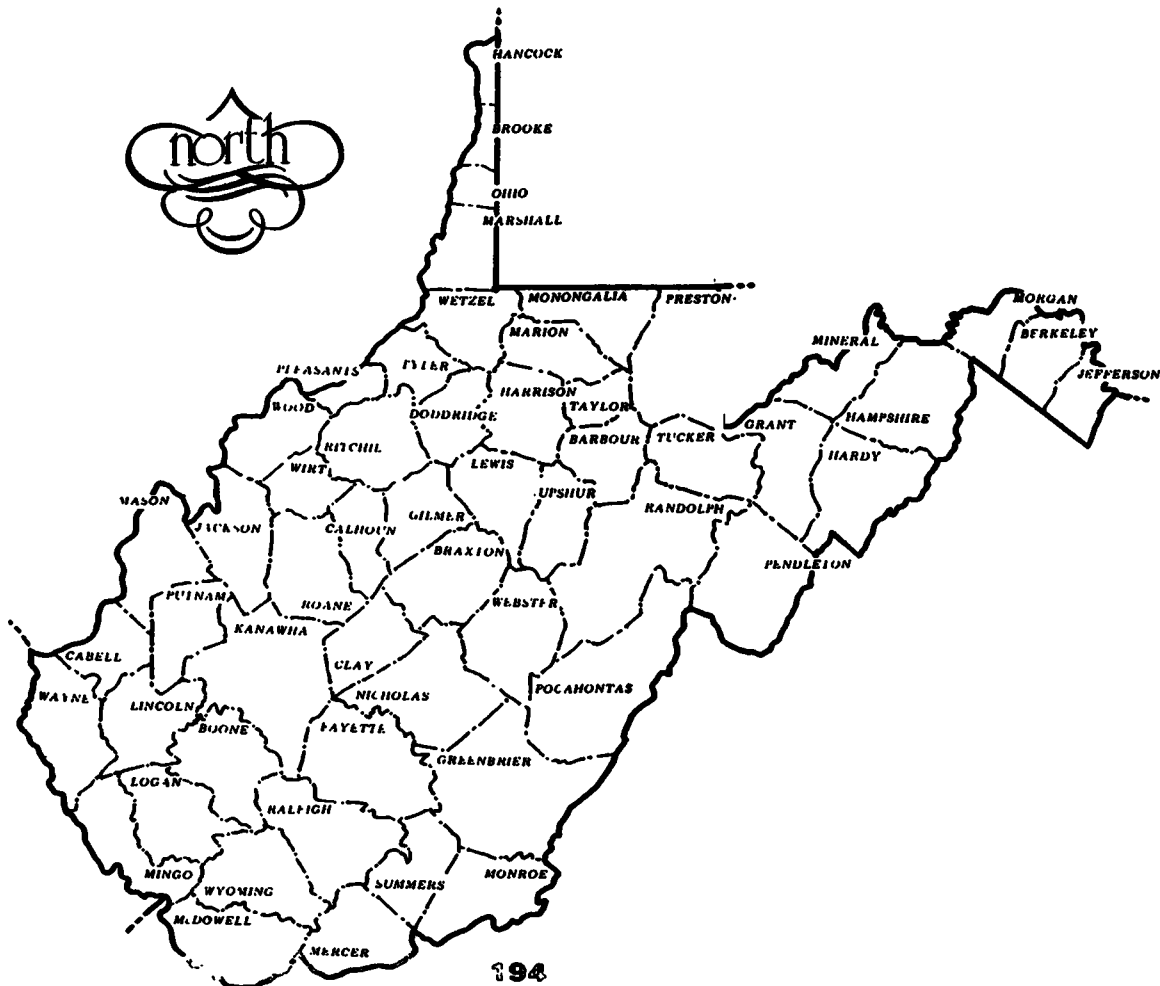
DIST 4

BOONE
FAYETTE
GREENBRIER
LINCOLN
LOGAN
MCDOWELL
MERCER
MINGO
MONROE
RALEIGH
SUMMERS
WAYNE
WYOMING

DIST 6

CALHOUN
CABELL
DODDRIDGE
GILMER
JACKSON
KANAWHA
MASON
PLEASANTS
PUTNAM
RITCHIE
ROANE
TYLER
WIRT
WOOD

NOTE: DISTRICT 5 WAS SPLIT INTO DISTRICTS 4 AND 6. ABOVE ARE THE COUNTIES COVERED BY EACH OF THE DISTRICTS. THE FOLLOWING PAGE DEPICTS THE ARREST ACTIVITY BY DISTRICT.



DEPARTMENT OF NATURAL RESOURCES - ARRESTS FOR 1995

| TOTAL DNR ARRESTS (ALL DISTRICTS) | | | | | | | | | | | | | | | | | | | | TOTAL | | | |
|-----------------------------------|----------|----------|----------|----------|----------|-----------|-----------|-----------|-----------|----------|-----------|-----------|-----------|-----------|-----------|-----------|-----------|-----------|-----------|-----------|----------|----------|------------|
| AGES >>>>> | <10 | 10-12 | 13-14 | 15 | 16 | 17 | 18 | 19 | 20 | 21 | 22 | 23 | 24 | 25-29 | 30-34 | 35-39 | 40-44 | 45-49 | 50-54 | 55-59 | 60-64 | 65+ | TOTAL |
| WEAPONS | | | 1 | 3 | 7 | 11 | 15 | 10 | 8 | 8 | 15 | 9 | 14 | 33 | 37 | 28 | 15 | 17 | 16 | 11 | 2 | 6 | 285 |
| DRUGS | | | | 1 | 3 | | | 4 | 8 | 1 | 2 | 1 | 1 | 9 | 7 | 3 | | | | | | | 40 |
| ASSAULTS | | | | | | | | | | | | | | | | 1 | | 1 | | | | | 2 |
| DUI | | | | | | | | | | | | | 1 | 2 | | | | 1 | | | | | 4 |
| DRUNKENNESS | | | | | | | | | | | | | | | | | | | | | 1 | | 1 |
| TOTAL | | | 1 | 3 | 8 | 14 | 15 | 14 | 18 | 9 | 17 | 10 | 15 | 42 | 45 | 30 | 15 | 19 | 16 | 11 | 3 | 6 | 312 |
| DNR ARRESTS - DISTRICT 1 | | | | | | | | | | | | | | | | | | | | | | | |
| WEAPONS | | | | | | | | 1 | | | | | | | | 1 | 1 | | | | | | 3 |
| DRUGS | | | | | | | | 2 | | | | | | | | | | | | | | | 2 |
| TOTAL | | | | | | | | 3 | | | | | | | | 1 | 1 | | | | | | 5 |
| DNR ARRESTS - DISTRICT 2 | | | | | | | | | | | | | | | | | | | | | | | |
| WEAPONS | | | | 2 | 2 | 6 | 3 | | 2 | 4 | 1 | 2 | 4 | | 1 | 1 | 1 | 1 | | | | | 30 |
| DRUGS | | | | | | | 1 | 1 | | 1 | 1 | | 1 | 3 | 1 | | | | | | | | 9 |
| TOTAL | | | | 2 | 2 | 6 | 4 | 1 | 2 | 5 | 2 | 2 | 5 | 3 | 2 | | | | | | | | 39 |
| DNR ARRESTS - DISTRICT 3 | | | | | | | | | | | | | | | | | | | | | | | |
| WEAPONS | | | | | 2 | | 1 | 2 | 1 | 2 | 3 | 1 | 4 | 7 | 2 | 2 | | | 1 | | | | 28 |
| DRUGS | | | | | | | 1 | | | | | | 1 | 1 | | | | | | | | | 3 |
| DUI | | | | | | | | | | | | 1 | 2 | | | | | 1 | | | | | 4 |
| DRUNKENNESS | | | | | | | | | | | | | | | | | | | | | 1 | | 1 |
| TOTAL | | | | | 2 | | 1 | 3 | 1 | 2 | 3 | 2 | 5 | 10 | 2 | 2 | | 1 | 1 | | 1 | | 38 |
| DNR ARRESTS - DISTRICT 4 | | | | | | | | | | | | | | | | | | | | | | | |
| WEAPONS | | | | | | 4 | 2 | 1 | 2 | | | | | | 3 | 2 | 1 | 1 | 1 | 1 | | | 18 |
| DRUGS | | | | 1 | 1 | | | 1 | | | | | 1 | 3 | 1 | | | | | | | | 8 |
| ASSAULTS | | | | | | | | | | | | | | | | 1 | | | | | | | 1 |
| TOTAL | | | | 1 | 1 | 4 | 2 | 2 | 2 | | | | 1 | 3 | 4 | 3 | 1 | 1 | 1 | 1 | | | 27 |
| DNR ARRESTS - DISTRICT 5 | | | | | | | | | | | | | | | | | | | | | | | |
| WEAPONS | | | | 1 | 3 | 2 | 2 | | 2 | | 3 | 1 | 2 | 8 | 10 | 9 | 2 | 5 | 5 | 1 | | 1 | 57 |
| DRUGS | | | | | 2 | | 1 | 5 | 1 | 1 | | | | 3 | 1 | 2 | | | | | | | 16 |
| TOTAL | | | | 1 | 3 | 4 | 2 | 7 | 3 | 4 | 1 | 2 | 11 | 11 | 11 | 2 | 5 | 5 | 1 | | 1 | | 73 |
| DNR ARRESTS - DISTRICT 6 | | | | | | | | | | | | | | | | | | | | | | | |
| WEAPONS | 1 | 2 | 2 | 5 | 3 | 3 | 3 | 3 | 3 | 6 | 4 | 9 | 17 | 17 | 11 | 9 | 10 | 8 | 9 | 2 | 5 | | 129 |
| DRUGS | | | | | | | | | | | | | 1 | 1 | | | | | | | | | 2 |
| ASSAULTS | | | | | | | | | | | | | | | | | | 1 | | | | | 1 |
| TOTAL | 1 | 2 | 2 | 5 | 3 | 3 | 3 | 3 | 3 | 6 | 4 | 9 | 18 | 18 | 11 | 9 | 11 | 8 | 9 | 2 | 5 | | 132 |

ARSON

1995

Crime Clock - 1 Arson every 8 hours, 20 minutes

DEFINITION

The offense of arson is defined by the National Uniform Crime Reporting (UCR) Program to include any willful or malicious burning or attempts to burn, with or without intent to defraud, a dwelling, public housing, motor vehicle or aircraft, personal property of another, etc.

Early in 1979, in accordance with the FBI-UCR Program, the West Virginia UCR Program began collecting arson data submitted by the UCR contributing agencies.

Reported Arson offenses during 1995 show 1,055 offenses with estimated property loss of \$ 5,885,679. 1994 figures reported 405 arson offenses with property loss estimated at \$ 3,367,882. The number of offenses increased 160.5 % while the estimated property loss increased 74.8 %.

Law enforcement agencies cleared 102 arson offenses during 1995 for a clearance rate of 9.7 %.

| | ESTIMATED PROPERTY DAMAGE | | % CHANGE |
|------------|---------------------------|--------------|-------------|
| | 1995 | 1994 | |
| TOTAL | \$ 5,885,679 | \$ 3,367,882 | + 74.8 % |
| STRUCTURAL | \$ 5,338,855 | \$ 2,998,424 | + 78.1 % |
| MOBILE | \$ 477,461 | \$ 365,620 | + 30.6 % |
| OTHER | \$ 69,363 | \$ 3,838 | + 1,707.3 % |

| | OFFENSES | | % CHANGE |
|------------|----------------|---------------|-----------|
| | 1995 | 1994 | |
| TOTAL | 1,055 (100 %) | 405 (100 %) | + 160.5 % |
| STRUCTURAL | 913 (86.5 %) | 269 (66.4 %) | + 239.4 % |
| MOBILE | 98 (9.3 %) | 90 (22.2 %) | + 8.9 % |
| OTHER | 44 (4.2 %) | 46 (11.4 %) | - 4.3 % |

| YEAR | OFFENSES | % CHANGE |
|------|----------|-----------|
| 1986 | 635 | - 0.6 % |
| 1987 | 447 | - 29.6 % |
| 1988 | 582 | + 30.2 % |
| 1989 | 548 | - 5.8 % |
| 1990 | 503 | - 8.2 % |
| 1991 | 529 | + 5.2 % |
| 1992 | 462 | - 12.7 % |
| 1993 | 439 | - 5.0 % |
| 1994 | 404 | - 7.7 % |
| 1995 | 1,055 | + 160.5 % |

ARSON 1995

G Monthly Return of Arson Offenses Known to Police

| PROPERTY CLASSIFICATION | 1 | 2 | 3 | 4 | 5 | 6 | 7 | 8 |
|--|---|---|--|--|---|--|------------------------------------|---|
| | Offenses Reported or Known to Police (Include Unfounded and Attempts) | Unfounded i.e. False or Baseless Complaints | Number of Actual Offenses (Column 2 Minus Column 3 Include Attempts) | Total Offenses Cleared by Arrest or Exceptional Means (Include Column 4) | Number of Clearances Involving Only Persons Under 18 Years of Age | Offenses Where Structures Uninhabited Abandoned or not Normally In Use | Estimated Value of Property Damage | |
| A Single Occupancy Residential Houses Townhouses Duplexes etc | 739 | 6 | 733 | 32 | 8 | 21 | \$ 1,673,931 | |
| B Other Residential Apartments Tenements Flats Hotels Motels Inns Dormitories, Boarding Houses etc | 53 | 2 | 51 | 14 | 2 | 3 | \$ 452,975 | |
| C Storage Barns Garages Warehouses etc | 40 | 2 | 38 | 11 | 5 | 5 | \$ 1,350,060 | |
| D Industrial / Manufacturing | 3 | 0 | 3 | 1 | 1 | 0 | \$ 30,350 | |
| E Other Commercial Stores Restaurants Offices etc | 37 | 3 | 34 | 6 | 3 | 1 | \$ 1,612,469 | |
| F Community/Public Churches Jails Schools Colleges Hospitals etc | 26 | 0 | 26 | 14 | 5 | 2 | \$ 115,075 | |
| G All Other Structure Out Buildings Monuments Buildings Under Construction etc | 28 | 0 | 28 | 7 | 4 | 4 | \$ 103,995 | |
| TOTAL STRUCTURE | 926 | 13 | 913 | 85 | 28 | 36 | \$ 5,338,855 | |
| H Motor Vehicles Automobiles Trucks Buses Motorcycles etc UCR Definition | 90 | 1 | 89 | 6 | 0 | | \$ 430,661 | |
| I Other Mobile Property Trailers Recreational Vehicles Airplanes Boats etc | 9 | 0 | 9 | 1 | 0 | | \$ 46,800 | |
| TOTAL MOBILE | 99 | 1 | 98 | 7 | 0 | | \$ 477,461 | |
| J TOTAL OTHER Crops Timber Fences Signs etc | 44 | 0 | 44 | 10 | 7 | | \$ 69,363 | |
| GRAND TOTAL | 1,069 | 14 | 1,055 | 102 | 35 | 36 | \$ 5,885,679 | |

DOMESTIC VIOLENCE

The increasing incidence of abuse between family members prompted the enactment of House Bill 802 which resulted in West Virginia State Law §48-2A. This law mandated the collection of domestic violence. Information on spouses, persons living as spouses, persons who formerly resided as spouses, parents, children and step children or other persons related by blood or marriage is collected;

Abuse: The occurrence of one or more of the following acts between family or household members who reside together or who formerly resided together:

1. Attempting to cause or intentionally, knowingly or recklessly causing bodily injury with or without a dangerous or deadly weapon.
2. Placing, by physical menace, another in fear of imminent serious bodily injury.
3. Sexually abusing a person under the age of 18 years.

The following information on Domestic Violence is in compliance with State Code 48-2A-9. Collecting the information on Domestic Violence began on July 1, 1981.

Law enforcement agencies reported they received a total of 9,601 complaints on Domestic Violence for 1995. This represented an 6.8 % increase over the 1994 figure of 8,989. They investigated 9,267 (96.5 %) of these complaints. Of the complainant who were victims, 1,005 (11.5 %) were male, 7,784 (88.5 %) female and 3,371 (35.1 %) of them had filed a previous complaint. **Repeated Abuse Victims** suffered 2 Homicides, 2,750 Simple Assaults and 75 Felonious Assaults. Protection Orders were violated in 125 (1.3 %) cases

| VICTIM | | | OFFENDER | | |
|--------|---------|----------|----------|---------|-----------|
| 8,377 | FEMALES | (87.3 %) | 1,050 | FEMALES | (10.9 %) |
| 1,221 | MALES | (12.7 %) | 8,545 | MALES | (89.1 %) |

WEAPONS USED

| | | |
|--------------|-------|----------|
| HANDS, FISTS | 7,039 | (90.5 %) |
| GUNS | 136 | (1.7 %) |
| CLUBS | 368 | (4.7 %) |
| KNIVES | 232 | (3.0 %) |

| EXTENT OF ABUSE | | | ACTION TAKEN ON TOTAL COMPLAINTS | | |
|-------------------|-------|----------|----------------------------------|-------|----------|
| SIMPLE ASSAULT | 7,587 | (79.0 %) | ARREST | 2,997 | (31.2 %) |
| FELONIOUS ASSAULT | 206 | (2.1 %) | REFERRED | 6,377 | (66.4 %) |
| HOMICIDE | 27 | (0.3 %) | OTHER | 1,455 | (15.2 %) |
| OTHER | 1,774 | (18.5 %) | | | |

- The average offender age was 32, while the youngest was 10 and the oldest was 99.
- Average victim age was 30, the youngest was 1, and the oldest was 89.
- Average response time was 14.62 minutes.

DOMESTIC VIOLENCE 1995

| WIFE | 3,493 | 48.1 % |
|-------------------------|--------------|---------------|
| Common Law Wife | 1,268 | 17.5% |
| Ex-Wife | 365 | 5.0% |
| Husband | 317 | 4.4% |
| Mother | 310 | 4.3% |
| Ex-Girlfriend | 272 | 3.7% |
| Daughter | 195 | 2.7% |
| Sister | 172 | 2.4% |
| Son | 135 | 1.9% |
| Other Family | 133 | 1.8% |
| Father | 118 | 1.6% |
| In-Law | 94 | 1.3% |
| Brother | 93 | 1.3% |
| Ex-Husband | 61 | 0.8% |
| Step Daughter | 41 | 0.6% |
| Ex-Boyfriend | 40 | 0.6% |
| Step Son | 29 | 0.4% |
| Step Father | 26 | 0.4% |
| Step Mother | 22 | 0.3% |
| Grandmother | 18 | 0.2% |
| Grandfather | 11 | 0.2% |
| Niece | 11 | 0.2% |
| Aunt | 8 | 0.1% |
| Uncle | 6 | 0.1% |
| Cousin | 6 | 0.1% |
| Homosexual Relationship | 6 | 0.1% |
| Granddaughter | 5 | 0.1% |
| Nephew | 2 | 0.0% |

| DAY OF WEEK | | |
|--------------------|--------------|---------------|
| SUNDAY | 1,725 | 18.0 % |
| MONDAY | 1,200 | 12.5 % |
| TUESDAY | 1,229 | 12.8 % |
| WEDNESDAY | 1,255 | 13.1 % |
| THURSDAY | 1,235 | 12.9 % |
| FRIDAY | 1,275 | 13.3 % |
| SATURDAY | 1,682 | 17.5 % |

| MONTH | | |
|------------------|--------------|---------------|
| JANUARY | 707 | 7.4 % |
| FEBRUARY | 600 | 6.2 % |
| MARCH | 746 | 7.8 % |
| APRIL | 813 | 8.5 % |
| MAY | 880 | 9.2 % |
| JUNE | 795 | 8.3 % |
| JULY | 903 | 9.4 % |
| AUGUST | 1,031 | 10.7 % |
| SEPTEMBER | 797 | 8.3 % |
| OCTOBER | 856 | 8.9 % |
| NOVEMBER | 677 | 7.1 % |
| DECEMBER | 796 | 8.3 % |

CAVEAT

CHILD ABUSE CASES FROM HUMAN SERVICES

Although West Virginia State Code §48-2A-9 mandates the West Virginia Department of Health and Human Resources to report to the Department of Public Safety in those instances of child abuse reported to the department which are not otherwise reported to any other law enforcement agency. DHHR was unable to provide the 1994 child abuse statistics as required. DHHR stated that such figures for 1995 are substantially understated due to the lack of statistics from numerous counties. Reproduction of these figures in the report would misrepresent the number of child abuse cases. Due to this fact, the information could not be supplied.

DOMESTIC VIOLENCE 1996

| AGENCY ID | TOTAL COMPL | TOTAL INVEST | ***** #MALE | ***** #FEMALE | ***** #REPEAT | ***** #INFO | ***** #VICTIM | ***** #COMPL | ***** #PRIOR | ***** #ASS | ***** #FEL | ***** #HOMICIDE | ***** #OTHER | ***** #ARREST | ***** #ACTION | ***** #REFER | ***** #OTHER | ***** #PROT |
|---------------------|----------------|-----------------|----------------|------------------|------------------|----------------|------------------|-----------------|-----------------|---------------|---------------|--------------------|-----------------|------------------|------------------|-----------------|-----------------|----------------|
| SP BERKELEY SPRINGS | 23 | 22 | 6 | 17 | 10 | 22 | 17 | 17 | 3 | 23 | 3 | | 3 | 4 | 18 | 1 | 1 | |
| SP BUCKHANNON | 16 | 15 | 10 | 16 | 14 | 65 | 22 | 22 | | 10 | | | | 3 | 15 | | | |
| SP CHARLES TOWN | 3 | 2 | 1 | 55 | 2 | 1 | 52 | 52 | | 65 | | | | 44 | 21 | | | |
| SP GLASSON | 55 | 52 | 6 | 48 | 24 | 50 | 5 | 5 | | 2 | | | 16 | 13 | 39 | | | 1 |
| SP BRIDGEPORT | 16 | 16 | 2 | 16 | 3 | 16 | 9 | 9 | | 14 | | | 2 | 14 | | | | |
| SP CLAY | 5 | 5 | 2 | 3 | 3 | 4 | 9 | 9 | | 5 | | | 16 | 2 | | | | 2 |
| SP ELIZABETH | 86 | 82 | 3 | 82 | 27 | 83 | 24 | 24 | | 69 | | | 14 | 26 | 61 | | | |
| SP ELKINS | 29 | 28 | 3 | 26 | 9 | 24 | 41 | 41 | | 11 | | | 14 | 24 | 5 | | | |
| SP FAIRMONT | 41 | 39 | 6 | 35 | 18 | 35 | 25 | 25 | | 30 | | | 6 | 28 | 5 | | | 1 |
| SP FRANKLIN | 10 | 10 | 1 | 9 | 8 | 9 | 4 | 4 | | 7 | | | 3 | 7 | 2 | | | |
| SP GLENVILLE | 6 | 6 | 1 | 5 | 2 | 6 | 3 | 3 | | 5 | | | 4 | 2 | 4 | | | |
| SP GRAFTON | 7 | 7 | 1 | 6 | 3 | 6 | 4 | 4 | | 3 | | | 4 | 4 | | | | 2 |
| SP GRANTSVILLE | 102 | 94 | 24 | 78 | 36 | 96 | 3 | 3 | | 76 | | | 21 | 47 | 73 | | | |
| SP HAWLIN | 6 | 6 | 1 | 6 | 1 | 6 | 3 | 3 | | 6 | | | 3 | 5 | 3 | | | |
| SP HARRISVILLE | 10 | 10 | 4 | 10 | 1 | 9 | 3 | 3 | | 6 | | 1 | 3 | 4 | 3 | | | |
| SP HINTON | 24 | 24 | 3 | 19 | 6 | 22 | 6 | 6 | | 18 | | | 6 | 4 | 21 | | | |
| SP HUNTINGTON | 35 | 31 | 3 | 32 | 17 | 33 | 62 | 62 | | 33 | | | 2 | 5 | 17 | | | |
| SP KEYSER | 14 | 13 | 3 | 11 | 3 | 13 | 12 | 12 | | 12 | | | 2 | 4 | 2 | | | |
| SP KINGHOOD | 26 | 26 | 2 | 24 | 5 | 24 | 12 | 12 | | 21 | | | 4 | 9 | 19 | | | |
| SP MARLINTON | 81 | 76 | 4 | 77 | 34 | 81 | 112 | 112 | | 73 | | | 7 | 31 | 46 | | | |
| SP MARTINSBURG | 2 | 2 | 3 | 7 | 2 | 8 | 3 | 3 | | 6 | | 1 | 1 | 6 | 2 | | | |
| SP MORTGOMERY | 11 | 10 | 6 | 88 | 29 | 94 | 81 | 81 | | 61 | | | 31 | 52 | 94 | | | |
| SP MOOREFIELD | 94 | 94 | 2 | 7 | 1 | 94 | 1 | 1 | | 8 | | | 1 | 6 | 1 | | | 1 |
| SP MORGANTOWN | 9 | 9 | 1 | 7 | 2 | 9 | 2 | 2 | | 2 | | | 1 | 3 | 1 | | | |
| SP MOUNDSVILLE | 2 | 1 | 3 | 2 | 3 | 2 | 3 | 3 | | 2 | | | 1 | 3 | 1 | | | |
| SP PADEN CITY | 3 | 3 | 3 | 5 | 1 | 5 | 5 | 5 | | 5 | | | 2 | 5 | 3 | | | |
| SP PARKERSBURG | 8 | 8 | 4 | 10 | 5 | 9 | 3 | 3 | | 5 | | | 2 | 4 | 5 | | | 1 |
| SP PARSONS | 18 | 16 | 4 | 14 | 5 | 16 | 13 | 13 | | 15 | | | 1 | 12 | 5 | | | |
| SP PHILIPPI | 3 | 2 | 2 | 3 | 1 | 2 | 5 | 5 | | 2 | | | 1 | 2 | 2 | | | |
| SP RAINHELLE | 2 | 2 | 4 | 2 | 1 | 2 | 1 | 1 | | 2 | | | 1 | 1 | 1 | | | |
| SP RICHWOOD | 4 | 4 | 5 | 4 | 1 | 4 | 1 | 1 | | 2 | | | 4 | 3 | 2 | | | |
| SP RIPLEY | 47 | 46 | 6 | 42 | 19 | 45 | 10 | 10 | | 42 | | | 8 | 1 | 20 | | | |
| SP ROMNEY | 6 | 6 | 6 | 43 | 3 | 48 | 36 | 36 | | 40 | | | 1 | 3 | 1 | | | |
| SP ST. MARYS | 49 | 46 | 3 | 28 | 14 | 48 | 18 | 18 | | 2 | | | 9 | 23 | 26 | | | |
| SP ST. CHARLESTON | 2 | 2 | 3 | 2 | 2 | 2 | 52 | 52 | | 2 | | | 8 | 2 | 10 | | | 2 |
| SP SPENCER | 31 | 30 | 9 | 25 | 1 | 26 | 3 | 3 | | 20 | | | 8 | 17 | 10 | | | |
| SP SUTTON | 77 | 77 | 4 | 68 | 8 | 74 | 21 | 21 | | 33 | | | 27 | 1 | 4 | | | 1 |
| SP WHEELING | 33 | 32 | 9 | 28 | 8 | 29 | 35 | 35 | | 25 | | | 8 | 27 | 28 | | | |
| SP WAYNE | 9 | 9 | 1 | 8 | 4 | 8 | 12 | 12 | | 9 | | | 2 | 10 | 24 | | | |
| SP WEBSTER SPRINGS | 9 | 9 | 1 | 8 | 8 | 8 | 13 | 13 | | 11 | | | 12 | 6 | 9 | | | 1 |
| SP WELCH | 23 | 20 | 1 | 22 | 5 | 19 | 10 | 10 | | 12 | | | 10 | 8 | 16 | | | |
| SP WEST UNION | 22 | 22 | 1 | 21 | 6 | 22 | 11 | 11 | | 10 | | | 3 | 11 | 22 | | | |
| SP WILLIAMSON | 26 | 24 | 2 | 24 | 3 | 19 | 3 | 3 | | 22 | | | 3 | 8 | 15 | | | |
| SP WILFIELD | 7 | 7 | 4 | 5 | 6 | 7 | 5 | 5 | | 1 | | | 3 | 1 | 1 | | | |
| SP HUNDRED | 9 | 9 | 1 | 8 | 8 | 8 | 9 | 9 | | 9 | | | 3 | 9 | 1 | | | |
| PD PHILIPPI | 16 | 16 | 42 | 15 | 5 | 16 | 11 | 11 | | 12 | | | 3 | 13 | 4 | | | 1 |
| SD BERKELEY CO | 203 | 202 | 73 | 161 | 94 | 176 | 266 | 266 | | 151 | | | 49 | 29 | 156 | | | 1 |
| PD MARTINSBURG | 440 | 406 | 148 | 352 | 148 | 364 | 319 | 319 | | 385 | | | 57 | 61 | 375 | | | 1 |
| SD BOONE CO | 54 | 53 | 3 | 51 | 1 | 48 | 4 | 4 | | 54 | | | 28 | 28 | 49 | | | 2 |

DOMESTIC VIOLENCE 1995

| AGENCY ID | TOTAL COMPL | TOTAL INVEST | MALE | FEMALE | COMPL REPEAT | PRIOR COMPL | *SIM KASS | FEL ASS | HOMICIDE | ADUSE | OTH* | KARREST | ACTION TAKEN | OTH* | PROT VIOL |
|---------------------|-------------|--------------|------|--------|--------------|-------------|-----------|---------|----------|-------|------|---------|--------------|------|-----------|
| PD SUTTON | 1 | 44 | 4 | 40 | 1 | 44 | 31 | 137 | 1 | 5 | 1 | 11 | 35 | 3 | 1 |
| SO BROOKE | 44 | 19 | 1 | 19 | 3 | 20 | 6 | 17 | 14 | 5 | 11 | 13 | 2 | 2 | |
| PD FOLLENSBURG | 20 | 3 | 1 | 3 | 3 | 3 | 1 | 2 | | | 5 | 1 | 1 | 1 | |
| PD WELLSBURG | 3 | 389 | 60 | 329 | 154 | 365 | 374 | 11 | 6 | 42 | 74 | 313 | 1 | 3 | |
| SO CABELL | 31 | 31 | 8 | 23 | 31 | 31 | 18 | 11 | 1 | 10 | 10 | 21 | 196 | 19 | |
| PD BARBOURSVILLE | 689 | 674 | 79 | 609 | 300 | 667 | 602 | 22 | 10 | 137 | 205 | 363 | 12 | 2 | |
| PD HUNTINGTON | 18 | 18 | 1 | 17 | 8 | 17 | 8 | 1 | 2 | 2 | 13 | 12 | 1 | 1 | |
| PD MILTON | 2 | 2 | 1 | 1 | 1 | 2 | 1 | 1 | | | 3 | 2 | 1 | 1 | |
| MARCHALL UNIVERSITY | 3 | 3 | 1 | 2 | 3 | 3 | 1 | 3 | | | 2 | 7 | 4 | 9 | 1 |
| PD GRANTSVILLE | 2 | 2 | 3 | 2 | 1 | 1 | 1 | 2 | | | 1 | 6 | 2 | 3 | |
| SO CLAY | 28 | 28 | 3 | 25 | 12 | 28 | 12 | 10 | | 9 | 7 | 26 | 1 | 3 | |
| SO DODDRIDGE | 30 | 30 | 1 | 29 | 2 | 29 | 2 | 6 | | 1 | 6 | 2 | 1 | 5 | |
| SO FAYETTE CO | 2 | 17 | 2 | 15 | 6 | 16 | 6 | 23 | | 1 | 10 | 1 | 1 | 13 | 1 |
| PD ANSTED | 1 | 1 | 1 | 1 | 1 | 1 | 1 | 39 | | 1 | 2 | 1 | 1 | 2 | |
| PD FAYETTEVILLE | 17 | 17 | 3 | 14 | 10 | 16 | 10 | 2 | | 1 | 1 | 1 | 1 | 5 | |
| PD MONTGOMERY | 1 | 1 | 1 | 1 | 1 | 1 | 1 | 2 | | 1 | 1 | 1 | 1 | 1 | |
| PD MOUNT HOPE | 29 | 28 | 1 | 28 | 2 | 22 | 2 | 3 | | 1 | 2 | 1 | 1 | 1 | |
| PD OAK HILL | 2 | 2 | 1 | 1 | 1 | 1 | 1 | 2 | | 1 | 1 | 1 | 1 | 1 | |
| PD SMITHERS | 3 | 3 | 1 | 2 | 2 | 2 | 2 | 2 | | 1 | 2 | 2 | 1 | 2 | |
| SO GILMER CO | 4 | 4 | 1 | 3 | 1 | 4 | 1 | 3 | | 1 | 2 | 2 | 1 | 1 | |
| PD GLENNVILLE | 21 | 19 | 1 | 18 | 11 | 21 | 11 | 7 | | 1 | 2 | 1 | 1 | 12 | |
| PD GRAHT CO | 3 | 29 | 1 | 28 | 2 | 27 | 2 | 3 | | 1 | 2 | 1 | 1 | 1 | |
| SO PETERSBURG | 6 | 6 | 1 | 5 | 5 | 5 | 5 | 7 | | 1 | 6 | 2 | 1 | 1 | |
| SO GREENBRIER CO | 4 | 4 | 1 | 3 | 1 | 3 | 1 | 1 | | 1 | 1 | 1 | 1 | 1 | |
| PD RAINELLE | 19 | 16 | 1 | 18 | 9 | 15 | 9 | 14 | | 1 | 18 | 3 | 1 | 1 | |
| PD RONCVERTE | 10 | 10 | 1 | 9 | 7 | 8 | 7 | 5 | | 1 | 9 | 2 | 1 | 1 | |
| PD WHITE SUL. SPGS. | 72 | 71 | 15 | 57 | 10 | 70 | 10 | 21 | | 1 | 59 | 1 | 1 | 15 | |
| SO HANCOCK CO | 2 | 2 | 2 | 2 | 2 | 2 | 2 | 2 | | 1 | 2 | 2 | 2 | 5 | |
| PD CHESTER | 118 | 115 | 22 | 95 | 39 | 94 | 39 | 2 | | 11 | 47 | 101 | 3 | 5 | |
| PD HEIRTON | 3 | 3 | 1 | 2 | 3 | 3 | 3 | 5 | | 6 | 3 | 3 | 3 | 2 | |
| PD HEN CUMBERLAND | 10 | 10 | 1 | 9 | 3 | 10 | 3 | 5 | | 6 | 3 | 5 | 2 | 2 | |
| SO HARDY CO | 23 | 22 | 1 | 21 | 9 | 22 | 9 | 36 | | 1 | 16 | 10 | 2 | 2 | |
| PD MOOREFIELD | 176 | 165 | 19 | 155 | 99 | 158 | 99 | 328 | | 48 | 45 | 154 | 24 | 10 | |
| SO HARRISON CO | 10 | 10 | 3 | 7 | 3 | 10 | 3 | 9 | | 1 | 4 | 7 | 3 | 3 | |
| PD BRIDGEPORT | 182 | 181 | 23 | 159 | 101 | 182 | 101 | 369 | | 25 | 102 | 85 | 6 | 1 | |
| PD CLARKSBURG | 2 | 2 | 2 | 2 | 1 | 2 | 1 | 8 | | 6 | 2 | 2 | 2 | 5 | |
| PD SALEM | 8 | 8 | 2 | 6 | 4 | 7 | 4 | 6 | | 8 | 3 | 3 | 3 | 5 | |
| PD SHIRNHSTON | 15 | 15 | 2 | 13 | 6 | 15 | 6 | 6 | | 8 | 3 | 12 | 2 | 2 | |
| PD STONEHOOD | 3 | 3 | 1 | 2 | 1 | 2 | 1 | 1 | | 2 | 2 | 2 | 1 | 1 | |
| PD ANTOORE | 30 | 28 | 4 | 26 | 8 | 30 | 8 | 7 | | 2 | 1 | 16 | 4 | 3 | |
| PD HUTTER FORT | 6 | 6 | 3 | 3 | 2 | 6 | 2 | 6 | | 1 | 2 | 4 | 1 | 1 | |
| SO JACKSON CO | 3 | 3 | 3 | 3 | 3 | 3 | 3 | 6 | | 1 | 2 | 2 | 1 | 1 | |
| PD RAVENSHOOD | 3 | 3 | 3 | 3 | 1 | 3 | 1 | 3 | | 2 | 1 | 2 | 2 | 5 | |
| PD RIPLEY | 14 | 14 | 3 | 11 | 8 | 14 | 8 | 13 | | 1 | 1 | 4 | 2 | 15 | |
| SO JEFFERSON CO | 35 | 32 | 8 | 27 | 1 | 32 | 1 | 13 | | 6 | 1 | 4 | 5 | 17 | |
| PD CHARLES TOMH | 1 | 1 | 3 | 1 | 25 | 1 | 25 | 60 | | 129 | 2 | 41 | 2 | 76 | |
| PD SHEPHERDSTOWN | 50 | 49 | 3 | 44 | 4 | 46 | 4 | 2 | | 6 | 19 | 2 | 2 | 1 | |
| PD RANSON | 2 | 2 | 59 | 544 | 4 | 600 | 4 | 2 | | 6 | 109 | 427 | 1 | 1 | |
| PD HARPERS FERRY | 603 | 595 | 59 | 544 | 4 | 600 | 4 | 2 | | 6 | 109 | 427 | 1 | 1 | |
| SO KAHAMHA CO | | | | | | | | | | | | | | | |

| AGENCY ID | TOTAL COMPL | TOTAL INVEST | MALE | COMPLAINTANT INFO | REPEAT | PRIOR COMPL | XSIM #ASS | FEL ASS | HOMICIDE | OTHER | ARREST | TAKEN REFER | OTHER | PROT VIOL |
|---------------------|-------------|--------------|------|-------------------|--------|-------------|-----------|---------|----------|-------|--------|-------------|-------|-----------|
| PD CHARLESTON | 976 | 885 | 146 | 825 | 877 | 531 | 1339 | 46 | 3 | 115 | 222 | 963 | 9 | 24 |
| PD DUIBAR | 110 | 109 | 17 | 93 | 108 | 46 | 63 | 1 | | 25 | 26 | 83 | 2 | |
| PD MITRO | 179 | 73 | 14 | 63 | 73 | 37 | 14 | 1 | | 18 | 10 | 66 | 8 | 1 |
| PD ST ALBANS | 67 | 67 | 4 | 63 | 67 | | 25 | | | 42 | 24 | 43 | 3 | 2 |
| PD CHESAPEAKE | 41 | 38 | 4 | 37 | 41 | 22 | 67 | | | 5 | 16 | 24 | 1 | |
| PD CEDAR GROVE | 2 | 2 | 1 | 1 | 2 | 1 | 2 | | | 1 | | 2 | | |
| WV STATE COLLEGE | 2 | 2 | | | | | 28 | | | 1 | 14 | 14 | 2 | 6 |
| SO LEWIS CO | 24 | 24 | 5 | 19 | 23 | 11 | 6 | 1 | | 3 | 9 | 88 | 16 | |
| PS WESTON | 11 | 8 | 2 | 88 | 93 | 53 | 111 | 2 | | 5 | 63 | | | |
| SO LOGAN | 95 | 94 | 7 | 88 | 93 | 3 | 8 | 1 | | | 3 | 5 | | |
| PD LOGAN | 3 | 3 | 6 | 6 | 6 | 4 | 8 | | | 4 | 1 | 5 | | |
| PD CHAPMANVILLE | 7 | 7 | 1 | 6 | 7 | 1 | 2 | | | 4 | 5 | 1 | | |
| PD MELCH | 6 | 6 | | 6 | 6 | 1 | 16 | | | 2 | 3 | 71 | | 3 |
| SO KIMBALL | 6 | 6 | | 6 | 6 | 1 | 16 | | | 1 | 5 | 1 | | 3 |
| SO MARIION CO | 120 | 120 | 10 | 110 | 105 | 44 | 130 | 4 | | 6 | 49 | 71 | | |
| PD FAIRMONT | 149 | 149 | 8 | 141 | 148 | 77 | 263 | | | 26 | 63 | 82 | | 4 |
| PD MARIION CO | 9 | 9 | | 9 | 9 | 7 | 3 | | | 1 | 8 | 8 | | |
| SO MARSHALL CO | 85 | 84 | 23 | 62 | 46 | 7 | 6 | 2 | 1 | 15 | 53 | 14 | | 18 |
| PD BERTHOOD | 3 | 2 | 1 | 2 | 3 | 3 | 8 | | | 1 | 3 | 4 | | 3 |
| PD GLEN DALE | 9 | 9 | 8 | 8 | 9 | 3 | 16 | | | 1 | 3 | 4 | | 5 |
| PD MOUNDSVILLE | 63 | 63 | 15 | 58 | 59 | 3 | 69 | | | 2 | 41 | 4 | | 46 |
| SO MASON CO | 64 | 64 | 3 | 62 | 65 | 27 | 95 | | | | 21 | 8 | | 3 |
| PD PT PLEASANT | 34 | 34 | 14 | 34 | 34 | 9 | 15 | | | | 12 | 22 | | 2 |
| SO MERCER CO | 217 | 214 | 15 | 203 | 216 | 79 | 216 | | 1 | 43 | 38 | 215 | | 29 |
| PD BLUEFIELD | 141 | 122 | 12 | 126 | 140 | 28 | 11 | 1 | | 23 | 24 | 36 | | 3 |
| PD PRINCETON | 94 | 93 | 12 | 79 | 76 | 6 | 11 | | | 2 | 69 | 69 | | 14 |
| SO MINERAL CO | 20 | 20 | 3 | 17 | 19 | 9 | 11 | | 1 | 52 | 19 | 2 | | 37 |
| PD KEYSER | 57 | 57 | 14 | 43 | 34 | 22 | 80 | | | 4 | 17 | 12 | | 10 |
| PD PIEDMONT | 13 | 13 | 6 | 13 | 13 | 9 | 26 | | | 12 | 7 | 7 | | 9 |
| SO MINGO CO | 42 | 28 | 1 | 36 | 34 | 15 | 21 | 4 | | 1 | 1 | 27 | | 1 |
| PD WILLIAMSON | 28 | 28 | 6 | 27 | 28 | 2 | 6 | | | 1 | 3 | 2 | | |
| PD DELBARTON | 4 | 4 | 1 | 3 | 2 | 2 | 1 | | | 20 | 9 | 47 | | 30 |
| SO MORONGALIA | 70 | 66 | 9 | 60 | 65 | 41 | 68 | 1 | | 4 | 39 | 1 | | 25 |
| PD MORGANTOWN | 65 | 63 | 9 | 55 | 53 | 14 | 23 | | | 4 | 1 | 2 | | 6 |
| PD STAR CITY | 5 | 5 | 4 | 5 | 5 | 1 | 2 | 2 | | 1 | 15 | 3 | | 1 |
| PD WESTOVER | 23 | 23 | 4 | 19 | 19 | 1 | 1 | | | 1 | 1 | 1 | | |
| WVU SECURITY POLICE | 2 | 2 | 1 | 1 | 2 | 2 | 6 | | | 6 | 2 | 7 | | 18 |
| PD ALDERSON | 2 | 2 | 1 | 2 | 2 | 2 | 6 | | | 13 | 2 | 46 | | 11 |
| SO MORGAN CO | 26 | 26 | 6 | 25 | 26 | 12 | 19 | 1 | | 8 | 6 | 5 | | 9 |
| SO NICHOLAS | 57 | 57 | 14 | 51 | 57 | 5 | 11 | 1 | | 4 | 3 | 11 | | 1 |
| PD RICHMOND | 16 | 15 | 11 | 16 | 16 | 5 | 5 | | | 34 | 50 | 18 | | 37 |
| PD SUMMERSVILLE | 12 | 12 | 11 | 12 | 12 | 5 | 2 | | | 14 | 215 | 174 | | 19 |
| SO OHIO CO | 96 | 96 | 11 | 85 | 95 | 44 | 95 | 34 | 1 | 1 | 1 | 8 | | 18 |
| PD WHEELING | 409 | 409 | 77 | 332 | 362 | 1 | 1 | | | 1 | 1 | 2 | | 4 |
| PD BETHLEHEM | 2 | 2 | 1 | 2 | 2 | 3 | 3 | | | 4 | 1 | 5 | | 1 |
| WEST LIBERTY COL | 6 | 5 | 3 | 5 | 5 | 4 | 3 | | | 1 | 1 | 2 | | 12 |
| SO PENDELTON | 3 | 3 | 1 | 3 | 3 | 4 | 3 | | | 1 | 8 | 2 | | 2 |
| SO PLEASANTS CO | 18 | 15 | 5 | 17 | 18 | 3 | 11 | 1 | 1 | 2 | 5 | 10 | | 1 |
| SO POCANOHONTAS | 10 | 9 | 1 | 5 | 6 | 5 | 7 | | | 11 | 2 | 15 | | 2 |
| PD NARLINTON | 10 | 10 | 2 | 10 | 9 | 1 | 11 | | | 6 | 10 | 10 | | |
| SO PRESTON CO | 17 | 10 | 2 | 15 | 13 | 1 | 6 | | | | 15 | 15 | | |

DOMESTIC VIOLENCE
1995

DOMESTIC VIOLENCE 1995

| AGENCY ID | TOTAL COMPL | TOTAL INVEST | *****COMPLAINANT INFO***** | | PRIOR COMPL | *****EXTENT OF ABUSE***** | | | *****ACTION TAKEN***** | | PROT VIOL | | |
|---------------------|----------------|-----------------|----------------------------|--------|----------------|---------------------------|----------|------|------------------------|-------|--------------|------|-----|
| | | | MALE | FEMALE | | FEL ASS | HOMICIDE | OTH* | ARREST | REFER | | OTH* | |
| PD KINGWOOD | 9 | 9 | 20 | 103 | 9 | 9 | 3 | 26 | 7 | 2 | | | |
| SO PUTHAM CO | 123 | 115 | 2 | 112 | 4 | 4 | 4 | 3 | 34 | 80 | 9 | | |
| PD HURRICANE | 578 | 578 | 106 | 472 | 4 | 4 | 6 | 183 | 87 | 453 | 9 | | |
| SO RALEIGH CO | 162 | 162 | 23 | 139 | 199 | 3 | 1 | 37 | 59 | 157 | 2 | | |
| PD BECKLEY | 17 | 17 | 6 | 11 | 32 | 6 | | 12 | 9 | 17 | 14 | | |
| PD MABSCOTT | 37 | 32 | 6 | 31 | 35 | 19 | | 19 | 10 | 29 | 5 | | |
| PD ELKINS | 2 | 2 | 1 | 2 | 3 | 2 | | 2 | 2 | 2 | | | |
| SO RITCHIE CO | 1 | 1 | 1 | 3 | 4 | 1 | | 1 | 1 | 3 | | | |
| PD HARRISVILLE | 4 | 3 | 1 | 5 | 2 | 4 | | 4 | 1 | 3 | | | |
| PD SPENCER | 5 | 5 | 9 | 28 | 3 | 3 | | 6 | 5 | 23 | | | |
| SO TAYLOR | 37 | 37 | 2 | 14 | 13 | 26 | 3 | 8 | 9 | 13 | 11 | | |
| PD GRAFTON | 16 | 15 | 2 | 3 | 2 | 7 | | 1 | 4 | 13 | 3 | | |
| SO TUCKER CO | 3 | 3 | 1 | 3 | 2 | 2 | | 1 | 2 | 1 | 1 | | |
| PD PARSONS | 1 | 1 | 1 | 1 | 1 | 6 | | 1 | 3 | 4 | | | |
| PD PADEN CITY | 6 | 6 | 1 | 6 | 1 | 19 | | 12 | 18 | 87 | 1 | | |
| PD SISTERSVILLE | 19 | 19 | 12 | 18 | 8 | 11 | | 1 | 41 | 1 | | | |
| PD BUCKHANNON | 98 | 95 | 1 | 86 | 40 | 84 | | 12 | 3 | 12 | 6 | | |
| SO WAYNE CO | 4 | 4 | 8 | 14 | 3 | 4 | | 1 | 10 | 1 | | | |
| PD CEREDO | 22 | 21 | 1 | 2 | 2 | 21 | | 1 | 2 | 1 | | | |
| PD KEHOVA | 2 | 1 | 1 | 1 | 1 | 2 | | 4 | 8 | 1 | | | |
| SO WEBSTER | 1 | 1 | 2 | 1 | 5 | 1 | | 1 | 1 | 1 | | | |
| SO HETZEL CO | 18 | 18 | 2 | 16 | 8 | 13 | | 4 | 3 | 8 | 2 | | |
| PD NEW MARTINSVILLE | 7 | 6 | 18 | 7 | 6 | 6 | | 1 | 1 | 1 | 1 | | |
| SO WIRT CO | 91 | 90 | 18 | 72 | 38 | 75 | | 16 | 28 | 91 | 2 | | |
| SO HOOD CO | 40 | 40 | 6 | 31 | 29 | 32 | | 10 | 21 | 25 | 12 | | |
| PD PARKERSBURG | 50 | 50 | 14 | 36 | 50 | 49 | | 1 | 9 | 28 | 5 | | |
| PD VIENNA | 9 | 8 | 1 | 8 | 9 | 9 | | 32 | 4 | 34 | 1 | | |
| PD WILLIAMSON | 82 | 82 | 14 | 68 | 17 | 51 | | 1 | 20 | 34 | 2 | | |
| SO WYOMING CO | 3 | 3 | 1 | 2 | 2 | 2 | | 1 | 1 | 2 | | | |
| PD MULLENS | 12 | 11 | 4 | 8 | 10 | 8 | | 2 | 2 | 10 | | | |
| PD PINEVILLE | 25 | 25 | 4 | 21 | 5 | 3 | | 21 | 2 | 25 | | | |
| TOTAL | 9601 | 9267 | 1290 | 8266 | 8733 | 7587 | 206 | 13 | 1774 | 2997 | 6377 | 1455 | 125 |

PURCHASED OR CONFISCATED CONTROLLED SUBSTANCES

JANUARY - DECEMBER 1995

| | AMOUNT PURCHASED (WEIGHT/QUANTITY) | AMOUNT CONFISCATED (WEIGHT/QUANTITY) | ESTIMATED STREET VALUE | |
|------------------------------------|---------------------------------------|---|---------------------------|--------------------------|
| CANNABIS | Marijuana | 366.49 GRAMS | \$ 46,250 | TOTAL CANNABIS |
| | | 769 PLANTS | \$ 69,582,603 | |
| | | 52 LBS 4.59 OZ. | \$ 1,126,223 | \$ 70,758,659 |
| COCAINE | Hash/Hash Oil | 20.50 GRAMS | \$ 3,583 | TOTAL COCAINE |
| | Base "CRACK" | 1,866 ROCKS | \$ 684,282 | |
| | | 651.30 GRAMS | \$ 198,560 | |
| | Hydrochloride | 166.50 GRAMS | \$ 589,185 | \$ 1,533,927 |
| | "powder" | 19.08 OZ. | \$ 61,900 | |
| STIMULANTS | Amphetamine | 34.25 GRAMS | \$ 4,072 | TOTAL STIMULANTS |
| | Other | 577 UNITS | \$ 22,397 | |
| | | 43.75 GRAMS | \$ 26,378 | \$ 64,047 |
| | | 193 UNITS | \$ 11,200 | |
| DEPRESSANTS | Barbiturates | 0 GRAMS | \$ 0 | TOTAL DEPRESSANTS |
| | Other | 67 UNITS | \$ 1,068 | |
| | | 93 UNITS | \$ 1,410 | \$ 2,478 |
| NARCOTICS | Heroin | 22.00 GRAMS | \$ 250,415 | TOTAL NARCOTICS |
| | Other | 0 GRAMS | \$ 0 | |
| | | 241 UNITS | \$ 26,934 | \$ 277,349 |
| | | 167 UNITS | \$ 1,465 | TOTAL |
| HALLUCINOGENS | LSD | 0 GRAMS | \$ 0 | HALLUCINOGENS |
| | PCP | 0 OZ. | \$ 200 | |
| | Other | 50 UNITS | \$ 620 | \$ 2,285 |
| OTHER | Other | 50 UNITS | \$ 8,387 | TOTAL OTHER |
| | | 355 | \$ | \$ 8,387 |
| TOTAL CONTROLLED SUBSTANCES | | | | \$ 72,647,132 |

ESTIMATED STREET VALUE
PURCHASED OR CONFISCATED CONTROLLED SUBSTANCES
JANUARY - DECEMBER 1995 vs JANUARY - DECEMBER 1994

| | | 1995 | 1994 | CHANGE | % CHANGE |
|------------------------------------|--------------|---------------|---------------|-------------|--------------|
| CANNABIS | TOTAL | \$ 70,758,659 | \$ 66,158,059 | + 4,600,600 | + 6.95 % |
| MARIJUANA | Grams | \$ 46,250 | \$ 31,685 | + 14,565 | + 45.97 % |
| | Plants | \$ 69,582,603 | \$ 64,488,538 | + 5,094,065 | + 7.90 % |
| | Ounces | \$ 1,126,223 | \$ 634,481 | + 491,742 | + 77.50 % |
| HASH/HASH OIL | Grams | \$ 3,583 | \$ 3,355 | + 228 | + 6.80 % |
| COCAINE | TOTAL | \$ 1,533,927 | \$ 1,223,495 | + 310,432 | + 25.37 % |
| | Rocks | \$ 684,282 | \$ 341,895 | + 342,387 | + 100.14 % |
| | Grams | \$ 198,560 | \$ 48,415 | + 150,145 | + 310.12 % |
| HYDROCHLORIDE | Grams | \$ 589,185 | \$ 61,185 | + 528,000 | + 862.96 % |
| "powder" | Ounces | \$ 61,900 | \$ 722,000 | - 660,100 | - 91.43 % |
| STIMULANTS | TOTAL | \$ 64,047 | \$ 52,022 | + 12,025 | + 23.12 % |
| AMPHETAMINE | Grams | \$ 4,072 | \$ 7,115 | - 3,043 | - 42.77 % |
| | Units | \$ 22,397 | \$ 9,627 | + 8,152 | + 84.68 % |
| OTHER | Grams | \$ 26,378 | \$ 34,530 | + 8,152 | - 23.61 % |
| | Units | \$ 11,200 | \$ 750 | + 10,450 | + 1,393.33 % |
| DEPRESSANTS | TOTAL | \$ 2,478 | \$ 7,814 | - 5,336 | - 68.29 % |
| BARBITUATES | Grams | \$ 0 | \$ 76 | - 76 | N/A |
| | Units | \$ 1,068 | \$ 3,034 | - 1,966 | - 64.80 % |
| OTHER | Units | \$ 1,410 | \$ 4,704 | - 3,294 | - 70.03 % |
| NARCOTICS | TOTAL | \$ 277,349 | \$ 24,699 | + 252,650 | + 1,022.92 % |
| HEROIN | Grams | \$ 250,415 | \$ 9,930 | + 240,485 | + 2,421.80 % |
| OTHER | Grams | \$ 0 | \$ 157 | - 157 | N/A |
| | Units | \$ 26,934 | \$ 14,612 | + 12,322 | + 84.33 % |
| HALLUCINOGENS | TOTAL | \$ 2,285 | \$ 922 | + 1,363 | + 147.83 % |
| LSD | Units | \$ 1,465 | \$ 842 | + 623 | + 73.99 % |
| PCP | Grams | \$ 0 | \$ 0 | 0 | 0 % |
| | Ounces | \$ 200 | \$ 0 | + 200 | N/A |
| OTHER | Units | \$ 620 | \$ 80 | + 540 | + 675.00 % |
| OTHER | TOTAL | \$ 8,387 | \$ 315 | + 8,072 | + 2,562.54 % |
| TOTAL CONTROLLED SUBSTANCES | | \$ 72,647,132 | \$ 67,467,326 | + 5,179,806 | + 7.68 % |

Figures provided by Uniform Crime Reporting , WV State Police, 725 Jefferson Road, So Charleston WV 25309 746-2159

PURCHASED CONTROLLED SUBSTANCES

JANUARY - DECEMBER 1995 vs JANUARY - DECEMBER 1994

| | AMOUNT (WEIGHT/QUANTITY) | 1995 | 1994 | CHANGE | % CHANGE |
|----------------------|-----------------------------|--------|--------|----------|--------------|
| CANNABIS | | | | | |
| Marijuana | GRAMS | 366.49 | 242.98 | + 123.51 | + 50.83 % |
| | PLANTS | 769 | 46 | + 723 | + 1,571.74 % |
| | OUNCES | 836.59 | 251 | + 585.59 | + 233.30 % |
| Hashish/Hash Oil | GRAMS | 20.50 | 0 | + 20.50 | N/A |
| COCAINE | | | | | |
| Crack | ROCKS | 1,866 | 1,056 | + 810 | + 76.70 % |
| | GRAMS | 651.30 | 27.68 | + 623.62 | + 2,252.96 % |
| Hydrochloride | GRAMS | 166.50 | 39.70 | + 126.80 | + 319.40 % |
| "powder" | OUNCES | 19.08 | 0 | + 19.08 | N/A |
| STIMULANTS | | | | | |
| Amphetamine | GRAMS | 34.25 | 6.0 | + 28.25 | + 470.83 % |
| | UNITS | 577 | 0 | + 577 | N/A |
| OTHER | GRAMS | 43.75 | 11.50 | + 32.25 | + 280.43 % |
| | UNITS | 193 | 0 | + 193 | N/A |
| DEPRESSANTS | | | | | |
| Barbiturates | GRAMS | 0 | 0 | 0 | 0 % |
| | UNITS | 67 | 92 | - 25 | - 27.17 % |
| Other | UNITS | 93 | 256 | - 163 | - 63.67 % |
| NARCOTICS | | | | | |
| Heroin | GRAMS | 22.00 | 29.00 | - 7 | - 24.14 % |
| Other | GRAMS | 0 | 0 | 0 | 0 % |
| | UNITS | 241 | 90 | + 151 | + 167.78 % |
| HALLUCINOGENS | | | | | |
| LSD | UNITS | 167 | 123 | + 44 | + 35.77 % |
| PCP | GRAMS | 0 | 0 | 0 | 0 % |
| | OUNCES | 0 | 0 | 0 | 0 % |
| | UNITS | 50 | 0 | + 50 | N/A |
| OTHER | | 50 | 0 | + 50 | N/A |

Figures Provided by Uniform Crime Reporting, WV State Police, 725 Jefferson Road So Charleston WV 25309 746-2159

GLOSSARY OF TERMS

ADULT — For Uniform Crime Reporting Purposes, a person age 18 or over.

AMERICAN INDIAN OR ALASKAN NATIVE — A person having origins in any of the original peoples of North America, and who maintains cultural identification through tribal affiliation or community recognition.

ARREST RATE — The number of arrests reported for Part I and part II offenses for each unit of population, generally per 1,000.

ASIAN OR PACIFIC ISLANDER — A person having origins in any of the original peoples for the Far East, Southeast Asia, the Indian subcontinent, or the Pacific Islands. This includes: China, India, Japan, Korea, the Philippine Islands and Samoa.

BLACK — A person having origins in any of the black racial groups of Africa, characterized by dark skin pigmentation.

CLEARANCE — For Uniform Crime Reporting purposes, the solution to a particular crime, usually by the arrest of the offender.

CLEARED BY ARREST — For Uniform Crime Reporting purposes, an offense is cleared when the offender has been identified, sufficient evidence has been obtained to formally charge and the offender has been ordered to appear in court.

CRIME INDEX — The sum of seven major offenses used to measure the extent, fluctuation and distribution of crime in a given geographical area. Classifications are: **MURDER, FORCIBLE RAPE, ROBBERY, FELONIOUS ASSAULT, BREAKING & ENTERING, LARCENY THEFT, AND MOTOR VEHICLE THEFT.** Each of these offenses is referred to as an Index Offense.

CRIME RATE - The number of Index Offenses reported for each unit of population, generally per 1,000.

EXCEPTIONAL CLEARANCE — For Uniform Crime Reporting purposes, an offense is cleared in this manner when an offender has been identified, located and sufficient evidence to charge has been obtained but there is some reason beyond police control which prohibits the offender from being brought before the court.

JUVENILE — For Uniform Crime Reporting purposes, a person under the age of 18.

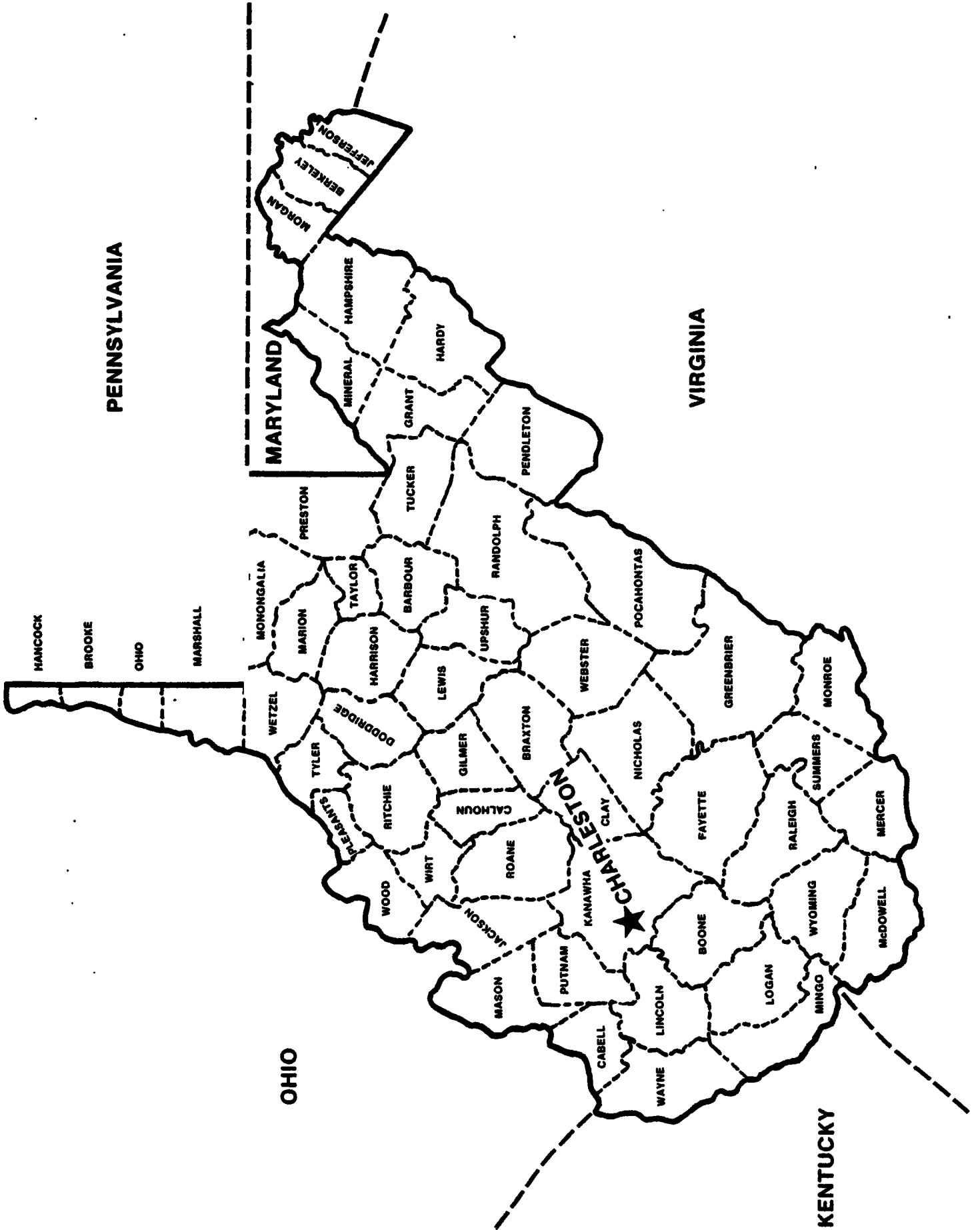
HIERARCHY RULE — For Uniform Crime Reporting purposes, each crime or attempted crime is counted in only one offense category. If several offenses are committed, simply glance down the list of Part I offenses and stop at the first offense you recognize from the facts given; this offense is the correct classification for this criminal activity.

PART I OFFENSES — The first of two main categories of crime classes composing a National Crime Classification System established for Crime Reporting purposes. Part I Offenses are by their very nature more serious and/or occur most frequently. The monthly tabulation of Part II Offenses provide a count of "Offenses Known".

PART II OFFENSES — The second of two main categories of crime classes composing a Universal Crime Classification System established for Crime Reporting purposes. Part II Offenses are generally less serious in nature and/or occur less frequently. Monthly tabulations of Part II Offenses are limited to arrest information only.

PROPERTY CRIME — Consists of the Index Offenses of Breaking & Entering, Larceny Theft and Motor Vehicle Theft.

VIOLENT CRIME — Consists of the Index Offenses of Murder, Forcible Rape, Robbery and Felonious Assault.



PENNSYLVANIA

MARYLAND

VIRGINIA

OHIO

KENTUCKY

CHARLESTON

**WEST VIRGINIA STATE POLICE
UNIFORM CRIME REPORTING
725 JEFFERSON ROAD
SOUTH CHARLESTON, WEST VIRGINIA 25309-1698**

