


CRIME IN WEST VIRGINIA  
1994



23RD EDITION

GASTON CAPERTON  
GOVERNOR

COLONEL THOMAS L. KIRK  
SUPERINTENDENT



***IN MEMORY***

**From 1973 through 1994, West Virginia has had the honorable distinction of being the state with the lowest crime rate in the nation.**

**The entire law enforcement community and the citizens of West Virginia should be applauded for the cooperative effort which made this distinction a reality. The 1994 edition of "Crime in West Virginia is dedicated to those law enforcement officers who have paid the supreme sacrifice in the protection of their communities. The following is a list of all West Virginia officers feloniously killed in the line of duty since 1972.**

1972	Chief M.R. Lucas Constable Crockett Booth	Milton PD McDowell SO	Aug 4 Aug 21
1975	Deputy Jesse J. Blevins, Jr. Sergeant David Lilly Deputy Roger Lee Treadway	Monroe SO Beckley PD Fayette SO	Feb 21 May 12 Oct 15
1976	Sheriff Elvin (Pete) Wedge Deputy Kenneth W. Love Deputy Ernest Hesson Sheriff Park Richards	Mason SO Mason SO Mason SO Calhoun SO	Mar 3 Mar 3 Mar 3 Nov 18
1977	Trooper Thomas D. Hercules Trooper Charles H. Johnson Deputy George Maynard Trooper Bruce Brown	Berkeley Springs Detachment Berkeley Springs Detachment McDowell SO Parsons Detachment	Jan 12 Jan 12 Sep 3 Oct 14
1978	Conservation Officer Wesley Frame	Monroe DNR	Nov 10
1979	Trooper Phillip Kesner	Moundsville Detachment	Nov 7
1981	Lieutenant Delbert Roush, Sr. Patrolman Eddie Ray Duncan Officer Paul Jeffrey Harmon	Charleston PD Charleston PD Huntington PD	Jun 26 Jun 26 Dec 14
1985	Patrolman John R. Tucker	Fort Gay PD	Apr 20
1989	Trooper James T. Brammer Deputy Jonathan D Janney	Kingwood Detachment Putnam SO	Apr 15 Aug 17
1993	Sr. Trooper Larry G. Hacker	Harrisville Detachment	Apr 9

***May we always remember.***



STATE OF WEST VIRGINIA  
OFFICE OF THE GOVERNOR  
CHARLESTON, WV 25305

GASTON CAPERTON  
GOVERNOR

GREETINGS FROM THE GOVERNOR

We all feel the effects of crime; either directly or indirectly. Although West Virginia has been fortunate enough to enjoy the lowest crime rate nationwide for many consecutive years, the impact of crime still influences our way of life.

With the aid of the statistics presented in this publication, Crime In West Virginia, the law enforcement community and the general public alike can be made aware of West Virginia's total crime picture and knowledgeably direct our efforts to combat crime.

Just as the fight against crime requires the cooperation of all citizens, the compiling of the comprehensive and accurate data in this annual requires the cooperation of all contributing law enforcement agencies. The concerted effort of the agencies is greatly appreciated.

With the diligence and dedication of all citizens and law enforcement officers, West Virginia will continue to have a criminal justice system that operates in a positive manner and its population may continue to enjoy life with only a minimal impact from crime.

Sincerely,

  
Gaston Caperton  
Governor

GC/jh

1. 1998

2. 1999

3. 2000

4. 2001

5. 2002



**West Virginia State Police**  
725 Jefferson Road  
South Charleston, West Virginia 25309-1698  
**Executive Office**

**Gaston Caperton**  
Governor

**Colonel Thomas L. Kirk**  
Superintendent

**The Honorable Gaston Caperton**  
Governor of West Virginia  
State Capitol building  
Charleston West Virginia 25305

Dear Governor Caperton:

Pursuant to Chapter 15, Article 2, Section 24 of the code of West Virginia, I am very pleased to submit to you to twenty-third report on Crime in West Virginia.

This twenty-third edition is a summary report of crime data for the year 1994. This information is only available because of the cooperation of 239 state, county, municipal and Department of Natural Resources law enforcement agencies within our state. These agencies recognize how the statistics compiled from their raw data enables law enforcement to define crime trends and identify the extent, type and location of present criminal activity. Their accurate and timely contribution of data has aided legislators, municipal and county planners, the media, sociologists and other members of the criminal justice community in many of their research and planning activities.

Although for twenty-three years the UCR program has certainly proved its worth, it is significant to note that efforts are begin made to enhance this essential reporting system. West Virginia is making progress in converting from the summary based system of the more detailed incident base reporting system that is much better equipped to handle the expanded needs of contemporary law enforcement. The new system promises to provide West Virginia with more comprehensive and reliable information that can only help enable West Virginia law enforcement to enter the 21st century in a most effective manner possible.

Sincerely yours,

A handwritten signature in black ink that reads "Colonel Thomas L. Kirk".

**COLONEL THOMAS KIRK**  
**SUPERINTENDENT**



# TABLE OF CONTENTS

In Memory .....	Overleaf
Introductory Letter .....	i
Letter of Transmittal .....	ii
Table of Contents .....	iii
List of Tables and Charts .....	iv
Introduction .....	1-3
Classification of Offenses .....	4-8
Profile of West Virginia .....	9
Crime Factors .....	10
West Virginia Crime Clock .....	11
Annual Report Synopsis .....	12-13
County Crime Rates .....	14
Crime Rates in Class I, II and III Cities .....	15-16
Violent & Non-Violent Crime .....	20-21
Criminal Homicide Murder .....	23
Murder - County Crime Rate .....	25
Crime Rates in Class I, II and III Cities .....	26-27
Forcible Rape .....	31
Forcible Rape - County Crime Rate .....	33
Crime Rates in Class I, II and III Cities .....	34-35
Robbery .....	36
Robbery - County Crime Rate .....	38
Crime Rates in Class I, II and III Cities .....	39-40
Felonious Assault .....	42
Felonious Assault - County Crime Rate .....	44
Crime Rates in Class I, II and III Cities .....	45-46
Breaking & Entering .....	47
Breaking & Entering - County Crime Rate .....	49
Crime Rates in Class I, II and III Cities .....	50-51
Larceny/Theft .....	53
Larceny/Theft - County Crime Rate .....	55
Crime Rates in Class I, II and III Cities .....	56-57
Motor Vehicle Theft .....	59
Motor Vehicle Theft - County Crime Rate .....	61
Crime Rates in Class I, II and III Cities .....	62-63
West Virginia Regional Crime .....	64-65
West Virginia Arrest Data .....	66-78
Violent Crime .....	67
Property Crime .....	67
Narcotic Drug Law Arrests .....	67
Gambling Arrests .....	67
Juvenile Disposition Data .....	67
Juvenile Arrests .....	71
DUI Arrests .....	72-73
Law Enforcement Data .....	78
Civilian Law Enforcement Employee Data .....	79
Law Enforcement Officers Killed and Assaulted .....	80-82
State County, Municipal Offense Data .....	
Part I Offenses .....	83-124
State, County, Municipal Arrest Data .....	
Part I Arrests .....	125-158
Part II Arrests .....	159-193
Department of Natural Resources Data .....	194-195
Arson .....	196-197
Domestic Violence .....	198-204
Controlled Substances .....	205-208
Glossary of Terms .....	209





## LIST OF TABLES, CHARTS

<b>Crime Index Offenses by Month .....</b>	<b>17</b>
<b>Violent Crime Offenses by Month .....</b>	<b>18</b>
<b>Non-Violent Property Offenses by Month .....</b>	<b>19</b>
<b>Total Crime for West Virginia (5 year trend based on number of offenses).....</b>	<b>20</b>
<b>Distribution of Violent and Non-Violent Crimes .....</b>	<b>21</b>
<b>Value of Property Stolen by Type of Offense .....</b>	<b>22</b>
<b>West Virginia Crime Index Five Year Recapitulation .....</b>	<b>24</b>
<b>Murder Offenses by Month .....</b>	<b>28</b>
<b>Murders by Age, Sex and Race .....</b>	<b>29</b>
<b>Murders by Type of Weapon/Circumstance .....</b>	<b>30</b>
<b>Forcible Rape Offenses by Month .....</b>	<b>32</b>
<b>Robbery by Type of Weapon .....</b>	<b>36</b>
<b>Robbery Offenses by Month .....</b>	<b>37</b>
<b>Robbery - Value of Property Stolen .....</b>	<b>41</b>
<b>Felonious Assault by Type of Weapon .....</b>	<b>42</b>
<b>Felonious Assault Offenses by Month .....</b>	<b>43</b>
<b>Breaking and Entering by Type of Entry .....</b>	<b>47</b>
<b>Breaking and Entering Offenses by Month .....</b>	<b>48</b>
<b>Breaking and Entering/Value of Property Stolen .....</b>	<b>52</b>
<b>Larceny/Theft Offenses by Month .....</b>	<b>54</b>
<b>Value of Property Stolen .....</b>	<b>58</b>
<b>Motor Vehicle Theft by Type of Motor Vehicle .....</b>	<b>59</b>
<b>Motor Vehicle Theft Offenses by Month .....</b>	<b>60</b>
<b>Crime Distribution by Regions .....</b>	<b>65</b>
<b>Monthly Arrest Trends .....</b>	<b>68</b>
<b>Total West Virginia Arrests .....</b>	<b>69</b>
<b>Total Arrests by Race .....</b>	<b>70</b>
<b>Part I Juvenile Arrests .....</b>	<b>71</b>
<b>DUI Arrests .....</b>	<b>72</b>
<b>Total DUI Arrests .....</b>	<b>73</b>
<b>Juvenile DUI Arrests .....</b>	<b>74</b>
<b>Total Arrests by Sex .....</b>	<b>75</b>
<b>Total Arrests by Age .....</b>	<b>76-77</b>
<b>Law Enforcement Employee Data .....</b>	<b>78-79</b>
<b>Police Officers Assaulted Summary .....</b>	<b>80</b>
<b>Analysis of Assaults on Law Enforcement Officers .....</b>	<b>81-82</b>
<b>Part I Offenses .....</b>	<b>83-124</b>
<b>Part I Arrests .....</b>	<b>125-158</b>
<b>Part II Arrests .....</b>	<b>159-193</b>
<b>Department of Natural Resources Data .....</b>	<b>195</b>
<b>Arson Volume .....</b>	<b>196</b>
<b>Breakdown of Arson Offenses and Property Damage.....</b>	<b>197</b>
<b>Domestic Violence by Relationship, Month and Day of Week .....</b>	<b>199</b>
<b>Child Abuse Cases from Human Services .....</b>	<b>200</b>
<b>Domestic Violence - Activity by Agency .....</b>	<b>201-204</b>
<b>Purchased or Confiscated Controlled Substances and Their Estimated Street Value .....</b>	<b>205</b>
<b>Estimated Street Value (comparison) .....</b>	<b>206</b>
<b>Purchased Controlled Substance (comparison) .....</b>	<b>207</b>
<b>Confiscated Controlled Substances (comparisons) .....</b>	<b>208</b>
<b>Map of West Virginia .....</b>	<b>Back Cover</b>



# INTRODUCTION

The West Virginia Uniform Crime Reporting (UCR) Program is a uniform, statewide method of collecting statistical crime data, under the direction of the Uniform Crime Reporting Section of the Criminal Identification Bureau, West Virginia Division of Public Safety. Its purpose is two-fold:

1. To provide a consolidated annual report concerning crime in West Virginia and
2. To report state-wide crime statistics from a single agency to the Federal Bureau of Investigation (FBI)

## NATIONAL UNIFORM CRIME REPORTING PROGRAM

The counterpart of all state-wide UCR programs is the National UCR Program under the direction of the Federal Bureau of Investigation. This national program was the result of a need for nation-wide uniform compilation of crime statistics. Uniform Crime Reports were first collected in 1930 after being developed by a committee of the International Association of Chiefs of Police. Today the IACP continues to serve in an advisory capacity to the FBI in its operation of the UCR program.

In the last several years, the FBI has been actively assisting individual states in the development of state-wide programs for the collection of law enforcement statistics. Although individual UCR programs may vary from state to state, all state programs must be compatible with the National UCR Program. Presently there are 47 operational state or territorial-level UCR Programs. Crime statistics submitted by individual law enforcement agencies from all fifty (50) states, whether reported through state-level UCR programs or directly to the FBI, are presented annually in the FBI's Uniform Crime Reports publication, **Crime in the United States**.

## WEST VIRGINIA UNIFORM CRIME REPORTING PROGRAM

Taking advantage of the invaluable assistance provided, West Virginia developed its own state-wide program for collection of law enforcement statistics.

### PURPOSE AND OBJECTIVES

The fundamental objectives of the West Virginia UCR Program are:

1. Inform the Governor, Legislature, other government officials and the public as to the nature of the crime problem in West Virginia, its magnitude and its trends.
2. Provide the FBI with complete crime data to be included in the National crime reports.
3. Provide law enforcement administrators with the best possible data available to help combat individual crime problems areas.
4. Determine who commits crimes by age, sex, race and ethnic origin and by other attributes in order to find the proper focus for crime prevention and enforcement.
5. Provide base data and statistics to measure the workload and effectiveness of West Virginia's Criminal Justice System, to measure the effect of prevention and deterrence programs, and to assist in the assessment of social and other causes for the development of theories on criminal behavior.

### DEVELOPMENT

The West Virginia Legislature, in the Criminal Identification Bureau Act of 1971, established the Uniform Crime Reporting Statute.

# **Criminal Identification Bureau Act of 1971**

## **Chapter 15, Article 2, Section 24, Sub-Section i**

(i) All state, county and municipal law enforcement agencies shall submit to the bureau uniform crime reports setting forth their activities in connection with law enforcement. It shall be the duty of the bureau to adopt and promulgate rules and regulations prescribing the forms, general content, time and manner of submission of such Uniform Crime Reports. Willful or repeated failure by any state, county or municipal law enforcement official to submit the Uniform Crime Reports as required in this article shall constitute neglect of duty in public office. The Bureau shall correlate the reports submitted to it and shall compile and submit to the governor and the legislature semi-annual reports based on such reports. A copy of such reports shall be furnished to all prosecuting attorneys and law enforcement agencies.

The responsibility and authority for collection and dissemination of UCR data was given to the West Virginia Division of Public Safety (State Police). This program became operational January 1, 1972.

### **REPORTING PROCEDURE**

Under the West Virginia UCR Statute, law enforcement agencies are required to submit specified Uniform Crime Reports. The necessary information for each of the required reports is gathered from each agency's record of complaints, investigations and arrests. Offenses are recorded by the municipality and county in which they occur. Municipal law enforcement agencies report those crimes which occur within the cities, and county sheriff's departments and state police report those crimes which occur within the counties but outside the cities.

Individual agencies are required to submit uniform crime reports on a monthly basis. Law enforcement agencies report the number of offenses reported to them in the following Part I crime categories:

- (1) Criminal Homicide
- (2) Forcible Rape
- (3) Robbery
- (4) Felonious Assault
- (5) Breaking and Entering
- (6) Larceny/Theft
- (7) Motor Vehicle Theft

(Arson became the eighth crime index offense in 1979, however, these statistics are collected in a supplemental form and are shown separately).

In addition, law enforcement agencies report on a monthly basis supplemental offense information such as the value of property stolen and recovered, the circumstances surrounding homicides and rapes, the age, sex and race of all persons arrested, and police disposition of juveniles. Police employee data is collected on an annual basis. Information on domestic violence is collected on a monthly basis in accordance with the state code 48-2A-9 and the subsequent information summarizes family and household abuse in this state. As of April, 1988, law enforcement agencies began to report to this office a Monthly Controlled Substance Report, which provides information on the quality and type of drugs purchased or confiscated by law enforcement in West Virginia, as well as the estimated street value of these drugs. This data is included in this edition of *Crime in West Virginia*.

### **Verification Process**

An obvious concern in the collection of crime statistics from law enforcement agencies throughout the state is the uniformity and accuracy of data received. All law enforcement agencies are furnished with the Uniform Crime Reporting Handbook which outlines in detail the proper procedures for scoring and classifying offenses. However, program aides such as guides and instructions do not necessarily guarantee the accuracy and correctness of the reports submitted by the agencies. Additional controls therefore are necessary.

Each report received by the UCR Section is recorded, examined and verified for mathematical accuracy and possibly more important, reasonableness. The elimination of duplication of reporting by agencies receives particular attention. Checks are built into the data processing of the reports to further ensure their validity and accuracy. The UCR Program, however, is still affected to some degree by problems such as incorrect reports, incomplete records, misinterpreted data and human error, as are all statistical programs. In addition, it should be pointed out that there is no way of determining the actual total number of crimes which are committed. Many criminal acts occur which are not reported to official sources. It is for this reason the Uniform Crime Reporting Program focuses its attention in the offenses which are reported to law enforcement agencies.

In spite of these and other shortcomings, the Uniform Crime Reporting Program still provides the best information available concerning crime in West Virginia.

## **POPULATION DATA**

The computation of crimes rates as they appear in this report by municipality, county and state is based on 1992 population data provided by the Federal Bureau of Investigation through the cooperation and assistance of the United States Bureau of Census.

## **CRIME INDEX**

The tabulations presented in the tables, graphs and charts in this publication indicate the volume and distribution of crime in West Virginia on the basis of a Crime Index. The crime figures are broken down by municipal, county, regional and state totals.

The Uniform Crime Reporting Program utilized seven crime classifications - Murder, Forcible Rape, Robbery, Felonious Assault, Breaking and Entering, Larceny Theft and Motor Vehicle Theft, to establish an index to measure the trend and distribution of crime in the United States. These crimes are counted by law enforcement agencies as they become known to them. These crimes were selected as they represent the most common local crime problems. They are defined as all serious crimes either by their nature or by the volume in which they occur. The crimes, Murder, Forcible Rape, Robbery and Felonious Assault are categorized as Violent Crime. The crimes Breaking and Entering, Larceny Theft and Motor Vehicle Theft are classified as Non-Violent Crimes.

The monthly and annual Uniform Crime Reports received in 1994 from 239 municipal, county and state law enforcement agencies in West Virginia represent 100% of the estimated West Virginia population. The rural population is served by both state police and sheriff's departments and the crime rate is computed for the rural population rather than for the agency, however. The number of offenses and percent of offenses cleared is listed separately for each agency.

This report provides police executives with a yardstick with which to measure local crime problems. To use this report as an administrative tool, data must be converted to percentages and rates. The most used of crime statistics is the Crime Index Rate which refers to the number of Crime Index Offenses per 100,000 population. Due to the fact that no city in the state has a population over 100,000, calculations for each individual contributing agency are based on the number of offenses per 100,000 persons.

For Uniform Crime Reporting purposes, a Crime Index Offense is cleared when the case has been solved either by arrest or by exceptional clearance.

# CLASSIFICATION OF OFFENSES

Uniformity in reporting under the West Virginia System is based upon the proper classification of offenses by police.

The adoption of the Federal System of Uniform Crime Reporting included the utilization of the offense classifications of that system. Law enforcement in this state has made accurate application of those classifications in the reports submitted to the West Virginia Uniform Crime Reporting System.

In view of the need for compatibility with the federal system, "offenses" under the program are not distinguished by designation of "high misdemeanors," "misdemeanors," or violations of municipal ordinances. The explanations of offense classifications may vary slightly with those employed at the federal level because the language used is that familiar to law enforcement in this state. However, the major categories of offense classification remain the same as those employed on the national level.

## Part I Offenses

Offense data consists of information that has been extracted from reports of Part I crimes that have come to the attention of West Virginia law enforcement agencies. In general, Part I crimes are those serious crimes that are usually reported to law enforcement agencies. They consist of the following offenses.

### Offense Classifications

#### (1) Homicide

- 1a. Murder and Non—Negligent Manslaughter — The unlawful killing of a human being with malice aforethought.

*General Rule — Any death due to a fight, argument, quarrel, assault or commission of a crime.*

- 1b. Manslaughter by Negligence — The unlawful killing of a human being, by another, without malice aforethought.

#### (2) Forcible Rape

- 2a. Rape by Force — The carnal knowledge of a female forcibly against her will.

*General Rule — Forcible rape of a female but excluding carnal abuse (Statutory Rape) or other sex offenses.*

- 2b. Assault to Rape - Attempts — All assaults and attempts to rape.

- (3) Robbery — The felonious and forcible taking of the property of another, against his will, by violence or by putting him in fear. Includes all attempts.

- 3a. Gun — All robberies and attempted robberies involving the use of any type of firearm (revolvers, automatic pistols, shotguns, zip guns, rifles, pellet guns, etc.)

- 3b. Knife or Cutting Instrument — All robberies and attempted robberies involving the use of cutting or stabbing objects (knife, razor, hatchet, axe, cleaver, scissors, glass, broken bottle, dagger, ice pick, etc.)

- 3c. Other Dangerous Weapons — All robberies or attempted robberies when any other object or thing is used as a weapon. (This includes clubs, bricks, jack handles, bottles, explosives, acid, etc.)

- 3d. Strong Arm - Hands, Fists, Feet, Etc. — All Robberies which includes muggings and similar offenses where no weapon is used, but strong arm tactics are employed to deprive the victim of his property. This is limited to hands, arms, fists, feet, etc. As in armed robbery, this includes all attempts.

- (4) Assaults — An assault is an attempt or offer, with unlawful force or violence, to do physical injury to another.

**General Rule — All assaults will be classified in the following categories, excluding assaults with intent to rob or rape.**

- 4a. Gun — All assaults and attempted assaults involving the use of any type of firearms. (Revolvers, automatic pistols, shotguns, zip guns, pellet guns, etc.)
  - 4b. Knife or Cutting Instrument — All assaults and attempted assaults, involving the use of cutting or stabbing objects (knife, razor, hatchet, axe, cleaver, scissors, glass, broken bottle, dagger, ice pick, etc.)
  - 4c. Other Dangerous Weapon — All assaults or attempted assaults when any other object or thing is used as a weapon. (clubs, bricks, pick handles, bottles, acid, explosives, lye, poison, scalding water and cases of attempted drowning, burning, etc.)
  - 4d. Hands, Fists, Feet, Etc. - Felonious — Assaults which are of a felonious nature when hands, fists, feet, etc., are used. To be classified as felonious assault, the attack must result in serious personal injury.
  - 4e. Other Assaults - Not Felonious — All offenses of simple assault and assault and battery.
- (5) Breaking and Entering — Unlawful entry or attempted forcible entry of any structure to commit a felony or larceny.

**General Rule — Any unlawful entry or attempted forcible entry of any dwelling house, attached structure, public building, shop, office, factory, storehouse, apartment, house trailer, warehouse, mill, barn, other building, houseboat railroad car.**

**NOTE:** For Uniform Crime Reporting purposes, a breaking and entering with the intent to commit a larceny is classified only as breaking and entering. Breaking and Entering of a motor vehicle with the intent to commit a larceny is classified as larceny.

- 5a. Forcible Entry — All offenses where force of any kind is used to enter unlawfully a locked structure, with intent to steal or commit a felony. This includes entry by use of a master key, celluloid, or other device that leaves no outward mark but is used to open a lock. Concealment inside a building, followed by the breaking out of the structure is also included.
  - 5b. Unlawful Entry - No Force — Any unlawful entry without any evidence of forcible entry.
  - 5c. Attempted Forcible Entry — when determined that forcible entry has been attempted.
- (6) Larceny Theft (Except Auto Theft) — The unlawful taking of the property of another with intent to deprive him of ownership.

**General Rule — All larcenies and thefts resulting from pocket-picking, purse snatching, shoplifting, larceny from auto, larcenies of auto parts and accessories, theft of bicycles, larcenies from buildings, and from coin operated machines. Any theft that is not a robbery or the result of breaking and entering is included. Embezzlement, larceny by bailee, fraud or bad check cases are excluded.**

- (7) Motor Vehicle Theft — The larceny or attempted larceny of a motor vehicle.

**General Rule — Thefts and attempted thefts of a motor vehicle. This includes all vehicles which can be registered as a motor vehicle in this state. Excludes where there is a lawful access to the vehicle, such as a family situation or unauthorized use by others with lawful access to the vehicle. (Chauffeur, employees, etc.)**

- (8) Arson — Includes all arrests for violation of State Laws and Municipal Ordinances relating to arson and attempted arson.

**General Rule - Any willful or malicious burning or attempt to burn, with or without intent to defraud; a dwelling house, public building, motor vehicle or aircraft, personal property of another, etc. Only fires determined through investigation to have been willfully or maliciously set are to be classified as arsons. Attempts to burn should be included, but fires of suspicious or unknown origins should not be reported.**

The hierarchy rule will not apply to the offense of Arson. Any other Crime Index Offense occurring in conjunction with an arson will be reported.

## Part II Offenses

Part II Offenses are made up of all other crimes not classified as Part I crimes. Information on Part II Offenses is only reported when an arrest has been made. Part II crimes for UCR purposes are as follows:

- (9) **Other Assaults** — This class is comprised of all assaults and attempted assaults which are simple or minor in nature. These "Other Assaults" are also scored on Return A under item 4e as an Offense Known to Police. However, for the purpose of this return, arrests for this offense are scored in this class.
- (10) **Forgery and Counterfeiting** — In this class are included all offenses dealing with the making, altering, uttering or possessing, with intent to defraud; anything false in the semblance of that which is true.

Include: Altering or forging public or other records. Making, altering, forging or counterfeiting bills, notes, drafts, tickets, checks credit cards, etc.

**Counterfeiting coins, plates, bank notes, checks, etc.**

**Possessing or uttering forged or counterfeiting instruments.**

**Signing the name of another or fictitious person with intent to defraud.**

**All attempts to commit any of the above.**

- (11) **Fraud** — Fraudulent conversion and obtaining money or property by false pretense. *Includes bad checks, confidence games, etc.*, except forgeries and counterfeiting.
- (12) **Embezzlement** — Misappropriation or misapplication of money or property entrusted to one's care, custody or control.
- (13) **Stolen Property: Buying, Receiving, Possessing** — Included in this class are all offenses of buying, receiving and possession of stolen property, as well as all attempts to commit any of these offenses.
- (14) **Vandalism** — Included in this class are all willful or malicious destruction, injury, disfigurement or defacement of any public or private property, real or personal, without consent of the owner or person having custody or control, by cutting, tearing, breaking, marking, painting, drawing, covering with filth, or any other such means as may be specified by law or ordinance. This offense covers a wide range of malicious behavior directed at property.
- (15) **Weapons : Carrying, Possessing, Etc.**

This class deals with violations of weapons laws such as:

**Manufacture, sale or possession of deadly weapons.**

**Carrying deadly weapons.**

**Furnishing deadly weapons to minors.**

**Aliens possessing deadly weapons.**

**All attempts to commit the above.**

- (16) **Prostitution and Commercialized Vice** — Included in this class are the sex offenses of a commercialized nature, such as:

**Prostitution**

**Keeping bawdy house, disorderly house, or house of ill repute.**

**Pandering, procuring, transporting or detaining women for immoral purposes, etc.**

**All attempts to commit any of the above.**



- (17) **Sex Offenses — Except forcible rape, prostitution and commercialized vice. Included are offenses against chastity, common decency, morals and the like.**
- Adultery and fornication**
  - Buggery**
  - Incest - (No force)**
  - Indecent Exposure**
  - Sodomy**
  - Statutory Rape - (No force)**
  - All attempts to commit any of the above**
- (18) **Narcotic Drug Laws — Narcotic drug law arrests are reported on the basis of the narcotics used. Include are all arrests for violations of State and local Ordinances, specifically those relating to the unlawful possession, sale, use, growing, manufacturing and making of narcotic drugs. The following make up subdivisions of narcotic drug law arrests.**
- Opium or cocaine and their derivatives ( Morphine, Heroin, Codeine)**
  - Marijuana**
  - Synthetic narcotics, manufactured narcotics which can cause true drug addiction (Demerol Methadone)**
  - Other Dangerous Non-Narcotic drugs (Barbiturates, Benzedrine)**
- (19) **Gambling — Include all charges which relate to promoting, permitting or engaging in gambling. To provide a more refined collection of gambling arrests, contributors furnish the following breakdown:**
- Bookmaking (horse & sport books)**
  - Numbers & Lottery**
  - All Other Gambling**
- (20) **Offenses Against the Family and Children — Included here are all charges of non-support and neglect or abuse of family and children.**
- Desertion, abandonment or non-support**
  - Neglect or Abuse of Child**
  - Non-Payment of Alimony**
- (21) **Driving Under the Influence — This class is limited to the driving or operating of any vehicle while under the influence of narcotic drugs or alcohol.**
- (22) **Liquor Laws — With the exception of "Drunkenness" (Class 23) and "Driving Under the Influence" (Class 21), liquor law violations, State or Local are placed in this class. This class includes: Manufacturing, sale, transporting, furnishing, possession, etc. This class does not include Federal violations.**
- Maintaining Unlawful Drinking Places**
  - Bootlegging**
  - Operating Still**
  - Furnishing Liquor to a Minor**
  - Using Vehicle for Illegal Transportation of Liquor**

- (23) **Drunkenness** — Included in this class are all offenses of drunkenness or intoxication, with the exception of "Driving Under the Influence" (Class 21).

**Drunk and Disorderly**

**Public Intoxication**

- (24) **Disorderly Conduct** — In this class, all disorderly persons arrested except those counted in classes 1 through 23 and class 25 are reported.
- (25) **Vagrancy** — Placed in this class are arrests for disorderly persons when the person is arrested for failure to give good account of himself.
- (26) **All Other Offenses** — Included in this class are every other State or Local offense not included in classes 1 through 25.

**Abduction and Compelling to Marry**

**Bigamy and Polygamy**

**Blackmail and Extortion**

**Bribery**

**Contempt of Court**

**Discrimination, Unfair Competition**

**Kidnapping**

**Offenses contributing to juvenile delinquency except as provided for in classes 1 through 29, such as employment of children in immoral vocations or practices, admitting minors to improper places, etc.**

**Perjury and Subornation of Perjury**

**Possession, Repair, Manufacture, etc., of Burglar's Tools**

**Possession or Sale of Obscene Literature**

**Unlawful use, Possession, etc., of explosives, etc.**

- (27) **Curfew and Loitering Laws (Juveniles)** — Count all arrests made for violations of local curfew or loitering ordinances.
- (28) **Runaway (Juveniles)** — Counted are arrests of runaways from your jurisdiction. Not included are protective custody actions with respect to runaways from other jurisdictions.

## **PROFILE**

### ***WEST VIRGINIA: A Welcome Change Vacation Destination***

***West Virginia, truly deserving of its nickname "Mountain State," possesses an abundance of resources — natural, educational and recreational — for its citizens and for visitors to this fine state.***

***Comprised of 55 counties, with a population in 1994 of 1,822,000 and a density of 74.9 persons per square mile, West Virginia is primarily a rural state nestled in the heart of the country's Mid-Atlantic region. The state of West Virginia offers visitors awe-inspiring scenery, numerous recreation and entertaining facilities, historical attractions and unique arts and crafts.***

***Our rich mountain heritage is brought to life through a diversity of fairs and festivals and historical attractions. Visitors to our many glass factories have the opportunity to watch skilled artisans as they craft fine, handblown glass into beautiful heirlooms and keepsakes. Our extensive park system, quaint bed and breakfast inns and resorts offer a variety of activities and accommodations to suit every taste.***

***Whitewater rafting trips down our winding rivers, driving tours along our scenic highways, sternwheeler riverboat cruises and scenic train excursions provide ample opportunities to experience the brilliant colors of fall foliage, the colorful blossoms of spring, or the verdant green hills during summertime. Cross-country and downhill ski buffs will enjoy our many outstanding resorts in winter.***

***From the splendor of our scenic beauty to the myriad outdoor recreational opportunities available, West Virginia is the ultimate destination for conventions, retreats, extended vacations or weekend getaways. Exceptional service and warm hospitality are hallmarks of the West Virginia travel experience.***

***For information about West Virginia tourist attractions, accommodations and events, phone toll-free, 1 800 CALL WVA.***



# CRIME FACTORS

Statistics gathered under the Uniform Crime Reporting Program are submitted by the law enforcement agencies of West Virginia and project a state-wide view of crime. Awareness of the presence of certain crime factors, which may influence the resulting volume and type of statistics presented, is necessary if fair and equitable conclusions are to be drawn. These crime-influencing factors are present, to some degree, in every community and their presence affects, in varying degrees, the crime experience of that community. Attempts at comparison of crime figures between communities should not be made without first considering the individual factors present in each community.

Crime, as an outgrowth of society, remains a social problem of grave concern and the police are limited in their role to its suppression and detection. As stated by the President's Commission of Law Enforcement and Administration of Criminal Justice in their report "The Challenge of Crime In A Free Society" (1967 - Page 92):

"But the fact that the police deal daily with crime does not mean that they have unlimited power to prevent it, or reduce it or deter it. The police do not create and cannot resolve the social conditions that stimulate crime. They did not start and cannot stop the convulsive social changes that are taking place in America. They do not enact the laws that they are required to enforce, nor to they dispose of the criminals they arrest. The police are only one part of the criminal justice system; the criminal justice system is only one part of the government; and the government is only one part of society. Insofar as crime is a social phenomenon, crime prevention is the responsibility of every part of society. The criminal process is limited to case by case operations, one criminal or one crime at a time."

Set forth below are some of the conditions which will, by type and volume, affect the crime that occurs from place to place.

- **Density and size of the community population and the metropolitan area of which it is a part.**
- **Composition of the population with reference particularly to age, sex, race and ethnic origin.**
- **Economic status of the population.**
- **Relative stability of the population, including commuters, seasonal and other transient types.**
- **Climate, including seasonal weather conditions.**
- **Educational, recreational and religious characteristics.**
- **Standards governing appointments to the police force.**
- **Policies of the prosecuting officials and the courts.**
- **Attitudes of the public toward law enforcement problems.**
- **The administrative and investigative efficiency of the local law enforcement agency, including the degree of adherence to crime reporting standards.**

# WEST VIRGINIA CRIME CLOCK

1994

**INDEX CRIMES**  
ONE EVERY  
11.6 MINUTES

**VIOLENT CRIMES**  
ONE EVERY  
2.7 HOURS

**MURDER**  
ONE EVERY  
3.7 DAYS

**ROBBERY**  
ONE EVERY  
11.4 HOURS

**FORCIBLE RAPE**  
ONE EVERY  
23.7 HOURS

**AGGRAVATED ASSAULT**  
ONE EVERY  
3.3 HOURS

**NON-VIOLENT CRIMES**  
ONE EVERY  
12.5 MINUTES

**BURGLARY**  
ONE EVERY  
49.3 MINUTES

**LARCENY**  
ONE EVERY  
18.7 MINUTES

**MOTOR VEHICLE THEFT**  
ONE EVERY  
2.7 HOURS

**CRIME IN WEST VIRGINIA  
ANNUAL REPORT SYNOPSIS  
1994**

**POPULATION:**

TOTAL .....	1,822,000
RURAL .....	1,190,033
MUNICIPAL .....	631,967

**LAW ENFORCEMENT EMPLOYEES:**

TOTAL .....	3,835
SWORN OFFICERS .....	2,780
CIVILIANS .....	1,055

**INDEX CRIME VOLUME:**

TOTAL .....	46,008
VIOLENT .....	3,926
MURDER .....	98
FORCIBLE RAPE .....	370
ROBBERY .....	771
FELONIOUS ASSAULT .....	2,687
NON-VIOLENT .....	42,082
BREAKING AND ENTERING .....	10,663
LARCENY THEFT .....	28,148
MOTOR VEHICLE THEFT .....	3,271

**INDEX CRIME RATE PER 100,000 RESIDENTS:**

TOTAL .....	2,525.1
VIOLENT .....	215.5
MURDER .....	5.4
FORCIBLE RAPE .....	20.3
ROBBERY .....	42.3
FELONIOUS ASSAULT .....	147.5
NON-VIOLENT .....	2,309.7
BREAKING AND ENTERING .....	582.2
LARCENY THEFT .....	1,544.9
MOTOR VEHICLE THEFT .....	179.5

**INDEX CRIME CLEARANCES (RATES)**

TOTAL .....	9,279 (20.5 %)
VIOLENT .....	1,843 (57.0 %)
MURDER .....	91 (92.3 %)
FORCIBLE RAPE .....	173 (46.7 %)
ROBBERY .....	201 (26.0 %)
FELONIOUS ASSAULT .....	1,378 (51.3 %)
NON-VIOLENT .....	7,427 (17.6 %)
BREAKING AND ENTERING .....	1,561 (14.6 %)
LARCENY THEFT .....	5,328 (18.9 %)
MOTOR VEHICLE THEFT .....	538 (16.4 %)

**INDEX CRIME ARRESTS**

TOTAL .....	9,125
VIOLENT .....	1,490
MURDER .....	104
FORCIBLE RAPE .....	139
ROBBERY .....	247
FELONIOUS ASSAULT .....	1,000

**INDEX CRIME ARRESTS (cont'd)**

NON-VIOLENT .....	7,635
BREAKING AND ENTERING .....	1,604
LARCENY THEFT .....	5,548
MOTOR VEHICLE THEFT .....	483

**VALUE OF PROPERTY STOLEN**

TOTAL STOLEN .....	\$ 41,703,384
TOTAL RECOVERED .....	\$ 13,672,053 (32.8 %)

**LAW ENFORCEMENT OFFICERS**

KILLED .....	0
ASSAULTED .....	413
ASSAULTED ( WITHOUT PERSONAL INJURY) .....	339 (82.1 %)
ASSAULTED (WITH PERSONAL INJURY) .....	74 (17.9 %)

**ARSON OFFENSES (VALUE OF PROPERTY DAMAGED):**

TOTAL .....	405	(\$3,367,882)
STRUCTURAL .....	269	(\$ 2,998,424)
MOBILE .....	90	(\$ 365,620)
OTHER .....	46	(\$ 3,883)

**THIS SYNOPSIS OF CRIME IN WEST VIRGINIA FOR 1994 PRESENTS SIGNIFICANT INFORMATION FOR THE YEAR TO PROVIDE READY REFERENCE TO PERSONS NOT PARTICULARLY INTERESTED IN OR IN NEED OF DETAILED STATISTICS OR COMPARISONS.**

### 1994 CRIME RATE BY COUNTY

OBS	COUNTY	TOTOFF	CRIME RATE	POP
1	WEBSTER	47	4.4631	10530
2	RITCHIE	49	4.8182	10169
3	PLEASANTS	54	7.1048	7600
4	MCDOWELL	245	7.1319	34350
5	MONROE	99	7.2508	13653
6	DODDRIDGE	57	7.9640	7157
7	CALHOUN	66	8.2592	7991
8	GRANT	101	9.3991	10745
9	POCAHONTAS	86	9.4824	9069
10	PRESTON	293	9.8829	29647
11	CLAY	104	10.2898	10107
12	BARBOUR	172	10.8085	15913
13	TYLER	129	10.9379	11793
14	WIRT	59	11.0590	5335
15	WETZEL	200	11.4820	17416
16	BROOKE	275	11.7507	23401
17	BRAXTON	155	11.7598	13180
18	GILMER	91	12.0575	7547
19	TAYLOR	189	12.4041	15236
20	GREENBRIER	438	12.6889	34511
21	WYOMING	374	12.7010	29444
22	JACKSON	358	13.6147	26292
23	PENDLETON	111	13.7673	8062
24	MINGO	468	13.8294	33839
25	TUCKER	109	13.9411	7818
26	MASON	352	14.0272	25090
27	SUMMERS	202	14.1784	14246
28	ROANE	216	14.1890	15221
29	LINCOLN	319	14.6038	21840
30	HAMPSHIRE	259	14.7190	17596
31	HARDY	171	15.0531	11359
32	LEWIS	263	15.0962	17421
33	WAYNE	611	16.1243	37892
34	NICHOLAS	445	16.3671	27184
35	RANDOLPH	484	17.0707	28347
36	BOONE	475	17.7887	26699
37	MINERAL	490	18.0369	27163
38	UPSHUR	428	18.4511	23194
39	HARRISON	1312	18.5910	70539
40	PUTNAM	833	18.6925	44552
41	MORGAN	249	19.3473	12869
42	MARSHALL	739	19.6352	37623
43	HANCOCK	768	19.7146	38943
44	LOGAN	868	20.0421	43297
45	MERCER	1388	21.1670	65532
46	MARION	1233	21.2692	57958
47	FAYETTE	1046	21.3698	48942
48	WOOD	2226	25.2428	88119
49	JEFFERSON	1002	26.4328	37900
50	OHIO	1549	30.6547	50521
51	MONONGALIA	2873	36.8031	78055
52	RALEIGH	3131	40.1394	77946
53	BERKELEY	2766	43.5368	63530
54	KANAWHA	9986	47.4335	210118
55	CABELL	4995	49.2007	101499

\*Crime Rate Calculated per 1,000 population.



1994 CRIME RATE IN CLASS I CITIES

OBS	AGID	TOTOFF	CRIME RATE	POP
1	HUNTINGTON	3460	63.491	54481
2	CHARLESTON	6473	112.565	57493

\*Class I Cities are in excess of 50,000 population.  
 \*Crime Rate Calculated per 1,000 population.

1994 CRIME RATE IN CLASS II CITIES

OBS	AGID	TOTOFF	CRIME RATE	POP
1	WEIRTON	529	24.0007	22038
2	CLARKSBURG	473	26.1616	18078
3	BLUEFIELD	356	27.7431	12832
4	VIENNA	361	32.6741	11048
5	SOUTH CHARLESTON	448	32.6906	13704
6	ST. ALBANS	401	36.3466	11032
7	WHEELING	1333	38.6837	34458
8	MOUNDSVILLE	426	39.0685	10903
9	PARKERSBURG	1403	41.3885	33891
10	FAIRMONT	851	41.4352	20534
11	MORGANTOWN	1402	52.1684	26870
12	BECKLEY	1465	80.3113	18239
13	MARTINSBURG	1230	82.9512	14827

\*Class II Cities are 10,000 to 49,999 in population.  
 \*Crime Rate Calculated per 1,000 population.

1994 CRIME RATE IN CLASS III CITIES

OBS	AGID	TOTOFF	CRIME RATE	POP
1	RICHWOOD	5	1.817	2752
2	BETHLEHEM	11	4.194	2623
3	SALEM	11	4.898	2246
4	LOGAN	13	5.845	2224
5	FAYETTEVILLE	14	6.320	2215
6	RAVENSWOOD	28	6.705	4176
7	SHINNSTON	21	8.105	2591
8	MULLENS	21	10.145	2070
9	MILTON	23	10.309	2231
10	ST. MARYS	23	10.703	2149
11	MADISON	34	10.794	3150
12	MCMECHEN	23	11.057	2080
13	01201	28	11.405	2455
14	LEWISBURG	47	12.211	3849
15	MANNINGTON	27	12.414	2175
16	PHILIPPI	49	15.751	3111
17	WHITE SULPHUR SPRINGS	45	16.020	2809
18	WILLIAMSTOWN	47	16.263	2890
19	MONTGOMERY	36	16.319	2206
20	WESTON	85	17.041	4988
21	WELLSBURG	64	18.991	3370
22	NEW MARTINSVILLE	129	19.009	6786
23	HINTON	72	20.519	3509
24	WILLIAMSON	90	22.004	4090
25	HURRICANE	113	22.749	4967
26	KINGWOOD	75	22.824	3286
27	01401	48	23.166	2072
28	PADEN CITY	66	23.512	2807
29	CHESTER	71	24.190	2935
30	SPENCER	56	24.210	2313

**1994 CRIME RATE IN CLASS III CITIES**

<b>OBS</b>	<b>AGID</b>	<b>TOTOFF</b>	<b>CRIME RATE</b>	<b>POP</b>
31	WELCH	72	24.349	2957
32	NITRO	174	25.242	6893
33	GRAFTON	143	25.640	5577
34	PT. PLEASANT	146	29.813	4897
35	FOLLANSBEE	100	30.321	3298
36	SUMMERSVILLE	91	30.343	2999
37	CEREDO	63	31.374	2008
38	MOOREFIELD	79	35.941	2198
39	ELKINS	292	38.229	7638
40	RIPLEY	124	40.155	3088
41	KEYSER	238	40.277	5909
42	KENOVA	154	41.110	3746
43	BRIDGEPORT	288	41.907	6872
44	WESTOVER	190	45.345	4190
45	BUCKHANNON	275	46.225	5949
46	DUNBAR	410	47.375	8654
47	OAK HILL	375	54.821	6840
48	RANSON	171	59.210	2888
49	PRINCETON	429	59.665	7190
50	CHARLES TOWN	206	62.216	3311
51	BARBOURSVILLE	369	129.608	2847

\*Class III Cities are 2,000 to 9,999 in population.

\*Crime Rate Calculated per 1,000 population.

I, II, and III City Populations provided by the United States Census Bureau.

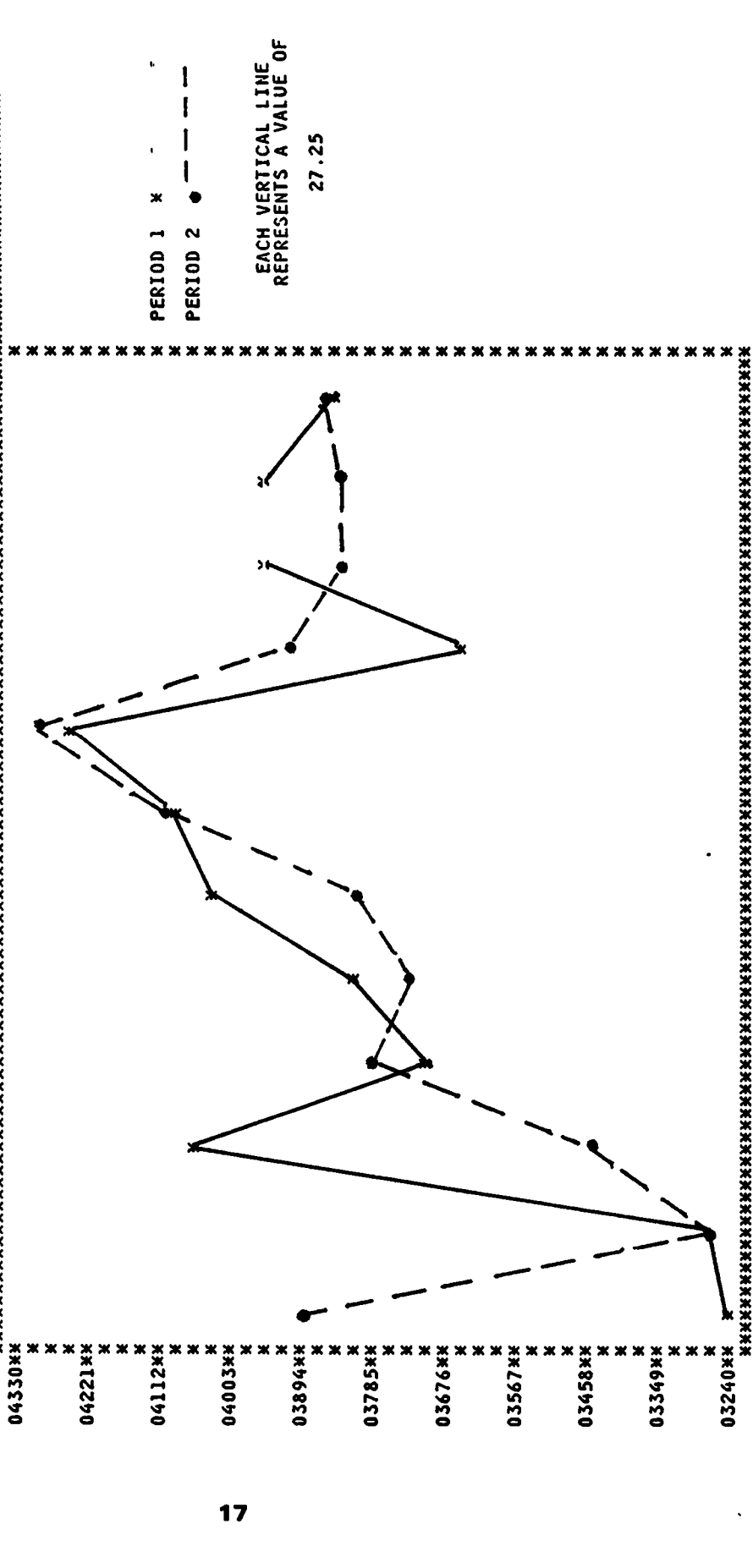
# CRIME INDEX OFFENSES

January - December  
1994, 1993

```

*****
* N U M B E R O F O F F E N S E S B Y M O N T H
*
* JAN * FEB * MAR * APR * MAY * JUN * JUL * AUG * SEP * OCT * NOV * DEC *
* 3241 * 3278 * 4071 * 3717 * 3815 * 4053 * 4103 * 4275 * 3662 * 3973 * 3955 * 3865
* 3904 * 3293 * 3473 * 3812 * 3751 * 3813 * 4124 * 4327 * 3937 * 3854 * 3866 * 3879
* 663- * 15- * 598+ * 95- * 64+ * 240+ * 21- * 52- * 275- * 119+ * 89+ * 14-
* 17.0- * .5- * 17.2+ * 2.5- * 1.7+ * 6.3+ * .5- * 1.2- * 7.0- * 3.1+ * 2.3+ * .4-
*
* PERIOD 1 94 * 3241 *
* PERIOD 2 93 * 3904 *
* NUMERICAL CHANGE * 663- *
* PERCENT CHANGE * 17.0- *
*****

```



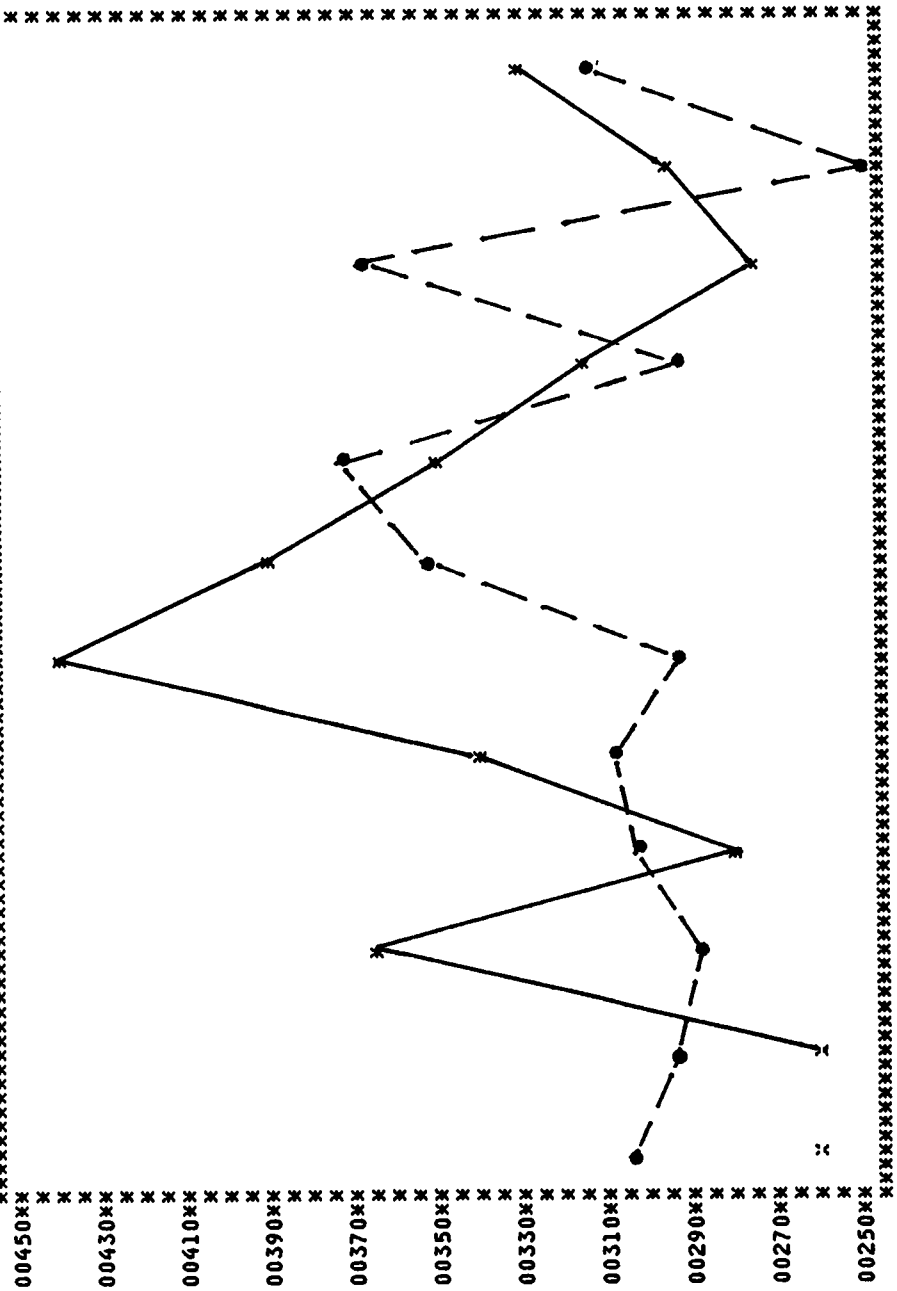
PERIOD 1 \*  
PERIOD 2 ●

EACH VERTICAL LINE OF  
REPRESENTS A VALUE OF  
27.25

# VIOLENT CRIME OFFENSES

January - December  
1994, 1993

PERIOD 1 94	PERIOD 2 93	NUMBER OF OFFENSES BY MONTH												CRIME * OFF CLEARED *	
		JAN	FEB	MAR	APR	MAY	JUN	JUL	AUG	SEP	OCT	NOV	DEC		TOT *(1,000)*ADULT * JUVEN *
260	261	369	280	341	443	394	352	319	275	299	333	3926	2.12	1709	134
305	299	292	309	310	295	359	379	298	374	250	318	3788	2.05	1588	125
45-	38-	77+	29-	31+	148+	35+	27-	21+	99-	49+	15+	138+	2.07+	121+	9+
14.8-	12.7-	26.4+	9.4-	10.0+	50.2+	9.7+	7.1-	7.0+	26.5-	19.6+	4.7+	3.6+	3.4+	7.6+	7.2+



PERIOD 1 \* -  
PERIOD 2 • - - -  
EACH VERTICAL LINE  
REPRESENTS A VALUE OF  
5.00

# NON-VIOLENT PROPERTY OFFENSES

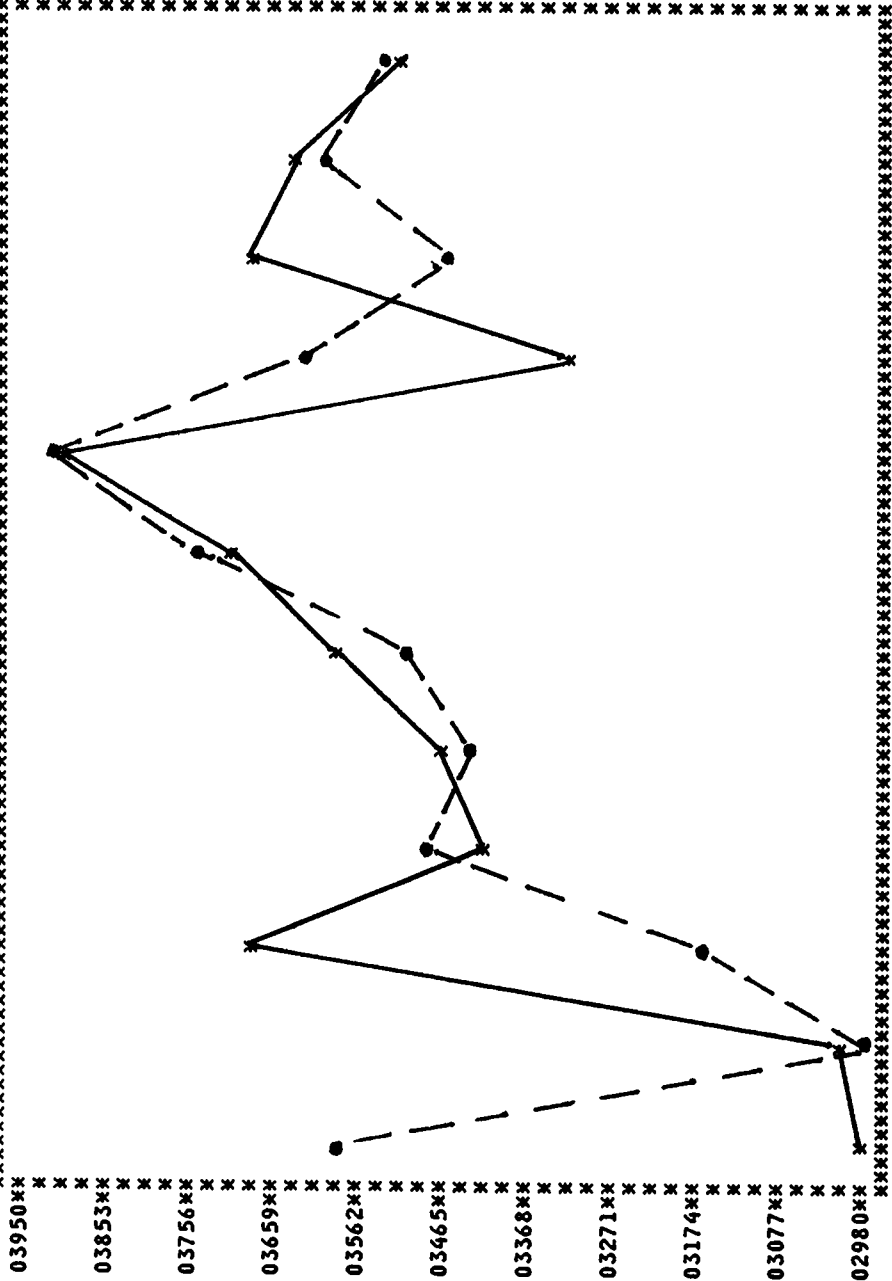
January - December  
1994, 1993

```

*****
* NUMBER OF OFFENSES BY MONTH *
*****
* JAN * FEB * MAR * APR * MAY * JUN * JUL * AUG * SEP * OCT * NOV * DEC *
* 2981 * 3017 * 3702 * 3437 * 3474 * 3610 * 3709 * 3923 * 3343 * 3698 * 3656 * 3532 *
* 3599 * 2994 * 3181 * 3503 * 3491 * 3518 * 3765 * 3948 * 3639 * 3480 * 3616 * 3561 *
* 618- * 23+ * 521+ * 66- * 33+ * 92+ * 55- * 25- * 296- * 218+ * 40+ * 29- *
* 17.2- * .8+ * 16.4+ * 1.9- * 1.0+ * 2.6+ * 1.5- * .6- * 8.1- * 6.3+ * 1.1+ * .8- *
* 1.2- * .4+ * .4- * .4- * .4- * .4- * .4- * .4- * .4- * .4- * .4- * .4- *
*****

```

PERIOD 1 94  
PERIOD 2 93  
NUMERICAL CHANGE  
PERCENT CHANGE



PERIOD 1 \*

PERIOD 2 ● ---

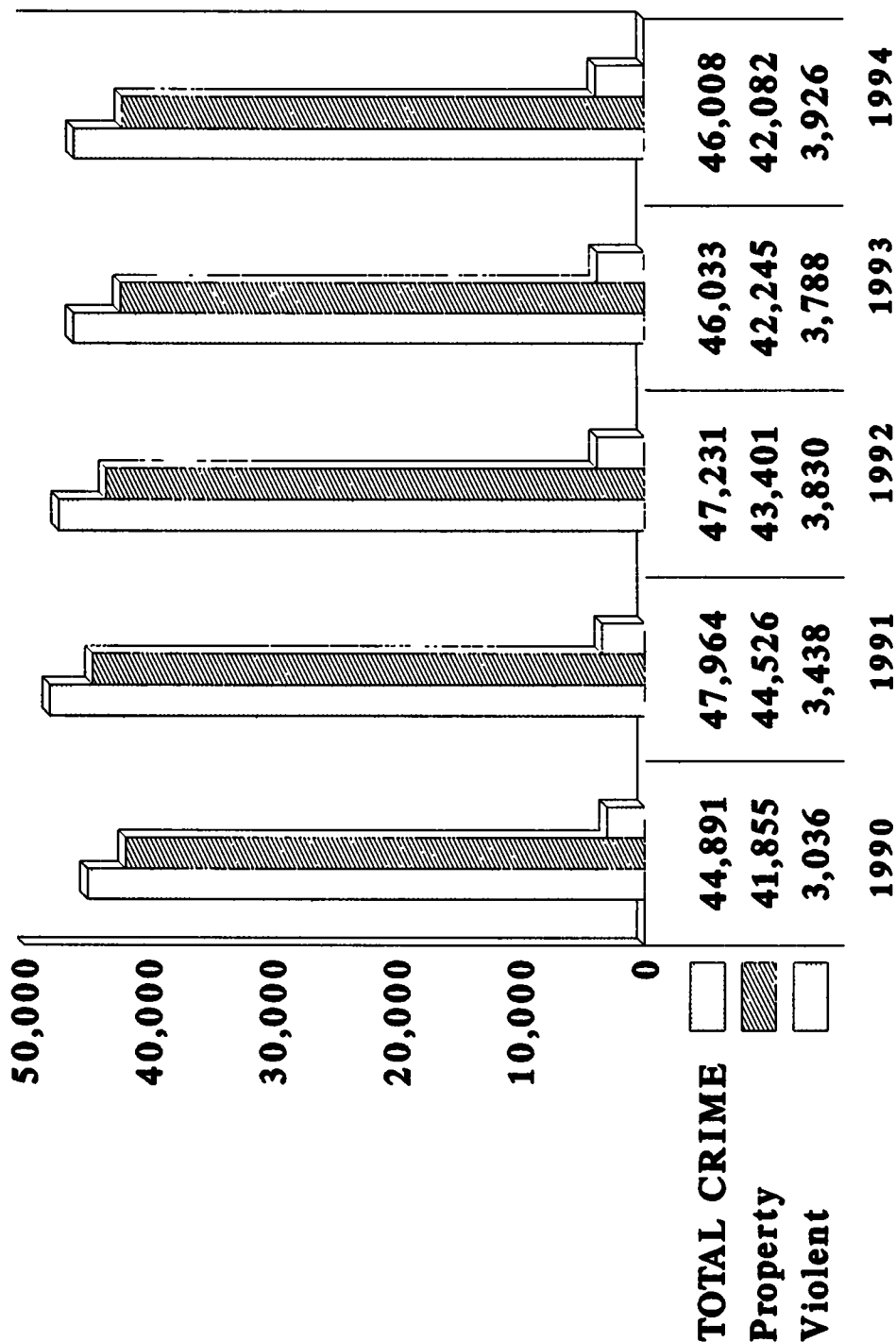
EACH VERTICAL LINE OF  
REPRESENTS A VALUE OF

24.25



# TOTAL CRIME FOR WV


5 Year Trend based on # of offenses



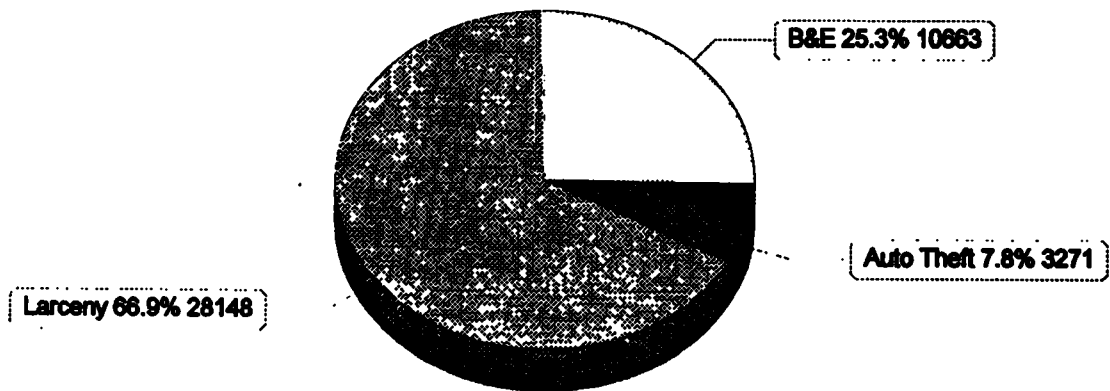




# 1994 Violent Crime



# 1994 NON-VIOLENT CRIMES



# VALUE OF PROPERTY STOLEN

January - December  
1994, 1993


BREAKING AND ENTERING				ROBBERY			
CLASSIFICATION		NUMBER	AMOUNT	CLASSIFICATION		NUMBER	AMOUNT
RESIDENCE-COMMITTED DURING NIGHT	1994	2,585	2,221,866	HIGHWAY	1994	242	53,308
	1993	2,838	2,699,504		1993	298	68,949
	PERCENT OF CHANGE	8.91-	17.69-		PERCENT OF CHANGE	18.79-	22.68-
RESIDENCE-COMMITTED DURING DAY	1994	1,856	1,817,504	COMMERCIAL HOUSE	1994	44	14,206
	1993	1,787	1,986,946		1993	65	21,639
	PERCENT OF CHANGE	3.86+	8.53-		PERCENT OF CHANGE	32.31-	34.35-
RESIDENCE-COMMITTED UNKNOWN	1994	2,110	2,192,313	SERVICE STATION	1994	60	27,375
	1993	1,955	1,970,472		1993	48	23,408
	PERCENT OF CHANGE	7.93+	11.26+		PERCENT OF CHANGE	25.00+	16.95+
NONRESIDENCE-COMMITTED DURING NIGHT	1994	2,587	2,546,438	CHAIN STORE	1994	83	24,819
	1993	2,805	2,653,874		1993	85	39,401
	PERCENT OF CHANGE	7.77-	4.05-		PERCENT OF CHANGE	2.35-	37.01-
NONRESIDENCE-COMMITTED DURING DAY	1994	454	442,784	RESIDENCE	1994	100	63,273
	1993	374	349,903		1993	100	179,958
	PERCENT OF CHANGE	21.39+	26.54+		PERCENT OF CHANGE	.00	51.31-
NONRESIDENCE-COMMITTED UNKNOWN	1994	1,071	1,256,050	BANK	1994	9	242,935
	1993	1,132	1,083,406		1993	10	55,271
	PERCENT OF CHANGE	5.39-	15.94+		PERCENT OF CHANGE	10.00-	339.53+
TOTAL	1994	10,663	10,476,955	MISCELLANEOUS	1994	233	131,356
	1993	10,891	10,744,105		1993	175	52,581
	PERCENT OF CHANGE	2.09-	2.49-		PERCENT OF CHANGE	33.14+	149.82+
				TOTAL	1994	771	557,272
					1993	781	391,207
					PERCENT OF CHANGE	1.28-	42.45+

LARCENY BY CLASSIFICATION				LARCENY BY VALUE			
CLASSIFICATION		NUMBER	AMOUNT	CLASSIFICATION		NUMBER	AMOUNT
POCKET-PICKING	1994	126	29,809	\$200 AND OVER	1994	10,811	10,955,823
	1993	120	29,725		1993	10,801	10,343,107
	PERCENT OF CHANGE	5.00+	.28+		PERCENT OF CHANGE	.09+	5.92+
PURSE-SNATCHING	1994	311	112,003	\$50 TO \$200	1994	7,536	855,988
	1993	234	51,081		1993	7,622	839,309
	PERCENT OF CHANGE	32.91+	119.27+		PERCENT OF CHANGE	47-	1.99+
CARGO-THEFTS	1994	113	296,278	UNDER \$50	1994	9,751	185,371
	1993	111	230,917		1993	9,986	177,946
	PERCENT OF CHANGE	1.80+	28.30+		PERCENT OF CHANGE	2.55-	4.17+
SHOPLIFTING	1994	4,769	287,595	TOTAL	1994	28,148	11,997,182
	1993	5,020	307,388		1993	28,409	11,360,362
	PERCENT OF CHANGE	5.00-	6.44-		PERCENT OF CHANGE	.92-	5.61+
FROM AUTOS	1994	7,500	3,341,541				
	1993	7,642	3,186,862				
	PERCENT OF CHANGE	1.86-	4.85+				
AUTO PARTS-ACCESSORIES	1994	2,412	631,143				
	1993	2,335	682,573				
	PERCENT OF CHANGE	3.30+	7.53-				
BICYCLES	1994	1,402	327,987				
	1993	1,388	267,465				
	PERCENT OF CHANGE	1.01+	22.63+				
FROM BUILDINGS	1994	3,646	2,488,311				
	1993	3,695	2,289,067				
	PERCENT OF CHANGE	1.33-	8.70+				
COIN OPERATED MACHINES	1994	299	64,810				
	1993	255	63,031				
	PERCENT OF CHANGE	17.25+	2.82+				
LIVESTOCK	1994	58	27,952				
	1993	75	44,227				
	PERCENT OF CHANGE	22.67-	36.80-				
ALL OTHER	1994	7,512	4,389,753				
	1993	7,534	4,208,026				
	PERCENT OF CHANGE	.29-	4.32+				
TOTAL	1994	28,148	11,997,182				
	1993	28,409	11,360,362				
	PERCENT OF CHANGE	.92-	5.61+				

# CRIMINAL HOMICIDE — MURDER

## DEFINITION

*Murder is defined as the unlawful killing of a human being with malice aforethought. Any death due to a fight, argument, quarrel, assault or commission of a crime is included. This index offense is scored by police on the basis of their investigation without regard as to the findings of a court or jury or the decision of a prosecutor. Attempts to kill and assault to kill are scored as felonious assaults and not as murder. Suicide, accidental deaths, justifiable homicides and traffic deaths caused by the negligence of someone other than the victim are not included.*



## MURDER SUMMARY 1994

- A total of 98 murder offenses were reported for 1994.
- Murders comprised 3.0 percent of the total for the Violent Crime category and 0.2 percent of the total Crime Index Offenses.
- July and August recorded the highest number of murders with 13 for each month.
- There were 5.4 Murder victims per 100,000 population in West Virginia.
- Males accounted for 65.3 percent of the Murder Victims; 82.7 percent of the victims were white.
- The largest number of victims, 13, fell in the 20-24 and the 35-39 age group category.
- Firearms were used in 77 (78.6 %) of the Murders reported, with handguns being used in 57 of those. This is a 16.4 % increase in firearms being used as a Murder Weapon.
- A total of 91 Murders were cleared by arrest or exceptional clearance, a clearance rate of 92.8 percent. Adults were involved in 93.0 of the clearances.
- There were 104 persons arrested for Murder offenses; 85 of those arrested were males, 6 were under 18, and 85 were white.

**WEST VIRGINIA CRIME INDEX**  
**5 - YEAR RECAPITULATION OF OFFENSES**  
**1990 - 1994**

INDEX OFFENSES	YEAR	NUMBER OF OFFENSES	PERCENT CHANGE	RATE PER 100,000 POPULATION	PERCENT CHANGE
<b>MURDER</b>	1990	102		5.7	
	1991	111	+8.9 %	6.1	+7.0 %
	1992	115	+3.6 %	6.4	+4.9 %
	1993	126	+9.5 %	6.9	+7.6 %
	1994	98	-22.2 %	5.4	-21.7 %
<b>FORCIBLE RAPE</b>	1990	423		23.6	
	1991	413	-2.4 %	22.7	-3.8 %
	1992	393	-4.8 %	21.7	-4.9 %
	1993	364	-7.4 %	20.1	-7.4 %
	1994	370	+1.6 %	20.3	+1.0 %
<b>ROBBERY</b>	1990	690		37.9	
	1991	779	+14.6 %	42.8	+12.9 %
	1992	787	+1.0 %	43.6	+1.6 %
	1993	781	-0.8 %	43.0	-1.1 %
	1994	771	-1.3 %	42.3	-1.6 %
<b>FELONIOUS ASSAULT</b>	1990	1,831		102.2	
	1991	2,135	+16.6 %	117.4	+14.9 %
	1992	2,535	+18.7 %	139.9	+19.2 %
	1993	2,517	-0.7 %	138.5	-1.0 %
	1994	2687	+6.8 %	147.5	+6.5 %
<b>BREAKING &amp; ENTERING</b>	1990	11,785		667.5	
	1991	12,009	+1.9 %	680.4	+0.4 %
	1992	11,277	-6.1 %	622.5	-8.7 %
	1993	10,894	-3.4 %	599.1	-3.7 %
	1994	10,863	-0.3 %	598.2	-0.2 %
<b>LARCENY THEFT</b>	1990	27,310		1,523.0	
	1991	29,368	+7.5 %	1,615.2	+6.0 %
	1992	29,159	-0.7 %	1,609.5	-0.4 %
	1993	28,413	-2.6 %	1,583.5	-2.9 %
	1994	28,148	-0.9 %	1,544.9	-1.2 %
<b>MOTOR VEHICLE THEFT</b>	1990	2,790		154.0	
	1991	3,160	+14.1 %	173.3	+12.5 %
	1992	2,966	-6.3 %	163.7	-5.5 %
	1993	2,938	-0.9 %	161.5	-1.3 %
	1994	3,271	+11.3 %	179.5	+11.1 %
<b>VIOLENT CRIME</b>	1990	3,036		170.9	
	1991	3,438	+13.2 %	199.1	+18.6 %
	1992	3,630	+11.4 %	211.4	+11.8 %
	1993	3,788	+4.4 %	220.4	+4.2 %
	1994	3,926	+3.6 %	215.5	+2.2 %
<b>NON-VIOLENT CRIME</b>	1990	41,666		2,335.5	
	1991	44,526	+6.9 %	2,448.9	+4.8 %
	1992	43,401	-2.5 %	2,396.7	-2.2 %
	1993	42,245	-2.7 %	2,324.2	-3.0 %
	1994	42,082	-0.4 %	2,309.7	-0.6 %
<b>TOTAL FOR WEST VIRGINIA</b>	1990	44,891		2,504.9	
	1991	47,964	+6.8 %	2,638.0	+5.3 %
	1992	47,231	-1.5 %	2,607.2	-1.2 %
	1993	46,033	-2.5 %	2,532.6	-2.9 %
	1994	46,008	-0.1 %	2,525.1	-0.3 %

### 1994 MURDER CRIME RATE BY COUNTY

OBS	COUNTY	MURDER	CRIME RATE	POP
1	PLEASANTS	0	0.00000	7600
2	MONROE	0	0.00000	13653
3	DODDRIDGE	0	0.00000	7157
4	CALHOUN	0	0.00000	7991
5	PRESTON	0	0.00000	29647
6	CLAY	0	0.00000	10107
7	BARBOUR	0	0.00000	15913
8	TYLER	0	0.00000	11793
9	WIRT	0	0.00000	5335
10	BROOKE	0	0.00000	23401
11	GILMER	0	0.00000	7547
12	TAYLOR	0	0.00000	15236
13	PENDLETON	0	0.00000	8062
14	TUCKER	0	0.00000	7818
15	ROANE	0	0.00000	15221
16	UPSHUR	0	0.00000	23194
17	PUTNAM	0	0.00000	44552
18	HANCOCK	0	0.00000	38943
19	MONONGALIA	1	0.01281	78055
20	OHIO	1	0.01979	50521
21	WOOD	2	0.02268	88119
22	MERCER	2	0.03050	65532
23	BERKELEY	2	0.03148	63530
24	WYOMING	1	0.03396	29444
25	MARION	2	0.03450	57958
26	RANDOLPH	1	0.03527	28347
27	NICHOLAS	1	0.03678	27184
28	BOONE	1	0.03745	26699
29	MASON	1	0.03985	25090
30	JEFFERSON	2	0.05276	37900
31	KANAWHA	12	0.05700	210118
32	LEWIS	1	0.05740	17421
33	GREENBRIER	2	0.05794	34511
34	FAYETTE	3	0.06129	48942
35	CABELL	7	0.06895	101499
36	SUMMERS	1	0.07019	14246
37	HARRISON	5	0.07085	70539
38	MINERAL	2	0.07362	27163
39	BRAXTON	1	0.07587	13180
40	JACKSON	2	0.07606	26292
41	MORGAN	1	0.07770	12869
42	MARSHALL	3	0.07971	37623
43	MCDOWELL	3	0.08733	34350
44	HARDY	1	0.08803	11359
45	GRANT	1	0.09306	10745
46	WEBSTER	1	0.09496	10530
47	RITCHIE	1	0.09833	10169
48	RALEIGH	8	0.10256	77946
49	WAYNE	4	0.10556	37892
50	POCAHONTAS	1	0.11026	9069
51	HAMPSHIRE	2	0.11366	17596
52	MINGO	4	0.11820	33839
53	LOGAN	7	0.16163	43297
54	LINCOLN	4	0.18312	21840
55	WETZEL	4	0.22964	17416

\*Crime Rate Calculated per 1,000 population.

### 1994 MURDER CRIME RATE IN CLASS I CITIES

OBS	AGID	MURDER	CRIME RATE	POP
1	CHARLESTON	6	0.10434	57493
2	HUNTINGTON	6	0.11010	54481

\*Class I Cities are in excess of 50,000 population.

\*Crime Rate Calculated per 1,000 population.

### 1994 MURDER CRIME RATE IN CLASS II CITIES

OBS	AGID	MURDER	CRIME RATE	POP
1	WEIRTON	0	0.00000	22038
2	BLUEFIELD	0	0.00000	12832
3	VIENNA	0	0.00000	11048
4	SOUTH CHARLESTON	0	0.00000	13704
5	ST. ALBANS	0	0.00000	11032
6	MORGANTOWN	0	0.00000	26870
7	WHEELING	1	0.02902	34458
8	PARKERSBURG	1	0.02950	33891
9	FAIRMONT	1	0.04869	20534
10	MARTINSBURG	1	0.06744	14827
11	CLARKSBURG	2	0.11062	18078
12	BECKLEY	3	0.16446	18239
13	MOUNDSVILLE	3	0.27513	10903

\*Class II Cities are 10,000 to 49,999 in population.

\*Crime Rate Calculated per 1,000 population.

### 1994 MURDER CRIME RATE IN CLASS III CITIES

OBS	AGID	MURDER	CRIME RATE	POP
1	RICHWOOD	0	0.00000	2752
2	BETHLEHEM	0	0.00000	2623
3	SALEM	0	0.00000	2246
4	LOGAN	0	0.00000	2224
5	FAYETTEVILLE	0	0.00000	2215
6	SHINNSTON	0	0.00000	2591
7	MULLENS	0	0.00000	2070
8	MILTON	0	0.00000	2231
9	ST. MARYS	0	0.00000	2149
10	MADISON	0	0.00000	3150
11	MCMECHEN	0	0.00000	2080
12	01201	0	0.00000	2455
13	LEWISBURG	0	0.00000	3849
14	MANNINGTON	0	0.00000	2175
15	PHILIPPI	0	0.00000	3111
16	WHITE SULPHUR SPRINGS	0	0.00000	2809
17	WILLIAMSTOWN	0	0.00000	2890
18	MONTGOMERY	0	0.00000	2206
19	WELLSBURG	0	0.00000	3370
20	NEW MARTINSVILLE	0	0.00000	6786
21	WILLIAMSON	0	0.00000	4090
22	HURRICANE	0	0.00000	4967
23	KINGWOOD	0	0.00000	3286
24	PADEN CITY	0	0.00000	2807
25	CHESTER	0	0.00000	2935
26	SPENCER	0	0.00000	2313
27	WELCH	0	0.00000	2957
28	NITRO	0	0.00000	6893
29	GRAFTON	0	0.00000	5577
30	PT. PLEASANT	0	0.00000	4897

1994 MURDER CRIME RATE IN CLASS III CITIES

OBS	AGID	MURDER	CRIME RATE	POP
31	FOLLANSBEE	0	0.00000	3298
32	SUMMERSVILLE	0	0.00000	2999
33	CEREDO	0	0.00000	2008
34	MOOREFIELD	0	0.00000	2198
35	RIPLEY	0	0.00000	3088
36	KENOVA	0	0.00000	3746
37	WESTOVER	0	0.00000	4190
38	BUCKHANNON	0	0.00000	5949
39	DUNBAR	0	0.00000	8654
40	RANSON	0	0.00000	2888
41	PRINCETON	0	0.00000	7190
42	BARBOURSVILLE	0	0.00000	2847
43	ELKINS	1	0.13092	7638
44	BRIDGEPORT	1	0.14551	6872
45	OAK HILL	1	0.14619	6840
46	KEYSER	1	0.16923	5909
47	WESTON	1	0.20048	4988
48	RAVENSWOOD	1	0.23946	4176
49	HINTON	1	0.28498	3509
50	CHARLES TOWN	1	0.30202	3311
51	01401	1	0.48262	2072

\*Class III Cities are 2,000 to 9,999 in population.

\*Crime Rate Calculated per 1,000 population.

I, II, and III City Populations provided by the United States Census Bureau.

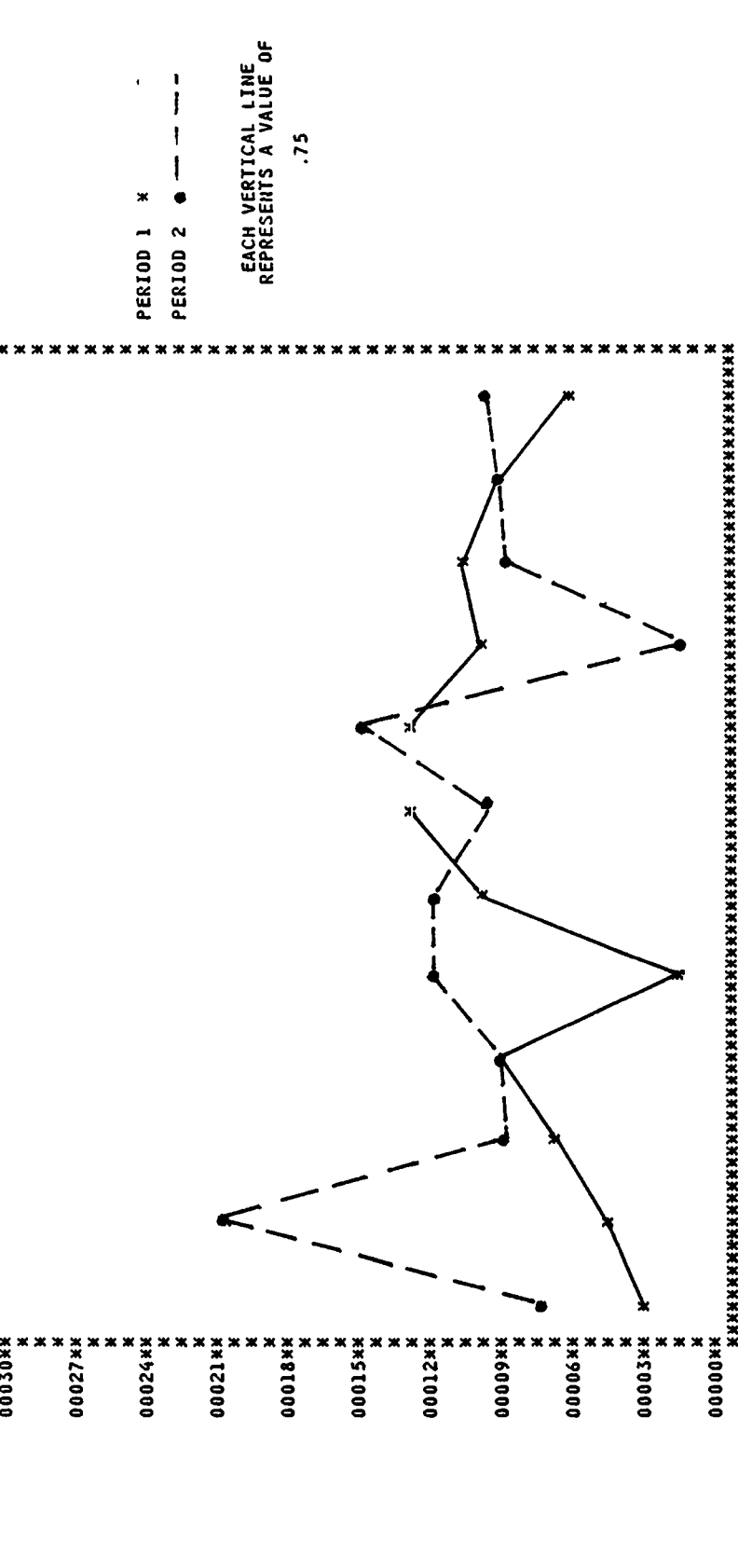
# MURDER

January - December  
1994, 1993

```

*****
* N U M B E R O F F E N S E S B Y M O N T H
*****
* JAN * FEB * MAR * APR * MAY * JUN * JUL * AUG * SEP * OCT * NOV * DEC *
* 3 * 8 * 5 * 7 * 9 * 10 * 12 * 13 * 13 * 10 * 11 * 9 * 9 * 6 *
* 8 * 21 * 9 * 9 * 12 * 12 * 10 * 10 * 15 * 2 * 9 * 9 * 10 *
* 5 * 5 * 2 * 2 * 9 * 9 * 10 * 13 * 13 * 10 * 11 * 9 * 9 * 6 *
* 62.5 * 76.2 * 22.2 * .0 * 83.5 * 16.7 * 30.0 * 13.3 * 400.0 * 22.2 * 0 * 40.0 * 22.5 *
* PERCENT CHANGE *
*****
PERIOD 1 94
PERIOD 2 93
NUMERICAL CHANGE
PERCENT CHANGE
*****

```



PERIOD 1 \*  
PERIOD 2 ● ---  
EACH VERTICAL LINE REPRESENTS A VALUE OF .75



# MURDER VICTIMS BY AGE, SEX AND RACE

January - December  
1994, 1993

	AGE	NUMBER	PERCENT DISTRIB	SEX		RACE						
				MALE	FEMALE	WHITE	BLACK	AMER IND	ASI	ISD	OTHER	
1994	1-4	2	2.04	2		2						
1993		5	3.97	2	3	4		1				
PERCENT CHANGE		60.00-				50.00-						
1994	5-9	0	.00									
1993		1	.79	1		1						
PERCENT CHANGE												
1994	10-14	0	.00									
1993		4	3.17	2	2	3		1				
PERCENT CHANGE												
1994	15-19	8	8.16	3	5	5		3				
1993		11	8.73	6	5	6		5				
PERCENT CHANGE		27.27-		50.00-		16.67-		40.00-				
1994	20-24	13	13.27	10	3	8		5				
1993		14	11.11	14		11		3				
PERCENT CHANGE		7.14-		28.57-		27.27-		66.67+				
1994	25-29	12	12.24	8	4	10		2				
1993		16	12.70	11	5	16						
PERCENT CHANGE		25.00-		27.27-	20.00-	37.50-						
1994	30-34	9	9.18	6	3	6		3				
1993		16	12.70	12	4	13		3				
PERCENT CHANGE		43.75-		50.00-	25.00-	53.85-						
1994	35-39	13	13.27	11	2	10		3				
1993		13	10.32	8	5	11		2				
PERCENT CHANGE				37.50+	60.00-	9.09-		50.00+				
1994	40-44	5	5.10	4	1	5						
1993		13	10.32	6	7	12		1				
PERCENT CHANGE		61.54-		33.33-	85.71-	58.33-						
1994	45-49	8	8.16	5	3	7		1				
1993		7	5.56	4	3	7						
PERCENT CHANGE		14.29+		25.00+								
1994	50-54	6	6.12	3	3	6						
1993		7	5.56	6	1	6		1				
PERCENT CHANGE		14.29-		50.00-	200.00+							
1994	55-59	5	5.10	5		5						
1993		3	2.38	3		2		1				
PERCENT CHANGE		66.67+		66.67+		150.00+						
1994	60-64	1	1.02	1		1						
1993		3	2.38	2	1	3						
PERCENT CHANGE		66.67-		50.00-		66.67-						
1994	65-69	6	6.12	3	3	6						
1993		5	3.97	4	1	5						
PERCENT CHANGE		20.00+		25.00-	200.00+	20.00+						
1994	70-74	3	3.06	3		3						
1993		1	.79	1				1				
PERCENT CHANGE		200.00+		200.00+								
1994	75 AND OVER	7	7.14		7	7						
1993		7	5.56	2	5	6		1				
PERCENT CHANGE					40.00+	16.67+						
1994	TOTAL	98	100.00	64	34	81		17				
1993		126	100.00	84	42	106		20				
PERCENT CHANGE		22.22-		23.81-	19.05-	23.58-		15.00-				
PERCENT 1994				65.31	34.69	82.65		17.35				
PERCENT 1993				66.67	33.33	84.13		15.87				

# MURDERS BY TYPE OF WEAPON AND CIRCUMSTANCES

January - December  
1994, 1993

CIRCUMSTANCE	MURDERS BY CIRCUMST. ICE		NUMBER	PERCENT DISTRIB	TYPE OF WEAPON	MURDERS BY TYPE OF WEAPON		NUMBER	PERCENT DISTRIB
	1994	1993				1994	1993		
RAPE	0	1	0	.90	GUN	1	1.02	1	1.02
	PERCENT OF CHANGE		.00	.79		PERCENT OF CHANGE	50.00-	2	1.59
ROBBERY	11	14	11	11.22	HANDGUN	57	58.16	57	58.16
	PERCENT OF CHANGE		21.43-	11.11		PERCENT OF CHANGE	42.06	53	42.06
BURGLARY	1	0	1	1.02	RIFLE	8	8.16	8	8.16
	PERCENT OF CHANGE		.00	.00		PERCENT OF CHANGE	33.33-	12	9.52
ARSON	1	1	1	1.02	SHOTGUN	21	11.22	21	11.22
	PERCENT OF CHANGE		66.67-	2.38		PERCENT OF CHANGE	13.49	17	13.49
PROSTITUTION - COM VICE	0	0	0	0.00	OTHER GUN	0	0.00	0	0.00
	PERCENT OF CHANGE		.00	.00		PERCENT OF CHANGE	0.00	0	0.00
HARLOTIC DRUG LAIS	4	2	4	4.08	CUTTING AND STABBING	4	4.08	4	4.08
	PERCENT OF CHANGE		100.00+	1.59		PERCENT OF CHANGE	10.32	13	10.32
LOVERS TRIANGLE	6	3	6	6.12	BLUNT OBJECT	9	9.18	9	9.18
	PERCENT OF CHANGE		100.00+	2.38		PERCENT OF CHANGE	28.57+	7	5.56
BRAWL DUE-ALCOHOL	3	4	3	3.06	PERSONAL WEAPONS	4	4.08	4	4.08
	PERCENT OF CHANGE		25.00-	3.17		PERCENT OF CHANGE	60.00-	10	7.94
BRAWL DUE-NARCOTICS	1	0	1	1.02	EXPLOSIVES	0	0.00	0	0.00
	PERCENT OF CHANGE		.00	.00		PERCENT OF CHANGE	0.00	3	2.38
ARGUMENT-MONEY PROPERTY	2	5	2	2.04	FIRE	3	3.06	3	3.06
	PERCENT OF CHANGE		60.00-	3.97		PERCENT OF CHANGE	0.00	0	0.00
OTHER ARGUMENTS	41	61	41	41.84	STRANGULATION-HUNG	0	0.00	0	0.00
	PERCENT OF CHANGE		32.79-	48.41		PERCENT OF CHANGE	0.00	1	1.02
GANGLAND KILLINGS	0	1	0	.00	ASPHYXIATION	0	0.00	0	0.00
	PERCENT OF CHANGE		.00	.79		PERCENT OF CHANGE	.00	1	1.02
SHIPER ATTACK	0	1	0	.00	OTHER	3	3.06	3	3.06
	PERCENT OF CHANGE		.00	.79		PERCENT OF CHANGE	66.67-	1	1.02
OTHER NON-FELOHIOUS	17	14	17	17.35	TOTAL	98	100.00	98	100.00
	PERCENT OF CHANGE		21.43+	11.11		PERCENT OF CHANGE	126	126	100.00
ALL SUSPECT FELONY TYPE	6	8	6	6.12			22.22-	22	22.22
	PERCENT OF CHANGE		25.00-	6.35					
UNCLASSIFIED	4	9	4	4.08					
	PERCENT OF CHANGE		55.56-	7.14					
TOTAL	98	126	98	100.00					
	PERCENT OF CHANGE		22.22-	100.00					

# FORCIBLE RAPE

## DEFINITION

*Forcible Rape is the carnal knowledge of a female forcibly and against her will. For the purpose of Uniform Crime Reporting, rape is divided into two categories; (1) Rape by Force; and (2) Attempted Rape. Carnal abuse without force (statutory rape) and other sex offenses are not included.*

*Forcible Rape differs from other violent crimes in that the victim in many cases, is hesitant in reporting the offense to police. The rigors of court procedures, embarrassment and fear of any accompanying stigma have a deterrent effect on the victim's willingness to make the crime known to police. The presence of a prior relationship between victim and perpetrator makes the determination of the act of force difficult to establish, and the usual clandestine nature of the offense presents a problem in verification.*



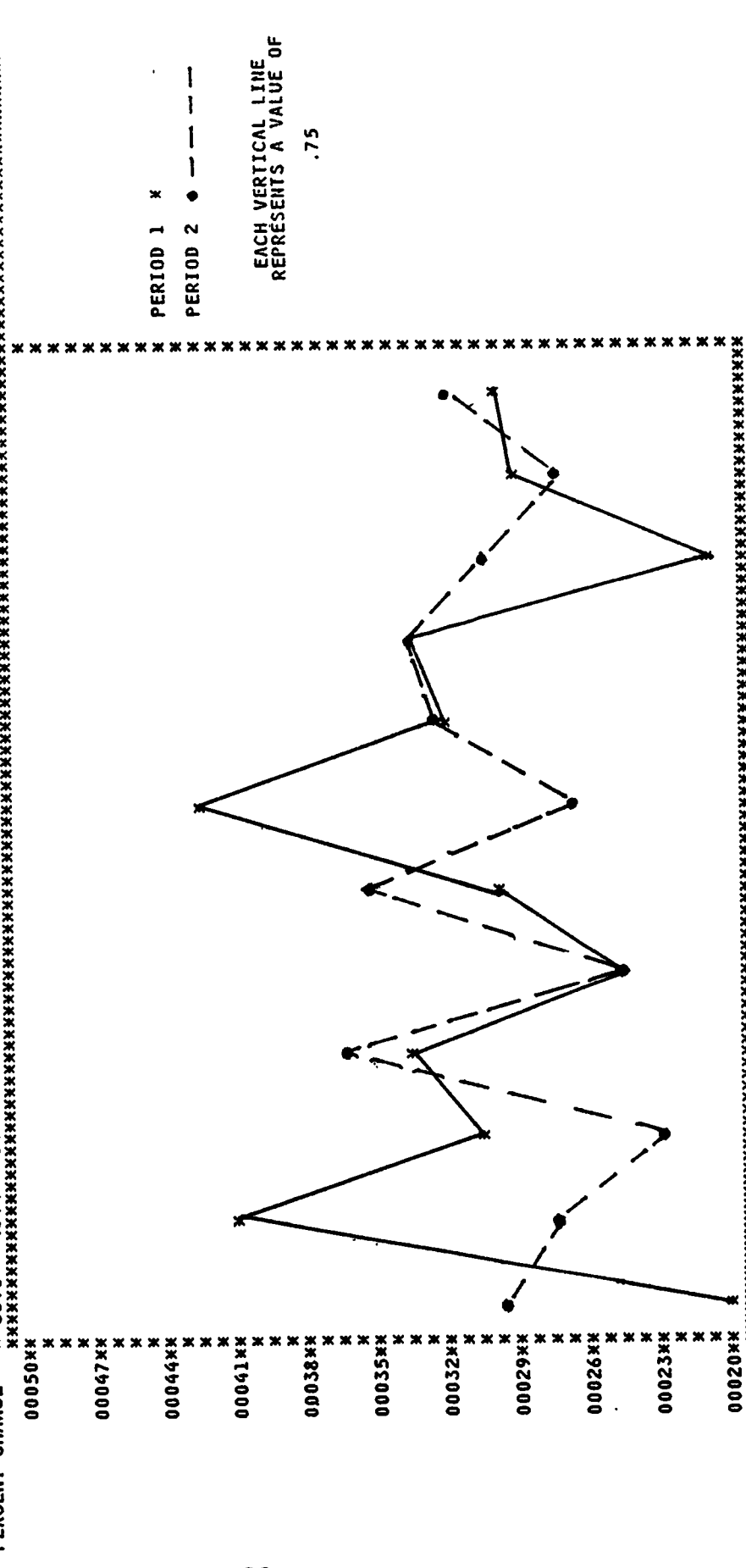
## FORCIBLE RAPE SUMMARY 1994

- A total of 370 Forcible Rape Offenses were reported for 1994.
- Forcible Rapes comprised 11.4 percent of the total for the Violent Crime Category and 0.8 percent of the total Crime Index Offenses.
- There were 20.3 Forcible Rapes per 100,000 population in West Virginia.
- July recorded the highest number of Forcible Rapes with 43.
- A total of 173 Forcible Rapes were cleared by arrest or exceptional clearance, a clearance rate of 46.7 percent. Adults were involved in 162 of the clearances.
- There were 139 persons arrested for Forcible Rape offenses; 138 of those arrested were males, 8 under 18, and 120 were white.
- Rapes by Force occurred in 293 offenses where as 77 were assaults to Rape.

# FORCIBLE RAPE

January - December  
1994, 1993

PERIOD 1 94		PERIOD 2 93		NUMERICAL CHANGE		PERCENT CHANGE	
NUMBER OF OFFENSES	BY MONTH	NUMBER OF OFFENSES	BY MONTH	PERIOD 1 94	PERIOD 2 93	PERCENT CHANGE	PERCENT CHANGE
41	JAN	31	JAN	10	30	33.3	33.3
28	FEB	23	FEB	5	28	17.9	17.9
13	MAR	8	MAR	5	13	38.5	38.5
34	APR	37	APR	3	34	8.1	8.1
25	MAY	25	MAY	0	25	0	0
30	JUN	36	JUN	6	30	16.7	16.7
43	JUL	27	JUL	16	43	59.3	59.3
32	AUG	33	AUG	1	32	3.0	3.0
34	SEP	34	SEP	0	34	0	0
21	OCT	31	OCT	10	21	32.3	32.3
29	NOV	28	NOV	1	29	3.6	3.6
30	DEC	32	DEC	2	30	6.3	6.3
370	TOT	364	TOT	6	370	1.6	1.6
.20	ADULT	.20	ADULT	0	.20	0	0
.20	JUVE	.20	JUVE	0	.20	0	0
162	ADULT	162	ADULT	0	162	0	0
11	JUVE	14	JUVE	3	11	21.4	21.4



1994 RAPE CRIME RATE BY COUNTY

OBS	COUNTY	RAPE	CRIME RATE	POP
1	PLEASANTS	0	0.00000	7600
2	MONROE	0	0.00000	13653
3	DODDRIDGE	0	0.00000	7157
4	WIRT	0	0.00000	5335
5	BROOKE	0	0.00000	23401
6	WYOMING	0	0.00000	29444
7	MASON	0	0.00000	25090
8	GRANT	0	0.00000	10745
9	HAMPSHIRE	0	0.00000	17596
10	MINGO	1	0.02955	33839
11	PRESTON	1	0.03373	29647
12	UPSHUR	1	0.04311	23194
13	MERCER	3	0.04575	65532
14	JEFFERSON	2	0.05276	37900
15	WAYNE	2	0.05278	37892
16	LEWIS	1	0.05740	17421
17	MCDOWELL	2	0.05822	34350
18	LOGAN	3	0.06927	43297
19	RANDOLPH	2	0.07054	28347
20	BOONE	2	0.07490	26699
21	JACKSON	2	0.07606	26292
22	MORGAN	1	0.07770	12869
23	BERKELEY	5	0.07870	63530
24	HARDY	1	0.08803	11359
25	RALEIGH	7	0.08974	77946
26	RITCHIE	1	0.09833	10169
27	MARION	7	0.12075	57958
28	CALHOUN	1	0.12514	7991
29	HANCOCK	5	0.12835	38943
30	ROANE	2	0.13138	15221
31	MARSHALL	5	0.13285	37623
32	HARRISON	10	0.14170	70539
33	MINERAL	4	0.14724	27163
34	GREENBRIER	6	0.17382	34511
35	PUTNAM	8	0.17952	44552
36	FAYETTE	9	0.18387	48942
37	CLAY	2	0.19788	10107
38	SUMMERS	3	0.21057	14246
39	POCAHONTAS	2	0.22052	9069
40	KANAWHA	49	0.23275	210118
41	WOOD	22	0.24948	88119
42	TUCKER	2	0.25580	7818
43	NICHOLAS	7	0.25746	27184
44	TAYLOR	4	0.26252	15236
45	MONONGALIA	23	0.29463	78055
46	BARBOUR	5	0.31420	15913
47	WETZEL	6	0.34446	17416
48	OHIO	19	0.37601	50521
49	WEBSTER	4	0.37984	10530
50	GILMER	3	0.39750	7547
51	TYLER	6	0.50874	11793
52	LINCOLN	12	0.54936	21840
53	BRAXTON	8	0.60696	13180
54	CABELL	81	0.79785	101499
55	PENDLETON	18	2.23254	8062

\*Crime Rate Calculated per 1,000 population.

**1994 RAPE CRIME RATE IN CLASS I CITIES**

OBS	AGID	RAPE	CRIME RATE	POP
1	CHARLESTON	40	0.69560	57493
2	HUNTINGTON	71	1.30285	54481

\*Class I Cities are in excess of 50,000 population.  
\*Crime Rate Calculated per 1,000 population.

**1994 RAPE CRIME RATE IN CLASS II CITIES**

OBS	AGID	RAPE	CRIME RATE	POP
1	BLUEFIELD	0	0.00000	12832
2	SOUTH CHARLESTON	0	0.00000	13704
3	ST. ALBANS	0	0.00000	11032
4	MOUNDSVILLE	0	0.00000	10903
5	WEIRTON	1	0.04537	22038
6	MARTINSBURG	1	0.06744	14827
7	VIENNA	2	0.18102	11048
8	FAIRMONT	5	0.24345	20534
9	CLARKSBURG	6	0.33186	18078
10	BECKLEY	7	0.38374	18239
11	MORGANTOWN	13	0.48373	26870
12	WHEELING	18	0.52236	34458
13	PARKERSBURG	20	0.59000	33891

\*Class II Cities are 10,000 to 49,999 in population.  
\*Crime Rate Calculated per 1,000 population.

**1994 RAPE CRIME RATE IN CLASS III CITIES**

OBS	AGID	RAPE	CRIME RATE	POP
1	RICHWOOD	0	0.00000	2752
2	BETHLEHEM	0	0.00000	2623
3	SALEM	0	0.00000	2246
4	LOGAN	0	0.00000	2224
5	FAYETTEVILLE	0	0.00000	2215
6	SHINNSTON	0	0.00000	2591
7	MULLENS	0	0.00000	2070
8	MILTON	0	0.00000	2231
9	ST. MARYS	0	0.00000	2149
10	MADISON	0	0.00000	3150
11	MCMECHEN	0	0.00000	2080
12	01201	0	0.00000	2455
13	LEWISBURG	0	0.00000	3849
14	WHITE SULPHUR SPRINGS	0	0.00000	2809
15	WILLIAMSTOWN	0	0.00000	2890
16	MONTGOMERY	0	0.00000	2206
17	WELLSBURG	0	0.00000	3370
18	WILLIAMSON	0	0.00000	4090
19	HURRICANE	0	0.00000	4967
20	PADEN CITY	0	0.00000	2807
21	SPENCER	0	0.00000	2313
22	WELCH	0	0.00000	2957
23	NITRO	0	0.00000	6893
24	PT. PLEASANT	0	0.00000	4897
25	FOLLANSBEE	0	0.00000	3298
26	SUMMERSVILLE	0	0.00000	2999
27	CEREDO	0	0.00000	2008
28	MOOREFIELD	0	0.00000	2198
29	RIPLEY	0	0.00000	3088
30	KENOVA	0	0.00000	3746
31	DUNBAR	0	0.00000	8654

**1994 FORCIBLE RAPE CRIME RATE IN CLASS III CITIES**

32	RANSON	0	0.00000	2888
33	BARBOURSVILLE	0	0.00000	2847
34	WESTON	0	0.00000	4988
35	CHARLES TOWN	0	0.00000	3311
36	01401	0	0.00000	2072
37	ELKINS	1	0.13092	7638
38	PRINCETON	1	0.13908	7190
39	NEW MARTINSVILLE	1	0.14736	6786
40	BUCKHANNON	1	0.16809	5949
41	WESTOVER	1	0.23866	4190
42	RAVENSWOOD	1	0.23946	4176
43	HINTON	1	0.28498	3509
44	BRIDGEPORT	2	0.29102	6872
45	OAK HILL	2	0.29238	6840
46	KINGHOOD	1	0.30432	3286
47	PHILIPPI	1	0.32144	3111
48	KEYSER	2	0.33846	5909
49	CHESTER	1	0.34071	2935
50	GRAFTON	2	0.35860	5577
51	MANNINGTON	1	0.45977	2175

\*Class III Cities are 2,000 to 9,999 in population.

\*Crime Rate Calculated per 1,000 population.

I, II, and III City Populations provided by the United States Census Bureau.

# ROBBERY

## DEFINITION

*Robbery is defined as the felonious and forcible taking of the property of another against their will by violence or by putting them in fear. The element of personal confrontation is always present in this crime. Under the Uniform Crime Reporting Program, all assaults or attempts to rob are included. Robberies are reported in four general categories - gun; knife or cutting instrument; hands, fists, feet, etc.; and other dangerous weapons. As a general rule, robbery differs from larceny in that it is aggravated by the element of force or the threat of force.*

*Robbery, as a crime of violence, has a serious impact on the victim. In many instances, serious injury results. Oftentime, along with physical injury or without, the victim suffers mental disturbance. Such damage is immeasurable. This is emphasized when the attempt to rob results in the death of the victim. Of course, in this case, the robbery would not be scored since the more serious offense, murder, would be reported and the robbery would serve as the motive. The placing of a dollar value, however, on the damage resulting from this type of offense is an attempt to measure that which is immeasurable.*

## ROBBERY SUMMARY 1994

- A total of 771 Robbery Offenses were reported for 1994.
- Robberies comprised 23.9 percent of the total for the Violence Crime category and 1.7 percent of the total Crime Index Offenses.
- There were 43.2 Robberies per 100,000 persons in West Virginia.
- March recorded the highest number of Robberies with 80 offenses.
- The total dollar value for Robbery offenses was \$ 557,272, and average of \$ 723 for each offense.
- A total of 201 Robberies were cleared by arrest or exceptional clearance, a clearance rate of 26.0 percent. Adults were involved in 168 of the clearances.
- There were 247 persons arrested for Robbery offenses; 227 of those arrested were males, 51 were under 18 and 156 were white.

## ROBBERY BY TYPE OF WEAPON JANUARY — DECEMBER 1994

TYPE OF WEAPON	NUMBER OF OFFENSES	PERCENT DISTRIBUTION
GUN	259	33.6 %
KNIFE/SHARP INSTRUMENT	61	7.9 %
OTHER DANGEROUS WEAPON	40	5.2 %
STRONG ARM - HANDS, FISTS, FEET, ETC.	411	53.3 %





1994 ROBBERY CRIME RATE BY COUNTY

OBS	COUNTY	ROBBERY	CRIME RATE	POP
1	PLEASANTS	0	0.00000	7600
2	MONROE	0	0.00000	13653
3	WIRT	0	0.00000	5335
4	GRANT	0	0.00000	10745
5	BOONE	0	0.00000	26699
6	HARDY	0	0.00000	11359
7	RITCHIE	0	0.00000	10169
8	CALHOUN	0	0.00000	7991
9	POCAHONTAS	0	0.00000	9069
10	TUCKER	0	0.00000	7818
11	TAYLOR	0	0.00000	15236
12	BARBOUR	0	0.00000	15913
13	WEBSTER	0	0.00000	10530
14	TYLER	0	0.00000	11793
15	PENDLETON	0	0.00000	8062
16	WYOMING	1	0.03396	29444
17	MASON	1	0.03985	25090
18	HAMPSHIRE	1	0.05683	17596
19	LEWIS	1	0.05740	17421
20	GREENBRIER	2	0.05794	34511
21	MCDOWELL	2	0.05822	34350
22	PRESTON	2	0.06746	29647
23	RANDOLPH	2	0.07054	28347
24	JACKSON	2	0.07606	26292
25	MORGAN	1	0.07770	12869
26	MARSHALL	4	0.10628	37623
27	MINERAL	3	0.11043	27163
28	WETZEL	2	0.11482	17416
29	FAYETTE	6	0.12258	48942
30	HARRISON	9	0.12753	70539
31	BROOKE	3	0.12819	23401
32	UPSHUR	3	0.12933	23194
33	ROANE	2	0.13138	15221
34	WAYNE	5	0.13195	37892
35	GILMER	1	0.13250	7547
36	PUTNAM	6	0.13464	44552
37	LINCOLN	3	0.13734	21840
38	DODDRIDGE	1	0.13972	7157
39	WOOD	13	0.14742	88119
40	NICHOLAS	5	0.18390	27184
41	LOGAN	9	0.20781	43297
42	MONONGALIA	18	0.23058	78055
43	HANCOCK	9	0.23103	38943
44	MINGO	10	0.29550	33839
45	JEFFERSON	12	0.31656	37900
46	BRAXTON	5	0.37935	13180
47	MERCER	25	0.38125	65532
48	CLAY	4	0.39576	10107
49	MARION	24	0.41400	57958
50	SUMMERS	6	0.42114	14246
51	RALEIGH	44	0.56408	77946
52	BERKELEY	46	0.72404	63530
53	OHIO	44	0.87076	50521
54	CABELL	139	1.36915	101499
55	KANAWHA	295	1.40125	210118

\*Crime Rate Calculated per 1,000 population.

1994 ROBBERY CRIME RATE IN CLASS I CITIES

OBS	AGID	ROBBERY	CRIME RATE	POP
1	HUNTINGTON	126	2.31210	54481
2	CHARLESTON	225	3.91275	57493

\*Class I Cities are in excess of 50,000 population.

\*Crime Rate Calculated per 1,000 population.

1994 ROBBERY CRIME RATE IN CLASS II CITIES

OBS	AGID	ROBBERY	CRIME RATE	POP
1	VIENNA	0	0.00000	11048
2	MOUNDSVILLE	1	0.09171	10903
3	CLARKSBURG	5	0.27655	18078
4	PARKERSBURG	13	0.38350	33891
5	WEIRTON	9	0.40833	22038
6	MORGANTOWN	13	0.48373	26870
7	ST. ALBANS	7	0.63448	11032
8	BLUEFIELD	9	0.70137	12832
9	FAIRMONT	16	0.77904	20534
10	SOUTH CHARLESTON	12	0.87564	13704
11	WHEELING	43	1.24786	34458
12	BECKLEY	32	1.75424	18239
13	MARTINSBURG	32	2.15808	14827

\*Class II Cities are 10,000 to 49,999 in population.

\*Crime Rate Calculated per 1,000 population.

1994 ROBBERY CRIME RATE IN CLASS III CITIES

OBS	AGID	ROBBERY	CRIME RATE	POP
1	RICHWOOD	0	0.00000	2752
2	BETHLEHEM	0	0.00000	2623
3	SALEM	0	0.00000	2246
4	MULLENS	0	0.00000	2070
5	ST. MARYS	0	0.00000	2149
6	MADISON	0	0.00000	3150
7	MCMECHEN	0	0.00000	2080
8	01201	0	0.00000	2455
9	WHITE SULPHUR SPRINGS	0	0.00000	2809
10	WILLIAMSTOWN	0	0.00000	2890
11	MONTGOMERY	0	0.00000	2206
12	PADEN CITY	0	0.00000	2807
13	WELCH	0	0.00000	2957
14	PT. PLEASANT	0	0.00000	4897
15	FOLLANSBEE	0	0.00000	3298
16	CEREDO	0	0.00000	2008
17	MOOREFIELD	0	0.00000	2198
18	RIPLEY	0	0.00000	3088
19	WESTON	0	0.00000	4988
20	WESTOVER	0	0.00000	4190
21	RAVENSWOOD	0	0.00000	4176
22	BRIDGEPORT	0	0.00000	6872
23	PHILIPPI	0	0.00000	3111
24	CHESTER	0	0.00000	2935
25	GRAFTON	0	0.00000	5577
26	ELKINS	1	0.13092	7638
27	OAK HILL	1	0.14619	6840
28	HURRICANE	1	0.20132	4967
29	LEWISBURG	1	0.25980	3849
30	NEW MARTINSVILLE	2	0.29472	6786

**1994 ROBBERY CRIME RATE IN CLASS III CITIES**

OBS	AGID	FELASS	CRIME RATE	POP
31	WELLSBURG	1	0.29673	3370
32	KINGWOOD	1	0.30432	3286
33	SUMMERSVILLE	1	0.33344	2999
34	KEYSER	2	0.33846	5909
35	BARBOURSVILLE	1	0.35124	2847
36	SHINNSTON	1	0.38595	2591
37	SPENCER	1	0.43233	2313
38	NITRO	3	0.43521	6893
39	MILTON	1	0.44822	2231
40	LOGAN	1	0.44964	2224
41	MANNINGTON	1	0.45977	2175
42	01401	1	0.48262	2072
43	BUCKHANNON	3	0.50427	5949
44	KENOVA	2	0.53390	3746
45	RANSON	2	0.69252	2888
46	HINTON	3	0.85494	3509
47	DUNBAR	8	0.92440	8654
48	WILLIAMSON	5	1.22245	4090
49	FAYETTEVILLE	3	1.35438	2215
50	CHARLES TOWN	5	1.51010	3311
51	PRINCETON	11	1.52988	7190

\*Class III Cities are 2,000 to 9,999 in population.

\*Crime Rate Calculated per 1,000 population.

I, II, and III City Populations provided by the United States Census Bureau.

# ROBBERY

January - December  
1994, 1993

CLASSIFICATION	PERCENT OF CHANGE	NUMBER OF OFFENSES	PERCENT OF DISTRIBUTION	TOTAL VALUES (DOLLARS)	AVERAGE VALUES (DOLLARS)
HIGHWAY					
	1994	242	31.39	\$53,308	\$220
	1993	298	38.16	\$68,949	\$231
	PERCENT OF CHANGE	18.79-	17.74-	22.68-	4.76-
COMMERCIAL HOUSE					
	1994	44	5.71	\$14,206	\$323
	1993	65	8.32	\$21,639	\$333
	PERCENT OF CHANGE	32.31-	31.37-	34.35-	3.00-
SERVICE STATION					
	1994	60	7.78	\$27,375	\$456
	1993	48	6.15	\$23,408	\$488
	PERCENT OF CHANGE	25.00+	26.50+	16.95+	6.56-
CHAIN STORE					
	1994	83	10.77	\$24,819	\$299
	1993	85	10.88	\$39,401	\$464
	PERCENT OF CHANGE	2.35-	1.01-	37.01-	35.56-
RESIDENCE					
	1994	100	12.97	\$63,273	\$633
	1993	100	12.80	\$129,958	\$1,300
	PERCENT OF CHANGE		1.33+	51.31-	51.31-
BANK					
	1994	9	1.17	\$242,935	\$26,993
	1993	10	1.28	\$55,271	\$5,527
	PERCENT OF CHANGE	10.00-	8.59-	339.53+	388.38+
MISCELLANEOUS					
	1994	233	30.22	\$131,356	\$564
	1993	175	22.41	\$52,581	\$300
	PERCENT OF CHANGE	33.14+	34.85+	149.82+	88.00+
TOTAL					
	1994	771	100.00	\$557,272	\$723
	1993	781	100.00	\$391,207	\$501
	PERCENT OF CHANGE	1.28-		42.45+	44.31+

# FELONIOUS ASSAULT

---

## DEFINITION

*Felonious Assault, as defined under the West Virginia Uniform Crime Reporting program, is an attempt or offer with unlawful force or violence, to do serious physical injury to another. Attempts are included since it is not necessary that any injury result when a gun, knife or other weapon is used which would result in serious physical injury if the crime were successfully completed.*

*The use or attempted use of a dangerous weapon in an assault or the serious injury inflicted by hands, fists or feet separates this offense from those assaults categorized as "simple" and not felonious in nature.*

*The victim of a actual assault of this type may suffer injury or permanent disability and all assaults to kill and attempts to kill are recorded in this area. As with murder, the use of weapons to inflict these injuries make this offense a subject for analysis.*

---

## FELONIOUS ASSAULT SUMMARY 1994

- A total of 2,687 Felonious Assault Offenses were reported in 1994.
- Felonious Assaults comprised 83.1 percent of the total Violent Crime category and 5.9 percent of the total Crime Index Offenses.
- June recorded the highest number of Felonious Assaults with 337 offenses.
- There were 147.5 Felonious Assaults per 100,000 population in West Virginia.
- A total of 1,378 Felonious Assaults were cleared by arrest or exceptional clearance, a clearance rate of 51.3 percent. Adults were involved in 1,291 of the clearances.
- There were 1,000 persons arrested for Felonious Assault offenses; 902 of those arrested were males, 84 were under 18, and 797 were white.

---

---

## FELONIOUS ASSAULT BY TYPE OF WEAPON JANUARY — DECEMBER 1994

---

TYPE OF WEAPON	NUMBER OF OFFENSES	PERCENT DISTRIBUTION
GUN	422	15.7 %
KNIFE/SHARP INSTRUMENT	458	17.0 %
OTHER DANGEROUS WEAPONS	541	20.1 %
HANDS, FISTS, FEET, ETC. — AGGRAVATED	1,266	47.1 %

---

---



1994 FELONIOUS ASSAULT CRIME RATE BY COUNTY

OBS	COUNTY	FELASS	CRIME RAPE	POP
1	WEBSTER	0	0.00000	10530
2	GILMER	0	0.00000	7547
3	PLEASANTS	1	0.13157	7600
4	MORGAN	2	0.15540	12869
5	TYLER	2	0.16958	11793
6	WIRT	1	0.18744	5335
7	PRESTON	7	0.23611	29647
8	RANDOLPH	7	0.24689	28347
9	GRANT	3	0.27918	10745
10	DODDRIDGE	2	0.27944	7157
11	WETZEL	5	0.28705	17416
12	MASON	8	0.31880	25090
13	POCAHONTAS	3	0.33073	9069
14	JACKSON	9	0.34227	26292
15	BARBOUR	6	0.37704	15913
16	ROANE	6	0.39414	15221
17	GREENBRIER	17	0.49249	34511
18	PENDLETON	4	0.49612	8062
19	MONROE	7	0.51268	13653
20	HAMPSHIRE	11	0.62513	17596
21	LEWIS	11	0.63140	17421
22	TUCKER	5	0.63950	7818
23	UPSHUR	15	0.64665	23194
24	RITCHIE	7	0.68831	10169
25	SUMMERS	10	0.70190	14246
26	MARSHALL	27	0.71739	37623
27	PUTNAM	32	0.71808	44552
28	NICHOLAS	21	0.77238	27184
29	MINERAL	21	0.77301	27163
30	BRAXTON	11	0.83457	13180
31	WYOMING	25	0.84900	29444
32	LOGAN	37	0.85433	43297
33	HARRISON	67	0.94939	70539
34	MCDOWELL	33	0.96063	34350
35	WAYNE	38	1.00282	37892
36	TAYLOR	16	1.05008	15236
37	WOOD	98	1.11132	88119
38	MARION	65	1.12125	57958
39	MONONGALIA	96	1.22976	78055
40	JEFFERSON	47	1.23986	37900
41	CALHOUN	10	1.25140	7991
42	FAYETTE	62	1.26666	48942
43	CLAY	13	1.28622	10107
44	HARDY	15	1.32045	11359
45	MINGO	46	1.35930	33839
46	HANCOCK	58	1.48886	38943
47	BROOKE	38	1.62374	23401
48	CABELL	181	1.78285	101499
49	KANAWHA	414	1.96650	210118
50	LINCOLN	43	1.96854	21840
51	MERCER	131	1.99775	65532
52	OHIO	155	3.06745	50521
53	BERKELEY	223	3.51002	63530
54	BOONE	102	3.81990	26699
55	RALEIGH	413	5.29466	77946

\*Crime Rate Calculated per 1,000 population.



1994 FELONIOUS ASSAULT CRIME RATE IN CLASS I CITIES

OBS	AGID	FELASS	CRIME RATE	POP
1	HUNTINGTON	152	2.78920	54481
2	CHARLESTON	327	5.68653	57493

\*Class I Cities are in excess of 50,000 population.  
 \*Crime Rate Calculated per 1,000 population.

1994 FELONIOUS ASSAULT CRIME RATE IN CLASS II CITIES

OBS	AGID	FELASS	CRIME RATE	POP
1	ST. ALBANS	0	0.00000	11032
2	VIENNA	2	0.18102	11048
3	CLARKSBURG	8	0.44248	18078
4	MOUNDSVILLE	6	0.55026	10903
5	SOUTH CHARLESTON	13	0.94861	13704
6	PARKERSBURG	49	1.44550	33891
7	MARTINSBURG	25	1.68600	14827
8	WEIRTON	54	2.44998	22038
9	BLUEFIELD	33	2.57169	12832
10	FAIRMONT	54	2.62926	20534
11	MORGANTOWN	77	2.86517	26870
12	WHEELING	139	4.03378	34458
13	BECKLEY	167	9.15494	18239

\*Class II Cities are 10,000 to 49,999 in population.  
 \*Crime Rate Calculated per 1,000 population.

1994 FELONIOUS ASSAULT CRIME RATE IN CLASS III CITIES

OBS	AGID	FELASS	CRIME RATE	POP
1	BETHLEHEM	0	0.0000	2623
2	SALEM	0	0.0000	2246
3	MULLENS	0	0.0000	2070
4	ST. MARYS	0	0.0000	2149
5	01201	0	0.0000	2455
6	WILLIAMSTOWN	0	0.0000	2890
7	MONTGOMERY	0	0.0000	2206
8	CEREDO	0	0.0000	2008
9	WELLSBURG	0	0.0000	3370
10	SUMMERSVILLE	0	0.0000	2999
11	KEYSER	0	0.0000	5909
12	BARBOURSVILLE	0	0.0000	2847
13	SHINNSTON	0	0.0000	2591
14	NITRO	0	0.0000	6893
15	MILTON	0	0.0000	2231
16	FAYETTEVILLE	0	0.0000	2215
17	DUNBAR	1	0.1155	8654
18	ELKINS	1	0.1309	7638
19	WESTOVER	1	0.2387	4190
20	KENOVA	1	0.2669	3746
21	KINGWOOD	1	0.3043	3286
22	BUCKHANNON	2	0.3362	5949
23	CHESTER	1	0.3407	2935
24	PADEN CITY	1	0.3562	2807
25	RICHWOOD	1	0.3634	2752
26	NEW MARTINSVILLE	3	0.4421	6786
27	MCMECHEN	1	0.4808	2080
28	01401	1	0.4826	2072
29	BRIDGEPORT	4	0.5820	6872
30	MADISON	2	0.6349	3150

**1994 FELONIOUS ASSAULT CRIME RATE IN CLASS III CITIES**

<b>OBS</b>	<b>AGID</b>	<b>FELASS</b>	<b>CRIME RATE</b>	<b>POP</b>
31	PHILIPPI	2	0.6429	3111
32	RIPLEY	2	0.6477	3088
33	RAVENSWOOD	3	0.7184	4176
34	WILLIAMSON	3	0.7335	4090
35	PT. PLEASANT	4	0.8168	4897
36	SPENCER	2	0.8647	2313
37	MANNINGTON	2	0.9195	2175
38	WHITE SULPHUR SPRINGS	3	1.0680	2809
39	HURRICANE	6	1.2079	4967
40	LOGAN	3	1.3489	2224
41	WELCH	4	1.3527	2957
42	RANSON	4	1.3850	2888
43	LEWISBURG	6	1.5588	3849
44	WESTON	8	1.6038	4988
45	HINTON	8	2.2798	3509
46	GRAFTON	15	2.6895	5577
47	OAK HILL	25	3.6547	6840
48	PRINCETON	27	3.7552	7190
49	MOOREFIELD	10	4.5495	2198
50	CHARLES TOWN	17	5.1343	3311
51	FOLLANSBEE	34	10.3091	3298

\*Class III Cities are 2,000 to 9,999 in population.

\*Crime Rate Calculated per 1,000 population.

I, II, and III City Populations provided by the United States Census Bureau.

# BREAKING AND ENTERING

---

## DEFINITION

*Under this Program, Breaking and Entering is defined as an unlawful entry or attempted forcible entry of any structure to commit a felony or larceny.*

*Data collection for this offense is further categorized as to forcible entries, unlawful entries (where no force is used), and attempted entries.*

*As with other non-violent crimes, the motive of personal gain coupled with the element of opportunity, results in the commission of this offense by both the amateur and the professional perpetrator. Only the absence of confrontation and the use of force separate this crime from Robbery of the violent crime group. However, detection during commission manytimes results in confrontation of the victim by the perpetrator demonstrating why this offense is considered the most serious of the non-violent crime group.*

*The volume of this offense presents the police with a serious enforcement problem made more difficult in many areas by the lack of sufficient personnel to act as a deterrent and to provide successful solutions to these crimes.*

---

## BREAKING AND ENTERING SUMMARY 1994

- A total of 10,633 Breaking and Entering offenses were reported for 1994.
- Breaking and Entering comprised 25.3 percent of the total for the Non-Violent Crime category and 23.5 percent of the total Crime Index Offenses.
- August recorded the highest number of Breaking and Entering with 983 offenses.
- There were 585.2 Breaking and Entering per 100,000 population in West Virginia.
- Breaking and Entering of residences accounted for 6,281 (58.9 %) of the total offenses; 5,172 (48.5%) of the total offenses were at night.
- The total dollar value for Breaking and Entering offenses was \$10,476,995, an average of \$983 for each offense.
- A total of 1,561 Breaking and Entering were cleared by arrest or exceptional clearance, a clearance rate of 14.6 percent. Adults were involved in 1,220 of the clearances.
- There were 1,604 persons arrested for Breaking and Entering offenses; 1,486 of those arrested were males, 515 were under 18, and 1,485 were white.

---

## BREAKING AND ENTERING BY TYPE OF ENTRY JANUARY - DECEMBER 1994

---

TYPE OF ENTRY	NUMBER OF OFFENSES	PERCENT DISTRIBUTION
FORCIBLE ENTRY	7,942	74.5 %
UNLAWFUL ENTRY - NO FORCE	2,159	20.5 %
ATTEMPTED FORCIBLE ENTRY	562	5.3 %

---

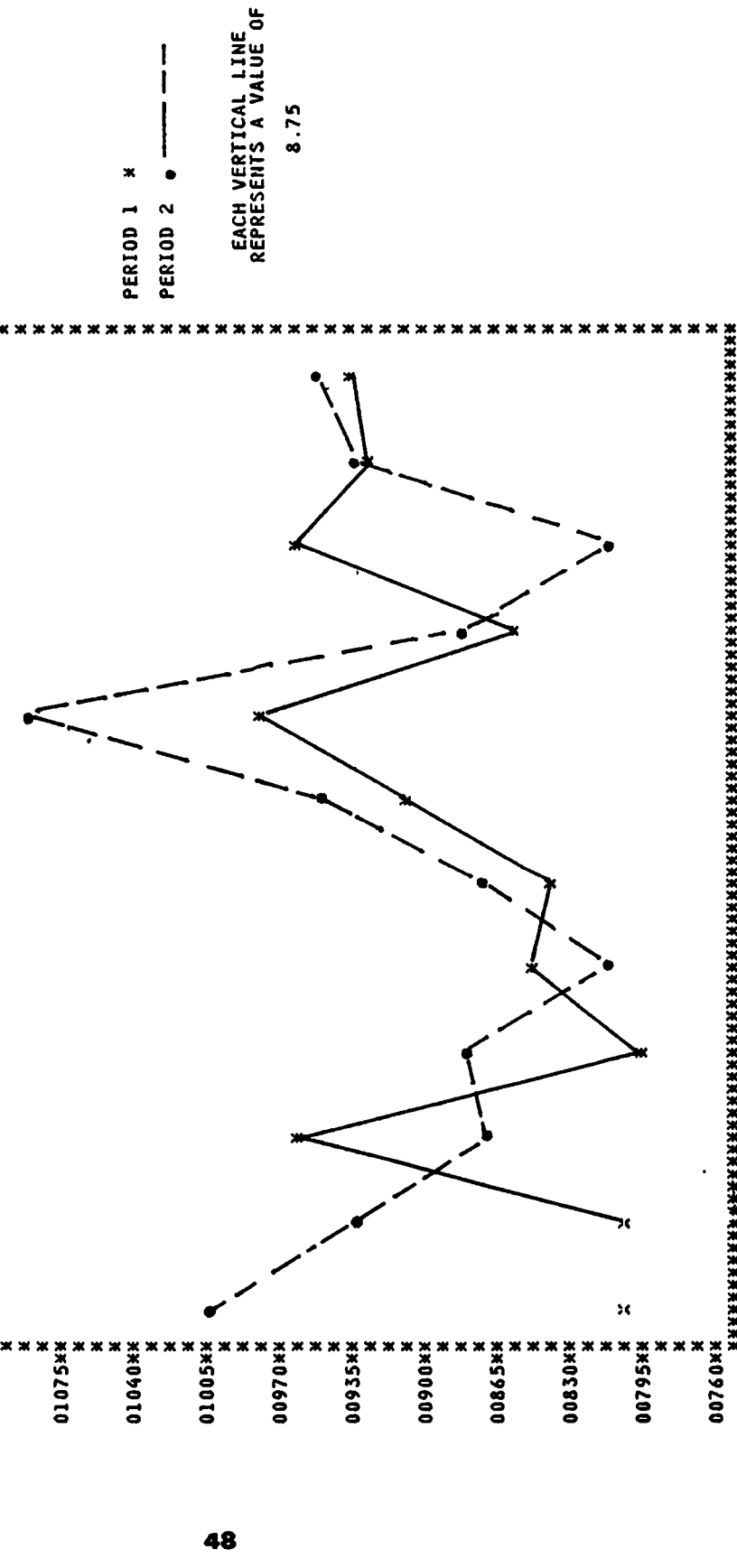
# BREAKING AND ENTERING

January - December  
1994, 1993

```

*****
NUMBERS OF OFFENSES BY MONTH
*****
JAN * FEB * MAR * APR * MAY * JUN * JUL * AUG * SEP * OCT * NOV * DEC * TOT * (1,000)*ADULT * JUV *
* 805 * 806 * 966 * 801 * 856 * 841 * 909 * 983 * 859 * 964 * 931 * 942 * 10663 * 5.76 * 1220 * 341 *
* 1010 * 766 * 874 * 887 * 814 * 878 * 954 * 1100 * 890 * 820 * 942 * 959 * 10894 * 5.88 * 1033 * 343 *
PERIOD 1 94 * 40+ * 92+ * 86- * 42+ * 37- * 45- * 117- * 31- * 144+ * 11- * 17- * 231- * .12- * 187+ * 2- *
NUMERICAL CHANGE * 20.3- * 5.2+ * 10.5+ * 9.7- * 5.2+ * 4.2- * 4.7- * 10.6- * 3.5- * 17.6+ * 1.2- * 1.8- * 2.1- * 2.0- * 18.1+ * .6- *
PERCENT CHANGE * 01110 *
*****

```



### 1994 B AND E CRIME RATE BY COUNTY

OBS	COUNTY	BE	CRIME RATE	POP
1	WEBSTER	15	1.4244	10530
2	MCDOWELL	72	2.0959	34350
3	RITCHIE	22	2.1633	10169
4	BROOKE	52	2.2220	23401
5	TAYLOR	37	2.4283	15236
6	TYLER	35	2.9676	11793
7	GILMER	24	3.1800	7547
8	PLEASANTS	25	3.2892	7600
9	UPSHUR	79	3.4057	23194
10	BRAXTON	45	3.4141	13180
11	WYOMING	103	3.4979	29444
12	PRESTON	106	3.5754	29647
13	WETZEL	63	3.6168	17416
14	HARRISON	260	3.6842	70539
15	RANDOLPH	105	3.7033	28347
16	NICHOLAS	101	3.7148	27184
17	DODDRIDGE	27	3.7724	7157
18	MINGO	128	3.7824	33839
19	MONROE	52	3.8085	13653
20	CLAY	39	3.8587	10107
21	CALHOUN	31	3.8793	7991
22	MASON	98	3.9053	25090
23	JACKSON	103	3.9171	26292
24	HANCOCK	156	4.0045	38943
25	LEWIS	71	4.0754	17421
26	PUTNAM	192	4.3085	44552
27	TUCKER	34	4.3486	7818
28	GRANT	49	4.5599	10745
29	GREENBRIER	162	4.6931	34511
30	PENDLETON	38	4.7131	8062
31	LINCOLN	104	4.7611	21840
32	WOOD	421	4.7741	88119
33	BARBOUR	76	4.7758	15913
34	LOGAN	217	5.0105	43297
35	FAYETTE	247	5.0462	48942
36	WAYNE	193	5.0933	37892
37	MARION	296	5.1060	57958
38	RALEIGH	417	5.3459	77946
39	MARSHALL	204	5.4203	37623
40	MINERAL	148	5.4479	27163
41	MERCER	365	5.5662	65532
42	BOONE	153	5.7298	26699
43	ROANE	91	5.9778	15221
44	WIRT	32	5.9981	5335
45	POCAHONTAS	55	6.0643	9069
46	OHIO	334	6.6099	50521
47	HAMPSHIRE	118	6.7059	17596
48	JEFFERSON	260	6.8588	37900
49	HARDY	78	6.8663	11359
50	MONONGALIA	548	7.0199	78055
51	MORGAN	108	8.3916	12869
52	BERKELEY	546	8.5940	63530
53	SUMMERS	126	8.8439	14246
54	KANAWHA	2096	9.9560	210118
55	CABELL	1106	10.8941	101499

\*Crime Rate Calculated per 1,000 population.

1994 B AND E CRIME RATE IN CLASS I CITIES

OBS	AGID	BE	CRIME RATE	POP
1	HUNTINGTON	785	14.4047	54481
2	CHARLESTON	1194	20.7637	57493

\*Class I Cities are in excess of 50,000 population.  
 \*Crime Rate Calculated per 1,000 population.

1994 B AND E CRIME RATE IN CLASS II CITIES

OBS	AGID	BE	CRIME RATE	POP
1	VIENNA	19	1.7197	11048
2	CLARKSBURG	78	4.3142	18078
3	SOUTH CHARLESTON	62	4.5241	13704
4	WEIRTON	116	5.2629	22038
5	BECKLEY	121	6.6332	18239
6	FAIRMONT	157	7.6443	20534
7	WHEELING	282	8.1836	34458
8	BLUEFIELD	115	8.9619	12832
9	PARKERSBURG	307	9.0565	33891
10	MORGANTOWN	259	9.6374	26870
11	ST. ALBANS	108	9.7891	11032
12	MOUNDSVILLE	117	10.7301	10903
13	MARTINSBURG	169	11.3974	14827

\*Class II Cities are 10,000 to 49,999 in population.  
 \*Crime Rate Calculated per 1,000 population.

1994 B AND E CRIME RATE IN CLASS III CITIES

OBS	AGID	BE	CRIME RATE	POP
1	WILLIAMSTOWN	2	0.6920	2890
2	PADEN CITY	2	0.7125	2807
3	RICHWOOD	2	0.7267	2752
4	SHINNSTON	2	0.7719	2591
5	SALEM	3	1.3357	2246
6	LOGAN	3	1.3489	2224
7	FAYETTEVILLE	3	1.3544	2215
8	MCMECHEN	3	1.4423	2080
9	FOLLANSBEE	5	1.5160	3298
10	MULLENS	4	1.9324	2070
11	CEREDO	4	1.9920	2008
12	RAVENSWOOD	9	2.1551	4176
13	MILTON	5	2.2411	2231
14	PHILIPPI	7	2.2501	3111
15	MANNINGTON	6	2.7586	2175
16	ST. MARYS	6	2.7920	2149
17	BRIDGEPORT	20	2.9102	6872
18	HURRICANE	16	3.2211	4967
19	LEWISBURG	13	3.3774	3849
20	GRAFTON	19	3.4067	5577
21	WESTON	17	3.4082	4988
22	SPENCER	8	3.4586	2313
23	MADISON	12	3.8095	3150
24	WELLSBURG	13	3.8575	3370
25	SUMMERSVILLE	12	4.0013	2999
26	BETHLEHEM	11	4.1936	2623
27	WELCH	13	4.3963	2957
28	01201	12	4.8880	2455
29	WILLIAMSON	20	4.8898	4090
30	NEW MARTINSVILLE	34	5.0102	6786

**1994 B AND E CRIME RATE IN CLASS III CITIES**

OBS	AGID	BE	CRIME RATE	POP
31	PT. PLEASANT	25	5.1050	4897
32	BARBOURSVILLE	15	5.2686	2847
33	01401	11	5.3088	2072
34	KEYSER	32	5.4154	5909
35	NITRO	39	5.6577	6893
36	RIPLEY	19	6.1528	3088
37	DUNBAR	55	6.3552	8654
38	BUCKHANNON	40	6.7236	5949
39	MONTGOMERY	15	6.7995	2206
40	CHESTER	20	6.8142	2935
41	PRINCETON	49	6.8149	7190
42	ELKINS	57	7.4624	7638
43	WESTOVER	33	7.8758	4190
44	WHITE SULPHUR SPRINGS	23	8.1878	2809
45	KENOVA	33	8.8093	3746
46	KINGWOOD	31	9.4339	3286
47	OAK HILL	66	9.6485	6840
48	RANSON	30	10.3878	2888
49	MOOREFIELD	25	11.3737	2198
50	HINTON	46	13.1091	3509
51	CHARLES TOWN	49	14.7990	3311

\*Class III Cities are 2,000 to 9,999 in population.

\*Crime Rate Calculated per 1,000 population.

I, II, and III City Populations provided by the United States Census Bureau.

# BREAKING AND ENTERING

January - December  
1994, 1993

CLASSIFICATION	PERCENT OF CHANGE	NUMBER OF OFFENSES	PERCENT OF DISTRIBUTION	TOTAL VALUES (DOLLARS)	AVERAGE VALUES (DOLLARS)
RESIDENCE					
	1994	6,551	61.44	\$6,231,683	\$951
	1993	6,580	60.42	\$6,656,922	\$1,012
	PERCENT OF CHANGE	.44-	1.69+	6.39-	6.03-
NIGHT					
	1994	2,585	24.24	\$2,221,866	\$860
	1993	2,838	26.06	\$2,699,504	\$951
	PERCENT OF CHANGE	8.91-	6.98-	17.69-	9.57-
DAY					
	1994	1,856	17.41	\$1,817,504	\$979
	1993	1,787	16.41	\$1,986,946	\$1,112
	PERCENT OF CHANGE	3.86+	6.09+	8.53-	11.96-
UNKNOWN					
	1994	2,110	19.79	\$2,192,313	\$1,039
	1993	1,955	17.95	\$1,970,472	\$1,008
	PERCENT OF CHANGE	7.93+	10.25+	11.26+	3.08+
NONRESIDENCE					
	1994	4,112	38.56	\$4,245,272	\$1,032
	1993	4,311	39.58	\$4,087,183	\$948
	PERCENT OF CHANGE	4.62-	2.58-	3.87+	8.86+
NIGHT					
	1994	2,587	24.26	\$2,546,438	\$984
	1993	2,805	25.76	\$2,653,874	\$946
	PERCENT OF CHANGE	7.77-	5.82-	4.05-	4.02+
DAY					
	1994	454	4.26	\$442,784	\$975
	1993	374	3.43	\$349,903	\$936
	PERCENT OF CHANGE	21.39+	24.20+	26.54+	4.17+
UNKNOWN					
	1994	1,071	10.04	\$1,256,050	\$1,173
	1993	1,132	10.39	\$1,083,406	\$957
	PERCENT OF CHANGE	5.39-	3.37-	15.94+	22.57+
TOTAL					
	1994	10,663	100.00	\$10,476,955	\$983
	1993	10,891	100.00	\$10,744,105	\$987
	PERCENT OF CHANGE	2.09-		2.49-	.41-



# LARCENY THEFT

---

## DEFINITION

*Larceny Theft is the unlawful taking or stealing of articles of value without the use of force, violence or fraud. It includes crimes such as shoplifting, pocket-picking, purse-snatching, thefts from autos, and the theft of auto parts and accessories. Motor Vehicle Theft is excluded from this category for crime reporting purposes, inasmuch as it is a separate Crime Index Offense.*

*Larceny offenses cleared by police are dramatically affected by the nature of the crime. As with other Non-Violent Crimes, opportunity and stealth, working in favor of the perpetrator and against police detection, reduce solutions for this offense.*

*As with other offenses against property, Larceny is primarily a crime of opportunity. Types of larceny will differ in volume depending upon the opportunity for theft offered in a given area.*

*When the average value is applied to the reported crimes in this category, the dollar loss to victims was \$426. It is true that a portion of goods stolen was recovered and returned to the victims, but the relatively low percentage of crimes cleared by arrest, and the lack of specific identification characteristics on such property indicates these recoveries will not materially reduce the overall loss. In addition, many offenses in this category, particularly where the value of goods is small, never come to police attention.*

---

## LARCENY THEFT SUMMARY

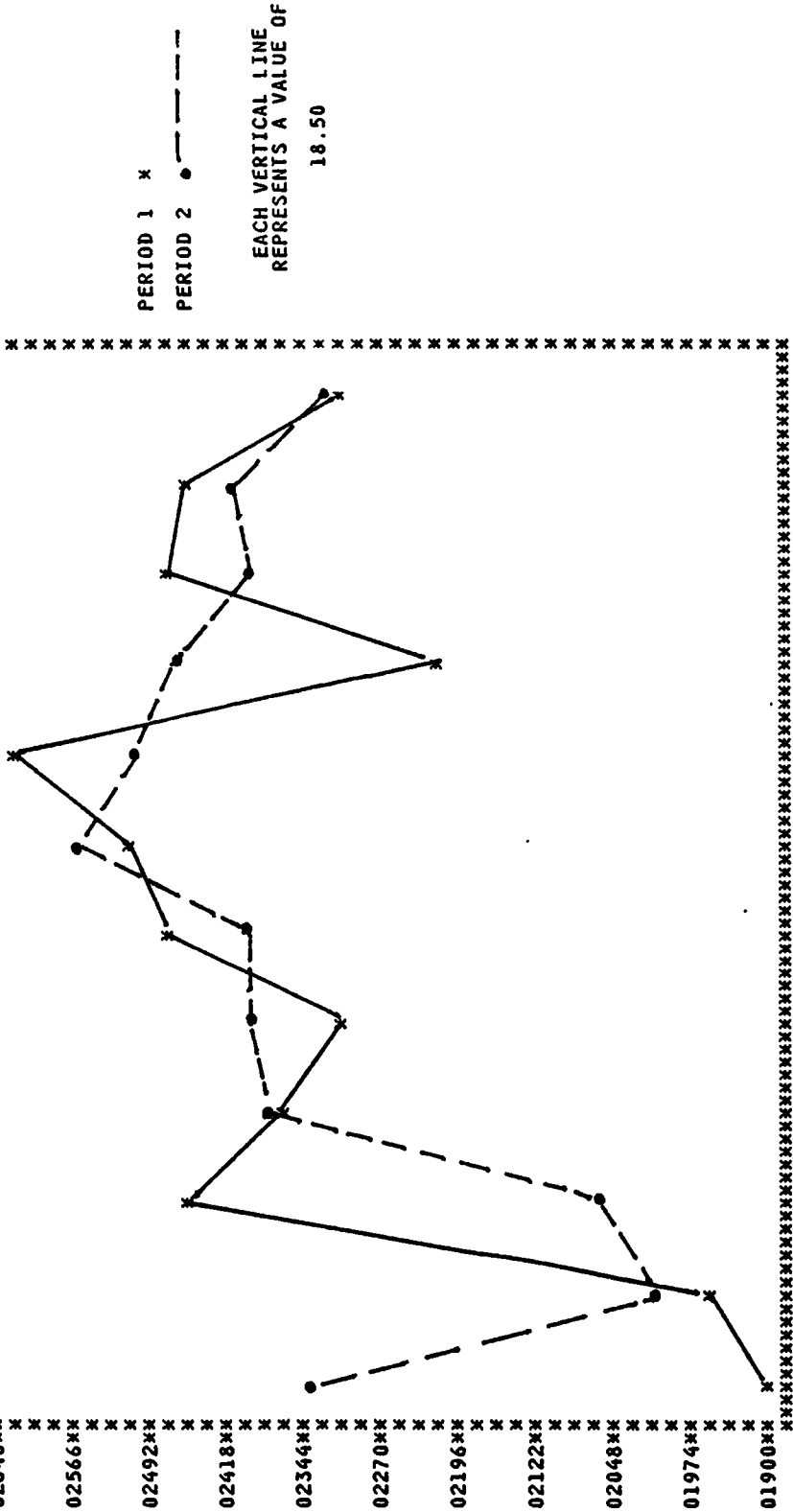
1994

- A total of 28,148 Larceny Theft offenses were reported for 1994.
- Larceny Theft comprised 66.9 percent of the total for the Non-Violent Crime category and 62.1 percent of the total Crime Index Offenses.
- August recorded the highest number of Larcenies with 2,639 offenses.
- There were 1,544.9 Larceny Thefts per 100,000 population in West Virginia.
- Larceny Thefts from automobiles accounted for 7,500 (30.1 %) of the total offenses.
- The total dollar value for Larceny Theft offenses was \$ 11,997,182, an average of \$ 426 for each offense; of the total offenses 10,811 were \$200 and over in value.
- A total of 5,328 Larceny Thefts were cleared by arrest or exceptional clearance, a clearance rate of 18.9 percent. Adults were involved in 4,044 of the clearances.
- There were 5,548 persons arrested for Larceny Theft offenses; 3,789 of those arrested were males, 1,595 were under 18, and 4,758 were white.

# LARCENY/THEFT

January - December  
1994, 1993

PERIOD	NUMERICAL CHANGE	PERCENT CHANGE	JAN	FEB	MAR	APR	MAY	JUN	JUL	AUG	SEP	OCT	NOV	DEC	TOT	CRIME RATE	OFF CLEARED
1994	1901	2.9	1963	2021	2070	2316	2471	2485	2515	2639	2227	2479	2464	2320	28148	15.20	4044
1993	2358	457	2070	2395	2415	2407	2572	2515	2475	2415	2429	2415	2429	2341	28413	15.34	4267
PERCENT CHANGE	19.4	2.9	58	19.4	1.1	4.1	99	78	57	124	248	64	35	21	265	.14	223
PERCENT CHANGE	19.4	2.9	1.1	4.1	3.2	2.2	4.9	10.0	2.7	1.4	.9	.9	.9	.9	5.2	.3	.3



### 1994 LARCENY/THEFT CRIME RATE BY COUNTY

OBS	COUNTY	LARCENY	CRIME RATE	POP
1	RITCHIE	15	1.4749	10169
2	WEBSTER	20	1.8992	10530
3	POCAHONTAS	21	2.3155	9069
4	CALHOUN	19	2.3777	7991
5	MONROE	36	2.6366	13653
6	MCDOWELL	99	2.8819	34350
7	DODDRIDGE	25	3.4930	7157
8	PLEASANTS	28	3.6840	7600
9	SUMMERS	54	3.7903	14246
10	GRANT	42	3.9085	10745
11	CLAY	41	4.0565	10107
12	BARBOUR	65	4.0846	15913
13	WIRT	24	4.4986	5335
14	PRESTON	146	4.9246	29647
15	LINCOLN	114	5.2189	21840
16	PENDLETON	46	5.7054	8062
17	BRAXTON	77	5.8420	13180
18	HAMPSHIRE	106	6.0240	17596
19	WETZEL	105	6.0280	17416
20	BOONE	169	6.3290	26699
21	HARDY	72	6.3382	11359
22	ROANE	97	6.3719	15221
23	GREENBRIER	220	6.3734	34511
24	MINGO	216	6.3828	33839
25	TYLER	81	6.8680	11793
26	WYOMING	205	6.9618	29444
27	BROOKE	168	7.1786	23401
28	GILMER	57	7.5525	7547
29	TAYLOR	116	7.6131	15236
30	JACKSON	208	7.9102	26292
31	WAYNE	308	8.1281	37892
32	MASON	210	8.3685	25090
33	TUCKER	68	8.6972	7818
34	LEWIS	153	8.7822	17421
35	MORGAN	122	9.4794	12869
36	NICHOLAS	273	10.0409	27184
37	MINERAL	280	10.3068	27163
38	LOGAN	467	10.7830	43297
39	MERCER	753	11.4832	65532
40	MARSHALL	433	11.5048	37623
41	RANDOLPH	337	11.8860	28347
42	HANCOCK	477	12.2446	38943
43	PUTNAM	556	12.4766	44552
44	HARRISON	901	12.7672	70539
45	FAYETTE	648	13.2386	48942
46	UPSHUR	309	13.3210	23194
47	MARION	780	13.4550	57958
48	JEFFERSON	636	16.7777	37900
49	OHIO	900	17.8110	50521
50	WOOD	1571	17.8151	88119
51	MONONGALIA	2037	26.0940	78055
52	RALEIGH	2052	26.3066	77946
53	BERKELEY	1782	28.0487	63530
54	KANAWHA	6172	29.3170	210118
55	CABELL	3231	31.8253	101499

\*Crime Rate Calculated per 1,000 population.

1994 LARCENY THEFT CRIME RATE IN CLASS I CITIES

OBS	AGID	LARCENY	CRIME RATE	POP
1	HUNTINGTON	2150	39.4525	54481
2	CHARLESTON	4070	70.7773	57493

\*Class I Cities are in excess of 50,000 population.  
 \*Crime Rate Calculated per 1,000 population.

1994 LARCENY THEFT CRIME RATE IN CLASS II CITIES

OBS	AGID	LARCENY	CRIME RATE	POP
1	BLUEFIELD	181	14.1053	12832
2	WEIRTON	318	14.4277	22038
3	CLARKSBURG	354	19.5797	18078
4	WHEELING	764	22.1713	34458
5	ST. ALBANS	253	22.9319	11032
6	SOUTH CHARLESTON	323	23.5693	13704
7	MOUNDSVILLE	260	23.8446	10903
8	PARKERSBURG	932	27.4940	33891
9	FAIRMONT	604	29.4088	20534
10	VIENNA	336	30.4114	11048
11	MORGANTOWN	981	36.5030	26870
12	BECKLEY	1064	58.3285	18239
13	MARTINSBURG	947	63.8657	14827

\*Class II Cities are 10,000 to 49,999 in population.  
 \*Crime Rate Calculated per 1,000 population.

1994 LARCENY THEFT CRIME RATE IN CLASS III CITIES

OBS	AGID	LARCENY	CRIME RATE	POP
1	BETHLEHEM	0	0.000	2623
2	RICHWOOD	2	0.727	2752
3	LOGAN	4	1.799	2224
4	SALEM	6	2.671	2246
5	RAVENSWOOD	14	3.352	4176
6	HINTON	12	3.420	3509
7	FAYETTEVILLE	8	3.612	2215
8	MADISON	15	4.762	3150
9	MANNINGTON	12	5.517	2175
10	WHITE SULPHUR SPRINGS	17	6.052	2809
11	01201	15	6.110	2455
12	LEWISBURG	24	6.235	3849
13	MILTON	15	6.723	2231
14	SHINNSTON	18	6.947	2591
15	MULLENS	15	7.246	2070
16	ST. MARYS	17	7.911	2149
17	MONTGOMERY	19	8.613	2206
18	MCMECHEN	19	9.134	2080
19	WESTON	53	10.625	4988
20	PHILIPPI	36	11.572	3111
21	NEW MARTINSVILLE	81	11.936	6786
22	KINGWOOD	40	12.173	3286
23	WELLSBURG	45	13.353	3370
24	WILLIAMSON	58	14.180	4090
25	WELCH	45	15.218	2957
26	CHESTER	45	15.332	2935
27	01401	32	15.444	2072
28	WILLIAMSTOWN	45	15.571	2890
29	NITRO	115	16.683	6893
30	SPENCER	39	16.861	2313

**1994 LARCENY THEFT CRIME RATE IN CLASS III CITIES**

<b>OBS</b>	<b>AGID</b>	<b>BE</b>	<b>CRIME RATE</b>	<b>POP</b>
31	FOLLANSBEE	57	17.283	3298
32	GRAFTON	98	17.571	5577
33	HURRICANE	90	18.119	4967
34	MOOREFIELD	41	18.653	2198
35	PT. PLEASANT	104	21.237	4897
36	PADEN CITY	62	22.087	2807
37	SUMMERSVILLE	70	23.341	2999
38	ELKINS	213	27.886	7638
39	KENOVA	109	29.098	3746
40	CEREDO	59	29.382	2008
41	RIPLEY	96	31.088	3088
42	KEYSER	190	32.154	5909
43	BUCKHANNON	212	35.635	5949
44	BRIDGEPORT	248	36.086	6872
45	DUNBAR	313	36.167	8654
46	WESTOVER	152	36.276	4190
47	CHARLES TOWN	127	38.357	3311
48	OAK HILL	267	39.033	6840
49	RANSON	121	41.897	2888
50	PRINCETON	323	44.923	7190
51	BARBOURSVILLE	346	121.529	2847

\*Class III Cities are 2,000 to 9,999 in population.

\*Crime Rate Calculated per 1,000 population.

I, II, and III City Populations provided by the United States Census Bureau.

# LARCENY/THEFT

January - December  
1994, 1993

CLASSIFICATION	PERCENT OF CHANGE	NUMBER OF OFFENSES	PERCENT OF DISTRIBUTION	TOTAL VALUES (DOLLARS)	AVERAGE VALUES (DOLLARS)
POCKET-PICKETING	1994	126	.45	\$29,509	\$237
	1993	120	.42	\$29,725	\$248
	PERCENT OF CHANGE	5.00+	7.14+	.28+	4.44-
PURSE-SNATCHING	1994	311	1.10	\$112,003	\$360
	1993	234	.82	\$51,081	\$218
	PERCENT OF CHANGE	32.91+	34.15+	119.27+	65.14+
CARGO THEFTS	1994	113	.40	\$296,278	\$2,622
	1993	111	.39	\$230,917	\$2,080
	PERCENT OF CHANGE	1.80+	2.56+	28.30+	26.06+
SHOPLIFTING	1994	4,769	16.94	\$287,595	\$60
	1993	5,020	17.67	\$307,388	\$61
	PERCENT OF CHANGE	5.00-	4.13-	6.44-	1.64-
FROM AUTOS	1994	7,500	26.64	\$3,341,541	\$446
	1993	7,642	26.90	\$3,186,862	\$417
	PERCENT OF CHANGE	1.86-	.97-	4.85+	6.95+
AUTO PARTS AND ACCESSORIES	1994	2,412	8.57	\$631,143	\$262
	1993	2,335	8.22	\$682,573	\$292
	PERCENT OF CHANGE	3.30+	4.26+	7.53-	10.27-
BICYCLES	1994	1,402	4.98	\$327,987	\$234
	1993	1,388	4.89	\$267,465	\$193
	PERCENT OF CHANGE	1.01+	1.84+	22.63+	21.24+
FROM BUILDINGS	1994	3,646	12.95	\$2,488,311	\$682
	1993	3,695	13.01	\$2,289,067	\$620
	PERCENT OF CHANGE	1.33-	.46-	8.70+	10.00+
COIN OPERATED MACHINES	1994	299	1.06	\$64,810	\$217
	1993	255	.90	\$63,031	\$247
	PERCENT OF CHANGE	17.25+	17.78+	2.82+	12.15-
LIVE STOCK	1994	58	.21	\$27,952	\$482
	1993	75	.26	\$44,227	\$590
	PERCENT OF CHANGE	22.67-	19.23-	36.80-	18.31-
ALL OTHER	1994	7,512	26.69	\$4,389,753	\$584
	1993	7,556	26.52	\$4,208,026	\$559
	PERCENT OF CHANGE	.29-	.64+	4.32+	4.47+
TOTAL	1994	28,148	100.00	\$11,997,182	\$426
	1993	28,409	100.00	\$11,360,362	\$400
	PERCENT OF CHANGE	.92-		5.61+	6.50+

# MOTOR VEHICLE THEFT

---

## DEFINITION

*In Uniform Crime Reporting, Motor Vehicle Theft includes all thefts of a motor vehicle. This includes all vehicles which can be registered as a motor vehicle in this State. This definition excludes taking a motor vehicle for temporary use, such as family situation or unauthorized use by others having lawful access to the vehicle, such as chauffeurs, etc.*

*The crime of Motor Vehicle Theft has been labeled primarily as a crime of opportunity. The youthful offender finds the motor vehicle easily accessible for transportation for any purpose. The remaining thefts are mainly for the purpose of resale, theft of parts and for use in committing other crimes.*

---

## MOTOR VEHICLE THEFT SUMMARY 1994

- A total of 3,271 Motor Vehicle Theft offenses were reported in 1994.
- Motor Vehicle Theft comprised 7.8 percent of the total for the Non-Violent Crime category and 7.2 percent of the total Crime Index Offenses.
- May recorded the highest number of Motor Vehicle Thefts with 302 offenses.
- There were 179.5 Motor Vehicle Thefts per 100,000 population in West Virginia.
- The total dollar value for Motor Vehicle Theft offenses was \$ 18,670,968, an average of \$ 5,708 for each offense.
- A total of 538 Motor Vehicle Thefts were cleared by arrest or exceptional clearance, a clearance rate of 16.4 percent.
- Adults were involved in 364 of the clearances.
- There were 483 persons arrested for Motor Vehicle Theft offenses; 425 of those arrested were males, 224 were under 18, and 416 were white.

---

## MOTOR VEHICLE THEFT BY TYPE OF MOTOR VEHICLE JANUARY - DECEMBER 1994

---

TYPE OF MOTOR VEHICLE	NUMBER OF OFFENSES	PERCENT DISTRIBUTION
AUTO	2,024	61.8 %
TRUCKS & BUSES	791	24.2 %
OTHER VEHICLES	456	13.9 %

---





1994 MOTOR VEHICLE THEFT CRIME RATE BY COUNTY

OBS	COUNTY	MOTORVEH	CRIME RATE	POP
1	PLEASANTS	0	0.00000	7600
2	TUCKER	0	0.00000	7818
3	SUMMERS	2	0.14038	14246
4	DODDRIDGE	2	0.27944	7157
5	MONROE	4	0.29296	13653
6	RITCHIE	3	0.29499	10169
7	HARDY	4	0.35212	11359
8	WIRT	2	0.37488	5335
9	TYLER	5	0.42395	11793
10	POCAHONTAS	4	0.44104	9069
11	CLAY	5	0.49470	10107
12	GRANT	6	0.55836	10745
13	BROOKE	14	0.59822	23401
14	BRAXTON	8	0.60696	13180
15	PENDLETON	5	0.62015	8062
16	CALHOUN	5	0.62570	7991
17	WEBSTER	7	0.66472	10530
18	GILMER	6	0.79500	7547
19	GREENBRIER	29	0.84013	34511
20	HARRISON	60	0.85020	70539
21	WETZEL	15	0.86115	17416
22	PUTNAM	39	0.87516	44552
23	UPSHUR	21	0.90531	23194
24	MCDOWELL	34	0.98974	34350
25	MARION	59	1.01775	57958
26	PRESTON	31	1.04563	29647
27	TAYLOR	16	1.05008	15236
28	RANDOLPH	30	1.05810	28347
29	MORGAN	14	1.08780	12869
30	WOOD	99	1.12266	88119
31	JEFFERSON	43	1.13434	37900
32	MINERAL	32	1.17792	27163
33	ROANE	18	1.18242	15221
34	HAMPSHIRE	21	1.19343	17596
35	JACKSON	32	1.21696	26292
36	BARBOUR	20	1.25680	15913
37	WYOMING	39	1.32444	29444
38	MASON	34	1.35490	25090
39	NICHOLAS	37	1.36086	27184
40	LEWIS	25	1.43500	17421
41	FAYETTE	71	1.45053	48942
42	WAYNE	61	1.60979	37892
43	HANCOCK	63	1.61721	38943
44	MERCER	109	1.66225	65532
45	MARSHALL	63	1.67391	37623
46	LINCOLN	39	1.78542	21840
47	BOONE	48	1.79760	26699
48	MINGO	63	1.86165	33839
49	OHIO	96	1.89984	50521
50	MONONGALIA	150	1.92150	78055
51	RALEIGH	190	2.43580	77946
52	CABELL	250	2.46250	101499
53	BERKELEY	162	2.54988	63530
54	LOGAN	128	2.95552	43297
55	KANAWHA	948	4.50300	210118

\*Crime Rate Calculated per 1,000 population.

1994 MOTOR VEHICLE THEFT CRIME RATE IN CLASS I CITIES

OBS	AGID	MOTORVEH	CRIME RATE	POP
1	HUNTINGTON	170	3.1195	54481
2	CHARLESTON	611	10.6253	57493

\*Class I Cities are in excess of 50,000 population.  
 \*Crime Rate Calculated per 1,000 population.

1994 MOTOR VEHICLE THEFT CRIME RATE IN CLASS II CITIES

OBS	AGID	MOTORVEH	CRIME RATE	POP
1	VIENNA	2	0.18102	11048
2	FAIRMONT	14	0.68166	20534
3	CLARKSBURG	20	1.10620	18078
4	BLUEFIELD	18	1.40274	12832
5	WEIRTON	31	1.40647	22038
6	MORGANTOWN	59	2.19539	26870
7	PARKERSBURG	81	2.38950	33891
8	WHEELING	86	2.49572	34458
9	SOUTH CHARLESTON	38	2.77286	13704
10	ST. ALBANS	33	2.99112	11032
11	MOUNDSVILLE	39	3.57669	10903
12	MARTINSBURG	55	3.70920	14827
13	BECKLEY	71	3.89222	18239

\*Class II Cities are 10,000 to 49,999 in population.  
 \*Crime Rate Calculated per 1,000 population.

1994 MOTOR VEHICLE THEFT CRIME RATE IN CLASS III CITIES

OBS	AGID	MOTORVEH	CRIME RATE	POP
1	BETHLEHEM	0	0.00000	2623
2	RICHWOOD	0	0.00000	2752
3	RAVENSWOOD	0	0.00000	4176
4	FAYETTEVILLE	0	0.00000	2215
5	SHINNSTON	0	0.00000	2591
6	ST. MARYS	0	0.00000	2149
7	MCMECHEN	0	0.00000	2080
8	WILLIAMSTOWN	0	0.00000	2890
9	HURRICANE	0	0.00000	4967
10	CEREDO	0	0.00000	2008
11	HINTON	1	0.28498	3509
12	KINGWOOD	1	0.30432	3286
13	PADEN CITY	1	0.35625	2807
14	01201	1	0.40733	2455
15	WHITE SULPHUR SPRINGS	2	0.71198	2809
16	WESTOVER	3	0.71598	4190
17	LEWISBURG	3	0.77940	3849
18	SALEM	2	0.89046	2246
19	MILTON	2	0.89644	2231
20	LOGAN	2	0.89928	2224
21	MONTGOMERY	2	0.90660	2206
22	PHILIPPI	3	0.96432	3111
23	01401	2	0.96524	2072
24	MULLENS	2	0.96618	2070
25	WILLIAMSON	4	0.97796	4090
26	NEW MARTINSVILLE	8	1.17888	6786
27	WESTON	6	1.20288	4988
28	FOLLANSBEE	4	1.21284	3298
29	CHESTER	4	1.36284	2935
30	MOOREFIELD	3	1.36485	2198

**1994 MOTOR VEHICLE THEFT CRIME RATE IN CLASS III CITIES**

OBS	AGID	BE	CRIME RATE	POP
31	WELLSBURG	5	1.48365	3370
32	MADISON	5	1.58730	3150
33	GRAFTON	9	1.61370	5577
34	KEYSER	11	1.86153	5909
35	BRIDGEPORT	13	1.89163	6872
36	OAK HILL	13	1.90047	6840
37	CHARLES TOWN	7	2.11414	3311
38	RIPLEY	7	2.26681	3088
39	MANNINGTON	5	2.29885	2175
40	ELKINS	18	2.35656	7638
41	KENOVA	9	2.40255	3746
42	BARBOURSVILLE	7	2.45868	2847
43	NITRO	17	2.46619	6893
44	PRINCETON	18	2.50344	7190
45	SPENCER	6	2.59398	2313
46	PT. PLEASANT	13	2.65460	4897
47	SUMMERSVILLE	8	2.66752	2999
48	BUCKHANNON	17	2.85753	5949
49	WELCH	10	3.38180	2957
50	DUNBAR	33	3.81315	8654
51	RANSON	14	4.84764	2888

\*Class III Cities are 2,000 to 9,999 in population.

\*Crime Rate Calculated per 1,000 population.

I, II, and III City Populations provided by the United States Census Bureau.



# 1994 REGIONAL CRIME DISTRIBUTION

<b>STATE TOTALS</b>	<b>REGIONS</b>			
<b>POPULATION</b>	<b>NORTHERN</b>	<b>SOUTHERN</b>	<b>EASTERN</b>	<b>WESTERN</b>
<b>1,822,000</b>	<b>494,206</b>	<b>422,944</b>	<b>284,995</b>	<b>620,755</b>
<b>% TOTAL</b>	<b>27.1%</b>	<b>23.2%</b>	<b>15.6%</b>	<b>34.1%</b>
<b>TOTAL OFFENSES</b>				
<b>46,008</b>	<b>10,229</b>	<b>8,704</b>	<b>6,475</b>	<b>20,600</b>
<b>% TOTAL</b>	<b>22.2%</b>	<b>18.9%</b>	<b>14.1%</b>	<b>44.8%</b>
<b>CRIME RATE 24.84</b>	<b>20.66</b>	<b>20.54</b>	<b>22.72</b>	<b>33.17</b>
<b>MURDER</b>				
<b>98</b>	<b>19</b>	<b>32</b>	<b>14</b>	<b>33</b>
<b>% TOTAL</b>	<b>19.4%</b>	<b>33.6%</b>	<b>14.3%</b>	<b>33.7%</b>
<b>CRIME RATE 0.05</b>	<b>0.04</b>	<b>0.08</b>	<b>0.05</b>	<b>0.05</b>
<b>RAPE</b>				
<b>370</b>	<b>99</b>	<b>41</b>	<b>47</b>	<b>33</b>
<b>% TOTAL</b>	<b>26.8%</b>	<b>11.1%</b>	<b>12.7%</b>	<b>33.7%</b>
<b>CRIME RATE 0.20</b>	<b>0.20</b>	<b>0.10</b>	<b>0.16</b>	<b>0.05</b>
<b>ROBBERY</b>				
<b>771</b>	<b>123</b>	<b>110</b>	<b>68</b>	<b>470</b>
<b>% TOTAL</b>	<b>16.0%</b>	<b>14.3%</b>	<b>8.8%</b>	<b>61.0%</b>
<b>CRIME RATE 0.42</b>	<b>0.25</b>	<b>0.26</b>	<b>0.24</b>	<b>0.76</b>
<b>FELONIOUS ASSAULT</b>				
<b>2,687</b>	<b>568</b>	<b>802</b>	<b>362</b>	<b>955</b>
<b>% TOTAL</b>	<b>21.1%</b>	<b>29.8%</b>	<b>13.5%</b>	<b>35.5%</b>
<b>CRIME RATE 1.45</b>	<b>1.15</b>	<b>1.89</b>	<b>1.27</b>	<b>1.54</b>
<b>BREAKING &amp; ENTERING</b>				
<b>10,663</b>	<b>2,305</b>	<b>1,990</b>	<b>1,709</b>	<b>4,659</b>
<b>% TOTAL</b>	<b>21.6%</b>	<b>18.7%</b>	<b>16.0%</b>	<b>43.7%</b>
<b>CRIME RATE 5.76</b>	<b>4.66</b>	<b>4.70</b>	<b>6.00</b>	<b>7.50</b>
<b>LARCENY THEFT</b>				
<b>28,148</b>	<b>6,499</b>	<b>5,023</b>	<b>3,906</b>	<b>12,720</b>
<b>% TOTAL</b>	<b>23.1%</b>	<b>17.8%</b>	<b>13.9%</b>	<b>45.2%</b>
<b>CRIME RATE 15.2</b>	<b>13.13</b>	<b>11.85</b>	<b>13.71</b>	<b>20.48</b>
<b>MOTOR VEHICLE THEFT</b>				
<b>3,271</b>	<b>616</b>	<b>706</b>	<b>369</b>	<b>1,580</b>
<b>% TOTAL</b>	<b>18.8%</b>	<b>21.6%</b>	<b>11.3%</b>	<b>48.3%</b>
<b>CRIME RATE 1.77</b>	<b>1.24</b>	<b>1.67</b>	<b>1.30</b>	<b>2.54</b>

# WEST VIRGINIA ARREST DATA

1994

The West Virginia Uniform Crime Reporting Program requires the monthly reporting of data concerning persons arrested in the state. A record of total arrest activity for criminal acts in both Part I and Part II classes is received from 239 county, state, and municipal law enforcement agencies and is analyzed and arranged according to age, sex and race of persons arrested. Traffic arrests, except Driving While Intoxicated, are not reported. A total of 59,847 arrests for Part I and Part II criminal offenses were reported during 1994. This was a decrease of 26 arrested under the 1993 figure of 59,873. Based on population estimates, there was a statewide rate of 32.85 arrests per 1,000 persons in West Virginia. The arrest rate in 1993 was 32.90.

Since 1993, the number of persons arrested for Part I and Part II offenses has decreased 0.04 percent while the arrest rate has decreased 1.6 percent.

A person is counted on the monthly arrest report each time he or she is arrested or summoned. It should be kept in mind that the volume of arrests may vary from time to time due to the differences in local arrest procedures and policies. It should be noted that a person may be arrested several times during a given month for the same or different offenses. This occurs frequently for such crimes as drunkenness, disorderly conduct and similar offenses. A juvenile is counted as "arrested" when the circumstances are such that if he or she were an adult, an arrest would be counted or when police or other official action beyond a mere interview, warning or admonishment is given.

These arrest figures do not indicate the actual number of individual persons arrested or summoned since, as has been pointed out, one person may be arrested several times during the month. However, arrest information is useful in measuring the extent of law enforcement activity in a given geographical area as well as providing an index for measuring the involvement in criminal acts by the age, sex and race of the perpetrators.

Of all reported arrests for 1994, 15.2 percent were for Part I Offenses (Murder, Forcible Rape, Robbery, Felonious Assault, Breaking & Entering, Larceny Theft and Motor Vehicle Theft). Analysis of Part I arrests indicates that Larceny, as in past years comprised the highest percentage of all arrests of Part I crimes with 60.8 percent. The "Drunkenness" category comprised 19.1 percent of the total arrests for Part II Offenses. There were 9,673 arrests for drunkenness in 1994 compared with 10,118 in 1993, down 4.4%. Driving Under the Influence accounted for 16.9% of the total Part II arrests. There were 8,555 arrests for DUI in 1994 compared to that of 9,090 in 1993, down 5.9%.

Juveniles were involved in 11.5 percent of the arrests for 1994, compared to 11.3 in 1993. Female arrests were up 0.3 percent from 11,205 arrests in 1993 to 11,242 arrests in 1994.

Arrests by race show that 88.5 percent of the persons arrested were White while 11.3 were Black.

## VIOLENT CRIME

Arrests for crimes of violence (Murder, Rape, Robbery and Felonious Assault) on a statewide basis accounted for 16.3 percent of all arrests for Part I and 2.5 percent of the total arrests for all offenses. A further evaluation indicates that arrests for Felonious Assault were the most frequent, representing 67.1 percent of the total arrests for violent crimes, up from 65.8. % during 1992.

## PROPERTY CRIME

Property crime arrests (Breaking and Entering, Larceny Theft and Motor Vehicle Theft) comprised 83.6 percent of all arrests for Part I offenses and 12.8 percent of all arrests.

The highest percentage of property crime arrests 72.7 percent, occurred in the Larceny Theft category. Larceny Theft arrests decreased 3.7 percent, from 5,753 in 1993 to 5,548 in 1994.

## NARCOTIC DRUG LAW ARRESTS

Information concerning arrests for narcotic drug arrests is collected and analyzed according to specific drug categories. During 1994, a total of 2,652 arrests were made for narcotic drug law violations, an increase of 19.7 percent over 1993. Analysis of individual drug categories showed that the highest percentage of arrests, 54.3 percent, involved possession of marijuana. The lowest percentage of arrests occurred in the sale and manufacture of "other dangerous drugs", amounting to 1.0 percent. Further analysis shows that the arrests for sale/manufacturing of drugs accounted for 24.1 percent and the arrests for possession of drugs represented 75.9 percent.

## GAMBLING ARRESTS

Arrests for gambling offenses during 1994 amounted to 0.05 percent of all reported arrests for Part I and Part II offenses. Of those arrested for gambling, 90.0 percent were males. The highest percentage of arrests for gambling offenses, 23.2 percent occurred in both the 40-44 age category. A total of 30 gambling arrests were reported during 1994, a decrease of 44.4 percent from the 1993 figure of 54.

## JUVENILE DISPOSITION DATA

Each police department must provide information regarding the disposition of juveniles arrested by their department. The following summary is provided.

Handled within Department and Released	2,184	(31.8%)
Referred to Juvenile Court or Probation Department	4,550	(66.2%)
Referred to Welfare Agency	30	(0.4%)
Referred to Other Police Agency	38	(0.6%)
Referred to Criminal or Adult Court	<u>69</u>	(1.0%)

**TOTAL**

**6,871**

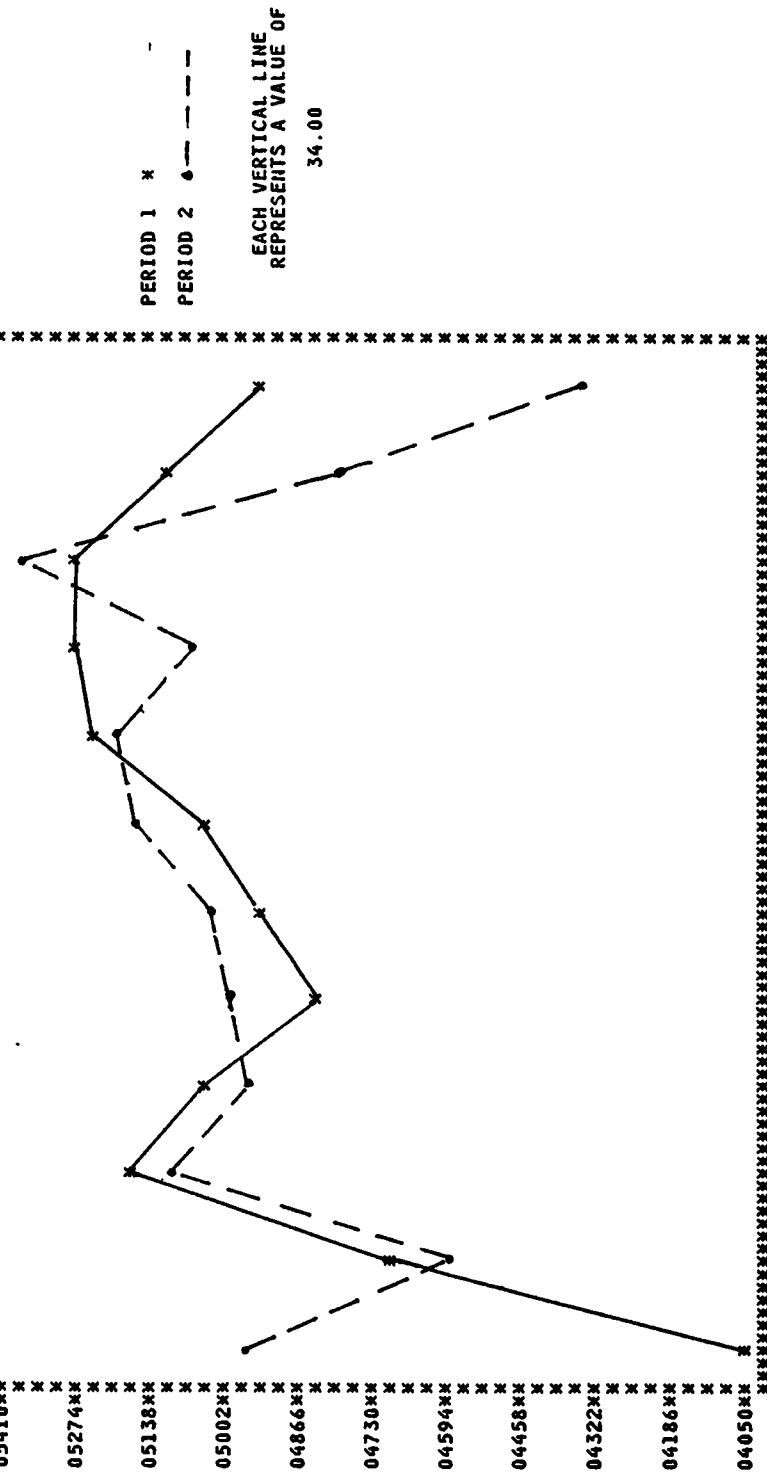
# MONTHLY ARREST TRENDS ARRESTS PART I AND II

January - December  
1994, 1993

```

*****
* N U M B E R O F A R R E S T S B Y M O N T H * C R I M E * A G E C A T E G O R Y *
*****
* JAN * FEB * MAR * APR * MAY * JUN * JUL * AUG * SEP * OCT * NOV * DEC * TOT * (1,000) * ADULT * JUV *
*****
* 4058 * 4712 * 5187 * 5065 * 4857 * 5067 * 5258 * 5293 * 5124 * 4964 * 59847 * 32.32 * 52974 * 6871 *
* 4977 * 4614 * 5113 * 4997 * 5015 * 5058 * 5189 * 5215 * 5103 * 4384 * 59873 * 32.33 * 53118 * 6755 *
* 919- * 98+ * 74+ * 68+ * 158- * 91- * 122- * 43+ * 190+ * 106- * 317+ * 580+ * 26- * .01- * 142- * 116+ *
* 18.5- * 2.1+ * 1.4+ * 1.4+ * 3.2- * 1.8- * 2.4- * .8+ * 3.7+ * 2.0- * 6.6+ * 13.2+ * .0+ * .0+ * .3- * 1.7+ *
*****
* PERIOD 1 94 *
* PERIOD 2 93 *
* NUMERICAL CHANGE *
* PERCENT CHANGE *
*****
05410+
05274+
05138+
05002+
04866+
04730+
04594+
04458+
04322+
04186+
04050+
*****

```





# TOTAL WEST VIRGINIA ARRESTS

January - December  
1994, 1993

ARREST CHARGE CLASSIFICATION	1994	1993		
	NUMBER OF ARRESTS	PERCENT OF DIST.		
	CRIME RATE PER 1000	PERCENT OF DIST.		
	CRIME RATE PER 1000	PERCENT OF DIST.		
*MURDER	104	.17	123	.21
*MANSLAUGHTER	6	.01	14	.02
*FORCIBLE RAPE	139	.23	133	.22
*ROBBERY	247	.41	260	.43
*FELONIOUS ASSAULT	1,000	1.67	993	1.66
*BREAKING AND ENTERING	1,604	2.68	1,409	2.35
*LARCENY-THEFT	5,548	9.27	5,753	9.61
*MOTOR VEHICLE THEFT	483	.81	497	.83
* SUBTOTAL FOR PART I ARRESTS	9,131	15.26	9,182	15.34
* OTHER ASSAULTS	6,648	11.11	6,061	10.12
*MORSON	109	.18	132	.22
*FORGERY AND COUNTERFEITING	480	.80	512	.86
*FRAUD	4,748	7.93	4,897	8.18
*EMBEZZLEMENT	615	1.03	454	.76
*STOLEN PROPERTY: BUYING, REC., POSSESSION	1,169	1.95	1,277	2.13
*VANDALISM	1,340	2.24	1,402	2.34
*WEAPONS: CARRYING, POSSESSION, ETC.	124	.21	129	.22
*PROSTITUTION AND COMMERCIALIZED VICE	309	.52	296	.49
*SEX OFFENSES EXCEPT RAPE AND PROSTITUTION	2,652	4.43	2,216	3.70
*NARCOTIC DRUG LAWS	30	.05	54	.09
*GAMBLING	445	.74	189	.32
*OFFENSES AGAINST FAMILY AND CHILDREN	8,555	14.29	9,090	15.18
*DRIVING UNDER THE INFLUENCE	1,395	2.33	1,095	1.83
*LIQUOR LAWS	9,673	16.16	10,118	16.90
*DISHONORABLE CONDUCT	1,708	2.85	1,969	3.29
*DISORDERLY CONDUCT	42	.07	31	.05
*VAGRANCY	9,408	15.72	9,378	15.66
*ALL OTHER EXCEPT TRAFFIC	467	.78	482	.81
*CURFEW AND LOITERING LAWS VIOLATIONS	721	1.20	818	1.37
*RUMAHAYS				
* SUBTOTAL FOR PART II ARRESTS	50,716	84.74	50,691	84.66
* TOTAL FOR PART I AND PART II ARRESTS	59,847	100.00	59,873	100.00

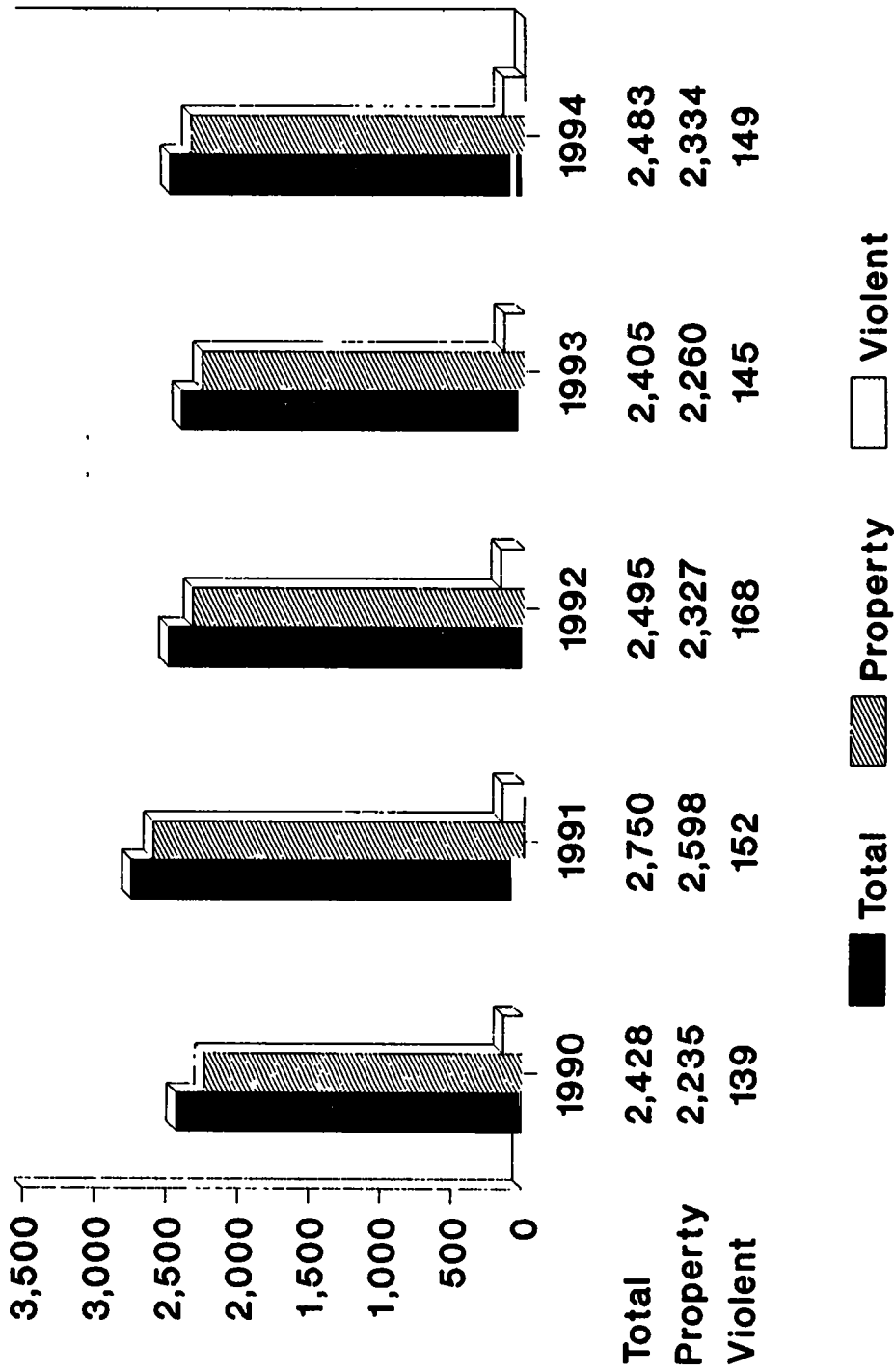
# TOTAL ARRESTS BY RACE

January - December  
1994, 1993

ARREST CHARGE CLASSIFICATION*	1994	1993
*MURDER	85*	97*
*MANSLAUGHTER	5*	13*
*FORCIBLE RAPE	120*	117*
*ROBBERY	156*	176*
*FELONIOUS ASSAULT	797*	819*
*BREAKING AND ENTERING	1485*	1295*
*LARCENY-THEFT	4758*	4835*
*MOTOR VEHICLE THEFT	416*	435*
* SUBTOTAL FOR PART I ARRESTS	7822*	7787*
* OTHER ASSAULTS	5733*	5218*
* ARSON	104*	122*
* FORGERY AND COUNTERFEITING	422*	460*
* FRAUD	4085*	4330*
* EMBEZZLEMENT	73*	85*
* STOLEN PROPERTY: BUYING, REC., POSSESSION	531*	365*
* VANDALISM	1048*	119*
* WEAPONS: CARRYING, POSSESSION, ETC.	1158*	1198*
* PROSTITUTION AND COMMERCIALIZED VICE	101*	104*
* SEX OFFENSES EXCEPT RAPE AND PROSTITUTION	290*	281*
* NARCOTIC DRUG LAWS	2037*	1591*
* GAMBLING	26*	50*
* OFFENSES AGAINST FAMILY AND CHILDREN	407*	181*
* DRIVING UNDER THE INFLUENCE	8239*	8738*
* LIQUOR LAWS	1259*	131*
* DRUNKENNESS	8929*	9406*
* DISORDERLY CONDUCT	1390*	1572*
* VAGRANCY	36*	27*
* ALL OTHER EXCEPT TRAFFIC	8271*	8327*
* CURFEN AND LOITERING LAWS VIOLATIONS	375*	414*
* RUHANAYS	647*	732*
* SUBTOTAL FOR PART II ARRESTS	45161*	45319*
* TOTAL FOR PART I AND PART II ARRESTS	52983*	53106*

# 1994

## PART I JUVENILE ARRESTS



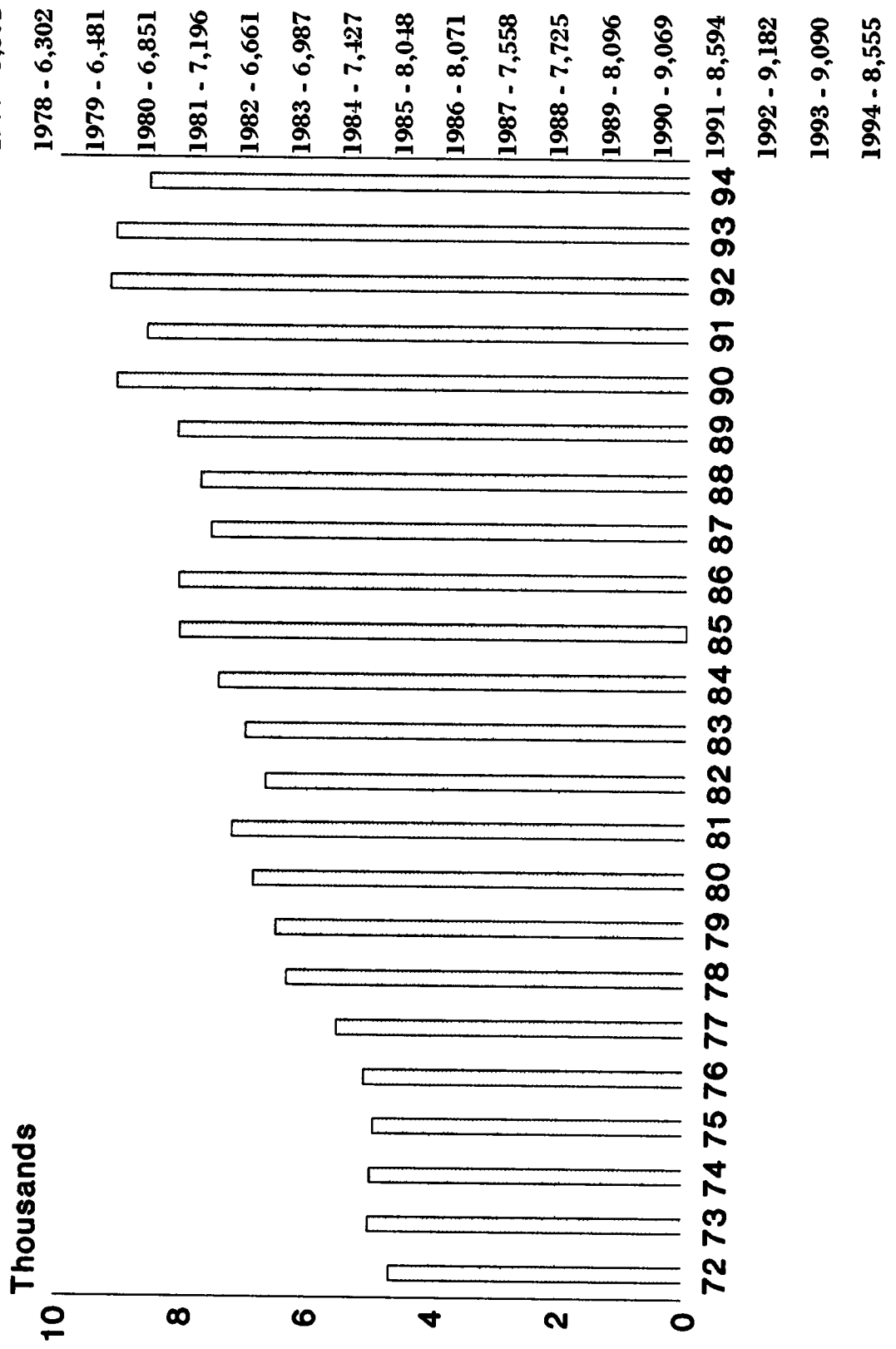
PROPERTY CRIMES: B&E, Larceny and Auto Theft  
 VIOLENT CRIMES: Murder, Rape, Robbery and Fel. Assault

## DUI ARRESTS 1994 - 1972


YEAR	ADULTS	JUV	TOTAL	+/-
1994	8,483	72	8,555	- 5.9 %
1993	9,019	71	9,090	- 1.0 %
1992	9,110	72	9,182	+ 6.8 %
1991	8,510	84	8,594	- 5.2 %
1990	8,969	100	9,069	- 12.0 %
1989	8,010	86	8,096	+ 4.8 %
1988	7,622	103	7,725	+ 2.2 %
1987	7,467	91	7,558	- 6.4 %
1986	7,999	72	8,071	+ 0.3 %
1985	7,980	68	8,048	+ 8.4 %
1984	7,358	69	7,427	+ 6.3 %
1983	6,910	77	6,987	+ 4.9 %
1982	6,580	81	6,661	- 7.4 %
1981	7,113	83	7,196	+ 5.0 %
1980	6,752	99	6,851	+ 5.7 %
1979	6,393	88	6,481	+ 2.8 %
1978	6,225	77	6,302	+ 14.6 %
1977	5,403	98	5,501	+ 8.6 %
1976	4,981	86	5,067	+ 3.3 %
1975	4,839	65	4,904	- 1.0 %
1974	4,912	42	4,954	- 0.5 %
1973	4,926	54	4,980	+ 7.3 %
1972	4,601	41	4,642	

# TOTAL DUI ARRESTS

## 1972 - 1994



# JUVENILE DUI ARRESTS 1972 - 1994



# TOTAL ARRESTS BY SEX

January - December  
1994, 1993

ARREST CHARGE CLASSIFICATION	1994		1993		PERCENT * FEMALE	PERCENT * MALE	ARRESTS * FEMALE	ARRESTS * MALE	PERCENT * FEMALE	PERCENT * MALE
	MALE * ARRESTS	FEMALE * ARRESTS	MALE * ARRESTS	FEMALE * ARRESTS						
*MURDER	85	19	110	89	13	10.57				
*MANSLAUGHTER	5	1	14	100						
*FORCIBLE RAPE	138	1	130	97.74	3	2.26				
*ROBBERY	227	20	233	89.62	27	10.38				
*FELONIOUS ASSAULT	902	98	905	91.14	88	8.86				
*BREAKING AND ENTERING	1,486	118	1,317	93.47	92	6.53				
*LARCENY-THEFT	3,789	1,759	3,898	67.76	1,855	32.24				
*MOTOR VEHICLE THEFT	425	58	422	84.91	75	15.09				
* SUBTOTAL FOR PART I ARRESTS	7,057	2,074	7,029	76.55	2,153	23.45				
*OTHER ASSAULTS	5,680	968	5,166	85.23	895	14.77				
*KIDNAPING	97	12	120	90.91	12	9.09				
*FORGERY AND COUNTERFEITING	286	194	327	63.87	185	36.13				
*FRAUD	2,231	2,517	2,416	49.34	2,481	50.66				
*EMBEZZLEMENT	41	37	56	61.54	35	38.46				
*STOLEN PROPERTY: BUYING, REC., POSSESSION	523	92	373	82.16	81	17.84				
*VANDALISM	1,024	145	1,143	89.51	134	10.49				
*WEAPONS: CARRYING, POSSESSION, ETC.	1,260	80	1,285	91.65	117	8.35				
*PROSTITUTION AND COMMERCIALIZED VICE	58	66	55	42.64	74	57.36				
*SEX OFFENSES EXCEPT RAPE AND PROSTITUTION	294	15	284	95.95	12	4.05				
*NARCOTIC DRUG LAWS	2,337	315	1,928	87.00	288	13.00				
*GAMBLING	27	3	50	92.59	4	7.41				
*OFFENSES AGAINST FAMILY AND CHILDREN	383	62	146	77.25	43	22.75				
*DRIVING UNDER THE INFLUENCE	7,540	1,015	8,045	88.50	1,045	11.50				
*LIQUOR LAWS	1,180	215	908	82.92	187	17.08				
*DUI/DWI	8,830	843	9,305	91.96	813	8.04				
*DISORDERLY CONDUCT	1,450	258	1,666	84.61	303	15.39				
*VAGRANCY	34	8	27	87.10	4	12.90				
*ALL OTHER EXCEPT TRAFFIC	7,608	1,800	7,589	80.92	1,789	19.08				
*CURFEW AND LOITERING LAWS VIOLATIONS	368	99	373	77.39	109	22.61				
*RUHHAYS	297	424	377	46.09	441	55.91				
* SUBTOTAL FOR PART II ARRESTS	41,548	9,168	41,639	82.14	9,052	17.86				
* TOTAL FOR PART I AND PART II ARRESTS	48,605	11,242	48,668	81.29	11,205	18.71				

# ARRESTS BY AGE

## Persons Under 18 Years of Age

January - December  
1994, 1993

ARREST CHARGE CLASSIFICATION	UNDER 18						TOTAL JUVEN 1994	TOTAL JUVEN 1993	PERCENT CHANGE
	10	12	14	16	17	18			
MURDER	10	13	15	16	17	18	10	40.00	
MANSLAUGHTER									
FORCIBLE RAPE			2	2	4	8	14	42.86	
ROBBERY		2	11	13	9	16	51	7.27	
FELONIOUS ASSAULT	1	1	19	18	26	19	84	27.27	
BREAKING AND ENTERING	19	43	139	103	99	112	515	7.52	
LARCENY THEFT	35	164	442	312	352	312	1595	2.18	
AUTO THEFT	1	6	42	49	70	56	224	1.82	
*** SUBTOTAL FOR PART I ARRESTS ***	54	216	655	496	539	523	2483	3.24	
OTHER ASSAULTS	9	41	128	114	113	137	542	9.49	
MARSON	6	11	11	5	6	4	43	6.52	
FORGERY AND COUNTERFEITING			7	18	2	13	40	60.00	
FRAUD	1	2	3	2	15	37	60	5.09	
EMBEZZLEMENT									
STOLEN PROPERTY-BUYING, RECEIVING, POSSESS.			17	21	27	24	89	21.92	
VANDALISM	14	55	100	51	66	50	316	22.74	
WEAPONS-CARRYING, POSSESSION, ETC.	2	10	31	24	36	49	152	5.59	
PROSTITUTION AND COMMERCIALIZED VICE					2	2	1	100.00	
SEX OFFENSES (EXCEPT F/RAPE, PROSTITUTION)		4	8	2	8	11	33	6.45	
DRUG ABUSE VIOLATIONS	1	5	49	47	97	108	307	68.68	
GAMBLING									
OFFENSES AGAINST FAMILY AND CHILDREN									
DRIVING UNDER THE INFLUENCE	1				16	55	72	1.41	
LIQUOR LAWS		4	11	28	52	102	197	91.26	
DRUNKENNESS	5	2	26	3	70	93	250	9.09	
DISORDERLY	2	4	19	21	49	74	169	24.22	
VAGRANCY									
ALL OTHER (EXCEPT TRAFFIC)	11	39	255	215	208	209	937	2.07	
CURFEW AND LOITERING LAW VIOLATIONS	3	25	122	123	102	92	467	2.71	
RUNAWAYS	2	37	178	185	207	112	721	11.86	
*** SUBTOTAL FOR PART II ARRESTS ***	57	220	966	891	1079	1175	4388	.87	
*** TOTAL PART I, II ARRESTS ***	111	436	1621	1387	1618	1698	6871	1.72	

# NARCOTIC DRUG LAW ARRESTS

## Persons Under 18 Years of Age

January - December  
1994, 1993

ARREST CHARGE CLASSIFICATION	UNDER 18						TOTAL JUVEN 1994	TOTAL JUVEN 1993	PERCENT CHANGE
	10	12	14	16	17	18			
OPIMUM, COCAINE AND THEIR DERIVATIVES		1	1	7	15	10	34	151.54	
MARIJUANA		1	6	7	11	11	36	89.47	
SYNTHETIC NARCOTICS-MANUFACTURED						2	2	100.00	
OTHER DANGEROUS NON-NARCOTIC DRUGS			1	1	2	4	2	100.00	
*** SALE AND MANUFACTURING SUBTOTAL ***		2	8	15	26	25	76	117.14	
OPIMUM, COCAINE AND THEIR DERIVATIVES				8	7	13	23	10.87	
MARIJUANA	1	2	26	23	57	58	167	89.64	
SYNTHETIC NARCOTICS-MANUFACTURED									
OTHER DANGEROUS NON-NARCOTIC DRUGS			4			1	5	.00	
*** DRUG POSSESSION SUBTOTAL ***	1	3	41	32	71	83	231	61.54	
*** DRUG ABUSE VIOLATIONS TOTAL ***	1	5	49	47	97	108	307	72.47	



# ARRESTS BY AGE

## Persons Over 18 Years of Age

January - December  
1994, 1993

ARREST CHARGE CLASSIFICATION	18	19	20	21	22	23	24	25	30	35	40	45	50	55	60	65	TOTAL	TOTAL	PERCENT
	OVER																ADULT	ADULT	CHANGE
	1994																1993		
MURDER	7	5	2	5	6	4	4	14	14	9	12	7	4	4	1	1	98	113	13.27
MANSLAUGHTER				1	1	1	1	2	1	1	1	1	1	1	1	1	6	14	57.14
FORCIBLE RAPE	5	10	7	4	3	7	6	25	24	19	8	9	2	1	1	2	131	119	10.08
ROBBERY	15	13	15	11	11	13	8	41	36	18	11	2	1	1	1	1	196	205	4.39
FELONIOUS ASSAULT	38	62	47	58	30	38	38	160	138	120	77	41	29	20	9	11	916	927	1.19
BREAKING AND ENTERING	169	130	81	87	80	57	45	189	135	65	35	13	1	1	1	1	1089	930	17.10
MARCEY THEFT	386	352	243	211	177	152	163	595	541	378	280	172	103	66	57	82	3955	4192	5.78
AUTO THEFT	58	30	1	18	9	11	10	4	28	20	7	4	7	1	1	1	250	277	6.50
HWV SUBTOTAL FOR PART I ARRESTS	678	602	408	395	316	281	272	1073	918	630	426	250	142	94	63	98	6648	6777	1.90
OTHER ASSAULTS	250	264	315	298	272	267	277	1153	1100	856	524	247	160	92	36	50	6106	5564	9.70
MARSON	7	4	4	4	4	3	1	12	12	6	6	4	2	1	1	1	64	86	23.26
FORGERY AND COUNTERFEITING	25	19	20	21	16	16	23	105	84	48	36	12	13	2	1	1	440	487	9.65
FRAUD	93	126	151	218	241	203	204	907	815	622	487	307	128	73	46	69	4688	4842	3.18
EMBEZZLEMENT	1	5	5	1	1	1	1	17	10	12	9	4	2	1	1	1	76	91	16.48
STOLEN PROPERTY BUYING, RECEIVING, POSSESS	42	46	38	33	25	22	15	186	84	37	43	16	6	3	2	8	526	381	38.06
VANDALISM	60	80	67	53	50	51	46	145	119	86	43	29	14	6	1	3	853	868	1.73
WEAPONS CARRYING, POSSESSION, ETC	46	49	52	55	44	48	54	19	20	134	102	75	44	27	22	16	1188	1241	4.27
PROSTITUTION AND COMMERCIALIZED VICE	8	3	6	6	9	3	12	28	20	7	4	5	5	4	1	1	122	128	4.69
SEX OFFENSES (EXCEPT R/RAPE, PROSTITUTION)	4	14	11	18	10	10	3	64	48	40	20	10	14	7	6	3	276	265	4.15
DRUG ABUSE VIOLATIONS	158	155	127	142	98	138	141	399	424	306	155	72	16	5	7	4	2345	2054	15.29
GAMBLING																			
OFFENSES AGAINST FAMILY AND CHILDREN	17	21	22	9	13	15	22	67	91	67	53	21	11	4	6	2	441	189	133.33
DRIVING UNDER THE INFLUENCE	174	230	267	321	302	332	328	1447	1531	1274	959	571	323	194	111	119	8483	9019	5.94
LIQUOR LAWS	145	170	146	75	57	51	45	145	142	85	50	40	21	8	9	16	1198	997	20.77
DRUNKENNESS	253	231	246	253	277	283	269	1208	1455	1576	1056	797	663	263	242	156	9443	9865	4.28
DISORDERLY	105	97	85	83	74	80	70	257	217	168	123	82	50	25	12	17	1539	1746	11.86
EVAGRANCY	2	4	2	1	1	1	1	1	1	1	1	1	1	1	1	1	37	26	42.31
ALL OTHER (EXCEPT TRAFFIC)	428	472	455	428	358	372	383	1395	1357	1116	678	467	280	125	86	96	8471	8468	13.4
CURFEW AND LOITERING LAW VIOLATIONS																			
MUNICIPAL																			
HWV SUBTOTAL FOR PART II ARRESTS	1800	2006	2021	2016	1842	1897	1897	7630	7921	6433	4360	2761	1753	841	589	561	46328	46341	0.5
TOTAL PART I, II ARRESTS	2478	2608	2429	2411	2158	2180	2169	8703	8839	7063	4786	3011	1895	935	652	659	5276	55118	27.4

# NARCOTIC DRUG LAW ARRESTS

## Persons Over 18 Years of Age

January - December  
1994, 1993

ARREST CHARGE CLASSIFICATION	18	19	20	21	22	23	24	25	30	35	40	45	50	55	60	65	TOTAL	TOTAL	PERCENT
	OVER																ADULT	ADULT	CHANGE
	1994																1993		
OPIMUM, COCAINE AND THEIR DERIVATIVES	6	18	6	8	17	12	18	40	31	21	24	9	3	1	1	1	205	205	0.0
MARIJUANA	15	14	13	16	6	15	10	52	63	50	27	11	1	2	1	1	309	257	20.23
SYNTHETIC NARCOTICS-MANUFACTURED	1	1	1	1	1	1	1	1	1	1	1	1	1	1	1	1	26	22	18.18
OTHER DANGEROUS NON-NARCOTIC DRUGS	8	1	1	1	1	1	1	1	1	1	1	1	1	1	1	1	22	14	57.14
HWV SALE AND MANUFACTURING SUBTOTAL	30	32	19	25	24	27	33	101	104	78	56	20	5	3	4	1	562	498	12.85
OPIMUM, COCAINE AND THEIR DERIVATIVES	22	18	24	19	18	16	17	44	45	38	26	12	1	1	1	1	395	316	3.48
MARIJUANA	96	87	74	80	45	87	84	276	236	159	56	32	7	1	1	2	1274	1064	19.74
SYNTHETIC NARCOTICS-MANUFACTURED	9	13	7	16	11	7	7	26	34	28	15	6	1	1	1	1	180	102	76.47
OTHER DANGEROUS NON-NARCOTIC DRUGS	1	5	1	2	1	1	1	1	1	1	1	1	1	1	1	1	24	39	38.46
HWV DRUG POSSESSION SUBTOTAL	128	123	108	117	74	111	108	298	320	228	99	52	9	2	3	3	1783	1521	17.23
HWV DRUG ABUSE VIOLATIONS TOTAL	158	155	127	142	97	138	141	399	424	306	155	72	16	5	7	4	2345	2019	16.15

# **LAW ENFORCEMENT EMPLOYEE DATA**

## **1994**

The Uniform Crime Reporting Program in West Virginia incorporates the collection of pertinent data relating to law enforcement entities of the state. Information regarding West Virginia law enforcement manpower, distribution, assaults against law enforcement officers and the number of and circumstances surrounding the killing of law enforcement officers are discussed in this section.

This information is submitted monthly by municipal, county and state law enforcement agencies and is published on a semi-annual basis. Specific information concerning the number of law enforcement employees reflects the status as of October 31, 1994 and is limited to municipal, county and state law enforcement agencies reporting to the West Virginia UCR Program.

The determination of police manpower for any given area or municipality should be a subject of serious consideration. Such consideration, however, should be based on the numerous factors which create the need for police services. Some of these factors, discussed elsewhere in this publication relate to size, density of population, geographic location, character and proximity to metropolitan areas. The information in this section relates to reported law enforcement strength and should not be interpreted as recommended strength for any given entity. Such determinations should be made after objectively evaluating the need for police services based on the above factors.

The personnel of each law enforcement agency differ as to the demands and responsibilities placed before them. Many police officers are fully occupied with clerical tasks and are not free to perform active police duties.

### **SWORN OFFICERS**

In 1994, West Virginia had 2,780 sworn law enforcement personnel, compared to the 1993 figure of 2,615. This is an increase of 165 officers or 6.3 percent in the number of officers in the state. Rates based solely on sworn personnel show that the state average was 1.5 officers per 1,000 inhabitants. Males comprised 96.4 percent of all sworn personnel, while females comprised 3.6 percent.

### **STATE POLICE**

The West Virginia State Police reported a total of 539 officers. This is an increase of 10.6 percent over last year's figure of 491 officers. The State Police had a rate of 0.5 sworn officers per 1,000 inhabitants (rural population only).

### **MUNICIPAL**

Municipal Police Department reported 1,433 sworn officers, an increase of 3.3 percent over the 1993 figure of 1,387 sworn officers. This is a rate of 2.3 sworn officers for each 1,000 inhabitants (municipal population only).

### **SHERIFF**

County Sheriffs Departments reported a total of 699 sworn officers. This is an increase of 5.7 percent over the 1993 figure of 661. Based on sworn personnel, this is a rate of 0.6 officers per 1,000 inhabitants (rural population only).

### **DEPARTMENT OF NATURAL RESOURCES (DNR)**

The Department of Natural Resources reported 109 sworn officers, a decrease of 2.7 percent over the 1993 figure of 112 officers. These figures reflect a rate of 0.09 sworn officers for each 1,000 inhabitants (rural population only).

# LAW ENFORCEMENT EMPLOYEE DATA

OFFICERS							
AGENCY	MALE		FEMALE		TOTAL		
	1993	1994	1993	1994	1993	1994	+/-
SHERIFF	629	671	32	28	661	699	+ 5.7 %
MUNICIPAL	1,339	1,379	48	55	1,387	1,433	+ 3.3 %
DNR	110	107	2	2	112	109	- 2.7 %
STATE POLICE	478	524	13	15	491	539	+ 10.6 %
<b>TOTAL OFFICERS</b>	<b>2,556</b>	<b>2,680</b>	<b>95</b>	<b>100</b>	<b>2,651</b>	<b>2,780</b>	<b>+ 6.3 %</b>

## CIVILIAN EMPLOYEES

There were 1,055 civilian law enforcement employees employed in the state during 1994. This is a decrease of 1.0 percent over the 1993 total of 1,066. Females comprised 50.9 percent (537), while males made up the remaining 49.1 percent (518).

### STATE POLICE

The West Virginia State Police reported a total of 312 civilian employees. This is a decrease of 0.3 percent of the 1993 total of 313.

### MUNICIPAL

Municipal Police Department reported no increase or decrease in the number of employees for 1994.

### SHERIFF

County Sheriff's Departments reported 462 civilian employees in law enforcement. A decrease of 1.9 percent as seen over the 1993 figure of 471.

### DEPARTMENT OF NATURAL RESOURCES (DNR)

The Department of Natural Resources reported a total of 5 civilian employees. This is a decrease of 16.7% when compared to the 1993 total of 6 employees.

CIVILIANS							
AGENCY	MALE		FEMALE		TOTAL		
	1993	1994	1993	1994	1993	1994	+/-
SHERIFF	327	316	144	146	471	462	- 1.9%
MUNICIPAL	99	108	177	168	276	276	0%
DNR	0	0	6	5	6	5	- 16.7%
STATE POLICE	99	94	214	218	313	312	- 0.3%
<b>TOTAL CIVILIANS</b>	<b>525</b>	<b>518</b>	<b>541</b>	<b>537</b>	<b>1,066</b>	<b>1,055</b>	<b>- 1.0%</b>
<b>GRAND TOTAL (OFFICERS &amp; CIVILIANS)</b>	<b>3,081</b>	<b>3,198</b>	<b>636</b>	<b>637</b>	<b>3,717</b>	<b>3,835</b>	<b>+ 3.2%</b>

# LAW ENFORCEMENT OFFICERS KILLED AND ASSAULTED 1994

The killing of a police officer has an effect on society which reaches far beyond the overt act. Such occurrences constitute an immediate threat to the well being of the community and a serious breach of the internal security of the country. Today, a young person who considers a career in law enforcement must also consider the very strong possibility of being killed or assaulted by a member of the very same society he or she is sworn to protect. This deplorable situation should be a subject of serious public concern, for in truth, an attack on a police officer is an attack on society. The violence directed against law enforcement officers acting in the line of duty is clearly demonstrated by the following summary information:

A total of 413 Assaults on Law Enforcement Officers were reported in 1994, of which 74, or 17.9 percent, resulted in personal injury to the officer.

For every 1,000 arrests, there were 6.9 Assaults, and for each 100 sworn officers there were 15.4 Assaults.

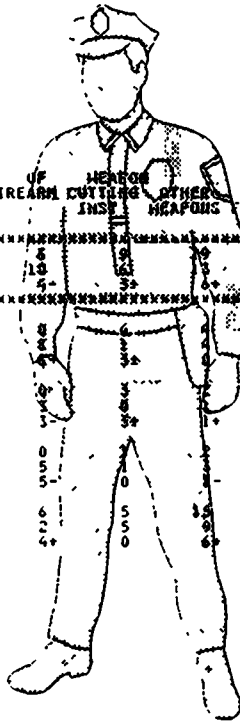
Personal weapons (hands, fists, feet, etc.) were used in 379 (91.5 %) of the Assaults.

A total of 404 of the Assaults were cleared, a clearance rate of 97.8 percent.

## POLICE OFFICERS ASSAULTED

### SUMMARY INFORMATION

January - December 1994 - 1993



IDENTIFIER	POPULATION	INDEX PER 1000 POP	TYPE TOTAL	WEAPON				TIME OF ASSAULT		INJURY	NO INJURY	ASSAULT CLEARED
				FIREARM	CUTTING INST	OTHER WEAPONS	HANDS FIST ETC	AM	PM			
WEST VIRGINIA TOTAL	94 1,822,000	.22	413	8	9	19	379	191	222	74	539	404
CHANGE	93 1,820,000	.15	294	18	41	13	265	122	172	45	249	273
CHANGE	2,000+	.07+	119	5-	3+	6+	114+	69+	50+	29+	90+	131+
RURAL	94 1,190,033	.09	118	8	4	2	110	48	70	18	100	117
CHANGE	93 1,188,996	.07	86	4	2	1	73	39	47	8	78	84
CHANGE	1,037+	.02+	32	1+	2+	0	37+	9+	23+	10+	22+	33+
SHERIFF'S	94		28	0	3	1	23	7	21	9	19	27
CHANGE	93		15	0	4	0	11	5	10	5	10	14
CHANGE			13	3	3+	1+	12+	2+	11+	4+	9+	13+
STATE POLICE	94		90	0	2	1	87	41	49	9	81	90
CHANGE	93		71	5	1	0	62	34	37	3	68	70
CHANGE			19	5-	0	0	25+	7+	12+	6+	13+	20+
MUNICIPAL	94 631,967	.46	295	6	5	15	269	143	152	56	239	287
CHANGE	93 631,004	.32	208	2	5	8	192	83	125	37	171	189
CHANGE	963+	.14+	87	4+	0	6+	77+	60+	27+	19+	68+	98+

# ANALYSIS OF ASSAULTS ON LAW ENFORCEMENT OFFICERS 1985 - 1994

YEAR	# ASSAULTS	% CHANGE
1985	172	
1986	192	+ 12 %
1987	175	- 9 %
1988	144	- 18 %
1989	190	+ 32 %
1990	276	+ 45 %
1991	283	+ 3 %
1992	286	+ 1 %
1993	294	+ 3 %
1994	413	+ 40 %

# MONTHLY LAW ENFORCEMENT OFFICERS ASSAULTED SUPPLEMENTARY REPORT

**H** Agency Identifier

**Forward by 7th Day After The End of Each Month To:**  
 WEST VIRGINIA DEPARTMENT OF PUBLIC SAFETY  
 725 JEFFERSON ROAD SOUTH CHARLESTON W VA 25309  
 ATTN UCR SECTION

This form should be used to report the number of your officers who were assaulted or killed in the line of duty during the month. Additional information concerning officers killed will be requested by a separate questionnaire.

<p><b>OFFICERS KILLED</b></p> <p>Number of your law enforcement officers killed in the line of duty this month.</p>		<p>By felonious act _____</p> <p>By accident or negligence _____</p>
---	--	--

**Officers Assaulted** (Do not include officers killed) See UCR Guide Manual for complete instructions.

TYPE OF ACTIVITY	TOTAL ASSAULTS BY WEAPON (A)	TYPE OF WEAPON (Mark 1 for each Assault)				TYPE OF ASSIGNMENT (Mark 1 for each Assault)						POLICE ASSAULTS CLEARED (M)	
		FIREARM (B)	KNIFE OR OTHER CUTTING INSTRUMENT (C)	OTHER DANGEROUS WEAPON (D)	HANDS FISTS FEET ETC (E)	ONE-MAN VEHICLE		DETECTIVE OR SPECIAL ASSIGN		OTHER			
						TWO-MAN VEHICLE (F)	ALONE (G)	ASSISTED (H)	ALONE (I)	ASSISTED (J)	ALONE (K)		ASSISTED (L)
1 RESPONDING TO "DISTURBANCE" CALLS (FAMILY QUARRELS, MAN WITH GUN ETC)	110	2	4	3	101	23	49	34			1	3	110
2 BURGLARIES IN PROGRESS OR PURSUING BURGLARY SUSPECTS	4			1	3	1	1	2					4
3 ROBBERIES IN PROGRESS OR PURSUING ROBBERY SUSPECTS	5		1		4	1	1	3					5
4 ATTEMPTING OTHER ARRESTS	189		2	4	183	46	77	58	1	5		2	185
5 CIVIL DISORDER (RIOT, MASS DISOBEDIENCE)	16			4	12	5	4	4	2		1		16
6 HANDLING, TRANSPORTING CUSTODY OF PRISONERS	28				28	4	6	11				7	28
7 INVESTIGATING, SUSPICIOUS PERSONS OR CIRCUMSTANCES	25	4		1	29	8	11	5		1			22
8 AMBUSH-NO WARNING	0												
9 MENTALLY DERANGED	3				3		3						2
10 TRAFFIC PURSUITS AND STOPS	12			4	8	3	7	1				1	12
11 ALL OTHER	21		2	2	17	4	9	2		1	2	3	20
12 TOTAL (1-11)	413	6	9	19	379	95	168	129	3	7	4	16	404
13 NUMBER WITH PERSONAL INJURY	74	3	3	5	63								
14 NUMBER WITHOUT PERSONAL INJURY	339	3	6	14	316								
15 TIME OF ASSAULTS	AM	83	60	17	4	15	12						
	PM	19	14	19	37	46	87						
		12:01	2:00	4:00	6:00	8:00	10:00	12:00					

**Do Not Use This Space**

Initials \_\_\_\_\_

Recorded \_\_\_\_\_

Reviewed \_\_\_\_\_

Punched \_\_\_\_\_

Verified \_\_\_\_\_

Adjusted \_\_\_\_\_

MONTH AND YEAR	PREPARED BY	TITLE
AGENCY	STATE	CHIEF, SHERIFF, COMMISSIONER, SUPERINTENDENT

W Va UCR Form 60  
Revised 1/85

White Copy - West Virginia UCR  
Yellow Copy - Contributor

i

**WEST VIRGINIA OFFENSE DATA  
PART I OFFENSES  
COUNTY —STATE—MUNICIPAL**

The report in this section details the number of Part I Offenses reported to law enforcement agencies for the time period of 1994 and 1993. Definitions for each of the Part I Offenses may be found in this book in the Table of Contents under the category entitled "Classification of Offenses."

# PART I OFFENSES

## WEST VIRGINIA U C R CRIME INDEX REPORT

IDENTIFIER	POPULATION	CRIME RATE	TOTAL OFFEN	TOTAL CLEARED	PERCENT CLEARED	MURDER	RAPE	ROBBERY	FEL ASHLT	BREAK ENTER	LARCENY THEFT	M/V THEFT
*****												
WEST VIRGINIA	1,822,000	24.84	46008	9270	20.14	98	370	771	2687	10663	28148	3271
NUMERICAL CHANGE	1,820,000	24.85	46033	9189	19.96	126	364	781	2517	10894	28413	2938
PERCENT CHANGE	.1+	.0-	.1-	.9+	.18+	22.2-	1.6+	1.3-	6.8+	2.1-	9-	11.3+
*****												
RURAL	1,190,033	15.09	17969	3079	17.13	65	154	157	1323	5469	9236	1565
NUMERICAL CHANGE	1,188,996	15.08	17954	3108	17.31	82	138	160	1116	5560	9409	1489
PERCENT CHANGE	.1+	.1+	.1+	.9-	.18-	17-	1.6+	3-	207+	91-	173-	76+
*****												
SHERIFF'S			11025	1564	14.18	30	47	96	913	3241	5841	857
NUMERICAL CHANGE			11182	1715	15.33	55	49	97	742	3373	6116	750
PERCENT CHANGE			1.4-	8.8-	7.5-	45.5-	4.1-	1.0-	23.0+	3.9-	4.5-	14.3+
*****												
STATE POLICE			6944	1515	21.81	35	107	61	410	2228	3395	708
NUMERICAL CHANGE			6772	1393	20.56	27	89	63	374	2187	3293	739
PERCENT CHANGE			2.5+	8.8+	6.1+	29.6+	20.2+	3.2-	9.6+	1.9+	3.1+	4.2-
*****												
MUNICIPAL	631,967	44.30	28039	6191	22.07	33	216	614	1364	5194	18912	1706
NUMERICAL CHANGE	631,004	44.36	28079	6081	21.65	44	226	621	1401	5334	19004	1449
PERCENT CHANGE	.2+	.1-	.1-	1.8+	1.9+	25.0-	4.4-	1.1-	2.6-	2.6-	5.5-	17.7+
*****												
BARBOUR CITY	15,913	10.80	172	36	20.93	0	5	0	6	76	65	20
NUMERICAL CHANGE	15,897	8.93	142	31	21.83	0	3	1	3	53	75	7
PERCENT CHANGE	.1+	20.9+	21.1+	16.1+	4.1-	0	66.7+	100.0+	100.0+	43.4+	13.3-	185.7+
*****												
RURAL	10,847	11.33	123	19	15.44	0	4	0	4	69	29	17
NUMERICAL CHANGE	10,836	9.32	101	13	12.87	0	2	0	3	46	45	5
PERCENT CHANGE	.1+	21.6+	21.8+	46.2+	20.0+	100.0+	100.0+	0	33.3+	50.0+	35.6-	240.0+
*****												
SHERIFF			80	12	15.00	0	1	0	3	55	11	10
NUMERICAL CHANGE			36	9	25.00	0	0	0	1	27	5	2
PERCENT CHANGE			44+	3+	10.00-	0	0	0	2+	28+	6+	8+
*****												
STATE POLICE			43	7	16.27	0	3	0	1	14	18	7
NUMERICAL CHANGE			65	4	6.15	0	1	0	2	19	40	3
PERCENT CHANGE			33.8-	75.0+	164.6+	200.0+	2.2+	0	50.0-	26.3-	55.0-	133.3+
*****												
MUNICIPAL	5,066	9.67	49	17	34.69	0	1	0	2	7	36	3
NUMERICAL CHANGE	5,061	8.10	41	18	43.90	0	1	1	0	7	30	2
PERCENT CHANGE	.1+	19.4+	19.5+	5.6-	21.0-	0	0	1-	2+	0	6+	1+
*****												



WEST VIRGINIA U C R CRIME INDEX REPORT

IDENTIFIER	POPULATION	CRIME RATE	TOTAL OFFEN	TOTAL CLEARED	PERCENT CLEARED	MURDER	RAPE	ROBBERY	FEL ASHLT	BREAK ENTER	LARCENY THEFT	M/V THEFT
BELINGTON PD	94	.00	0	0	.00	0	0	0	0	0	0	0
	93	.00	0	0	.00	0	0	0	0	0	0	0
		NUMERICAL CHANGE										
		PERCENT CHANGE										
PHILIPPI PD	94	15.75	49	17	34.69	0	1	0	2	7	36	3
	93	13.19	41	18	43.90	0	1	0	2	7	30	2
		NUMERICAL CHANGE										
		PERCENT CHANGE										
BERKELEY CITY	TOTAL	63.530	2766	450	15.54	2	5	46	223	546	1782	162
	94	43.53	2766	450	15.54	2	5	46	223	546	1782	162
	93	34.48	1678	102	6.07	3	12	10	124	436	1000	93
		NUMERICAL CHANGE										
		PERCENT CHANGE										
RURAL	94	31.53	1536	124	8.07	1	4	14	198	377	835	107
	93	34.48	1678	102	6.07	3	12	10	124	436	1000	93
		NUMERICAL CHANGE										
		PERCENT CHANGE										
SHERIFF	94	1069	38	3.55	0	1	8	128	246	636	50	
	93	1011	44	4.35	1	3	4	77	232	666	28	
		NUMERICAL CHANGE										
		PERCENT CHANGE										
STATE POLICE	94	467	86	18.41	1	3	6	70	131	199	57	
	93	667	58	8.69	2	9	6	47	204	334	65	
		NUMERICAL CHANGE										
		PERCENT CHANGE										
MUNICIPAL	94	82.95	1230	306	24.87	1	1	32	25	169	947	55
	93	84.52	1252	279	22.28	3	0	20	35	202	927	65
		NUMERICAL CHANGE										
		PERCENT CHANGE										
MARTINSBURG PD	94	82.95	1230	306	24.87	1	1	32	25	169	947	55
	93	84.52	1252	279	22.28	3	0	20	35	202	927	65
		NUMERICAL CHANGE										
		PERCENT CHANGE										
BOORE CITY	TOTAL	26.699	475	76	16.00	1	2	0	102	153	169	48
	94	17.78	475	76	16.00	1	2	0	102	153	169	48
	93	16.00	427	93	21.77	4	3	5	59	124	163	69
		NUMERICAL CHANGE										
		PERCENT CHANGE										
RURAL	94	19.50	437	71	16.24	1	2	0	100	138	153	43
	93	16.66	373	87	23.32	4	3	4	58	100	141	63
		NUMERICAL CHANGE										
		PERCENT CHANGE										

# PART I OFFENSES

## WEST VIRGINIA U C R CRIME INDEX REPORT

IDENTIFIER	POPULATION	CRIME RATE	TOTAL OFFEN	TOTAL CLEARED	PERCENT CLEARED	MURDER	RAPE	ROBBERY	FEL ASHLT	BREAK ENTER	LARCENY THEFT	M/V THEFT
SHERIFF 94			314	50	15.92	0	0	0	95	97	90	32
NUMERICAL CHANGE 93			269	72	26.76	3	3	0	51	68	100	44
PERCENT CHANGE			16.7+	30.6-	40.5-	3-	3-	0	86.3+	42.6+	10.0-	27.3-
STATE POLICE 94			123	21	17.07	1	2	0	5	41	63	11
NUMERICAL CHANGE 93			104	15	14.42	1	0	4	7	32	41	19
PERCENT CHANGE			18.3+	40.0+	18.4+	.0	2+	4-	28.6-	28.1+	53.7+	42.1-
MUNICIPAL 94	4,302	8.83	38	5	13.15	0	0	0	2	15	16	5
NUMERICAL CHANGE 93	4,299	12.56	54	6	11.11	0	0	1	1	24	22	6
PERCENT CHANGE	.1+	29.7-	29.6-	16.7-	18.4+	0	0	1-	100.0+	37.5-	27.3-	16.7-
MADISON PD 94	3,150	10.79	34	5	14.70	0	0	0	2	12	15	5
NUMERICAL CHANGE 93	3,147	11.12	35	4	11.42	0	0	1	1	11	18	4
PERCENT CHANGE	.1+	3.0-	2.9-	25.0+	28.7+	0	0	1-	100.0+	9.1+	16.7-	25.0+
WHITESVILLE PD 94	531	7.53	4	0	.00	0	0	0	0	3	1	0
NUMERICAL CHANGE 93	531	35.78	19	2	10.52	0	0	0	0	13	4	2
PERCENT CHANGE	.0	79.0-	78.9-	0	0	0	0	0	0	76.9-	75.0-	0
DARVILLE PD 94	621	.00	0	0	.00	0	0	0	0	0	0	0
NUMERICAL CHANGE 93	621	.00	0	0	.00	0	0	0	0	0	0	0
PERCENT CHANGE	.0	.00	0	0	.00	0	0	0	0	0	0	0
*****												
BRAXTON CTY TOTAL 94	13,180	11.75	155	55	35.48	1	8	5	11	45	77	8
NUMERICAL CHANGE 93	13,167	11.23	148	22	14.86	0	0	6	5	51	80	6
PERCENT CHANGE	.1+	4.6+	4.7+	150.0+	138.8+	0	8+	1-	16.7-	120.0+	11.8-	33.3+
*****												
RURAL 94	12,138	12.52	152	51	33.55	1	8	5	10	45	76	7
NUMERICAL CHANGE 93	12,126	12.03	146	21	14.38	0	0	6	5	51	79	5
PERCENT CHANGE	.1+	4.1+	4.1+	142.9+	133.3+	1+	8+	1-	16.7-	100.0+	11.8-	40.0+
SHERIFF 94			42	16	38.09	0	0	0	2	19	19	2
NUMERICAL CHANGE 93			54	2	3.70	0	0	1	2	27	24	2+
PERCENT CHANGE			22.2-	700.0+	929.5+	0	0	1-	.0	29.6-	20.8-	0
STATE POLICE 94			110	35	31.81	1	8	5	8	26	57	5
NUMERICAL CHANGE 93			92	19	20.65	0	0	5	3	24	55	0
PERCENT CHANGE			19.6+	84.2+	54.0+	1+	8+	.0	166.7+	8.3+	3.6+	.0

WEST VIRGINIA U C R CRIME INDEX REPORT

IDENTIFIER	POPULATION	CRIME RATE	TOTAL OFFENSES	TOTAL CLEARED	PERCENT CLEARED	MURDER	RAPE	ROBBERY	FEL ASSLT	BREAK ENTER	LARCENY THEFT	M/V THEFT
MUNICIPAL	1,042	2.87	3	4	133.33	0	0	0	1	0	1	1
NUMERICAL CHANGE	1,041	1.92	2	1	50.00	0	0	0	0	0	1	1
PERCENT CHANGE	.1+	.95+	1+	3+	83.33+	0	0	0	1+	0	0	0
	.1+	49.5+	50.0+	300.0+	166.7+				*		.0	.0
SUTTON PD	1,042	2.87	3	4	133.33	0	0	0	1	0	1	1
NUMERICAL CHANGE	1,041	1.92	2	1	50.00	0	0	0	0	0	1	1
PERCENT CHANGE	.1+	.95+	1+	3+	83.33+	0	0	0	1+	0	0	0
	.1+	49.5+	50.0+	300.0+	166.7+				*		.0	.0
BROOKE CITY	23,401	11.75	275	70	25.45	0	3	38	52	52	168	16
NUMERICAL CHANGE	23,377	13.68	320	71	22.18	1	3	35	76	76	190	13
PERCENT CHANGE	.1+	14.1-	14.1-	1.4-	14.7+	*	50.0+	8.6+	31.6-	11.6-	7.7+	*
	.1+	1.8-	1.8-	31.3+	33.6+							
RURAL	16,733	6.63	111	21	18.91	0	2	4	34	34	66	5
NUMERICAL CHANGE	16,715	6.75	113	16	14.15	0	3	2	1	22	81	4
PERCENT CHANGE	.1+	1.8-	1.8-	31.3+	33.6+	0	3-	0	300.0+	54.5+	18.5-	25.0+
SHERIFF	94	93	110	21	19.09	0	2	4	34	34	65	5
NUMERICAL CHANGE	93	111	15	13.51	0	3	2	1	22	22	80	3
PERCENT CHANGE	.9-	40.0+	41.3+	5.58+	0	3-	0	300.0+	54.5+	18.8-	66.7+	*
STATE POLICE	94	93	1	0	.00	0	0	0	0	0	1	0
NUMERICAL CHANGE	93	2	1	50.00-	0	0	0	0	0	0	1	1
PERCENT CHANGE	50.0-	1-	1-	50.00-	*	0	0	0	0	0	0	1-
MUNICIPAL	6,668	24.59	164	49	29.87	0	0	1	34	18	102	9
NUMERICAL CHANGE	6,662	31.07	207	55	26.57	1	0	0	34	54	109	9
PERCENT CHANGE	.1+	6.48-	43-	6-	3.30+	1-	0	1+	0	36-	7-	0
	.1+	20.9-	20.8-	10.9-	12.4+	*		*	.0	66.7-	6.4-	.0
FOLLANSBEE PD	3,298	30.32	100	40	40.00	0	0	0	34	5	57	4
NUMERICAL CHANGE	3,295	34.29	113	43	38.05	0	0	0	33	21	56	2
PERCENT CHANGE	.1+	11.6-	11.5-	7.0-	5.1+	0	0	0	1+	16-	1+	2+
	.1+	32.0-	31.9-	25.0-	10.2+				3.0+	76.2-	1.8+	100.0+
WELLSBURG PD	3,370	18.99	64	9	14.06	0	0	1	0	13	45	5
NUMERICAL CHANGE	3,367	27.91	94	12	12.76	0	0	0	1	33	53	7
PERCENT CHANGE	.1+	8.92-	30-	3-	1.30+	0	0	1+	1-	20-	8-	2-
	.1+	32.0-	31.9-	25.0-	10.2+				*	60.6-	15.1-	28.6-
CABELL CITY	101,499	49.20	4995	728	14.57	7	81	139	181	1106	3231	250
NUMERICAL CHANGE	101,389	48.51	4920	939	19.08	5	69	92	201	1053	3283	217
PERCENT CHANGE	.1+	1.4+	1.5+	22.5-	23.6-	40.0+	17.4+	51.1+	10.0-	5.0+	1.6-	15.2+
	.1+	1.4+	1.5+	22.5-	23.6-	40.0+	17.4+	51.1+	10.0-	5.0+	1.6-	15.2+

PART I OFFENSES

# PART I OFFENSES

## WEST VIRGINIA UCR CRIME INDEX REPORT

IDENTIFIER	POPULATION	CRIME RATE	TOTAL OFFEN	TOTAL CLEARED	PERCENT CLEARED	MURDER	RAPE	ROBBERY	FEL ASHLT	BREAK ENTER	LARCENY THEFT	M/V THEFT
RURAL	40,260	24.60	982	142	14.46	1	9	11	29	296	568	68
NUMERICAL CHANGE	40,294	22.94	925	185	20.00	3	8	8	41	229	576	60
PERCENT CHANGE	.1-	1.46+	57+	43-	5.54-	2-	1+	3+	12-	67+	8-	8+
	.1-	6.4+	6.2+	23.2-	27.7-	66.7-	12.5+	37.5+	29.3-	29.3+	1.4-	13.3+
SHERIFF	847	11.57	98	98	11.57	1	8	9	22	265	499	43
NUMERICAL CHANGE	828	18.84	156	156	18.84	3	7	7	33	206	525	47
PERCENT CHANGE	19+	7.27-	58-	58-	7.27-	2-	1+	2+	11-	59+	26-	4-
	2.3+	38.6-	37.2-	37.2-	38.6-	66.7-	14.3+	28.6+	33.3-	28.6+	5.0-	8.5-
STATE POLICE	135	32.59	44	44	32.59	0	1	2	7	31	69	25
NUMERICAL CHANGE	97	29.89	29	29	29.89	0	1	1	8	23	51	13
PERCENT CHANGE	38+	2.70+	15+	15+	2.70+	0	0	1+	1-	8+	18+	12+
	39.2+	9.0+	51.7+	51.7+	9.0+	0	.0	100.0+	12.5-	34.8+	35.3+	92.3+
MUNICIPAL	61,259	65.49	6013	586	14.60	6	72	128	152	810	2663	182
NUMERICAL CHANGE	61,095	65.35	3995	754	18.87	2	61	84	160	824	2707	157
PERCENT CHANGE	164+	.14+	18-	168-	4.27-	4+	11+	44+	8-	14-	44-	25+
	.3+	.2-	.5+	22.3-	22.6-	200.0+	18.0+	52.4+	5.0-	1.7-	1.6-	15.9+
BARBOURSVILLE PD	2,847	129.60	369	194	52.57	0	0	1	0	15	346	7
NUMERICAL CHANGE	2,864	111.81	318	186	58.49	0	0	1	1	21	280	15
PERCENT CHANGE	.1+	17.79+	51+	8+	5.92-	0	0	.0	1-	6-	66+	8-
	.1+	15.9+	16.0+	4.3+	10.1-	0	.0	.0	*	28.6-	23.6+	53.3-
HUNTINGTON PD	54,481	63.49	3460	374	10.80	6	71	126	152	785	2150	170
NUMERICAL CHANGE	54,422	64.03	3486	540	15.49	2	61	83	158	787	2259	136
PERCENT CHANGE	.59+	.54-	26-	166-	4.69-	4+	10+	43+	6-	2-	109-	34+
	.1+	.8-	.7-	30.7-	30.3-	200.0+	16.4+	51.8+	3.8-	.3-	4.8-	25.0+
MILTON PD	2,231	10.30	23	9	39.13	0	0	1	0	5	15	2
NUMERICAL CHANGE	2,229	18.84	42	13	30.95	0	0	0	1	10	27	4
PERCENT CHANGE	.1+	8.54-	19-	4-	8.18+	0	0	1+	1-	5-	12-	2-
	.1+	45.3-	45.2-	30.8-	26.4+	0	0	*	*	50.0-	44.4-	50.0-
MU SECURITY POLICE	1,700	94.70	161	9	5.59	0	1	0	0	5	152	3
NUMERICAL CHANGE	1,600	93.12	149	15	10.06	0	0	0	0	6	141	2
PERCENT CHANGE	100+	1.58+	12+	6-	4.47-	0	1+	0	0	1-	11+	1+
	6.3+	1.7+	8.1+	40.0-	44.4-	0	*	*	0	16.7-	7.8+	50.0+
CALHOUN CITY TOTAL	7,991	8.25	66	34	51.51	0	1	0	10	31	19	5
NUMERICAL CHANGE	7,983	9.26	74	12	16.21	0	4	0	1	40	24	5
PERCENT CHANGE	.1+	10.9-	10.8-	183.3+	217.8+	0	3-	0	9+	9-	5-	0
	.1+	10.9-	10.8-	183.3+	217.8+	0	75.0-	0	900.0+	22.5-	20.8-	.0
RURAL	7,327	6.68	49	27	55.10	0	1	0	5	25	14	4
NUMERICAL CHANGE	7,319	10.11	74	12	16.21	0	4	0	1	40	24	5
PERCENT CHANGE	.1+	33.9-	33.8-	125.0+	239.9+	0	3-	0	4+	15-	10-	1-
	.1+	33.9-	33.8-	125.0+	239.9+	0	75.0-	0	400.0+	37.5-	41.7-	20.0-

WEST VIRGINIA U C R CRIME INDEX REPORT

IDENTIFIER	POPULATION	CRIME RATE	TOTAL OFFEN	TOTAL CLEARED	PERCENT CLEARED	MURDER	RAPE	ROBBERY	FEL ASHLT	BREAK ENTER	LARCENY THEFT	M.V THEFT
SHERIFF 94			16	13	81.25	0	0	0	2	7	4	3
NUMERICAL CHANGE 93			34	1	2.94	0	1	0	1	25	7	0
PERCENT CHANGE			18-	12+	78.31+	0	1-	0	1+	18-	3-	3+
			52.9-	1200.0+	2663.6+				100.0+	72.0-	42.9-	*
STATE POLICE 94			33	14	42.42	0	1	0	3	18	10	1
NUMERICAL CHANGE 93			40	11	27.50	0	3	0	0	15	17	5
PERCENT CHANGE			7-	3+	14.92+	0	2-	0	3+	3+	7-	4-
			17.5-	27.3+	54.3+		66.7-		*	20.0+	41.2-	80.0-
MUNICIPAL 94	664	25.60	17	7	41.17	0	0	0	5	6	5	1
NUMERICAL CHANGE 93	664	.00	0	0	.00	0	0	0	0	0	0	0
PERCENT CHANGE	.0	25.60+	17+	7+	41.17+	0	0	0	5+	6+	5+	1+
		.0	*	*	*				*	*	*	*
GRANTSVILLE PD 94	664	25.60	17	7	41.17	0	0	0	5	6	5	1
NUMERICAL CHANGE 93	664	.00	0	0	.00	0	0	0	0	0	0	0
PERCENT CHANGE	.0	25.60+	17+	7+	41.17+	0	0	0	5+	6+	5+	1+
		.0	*	*	*				*	*	*	*
CLAY CITY TOTAL 94	10,107	10.28	104	32	30.76	0	2	4	13	39	41	5
NUMERICAL CHANGE 93	10,096	9.50	96	22	22.91	0	1	4	5	43	32	11
PERCENT CHANGE	.1+	.78+	8+	10+	7.85+	0	1+	0	8+	4-	9+	16-
		8.2+	8.3+	45.5+	34.3+	100.0+	100.0+	.0	160.0+	9.3-	28.1+	54.5-
			*	*	*	*	*	*	*	*	*	*
RURAL 94	10,107	10.28	104	32	30.76	0	2	4	13	39	41	5
NUMERICAL CHANGE 93	10,096	9.50	96	22	22.91	0	1	4	5	43	32	11
PERCENT CHANGE	.1+	.78+	8+	10+	7.85+	0	1+	0	8+	4-	9+	16-
		8.2+	8.3+	45.5+	34.3+	100.0+	100.0+	.0	160.0+	9.3-	28.1+	54.5-
			*	*	*	*	*	*	*	*	*	*
SHERIFF 94			35	14	40.00	0	0	0	5	5	23	2
NUMERICAL CHANGE 93			31	12	38.70	0	0	1	4	8	16	2
PERCENT CHANGE			4+	2+	1.30+	0	0	1-	1+	3-	7+	0
			12.9+	16.7+	3.4+			*	25.0+	37.5-	43.8+	.0
STATE POLICE 94			69	18	26.08	0	2	6	8	34	18	3
NUMERICAL CHANGE 93			65	10	15.38	0	1	3	1	35	16	9
PERCENT CHANGE			4+	8+	10.70+	0	1+	1+	7+	1-	2+	6-
			6.2+	80.0+	69.6+		100.0+	33.3+	700.0+	2.9-	12.5+	66.7-
			*	*	*	*	*	*	*	*	*	*
DODDRIDGE CITY TOTAL 94	7,157	7.96	57	10	17.54	0	0	1	2	27	25	2
NUMERICAL CHANGE 93	7,150	6.29	45	3	6.66	0	1	1	1	30	10	2
PERCENT CHANGE	.1+	1.67+	12+	7+	10.88+	0	1-	0	1+	3-	15+	0
		26.6+	26.7+	233.3+	163.4+			.0	100.0+	10.0-	150.0+	.0
			*	*	*	*	*	*	*	*	*	*
RURAL 94	7,157	7.96	57	10	17.54	0	0	1	2	27	25	2
NUMERICAL CHANGE 93	7,150	6.29	45	3	6.66	0	1	1	1	30	10	2
PERCENT CHANGE	.1+	1.67+	12+	7+	10.88+	0	1-	0	1+	3-	15+	0
		26.6+	26.7+	233.3+	163.4+			.0	100.0+	10.0-	150.0+	.0
			*	*	*	*	*	*	*	*	*	*

PART I OFFENSES

# PART I OFFENSES

## WEST VIRGINIA U C R CRIME INDEX REPORT

IDENTIFIER	POPULATION	CRIME RATE	TOTAL OFFEN	PERCENT CLEARED	MURDER	RAPE	ROBBERY	FEL ASHLT	BREAK ENTER	LARCENY THEFT	M/V THEFT
SHERIFF	94		20	1 5.00	0	0	0	0	6	12	2
	93		29	0 0.00	0	0	0	0	18	9	1
			9-	1+ 5.00+	0	0	0	0	12-	3+	1+
			31.0-	%	%	%	%	%	66.7-	33.3+	100.0+
STATE POLICE	94		37	9 24.32	0	0	1	2	21	13	0
	93		16	3 18.75	0	1	0	1	12	1	1
			21+	6+ 5.57+	0	1-	1+	1+	9+	12+	1-
			131.3+	200.0+	29.7+	%	%	100.0+	75.0+	120.0+	%
FAYETTE CITY	TOTAL		48,942	255	24.37	3	9	6	247	648	71
	94		21.36	1046	29.31	6	10	13	42	274	65
	93		21.55	1054	4.94-	3-	1-	7-	27-	64	6+
			.19-	8-	54-	50.0-	10.0-	53.8-	9.9-	6+	9.2+
			.1+	.8-	17.5-	16.9-	50.0-	47.6+	9.9-	6+	9.2+
RURAL	94		31,551	86	16.34	2	6	2	33	139	48
	93		31,516	167	30.86	5	6	7	25	152	30
			35+	15-	14.52-	3-	0	5-	8+	13-	9+
			.1+	2.9-	47.1-	60.0-	.0	71.4-	8.6-	3.6-	23.1+
SHERIFF	94		247	60	24.29	1	0	1	14	80	26
	93		291	41.92	4	2	5	18	89	144	29
			44-	62-	17.63-	3-	2-	4-	9-	19-	3-
			15.1-	50.8-	42.1-	75.0-	%	80.0-	10.1-	13.2-	10.3-
STATE POLICE	94		279	26	9.31	1	6	1	19	59	171
	93		250	45	18.00	1	4	2	7	63	10
			29+	19-	8.69-	0	2+	1-	12+	4-	12+
			11.6+	42.2-	48.3-	.0	50.0+	50.0-	171.4+	6.3-	4.9+
MUNICIPAL	94		17,391	520	32.50	1	3	4	29	108	23
	93		17,378	513	27.68	1	4	6	17	122	26
			13+	7+	4.82+	0	1-	2-	12+	14-	5-
			.1+	1.4+	17.4+	.0	25.0-	33.3-	70.6+	11.5-	11.5-
ANSTED PD	94		1,712	5	50.00	0	0	0	3	4	3
	93		1,711	5	33.33	0	1	0	1	13	0
			1+	5-	16.67+	0	1-	0	2+	9-	3+
			.1+	33.3-	50.0+	%	%	200.0+	69.2-	%	%
FAYETTEVILLE PD	94		2,215	14	14.28	0	0	3	3	8	0
	93		2,213	6	16.66	0	0	0	0	4	0
			2+	1+	2.38-	0	0	1+	3+	6+	0
			.1+	133.2+	133.3+	100.0+	50.0+	0	100.0+	0	0
MONTGOMERY PD	94		2,206	36	63.88	0	0	0	15	19	2
	93		2,205	34	50.00	1	0	0	11	22	0
			1+	2+	13.88+	1-	0	0	14+	3-	2+
			.0	5.8+	27.8+	%	%	36.4+	13.6-	%	%

MEST VIRGINIA U C R CRIME INDEX REPORT

IDENTIFIER	POPULATION	CRIME RATE	TOTAL OFFEN	TOTAL CLEARED	PERCENT CLEARED	MURDER	RAPE	ROBBERY	FEL ASLT	BREAK ENTER	LARCENY THEFT	M/V THEFT
MOUNT HOPE PD	1,652	30.87	51	6	11.76	0	1	0	2	16	28	4
NUMERICAL CHANGE	1,651	33.31	55	14	25.45	0	2	2	4	16	25	6
PERCENT CHANGE	.1+	2.44-	4-	8-	13.69-	0	1-	2-	2-	0	3+	2-
	.1+	7.3-	7.3-	57.1-	53.8-		50.0-	*	50.0-	.0	12.0+	33.3-
OAK HILL PD	6,840	54.82	375	126	33.60	1	2	1	25	66	267	13
NUMERICAL CHANGE	6,833	53.26	364	97	26.64	0	0	2	9	78	256	19
PERCENT CHANGE	.1+	1.56+	11+	29+	6.96+	1+	2+	1-	16+	12-	11+	6-
	.1+	2.9+	3.0+	29.9+	26.1+	*	50.0-	*	17.8+	15.4-	4.3+	31.6-
SMITHERS PD	1,095	9.13	10	2	20.00	0	0	0	0	0	10	0
NUMERICAL CHANGE	1,094	14.62	16	7	43.75	0	1	0	3	7	4	1
PERCENT CHANGE	.1+	5.49-	6-	5-	23.75-	0	1-	0	3-	7-	6+	1-
	.1+	37.6-	37.5-	71.4-	54.3-		*	*	*	*	150.0+	*
W VA TECH SECURITY	1,000	24.00	24	5	20.83	0	0	0	2	5	16	1
NUMERICAL CHANGE	1,000	23.00	23	1	4.34	0	0	0	1	9	13	0
PERCENT CHANGE	.0	1.00+	1+	4+	16.69+	0	0	0	1+	4-	3+	1+
	.0	4.3+	4.3+	400.0+	380.0+				100.0+	44.4-	23.1+	*
GAULEY BRIDGE PD	671	.00	0	0	.00	0	0	0	0	0	0	0
NUMERICAL CHANGE	671	.00	0	0	.00	0	0	0	0	0	0	0
PERCENT CHANGE	.0	.00	0	0	.00	0	0	0	0	0	0	0
GILMER CITY	7,547	12.05	91	12	13.18	0	3	1	0	24	57	6
NUMERICAL CHANGE	7,539	18.70	141	33	23.40	3	1	0	7	43	83	4
PERCENT CHANGE	.1+	6.65-	50-	21-	10.22-	3-	2+	1+	7-	19-	26-	2+
	.1+	35.6-	35.5-	63.6-	43.7-	*	200.0+	*	*	44.2-	31.3-	50.0+
RURAL	4,962	10.07	50	5	10.00	0	1	0	0	16	27	0
NUMERICAL CHANGE	4,966	18.12	90	20	22.22	3	1+	0	7	35	41	4
PERCENT CHANGE	.1-	8.05-	40-	15-	12.22-	3-	*	*	7-	19-	14-	2+
	.1-	44.4-	44.4-	75.0-	55.0-				*	54.3-	34.1-	50.0+
SHERIFF	94	67	34	1	2.94	0	1	0	0	12	17	4
NUMERICAL CHANGE	93	67	5	5	7.66	0	0	0	2	30	32	3
PERCENT CHANGE		33-	4-	4-	4.52-	0	1+	0	2-	18-	15-	1+
		49.3-	80.0-	60.6-		*	*	*	*	60.0-	46.9-	33.3+
STATE POLICE	94	16	4	4	25.00	0	0	0	0	4	10	2
NUMERICAL CHANGE	93	23	15	15	65.21	3	0	0	5	5	9	1
PERCENT CHANGE		7-	11-	40.21-		3-	0	0	5-	1-	1+	1+
		30.4-	73.3-	61.7-		*	*	*	*	20.0-	11.1+	100.0+
MUNICIPAL	94	15.86	61	7	17.07	0	2	1	0	8	30	0
NUMERICAL CHANGE	93	19.82	51	13	25.49	0	1	0	0	8	42	0
PERCENT CHANGE	.5+	3.96-	10-	6-	8.42-	0	1+	1+	0	0	12-	0
	.5+	20.0-	19.6-	46.2-	33.0-		100.0+	*	*	.0	28.6-	

PART I OFFENSES

# PART I OFFENSES

## WEST VIRGINIA U C R CRIME INDEX REPORT

IDENTIFIER	POPULATION	CRIME RATE	TOTAL OFFEN	TOTAL CLEARED	PERCENT CLEARED	MURDER	RAPE	ROBBERY	FEL ASHLT	BREAK ENTER	LARCENY THEFT	M/V THEFT
GLENVILLE PD	1,925	16.62	32	7	21.87	0	2	1	0	6	23	0
NUMERICAL CHANGE	1,923	16.64	32	11	34.37	0	1	0	0	6	25	0
PERCENT CHANGE	.1+	.02-	0	4-	12.50-	0	100.0+	1+	0	0	2-	0
		.1-	.0	36.4-	36.4-			100.0+	1+	.0	8.0-	
GLENVILLE ST SECURITY	660	13.63	9	0	.00	0	0	0	0	2	7	0
NUMERICAL CHANGE	650	29.23	19	2	10.52	0	0	0	0	2	17	0
PERCENT CHANGE	10+	15.60-	10-	2-	10.52-	0	0	0	0	0	10-	0
	1.5+	53.4-	52.6-	1+	10.52-					.0	58.8-	
GRANT CITY	10,745	9.39	101	20	19.80	1	0	0	3	49	62	6
NUMERICAL CHANGE	10,735	6.70	72	15	20.83	2	3	1	2	24	36	4
PERCENT CHANGE	1+	2.69+	29+	5+	1.03-	1-	3-	1-	1+	25+	6+	2+
		40.1+	40.3+	33.3+	4.9-	50.0-	100.0+	100.0+	50.0+	104.2+	16.7+	50.0+
RURAL	8,290	8.80	73	13	17.80	1	0	0	3	37	27	5
NUMERICAL CHANGE	8,282	6.51	54	12	22.22	2	3	1	2	19	24	3
PERCENT CHANGE	.1+	35.2+	35.2+	8.3+	19.9-	50.0-	100.0+	100.0+	50.0+	94.7+	12.5+	66.7+
SHERIFF	94	42	6	6	14.28	1	0	0	2	24	13	2
NUMERICAL CHANGE	93	31	9	9	29.03	2	0	0	2	11	13	2
PERCENT CHANGE		11+	3-	14.75-	1-	100.0+	100.0+	100.0+	50.0+	13+	0	0
		35.5+	33.3-	50.8-	50.0-					118.2+	.0	.0
STATE POLICE	94	31	7	7	22.58	0	0	0	1	13	14	3
NUMERICAL CHANGE	93	23	3	3	13.04	0	3	0	0	8	11	1
PERCENT CHANGE		8+	4+	9.54+	0	100.0+	100.0+	100.0+	50.0+	5+	3+	2+
		34.8+	133.3+	73.2+						62.5+	27.3+	200.0+
MUNICIPAL	2,455	11.40	28	7	25.00	0	0	0	0	12	15	1
NUMERICAL CHANGE	2,453	7.33	18	3	16.66	0	0	0	0	5	12	1
PERCENT CHANGE	.1+	6.07+	10+	4+	8.34+	0	0	0	0	7+	3+	0
		55.5+	55.6+	133.3+	50.1+					140.0+	25.0+	.0
PETERSBURG PD	2,455	11.40	28	7	25.00	0	0	0	0	12	15	1
NUMERICAL CHANGE	2,453	7.33	18	3	16.66	0	0	0	0	5	12	1
PERCENT CHANGE	.1+	6.07+	10+	4+	8.34+	0	0	0	0	7+	3+	0
		55.5+	55.6+	133.3+	50.1+					140.0+	25.0+	.0
GREENBRIER CITY TOTAL	34,511	12.68	438	106	24.20	2	6	2	17	162	220	29
NUMERICAL CHANGE	34,477	11.04	381	99	25.98	1	5	1	21	115	221	17
PERCENT CHANGE	.1+	14.9+	15.0+	7.1+	6.9-	100.0+	100.0+	100.0+	19.0-	40.9+	.5-	70.6+
		14.9+	15.0+	7.1+	6.9-	100.0+	100.0+	100.0+	19.0-	40.9+	.5-	70.6+
RURAL	24,342	11.58	282	59	20.92	2	6	1	8	103	143	19
NUMERICAL CHANGE	24,317	8.55	208	50	24.03	1	1	0	12	70	115	9
PERCENT CHANGE	.1+	3.03+	7.4+	9+	3.11-	100.0+	100.0+	100.0+	33.3-	47.1+	24.3+	111.1+
		35.4+	35.6+	18.0+	12.9-	100.0+	100.0+	100.0+	33.3-	47.1+	24.3+	111.1+



WEST VIRGINIA U C R CRIME INDEX REPORT

IDENTIFIER	POPULATION	CRIME RATE	TOTAL OFFEN	TOTAL CLEARED	PERCENT CLEARED	MURDER	RAPE	ROBBERY	FEL ASHLT	BREAK ENTER	LARCENY THEFT	M/V THEFT
SHERIFF 94	124	13	10.48	0	0	0	0	1	3	52	57	11
NUMERICAL CHANGE 93	60	23	38.33	0	0	0	0	0	6	19	32	3
PERCENT CHANGE	64+	10-	27.85-	0	0	0	0	1+	3-	33+	25+	8+
	106.7+	43.5-	72.7-					*	50.0-	173.7+	78.1+	266.7+
STATE POLICE 94	158	46	29.11	2	6	0	0	0	5	51	86	8
NUMERICAL CHANGE 93	148	27	18.24	1	1	1	1	0	6	51	83	6
PERCENT CHANGE	10+	19+	10.87+	1+	5+	0	0	0	1-	0	3+	2+
	6.8+	70.4+	59.6+	100.0+	500.0+			0	16.7-	.0	3.6+	33.3+
MUNICIPAL 94	10,169	15.33	47	30.12	0	0	0	1	9	59	77	10
NUMERICAL CHANGE 93	10,160	17.02	49	28.32	0	4	4	1	9	45	106	8
PERCENT CHANGE	.1+	1.69-	2-	1.80+	0	4-	0	0	0	14+	29-	2+
		9.9-	4.1-	6.4+		*		.0	.0	31.1+	27.4-	25.0+
LEMISBURG PD 94	3,849	12.21	47	42.55	0	0	0	1	6	13	24	3
NUMERICAL CHANGE 93	3,845	19.76	76	27.63	0	4	4	0	5	8	54	5
PERCENT CHANGE	.1+	7.55-	1-	14.92+	0	4-	0	1+	20.0+	62.5+	55.6-	40.0-
		38.2-	4.8-	54.0+		*		*				
RAINELLE PD 94	1,729	31.80	55	12	21.81	0	0	0	0	20	33	2
NUMERICAL CHANGE 93	1,728	25.46	44	17	38.63	0	0	1	1	6	35	1
PERCENT CHANGE	.1+	6.34+	11+	5-	16.82-	0	0	1-	1-	14+	2-	1+
		24.9+	25.0+	29.4-	43.5-			*	*	233.3+	5.7-	100.0+
RONCEVERTE PD 94	1,782	5.05	9	11.11	0	0	0	0	0	3	3	3
NUMERICAL CHANGE 93	1,781	16.84	30	6	20.00	0	0	0	0	22	6	2
PERCENT CHANGE	.1+	11.79-	21-	8.89-	0	0	0	0	0	19-	3-	1+
		70.0-	70.0-	83.3-	44.5-			*		86.4-	50.0-	50.0+
WHITE SULPHUR SPRINGS PD 94	2,809	16.01	45	14	31.11	0	0	0	3	23	17	2
NUMERICAL CHANGE 93	2,806	8.19	23	5	21.73	0	0	0	3	9	11	0
PERCENT CHANGE	.1+	7.82+	22+	9+	9.38+	0	0	0	0	14+	6+	2+
		95.5+	95.7+	180.0+	43.2+				.0	155.6+	54.5+	*
HAMPSHIRE CTY TOTAL 94	17,596	14.71	259	40	15.44	2	0	1	11	118	106	21
NUMERICAL CHANGE 93	17,577	15.07	265	34	12.83	0	1	0	12	93	145	14
PERCENT CHANGE	.1+	.36-	6+	2.61+	2+	1-	1+	1+	1-	25+	39-	7+
		2.4-	2.3-	17.6+	20.3+	*	*	*	8.3-	26.9+	26.9-	50.0+
RURAL 94	15,524	13.59	211	37	17.53	1	0	0	10	107	74	19
NUMERICAL CHANGE 93	15,507	12.63	196	34	17.34	0	1	0	8	88	87	12
PERCENT CHANGE	.1+	.96+	15+	3+	1.19+	1+	1-	0	2+	19+	13-	7+
		7.6+	7.7+	8.8+	1.1+	*	*		25.0+	21.6+	14.9-	58.3+
SHERIFF 94	59	8.47	0	0	0	0	0	0	3	30	22	4
NUMERICAL CHANGE 93	82	7	8.53	0	0	0	0	0	0	35	46	1
PERCENT CHANGE	23-	.06-	0	0	0	0	0	0	3+	5-	24-	3+
	28.0-	28.6-	.7-						*	14.3-	52.2-	300.0+

PART I OFFENSES

# PART I OFFENSES

## WEST VIRGINIA U C R CRIME INDEX REPORT

IDENTIFIER	POPULATION	CRIME RATE	TOTAL OFFEN	TOTAL CLEARED	PERCENT CLEARED	MURDER	RAPE	ROBBERY	FEL ASHLT	BREAK ENTER	LARCENY THEFT	M/V THIEFT
STATE POLICE 94	152	32	21.05	0	0	0	0	0	7	77	52	15
NUMERICAL CHANGE	114	27	23.68	0	0	0	0	0	8	53	41	11
PERCENT CHANGE	38+	5+	2.63-	1+	1+	1+	1+	0	1-	24+	11+	4+
	33.3+	18.5+	11.1-	*	*	*	*	*	12.5-	45.3+	26.8+	36.4+
MUNICIPAL 94	2,072	23.16	48	3	6.25	1	0	1	1	11	32	2
NUMERICAL CHANGE	2,070	33.33	69	0	0.00	0	0	0	4	5	58	2
PERCENT CHANGE	.1+	10.17-	21-	3+	6.25+	1+	0	1+	3-	6+	26-	0
	.1+	30.5-	30.4-	*	*	*	*	*	75.0-	120.0+	44.8-	.0
ROMNEY PD 94	2,072	23.16	48	3	6.25	1	0	1	1	11	32	2
NUMERICAL CHANGE	2,070	33.33	69	0	0.00	0	0	0	4	5	58	2
PERCENT CHANGE	.1+	10.17-	21-	3+	6.25+	1+	0	1+	3-	6+	26-	0
	.1+	30.5-	30.4-	*	*	*	*	*	75.0-	120.0+	44.8-	.0
HAWCOCK CTY TOTAL 94	38,943	19.71	768	95	12.36	0	5	9	58	156	477	65
NUMERICAL CHANGE	38,903	17.75	691	85	12.30	3	4	7	51	172	409	45
PERCENT CHANGE	.1+	11.0+	11.1+	11.8+	.5+	3-	1+	2+	7+	16-	68+	18+
	.1+	11.0+	11.1+	11.8+	.5+	25.0+	28.6+	13.7+	13.7+	9.3-	16.6+	40.0+
RURAL 94	12,574	10.17	128	11	8.59	0	1	0	2	14	92	19
NUMERICAL CHANGE	12,561	10.11	127	16	12.59	2-	1+	2-	7	25	80	11
PERCENT CHANGE	.1+	.06+	.8+	31.3-	31.8-	*	*	*	71.4-	44.0-	15.0+	72.7+
SHERIFF 94	121	8	6.61	0	0	0	1	0	1	14	89	16
NUMERICAL CHANGE	120	15	12.50	2	4.00-	2-	0	0	7	23	75	11
PERCENT CHANGE	.8+	46.7-	47.1-	*	*	*	*	*	6-	9-	15+	5+
	.8+	46.7-	47.1-	*	*	*	*	*	85.7-	39.1-	18.7+	45.5+
STATE POLICE 94	7	3	42.85	0	0	0	0	0	1	0	3	3
NUMERICAL CHANGE	7	1	14.28	0	0	0	0	0	0	2	5	0
PERCENT CHANGE	.0	200.0+	200.1+	*	*	*	*	*	1+	2-	2-	3+
	.0	200.0+	200.1+	*	*	*	*	*	*	*	40.0-	*
MUNICIPAL 94	26,369	24.26	640	84	13.12	0	4	9	56	142	385	44
NUMERICAL CHANGE	26,342	21.40	564	69	12.23	1	4	5	44	147	329	34
PERCENT CHANGE	.1+	2.86+	7.6+	15+	.89+	1-	0	4+	12+	5-	56+	10+
	.1+	13.4+	13.5+	21.7+	7.3+	*	.0	80.0+	27.3+	3.4-	17.0+	29.4+
CHESTER PD 94	2,935	24.19	71	9	12.67	0	1	0	1	20	45	4
NUMERICAL CHANGE	2,932	21.48	63	7	11.11	0	0	0	0	24	36	2
PERCENT CHANGE	.1+	12.6+	12.7+	28.6+	14.0+	0	1+	1-	1+	4-	9+	2+
	.1+	12.6+	12.7+	28.6+	14.0+	*	*	*	*	16.7-	25.0+	100.0+
HEIRTON PD 94	22,038	24.00	529	69	13.04	0	1	9	54	116	318	31
NUMERICAL CHANGE	22,015	22.11	487	58	11.90	1	3	4	44	115	288	32
PERCENT CHANGE	.1+	1.89+	42+	11+	1.14+	1-	2-	5+	10+	1+	30+	1-
	.1+	8.5+	8.6+	19.0+	9.6+	*	66.7-	125.0+	22.7+	.9+	10.4+	3.1-

WEST VIRGINIA U C R CRIME INDEX REPORT

IDENTIFIER	POPULATION	CRIME RATE	TOTAL OFFEN	TOTAL CLEARED	MURDER	RAPE	ROBBERY	FEL ASLT	BREAK ENTER	LARCENY THEFT	M/V THEFT
NEH CUMBERLAND PD	94	28.65	40	6	0	2	0	1	6	22	9
NUMERICAL CHANGE	93	10.03	14	4	0	1	0	0	8	5	0
PERCENT CHANGE	.1+	18.62+	26+	2+	0	1+	0	1+	2-	17+	9+
		185.6+	185.7+	50.0+	0	100.0+	0	*	25.0-	340.0+	*
*****											
HARDY CITY	TOTAL	15.05	171	49	1	1	0	15	78	72	4
NUMERICAL CHANGE	94	13.39	152	44	2	6	0	7	40	86	11
PERCENT CHANGE	93	1.66+	19+	5+	1-	5-	0	8+	38+	14-	7-
	1+	12.6+	12.5+	11.4+	1.0-	83.3-	0	114.3+	95.0+	16.3-	63.6-
*****											
RURAL	94	10.04	92	26	1	1	0	5	53	31	1
NUMERICAL CHANGE	93	6.22	57	20	2	1	0	5	21	21	7
PERCENT CHANGE	9+	3.82+	35+	6+	1-	0	0	0	32+	10+	6-
	.1+	61.4+	61.4+	30.0+	50.0-	.0	0	.0	152.4+	47.6+	85.7-
*****											
SHERIFF	94	16	7	43.75	0	0	0	1	10	5	0
NUMERICAL CHANGE	93	9	3	33.33	0	0	0	1	5	3	0
PERCENT CHANGE		7+	6+	10.42+	0	0	0	0	5+	2+	0
		77.8+	133.3+	31.3+	0	0	0	.0	100.0+	66.7+	0
*****											
STATE POLICE	94	76	19	25.00	1	1	0	4	43	26	1
NUMERICAL CHANGE	93	48	17	35.41	2	1	0	4	16	18	7
PERCENT CHANGE		28+	2+	10.41-	1-	0	0	0	27+	8+	6-
		58.3+	11.8+	29.4-	50.0-	.0	0	.0	168.8+	44.4+	85.7-
*****											
MUNICIPAL	94	35.94	79	23	0	0	0	10	25	41	3
NUMERICAL CHANGE	93	43.26	95	24	0	5	0	2	19	65	4
PERCENT CHANGE	2+	7.32-	16-	1-	0	5-	0	8+	6+	24-	1-
	.1+	16.9-	16.8-	4.2-	15.2+	*	0	400.0+	31.6+	36.9-	25.0-
*****											
MOOREFIELD PD	94	35.94	79	23	0	0	0	10	25	41	3
NUMERICAL CHANGE	93	43.26	95	24	0	5	0	2	19	65	4
PERCENT CHANGE	2+	7.32-	16-	1-	0	5-	0	8+	6+	24-	1-
	.1+	16.9-	16.8-	4.2-	15.2+	*	0	400.0+	31.6+	36.9-	25.0-
*****											
HARRISON CTY	TOTAL	18.59	1312	516	5	10	9	67	260	901	60
NUMERICAL CHANGE	93	20.40	1438	561	3	7	10	29	314	996	70
PERCENT CHANGE	72+	1.81-	126-	45-	2+	3+	1-	38+	54-	95-	19-
	.1+	8.9-	8.8-	8.0-	66.7+	42.9+	10.0-	131.0+	17.2-	9.5-	24.1-
*****											
RURAL	94	12.87	454	92	2	2	3	54	162	227	24
NUMERICAL CHANGE	93	12.63	445	79	3	2	5	12	165	225	33
PERCENT CHANGE	.24+	1.9+	2.0+	16.5+	33.3-	.0	40.0-	350.0+	13.9-	.9+	27.5-
	.1+	1.9+	2.0+	16.5+	33.3-	.0	40.0-	350.0+	13.9-	.9+	27.5-
*****											
SHERIFF	94	331	71	21.45	2	2	3	54	87	165	18
NUMERICAL CHANGE	93	273	60	21.97	2	2	4	54	80	159	17
PERCENT CHANGE		58+	11+	.52-	0	0	1-	45+	7+	6+	1+
		21.2+	18.3+	2.4-	.0	.0	25.0-	500.0+	8.8+	3.8+	5.9+

PART I OFFENSES

# PART I OFFENSES

## WEST VIRGINIA U C R CRIME INDEX REPORT

IDENTIFIER	POPULATION	CRIME RATE	TOTAL OFFENSES	TOTAL CLEARED	PERCENT CLEARED	MURDER	RAPE	ROBBERY	FEL ASHLT	BREAK ENTER	LARCENY THEFT	M/V THEFT
STATE POLICE 94	123	21	17.07	0	0	0	0	0	0	55	62	6
NUMERICAL CHANGE 93	172	19	11.04	1	1	1	0	0	3	85	66	16
PERCENT CHANGE	49-	2+	6.03+	1-	1-	1-	0	0	3-	30-	4-	10-
	28.5-	10.5+	54.6+	35.3-	6.1-	62.5-						
MUNICIPAL 94	35,298	24.30	858	424	49.41	3	8	6	13	118	674	36
NUMERICAL CHANGE 93	35,264	28.15	993	482	48.53	0	5	5	17	149	771	46
PERCENT CHANGE	34+	3.85-	135-	58-	.88+	3+	3+	1+	4-	31-	97-	10-
	.1+	13.7-	13.6-	12.0-	1.8+	60.0+	20.0+	23.5-	20.8-	12.6-	21.7-	
BRIDGEPORT PD 94	6,872	41.90	288	144	50.00	1	2	0	4	20	268	13
NUMERICAL CHANGE 93	6,865	49.81	342	182	53.21	0	0	2	2	25	299	14
PERCENT CHANGE	7+	7.91-	56-	38-	3.21-	1+	2+	2-	2+	5-	51-	1-
	.1+	15.9-	15.8-	20.9-	6.0-	20.0+	20.0+	100.0+	20.0-	17.1-	7.1-	
CLARKSBURG PD 94	18,078	26.16	473	240	50.73	2	6	5	8	78	356	20
NUMERICAL CHANGE 93	18,059	26.57	480	225	46.87	0	5	3	7	73	365	27
PERCENT CHANGE	19+	4.1-	7-	15+	3.86+	2+	1+	2+	1+	5+	11-	7-
	.1+	1.5-	1.5-	6.7+	8.2+	20.0+	66.7+	14.3+	6.8+	3.0-	25.9-	
SALEM PD 94	2,246	4.89	11	8	72.72	0	0	0	0	3	6	2
NUMERICAL CHANGE 93	2,244	15.59	35	9	25.71	0	0	0	1	16	16	2
PERCENT CHANGE	2+	10.70-	24-	1-	47.01+	0	0	0	1-	13-	10-	0
	.1+	68.6-	68.6-	11.1-	182.8+				81.3-	62.5-		.0
SHINNSTON PD 94	2,591	8.10	21	17	80.95	0	0	1	0	2	18	0
NUMERICAL CHANGE 93	2,589	14.29	37	35	94.59	0	0	0	1	2	34	0
PERCENT CHANGE	2+	6.19-	16-	18-	13.64-	0	0	1+	1-	0	16-	0
	.1+	43.3-	43.2-	51.4-	14.4-				.0	47.1-		
STONEHOOD PD 94	1,986	12.58	25	5	20.00	0	0	0	1	7	17	0
NUMERICAL CHANGE 93	1,984	15.12	30	5	16.66	0	0	0	2	7	21	0
PERCENT CHANGE	2+	2.54-	5-	0	3.34+	0	0	0	1-	0	4-	0
	.1+	16.8-	16.7-	.0	20.0+				50.0-	.0	19.0-	
ANMOORE PD 94	713	9.81	7	2	28.57	0	0	0	0	2	5	0
NUMERICAL CHANGE 93	713	25.24	18	4	22.22	0	0	0	2	8	7	1
PERCENT CHANGE	0	15.43-	11-	2-	6.35+	0	0	0	2-	6-	2-	1-
	.0	61.1-	61.1-	50.0-	28.6+				75.0-	28.6-		
NUTTER FORT PD 94	1,794	18.39	33	8	24.24	0	0	0	0	6	26	1
NUMERICAL CHANGE 93	1,793	22.30	40	15	37.50	0	0	0	2	7	29	2
PERCENT CHANGE	1+	3.91-	7-	7-	13.26-	0	0	0	2-	1-	3-	1-
	.1+	17.5-	17.5-	46.7-	35.4-				14.3-	10.3-	50.0-	
LUMBERPORT PD 94	1,018	.00	0	0	.00	0	0	0	0	0	0	0
NUMERICAL CHANGE 93	1,017	10.81	11	7	63.63	0	0	0	0	11	0	0
PERCENT CHANGE	.1+	10.81-	11-	7-	63.63-				0	11-	0	0
	.1+	.0	.0	.0	.0				0	11-	0	0
JACKSON CITY TOTAL	26,292	13.61	358	61	17.03	2	2	2	9	103	208	32
NUMERICAL CHANGE 93	26,285	12.67	333	86	25.82	1	3	0	9	106	191	23
PERCENT CHANGE	27+	.94+	25+	25-	8.79-	1+	1-	2+	0	9	17+	9+
	.1+	7.6+	7.5+	29.1-	34.0-	100.0+	33.3-	.0	2.8-	8.9+	39.1+	

MEST VIRGINIA U C R CRIME INDEX REPORT

IDENTIFIER	POPULATION	CRIME RATE	TOTAL OFFEN	TOTAL CLEARED	PERCENT CLEARED	MURDER	RAPE	ROBBERY	FEL ASHLT	BREAK ENTER	LARCENY THEFT	M/V THEFT
RURAL	19,028	10.82	206	22	10.67	1	1	2	4	75	98	25
NUMERICAL CHANGE	19,008	11.51	219	48	21.91	0	1	0	4	96	97	18
PERCENT CHANGE	.1+	.69-	13-	26-	11.54-	0	2-	2+	0	21-	1+	7+
		6.0-	5.9-	54.2-	51.3-	.0	66.7-	*	.0	21.9-	1.0+	38.9+
SHERIFF			166	16	9.63	1	1	1	2	57	83	21
NUMERICAL CHANGE			182	14	9.85	1	1	0	1	70	58	9
PERCENT CHANGE			24+	2+	2-	0	2-	1+	1+	13-	25+	12+
			16.9+	14.3+	2.2-	.0	66.7-	*	100.0+	18.6-	43.1+	133.3+
STATE POLICE			60	6	15.00	0	0	1	2	26	15	4
NUMERICAL CHANGE			77	34	44.15	0	0	0	3	28	39	9
PERCENT CHANGE			37-	28-	29.15-	0	0	1+	1-	8-	24-	5-
			48.1-	82.4-	66.0-			*	33.3-	30.8-	61.5-	55.6-
MUNICIPAL	7,264	20.92	152	39	25.65	1	1	0	5	28	110	7
NUMERICAL CHANGE	7,257	15.70	114	38	33.33	0	0	0	5	10	94	5
PERCENT CHANGE	.1+	5.22+	38+	1+	7.68-	1+	1+	0	0	18+	16+	2+
		33.2+	33.3+	2.6+	23.0-	*	*	*	.0	180.0+	17.0+	40.0+
RAVENSMOOD PD	4,176	6.70	28	19	67.85	1	1	0	3	9	14	0
NUMERICAL CHANGE	4,172	9.34	39	21	53.84	0	0	0	2	6	27	4
PERCENT CHANGE	.1+	2.64-	11-	2-	14.01+	1+	1+	0	1+	3+	13-	4-
		28.3-	28.2-	9.5-	26.0+	*	*	*	50.0+	50.0+	48.1-	*
RIPLEY PD	3,088	40.15	124	20	16.12	0	0	0	2	19	96	7
NUMERICAL CHANGE	3,085	24.31	75	17	22.66	0	0	0	3	4	67	1
PERCENT CHANGE	.1+	15.84+	49+	3+	6.54-	0	0	0	1-	15+	20+	6+
		65.2+	65.3+	17.6+	28.9-				33.3-	375.0+	43.3+	600.0+
JEFFERSON CTY TOTAL	37,900	26.43	1002	254	25.34	2	2	12	47	260	636	43
NUMERICAL CHANGE	37,860	22.02	834	181	21.70	2	0	7	29	235	533	28
PERCENT CHANGE	.1+	4.41+	168+	73+	3.64+	0	2+	5+	18+	25+	103+	13+
		20.0+	20.1+	40.3+	16.8+	.0	*	71.4+	62.1+	10.6+	19.3+	53.6+
RURAL	30,165	19.16	578	137	23.70	1	2	5	26	168	354	22
NUMERICAL CHANGE	30,132	16.12	486	103	21.19	1	0	5	12	181	276	11
PERCENT CHANGE	.1+	3.04+	92+	34+	2.51+	0	2+	0	14+	13-	78+	11+
		18.9+	18.9+	33.0+	11.8+	.0	*	.0	116.7+	7.2-	28.3+	100.0+
SHERIFF			182	6	3.29	1	0	0	15	56	103	7
NUMERICAL CHANGE			144	13	9.02	0	0	0	3	45	91	2
PERCENT CHANGE			33+	7-	5.73-	1+	0	3-	12+	11+	12+	5+
			26.4+	53.8-	63.5-	*	*	*	400.0+	24.4+	13.2+	250.0+
STATE POLICE			396	131	33.08	0	2	5	11	112	251	15
NUMERICAL CHANGE			342	90	26.31	1	0	2	9	136	185	9
PERCENT CHANGE			54+	41+	6.77+	1-	2+	3+	2+	24-	66+	6+
			15.8+	45.6+	25.7+	*	*	150.0+	22.2+	17.6-	35.7+	66.7+

PART I OFFENSES

# PART I OFFENSES

## NEXT VIRGINIA U C R CRIME INDEX REPORT

IDENTIFIER	POPULATION	CRIME RATE	TOTAL OFFENSES	TOTAL CLEARED	PERCENT CLEARED	MURDER	RAPE	ROBBERY	FEL ASHLT	BREAK-ENTER	LARCENY THEFT	M/V THEFT
MUNICIPAL 94	7,735	54.81	424	117	27.59	1	0	7	21	92	282	21
NUMERICAL CHANGE 93	7,728	45.02	348	78	22.41	1	0	2	17	54	257	17
PERCENT CHANGE	.1+	9.79+	76+	39+	5.18+	0	0	5+	4+	38+	25+	4+
		21.7+	21.8+	50.0+	23.1+	.0		250.0+	23.5+	70.4+	9.7+	23.5+
CHARLES TOWN PD 94	3,311	62.21	206	57	27.66	1	0	5	17	49	127	7
NUMERICAL CHANGE 93	3,308	63.78	211	68	32.22	1	0	2	15	33	152	8
PERCENT CHANGE	.1+	1.57-	5-	11-	4.56-	0	0	3+	2+	16+	25-	1-
		2.5-	2.4-	16.2-	14.2-	.0		150.0+	13.3+	48.5+	16.4-	12.5-
SHEPHERDSTOWN PD 94	1,223	25.34	31	1	3.22	0	0	0	0	9	22	0
NUMERICAL CHANGE 93	1,222	10.63	13	0	0.00	0	0	0	0	2	10	0
PERCENT CHANGE	.1+	14.71+	18+	1+	3.22+	0	0	0	0	7+	12+	1-
		138.4+	138.5+	*	*				350.0+	120.0+	*	*
RANSON PD 94	2,888	59.21	171	56	32.74	0	0	2	4	30	121	14
NUMERICAL CHANGE 93	2,885	37.43	108	9	8.33	0	0	0	1	9	90	8
PERCENT CHANGE	.1+	21.78+	63+	47+	26.41+	0	0	2+	3+	21+	31+	6+
		58.2+	58.3+	522.2+	293.0+			300.0+	233.3+	34.4+	75.0+	
HARPERS FERRY PD 94	313	51.11	16	3	18.75	0	0	0	0	4	12	0
NUMERICAL CHANGE 93	313	51.11	16	1	6.25	0	0	0	1	10	5	0
PERCENT CHANGE	.0	.00	0	2+	12.50+	0	0	0	1-	6-	7+	0
		.0	.0	200.0+	200.0+				*	60.0-	140.0+	
KANAWHA CITY TOTAL 94	210,118	47.43	9886	1426	14.27	12	49	295	414	2096	6172	968
NUMERICAL CHANGE 93	209,795	47.90	10065	1441	14.31	25	69	319	554	2132	6193	773
PERCENT CHANGE	.2+	1.0-	.8-	1.0-	.04-	13-	20-	24-	140-	36-	21-	175+
		1.0-	.8-	1.0-	.3-	52.0-	29.0-	7.5-	25.3-	1.7-	.3-	22.6+
RURAL 94	104,040	18.71	1947	194	9.96	6	9	38	66	607	1014	207
NUMERICAL CHANGE 93	104,007	18.63	1939	215	11.08	4	16	14	119	653	917	216
PERCENT CHANGE	.0	.08+	.4+	9.8-	10.1-	50.0+	43.8-	171.4+	44.5-	7.0-	10.6+	4.2-
		.4+	.4+	9.8-	10.1-	50.0+	43.8-	171.4+	44.5-	7.0-	10.6+	4.2-
SHERIFF 94	1412	1412	1412	116	8.21	4	3	32	35	464	725	149
NUMERICAL CHANGE 93	1412	1412	1412	114	8.07	3	1	12	91	495	670	140
PERCENT CHANGE	.0	.0	.0	2+	.14+	1+	2+	20+	56-	31-	55+	0+
		.0	.0	1.8+	1.7+	33.3+	200.0+	166.7+	61.5-	6.3-	8.2+	6.4+
STATE POLICE 94	535	78	14.57	78	14.57	2	6	6	31	143	289	58
NUMERICAL CHANGE 93	527	101	19.16	101	19.16	1	15	2	28	158	247	76
PERCENT CHANGE	1.5+	8+	4.59-	23-	4.59-	1+	9-	4+	3+	15-	42+	18-
		1.5+	22.8-	24.0-	100.0+	60.0+	200.0+	10.7+	9.5-	9.5-	17.0+	23.7-
MUNICIPAL 94	106,078	75.72	8039	1232	15.32	6	60	257	348	1489	5158	741
NUMERICAL CHANGE 93	105,788	76.79	8126	1226	15.08	21	53	305	435	1479	5276	557
PERCENT CHANGE	.3+	1.4-	1.1-	.5+	1.6+	71.4-	24.5-	15.7-	20.0-	.7+	2.2-	33.0+
		1.4-	1.1-	.5+	1.6+	71.4-	24.5-	15.7-	20.0-	.7+	2.2-	33.0+

WEST VIRGINIA U C R CRIME INDEX REPORT

IDENTIFIER	POPULATION	CRIME RATE	TOTAL OFFEN	TOTAL CLEARED	PERCENT CLEARED	MURDER	RAPE	ROBBERY	FEL ASSTLT	BREAK ENTER	LARCENY THEFT	M/V THLFT
BELLE PD	94	7.71	11	1	9.09	0	0	0	1	3	6	1
	93	2.80	4	0	0.00	0	0	0	0	0	4	0
	NUMERICAL CHANGE	4.91+	7+	1+	9.09+	0	0	0	1+	3+	2+	1+
PERCENT CHANGE	.1+	175.4+	175.0+	*	*	*	*	*	*	50.0+	*	*
CHARLESTON PD	94	112.56	6473	982	15.17	6	40	225	327	1194	4070	611
	93	117.58	6754	1021	15.11	16	51	290	412	1293	4238	454
	NUMERICAL CHANGE	5.02-	281-	39-	.06-	10-	11-	65-	85-	99-	168-	157+
PERCENT CHANGE	.1+	4.3-	4.2-	3.8-	.4+	62.5-	21.6-	22.4-	20.6-	7.7-	4.0-	34.6+
DUNBAR PD	94	47.37	410	28	6.82	0	0	8	1	55	313	33
	93	39.67	343	24	6.99	0	0	1	2	32	291	17
	NUMERICAL CHANGE	7.70+	67+	4+	.17-	0	0	7+	1-	23+	22+	16+
PERCENT CHANGE	.1+	19.4+	19.5+	16.7+	2.4-	0	0	700.0+	50.0-	71.9+	7.6+	94.1+
NITRO PD	94	25.24	174	13	7.47	0	0	3	0	39	115	17
	93	22.79	157	12	7.64	2	0	1	2	21	120	11
	NUMERICAL CHANGE	2.45+	17+	1+	.17-	2-	0	2+	2-	18+	5-	6+
PERCENT CHANGE	.1+	10.8+	10.8+	8.3+	2.2-	*	0	200.0+	*	85.7+	4.2-	54.5+
ST ALBANS PD	94	36.34	401	105	26.18	0	0	7	0	108	253	33
	93	30.21	333	68	20.42	2	0	1	0	52	257	21
	NUMERICAL CHANGE	6.13+	68+	37+	5.76+	2-	0	6+	0	56+	4-	12+
PERCENT CHANGE	.1+	20.3+	20.4+	54.4+	28.2+	*	0	600.0+	107.7+	107.7+	1.6-	57.1+
SOUTH CHARLESTON PD	94	32.69	448	84	18.75	0	0	12	13	62	323	38
	93	30.60	419	71	16.94	1	2	12	13	51	304	36
	NUMERICAL CHANGE	2.09+	29+	13+	1.81+	1-	2-	0	0	11+	19+	2+
PERCENT CHANGE	.1+	6.8+	6.9+	18.3+	10.7+	*	0	.0	.0	21.6+	6.3+	5.6+
CHESAPEAKE PD	94	17.22	29	5	17.24	0	0	1	4	9	13	2
	93	7.72	13	0	0.00	0	0	0	0	3	8	2
	NUMERICAL CHANGE	9.50+	16+	5+	17.24+	0	0	1+	4+	6+	5+	0
PERCENT CHANGE	.1+	123.1+	123.1+	*	*	0	0	0	0	200.0+	62.5+	.0
MARMET PD	94	18.58	37	6	16.21	0	0	1	0	2	29	5
	93	14.58	29	2	6.89	0	0	0	0	2	21	6
	NUMERICAL CHANGE	4.00+	8+	4+	9.32+	0	0	1+	0	0	8+	1-
PERCENT CHANGE	.1+	27.4+	27.6+	200.0+	135.3+	0	0	0	0	.0	38.1+	16.7-
CLENDEIN PD	94	10.49	13	0	.00	0	0	0	0	4	8	1
	93	20.19	25	20	80.00	0	0	0	0	13	3	9
	NUMERICAL CHANGE	9.70-	12-	20-	80.00-	0	0	0	0	9-	5+	8-
PERCENT CHANGE	.1+	48.0-	48.0-	*	*	0	0	0	69.2-	166.7+	88.9-	
CEDAR GROVE PD	94	4.49	6	2	33.33	0	0	0	0	1	5	0
	93	2.25	3	1	33.33	0	0	0	0	1	1	1
	NUMERICAL CHANGE	2.24+	3+	1+	.00	0	0	0	0	0	4+	0
PERCENT CHANGE	.1+	99.6+	100.0+	100.0+	.0	0	0	0	.0	400.0+	0	*
H VA ST COLLEGE SECURITY	94	58.91	37	6	16.21	0	0	0	2	12	23	0
	93	102.22	46	7	15.21	0	0	0	6	11	29	0
	NUMERICAL CHANGE	45.31-	9-	1-	1.00+	0	0	0	4-	1+	6-	0
PERCENT CHANGE	39.6+	42.4-	19.6-	14.3-	6.6+	0	0	0	66.7-	9.1+	20.7-	

PART I OFFENSES

# PART I OFFENSES

## WEST VIRGINIA U C R CRIME INDEX REPORT

IDENTIFIER	POPULATION	CRIME RATE	TOTAL OFFEN	TOTAL CLEARED	PERCENT CLEARED	MURDER	RAPE	ROBBERY	FEL ASLTT	BREAK ENTER	LARCENY THEFT	M/V THEFT
LEWIS CTY	17,421	15.09	263	79	30.03	1	1	1	11	71	153	25
TOTAL	17,403	10.74	187	42	22.45	0	4	2	3	59	109	10
NUMERICAL CHANGE	18+	4.35+	76+	37+	7.58+	1+	3-	1-	8+	12+	44+	15+
PERCENT CHANGE	.1+	40.5+	40.6+	88.1+	33.8+	✕	75.0-	50.0-	266.7+	20.3+	40.4+	150.0+
RURAL	12,433	14.31	178	42	23.59	0	1	1	3	54	100	19
NUMERICAL CHANGE	12,420	12.31	153	30	19.60	0	3	2	2	50	90	6
PERCENT CHANGE	.1+	16.2+	16.3+	40.0+	20.4+	0	66.7-	50.0-	50.0+	8.0+	11.1+	216.7+
SHERIFF	94	91	18	19.78	0	0	0	1	2	30	46	12
NUMERICAL CHANGE	93	69	18	26.08	0	3	1	0	2	22	39	2
PERCENT CHANGE		22+	0	6.30-	0	3-	0	0	0	8+	7+	10+
STATE POLICE	94	87	24	27.58	0	1	0	0	1	24	54	7
NUMERICAL CHANGE	93	84	12	14.28	0	0	0	0	0	28	51	4
PERCENT CHANGE		3+	12+	13.30+	0	1+	1-	1-	1+	4-	3+	3+
MUNICIPAL	4,988	17.04	85	37	43.52	1	0	0	8	17	53	6
NUMERICAL CHANGE	4,983	6.82	34	12	35.29	0	1	0	1	9	19	4
PERCENT CHANGE	.1+	149.9+	150.0+	208.3+	23.3+	1+	1-	0	7+	8+	34+	2+
WESTON PD	4,988	17.04	85	37	43.52	1	0	0	8	17	53	6
NUMERICAL CHANGE	4,983	6.82	34	12	35.29	0	1	0	1	9	19	4
PERCENT CHANGE	.1+	149.9+	150.0+	208.3+	23.3+	1+	1-	0	7+	8+	34+	2+
LINCOLN CTY	21,840	14.60	319	118	36.99	4	12	3	43	104	114	39
TOTAL	21,817	15.90	347	176	50.72	0	12	4	36	137	122	56
NUMERICAL CHANGE	23+	1.30-	28-	58-	13.73-	4+	0	1-	7+	33-	8-	3+
PERCENT CHANGE	.1+	8.2-	8.1-	33.0-	27.1-	✕	.0	25.0-	19.4+	24.1-	6.6-	8.3+
RURAL	21,840	14.60	319	118	36.99	4	12	3	43	104	114	39
NUMERICAL CHANGE	21,817	15.90	347	176	50.72	0	12	4	36	137	122	56
PERCENT CHANGE	.1+	8.2-	8.1-	33.0-	27.1-	✕	.0	25.0-	19.4+	24.1-	6.6-	8.3+
SHERIFF	94	0	0	.00	0	0	0	0	0	0	0	0
NUMERICAL CHANGE	93	0	0	.00	0	0	0	0	0	0	0	0
PERCENT CHANGE		0	0	.00	0	0	0	0	0	0	0	0
STATE POLICE	94	319	118	36.99	4	12	3	43	104	114	114	39
NUMERICAL CHANGE	93	347	176	50.72	0	12	4	36	137	122	122	56
PERCENT CHANGE	.1+	8.2-	8.1-	33.0-	27.1-	✕	.0	25.0-	19.4+	24.1-	6.6-	8.3+



MEST VIRGINIA U C R CRIME INDEX REPORT

IDENTIFIER	POPULATION	CRIME RATE	TOTAL OFFEN	PERCENT CLEARED	MURDER	RAPE	ROBBERY	FEL ASLTT	BREAK ENTER	LARCENY THEFT	M/V THEFT	
LOGAN CITY	43,297	20.04	868	152	17.51	7	3	9	37	217	467	128
	43,251	15.69	679	117	17.23	5	1	6	38	191	357	81
	46+	4.35+	189+	35+	28+	2+	3+	1-	26+	110+	47+	47+
	.1+	27.7+	27.8+	29.9+	1.6+	40.0+	200.0+	2.6-	13.6+	30.8+	58.0+	58.0+
RURAL	38,671	21.63	837	128	15.29	7	3	8	33	210	459	117
	38,629	16.45	636	89	13.99	3	0	5	30	180	346	74
	42+	5.18+	201+	39+	1.30+	4+	3+	3+	30+	115+	43+	43+
	.1+	31.5+	31.6+	43.8+	9.3+	133.3+	60.0+	10.0+	16.7+	33.4+	58.1+	58.1+
SHERIFF	94	157	24	15.28	3	0	3	12	54	67	18	18
	93	164	28	17.07	2	0	3	14	63	70	12	12
		7-	4-	1.79-	1+	0	0	2-	9-	3-	6+	6+
		4.3-	14.3-	10.5-	50.0+	0	0	14.3-	14.3-	4.3-	50.0+	50.0+
STATE POLICE	94	680	104	15.29	4	3	5	21	156	392	99	99
	93	472	61	12.92	1	0	2	16	117	276	62	62
		208+	43+	2.37+	3+	3+	3+	5+	39+	118+	37+	37+
	.1+	44.1+	70.5+	18.3+	300.0+	150.0+	150.0+	31.3+	33.3+	43.1+	59.7+	59.7+
MUNICIPAL	94	6.70	31	24	77.41	0	1	4	7	8	11	11
	93	9.30	43	28	65.11	1	1	8	11	13	17	17
	4+	2.60-	12-	4-	12.30+	2-	1-	4-	4-	5-	4+	4+
	.1+	28.0-	27.9-	14.3-	18.9+	0	0	50.0-	36.4-	38.5-	57.1+	57.1+
LOGAN PD	2,224	5.84	13	13	100.00	0	1	3	3	4	2	2
	2,222	13.50	30	24	80.00	1	0	7	5	12	5	5
	2+	7.66-	17-	11-	20.00+	1-	0	4-	2-	8-	3-	3-
	.1+	56.7-	56.7-	45.8-	25.0+	0	0	57.1-	40.0-	66.7-	60.0-	60.0-
MAN PD	916	6.55	6	5	83.33	0	0	1	2	2	1	1
	915	8.74	8	3	37.50	1	0	1	5	1	0	0
	1+	2.19-	2-	2+	45.83+	1-	0	0	3-	1+	1+	1+
	.1+	25.1-	25.0-	66.7+	122.2+	0	0	0	60.0-	100.0+	0	0
CHAPMANVILLE PD	1,226	8.15	10	6	60.00	0	0	0	2	0	8	8
	1,225	3.26	4	1	25.00	0	1	0	1	0	2	2
	1+	4.89+	6+	5+	35.00+	0	0	0	1+	0	6+	6+
	.1+	150.0+	150.0+	500.0+	140.0+	0	0	0	100.0+	0	300.0+	300.0+
MITCHELL HEIGHTS PD	260	7.69	2	0	.00	0	0	0	0	2	0	0
	260	3.84	1	0	.00	0	0	0	0	0	0	0
	0	3.85+	1+	0	.80	0	0	0	0	0	2+	0
	.0	100.3+	100.0+									
MCDONELL CTY	34,350	7.13	245	113	46.12	3	2	33	72	99	36	36
	34,315	8.65	297	112	37.71	6	3	26	116	109	52	52
	35+	1.52-	52-	1+	8.41+	3-	1-	7+	44-	10-	2+	2+
	1+	17.6-	17.5-	9+	22.3+	50.0-	33.3-	26.9+	37.9-	9.2-	6.3+	6.3+

\*\*\*\*\*  
 MCDONELL CTY TOTAL  
 \*\*\*\*\*  
 NUMERICAL CHANGE  
 PERCENT CHANGE  
 \*\*\*\*\*

PART I OFFENSES

# PART I: OFFENSES

## WEST VIRGINIA U C R CRIME INDEX REPORT

IDENTIFIER	POPULATION	CRIME RATE	TOTAL OFFEN	TOTAL CLEARED	PERCENT CLEARED	MURDER	RAPE	ROBBERY	FEL ASHLT	BREAK ENTER	LARCENY THEFT	M/V THEFT
RURAL	28,655	5.40	155	88	56.77	3	2	1	26	51	68	24
NUMERICAL CHANGE	28,624	7.30	209	95	45.45	6	2	2	23	93	58	25
PERCENT CHANGE	.1+	1.90-	34-	7.4-	11.32+	3-	0	1-	3+	42-	10-	1-
		26.0-	25.8-	7.4-	24.9+	50.0-	.0	50.0-	13.0+	45.2-	17.2-	4.0-
SHERIFF	94		71	59	83.09	1	0	0	19	14	33	4
NUMERICAL CHANGE	93		93	69	74.19	5	1	2	17	27	35	6
PERCENT CHANGE			22-	10-	8.90+	4-	1-	2-	2+	13-	2-	2-
		23.7-	14.5-	12.0+	80.0-		*	*	11.8+	48.1-	5.7-	33.3-
STATE POLICE	94		84	29	34.52	2	2	1	7	37	15	20
NUMERICAL CHANGE	93		116	26	22.41	1	1	0	6	66	23	19
PERCENT CHANGE			32-	3+	12.11+	1+	1+	1+	1+	29-	8-	1+
		27.6-	11.5+	54.0+	100.0+	100.0+	*	*	16.7+	43.9-	34.8-	5.3+
MUNICIPAL	5,695	15.80	90	25	27.77	0	0	1	7	21	51	10
NUMERICAL CHANGE	5,691	15.46	88	17	19.31	0	1	3	3	23	51	7
PERCENT CHANGE	.4+	.34+	2+	8+	8.46+	0	1-	2-	4+	2-	0	3+
	.1+	2.2+	2.3+	47.1+	43.8+		*	66.7-	133.3+	8.7-	.0	42.9+
WAR PD	94	.00	0	0	.00	0	0	0	0	0	0	0
NUMERICAL CHANGE	93	.00	0	0	.00	0	0	0	0	0	0	0
PERCENT CHANGE		.00	0	0	.00	0	0	0	0	0	0	0
	.1+											
WELCH PD	94	24.34	72	13	18.05	0	0	0	4	13	45	10
NUMERICAL CHANGE	93	20.98	62	6	9.67	0	0	1	2	5	48	6
PERCENT CHANGE	.3+	3.36+	10+	7+	8.38+	0	0	1-	2+	8+	3-	4+
	.1+	16.0+	16.1+	116.7+	86.7+		*	*	100.0+	160.0+	6.3-	66.7+
NORTH FORM PD	94	15.87	11	10	90.90	0	0	1	2	3	5	0
NUMERICAL CHANGE	93	24.53	17	5	29.41	0	0	2	0	11	3	1
PERCENT CHANGE	.0	8.66-	6-	5+	61.49+	0	0	1-	2+	8-	2+	1-
	.0	35.3-	35.3-	100.0+	209.1+		*	50.0-	*	72.7-	66.7+	*
DAVY PD	94	2.65	1	0	.00	0	0	0	1	0	0	0
NUMERICAL CHANGE	93	.00	0	0	.00	0	0	0	0	0	0	0
PERCENT CHANGE		2.65+	1+	0	.00	0	0	0	1+	0	0	0
	.0	.0	*						*			
KIMBALL PD	94	10.30	6	2	33.33	0	0	0	0	5	1	0
NUMERICAL CHANGE	93	15.46	9	6	66.66	0	1	0	1	7	0	0
PERCENT CHANGE	.0	5.16-	3-	4-	33.33-	0	1-	0	1-	2-	1+	0
	.0	33.4-	33.3-	66.7-	50.0-		*	*	*	28.6-	*	*
MARION CTY	57,958	21.26	1233	170	13.78	2	7	24	65	296	780	59
NUMERICAL CHANGE	57,896	22.00	1274	249	19.54	3	3	15	119	224	835	75
PERCENT CHANGE	62+	.74-	41-	79-	5.76-	1-	4+	9+	54-	72+	55-	10-
	1+	3.4-	3.2-	31.7-	29.5-	33.3-	133.3+	60.0+	45.4-	32.1+	6.6-	21.3-
TOTAL												

WEST VIRGINIA U C R CRIME INDEX REPORT

IDENTIFIER	POPULATION	CRIME RATE	TOTAL OFFEN	TOTAL CLEARED	PERCENT CLEARED	MURDER	RAPE	ROBBERY	FEL ASHLT	BREAK ENTER	LARCENY THEFT	M/V THEFT
RURAL	34,217	10.22	350	57	16.28	1	1	6	9	133	160	40
NUMERICAL CHANGE	34,180	11.11	380	90	23.68	3	2	3	23	100	204	45
PERCENT CHANGE	.1+	8.0-	7.9-	36.7-	31.3-	66.7-	50.0-	100.0+	60.9-	33.0+	21.6-	11.1-
SHERIFF	94	251	47	18.72	3	1	4	8	100	109	28	
NUMERICAL CHANGE	93	318	86	27.04	3	2	3	23	86	168	33	
PERCENT CHANGE		67-	39-	8.52-	2-	1-	1+	15-	14-	59-	5-	
STATE POLICE	94	99	10	10.10	0	0	2	1	33	51	12	
NUMERICAL CHANGE	93	62	4	6.45	0	0	0	0	14	36	12	
PERCENT CHANGE		37+	6+	3.65+	0	0	2+	1+	19+	15+	0	
		59.7+	150.0+	56.6+					135.7+	41.7+	.0	
MUNICIPAL	23,741	37.19	883	113	12.79	1	6	18	56	163	620	19
NUMERICAL CHANGE	93	37.69	894	159	17.78	0	1	12	96	124	631	30
PERCENT CHANGE	.1+	1.5-	1.2-	28.9-	28.1-	1+	5+	6+	40-	39+	11-	11-
FAIRMONT PD	94	41.43	851	106	12.45	1	5	16	54	157	604	14
NUMERICAL CHANGE	93	42.41	870	153	17.58	0	1	12	95	119	614	29
PERCENT CHANGE	.1+	2.3-	2.2-	30.7-	29.2-	1+	4+	4+	41-	38+	10-	15-
MANNINGTON PD	94	10.58	23	6	26.08	0	0	0	1	4	17	1
NUMERICAL CHANGE	93	1.83+	4+	1+	.16-	0	1+	1+	1+	2+	5-	4+
PERCENT CHANGE	.1+	17.3+	17.4+	16.7+	.6-				100.0+	50.0+	29.4-	400.0+
MONONGAH PD	94	4.84	5	0	.00	0	0	1	0	0	4	0
NUMERICAL CHANGE	93	.96	1	0	.00	0	0	0	0	1	0	0
PERCENT CHANGE	.1+	3.88+	4+	0	.00	0	0	1+	0	1-	4+	0
		404.2+	400.0+									
MARSHALL CITY TOTAL	37,623	19.63	739	134	18.13	3	5	4	27	206	433	65
NUMERICAL CHANGE	93	20.86	773	137	17.72	1	1	2	40	210	463	56
PERCENT CHANGE	.1+	4.5-	4.4-	2.2-	2.3+	200.0+	400.0+	100.0+	32.5-	2.9-	6.5-	12.5+
RURAL	20,328	11.36	231	53	22.94	0	4	3	20	81	101	22
NUMERICAL CHANGE	93	13.49	274	42	15.32	0	1	1	36	108	109	19
PERCENT CHANGE	.1+	2.13-	43-	11+	7.62+	0	3+	2+	16-	27-	8-	3+
SHERIFF	94	15.8-	15.7-	26.2+	49.7+	0	300.0+	200.0+	44.4-	25.0-	7.3-	15.8+
NUMERICAL CHANGE	93	200	38	19.00	0	4	2	14	73	86	21	
PERCENT CHANGE	93	246	37	15.04	0	1	1	31	96	102	15	
		46+	1+	3.96+	0	3+	1+	17-	23-	16-	6+	
		18.7-	2.7+	26.3+	0	300.0+	100.0+	54.8-	24.0-	15.7-	40.0+	

PART I OFFENSES

# PART I OFFENSES

## WEST VIRGINIA U C R CRIME INDEX REPORT

IDENTIFIER	POPULATION	CRIME RATE	TOTAL OFFEN	TOTAL CLEARED	PERCENT CLEARED	MURDER	RAPE	ROBBERY	FEL ASLT	BREAK ENTER	LARCENY THEFT	M/V THEFT
STATE POLICE 94			31	15	48.38	0	0	1	6	8	15	1
NUMERICAL CHANGE 93			28	5	17.85	0	0	0	5	12	7	4
PERCENT CHANGE			10.7+	30.53+	171.0+	0	0	✕	20.0+	33.3-	114.3+	75.0-
MUNICIPAL 94	17,295	29.37	508	81	15.94	3	1	1	7	123	332	61
NUMERICAL CHANGE 93	17,279	28.87	499	95	19.03	1	0	1	4	102	354	37
PERCENT CHANGE	.1+	.50+	9+	14-	3.09-	2+	1+	0	3+	21+	22-	4+
BENWOOD PD	1,604	16.20	26	25	96.15	0	0	0	0	0	26	0
NUMERICAL CHANGE 93	1,603	20.58	33	23	69.69	0	0	0	1	1	31	0
PERCENT CHANGE	.1+	4.38-	7-	2+	26.46+	0	0	0	1-	1-	5-	0
CAMERON PD	1,138	4.39	5	0	.00	0	0	0	0	2	3	0
NUMERICAL CHANGE 93	1,137	2.63	3	1	33.33	0	0	0	0	1	2	0
PERCENT CHANGE	.1+	1.76+	2+	1-	33.33-	0	0	0	100.0+	✕	16.1-	0
GLEN DALE PD	1,570	17.83	28	3	10.71	0	1	0	0	1	24	2
NUMERICAL CHANGE 93	1,569	21.66	34	4	11.76	0	0	0	0	7	26	1
PERCENT CHANGE	.1+	3.83-	6-	1-	1.05-	0	1+	0	0	6-	2-	1+
MCMECHAN PD	2,080	11.05	23	1	4.34	0	0	0	1	3	19	0
NUMERICAL CHANGE 93	2,078	15.88	33	10	30.30	1	0	0	0	13	17	2
PERCENT CHANGE	.1+	4.83-	10-	9-	25.96-	1-	0	0	✕	10-	2+	2-
MOUNDSVILLE PD	10,903	39.06	426	52	12.20	3	0	1	6	117	260	59
NUMERICAL CHANGE 93	10,892	36.35	396	57	14.39	0	0	1	3	80	278	54
PERCENT CHANGE	.1+	2.71+	30+	5-	2.19-	3+	0	0	3+	57+	18-	5+
MASON CITY	25,090	14.02	352	59	16.76	1	0	1	8	98	210	54
NUMERICAL CHANGE 93	25,064	15.83	397	87	21.91	1	0	0	21	111	235	29
PERCENT CHANGE	.1+	1.81-	45-	28-	5.15-	0	0	✕	13-	13-	25-	5+
RURAL	17,485	11.55	202	36	17.82	1	0	1	4	72	104	20
NUMERICAL CHANGE 93	17,466	14.88	260	66	25.38	1	0	0	16	84	137	22
PERCENT CHANGE	.1+	3.33-	58-	30-	7.56-	0	0	✕	12-	12-	33-	2-
SHERIFF	182	22.4-	22.3-	45.5-	29.8-	0	0	0	75.0-	14.3-	24.1-	9.1-
NUMERICAL CHANGE 93	156	17	10.89	1	0	1	0	0	0	47	92	15
PERCENT CHANGE	26-	18-	8.34-	0	0	0	0	0	0	54	111	16
	14.3-	51.4-	43.4-	0	0	0	0	0	0	7-	19-	1-
										13.0-	17.1-	6.3-

MEST VIRGINIA U C R CRIME INDEX REPORT

IDENTIFIER	POPULATION	CRIME RATE	TOTAL OFFEN	TOTAL CLEARED	PERCENT CLEARED	MURDER	RAPE	ROBBERY	FEL ASSLT	BREAK ENIER	LARCENY THEFT	M/V THEFT
STATE POLICE 94	46	19.72	150	23	15.33	0	0	0	4	25	12	5
NUMERICAL CHANGE 93	78	18.03	137	21	15.32	0	0	0	16	30	26	6
PERCENT CHANGE	32-	1.69+	13+	2+	.01+	0	0	0	12-	5-	14-	1-
	41.0-	9.4+	9.5+	9.5+	1.7-	0	0	0	75.0-	16.7-	53.8-	16.7-
MUNICIPAL 94	7,605	29.81	146	22	15.06	0	0	0	4	26	106	14
NUMERICAL CHANGE 93	7,598	28.00	137	21	15.32	0	0	0	5	27	98	7
PERCENT CHANGE	.1+	1.81+	9.5+	9.5+	.1+	0	0	0	1-	1-	8+	7+
	4,897	1.81+	9.5+	9.5+	1.7-	0	0	0	20.0-	3.7-	8.2+	100.0+
POINT PLEASANT PD 94	4,897	29.81	146	22	15.06	0	0	0	4	26	106	14
NUMERICAL CHANGE 93	4,892	28.00	137	21	15.32	0	0	0	5	27	98	7
PERCENT CHANGE	.1+	1.81+	9.5+	9.5+	1.7-	0	0	0	1-	1-	8+	7+
	1,673	1.79	3	1	33.33	0	0	0	0	0	2	1
NEW HAVEN PD 93	1,672	1.79	3	1	33.33	0	0	0	0	0	0	0
NUMERICAL CHANGE	.1+	1.79+	3+	1+	33.33+	0	0	0	0	0	2+	0
PERCENT CHANGE	.1+	.0	*	*	*	0	0	0	0	0	*	*
MASON PD 94	1,035	.96	1	0	.00	0	0	0	0	1	0	0
NUMERICAL CHANGE 93	1,034	.00	0	0	.00	0	0	0	0	0	0	0
PERCENT CHANGE	.1+	.96+	1+	0	.00	0	0	0	0	1+	0	0
	.1+	.0	*	*	*	0	0	0	0	*	0	0
MERCER CTY TOTAL 94	65,532	21.16	1388	318	22.91	2	3	25	131	365	753	109
NUMERICAL CHANGE 93	65,482	23.94	1568	356	22.70	5	4	27	154	416	851	111
PERCENT CHANGE	.1+	11.6-	11.5-	10.7-	.9+	60.0-	25.0-	7.4-	14.9-	12.3-	11.5-	1.8-
	44,478	12.63	562	137	24.37	2	2	5	71	182	227	73
RURAL 93	44,461	15.74	700	146	20.85	3	2	6	107	237	265	80
NUMERICAL CHANGE	.0	3.11-	138-	9-	3.52+	1-	0	1-	36-	55-	38-	7-
PERCENT CHANGE	.0	19.8-	19.7-	6.2-	16.9+	33.3-	.0	16.7-	33.6-	23.2-	14.3-	8.8-
SHERIFF 94	470	19.78	93	19	19.78	1	0	1	61	147	202	58
NUMERICAL CHANGE 93	585	20.85	122	20	20.85	2	0	3	102	195	232	51
PERCENT CHANGE	19.7-	1.07-	29-	1.07-	50.0-	1-	0	2-	41-	48-	30-	7+
	92	47.82	44	44	47.82	1	2	4	10	35	25	15
STATE POLICE 94	115	20.86	24	24	20.86	1	2	3	5	42	33	29
NUMERICAL CHANGE 93	23-	26.96+	20+	26.96+	0	0	0	1+	5+	7-	8-	14-
PERCENT CHANGE	20.0-	83.3+	129.2+	129.2+	.0	33.3+	100.0+	16.7-	24.6-	24.2-	48.3-	16.7-
MUNICIPAL 94	21,054	39.22	826	181	21.91	0	1	20	60	183	526	36
NUMERICAL CHANGE 93	21,001	41.32	868	210	24.19	2	2	21	47	179	586	31
PERCENT CHANGE	.3+	5.1-	4.8-	13.8-	9.4-	50.0-	4.8-	27.7+	2.2+	10.2-	16.1+	16.1+

# PART I OFFENSES

## WEST VIRGINIA U C R CRIME INDEX REPORT

IDENTIFIER	POPULATION	CRIME RATE	TOTAL OFFEN	TOTAL CLEARED	PERCENT CLEARED	MURDER	RAPE	ROBBERY	FEL ASHLT	BREAK ENTER	LARCENY THEFT	M/V THEFT
BLUEFIELD PD	12,832	27.74	356	58	16.29	0	0	9	33	115	181	18
	12,818	31.36	402	59	14.67	1	1	14	25	99	249	13
		NUMERICAL CHANGE	46-	1-	1.62+	1-	1-	5-	8+	16+	68-	5+
		PERCENT CHANGE	11.5-	1.7-	11.0+	*	*	35.7-	32.0+	16.2+	27.3-	38.5+
PRINCETON PD	7,190	59.66	429	123	28.67	0	1	11	27	49	323	18
	7,183	60.83	437	150	34.32	1	1	7	22	65	323	18
		NUMERICAL CHANGE	8-	27-	5.65-	1-	0	4+	5+	16-	0	0
		PERCENT CHANGE	1.9-	1.8-	16.5-	*	.0	57.1+	22.7+	24.6-	.0	.0
CONCORD COL SECURITY	1,032	39.72	41	0	.00	0	0	0	0	19	22	0
	1,000	29.00	29	1	3.44	0	0	0	0	15	14	0
		NUMERICAL CHANGE	12+	1-	3.44-	0	0	0	0	4+	8+	0
		PERCENT CHANGE	37.0+	41.4+	*	*	*	26.7+	57.1+			
MINERAL CITY TOTAL	27,163	18.03	490	97	19.79	2	4	3	21	148	280	32
	27,135	16.58	450	100	22.22	1	0	5	42	106	276	20
		NUMERICAL CHANGE	40+	3-	2.43-	1+	4+	2-	21-	42+	4+	12+
		PERCENT CHANGE	8.7+	3.0-	10.9-	100.0+	*	40.0-	50.0-	39.6+	1.4+	60.0+
RURAL	20,187	11.04	223	27	12.10	1	2	1	17	106	77	19
	20,166	11.20	226	35	15.48	0	0	2	38	72	99	15
		NUMERICAL CHANGE	3-	8-	3.38-	1+	2+	1-	21-	34+	22-	4+
		PERCENT CHANGE	1.4-	1.3-	21.8-	*	*	50.0-	55.3-	47.2+	22.2-	26.7+
SHERIFF	94	21	13	61.90	0	1	0	4	4	5	7	4
	93	41	8	19.51	0	0	0	2	2	18	20	1
		NUMERICAL CHANGE	20-	5+	42.39+	0	1+	0	2+	13-	13-	3+
		PERCENT CHANGE	48.8-	62.5+	217.3+	*	*	100.0+	72.2-	65.0-	300.0+	
STATE POLICE	6,976	38.27	267	70	26.21	1	2	2	4	42	203	13
	6,969	32.14	224	65	29.01	1	0	3	6	34	177	5
		NUMERICAL CHANGE	43+	5+	2.80-	0	2+	1-	0	8+	26+	8+
		PERCENT CHANGE	19.1+	7.7+	9.7-	.0	*	33.3-	.0	23.5+	14.7+	160.0+
MUNICIPAL	5,909	40.27	238	64	26.89	1	2	2	0	32	190	11
	5,903	31.84	188	57	30.31	1	0	1	3	22	156	5
		NUMERICAL CHANGE	50+	7+	3.42-	0	2+	1+	3-	10+	34+	6+
		PERCENT CHANGE	26.5+	12.3+	11.3-	.0	*	100.0+	*	45.5+	21.8+	120.0+
KEYSER PD	1,067	27.17	29	6	20.68	0	0	0	4	10	13	2
	1,066	33.77	36	8	22.22	0	0	2-	1	12	21	0
		NUMERICAL CHANGE	7-	2-	1.54-	0	0	2-	3+	2-	8-	2+
		PERCENT CHANGE	19.5-	19.4-	6.9-	*	*	300.0+	16.7-	38.1-		*

WEST VIRGINIA U C R CRIME INDEX REPORT

IDENTIFIER	POPULATION	CRIME RATE	TOTAL OFFEN	PERCENT CLEARED	MURDER	RAPE	ROBBERY	FEL ASST	BREAK ENTER	LARCENY THEFT	M/V THEFT
MINGO CTY	33,839	13.82	468	107	4	1	10	46	128	216	63
NUMERICAL CHANGE	33,805	15.61	528	102	3	3	9	40	160	242	71
PERCENT CHANGE	.1+	11.5-	11.4-	4.9+	33.3+	66.7-	11.1+	15.0+	20.0-	10.7-	11.3-
RURAL	28,100	12.77	359	77	4	0	4	43	96	155	57
NUMERICAL CHANGE	28,070	14.21	399	81	2	3	8	35	121	163	67
PERCENT CHANGE	.1+	10.1-	10.0-	4.9-	100.0+	3-	4-	22.9+	20.7-	4.9-	14.9-
SHERIFF	94	175	36	20.57	3	0	1	19	39	91	22
NUMERICAL CHANGE	93	165	55	33.33	1	0	1	20	49	78	14
PERCENT CHANGE	10+	10+	19-	12.76-	2+	0	2-	1-	10-	13+	8+
STATE POLICE	94	184	41	22.28	1	0	3	24	57	64	35
NUMERICAL CHANGE	93	234	26	11.11	1	3	5	15	72	85	53
PERCENT CHANGE	21.4-	50-	15+	11.17+	0	3-	2-	9+	15-	21-	18-
MUNICIPAL	5,739	18.99	109	30	0	1	6	3	32	61	6
NUMERICAL CHANGE	5,735	22.49	129	21	1	0	1	5	39	79	4
PERCENT CHANGE	.1+	3.50-	20-	9+	1-	1+	5+	2-	7-	18-	2+
WILLIAMSON PD	4,090	22.00	90	20	0	0	5	3	20	58	4
NUMERICAL CHANGE	4,086	26.43	108	17	0	0	0	3	29	72	4
PERCENT CHANGE	.1+	4.43-	18-	3+	0	0	5+	0	9-	14-	0
KERMIT PD	351	39.88	14	8	0	1	1	0	8	3	2
NUMERICAL CHANGE	351	39.88	14	7.14	0	0	0	1	6	6	0
PERCENT CHANGE	.0	.00	0	7+	0	1+	1-	1-	2	3-	2+
DELBARTON PD	687	2.91	2	1	0	0	0	0	2	0	0
NUMERICAL CHANGE	687	7.27	5	2	0	0	0	1	2	1	0
PERCENT CHANGE	.0	4.36-	3-	1-	1-	0	0	1-	0	1-	0
MATEHAN PD	611	4.90	3	1	0	0	1	0	2	0	0
NUMERICAL CHANGE	611	3.27	2	1	0	0	0	0	2	0	0
PERCENT CHANGE	.0	1.63+	1+	0	0	0	1+	0	0	0	0
MORGANVILLE CITY TOTAL	78,055	36.80	2873	462	1	23	18	96	548	2037	150
NUMERICAL CHANGE	77,972	37.96	2961	463	2	35	16	75	446	2224	163
PERCENT CHANGE	.1+	3.1-	3.0-	.2-	50.0-	34.3-	12.5+	28.0+	22.9+	8.4-	8.0-

IDENTIFIER	POPULATION	CRIME RATE	TOTAL OFFEN	PERCENT CLEARED	MURDER	RAPE	ROBBERY	FEL ASST	BREAK ENTER	LARCENY THEFT	M/V THEFT
MORGANVILLE CITY TOTAL	78,055	36.80	2873	462	1	23	18	96	548	2037	150
NUMERICAL CHANGE	77,972	37.96	2961	463	2	35	16	75	446	2224	163
PERCENT CHANGE	.1+	3.1-	3.0-	.2-	50.0-	34.3-	12.5+	28.0+	22.9+	8.4-	8.0-

PART I OFFENSES

# PART I OFFENSES

## WEST VIRGINIA U C R CRIME INDEX REPORT

IDENTIFIER	POPULATION	CRIME RATE	TOTAL OFFENSES	PERCENT CLEARED	MURDER	RAPE	ROBBERY	FEL ASLT	BREAK ENTER	LARCENY THEFT	M/V THLFT
RURAL	41,443	17.55	728	60	8.24	1	4	3	201	435	74
NUMERICAL CHANGE	41,374	18.69	774	52	6.71	2	5	2	174	495	85
PERCENT CHANGE	.2+	1.14-	46-	8+	1.53+	1-	1-	1-	27+	60-	11-
		6.1-	5.9-	15.4+	22.8+	50.0-	20.0-	9.1-	15.5+	12.1-	12.9-
SHERIFF											
94	377	4.77	18	4.77	0	2	3	7	95	256	14
93	482	5.18	25	5.18	1	2	1	9	89	352	28
NUMERICAL CHANGE	105-	.41-	7-	.41-	1-	0	2+	2-	6+	96-	14-
PERCENT CHANGE	21.8-	28.0-		7.9-	*	.0	200.0+	22.2-	6.7+	27.3-	50.0-
STATE POLICE											
94	351	11.96	42	11.96	1	2	0	3	106	179	60
93	292	9.24	27	9.24	1	3	1	2	85	143	57
NUMERICAL CHANGE	59+	15+	15+	2.72+	0	1-	1-	1+	21+	36+	3+
PERCENT CHANGE	20.2+	55.6+	29.4+		.0	33.3-	*	50.0+	24.7+	25.2+	5.3+
MUNICIPAL											
94	36,612	58.57	2165	402	18.74	0	19	86	347	1602	76
93	36,598	59.74	2187	411	18.79	0	30	64	272	1729	78
NUMERICAL CHANGE	14+	1.17-	42-	9-	.05-	0	11-	22+	75+	127-	2-
PERCENT CHANGE	.0	2.0-	1.9-	2.2-	.3-	0	36.7-	34.4+	27.6+	7.3-	2.6-
MORGANTOWN PD											
94	26,870	52.16	1402	271	19.32	0	13	77	259	981	59
93	26,841	50.73	1362	229	16.81	0	24	59	203	1008	50
NUMERICAL CHANGE	29+	1.43+	40+	42+	2.51+	0	11-	18+	51+	27-	9+
PERCENT CHANGE	.1+	2.8+	2.9+	18.3+	14.9+	0	45.8-	30.5+	24.5+	2.7-	18.0+
STAR CITY PD											
94	1,182	113.36	134	61	45.52	0	1	0	6	117	9
93	1,181	156.64	185	114	61.62	0	0	0	2	174	9
NUMERICAL CHANGE	1+	43.28-	51-	53-	16.10-	0	1+	0	4+	57-	0
PERCENT CHANGE	.1+	27.6-	27.6-	46.5-	26.1-	0	*	0	200.0+	32.8-	.0
NESTOVER PD											
94	4,190	45.34	190	41	21.57	0	1	1	33	152	3
93	4,186	50.40	211	50	23.69	0	3	0	25	174	9
NUMERICAL CHANGE	4+	5.06-	21-	9-	2.12-	0	2-	1+	8+	22-	6-
PERCENT CHANGE	.1+	10.0-	10.0-	18.0-	8.9-	0	66.7-	*	32.0+	12.6-	66.7-
MVU SECURITY POLICE											
94	3,480	117.23	408	24	5.88	0	4	7	44	347	5
93	3,500	116.85	409	12	2.93	0	2	3	33	362	8
NUMERICAL CHANGE	20-	.38+	1-	12+	2.95+	0	2+	4+	11+	15-	3-
PERCENT CHANGE	.6-	.3+	.2-	100.0+	100.7+	0	100.0+	133.3+	33.3+	4.1-	37.5-
GRANVILLE PD											
94	890	12.35	11	5	45.45	0	0	1	5	5	0
93	890	22.47	20	6	30.00	0	1	2	4	11	2
NUMERICAL CHANGE	0	10.12-	9-	1-	15.45+	0	1-	1-	1+	6-	2-
PERCENT CHANGE	.0	45.0-	45.0-	16.7-	51.5+	0	*	50.0-	25.0+	54.5-	*
MONROE CTY											
TOTAL	13,653	7.25	99	30	30.30	0	0	7	52	36	4
94	13,639	7.33	100	51	51.00	0	0	8	44	40	8
93	14+	.08-	1-	21-	20.70-	0	0	1-	8+	4-	4-
NUMERICAL CHANGE	1+	1.1-	1.0-	41.2-	40.6-	0	0	12.5-	18.2+	10.0-	50.0-
PERCENT CHANGE	.1+					0	0	*	*	*	*



MEST VIRGINIA U C R CRIME INDEX REPORT

IDENTIFIER	POPULATION	CRIME RATE	TOTAL OFFEN	TOTAL CLEARED	PERCENT CLEARED	MURDER	RAPE	ROBBERY	FEL ASHLT	BREAK ENTER	LARCENY THEFT	M/V THEFT
RURAL	12,417	5.79	72	19	26.38	0	0	0	3	42	23	4
NUMERICAL CHANGE	12,404	6.52	81	35	43.20	0	0	0	6	40	29	6
PERCENT CHANGE	.1+	11.2-	11.1-	45.7-	38.9-	0	0	0	50.0-	5.0+	20.7-	33.3-
SHERIFF	94	39	7	17.94	0	0	0	0	2	22	13	2
NUMERICAL CHANGE	93	49	22	44.89	0	0	0	0	5	25	16	3
PERCENT CHANGE	20.4-	10-	15-	26.95-	0	0	0	0	60.0-	12.0-	18.8-	33.3-
STATE POLICE	94	33	12	36.36	0	0	0	0	1	20	10	2
NUMERICAL CHANGE	93	32	13	40.62	0	0	0	0	1	15	13	3
PERCENT CHANGE	3.1+	7.7-	10.5-	10.5-	0	0	0	0	0	33.3+	23.1-	33.3-
MUNICIPAL	1,236	21.84	27	11	40.74	0	0	0	4	10	13	0
NUMERICAL CHANGE	1,235	15.38	19	16	84.21	0	0	0	2	4	11	2
PERCENT CHANGE	.1+	6.46+	8+	43.47-	0	0	0	0	100.0+	150.0+	18.2+	*
ALDERSON PD	94	21.84	27	11	40.74	0	0	0	4	10	13	0
NUMERICAL CHANGE	93	15.38	19	16	84.21	0	0	0	2	4	11	2
PERCENT CHANGE	.1+	6.46+	8+	43.47-	0	0	0	0	100.0+	150.0+	18.2+	*
MORGAN CTY	12,869	19.34	249	34	13.65	1	1	1	2	108	122	14
NUMERICAL CHANGE	93	17.81	229	39	17.03	1	3	6	1	88	114	16
PERCENT CHANGE	.1+	8.6+	8.7+	12.8-	19.8-	0	66.7-	83.3-	100.0+	22.7+	7.0+	12.5-
RURAL	12,869	19.34	249	34	13.65	1	1	1	2	108	122	14
NUMERICAL CHANGE	12,856	17.81	229	39	17.03	1	3	6	1	88	114	16
PERCENT CHANGE	.1+	8.6+	8.7+	12.8-	19.8-	0	66.7-	83.3-	100.0+	22.7+	7.0+	12.5-
SHERIFF	94	76	4	5.26	0	0	0	0	0	45	27	2
NUMERICAL CHANGE	93	64	6	9.37	0	0	0	0	1	33	28	2
PERCENT CHANGE	18.8+	33.3-	43.9-	43.9-	1+	0	0	0	1+	12+	1-	0
STATE POLICE	94	173	30	17.34	0	1	1	1	0	63	95	12
NUMERICAL CHANGE	93	165	33	20.00	1	3	6	6	0	55	86	14
PERCENT CHANGE	4.8+	9.1-	13.3-	13.3-	1-	2-	6-	6-	2+	8+	9+	2-
NICHOLAS CTY	27,184	16.36	445	112	25.16	1	7	5	21	101	273	37
NUMERICAL CHANGE	27,155	14.35	390	82	21.02	1	6	7	15	91	236	34
PERCENT CHANGE	.1+	14.0+	14.1+	36.6+	19.7+	0	16.7+	28.6+	40.0+	11.0+	15.7+	8.8+

PART I OFFENSES

# PART I OFFENSES

## WEST VIRGINIA U C R CRIME INDEX REPORT

IDENTIFIER	POPULATION	CRIME RATE	TOTAL OFFEN	TOTAL CLEARED	PERCENT CLEARED	MURDER	RAPE	ROBBERY	FEL ASSSLT	BREAK ENTER	LARCENY THEFT	M/V THEFT
RURAL	21,433	16.28	349	80	22.92	1	7	4	20	87	201	29
NUMERICAL CHANGE	21,410	13.77	295	57	19.32	1	5	5	13	68	174	29
PERCENT CHANGE	.1+	2.51+	54+	23+	3.60+	0	2+	1-	7+	19+	27+	0
		18.2+	18.3+	40.4+	18.6+	.0	40.0+	20.0-	53.8+	27.9+	15.5+	.0
SHERIFF	301	70	23.25	1	7	4	18	75	175	21	175	21
NUMERICAL CHANGE	261	52	19.92	1	5	5	12	52	163	23	163	23
PERCENT CHANGE	15.3+	3.33+	18+	34.6+	16.7+	0	2+	1-	6+	23+	12+	2-
		15.3+	34.6+	16.7+	.0	40.0+	20.0-	44.2+	50.0+	44.2+	7.4+	8.7-
STATE POLICE	48	10	20.83	0	0	0	2	12	2	12	26	8
NUMERICAL CHANGE	34	5	14.70	0	0	0	1	16	1	16	11	6
PERCENT CHANGE	14+	5+	6.13+	0	0	0	0	4-	1+	4-	15+	2+
		41.2+	100.0+	41.7+			100.0+	25.0-	136.4+	25.0-	136.4+	33.3+
MUNICIPAL	5,751	16.69	96	32	33.33	0	0	1	1	14	72	8
NUMERICAL CHANGE	5,745	16.53	95	25	26.31	0	1	2	2	23	62	5
PERCENT CHANGE	.1+	1.0+	1.1+	28.0+	26.7+	0	1-	1-	1-	9-	10+	3+
		1.0+	1.1+	28.0+	26.7+	* 50.0-	* 50.0-	39.1-	50.0-	39.1-	16.1+	60.0+
RICHWOOD PD	2,752	1.81	5	3	60.00	0	0	0	1	2	2	0
NUMERICAL CHANGE	2,749	1.81	5	2	40.00	0	0	0	0	2	2	1
PERCENT CHANGE	.1+	.0	.0	50.0+	50.0+	0	0	0	* 1+	0	0	1-
		.0	.0	50.0+	50.0+			.0	* .0	.0	.0	* .0
SUMMERSVILLE PD	2,999	30.34	91	29	31.86	0	0	1	0	12	70	8
NUMERICAL CHANGE	2,996	30.03	90	23	25.55	0	1	2	0	21	60	4
PERCENT CHANGE	.1+	1.0+	1.1+	26.1+	24.7+	0	1-	1-	2-	9-	10+	4+
		1.0+	1.1+	26.1+	24.7+	* 50.0-	* 50.0-	42.9-	* 42.9-	16.7+	100.0+	* 100.0+
OHIO CITY	50,521	30.65	1549	280	18.07	1	19	44	155	334	900	96
NUMERICAL CHANGE	50,469	28.30	1429	252	17.63	0	16	57	120	462	668	105
PERCENT CHANGE	.1+	8.3+	8.6+	11.1+	2.5+	0	18.8+	22.8-	29.2+	27.7-	34.7+	8.6-
		8.3+	8.6+	11.1+	2.5+	.0	18.8+	22.8-	29.2+	27.7-	34.7+	8.6-
RURAL	12,400	13.87	172	43	25.00	0	1	1	16	38	106	10
NUMERICAL CHANGE	12,427	13.91	173	31	17.91	0	3	1	3	60	89	17
PERCENT CHANGE	.2-	.04-	.6-	38.7+	39.6+	0	2-	0	13+	22-	17+	7-
		.3-	.6-	38.7+	39.6+	0	66.7-	.0	433.3+	36.7-	19.1+	41.2-
SHERIFF	138	37	26.81	0	1	1	16	36	76	36	76	8
NUMERICAL CHANGE	131	20	15.26	0	3	1	2	52	58	52	58	15
PERCENT CHANGE	5.3+	85.0+	75.7+	0	66.7-	.0	700.0+	30.8-	31.0+	30.8-	31.0+	46.7-
		5.3+	85.0+	75.7+	66.7-	.0	700.0+	30.8-	31.0+	30.8-	31.0+	46.7-
STATE POLICE	34	6	17.64	0	0	0	0	2	0	2	30	2
NUMERICAL CHANGE	42	11	26.19	0	0	0	0	1	1	8	31	2
PERCENT CHANGE	19.0-	45.5-	32.6-	0	0	0	0	1-	* 1-	6-	1-	0
		19.0-	45.5-	32.6-	0	0	0	1-	* 1-	6-	1-	0
								75.0-	* 75.0-	3.2-	3.2-	.0

WEST VIRGINIA U C R CRIME INDEX REPORT

IDENTIFIER	POPULATION	CRIME RATE	TOTAL OFFEN	TOTAL CLEARED	PERCENT CLEARED	MURDER	RAPE	ROBBERY	FEL ASHLT	BREAK ENTER	LARCENY THEFT	M/V THEFT
MUNICIPAL 94	38,121	36.11	1377	237	17.21	1	18	43	139	296	794	86
NUMERICAL CHANGE 93	38,042	33.00	1256	221	17.59	1	13	56	117	402	579	88
PERCENT CHANGE	79+	3.11+	121+	16+	.38-	0	5+	13-	22+	106-	215+	2-
	.2+	9.4+	9.6+	7.2+	2.2-	.0	38.5+	23.2-	18.8+	26.4-	37.1+	2.3-
WHEELING PD 94	34,458	38.68	1333	236	17.70	1	18	43	139	296	794	86
NUMERICAL CHANGE 93	34,421	35.29	1215	216	17.77	1	12	56	113	388	557	88
PERCENT CHANGE	37+	3.39+	118+	20+	.07-	0	6+	13-	26+	106-	207+	2-
	.1+	9.6+	9.7+	9.3+	.4-	.0	50.0+	23.2-	23.0+	27.3-	37.2+	2.3-
BETHLEHEM PD 94	2,623	4.19	11	0	.00	0	0	0	0	11	0	0
NUMERICAL CHANGE 93	2,621	6.10	16	0	.00	0	0	0	0	14	0	0
PERCENT CHANGE	2+	1.91-	5-	0	.00	0	0	0	0	3-	2-	0
	.1+	31.3-	31.3-							21.4-	*	
WEST LIBERTY ST COL SEC 94	1,040	31.73	33	1	3.03	0	0	0	0	3	30	0
NUMERICAL CHANGE 93	1,000	25.00	25	5	20.00	0	1	0	4	0	20	0
PERCENT CHANGE	40+	6.73+	8+	4-	16.97-	0	1-	0	4-	3+	10+	0
	4.0+	26.9+	32.0+	80.0-	84.9-		*		*	*	50.0+	
PENDLETON CITY TOTAL 94	8,062	13.76	111	38	34.23	0	18	0	6	38	46	5
NUMERICAL CHANGE 93	8,054	9.80	70	14	17.72	0	0	0	3	30	40	6
PERCENT CHANGE	8+	3.96+	32+	24+	16.51+	0	18+	0	1+	8+	6+	1-
	.1+	40.4+	40.5+	171.4+	93.2+		*		33.3+	26.7+	15.0+	16.7-
RURAL 94	8,062	13.76	111	38	34.23	0	18	0	6	38	46	5
NUMERICAL CHANGE 93	8,054	9.80	79	14	17.72	0	0	0	3	30	40	6
PERCENT CHANGE	8+	3.96+	32+	24+	16.51+	0	18+	0	1+	8+	6+	1-
	.1+	40.4+	40.5+	171.4+	93.2+		*		33.3+	26.7+	15.0+	16.7-
SHERIFF 94	0	0	0	0	.00	0	0	0	0	0	0	0
NUMERICAL CHANGE 93	1	100.00	1	1	100.00-	0	0	0	0	0	1	0
PERCENT CHANGE	*	*	*	*	*							
STATE POLICE 94	111	38	34.23	0	18	0	18	0	4	38	46	5
NUMERICAL CHANGE 93	78	13	16.66	0	0	0	0	0	3	30	39	6
PERCENT CHANGE	33+	17.57+	25+	17.57+	18+	0	18+	0	1+	8+	7+	1-
	42.3+	192.3+	105.5+				*		33.3+	26.7+	17.9+	16.7-
PLEASANTS CITY TOTAL 94	7,600	7.10	54	17	31.48	0	0	0	1	25	28	0
NUMERICAL CHANGE 93	7,593	11.45	87	38	43.67	0	0	0	2	32	51	2
PERCENT CHANGE	7+	4.35-	33-	21-	12.19-	0	0	0	1-	7-	23-	2-
	.1+	38.0-	37.9-	55.3-	27.9-				50.0-	21.9-	45.1-	*
RURAL 94	5,451	5.68	31	16	51.61	0	0	0	1	19	11	0
NUMERICAL CHANGE 93	5,446	11.75	64	27	42.18	0	0	0	1	27	34	2
PERCENT CHANGE	5+	6.07-	33-	11-	9.43+	0	0	0	.0	8-	23-	2-
	.1+	51.7-	51.6-	40.7-	22.4+				.0	29.6-	67.6-	*

PART I OFFENSES

# PART I OFFENSES

## WEST VIRGINIA U C R CRIME INDEX REPORT

IDENTIFIER	POPULATION	CRIME RATE	TOTAL OFFENSES	TOTAL CLEARED	PERCENT CLEARED	MURDER	RAPE	ROBBERY	FEL ASHLT	BREAK ENTER	LARCENY THEFT	M/V THEFT
SHERIFF 94	21	61.90	0	0	0	0	0	0	0	17	4	0
NUMERICAL CHANGE 93	35	17.14	0	0	0	0	0	0	1	21	11	0
PERCENT CHANGE	14-	7+	44.76+	0	0	0	0	0	1-	4-	7-	2-
	40.0-	116.7+	261.1+						*	19.0-	63.6-	*
STATE POLICE 94	10	30.00	0	0	0	0	0	0	1	2	7	0
NUMERICAL CHANGE 93	29	72.41	0	0	0	0	0	0	0	6	23	0
PERCENT CHANGE	19-	18-	42.41-	0	0	0	0	0	1+	4-	16-	0
	65.5-	85.7-	58.6-						*	66.7-	69.6-	
MUNICIPAL 94	23	4.34	0	0	0	0	0	0	0	6	17	0
NUMERICAL CHANGE 93	23	47.82	0	0	0	0	0	0	1	5	17	0
PERCENT CHANGE	.1+	.01-	43.48-	0	0	0	0	0	1-	1+	0	0
	.1+	.0	90.9-	90.9-					*	20.0+	.0	
ST MARYS PD 94	23	4.34	0	0	0	0	0	0	0	6	17	0
NUMERICAL CHANGE 93	23	47.82	0	0	0	0	0	0	1	5	17	0
PERCENT CHANGE	.1+	.01-	43.48-	0	0	0	0	0	1-	1+	0	0
	.1+	.0	90.9-	90.9-					*	20.0+	.0	
POCAHONTAS CTY TOTAL 94	86	17.44	1	1	1	2	0	0	3	55	21	4
NUMERICAL CHANGE 93	80	28.75	0	0	0	0	0	0	7	37	29	5
PERCENT CHANGE	9+	11.31-	1+	2+	2+	2+	2-	4-	18+	8-	8-	1-
	7.5+	34.8-	39.3-	*	*	*	*	*	57	68.6+	27.6-	20.0-
	13.5+	23.1-	32.3-						*	60.0-	26.9-	40.0-
RURAL 94	75	13.33	1	1	1	2	0	0	2	48	19	3
NUMERICAL CHANGE 93	66	19.69	0	0	0	0	0	0	1	29	26	5
PERCENT CHANGE	8+	1.13+	6.36-	1+	2+	2+	1-	3-	19+	7-	7-	2-
	.1+	13.5+	23.1-	32.3-					*	60.0-	26.9-	40.0-
SHERIFF 94	29	17.24	1	1	1	0	0	0	1	20	6	1
NUMERICAL CHANGE 93	25	12.00	0	0	0	0	0	0	2	13	9	1
PERCENT CHANGE	4+	2+	5.24+	1+	0	0	0	0	1-	7+	3-	0
	16.0+	66.7+	43.7+						50.0-	53.8+	33.3-	0
STATE POLICE 94	46	10.86	0	0	0	2	0	0	1	28	13	2
NUMERICAL CHANGE 93	41	24.39	0	0	0	0	0	0	3	16	17	4
PERCENT CHANGE	5+	5-	13.53-	0	2+	2+	1-	2-	2-	12+	4-	2-
	12.2+	50.0-	55.5-						*	75.0+	23.5-	50.0-
MUNICIPAL 94	11	45.45	0	0	0	0	0	0	1	7	2	1
NUMERICAL CHANGE 93	14	71.42	0	0	0	0	0	0	2	8	3	0
PERCENT CHANGE	3-	5-	25.97-	0	0	0	0	0	1-	1-	1-	1+
	21.5-	21.4-	50.0-	56.4-					50.0-	12.5-	33.3-	*
MARLINTON PD 94	11	45.45	0	0	0	0	0	0	1	7	2	1
NUMERICAL CHANGE 93	14	71.42	0	0	0	0	0	0	2	8	3	0
PERCENT CHANGE	3-	5-	25.97-	0	0	0	0	0	1-	1-	1-	1+
	21.5-	21.4-	50.0-	56.4-					50.0-	12.5-	33.3-	*

WEST VIRGINIA U C R CRIME INDEX REPORT

IDENTIFIER	POPULATION	CRIME RATE	TOTAL OFFEN	TOTAL CLEARED	PERCENT CLEARED	MURDER	RAPE	ROBBERY	FEL ASHLT	BREAK ENTER	LARCENY THEFT	M/V THEFT
PRESTON CTY TOTAL	29,647	9.88	293	66	22.52	0	1	2	7	106	146	51
NUMERICAL CHANGE	29,617	10.39	308	37	12.01	2	1	0	6	105	176	13
PERCENT CHANGE	1+	4.9-	15-	29+	10.51+	2-	0	2+	1+	1+	30-	13+
RURAL	24,105	9.04	218	30	13.76	0	0	1	6	75	106	50
NUMERICAL CHANGE	24,079	10.46	252	24	9.52	2-	0	1+	4	82	149	15
PERCENT CHANGE	.1+	13.6-	13.5-	25.0+	44.5+	2-	0	1+	2+	7-	43-	15+
SHERIFF	94	166	18	10.84	0	0	0	1	5	47	89	24
NUMERICAL CHANGE	93	189	18	9.52	0	0	0	1	1	59	115	13
PERCENT CHANGE	12.2-	23-	0	1.32+	1-	1-	0	1+	4+	12-	26-	11+
STATE POLICE	94	52	12	23.07	0	0	0	0	1	28	17	6
NUMERICAL CHANGE	93	63	6	9.52	1	0	0	3	23	34	2	2
PERCENT CHANGE	17.5-	11-	6+	13.55+	1-	0	0	2-	5+	17-	4+	4+
MUNICIPAL	5,542	13.53	75	36	48.00	0	1	1	1	31	40	1
NUMERICAL CHANGE	5,538	10.11	56	13	23.21	0	1	0	2	23	27	3
PERCENT CHANGE	.1+	33.8+	33.9+	176.9+	166.8+	0	.0	1+	50.0-	34.8+	48.1+	66.7-
KINGHOOD PD	3,286	22.82	75	36	48.00	0	1	1	1	31	40	1
NUMERICAL CHANGE	3,283	17.05	56	13	23.21	0	1	0	2	23	27	3
PERCENT CHANGE	.1+	33.8+	33.9+	176.9+	166.8+	0	.0	1+	50.0-	34.8+	48.1+	66.7-
REEDSVILLE PD	511	.00	0	0	.00	0	0	0	0	0	0	0
NUMERICAL CHANGE	511	.00	0	0	.00	0	0	0	0	0	0	0
PERCENT CHANGE	.0	.00	0	0	.00	0	0	0	0	0	0	0
PUTNAM CTY TOTAL	44,502	18.69	833	106	12.72	0	8	6	32	192	556	39
NUMERICAL CHANGE	44,505	21.49	957	149	15.56	1	11	7	45	229	620	44
PERCENT CHANGE	.1+	13.0-	13.0-	28.9-	18.3-	1-	27.3-	14.3-	28.9-	16.2-	10.3-	11.4-
RURAL	38,391	18.43	708	94	13.27	0	8	5	25	176	455	39
NUMERICAL CHANGE	38,350	20.15	773	110	14.23	1	9	6	35	176	508	38
PERCENT CHANGE	.1+	8.5-	8.4-	14.5-	6.7-	1-	11.1-	16.7-	28.6-	.0	10.4-	2.6+
SHERIFF	94	589	52	8.82	0	2	4	11	11	147	396	29
NUMERICAL CHANGE	93	626	38	6.07	1	0	5	17	154	422	422	27
PERCENT CHANGE	5.9-	37-	14+	2.75+	1-	2+	1-	6-	7-	26-	26-	7.4+

PART I OFFENSES

# PART I OFFENSES

## WEST VIRGINIA U C R CRIME INDEX REPORT

IDENTIFIER	POPULATION	CRIME RATE	TOTAL OFFENSES	TOTAL CLEARED	PERCENT CLEARED	MURDER	RAPE	ROBBERY	FEL ASHLT	BREAK ENTER	LARCENY THEFT	M/V THEFT
STATE POLICE 94	119	42	35.29	0	6	1	14	29	59	10		
NUMERICAL CHANGE 93	167	72	48.97	0	9	1	18	22	86	11		
PERCENT CHANGE	28-	30-	13.68-	0	3-	0	4-	7+	27-	1-		
	19.0-	41.7-	27.9-		33.3-	.0	22.2-	31.8+	31.4-	9.1-		
MUNICIPAL 94	125	12	9.60	0	0	1	7	16	101	0		
NUMERICAL CHANGE 93	184	39	21.19	0	2	1	10	53	112	6		
PERCENT CHANGE	59-	27-	11.59-	0	2-	0	3-	37-	11-	6-		
	32.2-	69.2-	54.7-		.0	.0	30.0-	69.8-	9.8-	.0		
HURRICANE PD 94	113	11	9.73	0	0	1	6	16	90	0		
NUMERICAL CHANGE 93	179	38	21.22	0	2	1	10	52	109	6		
PERCENT CHANGE	66-	27-	11.49-	0	2-	1+	4-	36-	19-	6-		
	37.0-	71.1-	54.1-		.0	.0	40.0-	69.2-	17.4-	.0		
POCA PD 94	12	1	8.33	0	0	0	1	0	11	0		
NUMERICAL CHANGE 93	5	1	20.00	0	0	0	0	0	3	0		
PERCENT CHANGE	7+	0	11.67-	0	0	0	1+	1-	8+	0		
	139.9+	140.0+	58.4-		.0	.0	.0	.0	266.7+	.0		
RALEIGH CTY TOTAL 94	3131	774	24.72	8	7	64	413	417	2052	190		
NUMERICAL CHANGE 93	3258	654	20.38	10	14	65	276	561	2137	145		
PERCENT CHANGE	77-	120+	4.34+	2-	7-	21-	137+	144-	85-	45+		
	2.6-	18.3+	21.3+	20.0-	50.0-	32.3-	49.6+	25.7-	4.0-	31.0+		
RURAL 94	1690	280	17.07	5	0	12	244	289	972	118		
NUMERICAL CHANGE 93	1495	164	10.96	7	1	19	115	310	962	81		
PERCENT CHANGE	145+	116+	6.11+	2-	1-	7-	129+	21-	10+	57+		
	9.6+	9.7+	55.7+	28.6-	.0	36.8-	112.2+	6.8-	1.0+	45.7+		
SHERIFF 94	1400	257	18.35	4	0	11	241	242	802	100		
NUMERICAL CHANGE 93	1288	151	11.72	6	1	18	109	279	808	67		
PERCENT CHANGE	112+	106+	6.63+	2-	1-	7-	132+	37-	6-	33+		
	8.7+	70.2+	56.6+	33.3-	.0	38.9-	121.1+	13.3-	.7-	49.3+		
STATE POLICE 94	240	23	9.58	1	0	1	3	47	170	18		
NUMERICAL CHANGE 93	207	13	6.28	1	0	1	6	31	154	14		
PERCENT CHANGE	33+	10+	3.30+	0	0	0	3-	16+	16+	4+		
	15.9+	76.9+	52.5+	.0	.0	.0	50.0-	51.6+	10.4+	28.6+		
MUNICIPAL 94	1491	494	33.13	3	7	32	169	128	1080	72		
NUMERICAL CHANGE 93	1713	490	28.60	3	13	46	161	251	1175	64		
PERCENT CHANGE	22+	4+	4.53+	0	6-	14-	8+	123-	95-	8+		
	13.1-	13.0-	15.8+	.0	46.2-	30.4-	5.0+	49.0-	8.1-	12.5+		
BECKLEY PD 94	1465	481	32.83	3	7	32	167	121	1064	71		
NUMERICAL CHANGE 93	1709	488	28.55	3	13	46	160	248	1175	64		
PERCENT CHANGE	20+	7-	4.28+	0	6-	14-	7+	127-	111-	7+		
	13.47-	248-	15.0+	.0	46.2-	30.4-	4.4+	51.2-	9.4-	10.9+		
	14.4-	14.3-	1.4-	.0	46.2-	30.4-	4.4+	51.2-	9.4-	10.9+		



# PART I OFFENSES

## WEST VIRGINIA U C R CRIME INDEX REPORT

IDENTIFIER	POPULATION	CRIME RATE	TOTAL OFFENSES	PERCENT CLEARED	MURDER	RAPE	ROBBERY	FEL ASHLT	BREAK ENTER	LARCENY THEFT	M/V THEFT
RURAL	6,993	6.14	43	14	1	1	0	6	19	15	1
NUMERICAL CHANGE	6,986	5.29	37	12	3	2	0	2	17	11	2
PERCENT CHANGE	.1+	.85+	6+	2+	2-	1-	0	4+	2+	4+	1-
		16.1+	16.2+	16.7+	66.7-	50.0-		200.0+	11.8+	36.4+	50.0-
SHERIFF	94		3	4	0	0	0	1	0	2	0
NUMERICAL CHANGE	93		15	8	1	0	0	1	10	3	0
PERCENT CHANGE			12-	4-	1-	0	0	0	10-	1-	0
		80.0-	50.0-	150.0+				.0		33.3-	
STATE POLICE	94		40	10	1	1	0	5	19	13	1
NUMERICAL CHANGE	93		22	4	2	2	0	1	7	8	2
PERCENT CHANGE			18+	6+	1-	1-	0	4+	12+	5+	1-
		81.8+	150.0+	37.5+	50.0-	50.0-		400.0+	171.4+	62.5+	50.0-
MUNICIPAL	94	1.88	6	4	0	0	0	1	3	0	2
NUMERICAL CHANGE	93	1.89	6	3	0	0	1	0	1	3	1
PERCENT CHANGE		.01-	0	1+	0	0	1-	1+	2+	3-	1+
		.5-	.0	33.3+					200.0+		100.0+
HARRISVILLE PD	94	1.05	2	1	0	0	0	0	1	0	1
NUMERICAL CHANGE	93	2.64	5	2	0	0	0	0	1	3	1
PERCENT CHANGE		1.59-	3-	1-	0	0	0	0	0	3-	0
		60.2-	60.0-	50.0-					.0		.0
PENNSBORO PD	94	3.11	4	3	0	0	0	1	2	0	1
NUMERICAL CHANGE	93	.77	1	1	0	0	1	0	0	0	0
PERCENT CHANGE		2.34+	3+	2+	0	0	1-	1+	2+	0	1+
		303.9+	300.0+	200.0+							
ROANE CTY	TOTAL	14.18	49	22.68	0	2	2	6	91	97	18
NUMERICAL CHANGE	93	11.83	46	25.55	0	0	2	3	67	90	18
PERCENT CHANGE		2.35+	3+	2.87-	0	2+	0	3+	24+	7+	0
		19.9+	20.0+	11.2-				.0	100.0+	35.8+	.0
RURAL	94	12.39	160	33	0	2	1	4	83	58	12
NUMERICAL CHANGE	93	9.84	127	20	0	0	1	2	61	48	15
PERCENT CHANGE		2.55+	33+	13+	0	2+	0	2+	22+	10+	3-
		25.9+	26.0+	65.0+			.0	100.0+	36.1+	20.8+	20.0-
SHERIFF	94		80	8	0	0	0	1	45	29	5
NUMERICAL CHANGE	93		79	11	0	0	1	2	39	31	6
PERCENT CHANGE			1+	3-	0	0	1-	1-	6+	2-	1-
		1.3+	27.3-	28.2-				50.0-	15.4+	6.5-	16.7-
STATE POLICE	94		80	25	0	2	1	3	38	29	7
NUMERICAL CHANGE	93		48	9	0	0	0	0	22	17	9
PERCENT CHANGE			32+	16+	0	2+	1+	3+	16+	12+	2-
		66.7+	177.8+	66.7+					72.7+	70.6+	22.2-



WEST VIRGINIA U C R CRIME INDEX REPORT

IDENTIFIER	POPULATION	CRIME RATE	TOTAL OFFENSES	TOTAL CLEARED	PERCENT CLEARED	MURDER	RAPE	ROBBERY	FEL ASLTT	BREAK ENTER	LARCENY THEFT	N/V THEFT
MUNICIPAL 94	2,313	24.21	56	16	28.57	0	0	1	2	8	39	6
NUMERICAL CHANGE 93	2,311	22.93	53	26	49.05	0	0	1	1	6	42	5
PERCENT CHANGE	.1+	5.6+	5.7+	38.5-	41.8-	0	0	0	100.0+	33.3+	7.1-	100.0+
SPENCER PD	2,313	24.21	56	16	28.57	0	0	1	2	8	39	6
NUMERICAL CHANGE 93	2,311	22.93	53	26	49.05	0	0	1	1	6	42	3
PERCENT CHANGE	.1+	5.6+	5.7+	38.5-	41.8-	0	0	0	100.0+	33.3+	7.1-	100.0+
SUMMERS CTY TOTAL	14,246	14.17	202	39	19.30	1	3	6	10	126	54	2
NUMERICAL CHANGE 93	14,232	7.44	106	26	24.52	0	0	1	6	56	41	2
PERCENT CHANGE	.1+	90.5+	90.6+	50.0+	21.3-	0	3+	500.0+	66.7+	125.0+	31.7+	0
RURAL	10,737	12.10	130	8	6.15	0	2	3	2	80	42	1
NUMERICAL CHANGE 93	10,726	8.85	95	16	16.84	0	0	1	3	54	35	2
PERCENT CHANGE	.1+	36.7+	36.8+	50.0-	63.5-	0	2+	200.0+	33.3-	48.1+	20.0+	50.0-
SHERIFF	94	50	3	6.00	0	1	0	0	2	40	7	0
NUMERICAL CHANGE 93	7	100.00	0	0	0	0	0	0	3	2	2	0
PERCENT CHANGE	614.3+	94.0-	0	0	0	1+	0	33.3-1900.0+	1-	38+	5+	0
STATE POLICE	94	80	5	6.25	0	1	3	0	0	40	35	1
NUMERICAL CHANGE 93	88	9	10.22	0	0	0	1	1	0	52	33	2
PERCENT CHANGE	9.1-	44.4-	52.6-	0	0	1+	2+	200.0+	0	23.1-	6.1+	50.0-
HINTON PD	3,509	20.51	72	31	43.05	1	1	3	8	46	12	1
NUMERICAL CHANGE 93	3,506	17.38+	61+	21+	47.85-	0	0	0	3	2	6	0
PERCENT CHANGE	.1+	555.3+	554.5+	210.0+	52.6-	0	0	0	5+	44+	6+	1+
HINTON PD	3,509	20.51	72	31	43.05	1	1	3	8	46	12	1
NUMERICAL CHANGE 93	3,506	17.38+	61+	21+	47.85-	0	0	0	3	2	6	0
PERCENT CHANGE	.1+	555.3+	554.5+	210.0+	52.6-	0	0	0	5+	44+	6+	1+
TAYLOR CTY TOTAL	15,236	12.40	189	49	25.92	0	4	0	16	37	116	16
NUMERICAL CHANGE 93	15,220	10.97	167	36	21.55	1	1	0	11	38	105	11
PERCENT CHANGE	.1+	13.0+	13.2+	36.1+	20.3+	0	300.0+	0	45.5+	2.6-	10.5+	45.5+
RURAL	9,659	4.76	46	3	6.52	0	2	0	1	18	18	7
NUMERICAL CHANGE 93	9,649	5.69	55	13	23.63	1	1	0	0	20	26	7
PERCENT CHANGE	.1+	16.3-	16.4-	76.9-	72.4-	0	100.0+	0	1+	2-	8-	0

# PART I OFFENSES

## WEST VIRGINIA U C R CRIME INDEX REPORT

IDENTIFIER	POPULATION	CRIME RATE	TOTAL OFFENSES	TOTAL CLEARED	PERCENT CLEARED	MURDER	RAPE	ROBBERY	FEL ASSLT	BREAK ENTER	LARCENY THEFT	M/V THEFT
SHERIFF	94		25	3	12.00	0	0	0	1	13	9	2
NUMERICAL CHANGE	93		26	7	26.92	0	0	0	0	15	11	0
PERCENT CHANGE			1+	4+	14.92-	0	0	0	1+	2-	2-	2+
			3.8-	57.1-	55.4-				*	13.3-	18.2-	*
STATE POLICE	94		21	0	.00	0	2	0	0	5	9	5
NUMERICAL CHANGE	93		29	6	20.68	1	1	0	0	5	15	7
PERCENT CHANGE			8-	6-	20.68-	1-	1+	0	0	0	6-	2-
			27.6-	*	*	100.0+			*	.0	40.0-	28.6-
MUNICIPAL	94	25.63	143	46	32.16	0	2	0	15	19	98	9
NUMERICAL CHANGE	93	20.10	112	23	20.53	0	0	0	11	18	79	4
PERCENT CHANGE		5.53+	31+	23+	11.63+	0	2+	0	4+	1+	19+	5+
		.1+	27.7+	100.0+	56.6+		*		36.4+	5.6+	24.1+	125.0+
GRAFTON PD	94	25.63	143	46	32.16	0	2	0	15	19	98	9
NUMERICAL CHANGE	93	20.10	112	23	20.53	0	0	0	11	18	79	4
PERCENT CHANGE		5.53+	31+	23+	11.63+	0	2+	0	4+	1+	19+	5+
		.1+	27.7+	100.0+	56.6+		*		36.4+	5.6+	24.1+	125.0+
TUCKER CTY	TOTAL	13.94	109	27	24.77	0	2	0	5	34	68	0
NUMERICAL CHANGE	93	12.93	101	25	24.75	1	1	0	3	27	58	11
PERCENT CHANGE		1.01+	8+	2+	.02+	1-	1+	0	2+	7+	10+	11-
		7.8+	7.9+	8.0+	1+		100.0+		66.7+	25.9+	17.2+	*
RURAL	94	12.92	82	21	25.60	0	2	0	3	24	53	0
NUMERICAL CHANGE	93	11.20	71	14	19.71	1	1	0	2	20	36	11
PERCENT CHANGE		1.72+	11+	7+	5.89+	1-	1+	0	1+	4+	17+	11-
		.1+	15.4+	50.0+	29.9+		100.0+		50.0+	20.0+	47.2+	*
SHERIFF	94		24	8	33.33	0	0	0	0	7	17	0
NUMERICAL CHANGE	93		36	4	11.76	0	0	0	1	12	19	1
PERCENT CHANGE			10-	4+	21.57+	1-	0	0	1-	5-	2-	1-
			29.4-	100.0+	183.4+		*		*	41.7-	10.5-	*
STATE POLICE	94		58	13	22.41	0	2	0	3	17	36	0
NUMERICAL CHANGE	93		37	10	27.02	0	1	0	1	8	17	10
PERCENT CHANGE			21+	3+	4.61-	0	1+	0	2+	9+	19+	10-
			56.8+	30.0+	17.1-		100.0+		200.0+	112.5+	111.8+	*
MUNICIPAL	94	18.32	27	6	22.22	0	0	0	2	10	15	0
NUMERICAL CHANGE	93	20.38	30	11	36.66	0	0	0	1	7	22	0
PERCENT CHANGE		2.06-	3-	5-	14.44-	0	0	0	1+	3+	7-	0
		.1+	10.1-	45.5-	39.4-				100.0+	42.9+	31.8-	
PARSONS PD	94	18.32	27	6	22.22	0	0	0	2	10	15	0
NUMERICAL CHANGE	93	20.38	30	11	36.66	0	0	0	1	7	22	0
PERCENT CHANGE		2.06-	3-	5-	14.44-	0	0	0	1+	3+	7-	0
		.1+	10.1-	45.5-	39.4-				100.0+	42.9+	31.8-	

WEST VIRGINIA U C R CRIME INDEX REPORT

IDENTIFIER	POPULATION	CRIME RATE	TOTAL OFFEN	TOTAL CLEARED	PERCENT CLEARED	MURDER	RAPE	ROBBERY	FEL ASHLT	BREAK ENTER	LARCENY THEFT	M/V THEFT
TYLER CITY	11,793	10.93	129	48	37.20	0	6	0	2	35	81	5
	11,783	12.55	148	47	31.75	0	3	0	6	49	81	5
	10+	1.62-	19-	1+	5.45+	0	0	0	4-	14-	0	4-
	.1+	12.9-	12.8-	2.1+	17.2+	0	100.0+	0	66.7-	28.6-	.0	44.4-
	6,219	8.68	54	25	46.29	0	6	0	1	26	17	4
	6,213	10.13	63	25	39.68	0	3	0	2	36	19	3
	.6+	1.45-	9-	0	6.61+	0	3+	0	1-	10-	2-	1+
	.1+	14.3-	14.3-	.0	16.7+	0	100.0+	0	50.0-	27.8-	10.5-	33.3+
SHERIFF	94	93	49	25	51.02	0	6	0	1	24	16	2
	93	59	25	42.37	0	3	0	2	2	32	19	3
	10-	8.65+	0	0	8.65+	0	3+	0	1-	8-	3-	1-
	16.9-	20.4+	.0	20.4+	0	100.0+	0	50.0-	50.0-	25.0-	15.8-	33.3-
STATE POLICE	94	93	5	0	.00	0	0	0	0	2	1	2
	4	0	0	0	.00	0	0	0	0	4	0	0
	1+	.00	0	0	.00	0	0	0	0	2-	1+	2+
	25.0+								50.0-			
MUNICIPAL	5,574	13.45	75	23	30.66	0	0	0	1	9	64	1
	5,570	15.26	85	22	25.88	0	0	0	4	13	62	6
	4+	1.81-	10-	1+	4.78+	0	0	0	3-	4-	2+	5-
	.1+	11.9-	11.8-	4.5+	18.5+	0	0	0	75.0-	30.8-	3.2+	83.3-
PADEN CITY PD	2,807	23.51	66	14	21.21	0	0	0	1	2	62	1
	2,805	17.82	50	4	8.00	0	0	0	0	5	41	4
	2+	5.69+	16+	10+	13.21+	0	0	0	1+	3-	21+	3-
	.1+	31.9+	32.0+	250.0+	165.1+	0	0	0	*	60.0-	51.2+	75.0-
SISTERSVILLE PD	1,811	3.86	7	8	114.28	0	0	0	0	6	1	0
	1,810	2.76	5	2	40.00	0	0	0	0	0	4	1
	1+	1.10+	2+	6+	74.28+	0	0	0	0	6+	3-	1-
	.1+	39.9+	40.0+	300.0+	185.7+	0	0	0	0	*	75.0-	*
MIDDLEBOURNE PD	956	2.09	2	1	50.00	0	0	0	0	1	1	0
	955	31.41	30	16	53.33	0	0	0	4	8	17	1
	1+	29.32-	28-	15-	3.33-	0	0	0	4-	7-	16-	1-
	.1+	93.3-	93.3-	93.8-	6.2-	0	0	0	*	87.5-	94.1-	*
UPSHUR CITY	23,194	18.45	428	179	41.82	0	1	3	15	79	309	21
	23,170	18.55	430	124	28.83	0	7	27	27	70	306	18
	24+	.10-	2-	55+	12.99+	0	6-	1+	12-	9+	3+	3+
	.1+	.5-	.5-	44.4+	45.1+	0	85.7-	50.0+	44.4-	12.9+	1.0+	16.7+
	17,245	8.87	153	28	18.30	0	0	0	13	39	97	4
	17,227	11.78	203	63	31.03	0	0	1	23	52	117	10
	18+	2.91-	50-	35-	12.73-	0	0	1-	10-	13-	20-	6-
	.1+	24.7-	24.6-	55.6-	41.0-	0	0	*	43.5-	25.0-	17.1-	60.0-

# PART I OFFENSES

## WEST VIRGINIA U C R CRIME INDEX REPORT

IDENTIFIER	POPULATION	CRIME RATE	TOTAL OFFEN	TOTAL CLEARED	PERCENT CLEARED	MURDER	RAPE	ROBBERY	FEL ASHLT	BREAK ENTER	LARCENY THEFT	M/V THLFT
SHERIFF 94			58	11	18.96	0	0	0	0	24	34	0
NUMERICAL CHANGE 93			59	18	30.50	0	0	0	0	21	37	1
PERCENT CHANGE			1.7-	7-	11.54-	0	0	0	0	14.3+	8.1-	*
STATE POLICE 94			95	17	17.89	0	0	0	13	15	63	4
NUMERICAL CHANGE 93			144	45	31.25	0	0	1	23	31	80	9
PERCENT CHANGE			49-	28-	13.36-	0	0	1-	10-	16-	17-	5-
			34.0-	62.2-	42.8-			*	43.5-	51.6-	21.3-	55.6-
MUNICIPAL 94	5,949	46.22	275	151	54.90	0	1	3	2	40	212	17
NUMERICAL CHANGE 93	5,943	38.19	227	61	26.87	0	7	1	4	18	189	8
PERCENT CHANGE	.1+	8.03+	48+	90+	28.03+	0	6-	2+	2-	22+	23+	9+
			21.0+	147.5+	104.3+			85.7-	50.0-	122.2+	12.2+	112.5+
BUCKHANNON PD 94	5,949	46.22	275	151	54.90	0	1	3	2	40	212	17
NUMERICAL CHANGE 93	5,943	38.19	227	61	26.87	0	7	1	4	18	189	8
PERCENT CHANGE	.1+	8.03+	48+	90+	28.03+	0	6-	2+	2-	22+	23+	9+
			21.0+	147.5+	104.3+			85.7-	50.0-	122.2+	12.2+	112.5+
MAYNE CTY TOTAL 94	37,892	16.12	611	132	21.60	4	2	5	38	193	308	61
NUMERICAL CHANGE 93	37,852	14.28	541	124	22.92	7	4	8	35	148	276	63
PERCENT CHANGE	.1+	12.9+	12.9+	6.5+	5.8-	3-	2-	3-	3+	45+	32+	2-
			20.7+	28.1+	40.5-	42.9-	50.0-	37.5-	8.6+	30.4+	11.6+	3.2-
RURAL 94	30,048	12.87	387	88	22.73	4	2	3	36	154	136	52
NUMERICAL CHANGE 93	30,015	10.62	319	90	28.21	7	4	7	22	112	117	50
PERCENT CHANGE	.1+	21.2+	21.3+	2.2-	19.4-	42.9-	50.0-	57.1-	63.6+	37.5+	16.2+	4.0+
SHERIFF 94			140	23	16.42	1	0	0	12	54	50	23
NUMERICAL CHANGE 93			116	32	27.58	6	0	3	9	46	36	16
PERCENT CHANGE			24+	9-	11.16-	5-	0	3-	3+	8+	14+	7+
			20.7+	28.1+	40.5-	83.3-		*	33.3+	17.4+	38.9+	43.8+
STATE POLICE 94			247	65	26.31	3	2	3	24	100	86	29
NUMERICAL CHANGE 93			203	58	28.57	1	4	4	13	66	81	34
PERCENT CHANGE			44+	7+	2.26-	2+	2-	1-	11+	34+	5+	5-
			21.7+	12.1+	7.9-	200.0+	50.0-	25.0-	84.6+	51.5+	6.2+	14.7-
MUNICIPAL 94	7,844	28.55	224	44	19.64	0	0	2	2	39	172	9
NUMERICAL CHANGE 93	7,837	28.32	222	34	15.31	0	0	1	13	36	159	13
PERCENT CHANGE	.1+	.8+	.9+	29.4+	28.3+	0	0	1+	11-	3+	13+	4-
			3.3+	52.2+	47.3+			100.0+	84.6-	8.3+	8.2+	30.6-
CEREDO PD 94	2,008	31.37	63	35	55.55	0	0	0	0	4	59	0
NUMERICAL CHANGE 93	2,006	30.40	61	23	37.70	0	0	0	0	7	53	1
PERCENT CHANGE	.1+	3.2+	3.3+	12+	17.85+	0	0	0	0	3-	6+	1-
			3.3+	52.2+	47.3+					42.9-	11.3+	*

WEST VIRGINIA U C R CRIME INDEX REPORT

IDENTIFIER	POPULATION	CRIME RATE	TOTAL OFFEN	TOTAL CLEARED	PERCENT CLEARED	MURDER	RAPE	ROBBERY	FEL ASHLT	BREAK ENTER	LARCENY THEFT	M/V THLFT
KENOVA PD	3,766	41.11	154	3	1.94	0	0	2	1	33	109	9
NUMERICAL CHANGE	3,762	40.61	152	5	3.28	0	0	0	8	27	106	11
PERCENT CHANGE	.1+	1.2+	1.3+	40.0-	40.9-	0	0	2+	7-	6+	3+	2-
									87.5-	22.2+	2.8+	18.2-
WAYNE PD	1,211	3.30	4	4	100.00	0	0	0	0	0	4	0
NUMERICAL CHANGE	1,210	.00	0	0	100.00	0	0	0	0	0	0	0
PERCENT CHANGE	.1+	3.30+	4+	4+	100.00+	0	0	0	0	0	4+	0
		.0										
FORT GAY PD	879	3.41	3	2	66.66	0	0	0	1	2	0	0
NUMERICAL CHANGE	879	10.23	9	6	66.66	0	0	1	5	2	0	0
PERCENT CHANGE	.0	6.82-	6-	4-	.00	0	0	1-	4-	0	0	1-
	.0	66.7-	66.7-	66.7-	.0				80.0-	.0		
HEBSTER CTY	10,530	4.46	47	14	29.78	1	4	0	0	15	20	7
NUMERICAL CHANGE	10,519	2.47	26	8	30.76	2	1	1	2	8	11	1
PERCENT CHANGE	.1+	1.99+	21+	6+	.98-	1-	3+	1-	2-	7+	9+	6+
		80.6+	80.8+	75.0+	3.2-	50.0-	300.0+			87.5+	81.8+	600.0+
RURAL	10,530	4.46	47	14	29.78	1	4	0	0	15	20	7
NUMERICAL CHANGE	10,519	2.47	26	8	30.76	2	1	1	2	8	11	1
PERCENT CHANGE	.1+	1.99+	21+	6+	.98-	1-	3+	1-	2-	7+	9+	6+
		80.6+	80.8+	75.0+	3.2-	50.0-	300.0+			87.5+	81.8+	600.0+
SHERIFF	94	17	9	52.94	0	4	0	0	0	5	5	3
NUMERICAL CHANGE	93	7	5	71.42	0	1	1	2	2	3	0	0
PERCENT CHANGE		142.9+	80.0+	25.9-		300.0+				2+	5+	3+
										66.7+		
STATE POLICE	94	30	5	16.66	1	0	0	0	0	10	15	4
NUMERICAL CHANGE	93	19	3	15.78	2	0	0	0	0	5	11	1
PERCENT CHANGE		57.9+	66.7+	5.6+	50.0-					100.0+	36.4+	300.0+
NETZEL CTY	17,416	11.48	200	95	47.50	4	6	2	5	63	105	15
NUMERICAL CHANGE	17,398	13.62	237	59	24.89	0	2	1	5	69	148	12
PERCENT CHANGE	.1+	15.7-	15.6-	61.0+	90.8+	4+	4+	1+	0	6-	43-	3+
						200.0+	100.0+			8.7-	29.1-	25.0+
RURAL	10,630	6.67	71	17	23.94	4	5	0	2	29	24	7
NUMERICAL CHANGE	10,619	6.87	73	9	12.32	0	2	0	5	34	29	3
PERCENT CHANGE	.1+	.20-	2-	8+	11.62+	4+	3+	0	3-	5-	5-	4+
		2.9-	2.7-	88.9+	94.3+	150.0+			60.0-	14.7-	17.2-	133.3+
SHERIFF	94	61	3	7.31	0	0	0	0	0	20	20	1
NUMERICAL CHANGE	93	52	4	7.69	0	0	0	0	2	31	19	0
PERCENT CHANGE		21.2-	25.0-	4.9-					2-	11-	1+	1+
										35.5-	5.3+	

# PART I OFFENSES

## WEST VIRGINIA U C R CRIME INDEX REPORT

IDENTIFIER	POPULATION	CRIME RATE	TOTAL OFFEN	TOTAL CLEARED	PERCENT CLEARED	MURDER	RAPE	ROBBERY	FEL ASLTT	BREAK ENTER	LARCENY THEFT	M V M V THEFT
STATE POLICE 94			30	14	46.66	4	5	0	2	9	4	6
NUMERICAL CHANGE 93			21	5	23.80	0	2	0	3	3	10	3
PERCENT CHANGE			9+	9+	22.86+	4+	3+	0	1-	6+	6-	3+
			42.9+	180.0+	96.1+	* 150.0+			33.3-	200.0+	60.0-	100.0+
MUNICIPAL 94	6,786	19.00	129	78	60.46	0	1	2	3	34	81	8
NUMERICAL CHANGE 93	6,779	24.19	164	50	30.48	0	0	1	0	35	119	9
PERCENT CHANGE	.1+	5.19-	35-	28+	29.98+	0	1+	1+	3+	1-	38-	1-
		21.5-	21.3-	56.0+	98.4+	* 100.0+			* 2.9-	2.9-	31.9-	11.1-
NEW MARTINSVILLE PD 94	6,786	19.00	129	78	60.46	0	1	2	3	34	81	8
NUMERICAL CHANGE 93	6,779	24.19	164	50	30.48	0	0	1	0	35	119	9
PERCENT CHANGE	.1+	5.19-	35-	28+	29.98+	0	1+	1+	3+	1-	38-	1-
		21.5-	21.3-	56.0+	98.4+	* 100.0+			* 2.9-	2.9-	31.9-	11.1-
WIRT CTY TOTAL 94	5,335	11.05	59	16	27.11	0	0	0	1	32	24	2
NUMERICAL CHANGE 93	5,330	15.00	80	38	47.50	0	3	0	5	44	27	1
PERCENT CHANGE	.1+	3.95-	21-	22-	20.39-	0	3-	0	4-	12-	3-	1+
		26.3-	26.3-	57.9-	42.9-	* 80.0-			80.0-	27.3-	11.1-	100.0+
RURAL 94	5,335	11.05	59	16	27.11	0	0	0	1	32	24	2
NUMERICAL CHANGE 93	5,330	15.00	80	38	47.50	0	3	0	5	44	27	1
PERCENT CHANGE	.1+	3.95-	21-	22-	20.39-	0	3-	0	4-	12-	3-	1+
		26.3-	26.3-	57.9-	42.9-	* 80.0-			80.0-	27.3-	11.1-	100.0+
SHERIFF 94			12	1	8.33	0	0	0	0	6	5	1
NUMERICAL CHANGE 93			12	5	41.66	0	1	0	0	9	2	0
PERCENT CHANGE			.0	4-	33.33-	0	1-	0	0	3-	3+	1+
			80.0-	80.0-						33.3-	150.0+	
STATE POLICE 94			47	15	31.91	0	0	0	1	26	19	1
NUMERICAL CHANGE 93			68	33	48.52	0	2	0	5	35	25	1
PERCENT CHANGE			21-	18-	16.61-	0	2-	0	4-	9-	6-	0
			30.9-	54.5-	34.2-				80.0-	25.7-	24.0-	.0
WOOD CTY TOTAL 94	88,119	25.24	2226	791	35.53	2	22	13	98	421	1571	99
NUMERICAL CHANGE 93	88,023	25.19	2218	692	31.19	3	15	19	65	522	1489	105
PERCENT CHANGE	.1+	.05+	8+	99+	4.34+	1-	7+	6-	33+	101-	82+	6-
		.2+	4+	14.3+	13.9+	33.3-	46.7+	31.6-	50.8+	19.3-	5.5+	5.7-
RURAL 94	40,290	10.30	415	31	7.46	1	0	0	47	93	258	16
NUMERICAL CHANGE 93	40,246	12.51	504	48	9.52	0	3	0	24	143	303	31
PERCENT CHANGE	.1+	2.21-	89-	17-	2.06-	1+	3-	0	23+	50-	45-	15-
		17.7-	17.7-	35.4-	21.6-	* 95.8+			95.8+	35.0-	14.9-	48.6-
SHERIFF 94			320	19	5.93	0	0	0	44	53	217	6
NUMERICAL CHANGE 93			437	32	7.32	0	0	0	23	119	274	21
PERCENT CHANGE			117-	13-	1.39-	0	0	0	21+	66-	57-	15-
			26.8-	40.6-	19.0-				91.3+	55.5-	20.8-	71.6-

WEST VIRGINIA U C R CRIME INDEX REPORT

IDENTIFIER	POPULATION	CRIME RATE	TOTAL OFFEN	TOTAL CLEARED	PERCENT CLEARED	MURDER	RAPE	ROBBERY	FEL ASHLT	BREAK ENTER	LARCENY THEFT	M/V THEFT
STATE POLICE 94	95	12	12.63	1	0	0	0	3	40	41	10	
NUMERICAL CHANGE	67	25.88	0	1	24	29	10	0	1	24	29	10
PERCENT CHANGE	41.8+	4- 47.1-	1+	1+	16+	12+	0	200.0+	66.7+	41.4+	0	0
MUNICIPAL 94	47,829	37.84	1811	760	41.96	1	22	13	51	328	1313	83
NUMERICAL CHANGE	47,777	35.87	1714	644	37.57	3	12	19	41	379	1186	74
PERCENT CHANGE	52+	1.97+	4.99+	116+	4.39+	2-	10+	6-	10+	51-	127+	9+
PARKERSBURG PD	33,891	41.38	1603	548	39.05	1	20	13	49	307	932	81
NUMERICAL CHANGE	33,854	38.53	1505	515	39.46	3	12	18	39	347	820	66
PERCENT CHANGE	37+	2.85+	98+	33+	41-	2-	8+	5-	10+	40-	112+	15+
VIENNA PD	11,048	32.67	361	204	56.50	0	2	0	2	19	336	2
NUMERICAL CHANGE	11,036	27.00	298	127	42.61	0	0	1	2	15	274	6
PERCENT CHANGE	12+	5.67+	63+	77+	13.89+	0	2+	1-	0	4-	62+	4-
WILLIAMSTOWN PD	2,890	16.26	47	8	17.02	0	0	0	0	2	45	0
NUMERICAL CHANGE	2,887	38.44	111	2	1.80	0	0	0	0	17	92	2
PERCENT CHANGE	3+	22.18-	64-	6+	15.22+	0	0	0	0	15-	47-	2-
WYOMING CITY	29,444	12.70	374	84	22.45	1	0	1	25	103	205	59
TOTAL	29,413	12.61	371	98	26.41	2	2	5	22	158	147	35
NUMERICAL CHANGE	31+	.09+	3+	14-	3.96-	1-	2-	4-	3+	55-	58+	4+
PERCENT CHANGE	.1+	.7+	8+	14.3-	15.0-	50.0-	80.0-	13.6+	54.8-	39.5+	11.4+	11.4+
RURAL	24,668	10.74	265	51	19.24	1	0	1	23	88	121	31
NUMERICAL CHANGE	24,641	11.84	292	66	22.60	2	0	3	19	133	103	32
PERCENT CHANGE	.1+	1.10-	27-	15-	3.36-	1-	0	2-	4+	45-	18+	1-
SHERIFF	4,776	22.82	109	33	30.27	0	0	0	3	14	36	7
NUMERICAL CHANGE	4,772	16.55	79	32	40.50	0	0	0	2	27	33	5
PERCENT CHANGE	4+	5.27+	30+	1+	10.23-	0	0	0	1+	13-	1+	2+
MUNICIPAL	57.9+	38.0+	3.1+	25.3-	33.3-	40.0-	90.9+	166.7+	40.0-	3.0+	40.0+	40.0+

PART I OFFENSES

# PART I OFFENSES

## WEST VIRGINIA U C R CRIME INDEX REPORT

IDENTIFIER	POPULATION	CRIME RATE	TOTAL OFFEN	TOTAL CLEARED	PERCENT CLEARED	MURDER	RAPE	ROBBERY	FEL ASST	BREAK ENTER	LARCENY THEFT	M/V THEFT
MULLENS PD	2,070	10.14	21	2	9.52	0	0	0	0	4	15	2
	2,068	6.28	13	4	30.76	0	0	1-	0	4	7	1
		3.86+	8+	2-	21.24-	0	0	*	0	0	8+	1+
		.1+	61.5+	50.0-	69.1-					.0	114.3+	100.0+
	NUMERICAL CHANGE											
	PERCENT CHANGE											
PINEVILLE PD	871	22.96	20	8	40.00	0	0	0	1	2	15	2
	871	18.36	16	1	6.25	0	0	1-	0	12	2	1
		4.60+	4+	7+	33.75+	0	0	*	1+	10-	13+	1+
		.0	25.1+	700.0+	540.0+				*	83.3-	650.0+	100.0+
	NUMERICAL CHANGE											
	PERCENT CHANGE											
OCEANA PD	1,835	37.05	68	23	33.82	0	0	0	1	9	54	4
	1,833	27.27	50	27	54.00	0	2	0	3	9	35	1
		9.78+	18+	4-	20.18-	0	2-	0	2-	0	19+	3+
		.1+	35.9+	36.0+	14.8-		*			.0	54.3+	300.0+
	NUMERICAL CHANGE											
	PERCENT CHANGE											



## PART I ARRESTS BY CHARGE AND AGENCY TYPE

The report in this section details the number of persons arrested for Part I Offenses for the reporting period of 1994 and 1993. Definitions for each of the Part I Offenses may be found in the Table of Contents under the category entitled "Classification of Offenses."

# PART I ARRESTS

		PART I ARRESTS BY CHARGE AND AGENCY TYPE											
		JUVENILE	ADULTS	GRAND TOTAL	MURDER	NEG MAHSL	FORCIBLE RAPE	ROBBERY	AGGRAV ASSAULT	BURGLARY	LARCENY	AUTO THEFT	
*****													
WEST VIRGINIA													
	94	2483	6648	9131	104	139	139	247	1000	1604	5548	483	
	93	2405	6777	9182	123	133	133	260	993	1409	5753	497	
	CHANGE	78+	129-	51-	19-	8-	6+	13-	7+	195+	205-	14-	
*****													
	RURAL	439	2480	2919	73	82	82	82	431	825	1198	223	
	93	536	2570	3106	77	78	78	99	552	769	1290	227	
	CHANGE	97-	90-	187-	4-	4+	4+	17-	121-	56+	92-	4-	
*****													
	SHERIFF'S	205	1306	1511	36	14	14	46	235	416	671	89	
	93	267	1511	1778	50	21	21	56	311	396	842	92	
	CHANGE	62-	205-	267-	14-	7-	7-	10-	76-	20+	171-	3-	
*****													
	STATE POLICE	234	1174	1408	37	68	68	36	196	409	527	134	
	93	269	1059	1328	27	57	57	43	241	373	448	135	
	CHANGE	35-	115+	80+	10+	11+	11+	7-	45-	36+	79+	1-	
*****													
	MUNICIPAL	2044	4168	6212	31	57	57	165	569	779	4350	260	
	93	1849	4207	6076	46	55	55	161	441	640	4463	270	
	CHANGE	175+	39-	136+	15-	2+	2+	4+	128+	139+	113-	10-	
*****													
BARBOUR CTY													
	94	8	35	43	0	1	1	0	5	5	29	3	
	93	9	20	29	0	2	2	0	2	8	15	2	
	CHANGE	1-	15+	14+	0	1-	1-	0	3+	3-	14+	1+	
*****													
	RURAL	1	22	23	0	0	1	0	3	5	12	2	
	93	0	13	13	0	0	2	0	2	6	3	0	
	CHANGE	1+	9+	10+	0	1-	1-	0	1+	1-	9+	2+	
*****													
	SHERIFF	0	17	17	0	0	0	0	3	3	11	0	
	93	0	9	9	0	2	2	0	1	5	1	0	
	CHANGE	0	8+	8+	0	2-	2-	0	2+	2-	10+	0	
*****													
	STATE POLICE	1	5	6	0	1	1	0	0	2	1	2	
	93	0	4	4	0	0	0	0	1	1	2	0	
	CHANGE	1+	1+	2+	0	1+	1+	0	1-	1+	1-	2+	
*****													
	MUNICIPAL	7	13	20	0	0	0	0	2	0	17	1	
	93	9	7	16	0	0	0	0	0	2	12	2	
	CHANGE	2-	6+	4+	0	0	0	0	2+	2-	5+	1-	
*****													
BELINGTON PD													
	94	0	0	0	0	0	0	0	0	0	0	0	
	93	0	0	0	0	0	0	0	0	0	0	0	
	CHANGE	0	0	0	0	0	0	0	0	0	0	0	
*****													
PHILLIPPI PD													
	94	7	13	20	0	0	0	0	2	0	17	1	
	93	9	7	16	0	0	0	0	0	2	12	2	
	CHANGE	2-	6+	4+	0	0	0	0	2+	2-	5+	1-	

PART I ARRESTS BY CHARGE AND AGENCY TYPE

	JUVENILE	ADULTS	TOTAL	CRIMINAL	MURDER	HOMICIDE	FORCIBLE	ROBBERY	AGGRAV	BURGLARY	LARCENY	AUTO
				MURDER	MEG	RAPE	RAPE	ASSAULT	ASSAULT			THEFT
BERKELEY CITY	175	295	470	5	0	3	3	16	42	49	335	20
CHANGE	161	236	397	12	2	4	4	6	30	43	271	29
RURAL	14	107	121	4	0	3	3	3	20	29	47	15
CHANGE	34	73	107	8	2	4	4	0	9	25	39	17
SHERIFF	12	37	49	0	0	0	0	2	4	8	30	5
CHANGE	18	29	47	3	1	0	0	0	2	14	22	5
STATE POLICE	2	70	72	4	0	3	3	1	16	21	17	10
CHANGE	14	44	60	5	1	4	4	3	7	11	17	12
MUNICIPAL	161	188	349	1	0	0	0	13	22	20	288	5
CHANGE	127	163	290	4	0	0	0	3	21	18	232	12
MARTINSBURG PD	34	25	59	3	0	0	0	10	1	2	56	7
CHANGE	161	188	349	1	0	0	0	13	22	20	288	5
BOOHE CITY	10	72	82	2	0	2	2	0	27	29	15	7
CHANGE	1	86	87	3	0	1	1	2	35	18	26	2
RURAL	6	70	76	2	0	2	2	0	26	29	12	5
CHANGE	6	84	90	3	0	1	1	2	34	17	26	1
SHERIFF	0	55	55	0	0	0	0	0	8	12	14	4
CHANGE	0	75	75	0	0	0	0	0	26	18	10	1
STATE POLICE	6	15	21	2	0	2	2	0	32	14	25	0
CHANGE	0	20	20	3	0	0	0	0	52	14	15	0
MUNICIPAL	4	2	6	0	0	0	0	0	0	11	2	4
CHANGE	1	2	3	0	0	1	1	2	2	3	1	0
MADISON PD	4	2	6	0	0	0	0	0	1	0	3	2
CHANGE	0	2	2	0	0	0	0	0	1	1	0	0
	4	0	4	0	0	0	0	0	0	1	3	2

PART I ARRESTS

# PART I ARRESTS

		PART I ARRESTS BY CHARGE AND AGENCY TYPE											
		JUVENILE	ADULTS	GRAND TOTAL	CRIMINAL MURDER	HOMICIDE	FORCIBLE RAPE	ROBBERY	AGGRAVATED ASSAULT	BURGLARY	LARCENY	AUTO THEFT	
WHITESVILLE PD	94	0	0	0	0	0	0	0	0	0	0	0	
	93	1	0	1	0	0	0	0	0	0	0	0	
CHANGE		1-	0	1-	0	0	0	0	0	0	0	1-	
DARVILLE PD	94	0	0	0	0	0	0	0	0	0	0	0	
	93	0	0	0	0	0	0	0	0	0	0	0	
CHANGE		0	0	0	0	0	0	0	0	0	0	0	
*****													
RAXTON CTY	94	1	42	43	1	0	4	1	8	9	17	3	
	93	2	27	29	0	0	0	4	5	2	16	2	
CHANGE		1-	15+	14+	1+	0	4+	3-	3+	7+	1+	1+	
*****													
RURAL	94	1	37	38	1	0	4	1	7	7	16	2	
	93	0	26	26	0	0	0	4	5	2	13	2	
CHANGE		1+	11+	12+	1+	0	4+	3-	2+	5+	3+	0	
SHERIFF	94	0	13	13	0	0	0	0	2	2	9	0	
	93	0	2	2	0	0	0	0	2	0	0	0	
CHANGE		0	11+	11+	0	0	0	0	0	2+	9+	0	
STATE POLICE	94	1	24	25	1	0	4	1	5	5	7	2	
	93	0	24	24	0	0	0	4	3	2	13	2	
CHANGE		1+	0	1+	1+	0	4+	3-	2+	3+	6-	0	
*****													
MUNICIPAL	94	0	5	5	0	0	0	0	1	2	1	1	
	93	2	1	3	0	0	0	0	0	0	1	1	
CHANGE		2-	4+	2+	0	0	0	0	1+	2+	2-	1+	
SUTTON PD	94	0	5	5	0	0	0	0	1	2	1	1	
	93	2	1	3	0	0	0	0	0	0	0	0	
CHANGE		2-	4+	2+	0	0	0	0	1+	2+	2-	1+	
*****													
ROOKE CTY	94	10	49	59	0	0	0	2	19	10	24	4	
	93	14	22	36	1	0	0	0	11	8	12	4	
CHANGE		4-	27+	23+	1-	0	0	2+	8+	2+	12+	0	
*****													
RURAL	94	0	22	22	0	0	0	1	0	9	11	1	
	93	0	11	11	0	0	0	0	1	2	4	4	
CHANGE		0	11+	11+	0	0	0	1+	1-	7+	7+	3-	
SHERIFF	94	0	22	22	0	0	0	1	0	9	11	1	
	93	0	10	10	0	0	0	0	1	2	4	3	
CHANGE		0	12+	12+	0	0	0	1+	1-	7+	7+	2-	
STATE POLICE	94	0	0	0	0	0	0	0	0	0	0	0	
	93	0	1	1	0	0	0	0	0	0	0	0	
CHANGE		0	1-	1-	0	0	0	0	0	0	0	1-	

PART I ARRESTS BY CHARGE AND AGENCY TYPE												
	JUVENILE	ADULTS	GRAND TOTAL	MURDER	CRIMINAL HEG	HOMICIDE	FORCIBLE RAPE	ROBBERY	AGGRAV ASSAULT	BURGLARY	LARCENY	AUTO THEFT
MUNICIPAL	94	27	37	0	0	0	0	1	19	1	13	3
93	11	25	36	1	0	0	0	0	10	6	8	0
CHANGE	4-	16+	12+	1-	0	0	0	1+	9+	5-	5+	3+
FOLLANSBEE PD	94	17	27	0	0	0	0	0	19	0	7	1
93	10	20	30	1	0	0	0	0	9	4	6	0
CHANGE	0	7+	7+	1-	0	0	0	0	10+	4-	1+	1+
WELLSBURG PD	94	10	10	0	0	0	0	1	0	1	6	2
93	4	1	5	0	0	0	0	0	1	2	2	0
CHANGE	4-	9+	5+	0	0	0	0	1+	1-	1-	4+	2+
CABELL CITY	94	594	828	11	6	6	6	29	98	124	534	26
93	234	737	955	17	0	17	11-	39	99	92	685	16
CHANGE	16+	143-	127-	4+	0	11-	10-	1-	1-	32+	151-	10+
RURAL	94	131	150	5	0	0	0	3	22	28	75	17
93	14	145	159	4	0	4	4-	8	32	20	88	3
CHANGE	5+	14-	9-	1+	0	0	0	5-	10-	8+	13-	14+
SHERIFF	94	15	119	4	0	0	0	3	18	21	60	13
93	11	124	135	4	0	4	4-	6	29	13	77	2
CHANGE	4+	20-	16-	0	0	0	0	3-	11-	8+	17-	11+
STATE POLICE	94	27	31	1	0	0	0	0	4	7	15	4
93	3	21	24	0	0	0	0	2	3	7	11	1
CHANGE	1+	6+	7+	1+	0	0	0	2-	1+	0	4+	3+
MUNICIPAL	94	463	678	6	0	6	6	26	76	96	459	9
93	204	592	796	3	0	13	7-	31	67	72	597	13
CHANGE	11+	129-	118-	3+	0	0	0	5-	9+	24+	138-	4-
BARBOURSVILLE PD	94	139	233	0	0	0	0	0	0	2	231	0
93	101	132	233	0	0	0	0	0	1	4	224	4
CHANGE	7-	7+	0	0	0	0	0	0	1-	2-	7+	4-
HUNTINGTON PD	94	317	437	6	0	6	6	26	76	90	224	9
93	101	447	548	3	0	13	7-	31	63	67	362	9
CHANGE	19+	130-	111-	3+	0	0	0	5-	13+	23+	138-	0
MILTON PD	94	7	8	0	0	0	0	0	0	4	4	0
93	2	8	10	0	0	0	0	0	3	1	6	0
CHANGE	1-	1-	2-	0	0	0	0	0	3-	3+	2-	0
MU SECURITY POLICE	94	0	0	0	0	0	0	0	0	0	0	0
93	0	5	5	0	0	0	0	0	0	0	5	0
CHANGE	0	5-	5-	0	0	0	0	0	0	0	5-	0
CALHOUN CITY	94	23	24	0	0	2	2	0	3	8	9	2
93	3	11	14	0	0	0	0	0	0	0	7	5
CHANGE	2-	12+	10+	0	0	0	0	0	3+	8+	2+	3-

**PART I ARRESTS**

# PART I ARRESTS

		PART I ARRESTS BY CHARGE AND AGENCY TYPE											
		JUVENILE	ADULTS	GRAND TOTAL	MURDER	CRIMINAL	HOMICIDE	FORCIBLE	ROBBERY	AGGRAV	BURGLARY	LARCENY	AUTO THEFT
										ASSAULT			
RURAL	94	0	21	21	0	0	0	2	0	3	8	6	2
	93	3	11	14	0	0	2	0	0	0	0	7	5
	CHANGE	3-	10+	7+	0	0	0	0	0	3+	8+	1-	3-
SHERIFF	94	0	10	10	0	0	0	0	0	2	4	3	1
	93	0	1	1	0	0	1	0	0	0	0	0	0
	CHANGE	0	9+	9+	0	0	1-	0	0	2+	4+	3+	1+
STATE POLICE	94	0	11	11	0	0	2	0	0	1	4	3	1
	93	3	10	13	0	0	1	0	0	0	0	7	5
	CHANGE	3-	1+	2-	0	0	1+	0	0	1+	4+	4-	4-
MUNICIPAL	94	1	2	3	0	0	0	0	0	0	0	3	0
	93	0	0	0	0	0	0	0	0	0	0	0	0
	CHANGE	1+	2+	3+	0	0	0	0	0	0	0	3+	0
GRANTSVILLE PD	94	1	2	3	0	0	0	0	0	0	0	3	0
	93	0	0	0	0	0	0	0	0	0	0	0	0
	CHANGE	1+	2+	3+	0	0	0	0	0	0	0	3+	0
CLAY CTY	94	1	27	28	0	0	1	0	0	7	6	12	2
	93	0	34	34	0	0	0	0	7	4	6	14	3
	CHANGE	1+	7-	6-	0	0	1+	0	7-	3+	0	2-	1-
RURAL	94	1	27	28	0	0	1	0	0	7	6	12	2
	93	0	34	34	0	0	0	0	7	4	6	14	3
	CHANGE	1+	7-	6-	0	0	1+	0	7-	3+	0	2-	1-
SHERIFF	94	0	15	15	0	0	0	0	0	5	2	8	0
	93	0	22	22	0	0	0	0	1	4	5	12	0
	CHANGE	0	7-	7-	0	0	0	0	1-	1+	3-	4-	0
STATE POLICE	94	1	12	13	0	0	1	0	0	2	4	4	2
	93	0	12	12	0	0	0	0	6	0	1	2	3
	CHANGE	1+	0	1+	0	0	1+	0	6-	2+	3+	2+	1-
DODDRIDGE CTY	94	0	9	9	0	0	0	0	0	2	2	5	0
	93	0	1	1	0	0	0	0	0	0	1	0	0
	CHANGE	0	8+	8+	0	0	0	0	0	2+	1+	5+	0
RURAL	94	0	9	9	0	0	0	0	0	2	2	5	0
	93	0	1	1	0	0	0	0	0	0	1	0	0
	CHANGE	0	8+	8+	0	0	0	0	0	2+	1+	5+	0
SHERIFF	94	0	1	1	0	0	0	0	0	0	0	1	0
	93	0	1	1	0	0	0	0	0	0	0	0	0
	CHANGE	0	0	0	0	0	0	0	0	0	0	1-	0

PART I ARRESTS BY CHARGE AND AGENCY TYPE

	JUVENILE	ADULTS	GRAND TOTAL	CRIMINAL MURDER	HOMICIDE	FORCIBLE NEG MANSL RAPE	ROBBERY	AGGRAV ASSAULT	BURGLARY	LARCENY	AUTO THEFT
STATE POLICE 94	0	8	8	0	0	0	0	2	2	4	0
93	0	0	0	0	0	0	0	0	0	0	0
CHANGE	0	8+	8+	0	0	0	0	2+	2+	4+	0
*****											
AYETTE CITY TOTAL	73	147	220	1	2	5	5	26	33	138	14
94	147	324	471	5	0	12	36	59	59	182	25
93	147	177	324	5	0	12	36	59	59	182	25
CHANGE	74-	30-	104-	4-	2+	4-	7-	10-	26-	44-	11-
*****											
RURAL	22	71	93	1	2	1	4	25	25	24	11
94	89	178	267	5	4	3	6	28	46	69	21
93	67-	18-	85-	4-	2+	2-	2-	3-	21-	45-	10-
CHANGE											
SHERIFF	21	44	65	0	2	0	3	14	23	16	7
94	72	52	124	0	0	2	6	18	30	44	19
93	51-	8-	59-	5-	2+	2-	3-	4-	7-	28-	12-
CHANGE											
STATE POLICE 94	1	27	28	1	0	1	1	11	2	8	4
93	17	37	54	0	0	1	0	10	16	25	2
CHANGE	16-	10-	26-	1+	0	0	1+	1+	14-	17-	2+
*****											
MUNICIPAL	51	76	127	0	0	0	1	1	8	114	3
94	58	88	146	0	0	2	6	8	13	113	4
93	7-	12-	19-	0	0	2-	5-	7-	5-	1+	1-
CHANGE											
ANSTED PD	1	3	4	0	0	0	0	0	3	1	0
94	4	0	4	0	0	0	0	0	2	2	0
93	3-	3+	0	0	0	0	0	0	1+	1-	0
CHANGE											
FAYETTEVILLE PD	0	1	1	0	0	0	1	0	0	0	0
94	3	0	3	0	0	0	3	0	0	0	0
93	3-	1+	2-	0	0	0	2-	0	0	0	0
CHANGE											
MONTGOMERY PD	1	8	9	0	0	0	0	0	0	9	0
94	4	16	20	0	0	0	0	0	0	20	0
93	3-	8-	11-	0	0	0	0	0	0	11-	0
CHANGE											
MOUNT HOPE PD	0	3	3	0	0	0	0	0	1	2	0
94	7	8	15	0	0	2	2	3	0	0	0
93	7-	5-	12-	0	0	2-	2-	3-	7-	2+	0
CHANGE											
OAK HILL PD	47	58	105	0	0	0	0	0	4	100	1
94	37	62	99	0	0	0	1	5	2	90	1
93	10+	4-	6+	0	0	0	1-	5-	2+	10+	0
CHANGE											
SMITHERS PD	2	2	4	0	0	0	0	0	0	2	2
94	3	1	4	0	0	0	0	0	1	0	3
93	1-	1+	0	0	0	0	0	0	1-	2+	1-
CHANGE											
M VA TECH SECURITY	0	1	1	0	0	0	0	1	0	0	0
94	0	1	1	0	0	0	0	1	0	0	0
93	0	0	0	0	0	0	0	0	0	1	0
CHANGE											

# PART I ARRESTS

		PART I ARRESTS BY CHARGE AND AGENCY TYPE										
		JUVENILE	ADULTS	GRAND TOTAL	CRIMINAL MURDER	HOMICIDE	FORCIBLE RAPE	ROBBERY	AGGRAV ASSAULT	BURGLARY	LARCENY	AUTO THEFT
GAULEY BRIDGE PD	94	0	0	0	0	0	0	0	0	0	0	0
	93	0	0	0	0	0	0	0	0	0	0	0
	CHANGE	0	0	0	0	0	0	0	0	0	0	0
*****												
SILMER CTY	TOTAL	0	8	8	0	0	0	0	0	0	0	0
	94	5	19	24	3	0	1	0	2	3	8	0
	93	5	11	16	3	0	1	0	2	3	15	0
	CHANGE	0	8	8	0	0	0	0	0	0	7	0
*****												
RURAL	94	0	3	3	0	0	0	0	0	0	3	0
	93	3	11	14	3	0	0	0	2	4	4	0
	CHANGE	-3	-8	-11	-3	0	0	0	-2	-1	-1	0
*****												
SHERIFF	94	0	0	0	0	0	0	0	0	0	0	0
	93	1	4	5	0	0	0	0	2	2	1	0
	CHANGE	-1	-4	-5	0	0	0	0	-2	-2	-1	0
*****												
STATE POLICE	94	0	3	3	0	0	0	0	0	0	3	0
	93	2	4	6	3	0	0	0	0	3	3	0
	CHANGE	-2	-1	-3	-3	0	0	0	0	-3	0	0
*****												
MUNICIPAL	94	0	5	5	0	0	0	0	0	0	5	0
	93	2	11	13	0	0	1	0	0	1	11	0
	CHANGE	-2	-6	-8	0	0	-1	0	0	-1	-6	0
*****												
GLENVILLE PD	94	0	5	5	0	0	0	0	0	0	5	0
	93	2	10	12	0	0	1	0	0	1	10	0
	CHANGE	-2	-5	-7	0	0	-1	0	0	-1	-5	0
*****												
GLENVILLE ST SECURITY	94	0	0	0	0	0	0	0	0	0	0	0
	93	0	1	1	0	0	0	0	0	0	1	0
	CHANGE	0	-1	-1	0	0	0	0	0	0	-1	0
*****												
GRANT CTY	TOTAL	1	20	21	1	0	0	0	3	7	8	2
	94	4	12	16	2	0	1	0	1	6	2	4
	93	3	8	11	1	0	1	0	2	1	6	2
	CHANGE	-1	-4	-5	-1	0	-1	0	-1	-5	-4	0
*****												
RURAL	94	0	16	16	1	0	0	0	3	6	4	2
	93	2	11	13	2	0	1	0	1	5	0	4
	CHANGE	-2	-5	-7	-1	0	-1	0	-2	-1	4	-2
*****												
SHERIFF	94	0	6	6	1	0	0	0	2	2	0	1
	93	2	7	9	2	0	0	0	1	3	0	3
	CHANGE	-2	-1	-3	-1	0	0	0	-1	-1	0	-2
*****												
STATE POLICE	94	0	10	10	0	0	0	0	1	4	4	1
	93	0	4	4	0	0	1	0	0	2	0	1
	CHANGE	0	6	6	0	0	-1	0	1	2	4	0



PART I ARRESTS BY CHARGE AND AGENCY TYPE

JUVENILE ADULTS

GRAND TOTAL

CRIMINAL MURDER MEG MAHSL RAPE

HOMICIDE FORCIBLE

ROBBERY AGGRAV ASSAULT

BURGLARY LARCERY

AUTO THEFT

AGENCY	CHARGE	94	93	ADULTS	JUVENILE	GRAND TOTAL	CRIMINAL MURDER	MEG MAHSL	RAPE	HOMICIDE FORCIBLE	ROBBERY	AGGRAV ASSAULT	BURGLARY	LARCERY	AUTO THEFT
MUNICIPAL	94	1	4	5	0	0	0	0	0	0	0	0	1	4	0
	93	2	1	3	0	0	0	0	0	0	0	0	1	2	0
	CHANGE	1-	3+	2+	0	0	0	0	0	0	0	0	0	2+	0
PETERSBURG PD	94	1	4	5	0	0	0	0	0	0	0	0	1	4	0
	93	2	1	3	0	0	0	0	0	0	0	0	1	2	0
	CHANGE	1-	3+	2+	0	0	0	0	0	0	0	0	0	2+	0

\*\*\*\*\*

AGENCY	CHARGE	94	93	ADULTS	JUVENILE	GRAND TOTAL	CRIMINAL MURDER	MEG MAHSL	RAPE	HOMICIDE FORCIBLE	ROBBERY	AGGRAV ASSAULT	BURGLARY	LARCERY	AUTO THEFT
GREENBRIER CITY TOTAL	94	30	71	101	1	1	5	14	35	39	6				
	93	14	104	118	0	0	6	14	26	26	9				
	CHANGE	16+	33-	17-	1+	1-	1-	0	9+	23-	3-				

\*\*\*\*\*

AGENCY	CHARGE	94	93	ADULTS	JUVENILE	GRAND TOTAL	CRIMINAL MURDER	MEG MAHSL	RAPE	HOMICIDE FORCIBLE	ROBBERY	AGGRAV ASSAULT	BURGLARY	LARCERY	AUTO THEFT
RURAL	94	13	38	51	1	1	3	6	14	23	3				
	93	8	59	67	0	0	2	7	23	30	4				
	CHANGE	5+	21-	16-	1+	1+	1+	1-	9-	7-	1-				

AGENCY	CHARGE	94	93	ADULTS	JUVENILE	GRAND TOTAL	CRIMINAL MURDER	MEG MAHSL	RAPE	HOMICIDE FORCIBLE	ROBBERY	AGGRAV ASSAULT	BURGLARY	LARCERY	AUTO THEFT
SHERIFF	94	4	13	17	0	0	0	0	0	1	5	10	10	14	4
	93	3	37	40	0	0	2	2	17	14	3	14	17	14	4
	CHANGE	1+	24-	23-	0	0	2-	2-	12-	4-	2-	2-	12-	4-	3-

AGENCY	CHARGE	94	93	ADULTS	JUVENILE	GRAND TOTAL	CRIMINAL MURDER	MEG MAHSL	RAPE	HOMICIDE FORCIBLE	ROBBERY	AGGRAV ASSAULT	BURGLARY	LARCERY	AUTO THEFT
STATE POLICE	94	9	25	34	1	1	3	5	9	13	2				
	93	5	22	27	1	1	0	4	6	16	0				
	CHANGE	4+	3+	7+	1+	1+	3+	4	3+	3-	2+				

AGENCY	CHARGE	94	93	ADULTS	JUVENILE	GRAND TOTAL	CRIMINAL MURDER	MEG MAHSL	RAPE	HOMICIDE FORCIBLE	ROBBERY	AGGRAV ASSAULT	BURGLARY	LARCERY	AUTO THEFT
MUNICIPAL	94	17	33	50	0	0	2	8	21	16	3				
	93	6	45	51	0	0	4	7	3	32	5				
	CHANGE	11+	12-	1-	0	0	2-	1+	18+	16-	2-				

AGENCY	CHARGE	94	93	ADULTS	JUVENILE	GRAND TOTAL	CRIMINAL MURDER	MEG MAHSL	RAPE	HOMICIDE FORCIBLE	ROBBERY	AGGRAV ASSAULT	BURGLARY	LARCERY	AUTO THEFT
LEWISBURG PD	94	5	16	21	0	0	0	0	0	7	10	2	2	9	5
	93	5	18	23	0	0	4	4	1	9	7	9	7	7	3
	CHANGE	0	2-	2-	0	0	4-	3+	9+	7-	3-				

AGENCY	CHARGE	94	93	ADULTS	JUVENILE	GRAND TOTAL	CRIMINAL MURDER	MEG MAHSL	RAPE	HOMICIDE FORCIBLE	ROBBERY	AGGRAV ASSAULT	BURGLARY	LARCERY	AUTO THEFT
RAINELLE PD	94	3	7	10	0	0	0	0	0	0	0	0	0	10	0
	93	0	20	20	0	0	0	0	0	0	0	0	0	20	0
	CHANGE	3+	13-	10-	0	0	0	0	0	0	0	0	0	10-	0

AGENCY	CHARGE	94	93	ADULTS	JUVENILE	GRAND TOTAL	CRIMINAL MURDER	MEG MAHSL	RAPE	HOMICIDE FORCIBLE	ROBBERY	AGGRAV ASSAULT	BURGLARY	LARCERY	AUTO THEFT
RONCEVERTE PD	94	0	3	3	0	0	0	0	0	0	0	0	1	2	0
	93	1	1	2	0	0	0	0	0	0	0	0	1	1	0
	CHANGE	1-	2+	1+	0	0	0	0	0	0	0	0	0	1+	0

AGENCY	CHARGE	94	93	ADULTS	JUVENILE	GRAND TOTAL	CRIMINAL MURDER	MEG MAHSL	RAPE	HOMICIDE FORCIBLE	ROBBERY	AGGRAV ASSAULT	BURGLARY	LARCERY	AUTO THEFT
WHITE SULPHUR SPRINGS PD	94	9	7	16	0	0	2	1	10	2	1	10	2	2	1
	93	0	6	6	0	0	0	0	1	1	3	1	2	2	0
	CHANGE	9+	1+	10+	0	0	2+	2-	9+	0	2-	9+	0	0	1+

\*\*\*\*\*

AGENCY	CHARGE	94	93	ADULTS	JUVENILE	GRAND TOTAL	CRIMINAL MURDER	MEG MAHSL	RAPE	HOMICIDE FORCIBLE	ROBBERY	AGGRAV ASSAULT	BURGLARY	LARCERY	AUTO THEFT
HAIRPSHIRE CITY TOTAL	94	8	30	38	2	0	0	8	12	14	2				
	93	5	29	34	0	0	1	4	6	17	6				
	CHANGE	3+	1+	4+	2+	0	1-	4+	6+	3-	4-				

\*\*\*\*\*

PART I ARRESTS

# PART I ARRESTS

		PART I ARRESTS BY CHARGE AND AGENCY TYPE											
		JUVENILE	ADULTS	GRAND TOTAL	CRIMINAL MURDER	HOMICIDE	NEG MAHSL	FORCIBLE RAPE	ROBBERY	AGGRAV ASSAULT	BURGLARY	LARCENY	AUTO THEFT
RURAL	94	8	28	36	2	0	0	0	0	7	12	14	1
	93	5	29	34	0	0	0	1	0	4	6	17	6
	CHANGE	3+	1-	2+	2+	0	0	1-	0	3+	6+	3-	5-
SHERIFF	94	1	3	4	0	0	0	0	0	2	1	1	0
	93	1	12	13	0	0	0	0	0	0	1	11	1
	CHANGE	0	9-	9-	0	0	0	0	0	2+	0	10-	1-
STATE POLICE	94	7	25	32	2	0	0	0	0	5	11	13	1
	93	4	17	21	0	0	0	1	0	4	5	6	5
	CHANGE	3+	8+	11+	2+	0	0	1-	0	1+	6+	7+	4-
MUNICIPAL	94	0	2	2	0	0	0	0	0	1	0	0	1
	93	0	0	0	0	0	0	0	0	0	0	0	0
	CHANGE	0	2+	2+	0	0	0	0	0	1+	0	0	1+
ROMNEY PD	94	0	2	2	0	0	0	0	0	1	0	0	1
	93	0	0	0	0	0	0	0	0	0	0	0	0
	CHANGE	0	2+	2+	0	0	0	0	0	1+	0	0	1+
HANCOCK CTY	94	29	84	113	0	0	0	0	1	14	22	72	4
	93	16	77	90	2	0	0	2	2	17	20	7	4
	CHANGE	13+	7+	23+	2-	0	0	2-	1-	3-	2+	32+	3-
RURAL	94	2	25	27	0	0	0	0	1	6	6	13	1-
	93	1	18	19	1	0	0	0	1	7	6	4	0
	CHANGE	1+	7+	8+	1-	0	0	0	0	1-	0	9+	1+
SHERIFF	94	1	23	24	0	0	0	0	1	5	6	12	0
	93	1	17	18	1	0	0	0	1	7	6	3	0
	CHANGE	0	6+	6+	1-	0	0	0	0	2-	0	9+	0
STATE POLICE	94	1	2	3	0	0	0	0	0	1	0	1	1
	93	0	1	1	0	0	0	0	0	0	0	0	0
	CHANGE	1+	1+	2+	0	0	0	0	0	1+	0	0	1+
MUNICIPAL	94	27	59	86	0	0	0	0	0	8	16	59	3
	93	12	59	71	1	0	0	2	1	10	14	36	7
	CHANGE	15+	0	15+	1-	0	0	2-	1-	2-	2+	23+	4-
CHESTER PD	94	0	9	9	0	0	0	0	0	0	3	6	0
	93	0	7	7	0	0	0	0	0	0	2	4	1
	CHANGE	0	2+	2+	0	0	0	0	0	0	1+	2+	1-
WEIRTON PD	94	27	44	71	0	0	0	0	0	7	9	53	2
	93	12	48	60	1	0	0	1	1	10	10	31	6
	CHANGE	15+	4-	11+	1-	0	0	1-	1-	3-	1-	22+	4-
NEW CUMBERLAND PD	94	0	6	6	0	0	0	0	0	1	4	0	1
	93	0	4	4	0	0	0	1	0	0	2	1	0
	CHANGE	0	2+	2+	0	0	0	1-	0	1+	2+	1-	1+

PART I ARRESTS BY CHARGE AND AGENCY TYPE													
		JUVENILE	ADULTS	GRAND TOTAL	MURDER	NEG MAHSL	RAPE	FORCIBLE	ROBBERY	AGGRAV ASSAULT	BURGLARY	LARCENEY	AUTO THEFT
*****													
HARDY CITY													
TOTAL	94	17	20	37	1	0	1	1	0	2	19	13	1
CHANGE	93	8	32	40	2	1	0	1	0	3	11	12	10
CHANGE	93	9+	12-	3-	1-	1-	0	0	0	1-	8+	1+	9-
*****													
RURAL													
CHANGE	94	7	10	17	1	0	1	1	0	0	13	2	0
CHANGE	93	5	16	21	2	1	1	1+	0	3	8	7	0
CHANGE	94	5	0	5	0	0	0	0	0	0	5	0	0
CHANGE	93	4	3	7	0	0	0	0	0	1	6	0	0
CHANGE	94	1+	3-	2-	0	0	0	0	0	1-	1-	0	0
*****													
STATE POLICE													
CHANGE	94	2	10	12	1	0	1	1	0	0	8	2	0
CHANGE	93	1	13	14	2	1	0	2	2	2	7	5	0
CHANGE	94	1+	3-	2-	1-	1-	1+	1+	0	2-	6+	5-	0
*****													
MUNICIPAL													
CHANGE	94	10	10	20	0	0	0	0	0	2	6	11	1
CHANGE	93	3	16	19	0	0	1	1	0	0	3	5	10
CHANGE	94	7+	6-	1+	0	0	0	1-	0	2+	3+	6+	9-
*****													
MOOREFIELD PD													
CHANGE	94	10	10	20	0	0	0	0	0	2	6	11	1
CHANGE	93	3	16	19	0	0	0	1	0	0	3	5	10
CHANGE	94	7+	6-	1+	0	0	0	1-	0	2+	3+	6+	9-
*****													
HARRISON CITY													
TOTAL	94	117	350	467	4	0	8	7	21	62	352	13	13
CHANGE	93	115	402	517	6	0	1	1	16	48	430	15	15
CHANGE	94	2+	52-	50-	2-	0	7+	6+	5+	14+	18-	78-	2-
*****													
RURAL													
CHANGE	94	37	50	87	1	0	1	3	5	18	52	7	7
CHANGE	93	41	38	79	6	0	0	0	5	14	52	2	2
CHANGE	94	4-	12+	8+	5-	0	1+	3+	0	4+	0	5+	5+
*****													
SHERIFF													
CHANGE	94	31	35	66	1	0	1	3	5	9	43	4	4
CHANGE	93	38	29	67	4	0	0	0	3	10	50	0	0
CHANGE	94	7-	6+	1-	3-	0	1+	3+	2+	1-	7-	4+	4+
*****													
STATE POLICE													
CHANGE	94	6	15	21	0	0	0	0	0	9	9	3	3
CHANGE	93	3	9	12	2	0	0	0	2	4	2	2	2
CHANGE	94	3+	6+	9+	2-	0	0	0	2-	5+	7+	1+	1+
*****													
MUNICIPAL													
CHANGE	94	80	300	380	3	0	7	4	16	44	300	6	6
CHANGE	93	74	364	438	0	0	1	1	11	34	378	13	13
CHANGE	94	6+	64-	58-	3+	0	6+	3+	5+	10+	78-	7-	7-
*****													
BRIDGEFORD PD													
CHANGE	94	48	98	146	0	0	2	0	4	7	131	2	2
CHANGE	93	39	146	185	0	0	0	0	2	7	171	5	5
CHANGE	94	9+	48-	39-	0	0	2+	0	2+	0	40-	3-	3-

**PART I ARRESTS**

# PART I ARRESTS

		PART I ARRESTS BY CHARGE AND AGENCY TYPE											
		JUVENILE	ADULTS	GRAND TOTAL	MURDER	CRIMINAL	HOMICIDE	FORCIBLE	ROBBERY	AGGRAV	BURGLARY	LARCENY	AUTO THEFT
					MEG	MANSL	RAPE			ASSAULT			
CLARKSBURG PD	94	28	164	192	3	0	0	5	4	11	32	134	3
	93	25	172	197	0	0	0	1	1	6	20	163	6
	CHANGE	3+	8-	5-	3+	0	0	4+	3+	5+	12+	29-	3-
SALEM PD	94	0	13	13	0	0	0	0	0	0	3	9	1
	93	1	5	6	0	0	0	0	0	0	4	1	1
	CHANGE	1-	8+	7+	0	0	0	0	0	0	1-	8+	0
SHINNSTON PD	94	1	14	15	0	0	0	0	0	0	0	15	0
	93	0	35	35	0	0	0	0	0	1	0	34	0
	CHANGE	1+	21-	20-	0	0	0	0	0	1-	0	19-	0
STONEWOOD PD	94	3	2	5	0	0	0	0	0	1	0	4	0
	93	4	1	5	0	0	0	0	0	2	0	3	0
	CHANGE	1-	1+	0	0	0	0	0	0	1-	0	1+	0
ANMOORE PD	94	0	1	1	0	0	0	0	0	0	0	1	0
	93	2	2	4	0	0	0	0	0	0	0	3	1
	CHANGE	2-	1-	3-	0	0	0	0	0	0	0	2-	1-
NUTTER FORT PD	94	0	8	8	0	0	0	0	0	0	2	6	0
	93	2	3	5	0	0	0	0	0	0	2	3	0
	CHANGE	2-	5+	3+	0	0	0	0	0	0	0	3+	0
LUMBERPORT PD	94	0	0	0	0	0	0	0	0	0	0	0	0
	93	1	0	1	0	0	0	0	0	0	1	0	0
	CHANGE	1-	0	1-	0	0	0	0	0	0	1-	0	0
JACKSON CITY TOTAL	94	16	51	67	1	0	1	1	0	9	23	30	3
	93	42	41	83	1	1	1	1	1	11	23	41	5
	CHANGE	26-	10+	16-	0	1-	1+	1+	1-	2-	0	11-	2-
RURAL	94	1	30	31	1	0	0	0	0	5	14	11	0
	93	24	21	45	1	1	1	0	1	7	20	12	3
	CHANGE	23-	9+	14-	0	1-	0	0	1-	2-	6-	1-	3-
SHERIFF	94	0	22	22	1	0	0	0	0	2	10	9	0
	93	1	11	12	1	0	0	0	1	2	4	4	0
	CHANGE	1-	11+	10+	0	0	0	0	1-	0	6+	5+	0
STATE POLICE	94	1	8	9	0	0	0	0	0	3	4	2	0
	93	23	10	33	0	1	1	0	0	5	16	8	3
	CHANGE	22-	2-	24-	0	1-	0	0	0	2-	12-	6-	3-
MUNICIPAL	94	15	21	36	0	0	1	1	0	4	9	19	3
	93	18	20	38	0	0	0	0	0	4	3	29	2
	CHANGE	3-	1+	2-	0	0	1+	1+	0	0	6+	10-	1+
RAVENSHOOD PD	94	9	7	16	0	0	1	1	0	3	4	6	2
	93	12	9	21	0	0	0	0	0	2	3	14	2
	CHANGE	3-	2-	5-	0	0	0	1+	0	1+	1+	8-	0

PART I ARRESTS BY CHARGE AND AGENCY TYPE																				
	ADULTS		GRAND TOTAL		MURDER		CRIMINAL HOMICIDE		FORCIBLE RAPE		ROBBERY		AGGRAV ASSAULT		BURGLARY		LARCENY		AUTO THEFT	
	JUVENILE	TOTAL	JUVENILE	TOTAL	JUVENILE	TOTAL	NEG	MAINSL	RAPE	RAPE	ROBBERY	AGGRAV ASSAULT	BURGLARY	LARCENY	AUTO THEFT					
RIPLEY PD	94	6	14	20	0	0	0	0	0	0	0	1	5	13	1					
93	6	11	17	0	0	0	0	0	0	0	2	0	0	15	0					
CHANGE	0	3+	3+	0	0	0	0	0	0	0	1-	1-	5+	2-	1+					
*****	*****	*****	*****	*****	*****	*****	*****	*****	*****	*****	*****	*****	*****	*****	*****	*****				
JEFFERSON CTY TOTAL	94	55	131	186	1	0	0	2	2	9	21	29	111	111	13					
93	38	104	142	1	1	1	1	1	1	2	15	27	87	87	8					
CHANGE	1+	27+	44+	0	1-	1-	1+	1+	1+	7+	6+	2+	24+	24+	5+					
*****	*****	*****	*****	*****	*****	*****	*****	*****	*****	*****	*****	*****	*****	*****	*****	*****				
RURAL	94	26	61	87	1	0	0	2	2	5	13	17	47	47	4					
93	17	70	87	0	1	1	1	1	1	2	13	19	44	44	6					
CHANGE	9+	9-	0	0	0	1-	1+	1+	1+	3+	2-	2-	3+	3+	2-					
SHERIFF	94	0	5	5	1	0	0	0	0	0	0	2	2	2	0					
93	0	16	16	0	1	1	1	0	0	2	5	0	8	8	0					
CHANGE	0	11-	11-	0	1-	1-	1-	0	0	2-	5-	2+	6-	6-	0					
STATE POLICE	94	26	56	82	0	0	0	2	2	5	11	15	45	45	4					
93	17	54	71	11+	1	1	1	1	1	6	19	19	36	36	6					
CHANGE	9+	2+	11+	0	0	0	0	0	0	5+	3+	4-	9+	9+	2-					
MUNICIPAL	94	29	70	99	0	0	0	0	0	4	10	12	64	64	9					
93	21	34	55	44+	0	0	0	0	0	0	8	8	43	43	2					
CHANGE	8+	36+	0	0	0	0	0	0	0	4+	8+	4+	21+	21+	7+					
CHARLES TOWN PD	94	10	34	44	0	0	0	0	0	3	6	1	33	33	1					
93	12	30	42	2+	0	0	0	0	0	0	0	6	36	36	0					
CHANGE	2-	4+	0	0	0	0	0	0	0	3+	6+	5-	3-	3-	1+					
SHEPHERDSTOWN PD	94	2	0	2	0	0	0	0	0	0	0	0	2	2	0					
93	0	0	0	0	0	0	0	0	0	0	0	0	0	0	0					
CHANGE	2+	0	2+	0	0	0	0	0	0	0	0	0	2+	2+	0					
RANSON PD	94	15	33	48	0	0	0	0	0	1	4	10	27	27	6					
93	9	12	21	36+	0	0	0	0	0	0	1	2	7	7	2					
CHANGE	6+	30+	0	0	0	0	0	0	0	1+	3+	8+	20+	20+	4+					
HARPERS FERRY PD	94	2	3	5	0	0	0	0	0	0	0	1	2	2	2					
93	0	1	1	0	0	0	0	0	0	0	1	0	0	0	0					
CHANGE	2+	2+	4+	0	0	0	0	0	0	0	1-	1+	2+	2+	2+					
*****	*****	*****	*****	*****	*****	*****	*****	*****	*****	*****	*****	*****	*****	*****	*****	*****				
KANAWHA CTY TOTAL	94	269	1162	1431	16	0	0	11	11	58	102	184	982	982	78					
93	301	1104	1405	22	0	0	0	15	15	57	108	167	963	963	73					
CHANGE	32-	58+	26+	6-	0	0	0	4-	4-	1+	6-	17+	19+	19+	5+					
*****	*****	*****	*****	*****	*****	*****	*****	*****	*****	*****	*****	*****	*****	*****	*****	*****				
RURAL	94	31	196	227	9	0	0	2	2	12	32	66	87	87	19					
93	32	193	225	2+	1	0	0	3	3	8	34	60	102	102	15					
CHANGE	1-	3+	0	0	8+	0	0	3-	3-	4+	2-	6+	15-	15-	4+					

## PART I ARRESTS

# PART I - ARRESTS

	PART I ARRESTS BY CHARGE AND AGENCY TYPE		GRAND TOTAL	CRIMINAL MURDER		HOMICIDE NEG MANSL		FORCIBLE RAPE		ROBBERY	AGGRAV ASSAULT	BURGLARY	LARCENY	AUTO THEFT
	JUVENILE	ADULTS												
SHERIFF	94	18	137	7	0	0	0	0	7	21	45	43	14	
	93	23	132	0	0	0	0	1	6	22	37	58	8	
	CHANGE	5-	5+	7+	0	0	0	1-	1+	1-	8+	15-	6+	
STATE POLICE	94	13	90	2	0	0	2	4	5	11	21	44	5	
	93	9	93	1	0	0	4	2	2	12	23	44	7	
	CHANGE	4+	3-	1+	0	0	2-	2-	3+	1-	2-	0	2-	
MUNICIPAL	94	238	1204	7	0	0	9	10	46	70	118	895	59	
	93	269	1180	21	0	0	10	1-	49	74	107	861	58	
	CHANGE	31-	24+	14-	0	0	1-	3-	3-	4-	11+	34+	1+	
BELLE PD	94	0	1	0	0	0	0	0	0	0	0	0	1	
	93	0	0	0	0	0	0	0	0	0	0	0	0	
	CHANGE	0	1+	1+	0	0	0	0	0	0	0	0	1+	
CHARLESTON PD	94	201	1005	7	0	0	7	9	41	57	97	753	43	
	93	236	1017	17	0	0	7	2-	45	60	76	766	44	
	CHANGE	35-	12-	10-	0	0	2-	2-	4-	3-	21+	13-	1-	
DUNBAR PD	94	11	24	0	0	0	0	0	0	0	3	17	4	
	93	3	20	0	0	0	0	0	1	0	0	19	0	
	CHANGE	8+	4+	0	0	0	0	0	1-	0	3+	2-	4+	
NITRO PD	94	1	5	0	0	0	0	0	0	2	0	3	0	
	93	2	10	2	0	0	0	0	0	1	4	3	0	
	CHANGE	1-	5-	2-	0	0	0	0	0	1+	4-	0	0	
ST ALBANS PD	94	0	53	0	0	0	2	2	1	1	9	35	5	
	93	0	27	1	0	0	0	0	0	1	4	19	3	
	CHANGE	0	26+	1-	0	0	2+	2+	1+	1+	5+	16+	2+	
SOUTH CHARLESTON PD	94	13	98	0	0	0	0	0	4	9	6	79	0	
	93	18	76	1	0	0	1	1	3	7	13	46	5	
	CHANGE	5-	22+	1-	0	0	1-	1-	1+	2+	7-	33+	5-	
CHESAPEAKE PD	94	7	8	0	0	0	0	0	0	1	2	3	2	
	93	0	0	0	0	0	0	0	0	0	0	0	0	
	CHANGE	7+	8+	0	0	0	0	0	0	1+	2+	3+	2+	
MARMET PD	94	5	8	0	0	0	0	0	0	0	0	4	4	
	93	2	5	0	0	0	0	0	0	0	0	3	2	
	CHANGE	3+	3+	0	0	0	0	0	0	0	0	1+	2+	
CLEDENIN PD	94	0	0	0	0	0	0	0	0	0	0	0	0	
	93	8	18	0	0	0	0	0	0	0	0	10	3	
	CHANGE	8-	18-	0	0	0	0	0	0	0	0	10-	5-	
CEDAR GROVE PD	94	0	1	0	0	0	0	0	0	0	0	0	0	
	93	0	1	0	0	0	0	0	0	0	0	1	0	
	CHANGE	0	0	0	0	0	0	0	0	0	0	0	1-	



# PART I ARRESTS

		PART I ARRESTS BY CHARGE AND AGENCY TYPE																							
		ADULTS		JUVENILE		TOTAL		AGENCY TYPE		CRIMINAL		HOMICIDE		FORCIBLE		ROBBERY		AGGRAV		BURGLARY		LARCENY		AUTO	
		ADULTS		JUVENILE		TOTAL		MURDER		NEG		MANSL		RAPE		ROBBERY		AGGRAV		BURGLARY		LARCENY		THEFT	
RURAL	94	113	124	11	7	0	0	0	0	0	0	0	0	2	6	17	38	32	22	38	32	22	22	22	22
	93	89	97	8	3	0	0	0	0	0	0	0	0	0	3	23	22	38	8	38	38	38	38	38	38
	CHANGE	24+	27+	3+	4+	27+	4+	0	0	0	0	0	0	2+	3+	6-	16+	6-	14+	14+	14+	14+	14+	14+	14+
SHERIFF	94	0	21	0	3	0	0	0	0	0	0	0	0	0	2	0	6	6	0	6	6	6	6	6	6
	93	0	33	0	2	0	0	0	0	0	0	0	0	0	0	0	0	6	0	6	6	6	6	6	6
	CHANGE	0	12-	0	1+	12-	1+	0	0	0	0	0	0	0	0	0	0	0	7-	0	0	10-	10-	10-	10-
STATE POLICE	94	92	103	11	4	0	0	0	0	0	0	0	0	2	4	17	32	26	18	26	26	26	26	26	26
	93	56	64	8	1	0	0	0	0	0	0	0	0	0	3	16	16	22	6	22	22	22	22	22	22
	CHANGE	36+	39+	3+	3+	39+	3+	0	0	0	0	0	0	2+	1+	1+	16+	4+	12+	4+	4+	4+	4+	4+	4+
MUNICIPAL	94	25	30	5	0	0	0	0	0	0	0	0	0	0	1	4	11	9	5	9	9	9	9	9	9
	93	26	34	8	2	0	0	0	0	0	0	0	0	0	0	6	11	11	4	11	11	11	11	11	11
	CHANGE	1-	4-	3-	2-	4-	2-	0	0	0	0	0	0	0	1+	2-	0	2-	1+	2-	2-	2-	2-	2-	2-
LOGAN PD	94	14	18	4	0	0	0	0	0	0	0	0	0	0	1	3	5	4	5	4	4	4	4	4	4
	93	22	30	8	1	0	0	0	0	0	0	0	0	0	0	6	8	11	4	11	11	11	11	11	11
	CHANGE	8-	12-	4-	1-	12-	1-	0	0	0	0	0	0	0	1+	3-	3-	7-	1+	3-	7-	7-	7-	7-	7-
MAN PD	94	6	7	1	0	0	0	0	0	0	0	0	0	0	0	1	4	2	0	4	4	4	4	4	4
	93	4	4	0	1	0	0	0	0	0	0	0	0	0	0	0	3	0	0	3	3	3	3	3	3
	CHANGE	2+	3+	1+	1-	3+	1-	0	0	0	0	0	0	0	0	1+	1+	2+	0	1+	2+	2+	2+	2+	2+
CHAPMANVILLE PD	94	5	5	0	0	0	0	0	0	0	0	0	0	0	0	0	2	3	0	2	3	3	3	3	3
	93	0	0	0	0	0	0	0	0	0	0	0	0	0	0	0	0	0	0	0	0	0	0	0	0
	CHANGE	5+	5+	0	0	5+	0	0	0	0	0	0	0	0	0	0	2+	3+	0	2+	3+	3+	3+	3+	3+
MITCHELL HEIGHTS PD	94	0	0	0	0	0	0	0	0	0	0	0	0	0	0	0	0	0	0	0	0	0	0	0	0
	93	0	0	0	0	0	0	0	0	0	0	0	0	0	0	0	0	0	0	0	0	0	0	0	0
	CHANGE	0	0	0	0	0	0	0	0	0	0	0	0	0	0	0	0	0	0	0	0	0	0	0	0
MCDONNELL CTY TOTAL	94	117	120	3	4	0	0	0	0	0	0	0	0	2	2	24	31	48	9	48	48	48	48	48	48
	93	113	118	5	4	1	1	1	1	1	1	1	1	3	3	27	33	41	6	41	41	41	41	41	41
	CHANGE	4+	2+	2-	0	2+	0	1-	1-	1-	1-	1-	1-	1-	1-	3-	2-	7+	3+	7+	7+	7+	7+	7+	7+
RURAL	94	99	101	2	4	0	0	0	0	0	0	0	0	2	1	21	29	36	8	36	36	36	36	36	36
	93	100	101	1	4	1	1	1	1	1	1	1	1	2	1	24	24	40	5	40	40	40	40	40	40
	CHANGE	1-	0	1+	0	1-	1-	0	0	0	0	0	0	0	0	3-	5+	4-	3+	4-	4-	4-	4-	4-	4-
SHERIFF	94	56	56	0	1	0	0	0	0	0	0	0	0	0	0	11	12	31	1	31	31	31	31	31	31
	93	73	73	0	4	1	1	1	1	1	1	1	1	1	1	17	11	34	4	34	34	34	34	34	34
	CHANGE	17-	17-	0	3-	1-	1-	1-	1-	1-	1-	1-	1-	1-	1-	6-	1+	3-	3-	3-	3-	3-	3-	3-	3-
STATE POLICE	94	43	45	2	3	0	0	0	0	0	0	0	0	2	1	10	17	5	7	5	5	5	5	5	5
	93	27	28	1	0	0	0	0	0	0	0	0	0	1	0	7	13	6	1	6	6	6	6	6	6
	CHANGE	16+	17+	1+	3+	0	0	0	0	0	0	0	0	1+	1+	3+	4+	1-	6+	1-	1-	1-	1-	1-	1-
MUNICIPAL	94	18	19	1	0	0	0	0	0	0	0	0	0	0	1	3	2	12	1	12	12	12	12	12	12
	93	13	17	4	0	0	0	0	0	0	0	0	0	1	2	3	9	1	1	1	1	1	1	1	1
	CHANGE	5+	2+	3-	0	2+	0	0	0	0	0	0	0	1-	1-	0	7-	11+	6+	6+	6+	6+	6+	6+	6+



PART I ARRESTS BY CHARGE AND AGENCY TYPE												
	JUVENILE	ADULTS	GRAND TOTAL	MURDER	CRIMINAL	HOMICIDE	FORCIBLE	ROBBERY	AGGRAV	BURGLARY	LARCENY	AUTO THEFT
				NEG	MANSL	RAPE		ASSAULT				
MAR PD	0	0	0	0	0	0	0	0	0	0	0	0
94	0	0	0	0	0	0	0	0	0	0	0	0
93	0	0	0	0	0	0	0	0	0	0	0	0
CHANGE	0	0	0	0	0	0	0	0	0	0	0	0
MELCH PD	0	11	11	0	0	0	0	0	2	0	8	1
94	1	5	6	0	0	0	0	0	2	2	1	1
93	1-	6+	5+	0	0	0	0	0	0	2-	7+	0
CHANGE	0	11	11	0	0	0	0	0	2	0	8	1
NORTH FORM PD	0	5	5	0	0	0	0	1	0	1	3	0
94	3	2	5	0	0	0	0	0	0	5	0	0
93	3-	3+	0	0	0	0	0	1+	0	4-	3+	0
CHANGE	0	1	1	0	0	0	0	0	1	0	0	0
DAVY PD	0	0	0	0	0	0	0	0	1	0	0	0
94	0	0	0	0	0	0	0	0	0	0	0	0
93	0	1+	1+	0	0	0	0	0	0	0	0	0
CHANGE	0	1+	1+	0	0	0	0	0	1+	0	0	0
KIMBALL PD	1	1	2	0	0	0	0	0	0	1	1	0
94	0	6	6	0	0	0	1	2	1	2	0	0
93	1+	5-	4-	0	0	0	1-	2-	1-	1-	1+	0
CHANGE	1	1	2	0	0	0	0	0	0	1	1	0
MARION CITY	20	136	156	1	0	4	4	3	26	40	77	5
94	38	188	226	3	2	3	3	2	45	34	126	13
93	18-	52-	70-	2-	0	1+	1+	1+	19-	6+	49-	8-
CHANGE	18-	52-	70-	2-	0	1+	1+	1+	19-	6+	49-	8-
RURAL	8	44	52	0	0	0	1	1	7	18	21	4
94	5	70	75	2	2	2	1-	0	17	14	35	5
93	3+	26-	23-	2-	0	0	1-	1+	10-	4+	14-	1-
CHANGE	5	40	45	0	0	0	1	1	6	17	16	4
SHERIFF	5	65	70	2	2	2	2	0	17	14	31	4
94	0	25-	25-	2-	0	0	1-	1+	11-	3+	15-	0
93	3	4	7	0	0	0	0	0	1	1	5	0
CHANGE	0	5	5	0	0	0	0	0	0	0	4	1
STATE POLICE	3+	1-	2+	0	0	0	0	0	1+	1+	1+	1-
94	12	92	104	1	0	3	3	2	19	22	56	1
93	33	118	151	1	0	1	1	2	28	20	91	8
CHANGE	21-	26-	47-	0	0	0	2+	0	9-	2+	35-	7-
MUNICIPAL	11	89	100	1	0	3	3	2	17	22	55	0
94	26	116	142	1	0	1	1	2	27	16	87	8
93	15-	27-	42-	0	0	2+	2+	0	10-	6+	32-	8-
CHANGE	15-	27-	42-	0	0	2+	2+	0	10-	6+	32-	8-
FAIRMONT PD	11	89	100	1	0	3	3	2	17	22	55	0
94	26	116	142	1	0	1	1	2	27	16	87	8
93	15-	27-	42-	0	0	2+	2+	0	10-	6+	32-	8-
CHANGE	15-	27-	42-	0	0	2+	2+	0	10-	6+	32-	8-
MANNINGTON PD	1	3	4	0	0	0	0	0	2	0	1	1
94	7	2	9	0	0	0	0	0	1	4	4	0
93	6-	1+	5-	0	0	0	0	0	1+	4-	3-	1+
CHANGE	6-	1+	5-	0	0	0	0	0	1+	4-	3-	1+
MONONGAH PD	0	0	0	0	0	0	0	0	0	0	0	0
94	0	0	0	0	0	0	0	0	0	0	0	0
93	0	0	0	0	0	0	0	0	0	0	0	0
CHANGE	0	0	0	0	0	0	0	0	0	0	0	0

PART I ARRESTS

# PART I ARRESTS

		PART I ARRESTS BY CHARGE AND AGENCY TYPE																					
		JUVENILE		ADULTS		GRAND TOTAL		MURDER		HOMICIDE		FORCIBLE RAPE		ROBBERY		AGGRAV ASSAULT		BURGLARY		LARCENY		AUTO THEFT	
MARSHALL CTY	TOTAL	38	82	120	0	0	2	5	15	26	66	6	6	6	6	6	6	6	6	6	6	6	6
	94	42	85	127	1	0	2	5	13	39	66	6	6	6	6	6	6	6	6	6	6	6	
	93	4-	3-	7-	1-	0	2+	3+	2+	13-	0	0	0	0	0	0	0	0	0	0	0	0	
	CHANGE																						
RURAL	TOTAL	12	27	39	0	0	1	3	6	13	14	2	2	2	2	2	2	2	2	2	2	2	
	94	5	29	34	0	0	1+	2	9	10	12	1	1	1	1	1	1	1	1	1	1	1	
	93	7+	2-	5+	0	0	1+	1+	3-	3+	2+	0	0	0	0	0	0	0	0	0	0	0	
	CHANGE																						
SHERIFF	TOTAL	12	22	34	0	0	1	3	2	13	13	2	2	2	2	2	2	2	2	2	2	2	
	94	4	23	27	0	0	0	2	5	10	9	1	1	1	1	1	1	1	1	1	1	1	
	93	8+	1-	7+	0	0	1+	1+	3-	3+	4+	0	0	0	0	0	0	0	0	0	0	0	
	CHANGE																						
STATE POLICE	TOTAL	0	5	5	0	0	0	0	4	0	0	0	0	0	0	0	0	0	0	0	0	0	
	94	1	6	7	0	0	0	4	0	0	0	0	0	0	0	0	0	0	0	0	0	0	
	93	1-	1-	2-	0	0	0	0	0	0	0	0	0	0	0	0	0	0	0	0	0	0	
	CHANGE																						
MUNICIPAL	TOTAL	26	55	81	0	0	1	2	9	13	52	4	4	4	4	4	4	4	4	4	4	4	
	94	37	56	93	1	0	0	0	4	29	54	5	5	5	5	5	5	5	5	5	5	5	
	93	11-	1-	12-	1-	0	1+	2+	5+	16-	2-	1-	1-	1-	1-	1-	1-	1-	1-	1-	1-	1-	
	CHANGE																						
BERHOOD PD	TOTAL	0	27	27	0	0	1	1	0	0	25	0	0	0	0	0	0	0	0	0	0	0	
	94	0	24	24	0	0	0	0	1	0	20	3	3	3	3	3	3	3	3	3	3	3	
	93	0	3+	3+	0	0	1+	1+	1-	0	5+	0	0	0	0	0	0	0	0	0	0	0	
	CHANGE																						
CAMERON PD	TOTAL	0	0	0	0	0	0	0	0	0	0	0	0	0	0	0	0	0	0	0	0	0	
	94	0	1	1	0	0	0	0	0	0	0	0	0	0	0	0	0	0	0	0	0	0	
	93	0	1-	1-	0	0	0	0	0	0	0	0	0	0	0	0	0	0	0	0	0	0	
	CHANGE																						
GLEN DALE PD	TOTAL	2	2	4	0	0	0	0	0	0	2	2	2	2	2	2	2	2	2	2	2	2	
	94	0	2	2	0	0	0	0	0	0	0	0	0	0	0	0	0	0	0	0	0	0	
	93	2+	0	2+	0	0	0	0	0	0	0	0	0	0	0	0	0	0	0	0	0	0	
	CHANGE																						
MCMECHAN PD	TOTAL	0	3	3	0	0	0	0	3	0	0	0	0	0	0	0	0	0	0	0	0	0	
	94	4	6	10	1	0	0	0	0	5	2	2	2	2	2	2	2	2	2	2	2	2	
	93	4-	3-	7-	1-	0	0	0	3+	5-	2-	0	0	0	0	0	0	0	0	0	0	0	
	CHANGE																						
MOUNDSVILLE PD	TOTAL	24	23	47	0	0	0	1	6	13	25	2	2	2	2	2	2	2	2	2	2	2	
	94	33	23	56	0	0	0	0	3	23	30	0	0	0	0	0	0	0	0	0	0	0	
	93	9-	0	9-	0	0	0	1+	3+	10-	5-	2+	2+	2+	2+	2+	2+	2+	2+	2+	2+	2+	
	CHANGE																						
WASON CTY	TOTAL	14	56	70	1	0	0	0	5	30	24	10	10	10	10	10	10	10	10	10	10	10	
	94	15	61	76	1	0	0	0	12	29	29	5	5	5	5	5	5	5	5	5	5	5	
	93	1-	5-	6-	0	0	0	0	7-	1+	5-	5+	5+	5+	5+	5+	5+	5+	5+	5+	5+	5+	
	CHANGE																						
RURAL	TOTAL	5	32	37	1	0	0	0	2	12	16	6	6	6	6	6	6	6	6	6	6	6	
	94	6	46	52	1	0	0	0	12	20	15	4	4	4	4	4	4	4	4	4	4	4	
	93	1-	14-	15-	0	0	0	0	10-	8-	1+	2+	2+	2+	2+	2+	2+	2+	2+	2+	2+	2+	
	CHANGE																						

PART I ARRESTS BY CHARGE AND AGENCY TYPE		AGENCY TYPE										AUTO THEFT
JUVENILE ADULTS		GRAND TOTAL	CRIMINAL MURDER	HOMICIDE	FORCIBLE NEG MANSL	RAPE	ROBBERY	AGGRAV ASSAULT	BURGLARY	LARCENY		
SHERIFF	94	17	18	0	0	0	0	0	8	6	3	
	93	23	25	1	0	0	0	0	10	12	2	
	CHANGE	6-	7-	0	0	0	0	0	2-	6-	1+	
STATE POLICE	94	15	19	0	0	0	0	2	4	10	3	
	93	23	27	0	0	0	0	12	10	3	2	
	CHANGE	8-	8-	0	0	0	0	10-	6-	7+	1+	
MUNICIPAL	94	24	33	0	0	0	0	3	18	8	4	
	93	15	24	0	0	0	0	0	9	14	1	
	CHANGE	9+	9+	0	0	0	0	3+	9+	6-	3+	
POINT PLEASANT PD	94	24	33	0	0	0	0	3	18	8	4	
	93	15	24	0	0	0	0	0	9	14	1	
	CHANGE	9+	9+	0	0	0	0	3+	9+	6-	3+	
NEM HAVEN PD	94	0	0	0	0	0	0	0	0	0	0	
	93	0	0	0	0	0	0	0	0	0	0	
	CHANGE	0	0	0	0	0	0	0	0	0	0	
MASON PD	94	0	0	0	0	0	0	0	0	0	0	
	93	0	0	0	0	0	0	0	0	0	0	
	CHANGE	0	0	0	0	0	0	0	0	0	0	
*****												
ERCER CTY	TOTAL	70	295	2	0	1	13	40	51	172	16	
	94	225	271	4	1	3	18	30	47	157	11	
	93	229	244	2-	1-	2-	5-	10+	4+	15+	5+	
	CHANGE	4-	4-	1-	1-	2-	5-	10+	4+	15+	5+	
*****												
RURAL	94	13	155	2	0	1	6	21	28	92	5	
	93	13	163	1	1	3	9	24	34	81	10	
	CHANGE	0	8-	1+	1-	2-	3-	3-	6-	11+	5-	
SHERIFF	94	5	95	1	0	0	1	16	13	61	3	
	93	0	126	1	1	0	2	20	16	79	7	
	CHANGE	5+	31-	0	1-	0	1-	4-	3-	18-	4-	
STATE POLICE	94	8	60	1	0	1	5	5	15	31	2	
	93	13	37	0	0	3	7	4	18	2	3	
	CHANGE	5-	23+	1+	0	2-	2-	1+	3-	29+	1-	
MUNICIPAL	94	57	140	0	0	0	7	19	23	80	11	
	93	29	108	3	0	0	9	6	13	76	1	
	CHANGE	28+	32+	3-	0	0	2-	13+	10+	4+	10+	
BLUEFIELD PD	94	24	52	0	0	0	2	12	12	17	9	
	93	27	35	2	0	0	4	10	11	24	0	
	CHANGE	17+	19+	2-	0	0	2-	10+	11+	7-	9+	
PRINCETON PD	94	33	88	0	0	0	5	7	11	63	2	
	93	22	75	1	0	0	5	4	12	52	1	
	CHANGE	11+	13+	1-	0	0	0	3+	1-	11+	1+	

## PART I ARRESTS

# PART I ARRESTS

		PART I ARRESTS BY CHARGE AND AGENCY TYPE											
		JUVENILE	ADULTS	GRAND TOTAL	MURDER	NEG MANSL	RAPE	FORCIBLE	ROBBERY	AGGRAV ASSAULT	BURGLARY	LARCENY	AUTO THEFT
CONCORD COL SECURITY	94	0	0	0	0	0	0	0	0	0	0	0	0
CHANGE	93	0	0	0	0	0	0	0	0	0	0	0	0
*****													
CONCORD COL SECURITY	94	51	45	96	2	0	0	0	0	10	10	63	11
CHANGE	93	35	68	103	2	0	0	0	0	24	12	62	3
*****													
CONCORD COL SECURITY	94	16+	23-	7-	0	0	0	0	0	14-	2-	1+	8+
*****													
RURAL	94	5	22	27	0	0	0	0	0	10	4	8	5
CHANGE	93	4	31	35	0	0	0	0	0	21	5	9	0
*****													
SHERIFF	94	4	11	15	0	0	0	0	0	6	3	2	4
CHANGE	93	0	6	6	0	0	0	0	0	1	0	5	0
*****													
STATE POLICE	94	1	11	12	0	0	0	0	0	4	1	6	1
CHANGE	93	4	25	29	0	0	0	0	0	20	5	4	0
*****													
MUNICIPAL	94	46	23	69	2	0	0	0	0	0	6	55	6
CHANGE	93	31	37	68	2	0	0	0	0	3	7	53	3
*****													
KEYSER PD	94	15+	14-	1+	0	0	0	0	0	3-	1-	2+	3+
CHANGE	93	15+	14-	1+	0	0	0	0	0	3-	1-	2+	3+
*****													
PIEDMONT PD	94	41	23	64	2	0	0	0	0	0	6	54	2
CHANGE	93	25	35	60	2	0	0	0	0	3	5	50	0
*****													
PIEDMONT PD	94	5	0	5	0	0	0	0	0	0	0	1	4
CHANGE	93	6	2	8	0	0	0	0	0	0	2	3	3
*****													
NGO CTY	94	13	97	110	4	0	1	4	4	27	38	22	14
CHANGE	93	10	91	101	3	0	1	9	5	34	21	31	2
*****													
RURAL	94	0	76	76	4	0	0	0	2	24	22	14	10
CHANGE	93	8	72	80	2+	0	1-	1-	7	31	15	22	2
*****													
SHERIFF	94	0	38	38	3	0	0	0	2	15	5	11	2
CHANGE	93	2	52	54	1	0	0	0	5	19	9	19	1
*****													
STATE POLICE	94	0	38	38	1	0	0	0	0	9	17	3	8
CHANGE	93	6	20	26	1	0	0	0	2	12	6	3	1
*****													
STATE POLICE	94	6-	18+	12+	0	0	1-	1-	2-	3-	11+	0	7+
CHANGE	93	6-	18+	12+	0	0	1-	1-	2-	3-	11+	0	7+

		PART I ARRESTS BY CHARGE AND AGENCY TYPE											
		JUVENILE	ADULTS	GRAND TOTAL	MURDER	CRIMINAL	HOMICIDE	FORCIBLE	ROBBERY	AGGRAV	BURGLARY	LARCENY	AUTO THEFT
					NEG	NEG	MANSL	RAPE	ASSAULT				
MUNICIPAL	94	13	21	34	0	0	0	1	2	3	16	8	4
	93	2	19	21	1	0	0	1+	2	3	6	9	0
	CHANGE	11+	2+	13+	0	0	0	0	0	0	10+	1-	4+
MILLIAMSON PD	94	8	12	20	0	0	0	0	2	3	9	5	1
	93	0	17	17	0	0	0	0	2	2	6	9	0
	CHANGE	8+	5-	3+	0	0	0	0	2+	1+	3+	4-	1+
KERMIT PD	94	5	5	10	0	0	0	1	0	0	3	3	3
	93	2	0	2	0	0	0	0	2	0	0	0	0
	CHANGE	3+	5+	8+	0	0	0	1+	2-	0	3+	3+	3+
DELBARTON PD	94	0	4	4	0	0	0	0	0	0	4	0	0
	93	0	2	2	1	0	0	0	0	1	0	0	0
	CHANGE	0	2+	2+	0	0	0	0	0	1-	4+	0	0
MATEMAN PD	94	0	0	0	0	0	0	0	0	0	0	0	0
	93	0	0	0	0	0	0	0	0	0	0	0	0
	CHANGE	0	0	0	0	0	0	0	0	0	0	0	0
*****													
MONONGALIA CITY TOTAL		191	294	485	0	0	0	7	8	18	63	363	26
	94	124	303	427	0	0	0	9	4	11	30	348	25
	93	67+	9-	58+	0	0	0	2-	4+	7+	33+	15+	1+
	CHANGE												
*****													
RURAL	94	0	63	63	0	0	0	4	1	4	7	42	5
	93	2	56	58	0	0	0	6	1	4	10	33	4
	CHANGE	2-	7+	5+	0	0	0	2-	0	0	3-	9+	1+
SHERIFF	94	0	26	26	0	0	0	0	1	0	0	20	4
	93	2	26	28	0	0	0	0	1	0	2	22	3
	CHANGE	2-	0	2-	0	0	0	0	0	1+	2-	2-	1+
STATE POLICE	94	0	37	37	0	0	0	4	0	3	7	22	1
	93	0	30	30	0	0	0	6	0	4	8	11	1
	CHANGE	0	7+	7+	0	0	0	2-	0	1-	1-	11+	0
MUNICIPAL	94	191	231	422	0	0	0	3	7	14	56	321	21
	93	122	247	369	0	0	0	3	3	7	20	315	21
	CHANGE	69+	16-	53+	0	0	0	0	4+	7+	36+	6+	0
MORGANTOWN PD	94	124	163	287	0	0	0	3	3	9	38	214	20
	93	50	122	172	0	0	0	3	3	3	18	133	12
	CHANGE	74+	41+	115+	0	0	0	0	0	6+	20+	81+	8+
STAR CITY PD	94	32	32	64	0	0	0	0	0	0	0	64	0
	93	39	90	129	0	0	0	0	0	0	0	126	3
	CHANGE	7-	58-	65-	0	0	0	0	0	0	0	62-	3-
WESTOVER PD	94	25	22	47	0	0	0	0	0	2	10	35	0
	93	27	26	53	0	0	0	0	0	0	1	49	3
	CHANGE	2-	4-	6-	0	0	0	0	0	2+	9+	14-	3-

## PART I ARRESTS

# PART I ARRESTS

		PART I ARRESTS BY CHARGE AND AGENCY TYPE											
		JUVENILE	ADULTS	GRAND TOTAL	MURDER	NEG HANSL	FORCIBLE RAPE	ROBBERY	AGGRAV ASSAULT	BURGLARY	LARCENY	AUTO THEFT	
WVU SECURITY POLICE	94	5	12	17	0	0	0	4	2	4	7	0	
	93	3	7	10	0	0	0	0	3	1	6	0	
	CHANGE	2+	5+	7+	0	0	0	4+	1-	3+	1+	0	
GRANVILLE PD	94	5	2	7	0	0	0	0	1	4	1	1	
	93	3	2	5	0	0	0	0	1	0	1	3	
	CHANGE	2+	0	2+	0	0	0	0	0	4+	0	2-	
*****													
MONROE CITY	94	6	29	35	1	1	0	0	6	20	7	0	
	93	13	32	45	0	1	0	0	7	16	15	6	
	CHANGE	7-	3-	10-	1+	0	0	0	1-	4+	8-	6-	
*****													
RURAL	94	4	20	24	1	1	0	0	2	15	5	0	
	93	2	27	29	0	0	0	0	6	12	6	4	
	CHANGE	2+	7-	5-	1+	0	0	0	4-	3+	1-	4-	
SHERIFF	94	0	13	13	1	1	0	0	2	6	3	0	
	93	2	19	21	0	1	0	0	4	7	6	3	
	CHANGE	2-	6-	8-	1+	0	0	0	2-	1-	3-	3-	
STATE POLICE	94	4	7	11	0	0	0	0	0	9	2	0	
	93	0	8	8	0	0	0	0	2	5	0	1	
	CHANGE	4+	1-	3+	0	0	0	0	2-	4+	2+	1-	
MUNICIPAL	94	2	9	11	0	0	0	0	4	5	2	0	
	93	11	5	16	0	0	0	0	1	4	9	2	
	CHANGE	9-	4+	5-	0	0	0	0	3+	1+	7-	2-	
ALDERSON PD	94	2	9	11	0	0	0	0	4	5	2	0	
	93	11	5	16	0	0	0	0	1	4	9	2	
	CHANGE	9-	4+	5-	0	0	0	0	3+	1+	7-	2-	
*****													
MORGAN CITY	94	9	17	26	0	0	1	0	1	14	7	3	
	93	6	24	30	1	0	1	2	1	2	17	6	
	CHANGE	3+	7-	4-	1-	0	0	2-	0	12+	10-	3-	
*****													
RURAL	94	9	17	26	0	0	1	0	1	14	7	3	
	93	6	24	30	1	0	0	2	1	2	17	6	
	CHANGE	3+	7-	4-	1-	0	0	2-	0	12+	10-	3-	
SHERIFF	94	0	4	4	0	0	0	0	0	3	1	0	
	93	0	11	11	0	0	0	0	1	1	9	0	
	CHANGE	0	7-	7-	0	0	0	0	1-	2+	8-	0	
STATE POLICE	94	9	13	22	0	0	1	0	1	11	6	3	
	93	6	13	19	0	0	1	2	0	1	8	6	
	CHANGE	3+	0	3+	1-	0	0	2-	1+	10+	2-	3-	

PART I ARRESTS BY CHARGE AND AGENCY TYPE													
		JUVENILE	ADULTS	GRAND TOTAL	MURDER	CRIMINAL	HOMICIDE	FORCIBLE	ROBBERY	AGGRAV	BURGLARY	LARCENY	AUTO THEFT
					NEG	MAHSL	RAPE	ASSAULT					
*****													
NICHOLAS CTY													
TOTAL	94	88	96	0	4	4	4	10	25	45	7		
CHANGE	93	59	21+	0	1	3+	1+	1+	19	31	12		
	16	29+	21+	0	1	3+	2+	1+	6+	14+	5-		
*****													
RURAL													
TOTAL	94	60	64	1	0	4	3	9	20	20	7		
CHANGE	93	42	50	1	0	3+	2+	1+	14	13	11		
	4-	18+	14+	0	0	3+	1+	1+	6+	7+	4-		
*****													
SHERIFF													
TOTAL	94	46	50	1	0	4	3	7	14	19	2		
CHANGE	93	37	42	1	0	1	2	7	9	13	9		
	1-	9+	8+	0	0	3+	1+	0	5+	6+	7-		
*****													
STATE POLICE													
TOTAL	94	14	14	0	0	0	0	2	6	1	5		
CHANGE	93	5	8	0	0	0	0	1+	1+	0	3+		
	3-	9+	6+	0	0	0	0	0	1+	1+	1+		
*****													
MUNICIPAL													
TOTAL	94	28	32	0	0	0	1	1	5	25	0		
CHANGE	93	17	25	0	0	0	0	1	5	18	1		
	4-	11+	7+	0	0	0	0	0	0	7+	1-		
*****													
RICHWOOD PD													
TOTAL	94	1	4	0	0	0	0	0	4	0	0		
CHANGE	93	0	2	0	0	0	0	0	1	1	0		
	3+	1-	2+	0	0	0	0	0	3+	1-	0		
*****													
SUMMERSVILLE PD													
TOTAL	94	27	28	0	0	0	1	1	1	25	0		
CHANGE	93	15	23	0	0	0	0	1	4	17	1		
	7-	12+	5+	0	0	0	1+	0	3-	8+	1-		
*****													
OHIO CTY													
TOTAL	94	277	345	1	3	5	11	125	63	125	17		
CHANGE	93	209	284	3	2-	2-	14	61	42	125	34		
	7-	68+	61+	2-	2-	2-	3-	64+	21+	0	17-		
*****													
RURAL													
TOTAL	94	34	35	0	0	0	1	7	16	9	2		
CHANGE	93	18	22	0	0	1-	0	3	11	7	0		
	3-	16+	13+	0	1-	1-	1+	4+	5+	2+	2+		
*****													
SHERIFF													
TOTAL	94	30	30	0	0	0	0	7	16	7	0		
CHANGE	93	15	15	0	0	1-	0	2	7	5	0		
	0	15+	15+	0	0	1-	0	5+	9+	2+	0		
*****													
STATE POLICE													
TOTAL	94	4	5	0	0	0	1	0	0	2	2		
CHANGE	93	3	2-	0	0	0	0	1-	4-	0	2+		
	3-	1+	2-	0	0	0	1+	1-	0	0	0		
*****													
MUNICIPAL													
TOTAL	94	243	310	1	0	3	10	118	47	116	15		
CHANGE	93	191	262	3	0	4	14	58	31	118	34		
	4-	52+	48+	2-	0	1-	4-	60+	16+	2-	19-		

**PART I ARRESTS**

# PART I: ARRESTS

		PART I ARRESTS BY CHARGE AND AGENCY TYPE																					
		JUVENILE		ADULTS		GRAND TOTAL		MURDER		HOMICIDE		FORCIBLE RAPE		ROBBERY		AGGRAV ASSAULT		BURGLARY		LARCENY		AUTO THEFT	
WHEELING PD	94	65	243	308	0	0	3	10	118	45	116	15											
	93	71	187	258	0	0	3	14	55	31	118	34											
	CHANGE	6-	56+	50+	0	0	0	4-	63+	14+	2-	19-											
BETHLEHEM PD	94	0	0	0	0	0	0	0	0	0	0	0											
	93	0	0	0	0	0	0	0	0	0	0	0											
	CHANGE	0	0	0	0	0	0	0	0	0	0	0											
WEST LIBERTY ST COL SEC	94	2	0	2	0	0	0	0	0	2	0	0											
	93	0	4	4	0	0	1-	0	3	0	0	0											
	CHANGE	2+	4-	2-	0	0	1-	0	3-	2+	0	0											
*****																							
PENDLETON CTY TOTAL	94	7	23	30	0	0	8	0	2	3	13	4											
	93	11	10	21	0	0	0	0	1	7	7	1											
	CHANGE	4-	13+	9+	0	0	8+	0	1-	7-	6+	3+											
*****																							
RURAL	94	7	23	30	0	0	8	0	2	3	13	4											
	93	11	10	21	0	0	0	0	1	7	7	1											
	CHANGE	4-	13+	9+	0	0	8+	0	1-	7-	6+	3+											
SHERIFF	94	0	0	0	0	0	0	0	0	0	0	0											
	93	0	1	1	0	0	0	0	0	0	0	0											
	CHANGE	0	1-	1-	0	0	0	0	0	0	0	0											
STATE POLICE	94	7	23	30	0	0	8	0	2	3	13	4											
	93	11	9	20	0	0	0	0	3	10	6	1											
	CHANGE	4-	14+	10+	0	0	8+	0	1-	7-	7+	3+											
*****																							
PLEASANTS CTY TOTAL	94	0	7	7	0	0	0	0	1	1	5	0											
	93	0	18	18	0	0	0	0	2	8	8	0											
	CHANGE	0	11-	11-	0	0	0	0	1-	7-	3-	0											
*****																							
RURAL	94	0	6	6	0	0	0	0	1	1	4	0											
	93	0	14	14	0	0	0	0	1	7	6	0											
	CHANGE	0	8-	8-	0	0	0	0	0	6-	2-	0											
SHERIFF	94	0	3	3	0	0	0	0	1	1	1	0											
	93	0	6	6	0	0	0	0	1	5	0	0											
	CHANGE	0	3-	3-	0	0	0	0	0	4-	1+	0											
STATE POLICE	94	0	3	3	0	0	0	0	0	0	3	0											
	93	0	8	8	0	0	0	0	0	2	6	0											
	CHANGE	0	5-	5-	0	0	0	0	0	2-	3-	0											
MUNICIPAL	94	0	1	1	0	0	0	0	0	0	1	0											
	93	0	4	4	0	0	0	0	0	1	2	0											
	CHANGE	0	3-	3-	0	0	0	0	0	1-	1-	0											



PART I ARRESTS BY CHARGE AND AGENCY TYPE												
	JUVENILE	ADULTS	GRAND TOTAL	MURDER	CRIMINAL	HOMICIDE	FORCIBLE	ROBBERY	AGGRAV ASSAULT	BURGLARY	LARCENY	AUTO THEFT
ST MARYS PD	0	1	1	0	0	0	0	0	0	0	1	0
93	0	4	4	0	0	0	0	0	1	1	2	0
CHANGE	0	3-	3-	0	0	0	0	0	1-	1-	1-	0
POCAHONTAS CTY TOTAL	1	21	22	1	0	2	2	1	4	7	6	1
93	9	15	24	0	0	0	0	4	6	7	5	2
CHANGE	8-	6+	2-	1+	0	2+	2+	3-	2-	0	1+	1-
RURAL	0	17	17	1	0	2	2	1	3	5	3	0
93	4	10	14	0	0	0	0	0	5	4	5	2
CHANGE	4-	7+	3+	1+	0	2+	2+	1+	2-	1+	2+	2-
SHERIFF	0	8	8	1	0	0	0	0	1	4	2	0
93	0	3	3	0	0	0	0	0	3	0	0	0
CHANGE	0	5+	5+	1+	0	0	0	0	2-	4+	2+	0
STATE POLICE	0	9	9	0	0	2	2	1	2	1	3	0
94	4	7	11	0	0	0	0	0	4	4	3	2
93	4-	2+	2-	0	0	2+	2+	1+	0	3-	0	2-
CHANGE	4-	2+	2-	0	0	2+	2+	1+	0	3-	0	2-
MUNICIPAL	1	4	5	0	0	0	0	0	1	2	1	1
94	5	5	10	0	0	0	0	4	1	3	2	1
93	4-	1-	5-	0	0	0	0	4-	0	1-	1-	1+
CHANGE	4-	1-	5-	0	0	0	0	4-	0	1-	1-	1+
MARLINTON PD	1	4	5	0	0	0	0	0	1	2	1	1
94	5	5	10	0	0	0	0	4	1	3	2	0
93	4-	1-	5-	0	0	0	0	4	1	3	2	0
CHANGE	4-	1-	5-	0	0	0	0	4-	0	1-	1-	1+
PRESTON CTY TOTAL	20	46	66	0	0	0	0	2	1	12	47	4
94	4	39	43	1	0	1	1	0	4	6	30	1
93	16+	7+	23+	1-	0	1-	1-	2+	3-	6+	17+	3+
CHANGE	16+	7+	23+	1-	0	1-	1-	2+	3-	6+	17+	3+
RURAL	7	29	36	0	0	0	0	2	1	8	23	2
94	0	30	30	1	0	0	0	0	3	6	20	0
93	7+	1-	6+	1-	0	0	0	2+	2-	2+	3+	2+
CHANGE	7+	1-	6+	1-	0	0	0	2+	2-	2+	3+	2+
SHERIFF	5	18	23	0	0	0	0	2	1	3	17	0
94	0	19	19	0	0	0	0	0	1	4	14	0
93	5+	1-	4+	0	0	0	0	2+	0	1-	3+	0
CHANGE	5+	1-	4+	0	0	0	0	2+	0	1-	3+	0
STATE POLICE	2	11	13	0	0	0	0	0	0	5	6	2
94	0	11	11	1	0	0	0	0	2	2	6	0
93	2+	0	2+	1-	0	0	0	0	2-	3+	0	2+
CHANGE	2+	0	2+	1-	0	0	0	0	2-	3+	0	2+
MUNICIPAL	13	17	30	0	0	0	0	0	0	4	24	2
94	4	9	13	0	0	1	1	0	1	0	10	1
93	9+	8+	17+	0	0	1-	1-	0	1-	4+	14+	1+
CHANGE	9+	8+	17+	0	0	1-	1-	0	1-	4+	14+	1+

**PART I ARRESTS**

# PART I ARRESTS

PART I ARRESTS BY CHARGE AND AGENCY TYPE												
	JUVENILE	ADULTS	GRAND TOTAL	MURDER	NEG MANSL	RAPE	FORCIBLE	ROBBERY	AGGRAV ASSAULT	BURGLARY	LARCENY	AUTO THEFT
KINGHOOD PD	13	17	30	0	0	0	0	0	0	4	24	2
93	4	9	13	0	0	0	1	0	1	0	10	1
CHANGE	9+	8+	17+	0	0	1-	1-	0	1-	4+	14+	1+
REEDSVILLE PD	0	0	0	0	0	0	0	0	0	0	0	0
93	0	0	0	0	0	0	0	0	0	0	0	0
CHANGE	0	0	0	0	0	0	0	0	0	0	0	0
*****												
PUTNAM CTY	5	87	92	0	0	5	16	4	16	25	39	3
94	17	117	134	4	0	16	28	2	28	17	61	3
93	12-	30-	42-	4-	0	11-	12-	2+	12-	8+	22-	3-
CHANGE	12-	30-	42-	4-	0	11-	12-	2+	12-	8+	22-	3-
*****												
RURAL	2	79	81	0	0	5	10	4	10	22	37	2
93	11	95	106	4	0	14	16	2	16	16	52	2
CHANGE	9-	16-	25-	4-	0	9-	6-	2+	6-	6+	15-	1+
SHERIFF	1	61	62	0	0	0	9	4	9	19	28	2
93	4	62	66	3	0	0	10	2	10	12	38	1
CHANGE	3-	1-	4-	3-	0	0	1-	2+	1-	7+	10-	1+
STATE POLICE	1	18	19	0	0	5	1	0	1	3	9	1
94	7	33	40	1	0	14	6	0	6	4	14	1
93	6-	15-	21-	1-	0	9-	5-	0	5-	1-	5-	0
CHANGE	6-	15-	21-	1-	0	9-	5-	0	5-	1-	5-	0
MUNICIPAL	3	8	11	0	0	0	6	0	6	3	2	0
93	6	22	28	0	0	2	12	0	12	1	9	4
CHANGE	3-	14-	17-	0	0	2-	6-	0	6-	2+	7-	4-
HURRICANE PD	3	7	10	0	0	0	6	0	6	3	1	0
93	6	21	27	0	0	2	12	0	12	1	8	4
CHANGE	3-	14-	17-	0	0	2-	6-	0	6-	2+	7-	4-
POCA PD	0	1	1	0	0	0	0	0	0	0	1	0
93	0	1	1	0	0	0	0	0	0	0	1	0
CHANGE	0	0	0	0	0	0	0	0	0	0	0	0
*****												
RALEIGH CTY	205	574	679	11	0	2	77	27	77	56	691	15
94	241	529	770	7	1	2	55	27	55	48	613	17
93	36-	55-	91-	4+	1-	0	22+	0	22+	8+	122-	2-
CHANGE	36-	55-	91-	4+	1-	0	22+	0	22+	8+	122-	2-
*****												
RURAL	30	101	131	8	0	0	14	5	14	38	62	4
93	22	116	138	4	1	1-	18	6	18	27	76	6
CHANGE	8+	15-	7-	4+	1-	0	4-	1-	4-	11+	14-	2-
SHERIFF	24	88	112	7	0	0	12	5	12	31	53	4
93	21	104	125	3	1	0	14	6	14	23	75	3
CHANGE	3+	16-	13-	4+	1-	0	2-	1-	2-	8+	22-	1+

PART I ARRESTS BY CHARGE AND AGENCY TYPE												
	JUVENILE	ADULTS	GRAND TOTAL	MURDER	CRIMINAL	HOMICIDE	FORCIBLE	ROBBERY	AGGRAV	BURGLARY	LARCENY	AUTO THEFT
							RAPE	ASSAULT				
STATE POLICE	94	6	13	19	1	0	0	0	2	7	9	0
	93	1	12	13	1	0	0	0	4	4	1	3
	CHANGE	5+	1+	6+	0	0	0	0	2-	3+	8+	3-
MUNICIPAL	94	175	373	548	3	0	2	22	63	18	429	11
	93	219	413	632	3	0	2	21	37	21	537	11
	CHANGE	44-	40-	84-	0	0	0	1+	26+	3-	108-	0
BECKLEY PD	94	173	369	542	3	0	2	22	63	16	425	11
	93	215	412	627	3	0	2	21	36	17	537	11
	CHANGE	42-	43-	85-	0	0	0	1+	27+	1-	112-	0
MABSCOTT PD	94	2	3	5	0	0	0	0	0	2	3	0
	93	4	0	4	0	0	0	0	0	4	0	0
	CHANGE	2-	3+	1+	0	0	0	0	0	2-	3+	0
SOPHIA PD	94	0	1	1	0	0	0	0	0	0	1	0
	93	0	1	1	0	0	0	0	1	0	0	0
	CHANGE	0	0	0	0	0	0	0	1-	0	1+	0
*****												
DOLPH CTY	TOTAL	74	116	190	1	0	1	4	7	21	135	21
	94	74	116	190	1	0	1	4	7	21	135	21
	93	47	93	140	0	0	0	4	16	16	80	24
	CHANGE	27+	23+	50+	1+	0	1+	0	9-	5+	55+	3-
*****												
RURAL	94	20	75	95	0	0	1	3	5	14	65	7
	93	11	47	58	0	0	0	3	11	11	22	11
	CHANGE	9+	28+	37+	0	0	1+	0	6-	3+	43+	4-
SHERIFF	94	0	5	5	0	0	0	0	0	2	3	0
	93	0	6	6	0	0	0	0	0	6	0	0
	CHANGE	0	1-	1-	0	0	0	0	0	4-	3+	0
STATE POLICE	94	20	70	90	0	0	1	3	5	12	62	7
	93	11	41	52	0	0	0	3	11	5	22	11
	CHANGE	9+	29+	38+	0	0	1+	0	6-	7+	40+	4-
MUNICIPAL	94	54	41	95	1	0	0	1	2	7	70	14
	93	56	46	82	0	0	0	1	5	5	58	13
	CHANGE	18+	5-	13+	1+	0	0	0	3-	2+	12+	1+
ELKINS PD	94	54	41	95	1	0	0	1	2	7	70	14
	93	35	46	81	0	0	0	1	5	5	57	13
	CHANGE	19+	5-	14+	1+	0	0	0	3-	2+	13+	1+
MILL CREEK PD	94	0	0	0	0	0	0	0	0	0	0	0
	93	1	0	1	0	0	0	0	0	0	1	0
	CHANGE	1-	0	1-	0	0	0	0	0	0	1-	0
*****												
CHIE CTY	TOTAL	2	20	22	2	0	1	0	2	11	5	1
	94	2	20	22	2	0	1	0	2	11	5	1
	93	7	16	23	4	1	0	2	7	3	3	4
	CHANGE	5-	4+	1-	2-	1-	1+	2-	0	4+	2+	3-
*****												

## PART I ARRESTS

# PART I ARRESTS

		PART I ARRESTS BY CHARGE AND AGENCY TYPE												
		JUVENILE	ADULTS	GRAND TOTAL	MURDER	CRIMINAL	HOMICIDE	FORCIBLE	ROBBERY	AGGRAV	BURGLARY	LARCENY	AUTO	
								RAPE		ASSAULT			THEFT	
RURAL	94	0	18	18	2	4	0	1	0	0	9	5	0	
	93	3	12	15	4	1	1	0	0	1	6	2	0	
	CHANGE	3-	6+	3+	2-	2-	1-	1+	0	1-	3+	3+	0	
SHERIFF	94	0	7	7	0	0	0	0	0	1	2	4	0	
	93	3	8	11	1	1	1	0	0	1	6	2	0	
	CHANGE	3-	1-	4-	1-	1-	1-	0	0	0	4-	2+	0	
STATE POLICE	94	0	11	11	2	0	1	1	0	0	7	1	0	
	93	0	4	4	3	0	0	0	0	1	0	0	0	
	CHANGE	0	7+	7+	1-	0	0	1+	0	1-	7+	1+	0	
MUNICIPAL	94	2	2	4	0	0	0	0	0	1	2	0	1	
	93	4	4	8	0	0	0	0	2	0	1	1	4	
	CHANGE	2-	2-	4-	0	0	0	0	2-	1+	1+	1-	3-	
HARRISVILLE PD	94	0	1	1	0	0	0	0	0	0	1	0	1	
	93	4	2	6	0	0	0	0	0	0	1	1	4	
	CHANGE	4-	1-	5-	0	0	0	0	0	0	0	1-	4-	
PENNSBORO PD	94	2	1	3	0	0	0	0	0	1	1	0	1	
	93	0	2	2	0	0	0	0	2	0	0	0	0	
	CHANGE	2+	1-	1+	0	0	0	0	2-	1+	1+	0	1+	
ROANE CTY	TOTAL	23	47	70	0	0	0	0	3	2	22	39	4	
	94	15	41	56	0	0	0	0	5	4	16	27	4	
	93	8+	6+	14+	0	0	0	0	2-	2-	6+	12+	0	
	CHANGE	8+	6+	14+	0	0	0	0	2-	2-	6+	12+	0	
RURAL	94	10	34	44	0	0	0	0	0	3	20	21	1	
	93	3	18	21	0	0	0	0	2	3	10	4	2	
	CHANGE	7+	16+	23+	0	0	0	0	2-	1-	10+	17+	1-	
SHERIFF	94	2	12	14	0	0	0	0	0	0	5	9	0	
	93	0	9	11	0	0	0	0	2	2	4	2	1	
	CHANGE	0	3+	3+	0	0	0	0	2-	2-	1+	7+	1-	
STATE POLICE	94	8	22	30	0	0	0	0	0	2	15	12	1	
	93	1	9	10	0	0	0	0	0	1	6	2	1	
	CHANGE	7+	13+	20+	0	0	0	0	0	1+	9+	10+	0	
MUNICIPAL	94	13	13	26	0	0	0	0	3	0	2	18	3	
	93	12	23	35	0	0	0	0	3	1	6	23	2	
	CHANGE	1+	10-	9-	0	0	0	0	0	1-	4-	5-	1+	
SPENCER PD	94	13	13	26	0	0	0	0	3	0	2	18	3	
	93	12	23	35	0	0	0	0	3	1	6	23	2	
	CHANGE	1+	10-	9-	0	0	0	0	0	1-	4-	5-	1+	
SUMMERS CTY	TOTAL	0	24	24	1	0	0	1	2	5	8	7	0	
	94	6	29	35	0	0	0	0	4	4	16	14	1	
	93	6-	5-	11-	1+	0	0	1+	2+	1+	8-	7-	1-	
	CHANGE	6-	5-	11-	1+	0	0	1+	2+	1+	8-	7-	1-	

PART I ARRESTS BY CHARGE AND AGENCY TYPE											
	JUVENILE	ADULTS	GRAND TOTAL	CRIMINAL MURDER	HOMICIDE NEG MAHSL	FORCIBLE RAPE	ROBBERY	AGGRAV ASSAULT	BURGLARY	LARCENY	AUTO THEFT
RURAL	94	0	9	0	0	1	1	0	4	3	0
	93	6	21	0	0	0	0	1	13	6	1
	CHANGE	6-	12-	0	0	1+	1+	1-	9-	3-	1-
SHERIFF	94	0	5	0	0	0	0	0	2	3	0
	93	0	7	0	0	0	0	1	3	3	0
	CHANGE	0	2-	0	0	0	0	1-	1-	0	0
STATE POLICE	94	0	4	0	1	1	1	0	2	0	0
	93	6	14	0	0	0	0	0	10	3	1
	CHANGE	6-	10-	0	0	1+	1+	0	8-	3-	1-
MUNICIPAL	94	0	15	1	0	0	1	5	4	4	0
	93	0	14	0	0	0	0	3	3	8	0
	CHANGE	0	1+	0	0	0	1+	2+	1+	4-	0
HINTON PD	94	0	15	1	0	0	1	5	4	4	0
	93	0	14	0	0	0	0	3	3	8	0
	CHANGE	0	1+	0	0	0	1+	2+	1+	4-	0
TAYLOR CITY	94	24	44	0	0	2	0	2	5	28	7
	93	4	36	1	0	0	0	0	10	20	5
	CHANGE	20+	8+	1-	0	2+	0	2+	5-	8+	2+
RURAL	94	4	7	0	0	0	0	2	2	1	2
	93	2	21	1	0	0	0	0	8	7	5
	CHANGE	2+	14-	1-	0	0	0	2+	6-	6-	3-
SHERIFF	94	3	5	0	0	0	0	1	1	1	2
	93	0	12	0	0	0	0	0	8	4	0
	CHANGE	3+	7-	0	0	0	0	1+	7-	3-	2+
STATE POLICE	94	1	2	0	0	0	0	1	1	0	0
	93	2	9	1	0	0	0	0	0	3	5
	CHANGE	1-	7-	1-	0	0	0	1+	1+	3-	5-
MUNICIPAL	94	20	37	0	0	2	0	0	3	27	5
	93	2	15	0	0	0	0	0	2	13	0
	CHANGE	18+	22+	0	0	2+	0	0	1+	14+	5+
GRAFTON PD	94	20	37	0	0	2	0	0	3	27	5
	93	2	15	0	0	0	0	0	2	13	0
	CHANGE	18+	22+	0	0	2+	0	0	1+	14+	5+
TUCKER CITY	94	8	35	0	0	0	0	4	10	21	0
	93	10	23	1	0	1	0	3	6	11	1
	CHANGE	2-	12+	1-	0	1-	0	1+	4+	10+	1-

PART I ARRESTS

# PART I ARRESTS

		PART I ARRESTS BY CHARGE AND AGENCY TYPE																						
		JUVENILE		ADULTS		GRAND TOTAL		CRIMINAL MURDER		HOMICIDE NEG		FORCIBLE RAPE		ROBBERY		AGGRAV ASSAULT		BURGLARY		LARCENY		AUTO THEFT		
RURAL	94	6	22	28	0	0	0	0	0	0	0	0	0	0	0	3	9	16	0	0	0	0	0	
	93	0	7	7	1	1-	0	0	0	0	0	0	0	0	0	2	1	2	0	0	0	0	0	
	CHANGE	6+	15+	21+	1-	1-	0	0	0	0	0	0	0	0	0	1+	8+	14+	0	0	0	0	0	
SHERIFF	94	4	10	14	0	0	0	0	0	0	0	0	0	0	0	0	3	11	0	0	0	0	0	
	93	0	3	3	1	1-	0	0	0	0	0	0	0	0	0	1	0	1	0	0	0	0	0	
	CHANGE	4+	7+	11+	1-	1-	0	0	0	0	0	0	0	0	0	1-	3+	10+	0	0	0	0	0	
STATE POLICE	94	2	12	14	0	0	0	0	0	0	0	0	0	0	0	3	6	5	0	0	0	0	0	
	93	0	4	4	0	0	0	0	0	0	0	0	0	0	0	1	1	1	0	0	0	0	0	
	CHANGE	2+	8+	10+	0	0	0	0	0	0	0	0	0	0	0	2+	5+	4+	0	0	0	0	0	
MUNICIPAL	94	2	5	7	0	0	0	0	0	0	0	0	0	0	0	1	1	5	0	0	0	0	0	
	93	10	6	16	0	0	0	0	0	0	0	0	0	0	0	1	5	9	0	0	0	0	0	
	CHANGE	8-	1-	9-	0	0	0	0	0	0	0	0	0	0	0	0	4-	4-	1-	0	0	0	0	
PARSONS PD	94	2	5	7	0	0	0	0	0	0	0	0	0	0	0	1	1	5	0	0	0	0	0	
	93	10	6	16	0	0	0	0	0	0	0	0	0	0	0	1	5	9	0	0	0	0	0	
	CHANGE	8-	1-	9-	0	0	0	0	0	0	0	0	0	0	0	0	4-	4-	1-	0	0	0	0	
*****																								
TYLER CITY	94	40	21	61	0	0	0	0	0	0	0	0	0	0	0	1	41	11	4	4	4	4	4	
	93	20	45	65	0	0	0	0	0	0	0	0	0	0	0	6	24	30	4	4	4	4	4	
	CHANGE	20+	24-	4-	0	0	0	0	0	0	0	0	0	0	0	5-	17+	19-	0	0	0	0	0	
*****																								
RURAL	94	16	19	35	0	0	0	0	0	0	0	0	0	0	0	1	21	6	3	3	3	3	3	
	93	9	23	32	0	0	0	0	0	0	0	0	0	0	0	2	12	16	1	1	1	1	1	
	CHANGE	7+	4-	3+	0	0	0	0	0	0	0	0	0	0	0	1-	9+	10-	2+	2+	2+	2+	2+	
SHERIFF	94	16	19	35	0	0	0	0	0	0	0	0	0	0	0	1	21	6	3	3	3	3	3	
	93	9	23	32	0	0	0	0	0	0	0	0	0	0	0	2	12	16	1	1	1	1	1	
	CHANGE	7+	4-	3+	0	0	0	0	0	0	0	0	0	0	0	1-	9+	10-	2+	2+	2+	2+	2+	
STATE POLICE	94	0	0	0	0	0	0	0	0	0	0	0	0	0	0	0	0	0	0	0	0	0	0	
	93	0	0	0	0	0	0	0	0	0	0	0	0	0	0	0	0	0	0	0	0	0	0	
	CHANGE	0	0	0	0	0	0	0	0	0	0	0	0	0	0	0	0	0	0	0	0	0	0	
MUNICIPAL	94	24	22	26	0	0	0	0	0	0	0	0	0	0	0	0	20	5	1	1	1	1	1	
	93	11	33	33	0	0	0	0	0	0	0	0	0	0	0	4	12	14	3	3	3	3	3	
	CHANGE	13+	20-	7-	0	0	0	0	0	0	0	0	0	0	0	4-	8+	9-	2-	2-	2-	2-	2-	
PADEN CITY PD	94	12	1	13	0	0	0	0	0	0	0	0	0	0	0	0	10	2	1	1	1	1	1	
	93	2	5	7	0	0	0	0	0	0	0	0	0	0	0	0	2	4	1	1	1	1	1	
	CHANGE	10+	4-	6+	0	0	0	0	0	0	0	0	0	0	0	0	8+	2-	0	0	0	0	0	
SISTERSVILLE PD	94	12	1	13	0	0	0	0	0	0	0	0	0	0	0	0	10	3	0	0	0	0	0	
	93	7	2	9	0	0	0	0	0	0	0	0	0	0	0	0	6	2	1	1	1	1	1	
	CHANGE	5+	1-	4+	0	0	0	0	0	0	0	0	0	0	0	0	4+	1+	1-	1-	1-	1-	1-	
MIDDLEBOURNE PD	94	0	0	0	0	0	0	0	0	0	0	0	0	0	0	0	0	0	0	0	0	0	0	
	93	2	15	17	0	0	0	0	0	0	0	0	0	0	0	4	4	8	1	1	1	1	1	
	CHANGE	2-	15-	17-	0	0	0	0	0	0	0	0	0	0	0	4-	4-	8-	1-	1-	1-	1-	1-	

**PART I ARRESTS BY CHARGE AND AGENCY TYPE**

JUVENILE	ADULTS	GRAND TOTAL	MURDER	CRIMINAL	HOMICIDE	FORCIBLE	ROBBERY	AGGRAV	BURGLARY	LARCENY	AUTO THEFT
UPSHUR CTY	ADULTS	TOTAL	NEG	MAHNSL	RAPE	RAPE	ASSAULT	ASSAULT	ASSAULT	ASSAULT	ASSAULT
94	81	86	0	0	0	6	3	16	37	91	14
93	31	104	0	0	0	0	0	20	23	87	5
CHANGE	50+	18-	0	0	0	6+	3+	4-	14+	4+	9+
RURAL	3	36	0	0	0	0	0	14	7	18	0
94	18	54	0	0	0	0	0	16	8	44	4
93	15-	18-	0	0	0	0	0	2-	1-	26-	4-
CHANGE	0	15	0	0	0	0	0	0	5	10	0
SHERIFF	2	17	0	0	0	0	0	0	0	19	0
93	2-	4-	0	0	0	0	0	0	0	9-	0
CHANGE	3	21	0	0	0	0	0	14	2	8	0
STATE POLICE	16	37	0	0	0	0	0	16	8	25	4
93	13-	16-	0	0	0	0	0	2-	6-	17-	4-
CHANGE	78	50	0	0	0	6	3	2	30	73	14
MUNICIPAL	13	50	0	0	0	0	0	4	15	43	1
93	65+	0	0	0	0	6+	3+	2-	15+	30+	13+
CHANGE	78	50	0	0	0	6	3	2	30	73	14
BUCKHANNON PD	13	50	0	0	0	0	0	4	15	43	1
93	65+	0	0	0	0	6+	3+	2-	15+	30+	13+
CHANGE	94	100	3	0	1	1	4	7	39	70	6
MAYNE CTY	24	109	6	3	1	3	3	26	37	50	7
93	6+	9-	3-	3-	0	0	1+	19-	2+	20+	1-
CHANGE	27	49	3	0	0	0	4	5	30	27	6
RURAL	22	75	6	3	3	0	3	21	36	22	5
93	5+	26-	3-	3-	0	0	1+	16-	6-	5+	1+
CHANGE	0	11	1	0	0	0	0	0	2	8	0
SHERIFF	1	33	5	3	0	0	1	12	5	8	0
93	1-	22-	4-	3-	0	0	1-	12-	3-	0	0
CHANGE	27	38	65	2	0	1	4	5	28	19	6
STATE POLICE	21	42	63	1	0	1	2	9	31	14	5
93	6+	4-	2+	0	0	0	2+	4-	3-	14	5+
CHANGE	3	51	54	0	0	0	0	2	9	43	0
MUNICIPAL	2	34	36	0	0	0	0	5	1	28	2
93	1+	17+	18+	0	0	0	0	3-	8+	15+	2-
CHANGE	0	33	33	0	0	0	0	0	2	31	0
CEREDO PD	1	25	26	0	0	0	0	0	0	26	0
93	1-	8+	7+	0	0	0	0	0	2+	5+	0
CHANGE											

**PART I ARRESTS**

# PART I ARRESTS

		PART I ARRESTS BY CHARGE AND AGENCY TYPE											
		JUVENILE	ADULTS	GRAND TOTAL	MURDER	CRIMINAL	HOMICIDE	FORCIBLE	ROBBERY	AGGRAV	BURGLARY	LARCENY	AUTO THEFT
					NEG	MANSL	RAPE		ASSAULT				
KENOVA PD	94	3	12	15	0	0	0	0	0	1	6	8	0
	93	1	4	5	0	0	0	0	0	1	1	2	0
	CHANGE	2+	9+	11+	0	0	0	0	0	0	5+	6+	0
MAYNE PD	94	0	4	4	0	0	0	0	0	0	0	4	0
	93	0	0	0	0	0	0	0	0	0	0	0	0
	CHANGE	0	4+	4+	0	0	0	0	0	0	0	4+	0
FORT GAY PD	94	0	2	2	0	0	0	0	0	1	1	0	0
	93	0	6	6	0	0	0	0	0	4	0	0	2
	CHANGE	0	4-	4-	0	0	0	0	0	3-	1+	0	2-
*****	TOTAL	12	14	26	1	0	3	0	0	6	13	12	2
WEBSTER CITY	94	2	12	14	1	0	0	0	0	0	4	5	1
	93	3	6	9	2	0	0	0	2	2	3	0	0
	CHANGE	1-	6+	5+	1-	0	3+	0	2-	2-	1+	5+	1+
*****	TOTAL	5	18	23	3	0	3	0	2	2	8	10	1
RURAL	94	2	12	14	1	0	0	3	0	0	4	5	1
	93	3	6	9	2	0	0	0	2	2	3	0	0
	CHANGE	1-	6+	5+	1-	0	3+	0	2-	2-	1+	5+	1+
SHERIFF	94	2	6	8	0	0	0	3	0	0	3	2	0
	93	3	4	7	0	0	0	0	2	3	0	0	0
	CHANGE	1-	2+	1+	0	0	3+	0	2-	0	0	2+	0
STATE POLICE	94	0	6	6	1	0	0	0	0	0	1	3	1
	93	0	2	2	2	0	0	0	0	0	0	0	0
	CHANGE	0	4+	4+	1-	0	0	0	0	0	1+	3+	1+
*****	TOTAL	21	58	79	2	0	5	1	1	1	19	50	1
MEITZEL CITY	94	18	34	52	0	0	0	0	0	2	8	39	3
	93	3	24	27	2	0	0	0	1	1	11	11	2
	CHANGE	3+	24+	27+	2+	0	5+	0	1-	0	11+	11+	2-
*****	TOTAL	21	58	79	2	0	5	1	1	1	19	50	1
RURAL	94	1	15	16	2	0	0	4	0	0	5	5	0
	93	0	7	7	0	0	0	0	0	2	0	3	2
	CHANGE	1+	8+	9+	2+	0	4+	0	0	2-	5+	2+	2-
SHERIFF	94	0	3	3	0	0	0	0	0	0	2	1	0
	93	0	4	4	0	0	0	0	0	1	0	2	1
	CHANGE	0	1-	1-	0	0	0	0	0	1-	2+	1-	1-
STATE POLICE	94	1	12	13	2	0	4	0	0	0	3	4	0
	93	0	3	3	0	0	0	0	0	1	0	1	1
	CHANGE	1+	9+	10+	2+	0	4+	0	0	1-	3+	3+	1-
MUNICIPAL	94	20	43	63	0	0	1	1	1	1	14	45	1
	93	18	27	45	0	0	0	0	0	8	36	36	1
	CHANGE	2+	16+	18+	0	0	1+	0	1+	1+	6+	9+	0



		PART I ARRESTS BY CHARGE AND AGENCY TYPE		AGENCY TYPE		HOMICIDE		FORCIBLE RAPE		ROBBERY		AGGRAVATED ASSAULT		BURGLARY		LARCENY		AUTO THEFT	
		ADULTS		CRIMINAL MURDER		NEG MANSL		RAPE				ASSAULT							
		TOTAL																	
		JUVENILE	ADULTS	GRAND TOTAL	CRIMINAL MURDER	NEG MANSL	FORCIBLE RAPE	ROBBERY	AGGRAVATED ASSAULT	BURGLARY	LARCENY	AUTO THEFT							
NEW MARTINSVILLE PD	94	20	43	63	0	0	1	1	1	14	45	1							
	93	18	27	45	0	0	0	0	0	8	36	1							
	CHANGE	2+	16+	18+	0	0	1+	1+	1+	6+	9+	0							
WIRT CTY	94	0	11	11	0	0	0	0	0	6	4	0							
	93	6	23	29	0	0	0	0	4	22	3	0							
	CHANGE	6-	12-	18-	0	0	0	0	3-	16-	1+	0							
RURAL	94	0	11	11	0	0	0	0	1	6	4	0							
	93	6	23	29	0	0	0	0	4	22	3	0							
	CHANGE	6-	12-	18-	0	0	0	0	3-	16-	1+	0							
SHERIFF	94	0	2	2	0	0	0	0	1	0	1	0							
	93	2	6	8	0	0	0	0	0	7	1	0							
	CHANGE	2-	4-	6-	0	0	0	0	1+	7-	0	0							
STATE POLICE	94	0	9	9	0	0	0	0	0	6	3	0							
	93	4	17	21	0	0	0	0	4	15	2	0							
	CHANGE	4-	8-	12-	0	0	0	0	4-	9-	1+	0							
WOOD CTY	94	319	401	720	5	1	10	6	32	82	555	29							
	93	347	757	1104	0	0	7	12	40	101	556	21							
	CHANGE	28-	11+	17-	5+	1+	3+	6-	8-	19-	1-	8+							
RURAL	94	15	28	43	1	0	0	0	5	12	19	6							
	93	31	45	76	0	0	1	5	12	15	37	6							
	CHANGE	16-	17-	33-	1+	0	1-	5-	7-	3-	18-	0							
SHERIFF	94	0	22	22	0	0	0	0	3	5	14	0							
	93	23	37	60	0	0	0	5	10	12	32	1							
	CHANGE	23-	15-	38-	0	0	0	5-	7-	7-	18-	1-							
STATE POLICE	94	15	6	21	1	0	0	0	2	7	5	6							
	93	8	16	24	0	0	1	0	2	3	5	5							
	CHANGE	7+	2-	5+	1+	0	1-	0	0	4+	0	1+							
MUNICIPAL	94	304	677	981	4	1	10	6	27	70	536	23							
	93	316	661	977	0	0	6	7	28	86	519	15							
	CHANGE	12-	28+	16+	4+	1+	4+	1-	1-	16-	17+	8+							
PARKERSBURG PD	94	197	241	438	4	1	10	6	27	65	302	23							
	93	242	254	496	0	0	6	7	27	82	359	15							
	CHANGE	45-	13-	58-	4+	1+	4+	1-	0	17-	57-	8+							
VIENNA PD	94	102	132	234	0	0	0	0	0	4	230	0							
	93	74	164	238	0	0	0	0	0	4	159	0							
	CHANGE	28+	42+	70+	0	0	0	0	0	0	71+	0							

PART I ARRESTS

# PART I ARRESTS

		PART I ARRESTS BY CHARGE AND AGENCY TYPE										AUTO THEFT
		JUVENILE	ADULTS	GRAND TOTAL	MURDER	CRIMINAL	HOMICIDE	FORCIBLE	ROBBERY	AGGRAV ASSAULT	BURGLARY	LARCENY
						NEG	MANSL	RAPE				
WILLIAMSTOWN PD	94	5	0	5	0	0	0	0	0	0	1	4
	93	0	1	1	0	0	0	0	0	0	0	0
	CHANGE	5+	1-	4+	0	0	0	0	0	0	1+	3+
MYOMING CTY	94	19	76	95	1	0	0	0	2	23	18	49
	93	27	78	105	2	1	1	2	18	18	37	43
	CHANGE	8-	2-	10-	1-	0	1-	0	0	5+	19-	6+
RURAL	94	5	50	55	1	0	0	0	2	21	12	19
	93	6	61	67	2	0	0	0	2	15	18	28
	CHANGE	1-	11-	12-	1-	0	0	0	0	6+	6-	9-
SHERIFF	94	3	43	46	1	0	0	0	2	17	9	17
	93	0	47	47	2	0	0	0	2	13	9	19
	CHANGE	3+	4-	1-	1-	0	0	0	0	4+	0	2-
STATE POLICE	94	2	7	9	0	0	0	0	0	4	3	2
	93	6	14	20	0	0	0	0	2	2	9	9
	CHANGE	4-	7-	11-	0	0	0	0	0	2+	6-	7-
MUNICIPAL	94	14	26	40	0	0	0	0	0	2	6	30
	93	21	17	38	0	0	0	1	0	3	19	15
	CHANGE	7-	9+	2+	0	0	0	1-	0	1-	13-	15+
MULLENS PD	94	4	2	6	0	0	0	0	0	0	6	0
	93	16	3	19	0	0	0	0	0	0	19	0
	CHANGE	12-	1-	13-	0	0	0	0	0	0	13-	0
PINEVILLE PD	94	1	4	5	0	0	0	0	0	1	0	4
	93	1	0	1	0	0	0	0	0	0	0	1
	CHANGE	0	4+	4+	0	0	0	0	0	1+	0	3+
OCEANA PD	94	9	20	29	0	0	0	0	0	1	0	26
	93	4	14	18	0	0	0	1	0	3	0	14
	CHANGE	5+	6+	11+	0	0	0	1-	0	2-	0	12+

## **PART II ARRESTS BY CHARGE AND AGENCY TYPE**

**The report in this section details the number of persons arrested for Part II Offenses for the reporting periods of 1994 and 1993. Definitions for each of the Part II Offenses may be found in this book in the Table of contents under the category entitled "Classification of Offenses."**

# PART I I ARRESTS

## PART II ARRESTS BY CHARGE AND AGENCY TYPE

		JUVENILE	ADULTS	GRAND TOTAL	AGENCY OTHER ASSAULTS	ARSON	FORGERY	FRAUD	EMBEZZLE	STOLEN PROPERTY	VANDAL	ILLEGAL WEAPONS	
*****													
WEST VIRGINIA	TOTAL	94	4388	46328	50716	6648	109	480	4748	78	615	1169	1340
	93	4350	46341	50691	6061	132	4897	512	4897	91	454	1277	1402
	CHANGE	38+	13-	25+	587+	23-	32-	149-	13-	161+	108-	62-	
*****													
RURAL	94	1151	21912	23063	3389	48	264	4359	34	285	542	719	
	93	1220	21467	22687	3414	55	324	4151	57	228	611	748	
	CHANGE	69-	445+	376+	25-	7-	60-	208+	23-	57+	69-	29-	
SHERIFF'S	94	785	14685	15470	2208	19	162	4100	12	132	314	505	
	93	940	14794	15734	2498	34	207	3885	42	124	385	546	
	CHANGE	155-	109-	264-	290-	15-	45-	215+	30-	8+	71-	41-	
STATE POLICE	94	366	7224	7590	1181	29	102	259	22	153	228	211	
	93	280	6671	6951	916	21	117	266	15	104	226	200	
	CHANGE	86+	553+	639+	265+	8+	15-	7-	7+	49+	2+	11+	
MUNICIPAL	94	3237	24416	27653	3259	61	216	389	44	330	627	621	
	93	3130	24874	28004	2647	77	188	746	34	226	666	654	
	CHANGE	107+	458-	351-	612+	16-	28+	357-	10+	104+	39-	33-	
*****													
BARBOUR CTY	TOTAL	94	17	321	338	23	0	80	0	0	10	5	
	93	17	306	323	33	0	1	90	2	4	2	2	
	CHANGE	0	15+	15+	10-	0	1-	10-	2-	4-	8+	3+	
*****													
RURAL	94	1	153	154	8	0	0	80	0	0	6	2	
	93	7	174	181	23	0	1	90	2	4	2	1	
	CHANGE	6-	21-	27-	15-	0	1-	10-	2-	4-	4+	1+	
SHERIFF	94	0	106	106	3	0	0	64	0	0	2	2	
	93	0	139	139	17	0	0	83	1	0	0	1	
	CHANGE	0	33-	33-	14-	0	0	19-	1-	0	2+	1+	
STATE POLICE	94	1	47	48	5	0	0	16	0	0	4	0	
	93	7	35	42	6	0	1	7	1	4	2	0	
	CHANGE	6-	12+	6+	1-	0	1-	9+	1-	4-	2+	0	
MUNICIPAL	94	16	168	184	15	0	0	0	0	0	4	3	
	93	10	132	142	10	0	0	0	0	0	1	1	
	CHANGE	6+	36+	42+	5+	0	0	0	0	0	4+	2+	
BELINGTON PD	94	0	4	4	0	0	0	0	0	0	0	0	
	93	0	10	10	2	0	0	0	0	0	0	0	
	CHANGE	0	6-	6-	2-	0	0	0	0	0	0	0	
PHILIPPI PD	94	16	164	180	15	0	0	0	0	0	4	3	
	93	10	122	132	8	0	0	0	0	0	0	1	
	CHANGE	6+	42+	48+	7+	0	0	0	0	0	4+	2+	
*****													
BERKELEY CTY	TOTAL	94	400	2277	2677	429	7	38	99	3	38	28	80
	93	524	2399	2923	349	12	10	110	2	16	24	70	
	CHANGE	124-	122-	246-	80+	5-	28+	11-	1+	22+	4+	10+	
*****													
RURAL	94	24	768	792	184	4	14	42	1	28	28	25	
	93	34	736	770	120	1	6	52	1	10	24	14	
	CHANGE	10-	32+	22+	64+	3+	8+	10-	0	18+	4+	11+	
SHERIFF	94	22	288	310	73	4	4	35	0	9	13	15	
	93	25	288	313	60	1	4	42	1	5	18	6	
	CHANGE	3-	0	3-	13+	3+	0	7-	1-	4+	5-	9+	
STATE POLICE	94	2	480	482	111	0	10	7	1	19	15	10	
	93	9	448	457	60	0	2	10	0	5	6	8	
	CHANGE	7-	32+	25+	51+	0	8+	3-	1+	14+	9+	2+	
MUNICIPAL	94	376	1509	1885	245	3	24	57	2	10	0	55	
	93	490	1663	2153	229	11	4	58	1	6	0	56	
	CHANGE	114-	154-	268-	16+	8-	20+	1-	1+	4+	0	1-	
MARTINSBURG PD	94	376	1509	1885	245	3	24	57	2	10	0	55	
	93	490	1663	2153	229	11	4	58	1	6	0	56	
	CHANGE	114-	154-	268-	16+	8-	20+	1-	1+	4+	0	1-	
*****													
BOONE CTY	TOTAL	94	3	263	266	42	0	67	1	8	2	6	
	93	8	322	330	38	1	6	103	0	4	22	13	
	CHANGE	5-	59-	64-	4+	1-	6-	36-	1+	4+	20-	7-	
*****													
RURAL	94	1	242	243	42	0	0	67	1	8	1	6	
	93	2	305	307	36	1	6	103	0	4	20	13	
	CHANGE	1-	63-	64-	6+	1-	6-	36-	1+	4+	19-	7-	
SHERIFF	94	0	195	195	38	0	0	67	1	6	1	6	
	93	2	255	257	30	1	5	103	0	3	20	13	
	CHANGE	2-	60-	62-	8+	1-	5-	36-	1+	3+	19-	7-	
STATE POLICE	94	1	47	48	4	0	0	0	0	2	0	0	
	93	0	50	50	6	0	1	0	0	1	0	0	
	CHANGE	1+	3-	2-	2-	0	1-	0	0	1+	0	0	
MUNICIPAL	94	2	21	23	0	0	0	0	0	0	1	0	
	93	6	17	23	2	0	0	0	0	0	2	0	
	CHANGE	4-	4+	0	2-	0	0	0	0	0	1-	0	
MADISON PD	94	1	13	14	0	0	0	0	0	0	0	0	
	93	0	4	4	0	0	0	0	0	0	0	0	
	CHANGE	1+	9+	10+	0	0	0	0	0	0	0	0	

# PART I ARRESTS

	COML VICE	SEX OFFENSES	NARCOTIC AND DRUG	PART II GAMBLING	ARRESTS BY CHARGE FAMILY OFFENSES	DRIVING UND INFL	LIQUOR LAWS	AGENCY TYPE DRUNK-ENNESS	DISORD CONDUCT	VAGRANCY	OTHER OFFENSES	SUSPICION	CURFEM LOITER	RUN-AWAYS
HVAAL	124 129 5-	309 296 13+	2652 2216 436+	30 54 24-	445 189 256+	8555 9090 535-	1395 1095 300+	9673 10118 445-	1708 1969 261-	42 31 11+	9408 9378 30+	0 0 0	467 482 15-	721 818 97-
HVARU	15 6 9+	207 184 23+	1115 962 153+	6 12 6-	237 130 107+	4478 4454 24+	324 83 241+	1929 1888 41+	200 155 45+	10 10 0	4540 4784 246-	0 0 0	7 13 6-	355 418 63-
HVASO	15 5 10+	104 90 14+	487 456 31+	0 2 2-	164 94 70+	2528 2302 226+	60 47 13+	1056 996 60+	113 112 1+	5 6 1-	3216 3563 347-	0 0 0	6 12 6-	264 328 64-
HVASP	0 1 1-	103 94 9+	628 506 122+	6 10 4-	73 36 37+	1950 2152 202-	264 36 228+	873 892 19-	87 43 44+	5 4 1+	1324 1221 103+	0 0 0	1 1 0	91 90 1+
HVAZZ	109 123 14-	102 112 10-	1537 1254 283+	24 42 18-	208 59 149+	4077 4636 559-	1071 1012 59+	7744 8230 486-	1508 1814 306-	32 21 11+	4868 4594 274+	0 0 0	460 469 9-	366 400 34-
001AL	0 0 0	1 0 1+	5 0 5+	0 0 0	1 4 3-	67 64 3+	40 11 29+	59 50 9+	17 17 0	0 0 0	28 39 11-	0 0 0	2 1 1+	0 3 3-
001RU	0 0 0	1 0 1+	4 0 4+	0 0 0	1 3 2-	47 37 10+	0 0 0	2 4 2-	0 1 1-	0 0 0	3 10 7-	0 0 0	0 0 0	0 3 3-
001S0	0 0 0	1 0 1+	0 0 0	0 0 0	0 2 2-	32 26 6+	0 0 0	2 4 2-	0 1 1-	0 0 0	0 4 4-	0 0 0	0 0 0	0 0 0
001SP	0 0 0	0 0 0	4 0 4+	0 0 0	1 1 0	15 11 4+	0 0 0	0 0 0	0 0 0	0 0 0	3 6 3-	0 0 0	0 0 0	0 3 3-
001ZZ	0 0 0	0 0 0	1 0 1+	0 0 0	0 1 1-	20 27 7-	40 11 29+	57 46 11+	17 16 1+	0 0 0	25 29 4-	0 0 0	2 1 1+	0 0 0
00101	0 0 0	0 0 0	0 0 0	0 0 0	0 0 0	4 4 0	0 1 1-	0 3 3-	0 0 0	0 0 0	0 0 0	0 0 0	0 0 0	0 0 0
00102	0 0 0	0 0 0	1 0 1+	0 0 0	0 1 1-	16 23 7-	40 10 30+	57 43 14+	17 16 1+	0 0 0	25 29 4-	0 0 0	2 1 1+	0 0 0
002AL	1 0 1+	15 18 3-	87 54 33+	0 0 0	3 2 1+	297 428 131-	100 129 29-	404 378 26+	75 105 30-	0 0 0	877 1030 153-	0 0 0	65 107 42-	31 79 48-
002RU	0 0 0	11 11 0	22 15 7+	0 0 0	3 1 2+	163 275 112-	4 8 4-	63 36 27+	3 2 1+	0 0 0	196 193 3+	0 0 0	0 0 0	1 1 0
002S0	0 0 0	5 9 4-	10 4 6+	0 0 0	3 1 2+	32 42 10-	0 1 1-	10 14 4-	0 0 0	0 0 0	96 104 8-	0 0 0	0 0 0	1 1 0
002SP	0 0 0	6 2 4+	12 11 1+	0 0 0	0 0 0	131 233 102-	4 7 3-	53 22 31+	3 2 1+	0 0 0	100 89 11+	0 0 0	0 0 0	0 0 0
002ZZ	1 0 1+	4 7 3-	65 39 26+	0 0 0	0 1 1-	134 153 19-	96 121 25-	341 342 1-	72 103 31-	0 0 0	681 837 156-	0 0 0	65 107 42-	30 78 48-
00201	1 0 1+	4 7 3-	65 39 26+	0 0 0	0 1 1-	134 153 19-	96 121 25-	341 342 1-	72 103 31-	0 0 0	681 837 156-	0 0 0	65 107 42-	30 78 48-
003AL	0 0 0	1 3 2-	10 27 17-	0 0 0	12 4 8+	51 55 4-	1 11 10-	22 17 5+	4 8 4-	0 0 0	38 16 22+	0 0 0	0 0 0	1 2 1-
003RU	0 0 0	0 3 3-	9 26 17-	0 0 0	12 3 9+	48 51 3-	0 9 9-	11 14 3-	0 0 0	0 0 0	38 16 22+	0 0 0	0 0 0	0 2 2-
003S0	0 0 0	0 1 1-	4 5 1-	0 0 0	3 3 0	27 40 13-	0 9 9-	9 11 2-	0 0 0	0 0 0	33 11 22+	0 0 0	0 0 0	0 2 2-
003SP	0 0 0	0 2 2-	5 21 16-	0 0 0	9 0 9+	21 11 10+	0 0 0	2 3 1-	0 0 0	0 0 0	5 5 0	0 0 0	0 0 0	0 0 0
003ZZ	0 0 0	1 0 1+	1 1 0	0 0 0	0 1 1-	3 4 1-	1 2 1-	11 3 8+	4 8 4-	0 0 0	0 0 0	0 0 0	0 0 0	1 0 1+
00301	0 0 0	0 0 0	1 1 0	0 0 0	0 0 0	3 0 3+	1 2 1-	8 1 7+	0 0 0	0 0 0	0 0 0	0 0 0	0 0 0	1 0 1+

# PART I I ARRESTS

		PART II ARRESTS BY CHARGE AND AGENCY TYPE										
		JUVENILE	ADULTS	GRAND TOTAL	OTHER ASSAULTS	ARSON	FORGERY	FRAUD	EMBEZZLE	STOLEN PROPERTY	VANDAL	ILLEGAL WEAPONS
WHITESVILLE PD	94	1	8	9	0	0	0	0	0	0	1	0
	93	6	13	19	2	0	0	0	0	0	2	0
	CHANGE	5-	5-	10-	2-	0	0	0	0	0	1-	0
DANVILLE PD	94	0	0	0	0	0	0	0	0	0	0	0
	93	0	0	0	0	0	0	0	0	0	0	0
	CHANGE	0	0	0	0	0	0	0	0	0	0	0
*****												
BRAXTON CTY	TOTAL	94	12	273	285	32	1	3	48	0	1	8
	93	25	291	316	50	2	3	39	1	8	7	14
	CHANGE	13-	18-	31-	18-	1-	0	9+	1-	7-	1+	10-
*****												
RURAL	94	7	199	206	21	1	3	48	0	1	8	4
	93	13	240	253	49	2	3	39	1	8	4	14
	CHANGE	6-	41-	47-	28-	1-	0	9+	1-	7-	4+	10-
SHERIFF	94	2	90	92	7	0	0	45	0	1	1	0
	93	3	96	99	19	0	2	34	1	1	0	9
	CHANGE	1-	6-	7-	12-	0	2-	11+	1-	0	1+	9-
STATE POLICE	94	5	109	114	14	1	3	3	0	0	7	4
	93	10	144	154	30	2	1	5	0	7	4	5
	CHANGE	5-	35-	40-	16-	1-	2+	2-	0	7-	3+	1-
MUNICIPAL	94	5	74	79	11	0	0	0	0	0	0	0
	93	12	51	63	1	0	0	0	0	0	3	0
	CHANGE	7-	23+	16+	10+	0	0	0	0	0	3-	0
SUTTON PD	94	5	74	79	11	0	0	0	0	0	0	0
	93	12	51	63	1	0	0	0	0	0	3	0
	CHANGE	7-	23+	16+	10+	0	0	0	0	0	3-	0
*****												
BROOKE CTY	TOTAL	94	45	478	523	63	0	11	1	0	8	3
	93	56	380	436	37	0	5	20	0	5	11	4
	CHANGE	11-	98+	87+	26+	0	4-	9-	1+	5-	3-	1-
*****												
RURAL	94	15	358	373	42	0	0	10	1	0	2	0
	93	26	285	311	25	0	1-	10-	1+	1-	2+	0
	CHANGE	11-	73+	62+	17+	0	0	0	0	0	0	0
SHERIFF	94	15	343	358	42	0	0	10	1	0	2	0
	93	26	279	305	25	0	1-	10-	1+	1-	2+	0
	CHANGE	11-	64+	53+	17+	0	0	0	0	0	0	0
STATE POLICE	94	0	15	15	0	0	0	0	0	0	0	0
	93	0	4	4	0	0	0	0	0	0	0	0
	CHANGE	0	9+	9+	0	0	0	0	0	0	0	0
MUNICIPAL	94	30	120	150	21	0	1	1	0	0	6	3
	93	30	95	125	12	0	4	0	0	4	11	4
	CHANGE	0	25+	25+	9+	0	3-	1+	0	4-	5-	1-
FOLLANSBEE PD	94	18	42	60	5	0	1	1	0	0	6	1
	93	21	42	63	10	0	1	0	0	1	10	4
	CHANGE	3-	0	3-	5-	0	0	1+	0	1-	4-	3-
MELLSBURG PD	94	12	78	90	16	0	0	0	0	0	0	2
	93	9	53	62	2	0	3	0	0	3	1	0
	CHANGE	3+	25+	28+	14+	0	3-	0	0	3-	1-	2+
*****												
CABELL CTY	TOTAL	94	375	5244	5619	422	11	41	215	10	91	81
	93	336	5316	5652	399	6	69	315	21	67	91	100
	CHANGE	39+	72-	33-	23+	5+	28-	100-	11-	24+	4+	19-
*****												
RURAL	94	126	1190	1316	163	1	17	177	3	21	23	24
	93	55	1218	1273	137	1	35	252	13	34	10	19
	CHANGE	71+	28-	43+	26+	0	18-	75-	10-	13-	13+	5+
SHERIFF	94	122	965	1087	145	1	15	177	3	10	23	15
	93	46	1044	1090	117	1	33	252	13	32	10	16
	CHANGE	76+	79-	3-	28+	0	18-	75-	10-	22-	13+	1-
STATE POLICE	94	4	225	229	18	0	2	0	0	11	0	9
	93	9	174	183	20	0	2	0	0	2	0	3
	CHANGE	5-	51+	46+	2-	0	0	0	0	9+	0	6+
MUNICIPAL	94	249	4054	4303	259	10	24	38	7	70	72	57
	93	281	4098	4379	262	5	34	63	8	33	81	81
	CHANGE	32-	44-	76-	3-	5+	10-	25-	1-	37+	9-	24-
BARBOURSVILLE PD	94	47	202	249	26	2	4	2	0	0	7	2
	93	24	93	117	6	0	12	0	1	3	0	1
	CHANGE	23+	109+	132+	20+	2+	8-	2+	1-	3-	7+	1+
HUNTINGTON PD	94	195	3580	3775	208	8	19	34	6	69	65	54
	93	246	3865	4111	240	5	21	61	7	29	77	80
	CHANGE	51-	285-	336-	32-	3+	2-	27-	1-	40+	12-	26-
MILTON PD	94	6	222	228	18	0	1	2	0	0	0	1
	93	11	104	115	13	0	0	2	0	0	0	0
	CHANGE	5-	118+	113+	5+	0	1+	0	0	0	0	1+
MU SECURITY POLICE	94	1	50	51	7	0	0	0	1	1	0	0
	93	0	36	36	3	0	1	0	0	1	4	0
	CHANGE	1+	14+	15+	4+	0	1-	0	1+	0	4-	0
*****												
CALHOON CTY	TOTAL	94	4	121	125	22	0	14	0	2	2	14
	93	0	145	145	22	0	1	7	0	0	6	11
	CHANGE	4+	24-	20-	0	0	1-	7+	0	2+	2-	3+

# PART I ARRESTS

	COML VICE	SEX OFFENSES	NARCOTIC AND DRUG	PART II GAMBLING	ARRESTS BY CHARGE FAMILY OFFENSES	DRIVING UND INFL	AND AGENCY TYPE LIQUOR LAWS	DRUNK-ENNESS	DISORD CONDUCT	VAGRANCY	OTHER OFFENSES	SUSPICION	CURFEN LOITER	RUN- AWAYS
00302	0	1	0	0	0	0	0	3	4	0	0	0	0	0
	0	0	0	0	1	4	0	2	8	0	0	0	0	0
	0	1+	0	0	1-	4-	0	1+	4-	0	0	0	0	0
00305	0	0	0	0	0	0	0	0	0	0	0	0	0	0
	0	0	0	0	0	0	0	0	0	0	0	0	0	0
	0	0	0	0	0	0	0	0	0	0	0	0	0	0
*****	*****	*****	*****	*****	*****	*****	*****	*****	*****	*****	*****	*****	*****	*****
004AL	0	3	12	0	0	50	1	24	3	1	88	0	2	4
	0	2	14	0	1	52	0	24	2	0	90	0	0	7
	0	1+	2-	0	1-	2-	1+	0	1+	1+	2-	0	2+	3-
*****	*****	*****	*****	*****	*****	*****	*****	*****	*****	*****	*****	*****	*****	*****
004RU	0	3	11	0	0	37	1	9	3	0	53	0	0	3
	0	2	13	0	1	40	0	14	2	0	59	0	0	2
	0	1+	2-	0	1-	3-	1+	5-	1+	0	6-	0	0	1+
004S0	0	0	4	0	0	3	0	3	0	0	27	0	0	1
	0	0	5	0	0	2	0	3	1	0	21	0	0	1
	0	0	1-	0	0	1+	0	0	1-	0	6+	0	0	0
004SP	0	3	7	0	0	34	1	6	3	0	26	0	0	2
	0	2	8	0	1	38	0	11	1	0	38	0	0	1
	0	1+	1-	0	1-	4-	1+	5-	2+	0	12-	0	0	1+
004ZZ	0	0	1	0	0	13	0	15	0	1	35	0	2	1
	0	0	1	0	0	12	0	10	0	0	31	0	0	5
	0	0	0	0	0	1+	0	5+	0	1+	4+	0	2+	4-
00402	0	0	1	0	0	13	0	15	0	1	35	0	2	1
	0	0	1	0	0	12	0	10	0	0	31	0	0	5
	0	0	0	0	0	1+	0	5+	0	1+	4+	0	2+	4-
*****	*****	*****	*****	*****	*****	*****	*****	*****	*****	*****	*****	*****	*****	*****
005AL	0	1	44	0	2	173	6	43	18	0	129	0	15	5
	0	2	18	0	0	166	6	48	13	0	88	0	11	2
	0	1-	26+	0	2+	7+	0	5-	5+	0	41+	0	4+	3+
*****	*****	*****	*****	*****	*****	*****	*****	*****	*****	*****	*****	*****	*****	*****
005RU	0	1	36	0	0	119	5	23	12	0	117	0	4	1
	0	2	16	0	0	114	0	34	9	0	80	0	9	0
	0	1-	20+	0	0	5+	5+	11-	3+	0	37+	0	5-	1+
005S0	0	1	36	0	0	106	5	23	11	0	116	0	4	1
	0	2	14	0	0	108	0	34	9	0	80	0	9	0
	0	1-	20+	0	0	2-	5+	11-	2+	0	36+	0	5-	1+
005SP	0	0	0	0	0	13	0	0	1	0	1	0	0	0
	0	0	0	0	0	6	0	0	0	0	0	0	0	0
	0	0	0	0	0	7+	0	0	1+	0	1+	0	0	0
005ZZ	0	0	8	0	2	54	1	20	6	0	12	0	11	4
	0	0	2	0	0	52	6	14	4	0	8	0	2	2
	0	0	6+	0	2+	2+	5-	6+	2+	0	4+	0	9+	2+
00501	0	0	1	0	0	23	0	3	1	0	7	0	9	2
	0	0	1	0	0	13	4	11	1	0	5	0	2	0
	0	0	0	0	0	10+	4-	8-	0	0	2+	0	7+	2+
00502	0	0	7	0	2	31	1	17	5	0	5	0	2	2
	0	0	1	0	0	39	2	3	3	0	3	0	0	2
	0	0	6+	0	2+	8-	1-	14+	2+	0	2+	0	2+	0
*****	*****	*****	*****	*****	*****	*****	*****	*****	*****	*****	*****	*****	*****	*****
006AL	29	22	325	15	89	820	165	1775	262	1	1065	0	1	86
	68	25	279	21	11	781	189	1797	319	4	1047	0	2	41
	39-	3-	46+	6-	78+	39+	24-	22-	57-	3-	16+	0	1-	45+
*****	*****	*****	*****	*****	*****	*****	*****	*****	*****	*****	*****	*****	*****	*****
006RU	13	9	66	0	9	131	16	224	1	0	340	0	0	78
	4	14	109	0	8	76	14	168	2	0	350	0	0	27
	9+	5-	43-	0	1+	55+	2+	56+	1-	0	10-	0	0	51+
006S0	13	8	63	0	9	69	4	158	0	0	298	0	0	76
	4	14	107	0	7	25	14	130	0	0	295	0	0	20
	9+	6-	44-	0	2+	44+	10-	28+	0	0	3+	0	0	56+
006SP	0	1	3	0	0	62	12	66	1	0	42	0	0	2
	0	0	2	0	1	51	0	38	2	0	55	0	0	7
	0	1+	1+	0	1-	11+	12+	28+	1-	0	13-	0	0	5-
006ZZ	16	13	259	15	80	689	149	1551	261	1	723	0	1	8
	64	11	170	21	3	705	175	1629	317	4	697	0	2	14
	48-	2+	89+	6-	77+	16-	26-	78-	56-	3-	26+	0	1-	6-
00601	1	4	24	0	7	98	0	26	4	0	40	0	1	1
	0	0	5	0	0	31	0	20	4	0	32	0	2	0
	1+	4+	19+	0	7+	67+	0	6+	0	0	8+	0	1-	1+
00602	15	9	221	15	73	529	149	1408	257	1	628	0	0	7
	64	9	162	21	3	636	175	1563	310	3	631	0	0	14
	49-	0	59+	6-	70+	107-	26-	155-	53-	2-	3-	0	0	7-
00603	0	0	7	0	0	59	0	96	0	0	44	0	0	0
	0	2	1	0	0	36	0	32	2	1	26	0	0	0
	0	2-	6+	0	0	23+	0	64+	2-	1-	18+	0	0	0
00604	0	0	7	0	0	3	0	21	0	0	11	0	0	0
	0	0	2	0	0	2	0	14	1-	0	8	0	0	0
	0	0	5+	0	0	1+	0	7+	1-	0	3+	0	0	0
*****	*****	*****	*****	*****	*****	*****	*****	*****	*****	*****	*****	*****	*****	*****
007AL	0	2	3	0	4	31	0	11	3	0	14	0	0	3
	0	3-	16-	0	8	29	0	7	5	0	30	0	0	0
	0	0	13-	0	4-	2+	0	4+	2-	0	16-	0	0	3+

# PART I I ARRESTS

		PART II ARRESTS BY CHARGE AND AGENCY TYPE				ARSON	FORGERY	FRAUD	EMBEZZLE	STOLEN PROPERTY	VANDAL	ILLEGAL WEAPONS
		JUVENILE	ADULTS	GRAND TOTAL	OTHER ASSAULTS							
*****												
RURAL	94	4	91	95	14	0	0	14	0	1	0	13
	93	0	145	145	22	0	1	7	0	0	4	11
	CHANGE	4+	54-	50-	8-	0	1-	7+	0	1+	4-	2+
SHERIFF	94	3	43	46	7	0	0	14	0	0	0	11
	93	0	93	93	13	0	0	7	0	0	4	10
	CHANGE	3+	50-	47-	6-	0	0	7+	0	0	4-	1+
STATE POLICE	94	1	48	49	7	0	0	0	0	1	0	2
	93	0	52	52	9	0	0	0	0	0	0	1
	CHANGE	1+	4-	3-	2-	0	1-	0	0	1+	0	1+
MUNICIPAL	94	0	30	30	8	0	0	0	0	1	2	1
	93	0	0	0	0	0	0	0	0	0	0	0
	CHANGE	0	30+	30+	8+	0	0	0	0	1+	2+	1+
GRANTSVILLE PD	94	0	30	30	8	0	0	0	0	1	2	1
	93	0	0	0	0	0	0	0	0	0	0	0
	CHANGE	0	30+	30+	8+	0	0	0	0	1+	2+	1+
*****												
CLAY CTY	TOTAL	94	2	182	184	27	0	2	5	0	3	9
	93	4	139	143	14	0	2	3	0	0	3	9
	CHANGE	2-	43+	41+	13+	0	0	2+	0	3+	5-	14-
*****												
RURAL	94	2	182	184	27	0	2	5	0	3	3	9
	93	4	139	143	14	0	2	3	0	0	8	23
	CHANGE	2-	43+	41+	13+	0	0	2+	0	3+	5-	14-
SHERIFF	94	1	73	74	15	0	2	5	0	0	2	6
	93	3	94	97	9	0	1	3	0	0	8	16
	CHANGE	2-	21-	23-	6+	0	1+	2+	0	0	6-	10-
STATE POLICE	94	1	109	110	12	0	0	0	0	3	1	3
	93	1	45	46	5	0	1	0	0	0	0	7
	CHANGE	0	64+	64+	7+	0	1-	0	0	3+	1+	4-
*****												
DODDRIDGE CTY	TOTAL	94	2	113	115	10	0	0	11	0	1	17
	93	9	85	94	3	0	0	12	0	0	3	15
	CHANGE	7-	28+	21+	7+	0	0	1-	0	1+	2-	2+
*****												
RURAL	94	2	113	115	10	0	0	11	0	1	1	17
	93	9	85	94	3	0	0	12	0	0	3	15
	CHANGE	7-	28+	21+	7+	0	0	1-	0	1+	2-	2+
SHERIFF	94	0	31	31	6	0	0	6	0	0	1	14
	93	1	18	19	1	0	0	0	0	0	1	13
	CHANGE	1-	13+	12+	5+	0	0	6+	0	0	0	1+
STATE POLICE	94	2	82	84	4	0	0	5	0	1	0	3
	93	8	67	75	2	0	0	12	0	0	2	2
	CHANGE	6-	15+	9+	2+	0	0	7-	0	1+	2-	1+
*****												
FAYETTE CTY	TOTAL	94	118	1647	1765	301	3	9	391	0	22	37
	93	209	1594	1603	319	4	9	383	0	13	49	
	CHANGE	91-	253+	162+	18-	1-	0	8+	0	9+	12-	
*****												
RURAL	94	51	1046	1097	201	3	5	391	0	17	28	
	93	167	928	1095	246	1	8	383	0	13	43	
	CHANGE	116-	118+	2+	45-	2+	3-	8+	0	4+	15-	
SHERIFF	94	48	890	938	190	1	4	391	0	9	27	
	93	148	785	933	227	0	2	381	0	9	39	
	CHANGE	100-	105+	5+	37-	1+	2+	10+	0	0	12-	
STATE POLICE	94	3	156	159	11	2	1	0	0	8	1	
	93	19	143	162	19	1	6	2	0	4	4	
	CHANGE	16-	13+	3-	8-	1+	5-	2-	0	4+	3-	
MUNICIPAL	94	67	601	668	100	0	4	0	0	5	9	
	93	42	466	508	73	3	1	0	0	0	6	
	CHANGE	25+	135+	160+	27+	3-	3+	0	0	5+	3+	
ANSTED PD	94	3	10	13	0	0	0	0	0	0	0	
	93	1	7	8	2	0	0	0	0	0	0	
	CHANGE	2+	3+	5+	2-	0	0	0	0	0	0	
FAYETTEVILLE PD	94	4	18	22	5	0	0	0	0	0	0	
	93	0	39	39	1	0	0	0	0	0	0	
	CHANGE	4+	21-	17-	4+	0	0	0	0	0	0	
MONTGOMERY PD	94	15	117	132	21	0	0	0	0	0	3	
	93	9	66	75	19	0	0	0	0	0	5	
	CHANGE	6+	51+	57+	2+	0	0	0	0	0	3+	
MOUNT HOPE PD	94	13	97	110	19	0	1	0	0	0	0	
	93	13	100	113	8	0	0	0	0	0	1	
	CHANGE	0	3-	3-	11+	0	1+	0	0	0	0	
OAK HILL PD	94	28	283	311	42	0	3	0	0	3	5	
	93	19	164	183	16	0	1	0	0	0	4	
	CHANGE	9+	119+	128+	26+	0	2+	0	0	3+	1+	
SMITHERS PD	94	4	72	76	11	0	0	0	0	0	1	
	93	0	83	83	26	0	0	0	0	0	1	
	CHANGE	4+	11-	7-	15-	0	0	0	0	0	0	
H VA TECH SECURITY	94	0	4	4	2	0	0	0	0	2	0	
	93	0	2	2	1	0	0	0	0	0	0	
	CHANGE	0	2+	2+	1+	0	0	0	0	2+	1-	



# PART I ARRESTS

	COML VICE	SEX OFFENSES	NARCOTIC AND DRUG	PART II GAMBLING	ARRESTS BY FAMILY OFFENSES	DRIVING UND INFL	LIQUOR LAWS	DRUNK-ENNESS	DISORD CONDUCT	VAGRANCY	OTHER OFFENSES	SUSPICION LOITER	CURFEW LOITER	RUN-AWAYS
007RU	0	2	2	0	3	24	0	6	1	0	12	0	0	3
	0	3-	16	0	8	29	0	7	5	0	30	0	0	0
	0	3-	14-	0	5-	5-	0	1-	4-	0	18-	0	0	3+
007SO	0	1	0	0	3	0	0	2	1	0	5	0	0	2
	0	2	3	0	5	13	0	5	5	0	26	0	0	0
	0	1-	3-	0	2-	13-	0	3-	4-	0	21-	0	0	2+
007SP	0	1	2	0	0	24	0	4	0	0	7	0	0	1
	0	3	13	0	3	16	0	0	0	0	4	0	0	0
	0	2-	11-	0	3-	8+	0	2+	0	0	3+	0	0	1+
007ZZ	0	0	1	0	1	7	0	5	2	0	2	0	0	0
	0	0	0	0	0	7	0	0	0	0	0	0	0	0
	0	0	1+	0	1+	7+	0	5+	2+	0	2+	0	0	0
00701	0	0	1	0	1	7	0	5	2	0	2	0	0	0
	0	0	0	0	0	0	0	0	0	0	0	0	0	0
	0	0	1+	0	1+	7+	0	5+	2+	0	2+	0	0	0
008AL	0	7	12	0	3	56	0	16	3	0	38	0	0	0
	0	2	7	0	0	47	0	4	8	0	24	0	0	1
	0	5+	5+	0	3+	9+	0	12+	5-	0	14+	0	0	1-
008RU	0	7	12	0	3	56	0	16	3	0	38	0	0	0
	0	2	7	0	0	47	0	4	8	0	24	0	0	1
	0	5+	5+	0	3+	9+	0	12+	5-	0	14+	0	0	1-
008SO	0	2	4	0	0	24	0	0	3	0	11	0	0	0
	0	1	2	0	0	34	0	0	8	0	15	0	0	0
	0	1+	2+	0	0	10-	0	0	5-	0	4-	0	0	0
008SP	0	5	8	0	3	32	0	16	0	0	27	0	0	0
	0	1	5	0	0	13	0	4	0	0	9	0	0	1
	0	4+	3+	0	3+	19+	0	12+	0	0	18+	0	0	1-
009AL	0	1	5	0	2	23	0	1	1	0	41	0	0	1
	0	0	0	0	0	5	0	7	0	0	41	0	0	8
	0	1+	5+	0	2+	18+	0	6-	1+	0	0	0	0	7-
009RU	0	1	5	0	2	23	0	1	1	0	41	0	0	1
	0	0	0	0	0	5	0	7	0	0	41	0	0	8
	0	1+	5+	0	2+	18+	0	6-	1+	0	0	0	0	7-
009SO	0	0	0	0	0	2	0	0	0	0	2	0	0	0
	0	0	0	0	0	0	0	0	0	0	4	0	0	0
	0	0	0	0	0	2+	0	0	0	0	2-	0	0	0
009SP	0	1	5	0	2	21	0	1	1	0	39	0	0	1
	0	0	0	0	0	5	0	7	0	0	37	0	0	8
	0	1+	5+	0	2+	16+	0	6-	1+	0	2+	0	0	7-
010AL	1	1	54	0	10	372	17	203	86	1	188	0	13	19
	0	3	34	0	6	320	1	149	55	0	151	0	11	50
	1+	2-	20+	0	4+	52+	16+	54+	31+	1+	37+	0	2+	31-
010RU	0	1	35	0	8	204	11	61	7	1	90	0	0	6
	0	3	20	0	6	144	1	49	2	0	92	0	3	47
	0	2-	15+	0	2+	60+	10+	12+	5+	1+	2-	0	3-	41-
010SO	0	1	11	0	8	140	8	46	3	0	71	0	0	5
	0	3	5	0	6	88	0	37	2	0	59	0	3	45
	0	2-	6+	0	2+	52+	8+	9+	1+	0	12+	0	3-	40-
010SP	0	0	24	0	0	64	3	15	4	1	19	0	0	1
	0	0	15	0	0	56	1	12	0	0	33	0	0	2
	0	0	9+	0	0	8+	2+	3+	4+	1+	14-	0	0	1-
010ZZ	1	0	19	0	2	168	6	142	79	0	98	0	13	13
	0	0	14	0	0	176	0	100	53	0	59	0	8	3
	1+	0	5+	0	2+	8-	6+	42+	26+	0	39+	0	5+	10+
01001	0	0	2	0	0	8	0	0	0	0	0	0	0	3
	0	0	1	0	0	4	0	0	0	0	0	0	0	1
	0	0	1+	0	0	4+	0	0	0	0	0	0	0	2+
01002	0	0	0	0	0	14	0	0	0	0	0	0	0	3
	0	0	0	0	0	28	0	10	0	0	0	0	0	0
	0	0	0	0	0	14-	0	10-	0	0	0	0	0	3+
01003	1	0	0	0	0	11	0	30	49	0	7	0	8	0
	0	0	0	0	0	11	0	11	20	0	4	0	5	0
	1+	0	0	0	0	0	0	19+	29+	0	3+	0	3+	0
01004	0	0	10	0	0	35	0	13	10	0	17	0	5	0
	0	0	10	0	0	48	0	17	14	0	12	0	3	0
	0	0	0	0	0	13-	0	4-	4-	0	5+	0	2+	0
01005	0	0	4	0	2	74	5	82	5	0	74	0	0	5
	0	0	1	0	0	62	0	48	4	0	41	0	0	2
	0	0	3+	0	2+	12+	5+	34+	1+	0	33+	0	0	3+
01007	0	0	3	0	0	26	1	17	15	0	0	0	0	2
	0	0	2	0	0	22	0	13	15	0	2	0	0	0
	0	0	1+	0	0	4+	1+	4+	0	0	2-	0	0	2+
01009	0	0	0	0	0	0	0	0	0	0	0	0	0	0
	0	0	0	0	0	0	0	0	0	0	0	0	0	0
	0	0	0	0	0	0	0	0	0	0	0	0	0	0

# PART I I ARRESTS

		PART II ARRESTS BY CHARGE AND AGENCY TYPE			ARSON	FORGERY	FRAUD	EMBEZZLE	STOLEN PROPERTY	VANDAL	ILLEGAL WEAPONS
		JUVENILE	ADULTS	GRAND TOTAL	OTHER ASSAULTS						
GAULEY BRIDGE PD	94	0	0	0	0	0	0	0	0	0	0
	93	0	5	5	0	3	0	0	0	0	0
	CHANGE	0	5-	5-	0	3-	0	0	0	0	0
*****											
GILMER CTY TOTAL	94	3	183	186	25	0	15	0	0	6	19
	93	0	215	215	22	1	13	0	0	3	19
	CHANGE	3+	32-	29-	3+	1-	1-	2+	0	3+	0
*****											
RURAL	94	1	58	59	6	0	8	0	0	0	15
	93	0	57	57	8	1	13	0	0	0	11
	CHANGE	1+	1+	2+	2-	1-	5-	0	0	0	4+
SHERIFF	94	1	25	26	2	0	0	0	0	0	15
	93	0	30	30	4	1	0	0	0	0	11
	CHANGE	1+	5-	4-	2-	1-	0	1-	0	0	4+
STATE POLICE	94	0	33	33	4	0	8	0	0	0	0
	93	0	27	27	4	0	12	0	0	0	0
	CHANGE	0	6+	6+	0	0	4-	0	0	0	0
MUNICIPAL	94	2	125	127	19	0	7	0	0	6	4
	93	0	158	158	14	0	0	0	0	3	8
	CHANGE	2+	33-	31-	5+	0	7+	0	0	3+	4-
GLENVILLE PD	94	2	110	112	15	0	7	0	0	6	4
	93	0	151	151	14	0	0	0	0	3	8
	CHANGE	2+	41-	39-	1+	0	1-	7+	0	3+	4-
GLENVILLE ST SECURITY	94	0	15	15	4	0	0	0	0	0	0
	93	0	7	7	0	0	0	0	0	0	0
	CHANGE	0	8+	8+	4+	0	0	0	0	0	0
*****											
GRANT CTY TOTAL	94	7	133	140	23	2	37	0	0	3	1
	93	1	131	132	10	0	7	1	2	2	5
	CHANGE	6+	2+	8+	13+	2+	4-	10+	1-	1+	4-
*****											
RURAL	94	4	107	111	16	2	37	0	0	3	1
	93	0	94	94	10	0	7	1	2	1	4
	CHANGE	4+	13+	17+	6+	2+	4-	10+	1-	2+	3-
SHERIFF	94	0	23	23	4	0	0	0	0	1	1
	93	0	5	5	2	0	0	0	0	0	2
	CHANGE	0	18+	18+	2+	0	0	0	0	1+	1-
STATE POLICE	94	4	84	88	12	2	37	0	0	2	0
	93	0	89	89	8	0	27	1	2	1	2
	CHANGE	4+	5-	1-	4+	2+	4-	10+	1-	1+	2-
MUNICIPAL	94	3	26	29	7	0	0	0	0	0	0
	93	1	37	38	0	0	0	0	0	1	0
	CHANGE	2+	11-	9-	7+	0	0	0	0	1-	1-
PETERSBURG PD	94	3	26	29	7	0	0	0	0	0	0
	93	1	37	38	0	0	0	0	0	1	0
	CHANGE	2+	11-	9-	7+	0	0	0	0	1-	1-
*****											
GREENBRIER CTY TOTAL	94	22	470	492	54	1	13	7	5	3	18
	93	14	760	774	38	1	3	4	10	12	17
	CHANGE	8+	290-	282-	16+	0	10+	3+	1-	5-	1+
*****											
RURAL	94	8	180	188	11	0	8	5	0	3	10
	93	2	492	494	29	1	3	4	10	3	12
	CHANGE	6+	312-	306-	18-	1-	5+	1+	0	7-	2-
SHERIFF	94	7	106	113	8	0	1	0	1	0	6
	93	2	398	400	17	1	3	0	10	0	11
	CHANGE	5+	292-	287-	9-	1-	1+	3-	0	9-	5-
STATE POLICE	94	1	74	75	3	0	7	5	2	1	4
	93	0	94	94	12	0	3	1	0	3	1
	CHANGE	1+	20-	19-	9-	0	4+	4+	0	2+	3+
MUNICIPAL	94	14	290	304	43	1	5	2	2	2	8
	93	12	268	280	9	0	0	1	0	9	5
	CHANGE	2+	22+	24+	34+	1+	5+	2+	1-	2+	3+
LENISBURG PD	94	8	90	98	6	1	4	0	0	0	0
	93	7	125	132	4	0	0	1	0	5	0
	CHANGE	1+	35-	34-	2+	1+	4+	0	1-	0	0
RAINELLE PD	94	1	23	24	1	0	0	0	2	0	1
	93	1	16	17	0	0	0	0	0	1	2
	CHANGE	0	7+	7+	1+	0	0	0	2+	1-	1-
RONCEVERTE PD	94	1	36	37	4	0	0	0	0	0	1
	93	3	34	37	0	0	0	0	0	3	0
	CHANGE	2-	2+	0	4+	0	0	0	0	3-	1+
WHITE SULPHUR SPRINGS PD	94	4	141	145	32	0	1	2	0	2	6
	93	1	93	94	5	0	0	0	0	0	3
	CHANGE	3+	48+	51+	27+	0	1+	2+	0	2+	3+
*****											
HAMPSHIRE CTY TOTAL	94	8	200	208	36	0	2	14	4	5	13
	93	13	216	229	62	1	3	9	0	3	7
	CHANGE	5-	16-	21-	26-	1-	1-	5+	0	4+	6+

# PART II ARRESTS

	COML VICE	SEX OFFENSES	PART II NARCOTIC AND DRUG	GAMBLING	ARRESTS FAMILY OFFENSES	DRIVING UND INFL	LIQUOR LAWS	DRUNK-ENNESS	DISORD CONDUCT	VAGRANCY	OTHER OFFENSES	SUSPICION	CURFEW LOITER	RUN-AWAYS
01011	0	0	0	0	0	0	0	0	0	0	0	0	0	0
	0	0	0	0	0	1-	0	1-	0	0	0	0	0	0
*****														
011AL	0	3	7	0	1	26	17	33	16	2	16	0	0	0
	0	0	5	0	2	46	23	36	25	1	18	0	0	0
	0	3+	2+	0	1-	20-	6-	3-	9-	1+	2-	0	0	0
*****														
011RU	0	1	6	0	1	10	3	4	0	0	5	0	0	0
	0	0	1	0	2	12	0	3	0	0	6	0	0	0
	0	1+	5+	0	1-	2-	3+	1+	0	0	1-	0	0	0
011S0	0	0	0	0	1	5	0	0	0	0	3	0	0	0
	0	0	0	0	2	9	0	1	0	0	1	0	0	0
	0	0	0	0	1-	4-	0	1-	0	0	2+	0	0	0
011SP	0	1	6	0	0	5	3	4	0	0	2	0	0	0
	0	0	1	0	0	3	0	2	0	0	5	0	0	0
	0	1+	5+	0	0	2+	3+	2+	0	0	3-	0	0	0
011Z2	0	2	1	0	0	16	14	29	16	2	11	0	0	0
	0	0	4	0	0	34	23	33	25	1	12	0	0	0
	0	2+	3-	0	0	18-	9-	4-	9-	1+	1-	0	0	0
01101	0	2	1	0	0	14	9	28	16	2	8	0	0	0
	0	0	4	0	0	34	21	31	25	1	9	0	0	0
	0	2+	3-	0	0	20-	12-	3-	9-	1+	1-	0	0	0
01102	0	0	0	0	0	2	5	1	0	0	3	0	0	0
	0	0	0	0	0	0	2	2	0	0	3	0	0	0
	0	0	0	0	0	2+	3+	1-	0	0	0	0	0	0
*****														
012AL	0	6	1	2	0	38	7	3	1	0	13	0	0	0
	0	5	0	0	0	34	1	8	16	0	14	0	0	0
	0	1+	1+	2+	0	4+	6+	5-	15-	0	1-	0	0	0
*****														
012RU	0	6	1	2	0	24	5	1	0	0	10	0	0	0
	0	5	0	0	0	17	0	5	1	0	14	0	0	0
	0	1+	1+	2+	0	7+	5+	4-	1-	0	4-	0	0	0
012S0	0	0	0	0	0	15	0	0	0	0	2	0	0	0
	0	0	0	0	0	1	0	0	0	0	0	0	0	0
	0	0	0	0	0	14+	0	0	0	0	2+	0	0	0
012SP	0	6	1	2	0	9	5	1	0	0	8	0	0	0
	0	5	0	0	0	16	0	5	1	0	14	0	0	0
	0	1+	1+	2+	0	7-	5+	4-	1-	0	6-	0	0	0
012Z2	0	0	0	0	0	14	2	2	1	0	3	0	0	0
	0	0	0	0	0	17	1	3	15	0	0	0	0	0
	0	0	0	0	0	3-	1+	1-	14-	0	3+	0	0	0
01201	0	0	0	0	0	14	2	2	1	0	3	0	0	0
	0	0	0	0	0	17	1	3	15	0	0	0	0	0
	0	0	0	0	0	3-	1+	1-	14-	0	3+	0	0	0
*****														
013AL	0	5	19	1	3	136	24	45	28	1	120	0	0	9
	0	5	50	0	4	289	5	36	38	0	259	0	0	2
	0	0	31-	1+	1-	153-	19+	9+	10-	1+	139-	0	0	7+
*****														
013RU	0	4	3	1	2	69	7	20	0	0	40	0	0	4
	0	5	38	0	1	155	2	15	2	0	214	0	0	4+
	0	1-	35-	1+	1+	86-	5+	5+	2-	0	174-	0	0	4+
013S0	0	0	3	0	0	51	3	15	0	0	22	0	0	3
	0	4	33	0	0	119	0	7	2	0	193	0	0	0
	0	4-	30-	0	0	68-	3+	8+	2-	0	171-	0	0	3+
013SP	0	4	0	1	2	18	4	5	0	0	18	0	0	1
	0	1	5	0	1	36	2	8	0	0	21	0	0	0
	0	3+	5-	1+	1+	18-	2+	3-	0	0	3-	0	0	1+
013Z2	0	1	16	0	1	67	17	25	28	1	80	0	0	5
	0	0	12	0	3	134	3	21	36	0	45	0	0	2
	0	1+	4+	0	2-	67-	14+	4+	8-	1+	35+	0	0	3+
01301	0	0	6	0	0	31	4	0	2	1	38	0	0	5
	0	0	6	0	0	59	2	8	7	0	38	0	0	2
	0	0	0	0	0	28-	2+	8-	5-	1+	0	0	0	3+
01302	0	0	1	0	0	6	2	6	0	0	5	0	0	0
	0	0	0	0	1	4	0	0	2	0	7	0	0	0
	0	0	1+	0	1-	2+	2+	6+	2-	0	2-	0	0	0
01303	0	0	1	0	0	9	1	8	3	0	10	0	0	0
	0	0	0	0	0	34	0	0	0	0	0	0	0	0
	0	0	1+	0	0	25-	1+	8+	3+	0	10+	0	0	0
01304	0	1	8	0	1	21	10	11	23	0	27	0	0	0
	0	0	6	0	2	37	1	13	27	0	0	0	0	0
	0	1+	2+	0	1-	16-	9+	2-	4-	0	27+	0	0	0
*****														
014AL	0	5	6	0	0	53	0	16	12	0	44	0	0	0
	0	5	16	0	2	29	0	10	22	0	60	0	0	0
	0	0	10-	0	2-	24+	0	4+	10-	0	16-	0	0	0

# PART I ARRESTS

		PART II ARRESTS BY CHARGE AND AGENCY TYPE				ARSON	FORGERY	FRAUD	EMBEZZLE	STOLEN PROPERTY	VANDAL	ILLEGAL WEAPONS
		JUVENILE	ADULTS	GRAND TOTAL	OTHER ASSAULTS							
*****												
RURAL	94	6	180	186	24	0	2	14	0	4	5	13
	93	11	187	198	53	1	1	9	0	0	3	7
	CHANGE	5-	7-	12-	29-	1-	1+	5+	0	4+	2+	6+
SHERIFF	94	4	66	70	13	0	1	14	0	4	0	8
	93	5	98	103	33	1	0	7	0	0	0	7
	CHANGE	1-	32-	33-	20-	1-	1+	7+	0	4+	0	1+
STATE POLICE	94	2	114	116	11	0	1	0	0	0	5	5
	93	6	89	95	20	0	1	2	0	0	3	0
	CHANGE	4-	25+	21+	9-	0	0	2-	0	0	2+	0+
MUNICIPAL	94	2	20	22	12	0	0	0	0	0	0	0
	93	2	29	31	9	0	2	0	0	0	0	0
	CHANGE	0	9-	9-	3+	0	2-	0	0	0	0	0
ROMNEY PD	94	2	20	22	12	0	0	0	0	0	0	0
	93	2	29	31	9	0	2	0	0	0	0	0
	CHANGE	0	9-	9-	3+	0	2-	0	0	0	0	0
*****												
HANCOCK CTY	TOTAL	94	112	1063	1175	209	2	50	1	13	36	19
	93	103	1148	1251	163	1	4	132	0	8	51	21
	CHANGE	9+	85-	76-	46+	1+	2-	82-	1+	5+	5+	2-
*****												
RURAL	94	4	350	354	62	1	2	46	0	2	11	2
	93	2	468	470	60	0	2	129	0	4	12	2
	CHANGE	2+	118-	116-	2+	1+	0	83-	0	2-	1-	0
SHERIFF	94	4	309	313	60	1	2	46	0	2	11	2
	93	2	403	405	59	0	2	129	0	3	12	2
	CHANGE	2+	94-	92-	1+	1+	0	83-	0	1-	1-	0
STATE POLICE	94	0	41	41	2	0	0	0	0	0	0	0
	93	0	65	65	1	0	0	0	0	1	0	0
	CHANGE	0	24-	24-	1+	0	0	0	0	1-	0	0
MUNICIPAL	94	108	713	821	147	1	0	4	1	11	25	17
	93	101	680	781	103	1	2	3	0	4	19	19
	CHANGE	7+	33+	40+	44+	0	2-	1+	1+	7+	6+	2-
CHESTER PD	94	0	65	65	14	0	0	0	0	2	1	0
	93	0	97	97	14	0	0	0	0	2	0	1
	CHANGE	0	32-	32-	0	0	0	0	0	0	1+	1-
WEIRTON PD	94	108	548	656	127	1	0	4	1	8	22	17
	93	100	542	642	86	0	2	3	0	2	19	18
	CHANGE	8+	6+	14+	41+	1+	2-	1+	1+	6+	3+	1-
NEW CUMBERLAND PD	94	0	100	100	6	0	0	0	0	1	2	0
	93	1	41	42	3	1	0	0	0	0	0	0
	CHANGE	1-	59+	58+	3+	1-	0	0	0	1+	2+	0
*****												
HARDY CTY	TOTAL	94	12	118	130	41	0	3	8	1	2	8
	93	18	111	129	26	0	5	9	0	1	10	10
	CHANGE	6-	7+	1+	15+	0	2-	1-	1+	1+	7-	2-
*****												
RURAL	94	7	63	70	25	0	1	5	1	1	3	3
	93	0	74	74	12	0	4	8	0	0	3	8
	CHANGE	7+	11-	4-	13+	0	3-	3-	1+	1+	0	5-
SHERIFF	94	0	5	5	0	0	0	0	0	1	0	3
	93	0	9	9	0	0	0	0	0	0	0	2
	CHANGE	0	4-	4-	0	0	0	0	0	1+	0	1+
STATE POLICE	94	7	58	65	25	0	1	5	1	0	3	0
	93	0	65	65	12	0	4	8	0	0	3	6
	CHANGE	7+	7-	0	13+	0	3-	3-	1+	0	0	6-
MUNICIPAL	94	5	55	60	16	0	2	3	0	1	0	5
	93	18	37	55	14	0	1	1	0	1	7	2
	CHANGE	13-	18+	5+	2+	0	1+	2+	0	0	7-	3+
MOOREFIELD PD	94	5	55	60	16	0	2	3	0	1	0	5
	93	18	37	55	14	0	1	1	0	1	7	2
	CHANGE	13-	18+	5+	2+	0	1+	2+	0	0	7-	3+
*****												
HARRISON CTY	TOTAL	94	149	1639	1788	266	2	20	237	1	11	48
	93	157	1931	2088	267	7	17	167	5	9	35	56
	CHANGE	8-	292-	300-	1-	5-	3+	70+	4-	2+	13+	15-
*****												
RURAL	94	64	649	713	123	2	5	217	0	2	22	6
	93	65	623	688	122	4	5	134	1	2	24	16
	CHANGE	1-	26+	25+	1+	4-	0	83+	1-	0	2-	10-
SHERIFF	94	59	505	564	100	0	4	217	0	1	19	6
	93	63	436	499	97	6	0	133	1	2	23	13
	CHANGE	4-	69+	65+	3+	6-	4+	84+	1-	1-	4-	7-
STATE POLICE	94	5	144	149	23	2	1	0	0	1	3	0
	93	2	187	189	25	0	5	1	0	1	3	0
	CHANGE	3+	43-	40-	2-	2+	4-	1-	0	1+	2+	3-
MUNICIPAL	94	85	990	1075	143	0	15	20	1	9	26	30
	93	92	1308	1400	145	1	12	33	4	7	11	35
	CHANGE	7-	318-	325-	2-	1-	3+	13-	3-	2+	15+	5-

# PART I I ARRESTS

	COML VICE	SEX OFFENSES	PART II NARCOTIC AND DRUG	GAMBLING	ARRESTS BY FAMILY OFFENSES	DRIVING UND INFL	LIQUOR LAWS	AGENCY TYPE DRUNK-ENNESS	DISORD CONDUCT	VAGRANCY	OTHER OFFENSES	SUSPICION	CURFEM LOITER	RUN-AWAYS
014RU	0	5	6	0	0	52	0	13	4	0	44	0	0	0
	0	3	15	0	2	28	0	10	6	0	60	0	0	0
	0	2+	9-	0	2-	24+	0	3+	2-	0	16-	0	0	0
01450	0	0	0	0	0	11	0	0	2	0	17	0	0	0
	0	0	2	0	2	8	0	1	4	0	38	0	0	0
	0	0	2-	0	2-	3+	0	1-	2-	0	21-	0	0	0
0145P	0	5	6	0	0	41	0	13	2	0	27	0	0	0
	0	3	13	0	0	20	0	9	2	0	22	0	0	0
	0	2+	7-	0	0	21+	0	4+	0	0	5+	0	0	0
014ZZ	0	0	0	0	0	1	0	1	8	0	0	0	0	0
	0	2	1	0	0	1	0	0	16	0	0	0	0	0
	0	2-	1-	0	0	0	0	1+	8-	0	0	0	0	0
01401	0	0	0	0	0	1	0	1	8	0	0	0	0	0
	0	2	1	0	0	1	0	0	16	0	0	0	0	0
	0	2-	1-	0	0	0	0	1+	8-	0	0	0	0	0
015AL	0	7	21	0	12	339	28	164	50	0	162	0	29	31
	1	2	25	2	0	399	20	180	66	6	152	0	35	3
	1-	5+	4-	2-	12+	60-	8+	16-	16-	6-	10+	0	6-	28+
015RU	0	3	3	0	7	134	0	5	7	0	69	0	0	0
	1	1	6	2	0	166	0	13	7	0	65	0	0	0
	1-	2+	3-	2-	7+	32-	0	8-	0	0	4+	0	0	0
01550	0	3	1	0	7	97	0	5	7	0	69	0	0	0
	1	1	5	2	0	105	0	13	7	0	64	0	0	0
	1-	2+	4-	2-	7+	8-	0	8-	0	0	5+	0	0	0
0155P	0	0	2	0	0	37	0	0	0	0	0	0	0	0
	0	0	1	0	0	61	0	0	0	0	1	0	0	0
	0	0	1+	0	0	24-	0	0	0	0	1-	0	0	0
015ZZ	0	4	18	0	5	205	28	159	43	0	93	0	29	31
	0	1	19	0	0	233	20	167	59	6	87	0	35	3
	0	3+	1-	0	5+	28-	8+	8-	16-	6-	6+	0	6-	28+
01501	0	0	0	0	2	22	0	1	4	0	19	0	0	0
	0	1	0	0	0	20	0	6	9	0	44	0	0	0
	0	1-	0	0	2+	2+	0	5-	5-	0	25-	0	0	0
01502	0	2	11	0	1	141	28	153	32	0	48	0	29	31
	0	0	19	0	0	188	20	155	46	6	40	0	35	3
	0	2+	8-	0	1+	47-	8+	2-	14-	6-	8+	0	6-	28+
01503	0	2	7	0	2	42	0	5	7	0	26	0	0	0
	0	0	0	0	0	25	0	6	4	0	3	0	0	0
	0	2+	7+	0	2+	17+	0	1-	3+	0	23+	0	0	0
016AL	0	4	4	0	1	35	0	0	3	0	17	0	0	0
	1	6	12	0	1	25	0	3	0	0	14	0	0	6
	1-	2-	8-	0	0	10+	0	3-	3+	0	3+	0	0	6-
016RU	0	3	1	0	1	11	0	0	0	0	15	0	0	0
	1	5	10	0	1	13	0	3	0	0	6	0	0	0
	1-	2-	9-	0	0	2-	0	3-	0	0	9+	0	0	0
01650	0	1	0	0	0	0	0	0	0	0	0	0	0	0
	0	0	7	0	0	0	0	0	0	0	0	0	0	0
	0	1+	7-	0	0	0	0	0	0	0	0	0	0	0
0165P	0	2	1	0	1	11	0	0	0	0	15	0	0	0
	1	5	3	0	1	13	0	3	0	0	6	0	0	0
	1-	3-	2-	0	0	2-	0	3-	0	0	9+	0	0	0
016ZZ	0	1	3	0	0	24	0	0	3	0	2	0	0	0
	0	1	2	0	0	12	0	0	0	0	8	0	0	6
	0	0	1+	0	0	12+	0	0	3+	0	6-	0	0	6-
01601	0	1	3	0	0	24	0	0	3	0	2	0	0	0
	0	1	2	0	0	12	0	0	0	0	8	0	0	6
	0	0	1+	0	0	12+	0	0	3+	0	6-	0	0	6-
017AL	0	9	71	0	31	232	98	375	26	0	296	0	11	18
	3	14	48	0	26	269	59	712	32	0	321	0	23	23
	3-	5-	23+	0	5+	37-	39+	337-	6-	0	25-	0	12-	5-
017RU	0	3	21	0	7	100	10	59	3	0	131	0	0	2
	0	2	19	0	12	104	0	87	0	0	146	0	0	8
	0	1+	2+	0	5-	4-	10+	28-	3+	0	15-	0	0	6-
01750	0	3	13	0	6	51	9	24	3	0	106	0	0	2
	0	2	16	0	10	36	0	36	0	0	116	0	0	8
	0	1+	3-	0	4-	15+	9+	12-	3+	0	10-	0	0	6-
0175P	0	0	8	0	1	49	1	35	0	0	25	0	0	0
	0	0	3	0	2	68	0	51	0	0	30	0	0	0
	0	0	5+	0	1-	19-	1+	16-	0	0	5-	0	0	0
017ZZ	0	6	50	0	24	132	88	316	23	0	165	0	11	16
	3	12	29	0	14	165	59	625	32	0	175	0	23	15
	3-	6-	21+	0	10+	33-	29+	309-	9-	0	10-	0	12-	1+

# PART II ARRESTS

		PART II ARRESTS BY CHARGE AND AGENCY TYPE			ARSON	FORGERY	FRAUD	EMBEZZLE	STOLCH PROPERTY	VANDAL	ILLEGAL WEAPONS	
		JUVENILE	ADULTS	GRAND TOTAL	OTHER ASSAULTS							
BRIDGEPORT PD	94	4	83	87	5	0	0	9	1	2	6	5
	93	22	141	163	14	0	0	15	3	1	2	2
	CHANGE	18-	58-	76-	9-	0	0	6-	2-	1+	4+	3+
CLARKSBURG PD	94	37	703	740	114	0	12	11	0	6	0	18
	93	33	904	937	109	1	12	18	1	2	0	28
	CHANGE	4+	201-	197-	5+	1-	0	7-	1-	4+	0	10-
SALEM PD	94	1	96	97	12	0	0	0	0	1	0	2
	93	3	107	110	12	0	0	0	0	2	1	2
	CHANGE	2-	11-	13-	0	0	0	0	0	1-	1-	0
SHINNSTON PD	94	19	40	59	0	0	0	0	0	0	0	0
	93	24	57	81	2	0	0	0	0	0	2	2
	CHANGE	5-	17-	22-	2-	0	0	0	0	0	2-	2-
STONEHOOD PD	94	18	16	34	5	0	2	0	0	0	16	1
	93	7	31	38	2	0	0	0	0	0	4	1
	CHANGE	11+	15-	4-	3+	0	2+	0	0	0	12+	0
ANMOORE PD	94	6	28	34	5	0	1	0	0	0	4	3
	93	3	34	37	6	0	0	0	0	1	1	0
	CHANGE	3+	6-	3-	1-	0	1+	0	0	1-	3+	3+
NUTTER FORT PD	94	0	17	17	2	0	0	0	0	0	0	0
	93	0	32	32	0	0	0	0	0	0	1	0
	CHANGE	0	15-	15-	2+	0	0	0	0	0	1-	0
LUMBERPORT PD	94	0	7	7	0	0	0	0	0	0	0	1
	93	0	2	2	0	0	0	0	0	1	0	0
	CHANGE	0	5+	5+	0	0	0	0	0	1-	0	1+
*****												
JACKSON CTY TOTAL	94	67	398	465	41	0	3	93	0	3	21	28
	93	50	445	495	54	1	4	104	0	2	9	28
	CHANGE	17+	47-	30-	13-	1-	1-	11-	0	1+	12+	2+
*****												
RURAL	94	3	310	313	21	0	3	93	0	3	9	25
	93	1	319	320	39	0	3	104	0	2	0	23
	CHANGE	2+	9-	7-	18-	0	0	11-	0	1+	9+	2+
SHERIFF	94	2	265	267	17	0	1	92	0	0	9	23
	93	1	284	287	36	0	1	104	0	2	0	23
	CHANGE	1+	21-	20-	19-	0	0	12-	0	2-	9+	0
STATE POLICE	94	1	45	46	4	0	2	1	0	3	0	2
	93	0	33	33	3	0	2	0	0	0	0	0
	CHANGE	1+	12+	13+	1+	0	0	1+	0	3+	0	2+
MUNICIPAL	94	64	88	152	20	0	0	0	0	0	12	3
	93	49	126	175	15	1	1	0	0	0	9	3
	CHANGE	15+	38-	23-	5+	1-	1-	0	0	0	3+	0
RAVENSWOOD PD	94	64	61	125	16	0	0	0	0	0	12	1
	93	49	72	121	8	1	0	0	0	0	7	2
	CHANGE	15+	11-	4+	8+	1-	1-	0	0	0	5+	1-
RIPLEY PD	94	0	27	27	4	0	0	0	0	0	0	2
	93	0	54	54	7	0	0	0	0	0	2	1
	CHANGE	0	27-	27-	3-	0	0	0	0	0	2-	1+
*****												
JEFFERSON CTY TOTAL	94	65	787	852	157	0	5	91	2	7	19	16
	93	39	638	677	107	1	7	86	0	5	19	14
	CHANGE	26+	149+	175+	50+	1-	2-	5+	2+	2+	0	2+
*****												
RURAL	94	16	404	420	86	0	3	91	2	4	14	12
	93	6	389	395	65	1	4	85	0	2	6	8
	CHANGE	10+	15+	25+	21+	1-	1-	6+	2+	2+	8+	4+
SHERIFF	94	0	117	117	8	0	1	86	0	0	0	6
	93	0	173	173	24	0	1	83	0	0	1	6
	CHANGE	0	56-	56-	16-	0	0	3+	0	0	1-	0
STATE POLICE	94	16	287	303	78	0	2	5	2	4	14	6
	93	6	216	222	41	1	3	2	0	2	5	2
	CHANGE	10+	71+	81+	37+	1-	1-	3+	2+	2+	9+	4+
MUNICIPAL	94	49	383	432	71	0	2	0	0	3	5	4
	93	33	249	282	42	0	3	1	0	3	13	6
	CHANGE	16+	134+	150+	29+	0	1-	1-	0	0	8-	2-
CHARLES TOWN PD	94	48	253	301	62	0	1	0	0	2	5	3
	93	31	148	179	37	0	1	0	0	0	12	6
	CHANGE	17+	105+	122+	25+	0	0	0	0	2+	7-	3-
SHEPHERDSTOWN PD	94	0	0	0	0	0	0	0	0	0	0	0
	93	0	0	0	0	0	0	0	0	0	0	0
	CHANGE	0	0	0	0	0	0	0	0	0	0	0
RAISON PD	94	0	91	91	8	0	0	0	0	0	0	1
	93	1	82	83	2	0	2	1	0	0	1	0
	CHANGE	1-	9+	8+	6+	0	2-	1-	0	0	1-	1+
HARPERS FERRY PD	94	1	39	40	1	0	1	0	0	1	0	0
	93	1	19	20	3	0	0	0	0	3	0	0
	CHANGE	0	20+	20+	2-	0	1+	0	0	2-	0	0
*****												
KANAWHA CTY TOTAL	94	479	6606	7085	801	9	73	255	10	123	124	153
	93	446	6515	6961	675	12	40	365	4	99	80	158
	CHANGE	33+	91+	124+	126+	3-	33+	110-	6+	24+	44+	5-

# PART I I ARRESTS

	COMPL VICE	SEX OFFENSES	NARCOTIC AND DRUG	PART II GAMBLING	ARRESTS FAMILY OFFENSES	BY CHARGE DRIVING UND INFL	AND LIQUOR LAWS	AGENCY TYPE DRUNK-ENNESS	DISORD CONDUCT	VAGRANCY	OTHER OFFENSES	SUSPICION	CURFEW LOITER	RUN-AWAYS
01701	0 0 0	2 0 2+	9 5 4+	0 0 0	1 0 1+	15 26 11-	4 21 17-	19 39 20-	1 12 11-	0 0 0	4 12 8-	0 0 0	0 7 7-	4 4 0
01702	0 3 3-	1 10 9-	34 23 11+	0 0 0	20 10 10+	56 62 6-	72 38 34+	225 491 266-	14 15 1-	0 0 0	144 107 37+	0 0 0	2 1 1+	11 6 5+
01703	0 0 0	1 1 0	5 1 4+	0 0 0	1 1 0	38 35 3+	8 0 8+	15 21 6-	3 1 2+	0 0 0	10 32 22-	0 0 0	0 0 0	1 1 0
01704	0 0 0	0 0 0	0 0 0	0 0 0	1 2 1-	5 8 3-	3 0 3+	38 45 7-	3 3 0	0 0 0	0 0 0	0 0 0	9 15 6-	0 2 2-
01705	0 0 0	0 0 0	0 0 0	0 0 0	0 0 0	0 12 12-	0 0 0	8 12 4-	2 1 1+	0 0 0	0 4 4-	0 0 0	0 0 0	0 2 2-
01706	0 0 0	0 1 1-	1 0 1+	0 0 0	0 0 0	14 11 3+	1 0 1+	0 10 10-	0 0 0	0 0 0	5 7 2-	0 0 0	0 0 0	0 0 0
01707	0 0 0	2 0 2+	1 0 1+	0 0 0	1 1 0	4 11 7-	0 0 0	5 6 1-	0 0 0	0 0 0	2 13 11-	0 0 0	0 0 0	0 0 0
01708	0 0 0	0 0 0	0 0 0	0 0 0	0 0 0	0 0 0	0 0 0	6 1 5+	0 0 0	0 0 0	0 0 0	0 0 0	0 0 0	0 0 0
018AL	0 0 0	7 2 5+	5 3 2+	0 0 0	6 1 5+	129 134 5-	18 25 7-	19 16 3+	6 11 5-	0 0 0	76 92 16-	0 0 0	0 0 0	10 11 1-
018RU	0 0 0	7 2 5+	5 2 3+	0 0 0	6 1 5+	96 76 20+	5 4 1+	2 4 2-	0 0 0	0 0 0	38 60 22-	0 0 0	0 0 0	0 0 0
018SO	0 0 0	0 1 1-	3 1 2+	0 0 0	5 0 5+	78 57 21+	3 4 1-	0 0 0	0 0 0	0 0 0	36 58 22-	0 0 0	0 0 0	0 0 0
018SP	0 0 0	7 1 6+	2 1 1+	0 0 0	1 1 0	18 19 1-	2 0 2+	2 4 2-	0 0 0	0 0 0	2 2 0	0 0 0	0 0 0	0 0 0
018ZZ	0 0 0	0 0 0	0 1 1-	0 0 0	0 0 0	33 58 25-	13 21 8-	17 12 5+	6 11 5-	0 0 0	38 32 6+	0 0 0	0 0 0	10 11 1-
01801	0 0 0	0 0 0	0 1 1-	0 0 0	0 0 0	24 45 21-	8 6 2+	17 9 8+	1 2 1-	0 0 0	36 28 8+	0 0 0	0 0 0	10 11 1-
01802	0 0 0	0 0 0	0 0 0	0 0 0	0 0 0	9 13 4-	5 15 10-	0 3 3-	5 9 4-	0 0 0	2 4 2-	0 0 0	0 0 0	0 0 0
019AL	0 0 0	4 6 22+	70 48 22+	3 3+ 0	1 1 0	105 110 5-	47 14 33+	154 118 16+	16 18 2-	2 0 2+	150 115 35+	0 0 0	22 6 16+	1 4 3-
019RU	0 0 0	3 3 0	35 10 25+	0 0 0	0 1 1-	66 83 17-	0 0 0	50 47 3+	3 8 5-	0 0 0	51 72 21-	0 0 0	0 0 0	0 0 0
019SO	0 0 0	0 0 0	4 4 0	0 0 0	0 1 1-	1 4 3-	0 0 0	5 6 1-	1 3 2-	0 0 0	5 40 35-	0 0 0	0 0 0	0 0 0
019SP	0 0 0	3 3 0	31 6 25+	0 0 0	0 0 0	65 79 14-	0 0 0	45 41 4+	2 5 3-	0 0 0	46 32 14+	0 0 0	0 0 0	0 0 0
019ZZ	0 0 0	1 1 0	35 38 3-	3 0 3+	1 0 1+	39 27 12+	47 14 33+	84 71 13+	13 10 3+	2 0 2+	99 43 56+	0 0 0	22 6 16+	1 4 3-
01901	0 0 0	1 1 0	23 29 6-	3 0 3+	1 0 1+	5 1 4+	35 14 21+	36 20 16+	8 6 2+	0 0 0	94 43 51+	0 0 0	22 6 16+	0 3 3-
01902	0 0 0	0 0 0	0 0 0	0 0 0	0 0 0	0 0 0	0 0 0	0 0 0	0 0 0	0 0 0	0 0 0	0 0 0	0 0 0	0 0 0
01903	0 0 0	0 0 0	9 9 0	0 0 0	0 0 0	14 14 2+	12 0 12+	45 50 5-	0 4 4-	0 0 0	0 0 0	0 0 0	0 0 0	0 0 0
01904	0 0 0	0 0 0	3 0 3+	0 0 0	0 0 0	18 12 6+	0 0 0	3 1 2+	5 0 5+	2 0 2+	5 0 5+	0 0 0	0 0 0	1 1 0
020AL	63 46 17+	18 17 1+	536 547 11-	1 5 4-	26 8 18+	574 659 85-	141 170 29-	2627 2770 143-	136 124 12+	2 0 2+	1309 1096 213+	0 0 0	83 59 24+	21 27 6-

# PART II ARRESTS

		PART II ARRESTS BY CHARGE AND AGENCY TYPE			ARSON	FORGERY	FRAUD	EMBEZZLE	STOLEN PROPERTY	VANDAL	ILLEGAL WEAPONS	
		JUVENILE	ADULTS	GRAND TOTAL	OTHER ASSAULTS							
*****												
RURAL	94	70	1541	1611	219	4	28	219	3	23	37	39
	93	57	1602	1659	197	3	19	336	1	11	15	36
	CHANGE	13+	61-	48-	22+	1+	9+	117-	2+	12+	22+	3+
SHERIFF	94	45	1101	1146	158	0	8	209	3	9	24	32
	93	45	1184	1229	138	1	6	328	1	5	12	19
	CHANGE	0	83-	83-	20+	1-	2+	119-	2+	4+	12+	13+
STATE POLICE	94	25	440	465	61	4	20	10	0	14	13	7
	93	12	418	430	59	2	13	8	0	6	3	17
	CHANGE	13+	22+	35+	2+	2+	7+	2+	0	8+	10+	10-
MUNICIPAL	94	409	5065	5474	582	5	45	36	7	100	87	114
	93	389	4913	5302	478	9	21	29	3	88	65	122
	CHANGE	20+	152+	172+	104+	4-	24+	7+	4+	12+	22+	8-
BELLE PD	94	3	10	13	6	0	0	0	0	0	0	0
	93	0	4	4	1	0	0	0	0	0	0	1
	CHANGE	3+	6+	9+	5+	0	0	0	0	0	0	1-
CHARLESTON PD	94	219	3609	3828	415	3	37	36	7	55	75	80
	93	228	3693	3921	370	2	16	22	3	70	54	94
	CHANGE	9-	84-	93-	45+	1+	21+	14+	4+	15-	21+	14-
DUNBAR PD	94	19	129	148	56	0	0	0	0	2	4	5
	93	19	112	131	26	0	2	0	0	1	5	1
	CHANGE	0	17+	17+	30+	0	2-	5-	0	1+	1-	4+
NITRO PD	94	33	57	90	16	2	1	0	0	3	8	1
	93	38	45	83	10	4	0	0	0	2	0	0
	CHANGE	5-	12+	7+	6+	2-	1+	0	0	1+	8+	1+
ST ALBANS PD	94	0	511	511	0	0	3	0	0	19	0	3
	93	0	298	298	2	0	0	1	0	0	0	4
	CHANGE	0	213+	213+	2-	0	3+	1-	0	19+	0	1-
SOUTH CHARLESTON PD	94	123	613	736	78	0	2	0	0	19	0	24
	93	82	605	687	48	3	1	0	0	14	0	17
	CHANGE	41+	8+	49+	30+	3-	1+	0	0	5+	0	7+
CHESAPEAKE PD	94	10	27	37	1	0	0	0	0	0	0	0
	93	3	33	36	0	0	0	0	0	0	0	0
	CHANGE	7+	6-	1+	1+	0	0	0	0	0	0	0
MARMET PD	94	0	53	53	6	0	0	0	0	0	0	1
	93	2	35	37	5	0	0	0	0	0	0	0
	CHANGE	2-	18+	16+	1+	0	0	0	0	0	0	1+
CLENDEMIN PD	94	0	21	21	1	0	2	0	0	0	0	0
	93	14	27	41	0	0	1	0	0	1	6	0
	CHANGE	14-	6-	20-	1+	0	1+	0	0	1-	6-	0
CEDAR GROVE PD	94	2	24	26	0	0	0	0	0	0	0	0
	93	0	36	36	0	0	0	0	0	0	0	5
	CHANGE	2+	12-	10-	0	0	0	0	0	0	0	5-
W VA ST COLLEGE SECURITY	94	0	11	11	3	0	0	0	0	2	0	0
	93	3	25	28	16	0	1	1	0	0	0	0
	CHANGE	3-	14-	17-	13-	0	1-	1-	0	2+	0	0
*****												
LENIS CTY TOTAL	94	22	268	290	63	0	5	45	0	1	7	3
	93	24	349	373	64	0	0	14	1	6	6	5
	CHANGE	2-	81-	83-	1-	0	0	31+	1-	5-	1+	2-
*****												
RURAL	94	8	197	205	26	0	3	45	0	0	6	3
	93	15	235	250	33	0	5	14	1	6	6	2
	CHANGE	7-	38-	45-	7-	0	2-	31+	1-	6-	0	1+
SHERIFF	94	7	117	124	16	0	2	44	0	0	6	3
	93	2	138	140	31	0	1	10	1	0	6	2
	CHANGE	5+	21-	16-	15-	0	1+	34+	1-	0	0	1+
STATE POLICE	94	1	80	81	10	0	1	1	0	0	0	0
	93	13	97	110	2	0	4	4	0	6	0	0
	CHANGE	12-	17-	29-	8+	0	3-	3-	0	6-	0	0
MUNICIPAL	94	14	71	85	37	0	2	0	0	1	1	0
	93	9	114	123	31	0	0	0	0	0	0	3
	CHANGE	5+	43-	38-	6+	0	2+	0	0	1+	1+	3-
WESTON PD	94	14	71	85	37	0	2	0	0	1	1	0
	93	9	114	123	31	0	0	0	0	0	0	3
	CHANGE	5+	43-	38-	6+	0	2+	0	0	1+	1+	3-
*****												
LINCOLN CTY TOTAL	94	22	429	451	133	2	1	0	0	20	39	33
	93	17	468	485	148	7	10	3	0	8	67	46
	CHANGE	5+	39-	34-	15-	5-	9-	5-	0	12+	28-	13-
*****												
RURAL	94	22	429	451	133	2	1	0	0	20	39	33
	93	17	468	485	148	7	10	3	0	8	67	46
	CHANGE	5+	39-	34-	15-	5-	9-	3-	0	12+	28-	13-
SHERIFF	94	0	7	7	0	0	0	0	0	0	0	5
	93	1	5	6	1	0	0	0	0	0	0	5
	CHANGE	1-	2+	1+	1-	0	0	0	0	0	0	0
STATE POLICE	94	22	422	444	133	2	1	0	0	20	39	28
	93	16	463	479	147	7	10	3	0	8	67	41
	CHANGE	6+	41-	35-	14-	5-	9-	3-	0	12+	28-	13-



# PART I ARRESTS

	COML VICE	SEX OFFENSES	PART II NARCOTIC AND DRUG	GAMBLING	ARRESTS BY CHARGE FAMILY OFFENSES	DRIVING UND INFL	AND LIQUOR LAHS	AGENCY TYPE DRUNK-ENNESS	DISORD CONDUCT	VAGRANCY	OTHER OFFENSES	SUSPICION LOITER	CURFEM LOITER	RUN-AWAYS
020RU	0	4	81	1	6	226	0	231	7	0	482	0	0	1
	0	5	58	0	8	255	3	338	1	0	364	0	0	9
	0	1-	23+	1+	2-	29-	3-	107-	6+	0	118+	0	0	8-
020S0	0	2	49	0	3	96	0	179	7	0	367	0	0	0
	0	1	29	0	2	127	1	260	1	0	294	0	0	4
	0	1+	20+	0	1+	31-	1-	81-	6+	0	73+	0	0	4-
020SP	0	2	32	1	3	130	0	52	0	0	115	0	0	1
	0	4	29	0	6	128	2	78	0	0	70	0	0	5
	0	2-	3+	1+	3-	2+	2-	26-	0	0	45+	0	0	4-
020Z2	63	14	455	0	20	348	141	2396	129	2	827	0	83	20
	46	7	489	5	0	404	167	1932	123	0	732	0	59	18
	17+	2+	34-	5-	20+	56-	26-	36-	6+	2+	95+	0	24+	2+
02001	0	0	0	0	0	4	0	2	0	0	1	0	0	0
	0	0	0	0	0	0	0	2	0	0	0	0	0	0
	0	0	0	0	0	4+	0	0	0	0	1+	0	0	0
02002	63	13	347	0	6	141	118	1803	69	0	555	0	0	5
	46	7	378	4	0	184	110	1996	62	0	498	0	4	1
	17+	6+	31-	4-	6+	43-	8+	193-	7+	0	57+	0	4-	4+
02003	0	0	2	0	0	17	0	45	4	0	10	0	2	1
	0	0	2	0	0	29	2	36	1	0	16	0	3	2
	0	0	0	0	0	12-	2-	9+	3+	0	6-	0	1-	1-
02004	0	0	14	0	1	7	0	3	9	0	5	0	16	4
	0	0	12+	0	1+	12	0	2	9	0	30	0	12	0
	0	0	0	0	0	5-	0	1+	0	0	25-	0	4+	4+
02005	0	0	12	0	13	96	10	267	0	0	88	0	0	0
	0	0	3	0	0	93	8	133	0	0	54	0	0	0
	0	0	9+	0	13+	3+	2+	134+	0	0	34+	0	0	0
02006	0	0	70	0	0	62	12	232	36	1	136	0	60	4
	0	5	97	1	0	55	46	209	35	0	110	0	37	9
	0	5-	27-	1-	0	7+	34-	23+	1+	1+	26+	0	23+	5-
02007	0	0	2	0	0	3	0	12	8	0	2	0	5	4
	0	0	1	0	0	6	1	11	14	0	0	0	0	3
	0	0	1+	0	0	3-	1-	1+	6-	0	2+	0	5+	1+
02008	0	0	6	0	0	5	0	10	0	0	25	0	0	0
	0	0	1	0	0	7	0	5	0	0	19	0	0	0
	0	0	5+	0	0	2-	0	5+	0	0	6+	0	0	0
02014	0	1	0	0	0	6	0	8	2	1	0	0	0	0
	0	0	3	0	0	4	0	20	0	0	0	0	3	3
	0	1+	3-	0	0	2+	0	12-	2+	1+	0	0	3-	3-
02016	0	0	0	0	0	7	0	14	1	0	2	0	0	2
	0	0	2	0	0	14	0	15	0	0	0	0	0	0
	0	0	2-	0	0	7-	0	1-	1+	0	2+	0	0	2+
02020	0	0	2	0	0	0	1	0	0	0	3	0	0	0
	0	0	0	0	0	0	0	3	2	0	5	0	0	0
	0	0	2+	0	0	0	1+	3-	2-	0	2-	0	0	0
021AL	0	1	26	0	7	54	0	19	2	0	51	0	0	6
	0	1	30	0	5	59	0	70	1	0	93	0	0	13
	0	0	4-	0	2+	5-	0	51-	1+	0	42-	0	0	7-
021RU	0	1	25	0	6	41	0	8	0	0	39	0	0	2
	0	0	28	0	2	44	0	19	0	0	82	0	0	8
	0	1+	3-	0	4+	3-	0	11-	0	0	43-	0	0	6-
021S0	0	0	12	0	4	1	0	1	0	0	33	0	0	2
	0	0	10	0	0	5	0	5	0	0	68	0	0	1
	0	0	2+	0	4+	4-	0	4-	0	0	35-	0	0	1+
021SP	0	1	13	0	2	40	0	7	0	0	6	0	0	0
	0	0	18	0	2	39	0	14	0	0	14	0	0	7
	0	1+	5-	0	0	1+	0	7-	0	0	8-	0	0	7-
021Z2	0	0	1	0	1	13	0	11	2	0	12	0	0	4
	0	1	2	0	3	15	0	51	1	0	11	0	0	5
	0	1-	1-	0	2-	2-	0	40-	1+	0	1+	0	0	1-
02101	0	0	1	0	1	13	0	11	2	0	12	0	0	4
	0	1	2	0	3	15	0	51	1	0	11	0	0	5
	0	1-	1-	0	2-	2-	0	40-	1+	0	1+	0	0	1-
022AL	0	3	41	0	4	80	0	28	0	0	66	0	0	1
	0	5	14	0	0	51	0	54	0	3	66	0	0	3
	0	2-	27+	0	4+	29+	0	26-	0	3-	0	0	0	2-
022RU	0	3	41	0	4	80	0	28	0	0	66	0	0	1
	0	5	14	0	0	51	0	54	0	3	66	0	0	3
	0	2-	27+	0	4+	29+	0	26-	0	3-	0	0	0	2-
022S0	0	0	2	0	0	0	0	0	0	0	0	0	0	0
	0	0	0	0	0	0	0	0	0	0	0	0	0	0
	0	0	2+	0	0	0	0	0	0	0	0	0	0	0
022SP	0	3	39	0	4	80	0	28	0	0	66	0	0	1
	0	5	14	0	0	51	0	54	0	3	66	0	0	3
	0	2-	25+	0	4+	29+	0	26-	0	3-	0	0	0	2-

# PART I ARRESTS

		PART II ARRESTS BY CHARGE AND AGENCY TYPE				ARSON	FORGERY	FRAUD	EMBEZZLE	STOLEN PROPERTY	VANDAL	ILLGAL WEAPONS
		JUVENILE	ADULTS	GRAND TOTAL	OTHER ASSAULTS							
LOGAN CTY	TOTAL	94	1219	1291	117	2	1	6	1	16	17	47
	93	72	1106	1160	93	5	5	6	3	6	5	28
	CHANGE	18+	113+	131+	24+	3-	4-	0	2-	10+	12+	19+
*****												
	RURAL	94	50	762	812	1	1	6	1	15	17	31
	93	19	653	672	52	0	5	6	3	6	3	9
	CHANGE	31+	109+	140+	20+	1+	4-	0	2-	9+	14+	22+
	SHERIFF	94	1	248	249	0	0	4	1	3	0	16
	93	0	132	132	9	3	5	3	1	0	0	4
	CHANGE	1+	116+	117+	26+	0	3-	1-	2-	2+	0	12+
	STATE POLICE	94	49	514	563	1	1	2	0	12	17	15
	93	19	521	540	73	0	2	1	5	3	5	
	CHANGE	30+	7-	23+	6-	1+	1-	1+	0	7+	14+	10+
	MUNICIPAL	94	22	457	479	1	0	0	0	1	0	16
	93	35	453	488	11	5	0	0	0	2	19	
	CHANGE	13-	4+	9-	4+	4-	0	0	0	1+	2-	3-
	LOGAN PD	94	22	308	330	1	0	0	0	1	0	11
	93	35	320	355	9	5	0	0	0	2	12	
	CHANGE	13-	12-	25-	1+	4-	0	0	0	1+	2-	1-
	MAN PD	94	0	50	50	0	0	0	0	0	0	1
	93	0	29	29	1	0	0	0	0	0	0	4
	CHANGE	0	21+	21+	1-	0	0	0	0	0	0	3-
	CHAPMANVILLE PD	94	0	99	99	0	0	0	0	0	0	4
	93	0	104	104	1	0	0	0	0	0	0	3
	CHANGE	0	5-	5-	4+	0	0	0	0	0	0	1+
	MITCHELL HEIGHTS PD	94	0	0	0	0	0	0	0	0	0	0
	93	0	0	0	0	0	0	0	0	0	0	0
	CHANGE	0	0	0	0	0	0	0	0	0	0	0
*****												
MCDOWELL CTY	TOTAL	94	10	1182	1192	2	10	166	0	7	29	30
	93	7	1174	1181	193	2	9	173	1	10	47	26
	CHANGE	3+	8+	11+	18+	0	1+	7-	1-	3-	18-	4+
*****												
	RURAL	94	4	1032	1036	2	8	166	0	5	29	21
	93	3	1060	1063	188	1	8	173	1	6	47	25
	CHANGE	1+	28-	27-	7-	1+	0	7-	1-	1-	18-	4-
	SHERIFF	94	0	807	807	2	2	165	0	3	9	9
	93	0	849	849	139	1	8	173	0	5	31	21
	CHANGE	0	42-	42-	7-	1+	6-	8-	2-	2-	22-	12-
	STATE POLICE	94	4	225	229	0	6	1	0	2	20	12
	93	3	211	214	49	0	0	0	1	1	16	4
	CHANGE	1+	14+	15+	0	0	6+	1+	1-	1+	4+	8+
	MUNICIPAL	94	6	150	156	0	2	0	0	2	0	9
	93	4	114	118	5	1	1	0	0	4	0	1
	CHANGE	2+	36+	38+	25+	1-	1+	0	0	2-	0	8+
	HAR PD	94	0	0	0	0	0	0	0	0	0	0
	93	0	0	0	0	0	0	0	0	0	0	0
	CHANGE	0	0	0	0	0	0	0	0	0	0	0
	MELCH PD	94	2	130	132	0	2	0	0	1	0	7
	93	0	96	96	3	1	1	0	0	4	0	1
	CHANGE	2+	34+	36+	24+	1-	1+	0	0	3-	0	6+
	NORTH FORM PD	94	4	12	16	0	0	0	0	1	0	2
	93	4	8	12	0	0	0	0	0	0	0	0
	CHANGE	0	4+	4+	2+	0	0	0	0	1+	0	2+
	DAVY PD	94	0	3	3	0	0	0	0	0	0	0
	93	0	1	1	0	0	0	0	0	0	0	0
	CHANGE	0	2+	2+	0	0	0	0	0	0	0	0
	KIMBALL PD	94	0	5	5	1	0	0	0	0	0	0
	93	0	9	9	2	0	0	0	0	0	0	0
	CHANGE	0	4-	4-	1-	0	0	0	0	0	0	0
*****												
MARION CTY	TOTAL	94	42	1380	1422	3	9	330	3	7	20	13
	93	47	1060	1107	184	2	19	177	0	5	17	30
	CHANGE	5-	320+	315+	27+	1+	10-	153+	3+	2+	3+	17-
*****												
	RURAL	94	11	720	731	0	2	327	0	1	18	1
	93	13	432	445	91	0	4	147	0	1	10	7
	CHANGE	2-	288+	286+	14-	0	2-	160+	0	1+	8+	6-
	SHERIFF	94	3	603	606	0	2	324	0	0	14	0
	93	8	355	363	89	0	2	165	0	0	9	2
	CHANGE	5-	248+	243+	19-	0	0	159+	0	0	5+	2-
	STATE POLICE	94	8	117	125	0	0	3	0	1	4	1
	93	5	77	82	2	2	2	0	0	1	5	
	CHANGE	3+	40+	43+	5+	0	2-	1+	0	1+	3+	4-
	MUNICIPAL	94	31	660	691	3	7	3	3	6	2	12
	93	34	628	662	93	2	15	10	5	7	7	23
	CHANGE	3-	32+	29+	41+	1+	8-	7-	3+	1+	5-	11-
	FAIRMONT PD	94	30	623	653	3	7	3	3	6	1	12
	93	32	601	633	90	0	15	10	5	7	7	22
	CHANGE	2-	22+	20+	39+	3+	8-	7-	3+	1+	6-	10-

# PART II ARRESTS

	COMPL VICE	SEX OFFENSES	MARCOTIC AND DRUG	PART II GAMBLING	ARRESTS BY CHARGE FAMILY OFFENSES	DRIVING UND INFL	LIQUOR LAWS	DRUNK-ENNESS	DISORD CONDUCT	VAGRANCY	OTHER OFFENSES	SUSPICION LOITER	CURFEW LOITER	RUI-AMAYS
023AL	1 0 1+	0 4 4-	159 141 18+	0 0 0	13 3 10+	416 385 31+	18 1 17+	310 353 43-	27 17 10+	0 0 0	105 94 11+	0 0 0	4 5 1-	31 6 25+
023RU	0 0 0	0 4 4-	120 129 9-	0 0 0	8 1 7+	232 219 13+	12 0 12+	141 113 28+	1 0 1+	0 0 0	95 86 9+	0 0 0	0 0 0	29 6 23+
023S0	0 0 0	0 4 4-	31 10 21+	0 0 0	0 0 0	80 70 10+	0 0 0	42 8 34+	0 0 0	0 0 0	37 15 22+	0 0 0	0 0 0	0 0 0
023SP	0 0 0	0 0 0	89 119 30-	0 0 0	8 1 7+	152 149 3+	12 0 12+	99 105 6-	1 0 1+	0 0 0	58 71 13-	0 0 0	0 0 0	29 6 23+
023ZZ	1 0 1+	0 0 0	39 12 27+	0 0 0	5 2 3+	184 164 18+	6 1 5+	169 240 71-	26 17 9+	0 0 0	10 8 2+	0 0 0	4 5 1-	2 0 2+
02301	1 0 1+	0 0 0	36 10 26+	0 0 0	2 2 0	78 75 3+	6 1 5+	144 210 66-	25 17 8+	0 0 0	9 7 2+	0 0 0	4 5 1-	2 0 2+
02302	0 0 0	0 0 0	1 1 0	0 0 0	3 0 3+	41 19 22+	0 0 0	3 4 1-	1 0 1+	0 0 0	0 0 0	0 0 0	0 0 0	0 0 0
02303	0 0 0	0 0 0	2 1 1+	0 0 0	0 0 0	65 72 7-	0 0 0	22 26 4-	0 0 0	0 0 0	1 1 0	0 0 0	0 0 0	0 0 0
02306	0 0 0	0 0 0	0 0 0	0 0 0	0 0 0	0 0 0	0 0 0	0 0 0	0 0 0	0 0 0	0 0 0	0 0 0	0 0 0	0 0 0
024AL	0 0 0	5 4 1+	73 50 23+	0 0 0	36 0 36+	211 238 27-	7 3 4+	22 14 8+	24 18 6+	4 0 4+	351 390 39-	0 0 0	4 0 4+	0 3 3-
024RU	0 0 0	4 3 1+	64 47 17+	0 0 0	36 0 36+	179 176 3+	7 1 6+	17 10 7+	8 6 2+	4 0 4+	305 368 63-	0 0 0	0 0 0	0 3 3-
024S0	0 0 0	3 0 0	31 47 16-	0 0 0	28 0 28+	143 107 36+	3 0 3+	1 0 1+	4 2 2+	4 0 4+	268 312 44-	0 0 0	0 0 0	0 0 0
024SP	0 0 0	1 0 1+	33 0 33+	0 0 0	8 0 8+	36 69 33-	4 1 3+	16 10 6+	4 0 0	0 0 0	37 56 19-	0 0 0	0 0 0	0 3 3-
024ZZ	0 0 0	1 1 0	9 3 6+	0 0 0	0 0 0	32 62 30-	0 2 2-	5 4 1+	16 12 4+	0 0 0	46 22 24+	0 0 0	4 0 4+	0 0 0
02402	0 0 0	0 0 0	0 0 0	0 0 0	0 0 0	0 0 0	0 0 0	0 0 0	0 0 0	0 0 0	0 0 0	0 0 0	0 0 0	0 0 0
02403	0 0 0	1 0 1+	9 2 7+	0 0 0	0 0 0	26 59 33-	0 1 1-	5 0 5+	14 10 4+	0 0 0	40 14 26+	0 0 0	0 0 0	0 0 0
02406	0 0 0	0 0 0	0 1 1-	0 0 0	0 0 0	2 0 2+	0 0 0	0 1 1-	2 0 0	0 0 0	3 8 5-	0 0 0	4 0 4+	0 0 0
02407	0 0 0	0 0 0	0 0 0	0 0 0	0 0 0	0 1 1-	0 0 0	0 0 0	0 0 0	0 0 0	3 0 3+	0 0 0	0 0 0	0 0 0
02408	0 0 0	0 1 1-	0 0 0	0 0 0	0 0 0	4 2 2+	0 1 1-	0 3 3-	0 0 0	0 0 0	0 0 0	0 0 0	0 0 0	0 0 0
025AL	5 3 2+	5 11 6-	47 50 3-	2 0 2+	0 1 1-	279 177 102+	59 32 27+	140 130 10+	53 56 3-	0 0 0	218 201 17+	0 0 0	4 0 4+	14 12 2+
025RU	0 0 0	0 0 0	21 8 13+	0 0 0	0 1 1-	138 58 80+	53 3 50+	5 10 5-	0 0 0	0 0 0	83 83 0	0 0 0	0 0 0	5 3 2+
025S0	0 0 0	0 0 0	13 1 12+	0 0 0	0 0 0	105 15 90+	4 0 4+	3 4 1-	0 0 0	0 0 0	70 73 3-	0 0 0	0 0 0	1 3 2-
025SP	0 0 0	0 0 0	8 7 1+	0 0 0	0 1 1-	33 43 10-	49 3 46+	2 6 4-	0 0 0	0 0 0	13 10 5+	0 0 0	0 0 0	4 0 4+
025ZZ	5 3 2+	5 11 6-	26 42 16-	2 0 2+	0 0 0	141 119 22+	6 29 23-	135 120 15+	53 56 3-	0 0 0	135 118 17+	0 0 0	4 0 4+	9 9 0
02501	5 3 2+	4 10 6-	25 42 17-	1 0 1+	0 0 0	125 102 23+	6 29 23-	130 116 14+	47 55 8-	0 0 0	134 118 16+	0 0 0	3 0 3+	9 9 0

# PART I ARRESTS

		PART II ARRESTS BY CHARGE AND AGENCY TYPE			ARSON	FORGERY	FRAUD	EMBEZZLE	STOLEN PROPERTY	VANDAL	ILLEGAL WEAPONS		
		JUVENILE	ADULTS	GRAND TOTAL	OTHER ASSAULTS								
MANNINGTON PD	94	0	29	29	5	0	0	0	0	1	0		
	93	2	27	29	3	2	0	0	0	0	1		
	CHANGE	2-	2+	0	2+	2-	0	0	0	1+	1-		
MONONGAHL PD	94	1	8	9	0	0	0	0	0	0	0		
	93	0	0	0	0	0	0	0	0	0	0		
	CHANGE	1+	8+	9+	0	0	0	0	0	0	0		
*****													
MARSHALL CTY	TOTAL	94	51	552	603	149	4	2	14	1	7	3	7
	93	63	497	560	102	2	11	26	1	5	9	10	
	CHANGE	12-	55+	43+	47+	2+	9-	12-	0	2+	6-	3-	
*****													
RURAL	94	11	190	201	71	4	1	9	1	2	0	2	
	93	23	206	229	56	2	9	22	3	3	2	7	
	CHANGE	12-	16-	28-	15+	2+	8-	13-	1+	1-	2-	5-	
SHERIFF	94	11	156	167	71	4	1	8	0	2	0	1	
	93	20	182	202	53	2	9	22	0	1	2	5	
	CHANGE	9-	26-	35-	18+	2+	8-	14-	0	1+	2-	4-	
STATE POLICE	94	0	34	34	0	0	1	1	0	0	0	1	
	93	3	24	27	3	0	0	0	2	0	0	2	
	CHANGE	3-	10+	7+	3-	0	0	1+	1+	2-	0	1-	
MUNICIPAL	94	40	362	402	78	0	1	5	0	5	3	5	
	93	40	291	331	46	0	2	4	1	2	7	3	
	CHANGE	0	71+	71+	32+	0	1-	1+	1-	3+	4-	2+	
BENHOOD PD	94	0	13	13	0	0	0	0	0	0	0	0	
	93	2	33	35	3	0	1	0	2	0	0	0	
	CHANGE	2-	20-	22-	3-	0	0	1-	0	2-	0	0	
CAMERON PD	94	0	10	10	0	0	0	0	0	0	0	0	
	93	1	11	12	0	0	0	0	0	0	0	0	
	CHANGE	1-	1-	2-	0	0	0	0	0	0	0	0	
GLEN DALE PD	94	10	39	49	3	0	0	0	3	0	0	0	
	93	13	64	77	3	0	1	0	0	0	1		
	CHANGE	3-	25-	28-	0	0	1-	0	0	3+	0	1-	
MCMECHAN PD	94	11	100	111	2	0	0	0	0	3	1		
	93	16	46	62	1	0	0	1	0	7	1		
	CHANGE	5-	54+	49+	1+	0	0	1-	0	4-	0		
MOUNDSVILLE PD	94	19	200	219	73	0	1	5	0	2	0	4	
	93	8	137	145	39	0	1	3	0	0	0	1	
	CHANGE	11+	63+	74+	34+	0	0	2+	0	2+	0	3+	
*****													
MASON CTY	TOTAL	94	31	450	481	91	2	4	41	1	5	8	28
	93	25	473	498	104	1	12	45	0	5	10	5	
	CHANGE	6+	23-	17-	13-	1+	8-	4-	1+	0	2-	23+	
*****													
RURAL	94	21	285	306	76	0	3	41	1	3	1	7	
	93	17	330	347	93	1	12	45	4	4	4	2	
	CHANGE	4+	45-	41-	17-	1-	9-	4-	1+	1-	3-	5+	
SHERIFF	94	15	219	234	70	0	1	39	0	1	0	6	
	93	13	289	302	87	1	6	44	0	4	0	1	
	CHANGE	2+	70-	68-	17-	1-	5-	5-	0	3-	0	5+	
STATE POLICE	94	6	66	72	6	0	2	2	1	2	1	1	
	93	4	41	45	6	0	6	1	0	0	4	1	
	CHANGE	2+	25+	27+	0	0	4-	1+	1+	2+	3-	0	
MUNICIPAL	94	10	165	175	15	2	1	0	0	2	7	21	
	93	8	143	151	11	0	0	0	0	1	6	3	
	CHANGE	2+	22+	24+	4+	2+	1+	0	0	1+	1+	18+	
POINT PLEASANT PD	94	9	145	154	14	2	1	0	0	2	7	20	
	93	8	109	117	11	0	0	0	0	1	6	3	
	CHANGE	1+	36+	37+	3+	2+	1+	0	0	1+	1+	17+	
NEW HAVEN PD	94	0	2	2	0	0	0	0	0	0	0	0	
	93	0	7	7	0	0	0	0	0	0	0	0	
	CHANGE	0	5-	5-	0	0	0	0	0	0	0	0	
MASON PD	94	1	18	19	1	0	0	0	0	0	0	1	
	93	0	27	27	0	0	0	0	0	0	0	0	
	CHANGE	1+	9-	8-	1+	0	0	0	0	0	0	1+	
*****													
MERCER CTY	TOTAL	94	295	2383	2678	268	0	16	462	3	33	83	79
	93	247	2094	2341	238	4	20	353	3	12	92	77	
	CHANGE	48+	289+	337+	30+	4-	4-	109+	0	21+	9-	2+	
*****													
RURAL	94	203	1743	1946	184	0	12	454	1	26	82	48	
	93	185	1379	1564	205	1	15	351	2	8	92	55	
	CHANGE	18+	364+	382+	21-	1-	3-	103+	1-	18+	10-	7-	
SHERIFF	94	168	1111	1279	106	0	10	451	1	15	56	18	
	93	182	1109	1291	185	1	14	351	1	8	81	46	
	CHANGE	14-	2+	12-	79-	1-	4-	100+	0	7+	25-	28-	
STATE POLICE	94	35	632	667	78	0	2	3	0	11	26	30	
	93	3	270	273	20	0	1	0	1	0	11	9	
	CHANGE	32+	362+	394+	58+	0	1+	3+	1-	11+	15+	21+	
MUNICIPAL	94	92	640	732	84	0	4	8	2	7	1	31	
	93	62	715	777	35	3	5	2	1	4	0	22	
	CHANGE	30+	75-	45-	51+	3-	1-	6+	1+	3+	1+	9+	

# PART II ARRESTS

	COML VICE	SEX OFFENSES	MARCOTIC AND DRUG	PART II GAMBLING	ARRESTS FAMILY OFFENSES	BY CHARGE DRIVING UND INFL	AND AGENCY LIQUOR LAWS	TYPE DRUNK-ENNESS	DISORD CONDUCT	VAGRANCY	OTHER OFFENSES	SUSPICION	CURFEW LOITER	RUI-AMAYS
02502	0	1	1	1	0	14	0	1	5	0	0	0	0	0
	0	1	0	0	0	17	0	1	1	0	0	0	0	0
	0	0	1+	1+	0	3-	0	3-	4+	0	0	0	0	0
02504	0	0	0	0	0	2	0	4	1	0	1	0	1	0
	0	0	0	0	0	0	0	0	0	0	0	0	0	0
	0	0	0	0	0	2+	0	4+	1+	0	1+	0	1+	0
*****														
026AL	0	6	13	3	4	138	7	91	57	0	76	0	6	15
	0	7	13	0	4	148	2	77	53	2	50	0	8	30
	0	1-	0	3+	0	10-	5+	14+	4+	2-	26+	0	2-	15-
*****														
026RU	0	4	6	0	1	27	4	4	1	0	62	0	0	2
	0	4	3	0	3	47	1	3	0	0	45	0	0	22
	0	0	3+	0	2-	20-	3+	1+	1+	0	17+	0	0	20-
02650	0	4	6	0	1	22	4	4	0	0	37	0	0	2
	0	4	3	0	2	37	1	2	0	0	40	0	0	19
	0	0	3+	0	1-	15-	3+	2+	0	0	3-	0	0	17-
026SP	0	0	0	0	0	5	0	0	1	0	25	0	0	0
	0	0	0	0	1	10	0	1	0	0	5	0	0	3
	0	0	0	0	1-	5-	0	1-	1+	0	20+	0	0	3-
026ZZ	0	2	7	3	3	111	3	87	56	0	14	0	6	13
	0	3	10	0	1	101	1	74	53	2	5	0	8	8
	0	1-	3-	3+	2+	10+	2+	13+	3+	2-	9+	0	2-	5+
02601	0	0	0	0	0	2	0	9	1	0	1	0	0	0
	0	0	2	0	0	8	1	12	2	0	4	0	0	0
	0	0	2-	0	0	6-	1-	3-	1-	0	3-	0	0	0
02602	0	0	0	0	0	2	0	8	0	0	0	0	0	0
	0	0	0	0	0	4	0	7	0	0	0	0	0	1-
	0	0	0	0	0	2-	0	1+	0	0	0	0	0	0
02603	0	0	0	0	1	29	2	3	0	0	3	0	0	5
	0	0	3	0	0	58	0	1	0	2	1	0	3	4
	0	0	3-	0	1+	29-	2+	2+	0	2-	2+	0	3-	1+
02604	0	0	7	0	1	51	1	34	2	0	5	0	2	2
	0	1	0	0	1+	17	0	24	5	0	0	0	3	2
	0	1-	7+	0	0	34+	1+	10+	3-	0	5+	0	1-	0
02605	0	2	0	3	1	27	0	33	53	0	5	0	4	6
	0	2	5	0+	1	14	0	30	46	0	0	0	2	1
	0	0	5-	3+	0	13+	0	3+	7+	0	5+	0	2+	5+
*****														
027AL	0	0	11	0	0	68	21	76	2	0	108	0	0	15
	0	0	4	0	0	101	1	42	3	0	135	0	0	10
	0	0	7+	0	0	33-	20+	14+	1-	0	27-	0	0	5+
*****														
027RU	0	0	5	0	0	38	5	15	0	0	96	0	0	15
	0	0	2	0	0	48	0	14	0	0	112	0	0	10
	0	0	3+	0	0	10-	5+	1+	0	0	16-	0	0	5+
02750	0	0	4	0	0	20	0	5	0	0	74	0	0	16
	0	0	2	0	0	43	0	10	0	0	94	0	0	10
	0	0	2+	0	0	23-	0	5-	0	0	20-	0	0	4+
027SP	0	0	1	0	0	18	5	10	0	0	22	0	0	1
	0	0	0	0	0	5	0	4	0	0	18	0	0	0
	0	0	1+	0	0	13+	5+	6+	0	0	4+	0	0	1+
027ZZ	0	0	6	0	0	30	16	61	2	0	12	0	0	0
	0	0	2	0	0	53	1	48	3	0	23	0	0	0
	0	0	4+	0	0	23-	15+	13+	1-	0	11-	0	0	0
02701	0	0	5	0	0	24	16	56	2	0	5	0	0	0
	0	0	1	0	0	32	1	47	3	0	12	0	0	0
	0	0	4+	0	0	8-	15+	9+	1-	0	7-	0	0	0
02702	0	0	0	0	0	2	0	0	0	0	0	0	0	0
	0	0	0	0	0	7	0	0	0	0	0	0	0	0
	0	0	0	0	0	5-	0	0	0	0	0	0	0	0
02703	0	0	1	0	0	4	0	5	0	0	7	0	0	0
	0	0	1	0	0	14	0	1	0	0	11	0	0	0
	0	0	0	0	0	10-	0	4+	0	0	4-	0	0	0
*****														
028AL	1	14	104	1	28	513	69	129	332	2	463	0	11	67
	0	6	15	1	15	512	8	52	384	0	470	0	2	77
	1+	8+	89+	0	13+	1+	61+	77+	52-	2+	7-	0	9+	10-
*****														
028RU	0	8	70	1	18	363	67	121	93	0	333	0	0	65
	0	4	4	0	15	288	5	41	50	0	354	0	0	74
	0	4+	66+	1+	3+	75+	62+	80+	43+	0	21-	0	0	9-
02850	0	7	8	0	18	264	0	16	55	0	189	0	0	65
	0	4	2	0	15	201	0	2	37	0	270	0	0	73
	0	3+	6+	0	3+	63+	0	14+	18+	0	81-	0	0	8-
028SP	0	1	62	1	0	99	67	105	38	0	144	0	0	0
	0	0	2	0	0	87	5	39	13	0	84	0	0	1
	0	1+	60+	1+	0	12+	62+	66+	25+	0	60+	0	0	1-
028ZZ	1	6	34	0	10	150	2	8	239	2	130	0	11	2
	0	2	11	1	0	224	3	11	334	0	116	0	2	3
	1+	4+	23+	1-	10+	74-	1-	3-	95-	2+	14+	0	9+	1-

# PART I I ARRESTS

		PART II ARRESTS BY CHARGE AND AGENCY TYPE										
		JUVENILE	ADULTS	GRAND TOTAL	OTHER ASSAULTS	ARSON	FORGERY	FRAUD	EMBEZZLE	STOLEN PROPERTY	VANDAL	ILLEGAL WEAPONS
BLUEFIELD PD	94	55	262	317	45	0	1	2	2	1	1	9
	93	36	342	378	14	1	2	2	0	1	0	8
	CHANGE	19+	80-	61-	29+	1-	1-	0	2+	0	1+	1+
PRINCETON PD	94	37	374	411	41	0	3	6	0	6	0	22
	93	26	368	394	19	2	3	0	1	3	0	14
	CHANGE	11+	6+	17+	22+	2-	0	6+	1-	3+	0	8+
CONCORD COL SECURITY	94	0	4	4	0	0	0	0	0	0	0	0
	93	0	5	5	0	0	0	0	0	0	0	0
	CHANGE	0	1-	1-	0	0	0	0	0	0	0	0
*****												
MINERAL CTY TOTAL	94	101	545	646	168	2	5	10	4	6	41	10
	93	175	663	838	203	2	3	26	0	11	43	16
	CHANGE	74-	118-	192-	35-	0	2+	16-	4+	5-	2-	6-
*****												
RURAL	94	47	288	335	117	2	4	9	2	1	19	6
	93	96	379	475	139	2	0	26	0	11	25	15
	CHANGE	49-	91-	140-	22-	0	4+	17-	2+	10-	6-	11-
SHERIFF	94	29	167	196	105	2	4	5	1	1	17	1
	93	72	215	287	134	2	0	13	0	5	8	12
	CHANGE	43-	48-	91-	29-	0	4+	8-	1+	4-	9+	11-
STATE POLICE	94	18	121	139	12	0	0	4	1	0	2	3
	93	24	164	188	5	0	0	13	0	6	17	3
	CHANGE	6-	43-	49-	7+	0	0	9-	1+	6-	15-	0
MUNICIPAL	94	54	257	311	51	0	1	1	2	5	22	6
	93	79	284	363	64	0	3	0	0	0	18	1
	CHANGE	25-	27-	52-	13-	0	2-	1+	2+	5+	4+	5+
KEYSER PD	94	32	242	274	48	0	1	1	2	5	11	5
	93	36	266	302	47	0	3	0	0	0	12	1
	CHANGE	4-	24-	28-	1+	0	2-	1+	2+	5+	1-	4+
PIEDMONT PD	94	22	15	37	3	0	0	0	0	0	11	1
	93	43	18	61	17	0	0	0	0	0	6	0
	CHANGE	21-	3-	24-	14-	0	0	0	0	0	5+	1+
*****												
MINGO CTY TOTAL	94	8	530	538	99	5	0	14	0	13	13	20
	93	33	615	648	104	10	4	12	0	1	20	30
	CHANGE	25-	85-	110-	5-	5-	4-	2+	0	12+	7-	10-
*****												
RURAL	94	4	356	362	67	5	0	14	0	11	13	17
	93	4	346	352	75	7	2	12	0	1	9	20
	CHANGE	0	10+	10+	8-	2-	2-	2+	0	10+	4+	7-
SHERIFF	94	0	227	227	42	0	0	14	0	10	7	8
	93	2	249	251	60	1	2	8	0	0	7	15
	CHANGE	2-	22-	24-	18-	1-	2-	6+	0	10+	0	7-
STATE POLICE	94	6	129	135	25	5	0	0	0	1	6	5
	93	4	97	101	15	6	0	4	0	1	2	5
	CHANGE	2+	32+	34+	10+	1-	0	4-	0	0	4+	0
MUNICIPAL	94	2	174	176	32	0	0	0	0	2	0	7
	93	27	269	296	29	3	2	-0	0	0	11	10
	CHANGE	25-	95-	120-	3+	3-	2-	0	0	2+	11-	3-
WILLIAMSON PD	94	0	109	109	31	0	0	0	0	2	0	4
	93	0	147	147	18	0	0	0	0	0	1	8
	CHANGE	0	38-	38-	13+	0	0	0	0	2+	1-	4-
KERMIT PD	94	1	37	38	1	0	0	0	0	0	0	2
	93	17	57	74	6	0	0	0	0	0	8	2
	CHANGE	16-	20-	36-	5-	0	2-	0	0	0	8-	0
DELBARTON PD	94	1	11	12	0	0	0	0	0	0	0	1
	93	10	33	43	5	3	0	0	0	0	2	0
	CHANGE	9-	22-	31-	5-	3-	0	0	0	0	2-	1+
MATEMAN PD	94	0	17	17	0	0	0	0	0	0	0	0
	93	0	32	32	0	0	0	0	0	0	0	0
	CHANGE	0	15-	15-	0	0	0	0	0	0	0	0
*****												
MONONGALIA CTY TOTAL	94	314	1495	1809	278	4	7	102	8	28	79	38
	93	221	1346	1567	185	10	11	88	14	20	50	28
	CHANGE	93+	149+	242+	93+	6-	4-	14+	6-	8+	29+	10+
*****												
RURAL	94	4	534	538	111	1	2	83	4	8	0	11
	93	4	538	542	70	0	9	75	11	2	1	8
	CHANGE	0	4-	4-	41+	1+	7-	8+	7-	6+	1-	3+
SHERIFF	94	3	251	254	29	0	0	77	1	5	0	4
	93	3	280	283	30	0	4	70	18	1	1	3
	CHANGE	0	29-	29-	1-	0	4-	7+	9-	4+	1-	1+
STATE POLICE	94	1	283	284	82	1	2	6	3	3	0	7
	93	1	258	259	40	0	5	5	1	1	0	5
	CHANGE	0	25+	25+	42+	1+	3-	1+	2+	2+	0	2+
MUNICIPAL	94	310	961	1271	167	3	5	19	4	20	79	27
	93	217	808	1025	115	10	2	13	3	18	49	20
	CHANGE	93+	153+	246+	52+	7-	3+	6+	1+	2+	30+	7+
MORGANTOWN PD	94	189	631	820	131	1	5	17	4	12	50	21
	93	74	462	536	85	4	2	10	3	12	40	10
	CHANGE	115+	169+	284+	46+	3-	3+	7+	1+	0	10+	11+

# PART I ARRESTS

	COML VICE	SEX OFFENSES	NARCOTIC AND DRUG	PART II GAMBLING	ARRESTS BY FAMILY OFFENSES	DRIVING UND INFL	LIQUOR LAMS	DRUNK- ENNESS	DISORD CONDUCT	VAGRANCY	OTHER OFFENSES	SUSPICION	CURFEW LOITER	RUH- WAYS
02802	1 0 1+	3 0 3+	11 1 10+	0 1 1-	10 10+	50 122 72-	2 3 1-	7 9 2-	119 180 61-	2 0 2+	40 29 11+	0 0 0	11 2 9+	2 3 1-
02803	0 0 0	1 2 1-	21 5 16+	0 0 0	0 0 0	100 102 2-	0 0 0	1 2 1-	120 154 34-	0 0 0	90 87 3+	0 0 0	0 0 0	0 0 0
02806	0 0 0	2 0 2+	2 5 3-	0 0 0	0 0 0	0 0 0	0 0 0	0 0 0	0 0 0	0 0 0	0 0 0	0 0 0	0 0 0	0 0 0
*****														
029AL	0 0 0	1 3 2-	22 39 17-	0 0 0	0 0 0	74 112 38-	70 60 10+	64 59 5+	19 34 15-	0 0 0	115 169 54-	0 0 0	1 0 1+	34 58 24-
*****														
029RU	0 0 0	1 3 2-	11 28 17-	0 0 0	0 0 0	45 51 6-	17 1 16+	7 13 6-	7 4 3+	0 0 0	60 108 48-	0 0 0	1 0 1+	28 49 21-
02950	0 0 0	1 0 1+	1 12 11-	0 0 0	0 0 0	7 5 2+	2 1 1+	2 5 3-	2 0 2+	0 0 0	33 62 29-	0 0 0	0 0 0	12 28 16-
0295P	0 0 0	0 3 3-	10 16 6-	0 0 0	0 0 0	38 46 8-	15 8 15+	5 8 3-	5 4 1+	0 0 0	27 46 19-	0 0 0	1 0 1+	16 21 5-
029ZZ	0 0 0	0 0 0	11 11 0	0 0 0	0 0 0	29 61 32-	53 59 6-	57 46 11+	12 30 18-	0 0 0	55 61 6-	0 0 0	0 0 0	6 9 3-
02901	0 0 0	0 0 0	11 11 0	0 0 0	0 0 0	29 60 31-	53 59 6-	54 44 10+	3 7 4-	0 0 0	46 52 6-	0 0 0	0 0 0	5 6 1-
02902	0 0 0	0 0 0	0 0 0	0 0 0	0 0 0	0 1 1-	0 0 0	3 2 1+	9 23 14-	0 0 0	9 9 0	0 0 0	0 0 0	1 3 2-
*****														
030AL	0 0 0	5 0 5+	34 25 9+	0 0 0	8 9 1-	152 194 42-	28 10 18+	81 142 61-	15 18 3-	0 1 1-	50 59 9-	0 0 0	0 0 0	1 9 8-
*****														
030RU	0 0 0	5 0 5+	31 22 9+	0 0 0	7 1 6+	103 124 21-	15 0 15+	37 28 9+	1 0 1+	0 1 1-	40 48 8-	0 0 0	0 0 0	0 2 2-
03050	0 0 0	5 0 5+	5 11 6-	0 0 0	4 1 3+	90 102 12-	0 0 0	12 3 9+	1 0 1+	0 1 1-	29 38 9-	0 0 0	0 0 0	0 2 2-
0305P	0 0 0	0 0 0	26 11 15+	0 0 0	3 0 3+	13 22 9-	15 15 15+	25 25 0	0 0 0	0 0 0	11 10 1+	0 0 0	0 0 0	0 0 0
030ZZ	0 0 0	0 0 0	3 3 0	0 0 0	1 8 7-	49 70 21-	13 18 3+	44 114 70-	14 18 4-	0 0 0	10 11 1-	0 0 0	0 0 0	1 7 6-
03002	0 0 0	0 0 0	1 0 1+	0 0 0	0 0 0	21 29 8-	0 6 6-	30 65 35-	12 11 1+	0 0 0	8 9 1-	0 0 0	0 0 0	0 0 0
03003	0 0 0	0 0 0	0 3 3-	0 0 0	0 8 8-	20 28 8-	13 4 9+	0 2 2-	0 4 4-	0 0 0	1 0 1+	0 0 0	0 0 0	1 7 6-
03004	0 0 0	0 0 0	2 0 2+	0 0 0	1 0 1+	2 6 4-	0 0 0	5 23 18-	0 2 2-	0 0 0	1 2 1-	0 0 0	0 0 0	0 0 0
03005	0 0 0	0 0 0	0 0 0	0 0 0	0 0 0	6 7 1-	0 0 0	9 24 15-	2 1 1+	0 0 0	0 0 0	0 0 0	0 0 0	0 0 0
*****														
031AL	0 1 1-	9 17 8-	58 37 21+	0 0 0	19 6 13+	404 457 53-	80 34 46+	201 142 59+	93 89 4+	5 3 2+	279 249 30+	0 0 0	90 100 10-	27 26 1+
*****														
031RU	0 0 0	2 4 2-	12 10 2+	0 0 0	6 4 2+	130 220 90-	2 1 1+	33 18 15+	2 1 1+	0 0 0	130 108 22+	0 0 0	0 0 0	1 0 1+
03150	0 0 0	1 0 1+	4 4 0	0 0 0	4 3 1+	37 65 28-	2 1 1+	8 8 1-	2 0 1+	0 0 0	80 81 1-	0 0 0	0 0 0	0 0 0
0315P	0 0 0	1 4 3-	8 6 2+	0 0 0	2 1 1+	93 155 62-	0 0 0	25 9 16+	0 0 0	0 0 0	50 27 23+	0 0 0	0 0 0	1 0 1+
031ZZ	0 1 1-	7 13 6-	46 27 19+	0 0 0	13 2 11+	274 237 37+	78 33 45+	168 124 44+	91 88 3+	5 3 2+	149 141 8+	0 0 0	90 100 10-	26 26 0
03101	0 0 0	6 6 0	37 16 21+	0 0 0	12 1 11+	227 177 50+	50 2 48+	71 64 7+	55 42 13+	0 0 0	83 53 30+	0 0 0	20 20 20+	18 9 9+

# PART I ARRESTS

		PART II ARRESTS BY CHARGE AND AGENCY TYPE			ARSON	FORGERY	FRAUD	EMBEZZLE	STOLEN PROPERTY	VANDAL	ILLEGAL WEAPONS		
		JUVENILE	ADULTS	GRAND TOTAL	OTHER ASSAULTS								
STAR CITY PD	94	9	71	80	8	0	0	0	0	2	1		
	93	2	79	81	3	0	0	0	0	2	0		
	CHANGE	7+	8-	1-	5+	0	0	0	0	0	1+		
MESTOVER PD	94	80	81	161	14	1	0	2	5	12	1		
	93	117	73	190	7	6	0	3	5	10	6		
	CHANGE	37-	8+	29-	7+	5-	0	1-	0	12+	5-		
HVU SECURITY POLICE	94	8	118	126	6	1	0	0	3	15	0		
	93	4	130	134	14	0	0	0	1	7	1		
	CHANGE	4+	12-	8-	8-	1+	0	0	2+	8+	1-		
GRANVILLE PD	94	24	60	84	8	0	0	0	0	0	4		
	93	20	64	84	6	0	0	0	0	0	3		
	CHANGE	4+	4-	0	2+	0	0	0	0	0	1+		
*****													
MONROE CTY	TOTAL	94	2	282	284	17	0	3	85	0	4	5	20
	93	6	276	282	40	0	1	69	0	2	3	13	
	CHANGE	4-	6+	2+	23-	0	2+	16+	0	2+	2+	7+	
*****													
RURAL	94	0	249	249	15	0	1	85	0	2	4	20	
	93	3	203	206	30	0	1	69	0	2	3	9	
	CHANGE	3-	46+	43+	15-	0	0	16+	0	0	1+	11+	
SHERIFF	94	0	212	212	13	0	0	74	0	2	4	16	
	93	0	140	140	18	0	1	60	0	1	2	8	
	CHANGE	0	72+	72+	5-	0	1-	14+	0	1+	2+	8+	
STATE POLICE	94	0	37	37	2	0	1	11	0	0	0	4	
	93	3	63	66	12	0	0	9	0	1	1	1	
	CHANGE	3-	26-	29-	10-	0	1+	2+	0	1-	1-	3+	
MUNICIPAL	94	2	33	35	2	0	2	0	0	2	1	0	
	93	3	73	76	10	0	0	0	0	0	0	4	
	CHANGE	1-	40-	41-	8-	0	2+	0	0	2+	1+	4-	
ALDERSON PD	94	2	33	35	2	0	2	0	0	2	1	0	
	93	3	73	76	10	0	0	0	0	0	0	4	
	CHANGE	1-	40-	41-	8-	0	2+	0	0	2+	1+	4-	
*****													
MORGAN CTY	TOTAL	94	6	93	99	29	0	0	6	0	2	2	6
	93	8	148	156	39	0	4	9	0	1	4	8	
	CHANGE	2-	55-	57-	10-	0	4-	3-	0	1+	2-	2-	
*****													
RURAL	94	6	93	99	29	0	0	6	0	2	2	6	
	93	8	148	156	39	0	4	9	0	1	4	8	
	CHANGE	2-	55-	57-	10-	0	4-	3-	0	1+	2-	2-	
SHERIFF	94	0	16	16	2	0	0	0	0	1	0	2	
	93	4	52	56	17	0	1	0	0	0	0	4	
	CHANGE	4-	36-	40-	15-	0	1-	0	0	1+	0	2-	
STATE POLICE	94	6	77	83	27	0	0	6	0	1	2	4	
	93	4	96	100	22	0	3	9	0	1	4	4	
	CHANGE	2+	19-	17-	5+	0	3-	3-	0	0	2-	0	
*****													
NICHOLAS CTY	TOTAL	94	31	688	719	50	0	6	88	0	9	7	15
	93	28	698	726	35	2	15	74	1	1	4	15	
	CHANGE	3+	10-	7-	15+	2-	9-	14+	1-	8+	3+	8+	
*****													
RURAL	94	18	407	425	31	0	4	86	0	3	4	12	
	93	20	414	434	28	2	13	74	1	1	4	5	
	CHANGE	2-	7-	9-	3+	2-	9-	12+	1-	2+	0	7+	
SHERIFF	94	16	379	395	26	0	0	85	0	2	3	11	
	93	19	382	401	27	2	12	71	0	1	3	5	
	CHANGE	3-	3-	6-	1-	2-	12-	14+	0	1+	0	6+	
STATE POLICE	94	2	28	30	5	0	4	1	0	1	1	1	
	93	1	32	33	1	0	1	3	0	0	1	0	
	CHANGE	1+	4-	3-	4+	0	3+	2-	1-	1+	0	1+	
MUNICIPAL	94	13	281	294	19	0	2	2	0	6	3	3	
	93	8	284	292	7	0	0	0	0	0	0	2	
	CHANGE	5+	3-	2+	12+	0	0	2+	0	6+	3+	1+	
RICHMOOD PD	94	6	106	112	11	0	0	0	0	2	0	2	
	93	0	98	98	2	0	0	0	0	0	0	0	
	CHANGE	6+	8+	14+	9+	0	0	0	0	2+	0	2+	
SUMMERSVILLE PD	94	7	175	182	8	0	2	2	0	4	3	1	
	93	8	186	194	5	0	2	0	0	0	0	2	
	CHANGE	1-	11-	12-	3+	0	0	2+	0	4+	3+	1-	
*****													
OHIO CTY	TOTAL	94	98	759	857	111	5	6	39	3	12	37	32
	93	190	959	1149	156	1	7	37	3	23	62	48	
	CHANGE	92-	200-	292-	45-	4+	1-	2+	0	11-	25-	16-	
*****													
RURAL	94	6	263	269	50	0	0	0	0	5	1	5	
	93	1	309	310	57	0	0	1	2	7	3	1	
	CHANGE	5+	46-	41-	7-	0	0	1-	2-	2-	2-	4+	
SHERIFF	94	0	193	193	48	0	0	0	0	4	0	4	
	93	0	233	233	52	0	0	1	1	7	1	0	
	CHANGE	0	40-	40-	4-	0	0	1-	1-	3-	1-	4+	



# PART II ARRESTS

	COML VICE	SEX OFFENSES	MARCOTIC AND DRUG	PART II GAMBLING	ARRESTS BY CHARGE FAMILY OFFENSES	DRIVING UND INFL	AND LIQUOR LAWS	AGENCY TYPE DRUNK-ENNESS	DISORD CONDUCT	VAGRANCY	OTHER OFFENSES	SUSPICION	CURFEN LOITER	RUN-ANAYS
03103	0	0	0	0	0	8	24	7	11	0	12	0	6	1
	0	0	0	0	0	11	28	7	15	0	15	0	0	0
	0	0	0	0	0	3-	4-	0	4-	0	3-	0	6+	1+
03104	0	0	0	0	1	13	4	21	13	2	19	0	48	5
	0	0	0	0	1	24	3	4	18	3	11	0	84	15
	0	0	0	0	0	11-	1+	17+	5-	1-	8+	0	36-	10-
03106	0	1	6	0	0	1	0	61	10	3	19	0	0	0
	1	7	8	0	0	0	0	45	9	0	41	0	0	0
	1-	6-	2-	0	0	1+	0	16+	1+	3+	22-	0	0	0
03109	0	0	3	0	0	25	0	8	2	0	16	0	16	2
	0	0	0	0	0	25	0	4	4	0	21	0	16	2
	0	0	0	0	0	0	0	4+	2-	0	5-	0	0	0
*****														
032AL	0	3	10	0	1	39	1	14	1	0	81	0	0	0
	0	10	8	0	6	70	1	11	4	0	44	0	0	0
	0	7-	2+	0	5-	31-	0	3+	3-	0	37+	0	0	0
*****														
032RU	0	3	6	0	0	26	1	4	1	0	81	0	0	0
	0	10	6	0	5	23	1	2	2	0	43	0	0	0
	0	7-	0	0	5-	3+	0	2+	1-	0	38+	0	0	0
03250	0	0	5	0	0	23	1	4	1	0	69	0	0	0
	0	1	4	0	5	7	1	1	2	0	29	0	0	0
	0	1-	1+	0	5-	16+	0	3+	1-	0	40+	0	0	0
0325P	0	3	1	0	0	3	0	0	0	0	12	0	0	0
	0	9	2	0	0	14	0	0	0	0	14	0	0	0
	0	6-	1-	0	0	13-	0	1-	0	0	2-	0	0	0
032ZZ	0	0	4	0	1	13	0	10	0	0	0	0	0	0
	0	0	2	0	1	47	0	9	0	0	1	0	0	0
	0	0	2+	0	0	34-	0	1+	2-	0	1-	0	0	0
03201	0	0	4	0	1	13	0	10	0	0	0	0	0	0
	0	0	2	0	1	47	0	9	0	0	1	0	0	0
	0	0	2+	0	0	34-	0	1+	2-	0	1-	0	0	0
*****														
033AL	0	1	3	0	0	26	3	12	0	0	9	0	0	0
	0	5	2	0	0	32	0	7	0	0	45	0	0	0
	0	4-	1+	0	0	6-	3+	5+	0	0	36-	0	0	0
*****														
033RU	0	1	3	0	0	26	3	12	0	0	9	0	0	0
	0	5	2	0	0	32	0	7	0	0	45	0	0	0
	0	4-	1+	0	0	6-	3+	5+	0	0	36-	0	0	0
03350	0	0	1	0	0	8	0	1	0	0	1	0	0	0
	0	1	0	0	0	7	0	1	0	0	25	0	0	0
	0	1-	1+	0	0	1+	0	0	0	0	24-	0	0	0
033SP	0	1	2	0	0	18	3	11	0	0	8	0	0	0
	0	4	2	0	0	25	0	6	0	0	20	0	0	0
	0	3-	0	0	0	7-	3+	5+	0	0	12-	0	0	0
*****														
034AL	0	10	40	0	1	118	8	188	16	0	148	0	0	15
	0	0	43	0	0	153	12	232	16	5	111	0	0	15
	0	10+	3-	0	1+	35-	4-	44-	0	5-	37+	0	0	0
*****														
034RU	0	9	19	0	1	50	1	73	0	0	117	0	0	15
	0	0	29	0	0	77	6	91	0	4	84	0	0	15
	0	9+	10-	0	1+	27-	5-	18-	0	4-	33+	0	0	0
03450	0	7	16	0	0	45	1	71	0	0	113	0	0	15
	0	0	20	0	0	63	6	90	0	4	82	0	0	15
	0	7+	4-	0	0	18-	5-	19-	0	4-	31+	0	0	0
0345P	0	2	3	0	1	5	0	2	0	0	4	0	0	0
	0	0	9	0	0	14	0	1	0	0	2	0	0	0
	0	2+	6-	0	1+	9-	0	1+	0	0	2+	0	0	0
034ZZ	0	1	21	0	0	68	7	115	16	0	31	0	0	0
	0	0	14	0	0	76	6	141	16	1	27	0	0	0
	0	1+	7+	0	0	8-	1+	26-	0	1-	4+	0	0	0
03401	0	0	4	0	0	34	1	42	16	0	0	0	0	0
	0	0	0	0	0	22	4	54	15	1	0	0	0	0
	0	0	4+	0	0	12+	3-	12-	1+	1-	0	0	0	0
03402	0	1	17	0	0	34	6	73	0	0	31	0	0	0
	0	0	14	0	0	54	2	47	1	0	27	0	0	0
	0	1+	3+	0	0	20-	4+	14-	1-	0	4+	0	0	0
*****														
035AL	21	11	61	0	3	148	26	35	69	0	208	0	15	15
	4	16	59	0	6	210	12	86	125	0	212	0	41	41
	17+	5-	2+	0	3-	62-	14+	51-	56-	0	4-	0	26-	26-
*****														
035RU	0	1	6	0	0	79	0	5	6	0	111	0	0	0
	0	2	5	0	0	123	0	3	3	0	103	0	0	0
	0	1-	1+	0	0	44-	0	2+	3+	0	8+	0	0	0
03550	0	0	1	0	0	41	0	0	1	0	94	0	0	0
	0	2	4	0	0	64	0	1	3	0	95	0	0	0
	0	2-	3-	0	0	25-	0	1-	2-	0	1-	0	0	0

# PART II ARRESTS

		PART II ARRESTS BY CHARGE AND AGENCY TYPE			ARSON	FORGERY	FRAUD	EMBEZZLE	STOLEN PROPERTY	VANDAL	ILLEGAL WEAPONS
		JUVENILE	ADULTS	GRAND TOTAL	OTHER ASSAULTS						
STATE POLICE	94	6	70	76	2	0	0	0	1	1	1
	93	1	76	77	5	0	0	1	0	2	1
	CHANGE	5+	6-	1-	3-	0	0	1-	1+	1-	0
MUNICIPAL	94	92	496	588	61	5	6	39	3	7	36
	93	189	650	839	99	1	7	36	1	16	59
	CHANGE	97-	154-	251-	38-	4+	1-	3+	2+	9-	23-
WHEELING PD	94	89	485	574	57	5	6	39	3	7	36
	93	188	643	831	97	1	7	36	1	16	59
	CHANGE	99-	158-	257-	40-	4+	1-	3+	2+	9-	23-
BETHLEHEM PD	94	2	4	6	0	0	0	0	0	0	0
	93	0	5	5	2	0	0	0	0	0	0
	CHANGE	2+	1-	1+	2-	0	0	0	0	0	0
WEST LIBERTY ST COL SEC	94	1	7	8	4	0	0	0	0	0	0
	93	1	2	3	0	0	0	0	0	0	0
	CHANGE	0	5+	5+	4+	0	0	0	0	0	0
*****											
PENDLETON CTY TOTAL	94	10	181	191	37	1	2	7	0	9	16
	93	4	112	116	28	0	4	6	1	10	18
	CHANGE	6+	69+	75+	9+	1+	4-	1+	1-	1-	2-
*****											
RURAL	94	10	181	191	37	1	2	7	0	9	16
	93	4	112	116	28	0	4	6	1	10	18
	CHANGE	6+	69+	75+	9+	1+	4-	1+	1-	1-	2-
SHERIFF	94	0	7	7	0	0	0	2	0	0	5
	93	1	16	17	0	0	0	2	0	0	13
	CHANGE	1-	9-	10-	0	0	0	0	0	0	8-
STATE POLICE	94	10	174	184	37	1	2	5	0	9	11
	93	3	96	99	28	4	6	4	1	10	5
	CHANGE	7+	78+	85+	9+	1+	4-	1+	1-	1-	6+
*****											
PLEASANTS CTY TOTAL	94	10	159	169	11	0	2	14	0	3	5
	93	1	154	155	9	0	3	25	0	0	12
	CHANGE	9+	5+	14+	2+	0	1-	11-	0	3+	7-
*****											
RURAL	94	10	115	125	8	0	2	14	0	3	5
	93	1	84	85	5	0	3	25	0	0	11
	CHANGE	9+	31+	40+	3+	0	1-	11-	0	3+	6-
SHERIFF	94	1	44	45	6	0	0	2	0	0	5
	93	1	43	44	3	0	0	5	0	0	11
	CHANGE	0	1+	1+	3+	0	0	3-	0	0	6-
STATE POLICE	94	9	71	80	2	0	2	12	0	3	0
	93	0	41	41	2	3	20	0	0	0	0
	CHANGE	9+	30+	39+	0	0	1-	8-	0	3+	0
MUNICIPAL	94	0	44	44	3	0	0	0	0	0	0
	93	0	70	70	4	0	0	0	0	0	1
	CHANGE	0	26-	26-	1-	0	0	0	0	0	1-
ST MARYS PD	94	0	44	44	3	0	0	0	0	0	0
	93	0	70	70	4	0	0	0	0	0	1
	CHANGE	0	26-	26-	1-	0	0	0	0	0	1-
*****											
POCAHONTAS CTY TOTAL	94	25	105	130	15	4	1	10	0	7	1
	93	9	133	142	26	1	0	7	0	1	6
	CHANGE	16+	28-	12-	11-	3+	1+	3+	0	0	5-
*****											
RURAL	94	5	81	86	13	2	1	6	0	0	1
	93	7	96	103	21	1	0	7	0	0	6
	CHANGE	2-	15-	17-	8-	1+	1+	1-	0	0	5-
SHERIFF	94	5	38	43	4	0	0	3	0	0	1
	93	5	30	35	9	0	0	0	0	0	4
	CHANGE	0	8+	8+	5-	0	0	3+	0	0	3-
STATE POLICE	94	0	43	43	9	2	1	3	0	0	0
	93	2	66	68	12	1	0	7	0	0	2
	CHANGE	2-	23-	25-	3-	1+	1+	4-	0	0	2-
MUNICIPAL	94	20	24	44	2	2	0	4	0	0	0
	93	2	37	39	5	0	0	0	0	1	0
	CHANGE	18+	13-	5+	3-	2+	0	4+	0	0	0
MARLINTON PD	94	20	24	44	2	2	0	4	0	0	0
	93	2	37	39	5	0	0	0	0	1	0
	CHANGE	18+	13-	5+	3-	2+	0	4+	0	0	0
*****											
PRESTON CTY TOTAL	94	23	427	450	75	1	6	109	0	9	10
	93	1	374	375	58	0	8	89	1	5	14
	CHANGE	22+	53+	75+	17+	1+	2-	20+	1-	4+	4-
*****											
RURAL	94	21	359	380	60	1	5	100	0	9	9
	93	0	352	352	55	0	8	85	1	3	10
	CHANGE	21+	7+	28+	5+	1+	3-	15+	1-	6+	4-
SHERIFF	94	20	244	264	40	1	2	63	0	5	8
	93	0	231	231	40	0	8	40	1	2	13
	CHANGE	20+	13+	33+	0	1+	6-	23+	1-	7+	5-

# PART I I ARRESTS

	COML VICE	SEX OFFENSES	MARCOTIC AND DRUG	PART II GAMBLING	ARRESTS FAMILY OFFENSES	BY DRIVING UND INFL	LIQUOR LAWS	DRUNK-ENNESS	DISORD CONDUCT	VAGRANCY	OTHER OFFENSES	SUSPICION	CURFEN LOITER	RUN-AWAYS
0355P	0	1	5	0	0	38	0	5	5	0	17	0	0	0
	0	0	1	0	0	57	0	2	0	0	8	0	0	0
	0	1+	4+	0	0	19-	0	3+	5+	0	9+	0	0	0
0352Z	21	10	55	0	3	49	26	30	63	0	97	0	15	15
	4	14	54	0	6	87	12	83	122	0	109	0	41	41
	17+	4-	1+	0	3-	18-	14+	53-	59-	0	12-	0	26-	26-
03501	21	10	52	0	3	67	26	29	62	0	94	0	15	15
	4	14	54	0	6	84	12	83	122	0	106	0	41	41
	17+	4-	2-	0	3-	17-	14+	54-	60-	0	12-	0	26-	26-
03503	0	0	3	0	0	2	0	0	0	0	1	0	0	0
	0	0	0	0	0	3	0	0	0	0	0	0	0	0
	0	0	3+	0	0	1-	0	0	0	0	1+	0	0	0
03506	0	0	0	0	0	0	0	1	1	0	2	0	0	0
	0	0	0	0	0	0	0	0	0	0	3	0	0	0
	0	0	0	0	0	0	0	1+	1+	0	1-	0	0	0
*****														
036AL	0	3	5	0	0	53	22	4	1	0	31	0	0	0
	0	0	1	0	0	26	1	3	0	0	14	0	0	0
	0	3+	4+	0	1-	27+	21+	1+	1+	0	17+	0	0	0
*****														
036RU	0	3	5	0	0	53	22	4	1	0	31	0	0	0
	0	0	1	0	1	26	21+	3	0	0	14	0	0	0
	0	3+	4+	0	1-	27+	21+	1+	1+	0	17+	0	0	0
03650	0	0	0	0	0	0	0	0	0	0	0	0	0	0
	0	0	0	0	0	0	0	0	0	0	2-	0	0	0
	0	0	0	0	0	0	0	0	0	0	0	0	0	0
036SP	0	3	5	0	0	53	22	4	1	0	31	0	0	0
	0	0	1	0	1	26	21+	3	0	0	12	0	0	0
	0	3+	4+	0	1-	27+	21+	1+	1+	0	19+	0	0	0
*****														
037AL	0	2	5	0	1	49	8	43	1	0	24	0	0	0
	0	0	0	0	2	56	0	35	0	0	13	0	0	0
	0	2+	5+	0	1-	7-	8+	8+	1+	0	11+	0	0	0
*****														
037RU	0	2	5	0	1	30	8	22	0	0	24	0	0	0
	0	0	0	0	2	20	0	6	0	0	13	0	0	0
	0	2+	5+	0	1-	10+	8+	16+	0	0	11+	0	0	0
03750	0	2	3	0	0	9	0	5	0	0	13	0	0	0
	0	0	0	0	2	14	0	0	0	0	7	0	0	0
	0	2+	3+	0	2-	5-	0	3+	0	0	6+	0	0	0
037SP	0	0	2	0	1	21	8	17	0	0	11	0	0	0
	0	0	0	0	0	6	0	4	0	0	6	0	0	0
	0	0	2+	0	1+	15+	8+	13+	0	0	5+	0	0	0
0372Z	0	0	0	0	0	19	0	21	1	0	0	0	0	0
	0	0	0	0	0	36	0	29	0	0	0	0	0	0
	0	0	0	0	0	17-	0	8-	1+	0	0	0	0	0
03701	0	0	0	0	0	19	0	21	1	0	0	0	0	0
	0	0	0	0	0	36	0	29	0	0	0	0	0	0
	0	0	0	0	0	17-	0	8-	1+	0	0	0	0	0
*****														
038AL	0	1	3	0	2	39	6	12	6	1	18	0	0	4
	0	4	2	0	1	53	0	15	5	0	21	0	0	0
	0	3-	1+	0	1+	14-	4+	3-	1+	1+	3-	0	0	4+
*****														
038RU	0	1	3	0	2	30	1	1	2	1	18	0	0	4
	0	4	2	0	0	38	0	6	1	0	17	0	0	0
	0	3-	1+	0	2+	8-	1+	5-	1+	1+	1+	0	0	4+
03850	0	0	1	0	2	17	0	0	0	1	10	0	0	4
	0	0	1	0	0	13	0	0	0	0	8	0	0	0
	0	0	0	0	2+	4+	0	0	0	1+	2+	0	0	4+
038SP	0	1	2	0	0	13	1	1	2	0	8	0	0	0
	0	4	1	0	0	25	0	6	1	0	9	0	0	0
	0	3-	1+	0	0	12-	1+	5-	1+	0	1-	0	0	0
0382Z	0	0	0	0	0	9	5	11	4	0	0	0	0	0
	0	0	0	0	1	15	0	9	4	0	4	0	0	0
	0	0	0	0	1-	6-	5+	2+	0	0	4-	0	0	0
03801	0	0	0	0	0	9	5	11	4	0	0	0	0	0
	0	0	0	0	1	15	0	9	4	0	4	0	0	0
	0	0	0	0	1-	6-	5+	2+	0	0	4-	0	0	0
*****														
039AL	2	12	4	0	5	108	4	16	0	0	70	0	0	9
	0	3	12	0	3	89	0	9	0	0	82	0	0	0
	2+	9+	8-	0	2+	19+	4+	7+	0	0	12-	0	0	9+
*****														
039RU	2	12	3	0	4	90	2	0	0	0	64	0	0	9
	0	3	12	0	3	81	0	9	0	0	76	0	0	0
	2+	9+	9-	0	1+	9+	2+	9-	0	0	12-	0	0	9+
03950	2	10	3	0	4	61	2	0	0	0	45	0	0	9
	0	3	12	0	2	50	0	9	0	0	51	0	0	0
	2+	7+	9-	0	2+	11+	2+	9-	0	0	6-	0	0	9+

# PART II ARRESTS

		PART II ARRESTS BY CHARGE AND			AGENCY TYPE	ARSON	FORGERY	FRAUD	EMBEZZLE	STOLEN PROPERTY	VANDAL	ILLEGAL WEAPONS
		JUVENILE	ADULTS	GRAND TOTAL	OTHER ASSAULTS							
STATE POLICE	94	1	115	116	20	0	3	37	0	4	0	2
	93	0	121	121	15	0	0	45	0	3	0	1
	CHANGE	1+	6-	5-	5+	0	3+	8-	0	1+	0	1+
MUNICIPAL	94	2	68	70	15	0	1	9	0	0	1	0
	93	1	22	23	3	0	0	4	0	2	0	0
	CHANGE	1+	46+	47+	12+	0	1+	5+	0	2-	1+	0
KINGHOOD PD	94	2	68	70	15	0	1	9	0	0	1	0
	93	1	20	21	3	0	0	4	0	2	0	0
	CHANGE	1+	48+	49+	12+	0	1+	5+	0	2-	1+	0
REEDSVILLE PD	94	0	0	0	0	0	0	0	0	0	0	0
	93	0	2	2	0	0	0	0	0	0	0	0
	CHANGE	0	2-	2-	0	0	0	0	0	0	0	0
*****												
PUTNAM CTY	TOTAL	94	30	757	787	79	0	64	150	1	8	47
	93	36	576	612	84	1	66	53	2	2	8	19
	CHANGE	6-	181+	175+	5-	1-	2-	97+	1-	6+	8-	28+
*****												
RURAL	94	13	569	582	77	0	64	150	1	7	0	41
	93	14	440	454	82	1	65	53	2	1	7	15
	CHANGE	1-	129+	128+	5-	1-	1-	97+	1-	6+	7-	26+
SHERIFF	94	5	511	516	69	0	62	143	0	6	0	39
	93	5	367	372	66	1	63	52	2	1	0	14
	CHANGE	0	144+	144+	3+	1-	1-	91+	2-	5+	0	25+
STATE POLICE	94	8	58	66	8	0	2	7	1	1	0	2
	93	9	73	82	16	0	2	1	0	0	7	1
	CHANGE	1-	15-	16-	8-	0	0	6+	1+	1+	7-	1+
MUNICIPAL	94	17	188	205	2	0	0	0	0	1	0	6
	93	22	136	158	2	0	1	0	0	1	1	4
	CHANGE	5-	52+	47+	0	0	1-	0	0	0	1-	2+
HURRICANE PD	94	17	114	131	2	0	0	0	0	1	0	6
	93	22	114	136	2	0	1	0	0	1	1	4
	CHANGE	5-	0	5-	0	0	1-	0	0	0	1-	2+
POCA PD	94	0	74	74	0	0	0	0	0	0	0	0
	93	0	22	22	0	0	0	0	0	0	0	0
	CHANGE	0	52+	52+	0	0	0	0	0	0	0	0
*****												
RALEIGH CTY	TOTAL	94	340	2872	3212	377	1	44	780	6	31	89
	93	354	2789	3143	390	6	31	707	5	19	104	91
	CHANGE	14-	83+	69+	13-	5-	13+	73+	1+	12+	15-	2/-
*****												
RURAL	94	80	1776	1856	170	1	23	740	5	15	40	37
	93	150	1625	1775	202	3	11	662	1	8	42	52
	CHANGE	70-	151+	81+	32-	2-	12+	78+	4+	7+	2-	15-
SHERIFF	94	71	1483	1554	134	1	17	740	0	7	36	28
	93	139	1272	1411	192	2	5	662	0	1	32	29
	CHANGE	68-	211+	143+	58-	1-	12+	78+	0	6+	4+	1-
STATE POLICE	94	9	293	302	36	0	6	0	5	8	4	9
	93	11	353	364	10	1	0	0	1	7	10	23
	CHANGE	2-	60-	62-	26+	1-	6	0	4+	1+	6-	14-
MUNICIPAL	94	260	1096	1356	207	0	21	40	1	16	49	54
	93	204	1164	1368	188	3	20	45	4	11	62	66
	CHANGE	56+	68-	12-	19+	3-	1+	5-	3-	5+	13-	12-
BECKLEY PD	94	238	1064	1302	193	0	21	40	1	12	44	54
	93	199	1133	1332	183	3	20	45	4	11	62	63
	CHANGE	39+	69-	30-	10+	3-	1+	5-	3-	1+	18-	9-
MABSCOTT PD	94	22	14	36	11	0	0	0	0	3	5	0
	93	3	2	5	0	0	0	0	0	0	0	0
	CHANGE	19+	12+	31+	11+	0	0	0	0	3+	5+	0
SOPHIA PD	94	0	18	18	3	0	0	0	0	1	0	0
	93	2	29	31	5	0	0	0	0	0	0	3
	CHANGE	2-	11-	13-	2-	0	0	0	0	1+	0	3-
*****												
RANDOLPH CTY	TOTAL	94	79	600	679	91	9	15	12	0	6	37
	93	72	575	647	75	0	2	5	0	5	38	10
	CHANGE	7+	25+	32+	16+	9+	13+	7+	0	1+	1-	5+
*****												
RURAL	94	25	232	257	30	0	7	11	0	1	13	5
	93	14	202	216	19	0	3	3	0	2	6	6
	CHANGE	11+	30+	41+	11+	0	7+	8+	0	1-	7+	1-
SHERIFF	94	0	0	0	0	0	0	0	0	0	0	0
	93	0	4	4	0	0	0	0	0	0	0	3
	CHANGE	0	4-	4-	0	0	0	0	0	0	0	3-
STATE POLICE	94	25	232	257	30	0	7	11	0	1	13	5
	93	14	198	212	19	0	3	3	0	2	6	3
	CHANGE	11+	34+	45+	11+	0	7+	8+	0	1-	7+	2+
MUNICIPAL	94	54	368	422	61	9	8	1	0	5	24	10
	93	58	373	431	56	0	2	2	0	3	32	4
	CHANGE	4-	5-	9-	5+	9+	6+	1-	0	2+	8-	6+

# PART II ARRESTS

	COML VICE	SEX OFFENSES	MARCOTIC AND DRUG	PART II GAMBLING	ARRESTS FAMILY OFFENSES	BY CHARGE DRIVING UND INFL	AND AGENCY LIQUOR LAMS	TYPE DRUNK-ENNESS	DISORD CONDUCT	VAGRANCY	OTHER OFFENSES	SUSPICION	CURFEN LOITER	RUN-AMAYS
0395P	0	2	0	0	0	29	0	0	0	0	19	0	0	0
	0	0	0	0	1	31	0	0	0	0	25	0	0	0
	0	2+	0	0	1-	2-	0	0	0	0	6-	0	0	0
0392Z	0	0	1	0	1	18	2	16	0	0	6	0	0	0
	0	0	0	0	0	8	0	0	0	0	6	0	0	0
	0	0	1+	0	1+	10+	2+	16+	0	0	0	0	0	0
03901	0	0	1	0	1	18	2	16	0	0	6	0	0	0
	0	0	0	0	0	6	0	0	0	0	6	0	0	0
	0	0	1+	0	1+	12+	2+	16+	0	0	0	0	0	0
03907	0	0	0	0	0	0	0	0	0	0	0	0	0	0
	0	0	0	0	0	2	0	0	0	0	0	0	0	0
	0	0	0	0	0	2-	0	0	0	0	0	0	0	0
*****														
040AL	0	17	44	1	2	101	5	66	30	8	160	0	3	1
	0	1	35	1	2	107	0	89	6	0	132	0	4	0
	0	16+	9+	0	0	6-	5+	23-	24+	8+	28+	0	1-	1+
*****														
040RU	0	17	39	1	2	48	4	11	0	0	120	0	0	0
	0	1	32	1	2	41	0	22	4	0	105	0	0	0
	0	16+	7+	0	0	13-	4+	11-	4-	0	15+	0	0	0
040S0	0	6	29	0	0	44	0	11	0	0	107	0	0	0
	0	1	24	0	0	49	0	18	4	0	75	0	0	0
	0	5+	3+	0	0	5-	0	7-	4-	0	32+	0	0	0
040SP	0	11	10	1	2	4	4	0	0	0	13	0	0	0
	0	0	6	1	2	12	0	4	0	0	30	0	0	0
	0	11+	4+	0	0	8-	4+	4-	0	0	17-	0	0	0
040ZZ	0	0	5	0	0	53	1	55	30	8	40	0	3	1
	0	0	3	0	0	44	0	67	2	0	27	0	4	0
	0	0	2+	0	0	7+	1+	12-	28+	8+	13+	0	1-	1+
04001	0	0	5	0	0	51	1	27	2	0	32	0	3	1
	0	0	3	0	0	45	0	46	2	0	27	0	4	0
	0	0	2+	0	0	6+	1+	19-	0	0	5+	0	1-	1+
04004	0	0	0	0	0	2	0	28	28	8	8	0	0	0
	0	0	0	0	0	1	0	21	0	0	0	0	0	0
	0	0	0	0	0	1+	0	7+	28+	8+	8+	0	0	0
*****														
041AL	0	12	212	1	40	504	11	619	47	0	260	0	28	59
	0	10	205	3	22	445	33	638	51	1	253	0	17	85
	0	2+	7+	2-	18+	59+	22-	19-	4-	1-	7+	0	11+	26-
*****														
041RU	0	12	106	0	18	362	2	238	8	0	56	0	0	23
	0	6	121	0	19	240	7	202	13	1	116	0	0	69
	0	6+	15-	0	1-	122+	5-	36+	5-	1-	60-	0	0	46-
04150	0	10	30	0	18	264	2	196	8	0	41	0	0	22
	0	2	6	0	18	115	4	170	13	1	93	0	0	66
	0	8+	24+	0	0	149+	2-	26+	5-	1-	52-	0	0	44-
0415P	0	2	76	0	0	98	0	42	0	0	15	0	0	1
	0	4	115	0	1	125	3	32	0	0	23	0	0	3
	0	2-	39-	0	1-	27-	3-	10+	0	0	8-	0	0	2-
041ZZ	0	0	106	1	22	142	9	381	39	0	204	0	28	36
	0	4	84	3	3	205	26	436	38	0	137	0	17	16
	0	4-	22+	2-	19+	63-	17-	55-	1+	0	67+	0	11+	20+
04101	0	0	106	1	22	129	9	379	39	0	199	0	17	36
	0	3	84	3	3	183	26	435	38	0	136	0	14	16
	0	3-	22+	2-	19+	54-	17-	56-	1+	0	63+	0	3+	20+
04103	0	0	0	0	0	0	0	2	0	0	4	0	11	0
	0	0	0	0	0	1	0	0	0	0	1	0	3	0
	0	0	0	0	0	1-	0	2+	0	0	3+	0	8+	0
04104	0	0	0	0	0	13	0	0	0	0	1	0	0	0
	0	1	0	0	0	21	0	1	0	0	0	0	0	0
	0	1-	0	0	0	8-	0	1-	0	0	1+	0	0	0
*****														
042AL	0	7	13	0	5	92	19	196	34	8	82	0	20	18
	0	10	10	0	1	106	8	210	24	3	116	0	19	5
	0	3-	3+	0	4+	14-	11+	14-	10+	5+	34-	0	1+	13+
*****														
042RU	0	5	9	0	4	49	1	58	8	0	39	0	0	17
	0	6	4	0	1	52	0	65	0	0	47	0	0	5
	0	1-	5+	0	3+	3-	1+	7-	8+	0	8-	0	0	12+
042S0	0	0	0	0	0	0	0	0	0	0	0	0	0	0
	0	0	1-	0	0	0	0	0	0	0	0	0	0	0
	0	0	0	0	0	0	0	0	0	0	0	0	0	0
0425P	0	5	9	0	4	49	1	58	8	0	39	0	0	17
	0	6	3	0	1	52	0	65	0	0	47	0	0	5
	0	1-	6+	0	3+	3-	1+	7-	8+	0	8-	0	0	12+
042ZZ	0	2	4	0	1	43	18	138	26	8	43	0	20	1
	0	4	6	0	0	54	8	145	24	3	69	0	19	0
	0	2-	2-	0	1+	11-	10+	7-	2+	5+	26-	0	1+	1+

# PART I I ARRESTS

		PART II ARRESTS BY CHARGE AND AGENCY TYPE										
		JUVENILE	ADULTS	GRAND TOTAL	OTHER ASSAULTS	ARSON	FORGERY	FRAUD	EMBEZZLE	STOLEN PROPERTY	VANDAL	ILLEGAL WEAPONS
ELKINS PD	94	54	364	418	61	9	8	1	0	5	24	10
	93	55	323	378	53	0	2	2	0	5	32	4
	CHANGE	1-	41+	40+	8+	9+	6+	1-	0	2+	8-	6+
MILL CREEK PD	94	0	4	4	0	0	0	0	0	0	0	0
	93	3	50	53	3	0	0	0	0	0	0	0
	CHANGE	3-	46-	49-	3-	0	0	0	0	0	0	0
*****												
RITCHIE CTY TOTAL	94	5	228	233	31	0	0	14	0	0	3	28
	93	1	187	188	25	1	0	10	0	0	6	20
	CHANGE	4+	41+	45+	6+	1-	1-	4+	0	1-	3-	8+
*****												
RURAL	94	2	184	186	29	0	0	14	0	0	3	28
	93	1	141	142	24	1	1	10	0	1	5	19
	CHANGE	1+	43+	44+	5+	1-	1-	4+	0	1-	2-	9+
SHERIFF	94	2	88	90	10	0	0	0	0	0	1	25
	93	1	74	75	11	1	1	0	0	0	3	15
	CHANGE	1+	14+	15+	1-	1-	1-	0	0	0	2-	10+
STATE POLICE	94	0	96	96	19	0	0	14	0	0	2	3
	93	0	67	67	13	0	0	10	0	1	2	4
	CHANGE	0	29+	29+	6+	0	0	4+	0	1-	0	1-
MUNICIPAL	94	3	44	47	2	0	0	0	0	0	0	0
	93	0	46	46	1	0	0	0	0	0	1	1
	CHANGE	3+	2-	1+	1+	0	0	0	0	0	1-	1-
HARRISVILLE PD	94	3	40	43	2	0	0	0	0	0	0	0
	93	0	17	17	1	0	0	0	0	0	1	1
	CHANGE	3+	23+	26+	1+	0	0	0	0	0	1-	1-
PENNSBORO PD	94	0	4	4	0	0	0	0	0	0	0	0
	93	0	29	29	0	0	0	0	0	0	0	0
	CHANGE	0	25-	25-	0	0	0	0	0	0	0	0
*****												
ROANE CTY TOTAL	94	45	268	313	26	0	3	4	0	0	0	8
	93	14	223	237	19	1	0	13	0	2	0	18
	CHANGE	31+	45+	76+	7+	1-	3+	9-	0	2-	0	10-
*****												
RURAL	94	37	177	214	10	0	3	4	0	0	0	7
	93	13	154	167	12	1	0	13	0	2	0	18
	CHANGE	24+	23+	47+	2-	1-	3+	9-	0	2-	0	11-
SHERIFF	94	32	130	162	0	0	1	3	0	0	0	7
	93	12	124	138	8	1	0	13	0	0	0	18
	CHANGE	20+	4+	24+	8-	1-	1+	10-	0	0	0	11-
STATE POLICE	94	5	47	52	10	0	2	1	0	0	0	0
	93	1	28	29	4	0	2	0	0	2	0	0
	CHANGE	4+	19+	23+	6+	0	2+	1+	0	2-	0	0
MUNICIPAL	94	8	91	99	16	0	0	0	0	0	0	1
	93	1	69	70	7	0	0	0	0	0	0	0
	CHANGE	7+	22+	29+	9+	0	0	0	0	0	0	1+
SPENCER PD	94	8	91	99	16	0	0	0	0	0	0	1
	93	1	69	70	7	0	0	0	0	0	0	0
	CHANGE	7+	22+	29+	9+	0	0	0	0	0	0	1+
*****												
SUMMERS CTY TOTAL	94	3	334	337	76	1	18	1	0	1	4	14
	93	10	397	407	37	0	8	1	0	1	5	8
	CHANGE	7-	63-	70-	39+	1+	7-	17+	1+	1-	3-	6+
*****												
RURAL	94	3	141	144	25	0	0	10	1	0	1	6
	93	10	253	263	25	0	6	0	0	1	3	6
	CHANGE	7-	112-	119-	0	0	6-	10+	1+	1-	2-	0
SHERIFF	94	1	108	109	23	0	0	8	0	0	0	5
	93	10	203	213	20	0	2	0	0	1	1	6
	CHANGE	9-	95-	104-	3+	0	2-	8+	0	1-	1-	1-
STATE POLICE	94	2	33	35	2	0	0	2	1	0	1	1
	93	0	50	50	5	0	4	0	0	0	2	0
	CHANGE	2+	17-	15-	3-	0	4-	2+	1+	0	1-	1+
MUNICIPAL	94	0	193	193	51	1	1	8	0	0	0	8
	93	0	144	144	12	0	2	1	0	0	1	0
	CHANGE	0	49+	49+	39+	1+	1-	7+	0	0	1-	8+
HINTON PD	94	0	193	193	51	1	1	8	0	0	0	8
	93	0	144	144	12	0	2	1	0	0	1	0
	CHANGE	0	49+	49+	39+	1+	1-	7+	0	0	1-	8+
*****												
TAYLOR CTY TOTAL	94	18	254	272	42	2	1	6	0	1	4	10
	93	7	209	216	23	1	3	12	1	1	5	2
	CHANGE	11+	45+	56+	19+	1+	2-	6-	1-	0	1-	8+
*****												
RURAL	94	1	95	96	12	1	0	6	0	1	1	3
	93	2	105	107	9	0	2	12	1	1	0	1
	CHANGE	1-	10-	11-	3+	1+	2-	6-	1-	0	1+	2+
SHERIFF	94	0	83	83	12	1	0	6	0	1	1	3
	93	1	83	84	6	0	1	12	0	1	0	1
	CHANGE	1-	0	1-	6+	1+	1-	6-	0	0	1+	2+

# PART II ARRESTS

	COML VICE	SEX OFFENSES	PART II NARCOTIC AND DRUG		ARRESTS BY CHARGE FAMILY OFFENSES		DRIVING UND INFL	LIQUOR LAMS	AGENCY TYPE DRUNK-ENNESS	DISORD CONDUCT	VAGRANCY	OTHER OFFENSES	SUSPICION	CURFEM LOITER	RUN-AWAYS
04201	0	2	4	0	0	43	18	137	25	8	42	0	20	1	
	0	4	6	0	0	50	8	130	12	3	50	0	19	0	
	0	2-	2-	0	0	7-	10+	7+	13+	5+	8-	0	1+	1+	
04202	0	0	0	0	1	0	0	1	1	0	1	0	0	0	
	0	0	0	0	1+	4-	0	15	12	0	19	0	0	0	
	0	0	0	0	0	4-	0	14-	11-	0	18-	0	0	0	
*****															
043AL	0	3	8	0	1	55	3	40	4	0	43	0	0	0	
	0	2	4	0	2	31	9	31	2	0	43	0	0	0	
	0	1+	4+	0	1-	24+	6-	9+	2+	0	0	0	0	0	
*****															
043RU	0	3	8	0	1	48	3	20	4	0	25	0	0	0	
	0	2	4	0	2	16	9	6	1	0	41	0	0	0	
	0	1+	4+	0	1-	32+	6-	14+	3+	0	16-	0	0	0	
043SO	0	0	2	0	0	16	0	15	0	0	21	0	0	0	
	0	1	3	0	0	5	2-	3	0	0	30	0	0	0	
	0	1-	1-	0	0	11+	2-	12+	0	0	9-	0	0	0	
043SP	0	3	4	0	1	32	3	5	4	0	4	0	0	0	
	0	1	1	0	2	11	7	3	1	0	11	0	0	0	
	0	2+	5+	0	1-	21+	4-	2+	3+	0	7-	0	0	0	
043ZZ	0	0	0	0	0	7	0	20	0	0	18	0	0	0	
	0	0	0	0	0	15	0	25	1	0	2	0	0	0	
	0	0	0	0	0	8-	0	5-	1-	0	16+	0	0	0	
04301	0	0	0	0	0	5	0	18	0	0	18	0	0	0	
	0	0	0	0	0	3	0	9	0	0	2	0	0	0	
	0	0	0	0	0	2+	0	9+	0	0	16+	0	0	0	
04302	0	0	0	0	0	2	0	2	0	0	0	0	0	0	
	0	0	0	0	0	12	0	16	1	0	0	0	0	0	
	0	0	0	0	0	10-	0	14-	1-	0	0	0	0	0	
*****															
044AL	0	0	9	0	3	62	2	71	1	0	103	0	0	21	
	0	3	3	0	0	79	0	23	1	0	70	0	0	5	
	0	3-	6+	0	3+	17-	2+	48+	0	0	33+	0	0	16+	
*****															
044RU	0	0	9	0	3	52	2	26	0	0	77	0	0	21	
	0	3	3	0	0	57	0	9	1	0	43	0	0	5	
	0	3-	6+	0	3+	5-	2+	17+	1-	0	34+	0	0	16+	
044SO	0	0	0	0	2	37	2	22	0	0	70	0	0	18	
	0	1	2	0	0	50	0	3	0	0	38	0	0	4	
	0	1-	2-	0	2+	13-	2+	19+	0	0	32+	0	0	14+	
044SP	0	0	9	0	1	15	0	4	0	0	7	0	0	3	
	0	2	1	0	0	7	0	6	1	0	5	0	0	1	
	0	2-	8+	0	1+	8+	0	2-	1-	0	2+	0	0	2+	
044ZZ	0	0	0	0	0	10	0	45	1	0	26	0	0	0	
	0	0	0	0	0	22	0	14	0	0	27	0	0	0	
	0	0	0	0	0	12-	0	31+	1+	0	1-	0	0	0	
04401	0	0	0	0	0	10	0	45	1	0	26	0	0	0	
	0	0	0	0	0	22	0	14	0	0	27	0	0	0	
	0	0	0	0	0	12-	0	31+	1+	0	1-	0	0	0	
*****															
045AL	0	4	13	0	6	105	0	51	3	0	63	0	0	0	
	0	4	28	1	2	145	2	67	21	0	94	0	0	6	
	0	0	15-	1-	4+	40-	2-	16-	18-	0	31-	0	0	6-	
*****															
045RU	0	4	5	0	3	56	0	9	0	0	24	0	0	0	
	0	4	23	0	1	94	0	7	7	0	80	0	0	6	
	0	0	18-	0	2+	38-	0	2+	7-	0	56-	0	0	6-	
045SO	0	2	1	0	3	43	0	2	0	0	22	0	0	0	
	0	4	9	0	0	79	0	7	4	0	74	0	0	6	
	0	2-	8-	0	3+	36-	0	5-	4-	0	52-	0	0	6-	
045SP	0	2	4	0	0	13	0	7	0	0	2	0	0	0	
	0	0	14	0	1	15	0	0	3	0	6	0	0	0	
	0	2+	10-	0	1-	2-	0	7+	3-	0	4-	0	0	0	
045ZZ	0	0	8	0	3	49	0	22	3	0	39	0	0	0	
	0	0	5	1	1	51	2	40	14	0	14	0	0	0	
	0	0	3+	1-	2+	2-	2-	18-	11-	0	25+	0	0	0	
04501	0	0	8	0	3	49	0	22	3	0	39	0	0	0	
	0	0	5	1	1	51	2	40	14	0	14	0	0	0	
	0	0	3+	1-	2+	2-	2-	18-	11-	0	25+	0	0	0	
*****															
046AL	0	2	12	0	4	63	0	68	9	0	41	0	5	2	
	0	0	6	0	1	60	7	16	17	0	59	0	0	2	
	0	2+	6+	0	3+	3+	7-	52+	8-	0	18-	0	5+	0	
*****															
046RU	0	2	6	0	3	39	0	13	0	0	9	0	0	0	
	0	0	3	0	1	33	0	6	2	0	35	0	0	1	
	0	2+	3+	0	2+	6+	0	7+	2-	0	26-	0	0	1-	
046SO	0	1	6	0	3	27	0	13	0	0	9	0	0	0	
	0	0	3	0	1	21	0	5	2	0	31	0	0	0	
	0	1+	3+	0	2+	6+	0	8+	2-	0	22-	0	0	0	

# PART I ARRESTS

		PART II ARRESTS BY CHARGE AND AGENCY TYPE			OTHER	ARSON	FORGERY	FRAUD	EMBEZZLE	STOLEN	VANDAL	ILLEGAL
		JUVENILE	ADULTS	GRAND	ASSAULTS					PROPERTY		WEAPONS
		TOTAL		TOTAL								
STATE POLICE	94	1	12	13	0	0	0	0	0	0	0	0
	93	1	22	23	3	0	0	0	1	0	0	0
	CHANGE	0	10-	10-	3-	0	1-	0	1-	0	0	0
MUNICIPAL	94	17	159	176	30	1	1	0	0	0	3	7
	93	5	104	109	14	1	1	0	0	0	5	1
	CHANGE	12+	55+	67+	16+	0	0	0	0	0	2-	6+
GRAFTON PD	94	17	159	176	30	1	1	0	0	0	3	7
	93	5	104	109	14	1	1	0	0	0	5	1
	CHANGE	12+	55+	67+	16+	0	0	0	0	0	2-	6+
*****												
TUCKER CTY	TOTAL	94	6	190	196	35	0	5	24	1	1	4
	93	13	289	302	15	1	0	40	0	0	1	3
	CHANGE	7-	99-	106-	20+	1-	5+	16-	1+	1+	3-	1-
*****												
RURAL	94	1	142	143	30	0	1	24	1	0	1	0
	93	1	262	263	14	1	0	39	0	0	1	3
	CHANGE	0	120-	120-	16+	1-	1+	15-	1+	0	0	3-
SHERIFF	94	0	60	60	20	0	0	7	0	0	1	0
	93	1	63	64	9	1	0	20	0	0	0	1
	CHANGE	1-	3-	4-	11+	1-	0	13-	0	0	1+	1-
STATE POLICE	94	1	82	83	10	0	1	17	1	0	0	0
	93	0	199	199	5	0	0	19	0	0	1	2
	CHANGE	1+	117-	116-	5+	0	1+	2-	1+	0	1-	2-
MUNICIPAL	94	5	48	53	5	0	4	0	0	1	0	3
	93	12	27	39	5	0	0	1	0	0	3	1
	CHANGE	7-	21+	14+	4+	0	4+	1-	0	1+	3-	2+
PARSONS PD	94	5	48	53	5	0	4	0	0	1	0	3
	93	12	27	39	5	0	0	1	0	0	3	1
	CHANGE	7-	21+	14+	4+	0	4+	1-	0	1+	3-	2+
*****												
TYLER CTY	TOTAL	94	45	285	330	35	0	2	7	0	3	10
	93	69	340	409	46	0	2	13	1	4	22	23
	CHANGE	24-	55-	79-	11-	0	2+	6-	1-	1-	13-	13-
*****												
RURAL	94	24	205	229	21	0	0	7	0	1	5	8
	93	14	133	147	23	0	0	13	1	0	15	18
	CHANGE	10+	72+	82+	2-	0	0	6-	1-	1+	10-	10-
SHERIFF	94	24	195	219	18	0	0	7	0	1	5	8
	93	13	129	142	23	0	0	13	0	0	15	18
	CHANGE	11+	66+	77+	5-	0	0	6-	0	1+	10-	10-
STATE POLICE	94	0	10	10	3	0	0	0	0	0	0	0
	93	1	4	5	0	0	0	0	1	0	0	0
	CHANGE	1-	6+	5+	3+	0	0	0	1-	0	0	0
MUNICIPAL	94	21	80	101	14	0	2	0	0	2	4	2
	93	55	207	262	23	0	0	0	0	4	7	5
	CHANGE	34-	127-	161-	9-	0	2+	0	0	2-	3-	3-
PADEN CITY PD	94	9	37	46	1	0	2	0	0	1	0	2
	93	1	27	28	2	0	0	0	0	0	0	0
	CHANGE	8+	10+	18+	1-	0	2+	0	0	1+	0	2+
SISTERSVILLE PD	94	8	37	45	12	0	0	0	0	0	3	0
	93	8	49	57	9	0	0	0	0	0	7	0
	CHANGE	0	12-	12-	3+	0	0	0	0	0	4-	0
MIDDLEBOURNE PD	94	4	6	10	1	0	0	0	0	1	1	0
	93	46	131	177	12	0	0	0	0	4	0	5
	CHANGE	42-	125-	167-	11-	0	0	0	0	3-	1+	5-
*****												
UPSHUR CTY	TOTAL	94	141	876	1017	110	0	12	189	1	5	47
	93	71	851	922	109	0	4	238	1	0	36	6
	CHANGE	70+	25+	95+	1+	0	8+	49-	0	3+	11+	0
*****												
RURAL	94	24	427	451	37	0	5	189	1	1	4	0
	93	19	467	486	40	0	4	238	1	0	0	0
	CHANGE	5+	40-	35-	3-	0	1+	49-	0	1+	4+	0
SHERIFF	94	18	381	399	35	0	5	189	0	0	0	0
	93	16	405	421	39	0	1	236	0	0	0	0
	CHANGE	2+	24-	22-	4-	0	4+	47-	0	0	0	0
STATE POLICE	94	6	46	52	2	0	0	0	1	1	4	0
	93	3	62	65	1	0	3	2	1	0	0	0
	CHANGE	3+	16-	13-	1+	0	3-	2-	0	1+	4+	0
MUNICIPAL	94	117	449	566	73	0	7	0	0	2	43	6
	93	52	384	436	69	0	0	0	0	0	36	6
	CHANGE	65+	65+	130+	4+	0	7+	0	0	2+	7+	0
BUCKHANNOH PD	94	117	449	566	73	0	7	0	0	2	43	6
	93	52	384	436	69	0	0	0	0	0	36	6
	CHANGE	65+	65+	130+	4+	0	7+	0	0	2+	7+	0
*****												
WAYNE CTY	TOTAL	94	34	739	773	135	1	5	25	1	14	11
	93	41	740	781	81	0	6	45	3	18	15	21
	CHANGE	7-	1-	8-	54+	1+	1-	20-	2-	4-	8-	10-



# PART I ARRESTS

	COML VICE	SEX OFFENSES	NARCOTIC AND DRUG	PART II GAMBLING	ARRESTS FAMILY OFFENSES	BY CHARGE DRIVING UND INFL	AND LIQUOR LAMS	AGENCY TYPE DRUNK-ENNESS	DISORD CONDUCT	VAGRANCY	OTHER OFFENSES	SUSPICION	CURFEW LOITER	RUN-AWAYS
0465P	0	1	0	0	0	12	0	0	0	0	0	0	0	0
	0	0	0	0	0	12	0	1	0	0	4	0	0	1
	0	1+	0	0	0	0	0	1-	0	0	4-	0	0	1-
0462Z	0	0	6	0	1	24	0	55	9	0	32	0	5	2
	0	0	3	0	0	27	7	10	15	0	24	0	0	1
	0	0	3+	0	1+	3-	7-	45+	6-	0	8+	0	5+	1+
04601	0	0	6	0	1	24	0	55	9	0	32	0	5	2
	0	0	3	0	0	27	7	10	15	0	24	0	0	1
	0	0	3+	0	1+	3-	7-	45+	6-	0	8+	0	5+	1+
*****														
047AL	0	4	10	0	5	42	1	33	1	0	30	0	0	0
	0	5	0	0	2	48	0	127	3	1	48	0	4	0
	0	1-	10+	0	3+	6-	1+	94-	2-	1-	18-	0	4-	0
*****														
047RU	0	4	2	0	5	31	1	24	0	0	19	0	0	0
	0	5	0	0	2	44	0	120	3	0	31	0	0	0
	0	1-	2+	0	3+	13-	1+	96-	3-	0	12-	0	0	0
04750	0	0	1	0	2	8	0	8	0	0	13	0	0	0
	0	0	0	0	1	13	0	5	1	0	13	0	0	0
	0	0	1+	0	1+	5-	0	3+	1-	0	0	0	0	0
0475P	0	4	1	0	3	23	1	16	0	0	6	0	0	0
	0	5	0	0	1	31	0	115	2	0	18	0	0	0
	0	1-	1+	0	2+	8-	1+	99-	2-	0	12-	0	0	0
0472Z	0	0	8	0	0	11	0	9	1	0	11	0	0	0
	0	0	0	0	0	4	0	7	0	1	17	0	4	0
	0	0	8+	0	0	7+	0	2+	1+	1-	6-	0	4-	0
04701	0	0	8	0	0	11	0	9	1	0	11	0	0	0
	0	0	0	0	0	4	0	7	0	1	17	0	4	0
	0	0	8+	0	0	7+	0	2+	1+	1-	6-	0	4-	0
*****														
048AL	0	0	29	0	13	23	6	77	10	0	103	0	0	3
	1	2	11	0	2	52	28	85	27	0	67	0	17	4
	1-	2-	18+	0	11+	33-	22-	8-	17-	0	36+	0	17-	1-
*****														
048RU	0	0	26	0	12	12	2	53	1	0	80	0	0	1
	0	2	3	0	0	10	0	16	0	0	45	0	0	1
	0	2-	23+	0	12+	2+	2+	37+	1+	0	35+	0	0	0
04850	0	0	24	0	12	10	2	53	1	0	77	0	0	1
	0	0	3	0	0	9	0	16	0	0	44	0	0	1
	0	0	21+	0	12+	1+	2+	37+	1+	0	33+	0	0	0
0485P	0	0	2	0	0	2	0	0	0	0	3	0	0	0
	0	2	0	0	0	1	0	0	0	0	1	0	0	0
	0	2-	2+	0	0	1+	0	0	0	0	2+	0	0	0
0482Z	0	0	3	0	1	11	4	24	9	0	23	0	0	2
	1	0	8	0	2	46	28	69	27	0	22	0	17	3
	1-	0	5-	0	1-	35-	24-	45-	18-	0	1+	0	17-	1-
04801	0	0	1	0	0	3	0	5	7	0	23	0	0	1
	0	0	0	0	0	5	1	9	4	0	7	0	0	0
	0	0	1+	0	0	2-	1-	4-	3+	0	16+	0	0	1+
04802	0	0	2	0	0	6	4	18	0	0	0	0	0	0
	0	0	2	0	0	14	0	19	5	0	1	0	0	0
	0	0	0	0	0	8-	4+	1-	5-	0	1-	0	0	0
04803	0	0	0	0	1	2	0	1	2	0	0	0	0	1
	1	0	6	0	2	27	27	41	18	0	14	0	17	3
	1-	0	6-	0	1-	25-	27-	40-	16-	0	14-	0	17-	2-
*****														
049AL	0	5	17	0	0	143	11	118	19	0	327	0	9	0
	0	5	7	0	0	110	0	106	35	0	256	0	0	9
	0	0	10+	0	0	33+	11+	12+	16-	0	71+	0	9+	9-
*****														
049RU	0	1	5	0	0	46	11	31	0	0	118	0	2	0
	0	3	4	0	0	33	0	38	1	0	115	0	0	9
	0	2-	1+	0	0	13+	11+	7-	1-	0	3+	0	2+	9-
04950	0	0	0	0	0	22	3	30	0	0	113	0	2	0
	0	0	0	0	0	13	0	22	0	0	101	0	0	9
	0	0	0	0	0	9+	3+	8+	0	0	12+	0	2+	9-
0495P	0	1	5	0	0	24	8	1	0	0	5	0	0	0
	0	3	4	0	0	20	0	16	1	0	14	0	0	0
	0	2-	1+	0	0	4+	8+	15-	1-	0	9-	0	0	0
0492Z	0	4	12	0	0	97	0	87	19	0	209	0	7	0
	0	2	3	0	0	77	0	68	34	0	141	0	0	0
	0	2+	9+	0	0	20+	0	19+	15-	0	68+	0	7+	0
04901	0	4	12	0	0	97	0	87	19	0	209	0	7	0
	0	2	3	0	0	77	0	68	34	0	141	0	0	0
	0	2+	9+	0	0	20+	0	19+	15-	0	68+	0	7+	0
*****														
050AL	0	6	33	0	6	213	0	79	12	3	208	0	2	12
	0	10	16	9	2	276	1	71	28	0	165	0	0	14
	0	4-	17+	9-	4+	63-	1-	8+	16-	3+	43+	0	2+	2-

# PART I I ARRESTS

## PART II ARRESTS BY CHARGE AND AGENCY TYPE

		JUVENILE	ADULTS	GRAND TOTAL	AGENCY TYPE OTHER ASSAULTS	ARSON	FORGERY	FRAUD	EMBEZZLE	STOLCH PROPERTY	VANDAL	ILLEGAL WEAPONS
*****												
RURAL	94	26	478	504	114	1	2	25	1	10	6	11
	93	30	442	472	73	0	4	45	3	18	13	20
	CHANGE	4-	36+	32+	41+	1+	2-	20-	2-	8-	7-	9-
SHERIFF	94	8	236	244	57	0	2	23	0	6	2	8
	93	8	266	274	49	0	1	43	3	5	1	14
	CHANGE	0	30-	30-	8+	0	1+	20-	3-	1+	1+	6-
STATE POLICE	94	18	242	260	57	1	0	2	1	4	4	3
	93	22	176	198	24	0	3	2	0	13	12	6
	CHANGE	4-	66+	62+	33+	1+	3-	0	1+	9-	8-	3-
MUNICIPAL	94	8	261	269	21	0	3	0	0	4	1	0
	93	11	298	309	8	0	2	0	0	0	2	1
	CHANGE	3-	37-	40-	13+	0	1+	0	0	4+	1-	1-
CEREDO PD	94	0	85	85	5	0	3	0	0	2	0	0
	93	0	86	86	1	0	0	0	0	2	0	0
	CHANGE	0	1-	1-	4+	0	3+	0	0	2+	0	0
KENOVA PD	94	5	141	146	16	0	0	0	0	2	1	0
	93	11	194	205	7	0	2	0	0	2	2	0
	CHANGE	6-	53-	59-	9+	0	2-	0	0	2+	1-	0
HAYNE PD	94	3	31	34	0	0	0	0	0	0	0	0
	93	0	9	9	0	0	0	0	0	0	0	0
	CHANGE	3+	22+	25+	0	0	0	0	0	0	0	0
FORT GAY PD	94	0	4	4	0	0	0	0	0	0	0	0
	93	0	9	9	0	0	0	0	0	0	0	1
	CHANGE	0	5-	5-	0	0	0	0	0	0	0	1-
*****												
WEBSTER CTY	TOTAL	94	1	25	26	7	0	1	0	1	0	0
	93	0	26	26	4	0	0	0	0	0	1	0
	CHANGE	1+	1-	0	3+	0	0	1+	0	1+	1-	1-
*****												
RURAL	94	1	25	26	7	0	0	1	0	1	0	0
	93	0	26	26	4	0	0	0	0	0	1	1
	CHANGE	1+	1-	0	3+	0	0	1+	0	1+	1-	1-
SHERIFF	94	0	10	10	3	0	0	1	0	0	0	0
	93	0	13	13	4	0	0	0	0	0	1	1
	CHANGE	0	3-	3-	1-	0	0	1+	0	0	1-	1-
STATE POLICE	94	1	15	16	4	0	0	0	0	1	0	0
	93	0	13	13	0	0	0	0	0	0	0	0
	CHANGE	1+	2+	3+	4+	0	0	0	0	1+	0	0
*****												
WETZEL CTY	TOTAL	94	91	266	357	9	2	3	0	1	0	4
	93	49	247	296	7	4	3	2	1	4	6	9
	CHANGE	42+	19+	61+	2+	2-	0	2-	1-	3-	6-	5-
*****												
RURAL	94	1	55	56	5	0	1	0	0	1	0	4
	93	4	58	62	2	0	0	1-	1-	1-	3-	3
	CHANGE	3-	3-	6-	3+	0	0	0	0	0	0	1+
SHERIFF	94	0	28	28	2	0	0	0	0	0	0	3
	93	0	32	32	2	0	0	0	0	2	0	3
	CHANGE	0	4-	4-	0	0	0	0	0	2-	0	0
STATE POLICE	94	1	27	28	3	0	1	0	0	1	0	1
	93	4	26	30	0	0	1	1	1	0	3	0
	CHANGE	3-	1+	2-	3+	0	0	1-	1-	1+	3-	1+
MUNICIPAL	94	90	211	301	4	2	2	0	0	0	0	0
	93	45	189	234	5	4	2	1	0	2	3	6
	CHANGE	45+	22+	67+	1-	2-	0	1-	0	2-	3-	6-
NEW MARTINSVILLE PD	94	90	211	301	4	2	2	0	0	0	0	0
	93	45	189	234	5	4	2	1	0	2	3	6
	CHANGE	45+	22+	67+	1-	2-	0	1-	0	2-	3-	6-
*****												
HIRT CTY	TOTAL	94	15	157	172	15	1	0	1	0	2	37
	93	5	89	94	10	0	0	0	0	0	0	11
	CHANGE	10+	68+	78+	5+	1+	0	1+	0	0	2+	26+
*****												
RURAL	94	15	157	172	15	1	0	1	0	0	2	37
	93	5	89	94	10	0	0	0	0	0	0	11
	CHANGE	10+	68+	78+	5+	1+	0	1+	0	0	2+	26+
SHERIFF	94	5	90	95	4	0	0	0	0	0	0	37
	93	5	23	28	1	0	0	0	0	0	0	11
	CHANGE	0	67+	67+	3+	0	0	0	0	0	0	26+
STATE POLICE	94	10	67	77	11	1	0	1	0	0	2	0
	93	0	66	66	9	0	0	0	0	0	0	0
	CHANGE	10+	1+	11+	2+	1+	0	1+	0	0	2+	0
*****												
HOOD CTY	TOTAL	94	426	2318	2744	333	14	15	213	13	24	85
	93	392	2639	3031	325	13	32	517	11	15	142	49
	CHANGE	34+	321-	287-	8+	1+	17-	304-	2+	9+	57-	5-
*****												
RURAL	94	7	473	480	50	2	5	131	2	5	6	11
	93	27	441	468	84	2	1	78	4	8	30	14
	CHANGE	20-	32+	12+	34-	0	4+	53+	2-	3-	24-	3-

# PART I I ARRESTS

	COML VICE	SEX OFFENSES	PART II NARCOTIC AND DRUG	GAMBLING	ARRESTS BY CHARGE FAMILY OFFENSES	DRIVING UND INFL	LIQUOR LAMS	DRUNK-ENNESS	DISORD CONDUCT	VAGRANCY	OTHER OFFENSES	SUSPICION	CURFEM LOITER	RUN-ANAYS
050RU	0	5	26	0	6	84	0	49	1	3	151	0	0	9
	0	10	12	9	2	91	1	46	0	0	111	0	0	14
	0	5-	14+	9-	4+	7-	1-	3+	1+	3+	40+	0	0	5-
050S0	0	4	5	0	0	41	0	17	0	0	75	0	0	4
	0	5	4	0	0	51	1	12	0	0	80	0	0	5
	0	1-	1+	0	0	10-	1-	5+	0	0	5-	0	0	1-
050SP	0	1	21	0	6	43	0	32	1	3	76	0	0	5
	0	5	8	9	2	40	0	34	0	0	31	0	0	9
	0	4-	13+	9-	4+	3+	0	2-	1+	3+	45+	0	0	4-
050ZZ	0	1	7	0	0	129	0	30	11	0	57	0	2	3
	0	0	4	0	0	185	0	25	28	0	54	0	0	0
	0	1+	3+	0	0	56-	0	5+	17-	0	3+	0	2+	3+
05001	0	0	4	0	0	49	0	8	3	0	11	0	0	0
	0	0	0	0	0	69	0	7	4	0	5	0	0	0
	0	0	4+	0	0	20-	0	1+	1-	0	6+	0	0	0
05002	0	1	2	0	0	58	0	10	8	0	46	0	0	2
	0	0	1	0	0	106	0	14	24	0	49	0	0	0
	0	1+	1+	0	0	48-	0	4-	16-	0	3-	0	0	2+
05003	0	0	1	0	0	18	0	12	0	0	0	0	2	1
	0	0	0	0	0	5	0	4	0	0	0	0	0	0
	0	0	1+	0	0	13+	0	8+	0	0	0	0	2+	1+
05004	0	0	0	0	0	4	0	0	0	0	0	0	0	0
	0	0	3	0	0	5	0	0	0	0	0	0	0	0
	0	0	3-	0	0	1-	0	0	0	0	0	0	0	0
051AL	0	1	2	0	3	7	0	3	0	0	1	0	0	0
	0	3	1	0	0	14	0	1	0	0	1	0	0	0
	0	2-	1+	0	3+	7-	0	2+	0	0	0	0	0	0
051RU	0	1	2	0	3	7	0	3	0	0	1	0	0	0
	0	3	1	0	0	14	0	1	0	0	1	0	0	0
	0	2-	1+	0	3+	7-	0	2+	0	0	0	0	0	0
051S0	0	1	1	0	0	3	0	0	0	0	1	0	0	0
	0	3	1	0	0	2	0	0	0	0	1	0	0	0
	0	2-	0	0	0	1+	0	0	0	0	0	0	0	0
051SP	0	0	1	0	3	4	0	3	0	0	0	0	0	0
	0	0	0	0	3+	12	0	1	0	0	0	0	0	0
	0	0	1+	0	0	8-	0	2+	0	0	0	0	0	0
052AL	0	4	16	0	1	64	5	27	24	0	182	0	12	3
	0	4	15	0	1	82	3	23	24	0	103	0	4	1
	0	0	1+	0	0	18-	2+	4+	0	0	79+	0	8+	2+
052RU	0	3	4	0	1	25	3	1	0	0	8	0	0	0
	0	4	4	0	0	33	1	0	0	0	7	0	0	0
	0	1-	0	0	1+	8-	2+	1+	0	0	1+	0	0	0
052S0	0	0	3	0	0	19	0	0	0	0	1	0	0	0
	0	0	1	0	0	20	0	0	0	0	4	0	0	0
	0	0	2+	0	0	1-	0	0	0	0	3-	0	0	0
052SP	0	3	1	0	1	6	3	1	0	0	7	0	0	0
	0	4	3	0	0	13	1	0	0	0	3	0	0	0
	0	1-	2-	0	1+	7-	2+	1+	0	0	4+	0	0	0
052ZZ	0	1	12	0	0	39	2	26	24	0	174	0	12	3
	0	0	11	0	1	49	2	23	24	0	96	0	4	1
	0	1+	1+	0	1-	10-	0	3+	0	0	78+	0	8+	2+
05202	0	1	12	0	0	39	2	26	24	0	174	0	12	3
	0	0	11	0	1	49	2	23	24	0	96	0	4	1
	0	1+	1+	0	1-	10-	0	3+	0	0	78+	0	8+	2+
053AL	0	0	21	0	0	36	0	29	0	0	28	0	0	2
	0	2	2	0	0	26	1	6	0	0	36	0	0	0
	0	2-	19+	0	0	10+	1-	23+	0	0	8-	0	0	2+
053RU	0	0	21	0	0	36	0	29	0	0	28	0	0	2
	0	2	2	0	0	26	1	6	0	0	36	0	0	0
	0	2-	19+	0	0	10+	1-	23+	0	0	8-	0	0	2+
053S0	0	0	7	0	0	27	0	13	0	0	6	0	0	1
	0	1	0	0	0	14	0	1	0	0	0	0	0	0
	0	1-	7+	0	0	13+	0	12+	0	0	6+	0	0	1+
053SP	0	0	14	0	0	9	0	16	0	0	22	0	0	1
	0	1	2	0	0	12	1	5	0	0	36	0	0	0
	0	1-	12+	0	0	3-	1-	11+	0	0	14-	0	0	1+
054AL	0	25	172	0	6	329	150	716	14	1	473	0	9	103
	1	15	113	11	6	240	142	678	12	1	588	0	6	109
	1-	10+	59+	11-	0	89+	8+	38+	2+	0	115-	0	3+	6-
054RU	0	10	7	0	0	111	1	22	0	1	113	0	0	3
	0	5	6	0	1	91	0	19	0	1	123	0	1	0
	0	5+	1+	0	1-	20+	1+	3+	0	0	10-	0	1-	3+

# PART I I ARRESTS

		PART II ARRESTS BY CHARGE AND			AGENCY TYPE							
		JUVENILE	ADULTS	GRAND TOTAL	OTHER ASSAULTS	ARSON	FORGERY	FRAUD	EMBEZZLE	STOLEN PROPERTY	VANDAL	ILLEGAL WEAPONS
SHERIFF	94	0	413	413	48	0	3	129	0	0	6	11
	93	17	403	420	81	2	0	78	2	2	24	14
	CHANGE	17-	10+	7-	33-	2-	3+	51+	2-	2-	18-	3-
STATE POLICE	94	7	60	67	2	2	2	2	2	5	0	0
	93	10	38	48	3	0	1	0	2	6	6	0
	CHANGE	3-	22+	19+	1-	2+	1+	2+	0	1-	6-	0
MUNICIPAL	94	419	1845	2264	283	12	10	82	11	19	79	38
	93	365	2198	2563	241	11	31	439	7	7	112	40
	CHANGE	54+	353-	299-	42+	1+	21-	357-	4+	12+	33-	2-
PARKERSBURG PD	94	341	1676	2017	252	11	6	72	4	11	72	33
	93	320	2031	2351	219	11	22	425	4	3	104	37
	CHANGE	21+	355-	334-	33+	0	16-	353-	0	8+	32-	4-
VIENNA PD	94	65	144	209	25	1	3	7	7	8	6	4
	93	27	126	153	13	0	7	10	3	4	8	3
	CHANGE	38+	18+	56+	12+	1+	4-	3-	4+	4+	2-	1+
WILLIAMSTOWN PD	94	13	25	38	6	0	1	3	0	0	1	1
	93	18	41	59	9	0	2	4	0	0	0	0
	CHANGE	5-	16-	21-	3-	0	1-	1-	0	0	1+	1+
*****												
HYOMING CTY	TOTAL	94	34	516	550	90	5	6	8	0	6	27
	93	27	578	605	114	5	6	4	0	7	8	27
	CHANGE	7+	62-	55-	24-	2-	0	4+	0	1-	4-	0
*****												
RURAL	94	12	308	320	64	3	5	8	0	4	1	18
	93	13	325	338	78	3	4	4	0	7	8	22
	CHANGE	1-	17-	18-	14-	0	1+	4+	0	3-	7-	4-
SHERIFF	94	5	280	285	62	1	5	6	0	4	1	17
	93	7	290	297	75	3	4	3	0	4	7	19
	CHANGE	2-	10-	12-	13-	2-	1+	3+	0	0	6-	2-
STATE POLICE	94	7	28	35	2	2	0	2	0	0	0	1
	93	6	35	41	3	0	0	1	0	3	1	3
	CHANGE	1+	7-	6-	1-	2+	0	1+	0	3-	1-	2-
MUNICIPAL	94	22	208	230	26	0	1	0	0	2	4	9
	93	14	253	267	36	2	2	0	0	0	1	5
	CHANGE	8+	45-	37-	10-	2-	1-	0	0	2+	3+	4+
MULLENS PD	94	3	78	81	1	0	0	0	0	1	0	3
	93	4	73	77	5	2	0	0	0	0	1	2
	CHANGE	1-	5+	4+	4-	2-	0	0	0	1+	1-	1+
PINEVILLE PD	94	1	41	42	5	0	0	0	0	0	0	0
	93	0	46	46	1	0	0	0	0	0	0	0
	CHANGE	1+	5-	4-	4+	0	0	0	0	0	0	0
OCEANA PD	94	18	89	107	20	0	1	0	0	1	4	6
	93	10	134	144	30	0	2	0	0	0	0	3
	CHANGE	8+	45-	37-	10-	0	1-	0	0	1+	4+	3+

# PART II ARRESTS

	COML VICE	SEX OFFENSES	PART II NARCOTIC AND DRUG	GAMBLING	ARRESTS FAMILY OFFENSES	BY CHARGE DRIVING UND INFL	AND AGENCY LIQUOR LAWS	TYPE DRUNK-ENNESS	DISORD CONDUCT	VAGRANCY	OTHER OFFENSES	SUSPICION	CURFEM LOITER	RUN-AWAYS
05450	0	8	7	0	0	89	0	20	0	0	92	0	0	0
	0	5	5	0	0	69	0	19	0	0	119	0	0	0
	0	3+	2+	0	0	20+	0	1+	0	0	27-	0	0	0
0545P	0	2	0	0	0	22	1	2	0	1	21	0	0	3
	0	0	1	0	1	22	0	0	0	1	4	0	1	0
	0	2+	1-	0	1-	0	1+	2+	0	0	17+	0	1-	3+
054Z2	0	15	165	0	6	218	149	694	14	0	360	0	9	100
	1	10	107	11	5	149	142	659	12	0	465	0	5	109
	1-	5+	58+	11-	1+	69+	7+	35+	2+	0	105-	0	4+	9-
05401	0	15	154	0	4	174	145	652	7	0	327	0	4	74
	1	9	99	11	4	104	126	619	9	0	437	0	2	105
	1-	6+	55+	11-	0	70+	19+	33+	2-	0	110-	0	2+	51-
05402	0	0	11	0	1	36	0	39	7	0	30	0	0	24
	0	1	8	0	1	38	0	32	1	0	20	0	0	4
	0	1-	3+	0	0	2-	0	7+	6+	0	10+	0	0	20+
05403	0	0	0	0	1	8	4	3	0	0	3	0	5	2
	0	0	0	0	0	7	14	8	2	0	8	0	3	0
	0	0	0	0	1+	1+	12-	5-	2-	0	5-	0	2+	2+
*****														
055AL	0	5	25	0	11	140	35	43	16	0	126	0	1	3
	0	4	12	0	3	201	20	44	11	0	132	0	0	6
	0	1+	13+	0	8+	61-	15+	1-	5+	0	6-	0	1+	3-
*****														
055RU	0	5	20	0	11	72	7	4	0	0	95	0	0	3
	0	4	7	0	3	86	3	13	0	0	91	0	0	5
	0	1+	13+	0	8+	14-	4+	9-	0	0	4+	0	0	2-
055S0	0	4	19	0	11	65	0	0	0	0	87	0	0	3
	0	4	5	0	3	78	1	1	0	0	85	0	0	5
	0	0	14+	0	8+	13-	1-	1-	0	0	2+	0	0	2-
055SP	0	1	1	0	0	7	7	4	0	0	8	0	0	0
	0	0	2	0	0	8	2	12	0	0	6	0	0	0
	0	1+	1-	0	0	1-	5+	8-	0	0	2+	0	0	0
055Z2	0	0	5	0	0	68	28	39	16	0	31	0	1	0
	0	0	5	0	0	115	17	31	11	0	41	0	0	1
	0	0	0	0	0	47-	11+	8+	5+	0	10-	0	1+	1-
05501	0	0	1	0	0	15	13	36	10	0	1	0	0	0
	0	0	2	0	0	24	3	28	9	0	1	0	0	0
	0	0	1-	0	0	9-	10+	8+	1+	0	0	0	0	0
05502	0	0	1	0	0	24	2	2	1	0	7	0	0	0
	0	0	2	0	0	33	0	0	0	0	10	0	0	0
	0	0	1-	0	0	9-	2+	2+	1+	0	5-	0	0	0
05503	0	0	3	0	0	29	13	1	5	0	23	0	1	0
	0	0	1	0	0	58	14	3	2	0	30	0	0	1
	0	0	2+	0	0	29-	1-	2-	3+	0	7-	0	1+	1-

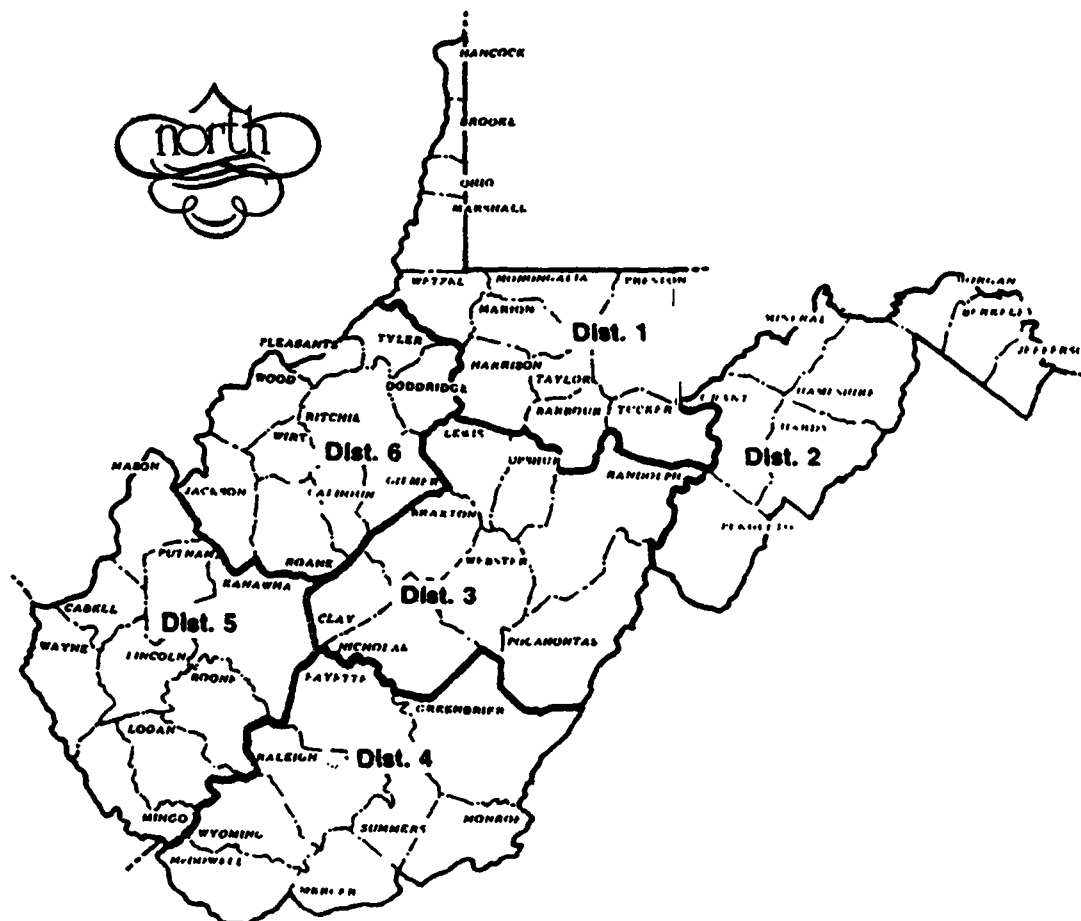
# DEPARTMENT OF NATURAL RESOURCES

1994

DIST. 1	DIST. 2	DIST. 3	DIST. 4	DIST. 5	DIST. 6
BARBOUR	BERKELEY	BRAXTON	FAYETTE	BOONE	CALHOUN
BROOKE	GRANT	CLAY	GREENBRIER	CABELL	DODDRIDGE
HANCOCK	HAMPSHIRE	LEWIS	MCDOWELL	KANAWHA	GILMER
HARRISON	HARDY	NICHOLAS	MERCER	LINCOLN	JACKSON
MARION	JEFFERSON	POCHANTAS	MONROE	LOGAN	PLEASANTS
MARSHALL	MINERAL	RANDOLPH	RALEIGH	MASON	RITCHIE
MONONGALIA	MORGAN	UPSHUR	SUMMERS	MINGO	ROANE
OHIO	PENDLETON	WEBSTER	WYOMING	PUTNAM	TYLER
PRESTON				WAYNE	WIRT
TAYLOR					WOOD
TUCKER					
WETZEL					

The Department of Natural Resources is divided into six (6) districts. Above are the counties covered by each of these districts.

The following page depicts the arrest activity by district.



DEPARTMENT OF NATURAL RESOURCES - ARRESTS FOR 1994

TOTAL DNR ARRESTS (ALL DISTRICTS)																							
AGE GROUP	10	10-12	13-14	15	16	17	18	19	20	21	22	23	24	25-29	30-34	35-39	40-44	45-49	50-54	55-59	60-64	TOTAL	
LARCENY THEFT																				1	1		
OTHER ASSAULTS									1						1							2	
WEAPONS	1		1	2	3	8	12	3	14	3	12	9	8	41	47	27	28	19	17	9	9	4	275
DRUGS				1	2			1	1	4		1	2	6	7	5	2						32
DRUNKENNESS																				1		1	
ALLOTHER																1						1	
<b>TOTAL</b>	<b>1</b>		<b>1</b>	<b>2</b>	<b>3</b>	<b>8</b>	<b>14</b>	<b>4</b>	<b>15</b>	<b>7</b>	<b>13</b>	<b>10</b>	<b>10</b>	<b>47</b>	<b>55</b>	<b>33</b>	<b>28</b>	<b>19</b>	<b>17</b>	<b>9</b>	<b>9</b>	<b>4</b>	<b>312</b>
DNR ARRESTS - DISTRICT 1																							
WEAPONLAW							1		1	2	1				2	2	1					10	
<b>TOTAL</b>							<b>1</b>		<b>1</b>	<b>2</b>	<b>1</b>				<b>2</b>	<b>2</b>	<b>1</b>					<b>10</b>	
DNR ARRESTS - DISTRICT 2																							
WEAPONLAW			1	1			1	2		3	1	1		4	3	4	5		2			29	
DRUGS									2					2	1							5	
ALLOTHER																1						1	
<b>TOTAL</b>			<b>1</b>	<b>1</b>			<b>1</b>	<b>2</b>	<b>2</b>	<b>3</b>	<b>1</b>	<b>1</b>		<b>6</b>	<b>4</b>	<b>5</b>	<b>5</b>		<b>2</b>			<b>35</b>	
DNR ARRESTS - DISTRICT 3																							
WEAPONLAW							2			1	1						1					5	
DRUGS				1					1	1					3	1	2					0	9
DRUNKENNESS																				1		1	
<b>TOTAL</b>				<b>1</b>			<b>2</b>			<b>2</b>	<b>1</b>				<b>3</b>	<b>1</b>	<b>3</b>		<b>1</b>			<b>15</b>	
DNR ARRESTS - DISTRICT 4																							
LARCENY THEFT																					1	1	
WEAPONLAW				1			5		1		1	1	2	1	1	1	1	1		1		15	
DRUGS							1									1						2	
<b>TOTAL</b>				<b>1</b>			<b>6</b>		<b>1</b>		<b>1</b>	<b>1</b>	<b>2</b>	<b>1</b>	<b>2</b>	<b>1</b>	<b>1</b>	<b>1</b>	<b>1</b>	<b>1</b>	<b>1</b>	<b>19</b>	
DNR ARRESTS - DISTRICT 5																							
OTHER ASSAULT										1					1							2	
WEAPON			1	2	5			3		4	2	3	6	13	5	5	3	5	5	5	5	2	69
DRUGS								1	1				2	4	1	3						12	
<b>TOTAL</b>			<b>1</b>	<b>2</b>	<b>5</b>			<b>4</b>	<b>1</b>	<b>5</b>	<b>2</b>	<b>5</b>	<b>10</b>	<b>15</b>	<b>8</b>	<b>5</b>	<b>3</b>	<b>5</b>	<b>5</b>	<b>5</b>	<b>5</b>	<b>2</b>	<b>83</b>
DNR ARRESTS - DISTRICT 6																							
WEAPON	1		1	1	1	6	2	2	3		3	6	3	28	27	18	14	15	9	4	2	2	148
DRUGS						2									2								4
<b>TOTAL</b>	<b>1</b>		<b>1</b>	<b>1</b>	<b>1</b>	<b>8</b>	<b>4</b>	<b>2</b>	<b>3</b>		<b>3</b>	<b>6</b>	<b>3</b>	<b>28</b>	<b>27</b>	<b>18</b>	<b>14</b>	<b>15</b>	<b>9</b>	<b>4</b>	<b>2</b>	<b>2</b>	<b>152</b>

# ARSON

## 1994

### Crime Clock - 1 Arson every 21 hours, 38 minutes

#### DEFINITION

*The offense of arson is defined by the National Uniform Crime Reporting (UCR) Program to include any willful or malicious burning or attempts to burn, with or without intent to defraud, a dwelling, public housing, motor vehicle or aircraft, personal property of another, etc.*

Early in 1979, in accordance with the FBI-UCR Program, the West Virginia UCR Program began collecting arson data submitted by the UCR contributing agencies.

Reported Arson offenses during 1994 show 405 offenses with estimated property loss of \$ 3,367,882. 1993 figures reported 439 arson offenses with property loss estimated at \$ 6,652,407. The number of offenses decreased 7.7 % while the estimated property loss decreased 49.3 %.

Law enforcement agencies cleared 86 arson offenses during 1994 for a clearance rate of 21.2 %.

	ESTIMATED PROPERTY DAMAGE		% CHANGE
	1993	1994	
TOTAL	\$ 6,652,407	\$ 3,367,882	- 49.4 %
STRUCTURAL	\$ 5,770,340	\$ 2,998,424	- 48.0 %
MOBILE	\$ 806,717	\$ 365,620	- 55.6 %
OTHER	\$ 75,350	\$ 3,838	- 94.9 %

	OFFENSES		% CHANGE
	1993	1994	
TOTAL	439 ( 100 %)	405 (100 %)	- 7.7 %
STRUCTURAL	278 ( 63.3 %)	269 ( 66.4 %)	- 3.2 %
MOBILE	121 ( 27.6 %)	90 ( 22.2 %)	- 25.6 %
OTHER	40 ( 16.7 %)	46 ( 11.4 %)	+ 13.0 %

YEAR	OFFENSES	% CHANGE
1985	639	- 2.4 %
1986	635	- 0.6 %
1987	447	- 29.6 %
1988	582	+ 30.2 %
1989	548	- 5.8 %
1990	503	- 8.2 %
1991	529	+ 5.2 %
1992	462	- 12.7 %
1993	439	- 5.0 %
1994	404	- 7.7 %



# ARSON 1994

	1	2	3	4	5	6	7	8
	PROPERTY CLASSIFICATION	Offenses Reported or Known to Police (Include Unfounded and Attempts)	Unfounded or False Reports of Arson Complaints	Number of Actual Offenses (Column 2 Minus Column 3 Include Attempts)	Total Offenses Cleared by Arrest or Exceptional Means (Include Column 6)	Number of Clearances Including Only Persons Under 18 Years of Age	Offenses Where Structures Uninhabited, Abandoned or not Normally in Use	Estimated Value of Property Damaged
A	Single Occupancy Residential Houses Townhouses Duplexes, etc	136	3	133	34	8	35	\$ 1,788,450
B	Other Residential Apartments Tenements Flats Hotels Motels Inns Dormitories Boarding Houses etc	34		34	11	3	2	\$ 284,535
C	Storage Barns Garages Warehouses etc	26		26	2	1	4	\$ 533,800
D	Industrial / Manufacturing	5		5	2		3	\$ 20,450
E	Other Commercial Stores Restaurants Offices etc	25		25	1			\$ 271,929
F	Community/Public Churches, Jails, Schools, Colleges Hospitals, etc	22		22	12	6		\$ 50,230
G	All Other Structure Out Buildings Monuments Buildings Under Construction, etc	24		24	4	2	4	\$ 49,030
	<b>TOTAL STRUCTURE</b>	<b>272</b>	<b>3</b>	<b>269</b>	<b>66</b>	<b>20</b>	<b>48</b>	<b>\$ 2,998,424</b>
H	Motor Vehicles Automobiles Trucks Buses Motorcycles, etc UCR Definition	78	3	75	7	1		\$ 282,820
I	Other Mobile Property Trailers Recreational Vehicles Airplanes Boats, etc	15		15	1	1		\$ 82,800
	<b>TOTAL MOBILE</b>	<b>93</b>	<b>3</b>	<b>90</b>	<b>8</b>	<b>2</b>		<b>\$ 365,620</b>
J	<b>TOTAL OTHER</b> Crops Timber Fences Signs etc	<b>47</b>		<b>46</b>	<b>12</b>	<b>10</b>		<b>\$ 3,838</b>
	<b>GRAND TOTAL</b>	<b>411</b>	<b>6</b>	<b>405</b>	<b>86</b>	<b>32</b>	<b>48</b>	<b>\$ 3,367,882</b>

# DOMESTIC VIOLENCE

The increasing incidence of abuse between family members prompted the enactment of House Bill 802 which resulted in West Virginia State Law §48-2A. This law mandated the collection of domestic violence. Information on spouses, persons living as spouses, persons who formerly resided as spouses, parents, children and step children or other persons related by blood or marriage is collected;

**Abuse:** The occurrence of one or more of the following acts between family or household members who reside together or who formerly resided together:

1. Attempting to cause or intentionally, knowingly or recklessly causing bodily injury with or without a dangerous or deadly weapon.
2. Placing, by physical menace, another in fear of imminent serious bodily injury.
3. Sexually abusing a person under the age of 18 years.

The following information on Domestic Violence is in compliance with State Code 48-2A-9. Collecting the information on Domestic Violence began on July 1, 1981.

Law enforcement agencies reported they received a total of 8,989 complaints on Domestic Violence for 1994. This represented a 4.0 % increase over the 1993 figure of 8,647. They investigated 8,696 (96.7 %) of these complaints. Of the complainant who were victims, 851 (10.4 %) were male, 7,339 (89.4 %) female and 2,822 (31.4 %) of them had filed a previous complaint. Repeated Abuse Victims suffered 3 Homicides, 2,147 Simple Assaults and 56 Felonious Assaults. Protection Orders were violated in 62 (0.7 %) cases

VICTIM			OFFENDER		
7,987	FEMALES	(88.9 %)	884	FEMALES	( 9.8 %)
1,000	MALES	(11.1 %)	8,102	MALES	(90.2 %)

### WEAPONS USED

HANDS, FISTS	6,187	(90.3 %)
GUNS	172	( 2.5 %)
CLUBS	320	( 4.7 %)
KNIVES	174	( 2.5 %)

EXTENT OF ABUSE			ACTION TAKEN ON TOTAL COMPLAINTS		
SIMPLE ASSAULT	6,587	(73.3 %)	ARREST	1,937	(21.5 %)
FELONIOUS ASSAULT	162	( 1.8 %)	REFERRED	6,204	(69.0 %)
HOMICIDE	32	( 0.4 %)	OTHER	1,681	(18.7 %)
OTHER	2,198	(24.5 %)			

- The average offender age was 32, while the youngest was 10 and the oldest was 92.
- Average victim age was 30, the youngest was 1, and the oldest was 89.
- Average response time was 16.43 minutes.

**DOMESTIC VIOLENCE  
1994**

**RELATIONSHIP**

<b>WIFE</b>	<b>3,506</b>	<b>(47.8 %)</b>
Common Law Wife	1,446	(19.7 %)
Ex-Wife	402	(5.5 %)
Ex-Girlfriend	389	(5.3 %)
Mother	336	(4.6 %)
Husband	226	(3.6 %)
Daughter	156	(2.1 %)
Sister	145	(2.0 %)
Son	112	(1.5 %)
Father	108	(1.5%)
In-Law	98	(1.3%)
Brother	76	(1.0%)
Other-Family	65	(0.9%)
Ex-Husband	46	(0.6%)
Ex-Boyfriend	36	(0.5%)
Step-Daughter	32	(0.4%)
Step-Son	31	(0.4%)
Niece	24	(0.3%)
Step-Father	17	(0.2%)
Grandmother	11	(0.1%)
Step-Mother	11	(0.1%)
Cousin	9	(0.1%)
Nephew	5	(0.1%)
Granddaughter	3	(0.0%)
Grandson	2	(0.0%)
Grandfather	1	(0.0%)
Aunt	1	(0.0%)

**DAY OF WEEK**

SUNDAY	1,557	(17.4 %)
MONDAY	1,206	(13.4 %)
TUESDAY	1,161	(12.9 %)
WEDNESDAY	1,079	(12.0%)
THURSDAY	1,133	(12.6 %)
FRIDAY	1,224	(13.6 %)
<b>SATURDAY</b>	<b>1,629</b>	<b>(18.1 %)</b>

**MONTH**

JANUARY	587	6.5 %
FEBRUARY	620	6.9 %
MARCH	743	8.3 %
APRIL	733	8.2 %
MAY	681	7.6 %
JUNE	792	8.8 %
<b>JULY</b>	<b>928</b>	<b>10.3 %</b>
AUGUST	880	9.8 %
SEPTEMBER	831	9.2 %
OCTOBER	742	8.3 %
NOVEMBER	735	8.2 %
DECEMBER	717	8.0 %

## CAVEAT

### CHILD ABUSE CASES FROM HUMAN SERVICES

Although West Virginia State Code §48-2A-9 mandates the West Virginia Department of Health and Human Resources to report to the Department of Public Safety in those instances of child abuse reported to the department which are not otherwise reported to any other law enforcement agency. DHHR was unable to provide the 1994 child abuse statistics as required. DHHR stated that such figures for 1994 are substantially understated due to the lack of statistics from numerous counties. Reproduction of these figures in the report would misrepresent the number of child abuse cases. Due to this fact, the information could not be supplied.

# DOMESTIC VIOLENCE 1994

AGENCY ID	TOTAL COMPL	TOTAL INVEST	MALE	FEMALE	COMPLAINANT	INFO	REPEAT	PRIOR	COMPL	*SIM *ASS	EXTENT OF ABUSE	HOMICIDE	OTH*	*ARREST	ACTION TAKEN	OTH*	PROT VIOL
											FEL ASS				REFER		
SP BERKELEY SPRINGS	33	27	2	31	33	15	41	33	3	8				10	12	12	1
SP BUCKHARON	17	17	7	16	14	8	13	14						3	12	2	
SP CHARLES JOHN	77	77	16	70	77	13	20	77		45				21	55	1	
SP BRIDGEPORT	87	86	5	71	71	36	88	41	1	2				20	66		
SP CLAY	6	5	4	6	6	1	2	4						3	2		
SP ELIZABETH	4	4	11	4	3	1	2	4						2		2	
SP ELKINS	98	91	4	87	92	8	34	81	2	16				14	81	3	
SP FAIRMONT	38	38	6	34	29	2	3	19	1	17				5	37		1
SP FRANKLIN	43	38	1	37	33	17	34	20		23				18	10	17	
SP GLENVILLE	1	1	3	1	1			1						1			
SP GRANTSVILLE	3	2	3	3	3	12	54	1		14				2	2	2	
SP HAHN	36	31	1	30	33	1	2	22		1				21	23		
SP HARRISVILLE	1	1	8	1	8	1	2	4		4				1		6	
SP HINTON	8	8	2	8	2	19	19	4		2				1		1	
SP HUNTINGTON	2	2	1	2	2	8	12	2		2				1		1	
SP KEYSER	47	40	3	46	45	18	12	44	3	3				11	29	13	1
SP KINGWOOD	19	18	2	16	18	2	2	17	1	3				7	2	10	1
SP LEHISBURG	2	2	7	2	2	1	13	4		1				1		1	
SP MADISON	4	4	16	4	3	10	83	4		11				3	18	11	1
SP MARLIHTON	27	24	16	20	27	49	13	16	1	7				4	90	12	
SP MARTINSBURG	134	127	1	117	131	1	4	127						32	1		
SP MONTGOMERY	1	1	1	1	1	4	4	1		1				1		6	
SP MOOREFIELD	15	12	10	13	13	23	62	13		1				7	2		
SP MORGANTOWN	121	120	1	111	120	1	1	55		68				31	118		
SP MOUNDSVILLE	4	4	1	4	4	2	4	1		3				1	2		
SP PADEN CITY	5	5	1	3	4	2	4	4		1				1		1	
SP PARKERSBURG	13	13	1	12	11	2	6	10		2				1		4	
SP PARSONS	14	11	1	14	13	4	7	8		1				3	10		
SP PETERSBURG	10	10	1	10	10	3	3	9		5				3	3	8	
SP PHILIPPI	16	14	1	15	15	2	4	9		2				4	1	5	
SP RAINELLE	4	4	1	4	2	1	4	1		3				4	1	3	2
SP RIPLEY	2	2	2	1	1	1	1	1		1				1			
SP ROMNEY	32	31	1	30	29	9	30	18		14				4	4	24	
SP ST. MARYS	1	1	1	1	1	2	6	4		1				1		1	
SP SO. CHARLESTON	4	4	2	4	4	4	6	4		1				1	2	1	
SP SPENCER	12	8	2	10	11	11	22	10		1				2	2	8	
SP SUTTON	27	27	2	25	18	11	8	17	3	7				13	2	13	1
SP WHEELING	6	6	1	6	5	2	8	3		3				2	6	1	
SP UNION	1	1	1	1	1	9	11	1		1				1		1	
SP WAYNE	45	44	1	44	43	9	11	30		14				16	19	10	1
SP WEBSTER SPRINGS	8	8	2	6	8	3	5	4		4				1	6	2	
SP WELCH	13	13	1	12	12	8	26	8		4				7	3		
SP WESTON	26	25	4	22	17	5	14	14		12				12	2	12	2
SP WEST UNION	9	9	1	8	8	5	9	9		4				2	9	4	
SP WILLIAMSON	12	11	4	8	10	2	4	9		2				9	1	4	
SP WINFIELD	18	16	1	18	17	1	2	1		17				4	1	14	
SP HUNDRED	3	3	1	3	3	1	2	1		1				1	1	2	
SP NEW CUMBERLAND	2	2	1	2	2	1	1	1		4				1	6	1	
PD PHILIPPI	18	18	1	17	17	8	13	14		21				15	6		
SO BERKELEY CO	150	150	19	131	132	53	128	116	2	258				21	150		
.PD MARTINSBURG	610	610	95	514	606	7	3	349	2					133	601		1

# DOMESTIC VIOLENCE 1994

AGENCY ID	TOTAL COMPL	TOTAL INVEST	*****COMPLAINANT *MALE FEMALE VICTIM	INFO***** REPEAT*	PRIOR COMPL	*SIM *ASS	*****EXTENT OF ABUSE***** FEL ASS	HOMICIDE	OTHER OTHER	*****ACTION TAKE***** *ARREST REFER	OTHER OTHER	PROF VIOL
SO BOONE CO	89	80	13	75	81	1	1	87	1	4	85	
PD MADISON	3	3		3	3			2	1		2	
SO BROOKE	67	67	5	62	67	37	120	59	6	17	46	11
PD FOLLENSBEE	24	24	5	19	22	6	15	10	6		12	6
PD WELLSBURG	8	8		8	8		25	5	3	3	7	
SO CABELL	254	252	31	223	234	84	190	227	15	70	180	3
PD BARBOURSVILLE	39	39	5	34	39	9	19	16	21	7	34	
PD HUNTINGTON	646	581	80	566	626	300	782	462	163	161	550	5
PD MILTOH	13	13		13	13	3	7	7	4	4	12	
MARSHALL UNIVERSITY	4	4		4	4	1	1	3	1		3	
SO CLAY	1	1		1	1			1		1		
SO DODDRIDGE	29	25		26	29	6	4	24	1	2	6	
SO FAYETTE CO	28	28	1	27	28	9	17	23	5	9	26	1
PD ANSTED	4	4		4	4			4			4	
PD MONTGOMERY	9	9	1	8	9	4	15	8	1	1	4	
PD MOUNT HOPE	3	3		3	3	1	2	3			3	
PD OAK HILL	37	34	9	27	29	3	21	34	4	4	3	1
PD SMITHERS	3	3		3	3			3			3	
SO GILMER CO	17	14	2	15	17	8	11	8	6	2	14	1
PD GLENVILLE	4	4		4	4	2	2	2	2	3	1	
SO GRANT CO	20	19	4	16	19	5	8	17	2	1	8	10
SO GREENBRIER CO	44	22		44	44	2	2	9	35	5	38	
PD LEMISBURG	3	3		3	3	2	5	2	4	2	8	
PD RAINELLE	10	10		10	10	3	3	6	3	2	8	
PD RONCEVERTE	9	9		9	8	2	2	6			8	
PD WHITE SUL. SPOGS.	4	4		4	4	3	4	4			4	
PD ROMNEY	5	5		5	5			5			5	
SO HANCOCK CO	30	29	4	26	27			29	1	2	24	
PD WEIRTON	144	141	25	118	119	54	12	107	26	54	122	3
PD NEW CUMBERLAND	15	15	1	14	15	6	14	9	6	7	4	3
SO HARDY CO	9	9	1	8	9	3	10	7	2	2	4	
PD MOOREFIELD	26	25	2	23	24	10	30	19	8	9	15	1
SO HARRISON CO	199	190	33	166	160	112	322	173	26	32	169	2
PD BRIDGEPORT	8	8	2	6	8	5	7	7	1		8	
PD CLARKSBURG	259	257	19	239	258	128	416	199	46	69	257	15
PD SHINNISTON	4	4		4	4			4	4	2	2	
PD STONEHOOD	7	7		7	7	2	6	6	1		6	
PD ANMOORE	1	1		1	1			1		1	1	
PD NUTTER FORT	32	31	8	22	27	12	58	17	12	3	30	5
SO JACKSON CO	9	8		9	9			9		3	3	2
PD RAVENSHOOD	10	10		10	10	5	18	9	1	3	5	3
PD RIPLEY	6	6		6	6	3	7	4	2	3	1	
PD CHARLES TOMN	40	38	2	38	37	7	11	27	9	7	11	1
PD RANSON	31	31		31	31	19	43	23	8	5	25	
SO KANAWHA CO	566	563	46	520	565	257	628	396	169	45	509	8
PD CHARLESTON	461	433	63	398	416	49	84	390	105	91	458	3
PD DUNBAR	124	124	13	109	120	29	22	70	47	11	113	
PD NITRO	63	63	6	57	63	4	31	54	8	9	59	
PD ST ALBANS	55	55	2	53	54	4	21	21	33	17	35	
PD CHESAPEAKE	19	19	1	18	19	14	52	15		4	16	
PD MARMET	1	1		1	1			1			1	

AGENCY ID	TOTAL COMPL	TOTAL INVEST	MALE	FEMALE	COMPLAINANT VICTIM	INFO REPEAT	PRIOR COMPL	*SASS	FEL ASS	HOMICIDE	OTHX	*ARREST	ACTION REFER	TAKEN	OTHX	PROT VIOL
SO LEWIS CO	17	16	2	15	15	8	21	17	1			4	13			
PS MESTON	3	3	1	2	2	2	5	2	2			3	2			
PD LOGAN	8	8	3	5	5	8	18	6	1			5	4		1	
PD CHAPMANVILLE	3	3	1	2	2	1		2				2				
PD MELCH	1	1	1	1	1	1		1				1				
PD NORTH FORK	3	3	1	2	2	2		2				2				
PD KIMBALL	119	119	15	104	109	54	142	107	2			47	69		3	1
SO MARION CO	233	233	36	193	203	102	273	178	6			40	108		88	2
PD FAIRMONT	19	19	3	16	18	9	21	14	1			5	17		2	
PD MARSHALL CO	55	54	18	37	34	3	3	48	1			26	11		18	
PD GLEN DALE	9	9	9	9	8	5	3	5				5	3			1
PD MCMECHAN	4	4	4	4	4	4		4				3	1		4	
PD MOUNDSVILLE	45	45	1	45	45	6	14	43	1	1		37	6		36	
SO MASON CO	48	46	4	47	48	11	58	47	1			14	1			
PD PT. PLEASANT	34	34	4	30	33	11	16	33				10	25			
PD MASON	1	1	1	1	1			1				1	1			
SO MERCER CO	203	203	17	186	203	65	79	203				8	202		22	
PD BLUEFIELD	31	21	5	26	31	9	15	19	1			12	1			
PD PRINCEYON	117	117	23	93	68	14	10	68	1			41	103		11	1
SO MINERAL CO	30	26	6	24	28	17	32	22				14	6		40	
PD KEYSER	59	57	13	46	45	13	43	15				5	14		12	
PD PIEDMONT	17	17	1	16	17	7	8	15		1		5	1		5	
SO MINGO CO	12	10	3	9	17	1		7				2	23		1	
PD WILLIAMSON	24	24	2	24	24	1	3	24				2	1			
PD KERMIT	3	2	1	3	1	1		1				1	1			
PD DELBARTON	2	2	1	1	1	1		1				2	2			
SO MONROGALIA	93	91	6	86	86	44	97	67	2			8	59		31	1
PD MORGANTOWN	76	73	20	56	63	16	57	63	1			33	11		34	
PD STAR CITY	16	16	2	14	15	5	7	9				2	5		10	
PD NESTOVER	15	15	3	12	11	4	5	6	1			4	6		5	
PD GRANVILLE	21	21	6	15	20	7	17	9				8	1		12	
PD ALDERSON	3	3	3	3	3	1		3				3	3			
SO MORGAN CO	7	6	1	6	7	6		7				3	2		5	1
SO NICHOLAS	50	50	1	49	50	6	10	42	1			1	44		8	
PD RICHMOND	10	10	1	9	10	6	22	6				1	4		1	
PD SUMMERSVILLE	6	6	1	5	5	1	1	3				1	4			
SO OHIO CO	96	96	8	88	96	20	8	47	1			21	22		53	5
PD WHEELING	175	175	13	162	165	7	8	145	20			78	95		2	
PD BETHLEHEM	1	1	1	1	1	1		1				1	1			
WEST LIBERTY COL	1	1	1	1	1	1		1				1	1			
SO PLEASANTS CO	33	32	6	27	32	8	8	28	1	1		3	4		30	1
SO POCAHONTAS	14	14	1	12	11	5	12	5				5	6		6	
PD MARLINTON	6	6	3	6	6	7	6	4				1	6		8	1
SO PRESTON CO	29	18	3	26	25	7	17	8				2	18		1	
PD KINGWOOD	5	5	5	7	7	4		7				6	92		29	
SO PUTNAM CO	149	145	24	125	128	4	666	110	1			28	16		490	
PD HURRICANE	18	18	111	423	16	139	14	10				9	2		2	
SO RALEIGH CO	534	534	22	423	389	113	164	398	2			46	126		184	8
PD BECKLEY	245	238	1	222	219	6	219	176	4			69	13		3	
PD MABSCOTT	13	13	1	12	13	6	16	9				6	6			

# DOMESTIC VIOLENCE 1994

# DOMESTIC VIOLENCE 1994

AGENCY ID	TOTAL COMPL	TOTAL INVEST	*****COMPLAINANT INFO***** #MALE FEMALE VICTIM REPEAT*	PRIOR COMPL	*SIM #ASS	*****EXTENT OF ABUSE***** FEL ASS HOMICIDE OTH*	* #OTH*	*****ACTION TAKEN***** #ARREST REFER	OTH* #OTH*	PROT VIOL	
PD ELKINS	42	42	3 37 32 11	19	30	1 1	9	13	26	8	
SO RITCHIE CO	2	2	1 2	1	1	1	1	1	1	1	
PD SPENCER	6	6	1 5	10	6	1	9	1	2	2	
PD GRAFTON	37	37	8 27 21 14	35	24	1 1	9	6	25	12	
SO TUCKER CO	20	20	3 17 20 3	3	14	1	6	5	11	4	
PD PARSONS	3	3	1 3	3	2	1	1	3	3	1	
SO TYLER CO	8	7	1 7 7 4	3	5	1	3	4	3	1	
PD PADEN CITY	6	4	1 1	9	4	1	3	1	5	1	
PD SISTERSVILLE	1	1	1 1	2	1	1	3	1	1	1	
PD BUCKHARTON	17	17	1 17 17 8	20	14	1	3	7	3	7	
SO WAYNE CO	17	16	1 17 17 1	1	14	1	3	9	8	1	
PD CEREDO	20	20	1 19 18 7	9	12	1	8	1	17	2	
PD KENOVA	25	23	3 22 25 9	14	20	1	4	7	23	2	
SO WETZEL CO	3	3	3 3	14	3	1	4	3	3	1	
PD NEW MARTINSVILLE	28	28	2 26 28 9	29	21	1	7	1	27	1	
SO WIRT CO	2	2	2 2	2	2	1	1	1	1	1	
SO WOOD CO	130	130	16 113 119 39	59	95	4	38	30	102	11	
PD PARKERSBURG	356	356	51 298 311 154	419	253	1	72	39	339	32	
PD VIENNA	55	55	10 45 52 20	34	54	1	1	11	32	12	
PD WILLIAMSON	16	16	1 15 16 8	30	12	1	4	6	10	10	
SO WYOMING CO	62	57	10 52 54 13	7	42	1	19	22	28	13	
PD MULLENS	2	2	2 2	2	1	1	1	1	1	1	
PD OCEANA	25	25	4 21 25 10	34	2	2	22	1	25	1	
<b>TOTAL</b>	<b>8989</b>	<b>8696</b>	<b>1103 7844 8195 2822</b>	<b>6696</b>	<b>6587</b>	<b>162</b>	<b>2198</b>	<b>1937</b>	<b>6204</b>	<b>1681</b>	<b>62</b>



**PURCHASED OR CONFISCATED CONTROLLED SUBSTANCES**

**JANUARY - DECEMBER 1994**

	<b>AMOUNT PURCHASED (WEIGHT/QUANTITY)</b>	<b>AMOUNT CONFISCATED (WEIGHT/QUANTITY)</b>	<b>ESTIMATED STREET VALUE</b>	
<b>CANNABIS</b>	242.98 GRAMS	2,656.02 GRAMS	\$ 31,685	TOTAL CANNABIS
	46 PLANTS	36,338 PLANTS	\$ 65,488,538	
	15 LBS. 11.00 OZ.	199 LBS. 8.06 OZ.	\$ 634,481	
<b>COCAINE</b>	0 GRAMS	361.89 GRAMS	\$ 3,355	TOTAL COCAINE
HASHHASH OIL	1,056 ROCKS	6,684 ROCKS	\$ 341,895	
BASE "CRACK"	27.68 GRAMS	426.38 GRAMS	\$ 48,415	
HYDROCHLORIDE	39.70 GRAMS	463.13 GRAMS	\$ 61,185	
"powder"	0 OZ.	101 OZ.	\$ 772,000	\$ 1,223,495
<b>STIMULANTS</b>	6.00 GRAMS	62.75 GRAMS	\$ 7,115	TOTAL STIMULANTS
AMPHETAMINE	0 UNITS	368 UNITS	\$ 9,627	
OTHER	11.50 GRAMS	167.50 GRAMS	\$ 34,530	
	6 UNITS	1 UNITS	\$ 750	\$ 52,022
<b>DEPRESSANTS</b>	0 GRAMS	11 GRAMS	\$ 76	TOTAL DEPRESSANTS
BARBITUATES	92 UNITS	505 UNITS	\$ 3,034	
OTHER	256 UNITS	750 UNITS	\$ 4,704	\$ 7,814
<b>NARCOTICS</b>	29.00 GRAMS	10.00 GRAMS	\$ 9,530	TOTAL NARCOTICS
HEROIN	0 GRAMS	58.00 GRAMS	\$ 157	
OTHER	90 UNITS	975 UNITS	\$ 14,612	\$ 24,699
<b>HALLUCINOGENS</b>	123 UNITS	75 UNITS	\$ 842	TOTAL HALLUCINOGENS
LSD	0 GRAMS	0 GRAMS	\$ 0	
PCP	0 OZ.	0 OZ.	\$ 0	
OTHER	0 UNITS	0 UNITS	\$ 80	\$ 922
OTHER	0	63	\$ 315	TOTAL OTHER
<b>TOTAL CONTROLLED SUBSTANCES</b>				\$ 67,467,326

**ESTIMATED STREET VALUE**  
**PURCHASED OR CONFISCATED CONTROLLED SUBSTANCES**  
**JANUARY - DECEMBER 1994 vs JANUARY - DECEMBER 1993**

		1994	1993	CHANGE	% CHANGE
<b>CANNABIS</b>	<b>TOTAL</b>	\$ 66,158,059	\$ 65,994,766	+ 163,293	+ 0.25 %
<b>MARIJUANA</b>	<b>GRAMS</b>	\$ 31,685	\$ 31,250	+ 435	+ 1.49 %
	<b>PLANTS</b>	\$ 64,488,538	\$ 65,038,617	+ 449,921	+ 0.69 %
	<b>OUNCES</b>	\$ 634,481	\$ 919,650	- 285,169	- 31.01 %
<b>HASH/HASH OIL</b>	<b>GRAMS</b>	\$ 3,355	\$ 5,249	- 1,894	- 38.08 %
<b>COCAINE</b>	<b>TOTAL</b>	\$ 1,223,495	\$ 658,808	+ 384,687	+ 42.46 %
	<b>ROCKS</b>	\$ 341,895	\$ 180,897	+ 160,998	+ 89.00 %
	<b>GRAMS</b>	\$ 48,415	\$ 27,298	+ 21,117	+ 77.36 %
<b>HYDROCHLORIDE</b>	<b>GRAMS</b>	\$ 61,185	\$ 73,513	- 12,328	- 16.77 %
"powder"	<b>OUNCES</b>	\$ 772,000	\$ 577,100	+ 194,900	+ 33.77 %
<b>STIMULANTS</b>	<b>TOTAL</b>	\$ 52,022	\$ 47,171	+ 4,851	+ 10.28 %
<b>AMPHETAMINE</b>	<b>GRAMS</b>	\$ 7,115	\$ 20,991	- 3,876	- 66.10 %
	<b>UNITS</b>	\$ 9,627	\$ 9,187	+ 440	+ 4.79 %
<b>OTHER</b>	<b>GRAMS</b>	\$ 34,530	\$ 16,803	+ 17,727	+ 105.50 %
	<b>UNITS</b>	\$ 750	\$ 190	+ 560	+ 294.74 %
<b>DEPRESSANTS</b>	<b>TOTAL</b>	\$ 7,814	\$ 11,782	- 3,968	- 33.68 %
<b>BARBITUATES</b>	<b>GRAMS</b>	\$ 76	\$ 300	- 224	- 74.67 %
	<b>UNITS</b>	\$ 3,034	\$ 6,688	- 3,654	- 54.64 %
<b>OTHER</b>	<b>UNITS</b>	\$ 4,704	\$ 4,794	- 90	- 1.88 %
<b>NARCOTICS</b>	<b>TOTAL</b>	\$ 24,699	\$ 13,512	+ 11,187	+ 82.79 %
<b>HEROIN</b>	<b>GRAMS</b>	\$ 9,930	\$ 7,975	+ 1,955	+ 24.51 %
<b>OTHER</b>	<b>GRAMS</b>	\$ 157	\$ 0	+ 157	N/A
	<b>UNITS</b>	\$ 14,612	\$ 5,537	+ 9,075	+ 163.90 %
<b>HALLUCINOGENS</b>	<b>TOTAL</b>	\$ 922	\$ 6,926	- 6,004	- 86.69 %
<b>LSD</b>	<b>UNITS</b>	\$ 842	\$ 5,091	- 4,249	- 83.46 %
<b>PCP</b>	<b>GRAMS</b>	\$ 0	\$ 0	0	0 %
	<b>OUNCES</b>	\$ 0	\$ 0	0	0 %
<b>OTHER</b>	<b>UNITS</b>	\$ 80	\$ 1,835	- 1,755	- 95.64 %
<b>OTHER</b>	<b>TOTAL</b>	\$ 315	\$ 595	- 280	- 47.06 %
<b>TOTAL CONTROLLED SUBSTANCES</b>		\$ 67,467,326	\$ 66,933,560	+ 533,766	+ 0.80 %

Figures Provided by Uniform Crime Reporting , WV State Police, 725 Jefferson Road, So Charleston, WV 25309 746-2159

# PURCHASED CONTROLLED SUBSTANCES

**JANUARY - DECEMBER 1994 vs. JANUARY - DECEMBER 1993**

AMOUNT (Weight/Quantity)		1994	1993	CHANGE	% CHANGE
<b>CANNABIS</b>					
<b>Marijuana</b>	<b>GRAMS</b>	242.98	734.51	- 491.53	- 66.92 %
	<b>PLANTS</b>	46	103	- 57	- 55.34 %
	<b>OUNCES</b>	251	494.66	- 243.66	- 49.26 %
<b>Hashish/Hash Oil</b>	<b>GRAMS</b>	0	11.50	+ 11.50	N/A
<b>COCAINE</b>					
<b>Crack</b>	<b>ROCKS</b>	1,056	906	+ 150	+ 16.56 %
	<b>GRAMS</b>	27.68	147.23	- 119.55	- 81.20 %
<b>Hydrochloride</b>	<b>GRAMS</b>	39.7	253.75	- 214.05	- 84.35 %
<b>"powder"</b>	<b>OUNCES</b>	0	76	- 76	N/A
<b>STIMULANTS</b>					
<b>Amphetamine</b>	<b>GRAMS</b>	6.0	276.76	- 270.76	- 97.83 %
	<b>UNITS</b>	0	20	- 20	N/A
<b>Other</b>	<b>GRAMS</b>	11.5	32.40	-20.90	- 64.51 %
	<b>UNITS</b>	6	0	+ 6	N/A
<b>DEPRESSANTS</b>					
<b>Barbiturates</b>	<b>GRAMS</b>	0	26	- 26	N/A
	<b>UNITS</b>	92	16.00	+ 76.00	+ 475.00 %
<b>Other</b>	<b>UNITS</b>	256	377	- 121	- 32.10 %
<b>NARCOTICS</b>					
<b>Heroin</b>	<b>GRAMS</b>	29.0	11.00	+ 18	+ 163.64 %
<b>Other</b>	<b>GRAMS</b>	0	0	0	0 %
	<b>UNITS</b>	90	290	- 200	- 68.97 %
<b>HALLUCINOGENS</b>					
<b>LSD</b>	<b>UNITS</b>	123	490	- 367	- 74.90 %
<b>PCP</b>	<b>GRAMS</b>	0	0	0	0 %
	<b>OUNCES</b>	0	0	0	0 %
	<b>UNITS</b>	0	6	- 6	N/A
<b>OTHER</b>		0	135	- 135	N/A

Figures Provided by Uniform Crime Reporting, WV State Police, 725 Jefferson Road, So Charleston, WV 25309 746-2159

<b>CONFISCATED CONTROLLED SUBSTANCES</b>					
<b>JANUARY - DECEMBER 1994 vs JANUARY - DECEMBER 1993</b>					
<b>AMOUNT</b>					
<b>(Weight/Quantity)</b>		<b>1994</b>	<b>1993</b>	<b>CHANGE</b>	<b>% CHANGE</b>
<b>CANNABIS</b>					
<b>MARIJUANA</b>	<b>GRAMS</b>	2,656.02	2,433.35	+ 222.67	+ 9.15 %
	<b>PLANTS</b>	36,338	34,165	+ 2,173	+ 6.36 %
	<b>OUNCES</b>	3,192.06	4,603.69	+ 1,411.63	- 30.66 %
<b>HASHISH/HASH OIL</b>	<b>GRAMS</b>	361.89	291.85	+ 70.24	+ 24.06 %
<b>COCAINE</b>					
<b>CRACK</b>	<b>ROCKS</b>	6,684	3,427	+ 32.57	+ 95.04 %
	<b>GRAMS</b>	426.38	307.97	+ 118.41	+ 38.45 %
<b>HYDROCHLORIDE</b>	<b>GRAMS</b>	463.13	630.51	- 167.38	- 26.55 %
"powder"	<b>OUNCES</b>	101	29.55	+ 71.45	+ 241.79 %
<b>STIMULANTS</b>					
<b>AMPHETAMINE</b>	<b>GRAMS</b>	62.75	93.00	- 30.25	- 32.53 %
	<b>UNITS</b>	368	429	- 61	- 14.22 %
<b>OTHER</b>	<b>GRAMS</b>	167.90	292	- 84.50	- 33.53 %
	<b>UNITS</b>	1	21	- 20	- 95.24 %
<b>DEPRESSANTS</b>					
<b>BARBITUATES</b>	<b>GRAMS</b>	11	91	- 80	- 87.91 %
	<b>UNITS</b>	505	297	+ 208	+ 70.03 %
<b>OTHER</b>	<b>UNITS</b>	750	1,271	- 521	- 40.99 %
<b>NARCOTICS</b>					
<b>HEROIN</b>	<b>GRAMS</b>	10.00	38.00	- 28.00	- 73.68 %
<b>OTHER</b>	<b>GRAMS</b>	58.00	2.00	+ 56.00	+ 2,800.00 %
	<b>UNITS</b>	975	211	+ 764	+ 362.09 %
<b>HALLUCINOGENS</b>					
<b>LSD</b>	<b>UNITS</b>	75	400	- 325	- 81.25 %
<b>PCP</b>	<b>GRAMS</b>	0	0	0	0 %
	<b>OUNCES</b>	0	0	0	0 %
	<b>UNITS</b>	0	67	+ 67	N/A
<b>OTHER</b>		63	62	+ 1	+ 1.61 %

Figures Provided by Uniform Crime Reporting, WV State Police, 725 Jefferson Road, So Charleston, WV 25309 746-2159

# GLOSSARY OF TERMS

**ADULT** — For Uniform Crime Reporting Purposes, a person age 18 or over.

**AMERICAN INDIAN OR ALASKAN NATIVE** — A person having origins in any of the original peoples of North America, and who maintains cultural identification through tribal affiliation or community recognition.

**ARREST RATE** — The number of arrests reported for Part I and part II offenses for each unit of population, generally per 1,000.

**ASIAN OR PACIFIC ISLANDER** — A person having origins in any of the original peoples for the Far East, Southeast Asia, the Indian subcontinent, or the Pacific Islands. This includes: China, India, Japan, Korea, the Philippine Islands and Samoa.

**BLACK** — A person having origins in any of the black racial groups of Africa, characterized by dark skin pigmentation.

**CLEARANCE** — For Uniform Crime Reporting purposes, the solution to a particular crime, usually by the arrest of the offender.

**CLEARED BY ARREST** — For Uniform Crime Reporting purposes, an offense is cleared when the offender has been identified, sufficient evidence has been obtained to formally charge and the offender has been ordered to appear in court.

**CRIME INDEX** — The sum of seven major offenses used to measure the extent, fluctuation and distribution of crime in a given geographical area. Classifications are: **MURDER, FORCIBLE RAPE, ROBBERY, FELONIOUS ASSAULT, BREAKING & ENTERING, LARCENY THEFT, AND MOTOR VEHICLE THEFT.** Each of these offenses is referred to as an Index Offense.

**CRIME RATE** - The number of Index Offenses reported for each unit of population, generally per 1,000.

**EXCEPTIONAL CLEARANCE** — For Uniform Crime Reporting purposes, an offense is cleared in this manner when an offender has been identified, located and sufficient evidence to charge has been obtained but there is some reason beyond police control which prohibits the offender from being brought before the court.

**JUVENILE** — For Uniform Crime Reporting purposes, a person under the age of 18.

**HIERARCHY RULE** — For Uniform Crime Reporting purposes, each crime or attempted crime is counted in only one offense category. If several offenses are committed, simply glance down the list of Part I offenses and stop at the first offense you recognize from the facts given; this offense is the correct classification for this criminal activity.

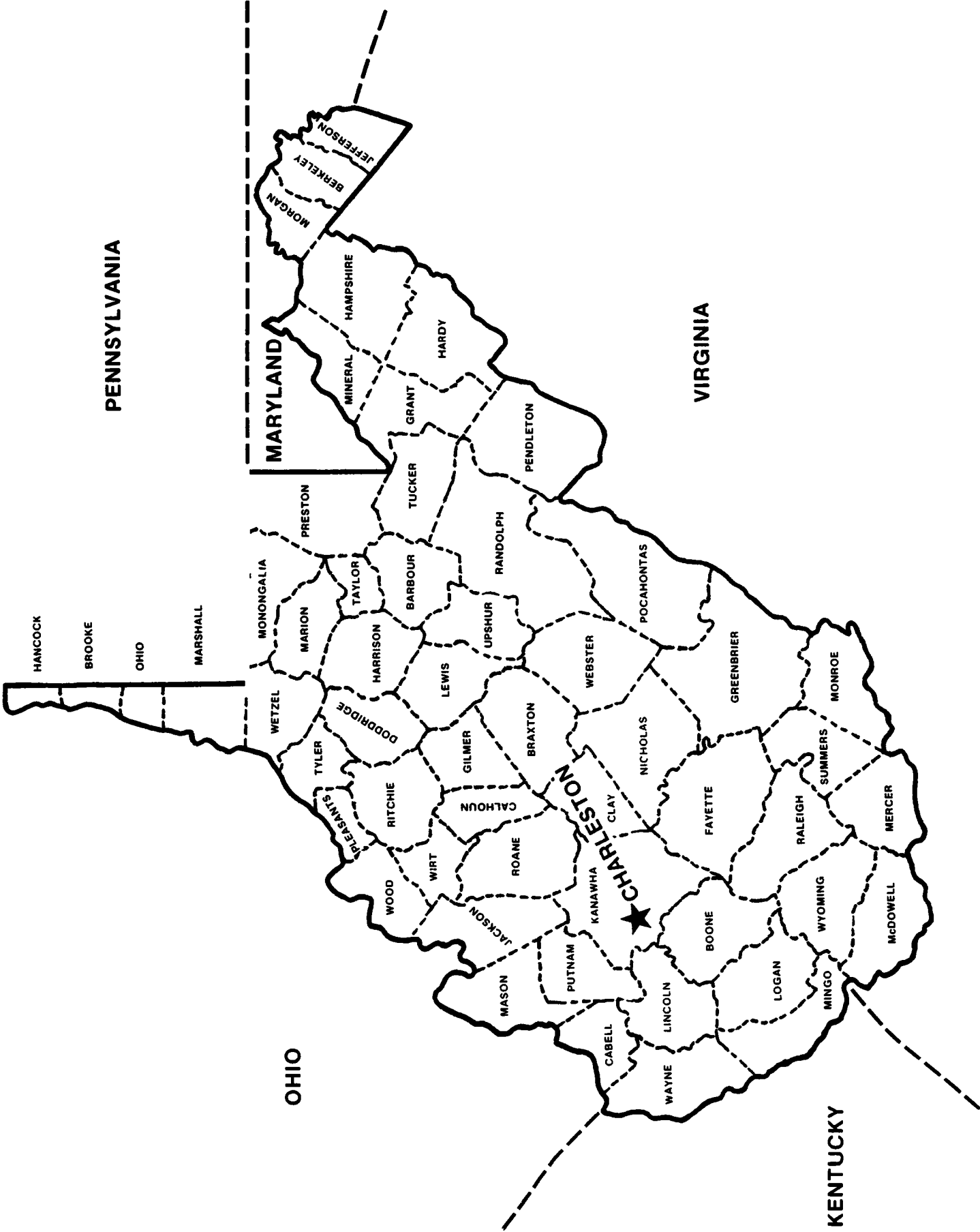
**PART I OFFENSES** — The first of two main categories of crime classes composing a National Crime Classification System established for Crime Reporting purposes. Part I Offenses are by their very nature more serious and/or occur most frequently. The monthly tabulation of Part II Offenses provide a count of "Offenses Known".

**PART II OFFENSES** — The second of two main categories of crime classes composing a Universal Crime Classification System established for Crime Reporting purposes. Part II Offenses are generally less serious in nature and/or occur less frequently. Monthly tabulations of Part II Offenses are limited to arrest information only.

**PROPERTY CRIME** — Consists of the Index Offenses of Breaking & Entering, Larceny Theft and Motor Vehicle Theft.

**VIOLENT CRIME** — Consists of the Index Offenses of Murder, Forcible Rape, Robbery and Felonious Assault.





PENNSYLVANIA

VIRGINIA

OHIO

KENTUCKY

MARYLAND

HANCOCK

BROOKE

OHIO

MARSHALL

MONONGALIA

PRESTON

WETZEL

MARION

TAYLOR

HARRISON

BARBOUR

LEWIS

UPSHUR

RANDOLPH

TUCKER

GRANT

HARDY

POCAHONTAS

PENDLETON

DODDRIDGE

TYLER

GILMER

BRAXTON

WEBSTER

NICHOLAS

GREENBRIER

POCAHONTAS

MONROE

PLEASANTS

RITCHIE

WIRT

GALHOUN

BRAXTON

WEBSTER

NICHOLAS

FAYETTE

GREENBRIER

POCAHONTAS

MONROE

WOOD

WIRT

GALHOUN

BRAXTON

WEBSTER

NICHOLAS

FAYETTE

GREENBRIER

POCAHONTAS

MONROE

TYLER

RITCHIE

WIRT

GALHOUN

BRAXTON

WEBSTER

NICHOLAS

FAYETTE

GREENBRIER

POCAHONTAS

MONROE

WOOD

WIRT

GALHOUN

BRAXTON

WEBSTER

NICHOLAS

FAYETTE

GREENBRIER

POCAHONTAS

MONROE

TYLER

RITCHIE

WIRT

GALHOUN

BRAXTON

WEBSTER

NICHOLAS

FAYETTE

GREENBRIER

POCAHONTAS

MONROE

WOOD

WIRT

GALHOUN

BRAXTON

WEBSTER

NICHOLAS

FAYETTE

GREENBRIER

POCAHONTAS

MONROE

TYLER

RITCHIE

WIRT

GALHOUN

BRAXTON

WEBSTER

NICHOLAS

FAYETTE

GREENBRIER

POCAHONTAS

MONROE

WOOD

WIRT

GALHOUN

BRAXTON

WEBSTER

NICHOLAS

FAYETTE

GREENBRIER

POCAHONTAS

MONROE

TYLER

RITCHIE

WIRT

GALHOUN

BRAXTON

WEBSTER

NICHOLAS

FAYETTE

GREENBRIER

POCAHONTAS

MONROE

WOOD

WIRT

GALHOUN

BRAXTON

WEBSTER

NICHOLAS

FAYETTE

GREENBRIER

POCAHONTAS

MONROE

TYLER

RITCHIE

WIRT

GALHOUN

BRAXTON

WEBSTER

NICHOLAS

FAYETTE

GREENBRIER

POCAHONTAS

MONROE

WOOD

WIRT

GALHOUN

BRAXTON

WEBSTER

NICHOLAS

FAYETTE

GREENBRIER

POCAHONTAS

MONROE

TYLER

RITCHIE

WIRT

GALHOUN

BRAXTON

WEBSTER

NICHOLAS

FAYETTE

GREENBRIER

POCAHONTAS

MONROE

WOOD

WIRT

GALHOUN

BRAXTON

WEBSTER

NICHOLAS

FAYETTE

GREENBRIER

POCAHONTAS

MONROE

TYLER

RITCHIE

WIRT

GALHOUN

BRAXTON

WEBSTER

NICHOLAS

FAYETTE

GREENBRIER

POCAHONTAS

MONROE

WOOD

WIRT

GALHOUN

BRAXTON

WEBSTER

NICHOLAS

FAYETTE

GREENBRIER

POCAHONTAS

MONROE

TYLER

RITCHIE

WIRT

GALHOUN

BRAXTON

WEBSTER

NICHOLAS

FAYETTE

GREENBRIER

POCAHONTAS

MONROE

WOOD

WIRT

GALHOUN

BRAXTON

WEBSTER

NICHOLAS

FAYETTE

GREENBRIER

POCAHONTAS

MONROE

TYLER

RITCHIE

WIRT

GALHOUN

BRAXTON

WEBSTER

NICHOLAS

FAYETTE

GREENBRIER

POCAHONTAS

MONROE

WOOD

WIRT

GALHOUN

BRAXTON

WEBSTER

NICHOLAS

FAYETTE

GREENBRIER

POCAHONTAS

MONROE

TYLER

RITCHIE

WIRT

GALHOUN

BRAXTON

WEBSTER

NICHOLAS

FAYETTE

GREENBRIER

POCAHONTAS

MONROE

WOOD

WIRT

GALHOUN

BRAXTON

WEBSTER

NICHOLAS

FAYETTE

GREENBRIER

POCAHONTAS

MONROE

TYLER

RITCHIE

WIRT

GALHOUN

BRAXTON

WEBSTER

NICHOLAS

FAYETTE

GREENBRIER

POCAHONTAS

MONROE

WOOD

WIRT

GALHOUN

BRAXTON

WEBSTER

NICHOLAS

FAYETTE

GREENBRIER

POCAHONTAS

MONROE

TYLER

RITCHIE

WIRT

GALHOUN

BRAXTON

WEBSTER

NICHOLAS

FAYETTE

GREENBRIER

POCAHONTAS

MONROE

WOOD

WIRT

GALHOUN

BRAXTON

WEBSTER

NICHOLAS

FAYETTE

GREENBRIER

POCAHONTAS

MONROE

TYLER

RITCHIE

WIRT

GALHOUN

BRAXTON

WEBSTER

NICHOLAS

FAYETTE

GREENBRIER

POCAHONTAS

MONROE

WOOD

WIRT

GALHOUN

BRAXTON

WEBSTER

NICHOLAS

FAYETTE

GREENBRIER

POCAHONTAS

MONROE

TYLER

1

2

3

4

5

6

7

8

9

10

11

12

13

14

15

16

17

18

19

20

21

22

23

24

25

26

27

28

29

30

31

32

33

34

35

36

37

38

39

40

41

42

43

44

45

46

47

48

49

50

51

52

53

54

55

56

57

58

59

60

61

62

63

64

65

66

67

68

69

70

71

72

73

74

75

76

77

78

79

80

81

82

83

84

85

86

87

88

89

90

91

92

93

94

95

96

97

98

99

100